Final

Remedial Investigation/Feasibility Study Report for Soil, Sediment, and Surface Water at RVAAP-13 Building 1200

Ravenna Army Ammunition Plant
Ravenna, Ohio

Contract No. W912QR-04-D-0028
Delivery Order No. 0001

Prepared for:

US Army Corps of Engineers®

United States Army Corps of Engineers
Louisville District

Prepared by:

SAIC® From Science to Solutions

SAIC Engineering of Ohio
8866 Commons Boulevard
Twinsburg, Ohio 44087

March 22, 2012

REPORT DOCUMENTATION PAGE

Form Approved
OMB No. 0704-0188

The public reporting burden for this collection of information is estimated to average 1 hour per response, including the time for reviewing instructions, searching existing data sources, gathering and maintaining the data needed, and completing and reviewing the collection of information. Send comments regarding this burden estimate or any other aspect of this collection of information, including suggestions for reducing the burden, to Department of Defense, Washington Headquarters Services, Directorate for Information Operations and Reports (0704-0188), 1215 Jefferson Davis Highway, Suite 1204, Arlington, VA 22202-4302. Respondents should be aware that notwithstanding any other provision of law, no person shall be subject to any penalty for failing to comply with a collection of information if it does not display a currently valid OMB control number.

PLEASE DO NOT RETURN YOUR FORM TO THE ABOVE ADDRESS.

1. REPORT DATE *(DD-MM-YYYY)*	2. REPORT TYPE	3. DATES COVERED *(From - To)*
22-03-2012	Technical	1989 - March 2012

4. TITLE AND SUBTITLE

Final
Remedial Investigation/Feasibility Study Report
for Soil, Sediment, and Surface Water at
the RVAAP-13 Building 1200
Ravenna Army Ammunition Plant
Ravenna, Ohio

5a. CONTRACT NUMBER
W912QR-04-D-0028

5b. GRANT NUMBER
NA

5c. PROGRAM ELEMENT NUMBER
NA

6. AUTHOR(S)

Jed Thomas, PE
W. Kevin Jago, PG
Heather Miller
Sharon Robers
Barney Cornaby, PhD
Alauddin Khan, PhD
Shannon Cook

5d. PROJECT NUMBER
Delivery Order No. 0001

5e. TASK NUMBER
NA

5f. WORK UNIT NUMBER
NA

7. PERFORMING ORGANIZATION NAME(S) AND ADDRESS(ES)

SAIC Engineering of Ohio, Inc.
8866 Commons Boulevard
Twinsburg, Ohio 44087

8. PERFORMING ORGANIZATION REPORT NUMBER
3827.20120322.001

9. SPONSORING/MONITORING AGENCY NAME(S) AND ADDRESS(ES)

USACE - Louisville District
U.S. Army Corps of Engineers
600 Martin Luther King Jr., Place
PO Box 59
Louisville, Kentucky 40202-0059

10. SPONSOR/MONITOR'S ACRONYM(S)
USACE

11. SPONSOR/MONITOR'S REPORT NUMBER(S)
NA

12. DISTRIBUTION/AVAILABILITY STATEMENT

Reference distribution page.

13. SUPPLEMENTARY NOTES

None.

14. ABSTRACT

This Remedial Investigation/Feasibility Study Report for the Building 1200 AOC presents physical characteristics, geology, and hydrogeology of the Building 1200 AOC; compiles historical and newly acquired environmental data; summarizes nature and extent of contamination in soil, surface water, and sediment; evaluates contaminant fate and transport; provides human health and ecological risk assessments; identifies response actions, screening of remedial technologies and process options, develops remedial alternatives to address chemicals of concern (COCs) presenting unacceptable risk; and presents a recommended alternative to meet the remedial action objective at this AOC. To achieve National Guard Training and an unrestricted land use scenario for soil, sediment, and surface water, this report recommends implementing "Alternative 2: Attain National Guard Training and Residential Land Uses" to excavate shallow surface soil that exceeds the manganese CUG for the National Guard Trainee at locations B12ss-016M and B12ss-017M.

15. SUBJECT TERMS

Cleanup goals, remedial action objective, risk assessment, weight of evidence, nature and extent, fate and transport, remedial alternative

16. SECURITY CLASSIFICATION OF:			17. LIMITATION OF ABSTRACT	18. NUMBER OF PAGES	19a. NAME OF RESPONSIBLE PERSON
a. REPORT	b. ABSTRACT	c. THIS PAGE			Mark Nichter
U	U	U	U	6365	19b. TELEPHONE NUMBER *(Include area code)* 502.315.6375

Standard Form 298 (Rev. 8/98)
Prescribed by ANSI Std. Z39.18

PLACE HOLDER FOR:

Documentation of Ohio EPA Approval of Final Document

(Documentation to be provided once approval is issued.)

Final

Remedial Investigation/Feasibility Study Report for Soil, Sediment, and Surface Water at RVAAP-13 Building 1200

Ravenna Army Ammunition Plant
Ravenna, Ohio

Contract No. W912QR-04-D-0028
Delivery Order No. 0001

Prepared for:
U.S. Army Corps of Engineers
600 Martin Luther King, Jr. Place
Louisville, Kentucky 40202

Prepared by:
SAIC Engineering of Ohio
8866 Commons Boulevard
Twinsburg, Ohio 44087

March 22, 2012

CONTRACTOR STATEMENT OF INDEPENDENT TECHNICAL REVIEW

Science Applications International Corporation (SAIC) has completed the Remedial Investigation/Feasibility Study Report for Soil, Sediment, and Surface Water at RVAAP-13 Building 1200 at the Ravenna Army Ammunition Plant, Ravenna, Ohio. Notice is hereby given that an independent technical review has been conducted that is appropriate to the level of risk and complexity inherent in the project. During the independent technical review, compliance with established policy principles and procedures, utilizing justified and valid assumptions, was verified. This included review of data quality objectives; technical assumptions; methods, procedures, and materials to be used; the appropriateness of data used and level of data obtained; and reasonableness of the results, including whether the product meets the customer's needs consistent with law and existing United States Army Corps of Engineers (USACE) policy.



Jed Thomas, P.E. — 10/7/10
Study/Design Team Leader — Date

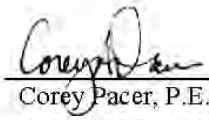

Corey Pacer, P.E. — 10/7/10
Independent Technical Review Team Leader — Date



Harry Fatkin — 10/7/10
Risk Assessment Reviewer — Date

Significant concerns and the explanation of the resolution are as follows:

Internal SAIC Independent Technical Review was conducted on the Preliminary Draft version of this document. Subsequent versions of this document (e.g., Draft and Final) incorporated changes based on the technical reviews of USACE, the Ohio Army National Guard, and the Ohio Environmental Protection Agency. Internal SAIC Independent Technical Review comments are recorded on a Document Review Record per SAIC quality assurance procedure QAAP 3.1. This Document Review Record is maintained in the project file. Changes to the report addressing the comments have been verified by the Study/Design Team Leader. As noted above, all concerns resulting from independent technical review of the project have been considered.

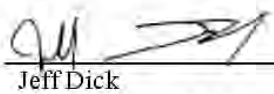

Jeff Dick — 10/8/10
Principal w/ A-E firm — Date

DOCUMENT DISTRIBUTION
for the
Final
Remedial Investigation/Feasibility Study Report
for Soil, Sediment, and Surface Water
at RVAAP-13 Building 1200
Ravenna Army Ammunition Plant
Ravenna, Ohio

Name/Organization	Number of Printed Copies	Number of Electronic Copies
J. Kimberly Harriz, NGB	0	1
Katie Tait, OHARNG	1	1
Brian Tucker, Ohio EPA-Central	1	1
Todd Fisher, Ohio EPA-NEDO	2	2
Mark Patterson, RVAAP Facility Manager	2	2
Glen Beckham, USACE – Louisville District	1	1
Mark Nichter, USACE – Louisville District	1	1
Mark Eldridge, USAEC	0	1
REIMS	0	1
Mike Barta, SAIC	0	1
Kevin Jago, SAIC	1	1
Jed Thomas, SAIC	1	1
SAIC Project File W912QR-08-D-0008	1	1
SAIC Central Records Facility	0	1

NGB = National Guard Bureau
OHARNG = Ohio Army National Guard
Ohio EPA-NEDO = Ohio Environmental Protection Agency-Northeast District Office
REIMS = Ravenna Environmental Information Management System
RVAAP = Ravenna Army Ammunition Plant
SAIC = Science Applications International Corporation
USACE = United States Army Corps of Engineers
USAEC = United States Army Environmental Command

TABLE OF CONTENTS

LIST OF TABLES viii
LIST OF FIGURES ix
LIST OF PHOTOGRAPHS x
LIST OF APPENDICES xi
ACRONYMS AND ABBREVIATIONS xii

EXECUTIVE SUMMARY ES-1
ES.1 INTRODUCTION AND SCOPE ES-1
ES.2 AOC DESCRIPTION ES-2
ES.3 FINDINGS AND RECOMMENDATIONS OF THE REMEDIAL INVESTIGATION ES-2
ES.3.1 SUMMARY OF CONTAMINANT NATURE AND EXTENT ES-3
ES.3.2 SUMMARY OF CONTAMINANT FATE AND TRANSPORT ES-4
ES.3.3 SUMMARY AND CONCLUSIONS OF THE HUMAN HEALTH RISK ASSESSMENT ES-4
ES.3.4 SUMMARY AND CONCLUSIONS OF THE ECOLOGICAL RISK ASSESSMENT ES-5
ES.3.5 RECOMMENDATION OF THE REMEDIAL INVESTIGATION ES-5
ES.4 SUMMARY AND RECOMMENDATION OF THE FEASIBILITY STUDY ES-6
ES.4.1 Remedial Action Objective and Cleanup Goals ES-6
ES.4.2 Development and Evaluation of Alternatives ES-6
ES.4.3 Recommended Alternative ES-7

1.0 INTRODUCTION 1-1
1.1 PURPOSE 1-2
1.2 SCOPE 1-2
1.3 REPORT ORGANIZATION 1-3

2.0 BACKGROUND 2-1
2.1 FACILITY-WIDE BACKGROUND INFORMATION 2-1
2.1.1 General Facility Description 2-1
2.1.2 Demography and Land Use 2-2
2.2 BUILDING 1200 AOC BACKGROUND INFORMATION 2-3
2.2.1 Operational History 2-3
2.2.2 Building Demolitions 2-3
2.2.3 Previous Investigations 2-4
2.2.3.1 Ravenna Army Ammunition Plant RCRA Facility Assessment 2-4
2.2.3.2 Preliminary Assessment for the Characterization of Areas of Contamination 2-4
2.2.3.3 Phase I Remedial Investigation for High-Priority Areas of Concern 2-5
2.2.3.4 Characterization of 14 Areas of Concern 2-5

TABLE OF CONTENTS (CONTINUED)

3.0 ENVIRONMENTAL SETTING 3-1
3.1 RVAAP PHYSIOGRAPHIC SETTING 3-1
3.2 SURFACE FEATURES AND AOC TOPOGRAPHY 3-1
3.3 SOIL AND GEOLOGY 3-2
3.3.1 Regional Geology 3-2
3.3.2 Soil and Glacial Deposits 3-2
3.3.3 Geologic Setting of the Building 1200 AOC 3-2
3.4 HYDROGEOLOGY 3-4
3.4.1 Regional Hydrogeology 3-4
3.4.2 Building 1200 AOC Hydrologic/Hydrogeologic Setting 3-5
3.4.3 Surface Water 3-6
3.4.3.1 Regional Surface Water 3-6
3.4.3.2 Building 1200 AOC Surface Water 3-7
3.5 CLIMATE 3-7
3.6 POTENTIAL RECEPTORS AT THE BUILDING 1200 AOC 3-7
3.6.1 Human Receptors 3-8
3.6.2 Ecological Receptors 3-8
3.7 PRELIMINARY CONCEPTUAL SITE MODEL 3-12
3.7.1 Contaminant Sources 3-12
3.7.1.1 Soil 3-12
3.7.1.2 Sediment 3-12
3.7.1.3 Surface Water 3-12
3.7.1.4 Groundwater 3-13
3.7.2 Migration Pathways 3-13
3.7.3 Contaminant Discharge Points 3-13
3.7.4 Potential Receptors 3-13

4.0 STUDY AREA INVESTIGATION 4-1
4.1 SOIL AND VADOSE ZONE CHARACTERIZATION 4-2
4.1.1 Surface Soil Sampling Rationale and Methods 4-2
4.1.2 Subsurface Soil Sampling Rationale and Methods 4-5
4.2 SURFACE WATER AND SEDIMENT CHARACTERIZATION 4-7
4.3 ASBESTOS INSPECTION 4-7
4.4 CHANGES FROM THE WORK PLAN 4-7
4.5 ANALYTICAL PROGRAM OVERVIEW 4-7
4.5.1 Data Quality Objectives 4-8
4.5.2 Quality Assurance and Quality Control 4-8
4.5.3 Field Analyses 4-9
4.5.4 Laboratory Analyses 4-9
4.5.5 Data Review, Verification, and Quality Assessment 4-10

TABLE OF CONTENTS (CONTINUED)

5.0 NATURE AND EXTENT OF CONTAMINATION 5-1
5.1 DATA EVALUATION METHOD 5-1
5.1.1 Definition of Aggregates 5-1
5.1.2 Data Verification, Reduction, and Screening 5-2
5.1.2.1 Data Verification 5-2
5.1.2.2 Data Reduction 5-3
5.1.2.3 Data Screening 5-3
5.1.3 Data Presentation 5-6
5.1.4 Data Evaluation 5-6
5.2 CONTAMINANT NATURE AND EXTENT 5-7
5.2.1 Surface Soil Discrete Sample Results for Chromium Speciation 5-7
5.2.2 Contaminant Nature and Extent in Surface Soil 5-7
5.2.2.1 Explosives and Propellants 5-12
5.2.2.2 Inorganic Chemicals 5-12
5.2.2.3 Semi-volatile Organic Compounds 5-18
5.2.2.4 Volatile Organic Compounds, Pesticides, and Polychlorinated Biphenyls 5-18
5.2.3 Contaminant Nature and Extent in Subsurface Soil 5-18
5.2.3.1 Explosives and Propellants 5-21
5.2.3.2 Inorganic Chemicals 5-21
5.2.3.3 Semi-volatile Organic Compounds 5-21
5.2.3.4 Volatile Organic Compounds, Pesticides, and Polychlorinated Biphenyls 5-21
5.2.4 Geotechnical Subsurface Soil Sample 5-22
5.2.5 Contaminant Nature and Extent in Sediment 5-22
5.2.5.1 Explosives and Propellants 5-26
5.2.5.2 Inorganic Chemicals 5-26
5.2.5.3 Semi-volatile Organic Compounds 5-27
5.2.5.4 Volatile Organic Compounds, Pesticides, and Polychlorinated Biphenyls 5-27
5.2.6 Contaminant Nature and Extent in Surface Water 5-27
5.2.6.1 Explosives and Propellants 5-27
5.2.6.2 Inorganic Chemicals 5-28
5.2.6.3 Semi-volatile Organic Compounds 5-28
5.2.6.4 Volatile Organic Compounds, Pesticides, and Polychlorinated Biphenyls 5-28
5.3 SUMMARY OF CONTAMINANT NATURE AND EXTENT 5-30
5.3.1 Surface Soil 5-30
5.3.2 Subsurface Soil 5-30
5.3.3 Sediment 5-30
5.3.4 Surface Water 5-31

6.0 CONTAMINANT FATE AND TRANSPORT 6-1
6.1 PHYSICAL AND CHEMICAL PROPERTIES OF SITE-RELATED CONTAMINANTS 6-1
6.1.1 Chemical Factors Affecting Fate and Transport 6-2

TABLE OF CONTENTS (CONTINUED)

6.1.2 Biodegradation 6-3
6.1.3 Inorganic Chemicals 6-4
6.1.4 Organic Chemicals 6-5
6.1.5 Explosives – Related Chemicals 6-5
6.2 CONCEPTUAL MODEL FOR FATE AND TRANSPORT 6-6
6.2.1 Contaminant Sources 6-6
6.2.2 Hydrogeology 6-6
6.2.3 Contaminant Release Mechanisms and Migration Pathways 6-7
6.2.4 Water Budget 6-10
6.3 SOIL AND SEDIMENT SCREENING ANALYSIS 6-10
6.3.1 Soil Screening Analysis 6-11
6.3.2 Limitations and Assumptions of Soil Screening Analysis 6-14
6.3.3 Sediment Screening Analysis 6-14
6.4 FATE AND TRANSPORT MODELING 6-15
6.4.1 Modeling Approach 6-15
6.4.2 Model Applications 6-16
6.4.2.1 SESOIL Modeling 6-16
6.4.2.2 Climate Data 6-17
6.4.2.3 Chemical Data 6-17
6.4.2.4 Soil Data 6-18
6.4.2.5 Source Terms 6-20
6.4.2.6 Application Data 6-20
6.4.3 SESOIL Modeling Results 6-20
6.4.4 AT123D Modeling in the Saturated Zone 6-22
6.4.5 AT123D Modeling Results 6-22
6.4.6 Limitations/Assumptions 6-25
6.5 SUMMARY AND CONCLUSIONS 6-26

7.0 RISK ASSESSMENT 7-1
7.1 DATA EVALUATION FOR HUMAN HEALTH AND ECOLOGICAL RISK ASSESSMENTS 7-1
7.1.1 Data Aggregates 7-1
7.1.1.1 Soil Data 7-1
7.1.1.2 Surface Water and Sediment Data 7-3
7.1.2 Identification of SRCs 7-4
7.2 HUMAN HEALTH RISK ASSESSMENT 7-6
7.2.1 Identify Media of Concern 7-7
7.2.2 Identify COPCs 7-7
7.2.2.1 COPCs in Surface Soil 7-8
7.2.2.2 COPCs in Subsurface Soil 7-8
7.2.2.3 COPCs in Sediment 7-9

TABLE OF CONTENTS (CONTINUED)

7.2.2.4 COPCs in Surface Water 7-9
7.2.3 Determine AOC Land Use and Appropriate Receptors 7-10
7.2.4 Compare to Appropriate FWCUGs 7-11
7.2.4.1 Selection of Appropriate FWCUGs 7-13
7.2.4.2 Exposure Point Concentrations for Comparison to FWCUGs 7-15
7.2.4.3 Identification of COCs: National Guard Trainee 7-16
7.2.4.4 Identification of COCs: Resident Farmer 7-19
7.2.5 Uncertainty Assessment 7-21
7.2.5.1 Uncertainty in Estimating Potential Exposure 7-21
7.2.5.2 Uncertainty in Use of FWCUGs 7-23
7.2.5.3 Uncertainty in the Identification of COCs 7-25
7.2.6 Summary of HHRA 7-26
7.3 ECOLOGICAL RISK ASSESSMENT 7-28
7.3.1 Introduction 7-28
7.3.1.1 Scope and Objective 7-28
7.3.2 Level I: Scoping Level Ecological Risk Assessment 7-28
7.3.2.1 AOC Description and Land Use 7-29
7.3.2.2 Evidence of Historical Chemical Contamination 7-29
7.3.2.3 Ecological Significance 7-31
7.3.2.4 Summary and Recommendations of Scoping Level Ecological Risk Assessment 7-41
7.3.3 Level II: Screening Level Ecological Risk Assessment 7-42
7.3.3.1 Generic Ecological Conceptual Exposure Model 7-42
7.3.3.2 Habitats and Species (Including Generic Receptors) 7-43
7.3.3.3 Procedure to Identify COPECs 7-43
7.3.3.4 Integrated COPECs for Soil (0-1 ft bgs) 7-44
7.3.3.5 Integrated COPECs for Sediment 7-45
7.3.3.6 Integrated COPECs for Surface Water 7-46
7.3.3.7 Step 3A: Refinement of Integrated COPECs 7-46
7.3.3.8 Consideration of Human Health Driven Remediation 7-59
7.3.3.9 Uncertainties and Mitigations 7-59
7.3.3.10 Summary and Recommendations of Screening Level Ecological Risk Assessment 7-60
7.3.4 Conclusions 7-60

8.0 REMEDIAL INVESTIGATION CONCLUSIONS AND RECOMMENDATIONS ... 8-1
8.1 INTRODUCTION 8-1
8.2 SUMMARY OF DATA USED IN THE REMEDIAL INVESTIGATION 8-1
8.3 SUMMARY OF NATURE AND EXTENT OF CONTAMINATION 8-1
8.4 SUMMARY OF CONTAMINANT FATE AND TRANSPORT 8-2

TABLE OF CONTENTS (CONTINUED)

8.5 SUMMARY AND CONCLUSIONS OF THE HUMAN HEALTH RISK ASSESSMENT 8-3
8.6 SUMMARY AND CONCLUSIONS OF THE ECOLOGICAL RISK ASSESSMENT 8-3
8.7 UPDATED CONCEPTUAL SITE MODEL 8-4
8.7.1 Primary and Secondary Contaminant Sources and Release Mechanisms 8-4
8.7.2 Contaminant Migration Pathways and Exit Points 8-5
8.7.2.1 Surface Water Pathways 8-5
8.7.2.2 Groundwater Pathways 8-5
8.7.3 Potential Receptors 8-6
8.7.4 Uncertainties 8-6
8.8 RECOMMENDATION OF THE REMEDIAL INVESTIGATION 8-6

9.0 REMEDIAL ACTION OBJECTIVES, CLEANUP GOALS, AND VOLUME CALCULATIONS 9-1
9.1 REASONABLE AND ANTICIPATED FUTURE LAND USE 9-1
9.2 REMEDIAL ACTION OBJECTIVE 9-1
9.3 REMEDIAL ACTION CLEANUP GOALS 9-2
9.4 VOLUME CALCULATIONS OF MEDIA REQUIRING REMEDIATION 9-2

10.0 APPLICABLE OR RELEVANT AND APPROPRIATE REQUIREMENTS 10-1
10.1 INTRODUCTION 10-1
10.2 POTENTIAL ARARS 10-2
10.2.1 Potential Chemical-Specific ARARs 10-3
10.2.2 Potential Action-Specific ARARs 10-3
10.2.3 Potential Location-Specific ARARs 10-10

11.0 TECHNOLOGY TYPES AND PROCESS OPTIONS 11-1
11.1 GENERAL RESPONSE ACTION 11-1
11.1.1 No Action 11-1
11.1.2 Land Use Controls and Five-Year Reviews 11-1
11.1.3 Removal 11-2
11.1.4 Treatment 11-2
11.1.5 Disposal and Handling 11-2
11.2 INITIAL SCREENING OF TREATMENT TECHNOLOGIES 11-2
11.3 DETAILED SCREENING OF TECHNOLOGIES 11-10
11.3.1 Effectiveness 11-10
11.3.2 Implementability 11-10
11.3.3 Cost 11-10

12.0 DEVELOPMENT OF REMEDIAL ALTERNATIVES 12-1
12.1 ALTERNATIVE 1: NO ACTION 12-1

TABLE OF CONTENTS (CONTINUED)

12.2 ALTERNATIVE 2: ATTAIN NATIONAL GUARD TRAINING AND RESIDENTIAL LAND USES 12-1
12.2.1 Notifications and Approvals 12-2
12.2.2 Remedial Design 12-2
12.2.3 Waste Characterization Sampling 12-2
12.2.4 Site Setup, Soil Excavation, and Waste Disposal 12-3
12.2.5 Confirmatory Sampling 12-3
12.2.6 Restoration 12-4

13.0 ANALYSIS OF REMEDIAL ALTERNATIVES 13-1
13.1 INTRODUCTION 13-1
13.1.1 Threshold Criteria 13-1
13.1.2 Balancing Criteria 13-2
13.1.3 Modifying Criteria 13-3
13.2 DETAILED ANALYSIS OF REMEDIAL ALTERNATIVES 13-3
13.2.1 Alternative 1: No Action 13-4
13.2.1.1 Overall Protection of Human Health and the Environment 13-4
13.2.1.2 Compliance with ARARs 13-4
13.2.1.3 Long-Term Effectiveness and Permanence 13-4
13.2.1.4 Reduction of Toxicity, Mobility, or Volume through Treatment 13-4
13.2.1.5 Short-Term Effectiveness 13-5
13.2.1.6 Implementability 13-5
13.2.1.7 Cost 13-5
13.2.2 Alternative 2: Attain National Guard Training and Residential Land Uses 13-5
13.2.2.1 Overall Protection of Human Health and the Environment 13-5
13.2.2.2 Compliance with ARARs 13-6
13.2.2.3 Long-Term Effectiveness and Permanence 13-6
13.2.2.4 Reduction of Toxicity, Mobility, or Volume through Treatment 13-6
13.2.2.5 Short-Term Effectiveness 13-6
13.2.2.6 Implementability 13-7
13.2.2.7 Cost 13-7
13.3 COMPARATIVE ANALYSIS OF REMEDIAL ALTERNATIVES USING NCP CRITERIA 13-7
13.3.1 Overall Protection of Human Health and the Environment 13-8
13.3.2 Compliance with ARARs 13-8
13.3.3 Long-Term Effectiveness and Permanence 13-8
13.3.4 Reduction in Contaminant Volume, Toxicity, and Mobility through Treatment 13-8
13.3.5 Short-Term Effectiveness 13-8
13.3.6 Implementability 13-9
13.3.7 Cost 13-9

TABLE OF CONTENTS (CONTINUED)

14.0 AGENCY COORDINATION AND PUBLIC INVOLVEMENT 14-1
14.1 STATE ACCEPTANCE 14-1
14.2 COMMUNITY ACCEPTANCE 14-1

15.0 CONCLUSIONS AND RECOMMENDED ALTERNATIVE 15-1
15.1 CONCLUSIONS 15-1
15.2 RECOMMENDED ALTERNATIVE 15-1

16.0 REFERENCES 16-1

LIST OF TABLES

Table ES-1. Chemicals of Concern and Recommended Cleanup Goals ES-5
Table ES-2. Summary of Comparative Analysis of Remedial Alternatives ES-7
Table 2-1. Chemicals of Potential Concern per the Characterization of 14 AOCs Report 2-6
Table 2-2. Chemicals Exceeding ESVs per the Characterization of 14 AOCs Report 2-7
Table 3-1. Hydraulic Conductivities Measured During the Characterization of 14 AOCs 3-5
Table 3-2. Rare Species List 3-10
Table 4-1. Chemicals Detected at Concentrations above Screening Criteria in Previous Investigations 4-1
Table 4-2. PBA08 RI Surface Soil Sampling Rationale 4-4
Table 4-3. PBA08 RI Subsurface Soil Sampling Rationale 4-6
Table 4-4. Summary of PBA08 RI QA/QC Samples 4-9
Table 4-5. Summary of PBA08 RI Preparation and Analytical Procedures 4-10
Table 5-1. Recommended Dietary Allowances /Reference Daily Intake Values 5-4
Table 5-2. Data Summary 5-9
Table 5-3. Chromium Speciation Results 5-12
Table 5-4. SRC Screening Summary for Surface Soil 5-14
Table 5-5. Analytes Detected in PBA08 RI Surface Soil ISM Samples 5-16
Table 5-6. SRC Screening for Subsurface Soil 5-19
Table 5-7. Analytes Detected in PBA08 RI Subsurface Discrete Soil Samples 5-20
Table 5-8. Summary of Geotechnical Parameters 5-22
Table 5-9. Results for Analytes Detected in PBA08 RI Sediment Samples 5-23
Table 5-10. SRC Screening for Sediment (ISM Samples) 5-24
Table 5-11. SRC Screening for Sediment (Discrete Samples) 5-26
Table 5-12. SRC Screening for Surface Water 5-29
Table 6-1. Initial CMCOPCs Identified from Soil Screening Analysis 6-14
Table 6-2. Unit Specific Parameters Used in SESOIL and AT123D Modeling 6-19
Table 6-3. Summary of SESOIL Modeling Results 6-21
Table 6-4. Summary of AT123D Modeling Results 6-24
Table 7-1. Risk Assessment Dataset for Surface Soil (0-1 ft bgs): ISM Samples 7-2

LIST OF TABLES (CONTINUED)

Table 7-2. Risk Assessment Dataset for Deep Surface Soil and Subsurface Soil: Discrete Samples 7-3
Table 7-3. Risk Assessment Dataset for Surface Water 7-3
Table 7-4. Risk Assessment Dataset for Sediment 7-3
Table 7-5. Summary of SRCs 7-5
Table 7-6. Summary of COPCs 7-9
Table 7-7. FWCUGs Corresponding to an HQ of 1.0 and Target Risk of 1E-05 in Soil and/or Sediment 7-13
Table 7-8. FWCUGs Corresponding to an HQ of 1.0 and Target Risk of 1E-05 in Surface Water 7-14
Table 7-9. COCs Identified for Surface Soil (0-1 ft bgs) ISM Samples: National Guard Trainee 7-17
Table 7-10. COCs Identified for Evaluation in the FS for Surface Soil (0-1 ft bgs) ISM Samples and Subsurface Soil (1-3 ft bgs) Discrete Samples: Resident Farmer 7-20
Table 7-11. COCs Identified in Potential Exposure Media 7-27
Table 7-12. Summary of Historical COPECs per the Characterization of 14 AOCs 7-31
Table 7-13. Survey of Proximity to the AOC of Various Ecological Resources 7-40
Table 7-14. Summary of Integrated COPECs for Surface Soil 7-44
Table 7-15. Summary of Integrated COPECs in Sediment 7-46
Table 7-16. Application and Decisions of Selected Evaluation Factors to Integrated COPECs for Surface Soil from Level II 7-48
Table 7-17. Summary of Data for Step 3A Refinement of Integrated COPECs in Surface Soil at the Building 1200 AOC 7-50
Table 8-1. Chemicals of Concern and Recommended Cleanup Goals 8-7
Table 9-1. Cleanup Goals for National Guard Training and Residential Land Use 9-2
Table 9-2. Estimated In Situ Soil Volume Requiring Remediation 9-2
Table 9-3. Estimated Volumes of Soil Requiring Remediation 9-3
Table 10-1. Potential Action-Specific ARARs 10-7
Table 10-2. Potential Location-Specific ARARs 10-11
Table 11-1. Initial Screening of Technologies 11-3
Table 11-2. Detailed Screening of Technologies 11-11
Table 13-1. Summary of Comparative Analysis of Remedial Alternatives 13-9

LIST OF FIGURES

Figure ES-1. Building 1200 AOC Map and Estimated Extent of Surface Soil Excavation Under the Recommended Alternative ES-9
Figure 1-1. General Location and Orientation of RVAAP/Camp Ravenna 1-5
Figure 1-2. Building 1200 AOC Location at RVAAP/Camp Ravenna 1-7
Figure 1-3. Process for Developing Remedial Decisions at RVAAP Areas of Concern 1-9
Figure 2-1. Building 1200 AOC Map and AOC Features 2-9

LIST OF FIGURES (CONTINUED)

Figure 3-1. Topography, Groundwater Flow, and Surface Water Flow....3-15
Figure 3-2. Geologic Map of Unconsolidated Deposits on RVAAP/Camp Ravenna....3-17
Figure 3-3. Geologic Bedrock Map and Stratigraphic Description of Units on RVAAP/Camp Ravenna....3-19
Figure 3-4. Potentiometric Surface of Unconsolidated Aquifer at RVAAP/Camp Ravenna....3-21
Figure 3-5. Potentiometric Surface of Bedrock Aquifers at RVAAP/Camp Ravenna....3-23
Figure 4-1. PBA08 RI and Historical Sample Locations....4-13
Figure 5-1. Process to Identify RVAAP Chemicals of Potential Concern in the Human Health Risk Assessment....5-5
Figure 5-2. Concentrations of Inorganic SRCs in Shallow Surface Soil....5-33
Figure 5-3. Concentrations of Explosives and Propellants SRCs in Shallow Surface Soil....5-35
Figure 5-4. Concentrations of SVOC and VOC SRCs in Shallow Surface Soil....5-37
Figure 5-5. Concentrations of SRCs in Subsurface Soil....5-39
Figure 5-6. Concentrations of SRCs in Sediment and Surface Water....5-41
Figure 6-1. Contaminant Migration Conceptual Model....6-9
Figure 6-2. Initial CMCOPCs Identified in Soil Screening Analysis for SESOIL Evaluation....6-29
Figure 6-3. CMCOPCs Identified in SESOIL for AT123D Evaluation....6-31
Figure 7-1. Important Ecological Resources (OHARNG 2008) at and Near the Building 1200 AOC....7-35
Figure 7-2. Natural Resources (OHARNG 2008) Inside and Near Habitat Area....7-36
Figure 7-3. The Relationship of Areas of Highest Concentration to General Home Range....7-56
Figure 8-1. Building 1200 AOC Conceptual Site Model and COCs Identified for Evaluation in the FS....8-9
Figure 9-1. Building 1200 AOC Map and Estimated Extent of Surface Soil Excavation Under the Recommended Alternative....9-5

LIST OF PHOTOGRAPHS

Photograph 7-1. Maintained Grounds in the Western Part of the Habitat Area....7-37
Photograph 7-2. Intermittently Flooded Field in the Eastern Part of the Habitat Area....7-37

LIST OF APPENDICES

Appendix A	Field Sampling Logs
Appendix B	Project Quality Assurance Summary
Appendix C	Data Quality Control Summary Report
Appendix D	Laboratory Analytical Results and Chains-of-Custody
Appendix E	Fate and Transport Modeling Results
Appendix F	Investigation-Derived Waste Management Reports
Appendix G	Human Health Risk Assessment Tables
Appendix H	Ecological Risk Assessment Information and Data
Appendix I	Detailed Cost Estimates

ACRONYMS AND ABBREVIATIONS

ACM	Asbestos-Containing Material
ADR	Automated Data Review
amsl	Above Mean Sea Level
AOC	Area of Concern
ARAR	Applicable or Relevant and Appropriate Requirements
ASTM	American Society for Testing and Materials
AT123D	Analytical Transient 1-, 2-, 3- Dimensional
AWQC	Ambient Water Quality Criteria
BERA	Baseline Ecological Risk Assessment
bgs	Below Ground Surface
BRAC	Base Realignment and Closure
BSV	Background Screening Value
Camp Ravenna	Camp Ravenna Joint Military Training Center
CAMU	Corrective Action Management Unit
CAS	Chemical Abstract Service
CDF	Confined Disposal Facility
CERCLA	Comprehensive Environmental Response, Compensation, and Liability Act
CFR	Code of Federal Regulations
CMCOC	Contaminant Migration Chemical of Concern
CMCOPC	Contaminant Migration Chemical of Potential Concern
CNS	Central Nervous System
COC	Chemical of Concern
COPC	Chemical of Potential Concern
COPEC	Chemical of Potential Ecological Concern
CSEM	Conceptual Site Exposure Model
CSM	Conceptual Site Model
CUG	Cleanup Goal
DAF	Dilution Attenuation Factor
DERR	Division of Emergency and Remedial Response
DFFO	Directors Final Findings and Orders
DNT	Dinitrotoluene
DoD	United States Department of Defense
DPT	Direct Push Technology
DQO	Data Quality Objective
ELAP	Environmental Laboratory Accreditation Program
EcoSSL	Ecological Soil Screening Levels
EPC	Exposure Point Concentration
ERA	Ecological Risk Assessment
ERS	Ecological Risk Screening
ESA	Endangered Species Act
ESL	Ecological Screening Level

ACRONYMS AND ABBREVIATIONS (CONTINUED)

ESV	Ecological Screening Value
EU	Exposure Unit
FCR	Field Change Request
FS	Feasibility Study
FWCUG	Facility-Wide Cleanup Goal
FWERWP	Facility-Wide Ecological Risk Work Plan
FWGWMP	Facility-Wide Groundwater Monitoring Program
FWHHRAM	Facility-Wide Human Health Risk Assessor Manual
FWSAP	Facility-Wide Sampling and Analysis Plan
gpm	Gallons Per Minute
GPS	Global Positioning System
GRA	General Response Action
GSSL	Generic Soil Screening Level
HELP	Hydrologic Evaluation of Landfill Performance
HHRA	Human Health Risk Assessment
HHRS	Human Health Risk Screening
HI	Hazard Index
HMX	Octahydro-1,3,5,7-tetranitro-1,3,5,7-tetrazocine
HQ	Hazard Quotient
IDW	Investigation-Derived Waste
ILCR	Incremental Lifetime Cancer Risk
INRMP	Integrated Natural Resources Management Plan
IRIS	Integrated Risk Information System
IRP	Installation Restoration Program
ISM	Incremental Sampling Methodology
LCS	Laboratory Control Sample
LDR	Land Disposal Restriction
LUC	Land Use Control
MARC	Multiple Award Remediation Contract
MCL	Maximum Contaminant Level
MDC	Maximum Detected Concentration
MDL	Method Detection Limit
MEC	Munitions and Explosives of Concern
MI	Multi-Increment
MS	Matrix Spike
MSD	Matrix Spike Duplicate
MTR	Minimum Technical Requirement
NCP	National Oil and Hazardous Substances Pollution Contingency Plan
NEPA	National Environmental Protection Act
NFA	No Further Action
NGB	National Guard Bureau

ACRONYMS AND ABBREVIATIONS (CONTINUED)

NOAA	National Oceanic Atmospheric Administration
NOAEL	No Observed Adverse Effect Level
NPL	National Priorities List
NRWQC	National Recommended Water Quality Criteria
O&M	Operations and Maintenance
OAC	Ohio Administrative Code
ODNR	Ohio Department of Natural Resources
OHARNG	Ohio Army National Guard
Ohio EPA	Ohio Environmental Protection Agency
ORAM	Ohio Rapid Assessment Method
PAH	Polycyclic Aromatic Hydrocarbon
PBA	Performance Based Acquisition
PBA08 RI	Performance Based Acquisition 2008 Remedial Investigation
PBA08 SAP	Performance Based Acquisition 2008 Supplemental Investigation Sampling and Analysis Plan Addendum No. 1
PBT	Persistent, Bioaccumulative, and Toxic
PCB	Polychlorinated Biphenyl
PP	Proposed Plan
PPE	Personal Protective Equipment
ppm	Parts Per Million
PRG	Preliminary Remediation Goal
QA	Quality Assurance
QC	Quality Control
QSM	Quality Systems Manual
RAB	Restoration Advisory Board
RAFLU	Reasonable and Anticipated Future Land Use
RAO	Remedial Action Objective
RCRA	Resource Conservation and Recovery Act
RD	Remedial Design
RDA	Recommended Daily Allowance
RDI	Recommended Daily Intake
RDX	Hexahydro-1,3,5-trinitro-1,3,5-triazine
REIMS	Ravenna Environmental Information Management System
RfD	Reference Dose
RI	Remedial Investigation
ROD	Record of Decision
RRSE	Relative Risk Site Evaluation
RSL	Regional Screening Level
RVAAP	Ravenna Army Ammunition Plant
SAIC	Science Applications International Corporation
SAP	Sampling and Analysis Plan

ACRONYMS AND ABBREVIATIONS (CONTINUED)

SESOIL	Seasonal Soil Compartment Model
SOR	Sum-of-Ratio
SQG	Sediment Quality Guidelines
SRC	Site-Related Contaminant
SRV	Sediment Reference Value
SSL	Soil Screening Level
SSSL	Site-Specific Soil Screening Level
SVOC	Semi-Volatile Organic Compound
SWPPP	Storm Water Pollution Prevention Plan
TAL	Target Analyte List
TCL	Total Compound List
TCLP	Toxicity Characteristic Leaching Procedure
TestAmerica	TestAmerica Laboratories, Inc.
TNB	Trinitrobenzene
TNT	2,4,6-Trinitrotoluene
TOC	Total Organic Carbon
TR	Target Risk
TSCA	Toxic Substances Control Act
TU	Temporary Unit
UCL	Upper Confidence Limit
UHC	Underlying Hazardous Constituent
URF	Unit Risk Factor
USACE	U.S. Army Corps of Engineers
USDA	United States Department of Agriculture
USDOT	U.S. Department of Transportation
USEPA	U.S. Environmental Protection Agency
USFS	United States Forest Service
USGS	U.S. Geological Survey
UTS	Universal Treatment Standard
VOC	Volatile Organic Compound
WOE	Weight of Evidence
WQC	Water Quality Criteria

THIS PAGE INTENTIONALLY LEFT BLANK.

EXECUTIVE SUMMARY

ES.1 INTRODUCTION AND SCOPE

This Remedial Investigation (RI)/Feasibility Study (FS) report addresses soil, surface water, and sediment at the Building 1200 area of concern (AOC) at the Ravenna Army Ammunition Plant (RVAAP). The Building 1200 AOC is designated as RVAAP-13. This document was prepared by Science Application International Corporation (SAIC) under the United States Army Corps of Engineers (USACE), Louisville District, Multiple Award Remediation Contract (MARC) W912QR-04-D-0028, Delivery Order No. 0001, entitled 2008 Performance-Based Acquisition (PBA) for Environmental Investigation and Remediation at RVAAP. This RI/FS report was prepared in accordance with the Ohio Environmental Protection Agency (Ohio EPA) *Director's Final Findings and Orders* (DFFO) for RVAAP, dated June 10, 2004, and conforms with Comprehensive Environmental Response, Compensation, and Liability Act (CERCLA) and National Contingency Plan (NCP) requirements.

This RI/FS report for the Building 1200 AOC presents the following:

- A description of the operational history and environmental setting for the AOC.
- A summary of the field activities and results of the Performance-Based Acquisition 2008 Remedial Investigation (PBA08 RI) conducted from February 2010 through April 2010 at the AOC.
- A description of the nature and extent of contamination, including the identification of site-related contaminants (SRCs) by screening all eligible data against background concentrations, essential human nutrients, and frequency of detection/weight-of-evidence (WOE) screening.
- An evaluation of contaminant fate and transport by identifying contaminant migration chemicals of potential concern (CMCOPCs) and contaminant migration chemicals of concern (CMCOCs) that may pose a future threat to groundwater.
- A human health risk assessment (HHRA) to identify chemicals of concern (COCs) and an ecological risk assessment (ERA) to identify chemicals of potential ecological concern (COPECs).
- Conclusions of the RI report including the identification and extent of COCs, which form the basis for conducting the FS.
- Identification of a remedial action objective (RAO) for contaminated media at the AOC.
- Identification of applicable or relevant and appropriate requirements (ARARs).

- Identification of general response actions (GRAs) and screening of a range of remedial technologies to reduce risks to human health and the environment at the AOC from COCs identified in the RI report.

- Development of remedial alternatives from appropriate GRAs and remedial technologies and evaluation of alternatives against criteria specified by CERCLA.

- Conclusions of the FS and a recommended alternative.

Under the scope of this RI/FS report, the term sediment equates to periodically inundated sediment as defined by RVAAP guidelines. The scope of this report does not include full evaluation of groundwater contaminant nature and extent, risk assessment, and remedial alternatives (if required). Groundwater will be evaluated as an individual AOC for the entire facility (designated as RVAAP-66) and addressed in a separate RI/FS report. However, the potential for soil contaminants to leach to, and migrate in, groundwater is evaluated in this RI/FS report to determine whether soil remedial actions to protect groundwater may be necessary. Figure ES-1 provides a map of the Building 1200 AOC.

ES.2 AOC DESCRIPTION

The Building 1200 AOC was designated as the Ammunition Sectioning Area. From 1941 to 1971, the AOC was used for ammunition demilitarization, which consisted of disassembly and removal of explosive charges using steam to melt-out the explosives. The primary operations building was Building 1200, which was a 30 ft by 20 ft combined reinforced concrete and transite panel frame structure. The steam melt-out process generated explosives-contaminated wastewater (pink water), which discharged from the building via a pipe through a crushed slag gravel bed and into a drainage ditch connected to a 0.5-acre, unlined settling pond (located approximated 415 ft northeast of Building 1200). The depth of the settling pond is less than 3 ft. Overflow from the settling pond discharged directly to the ground surface southeast of the pond; there is no documented evidence of a discharge drainage ditch exiting the settling pond and flowing to a surface water body.

ES.3 FINDINGS AND RECOMMENDATIONS OF THE REMEDIAL INVESTIGATION

Quality assured sample data were collected during prior investigations completed in 1996 and 2004. These historical samples were collected using both discrete and incremental sampling methods (ISM). New data acquisition as part of the PBA08 RI focused on delineating the extent of contaminants identified in soil during prior investigations, assessing current contaminant concentrations in sediment, and investigation of subsurface soil, which had not been previously characterized. Data quality objectives (DQOs) and the scope of the PBA08 RI were outlined in the *PBA 2008 Supplemental Investigation Sampling Analysis Plan Addendum No. 1* (USACE 2009a). PBA08 RI sampling completed for the Building 1200 AOC included:

- Four ISM surface soil samples from 0-1 ft below ground surface (bgs) in the former Building 1200 operational area;

- Three discrete surface soil samples for chromium speciation analysis;

- Installation of three soil borings in the former Building 1200 operational area and collection of one discrete surface soil and one discrete subsurface soil sample from each;

- Installation of one soil boring in the former settling pond downstream of the former operational area and collection of one discrete sediment (0-1 ft bgs) and one discrete subsurface soil sample; and

- Installation of one soil boring to collect an undisturbed sample for geotechnical analysis.

ES.3.1 SUMMARY OF CONTAMINANT NATURE AND EXTENT

All available data were evaluated with respect to usability and screened to identify SRCs. Figure ES-1 illustrates all sample locations deemed usable for the RI. The evaluation of contaminant nature and extent focused on identified SRCs; key findings are as follows:

Surface soil (0-1 ft bgs) at the Building 1200 AOC contains the majority of SRCs. The highest concentrations of inorganic SRCs, explosives, propellants, and semi-volatile organic compounds (SVOCs) in surface soil were detected in the vicinity of the former Building 1200 footprint. The number and concentrations of SRCs in surface soil generally decreased and were more sporadic with distance from the former Building 1200 footprint. The PBA08 RI data indicated overall lower concentrations of SRCs relative to historical ISM samples taken prior to demolition of buildings in the AOC in 2005. Toluene was detected at one sample location at a low, estimated concentration less than reporting limits. No pesticides or polychlorinated biphenyls (PCBs) were detected or identified as SRCs in surface soil at this AOC.

- Bedrock was encountered at a depth of 3 ft or less across the Building 1200 AOC. Subsurface soil within the former settling pond contains the majority of inorganic SRCs. Within the unconsolidated overburden zone, concentrations of inorganic SRCs decreased with depth. Two SVOCs (fluoranthene and pyrene), one volatile organic compound (VOC) (carbon disulfide), and one propellant (nitrocellulose) were detected only in one subsurface soil sample collected adjacent to former Building 1200. Explosives, pesticides, and PCBs were not detected.

- Sediment occurs in the lower reaches of the drainage ditch to the former settling pond and within the pond. The majority of identified SRCs were detected in the lower reaches of the drainage ditch. The occurrence of inorganic SRCs in sediment was generally sporadic, with the exception of cadmium. Nitrocellulose, lindane, trace concentrations of two SVOCs [benzo(b)fluoranthene and benzo(ghi)perylene], and 2-butanone were detected only in the lower reach of the drainage ditch. No explosives or PCBs were detected in sediment samples.

- Surface water within the drainage ditch and former settling pond is intermittent. Generally, the maximum detected concentration (MDC) of SRCs occurred in the drainage ditch upstream of the former settling pond. Manganese and explosive compounds were identified as SRCs in surface water but not in corresponding sediment samples. A decreasing longitudinal concentration trend was evident for these SRCs, indicating partitioning from surface soil in the former operations area and transport in soluble form during periods of rainfall or snowmelt. Detected SVOCs were primarily phenolic compounds, which were not present in sediment. Detected VOCs were acetone and toluene. The propellant nitroglycerin was detected in one sample. PCBs and pesticides were not detected in the surface water.

ES.3.2 SUMMARY OF CONTAMINANT FATE AND TRANSPORT

Contaminant fate and transport modeling predicts the MDC of hexahydro-1,3,5-trinitro-1,3,5-triazine (RDX) and selenium in surface soil (uppermost reach of the drainage ditch) could leach and migrate to the groundwater table beneath the source at concentrations exceeding its U.S. Environmental Protection Agency (USEPA) Maximum Contaminant Level (MCL), Regional Screening Level (RSL) and RVAAP groundwater facility-wide cleanup goals (FWCUGs) for the National Guard Trainee and Resident Farmer. No chemicals were predicted to migrate to the nearest downgradient groundwater receptor (a tributary to the Mahoning River 4,120 ft to the northeast) at concentrations above USEPA MCL, RSLs, or FWCUGs within the 1,000-year model timeframe. Available groundwater data for the Building 1200 AOC provide validation of modeling results; RDX has never been detected in downgradient monitoring wells since inception of groundwater monitoring in 2004, and selenium has been detected in a downgradient monitoring well but at concentrations less than USEPA MCLs, RSLs, and FWCUGs.

ES.3.3 SUMMARY AND CONCLUSIONS OF THE HUMAN HEALTH RISK ASSESSMENT

An HHRA was performed to identify COCs and provide a risk management evaluation to determine COCs requiring remediation based on potential risks to human receptors. The representative human receptor for the HHRA is the National Guard Trainee based on the Reasonable and Anticipated Future Land Use (RAFLU) for the Building 1200 AOC. The risk assessment also included an evaluation of the Resident Farmer receptor to evaluate an unrestricted land use option. Exposure units (EUs) evaluated in the HHRA were shallow surface soil (0-1 ft bgs), deep surface soil (1-3 ft bgs) for the National Guard Trainee, subsurface soil (1-3 ft bgs) for the Resident Farmer, surface water, and sediment. As noted above, bedrock was encountered at depths of 3 ft or less across the AOC, thereby adjusting the deep surface soil and subsurface soil EUs.

Manganese was identified as a COC in ISM shallow surface soil (0-1 ft bgs) samples for both the National Guard Trainee and Resident Farmer. No COCs were identified in deep surface soil (1-3 ft bgs) samples for the National Guard Trainee or in subsurface soil for the Resident Farmer. No COCs were identified in surface water or sediment samples.

ES.3.4 SUMMARY AND CONCLUSIONS OF THE ECOLOGICAL RISK ASSESSMENT

There is chemical contamination present in soil and sediment at the Building 1200 AOC. This contamination was identified using both historical and PBA08 RI data. Various forest and other ecological resources were observed on the AOC. There are important and significant ecological resources at the AOC. Specifically, a wetland and special interest area are present and near contamination. These findings invoked a requirement of a Level II assessment.

The Level II assessment evaluated soil and sediment COPECs. This assessment identified 14 integrated COPECs for soil [aluminum; cadmium; chromium; cobalt; copper; lead; manganese; mercury; selenium; zinc; 2,4,6-trinitrotoluene (TNT); HMX; nitrocellulose; and RDX] and 5 integrated COPECs for sediment (beryllium, mercury, nitrocellulose, lindane, and acetone). The integrated soil and sediment COPECs were further evaluated with technical and refinement factors in Step 3A. The factors in Step 3A showed that there are no integrated COPECs that are of ecological concern requiring remediation or further evaluation. Consequently, the ERA for the Building 1200 AOC concludes with a Level II Screening Level ERA recommending no further action (NFA) from the ecological perspective.

ES.3.5 RECOMMENDATION OF THE REMEDIAL INVESTIGATION

Based on PBA08 RI results, no further investigation is recommended for the Building 1200 AOC. The RI recommends proceeding to the FS phase to evaluate manganese contamination in shallow surface soil (0-1 ft bgs) at ISM sampling areas B12ss-016M and B12ss-017M that exceeded FWCUGs for National Guard Trainee and Resident Farmer receptors (Figure ES-1). Table ES-1 summarizes the recommended cleanup goals (CUGs) based on the RAFLU and Residential Land Use.

Table ES-1. Chemicals of Concern and Recommended Cleanup Goals

Media	Chemical of Concern	Cleanup Goal (mg/kg)	Location Requiring Remediation (COC Concentration)
National Guard Training Land Use			
Shallow Surface Soil (0-1 ft bgs)	Manganese	1,800	B12ss-016M (4,100 mg/kg)
			B12ss-017M (2,700 mg/kg)
Residential Land Use			
Shallow Surface Soil (0-1 ft bgs)	Manganese	2,927	B12ss-016M (4,100 mg/kg)
			B12ss-017M (2,700 mg/kg)

Cleanup goal (CUG) for unrestricted land use is the lower of the Facility-Wide Cleanup Goals (FWCUGs) for the National Guard Trainee Land Use and the Residential Land Use.
bgs = below ground surface
COC = Chemical of Concern

Analyses of remedial alternatives are not warranted for subsurface soil greater than 1 ft depth, sediment, or surface water based on the absence of human health COCs and results of the ERA and WOE. Soil remediation to protect groundwater resources is not warranted based on contaminant leaching and fate and transport modeling results. NFA is recommended for these media.

ES.4 SUMMARY AND RECOMMENDATION OF THE FEASIBILITY STUDY

The FS develops an RAO, identifies appropriate CUGs for remedial actions, identifies ARARs, screens potential remedial technologies and process options, and develops and evaluates remedial alternatives.

ES.4.1 Remedial Action Objective and Cleanup Goals

The RAO for the Building 1200 AOC is to prevent: (1) National Guard Trainee exposure to COCs above CUGs in soil, sediment, and surface; (2) adverse ecological effects from previous AOC activities; and (3) negative groundwater impacts from contaminant migration from source media (e.g., soil and sediment).

The RAFLU for the Building 1200 AOC is National Guard Training. A Residential Land Use scenario provides a baseline for evaluating whether the AOC may be eligible for unrestricted future use. In either land use scenario, manganese was identified as the only COC for remediation. A precedent surface soil CUG of 1,800 mg/kg exists for manganese and was selected as the CUG for development and evaluation of alternatives consistent with guidelines provided in the *Facility-Wide Human Health Cleanup Goals for the Ravenna Army Ammunition Plant* (USACE 2010a). The Resident Farmer CUG for manganese is higher than the precedent CUG for the National Guard Trainee. Attainment of the precedent CUG for the National Guard Trainee is, therefore, protective for Residential Land Use and provides the requisite level of protectiveness for unrestricted land use.

ES.4.2 Development and Evaluation of Alternatives

Remedial technologies and process options were screened and the following viable remedial alternatives developed:

- Alternative 1: No Action

- Alternative 2: Attain National Guard Training and Residential Land Uses
  - Shallow Surface Soil (0-1 ft bgs) – Excavation with Off-site Disposal
  - Deep Surface Soil (1-4 ft bgs) – NFA
  - Subsurface Soil (1-13 ft bgs) – NFA
  - Sediment – NFA
  - Surface Water – NFA

The No Action alternative, required for evaluation under the NCP, provides the baseline against which other remedial alternatives are compared. This alternative assumes all current actions (e.g., access restrictions and environmental monitoring) will be discontinued, and assumes no future actions take place to protect human receptors or the environment. Removal or treatment of COCs at the AOC will not be implemented.

Alternative 2 requires removal of shallow surface soil (0-1 ft bgs) exceeding the manganese CUG for the National Guard Trainee and Resident Farmer at sampling locations B12ss-016M and B12ss-017M. Soil would be disposed off-site at an approved, licensed facility. The extent of the excavation is depicted on Figure ES-1, and the estimated total disposal volume (i.e., ex situ) is approximately 75 yd^3. Backfilling and restoration of the excavated area would be conducted in accordance with RVAAP requirements. No land use controls (LUCs) or five-year reviews will be required, as this alternative attains a requisite level of protectiveness for unrestricted use.

The alternatives were compared to CERCLA threshold and balancing criteria, and a comparative analysis was completed to justify the selection of a recommended alternative for Building 1200 AOC soil, sediment, and surface water. Table ES-2 summarizes the comparative analysis of the alternatives.

Table ES-2. Summary of Comparative Analysis of Remedial Alternatives

NCP Evaluation Criteria	Alternative 1: No Action		Alternative 2: Attain National Guard Training and Residential Land Uses	
Threshold Criteria	***Result***		***Result***	
1. Overall Protectiveness of Human Health and the Environment	Not protective		Protective	
2. Compliance with ARARs	Compliant		Compliant	
Balancing Criteria	***Ranking***	***Score***	***Ranking***	***Score***
3. Long-Term Effectiveness and Permanence	Low	1	High	3
4. Reduction of Toxicity, Mobility, or Volume through Treatment	Low	1	Medium	2
5. Short-Term Effectiveness	High	3	Medium	2
6. Implementability	High	3	Medium	2
7. Cost	High	3	Medium	2
Balancing Criteria Score		11		11

ARARs = Applicable or Relevant and Appropriate Requirements
NCP = National Contingency Plan
Scoring for the Balancing Criteria is as follows: High = 3, Medium = 2, Low = 1
High = Highly favorable situation
Medium = Moderately favorable situation
Low = Situation that is not favorable

ES.4.3 Recommended Alternative

The recommended alternative for the Building 1200 AOC is Alternative 2: Attain National Guard Training and Residential Land Uses. Under this alternative, shallow surface soil (0-1 ft bgs) that exceeds the manganese CUG for the National Guard Trainee at locations B12ss-016M and B12ss-017M will be excavated by mechanical equipment and disposed off-site in an approved, licensed facility. Confirmation samples will be collected along excavation sidewalls using ISM to verify the extent of excavation is below the CUG or if further lateral removal of soil is required. If the excavation extends to a previously sampled ISM sampling area that had a concentration less than the CUG (e.g., B12ss-021M), excavation will stop and confirmation sampling on the corresponding sidewall will not be required. The excavated areas will be backfilled with clean soil from an Ohio

EPA-approved off-site source and re-vegetated using Ohio Army National Guard (OHARNG)-approved native seed mixtures and mulched.

Assuming removal beyond the extent of the B12ss-016M and B12ss-017M is not needed, the cost for the alternative is estimated at $123,271. Successful implementation of the alternative will attain a requisite level of protectiveness for soil, sediment, and surface water for unrestricted land use (represented by the National Guard Trainee and Resident Farmer receptors). Therefore, LUCs and five-year reviews will not be required following the remedy.

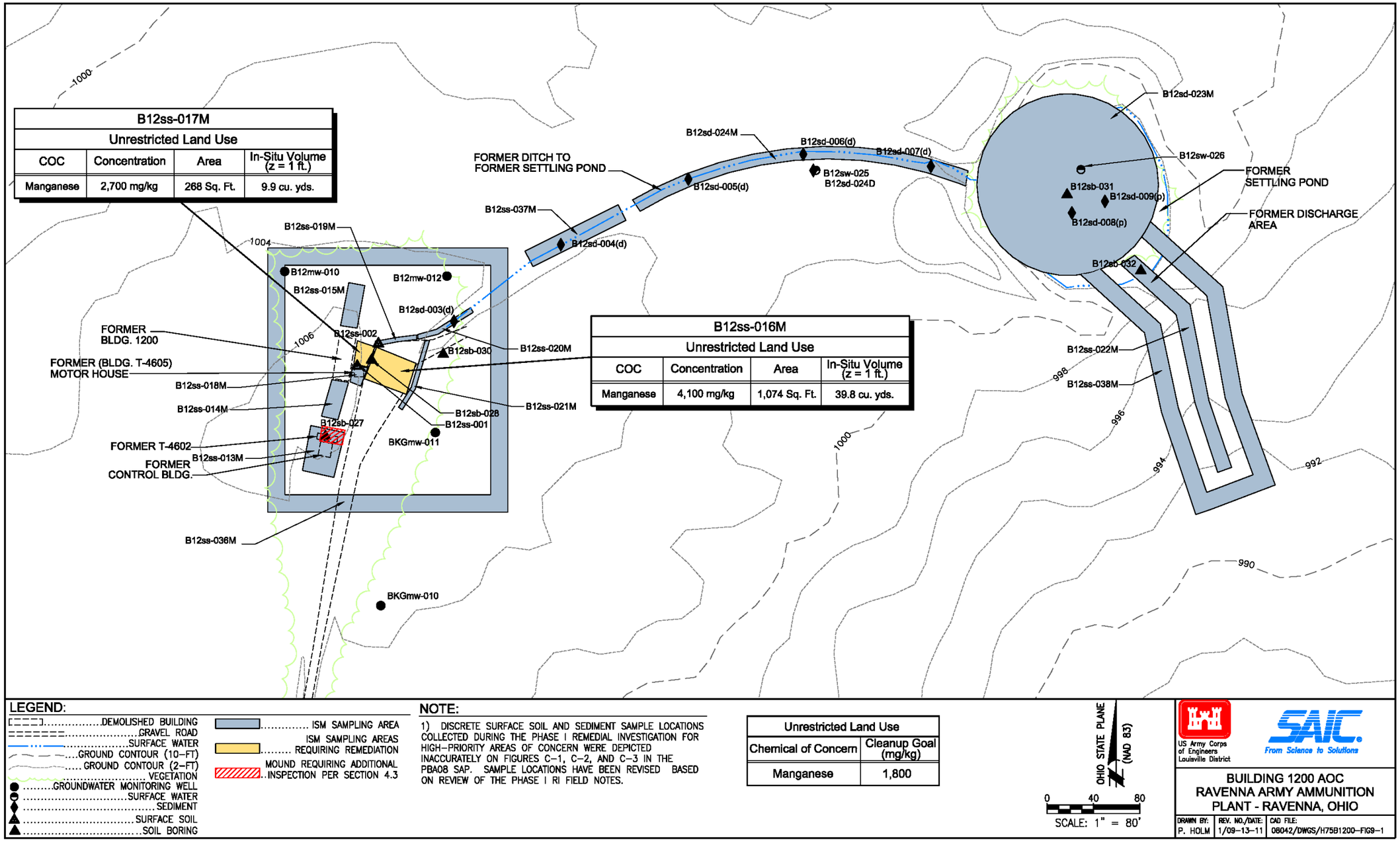

Figure ES-1. Building 1200 AOC Map and Estimated Extent of Surface Soil Excavation Under the Recommended Alternative

THIS PAGE INTENTIONALLY LEFT BLANK.

1.0 INTRODUCTION

Science Application International Corporation (SAIC) has been contracted by the United States Army Corps of Engineers (USACE), Louisville District to provide environmental services to achieve response complete, remedy in place, or site closeout, as documented in an approved Record of Decision (ROD) for the Building 1200 area of concern (AOC) (designated as RVAAP-13) within the Ravenna Army Ammunition Plant (RVAAP) in Ravenna, Ohio (Figures 1-1 and 1-2). This work is being performed in accordance with USACE, Louisville District, Multiple Award Remediation Contract (MARC) W912QR-04-D-0028, Delivery Order No. 0001, under a Performance-Based Acquisition (PBA).

Planning and performance of all elements of this PBA are in accordance with the requirements of the Ohio Environmental Protection Agency (Ohio EPA) *Director's Final Findings and Orders* (DFFO) for RVAAP, dated June 10, 2004 (Ohio EPA 2004). The DFFO requires conformance with Comprehensive Environmental Response, Compensation, and Liability Act (CERCLA) and the National Contingency Plan (NCP) to implement a remedial investigation (RI) to characterize the AOC, develop a feasibility study (FS) report to present and evaluate remedial alternatives to address contamination presenting unacceptable risk to human health and the environment, present a recommended remedial alternative in a proposed plan (PP), and document stakeholder selection and acceptance of the preferred final remedy in a ROD. Figure 1-3 presents this process.

This document is a combined RI and FS report and includes:

- A description of the operational history and environmental setting for the AOC.
- A summary of the field activities and results of the Performance-Based Acquisition 2008 Remedial Investigation (PBA08 RI) conducted from February 2010 through April 2010 at the AOC.
- A description of the nature and extent of contamination, including the identification of site-related contaminants (SRCs) by screening all eligible data against background concentrations, essential human nutrients, and frequency of detection/weight-of-evidence (WOE) screening.
- An evaluation of contaminant fate and transport by identifying contaminant migration chemicals of potential concern (CMCOPCs) and contaminant migration chemicals of concern (CMCOCs) that may pose a future threat to groundwater.
- A human health risk assessment (HHRA) to identify chemicals of concern (COCs) and an ecological risk assessment (ERA) to identify chemicals of potential ecological concern (COPECs).
- Conclusions of the RI report, including the identification and extent of COCs, which form the basis for conducting the FS.

- Identification of a remedial action objective (RAO) for contaminated media at the AOC.

- Identification of applicable or relevant and appropriate requirements (ARARs).

- Identification of general response actions (GRAs) and screening of a range of remedial technologies to reduce risks to human health and the environment at the AOC from COCs identified in the RI report.

- Development of remedial alternatives from appropriate GRAs and remedial technologies and evaluation of alternatives against criteria specified by CERCLA.

- Conclusions of the FS and a recommended alternative.

Based on the outcome of the evaluation in this RI/FS report, the recommended alternative will be submitted for public review and comment in a PP. Public comments will be considered in the final selection of a remedy, which will be documented in a ROD.

1.1 PURPOSE

The purpose of the PBA08 RI at the Building 1200 AOC is to supplement the data from previous sampling events to delineate the nature and extent of contamination, evaluate contaminant fate and transport, and complete an HHRA and ERA to support remedial decisions. Depending on the results of the RI, a recommendation is provided for either no further action (NFA) or an FS to evaluate potential remedies and future actions. The purpose of the FS is to identify RAOs and appropriate cleanup goals (CUGs) and, subsequently, to screen remedial technologies, develop remedial alternatives to meet the RAO and attain CUGs, and perform a detailed evaluation of remedial alternatives to identify a recommended remedy.

1.2 SCOPE

The scope of this RI/FS report is to present (1) the nature and extent of contamination, fate and transport of contaminants in the environment, and risk assessments for surface soil, subsurface soil, sediment, and surface water; (2) the results of the evaluation of remedial alternatives for meeting the RAO for any COCs identified in these media; and (3) a recommendation for either NFA or a recommended alternative to present to the public in a PP. If remedial actions are warranted, the recommended alternative will achieve required risk reductions to protect human health and the environment and attain all ARARs. In accordance with CERCLA, remedial alternatives are to be cost effective; use permanent solutions and alternative treatment technologies to the maximum extent practicable; and satisfy the preference for treatment that reduces volume, toxicity, or mobility to the maximum practical extent.

For the purposes of this RI/FS report, the term “surface soil” includes dry sediment. Dry sediment refers to unconsolidated inorganic and organic material within conveyances, ditches, or low-lying

areas that occasionally may be covered with water, usually following a precipitation event or due to snowmelt. Dry sediment is not covered with water for extended periods, and typically is dry within seven days of a precipitation event. Dry sediment does not function as permanent habitat for aquatic organisms, although it may serve as a natural medium for the growth of terrestrial organisms. Dry sediment is addressed the same as surface soil [0-1 ft below ground surface (bgs)] in terms of contaminant nature and extent, fate and transport, and risk exposure models. The term "sediment," as used in this RI/FS report, refers to wet sediment within conveyances, ditches, wetlands, or water bodies that is inundated for extended periods of time. These definitions and terminology usage are consistent with the *Facility-Wide Human Health Cleanup Goals for the Ravenna Army Ammunition Plant* (USACE 2010a) (herein referred to as the FWCUG Report).

Potential impacts to groundwater from soil and sediment media (e.g., contaminant leaching) are evaluated in this report, as protectiveness to groundwater is included in the evaluation of remedial alternatives for these media. However, potential groundwater remedies, if required, will be assessed in a separate report. Buildings and structures at the Building 1200 AOC have been demolished; therefore, they are not evaluated as continuing sources of contamination in the RI/FS report.

1.3 REPORT ORGANIZATION

This RI/FS report is organized to in accordance with Ohio EPA and U.S. Environmental Protection Agency (USEPA) CERCLA RI/FS guidance, as well as applicable USACE guidance. Below is a summary the components of the report and appendices:

- Section 2.0 provides a description and history of RVAAP and the Building 1200 AOC operational area.

- Section 3.0 describes the environmental setting at RVAAP and the Building 1200 AOC, including the geology, hydrogeology, climate, population, and ecological resources.

- Section 4.0 describes the specific RI methods used for field data collection for the PBA08 RI and the approach to analytical data management and laboratory programs.

- Section 5.0 presents the data generated during the PBA08 RI and discusses the occurrence and distribution of contamination at the Building 1200 AOC.

- Section 6.0 presents and evaluation of contaminant fate and transport.

- Section 7.0 includes the methods and results of the HHRA and ERA.

- Section 8.0 provides the conclusions and recommendations of the RI.

- Section 9.0 outlines the development of the RAO for the chemicals and media of concern.

- Section 10.0 summarizes potential federal and state chemical-, location-, and action-specific ARARs for the potential remedial actions.

- Section 11.0 presents GRAs and the identification and screening of technology types and process options considered for possible use in remediation.

- Section 12.0 develops remedial alternatives from technologies and process options that passed initial screening and presents an initial evaluation against effectiveness, implementability, and cost.

- Section 13.0 presents the detailed and comparative analyses of viable remedial action alternatives developed to address chemicals and media of concern using the seven criteria specified by USEPA CERCLA guidance.

- Section 14.0 summarizes the framework for conducting the necessary agency and public involvement activities.

- Section 15.0 presents the conclusions of the FS and the recommended remedial alternative.

- Section 16.0 provides a list of references used to develop this report.

- Appendices:
  Appendix A: Field Sampling Logs;
  Appendix B: Project Quality Assurance Summary;
  Appendix C: Data Quality Control Summary Report;
  Appendix D: Laboratory Analytical Results and Chains-of-Custody;
  Appendix E: Fate and Transport Modeling Results;
  Appendix F: Investigation-derived Waste Management Reports;
  Appendix G: Human Health Risk Assessment Tables;
  Appendix H: Ecological Risk Assessment Information and Data; and
  Appendix I: Detailed Cost Estimates.

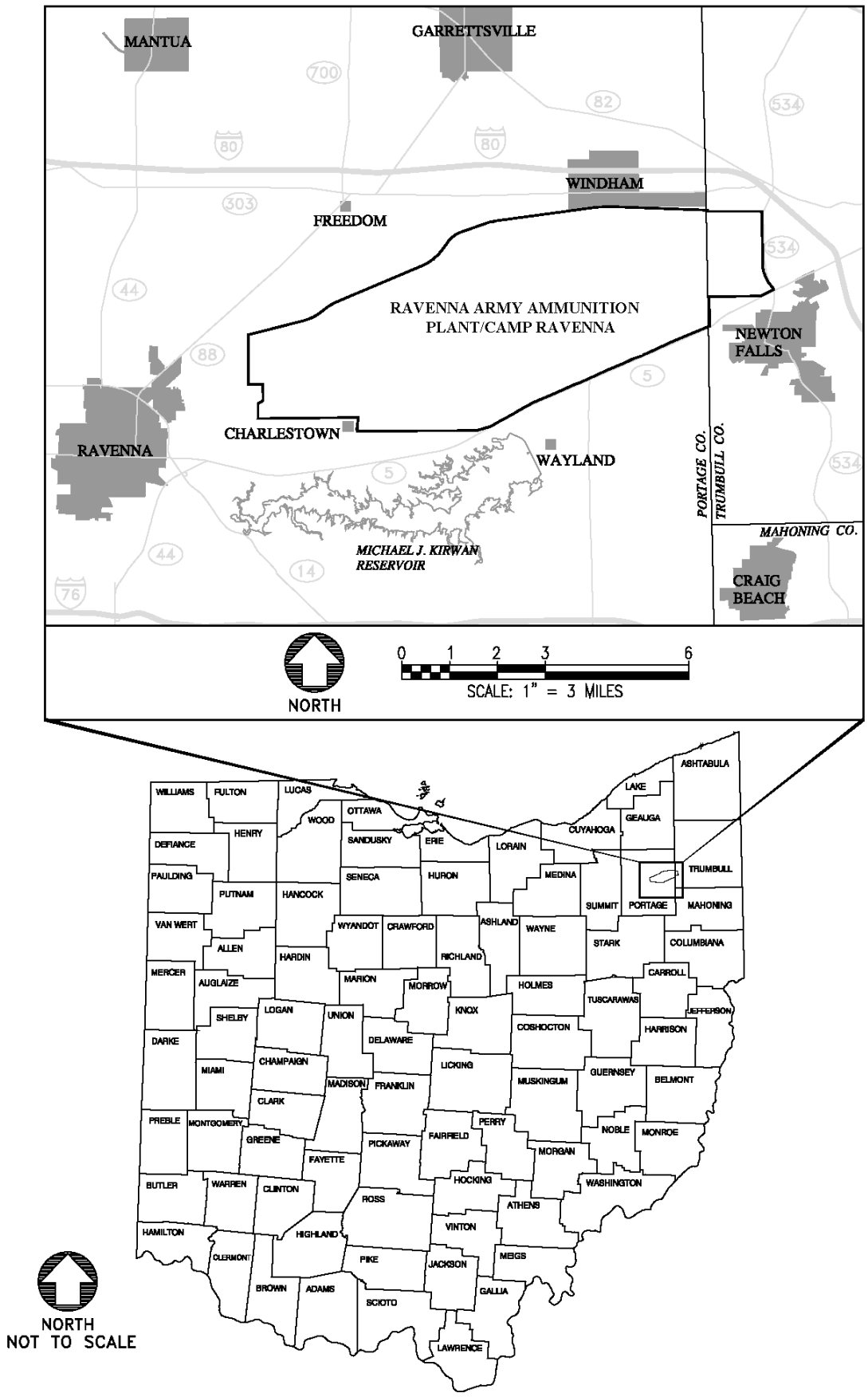

Figure 1-1. General Location and Orientation of RVAAP/Camp Ravenna

THIS PAGE INTENTIONALLY LEFT BLANK.

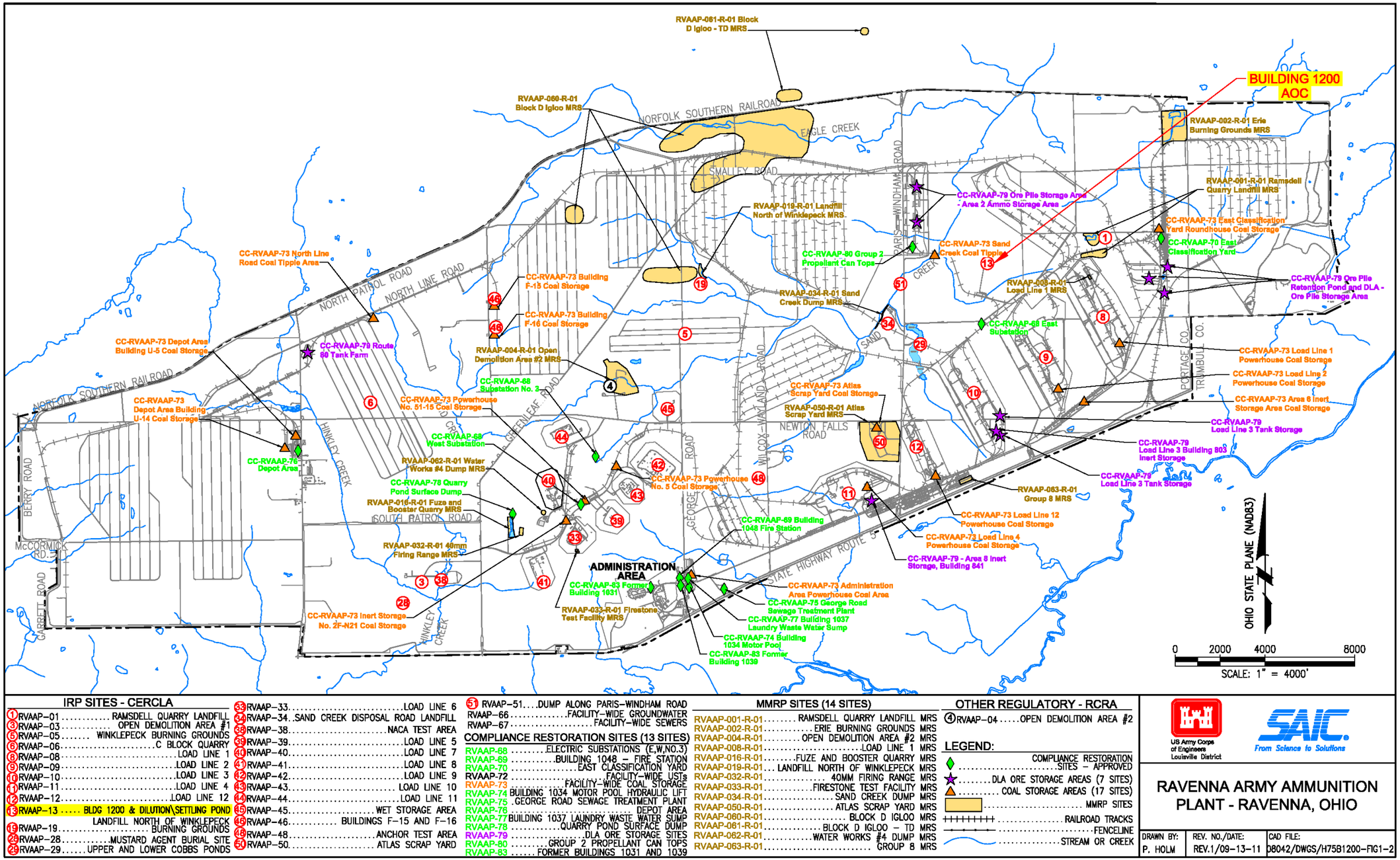

IRP SITES - CERCLA

1	RVAAP-01	RAMSDELL QUARRY LANDFILL
3	RVAAP-03	OPEN DEMOLITION AREA #1
5	RVAAP-05	WINKLEPECK BURNING GROUNDS
6	RVAAP-06	C BLOCK QUARRY
8	RVAAP-08	LOAD LINE 1
9	RVAAP-09	LOAD LINE 2
10	RVAAP-10	LOAD LINE 3
11	RVAAP-11	LOAD LINE 4
12	RVAAP-12	LOAD LINE 12
13	RVAAP-13	BLDG 1200 & DILUTION\SETTLING POND
		LANDFILL NORTH OF WINKLEPECK
19	RVAAP-19	BURNING GROUNDS
28	RVAAP-28	MUSTARD AGENT BURIAL SITE
29	RVAAP-29	UPPER AND LOWER COBBS PONDS
33	RVAAP-33	LOAD LINE 6
34	RVAAP-34	SAND CREEK DISPOSAL ROAD LANDFILL
38	RVAAP-38	NACA TEST AREA
39	RVAAP-39	LOAD LINE 5
40	RVAAP-40	LOAD LINE 7
41	RVAAP-41	LOAD LINE 8
42	RVAAP-42	LOAD LINE 9
43	RVAAP-43	LOAD LINE 10
44	RVAAP-44	LOAD LINE 11
45	RVAAP-45	WET STORAGE AREA
46	RVAAP-46	BUILDINGS F-15 AND F-16
48	RVAAP-48	ANCHOR TEST AREA
50	RVAAP-50	ATLAS SCRAP YARD
51	RVAAP-51	DUMP ALONG PARIS-WINDHAM ROAD
	RVAAP-66	FACILITY-WIDE GROUNDWATER
	RVAAP-67	FACILITY-WIDE SEWERS

COMPLIANCE RESTORATION SITES (13 SITES)

RVAAP-68	ELECTRIC SUBSTATIONS (E,W,NO.3)
RVAAP-69	BUILDING 1048 – FIRE STATION
RVAAP-70	EAST CLASSIFICATION YARD
RVAAP-72	FACILITY-WIDE USTs
RVAAP-73	FACILITY-WIDE COAL STORAGE
RVAAP-74	BUILDING 1034 MOTOR POOL HYDRAULIC LIFT
RVAAP-75	GEORGE ROAD SEWAGE TREATMENT PLANT
RVAAP-78	DEPOT AREA
RVAAP-77	BUILDING 1037 LAUNDRY WASTE WATER SUMP
RVAAP-78	QUARRY POND SURFACE DUMP
RVAAP-79	DLA ORE STORAGE SITES
RVAAP-80	GROUP 2 PROPELLANT CAN TOPS
RVAAP-83	FORMER BUILDINGS 1031 AND 1039

MMRP SITES (14 SITES)

RVAAP-001-R-01	RAMSDELL QUARRY LANDFILL MRS
RVAAP-002-R-01	ERIE BURNING GROUNDS MRS
RVAAP-004-R-01	OPEN DEMOLITION AREA #2 MRS
RVAAP-008-R-01	LOAD LINE 1 MRS
RVAAP-016-R-01	FUZE AND BOOSTER QUARRY MRS
RVAAP-019-R-01	LANDFILL NORTH OF WINKLEPECK MRS
RVAAP-032-R-01	40MM FIRING RANGE MRS
RVAAP-033-R-01	FIRESTONE TEST FACILITY MRS
RVAAP-034-R-01	SAND CREEK DUMP MRS
RVAAP-050-R-01	ATLAS SCRAP YARD MRS
RVAAP-060-R-01	BLOCK D IGLOO MRS
RVAAP-061-R-01	BLOCK D IGLOO – TD MRS
RVAAP-062-R-01	WATER WORKS #4 DUMP MRS
RVAAP-063-R-01	GROUP 8 MRS

OTHER REGULATORY - RCRA

4 RVAAP-04	OPEN DEMOLITION AREA #2

LEGEND:

- COMPLIANCE RESTORATION SITES – APPROVED
- DLA ORE STORAGE AREAS (7 SITES)
- COAL STORAGE AREAS (17 SITES)
- MMRP SITES
- RAILROAD TRACKS
- FENCELINE
- STREAM OR CREEK

US Army Corps of Engineers Louisville District

SAIC. From Science to Solutions

RAVENNA ARMY AMMUNITION PLANT - RAVENNA, OHIO

DRAWN BY:	REV. NO./DATE:	CAD FILE:
P. HOLM	REV.1/09-13-11	08042/DWGS/H75B1200-FIG1-2

Figure 1-2. Building 1200 AOC Location at RVAAP/Camp Ravenna

THIS PAGE INTENTIONALLY LEFT BLANK.

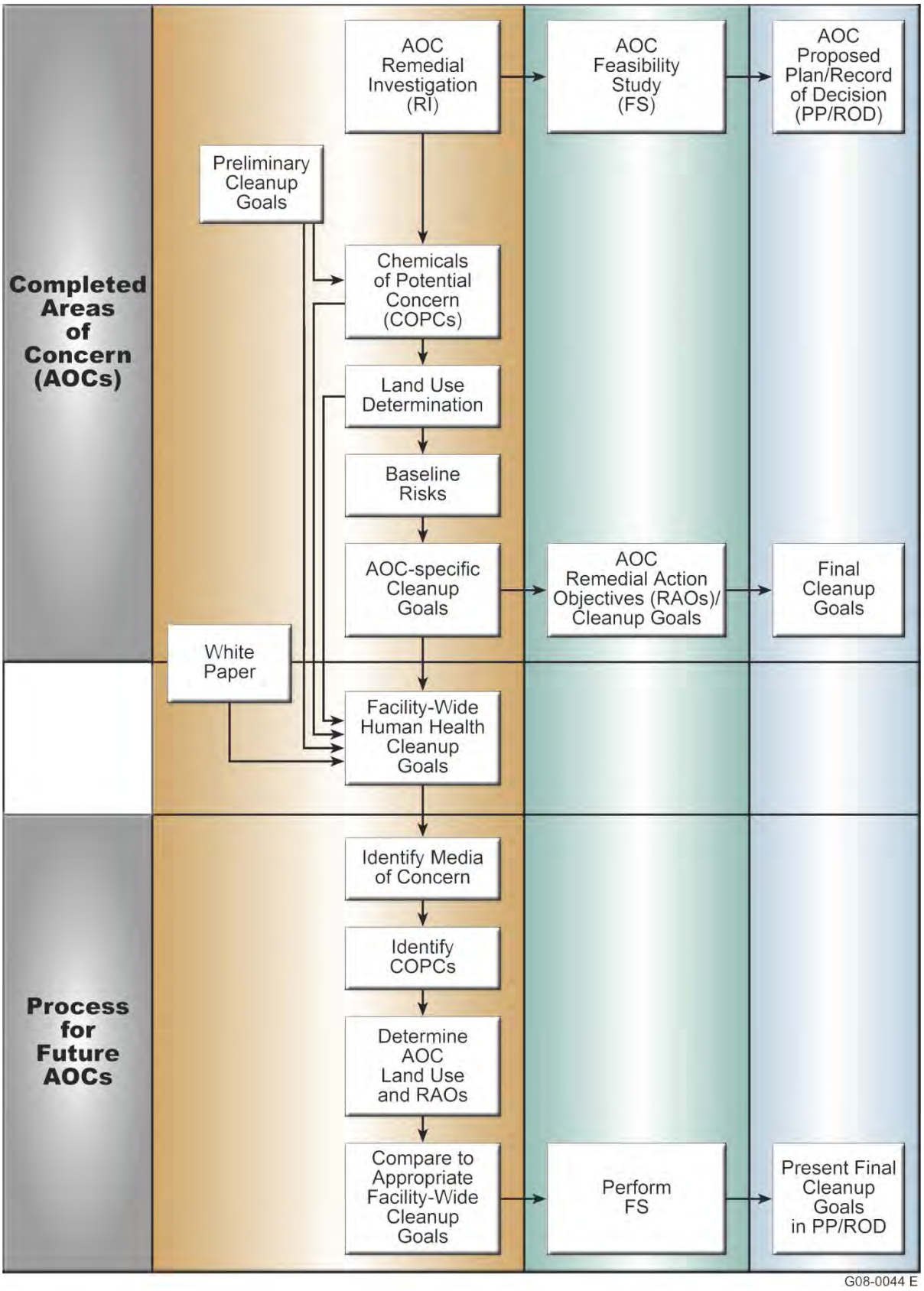

Figure 1-3. Process for Developing Remedial Decisions at RVAAP Areas of Concern

THIS PAGE INTENTIONALLY LEFT BLANK.

2.0 BACKGROUND

2.1 FACILITY-WIDE BACKGROUND INFORMATION

2.1.1 General Facility Description

When the RVAAP Installation Restoration Program (IRP) began in 1989, RVAAP was identified as a 21,419-acre facility. The property boundary was resurveyed by Ohio Army National Guard (OHARNG) over a 2-year period (2002 and 2003) and the total acreage of the property was found to be 21,683 acres. As of June 2010, a total of 20,423 acres of the former 21,683-acre RVAAP have been transferred to the National Guard Bureau (NGB) and subsequently licensed to OHARNG for use as a military training site.

The current RVAAP consists of 1,260 acres scattered throughout the OHARNG Camp Ravenna Joint Military Training Center, herein referred to as Camp Ravenna. Camp Ravenna is in northeastern Ohio within Portage and Trumbull counties, approximately 3 miles east-northeast of the city of Ravenna and approximately 1 mile northwest of the city of Newton Falls. The RVAAP portions of the property are located solely within Portage County. RVAAP and Camp Ravenna occupy a parcel of property approximately 11 miles long and 3.5 miles wide bounded by State Route 5, the Michael J. Kirwan Reservoir, and the CSX System Railroad on the south; Garrett, McCormick, and Berry roads on the west; the Norfolk Southern Railroad on the north; and State Route 534 on the east (Figures 1-1 and 1-2). Camp Ravenna is surrounded by several communities: Windham on the north, Garrettsville 6 miles to the northwest, Newton Falls 1 mile to the southeast, Charlestown to the southwest, and Wayland 3 miles to the south.

When RVAAP was operational, Camp Ravenna did not exist and the entire 21,683-acre parcel was a government-owned, contractor-operated, industrial facility. The RVAAP IRP encompasses investigation and cleanup of past activities over the entire 21,683 acres of the former RVAAP. References to RVAAP in this document indicate the historical extent of RVAAP, which is inclusive of the combined acreages of the current Camp Ravenna and RVAAP, unless otherwise specifically stated.

Former industrial operations at RVAAP consisted of 12 munitions-assembly facilities referred to as "load lines." Load Lines 1 through 4 were used to melt and load 2,4,6-trinitrotoluene (TNT) and Composition B into large-caliber shells and bombs. The operations on the load lines produced explosive dust, spills, and vapors that collected on the floors and walls of each building. Periodically, the floors and walls were cleaned with water and steam. Following cleaning, the wastewater, containing TNT and Composition B, was known as "pink water" for its characteristic color. Pink water was collected in concrete holding tanks, filtered, and pumped into unlined ditches for transport to earthen settling ponds. Load Lines 5 through 11 were used to manufacture fuzes, primers, and boosters. Potential contaminants in these load lines include lead compounds, mercury compounds, and explosives. From 1946 to 1949, Load Line 12 was used to produce ammonium nitrate for explosives and fertilizers prior to use as a weapons demilitarization facility.

In 1950, the facility was placed on standby status and operations were limited to renovation, demilitarization, and normal maintenance of equipment, along with storage of munitions. Production activities were resumed from July 1954 to October 1957 and again from May 1968 to August 1972. In addition to production missions, various demilitarization activities were conducted at facilities constructed at Load Lines 1, 2, 3, and 12. Demilitarization activities included disassembly of munitions and explosives melt-out and recovery operations using hot water and steam processes. Periodic demilitarization of various munitions continued through 1992.

In addition to production and demilitarization activities at the load lines, other facilities at RVAAP include AOCs that were used for the burning, demolition, and testing of munitions. These burning and demolition grounds consist of large parcels of open space or abandoned quarries. Potential contaminants at these AOCs include explosives, propellants, inorganic chemicals, and waste oils. Other types of AOCs present at RVAAP include landfills, an aircraft fuel tank testing facility, and various general industrial support and maintenance facilities.

2.1.2 Demography and Land Use

RVAAP consists of 21,683 acres and is located in northeastern Ohio, approximately 23 miles east–northeast of Akron and 30 miles west–northwest of Youngstown. RVAAP occupies east–central Portage County and southwestern Trumbull County. Census projections for 2010 indicate the populations of Portage and Trumbull counties are 161,419 and 210,312, respectively. Population centers closest to RVAAP are Ravenna, with a population of 11,724, and Newton Falls, with a population of 4,795.

The RVAAP facility is located in a rural area, and is not close to any major industrial or developed areas. Approximately 55% of Portage County, in which the majority of RVAAP is located, consists of either woodland or farmland acreage. The closest major recreational area, the Michael J. Kirwan Reservoir (also known as West Branch Reservoir), is located adjacent to the western half of RVAAP south of State Route 5.

RVAAP is operated by the Base Realignment and Closure (BRAC) Division of the Army who manages the restoration activities at RVAAP. Camp Ravenna (which is located on the remainder of the property) is owned by NGB who licenses it to the OHARNG for use as a military training site. Training and related activities at Camp Ravenna include field operations and bivouac training, convoy training, equipment maintenance, C-130 aircraft drop zone operations, helicopter operations, and storage of heavy equipment.

2.2 BUILDING 1200 AOC BACKGROUND INFORMATION

2.2.1 Operational History

The Building 1200 AOC was designated as the Ammunition Sectioning Area (Figure 2-1). From 1941 to 1971, the AOC was used for ammunition demilitarization, which consisted of disassembly and removal of explosive charges using steam to melt-out the explosives. The primary operations building was Building 1200, which was a 30 ft by 20 ft combined reinforced concrete and transite panel frame structure. The steam melt-out process generated explosives-contaminated wastewater (pink water), which discharged from the building via a pipe, through a crushed slag gravel bed, and into a ditch connected to a 0.5-acre, unlined settling pond (located approximated 415 ft northeast of Building 1200). The depth of the settling pond is less than 3 ft. Overflow from the settling pond discharged directly to the ground surface southeast of the pond; there is no documented evidence of a discharge drainage ditch exiting the settling pond and flowing to a surface water body.

2.2.2 Building Demolitions

Building demolition activities occurred at the Building 1200 AOC between November 2004 and August 2005. These demolition activities took place along with building demolition at Load Line 11 and Building F-15. Demolition activities at the Building 1200 AOC included the complete removal of the buildings, floor slabs, and footers of Building 1200 (530 sq ft), Building T-4605 (69 sq ft), and Building T-4602 (117 sq ft) (MKM 2005).

Paint on the interior of each building was sampled to determine regulatory status of the applied dry paints. The paint sampling was performed in accordance with a USEPA and Ohio EPA-approved sampling and analysis plan (SAP). Sample results showed the polychlorinated biphenyl (PCB) concentrations in the applied paint at the buildings within the Building 1200 AOC were less than 50 parts per million (ppm), which is the concentration that indicates a waste may be disposed of in a Toxic Substances Control Act (TSCA) incinerator, in a TSCA chemical waste landfill, or by an EPA-approved alternative method.

Additionally, 63,343 ft^2 of transite roofing and 3,341 ft^2 of tar/shingle roofing material were removed from Load Line 11, Building 1200, Building T-4605, and Building T-4602. All asbestos removal operations were performed by a state of Ohio licensed asbestos removal contractor. All asbestos-containing material (ACM) was disposed off-site in accordance with federal, state, and local rules laws and regulations.

Following building demolition activities, the former building footprints were re-graded, seeded, and mulched to match pre-existing AOC conditions. Surface and subsurface soil adjacent to the former building structures were disturbed during removal activities. Remnant infrastructure consists only of a drainage ditch, former settling pond, and discharge area from the former settling pond. None of these areas were backfilled or re-graded during demolition activities. The area immediately surrounding the AOC is forested with the exception of the access road (Ammunition Sectioning

Road), a small sparsely vegetated area around the former building footprints, and the former settling pond located approximately 415 ft northeast of the former building footprints.

2.2.3 Previous Investigations

Since 1989, the Building 1200 AOC has been included in various assessments and investigations conducted at RVAAP including:

- Resource Conservation and Recovery Act (RCRA) Facility Assessment (Jacobs 1989);
- Preliminary Assessment for the Characterization of Areas of Contamination (USACE 1996);
- Phase I Remedial Investigation of High-Priority Areas of Concern (USACE 1998); and
- Characterization of 14 AOCs at the Ravenna Army Ammunition Plant (MKM 2007).

The following subsections describe these assessments and investigations.

2.2.3.1 Ravenna Army Ammunition Plant RCRA Facility Assessment

Jacobs Engineering Group performed a RCRA Facility Assessment in 1989, as documented in the *Ravenna Army Ammunition Plant RCRA Facility Assessment* (Jacobs 1989). The RCRA Facility Assessment performed a visual inspection of known AOCs and identified new AOCs and solid waste management units. From this inspection, the Building 1200 AOC showed a high potential for release of contamination to groundwater, surface water, and soil. The following sample types were recommended for analysis of inorganic chemicals and explosives:

- Soil samples from the drainage ditch to the former settling pond;
- Sediment samples from the former settling pond; and
- Surface water samples from the former settling pond.

2.2.3.2 Preliminary Assessment for the Characterization of Areas of Contamination

In 1996, USACE completed the *Preliminary Assessment for the Characterization of Areas of Contamination* (USACE 1996), which provided facility history, process operations, and activities conducted at 38 identified AOCs in RVAAP with known or suspect environmental concerns. The identified AOCs were prioritized for CERCLA action using a Relative Risk Site Evaluation (RRSE) that was based on an analytical hierarchy process score that evaluated potential threat to human health and the environment (e.g., potential hazards, release mechanisms, and environmental conditions). Of the 38 identified AOCs, ten AOCs, including the Building 1200 and dilution/settling pond (i.e., the Building 1200 AOC), were categorized as high-priority warranting further action. The Preliminary Assessment identified the following potential contaminants and release mechanisms associated with former operations at the Building 1200 AOC:

- Potential contaminants identified were explosives [e.g., TNT; hexahydro-1,3,5-trinitro-1,3,5-triazine (RDX); octahydro-1,3,5,7-tetranitro-1,3,5,7-tetrazocine (HMX); composition B; and lead azide] and heavy metals (lead and mercury).

- The primary release mechanism for contamination at the Building 1200 AOC was identified as wastewater effluent from munitions disassembly and demilitarization processes.

2.2.3.3 Phase I Remedial Investigation for High-Priority Areas of Concern

From July to August of 1996, USACE conducted a Phase I Remedial Investigation for High-Priority Areas of Concern, which included the Building 1200 AOC (USACE 1998). Two surface soil and seven sediment samples were collected at the Building 1200 AOC from soil adjacent to the former process building, sediment within in the drainage ditch to the former settling pond, and sediment within the former settling pond. Based on RVAAP standardized definitions of wet and dry sediment, five of the seven sediment samples were subsequently classified as surface soil in the Ravenna Environmental Information Management System (REIMS) database. All surface soil and sediment samples were analyzed for USEPA Target Analyte List (TAL)/Total Compound List (TCL) inorganic chemicals, volatile organic compounds (VOCs), semi-volatile organic compounds (SVOCs), pesticides, PCBs, cyanide, and explosives.

The findings of this investigation concluded the Building 1200 AOC was "medium" priority because no widespread contamination was detected in the soil, explosives were not detected in the soil, and polycyclic aromatic hydrocarbons (PAHs) were detected in only one soil sample. Low concentrations of explosives were detected in the drainage ditch and former settling pond. The *Phase I Remedial Investigation Report for High-Priority Areas of Concern* (USACE 1998) concluded there were two chemicals of potential concern (COPCs) identified in soil [beryllium (at background concentrations) and benzo(a)pyrene].

2.2.3.4 Characterization of 14 Areas of Concern

The following field activities were conducted in 2004 at the Building 1200 AOC as part of the Characterization of 14 AOCs [as documented in *Characterization of 14 AOCs at the Ravenna Army Ammunition Plant* (MKM 2007)] to assess the potential impacts from former operations:

- Collection of 10 incremental sampling methodology (ISM) surface soil (0-1 ft) samples;

- Excavation of one test trench;

- Collection of two ISM sediment (0 to 0.5 ft) samples from the drainage ditch leading to the former settling pond;

- Collection of two surface water samples from drainage pathways;

- Installation, development, and sampling of three bedrock groundwater monitoring wells;
- Collection of a geotechnical sample from one soil boring during monitoring well installation;
- Conduction of in-situ permeability testing (slug tests); and
- Survey of AOC sampling and monitoring well locations.

The Characterization of 14 AOCs report utilizes the term "multi-increment®" or "MI" sample. This sampling technique is currently referred to as "ISM." All surface soil and sediment samples were analyzed for TAL metals and explosives. In addition, one soil sample was analyzed for VOCs, SVOCs, propellants, pesticides, and PCBs. Sediment samples were also analyzed for total organic carbon (TOC) and grain size. Groundwater and surface water samples were analyzed for TAL metals, explosives, propellants, VOCs, SVOCs, pesticides, and PCBs.

During test trench excavation, bedrock was encountered at approximately 3.5 ft bgs. No munitions and explosives of concern (MEC) were encountered during trenching activities. Data from monitoring wells installed during the characterization effort showed the depth to the groundwater table was between 12 and 20 ft bgs.

A human health risk screening (HHRS) and an ecological risk screening (ERS) for the Building 1200 AOC were included in the Characterization of 14 AOCs. The HHRS compared chemical concentrations detected in the Building 1200 AOC samples to RVAAP criteria in effect at that time, which included facility-wide background concentrations for inorganic chemicals and USEPA Region 9 residential Preliminary Remediation Goals (PRGs). The results of the HHRS identified contaminants above screening criteria in surface soil, sediment, surface water, and groundwater at the Building 1200 AOC, as summarized in Table 2-1.

Table 2-1. Chemicals of Potential Concern per the Characterization of 14 AOCs Report

Surface Soil	Sediment	Surface Water	Groundwater
Aluminum Chromium Iron Manganese Benzo(ghi)perylene RDX Nitrocellulose	Aluminum Benzo(ghi)perylene Nitrocellulose	Manganese RDX Nitrocellulose	Arsenic

Source: *Characterization of 14 AOCs* (MKM 2007)
AOC = Area of Concern
RDX = hexahydro-1,3,5-trinitro-1,3,5-triazine

The ERS compared chemical concentrations detected in the Building 1200 AOC media to RVAAP facility-wide background concentrations for inorganic chemicals and ecological screening values (ESVs). The ERS followed screening methodology guidance presented in the *2003 RVAAP Facility-Wide Ecological Risk Work Plan* (USACE 2003c) (herein referred to as the FWERWP) and *Guidance*

for Conducting Ecological Risk Assessments (Ohio EPA 2003). Constituents were retained if they did not have screening values. Table 2-2 presents those chemicals identified in the ERS as exceeding screening values for the Building 1200 AOC.

Table 2-2. Chemicals Exceeding ESVs per the Characterization of 14 AOCs Report

Surface Soil		Sediment	Surface Water	Groundwater
Aluminum	Mercury	Beryllium	Iron	Not evaluated
Barium	Selenium	Mercury	Manganese	
Chromium	Zinc	Gamma-BHC	Mercury	
Copper	TNT	Acetone	Acetone	
Iron	HMX	Nitrocellulose	Benzoic Acid	
Lead	RDX		Benzenemethanol	
Manganese	Nitrocellulose			

Source: *Characterization of 14 AOCs* (MKM 2007)
AOC = Area of Concern
ESV = Ecological Screening Value
HMX = octahydro-1,3,5,7-tetranitro-1,3,5,7-tetrazocine
RVAAP = Ravenna Army Ammunition Plant
RDX = hexahydro-1,3,5-trinitro-1,3,5-triazine
TNT = 2,4,6-trinitrotoluene
Gamma-BHC = lindane

The Characterization of 14 AOCs recommended a full risk assessment should be considered to assist in the overall risk management decisions for the Building 1200 AOC.

THIS PAGE INTENTIONALLY LEFT BLANK.

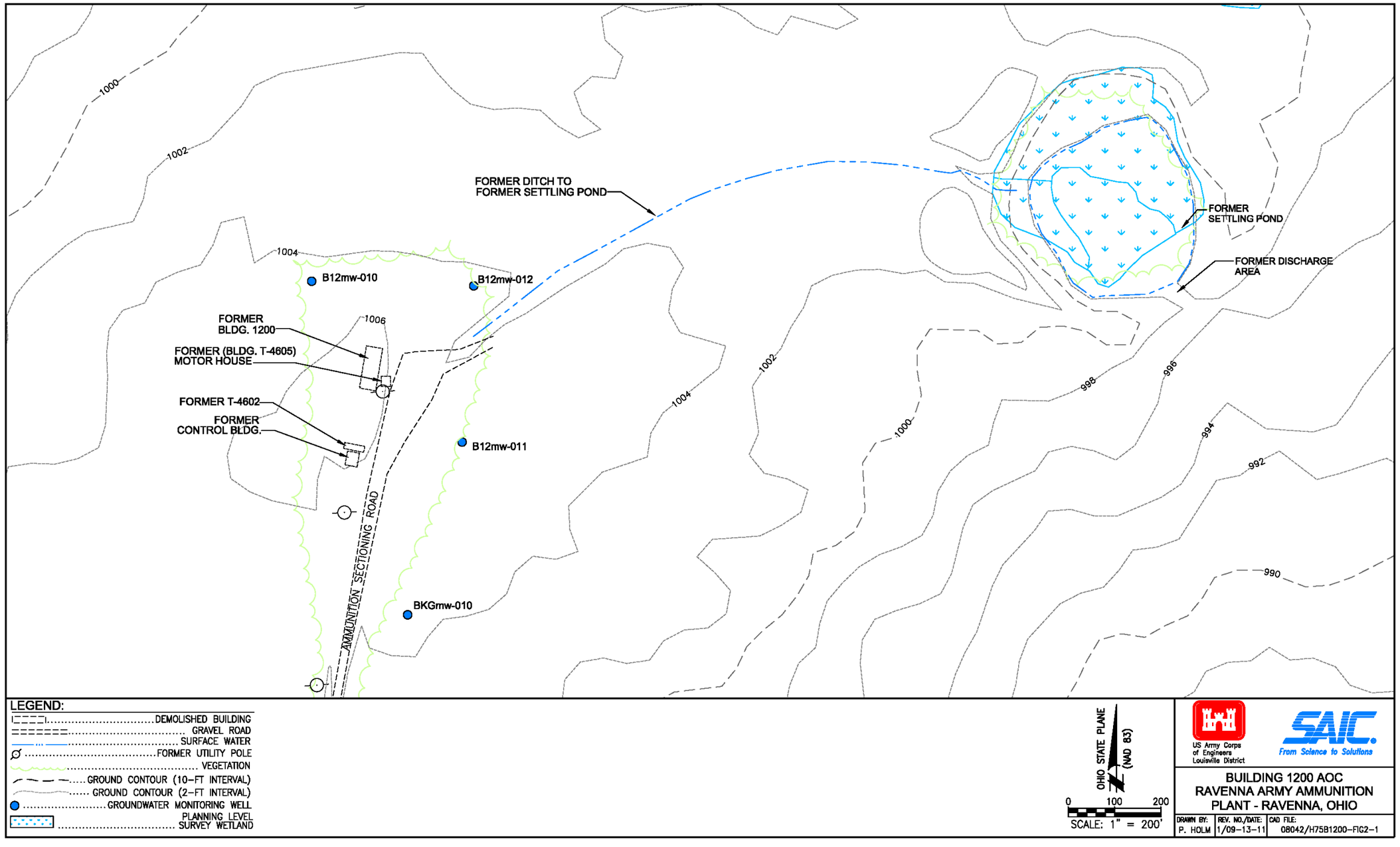

Figure 2-1. Building 1200 AOC Map and AOC Features

THIS PAGE INTENTIONALLY LEFT BLANK.

3.0 ENVIRONMENTAL SETTING

This section describes the physical characteristics of RVAAP and the Building 1200 AOC that are factors in identifying the potential contaminant transport pathways, receptor populations, and exposure scenarios with respect to the evaluation of human health and ecological risks. This section also presents a preliminary conceptual site model (CSM) based on AOC characteristics and historical investigation data to provide a framework for evaluating contaminant nature and extent, fate and transport, and human health and ecological risk. An updated CSM is presented in Section 8.0 to integrate the results of evaluations performed in this report.

3.1 RVAAP PHYSIOGRAPHIC SETTING

RVAAP is located within the Southern New York Section of the Appalachian Plateaus physiographic province (USGS 1968). This province is characterized by elevated uplands underlain primarily by Mississippian and Pennsylvanian age bedrock units that are horizontal or gently dipping. The province is characterized by rolling topography with incised streams having dendritic drainage patterns. The Southern New York Section has been modified by glaciation, which rounded ridges, filled major valleys, and blanketed many areas with glacially-derived, unconsolidated deposits (i.e., sand, gravel, and finer grained outwash deposits). As a result of glacial activity in this section, old stream drainage patterns were disrupted in many locales, and extensive wetland areas developed.

3.2 SURFACE FEATURES AND AOC TOPOGRAPHY

The topography of RVAAP is gently undulating with an overall decrease in ground elevation from a topographic high of approximately 1220 ft above mean sea level (amsl) in the far western portion of the facility to low areas at approximately 930 ft amsl in the far eastern portion of the facility.

USACE mapped the facility topography in February 1998 using a 2-ft (60.1-cm) contour interval with an accuracy of 0.02 ft (0.61 cm). USACE based the topographic information on aerial photographs taken during the spring of 1997. The USACE survey is the basis for the topographical information illustrated in figures found in this report.

The topography at the Building 1200 AOC gently slopes radially from a high point just southwest of the former operations buildings. Ground elevations at the AOC range from 990 ft amsl to 1004 ft amsl (Figure 3-1). Storm water runoff from former operational areas within the AOC generally follows topography and eventually exits the AOC to the south. The closest surface water, a tributary of Sand Creek, is located approximately 1000 ft south of the former settling pond. The remaining surface features include the access road, drainage ditch from the former operations area to the former settling pond, and the former settling pond and associated discharge area.

3.3 SOIL AND GEOLOGY

3.3.1 Regional Geology

The regional geology at RVAAP consists of horizontal to gently dipping bedrock strata of Mississippian and Pennsylvanian age overlain by varying thicknesses of unconsolidated glacial deposits. The bedrock and unconsolidated geology at RVAAP and geology specific to the Building 1200 AOC are presented in the following subsections.

3.3.2 Soil and Glacial Deposits

Bedrock at RVAAP is overlain by deposits of the Wisconsin-aged Lavery Till in the western portion of the facility and the younger Hiram Till and associated outwash deposits in the eastern two-thirds of the facility (Figure 3-2). Unconsolidated glacial deposits vary considerably in character and thickness across RVAAP, from zero in some of the eastern portions of the facility to an estimated 150 ft in the south-central portion.

Thin coverings of glacial material have been completely removed as a consequence of human activities at locations such as Ramsdell Quarry. Bedrock is present at or near the ground surface in locations such as at Load Line 1 and the Erie Burning Grounds (USACE 2001a). Where this glacial material is still present, its distribution and character indicate their origin as ground moraine. These tills consist of laterally discontinuous assemblages of yellow-brown, brown, and gray silty clays to clayey silts with sand and rock fragments. Lacustrine sediment from bodies of glacial-age standing water also has been encountered in the form of deposits of uniform light gray silt greater than 50-ft thick in some areas (USACE 2001a).

Soil at RVAAP is generally derived from the Wisconsin-age silty clay glacial till. Distributions of soil types are discussed and mapped in the *Soil Survey of Portage County, Ohio*, which describes soil as nearly level to gently sloping and poor to moderately well drained (USDA 1978). Much of the native soil at RVAAP was disturbed during construction activities in former production and operational areas of the facility.

The Sharon Member of the Pennsylvanian Pottsville Formation is the primary bedrock beneath RVAAP. In the western half of the facility, the upper members of the Pottsville Formation, including the Connoquenessing Sandstone (also known as the Massillon Sandstone), Mercer Shale, and uppermost Homewood Sandstone have been found. The regional dip of the Pottsville Formation measured in the west portion of RVAAP is between 5-11.5 ft per mile to the south.

3.3.3 Geologic Setting of the Building 1200 AOC

The Building 1200 AOC is on a local bedrock high. The Building 1200 AOC is underlain by a thin unconsolidated interval generally less than 3 ft thick. The underlying bedrock formation observed at the Building 1200 AOC is the Pennsylvanian age Pottsville Formation, Sharon Sandstone Member

(Figure 3-3). The sandstone unit of the Sharon member (informally referred to as the Sharon Conglomerate) is a highly porous, loosely cemented, permeable, cross-bedded, frequently fractured and weathered orthoquartzite sandstone, which is locally conglomeritic. The Sharon Conglomerate exhibits locally occurring thin shale lenses in the upper portion of the unit. Upper members of the Pottsville Formation are not present at the AOC.

During the PBA08 RI, bedrock was encountered at depths ranging from 1.8 ft bgs in the center of the settling pond to 3 ft bgs in the former building footprint. Monitoring well installation conducted during the Characterization of 14 AOCs encountered bedrock at 2-4 ft bgs.

Two soil types found at this AOC include the Mahoning silt loam (MgB), 2 to 6% slopes, and Mitiwanga silt loam (MtB), 2 to 6% slopes. Mahoning silt loam is a gently sloping, poorly drained soil formed in silty clay loam or clay loam glacial till, generally where bedrock is greater than 6 ft bgs. The Mahoning silt loam is present in the northeastern part of the AOC in the area of the former settling pond. The Mahoning silt loam has low permeability with rapid runoff and seasonal wetness. Permeability ranges from 1.52 to 5.08 cm/hour. Mitiwanga silt loam is a gently sloping, moderately well drained soil formed from glacial till over weathered sandstone and exists in the area of former buildings in the southern portion of the AOC. The soil has a moderate permeability of 1.52 to 5.08 cm/hour and is seasonally wet (USACE 2010a).

Lithologic logs from three monitoring well borings, advanced to a maximum depth of 24 ft bgs during the Characterization of 14 AOCs, characterize the surface and subsurface geology at the Building 1200 AOC as:

- Soil consisting of clay to sand-rich silt tills with interbedded sand and weathered sandstone scattered throughout from 0 ft bgs to approximately 4 ft bgs. These deposits are generally firm, moderately plastic, and tend to hold water.

- Fine-grained sandstone with thin interbedded shale ranges from approximately 3-24 ft bgs.

Geologic descriptions and geotechnical analyses of subsurface soil samples collected during the PBA08 RI are generally consistent with the conclusions from the Characterization of 14 AOCs. Overall, the PBA08 RI observed silty clay till above sandstone encountered at a maximum depth of 3 ft bgs. Groundwater was not observed in unconsolidated borings. PBA08 RI boring logs containing geologic descriptions of unconsolidated deposits at the Building 1200 AOC are included in Appendix A.

Geotechnical analysis conducted during the Characterization of 14 AOCs indicated a grain size distribution of 68% silt and clay fractions, 31% sand fractions, and 1% aggregate. The geotechnical sample collected from 0-2 ft bgs was characterized as brown sandy lean clay (MKM 2007). One geotechnical sample was collected as part of the PBA08 RI from 0.5-2.5 ft bgs. Analysis of the undisturbed geotechnical samples (Shelby tube) indicates 16% sand, 42% silt, and 42% clay fractions.

Geotechnical analysis further indicted a porosity of 37.5% and a permeability of 8.2E-06 cm/sec for this sample. A summary of the PBA08 RI geotechnical analysis is presented in Section 5.2.4.

3.4 HYDROGEOLOGY

3.4.1 Regional Hydrogeology

Sand and gravel aquifers are present in the buried-valley and outwash deposits in Portage County as described in the *Phase I Remedial Investigation Report for High-Priority Areas of Concern* (USACE 1998). Generally, these saturated zones are too thin and localized to provide large quantities of water for industrial or public water supplies; however, yields are sufficient for residential water supplies. Lateral continuity of these aquifers is unknown. Recharge of these units is derived from surface water infiltration of precipitation and surface streams. Specific groundwater recharge and discharge areas at RVAAP have not been delineated.

The thickness of the unconsolidated interval at RVAAP ranges from thin to absent in the eastern and northeastern portion of the facility, to an estimated 150 ft in central portion of the facility. The groundwater table occurs within the unconsolidated zone in many areas of the facility. Because of the heterogeneous nature of the unconsolidated glacial material, groundwater flow patterns are difficult to determine with a high degree of accuracy. Vertical recharge from precipitation likely occurs via infiltration along root zones, desiccation cracks, and partings within the soil column. Laterally, most groundwater flow likely follows topographic contours and stream drainage patterns, with preferential flow along pathways (e.g., sand seams, channel deposits, or other stratigraphic discontinuities) having higher permeabilities than surrounding clay or silt-rich material. Figure 3-4 illustrates facility-wide potentiometric surface data in the unconsolidated interval for the most recent available contemporaneous measurement event in January 2010 (EQM 2010).

Within bedrock units at RVAAP, the principle water-bearing aquifer is the Sharon Sandstone/Conglomerate. Depending on the existence and depth of overburden, the Sharon Sandstone/Conglomerate ranges from an unconfined to a leaky artesian aquifer. Water yields from on-site water supply wells completed in the Sharon Sandstone/Conglomerate ranged from 30-400 gallons per minute (gpm) (USATHAMA 1978). Well yields of 5-200 gpm were reported for on-site bedrock wells completed in the Sharon Sandstone/Conglomerate (Kammer 1982). Other local bedrock units capable of producing water include the Homewood Sandstone, which is generally thinner and only capable of well yields less than 10 gpm, and the Connoquenessing Sandstone. Wells completed in the Connoquenessing Sandstone in Portage County have yields ranging from 5-100 gpm but are typically less productive than the Sharon Sandstone/Conglomerate due to lower permeabilities (Winslow et al. 1966).

Figure 3-5 shows the potentiometric surface within bedrock strata at RVAAP in January 2010 (EQM 2010). The bedrock potentiometric map shows a more uniform and regional eastward flow direction than the unconsolidated zone that is not as affected by local surface topography. Due to the lack of well data in the western portion of RVAAP, general flow patterns are difficult to discern. For much

of the eastern half of RVAAP, bedrock potentiometric elevations are higher than the overlying unconsolidated potentiometric elevations, indicating an upward hydraulic gradient. This evidence suggests there is a confining layer that separates the two aquifers. In the far eastern area, the two potentiometric surfaces are at approximately the same elevation, suggesting that hydraulic communication between the two aquifers is occurring.

3.4.2 Building 1200 AOC Hydrologic/Hydrogeologic Setting

Three groundwater monitoring wells were installed at the Building 1200 AOC during the Characterization of 14 AOCs. In addition, one background monitoring well exists to the south of the AOC. Initial depths to groundwater encountered during the three AOC monitoring well installations varied from 12-20 ft bgs. All monitoring wells are currently monitored under the Facility-Wide Groundwater Monitoring Program (FWGWMP). All monitoring wells (B12mw-010 through B12mw-012 and BKGmw-010) are screened in bedrock.

Potentiometric surface of the AOC is shown in Figure 3-1. The estimated groundwater flow directions reflect the January 2010 facility-wide potentiometric data presented in the *Facility-Wide Groundwater Monitoring Program Report on the January 2010 Sampling Event* (EQM 2010). The potentiometric surface shows a general groundwater flow pattern from the southwest to the northeast. The hydraulic gradient across the AOC has an average value of 0.018 (EQM 2010). Results of slug tests performed at three monitoring wells at the Building 1200 AOC in January and February 2005 reveal an average hydraulic conductivity at the AOC of 5.70E-05 cm/s (Table 3-1).

Table 3-1. Hydraulic Conductivities Measured During the Characterization of 14 AOCs

Monitoring Well Identification	Screened Interval (ft bgs)	Geologic Material Adjacent to Screen	Hydraulic Conductivity (cm/s)
B12mw-010	10-20	Sandstone with shale interbeds	4.48E-05
B12mw-011	14-24	Sandstone with shale interbeds	6.33E-05
B12mw-012	12-22	Sandstone with shale interbeds	6.63E-05
BKGmw-010	approx 12-22	Sandstone with shale interbeds	Test not conducted

Source: *Characterization of 14 AOCs* (MKM 2007)
AOC = Area of Concern
bgs = below ground surface
cm/s = centimeters per second

3.4.3 Surface Water

3.4.3.1 Regional Surface Water

RVAAP resides within the Mahoning River watershed, part of the Ohio River basin. The west branch of the Mahoning River is the main surface stream in the area. The west branch flows adjacent to the west end of the facility, generally in a north to south direction, before flowing into the Michael J. Kirwan Reservoir, which is located south of State Route 5 (Figure 1-2). The west branch flows out of the reservoir along the southern facility boundary before joining the Mahoning River east of RVAAP. The western and northern portions of RVAAP display low hills and a dendritic surface drainage pattern. The eastern and southern portions are characterized by an undulating to moderately level surface, with less dissection of the surface drainage. The facility is marked with marshy areas and flowing and intermittent streams whose headwaters are located in the facility's upland areas.

The three primary watercourses that drain RVAAP are (Figure 1-2):

- South fork of Eagle Creek;
- Sand Creek; and
- Hinkley Creek.

All of these watercourses have many associated tributaries. Sand Creek, with a drainage area of 13.9 square miles, flows generally in a northeast direction to its confluence with the south fork of Eagle Creek. In turn, the south fork of Eagle Creek continues in a northerly direction for 2.7 miles to its confluence with Eagle Creek. The drainage area of the south fork of Eagle Creek is 26.2 square miles, including the area drained by Sand Creek. Hinkley Creek originates just southeast of the intersection between State Routes 88 and 303 to the north of the facility. Hinkley Creek, with a drainage area of 11.0 square miles, flows in a southerly direction through the facility and converges with the west branch of the Mahoning River south of the facility (USACE 2001a).

Approximately one-third of RVAAP meets the regulatory definition of a wetland, with the majority of the wetland areas located in the eastern portion of the facility. Wetland areas at RVAAP include seasonal wetlands, wet fields, and forested wetlands. Many of the wetland areas are the result of natural drainage or beaver activity; however, some wetland areas are associated with anthropogenic settling ponds and drainage areas.

Approximately 50 ponds are scattered throughout RVAAP. Many were constructed within natural drainage ways to function as settling ponds or basins for process effluent and runoff. Others are natural in origin, resulting from glacial action or beaver activity. Water bodies at RVAAP support aquatic vegetation and biota as described in Section 3.6.2. Storm water runoff is controlled primarily by natural drainage except in former operations areas where an extensive storm sewer network helps to direct runoff to drainage ditches and settling ponds. In addition, the storm sewer system was one of the primary drainage mechanisms for process effluent during the period that production facilities were in operation.

3.4.3.2 Building 1200 AOC Surface Water

Surface water drainage generally follows the topography of the AOC. Intermittent surface water flows in the drainage ditch from the former operations area east to the former settling pond during precipitation events and periods of snow melt. The ditch tends to hold water for extended periods of time due to the low permeability of soil. Surface water discharge from the former settling pond occurs via an outlet channel to the southeast. Discharge flow is diffuse and enters into a heavily wooded area to the south of the pond. The nearest defined surface water conveyance (large ditch line or tributary flowing southwest to Sand Creek) that receives surface water flow lies approximately 1,000 ft to the southeast of the settling pond discharge area (Figure 3-1). During the PBA08 RI, surface water was observed as ice within the former ditch and former settling pond.

3.5 CLIMATE

The general climate of the RVAAP area is continental and is characterized by moderately warm and humid summers, reasonably cold and cloudy winters, and wide variations in precipitation from year to year. Climate data for the RVAAP area presented below were obtained from available National Weather Service records for the 30-year period of record from 1971 to 2000 at the Youngstown Regional Airport, Ohio (http://www.weather.gov/climate/xmacis.php?wfo=cle). Wind speed data for Youngstown, Ohio, are from the National Climatic Data Center (http://lwf.ncdc.noaa.gov/oa/climate/online/ccd/avgwind.html) for the available 53-year period of record from 1950 through 2002.

Average annual rainfall in the RVAAP area is 38.15 inches, with the highest monthly average occurring in July (4.14 inches) and the lowest monthly average occurring in February (2.03 inches). Average annual snowfall totals approximately 52.8 inches, with the highest monthly average occurring in January (13.8 inches). It should be noted that due to the influence of lake-effect snowfall events associated with Lake Erie (located approximately 35 miles to the northwest of RVAAP), snowfall totals vary widely throughout northeastern Ohio.

The average annual daily temperature in the RVAAP area is 48.8 ºF, with an average daily high temperature of 58.3 ºF and an average daily low temperature of 39.3 ºF. The record high temperature of 100 ºF occurred in July 1988, and the record low temperature of -22 ºF occurred in January 1994. The prevailing wind direction at RVAAP is from the southwest, with the highest average wind speed occurring in January (11.4 miles per hour) and the lowest average wind speed occurring in August (7.4 miles per hour). Thunderstorms occur on approximately 35 days per year and are most abundant from April through August. The RVAAP area is susceptible to tornadoes; minor structural damage to several buildings on facility property occurred as the result of a tornado in 1985.

3.6 POTENTIAL RECEPTORS AT THE BUILDING 1200 AOC

The following sections discuss potential human and ecological receptors at the Building 1200 AOC.

3.6.1 Human Receptors

Full-time OHARNG, BRAC, and contractor staff work at the facility. Military training and operations are conducted at the facility. The OHARNG projected future land-use for the AOC is Military Use and Training. The most representative receptor is the National Guard Trainee and, per the FWHHRAM, this constitutes the Risk Assessment Land Use of Dismounted Training-Digging. National Guard Training, in conjunction with the evaluation of agricultural-residential land uses and associated receptors, form the basis for identifying COCs. Residential Land Use, specifically the Resident Farmer receptor, is included to evaluate COCs for unrestricted land use at the AOC, as required by the CERCLA process and as outlined in the FWHHRAM (USACE 2005a).

Hunters and trappers may access the AOC for recreational purposes as part of the OHARNG wildlife management programs. Additional information on potential future Building 1200 AOC land use is included in the HHRA in Section 7.2.3. OHARNG plans to meet its future potable water needs using the local municipal water supply supplemented with potable water from on-site groundwater wells where required.

3.6.2 Ecological Receptors

RVAAP has a diverse range of vegetation and habitat resources. Habitats present within the facility include large tracts of closed-canopy hardwood forest, scrub/shrub open areas, grasslands, wetlands, open-water ponds and lakes, and semi-improved administration areas (OHARNG 2008).

Vegetation at RVAAP can be grouped into three categories: herb-dominated, shrub-dominated, and tree-dominated. Approximately 60% of the facility is covered by forest or tree-dominated vegetation. The facility has seven forest formations, four shrub formations, eight herbaceous formations, and one non-vegetated formation (OHARNG 2008).

Surface water features within RVAAP include a variety of streams, ponds, floodplains, and wetlands. Numerous streams drain the facility, including approximately 19 miles of perennial streams. The total combined length of streams at the facility is 212 linear miles. Approximately 153 acres of ponds are found on the facility. These ponds provide valuable wildlife habitat and support wood ducks, hooded mergansers, mallards, Canada goose, and many other birds and wildlife species. Some ponds have been stocked with fish and are used for fishing and hunting (OHARNG 2008).

Wetlands are abundant and prevalent throughout the facility. These wetland areas include seasonal wetlands, wet fields, and forested wetlands. Most of the wetland areas on the facility are the result of natural drainage and beaver activity; however, some wetland areas are associated with anthropogenic settling ponds and drainage areas.

An abundance of wildlife is present on the facility; 35 species of land mammals, 214 species of birds, 41 species of fish, and 34 species of amphibians and reptiles have been identified. No federally listed species are known to reside at the facility, and no critical habitat occurs (OHARNG 2008). Ohio

State-listed plant and animal species have been identified through confirmed sightings and/or biological inventories at the facility and are presented in Table 3-2.

The Building 1200 AOC is heavily forested with the exception of the access road, a small area around the former building footprints, and the former settling pond. There are no known sightings of rare, threatened, and/or endangered species on the AOC. Additional information specific to ecological resources is included in Section 7.3.

Table 3-2. Rare Species List

CAMP RAVENNA JOINT MILITARY TRAINING CENTER (CRJMTC) RARE SPECIES LIST
27 April 2010

I. Species confirmed to be on CRJMTC property by biological inventories and confirmed sightings.

A. State Endangered

1. American bittern, *Botaurus lentiginosus* (migrant)
2. Northern harrier, *Circus cyaneus*
3. Yellow-bellied Sapsucker, *Sphyrapicus varius*
4. Golden-winged warbler, *Vennivora chrysoptera*
5. Osprey, *Pandion haliaetus* (migrant)
6. Trumpeter swan, *Cygnus buccinators* (migrant)
7. Mountain Brook Lamprey, *Ichthyomyzon greeleyi*
8. Graceful Underwing, *Catocala gracilis*
9. Tufted Moisture-loving Moss, *Philonotis Fontana var. caespitosa*
10. Bobcat, *Felis rufus*
11. Narrow-necked Pohl's Moss, *Pohlia elongata var. elongate*
12. Sandhill Crane, *Grus Canadensis* (probable nester)
13. Bald Eagle, *Haliaetus leucocephalus* (nesting pair)

B. State Threatened

1. Barn owl, *Tyto alba*
2. Dark-eyed junco, *Junco hyemalis* (migrant)
3. Hermit thrush, *Catharus guttatus* (migrant)
4. Least bittern, *Ixobrychus exilis*
5. Least flycatcher, *Empidonax minimus*
6. *Psilotreta indecisa* (caddis fly)
7. Simple willow-herb, *Epilobium strictum*
8. Woodland Horsetail, *Equisetum sylvaticum*
9. Lurking leskea, *Plagiothecium latebricola*
10. Pale sedge, *Carex pallescens*

C. State Potentially Threatened Plants

1. Gray Birch, *Betula populifolia*
2. Butternut, *Juglans cinerea*
3. Northern rose azalea, *Rhododendron nudiflorum var. roseum*
4. Hobblebush, *Viburnum alnifolium*
5. Long Beech Fern, *Phegopteris connectilis (Thelypteris phegopteris)*
6. Straw sedge, *Carex straminea*
7. Water avens, *Geum rivale*
8. Tall St. John's wort, *Hypercium majus*
9. Swamp oats, *Sphenopholis pensylvanica*
10. Shining ladies'-tresses, *Spiranthes lucida*
11. Arbor Vitae, *Thuja occidentalis*
12. American Chestnut, *Castanea dentate*

Table 3-2. Rare Species List (continued)

D. State Species of Concern

1. Pygmy shrew, *Sorex hovi*
2. Star-nosed mole, *Condylura cristata*
3. Woodland jumping mouse, *Napaeozapus insignis*
4. Sharp-shinned hawk, *Accipiter striatus*
5. Marsh wren, *Cistothorus palustris*
6. Henslow's sparrow, *Ammodramus henslowii*
7. Cerulean warbler, *Dendroica cerulea*
8. Prothonotary warbler, *Protonotaria citrea*
9. Bobolink, *Dolichonyx oryzivorus*
10. Northern bobwhite, *Colinus virginianus*
11. Common moorhen, *Gallinula chloropus*
12. Great egret, *Ardea alba* (migrant)
13. Sora, *Porzana carolina*
14. Virginia Rail, *Rallus limicola*
15. Creek heelsplitter, *Lasmigona compressa*
16. Eastern box turtle, *Terrapene carolina*
17. Four-toed Salamander, *Hemidacrylium scuta/um*
18. *Stenonema ithica* (mayfly)
19. *Apamea mixta* (moth)
20. *Brachylomia algens* (moth)
21. Sedge wren, *Cistothorus platensis*

E. State Special Interest

1. Canada warbler, *Wilsonia canadensis*
2. Little blue heron, *Egretta caerula*
3. Magnolia warbler, *Dendroica magnolia*
4. Northern waterthrush, *Seiurus noveboracensis*
5. Winter wren, *Troglodytes troglodytes*
6. Back-throated blue warbler, *Dendroica caerulescens*
7. Brown creeper, *Certhia americana*
8. Mourning warbler, *Oporornis philadelphia*
9. Pine siskin, *Carduelis pinus*
10. Purple finch, *Carpodacus purpureus*
11. Red-breasted nuthatch, *Sitta canadensis*
12. Golden-crowned kinglet, *Regulus satrapa*
13. Blackburnian warbler, *Dendroica fusca*
14. Blue grosbeak, *Guiraca caerulea*
15. Common snipe, *Gallinago gallinago*
16. American wigeon, *Anas americana*
17. Gadwall, *Anas strepera*
18. Green-winged teal, *Anas crecca*
19. Northern shoveler, *Anas clypeata*
20. Redhead duck, *Aytya americana*
21. Ruddy duck, *Oxyura jamaicensis*

NOTE: There are currently no federally listed species or critical habitat on CRJMTC property. There are a few species currently under federal observation for listing, but none listed.

3.7 PRELIMINARY CONCEPTUAL SITE MODEL

A CSM was developed in the *Performance-Based Acquisition 2008 Supplemental Investigation Sampling and Analysis Plan Addendum No. 1* (herein referred to as the PBA08 SAP) (USACE 2009a) to develop sampling rationales and data quality objectives (DQOs) for the PBA08 RI. The preliminary CSM included a description of primary (active) and secondary (e.g., residual contaminants in soil) contaminant sources, migration pathways, contaminant discharge points, and potential receptors based on operational history and prior investigations. This preliminary CSM, summarized below, is further refined in Section 8.0 to integrate results of the contaminant nature and extent evaluation, fate and transport modeling, and the HHRA and ERA presented in this PBA08 RI.

3.7.1 Contaminant Sources

No primary contaminant sources (e.g., pink water discharge) remain at the Building 1200 AOC; all operations were discontinued in 1971, and remaining infrastructure was removed in 2005. Secondary sources (contaminated media) identified in previous investigations and further characterized during the PBA08 RI are further described below and include soil, sediment, and surface water.

3.7.1.1 Soil

Based on previous characterization, contaminated surface soil adjacent to the former operations area and the overflow area southeast of the former settling pond is a potential secondary source of contamination. Previous analyses of surface soil data identified the presence of inorganic chemicals and a limited number of explosives and PAHs. No subsurface soil samples were collected prior to the PBA08 RI.

3.7.1.2 Sediment

Sediment within portions of the drainage ditch and former settling pond represents a potential secondary source, as well as a receptor medium for contaminants directly discharged during operations or eroded or leached from soil and transported by storm runoff. Operational data indicate the lower reaches of the ditch leading from the former operations area and former settling pond represent the most likely locations where contaminants may have accumulated. Previously detected contaminants in sediment that exceeded facility-wide background concentrations and/or ESVs include beryllium, mercury, gamma-BHC, acetone, and nitrocellulose.

3.7.1.3 Surface Water

The lower reaches of the drainage ditch and former settling pond contain water on a seasonal or intermittent basis during precipitation events and periods of snow melt. Overland flow associated with storm events generally follows the topography of the AOC, draining towards the pond. Previously detected contaminants in surface water include inorganic chemicals, explosives, and a limited number of SVOCs and VOCs. Analytical data from historical surface water samples

identified RDX in water collected from the lower reaches of the drainage ditch leading to the former settling pond, but no explosives were identified above screening levels in the former settling pond. Although intermittent in nature, surface water within the drainage ditch and former settling pond may be a potential secondary source of contamination to groundwater through infiltration. Surface water is also a periodic transport mechanism for the migration of residual contaminants from the former operations area to the former settling pond and into the discharge area from the pond.

3.7.1.4 Groundwater

The Building 1200 AOC hydrologic setting is discussed in Section 3.4.2 and illustrated in Figure 3-1. In January 2010, water level elevations at the AOC ranged from 981.6 – 990.76 ft amsl (Figure 3-1).

Previous groundwater sampling results at the Building 1200 AOC indicate the presence inorganic chemicals as COPCs. Groundwater discharge to surface water features (e.g., via base flow to streams or springs) does not occur within the AOC boundary. Groundwater was not sampled or evaluated as part of the PBA08 RI. Groundwater will be evaluated as an individual AOC for the entire facility (designated as RVAAP-66) and will be evaluated through the CERCLA process in a separate report.

3.7.2 Migration Pathways

Two general contaminant migration pathways are identified based on AOC characteristics and historical data. Surface water represents a periodic mechanism for the lateral migration of residual contaminants from surface soil within the former operations area to the former settling pond and into the discharge area from the pond. Contaminants in surface water may migrate in a dissolved phase or be adsorbed to particulates and re-suspended during periods of heavy runoff. Leaching of soil contaminants to groundwater (vertical migration), with subsequent lateral migration, is also a potential migration pathway. Modeling of contaminant leaching from soil sources and transport via groundwater is included in this RI; however, a full evaluation of the groundwater pathway will be addressed under a separate report.

3.7.3 Contaminant Discharge Points

Surface water discharge from the former settling pond is diffuse and enters into a heavily wooded area to the south of the pond. The nearest defined surface water conveyance (large ditch line or tributary flowing southwest to Sand Creek) lies approximately 1,000 ft to the southeast of the former settling pond discharge area (Figure 3-1). The closest identified potential discharge point for groundwater, based on available potentiometric data, is a tributary to Eagle Creek that lies approximately 4,100 ft to the east of the Building 1200 AOC.

3.7.4 Potential Receptors

Potential human health and ecological receptors for the Building 1200 AOC, based on current land use, Reasonable and Anticipated Future Land Use (RAFLU), and present-day ecological resources,

are discussed in Section 3.6. The current potential for human exposure to potential contaminants associated with this AOC is mitigated by inactivity at the AOC, the absence of permanent residents within RVAAP, and facility access and security controls to deter unauthorized entry. However, current land use and RAFLU at RVAAP includes the potential for human receptor exposure. In addition, terrestrial and aquatic receptors are present in the AOC vicinity. Therefore, an HHRA and ERA are included as part of the PBA08 RI, and the results are integrated into the updated CSM presented in Section 8.0.

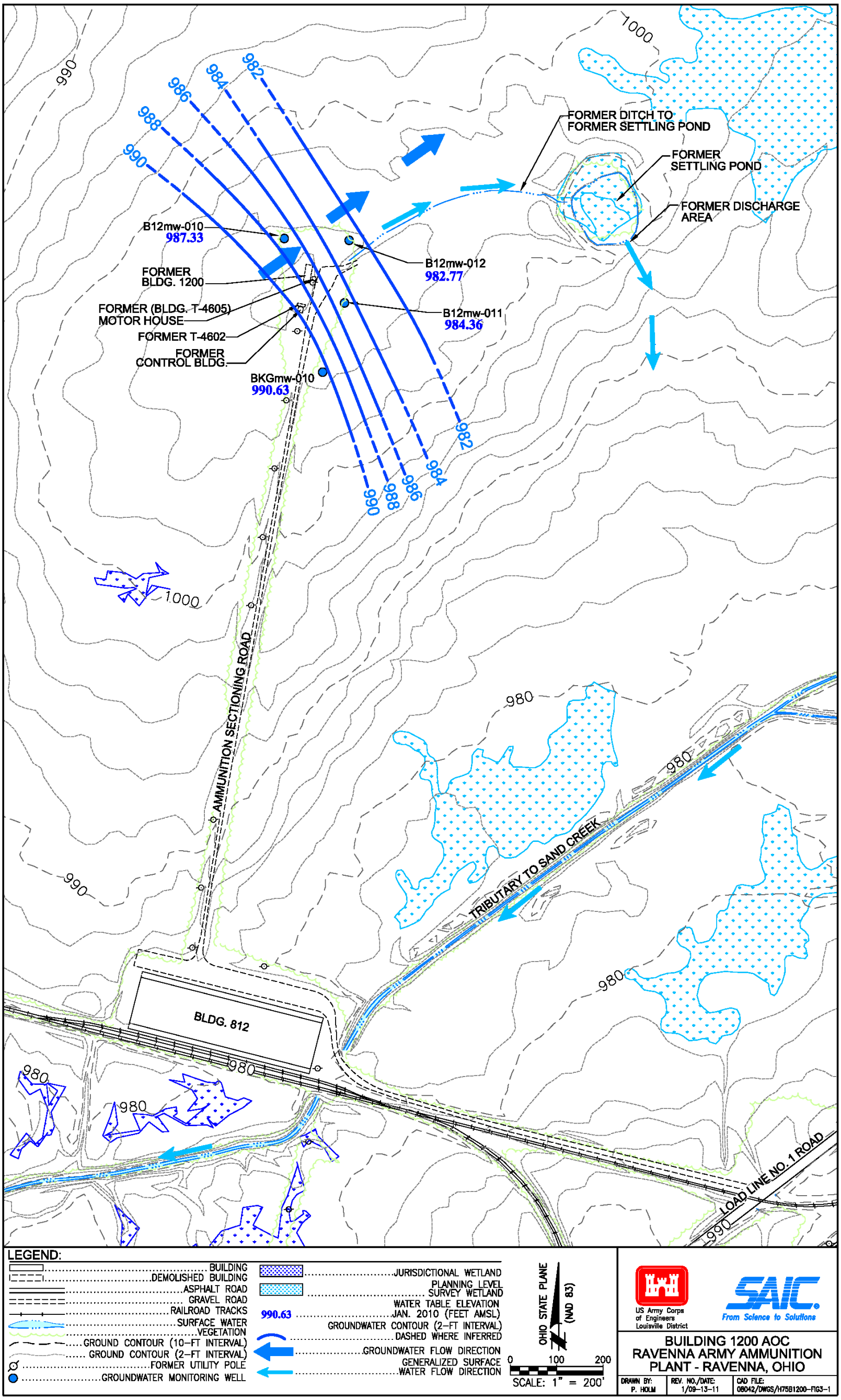

Figure 3-1. Topography, Groundwater Flow, and Surface Water Flow

THIS PAGE INTENTIONALLY LEFT BLANK.

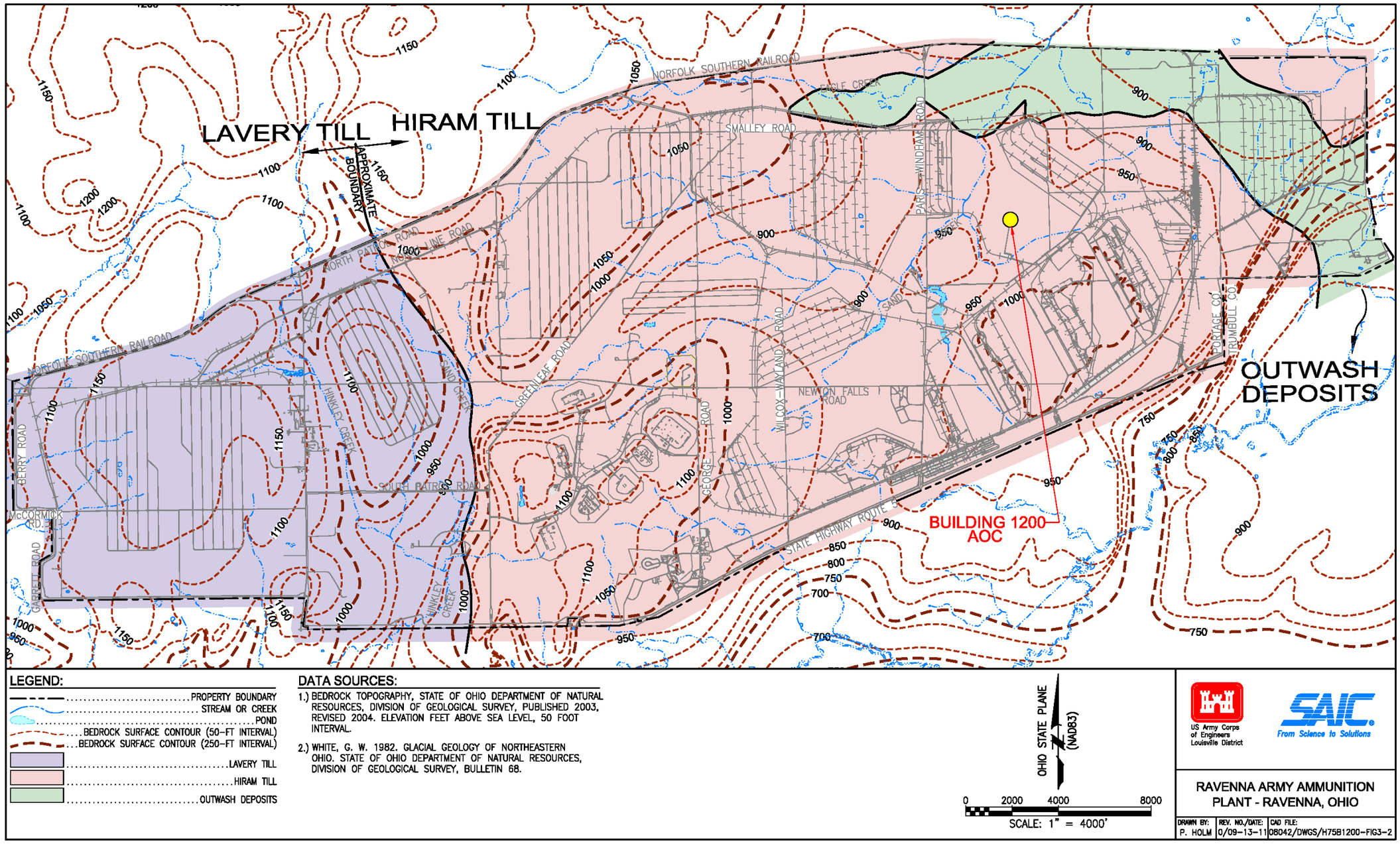

Figure 3-2. Geologic Map of Unconsolidated Deposits on RVAAP/Camp Ravenna

THIS PAGE INTENTIONALLY LEFT BLANK.

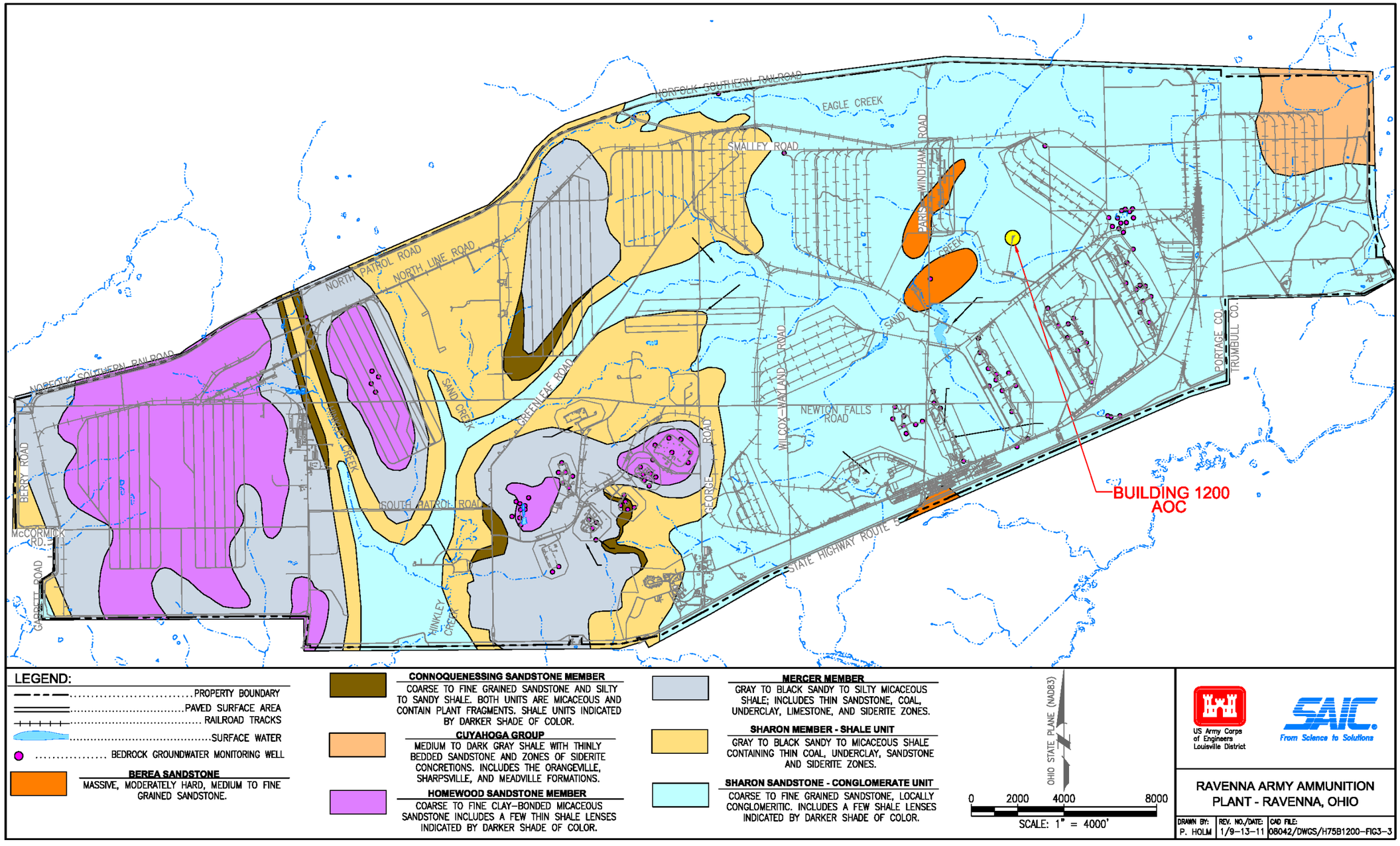

Figure 3-3. Geologic Bedrock Map and Stratigraphic Description of Units on RVAAP/Camp Ravenna

THIS PAGE INTENTIONALLY LEFT BLANK.

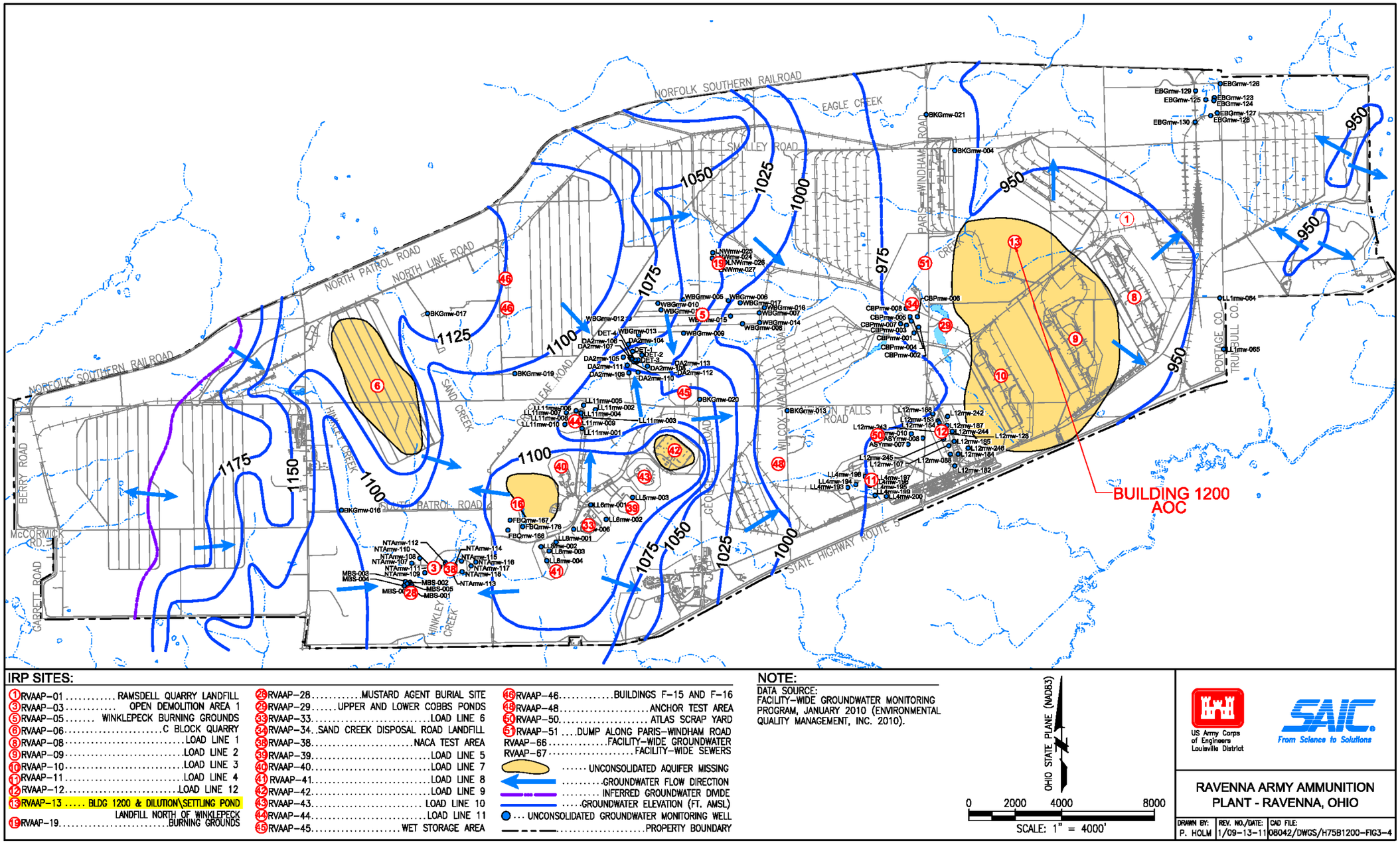

Figure 3-4. Potentiometric Surface of Unconsolidated Aquifer at RVAAP/Camp Ravenna

THIS PAGE INTENTIONALLY LEFT BLANK.

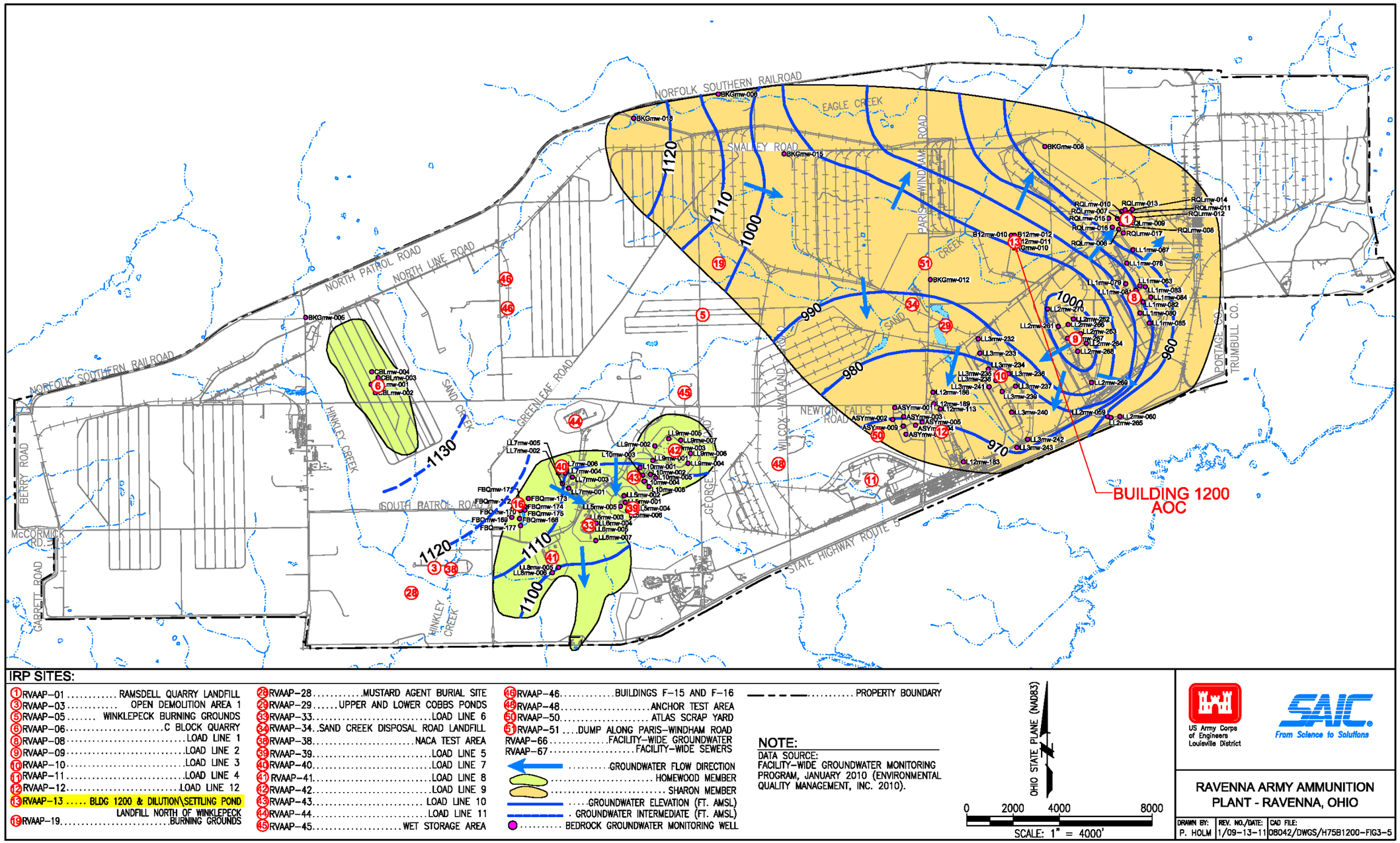

IRP SITES:

- (1) RVAAP–01 ..... RAMSDELL QUARRY LANDFILL
- (3) RVAAP–03 ..... OPEN DEMOLITION AREA 1
- (5) RVAAP–05 ..... WINKLEPECK BURNING GROUNDS
- (6) RVAAP–06 ..... C BLOCK QUARRY
- (8) RVAAP–08 ..... LOAD LINE 1
- (9) RVAAP–09 ..... LOAD LINE 2
- (10) RVAAP–10 ..... LOAD LINE 3
- (11) RVAAP–11 ..... LOAD LINE 4
- (12) RVAAP–12 ..... LOAD LINE 12
- (13) RVAAP–13 ..... BLDG 1200 & DILUTION\SETTLING POND
- LANDFILL NORTH OF WINKLEPECK
- (19) RVAAP–19 ..... BURNING GROUNDS
- (28) RVAAP–28 ..... MUSTARD AGENT BURIAL SITE
- (29) RVAAP–29 ..... UPPER AND LOWER COBBS PONDS
- (33) RVAAP–33 ..... LOAD LINE 6
- (34) RVAAP–34 ..... SAND CREEK DISPOSAL ROAD LANDFILL
- (38) RVAAP–38 ..... NACA TEST AREA
- (39) RVAAP–39 ..... LOAD LINE 5
- (40) RVAAP–40 ..... LOAD LINE 7
- (41) RVAAP–41 ..... LOAD LINE 8
- (42) RVAAP–42 ..... LOAD LINE 9
- (43) RVAAP–43 ..... LOAD LINE 10
- (44) RVAAP–44 ..... LOAD LINE 11
- (45) RVAAP–45 ..... WET STORAGE AREA
- (46) RVAAP–46 ..... BUILDINGS F–15 AND F–16
- (48) RVAAP–48 ..... ANCHOR TEST AREA
- (50) RVAAP–50 ..... ATLAS SCRAP YARD
- (51) RVAAP–51 ..... DUMP ALONG PARIS–WINDHAM ROAD
- RVAAP–66 ..... FACILITY–WIDE GROUNDWATER
- RVAAP–67 ..... FACILITY–WIDE SEWERS
- ..... GROUNDWATER FLOW DIRECTION
- ..... HOMEWOOD MEMBER
- ..... SHARON MEMBER
- ..... GROUNDWATER ELEVATION (FT. AMSL)
- ..... GROUNDWATER INTERMEDIATE (FT. AMSL)
- ..... BEDROCK GROUNDWATER MONITORING WELL
- ..... PROPERTY BOUNDARY

NOTE:
DATA SOURCE:
FACILITY–WIDE GROUNDWATER MONITORING PROGRAM, JANUARY 2010 (ENVIRONMENTAL QUALITY MANAGEMENT, INC. 2010).

OHIO STATE PLANE (NAD83)

0 2000 4000 8000
SCALE: 1" = 4000'

US Army Corps of Engineers Louisville District

SAIC From Science to Solutions

RAVENNA ARMY AMMUNITION PLANT - RAVENNA, OHIO

DRAWN BY:	REV. NO./DATE:	CAD FILE:
P. HOLM	1/09–13–11	08042/DWGS/H75B1200–FIG3–5

Figure 3-5. Potentiometric Surface of Bedrock Aquifers at RVAAP/Camp Ravenna

THIS PAGE INTENTIONALLY LEFT BLANK.

4.0 STUDY AREA INVESTIGATION

This section presents the methods used for the development of DQOs, field data collection, analytical data management, and laboratory programs for the PBA08 RI at the Building 1200 AOC. The PBA08 RI was implemented in accordance with the PBA08 SAP to provide supplemental data to the historical data available for the AOC and support the development of this RI/FS report. The results of the PBA08 RI sampling are combined with the results of previous sampling events to evaluate the nature and extent of contamination, examine contaminate fate and transport, conduct risk assessments, and evaluate potential remedial alternatives.

As presented in Section 2.2.3, there have been several investigations at the AOC, including the Characterization of the 14 AOCs. The Characterization of 14 AOCs contained an HHRS and ERS that identified chemicals exceeding facility-wide background concentrations and/or USEPA Region 9 Residential PRGs. To develop the PBA08 SAP and establish PBA08 RI DQOs, an initial screening approach was used to focus the PBA08 RI on 1) specific chemicals and 2) areas requiring further assessment of nature and extent of contamination (Section 3.2.2 of the PBA08 SAP).

The screening approach presented in the PBA08 SAP compared sample results from previous investigations at the AOC to chemical-specific facility-wide cleanup goals (FWCUGs) for the Resident Farmer Adult, Resident Farmer Child, and National Guard Trainee at the 1E-06 cancer risk level and non-carcinogenic risk Hazard Quotient (HQ) of 0.1. The most protective of the FWCUGs for the three potential receptors are referred to as "screening criteria" in Table 4-1. Previous results were also compared to FWCUGs at the higher target risk (TR) of 1E-05 and HQ of 1.0 to facilitate the identification of potential source areas that may require additional sampling to refine the extent of contamination. Table 4-1 lists historical sample results with detected chemical concentrations exceeding screening criteria requiring further investigation in this RI, as well as the minimum and maximum detected concentrations (MDCs). These chemicals and any additional chemicals detected in samples collected during the PBA08 RI are further evaluated in this report.

Table 4-1. Chemicals Detected at Concentrations above Screening Criteria in Previous Investigations

Medium	Analyte	Units	Frequency of Detection	Minimum Detection	Maximum Detection	Screening Criteria[a]
Surface Soil[b]	Aluminum	mg/kg	19/19	8020	30000	17700
	Chromium	mg/kg	19/19	11.00	33.00	17.4
	Cobalt	mg/kg	13/13	1.30	15.00	10.4
	Manganese	mg/kg	19/19	112.00	4100.00	1450
	Thallium	mg/kg	2/13	0.93	1.50	0.61
	RDX	mg/kg	2/19	0.13	13.00	8
	Benzo(a)pyrene	mg/kg	2/3	0.01	0.16	0.022
	Dibenz(a,h)anthracene	mg/kg	1/3	0.05	0.05	0.022
Subsurface Soil	Not sampled	--	--	--	--	--

Table 4-1. Chemicals Detected at Concentrations above Screening Criteria in Previous Investigations (continued)

Medium	Analyte	Units	Frequency of Detection	Minimum Detection	Maximum Detection	Screening Criteria[a]
Sediment[b]	Aluminum	mg/kg	6/6	10000	15000	13900
	Chromium	mg/kg	6/6	15.0	18.9	18.1
	Thallium	mg/kg	1/4	1.4	1.4	0.89
Surface Water	Manganese	mg/L	3/3	0.4800	4.5000	0.63
	Thallium	mg/L	1/3	0.0015	0.0015	0.0012
	RDX	mg/L	3/3	0.0028	0.0420	0.015
	Bis(2-ethylhexyl)phthalate	mg/L	1/3	0.0045	0.0045	0.0035

This table was generated using data from the following reports: *Phase I Remedial Investigation Report for High-Priority Areas of Concern* (USACE 1998) and the *Characterization of 14 AOCs* (MKM 2007).
[a]Screening criteria are the lower of the FWCUGs for the Resident Farmer Adult, Resident Farmer Child, and National Guard Trainee based on hazard index (HI) =0.1 or Target Risk=1E-06.
[b]Sediment samples B12sd-003 through B12sd-008 were reclassified as soil samples to create this table during the development of the PBA08 SAP. Since then it has been determined that these samples are in fact sediment and not soil. Sample locations; B12ss-001 and 002 and B12sd-003 through 009 were presented inaccurately on Figures C-1 through C-3. The actual location of these sample locations is approximately 180 ft north of the location presented in the PBA08 SAP.
AOC = Area of Concern
PBA08 SAP = Performance-Based Acquisition 2008 Sampling and Analysis Plan
RDX = hexahydro-1,3,5-trinitro-1,3,5-triazine
-- Not applicable

Representatives of RVAAP, Ohio EPA, USACE Louisville, and Camp Ravenna reviewed and approved the PBA08 RI sample locations as part of the approval process for the PBA08 SAP in December 2009. The PBA08 RI, conducted in February 2010 through April 2010, included the collection of surface soil and subsurface soil using discrete and ISM sampling techniques. Surface water and sediment samples were not collected as part of the PBA08 RI. No groundwater samples were collected during the PBA08 RI. Groundwater will be evaluated as an individual AOC for the entire facility (designated as RVAAP-66) and addressed in a separate report. The following sections describe the rationale and method of sample collection for each component of the field investigation.

4.1 SOIL AND VADOSE ZONE CHARACTERIZATION

Soil samples were collected at the AOC to assess contaminant occurrence and distribution in surface and subsurface soil. All PBA08 RI and historical sample locations used in this RI are presented on Figure 4-1.

4.1.1 Surface Soil Sampling Rationale and Methods

Surface soil samples collected during the PBA08 RI at the Building 1200 AOC were collected using discrete and ISM sampling techniques. Three ISM samples were collected to further define the extent of previously identified surface soil contamination (Figure 4-1). Samples B12ss-036M and B12ss-038M were collected to delineate the lateral extent of contamination detected in previously collected

ISM samples. Sample B12ss-037M was collected to complete characterization of the former drainage ditch leading to the former settling pond. These samples were analyzed for TAL metals, explosives, and PAHs; 15% (one sample) was analyzed for the RVAAP full-suite analytes [i.e., TAL metals, explosives, propellants (nitrocellulose and nitroguanidine), SVOCs, VOCs, PCBs, and pesticides]. Table 4-2 presents the specific rationale for each surface soil sample collected for the PBA08 RI at the Building 1200 AOC.

For the PBA08 RI, the corners of each of the designated ISM sampling areas were located using a digital global positioning system (GPS) and were marked using wooden stakes. Sampling crews selected aliquot locations by walking over the entire ISM sampling area and randomly marking the requisite number of points using flagging. No less than 30 aliquots for each ISM sample were collected. Aliquot locations were selected in the field and were not predetermined using a random grid. Approximately equal sample volume aliquots were collected from a depth of 0-1 ft using a 5/8-inch diameter push tube. A soil description was completed for each ISM sample and all logs are included in Appendix A.

All aliquots collected from a given ISM sample area were combined in a labeled container for transport to the laboratory in accordance with the PBA08 SAP. At the laboratory, the sample was air-dried, sieved, and ground for specified non-volatile chemical analyses.

One quality control (QC) field duplicate and one quality assurance (QA) split sample were collected to satisfy the QA/QC requirements of 10% frequency for surface soil samples. The QC field duplicate sample was submitted to the laboratory as "blind" and was used to determine whether the field sampling technique was reproducible and as an indicator of sample heterogeneity. The QA split sample was sent to a USACE QA laboratory for independent analysis and evaluation of analytical results obtained by the primary laboratory.

QA and QC samples were collected as replicate ISM samples, requiring three separate soil ISM samples from the same area. The QA and QC samples were collected from a set of 30 aliquot locations positioned adjacent to the location used for the initial ISM sample. Aliquots for QA and QC samples were collected in separate stainless steel bowls, individually homogenized, and placed into separate, labeled containers.

The ISM was not utilized for samples collected for VOC analysis because the air drying, mixing, and sieving of aliquots required by the method could result in the loss of VOCs from the sample. For ISM sample areas designated for VOC analysis, one discrete sample was collected from a depth of 0-1 ft within the ISM sample area using the bucket hand auger method as described in the PBA08 SAP. The specific location of the discrete sample was randomly chosen. Soil portions designated for VOC analyses were not homogenized in the field but were placed directly in the sample container and compacted to zero headspace.

In addition to the ISM samples collected, three discrete chromium speciation samples were collected to evaluate the potential contribution of hexavalent chromium to the total chromium concentrations.

Chromium speciation soil samples were collected 0-1 ft bgs, in accordance with the bucket hand auger method described in Section 4.5.2.1.1 of the *Facility-Wide Sampling and Analysis Plan* (USACE 2001a) (herein referred to as the FWSAP). An updated version of the FWSAP was developed in February 2011 and approved by the Ohio EPA; however, the PBA08 RI was implemented prior to approval of this updated version. Two samples were collected from areas previously identified as having elevated total chromium concentrations and one sample was collected from an area previously identified as having a total chromium concentration near background concentrations. Field duplicate samples were not collected for chromium speciation samples. A sample log, including soil description, was completed for each sample, and all logs are included in Appendix A.

Following collection of the discrete surface soil samples, excess soil was designated as investigation-derived waste (IDW) and placed in lined, labeled 55-gal drums that were sealed after use and staged at Building 1036. Investigation-derived waste practices for all media are discussed in Appendix F. Hand-auger borings were backfilled to the ground surface with dry bentonite chips and hydrated with the project approved potable water.

Table 4-2. PBA08 RI Surface Soil Sampling Rationale

Sample Type	Depth (ft bgs)	Location	Sample	Date Sampled	Comments/Rationale
ISM	0-1	B12ss-036M	B12ss-036M-5038-SO	2/16/2010	Delineate screening criteria exceedance of historical location.
ISM	0-1	B12ss-037M	B12ss-037M-5039-SO	2/16/2010	Characterize area previously not sampled.
ISM	0-1	B12ss-037M	B12ss-037M-6049-FD	2/16/2010	QA/QC
ISM	0-1	B12ss-038M	B12ss-038M-5040-SO	2/16/2010	Delineate screening criteria exceedance of historical location. Sampled for RVAAP full-suite analytes.
Discrete	0-1	B12ss-033	B12ss-033-5041-SO	2/16/2010	Chromium Speciation-Previous Cr result represents elevated Cr concentration.
Discrete	0-1	B12ss-034	B12ss-034-5042-SO	2/16/2010	Chromium Speciation-Previous Cr result represents elevated Cr concentration.
Discrete	0-1	B12ss-035	B12ss-035-5043-SO	2/16/2010	Chromium Speciation-Previous Cr result represents Cr near background concentration.

bgs = below ground surface
Cr = Total Chromium
ISM = Incremental Sampling Methodology
PBA08 RI = Performance-Based Acquisition 2008 Remedial Investigation
QA/QC = Quality Assurance/Quality Control
RVAAP = Ravenna Army Ammunition Plant

4.1.2 Subsurface Soil Sampling Rationale and Methods

Ten subsurface soil samples were collected from five boring locations to delineate the vertical extent of contamination (Figure 4-1). These locations included:

- Three borings (B12sb-027, B12sb-028, and B12sb-032) within or adjacent to previous surface soil ISM samples where chemical concentrations exceeded screening criteria;

- One boring (B12sb-031) in the former settling pond where infiltration may have carried contamination downward; and

- One boring (B12sb-030) in an area not previously investigated to confirm the absence of contamination.

Each soil boring consisted of two sample intervals: 0-1 ft bgs and 1 ft to bedrock refusal. All samples were analyzed for TAL metals, explosives, and PAHs with 15% (two) of samples analyzed for the RVAAP full-suite analytes [i.e., TAL metals, explosives, propellants (nitrocellulose and nitroguanidine), SVOCs, VOCs, PCBs, and pesticides]. One QC field duplicate and one QA split sample were collected to satisfy the QA/QC sample requirements of 10% frequency for subsurface soil samples.

Table 4-3 presents the specific rationale for each subsurface soil sample collected for the PBA08 RI at the Building 1200 AOC.

All subsurface soil samples were collected at a discrete sample location and a predetermined sample interval as presented in PBA08 SAP. All subsurface samples, except VOCs, were collected by homogenizing the predetermined sample interval as described in the FWSAP and PBA08 SAP. Samples were collected in each subsurface soil boring location at 0-1 ft (surface soil) and 1 ft bgs to (approximately) 3 ft bgs. The samples collected from each interval were submitted for laboratory analysis. Subsurface soil borings were completed by direct push technology (DPT) using a Geoprobe® and/or hand auger to a maximum sampling depth of 3.0 ft bgs due to bedrock refusal. Soil samples collected using the Geoprobe® were collected in a single use acetate liner. A lithologic soil description was completed for each soil boring and is included in Appendix A.

Two geotechnical samples were planned to collect physical soil characterization data to support fate and transport modeling; however, bedrock was encountered at approximately 3 ft bgs at the AOC. Therefore, only one geotechnical sample as collected. A pilot boring was installed with a Geoprobe® to a depth of 2.5 ft bgs to lithologically characterize the soil and determine the appropriate geotechnical sample intervals (Appendix A). The geotechnical sample location was offset from the pilot boring and drilled with hollow stem auger attachments. The geotechnical sample was collected through the hollow stem augers directly into a Shelby tube. The Shelby tube was collected from 0.4 to 2.3 ft bgs, directly above the bedrock observed in the pilot boring. The Shelby tube was sealed with wax, capped, and submitted for laboratory geotechnical analysis for porosity, bulk density,

moisture content, total organic carbon, grain size fraction analysis, and permeability. Laboratory analytical results for geotechnical samples are presented in Appendix D. Field duplicate samples were not collected for geotechnical samples.

Following collection of the samples, excess soil was designated as IDW and placed in lined, labeled 55-gal drums that were sealed after use and staged at Building 1036. IDW practices for all media are discussed in Appendix F. Subsurface borings were backfilled to the ground surface with dry bentonite chips and hydrated with approved potable water.

Table 4-3. PBA08 RI Subsurface Soil Sampling Rationale

Sample Type	Depth (ft bgs)	Location	Sample	Date Sampled	Comments/Rationale
Discrete	0-1	B12sb-027	B12sb-027-5083-SO	2/23/2010	Define vertical extent of previously identified surface contamination. Bedrock encountered at 3 ft bgs.
Discrete	1-3		B12sb-027-5084-SO	2/23/2010	
NS	4-7		B12sb-027-5085-SO	NS	
NS	7-13		B12sb-027-5086-SO	NS	
Discrete	0-1	B12sb-028	B12sb-028-5087-SO	2/23/2010	Define vertical extent of previously identified surface contamination. Bedrock encountered at 3 ft bgs. Sampled for RVAAP full-suite analytes
Discrete	1-3		B12sb-028-5088-SO	2/23/2010	
NS	4-7		B12sb-027-5089-SO	NS	
NS	7-13		B12sb-027-5090-SO	NS	
Discrete	0.5-2.3	B12sb-029	B12sb-029-5091-SO	2/23/2010	Geotechnical sample
Discrete	0-1	B12sb-030	B12sb-030-5093-SO	2/23/2010	Confirm absence of contamination in an area not previously sampled. Bedrock encountered at 2.8 ft bgs.
Discrete	1-2.8		B12sb-030-5093-SO	2/23/2010	
NS	4-7		B12sb-027-5094-SO	NS	
NS	7-13		B12sb-027-5095-SO	NS	
Discrete	0-1		B12sb-030-6076-FD	2/23/2010	QA/QC
Discrete	0-1		B12sb-030-6078-QA	2/23/2010	
Discrete	0-1	B12sb-031	B12sb-031-5097-SO	2/23/2010	Define vertical extent of contamination from the former settling pond. Bedrock encountered at 1.8 ft bgs. Water present in settling pond during sampling, so the 0-1 ft bgs sample interval was classified as sediment.
Discrete	1-1.8		B12sb-031-5098-SO	2/23/2010	
NS	4-7		B12sb-031-5099-SO	NS	
NS	7-13		B12sb-032-5100-SO	NS	
Discrete	0-1	B12sb-032	B12sb-032-5101-SO	2/23/2010	Define vertical extent of former exceedance. Bedrock encountered at 2.8 ft bgs.
Discrete	1-2.8		B12sb-032-5102-SO	2/23/2010	
NS	4-7		B12sb-032-5103-SO	NS	
NS	7-13		B12sb-032-5104-SO	NS	

bgs = below ground surface
NS= not sampled due to refusal
PBA08 RI = Performance-Based Acquisition 2008 Remedial Investigation
QA/QC = Quality Assurance/Quality Control
RVAAP = Ravenna Army Ammunition Plant

4.2 SURFACE WATER AND SEDIMENT CHARACTERIZATION

The Building 1200 AOC includes two drainage areas: the drainage ditch leading from the former operations area to the former settling pond, and the former discharge area southeast of the former settling pond. The former discharge area southeast of the former settling pond is generally dry and contains water only following rainfall or snow melt; therefore, samples collected from this area are classified as surface soil based on RVAAP standardized definitions of wet and dry sediment (i.e., surface soil). No additional surface water samples were collected during the PBA08 RI.

These drainage areas and the former settling pond do not discharge to any other surface water bodies and contain water only seasonally. Previous sampling of the drainage ditch and former settling pond has defined the lateral extent of contamination. A soil boring was advanced through the bottom of the former settling pond to delineate the vertical extent of contamination in subsurface soil. Ice was present in the former settling pond at the time of this soil boring and the sample collected from the 0-1 ft interval of this soil boring is defined as a discrete sediment sample per the RVAAP definition of wet and dry sediment. No other samples were collected of these media during the PBA08 RI.

4.3 ASBESTOS INSPECTION

A visual inspection for asbestos-containing material (ACM) was performed at Building 1200 in September 2011 by an Asbestos Hazard Evaluation Specialist. The Asbestos Visual Inspection Report is in Appendix A. The Asbestos Hazard Evaluation Specialist did not identify any visibly discernable ACM at the AOC. The visual inspection identified a mound near former Building T-4602 that may need further investigation. The estimated height of the mound is approximately 4 ft. Further investigation and potential remediation will be included as part of the remedial alternative selected for this AOC.

4.4 CHANGES FROM THE WORK PLAN

Changes to the PBA08 SAP are documented in field change requests (FCRs) provided in Appendix B. Changes made in the field based on current conditions are not documented on FCRs but on the field sampling logs (Appendix A). Only one change was made to the planned field sampling at the Building 1200 AOC– the geotechnical sample (B12sb-029-5091-SO) planned for collection at location B12sb-029 was moved 20 ft to the east because the original location (a ditch) was filled with water from snowmelt and not accessible with the Geoprobe®. Revised coordinates were recorded on the field sampling log.

4.5 ANALYTICAL PROGRAM OVERVIEW

The following sections describe the analytical program followed during the PBA08 RI.

4.5.1 Data Quality Objectives

Samples were collected and analyzed according to the FWSAP and the PBA08 SAP that were prepared in accordance with USACE and USEPA guidance. The FWSAP and PBA08 SAP outline the organization, objectives, intended data uses, and QA/QC activities to perform in order to achieve the desired DQOs for maintaining the defensibility of the data. Project DQOs were established in accordance with USEPA Region 5 guidance. Requirements for sample collection, handling, analysis criteria, target analytes, laboratory criteria, and data verification criteria for the RI are consistent with USEPA and United States Department of Defense (DoD) requirements. DQOs for this project included analytical precision, accuracy, representativeness, completeness, comparability, and sensitivity for the measurement data. Appendix C presents an assessment of the analytical program objectives.

4.5.2 Quality Assurance and Quality Control

Samples were properly packaged for shipment and transferred by courier to the laboratory for analysis. A signed chain-of-custody record (included in Appendix D) with sample numbers and locations was enclosed with each shipment. When transferring the possession of samples, the individuals relinquishing and receiving the samples signed, dated, and noted the time on the record. All shipments were in compliance with applicable U.S. Department of Transportation (USDOT) regulations for environmental samples.

QA/QC samples for this project included field blanks, trip blanks, QC field duplicates, QA split samples, laboratory method blanks, laboratory control samples (LCS), laboratory duplicates, and matrix spike/matrix spike duplicate (MS/MSD) samples. Table 4-4 presents a summary of QA/QC samples utilized during the PBA08 RI and how each sample type was used to support the quality of the analytical data. Evaluation of QA/QC samples and their contribution to documenting the project data quality is provided in Appendix C.

Table 4-4. Summary of PBA08 RI QA/QC Samples

Sample Type	Rationale
Field Blank	Analyzed to determine contamination in source material that may contribute to sample contamination
Trip Blank	Analyzed to assess the potential for cross contamination of samples due to contaminant interference during sample shipment and storage
Field Duplicate	Analyzed to determine sample heterogeneity and sampling methodology reproducibility
Equipment Rinsate	Analyzed to assess the adequacy of the equipment decontamination processes for non-dedicated sampling equipment
Laboratory Method Blanks	Analyzed to assess the contamination level in the laboratory preparation and analysis process
Laboratory Duplicate Samples	Analyzed to assist in determining the analytical reproducibility and precision of the analysis for the samples of interest and provide information about the effect of the sample matrix on the measurement methodology
Matrix Spike/Matrix Spike Duplicate	
Laboratory Control Sample	Analyzed to determine the accuracy and precision of the analytical method implemented by the laboratory and to monitor the laboratory's analytical process control
QA Split	Analyzed to provide independent verification of the accuracy and precision of the principal analytical laboratory

PBA08 RI = Performance-Based Acquisition 2008 Remedial Investigation
QA = Quality assurance
QC = Quality control

4.5.3 Field Analyses

No field laboratory analyses (i.e., field explosives testing or ISM processing) were conducted for the PBA08 RI. Field screening for organic vapors was not used to guide sampling or analytical efforts. Organic vapors were monitored in the breathing zone during drilling for health and safety purposes at each subsurface soil boring location.

4.5.4 Laboratory Analyses

Samples collected during the PBA08 RI were analyzed by TestAmerica Laboratories, Inc. (herein referred to as TestAmerica) of North Canton, Ohio and West Sacramento, California as a subcontractor to White Water Associates, Inc., of Amasa, Michigan. Collected QA split samples were analyzed by USACE's contracted QA laboratory, RTI Laboratories, Inc., of Livonia, Michigan. TestAmerica and RTI Laboratories, Inc. are accredited by the DoD Environmental Laboratory Accreditation Program (ELAP).

All analytical procedures were completed in accordance with applicable professional standards, USEPA requirements, government regulations and guidelines, DoD Quality Systems Manual (QSM) Version 3, USACE Louisville District analytical QA guidelines, and specific project goals and requirements. In addition to these standards, strict adherence to the requirements set forth in the FWSAP and PBA08 SAP was required of the analytical laboratories so that conditions adverse to data quality would not arise. Preparation and analyses for chemical parameters were performed according to the methods listed in Table 4-5. Additionally, soil geotechnical analysis for porosity, bulk density, moisture content, grain size fraction, and permeability were performed in compliance with American Society for Testing and Materials (ASTM) test methods.

Table 4-5. Summary of PBA08 RI Preparation and Analytical Procedures

Parameter	Soil and Sediment	
	Preparation	Analysis
Inorganic chemicals	SW-846 3050B	SW-846 6020
Mercury	--	SW-846 7471A
Explosives	--	SW-846 8330B
SVOCs and PAHs	SW-846 3540C	SW-846 8270C
Propellants: Nitrocellulose Nitroguanidine	 -- SW-846 3550A	 353.2 Modified SW-846 8330M
VOCs	SW-846 5030B	SW-846 8260B
Pesticides	SW-846 3540C	SW-846 8081A
PCBs	SW-846 3540C	SW-846 8082
Hexavalent Chromium	SW-846 3060A	SW-846 7196A

PAH = Polycyclic Aromatic Hydrocarbon
PBA08 RI = Performance-Based Acquisition 2008 Remedial Investigation
PCB = Polychlorinated Biphenyl
SVOC = Semi-volatile Organic Compound
VOC = Volatile Organic Compound
-- = Preparation steps included in analytical method

SAIC is the custodian of the project files and will maintain the contents of the files for this investigation, including all relevant records, reports, logs, field notebooks, photographs, subcontractor reports, correspondence, and sample custody forms. These files will remain in a secure area under the custody of the SAIC project manager until they are transferred to USACE, Louisville District and RVAAP at the end of the PBA08 project. Analytical data reports from the project laboratory will be forwarded to the USACE Louisville District laboratory data validation contractor for validation review and QA comparison upon request. White Water Associates, Inc. and TestAmerica will retain all original raw data (both hard copy and electronic) in a secure area under the custody of the laboratory project manager for a minimum of seven years.

4.5.5 Data Review, Verification, and Quality Assessment

Data were produced, reviewed, and reported by the laboratory in accordance with specifications in the PBA08 SAP, the Louisville District analytical QA guidelines, and the laboratory's QA manual.

TestAmerica performed in-house analytical data reduction under the direction of the laboratory project manager and QA officer. These individuals were responsible for assessing data quality and informing SAIC and USACE of any data considered "unacceptable" or which required caution on the part of the data user in terms of its reliability.

Final reports were generated by the laboratory project manager. Data were then delivered to SAIC for data verification. TestAmerica prepared and retained full analytical and QC documentation for the project in both paper copy and electronic storage media (e.g., compact disk), as directed by the analytical methodologies employed. Laboratory reports included documentation verifying analytical holding time compliance.

SAIC performed a systematic process utilizing automated data review (ADR) software for data verification to ensure the precision and accuracy of the analytical data were adequate for their intended use. The ADR outlier reports are included as Attachment 1 to Appendix C. This verification also attempted to minimize the potential of using false-positive or false-negative results in the decision-making process (i.e., to ensure accurate identification of detected versus non-detected chemicals). This approach was consistent with the DQOs for the project and with the analytical methods used for determining COCs and calculating risk. "Definitive Data" were reported consistent with the deliverables identified in the project SAP. These definitive data were then verified through the review process outlined in the project SAP and presented in Appendix C. During the review process, four non-detect antimony soil results were rejected due to poor matrix spike recoveries. These four results comprised only 0.34% of the data for the Building 1200 AOC. Therefore, 99.7% of the data was deemed acceptable for use. Additional results were qualified as estimated, indicating accuracy, precision, or sensitivity was less than desired but adequate for their intended use. The completeness goal for analytical data is 90%, as defined in Tables 3-1 and 3-2 of the FWQAPP. The project achieved this goal by collecting all samples presented in the PBA08 SAP and producing usable results for 99.7% of all samples performed. In addition to the SAIC data review, a 10% validation of all data will be performed by USACE to prove data usability.

THIS PAGE INTENTIONALLY LEFT BLANK.

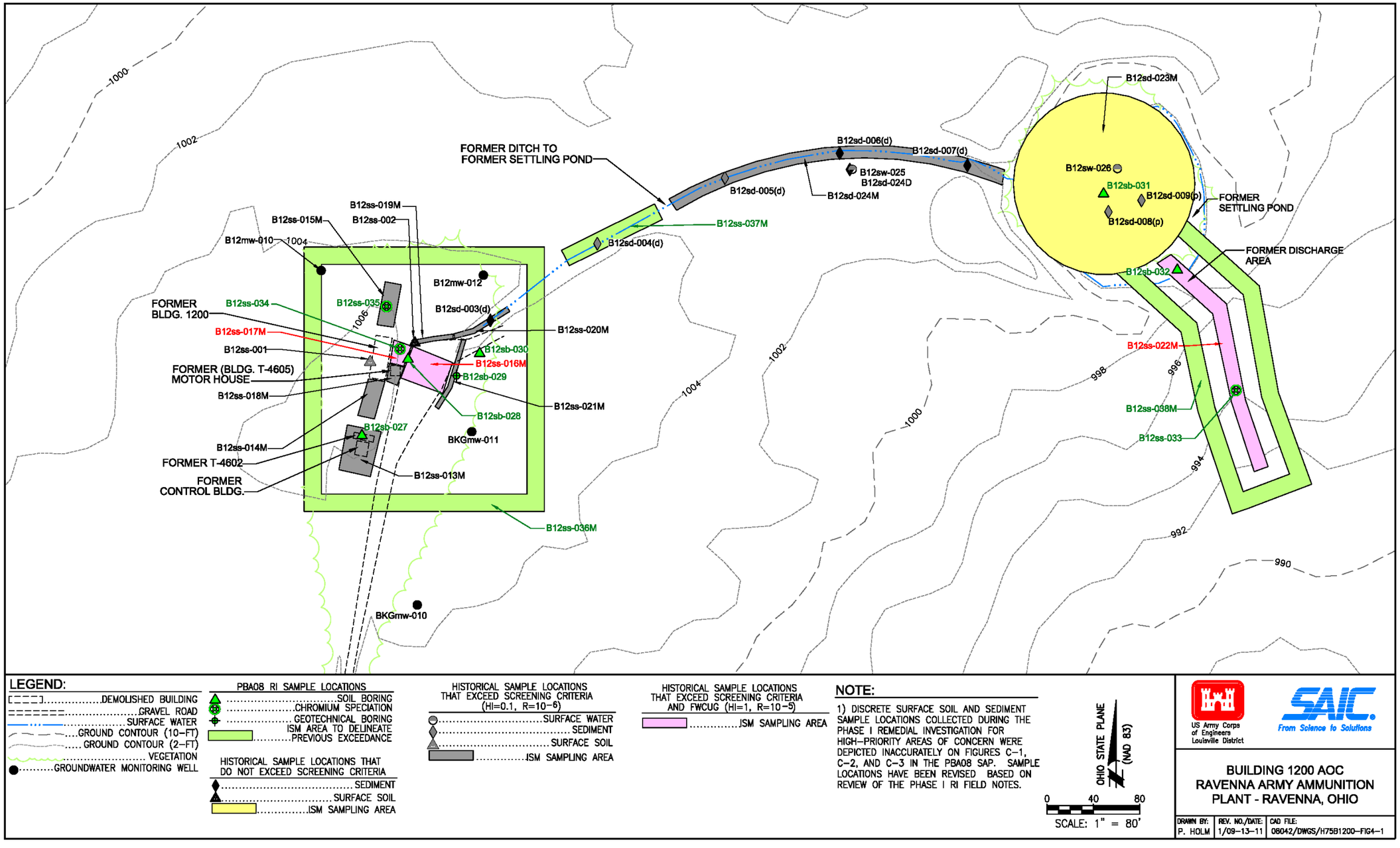

Figure 4-1. PBA08 RI and Historical Sample Locations

THIS PAGE INTENTIONALLY LEFT BLANK.

5.0 NATURE AND EXTENT OF CONTAMINATION

This section presents results of the RI analytical data obtained during the PBA08 RI, the data screening process to identify SRCs indicative of potential impacts from AOC operations, and nature and extent of SRCs in environmental media at the Building 1200 AOC. The data incorporated in this evaluation included samples from previous investigations.

Section 5.1 presents the statistical methods and screening processes used to distinguish constituents present at ambient concentrations (background concentrations) from those present at concentrations that indicate potential impacts related to historical operations within the AOC. Section 5.1 also presents data aggregates based on environmental media, AOC characteristics, and spatial distribution of samples. The nature and extent of contamination in all sampled environmental media is presented in Sections 5.2.2, 5.2.3, 5.2.5, and 5.2.6 [surface soil (discrete and ISM samples) subsurface soil, sediment, surface water]. Each section presents the results of the PBA08 RI, identified SRCs (utilizing historical and current data), and a summary of the nature and extent of SRCs within each environmental media and spatial data aggregates. Summary analytical results are presented in graphical or tabular formats in the sections addressing each data aggregate. Complete analytical results are presented in Appendix D.

5.1 DATA EVALUATION METHOD

Data evaluation methods for the Building 1200 AOC are consistent with those established in the FWCUG Report. These methods were specified in the PBA08 SAP (USACE 2009a). The processes used to evaluate the analytical data involved three general steps: (1) defining data aggregates; (2) data verification, reduction, and screening; and (3) data presentation.

5.1.1 Definition of Aggregates

The Building 1200 AOC data were grouped (aggregated) in two ways for evaluation of contaminant nature and extent, HHRA, and ERA. The initial basic aggregation of data was by environmental media: soil, sediment, and surface water. For each media aggregate, an evaluation was conducted to determine if further aggregation was warranted with respect to AOC characteristics, historical operations, ecological habitat, and potential future remedial strategy and land use (e.g., spatial aggregates). Data for soil were further aggregated based on depth and sample type for consistency with RVAAP human health risk exposure units (EUs) and guidance established in the *Facility-Wide Human Health Risk Assessor Manual* (USACE 2005a) (herein referred to as the FWHHRAM) and FWCUG Report. Data aggregates for evaluating the nature and extent of contamination are as follows:

- Surface Soil (0-1 ft bgs): This medium is evaluated as an AOC-wide aggregate. Further subdivision into spatial aggregates was not warranted due to small size of the AOC, consistent physical characteristics, and limited AOC historical operations.

- Subsurface Soil (> 1 ft bgs): This medium is evaluated as an AOC-wide aggregate on the same basis as surface soil. Due to shallow bedrock beneath the AOC, no subsurface soil samples deeper than 3 ft bgs were collected.

- Sediment: Sediment from the former settling pond and the drainage ditch leading to the former settling pond is also evaluated as an AOC-wide aggregate; however, both ISM and discrete data are available for this medium. It is inappropriate to combine data from these two sample types; therefore, these two sample types are evaluated separately.

- Surface Water: This medium is evaluated as an AOC-wide aggregate. Surface water sampling data is limited to the former settling pond and the lower reaches of the drainage ditch leading to the settling pond and was not divided further into spatial aggregates.

The soil data aggregates are further subdivided to define human health and ecological risk EUs in the risk assessments as discussed in Section 7.0 (e.g., shallow surface soil, deep surface soil, subsurface soil).

5.1.2 Data Verification, Reduction, and Screening

5.1.2.1 Data Verification

Data verification was performed on 19 surface soil, subsurface soil, and sediment samples (including QC duplicates) collected during the PBA08 RI. Analytical results were reported by the laboratory in electronic format and loaded into the REIMS database. As discussed in Section 4.5.5, data verification was performed to ensure all requested data were received and complete. Data qualifiers were assigned to each result based on the laboratory QA review and verification criteria. Results were qualified as follows:

- "U" not detected;
- "UJ" not detected, reporting limit estimated;
- "J" indicates the analyte was positively identified, but the associated numerical value is an approximate concentration of the analyte in the sample; and
- "R" result not usable.

In addition to assigning qualifiers, the verification process also selected the appropriate result to use when re-analyses or dilutions were performed. Where laboratory surrogate recovery data or laboratory QC samples were outside of analytical method specifications, the verification chemist determined whether laboratory re-analysis should be used in place of an original reported result. If the laboratory reported results for both diluted and undiluted samples, diluted sample results were used for those analytes that exceeded the calibration range of the undiluted sample. A complete discussion verification process results is contained in the Data Quality Control Summary Report (Appendix C). The data quality summary report also includes a summary table of the assigned data qualifiers and the accompanying rationale. Independent, third-party validation of 10% of the RI data, and 100% of the USACE QA laboratory data, was performed by a subcontractor to USACE,

Louisville District. Additional qualification of the RI data may be required based on the results of the validation process.

5.1.2.2 Data Reduction

The initial step in the data reduction process to identify SRCs was calculating data summary statistics. Eligible historical and current AOC data were extracted from the database. Results from QC splits and field duplicates, as well as rejected results, were excluded from the data screening process. All analytes having at least one detected value were included in the data reduction process. Summary statistics calculated for each data aggregate included the minimum, maximum, and average (mean) detected values and the proportion of detected results to the total number of samples collected. For calculation of mean detected values, non-detected results were addressed by using one-half of the reported detection limit as a surrogate value during calculation of the mean result for each compound. Nondetected results with elevated detection limits (more than 5x the contract-required detection limit) were excluded from the summary statistics in order to prevent skewing the calculation of mean values.

5.1.2.3 Data Screening

Following reduction, the data were screened to identify SRCs using the processes outlined below. Additional screening of identified SRCs was conducted specifically for the following: (1) the fate and transport evaluation (Section 6.0) to identify CMCOPCs; (2) the HHRA to identify human health COPCs and COCs (Section 7.2); and (3) the ERA to evaluate COPECs (Section 7.3). Figure 5-1 illustrates the screening process to identify SRCs and COPCs at the Building 1200 AOC in accordance with the FWCUG Report. The steps involved in the SRC screening are summarized as follows:

- Data quality assessment – Discussed in Section 4.5.

- Background screening – The MDCs of inorganic chemicals were compared to the RVAAP background concentrations published in *Phase II Remedial Investigation Report for the Winklepeck Burning Grounds* (USACE 2001b). If exceedances above background concentrations occur, the respective inorganic chemicals are retained as SRCs.

- Screening of essential human nutrients – Chemicals considered essential nutrients (e.g., calcium, chloride, iodine, iron, magnesium, potassium, phosphorous, and sodium) are an integral part of the human food supply and are often added to foods as supplements. USEPA recommends these chemicals not be evaluated unless they are grossly elevated relative to background concentrations or would exhibit toxicity at the observed concentrations at an AOC (USEPA 1989). Recommended daily allowance (RDA) and recommended daily intake (RDI) values are available for all of these chemicals. Screening values for receptors ingesting 100 mg of soil per day or 1 L of groundwater per day to meet their RDA/RDI are listed in Table 5-1. In the case of calcium, magnesium, phosphorous, potassium, and sodium, a receptor ingesting 100 mg of soil per day

would receive less than the RDA/RDI value, even if the soil consisted of the pure mineral (i.e., soil concentrations at 1,000,000 mg/kg). Essential nutrients detected at or below their RDA/RDI-based screening levels are eliminated as SRCs.

- Frequency of detection/WOE screening – Chemicals never detected in a given medium were eliminated as SRCs. For chemicals with at least 20 samples and a frequency of detection of less than 5%, a WOE approach was used to determine if the chemical is AOC-related. The WOE evaluated magnitude and location (clustering) of detected results and if the distribution of detected results indicated a potential source of the chemical. If the detected results for a chemical showed: 1) no clustering, 2) concentrations were not substantially elevated relative to detection limit, and 3) the chemical did not have an evident source, the results were considered spurious, and the chemical was eliminated from further consideration. This screen is applied to all organic and inorganic chemicals with the exception of explosives and propellants; all detected explosives and propellants are considered as SRCs regardless of frequency of detection. No frequency-of-detection/WOE screening was performed for soil, surface water, or sediment because fewer than 20 samples are available for these datasets.

All chemicals that were not eliminated during the screening steps were retained as SRCs.

Table 5-1. Recommended Dietary Allowances /Reference Daily Intake Values

Essential Human Nutrient	USDA RDA/RDI[a] Value
Calcium	1000 mg/d
Chloride[b]	3400 mg/d
Iodine	150 µg/d
Iron	8 mg/d
Magnesium	400 mg/d
Potassium[b]	4700 mg/d
Phosphorous	700 mg/d
Sodium[b]	2300 mg/d

[a] Dietary reference intakes vary by gender and age, values present are for life stage group: Males 19-30 years.
[b]Adequate Intake Value
USDA = U.S. Department of Agriculture
RDA = Recommended Dietary Allowance
RDI = Recommended Daily Intake
Values were obtained from http://fnic.nal.usda.gov charts.

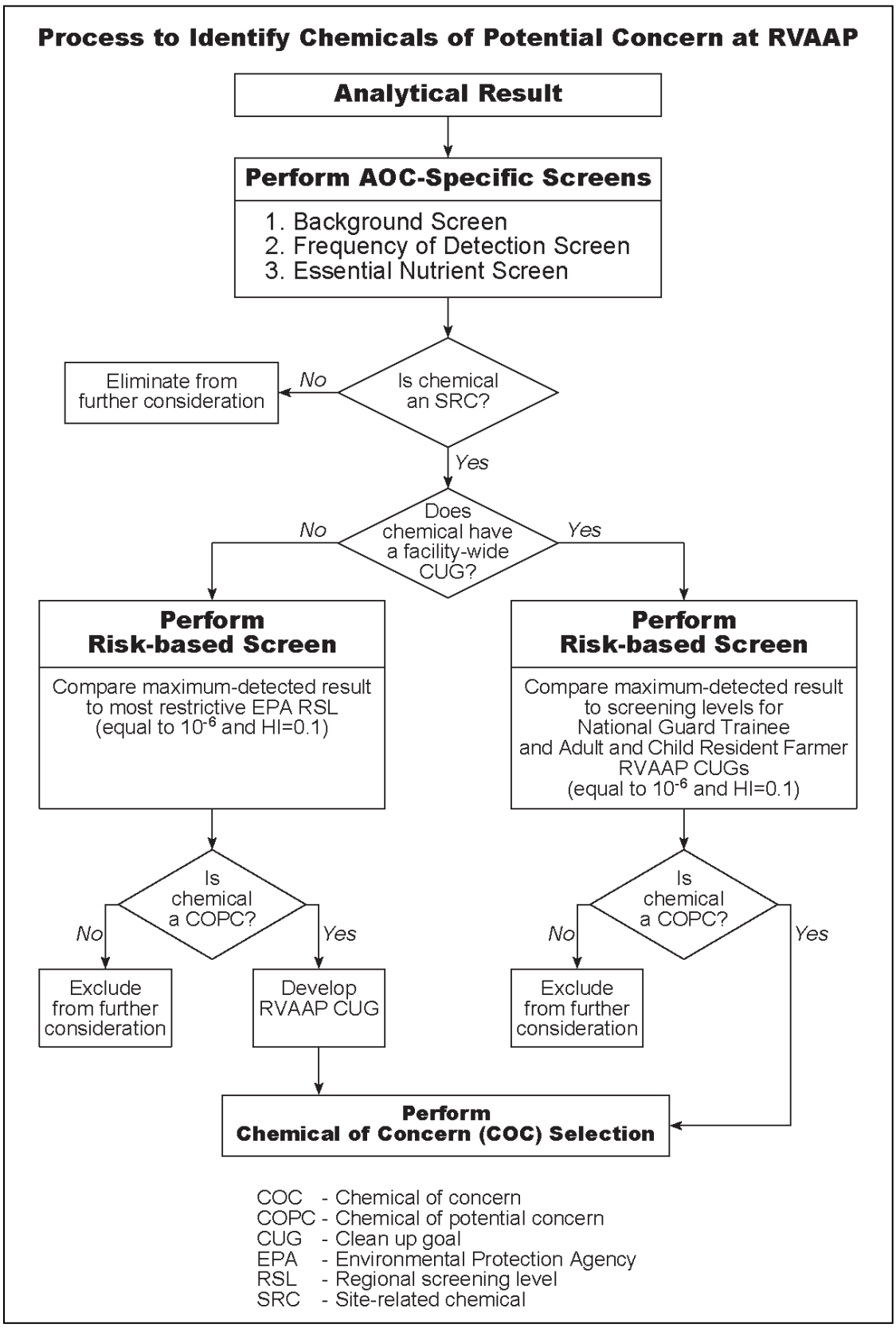

Figure 5-1. Process to Identify RVAAP Chemicals of Potential Concern in the Human Health Risk Assessment

5.1.3 Data Presentation

Data summary statistics and screening results for SRCs in surface soil, subsurface soil, sediment, and surface water are presented for each media (Sections 5.2.2, 5.2.3, 5.2.5, and 5.2.6). Analytical results for SRCs are presented by sample location on Figures 5-2 through 5-6. To provide an indication of the nature and extent of contamination, concentrations of SRCs that exceed the lowest FWCUG, based on either the National Guard Trainee or Resident Farmer Adult or Child, are highlighted [TR = 10^{-5} and/or hazard index (HI) = 1.0 or background concentration]; these are further evaluated in Section 7.0. In the sections addressing nature and extent of contamination for each media, analytical results for SRCs are also presented in data summary tables whenever a sufficient number of detected values occurred to merit such tables. Where few detected values for a class of SRCs occurred, the values are addressed in the text of the section. Complete analytical results, including all nondetected results, are contained in Appendix D. In order to maximize efficiency for laboratory reporting and data management activities, all of the samples received at the laboratory on a given day were reported in a single data package. Therefore, results may be present in the data packages in Appendix D which are associated with different AOCs. All samples for the Building 1200 AOC have sample IDs beginning with "B12." Each table in Appendix D presents the results for each sampling location for a specific medium aggregate (e.g., surface soil, subsurface soil, sediment) and class of analytes. Selected constituents are presented in graphical format to depict spatial and vertical distribution.

5.1.4 Data Evaluation

As discussed in Section 2.2.3, surface soil, surface water, and sediment samples were collected during prior investigations including the Phase I RI for High-Priority AOCs (USACE 1998) and the Characterization of 14 AOCs. Surface soil, subsurface soil, and sediment samples were collected during the PBA08 RI. All available sample data were evaluated to determine suitability for use in the various key RI data screens and evaluations (nature and extent, fate and transport, risk assessment). Evaluation of data suitability for use in the PBA08 RI involved two primary considerations: 1) representativeness with respect to current AOC conditions, and 2) sample collection methods (e.g., discrete vs. ISM).

Prior data, along with samples collected as part of PBA08 RI activities, represent different conditions of the AOC over approximately 14 years. For example, between the 2004 sampling and the 2010 PBA08 RI sampling, all structures at the AOC were demolished; therefore, the older surface soil data do not represent current AOC conditions. Likewise, surface water data collected in 2004 do not represent current conditions. To address use of data for this RI, prior samples collected from areas disturbed or re-graded and no longer represented current AOC conditions were assigned for nature and extent assessment only. These prior data have utility for assessing past conditions and changes over time in evaluating contaminant nature and extent. Prior samples from undisturbed areas and current samples were retained for use in the nature and extent evaluation, fate and transport modeling, and risk assessments.

Surface soil and sediment samples have been collected using both discrete methods and ISM. All data were incorporated into contaminant nature and extent evaluation. However, surface soil was sampled using both methods; therefore, only samples collected using ISM and representing current AOC conditions were screened for SRCs and carried forward into the risk assessment. Corresponding discrete samples were retained for nature and extent evaluation only. Sediment samples were also collected using both discrete and ISM methods; both discrete and ISM samples collected in 2004 and 2010 were deemed to be representative of current conditions, screened for SRCs, and evaluated separately so as not to mix data types. The sediment sample population also includes a series of discrete samples collected in 1996 as part of the Phase I RI for High-Priority AOCs (USACE 1998). These samples were deemed not representative of current conditions and were used for contaminant nature and extent evaluation only (e.g., temporal trends). For subsurface soil and surface water, only discrete sample data from 2004 and 2010 were available; therefore, they were screened for SRCs and COPCs and carried forward into the risk assessment the representativeness criteria was met. Table 5-2 presents the designated use for all available Building 1200 AOC samples.

5.2 CONTAMINANT NATURE AND EXTENT

5.2.1 Surface Soil Discrete Sample Results for Chromium Speciation

During the PBA08 RI, surface soil samples were collected from three discrete sample locations and analyzed for hexavalent chromium and total chromium. Samples were collected from the three sampling areas having the highest, mid-point, and lowest total historical chromium results. This sampling was accomplished to determine the contribution of hexavalent chromium to total chromium in soil at the Building 1200 AOC for use in the HHRA (Section 7.2). Chromium speciation results are shown in Table 5-3.

5.2.2 Contaminant Nature and Extent in Surface Soil

Data from all eligible historical and PBA08 RI surface soil ISM samples were combined and screened to identify SRCs representing current conditions at the Building 1200 AOC. Table 5-4 presents the results of the SRC screening. Included in the SRC screening data were 10 ISM samples collected from 0-1 ft bgs in 2004 and 3 ISM samples collected during the PBA08 RI. The PBA08 RI samples were collected to delineate contaminants detected at previous surface soil sample locations at concentrations above COPC screening levels. Two of the samples were analyzed for TAL metals, explosives, and PAHs; one sample was analyzed for the RVAAP full-suite analytes (TAL metals, explosives, propellants, SVOCs, VOCs, PCBs, pesticides). Table 5-5 presents the results for all detected analytes in the surface soil ISM samples collected during the PBA08 RI. Complete analytical results are presented in Appendix D.

Figures 5-2 through 5-4 graphically present the distribution and concentrations of inorganic, explosive, propellant, and organic SRCs that occur at each sample location. Those SRCs detected in historical and current discrete surface soil samples are also presented on the figures for nature and

extent evaluation purposes. To illustrate the extent and magnitude of contaminants, those SRCs that exceeded the most restrictive FWCUGs at a TR of 10^{-5} and HI=1.0 (or background concentrations) are highlighted.

Table 5-2. Data Summary

Sample Id	Date	Sample Type	Use Type	Comments
Surface Soil (0-1 ft)				
B12sb-027-5083-SO	02/23/10	GR	N	PBA08 RI discrete sample from boring - limits use to nature and extent
B12sb-028-5087-SO	02/23/10	GR	N	PBA08 RI discrete sample from boring - limits use to nature and extent
B12sb-030-6076-FD	02/23/10	FD	N	PBA08 RI discrete sample from boring - QC sample limits use to nature and extent
B12sb-030-5093-SO	02/23/10	GR	N	PBA08 RI discrete sample from boring - limits use to nature and extent
B12sb-032-5101-SO	02/23/10	GR	N	PBA08 RI discrete sample from boring - limits use to nature and extent
B12sd-003(D)-0382-SD	07/24/96	GC	N	Classified as sediment based on field notes; sample increment 0-0.5 ft. Discrete sample and age of data limits use to nature and extent.
B12sd-004(D)-0383-SD	07/24/96	GC	N	Classified as sediment based on field notes; sample increment 0-0.5 ft. Discrete sample and age of data limits use to nature and extent.
B12sd-005(D)-0384-SD	07/24/96	GC	N	Classified as sediment based on field notes; sample increment 0-0.5 ft. Discrete sample and age of data limits use to nature and extent.
B12sd-006(D)-0385-SD	07/24/96	GC	N	Classified as sediment based on field notes; sample increment 0-0.5 ft. Discrete sample and age of data limits use to nature and extent.
B12sd-007(D)-0386-SD	07/24/96	GC	N	Classified as sediment based on field notes; sample increment 0-0.5 ft. Discrete sample and age of data limits use to nature and extent.
B12sd-008(P)-0388-FD	07/25/96	FD	N	Classified as sediment based on field notes; sample increment 0-0.5 ft. QC discrete sample and age of data limits use to nature and extent.
B12sd-008(P)-0387-SD	07/25/96	GC	N	Classified as sediment based on field notes; sample increment 0-0.5 ft. Discrete sample and age of data limits use to nature and extent.
B12sd-009(P)-0390-SD	07/25/96	GC	N	Classified as sediment based on field notes; sample increment 0-1 ft. Discrete sample and age of data limits use to nature and extent.
B12ss-001-0378-SO	07/24/96	GC	N	Sample increment 0-2 ft; assigned to surface soil interval. Discrete sample and age of data limits use to nature and extent.
B12ss-002-0380-FD	07/24/96	FD	N	Sample increment 0-2 ft; assigned to surface soil interval. QC sample limits use to nature and extent.
B12ss-002-0379-SO	07/24/96	GC	N	Sample increment 0-2 ft; assigned to surface soil interval. Discrete sample and age of data limits use to nature and extent.
B12ss-015D-SO	11/04/04	GR	S, F	VOC discrete sample representative of ISM area B12ss-015M.
B12ss-033-5041-SO	02/16/10	GR	N	Chromium speciation sample. Discrete sample limits use to nature and extent.
B12ss-034-5042-SO	02/16/10	GR	N	Chromium speciation sample. Discrete sample limits use to nature and extent.
B12ss-035-5043-SO	02/16/10	GR	N	Chromium speciation sample. Discrete sample limits use to nature and extent.
B12ss-013M-DUP	11/05/04	MD	N	QC sample limit use to nature and extent. Sample collected adjacent to building prior to demolition activities[a].

Table 5-2. Data Summary (continued)

Sample Id	Date	Sample Type	Use Type	Comments
Surface Soil (0-1 ft) (continued)				
B12ss-013M-SO	11/05/04	ISM	N,F	Sample collected adjacent to building prior to demolition activities. Use limited to nature and extent and fate and transport modeling[a].
B12ss-014M-SO	11/05/04	ISM	N, F	Sample collected adjacent to building prior to demolition activities. Use limited to nature and extent and fate and transport modeling[a].
B12ss-015M-SO	11/04/04	ISM	S, F	None
B12ss-016M-SO	11/04/04	ISM	S, F	None
B12ss-017M-SO	11/05/04	ISM	N, F	Sample interval 0-0.5 ft. Sample collected adjacent to building prior to demolition activities. Use limited to nature and extent and fate and transport modeling[a].
B12ss-018M-SO	11/05/04	ISM	N, F	Sample collected adjacent to building prior to demolition activities. Use limited to nature and extent and fate and transport modeling[a].
B12ss-019M-SO	12/01/04	ISM	S, F	Sample interval 0-0.5 ft
B12ss-020M-SO	12/01/04	ISM	S, F	Sample interval 0-0.5 ft
B12ss-021M-SO	11/10/04	ISM	S, F	Sample interval 0-0.5 ft
B12ss-022M-SO	11/10/04	ISM	S, F	None
B12ss-036M-5038-SO	02/16/10	ISM	S, F	None
B12ss-037M-6049-FD	02/16/10	MD	N	QC sample limits use to nature and extent
B12ss-037M-5039-SO	02/16/10	ISM	S, F	None
B12ss-038M-5040-SO	02/16/10	ISM	S, F	None
Subsurface Soil (1-13 ft)				
B12sb-027-5084-SO	02/23/10	GR	E	None
B12sb-028-5088-SO	02/23/10	GR	E	None
B12sb-030-5094-SO	02/23/10	GR	E	None
B12sb-031-5098-SO	02/23/10	GR	E	None
B12sb-032-5102-SO	02/23/10	GR	E	None
Sediment (0-0.5 ft)				
B12sb-031-5097-SO	02/23/10	GR	S	Reclassified in field as sediment. Sample increment 0-1 ft.
B12sd-024D-SD	11/05/04	GR	S	VOC discrete sample representative of ISM area B12sd-024M
B12sd-023M-DUP	11/05/04	MD	N	QC sample limits use to nature and extent
B12sd-023M-SD	11/05/04	ISM	S	None
B12sd-024M-SD	11/05/04	ISM	S	None

Table 5-2. Data Summary (continued)

Sample Id	Date	Sample Type	Use Type	Comments
Surface Water				
B12sw-025-DUP	11/05/04	FD	N	QC sample limits use to nature and extent
B12sw-025-SW	11/05/04	GR	S	None
B12sw-026-SW	11/05/04	GR	S	None

[a]Buildings 1200, S-4605 and T-4602 were thermally demolished at the AOC in summer 2005 after sampling activities. Building slabs and footers were removed resulting in surface soil being disturbed to a minimum of 1-ft bgs around the former buildings at the AOC. Areas impacted during building demolition were re-graded for positive drainage and seeded. Backfill material was not documented in *Thermal Decomposition and Demolition of Load Line 11 and Buildings F15, 1200, S-4605, and T-4602* (MKM 2005). Sample may not represent current surface soil conditions.

AOC = Area of Concern
bgs = below ground surface
COPC = Chemical of Potential Concern
E = Nature and extent, SRC and COPC screen, and exposure point calculation (discrete samples) and risk assessment
FD = Field Duplicate
GR = Grab
GC = Grab Composite
ISM = Incremental Sampling Method
MD = Multi-increment Duplicate
N = Nature and Extent use only
VOC = Volatile Organic Compound
QC = Quality Control
S= Nature and extent, SRC and COPC screen, and sample point by sample point risk assessment
SRC = Site-related Contaminant
F = Data used for fate and transport evaluation

Table 5-3. Chromium Speciation Results

Sample Location	Hexavalent Chromium Concentration (mg/kg)	Total Chromium Concentration[a] (mg/kg)	Percent Hexavalent Chromium (%)
B12ss-033	ND	14.9	NA
B12ss-034	ND	17.5	NA
B12ss-035	0.39 J	16.1	2.4

[a]Background screening value (BSV) for total chromium = 17.4 mg/kg. No BSV is available for hexavalent chromium.
J = estimated value
mg/kg = milligrams per kilogram
ND = non-detectable concentration
NA = not applicable, no hexavalent chromium was detected

5.2.2.1 Explosives and Propellants

As illustrated on Table 5-4 and Figure 5-3, three explosive and one propellant compound were identified as SRCs (TNT, HMX, RDX, and nitrocellulose) from the ISM sample population. These SRCs occurred primarily in the former Building 1200 operations area and the furthest upstream reach of the drainage ditch to the former settling pond. PBA08 RI sample B12ss-036M was collected to delineate the extent of contamination in the former operations area; as noted in Table 5-5, no explosives were detected in this sample. A 1996 discrete sample (B12sd-004, sediment) from the central reach of the drainage ditch to the former settling pond, contained TNT at a concentration of 0.37 mg/kg. The reach of the drainage ditch was re-sampled during the PBA08 RI (B12ss-037M) and no explosives were detected. In the discharge area from the former settling pond, no explosives or propellants were detected in a 2004 ISM sample (B12ss-022M). PBA08 RI surface soil samples in this area confirmed the overall absence of explosives and propellants. HMX was detected at estimated concentrations less than reporting limits in discrete sample B12sb-032 (0.015J mg/kg) and ISM sample B12ss-038M (0.012J mg/kg).

5.2.2.2 Inorganic Chemicals

As shown on Table 5-4, 14 inorganic chemicals were identified as SRCs from the population of representative surface soil ISM samples at the Building 1200 AOC. All of these SRCs had a frequency of detection of at least 50% of the ISM sample population, with the exception of thallium (3 of 13 detections). Figure 5-2 illustrates the distribution of inorganic SRCs in all surface soil samples (discrete and ISM) collected at the Building 1200 AOC. Samples B12ss-013M, B12ss-014M, B12ss-016M, B12ss-017M, and B12ss-018M were collected in 2004 in the vicinity of former operations buildings prior to demolition and removal of building footers and slabs in 2005. Therefore, the distribution of SRCs as shown on Figure 5-2 may have been altered due to these construction activities. Key longitudinal trends and patterns noted in the distribution of inorganic SRCs are as follows:

- The maximum average concentrations for inorganic SRCs were generally observed in two ISM sample areas in the vicinity of the former the Building 1200 AOC footprint (B12ss-016M and

B12ss-017M collected in 2004). Concentrations of SRCs in surface soil decreased with distance from the former building and in sediment downstream along the drainage ditch to the former settling pond and discharge area from the pond.

- Aluminum was detected above its screening level in only one historical sample (B12ss-016M at 30,000 mg/kg) all other samples were below the background concentration (17,700 mg/kg).

- Barium, beryllium, and manganese exhibited similar longitudinal trends. The highest concentrations of these SRCs occurred in the former operations area and were fully delineated by sample B12ss-036M (i.e., no results greater than screening levels) collected during the PBA08 RI. These SRCs were not present above screening levels in sediment samples collected downstream along the drainage ditch; however, detections above screening levels were noted in the discharge area from the former settling pond (B12ss-022M collected in 2004). These prior detections were fully delineated by sample B12ss-038M collected during the PBA08 RI.

- Cadmium concentrations were highest in surface soil immediately west of the former Building 1200 (sample locations B12ss-017M, B12ss-018M, and B12sb-028). Beyond this source area, cadmium was sporadically detected above screening levels with no evident longitudinal trends.

- Chromium, cobalt, mercury, nickel, and thallium were detected above screening levels at various locations throughout the AOC; however, concentrations did not exhibit longitudinal trends either within the former operations area or in sediment along the drainage system leading from former Building 1200.

- Copper, lead, and selenium showed similar distribution patterns. Copper and lead concentrations above screening levels were highest in historical sample B12ss-017M and were limited to the production area. Selenium concentrations above screening levels occurred just west of former Building 1200 (B12ss-016M) and in sediment in the uppermost reach of the drainage ditch nearest the former operations area (B12sd-003). None of these SRCs were present above screening levels in sediment samples collected downstream along the drainage ditch nor in the discharge area from the former settling pond.

- The maximum zinc concentrations above screening levels were historically noted immediately west of the Building 1200 AOC (B12ss-017M and B12ss-018M), as well in sediment within uppermost reach of the drainage ditch nearest the former operations area (B12ss-019M and B12ss-021M). Concentrations of zinc in sample B12ss-036M (84.5 mg/kg), which delineated this area, remained slightly above its background concentration (61.8 mg/kg). Zinc concentrations decreased to below its background concentration in sediment in the central portion of the drainage ditch (e.g., B12ss-037M). In the discharge area from the former settling pond, zinc levels slightly above its background concentration were noted in 2004 (B12ss-022M); PBA08 RI sample B12ss-038M delineated the extent of zinc above its background concentration in this area.

Table 5-4. SRC Screening Summary for Surface Soil

Analyte	CAS Number	Freq of Detect	Minimum Detect	Maximum Detect	Average Result	Background Criteria[a]	SRC? (yes/no)	SRC Justification
Inorganic chemicals (mg/kg)								
Aluminum	**7429-90-5**	**13/ 13**	**11200**	**30000**	**14700**	**17700**	**Yes**	**Exceeds background**
Antimony	7440-36-0	3/ 12	0.11	0.14	0.547	0.96	No	Below background
Arsenic	7440-38-2	13/ 13	2.7	14	10.1	15.4	No	Below background
Barium	**7440-39-3**	**13/ 13**	**65**	**320**	**115**	**88.4**	**Yes**	**Exceeds background**
Beryllium	**7440-41-7**	**13/ 13**	**0.51**	**5.9**	**1.39**	**0.88**	**Yes**	**Exceeds background**
Cadmium	**7440-43-9**	**8/ 13**	**0.093**	**3.3**	**0.431**	**0**	**Yes**	**Exceeds background**
Calcium	7440-70-2	13/ 13	586	190000	25800	15800	No	Essential nutrient
Chromium	**7440-47-3**	**13/ 13**	**18**	**36.1**	**24.4**	**17.4**	**Yes**	**Exceeds background**
Cobalt	**7440-48-4**	**13/ 13**	**1.3**	**15**	**9.08**	**10.4**	**Yes**	**Exceeds background**
Copper	**7440-50-8**	**13/ 13**	**7.6**	**71**	**19.8**	**17.7**	**Yes**	**Exceeds background**
Iron	7439-89-6	13/ 13	9900	28000	21600	23100	No	Essential nutrient
Lead	**7439-92-1**	**13/ 13**	**15**	**86**	**30.1**	**26.1**	**Yes**	**Exceeds background**
Magnesium	7439-95-4	13/ 13	1700	21000	4780	3030	No	Essential nutrient
Manganese	**7439-96-5**	**13/ 13**	**390**	**4100**	**1190**	**1450**	**Yes**	**Exceeds background**
Mercury	**7439-97-6**	**10/ 13**	**0.03**	**0.1**	**0.0452**	**0.036**	**Yes**	**Exceeds background**
Nickel	**7440-02-0**	**13/ 13**	**6.6**	**25.4**	**18.1**	**21.1**	**Yes**	**Exceeds background**
Potassium	7440-09-7	13/ 13	551	2300	1200	927	No	Essential nutrient
Selenium	**7782-49-2**	**10/ 13**	**0.57**	**1.6**	**0.96**	**1.4**	**Yes**	**Exceeds background**
Sodium	7440-23-5	13/ 13	32.3	1200	384	123	No	Essential nutrient
Thallium	**7440-28-0**	**3/ 13**	**0.18**	**0.2**	**0.268**	**0**	**Yes**	**Exceeds background**
Vanadium	7440-62-2	13/ 13	7.4	29	20.9	31.1	No	Below background
Zinc	**7440-66-6**	**13/ 13**	**48.7**	**180**	**92**	**61.8**	**Yes**	**Exceeds background**
Explosives and Propellants (mg/kg)								
2,4,6-Trinitrotoluene	**118-96-7**	**2/ 13**	**0.07**	**0.28**	**0.0865**	**None**	**Yes**	**Detected organic**
HMX	**2691-41-0**	**3/ 13**	**0.012**	**11**	**1.41**	**None**	**Yes**	**Detected organic**
RDX	**121-82-4**	**2/ 13**	**0.13**	**13**	**1.1**	**None**	**Yes**	**Detected organic**
Nitrocellulose	**9004-70-0**	**1/ 2**	**0.87**	**0.87**	**0.653**	**None**	**Yes**	**Detected organic**

Table 5-4. SRC Screening Summary for Surface Soil (continued)

Analyte	CAS Number	Freq of Detect	Minimum Detect	Maximum Detect	Average Result	Background Criteria[a]	SRC? (yes/no)	SRC Justification
2-Methylnaphthalene	**91-57-6**	**1/ 2**	**0.01**	**0.01**	**0.014**	**None**	**Yes**	**Detected organic**
Benz(a)anthracene	**56-55-3**	**2/ 4**	**0.018**	**0.026**	**0.0182**	**None**	**Yes**	**Detected organic**
Benzenemethanol	**100-51-6**	**1/ 2**	**0.03**	**0.03**	**0.195**	**None**	**Yes**	**Detected organic**
Benzo(a)pyrene	**50-32-8**	**2/ 4**	**0.011**	**0.027**	**0.0167**	**None**	**Yes**	**Detected organic**
Benzo(b)fluoranthene	**205-99-2**	**4/ 4**	**0.0065**	**0.051**	**0.0246**	**None**	**Yes**	**Detected organic**
Benzo(ghi)perylene	**191-24-2**	**2/ 4**	**0.02**	**0.021**	**0.0175**	**None**	**Yes**	**Detected organic**
Benzo(k)fluoranthene	**207-08-9**	**2/ 4**	**0.013**	**0.016**	**0.0145**	**None**	**Yes**	**Detected organic**
Bis(2-ethylhexyl)phthalate	**117-81-7**	**2/ 2**	**0.037**	**0.052**	**0.0445**	**None**	**Yes**	**Detected organic**
Chrysene	**218-01-9**	**4/ 4**	**0.0072**	**0.031**	**0.0164**	**None**	**Yes**	**Detected organic**
Fluoranthene	**206-44-0**	**4/ 4**	**0.012**	**0.033**	**0.0203**	**None**	**Yes**	**Detected organic**
Indeno(1,2,3-cd)pyrene	**193-39-5**	**1/ 4**	**0.019**	**0.019**	**0.0165**	**None**	**Yes**	**Detected organic**
Naphthalene	**91-20-3**	**3/ 4**	**0.014**	**0.026**	**0.0185**	**None**	**Yes**	**Detected organic**
Phenanthrene	**85-01-8**	**3/ 4**	**0.0075**	**0.011**	**0.0134**	**None**	**Yes**	**Detected organic**
Pyrene	**129-00-0**	**4/ 4**	**0.0078**	**0.027**	**0.0173**	**None**	**Yes**	**Detected organic**
Volatile Organic Compounds (mg/kg)								
Toluene	**108-88-3**	**1/ 1**	**0.00046**	**0.00046**	**0.00046**	**None**	**Yes**	**Detected organic**

[a]Background concentrations for 0-1 ft bgs from final facility-wide background concentrations for RVAAP, published in the *Phase II Remedial Investigation Report for Winklepeck Burning Grounds* (USACE 2001b).
bgs = below ground surface
CAS = Chemical Abstract Service
HMX = Octahydro-1,3,5,7-tetranitro-1,3,5,7-tetrazocine
RDX = Hexahydro-1,3,5-trinitro-1,3,5-triazine
SRC = Site-related Contaminant
Bold indicates analyte identified as an SRC

Table 5-5. Analytes Detected in PBA08 RI Surface Soil ISM Samples

Sample location		**B12ss-036M**	**B12ss-037M**	**B12ss-037M**	**B12ss-038M**
Sample Id		**B12ss-036M-5038-SO**	**B12ss-037M-6049-FD**	**B12ss-037M-5039-SO**	**B12ss-038M-5040-SO**
Date		**2/16/2010**	**2/16/2010**	**2/16/2010**	**2/16/2010**
Depth (ft)		**0.0 – 1.0**	**0.0 – 1.0**	**0.0 – 1.0**	**0.0 – 1.0**
Parameters Analyzed	**Background**	**TAL Metals,**	**TAL Metals,**	**TAL Metals,**	
Analyte	**Criteria[a]**	**Explosives, PAHs**	**Explosives, PAHs**	**Explosives, PAHs**	**RVAAP Full-suite**
Inorganic chemicals (mg/kg)					
Aluminum	17700	11200	11900	11800	12600
Antimony	0.96	0.14 J	0.1 J	0.11 J	0.11 J
Arsenic	15.4	9.8	11.4	11.1	10.3
Barium	88.4	77.1	67.5	68.3	65
Beryllium	0.88	0.52	0.54	0.51	0.57
Cadmium	0	0.12 J*	0.085 J*	0.093 J*	0.13 J*
Calcium	15800	834	749	737	586
Chromium	17.4	23.3 *	28.6 *	36.1 *	33.8 *
Cobalt	10.4	13.4 *	9.4	9.3	11.3 *
Copper	17.7	22 *	15.8	15.3	11.1
Iron	23100	21500	25000 *	24100 *	22300
Lead	26.1	16.3	14.7	17	19
Magnesium	3030	1780	2280	2140	2260
Manganese	1450	1150	459	466	919
Mercury	0.036	0.048 J*	0.047 J*	0.044 J*	0.055 J*
Nickel	21.1	17.9	22.4 *	25.4 *	22.6 *
Potassium	927	551	783	716	755
Selenium	1.4	0.81	0.88	0.82	0.86
Sodium	123	32.3 J	42.1 J	35.6 J	39.5 J
Thallium	0	0.2 *	0.18 J*	0.18 J*	0.18 J*
Vanadium	31.1	22	20.9	21.4	23.4
Zinc	61.8	84.5 *	50	48.7	53.6
Explosives and Propellants (mg/kg)					
2,4,6-Trinitrotoluene	None	<0.25 U	<0.25 U	<0.25 U	<0.25 U
HMX	None	<0.25 U	<0.25 U	<0.25 U	0.012 J*
RDX	None	<0.25 U	<0.25 U	<0.25 U	<0.25 U
Nitrocellulose	None	NR	NR	NR	<0.87 UJ

Table 5-5. Analytes Detected in PBA08 RI Surface Soil ISM Samples (continued)

Sample location	Background Criteria[a]	B12ss-036M	B12ss-037M	B12ss-037M	B12ss-038M
Sample Id		B12ss-036M-5038-SO	B12ss-037M-6049-FD	B12ss-037M-5039-SO	B12ss-038M-5040-SO
Date		2/16/2010	2/16/2010	2/16/2010	2/16/2010
Depth (ft)		0.0 – 1.0	0.0 – 1.0	0.0 – 1.0	0.0 – 1.0
Parameters Analyzed		TAL Metals,	TAL Metals,	TAL Metals,	
Analyte		Explosives, PAHs	Explosives, PAHs	Explosives, PAHs	RVAAP Full-suite
Semi-volatile Organic Compounds (mg/kg)					
2-Methylnaphthalene	None	NR	NR	NR	0.01 J*
Benz(a)anthracene	None	0.026 J*	<0.0068 U	<0.0068 U	<0.051 U
Benzenemethanol	None	NR	NR	NR	0.03 J*
Benzo(a)pyrene	None	0.027 J*	<0.0068 U	<0.0068 U	<0.051 U
Benzo(b)fluoranthene	None	0.051 *	<0.0068 U	0.0065 J*	0.011 J*
Benzo(ghi)perylene	None	0.02 *	<0.0068 U	<0.0068 U	<0.051 U
Benzo(k)fluoranthene	None	0.016 *	<0.0068 U	<0.0068 U	<0.051 U
Bis(2-ethylhexyl)phthalate	None	NR	NR	NR	0.037 J*
Chrysene	None	0.031 J*	0.0076 *	0.0072 *	0.0073 J*
Fluoranthene	None	0.033 *	0.012 *	0.012 *	0.013 J*
Indeno(1,2,3-cd)pyrene	None	0.019 *	<0.0068 U	<0.0068 U	<0.051 U
Naphthalene	None	0.026 *	0.014 *	0.016 *	0.014 J*
Phenanthrene	None	0.011 J*	0.007 *	0.0075 *	0.0081 J*
Pyrene	None	0.027 *	0.0081 *	0.0078 *	0.0083 J*
Volatile Organic Compounds					
Toluene	None	NR	NR	NR	0.00046 J*

[a]SRC screening sample population includes incremental surface soil samples collected in 2004 and 2010 representative of current area of concern (AOC) conditions.
[b]Background concentrations are the lower of the background concentrations for 0-1 ft bgs and 1-12 ft bgs from final facility-wide background concentrations for RVAAP, published in the *Phase II Remedial Investigation Report for Winklepeck Burning Grounds* (USACE 2001b).
bgs = below ground surface
HMX = Octahydro-1,3,5,7-tetranitro-1,3,5,7-tetrazocine
J = estimated value less than reporting limits
M = incremental sampling method designator
NR = not reported/not analyzed
PAHs = Polycyclic Aromatic Hydrocarbon
RDX = Hexahydro-1,3,5-trinitro-1,3,5-triazine
SRC = Site-related Contaminant
TAL = Target Analyte List
U= non-detectable concentration
* = Result exceeds background concentrations
< = less than

5.2.2.3 Semi-volatile Organic Compounds

Fourteen SVOCs were identified as SRCs from the population of representative ISM samples (Table 5-4). All SVOCs identified as SRCs were PAHs, with the exception of bis(2-ethylhexyl)phthalate. Figure 5-4 illustrates the distribution of SVOCs exceeding screening levels in surface soil. Most detected values for SVOCs were estimated levels less than reporting limits. Generally, SVOC concentrations were higher within the former operations area immediately adjacent to Building 1200 (B12ss-001) and decreased longitudinally in sediment downstream along the drainage ditch to the former settling pond, although this trend is not evident for all of the SVOCs. PBA08 RI sample B12ss-038M, which is further from the former operations area than historical samples, showed higher levels of some SVOCs than samples closer to the former buildings. Estimated concentrations of SVOCs less than laboratory reporting limits were detected in the discharge area from the former settling pond, which represents the most distant sample from the former operations area.

5.2.2.4 Volatile Organic Compounds, Pesticides, and Polychlorinated Biphenyls

Toluene was detected at one sample location (B12ss-038M) at a low, estimated concentration less than reporting limits (Figure 5-4). No pesticides or PCBs were detected or identified as SRCs in surface soil at this AOC.

5.2.3 Contaminant Nature and Extent in Subsurface Soil

Previous investigations at the Building 1200 AOC have not included subsurface soil samples; therefore, only PBA08 RI sample results were available to evaluate contaminant nature and extent. Five soil borings were completed at the Building 1200 AOC to define the vertical extent of contamination in subsurface soil. Bedrock was encountered at depths from 1.8 to 3 ft bgs in all borings; therefore, only one discrete subsurface soil sample was collected from each boring. Four of the subsurface soil samples were analyzed for TAL metals, explosives, and PAHs; one sample was analyzed for RVAAP full-suite analytes (TAL metals, explosives, SVOCs, VOCs, PCBs, pesticides). Table 5-6 presents the results of the SRC screening for subsurface soil samples and Table 5-7 summarizes the analytical results for all detected analytes. Complete analytical results are presented in Appendix D. Figure 5-5 illustrates the distribution of identified subsurface soil of SRCs in all samples collected at the Building 1200 AOC.

Table 5-6. SRC Screening for Subsurface Soil

Analyte	CAS Number	Freq of Detect	Minimum Detect	Maximum Detect	Average Result	Background Criteria[a]	SRC? (yes/no)	SRC Justification
Inorganic chemicals (mg/kg)								
Aluminum	7429-90-5	5/ 5	5530	16500	9810	19500	No	Below background
Antimony	7440-36-0	3/ 3	0.079	0.12	0.0997	0.96	No	Below background
Arsenic	**7440-38-2**	**5/ 5**	**7.4**	**25.5**	**13.4**	**19.8**	**Yes**	**Exceeds background**
Barium[b]	7440-39-3	5/ 5	32.2	97.6	66.2	124	No	Below background
Beryllium	**7440-41-7**	**5/ 5**	**0.29**	**1.1**	**0.708**	**0.88**	**Yes**	**Exceeds background**
Cadmium	**7440-43-9**	**3/ 5**	**0.11**	**0.18**	**0.0882**	**0**	**Yes**	**Exceeds background**
Calcium	7440-70-2	5/ 5	280	23800	5310	35500	No	Essential nutrient
Chromium[b]	7440-47-3	5/ 5	10.7	21	15.6	27.2	No	Below background
Cobalt[b]	7440-48-4	5/ 5	4.3	18.2	8.48	23.2	No	Below background
Copper[b]	7440-50-8	5/ 5	8.9	18.9	14.7	32.3	No	Below background
Iron	7439-89-6	5/ 5	13500	36700	23000	35200	No	Essential nutrient
Lead	**7439-92-1**	**5/ 5**	**7.6**	**23.4**	**13.8**	**19.1**	**Yes**	**Exceeds background**
Magnesium	7439-95-4	5/ 5	1170	3040	2360	8790	No	Essential nutrient
Manganese	7439-96-5	5/ 5	74.1	1240	442	3030	No	Below background
Mercury[b]	7439-97-6	4/ 5	0.02	0.042	0.0362	0.044	No	Below background
Nickel[b]	7440-02-0	5/ 5	11.6	44.2	21.8	60.7	No	Below background
Potassium	7440-09-7	5/ 5	530	1100	805	3350	No	Essential nutrient
Selenium[b]	7782-49-2	5/ 5	0.54	1.4	0.908	1.5	No	Below background
Sodium	7440-23-5	5/ 5	32	126	62.1	145	No	Essential nutrient
Thallium[b]	7440-28-0	5/ 5	0.088	0.18	0.14	0.91	No	Below background
Vanadium	7440-62-2	5/ 5	8.4	23.4	15.5	37.6	No	Below background
Zinc	**7440-66-6**	**5/ 5**	**21.7**	**115**	**63.3**	**93.3**	**Yes**	**Exceeds background**
Explosives and Propellants (mg/kg)								
Nitrocellulose	**9004-70-0**	**1/ 1**	**1**	**1**	**1**	**None**	**Yes**	**Detected organic**
Semi-volatile Organic Compounds (mg/kg)								
Fluoranthene	**206-44-0**	**1/ 5**	**0.066**	**0.066**	**0.0166**	**None**	**Yes**	**Detected organic**
Pyrene	**129-00-0**	**1/ 5**	**0.032**	**0.032**	**0.00978**	**None**	**Yes**	**Detected organic**
Volatile Organic Compounds (mg/kg)								
Carbon disulfide	**75-15-0**	**1/ 1**	**0.0008**	**0.0008**	**0.0008**	**None**	**Yes**	**Detected organic**

[a]Background concentrations from final facility-wide background concentrations for RVAAP, published in the *Phase II Remedial Investigation Report for Winklepeck Burning Grounds* (USACE 2001b).
[b]Analyte was identified as an SRC in corresponding surface soil interval; however, was not an SRC in the subsurface soil interval.
CAS = Chemical Abstract Service
n/a = there is no background concentration for organic compounds
SRC = Site-related Contaminant
Bold indicates analyte identified as an SRC

Table 5-7. Analytes Detected in PBA08 RI Subsurface Discrete Soil Samples

Location		B12sb-027	B12sb-028	B12sb-030	B12sb-031	B12sb-032
Sample Id		B12sb-027-5084-SO	B12sb-28-5088-SO	B12sb-030-5094-SO	B12sb-031-5098-SO	B12sb-032-5102-SO
Date		02/23/10	02/23/10	02/23/10	02/23/10	02/23/10
Depth (ft)		1.0 - 3.0	1.0 - 3.0	1.0 - 2.8	1.0 - 1.8	1.0 - 2.8
Parameters Analyzed		TAL Metals Explosives PAHs	RVAAP Full-suite	TAL Metals Explosives PAHs	TAL Metals Explosives PAHs	TAL Metals Explosives PAHs
Analyte	Background Criteria[a]					
Inorganic chemicals (mg/kg)						
Aluminum	19500	16500	6960	5530	7560	12500
Antimony	0.96	<0.63 R	0.079 J	<0.61 R	0.12 J	0.1 J
Arsenic	19.8	11.6 J	7.9 J	7.4 J	25.5 J*	14.6 J
Barium	124	76.6 J	66.5 J	32.2 J	97.6 J*	58.1 J
Beryllium	0.88	0.82	0.78	0.29	1.1 *	0.55
Cadmium	0	0.12 J*	0.18 J*	<0.023 UJ	0.11 J*	<0.039 UJ
Calcium	35500	1400 J	23800 J*	280 J	594 J	463 J
Chromium	27.2	19.4 J	10.7 J	11.4 J	21 J	15.6 J
Cobalt	23.2	7.3	5.1	4.3	18.2 *	7.5
Copper	32.3	17.1 J	9.6 J	8.9 J	18.8 J*	18.9 J*
Iron	35200	22300	16200	13500	36700 *	26200
Lead	19.1	11.6	23.4 *	7.6	13.8	12.5
Magnesium	8790	2310 J	3040 J	1170 J	2660 J	2640 J
Manganese	3030	139	593	74.1	1240	166
Mercury	0.044	0.032 J	0.02 J	<0.12 U	0.027 J	0.042 J
Nickel	60.7	18.8 J	15.1 J	11.6 J	44.2 J	19.1 J
Potassium	3350	1100 J	598 J	530 J	972 J	824 J
Selenium	1.5	1.4	0.7	0.54 J	1.1	0.8
Sodium	145	46.2 J	126	32 J	48.6 J	57.6 J
Thallium	0.91	0.18 J	0.1 J	0.088 J	0.17 J	0.16 J
Vanadium	37.6	23.4 J	8.4 J	9.2 J	14.9 J	21.7 J
Zinc	93.3	61.4 J	115 J*	21.7 J	59.4 J	58.8 J
Explosives and Propellants (mg/kg)						
Nitrocellulose	None	NR	1 J*	NR	NR	NR
Semi-volatile Organic Compounds (mg/kg)						
Fluoranthene	None	<0.0084 U	0.066 *	<0.0081 U	<0.0086 U	<0.0087 U
Pyrene	None	<0.0084 U	0.032 J*	<0.0081 U	<0.0086 U	<0.0087 U
Volatile Organic Compounds (mg/kg)						
Carbon disulfide	None	NR	0.0008 J*	NR	NR	NR

[a]Background concentrations are the lower of the background concentrations for 0-1 ft bgs and 1-12 ft bgs from final facility-wide background concentrations for RVAAP, published in the *Phase II Remedial Investigation Report for Winklepeck Burning Grounds* (USACE 2001b).

bgs = below ground surface
Id = identification
J = estimated value
mg/kg = milligrams per kilogram
NR = not reported/not analyzed
PAHs = Polycyclic Aromatic Hydrocarbon
R = rejected result, not useable
RVAAP = Ravenna Army Ammunition Plant
sb = soil boring
TAL= Target Analyte List
U= non-detectable concentration
* = result exceeds background concentrations
< = less than

5.2.3.1 Explosives and Propellants

No explosives were detected in subsurface soil samples. One propellant, nitrocellulose, was detected at sample location B12sb-028 near the former building footprint at a low, estimated concentration less than the laboratory reporting limit. The remaining samples were not analyzed for propellants.

5.2.3.2 Inorganic Chemicals

Five inorganic chemicals were identified as SRCs in subsurface soil samples. Given the subsurface soil sample population was comprised of five samples, any inorganic chemical detected above background concentrations was identified as a SRC. The frequency of detection of all inorganic chemical was 100%, with exception of cadmium (detected in 3 of 5 samples). The MDCs for arsenic and beryllium occurred at sample location B12sb-031 in the former settling pond. Zinc, cadmium, and lead maximum concentrations occurred at sample location B12sb-028 near the former Building 1200 footprint.

As shown on Figure 5-5, cadmium was identified as a SRC in three samples collected from three different subsurface soil borings; although all values were low, estimated concentrations less than reporting limits and no longitudinal trends were evident. Lead and zinc occurred at only B12sb-028 west of former Building 1200. Arsenic and beryllium occurred at only B12sb-031 within the former settling pond.

Examination of corresponding surface soil samples at borings B12sb-027 and B12sb-028 shows distinct vertical trends in the number and concentrations of SRCs. At boring B12sb-027, six inorganic chemicals were identified as SRCs in surface soil, whereas, only cadmium occurred in the subsurface soil interval. As a particular example, lead concentrations in surface soil at this boring location (76.1 mg/kg) decreased to less than its background concentration (11.6 mg/kg) in the subsurface interval. Within the former settling pond (B12sb-031), the shallow surface soil interval is represented by sediment (Section 5.2.5). Five inorganic chemicals exceeded screening levels in the sediment (0-1 ft bgs) sample collected at this location, and concentrations of all of these remained the same or decreased with depth.

5.2.3.3 Semi-volatile Organic Compounds

Two SVOCs (fluoranthene and pyrene) were detected at sample location B12sb-028 and, therefore, identified as SRCs. No SVOCs were detected in the remaining samples.

5.2.3.4 Volatile Organic Compounds, Pesticides, and Polychlorinated Biphenyls

One VOC (carbon disulfide) was detected at a low, estimated concentration less than the laboratory reporting limit in the sample collected from boring B12sb-028. Pesticides and PCBs were not detected in subsurface soil samples.

5.2.4 Geotechnical Subsurface Soil Sample

One soil boring was completed at the Building 1200 AOC for the purpose of obtaining geotechnical parameters to perform vadose zone soil leaching and groundwater transport modeling. Bedrock was encountered at 2.3 ft bgs. Table 5-8 summarizes the results of the geotechnical characteristics of the Building 1200 AOC soil. Complete analytical and test results are presented in Appendix D.

Table 5-8. Summary of Geotechnical Parameters

Parameters	Sample ID: B12sb-029-5091-SO
Porosity	37.5 %
Density	1.63 g/cm^3
Moisture content	22.5 %
Total organic carbon	1200 mg/kg
Size fraction analysis	16.2 % sand, 41.8 % silt, 42.0 % clay
Permeability (K)	8.2E-06 cm/sec

5.2.5 Contaminant Nature and Extent in Sediment

During the PBA08 RI, one discrete sediment sample (0-1 ft bgs) was collected in the former settling pond and analyzed for TAL metals, explosives, and PAHs. This sample was obtained from a soil boring within the former settling pond and was originally planned as a soil sample; however, the sample was reclassified in the field as sediment given that water was present in the former settling pond at that time. The results of the detected analytes for the PBA08 RI sediment sample are summarized in Table 5-9. Complete analytical results are presented in Appendix D.

The population of sediment samples deemed representative for the purposes of SRC screening include the PBA08 RI discrete sediment sample noted above and two ISM sediment samples collected in 2004. Given ISM and discrete samples represent different sample concentrations (e.g., ISM represents an average concentration over an area), the samples types were screened separately to identify SRCs. Tables 5-10 and 5-11 present the results of the data screening for the 2004 ISM samples and PBA08 RI discrete sediment sample, respectively. A population of sediment samples, collected in 1996 as part of the Phase I RI for 11 High-priority AOCs (B12sd-005 through B12sd-009), were not deemed representative of current conditions for the purposes of SRC screening; however, SRCs present in these samples are included in the nature and extent evaluation to assess potential changes in AOC conditions over time. Figure 5-6 graphically presents the locations and concentrations of SRCs identified in all sediment sample types available for the Building 1200 AOC.

Table 5-9. Results for Analytes Detected in PBA08 RI Sediment Samples

Location		**B12sb-031**
Sample ID		**B12sb-031-5097-SO**
Date		**02/23/10**
Depth (ft)		**0.0 - 1.0**
Parameters Analyzed		
Analyte	**Background Criteria[a]**	**TAL Metals, Explosives, PAHs**
Inorganic chemicals (mg/kg)		
Aluminum	13900	9090
Arsenic	19.5	13.4 J
Barium	123	91.9 J
Beryllium	0.38	1.1*
Cadmium	0	0.12 J*
Calcium	5510	766 J
Chromium	18.1	20.2 J*
Cobalt	9.1	26.6*
Copper	27.6	21.3 J
Iron	28200	34000*
Lead	27.4	14.1
Magnesium	2760	2600 J
Manganese	1950	1530
Mercury	0.059	0.035 J
Nickel	17.7	39.1 J*
Potassium	1950	1010 J
Selenium	1.7	1.4
Sodium	112	43.5 J
Thallium	0.89	0.19 J
Vanadium	26.1	15.5 J
Zinc	532	81.2 J

[a]Background concentrations for sediment from final facility-wide background concentrations for RVAAP, published in the *Phase II Remedial Investigation Report for Winklepeck Burning Grounds* (USACE 2001b).
Id = identification
J = estimated value
PAHs = Polycyclic Aromatic Hydrocarbon
sb = soil boring
TAL= Target Analyte List
* = result exceeds background concentrations

Table 5-10. SRC Screening for Sediment (ISM Samples)

Analyte	CAS Number	Freq of Detect	Minimum Detect	Maximum Detect	Average Result	Background Criteria[a]	SRC? (yes/no)	SRC Justification
Inorganic chemicals (mg/kg)								
Aluminum	**7429-90-5**	**2/ 2**	**10000**	**15000**	**12500**	**13900**	**Yes**	**Exceeds background**
Arsenic	7440-38-2	2/ 2	8	9.6	8.8	19.5	No	Below background
Barium	7440-39-3	2/ 2	71	120	95.5	123	No	Below background
Beryllium	**7440-41-7**	**2/ 2**	**0.76**	**0.86**	**0.81**	**0.38**	**Yes**	**Exceeds background**
Cadmium	**7440-43-9**	**1/ 2**	**0.19**	**0.19**	**0.213**	**0**	**Yes**	**Exceeds background**
Calcium	7440-70-2	2/ 2	770	2700	1740	5510	No	Essential nutrient
Chromium	7440-47-3	2/ 2	15	18	16.5	18.1	No	Below background
Cobalt	7440-48-4	2/ 2	8.5	9	8.75	9.1	No	Below background
Copper	7440-50-8	2/ 2	18	20	19	27.6	No	Below background
Iron	7439-89-6	2/ 2	19000	23000	21000	28200	No	Essential nutrient
Lead	7439-92-1	2/ 2	19	22	20.5	27.4	No	Below background
Magnesium	7439-95-4	2/ 2	2200	2500	2350	2760	No	Essential nutrient
Manganese	7439-96-5	2/ 2	210	390	300	1950	No	Below background
Mercury	**7439-97-6**	**2/ 2**	**0.04**	**0.2**	**0.12**	**0.059**	**Yes**	**Exceeds background**
Nickel	**7440-02-0**	**2/ 2**	**22**	**22**	**22**	**17.7**	**Yes**	**Exceeds background**
Potassium	7440-09-7	2/ 2	1200	1200	1200	1950	No	Essential nutrient
Selenium	7782-49-2	1/ 2	0.98	0.98	1.19	1.7	No	Below background
Sodium	7440-23-5	2/ 2	290	290	290	112	No	Essential nutrient
Vanadium	7440-62-2	2/ 2	19	26	22.5	26.1	No	Below background
Zinc	7440-66-6	2/ 2	58	110	84	532	No	Below background
Explosives and Propellants (mg/kg)								
Nitrocellulose	**9004-70-0**	**1/ 1**	**1.7**	**1.7**	**1.7**	**None**	**Yes**	**Detected organic**
Semi-volatile Organic Compounds (mg/kg)								
Benzo(b)fluoranthene	**205-99-2**	**1/ 1**	**0.14**	**0.14**	**0.14**	**None**	**Yes**	**Detected organic**
Benzo(ghi)perylene	**191-24-2**	**1/ 1**	**0.16**	**0.16**	**0.16**	**None**	**Yes**	**Detected organic**
Pesticides and PCBs (mg/kg)								
Lindane	**58-89-9**	**1/ 1**	**0.013**	**0.013**	**0.013**	**n/a**	**Yes**	**Detected organic**

Table 5-10. SRC Screening for Sediment (ISM Samples) (continued)

Analyte	CAS Number	Freq of Detect	Minimum Detect	Maximum Detect	Average Result	Background Criteria[a]	SRC? (yes/no)	SRC Justification
Volatile Organic Compounds[b] (mg/kg)								
2-Butanone	**78-93-3**	**1/ 1**	**0.019**	**0.019**	**0.019**	**n/a**	**Yes**	**Detected organic**
Acetone	**67-64-1**	**1/ 1**	**0.084**	**0.084**	**0.084**	**n/a**	**Yes**	**Detected organic**

[a]Background concentrations for sediment from final facility-wide background concentrations for RVAAP, published in the *Phase II Remedial Investigation Report for Winklepeck Burning Grounds* (USACE 2001b).
[b]Sample for VOC analysis was collected as one discrete sample within a ISM area. Sample did not undergo the drying and homogenation process.
CAS = Chemical Abstract Service
ISM = Incremental Sampling Method
n/a = there is no background concentration for organic compounds
PCB = Polychlorinated Biphenyl
SRC = Site-related Contaminant
VOC = Volatile Organic Compound
Bold indicates analyte identified as an SRC

Table 5-11. SRC Screening for Sediment (Discrete Samples)

Analyte	CAS Number	Freq of Detect	Minimum Detect	Maximum Detect	Average Result	Background Criteria[a]	SRC? (yes/no)	SRC Justification
Inorganic chemicals (mg/kg)								
Aluminum	7429-90-5	1/ 1	9090	9090	9090	13900	No	Below background
Arsenic	7440-38-2	1/ 1	13.4	13.4	13.4	19.5	No	Below background
Barium	7440-39-3	1/ 1	91.9	91.9	91.9	123	No	Below background
Beryllium	**7440-41-7**	**1/ 1**	**1.1**	**1.1**	**1.1**	**0.38**	**Yes**	**Exceeds background**
Cadmium	**7440-43-9**	**1/ 1**	**0.12**	**0.12**	**0.12**	**0**	**Yes**	**Exceeds background**
Calcium	7440-70-2	1/ 1	766	766	766	5510	No	Essential nutrient
Chromium	**7440-47-3**	**1/ 1**	**20.2**	**20.2**	**20.2**	**18.1**	**Yes**	**Exceeds background**
Cobalt	**7440-48-4**	**1/ 1**	**26.6**	**26.6**	**26.6**	**9.1**	**Yes**	**Exceeds background**
Copper	7440-50-8	1/ 1	21.3	21.3	21.3	27.6	No	Below background
Iron	7439-89-6	1/ 1	34000	34000	34000	28200	No	Essential nutrient
Lead	7439-92-1	1/ 1	14.1	14.1	14.1	27.4	No	Below background
Magnesium	7439-95-4	1/ 1	2600	2600	2600	2760	No	Essential nutrient
Manganese	7439-96-5	1/ 1	1530	1530	1530	1950	No	Below background
Mercury	7439-97-6	1/ 1	0.035	0.035	0.035	0.059	No	Below background
Nickel	**7440-02-0**	**1/ 1**	**39.1**	**39.1**	**39.1**	**17.7**	**Yes**	**Exceeds background**
Potassium	7440-09-7	1/ 1	1010	1010	1010	1950	No	Essential nutrient
Selenium	7782-49-2	1/ 1	1.4	1.4	1.4	1.7	No	Below background
Sodium	7440-23-5	1/ 1	43.5	43.5	43.5	112	No	Essential nutrient
Thallium	7440-28-0	1/ 1	0.19	0.19	0.19	0.89	No	Below background
Vanadium	7440-62-2	1/ 1	15.5	15.5	15.5	26.1	No	Below background
Zinc	7440-66-6	1/ 1	81.2	81.2	81.2	532	No	Below background

[a]Background concentrations for sediment from final facility-wide background concentrations for RVAAP, published in the *Phase II Remedial Investigation Report for Winklepeck Burning Grounds* (USACE 2001b).
CAS = Chemical Abstract Service
SRC = Site-related Contaminant
Bold indicates analyte identified as an SRC

5.2.5.1 Explosives and Propellants

Explosives were not detected in sediment within the former settling pond. One propellant, nitrocellulose, was detected in a 2004 ISM sample collected along the central reach of the drainage ditch to the former settling pond.

5.2.5.2 Inorganic Chemicals

Seven inorganic chemicals were identified as SRCs in sediment. Five of these inorganic chemicals were SRCs in ISM samples (aluminum, beryllium, cadmium, mercury, and nickel). In addition, chromium and cobalt were identified as SRCs in the PBA08 RI discrete sample collected from the former settling pond. Beryllium, cadmium, and nickel were SRCs in both ISM and discrete sample populations.

As shown on Figure 5-6, aluminum exceeded facility-wide background concentrations in one sample (B12sd-024M). Cadmium was the most frequently detected SRC among all samples; concentrations were highest in the central reach of the drainage ditch to the former settling pond. Beryllium and nickel concentrations were similar along the drainage ditch and within the former settling pond; however, these inorganic chemicals were not present above background concentrations in all discrete samples along the drainage ditch. The remainder of the inorganic chemicals were sporadically detected above background concentrations along the ditch line and within the former settling pond.

5.2.5.3 Semi-volatile Organic Compounds

Two SVOCs (both PAHs) were detected in the drainage ditch in a 2004 ISM sample (B12sd-024M) at low, estimated concentrations less than laboratory reporting limits (Figure 5-6). No PAHs were detected in sediment within the former settling pond.

5.2.5.4 Volatile Organic Compounds, Pesticides, and Polychlorinated Biphenyls

Two VOCs (2-butanone and acetone) were detected in sample B12sd-024M in the drainage ditch (Figure 5-6). The PBA08 RI discrete sediment sample from the former settling pond was not analyzed for VOCs and PCBs. Acetone was also detected at a low, estimated concentration less than laboratory reporting limits in a 1996 discrete sample (B12sd-009) collected within the former settling pond. One pesticide, lindane, was also detected in sample B12sd-024M collected from the drainage ditch. PCBs were not detected in any sediment sample.

5.2.6 Contaminant Nature and Extent in Surface Water

Surface water, when present at the Building 1200 AOC, is transient and occurs mainly as storm runoff or snow melt accumulation in the lower reaches of the drainage ditch to the former settling pond and within the pond. Two surface water samples were collected during the Characterization of 14 AOCs (in 2004), which were used to perform SRC screening. Re-sampling of surface water was not planned as part of the PBA08 RI. Table 5-12 summarizes the results of the surface water SRC screening. Figure 5-6 graphically presents the locations of surface water samples and concentrations of SRCs.

5.2.6.1 Explosives and Propellants

Three explosive compounds (3-nitrotoluene, HMX, and RDX) and one propellant (nitroglycerin) were identified as SRCs in surface water; HMX and RDX occurred at both sampling locations. Decreasing concentrations of explosives, HMX and RDX in particular, were evident from upstream (B12sw-025) in the drainage ditch to downstream within the former sedimentation pond (B12sw-026).

5.2.6.2 Inorganic Chemicals

As shown on Table 5-12, five inorganic chemicals were identified as SRCs in surface water. As shown on Figure 5-6, chromium, manganese, and nickel exceed screening levels at both locations.

5.2.6.3 Semi-volatile Organic Compounds

Six SVOCs were identified as SRCs in surface water on the basis of a single detected result, five of which were present at only sample location B12sw-025 (Figure 5-6). Bis(2-ethylhexyl)phthalate was detected only at sample location B12sw-026 in the former settling pond. None of the identified SRCs were PAHs, which indicates a lack of transfer or a partitioning from associated soil source areas or sediment where most of the identified SVOCs were PAHs. Three of the detected SVOCs at sample location B12sw-025 were phenolic compounds, which were not identified as SRCs in soil or sediment media.

5.2.6.4 Volatile Organic Compounds, Pesticides, and Polychlorinated Biphenyls

Two VOCs were identified as SRCs (acetone and toluene). Acetone was detected at both surface water sample locations at low, estimated concentrations less than laboratory reporting limits. PCBs and pesticides were not detected in the surface water.

Table 5-12. SRC Screening for Surface Water

Analyte	CAS Number	Freq of Detect	Minimum Detect	Maximum Detect	Average Result	Background Criteria[a]	SRC? (yes/no)	SRC Justification
Inorganic chemicals (mg/L)								
Aluminum	7429-90-5	2/ 2	0.44	0.67	0.555	3.37	No	Below background
Arsenic	7440-38-2	1/ 2	0.0017	0.0017	0.00135	0.0032	No	Below background
Barium	**7440-39-3**	**2/ 2**	**0.034**	**0.086**	**0.06**	**0.0475**	**Yes**	**Exceeds background**
Calcium	7440-70-2	2/ 2	26	48	37	41.4	No	Essential nutrient
Chromium	**7440-47-3**	**2/ 2**	**0.0017**	**0.0018**	**0.00175**	**0**	**Yes**	**Exceeds background**
Iron	7439-89-6	2/ 2	1.2	3.1	2.15	2.56	No	Essential nutrient
Magnesium	7439-95-4	2/ 2	3.8	5.7	4.75	10.8	No	Essential nutrient
Manganese	**7439-96-5**	**2/ 2**	**0.48**	**4.5**	**2.49**	**0.391**	**Yes**	**Exceeds background**
Mercury	**7439-97-6**	**1/ 2**	**0.00005**	**0.00005**	**7.5E-05**	**0**	**Yes**	**Exceeds background**
Nickel	**7440-02-0**	**2/ 2**	**0.002**	**0.0024**	**0.0022**	**0**	**Yes**	**Exceeds background**
Potassium	7440-09-7	2/ 2	4.6	6.5	5.55	3.17	No	Essential nutrient
Sodium	7440-23-5	2/ 2	0.94	1	0.97	21.3	No	Essential nutrient
Explosives and Propellants (mg/L)								
3-Nitrotoluene	**99-08-1**	**1/ 2**	**0.00049**	**0.00049**	**0.00033**	**None**	**Yes**	**Detected organic**
HMX	**2691-41-0**	**2/ 2**	**0.0037**	**0.029**	**0.0164**	**None**	**Yes**	**Detected organic**
Nitroglycerin	**55-63-0**	**1/ 2**	**0.0059**	**0.0059**	**0.00323**	**None**	**Yes**	**Detected organic**
RDX	**121-82-4**	**2/ 2**	**0.0028**	**0.042**	**0.0224**	**None**	**Yes**	**Detected organic**
Semi-volatile Organic Compounds (mg/L)								
2-Methylphenol	**95-48-7**	**1/ 2**	**0.0018**	**0.0018**	**0.0014**	**None**	**Yes**	**Detected organic**
4-Methylphenol	**106-44-5**	**1/ 2**	**0.0065**	**0.0065**	**0.00375**	**None**	**Yes**	**Detected organic**
Benzenemethanol	**100-51-6**	**1/ 2**	**0.0085**	**0.0085**	**0.00925**	**None**	**Yes**	**Detected organic**
Benzoic acid	**65-85-0**	**1/ 2**	**0.079**	**0.079**	**0.0445**	**None**	**Yes**	**Detected organic**
Bis(2-ethylhexyl)phthalate	**117-81-7**	**1/ 2**	**0.0045**	**0.0045**	**0.006**	**None**	**Yes**	**Detected organic**
Phenol	**108-95-2**	**1/ 2**	**0.0077**	**0.0077**	**0.00508**	**None**	**Yes**	**Detected organic**
Volatile Organic Compounds (mg/L)								
Acetone	**67-64-1**	**2/ 2**	**0.0055**	**0.0072**	**0.00635**	**None**	**Yes**	**Detected organic**
Toluene	**108-88-3**	**1/ 2**	**0.001**	**0.001**	**0.00075**	**None**	**Yes**	**Detected organic**

[a]Background concentrations for 0-1 ft bgs from final facility-wide background concentrations for RVAAP, published in the *Phase II Remedial Investigation Report for Winklepeck Burning Grounds* (USACE 2001b).

Bold indicates analyte identified as an SRC

bgs = below ground surface
CAS = Chemical Abstract Service
HMX = Octahydro-1,3,5,7-tetranitro-1,3,5,7-tetrazocine
RDX = Hexahydro-1,3,5-trinitro-1,3,5-triazine
SRC = Site-related Contaminant

5.3 SUMMARY OF CONTAMINANT NATURE AND EXTENT

Between the four media (surface soil, subsurface soil, sediment, and surface water) evaluated, surface soil (0-1 ft bgs) contains the majority of the SRCs. Thirty-three SRCs were identified in surface soil (0-1 ft bgs), 9 in subsurface soil (>1 ft bgs), 13 in sediment, and 17 in surface water. Not one chemical was identified as a SRC in all media evaluated for this report.

5.3.1 Surface Soil

The highest concentrations of inorganic SRCs, explosives, propellants, and SVOCs occur in the vicinity of the former Building 1200 footprint. Outside of the Building 1200 footprint, explosives and propellants were generally detected sporadically. Low, estimated concentrations of HMX in sediment in the discharge area from the former settling pond indicate some historical migration from the former operations area, although concentrations in sediment within the former settling pond were less than detection limits. The number and concentrations of SVOCs in surface soil generally decrease with distance from the former Building 1200 footprint. Discrete samples collected from soil borings drilled in this area during the PBA08 RI do not indicate the same magnitude of concentrations as historical ISM samples taken prior to demolition activities. Toluene was detected at one sample location at a low, estimated concentration less than reporting limits. No pesticides or PCBs were detected or identified as SRCs in surface soil at this AOC.

5.3.2 Subsurface Soil

Soil overburden is approximately 3 ft thick across the AOC. Subsurface soil sample locations B12sb-031 and B12sb-028 each had three SRCs (arsenic, beryllium, and cadmium in B12sb-031 and cadmium, lead, and zinc in B12sb-028). Two SVOCs (fluoranthene and pyrene), one VOC (carbon disulfide), and one propellant (nitrocellulose) were detected in one sample in the area of former Building 1200 (B12sb-028). Explosives, PCBs, and pesticides were not detected in any subsurface soil sample.

5.3.3 Sediment

The majority of the identified SRCs in sediment samples were detected in the drainage ditch upstream of the former settling pond. The occurrence of SRCs in sediment was generally sporadic, with the exception of cadmium. Explosives were not detected in sediment samples collected from the lower reaches of the drainage ditch and within the former settling pond, indicating the extent to be primarily limited to surface soil within the former operations area and uppermost reach of the drainage ditch. Two SVOCs, two VOCs, one propellant, and one pesticide were detected in one sample in the drainage ditch (B12sd-024M). PCBs and pesticides were not detected in any subsurface soil sample. PCBs were not detected in any sediment sample.

5.3.4 Surface Water

Surface water within the drainage ditch and former settling pond is intermittent. Generally, the MDC for all SRCs occurred upgradient of the former settling pond. A decreasing longitudinal concentration trend was evident for manganese and explosive compounds. Given that these compounds were not identified as SRCs within sediment, their presence and the evident concentration trend indicates partitioning from surface soil in the former operations area and transport in soluble form during periods of rainfall or snowmelt. PCBs and pesticides were not detected in surface water.

THIS PAGE INTENTIONALLY LEFT BLANK.

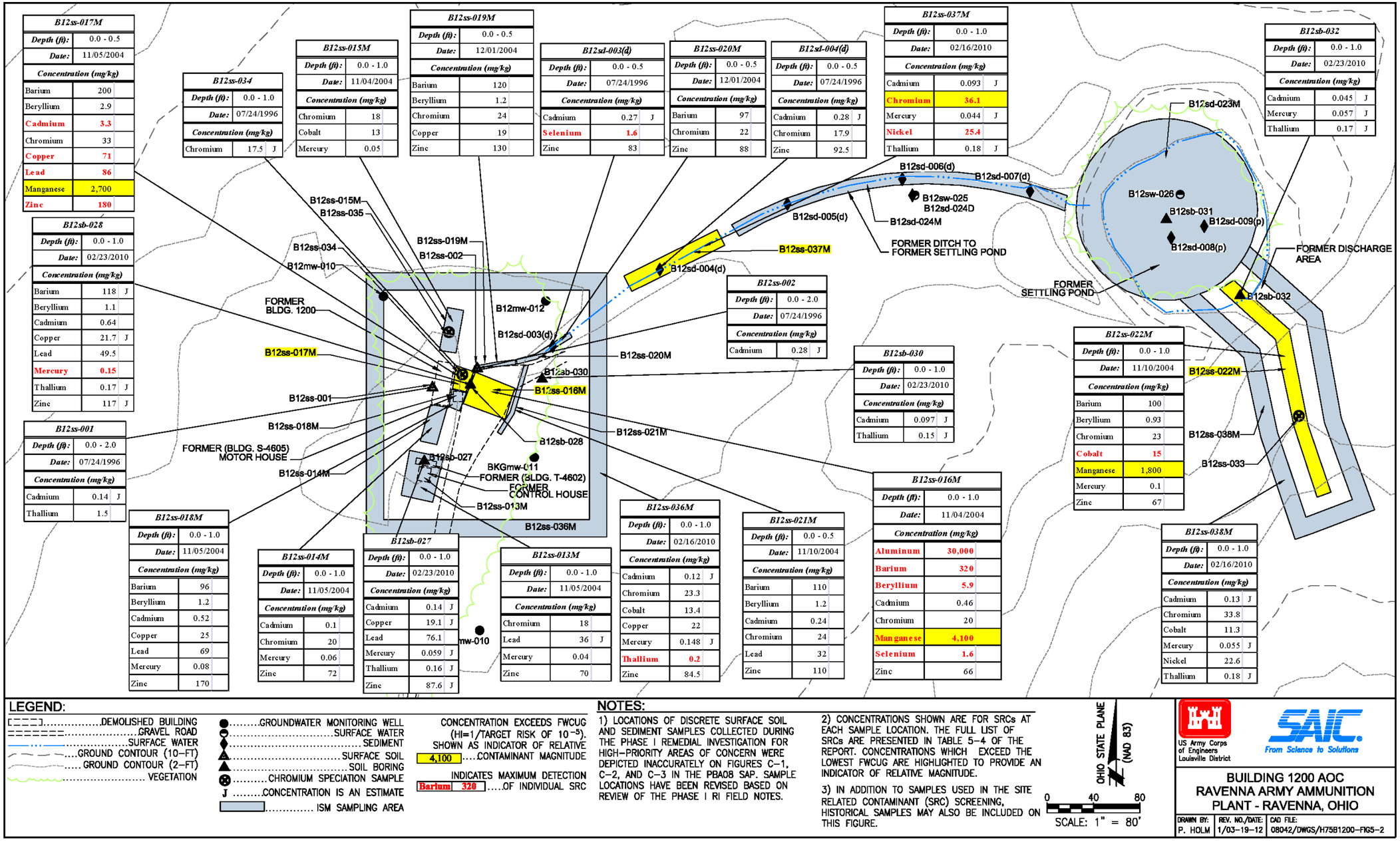

Figure 5-2. Concentrations of Inorganic SRCs in Shallow Surface Soil

THIS PAGE INTENTIONALLY LEFT BLANK.

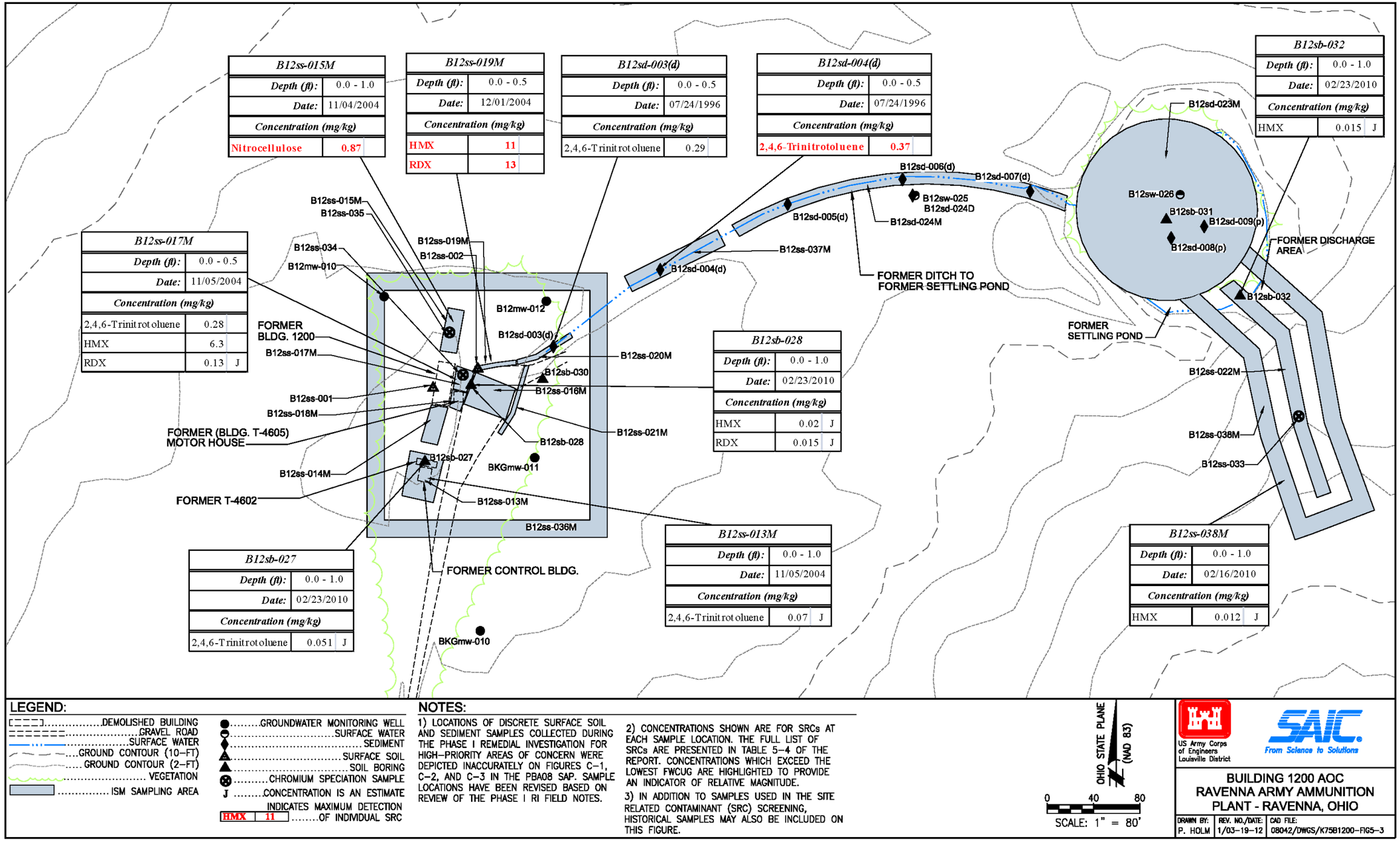

Figure 5-3. Concentrations of Explosives and Propellants SRCs in Shallow Surface Soil

THIS PAGE INTENTIONALLY LEFT BLANK.

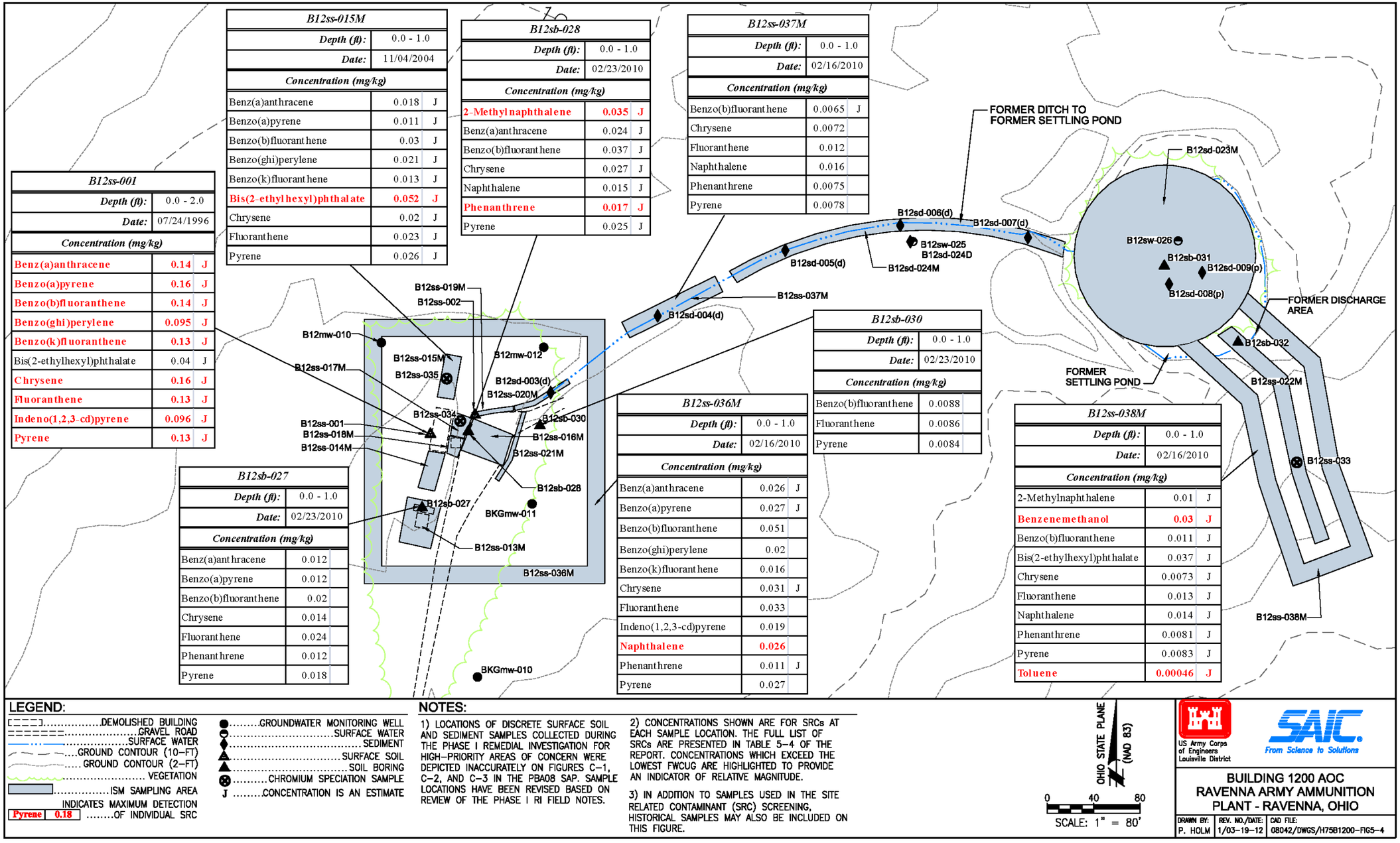

Figure 5-4. Concentrations of SVOC and VOC SRCs in Shallow Surface Soil

THIS PAGE INTENTIONALLY LEFT BLANK.

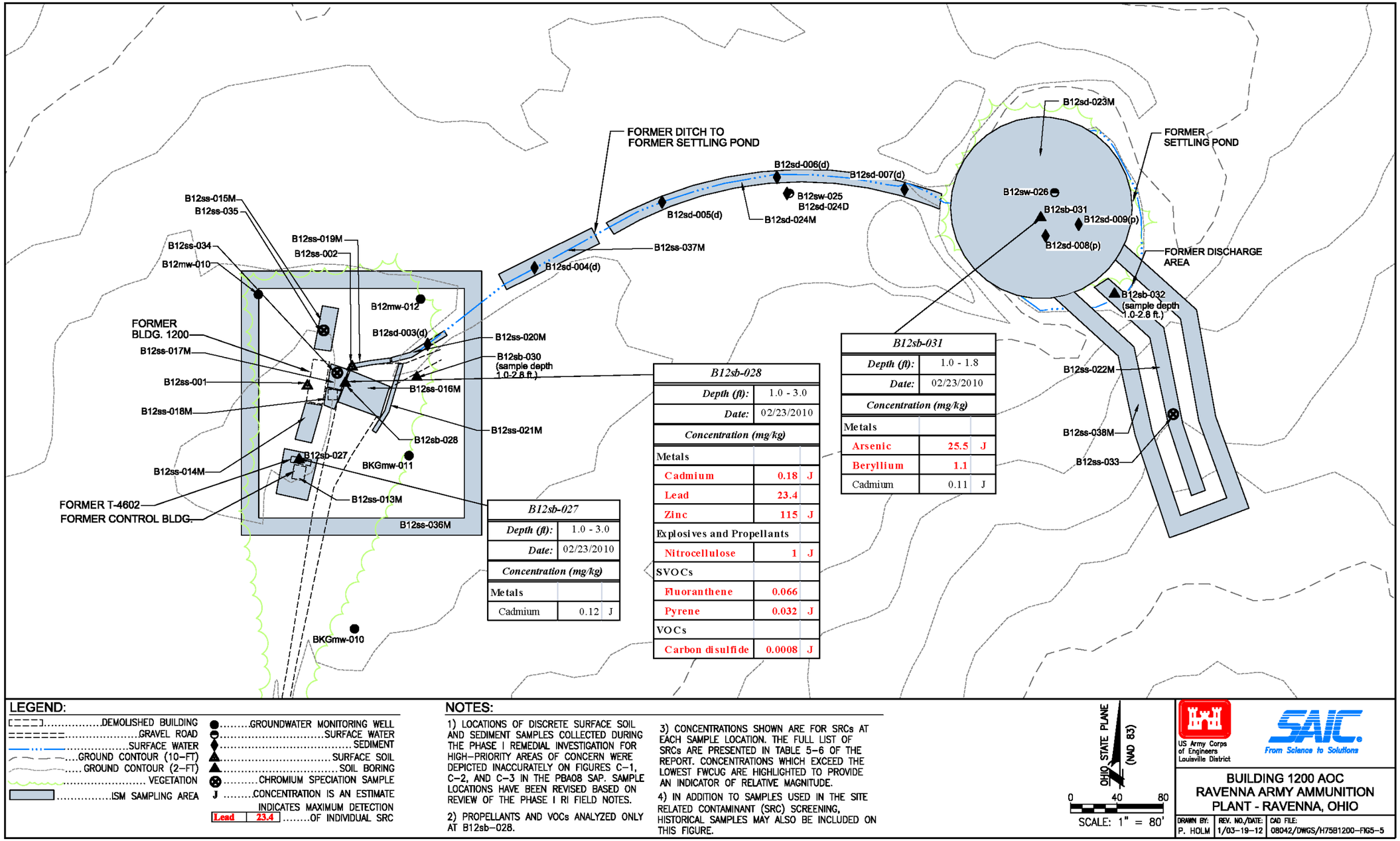

B12sb-028	
Depth (ft):	1.0 - 3.0
Date:	02/23/2010
Concentration (mg/kg)	
Metals	
Cadmium	0.18 J
Lead	23.4
Zinc	115 J
Explosives and Propellants	
Nitrocellulose	1 J
SVOCs	
Fluoranthene	0.066
Pyrene	0.032 J
VOCs	
Carbon disulfide	0.0008 J

B12sb-031	
Depth (ft):	1.0 - 1.8
Date:	02/23/2010
Concentration (mg/kg)	
Metals	
Arsenic	25.5 J
Beryllium	1.1
Cadmium	0.11 J

B12sb-027	
Depth (ft):	1.0 - 3.0
Date:	02/23/2010
Concentration (mg/kg)	
Metals	
Cadmium	0.12 J

LEGEND:

- DEMOLISHED BUILDING
- GRAVEL ROAD
- SURFACE WATER
- GROUND CONTOUR (10-FT)
- GROUND CONTOUR (2-FT)
- VEGETATION
- ISM SAMPLING AREA
- GROUNDWATER MONITORING WELL
- SURFACE WATER
- SEDIMENT
- SURFACE SOIL
- SOIL BORING
- CHROMIUM SPECIATION SAMPLE
- J ..... CONCENTRATION IS AN ESTIMATE
- Lead 23.4 ..... INDICATES MAXIMUM DETECTION OF INDIVIDUAL SRC

NOTES:

1) LOCATIONS OF DISCRETE SURFACE SOIL AND SEDIMENT SAMPLES COLLECTED DURING THE PHASE I REMEDIAL INVESTIGATION FOR HIGH-PRIORITY AREAS OF CONCERN WERE DEPICTED INACCURATELY ON FIGURES C-1, C-2, AND C-3 IN THE PBA08 SAP. SAMPLE LOCATIONS HAVE BEEN REVISED BASED ON REVIEW OF THE PHASE I RI FIELD NOTES.

2) PROPELLANTS AND VOCs ANALYZED ONLY AT B12sb-028.

3) CONCENTRATIONS SHOWN ARE FOR SRCs AT EACH SAMPLE LOCATION. THE FULL LIST OF SRCs ARE PRESENTED IN TABLE 5-6 OF THE REPORT. CONCENTRATIONS WHICH EXCEED THE LOWEST FWCUG ARE HIGHLIGHTED TO PROVIDE AN INDICATOR OF RELATIVE MAGNITUDE.

4) IN ADDITION TO SAMPLES USED IN THE SITE RELATED CONTAMINANT (SRC) SCREENING, HISTORICAL SAMPLES MAY ALSO BE INCLUDED ON THIS FIGURE.

OHIO STATE PLANE (NAD 83)

0 40 80

SCALE: 1" = 80'

US Army Corps of Engineers Louisville District

SAIC From Science to Solutions

BUILDING 1200 AOC
RAVENNA ARMY AMMUNITION PLANT - RAVENNA, OHIO

DRAWN BY:	REV. NO./DATE:	CAD FILE:
P. HOLM	1/03-19-12	08042/DWGS/H75B1200-FIG5-5

Figure 5-5. Concentrations of SRCs in Subsurface Soil

THIS PAGE INTENTIONALLY LEFT BLANK.

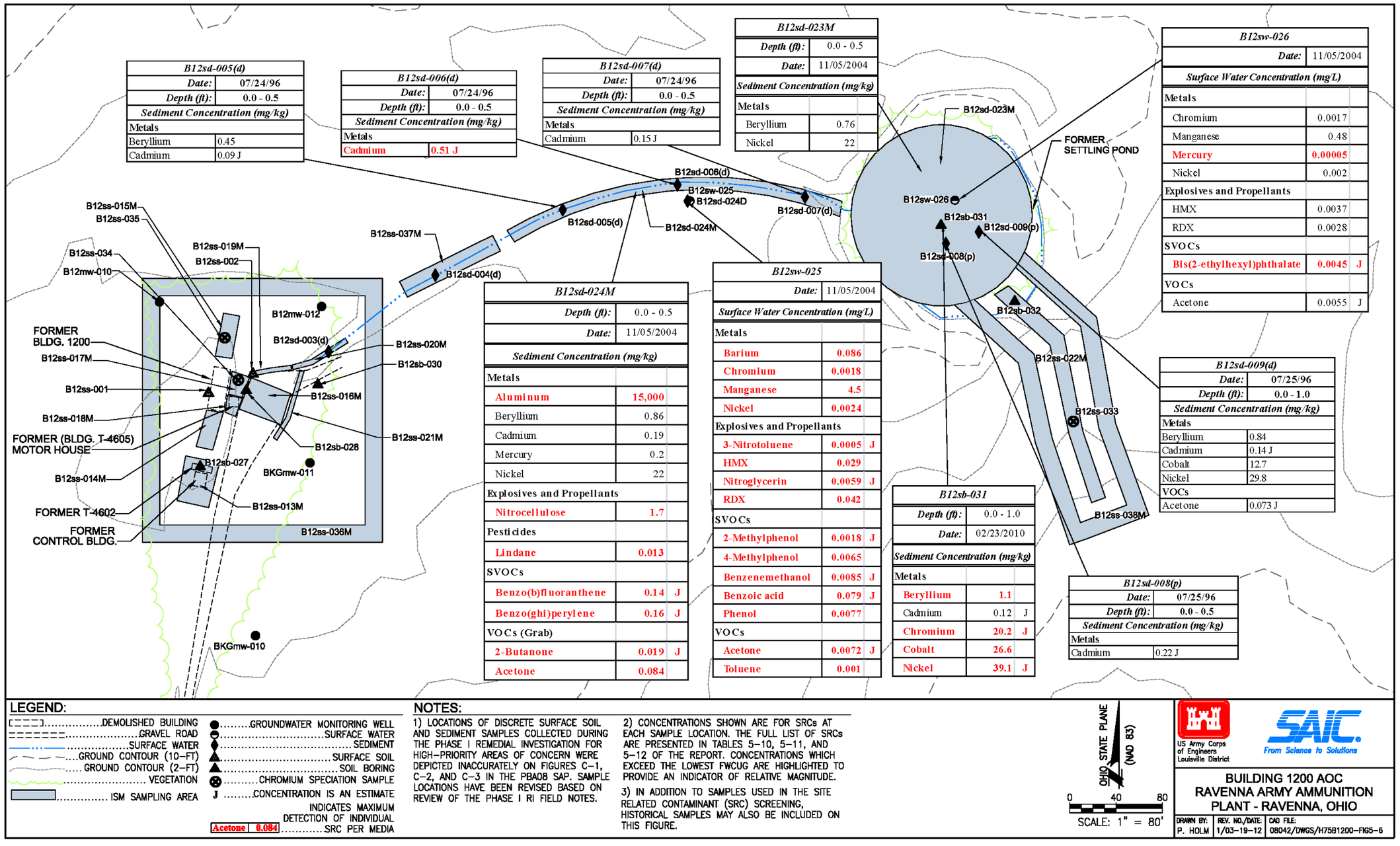

Figure 5-6. Concentrations of SRCs in Sediment and Surface Water

THIS PAGE INTENTIONALLY LEFT BLANK.

6.0 CONTAMINANT FATE AND TRANSPORT

Contaminant fate and transport evaluation assesses the potential for contaminants to leach from surface and subsurface soil sources at the Building 1200 AOC and impact groundwater beneath the sources and downgradient receptor locations. This evaluation is included in the decision-making process to determine whether remedial actions of sources may be necessary to protect groundwater resources. In addition to soil, sediment was also evaluated by performing a sediment screening analysis. Only SRCs found in the sediment, surface soil, and subsurface soil sample aggregates are evaluated in the fate and transport assessment for this AOC.

Computer-based contaminant fate and transport analyses were performed to predict the rate of contaminant migration through soil to groundwater (i.e., transport media) and to conservatively estimate future contaminant concentrations beneath the source. Fate and transport modeling was used to simulate vertical transport of contaminants from surface and subsurface soil sources in the AOC containing maximum observed SRCs to groundwater, as well as mixing of leachate with the saturated groundwater system beneath the source area. A summary of the principles of contaminant fate and transport is presented in this section along with the results of the screening-level modeling evaluations.

Section 6.1 describes the physical and chemical properties of the SRCs found in soil and sediment at the AOC. Section 6.2 presents a conceptual model for contaminant fate and transport that considers AOC topography, hydrogeology, contaminant sources, and release mechanisms. Section 6.3 presents a soil and sediment screening analysis to identify SRCs with the potential to migrate from the soil and sediment to the groundwater as initial CMCOPCs. Section 6.4 describes fate and transport modeling and presents CMCOCs. The summary of the fate and transport analyses are presented in Section 6.5.

6.1 PHYSICAL AND CHEMICAL PROPERTIES OF SITE-RELATED CONTAMINANTS

Surface and subsurface soil SRCs (including 15 inorganic chemicals and 20 organic chemicals) and sediment SRCs (including 7 inorganic chemicals and 6 organic chemical) were developed in Section 5.0, and are summarized below:

1. Inorganic SRCs in surface and subsurface soil include aluminum, arsenic, barium, beryllium, cadmium, chromium, cobalt, copper, lead, manganese, mercury, nickel, selenium, thallium, and zinc.

2. Inorganic SRCs in sediment include aluminum, beryllium, cadmium, chromium, cobalt, mercury, and nickel.

3. Organic SRCs in surface and subsurface soil include TNT, 2-methylnaphthalene, benz(a)anthracene, benzenemethanol, benzo(a)pyrene, benzo(b)fluoranthene, benzo(ghi)perylene, benzo(k)fluoranthene, bis(2-ethylhexyl)phthalate, carbon disulfide, chrysene, fluoranthene,

HMX, indeno(1,2,3-cd)pyrene, naphthalene, nitrocellulose, phenanthrene, pyrene, RDX, and toluene.

4. Organic SRCs in sediment include 2-butanone, acetone, nitrocellulose, benzo(b)fluoranthene, benzo(ghi)perylene, and lindane.

These inorganic and organic SRCs are in continuous chemical and physical interaction with ambient surface and subsurface environments. The observed distributions of chemical concentrations in the environment are the result of these interactions. These interactions also determine the chemical fate of these materials. Chemicals released into the environment are susceptible to several degradation pathways including hydrolysis, oxidation, reduction, isomerization, photolysis, photo-oxidation, biotransformation, and biodegradation. Transformation products resulting from these processes may behave differently than their parent chemical in the environment.

The migration of chemicals is governed by the physical and chemical properties of the chemicals and the surface and subsurface media through which the chemicals are transferred. In general, chemicals and structures with similar physical and chemical characteristics will show similar patterns of transformation, transport, or attenuation in the environment. Solubility, vapor pressure data, chemical partitioning coefficients, degradation rates, and Henry's Law Constant (HLC) provide information that can be used to evaluate contaminant mobility in the environment. Partitioning coefficients are used to assess the relative affinities of compounds for solution or solid phase adsorption. However, the synergistic effects of multiple migrating chemicals and the complexity of soil/water interactions, including pH and oxidation-reduction potential (Eh), grain size, and clay mineral variability, are typically unknown.

The physical properties of the chemicals defined as SRCs in surface and subsurface soil are summarized in Tables E-1 and E-2 in Appendix E. The properties are used to assess the anticipated behavior of each chemical under environmental conditions. The physical properties of the chemicals defined as SRCs in sediment are summarized in Section 6.1.1 through Section 6.1.5.

6.1.1 Chemical Factors Affecting Fate and Transport

The water solubility of a chemical is a measure of the saturated concentration of the chemical in water at a given temperature and pressure. The tendency for a chemical to be transported by groundwater is directly related to its solubility and inversely related to both its tendencies to adsorb to soil and to volatilize from water (OGE 1988). Chemicals with high water solubilities tend to desorb from soil, are less likely to volatilize from water, and are susceptible to biodegradation. The water solubility of a compound varies with temperature, pH, and the presence of other dissolved constituents (including organic carbon and humic acids).

The octanol-water partition coefficient (K_{ow}) can be used to estimate the tendency for a chemical to partition between environmental phases of different polarity. The K_{ow} is a laboratory-determined ratio of the concentration of a chemical in the n-octanol phase of a two-phase system to the

concentration in the water phase. Chemicals with log K_{ow} values less than 1 are highly hydrophilic, while compounds with log K_{ow} values greater than 4 will partition to soil particles (Lyman et al. 1990).

The water/organic carbon partition coefficient (K_{oc}) is a measure of the tendency of an organic chemical to partition between water and organic carbon in the soil. The K_{oc} is defined as the ratio of the absorbed chemical per unit weight of organic carbon to the aqueous solute concentration. This coefficient can be used to estimate the degree to which an organic chemical will adsorb to soil and, thus, not migrate with groundwater. The higher the K_{oc} value, the greater is the tendency of the chemical to partition into soil (OGE 1988). The sorption coefficient (K_d) is calculated by multiplying the K_{oc} value by the fraction of organic carbon in the soil.

Vapor pressure is a measure of the pressure at which a chemical and its vapor are in equilibrium. The value can be used to determine the extent to which a chemical would travel in air, as well as the rate of volatilization from soil and solution (OGE 1988). In general, chemicals with vapor pressures lower than 10^{-7} mm mercury will not be present in the atmosphere or air spaces in soil in significant amounts, while chemicals with vapor pressures higher than 10^{-2} mm mercury will exist primarily in the air (Dragun 1988).

The HLC value for a compound is a measure of the ratio of the chemical's vapor pressure to its aqueous solubility. The HLC value can be used to make general predictions about the chemical's tendency to volatilize from water. Substances with HLC values less than 10^{-7} atm-m^3/mol will generally volatilize slowly, while chemicals with a HLC greater than 10^{-3} atm-m^3/mol will volatilize rapidly (Lyman et al. 1990).

6.1.2 Biodegradation

Organic chemicals with differing chemical structures will biodegrade at different rates. Primary biodegradation consists of any biologically-induced structural change in an organic chemical. Complete biodegradation is the biologically-mediated degradation of an organic chemical into carbon dioxide, water, oxygen, and other metabolic inorganic products (Dragun 1988). The first order biodegradation rate of an organic chemical is proportional to the concentration:

$$-dC/dt = kC \qquad \text{(Equation 6-1)}$$

Where:

C = concentration
t = time
k = biodegradation rate constant = ln 2 / $t_{1/2}$
$t_{1/2}$ = biodegradation half-life

The biodegradation half-life is the time necessary for half of the chemical to degrade. The biodegradation rate of an organic chemical is generally dependent on the presence and population size of soil microorganisms that are capable of degrading the chemical.

6.1.3 Inorganic Chemicals

Inorganic chemicals detected in soil samples are associated with both the aqueous phase and with leachable metal ions on soil particles. The transport of material from unsaturated soil to the underlying groundwater is controlled by the physical processes of precipitation percolation, chemical interaction with the soil, and downward transport of metal ions by continued percolation. The chemistry of inorganic chemical interactions with percolating precipitation and varying soil conditions is complex and includes numerous chemical transformations that may result in altered oxidation states, ion exchange, adsorption, precipitation, or complexation. The chemical reactions, which are affected by environmental conditions including pH, oxidation/reduction conditions, and the type and amount of organic matter, clay, and the presence of hydrous oxides, may act to enhance or reduce the mobility and toxicity of the metal ions. In general, these reactions are reversible and add to the variability commonly observed in distributions of inorganic chemicals in soil.

The chemical form of an inorganic chemical determines its solubility and mobility in the environment; however, chemical speciation is complex and difficult to delineate in routine laboratory analysis. Inorganic chemicals in soil are commonly found in several forms, including dissolved concentrations in soil pore water, metal ions occupying exchange sites on inorganic soil chemicals (adsorbed to inorganic soil chemicals), metal ions associated with insoluble organic matter, precipitated inorganic chemicals as pure or mixed solids, and metal ions present in the structure of primary or secondary minerals.

The dissolved (aqueous) fraction and its equilibrium sorbed fraction are of primary importance when considering the migration potential of inorganic chemicals through soil. Of the inorganic chemicals that are likely to form, chlorides, nitrates, and nitrites are commonly the most soluble. Sulfate, carbonate, and hydroxides generally have low to moderate solubility. Soluble chemicals are transported in aqueous form subject to attenuation, whereas less soluble chemicals remain as a precipitate and limit the overall dissolution of the metal ions. The solubility of the metal ions also is regulated by ambient chemical conditions, including pH and oxidation/reduction.

The attenuation of metal ions in the environment can be estimated numerically using the retardation factor (R), dispersion in higher flow system (high conductivity environments), and diffusion in low conductivity environments. R defines the extent to which the velocity of the contaminant is slowed, which is largely derived from the soil/water partitioning coefficient (K_d). The retardation factor is calculated using the following equation:

$$R = 1 + (K_d \rho_b)/ \theta_w \qquad \text{(Equation 6-2)}$$

Where:

ρ_b = the soil bulk dry density (g/cm^3)

θ_w = soil moisture content (dimensionless)

Metal ion concentrations in the environment do not attenuate by natural or biological degradation because of low volatility and solubility of the ions. Inorganic chemicals may be biotransformed or bioconcentrated through microbial activity.

6.1.4 Organic Chemicals

Organic chemicals such as SVOCs or VOCs detected in soil may be transformed or degraded in the environment by various processes, including hydrolysis, oxidation/reduction, photolysis, volatilization, biodegradation, or biotransformation. The half-life of organic chemicals in the transport media can vary from minutes to years, depending on environmental conditions and the chemical structures of the chemicals. Some types of organic chemicals are very stable, and degradation rates can be very slow. Organic degradation may either enhance (through the production of more toxic byproducts) or reduce (through concentration reduction) the toxicity of a chemical in the environment.

6.1.5 Explosives – Related Chemicals

Several explosive chemicals were detected in surface and subsurface soil at Building 1200. Microbiological and photochemical transformation may affect the fate and transport of explosive chemicals in the environment. For example, based on the results of culture studies involving the removal of TNT by activated sludge microorganisms (USABRDL 1989), it has been concluded that TNT undergoes biotransformation, but not biodegradation (USABRDL 1989). The biotransformation of TNT occurs with the reduction of the nitro groups by microbial reduction, typically under anaerobic conditions. Beneficial bacteria in these reactions include Pseudomonas, Escherichia, Bacillus, Citrobacter, Enterobacter, Klebseilla, Veillonella, and Clostridium (USACHPPM 2000). It has been found that anaerobic metabolism occurs in two stages (Funk et al. 1993). The first stage is the reductive stage in which TNT is reduced to its amino derivatives. In the second stage, degradation to non-aromatic products begins after the reduction of the third nitro group. The biotransformation rate of TNT can be rapid (ERDC 2007) and may be increased with the presence of carbon (USACHPPM 2000). Fungi and photolysis can also biotransform TNT. The predominant transformation products due to photolysis of TNT are 1,3,5-trinitrobenzene (TNB), 4,6-dinitroanthranil, 2,4,6-trinitrobezadehyde, and 2,4,6-trinitrobenzonitrite (USACHPPM 2000). The biotransformation pathway for TNT is shown in Figure E-1 in Appendix E (Kaplan and Kaplan 1982).

The biotransformation of 2,4- dinitrotoluene (DNT) has been systematically studied in laboratory cell cultures. The biotransformation pathway is shown in Figure E-2 in Appendix E (McCormick et al. 1978). The reduction products include the amino and azoxy derivatives as observed with TNT biotransformation. As with TNT and DNT, the principal mode of microbial transformation of the nitroaromatic chemicals TNB and 1,3-dinitrobenzene is reduction of nitro groups to form amino groups. TNB is a photolytic product of TNT, but will not undergo further photolysis. TNB will also resist hydrolysis. The breakdown of TNB is primarily through microbial degradation (USACHPPM 2001b).

Limited information exists regarding biotransformation or biodegradation of RDX and HMX. RDX has a natural degradation rate typically in the range of months, but may take years in more arid environments (ERDC 2007). One pilot study evaluated the treatment of pink water waste using an anaerobic fluidized-bed granular activated carbon bioreactor (USACE 2004a). The study indicated RDX biodegradation in the presence of ethanol. Such data may be useful for evaluating potential use of enhanced bioremediation as a remedial option. Figure E-3 in Appendix E (McCormick et al. 1981) shows the biotransformation pathway for RDX. A conservative biodegradation rate of 5.00E-04 per day was used for RDX (ANRCP 1999). The biotransformation, primarily by anaerobic degradation (ERDC 2007), of HMX occurs at a slow rate in the environment (USACHPPM 2001a). HMX degrades at a slower rate than RDX (ERDC 2007). HMX is primarily broken down by photolysis and has a photolytic rate constant of 0.15 days (USEPA 1988b). Breakdown products of HMX include nitrate, nitrite, and formaldehyde (USACHPPM 2001a). Figure E-4 in Appendix E (ATSDR 1997) shows the biotransformation pathway for HMX.

6.2 CONCEPTUAL MODEL FOR FATE AND TRANSPORT

The CSM, which defines the framework for fate and transport modeling, describes conditions at Building 1200 including the contaminant sources, surficial and subsurface hydrogeologic conditions, contaminant migration and pathways, and the contaminant release mechanisms.

AOC conditions described in Sections 2.0 through 5.0 include contaminant source information, the surrounding geologic and hydrologic conditions, and the magnitude of SRCs and their current spatial distribution. Information from the preliminary CSM presented in Section 3.7 and the nature and extent evaluation in Section 5.0 were used to develop the CSM for fate and transport modeling by identifying SRCs and migration pathways. The CSM is based on information and data collected for historical investigations, this RI report and informed assumptions about the AOC. Assumptions contained in the CSM are reiterated throughout this section. The better the information and the greater the accuracy of the assumptions, the more accurately the CSM describes the AOC and, therefore, the more reliable the fate and transport modeling predictions can be. A summary of the salient elements of the CSM that apply to fate and transport modeling are summarized below.

6.2.1 Contaminant Sources

No primary contaminant sources are located at the AOC. Secondary sources (contaminated media) identified in previous investigations and further characterized during the PBA08 RI are described below. Another potential secondary source of contamination at the AOC is contaminated sediment within the drainage ditch assuming that the contaminated sediment may be in equilibrium with recharging groundwater.

6.2.2 Hydrogeology

A description of the regional and AOC-specific geology and hydrology are provided in Sections 3.3 and 3.4, respectively, and are summarized below.

- The topography at the AOC gently slopes radially from a high point just southwest of the former operations buildings. Elevations across the AOC vary from approximately 990 to 1004 ft amsl. The elevation decreases gently on the eastern side of the AOC and more sharply to the west to a low point of approximately 990 ft amsl (Figure 3-1).

- Soil is typically less than 3 ft thick at the AOC and consists of clay to sand-rich silt tills with interbedded sands scattered throughout. Fine-grained sandstone with thin interbedded shale ranges from approximately 3 to 23 ft bgs were observed during monitoring well installation. Soil across the AOC is moderately permeable, poorly drained, and seasonally wet.

- Surface water drainage associated with heavy rainfall events at the AOC flows with the topography generally to the south, but the flow in the shallow bedrock aquifer flows to the northeast as described in Sections 3.4.2 and 3.4.3.2 and shown on Figure 3-1.

- Initial depth to the water table during monitoring well installation ranged from 12 to 20 ft bgs in the shallow bedrock aquifer (Figure 3-1).

6.2.3 Contaminant Release Mechanisms and Migration Pathways

Based on the information presented above, the following contaminant release mechanisms and migration pathways have been identified at the AOC:

- Contaminant leaching from soil to the water table (vertical migration) and lateral transport to a tributary of the Mahoning River;

- Contaminated sediment transported to potential downstream receptors;

- Contaminated surface water migrating to potential downstream receptors; and

- Contaminated sediment within wet ditches and deposited on ditch banks as a secondary source of leaching to the water table (vertical migration) and lateral transport to potential downgradient receptors.

The first of these pathways, which considers a primary groundwater transport pathway, is treated explicitly in this fate and transport section. Sediment transport and surface water transport pathways are evaluated in the HHRA and ERA presented in Sections 7.2 and 7.3, respectively. The fourth pathway listed above, which considers a secondary groundwater transport pathway, is evaluated using the sediment screening analysis presented in Section 6.3.3.

One of the principal migration pathways at the AOC is percolation through the unsaturated soil to the water table (i.e., vertical leaching of contaminants from soil into groundwater). However, because of the very heterogeneous nature of the unconsolidated glacial material, groundwater flow patterns within the unconsolidated soil are difficult to predict. Precipitation that does not leave the AOC as

surface runoff percolates into the subsurface. Some of the percolating water leaves this environment via evapotranspiration after little or no vertical migration. The remainder of the water percolates into the water table. As discussed in Section 6.2.4, the rate of percolation is controlled by soil cover, ground slope, saturated conductivity of the soil, and meteorological conditions. Figure 6-1 illustrates the contaminant migration conceptual model.

Once the contaminant leachate percolates through the soil and reaches the water table, it migrates with the local groundwater and discharges at the downgradient receptors. Groundwater flow likely occurs along preferential pathways (e.g., sand seams, channel deposits, or other stratigraphic discontinuities) having higher permeabilities. For inorganic chemicals, lateral migration through groundwater will be very limited due to their high retardation by the bedrock material (USACE 2003a).

Additional factors that affect the leaching rate include a chemical's solubility, sorption capacity (expressed by the K_d), and the amount of percolation. Insoluble chemicals will precipitate out of solution in the subsurface, or remain in insoluble forms with little leaching.

Another factor that affects whether a chemical will reach the water table through percolation of precipitation is the chemical's rate of decay. Most of the organic chemicals decay at characteristic rates that are proportional to the chemical's half-life. For a given percolation rate, those chemicals with long half-lives have a greater potential for contaminating groundwater than do those with shorter half-lives. For this analysis, the rate of decay/half-life was not considered.

Contaminant releases through gaseous emissions and airborne particulates are not significant at Building 1200. The AOC is vegetated, located in a humid, temperate climate, and soil moisture content is typically high, which prevents dust borne contaminant migration. Therefore, there is likely little to no gaseous emission, and contaminant levels in the air pathway are minor to nonexistent.

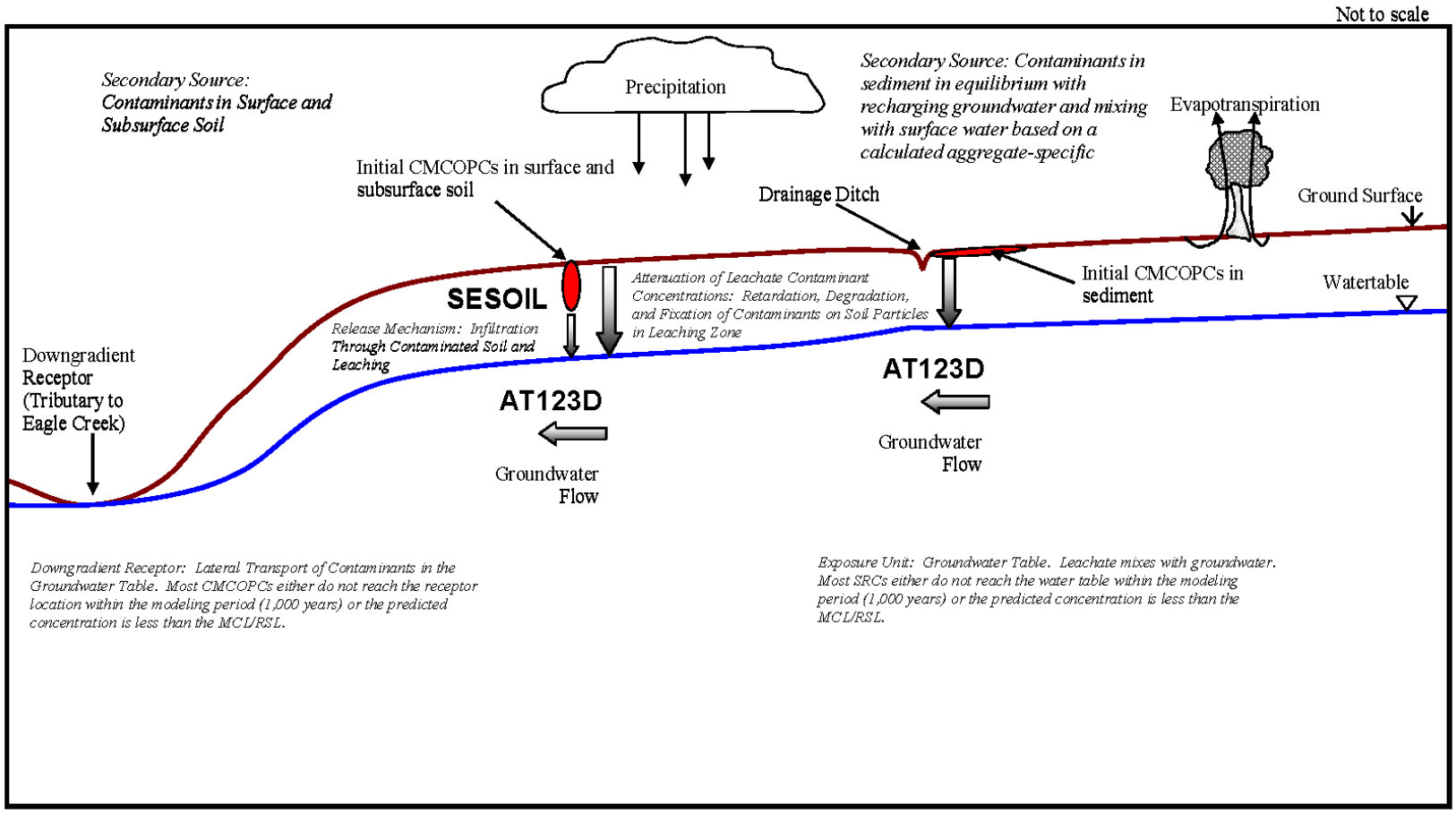

Figure 6-1. Contaminant Migration Conceptual Model

6.2.4 Water Budget

The potential for contaminant transport begins with precipitation. Percolation is the driving mechanism for leaching of soil contaminants to groundwater. The actual amount of rainwater available for flow and percolation to groundwater is highly variable and dependent upon soil type and climatic conditions. A water balance calculation can be used as a tool to quantitatively account for all the components of the hydrologic cycle. The quantified elements of the water balance are used for inputs to the soil leaching and groundwater transport models discussed later. The components of a simple steady-state water balance model include precipitation (P), evapotranspiration (ET), surface runoff (Sr), and groundwater recharge or percolation (q). These terms are defined as follows:

$$P = ET + Sr + q \qquad \text{(Equation 6-3)}$$

or

$$\text{Rainwater available for flow} = Sr + q = P - ET \qquad \text{(Equation 6-4)}$$

It is expected that loss of runoff also occurs in the form of evaporation. The remaining water after runoff and evaporation is available for percolation, which includes loss to the atmosphere by evapotranspiration. The water balance estimations were developed using the Hydrologic Evaluation of Landfill Performance (HELP) model (USEPA 1994). See Table E-3 in Appendix E for parameters used in the HELP model to develop the water balance estimates used in the evaluation. Calculations using precipitation and temperature data for a 100-year period were generated synthetically using coefficients for Cleveland, Ohio.

The annual average water balance estimates indicate an evapotranspiration of 28% (10.3 inches) of total precipitation (37 inches). The remaining 72% (27 inches) of rainwater is available for surface water runoff and percolation to groundwater. Of the 27 inches of water available for runoff or percolation, groundwater recharge (percolation) accounts for 13% (3.6 inches), and surface runoff (along topography to nearest surface water bodies) accounts for the remaining 87% (23.4 inches).

6.3 SOIL AND SEDIMENT SCREENING ANALYSIS

Soil and sediment screening analyses are screening evaluations performed to identify SRCs with the potential to leach to groundwater as CMCOPCs. The soil leachability analysis is a five step screening process. Steps include:

1. Identify SRCs for sample aggregates of interest (presented in Section 5.0);

2. Compare the maximum concentration of SRCs with generic soil screening levels (GSSLs) to develop initial CMCOPCs;

3. Compare the maximum concentration of initial CMCOPCs with site-specific soil screening levels (SSSLs) [GSSL multiplied by the site-specific dilution attenuation factor (DAF)] to refine the initial CMCOPCs;

4. Screening the initial CMCOPCs with a travel time leaching analysis of 1,000 years; and

5. Evaluate CMCOPCs using fate and transport models to develop CMCOCs.

In addition to the five step soil screening analysis, a sediment screening analysis was also performed. SRCs in sediment were screened by developing leachate concentrations assuming equilibrium between sediment and recharging groundwater and using an AOC- specific DAF.

The CMCOCs are defined as the chemicals with potential to leach to groundwater and migrate to downgradient receptor locations at a concentration exceeding the FWCUGs for the AOC-specific receptors, facility-wide background concentrations, and maximum contaminant level/regional screening level (MCL/RSL). If a predicted chemical concentration is lower than at least one of these three screening goals either below the source or at the downgradient receptors, the chemical is not a CMCOC.

6.3.1 Soil Screening Analysis

The first step of the soil screening analysis is the development of SRCs, as presented in Section 5.0 and summarized in Section 6.1.

The second step of the screening process involves comparing the maximum concentrations of the SRCs identified in Section 5.0 with MCL-based (GSSLs). The GSSLs were developed for Superfund sites for contaminant migration to groundwater (USEPA 1996b; USEPA 2010a). The GSSL is defined as the concentration of a chemical in soil that represents a level of contamination below which there is no concern for impacts to groundwater under CERCLA, provided conditions associated with soil screening levels (SSLs) are met. Generally, if chemical concentrations in soil fall below the GSSL, and there are no groundwater receptors of concern or anticipated exposures, then no further study or action is warranted for that area. If the GSSL for a chemical is not available, the USEPA risk-based SSL for soil for groundwater migration is used (USEPA 2010a). If neither the USEPA GSSL nor the USEPA risk-based SSL for a chemical is available, then no further evaluation of the chemical is performed, and it is eliminated from the list of the initial CMCOPCs. However, some chemicals have been assigned surrogates by risk assessors if the chemical without an SSL is similar to another chemical with an SSL. Surrogates used for this analysis include pyrene for benzo(ghi)perylene and phenanthrene.

The initial CMCOPC screen, as presented in Table E-4 in Appendix E, eliminates five inorganic chemicals and fourteen organic chemicals from further consideration. Ten inorganic chemicals (arsenic, barium, beryllium, cadmium, cobalt, copper, lead, manganese, selenium, and thallium), and six organic (TNT, benz(a)anthracene, benzo(b)fluoranthene, HMX, naphthalene, and RDX) SRCs exceeded their GSSLs and are carried forward to the next screening step.

The third step of the soil screening process involves comparing the maximum contaminant concentrations with the SSSLs. The SSSL is defined as the GSSL multiplied by the AOC-specific DAF. In the derivation of the GSSLs, direct partitioning is used, assuming groundwater is in contact

with the chemicals in soil and the groundwater concentration is equal to the leachate concentration. However, as leachate moves through soil, chemical concentrations are attenuated by adsorption and degradation. When the leachate reaches the water table, dilution by groundwater further reduces leachate concentrations. This reduction in concentration can be expressed by a DAF. The DAFs can vary based on AOC-specific characteristics (e.g., hydrogeologic properties, contaminated source area, depth to contamination). As described in the *Soil Screening Guidance: Technical Background Document* (USEPA 1996b), contaminant dilution in groundwater is estimated at each AOC from an AOC-specific DAF. The DAF, which is defined as the ratio of soil leachate concentration to receptor point concentration, is minimally equal to 1. Dilution in groundwater is derived from a simple mixing zone equation (Equation 6-5) and relies upon estimation of the mixing zone depth (Equation 6-6).

$$DAF = 1 + \frac{(K \times i \times d)}{(q \times L)} \qquad \text{(Equation 6-5)}$$

where:

DAF = dilution attenuation factor
K = aquifer hydraulic conductivity (m/yr)
i = horizontal hydraulic gradient (m/m)
q = percolation rate (m/yr)
L = source length parallel to groundwater flow (m)
d = mixing zone depth (m) (which is defined below)

$$d = \sqrt{0.0112 \times L^2} + d_a \times \left[1 - \exp\left(\frac{-L \times q}{K \times i \times d_a}\right)\right] \qquad \text{(Equation 6-6)}$$

where:

d_a = aquifer thickness (m)
$d \leq d_a$

As stated above, if the aquifer thickness is less than the calculated mixing zone depth, then the aquifer thickness is used for "d" in the DAF calculation. The DAF calculation is presented in Table E-5 in Appendix E. It should be noted that the purpose of this screen is not to identify the chemicals that may pose risk at downgradient locations, but to target those chemicals that may pose the greatest problem if they are migrating from the AOC.

Based on this screening and an AOC-specific DAF of 1.01, only those chemicals that exceeded their published or calculated GSSL multiplied by the DAF were identified as the initial CMCOPCs, based on leaching to groundwater. No additional SRCs were eliminated during the SSSL screening at Building 1200. These initial CMCOPCs, presented in Table E-6 in Appendix E include 10 inorganic chemicals (arsenic, barium, beryllium, cadmium, cobalt, copper, lead, manganese, selenium, and thallium), and 6 organic chemicals (TNT, benz(a)anthracene, benzo(b)fluoranthene, HMX, naphthalene, and RDX).

The fourth step of the soil screening process involves eliminating from further consideration those initial CMCOPCs identified in the SSSL evaluation which require more than 1,000 years to leach through the unsaturated zone before reaching the water table. The time period of 1,000 years was conservatively selected to evaluate eventual migration of the contaminant front to the water table despite uncertainties in vadose zone hydraulic parameters and groundwater recharge over time. Additionally, USACE (USACE 2003a) suggests a screening value of 1,000 years to be used due to the high uncertainty associated with predicting conditions beyond that time frame. Therefore, the initial CMCOPCs at the selected sources were screened against a travel time greater than 1,000 years. The travel time in this screen is the time required for a CMCOPC to migrate vertically from the base of the soil interval detected above background concentration to the water table. This distance is the leaching zone (Lz) evaluated in Table E-7 in Appendix E, which varies across the AOC based on the varying depths of soil sample concentrations above the background concentrations and the elevation of the water table. The estimated travel time for each initial CMCOPC to reach the water table is determined using the following equation:

$$T = \frac{Lz \times R}{V_p} \qquad \text{(Equation 6-7)}$$

Where:

T = leachate travel time (year)
Lz = thickness of attenuation zone (ft)
R = retardation factor (dimensionless) (Equation 6-2)
V_p = pore water velocity (ft/year)

and

$$V_p = \frac{q}{\theta_w} \qquad \text{(Equation 6-8)}$$

Where:

q = infiltration rate (ft/year)
θ_w = fraction of total porosity that is filled by water

If the travel time for a chemical from a source area exceeded 1,000 years, then the chemical was eliminated from the list of initial CMCOPCs. Initial CMCOPCs with travel times less than 1,000 years are retained for further analysis (Appendix E, Table E-7). The constituents selected for further evaluation with Seasonal Soil Compartment (SESOIL) modeling are listed in Table 6-1; these include two inorganic chemicals (copper and selenium) and four organic chemicals (TNT, HMX, naphthalene, and RDX). Arsenic, barium, beryllium, cadmium, cobalt, lead, manganese, thallium, benz(a)anthracene, and benzo(b)fluoranthene were eliminated from the list of initial CMCOPCs based on their travel times exceeding 1,000 years.

In the fifth step, the initial CMCOPCs were further evaluated using fate and transport models provided in Section 6.4.

Table 6-1. Initial CMCOPCs Identified from Soil Screening Analysis

Analyte	Maximum Concentrations (mg/kg)	ISM Sample Source Area	Sample Depth (ft bgs)	Leachate Modeling Required? (Yes/No)
Inorganic chemicals				
Copper	7.10e+01	B12ss-017M-SO	0.0 - 1.0	Yes
Selenium	1.60E+00	B12ss-016M-SO	0.0 - 1.0	Yes
Organic chemical -Explosive				
2,4,6-Trinitrotoluene	2.80E-01	B12ss-017M-SO	0.0 - 1.0	Yes
HMX	1.10E+01	B12ss-019M-SO	0.0 - 1.0	Yes
RDX	1.30E+01	B12ss-019M-SO	0.0 - 1.0	Yes
Organic chemicals-Semi-volatile				
Naphthalene	2.60E-02	B12ss-036M	0.0 - 1.0	Yes

bgs = below ground surface
CMCOPC = Contaminant Migration Contaminant of Potential Concern
HMX = octahydro-1,3,5,7-tetranitro-1,3,5,7-tetrazocine
RDX = hexahydro-1,3,5-trinitro-1,3,5-triazine

6.3.2 Limitations and Assumptions of Soil Screening Analysis

It is important to recognize that acceptable soil concentrations for individual chemicals are highly AOC-specific. The GSSLs used in this screening are based on a number of default assumptions chosen to be protective of human health for most AOC conditions (USEPA 1996b). These GSSLs are expected to be more conservative than SSSLs based on AOC conditions. The conservative assumptions included in this analysis are: (1) no adsorption in the unsaturated zone or in the aquifer; (2) no biological or chemical degradation in the soil or in the aquifer; and (3) contamination is uniformly distributed throughout the source. However, the GSSL does not incorporate the existence of contamination already present within the aquifer.

6.3.3 Sediment Screening Analysis

Sediment SRCs were developed for the AOC in Section 5.0. The purpose of this screening analysis is to identify the CMCOPCs based on contaminant migration from the sediment to the groundwater. Any identified CMCOPCs are modeled with Analytical Transient 1-, 2-, 3-Dimensional (AT123D) to a downgradient receptor if present. The steps for the sediment screening analysis include:

1. Determine the maximum concentration for each sediment SRC.

2. Estimate the maximum leaching concentration of a sediment SRC by applying the equilibrium partitioning to the maximum sediment concentration of the SRC.

3. Divide the estimated maximum leaching concentration by a calculated AOC-specific DAF in order to predict the groundwater concentration based on contaminant migration from the sediment to the surface water or groundwater.

4. Compare the predicted groundwater concentrations of the sediment SRCs with their respective MCLs or RSLs to determine the CMCOPCs.

Sediment samples were taken along the banks of drainage ditches located within the AOC. SRCs developed for sediment in Section 5.0 were screened by developing leachate concentrations assuming equilibrium between sediment and groundwater. The groundwater concentrations were diluted based on an AOC-specific DAF. Typically, AOC-specific DAFs are calculated where co-located surface water and sediment samples occur by dividing the calculated leachate concentration by the co-located surface water concentration. However, no co-located samples exist at the Building 1200 AOC. Therefore, a default DAF of 20 (USEPA 1996b) was used for dilution in the sediment screening analysis. Based on this screening analysis, there were no CMCOPCs in the sediment located in the drainage ditches within the AOC. Appendix E, Table E-8 presents results of the sediment screening analysis.

6.4 FATE AND TRANSPORT MODELING

Contaminant fate and transport modeling is performed for initial CMCOPCs based on the conceptual model for the AOC, as discussed in Section 6.2. SESOIL modeling was performed for chemicals identified as the initial CMCOPCs from the soil screening analyses presented in Section 6.3 and summarized in Table 6-1. The SESOIL modeling was performed to predict concentrations of chemicals in the leachate immediately beneath the selected source areas and just above the water table. If the predicted leachate concentration of a CMCOPC exceeded its MCL/RSL, facility-wide background concentration, and FWCUGs for AOC receptors, then the AT123D model was performed to predict the groundwater concentrations directly beneath the source and downgradient at designated receptor locations. The downgradient receptor location is the closest surface water body feature downgradient of the source areas.

6.4.1 Modeling Approach

Contaminant transport includes the movement of water and dissolved material from the source areas to groundwater. This occurs as rainwater infiltrates from the surface and percolates through the area of contamination, its surrounding soil, and into the saturated zone. The downward movement of water driven by gravitational potential, capillary pressure, and other components of total fluid potential, mobilizes the contaminants and carries them through the soil and shallow bedrock into the mixing zone with the water table. Lateral transport within the bedrock is controlled by the groundwater gradient. Vertical transport (evaluated with the SESOIL model) through the overburden to the water table, and horizontal transport (evaluated with the AT123D model) through the bedrock to the downgradient receptor locations are illustrated in Figure 6-1.

The output of the contaminant fate and transport modeling is presented as the expected maximum concentration of modeled contaminants at the selected receptor locations. For SESOIL, the receptor location is the groundwater table beneath the source area. For this analysis, three ISM sampling areas were considered as sources of contamination based on the results of the soil screening analysis. A

separate SESOIL analysis was performed for each initial CMCOPC listed in Table 6-1 and presented on Figure 6-2.

The predicted maximum leachate concentration just above the water table, observed in the SESOIL results, was compared against FWCUGs for the AOC-specific receptors, facility-wide background concentrations, and MCL/RSL. If the predicted maximum leachate concentration of an initial CMCOPC was higher than the FWCUGs, facility-wide background concentrations, and MCL/RSL, the CMCOPC was further evaluated using the AT123D model to predict future maximum concentrations in groundwater beneath the source, as well as at the receptor locations if applicable. If a predicted maximum leachate concentration was lower than at least one of these three screening goals, the chemical was no longer considered a CMCOPC. The predicted maximum concentration in groundwater directly below the source areas and at the receptor locations, observed in the AT123D results, was compared against the FWCUGs, facility-wide background concentrations, and MCL/RSL. If the predicted maximum concentration of a CMCOPC was higher than the FWCUGs, facility-wide background concentrations, and MCL/RSL, the chemical would be retained as a CMCOC. If a predicted maximum concentration in groundwater directly below the source areas and at the receptor location is lower than at least one of these three screening goals, the chemical is not a CMCOC.

6.4.2 Model Applications

The SESOIL model (GSC 1998) used for leachate modeling, when applicable, estimates pollutant concentrations in the soil profile following introduction via direct application and/or interaction with transport media. The AT123D model (DOE 1992) is an analytical groundwater pollutant fate and transport model. It computes the spatial-temporal concentration distribution of waste in the aquifer system and predicts the transient spread of a contaminant plume through a groundwater aquifer. The application of both of these models is discussed in the following subsections.

6.4.2.1 SESOIL Modeling

The SESOIL model defines the soil column as compartments extending from the ground surface through the unsaturated zone and to the upper level of the saturated soil zone or top of bedrock. Processes simulated in SESOIL are categorized in three cycles: the hydrologic cycle, sedimentation cycle, and pollutant cycle. Each cycle is a separate submodule in the SESOIL code. The hydrologic cycle includes rainfall, surface runoff, percolation, soil-water content, evapotranspiration, and groundwater recharge. The sediment washload cycle includes erosion and sediment transport. The pollutant cycle includes convective transport, volatilization, adsorption/desorption, and degradation/decay. A contaminant in SESOIL can partition in up to four phases (liquid, adsorbed, air, and pure).

Data requirements for SESOIL are not extensive and utilize a minimum of AOC-specific soil and chemical parameters and monthly or seasonal meteorological values as input. Output of the SESOIL model include pollutant concentrations at various soil depths and pollutant loss from the unsaturated soil zone in terms of surface runoff, percolation to groundwater, volatilization, and degradation. The

mathematical representations in SESOIL generally consider the rate at which the modeled processes occur, the interaction of different processes with each other, and the initial conditions of both the waste area and the surrounding subsurface matrix material.

The input data for SESOIL can be grouped into four types: climatic data, chemical data, soil data, and application data. There are a total of 61 separate parameters contained in these four data groups. Wherever possible, AOC-specific parameter values were used for the modeling. Certain parameters, however, were not available for the source areas, and were estimated based on pertinent scientific literature, geochemical investigations, and checks for consistency between model results and historical data. Conservative estimates were used when a range of values existed or parameter values were not available.

6.4.2.2 Climate Data

The climatic data file of SESOIL consists of an array of mean monthly temperature, mean monthly cloud cover fraction, average monthly relative humidity, reflectivity of the earth's surface (i.e., shortwave albedo), average daily evapotranspiration, monthly precipitation, mean number of storm events per month, mean duration of rainfall, and mean length of rainy season. The climatic data is presented in Table E-9 in Appendix E. This data was taken from the Youngstown Weather Service Office Air Port, Ohio, weather station as it was determined to be most appropriate, corresponding to the latitude and the longitude at RVAAP.

Climate data from Youngstown were used for the vertical transport analysis because the SESOIL model had coefficients for Youngstown stored within the SESOIL program. Climate data from Cleveland were used for the soil screening analysis because the HELP model had coefficients for Cleveland stored within the HELP program. Both programs produced virtually the same recharge rate (9.40 cm/year for Cleveland and 9.42 cm/year for Youngstown) for each location. Therefore, since the recharge rate was similar in both situations, the weather data stored within each program were used since the data were available.

6.4.2.3 Chemical Data

The pollutant fate cycle of SESOIL focuses on the various chemical transport and transformation processes that may occur in the soil zone. These processes include volatilization/diffusion, adsorption/desorption, cation exchange, biodegradation and hydrolysis, and metal complexation. The chemical-specific parameters are presented in Appendix E (Table E-10). The distribution coefficients (K_ds) for inorganic chemicals were obtained from the *Soil Screening Guidance: Technical Background Document* assuming a neutral pH of 7, unless stated otherwise (USEPA 1996b). The K_ds for organic chemicals were estimated from organic carbon-based water partition coefficients (K_{oc}) using the relationship $K_d = (f_{oc})(K_{oc})$, where f_{oc} = soil organic carbon content is the mass fraction obtained from AOC-specific measurements, and K_{oc} values were obtained from *Soil Screening Guidance: Technical Background Document* (USEPA 1996b), unless otherwise stated. In general,

biodegradation rates are not applicable for inorganic CMCOPCs, and biodegradation was not considered for the organic chemicals in this evaluation.

6.4.2.4 Soil Data

The soil data file of SESOIL contains input parameters describing the physical characteristics of the subsurface soil and is presented in Table 6-2. The parameters include soil bulk density, intrinsic permeability, soil disconnectedness index, soil porosity, organic carbon content, and cation exchange capacity. AOC-specific data were used from geotechnical samples collected at the AOC during the PBA08 RI (Table 5-8). There is, however, no measurement method for the soil disconnectedness index or a measured value of the Freundlich exponent. Soil disconnectedness index is a parameter that relates the soil permeability to the moisture content. Thus, SESOIL default values were used for these two parameters.

An average intrinsic permeability for the vadose zone representing the unconsolidated zone above the water table was calibrated using the percolation rate of 9.42 cm/year (3.6 inches/year) as the calibration target. The model was calibrated against the percolation rate by varying the intrinsic permeability and by keeping all other AOC-specific geotechnical parameters fixed. The final hydrogeologic parameter values used in this modeling are shown in Table 6-2. The soil porosity was set to the AOC-specific value. The intrinsic permeability, calibrated in SESOIL to the percolation rate (determined from a water balance estimated in HELP) was found to match the AOC-specific measurements from geotechnical samples.

Soil disconnectedness index replaces the moisture retention curves (or characteristic curves) used by other unsaturated zone leaching models. SESOIL User's Guide defines this parameter to be the exponent relating the “wetting” and “drying” time-dependent permeability of soil to its saturated permeability (Hetrick and Scott 1993). This “one variable” approach of using soil disconnectedness index in SESOIL simplifies the data estimation process and reduces computational time. In addition, this parameter was calibrated for four different soil types ranging from sandy loam to clay (Hetrick et al. 1986), and calibrated values fell within the default range specified in the SESOIL User's Guide.

Table 6-2. Unit Specific Parameters Used in SESOIL and AT123D Modeling

Parameters	Symbol	Units	Value	Source for Value
SESOIL				
Percolation Rate (Recharge Rate)	q	m/yr	9.42E-02	0.1 * SESOIL Precipitation for Youngstown, Ohio
Horizontal Area of Aggregate	A_p	sq. cm	Sample specific	Sample specific
Intrinsic Permeability - clayey sand	p	cm^2	8.20E-11	Calibrated from SESOIL model
Disconnectedness Index	c	unitless	10	Calibrated from SESOIL model
Freundlich Equation Exponent	n	unitless	1	SESOIL default
Fraction Organic Carbon	f_{oc}	unitless	1.20E-03	From the PBA08 RI geotechnical sample B12sb-029-5091-SO
Bulk Density	ρ_b	kg/L	1.63	
Moisture Content	w	wt %	22.5	
Water-filled Soil Porosity	θw	unitless	0.367	
Air-filled Soil Porosity	θa	unitless	0.00800	
Porosity - total	n_T	unitless	0.375	
Vadose Zone Thickness	Vz	m	2.74	Average based on ground surface elevations and depth to water table from Figure 3-1
Leaching Zone Thickness	Th	m	2.43	Average based on vadose zone thicknesses and results for CMCOPCs in soil
AT123D				
Aquifer Thickness	h	m	6	Facility-wide assumption for the unconsolidated aquifer presented the Load Line 1 investigation (USACE 2003a)
Hydraulic Conductivity in Saturated Zone	K_S	cm/s	5.70E-05	Slug test performed at the four monitoring wells at Building 1200 in January and February 2005
Hydraulic Gradient	i	unitless	1.80E-02	Average gradient determined from Figure 3-1
Effective porosity	n_e	unitless	0.2	Assumed for sandstone (USEPA 1985)
Dispersivity, longitudinal	α_L	m	30	Assumed
Dispersivity, transverse	α_T	m	3	0.1 α_L
Dispersivity, vertical	α_V	m	0.3	0.01 α_L
Retardation factor	R_d	unitless	chemical-specific	Presented in the Table E-7 in Appendix E

United States Environmental Protection Agency (USEPA) 1985. *Water Quality Assessment: A Screening Procedure for Toxic and Conventional Pollutants in Surface and Ground Water, Revised 1985 Parts 1 and 2, EPA/600/6-85/002*. September 1985.
United States Army Corps of Engineers (USACE) 2003a. *Phase II Remedial Investigation Report for the Load Line 1 at the Ravenna Army* 37 *Ammunition Plant, Ravenna, Ohio*. June 2003.
AT123D = Analytical Transient 1-,2-,3-Dimensional model
CMCOPC = Contaminant Migration Chemical of Potential Concern
PBA08 RI = Performance-Based Acquisition 2008 Remedial Investigation
SESOIL = Seasonal Soil Compartment model

6.4.2.5 Source Terms

Analytical data from surface and subsurface soil collected at the AOC were used as source terms for SESOIL modeling. All the samples at different depth intervals were compiled to provide a detailed loading option for the SESOIL model. The samples with the maximum soil concentration for each CMCOPC listed in Table 6-1 were used as source term concentrations for the SESOIL model.

6.4.2.6 Application Data

Two layering schemes were developed for sample locations due to the varying thicknesses of the leaching zone based on the depth of soil sample concentrations. Each layering scheme consisted of four layers. The top layer of each model (Layer 1) was 1 ft thick (0.0-1.0 ft bgs), the second layer was 3 ft thick (1.0-4.0 ft bgs), the third layer was 4.5 ft thick (4.0-8.5 ft bgs), and the fourth layer was 0.5 ft thick (8.5-9.0 ft bgs) in all layering schemes. The layering scheme for the copper, TNT, HMX, naphthalene, and RDX models consisted of a 1.0 ft thick loading zone in Layer 1 and an 8.0 ft thick leaching zone in Layers 2 through 4. The layering scheme for the selenium model consisted of a 4.0 ft thick loading zone in Layers 1 and 2 and 5.0 ft thick leaching zone in Layers 3 and 4. The layers were divided into appropriate sub-layers, as this configuration resulted in contaminant loading at intervals close to the actual intervals sampled and represented by the analytical data. Layer 4 was included just above the water table to read output results at the water table/vadose zone interface. Details of the model layers utilized in this modeling are presented in Table E-11 in Appendix E.

6.4.3 SESOIL Modeling Results

SESOIL modeling was performed for initial CMCOPCs (copper, selenium, TNT, HMX, RDX, and naphthalene) that have the potential to reach the water table within 1,000 years based on the soil screening analysis results (Table 6-1). Table 6-3 presents the predicted peak leachate concentrations beneath the source areas relative to the sample area locations, and the corresponding time of the peak leachate concentrations. The FWCUGs, facility-wide background concentrations, and MCL/RSL values for the CMCOPCs are also shown in this table for comparison purposes. The maximum leachate concentrations of selenium, TNT, HMX, and RDX below the source and just above the water table exceeded their respective screening criteria. Therefore, selenium, TNT, HMX, and RDX were selected as final CMCOPCs for AT123D modeling. Copper and naphthalene were excluded as final CMCOPCs for further evaluation based on the results of the SESOIL modeling. Figures E-5 through E-10 in Appendix E show the leachate mass flux versus time plots generated by SESOIL for the final CMCOPCs. The detailed input and output files of the SESOIL modeling are provided on a CD ROM included in Attachment 1 of Appendix E.

Table 6-3. Summary of SESOIL Modeling Results

Initial CMCOPC	Maximum Soil Concentration (mg/kg)	ISM Sample Source Area	Maximum Depth of Contamination (ft bgs)	Depth to Groundwater (ft bgs)	Predicted $C_{leachate, max}$ Beneath the Source (mg/L)	Time Required to Reach $C_{leachate, max}$ (years)	MCL/ RSL (mg/L)	FWCUG (mg/L)[a]		Facility-Wide Background Unconsolidated Groundwater (mg/L)	Final CMCOPC?[b] (Yes/No)
								National Guard Trainee	Resident Farmer		
Inorganic chemicals											
Copper	7.10E+01	B12ss-017M	1.0	9.0	1.17E+00	540	4.60E+01	None	None	0.00E+00	No
Selenium	**1.60E+00**	**B12ss-016M**	**1.0**	**9.0**	**2.54E-01**	**103**	**5.00E-02**	**None**	**None**	**0.00E+00**	**Yes**
Organic chemicals-Explosive											
2,4,6-Trinitrotoluene	**2.80E-01**	**B12ss-017M**	**1.0**	**9.0**	**3.07E-02**	**88**	**2.20E-03**	**3.06E-02**	**2.84E-03**	**None**	**Yes**
HMX	**1.10E+01**	**B12ss-019M**	**1.0**	**9.0**	**5.00E+00**	**21**	**1.80E+00**	**None**	**None**	**None**	**Yes**
RDX	**1.30E+01**	**B12ss-019M**	**1.0**	**9.0**	**1.81E+01**	**7**	**6.10E-04**	**8.34E-03**	**7.74E-04**	**None**	**Yes**
Organic chemicals-Semi-volatile											
Naphthalene	2.60E-02	B12ss-036M	1.0	9.0	3.49E-03	48	6.20E-03	None	None	None	No

[a]The FWCUG is based on a target risk of 10^{-6} and a Hazard Index of 0.1.
[b]The Final CMCOPC was identified comparing predicted maximum leachate concentration to MCL/RSL, FWCUGs, and facility-wide background concentration. A constituent is a CMCOPC if its predicted leachate concentration exceeds its MCL/RSL within 1,000 years.
bgs = below ground surface
CMCOPC=Contaminant Migration Chemical of Potential Concern
FWCUG=Facility-Wide Cleanup Goal
HMX = octahydro-1,3,5,7-tetranitro-1,3,5,7-tetrazocine
MCL=Maximum Contaminant Level
RDX = hexahydro-1,3,5-trinitro-1,3,5-triazine
RSL=Regional Screening Level
SESOIL = Seasonal Soil Compartment model
Bold = CMCOPCs exceeding MCL/RSL, FWCUGs, and facility-wide background concentration

6.4.4 AT123D Modeling in the Saturated Zone

The fate and transport processes accounted for in the AT123D model include advection, dispersion, adsorption/retardation, and decay. This model can be used as a tool for estimating the dissolved concentration of a chemical in three dimensions in the groundwater resulting from a mass release over a source area (point, line, area, or volume source). The model can handle instantaneous, as well as continuous, source loadings of CMCOPC concentrations. AT123D is frequently used by the scientific and technical community to perform quick and conservative estimates of groundwater plume movement in space and time. SESOIL and AT123D are linked in a software package (RISKPRO) so that mass loading to the groundwater predicted by SESOIL can be directly transferred to AT123D. Therefore, AT123D was chosen to predict the maximum concentration of contaminants in groundwater after mixing with the leachate and the future concentrations for the contaminants in groundwater at the receptor locations.

The hydrogeologic parameter values used in this modeling are shown in Table 6-2. Most of the parameters presented in this table are AOC-specific values, unless otherwise indicated in the table. The chemical-specific parameters are presented in Appendix E (Tables E-1, E-2, and E-12). A discussion of model assumptions and limitations is presented in Section 6.4.6.

Selenium, TNT, HMX, and RDX were identified as the final CMCOPCs based on SESOIL results where the leachate concentration exceeded its screening criteria within the AOC. Figure 6-3 presents the locations of the soil samples where the final CMCOPCs exist. Figures E-11 through E-14 in Appendix E show the predicted concentration versus time curves based on AT123D for the final CMCOPCs. The detailed input and output of AT123D modeling is provided on a CD ROM included in Attachment 2 of Appendix E.

6.4.5 AT123D Modeling Results

AT123D modeling was performed for the final CMCOPCs (selenium, TNT, HMX, and RDX) using contaminant loading results from SESOIL. Results of AT123D modeling are shown in Table 6-4 as the predicted groundwater concentration beneath the source area and at the selected downgradient receptor location (i.e., tributary to the Mahoning River). Observed groundwater concentrations from AOC monitoring wells are included in Table 6-4; however, it should be noted that these wells may not exist near the sample location with the maximum concentration and should not be considered in direct correlation. The observed groundwater concentrations were added for comparison—not for screening criteria. The distance to the downgradient receptor was based on the distance along groundwater flow direction (Figure 3-1) to the closest surface water body from the ISM boundary or sediment sample location. The downgradient distance to the tributary to the Mahoning River was 4,120 ft.

The maximum predicted concentrations of selenium and RDX were predicted to exceed the screening criteria beneath the source area and were modeled to the downgradient receptor. The maximum predicted concentrations of TNT and HMX did not exceed the screening criteria below the source,

and they were eliminated as CMCOCs. The maximum predicted concentrations of the remaining final CMCOPCs (selenium and RDX) modeled to the downgradient receptor did not exceed the screening criteria at the downgradient receptor location, and they were eliminated as CMCOCs. Based on the fate and transport evaluation, all SRCs identified in the surface soil, subsurface soil, and sediment sample aggregates are eliminated as posing future impacts to groundwater. AOC-specific groundwater data shown in Table 6-4 provide confirmation of modeling results.

Table 6-4. Summary of AT123D Modeling Results

Final CMCOPC	Maximum Leachate Concentration[a] (mg/L)	Maximum Groundwater Concentrations[b] (C_{MAX}) at the Source (mg/L)	Maximum Groundwater Concentrations[b] (C_{MAX}) at the Downgradient Receptor (mg/L)	Distance to Downgradient Receptor (ft)	Observed $C_{gw,max}$ (mg/L)	Observed $C_{gw,max}$ Location	MCL/RSL (mg/L)	FWCUG (mg/L)[c]		Facility-Wide Background Unconsolidated Groundwater (mg/L)	Final CMCOC?[d] (Yes/No)
								National Guard Trainee	Resident Farmer		
Inorganic chemicals											
Selenium	2.45E-01	9.13E-02	0.00E+00	4,120	4.70E-03	B12mw-010	5.00E-02	None	None	0.00E+00	No
Organic chemicals-Explosive											
2,4,6-Trinitrotoluene	3.07E-02	5.56E-03	0.00E+00	4,120	ND	ND	2.20E-03	3.06E-02	2.84E-03	None	No
HMX	5.00E+00	4.46E-01	0.00E+00	4,120	1.60E-04	B12mw-012	1.80E+00	None	None	None	No
RDX	1.81E+01	6.20E-01	7.49E-05	4,120	ND	ND	6.10E-04	8.34E-03	7.74E-04	None	No

[a]Represents SESOIL predicted maximum leachate concentration just above the water table.
[b]The receptor concentration was estimated using the results from SESOIL and applying AT123D model.
[c]The FWCUG is based on a target risk of 10^{-6} and a Hazard Index of 0.1.
[d]The CMCOC was identified comparing predicted concentration in groundwater to MCL/RSL, FWCUGs, and facility-wide background concentration. A constituent is a CMCOC if its predicted concentration in groundwater exceeds all its screening criteria within 1,000 years.
AT123D = Analytical Transient 1-, 2-, 3- Dimensional
CMCOC = Contaminant Migration Chemical of Concern
CMCOPC = Contaminant Migration Chemical of Potential Concern
FWCUG = Facility-Wide Clean-up Goal
HMX = octahydro-1,3,5,7-tetranitro-1,3,5,7-tetrazocine
MCL = Maximum Contaminant Level
ND = Not Detected
RDX = hexahydro-1,3,5-trinitro-1,3,5-triazine
RSL = Regional Screening Level
SESOIL = Seasonal Soil Compartment model

6.4.6 Limitations/Assumptions

In general, a conservative modeling approach was used, which may overestimate the contaminant concentration in the leachate for migration from observed soil concentrations. Listed below are important assumptions used in this analysis.

- The use of K_d and R_d to describe the reaction term of the transport equation assumes that an equilibrium relationship exists between the solid-phase and solution-phase concentrations, and that the relationship is linear and reversible.

- Since AOC-specific data are not available, the K_d values and K_{oc} values used in this analysis for all the CMCOPCs represent literature or calculated values and may not represent conditions at the AOC.

- The K_d for inorganic chemicals used here assumed a neutral pH of 7. The K_d for inorganic chemicals varies with pH; therefore, if AOC-specific pH measurements are greater than 7, the K_d and calculated screening parameters (such as the retardation factor) will deviate from those presented here.

- Flow and transport in the vadose zone is one-dimensional (i.e., only in the vertical direction).

- This modeling used the current soil concentrations that were collected approximately 65 years after historical operations were terminated at the AOC. Therefore it does not account for chemicals that have already leached to groundwater.

- Flow and transport are not affected by density variations.

- A realistic distribution of soil contamination is not considered. The maximum concentration value was used as the source term concentrations for SESOIL model layers, a highly conservative assumption that is expected to produce higher leachate concentrations for the CMCOPCs than the average condition. The horizontal distribution of soil contamination was assumed based on concentration levels from nearby sample locations as opposed to taking into account the entire area.

- The water budget represents an overall average rainwater recharge and assumes an even distribution of percolation in the modeled area. An average water balance assumes some areas will have higher or lower recharge based on the heterogeneity of the soil and varying topography.

The inherent uncertainties associated with using these assumptions must be recognized. K_d values are highly sensitive to changes in the major chemistry of the solution phase. Therefore, it is important that the values be measured or estimated under conditions that will represent as closely as possible those of the contaminant plume. Deviations from actual AOC-specific parameter values from assumed literature values may significantly affect contaminant fate predictions. It is also important to

note that the contaminant plume will change over time and will be affected by multiple solutes that are present at the AOC. The effects of heterogeneity and anisotropy are not addressed in these simulations.

The discrepancy between the contaminant concentrations measured in the field and the values predicted by the model could be investigated by performing sensitivity analyses on the model input parameters that have the most influence on the model predictions. These parameters are: (1) biodegradation rate constants for organic chemicals; (2) saturated hydraulic conductivity; (3) soil porosity; (4) fraction of soil organic carbon-content (f_{oc}) for organic chemicals; (5) K_d for inorganic chemicals; and (6) longitudinal, transverse, and vertical dispersivity values. Generally, higher biodegradation rates will produce lower concentrations, and lower rates will produce higher concentrations for organic chemicals without impacting the results of the inorganic chemicals. Higher hydraulic conductivity and dispersivity causes higher advection and dispersion, thereby producing lower peaks near the source area, but increasing the migration distance. The reverse will be true with lower hydraulic conductivity and dispersivity values. Higher f_{oc} values have similar effect on organic chemicals as higher K_d has on inorganic chemicals. They decrease the mobility of the chemicals as well as produce lower concentrations in groundwater.

6.5 SUMMARY AND CONCLUSIONS

Based on the results of the PBA08 RI sampling activities, inorganic SRCs and organic SRCs exist in surface soil, subsurface soil, and sediment at the AOC. These SRCs were further evaluated to determine if residual concentrations in sediment and soil are protective of groundwater.

Conclusions of the soil screening, sediment screening, leachate modeling, and groundwater modeling are as follows.

- Copper, selenium, TNT, HMX, RDX, and naphthalene were identified as initial CMCOPCs based on soil screening and travel time analyses (Table 6-1).

- There were no CMCOPCs in sediment based on the sediment screening analysis.

- Selenium, TNT, HMX, and RDX were identified as final CMCOPCs from the contaminant fate and transport modeling leachate modeling. Based on the results of the SESOIL modeling (Table 6-3), the maximum concentration for selenium, TNT, HMX, and RDX in leachate directly below the source and above the water table were above the respective screening criteria. Therefore, AT123D modeling was required to predict the maximum concentration of the final CMCOPCs in groundwater after mixing with the leachate.

- The maximum predicted concentrations of TNT and HMX did not exceed the screening criteria below the source area and were therefore eliminated as CMCOCs. The AT123D model predicted maximum concentrations of selenium and RDX were predicted to exceed the screening criteria beneath the source area, but did not exceed the screening criteria at the downgradient receptor

location (i.e., tributary to the Mahoning River). Observed groundwater concentrations at Building 1200 provide confirmation of modeling results.

Based on the sediment and soil screening analyses and fate and transport modeling, all SRCs found in the sediment, surface soil, and subsurface soil samples, and evaluated through the stepwise fate and transport screening evaluation presented here are eliminated as posing future impacts to groundwater.

THIS PAGE INTENTIONALLY LEFT BLANK.

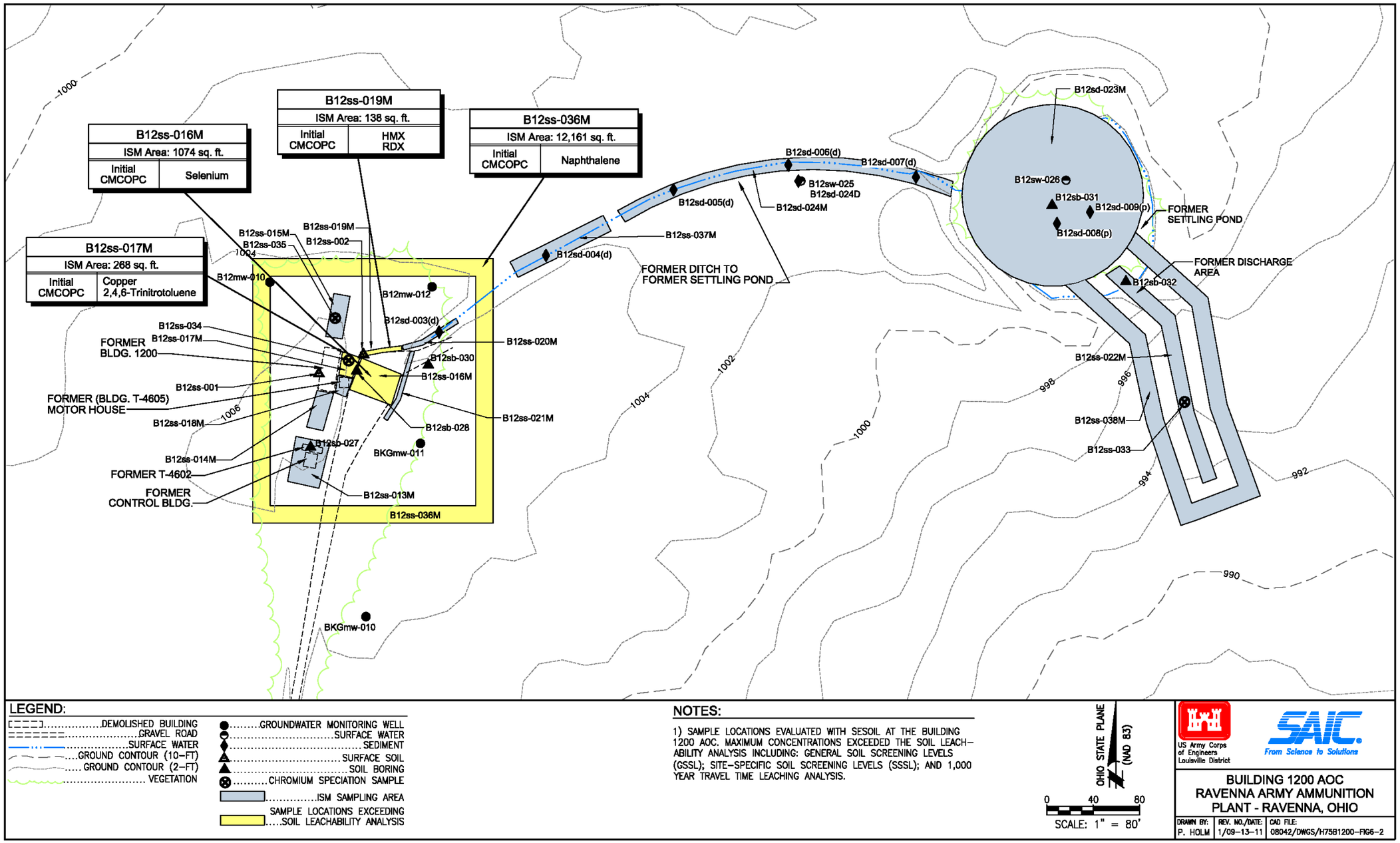

Figure 6-2. Initial CMCOPCs Identified in Soil Screening Analysis for SESOIL Evaluation

THIS PAGE INTENTIONALLY LEFT BLANK.

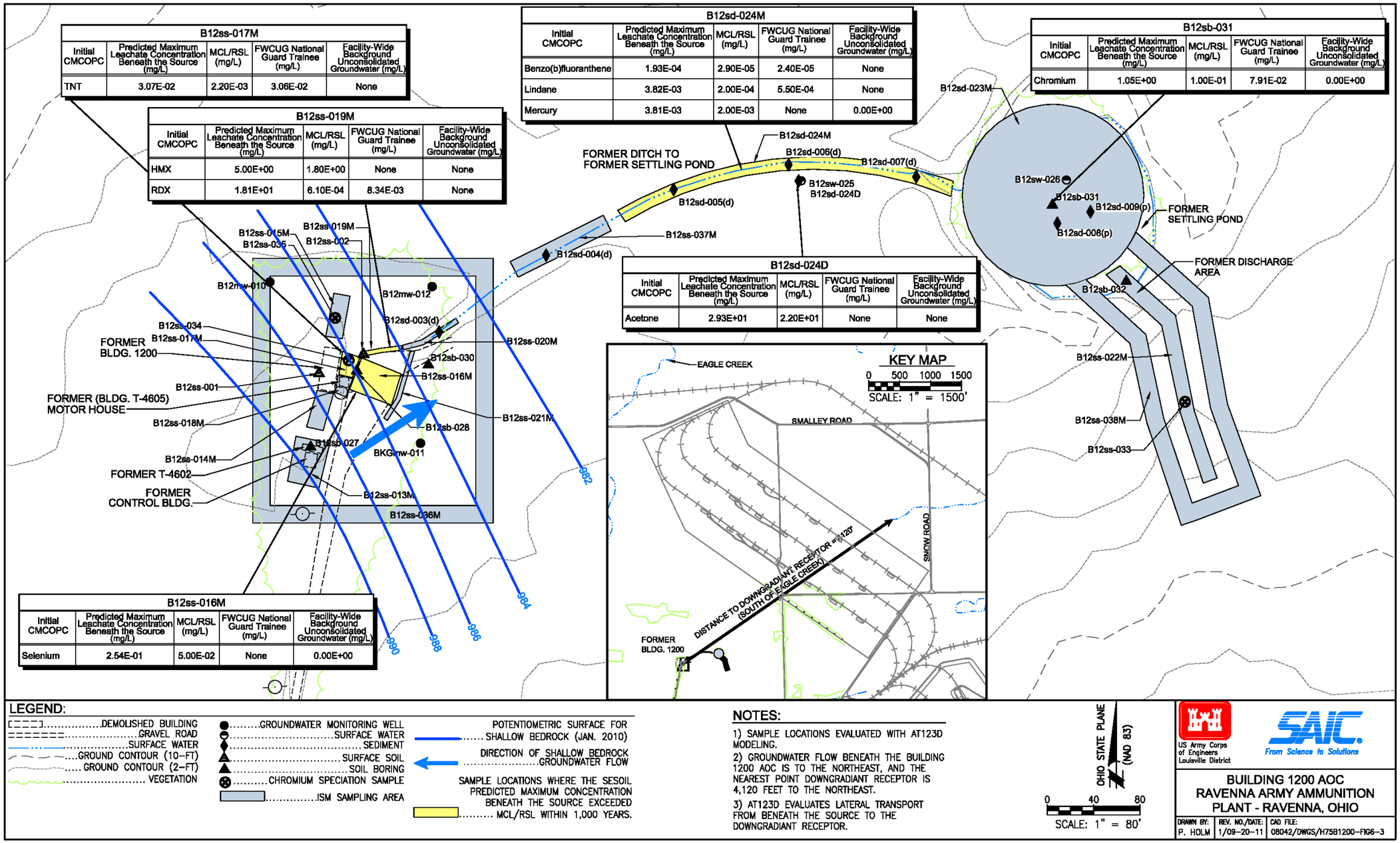

Figure 6-3. CMCOPCs Identified in SESOIL for AT123D Evaluation

THIS PAGE INTENTIONALLY LEFT BLANK.

7.0 RISK ASSESSMENT

7.1 DATA EVALUATION FOR HUMAN HEALTH AND ECOLOGICAL RISK ASSESSMENTS

The purpose of this data evaluation is to develop a set of chemical data suitable for use in the HHRA and ERA. Data were evaluated to establish data aggregates and identify a list of SRCs.

Section 5.1 includes a summary of available data. Data collected at the Building 1200 AOC were grouped (aggregated) by environmental medium (e.g., surface soil), EU, and sample type (i.e., discrete or ISM). Samples included in the risk assessment datasets for surface soil, deep surface soil, subsurface soil, surface water, and sediment are listed in Tables 7-1 through 7-4. A description of the data aggregates for the media for which human and ecological receptors are potentially exposed is provided in Section 7.1.1, followed by a summary of SRCs in Section 7.1.2.

7.1.1 Data Aggregates

7.1.1.1 Soil Data

The Building 1200 AOC is evaluated as a single EU. Evaluation as a single EU is appropriate for the current land use and RAFLU at this AOC (i.e., National Guard Training; see Section 7.2.3) because a trainee could potentially move across the entire area during training. Although the Building 1200 AOC is considered a single EU, soil data within the Building 1200 EU were aggregated by the following depth intervals since different future receptors are assumed to be exposed to soil at different depths.

- Surface soil is defined as 0-1 ft bgs (shallow surface soil) for the Resident Farmer (Adult and Child) receptor. This depth interval is also most appropriate for evaluating potential risk to ecological receptors because that layer is the most active biological zone (USACE 2003c). For this risk assessment, shallow surface soil ISM samples collected in November and December 2004 for the Characterization of 14 AOCs and February 2010 for the PBA08 RI, were used to characterize surface soil. Older discrete shallow surface soil samples collected in 1996 for the Phase I Remedial Investigation of High-Priority Areas of Concern (USACE 1998) were not used in the risk assessment. The 1996 data were excluded because more recent ISM data collected from approximately the same locations adequately characterize the AOC and are more representative of current AOC conditions. The 1996 data not included in the risk assessment were used in the characterization of nature and extent of contamination (Section 5.0) to evaluate trends over time.

- Deep surface soil is defined as 0 to 4 ft bgs for the National Guard Trainee; however, no samples are available below 3 ft bgs due to the presence of shallow bedrock. Because the upper (0-1 ft bgs) portion of this interval was characterized using ISM sampling and the deeper (1-3 ft bgs) portion of this interval was characterized using discrete samples from soil borings, these two intervals were evaluated separately. That is, the same 0-1 ft ISM data were used for the National

Guard Trainee and Resident Farmer Receptors, and 1-3 ft bgs discrete data were also evaluated for the National Guard Trainee to account for exposure of this receptor to the 0-4 ft deep surface soil interval. It is inappropriate to combine the ISM and discrete sample data due to different levels of variability in these two data types.

- Subsurface soil is defined as 1-13 ft bgs for the Resident Farmer; however, bedrock is present at 3 ft bgs. Therefore, there is no soil exposure below 3 ft bgs. Discrete soil data from 1-3 ft bgs were used to evaluate subsurface soil for this receptor. Subsurface soil is defined as 4-7 ft bgs for the National Guard Trainee. Shallow bedrock precludes the collection of subsurface samples at this depth; therefore, subsurface soil was not evaluated for this receptor. Subsurface soil is not appropriate for evaluating potential risk to most ecological receptors (USACE 2003c).

Samples included in the risk assessment datasets for soil are listed in Tables 7-1 (Surface Soil) and 7-2 (Deep Surface Soil and Subsurface Soil).

Table 7-1. Risk Assessment Dataset for Surface Soil (0-1 ft bgs): ISM Samples

Location	Sample ID	Date	Depth (ft bgs)
B12ss-013M	B12ss-013M-SO	11/05/04	0 - 1
B12ss-014M	B12ss-014M-SO	11/05/04	0 - 1
B12ss-015M	B12ss-015M-SO	11/04/04	0 - 1
B12ss-016M	B12ss-016M-SO	11/04/04	0 - 1
B12ss-017M	B12ss-017M-SO	11/05/04	0 - 0.5
B12ss-018M	B12ss-018M-SO	11/05/04	0 - 1
B12ss-019M	B12ss-019M-SO	12/01/04	0 - 0.5
B12ss-020M	B12ss-020M-SO	12/01/04	0 - 0.5
B12ss-021M	B12ss-021M-SO	11/10/04	0 - 0.5
B12ss-022M	B12ss-022M-SO	11/10/04	0 - 1
B12ss-036M	B12ss-036M-5038-SO	02/16/10	0 - 1
B12ss-037M	B12ss-037M-5039-SO	02/16/10	0 - 1
B12ss-038M	B12ss-038M-5040-SO	02/16/10	0 - 1
B12ss-033[a]	B12ss-033-5041-SO	02/16/10	0 - 1
B12ss-034[a]	B12ss-034-5042-SO	02/16/10	0 - 1
B12ss-035[a]	B12ss-035-5043-SO	02/16/10	0 - 1

[a]Chromium speciation samples used to evaluate the presence of hexavalent chromium. B12ss-033 collected at ISM area B12ss-022M; B12ss-034 collected at ISM area B12ss-017M; B12ss-035 collected at ISM area B12ss-015M.
bgs = below ground surface
ISM = Incremental Sampling Methodology

Table 7-2. Risk Assessment Dataset for Deep Surface Soil and Subsurface Soil: Discrete Samples

Location	Sample ID	Date	Depth (ft bgs)
B12sb-027	B12sb-027-5084-SO	02/23/10	1 - 3
B12sb-028	B12sb-028-5088-SO	02/23/10	1 - 3
B12sb-030	B12sb-030-5094-SO	02/23/10	1 - 2.8
B12sb-031	B12sb-031-5098-SO	02/23/10	1 - 1.8
B12sb-032	B12sb-032-5102-SO	02/23/10	1 - 2.8

Deep surface soil is defined as 0-4 ft bgs for National Guard Trainee. Because samples were collected using ISM for 0-1 ft bgs and discrete sampling method for 1-3 ft these intervals were evaluated separately.
Subsurface soil is defined as 1-13 ft bgs for Resident Farmer. No samples were collected below 3 ft bgs due to the presence of shallow bedrock.
bgs = below ground surface
ISM = Incremental Sampling Method

7.1.1.2 Surface Water and Sediment Data

Surface water at the Building 1200 AOC is limited to the former settling pond and the drainage ditch leading to the former settling pond (Figure 5-6) and is evaluated as a single EU. One other drainage feature (the discharge area from the former settling pond) is generally dry except following a precipitation event; therefore, surface water exposure was not evaluated at the discharge area.

Surface water and sediment samples collected in November 2004 during the Characterization of 14 AOCs and sediment samples collected in February 2010 during the PBA08 RI were used to characterize risks from exposure to chemicals in these media. Two discrete surface water samples and two ISM sediment samples were collected in 2004, one from the drainage ditch leading to the former settling pond and one from within the former settling pond. Additionally, PBA08 RI sampling included a soil boring located in the former settling pond. Because water was present at the time of sampling, the top 0-1 ft bgs interval of this boring was classified as sediment and was included in the evaluation.

Samples included in the risk assessment datasets for surface water and sediment are listed in Tables 7-3 (surface water) and 7-4 (sediment). The small sizes of the surface water and sediment datasets are reflective of the small sizes of these EUs.

Table 7-3. Risk Assessment Dataset for Surface Water

Location	Sample ID	Date
B12sw-025	B12sw-025-SW	11/5/2004
B12sw-026	B12sw-026-SW	11/5/2004

Table 7-4. Risk Assessment Dataset for Sediment

Location	Sample ID	Date	Depth (ft bgs)	Type
B12sb-031	B12sb-031-5097-SO	2/23/2010	0-1	D
B12sd-023M	B12sd-023M-SD	11/5/2004	0-0.5	ISM
B12sd-024M	B12sd-024M-SD	11/5/2004	0-0.5	ISM

bgs = below ground surface
Sample Type: D = discrete, ISM = Incremental Sampling Methodology

Discrete sediment samples collected from the drainage ditch leading to the former settling pond in 1996 during the Phase I RI for High-Priority AOCs were not included in the risk assessment because a more recent ISM sample (B12sb-024M) is available from the same location.

7.1.2 Identification of SRCs

Section 5.1 presents the statistical methods and screening criteria used to identify SRCs present at concentrations that indicate potential impacts related to historical operations within the AOC. The purpose of the identification of SRCs is to determine the presence or absence of contamination that is site-related and is above naturally-occurring levels. The SRC screen followed the three steps outlined in the FWCUG Report and is summarized below:

- Background screening: The MDC of naturally-occurring inorganic chemicals were compared to the facility-wide background concentrations for RVAAP, originally published in the *Phase II Remedial Investigation Report for Winklepeck Burning Grounds* (USACE 2001b) and summarized in the FWCUG Report. Inorganic chemicals detected above background screening values (BSVs) or having no BSVs were retained as SRCs.

- Screening of essential human nutrients: Chemicals considered essential nutrients (e.g., calcium, chloride, iodine, iron, magnesium, potassium, phosphorous, and sodium) are an integral part of the human food supply and are often added to foods as supplements USEPA recommends these chemicals not be evaluated so long as they are: (1) present at low concentrations (i.e., only slightly elevated above naturally occurring levels) and; (2) toxic at very high doses (i.e., much higher than those that could be associated with contact at the AOC) (USEPA 1989). Essential nutrients detected near or below their RDA/RDI-based screening levels were eliminated as SRCs.

- Frequency of detection screening: The FWCUG Report allows for screening based on frequency of detection, where, except for explosives and propellants, analytes detected in less than 5% of the samples can be screened out from further consideration. However, for this AOC no frequency-of-detection screening was performed for soil, surface water, or sediment because fewer than 20 discrete samples were available for these datasets. Frequency of detection screening was not used for ISM samples.

Details of the SRC screening for each exposure medium are provided in Tables 5-4 (surface soil), 5-6 (subsurface soil), 5-10 (sediment), and 5-12 (surface water) and Appendix G Tables G-1 through G-5. The SRCs identified for the Building 1200 AOC are summarized in Table 7-5 below.

Table 7-5. Summary of SRCs

SRC	Surface Soil[a] (0-1 ft bgs)	Deep Surface and Subsurface Soil[b] (1-3 ft bgs)	Sediment	Suface Water
Inorganic chemicals				
Aluminum	X	--	X	--
Arsenic	--	X	--	--
Barium	X	--	--	X
Beryllium	X	X	X	--
Cadmium	X	X	X	--
Chromium	X	--	X	X
Cobalt	X	--	X	--
Copper	X	--	--	--
Lead	X	X	--	--
Manganese	X	--	--	X
Mercury	X	--	X	X
Nickel	X	--	X	X
Selenium	X	--	--	--
Thallium	X	--	--	--
Zinc	X	X	--	--
Explosives				
2,4,6-Trinitrotoluene	X	--	--	--
HMX	X	--	--	X
Nitrocellulose	X	X	X	--
Nitroglycerin	--	--	--	X
3-Nitrotoluene	--	--	--	X
RDX	X	--	--	X
Pesticides				
Lindane	--	--	X	--
SVOCs				
Acenaphthene	--	--	--	--
Acenaphthylene	--	--	--	--
Anthracene	--	--	--	--
Benz(a)anthracene	X	--	--	--
Benzenemethanol	X	--	--	X
Benzoic Acid	--	--	--	X
Benzo(a)pyrene	X	--	--	--
Benzo(b)fluoranthene	X	--	X	--
Benzo(ghi)perylene	X	--	X	--
Benzo(k)fluoranthene	X	--	--	--
Bis(2-ethylhexyl)phthalate	X	--	--	X
Chrysene	X	--	--	--
Fluoranthene	X	X	--	--
Indeno(1,2,3-cd)pyrene	X	--	--	--
2-Methylnaphthalene	X	--	--	--
2-Methylphenol	--	--	--	X
4-Methylphenol	--	--	--	X
Naphthalene	X	--	--	--
Phenanthrene	X	--	--	--
Phenol	--	--	--	X
Pyrene	X	X	--	--

Table 7-5. Summary of SRCs (continued)

SRC	Surface Soil[a] (0-1 ft bgs)	Deep Surface and Subsurface Soil[b] (1-3 ft bgs)	Sediment	Surface Water
VOCs				
Acetone	--	--	X	X
2-Butanone			X	--
Carbon disulfide	--	X	--	--
Toluene	X	--	--	X

[a]Surface soil characterized using ISM sampling
[b]Deep surface and subsurface soil characterized using discrete sampling. Samples collected to a maximum depth of 3 ft bgs due to the presence of shallow bedrock.
bgs = below ground surface
HMX = octahydro-1,3,5,7-tetranitro-1,3,5,7-tetrazocine
RDX= hexahydro-1,3,5-trinitro-1,3,5-triazine
SRC = Site-related Contaminant
SVOC = Semi-volatile Organic Compound
VOC = Volatile Organic Compound
X = chemical is an SRC in this medium
-- = chemical is not an SRC in this medium

7.2 HUMAN HEALTH RISK ASSESSMENT

This HHRA documents the COCs that may pose potential health risks to humans resulting from exposure to contamination at the Building 1200 AOC. This HHRA was conducted as part of the PBA08 RI and is based on the methods from the FWCUG Report as described below.

Recently, the RVAAP project team (i.e., Ohio EPA and USACE Louisville District) proposed an approach for efficient risk-based decision making at RVAAP that incorporates past experience gained through previously completed work. To accomplish this goal of streamlined risk-based decision making, the FWCUG Report was developed to support the environmental remediation of the remaining AOCs at RVAAP to complete final transfer of the land to OHARNG. The FWCUG Report contains calculated FWCUGs and guidance for their application to accelerate the decision-making process for the remaining AOCs, taking advantage of the many risk assessment inputs and decisions for the facility that have been agreed to by stakeholders through the application of the CERCLA process over the past 10 years. Most of the agreed-to risk assessment methods have been documented in the FWHHRAM and follow standard USEPA-approved risk assessment guidance. This includes the Process to Identify RVAAP Chemicals of Potential Concern (presented in Figure 5-1), the use of a TR of 1E-06 and HQ of 0.1 to identify COPCs, and the use of a TR of 1E-05 and HQ of 1.0 to identify COCs.

The approach to risk-based decision-making is as follows (USACE 2010a):

1. Using the risk assessment process presented in the FWHHRAM (and included in the White Paper provided in Appendix A of the FWCUG Report), develop FWCUGs for all COPCs identified from the facility-wide dataset at RVAAP.

2. Perform RI characterization sampling and analysis to establish the baseline chemical concentrations within an AOC.

3. Perform data analysis and mapping to identify SRCs and COPCs following the process presented in Figure 5-1 (Figure 1-2 in the FWCUG Report). Determine EUs and calculate exposure point concentrations (EPCs) for each COPC, following the requirements for performing these tasks as spelled out in the FWHHRAM and further clarified in the position paper developed by USACE provided in Appendix B of the FWCUG Report (USACE 2010a).

4. Compare EPCs to the FWCUGs to determine COCs.

5. Perform the FS, PP, and ROD to address any identified COCs.

Step 1 of this process (develop FWCUGs) has been completed in the FWCUG Report. The results of Step 2 (RI characterization sampling) and Step 3 (mapping and data analysis to identify SRCs) are presented in Sections 4.0 and 5.0 of this PBA08 RI report and are summarized in Section 7.1.

The remainder of Step 3 (identification of COPCs) and Step 4 (determine COCs) are provided in the following subsections and follow the 4 steps for a streamlined risk assessment (also shown in Figure 1-3): identify media of concern (Section 7.2.1); identify COPCs (Section 7.2.2); determine AOC land use and appropriate receptors (Section 7.2.3); and compare to appropriate FWCUGs to identify COCs (Section 7.2.4).

7.2.1 Identify Media of Concern

Media of concern at the Building 1200 AOC are surface soil, subsurface soil, surface water, and sediment as defined in Section 7.1.1. Groundwater is present at this AOC and will be evaluated (including risk assessment) in a separate document, as described in Section 1.2.

7.2.2 Identify COPCs

Section 5.1 presents the statistical methods and screening criteria used to identify SRCs. COPCs were identified here as a subset of the SRCs identified in Section 5.0 and summarized in Section 7.1.2, in each exposure medium, present at concentrations that indicate potential impacts to human receptors. The COPC screen follows the approach specified in the FWCUG Report and is summarized here.

For the determination of COPCs, the MDC of all SRCs was screened against the chemical-specific FWCUGs at a target cancer risk level of 1E-06 and non-carcinogenic target HQ of 0.1 for the Resident Farmer Adult, Resident Farmer Child, and the National Guard Trainee. If no FWCUGs existed for an SRC, the USEPA residential RSL (from RSL table dated May 2010) was used for this screen. No reference dose or cancer potency factors are available for acenaphthylene, benzo(ghi)perylene, and phenanthrene; therefore, the RSL for pyrene was used for these PAHs (NDEP 2006). Hexavalent chromium was detected in 1 of 3 speciation samples at the Building 1200

AOC; therefore, as part of the conservative screening approach for identifying COPCs, the FWCUG for hexavalent chromium (the more toxic of the 2 chromium species evaluated) is used at this stage.

Details of the COPC screening for each exposure medium are provided in Appendix G Tables G-1 (shallow surface soil), G-2 (deep surface soil), G-3 and G-4 (sediment), and G-5 (surface water). These tables include all carcinogenic and non-carcinogenic risk-based FWCUG or RSL values for each chemical. SRCs were identified as COPCs if the MDC exceeds the most protective (i.e., lowest) FWCUG. The COPCs identified for the media of concern at the Building 1200 AOC are presented in Table 7-6 and summarized below.

7.2.2.1 COPCs in Surface Soil

Surface soil is defined as 0-1 ft bgs (shallow surface soil) for the Resident Farmer (Adult and Child) receptor (USACE 2010a). For this risk assessment, shallow surface soil ISM samples collected in 2004 and 2010 were used to characterize surface soil. Deep surface soil is defined as 0-4 ft bgs for the National Guard Trainee. Because the upper (0-1 ft bgs) portion of this interval was characterized using ISM sampling and the deeper (1-3 ft bgs) portion of this interval was characterized using discrete samples from soil borings, these two intervals were evaluated separately.

Forty-one chemicals were detected in shallow surface soil (0-1 ft bgs) ISM samples, 32 of these chemicals (14 inorganic chemicals, 14 SVOCs, 1 VOC, and 4 explosives) were identified as SRCs. Risk-based screening identified 6 COPCs in shallow surface soil: 4 inorganic chemicals (aluminum, chromium, cobalt, and manganese), 1 explosive (RDX), and 1 SVOC [benzo(a)pyrene].

Twenty-six chemicals were detected in deep surface soil discrete samples; 9 of these chemicals (5 inorganic chemicals, 2 SVOCs, 1 VOC, and 1 explosive) were identified as SRCs. Risk-based screening identified arsenic as the only COPC in deep surface soil.

Chromium was identified as an SRC in shallow surface soil but not deep surface soil at the Building 1200 AOC. Chromium was not identified as an SRC in deep surface soil because the MDC of chromium in deep surface soil (21 mg/kg) is less than the background concentration (27.2 mg/kg). The MDC of total chromium in surface soil at the Building 1200 AOC (36.1 mg/kg) is greater than the lowest screening value for hexavalent chromium of 1.64 mg/kg; therefore, total chromium was retained as a COPC for surface soil.

7.2.2.2 COPCs in Subsurface Soil

Subsurface soil is defined as 1-13 ft bgs for the Resident Farmer; however, due to the lack of soil below 3 ft bgs, soil from 1-3 ft bgs was used to evaluate subsurface soil for this receptor. Thus, the same dataset of 5 discrete soil samples were used to characterize deep surface soil for the National Guard Trainee and subsurface soil for the Resident Farmer. As noted above for deep surface soil, risk-based screening identified arsenic as the only COPC in subsurface soil.

Subsurface soil is defined as 4-7 ft bgs for the National Guard Trainee. Shallow bedrock precluded the collection of subsurface samples at this depth; therefore, subsurface soil was not evaluated for this receptor.

7.2.2.3 COPCs in Sediment

Twenty-seven chemicals were detected in sediment ISM samples collected at the former settling pond and drainage ditch leading to the former settling pond; 13 of these chemicals (7 inorganic chemicals, 1 explosive, 2 SVOCs, 2 VOC, and 1 pesticide) were identified as SRCs. Twenty-one chemicals were detected in the discrete sediment sample collected at the former settling pond, 5 inorganic chemicals were identified as SRCs. Risk-based screening identified three inorganic chemicals as COPCs in sediment: aluminum in the ISM samples, and chromium and cobalt in the discrete samples.

Chromium was identified as an SRC in sediment. The MDC for total chromium in sediment ISM samples (18 mg/kg) is approximately equal to the sediment background concentration (18.1 mg/kg) for this inorganic chemical. The reported concentration of total chromium in the discrete sediment sample from the former settling pond (20.2 mg/kg) is greater than the lowest screening value for hexavalent chromium of 1.64 mg/kg; therefore, total chromium was identified as a COPC for sediment.

7.2.2.4 COPCs in Surface Water

Twenty-four chemicals were detected in surface water samples collected at the former settling pond and drainage ditch leading to the former settling pond; 17 of these chemicals (5 inorganic chemicals, 4 explosives, 6 SVOCs, and 2 VOCs) were identified as SRCs. Risk-based screening identified 4 COPCs in surface water: manganese, 3-nitrotoluene, RDX, and bis(2-ethylhexyl)phthalate.

Table 7-6. Summary of COPCs

COPC	Surface Soil[a] (0-1 ft bgs)	Deep Surface and Subsurface Soil[b] (1-3 ft bgs)	Sediment	Surface Water
Inorganic chemicals				
Aluminum	X	--	X	--
Arsenic	--	X	--	--
Chromium	X[c]	--	X[c]	--
Cobalt	X	--	X	--
Manganese	X	--	--	X
Explosives				
3-Nitrotoluene	--	--	--	X
RDX	X	--	--	X

Table 7-6. Summary of COPCs (continued)

COPC	Surface Soil[a] (0-1 ft bgs)	Deep Surface and Subsurface Soil[b] (1-3 ft bgs)	Sediment	Surface Water
SVOCs				
Benzo(a)pyrene	X	--	--	--
Bis(2-ethylhexyl)phthalate	--	--	--	X

[a]Surface soil characterized using ISM sampling
[b]Deep surface and subsurface soil characterized using discrete sampling. Samples collected to a maximum depth of 3 ft bgs due to the presence of shallow bedrock.
[c]The maximum detected concentration exceeded the screening FWCUG for hexavalent chromium but is less than the FWCUG for trivalent chromium.
bgs = below ground surface
COPC = Chemical of Potential Concern
FWCUG = Facility-Wide Cleanup Goal
ISM = Incremental Sampling Method
RDX= hexahydro-1,3,5-trinitro-1,3,5-triazine
SVOC = Semi-volatile Organic Compound
VOC = Volatile Organic Compound
X = chemical is a COPC in this medium
-- = chemical is not a COPC in this medium

7.2.3 Determine AOC Land Use and Appropriate Receptors

The Building 1200 AOC encompasses approximately 7.7 acres and was formerly the Ammunition Sectioning Area (Figure 2-1). From 1941 to 1971, the AOC was used for ammunition demilitarization, which consisted of disassembly and removal of explosive charges using a steam melt-out process. The steam generated pink water which discharged into a drainage ditch connected to a 0.5-acre settling pond. Overflow from the settling pond discharged directly to ground surface southeast of the pond. All buildings and structures were demolished and removed in August 2005. Currently the AOC is a sparsely vegetated area, consisting only of the drainage ditch from the former buildings to the former settling pond, former settling pond, and discharge area from the former settling pond. The drainage ditch and former settling pond were not backfilled or re-graded during demolition activities and remain in their original form.

The area immediately surrounding the Building 1200 AOC is forested with the exception of three areas: (1) the access road (Ammunition Sectioning Road); (2) a small clearing around the former building footprints; and (3) the former settling pond. Storm water runoff from former operational areas within the AOC flows to the east. The closest surface water, a tributary of Sand Creek, is located approximately 1300 ft south of the former operation areas. Remalia Road is located approximately 2000 ft to the southeast. Randall Road is located approximately 1500 ft to the east.

RVAAP is a controlled-access facility that is fenced and patrolled by security personnel. The Building 1200 AOC, located in the eastern portion of RVAAP, is currently inactive. Full-time OHARNG, BRAC, and contractor staff work at the facility. Military training and operations are conducted at the facility. The OHARNG projected future land-use for the AOC is Military Use and Training. The most representative receptor is the National Guard Trainee and, per the FWHHRAM,

this constitutes the Risk Assessment Land Use of Dismounted Training-Digging. National Guard Training, in conjunction with the evaluation of agricultural-residential land uses and associated receptors, form the basis for identifying COCs. Residential Land Use, specifically the Resident Farmer receptor, is included to evaluate COCs for unrestricted land use at the AOC, as required by the CERCLA process and as outlined in the FWHHRAM (USACE 2005a).

7.2.4 Compare to Appropriate FWCUGs

Previous sections have outlined the process for identifying SRCs (Section 7.1.2) and COPCs (Section 7.2.2). The comparison to FWCUGs and determination of COCs follows guidance presented in Appendix B of the FWCUG Report. The screening process is as follows:

- Select the FWCUGs corresponding to a TR of 1E-05 and target HQ of 1.0 for: (1) the planned National Guard end-use (i.e., National Guard Trainee); and (2) the Resident Farmer Adult and Child receptors to evaluate an unrestricted land use scenario.

- Report all carcinogenic and non-carcinogenic based FWCUGs for each COPC for all appropriate receptors (i.e., National Guard Trainee and Resident Farmer Adult and Child).

- Report critical effect and target organ for each of the non-carcinogenic based FWCUGs.

- Complete a comparison of the selected FWCUG to the EPC including a sum-of-ratios (SOR).
  - For non-carcinogens, compare the EPC to the target HQ FWCUG. Sum the ratios of EPC/FWCUG for COPCs that affect similar target organs.
  - For carcinogens, compare the EPC to the TR FWCUG. Sum the ratios of EPC/FWCUG for all carcinogens.

- The COPC is identified as a COC for a given receptor:
  - If the EPC exceeds the more protective FWCUG for either the 1E-05 target cancer risk or the 1.0 target HQ; or
  - If the SOR for all carcinogens or all non-carcinogens that may affect the same organ is greater than 1. Chemicals contributing at least 10% to the SOR were also considered COCs.

The process for calculating FWCUGs is a rearrangement of the cancer risk or non-cancer hazard equations, with the goal of obtaining the concentration that will produce a specific risk or hazard level. For example, the FWCUG for arsenic at the cancer risk level of 1E-05 for the National Guard Trainee is the concentration of arsenic that produces a risk of 1E-05 when using the exposure parameters specific to the National Guard Trainee receptor. Exposure parameters used to calculate FWCUGs for the receptors evaluated for the Building 1200 AOC are presented in Appendix G, Table G-6.

For carcinogens, risk is expressed as the probability that an individual will develop cancer over a lifetime as a result of exposure to the carcinogen. Cancer risk from exposure to contamination is expressed as the increased chance of cancer above the normal background rate of cancer. In the United States, the background chance of contracting cancer is a little more than 3 in 10, or 3E-01

(American Cancer Society 2003). The calculated incremental lifetime cancer risks (ILCRs) are compared to the range specified in the NCP of 10-6 to 10-4, or 1 in one million to 1 in 10,000 exposed persons developing cancer (USEPA 1990). Cancer risks below 10-6 are considered acceptable; cancer risks above 10-4 are considered unacceptable. The range between 10-6 and 10-4 is of concern, and any decisions to address risks further in this range, either through additional study or engineered control measures, should account for the uncertainty in the risk estimates. The Ohio EPA Division of Environmental Response and Revitalization (DERR) Remedial Response program has adopted a human health cumulative ILCR goal within this range of 1E-5 to be used as the level of acceptable excess cancer risk and for the development of remediation goals for a site. The DERR notes the defined risk goal should be applied as a goal, recognizing the need to retain flexibility during the evaluation and selection of remedial alternatives.

In addition to developing cancer from exposure to chemicals, an individual may experience other toxic effects. The term "toxic effects" is used here to describe a wide variety of systemic effects ranging from minor irritations, such as eye irritation and headaches, to more substantial effects, such as kidney or liver disease and neurological damage. The risks associated with toxic (i.e., non-carcinogenic) chemicals are evaluated by comparing an estimated exposure (i.e., intake or dose) from AOC media to an acceptable exposure expressed as a reference dose (RfD). The RfD is the threshold level below which no toxic effects are expected to occur in a population, including sensitive subpopulations. The ratio of intake over the RfD is the HQ (USEPA 1989).

The SOR is used to account for the potential additive effects from exposure to multiple chemicals that can cause the same effect (e.g., cancer) or affect the same target organ. Cancer risk is assumed to be additive for all carcinogens. Non-cancer risk is assumed to be additive for chemicals with similar sites of toxicological action (i.e., target organ such as liver or critical effect such as adversely effecting the ability to reproduce). This approach compares the EPC of each COPC to the FWCUG to determine a ratio. The sum of these individual ratios is then compared to 1. The SOR method is based on the principle that a ratio greater than 1 represents unacceptable cumulative exposure (i.e., above FWCUGs if adjusted for exposure to multiple COPCs), and a ratio less than or equal to 1 represents acceptable cumulative exposure (i.e., below FWCUGs if adjusted for exposure to multiple COPCs). The FWCUGs for some chemical/receptor combinations are less than the background concentration. In these instances the chemical concentrations are compared to background concentrations for identification of COCs. Since the background concentration is not risk-based, these chemicals are not included in the SOR calculations.

The COCs identified by the comparison of EPCs to FWCUGs are further evaluated in an uncertainty analysis to identify COCs requiring evaluation in the FS.

The selection of FWCUGs, calculation of EPCs for comparison to the FWCUGs, and resulting risk-based COCs are detailed in the following sections.

7.2.4.1 Selection of Appropriate FWCUGs

The land use/receptor combination for selecting FWCUGs for the Building 1200 AOC evaluation is the National Guard Trainee. FWCUGs were identified for soil, surface water, and sediment. In addition to this planned OHARNG land use, the Resident Farmer Adult and Child Receptor FWCUGs were used to evaluate an unrestricted scenario.

FWCUGs for these receptors from the FWCUG Report (USACE 2010a) are provided in Tables 7-7 (soil and sediment) and 7-8 (surface water) for all COPCs. The critical effect or target organ associated with the toxicity values used to calculate the FWCUGs are also provided in these tables.

Table 7-7. FWCUGs Corresponding to an HQ of 1.0 and Target Risk of 1E-05 in Soil and/or Sediment

COPC	Critical Effect or Target Organ	FWCUG (mg/kg)			
		National Guard Trainee		Resident Farmer[a]	
		HQ = 1.0	TR = 1E-05	HQ = 1.0	TR = 1E-05
Aluminum	Neurotoxicity in offspring	34960	--	73798	--
Arsenic	Skin	1140	27.8[c]	20.2	4.25[d]
Chromium, hexavalent[b]	Stomach, liver/kidney	56.1	16.4	199	1874
Chromium, trivalent	NOAEL	1,000,000	--	81,473	--
Cobalt	NS	140	70.3	1313	8030
Manganese	CNS	351[cd]	--	2927	--
Benzo(a)pyrene	NA	--	4.77[c]	--	0.221
RDX	NA	17113	1452	227	115

[a]Resident Farmer FWCUGs are the smaller of the Adult or Child values for each COPC and endpoint (non-cancer and cancer).
[b]FWCUG for hexavalent chromium was calculated using a cancer URF developed for a chromate mixture consisting of 1/7 hexavalent chromium and 6/7 trivalent chromium.
[c]FWCUG values are less than precedent CUG values for the National Guard Trainee for arsenic (31 mg/kg), manganese, (1800 mg/kg) and benzo(a)pyrene (10 mg/kg) published in the *Interim Record of Decision for the Remediation of Soils at Load Lines 1 through 4* (USACE 2007a), *Record of Decision for Soil and Dry Sediment for Load Line 12* (USACE 2009b), and/or *Record of Decision for Soil and Dry Sediment at the Fuze and Booster Quarry Landfill/Ponds* (USACE 2007b).
[d]FWCUG values are less than the background screening values for arsenic in surface soil (15.4 mg/kg), subsurface soil (19.8 mg/kg) and sediment (19.5 mg/kg) and for manganese in surface soil (1450 mg/kg), subsurface soil (3030 mg/kg), and sediment (1950 mg/kg).CNS = Central Nervous System
COPC = Chemical of Potential Concern
CNS = Central Nervous System
FWCUG = Facility-Wide Cleanup Goal
HQ = Hazard Quotient
NA = Not applicable
NOAEL = No Observable Adverse Effect Level
NS = Not specified
TR = Target Risk
URF = Unit Risk Factor
-- = No value available

Table 7-8. FWCUGs Corresponding to an HQ of 1.0 and Target Risk of 1E-05 in Surface Water

COPC	Critical Effect or Target Organ	FWCUG (mg/L)			
		National Guard Trainee		Resident Farmer[a]	
		HQ = 1.0	TR = 1E-05	HQ = 1.0	TR = 1E-05
Manganese	CNS	14	--	6.3	--
Bis(2-ethylhexyl)phthalate	Reproductive	0.68	0.068	0.22	0.035
3-Nitrotoluene	--	--	--	--	--
RDX	NOAEL	20	1.7	0.47	0.15

[a]Resident Farmer FWCUGs are the smaller of the Adult or Child values for each COPC.
CNS = Central Nervous System
COPC = Chemical of Potential Concern
FWCUG = Facility-Wide Cleanup Goal
HQ = Hazard Quotient
NOAEL = No Observable Adverse Effect Level
TR = Target Risk
-- = No value available

FWCUGs are available for both hexavalent chromium and trivalent chromium. Existing historical data at other AOCs indicates chromium exists predominantly in the trivalent state, rather than the more toxic hexavalent state. To determine whether the FWCUG for trivalent or hexavalent chromium is most applicable to the Building 1200 AOC and to support risk management decisions, three discrete surface soil samples were collected and analyzed for hexavalent chromium and total chromium per the PBA08 SAP, as described in Sections 4.1.1 and 5.1.2. Two samples were collected from areas previously identified as having elevated total chromium concentrations and one was collected from an area identified as having chromium concentrations near background concentrations. This process has been approved and was documented in the *Remedial Investigation Report Addendum No. 1 for the RVAAP-49 Central Burn Pits* (USACE 2008). No hexavalent chromium was detected in 2 of the 3 samples. Hexavalent chromium was detected in the third sample at an estimated (J qualified, less than the laboratory reporting limit) concentration of 0.39 mg/kg. Identification of the appropriate FWCUGs for evaluating chromium results is based on evaluation of the following lines of evidence:

- **Calculation of the percent hexavalent chromium in the chromium speciation samples** - The FWCUG for hexavalent chromium is based on a cancer unit risk factor (URF) calculated using a chromium mixture containing 14% hexavalent chromium and 86% trivalent chromium. The three chromium speciation samples at the Building 1200 AOC contained no detectable hexavalent chromium in two of the samples and 2.4 % in one sample. These results are below the 14% hexavalent chromium used as the basis for the cancer URF, which was used to calculate the hexavalent chromium FWCUGs.

- **Comparison of the concentration of hexavalent chromium detected in the chromium speciation samples to a FWCUG adjusted to represent only hexavalent chromium** - The most protective FWCUG for hexavalent chromium is for the National Guard Trainee (16.4 mg/kg) and is calculated from a cancer URF based on a chromium mixture containing one-seventh (14%) hexavalent chromium (USEPA 2010b). Since the study used as the basis for the cancer URF included workers exposed to both trivalent and hexavalent chromium, the FWCUG must be adjusted to represent only hexavalent chromium for comparison to hexavalent chromium

results in the speciation samples. The toxicological review of hexavalent chromium written in support of summary information on the USEPA's Integrated Risk Information System (IRIS), states the risk of hexavalent chromium is estimated on the basis of the total chromium obtained from all soluble and insoluble chromium to which workers were exposed. Since there are likely differences between the chromium compounds to which workers were exposed, the potency of hexavalent chromium compounds may be underestimated. However, since the maximum ratio of trivalent chromium to hexavalent chromium reported in the worker studies is six, the underestimation of the risk for hexavalent chromium is unlikely to be greater than sevenfold (USEPA 1998b). Therefore, one-seventh of the National Guard Trainee FWCUG (16.4/7=2.3 mg/kg) is appropriate for evaluation of hexavalent chromium alone. The single detected concentration of hexavalent chromium in the chromium speciation samples (0.39 mg/kg) is less than 2.3 mg/kg, indicating hexavalent chromium is not present above the hexavalent chromium FWCUG.

- **Comparison of the concentration of total chromium to the FWCUG for trivalent chromium** - Hexavalent chromium is present at a very low concentration (i.e., below the FWCUG for hexavalent chromium alone), and the percent hexavalent chromium is less than 14%; therefore, hexavalent chromium is not of concern at the Building 1200 AOC, and the reported concentrations of total chromium were compared to the FWCUGs for trivalent chromium for identifying COCs at this AOC.

7.2.4.2 Exposure Point Concentrations for Comparison to FWCUGs

The EPCs were generated for each exposure medium for all COPCs to provide representative concentrations that a receptor could contact during the period of exposure. Details of the EPC calculations for each medium and sample type are described below.

Soil EPCs

Soil data at the Building 1200 AOC were aggregated into surface and subsurface soil as described in Section 7.1. Based on AOC characteristics and the operational constraints during its use, the sample coverage to define nature and extent of operationally impacted areas of the AOC is adequate.

For shallow surface soil (0-1 ft bgs), the EPC was the detected concentration in each ISM sample collected.

For deep surface soil (1-3 ft bgs), the EPC was calculated following the method and equations provided in the FWHHRAM from the results of all of the discrete samples collected from this depth at the Building 1200 AOC (listed in Table 7-2). The EPC was either the 95% upper confidence limit (UCL) of the mean or the MDC, whichever value is lowest. If the 95% UCL cannot be determined, the EPC is the MDC.

Subsurface soil is defined as 1-13 ft bgs for the Resident Farmer; however, due to the lack of soil below 3 ft bgs, the 1-3 ft bgs interval was used to evaluate subsurface soil for this receptor. Thus, the same EPCs were used for the National Guard Trainee deep surface soil and Resident Farmer subsurface soil evaluations.

Subsurface soil is defined as 4-7 ft bgs for the National Guard Trainee. Shallow bedrock precludes the collection of subsurface samples at this depth; therefore, subsurface soil was not evaluated for this receptor.

Sediment EPCs

One discrete and two ISM sediment samples collected from the former settling pond and drainage ditch in 2004 and 2010 were used to characterize risks from exposure to sediment. For the ISM samples, the EPC was the detected concentration in each of the two sediment ISM samples collected at the Building 1200 AOC. For the discrete sample, the EPC was the detected concentration.

Surface Water EPCs

Surface water was limited to the former settling pond and associated drainage ditch. Two discrete surface water samples collected from the former settling pond and drainage ditch in 2004 (MKM 2007) were used to characterize risks from exposure to surface water. The EPC was the MDC because a 95% UCL cannot be determined for two samples.

7.2.4.3 Identification of COCs: National Guard Trainee

National Guard Trainee COCs for Soil

COC screening for the shallow surface soil interval (0-1 ft bgs) for the National Guard Trainee receptor is detailed in Appendix G, Tables G-7 (screening against receptor-specific FWCUGs) and G-8 (SOR for carcinogens). COC screening for the deeper surface soil interval (1-3 ft bgs) for the National Guard Trainee receptor is detailed in Appendix G, Table G-9 (screening against receptor-specific FWCUGs). Soil COCs for the National Guard Trainee are summarized below and in Table 7-9.

Manganese was the only soil COC identified in ISM shallow surface soil (0-1 ft bgs) samples for the National Guard Trainee. Manganese was identified as a COC in shallow surface soil (0-1 ft bgs) at ISM sample locations B12ss-016M (4100 mg/kg) and B12ss-017M (2700 mg/kg). The detected concentration of manganese at one additional sample location (1800 mg/kg at B12ss-022M) also exceeded the National Guard Trainee FWCUG and the BSV but was equal to the precedent CUG; therefore, manganese was not identified as a COC at this sample location. The FWCUG Report presents chemicals for which a final ROD has been published at the RVAAP, including manganese resulting in a precedent CUG that reflects risk management considerations. The precedent CUG for manganese in surface soil is 1800 mg/kg, as documented in the *Interim Record of Decision for the*

Remediation of Soils at Load Lines 1 through 4 (USACE 2007a) and the *Record of Decision for Soil and Dry Sediment at the Fuze and Booster Quarry Landfill/ Ponds* (USACE 2007b). Manganese is not a COC in the deeper surface soil interval (1-3 ft bgs).

Chromium was not identified as a COC in shallow or deep surface soil. As noted previously, since hexavalent chromium is present at a very low concentration (below the FWCUG for hexavalent chromium alone), the concentration of total chromium was compared to the FWCUGs for trivalent chromium for identifying COCs at the AOC.

No additional COCs were identified based on the SOR analysis, as summarized below:

- None of the COPCs identified in shallow surface soil have similar non-cancer critical effects or target organs; therefore, an SOR for non-cancer endpoints was not calculated.

- Three COPCs [cobalt, RDX, and benzo(a)pyrene] identified in shallow surface soil have FWCUGs for the cancer endpoint. An SOR was calculated for these three chemicals for each ISM sample (Table G-8). The calculated SORs for cobalt, RDX, and benzo(a)pyrene are ≤ 1; therefore, no additional COCs were identified.

- Only one COPC (arsenic) was identified in deep surface soil; therefore, no SOR was performed for deep surface soil.

The location of surface soil ISM samples having COCs is shown in Figure 8-1. No COCs were identified in deep surface soil or subsurface soil discrete samples.

Table 7-9. COCs Identified for Surface Soil (0-1 ft bgs) ISM Samples: National Guard Trainee

COC	FWCUG[a] (mg/kg)	Background (mg/kg)	Precedent CUG (mg/kg)	Shallow Surface Soil (0-1 ft bgs)	
				ISM Sample Location[b]	Result (mg/kg)
Manganese	351	1450	1800	B12ss-016M	4100
				B12ss-017M	2700

[a]No COCs were identified in ISM samples at:
B12ss-013M B12ss-019M B12ss-036M
B12ss-014M B12ss-020M B12ss-037M
B12ss-015M B12ss-022M B12ss-038M
B12ss-018M
bgs = below ground surface
COC = Chemical of Concern
CUG = Cleanup Goal
FWCUG = Risk-based Facility-Wide Cleanup Goal
ISM = Incremental sampling methodology

National Guard Trainee COCs for Sediment

COC screening for sediment for the National Guard Trainee receptor is detailed in Appendix G, Tables G-10 (screening ISM samples against receptor-specific FWCUGs) and G-11 (Screening discrete samples against receptor-specific FWCUGs). No COCs were identified in ISM or discrete sediment samples. Chromium was detected in one discrete sediment sample (20.2 mg/kg) at a concentration just above its background concentration (18.1 mg/kg) and the FWCUG for hexavalent chromium (16.4 mg/kg), but well below the FWCUG for trivalent chromium (1,000,000 mg/kg). Chromium speciation analysis for soil indicates the FWCUG for trivalent chromium is appropriate for evaluation of total chromium results in soil at the Building 1200 AOC. The potential source of chromium contamination to the sediment and soil are the same; therefore, this conclusion applies to both media. Thus, chromium was not identified as a COC in sediment. No COCs were identified based on the SOR analysis as summarized below:

- None of the COPCs identified in sediment have similar non-cancer critical effects or target organs; therefore, an SOR for non-cancer endpoints was not calculated.

- Only one COPC (cobalt) identified in discrete sediment samples has a FWCUG for the cancer endpoint. Hexavalent chromium was not included in the SOR because the chromium at the Building 1200 AOC is primarily in the trivalent form.

No FWCUGs are available for cobalt in sediment. FWCUGs are available for cobalt in surface soil. The sediment and surface soil FWCUGs are the same for this receptor; therefore, cobalt concentrations were compared to the FWCUG for soil for the identification of COCs in sediment.

National Guard Trainee COCs for Surface Water

COC screening for surface water for the National Guard Trainee receptor is detailed in Appendix G, Tables G-12 (screening against receptor-specific FWCUGs) and G-13 (SOR for carcinogens). No COCs were identified in surface water for the National Guard Trainee. 3-Nitrotoluene was identified as exceeding the FWCUG in surface water because no FWCUG is available for this chemical. The detected concentration of 3-nitrotoluene (0.00049 mg/L) is less than the tap water RSL (0.0037 mg/L) corresponding to an HQ of 1.0. Incidental exposure to surface water by a National Guard Trainee will be much less than tap water ingestion. Thus, 3-nitrotoluene is not a COC for surface water. No COCs were identified based on the SOR analysis as summarized below:

- The COPCs identified in surface water [manganese, RDX, and bis(2-ethylhyxyl)phthalate] and having non-cancer FWCUGs all have different non-cancer critical effects or target organs. Therefore, no SOR was performed for the non-cancer FWCUGs.

- Two COPCs [RDX and bis(2-ethylhexyl)phthalate] identified in surface water samples have FWCUGs for the cancer endpoint. An SOR was calculated for each discrete surface water

sample (Table G-13). The SORs are $\leq$ 1; therefore, no additional COCs were identified for surface water.

7.2.4.4 Identification of COCs: Resident Farmer

Resident Farmer COCs for Soil

COC screening for the shallow surface soil interval (0-1 ft bgs) for the Resident Farmer receptor is detailed in Appendix G, Tables G-14 (screening against receptor-specific FWCUGs) and G-15 (SOR for carcinogens). COC screening for subsurface soil (1-3 ft bgs) for the Resident Farmer receptor is detailed in Appendix G, Table G-16 (screening against receptor-specific FWCUGs and SOR). Soil COCs for the Resident Farmer are summarized below and in Table 7-10.

- Manganese was identified as a COC for the Resident Farmer in shallow surface soil (0-1 ft bgs) at ISM sample location B12ss-016M. The detected EPC in this sample is shown in Table 7-10. The FWCUG is the smaller of the calculated FWCUGs for the Resident Farmer Child (2,927 mg/kg) and Resident Farmer Adult (14,817 mg/kg). Manganese was not identified as a COC in subsurface soil (1-3 ft bgs).

- Arsenic was identified as exceeding a FWCUG in discrete subsurface soil (1-3 ft bgs) samples for the Resident Farmer. The MDC for subsurface soil (25.5 mg/kg) exceeds the FWCUG for the Resident Farmer Adult (4.25 mg/kg) and the BSV of 19.8 mg/kg. Arsenic was not identified as a COC in subsurface soil based on the following WOE:
  - Evaluation of the arsenic soil data indicates soil concentrations are not indicative of AOC contamination.
    - Detected concentrations of arsenic in surface soil at the Building 1200 AOC range from 2.7 to 14 mg/kg. The BSV for arsenic in surface soil at RVAAP is 15.4 mg/kg.
    - Detected concentrations of arsenic in subsurface soil at the Building 1200 AOC range from 7.4 to 25.5 mg/kg, with the second highest arsenic concentration being 14.6 mg/kg. The BSV for arsenic in subsurface soil at RVAAP is 19.8 mg/kg.
    - The MDC for arsenic in subsurface soil (25.5 mg/kg) is from the 1-1.8 ft bgs interval from soil boring B12sb-031 located in the former settling pond. The measured concentration in the 0-1 ft bgs sample collected from the same boring directly above this sample (i.e., B12sb-031 0-1 ft bgs) was 13.4 mg/kg (below the RVAAP BSV). providing evidence that the concentration of arsenic in the deeper sample is not a result of discharge to the pond.
    - Arsenic is a common element in Ohio, and values exceeding 20 mg/kg are not uncommon (ODNR 2010).
  - The BSV concentration of arsenic (19.8 mg/kg) has an estimated cancer risk of 5E-05 to the Resident Farmer Adult, while the subsurface MDC concentration (25.5 mg/kg) has an estimated cancer risk of 6E-05 to the Resident Farmer Adult. These values are essentially the same, and both exceed the Ohio EPA TR of 1E-05 but are below the range specified in the NCP (USEPA 1990) of 10-6 to 10-4. Per USEPA (1990) any decisions to address risks in

this range, either through additional study or engineered control measures, should account for uncertainty in the risk estimates. Additional uncertainty assessment is provided in Section 7.2.5.

No additional COCs were identified based on the SOR analysis as summarized below:

- None of the COPCs identified in soil have similar non-cancer critical effects or target organs; therefore, an SOR for non-cancer endpoints was not calculated.

- Three COPCs [cobalt, RDX, and benzo(a)pyrene] identified in shallow surface soil have FWCUGs for the cancer endpoint. An SOR was calculated for these three chemicals for each ISM sample (Table G-15). The SORs are $\leq$ 1; therefore, no additional COCs were identified.

- Only one COPC (arsenic) was identified in deep surface soil; therefore, no SOR was performed for deep surface soil.

The location of surface soil ISM samples having COCs is shown in Figure 8-1.

Table 7-10. COCs Identified for Evaluation in the FS for Surface Soil (0-1 ft bgs) ISM Samples and Subsurface Soil (1-3 ft bgs) Discrete Samples: Resident Farmer

			Shallow Surface Soil (0-1 ft bgs)	
COC	**FWCUG[a] (mg/kg)**	**Background (mg/kg)**	**ISM Sample Location[b]**	**Result (mg/kg)**
Manganese	2927	1450	B12ss-016M	4100

[a]Facility-Wide Clean Up Goal (FWCUG) is the minimum of the calculated FWCUGs for the Adult and Child Resident Farmer .
[b]No COCs were identified in ISM samples at:

B12ss-013M	B12ss-017M	B12ss-020M	B12ss-037
B12ss-014M	B12ss-089M	B12ss-022M	B12ss-038
B12ss-015M	B12ss-019M	B12ss-036M	

bgs = below ground surface
COC = Chemical of Concern
ISM = Incremental Sampling Method

Resident Farmer COCs for Sediment

COC screening for sediment for the Resident Farmer receptor is detailed in Appendix G Tables G-17 (ISM samples) and G-18 (discrete samples). No COCs were identified in ISM or discrete sediment samples because all detected concentrations were less than FWCUGs. No COCs were identified based on the SOR analysis as summarized below:

- None of the COPCs identified in sediment have similar non-cancer critical effects or target organs; therefore, an SOR for non-cancer endpoints was not calculated.

- Only one COPC (cobalt) identified in discrete sediment samples has a FWCUG for the cancer endpoint. Hexavalent chromium was not included in the SOR because the chromium at the Building 1200 AOC is primarily in the trivalent form, as described previously.

No FWCUGs are available for cobalt in sediment. FWCUGs are available for cobalt in surface soil. The sediment and surface soil FWCUGs are the same for this receptor; therefore, cobalt concentrations were compared to the FWCUG for soil for the identification of COCs in sediment.

Resident Farmer COCs for Surface Water

COC screening for surface water for the Resident Farmer receptor is detailed in Appendix G Tables G-19 and G-20. No COCs were identified in surface water for the Resident Farmer. 3-Nitrotoluene was identified as exceeding a FWCUG in surface water because no FWCUG is available for this chemical. The detected concentration of 3-nitrotoluene (0.00049 mg/L) is less than the tap water RSL (0.0037 mg/L) corresponding to an HQ of 1.0. Incidental exposure to surface water will be much less than tap water ingestion. Thus, 3-nitrotoluene is not a COC for surface water. No COCs were identified based on the SOR analysis as summarized below:

- The COPCs identified in surface water [manganese, RDX, and bis(2-ethylhyxyl)phthalate] and having non-cancer FWCUGs all have different non-cancer critical effects or target organs. Therefore, no SOR was calculated for the non-cancer FWCUGs.

- Two COPCs [RDX and bis(2-ethylhexyl)phthalate] identified in surface water samples have FWCUGs for the cancer endpoint. A SOR was calculated for each discrete surface water sample (Table G-20). The SORs are $\leq$ 1: therefore, no additional COCs were identified for surface water.

7.2.5 Uncertainty Assessment

The sources of uncertainty, as well as the potential bias they impart to the risk assessment (i.e., whether conservatism is increased or decreased), are briefly discussed below.

7.2.5.1 Uncertainty in Estimating Potential Exposure

Sources of uncertainty in estimating potential human exposure include limitations of the sampling and analysis, comparison to background concentrations to identify SRCs, and estimation of EPCs.

Sampling Limitations - Uncertainties arise from limits on the media sampled, the total number and specific locations that can be sampled, and the parameters chosen for analysis to characterize the AOC. Surface soil has been characterized using ISM sampling biased toward areas anticipated to have the highest level of potential contamination. The results of surface soil sampling were used to efficiently guide selection of locations for discrete subsurface soil sampling locations with a bias toward the areas of highest potential contamination.

Analytical Limitations - Uncertainty is associated with the chemical concentrations detected and reported by the analytical laboratory. The quality of the analytical data used in the risk assessment was maximized and uncertainty minimized by implementing QA/QC procedures that specify how samples are selected and handled; however, sampling errors, laboratory analysis errors, and data analysis errors can occur. Beyond the potential for errors, there is normal variability in analytical results. Some current analytical methods are limited in their ability to achieve detection limits at or below risk-based screening levels. Under these circumstances, it is uncertain whether the true concentration is above or below the screening levels, which are protective of human health. When analytes have a mixture of detected and non-detected concentrations, EPC calculations may be affected by these detection limits. Risks may be overestimated as a result of some sample concentrations being reported as non-detectable concentrations at the method detection limit (MDL), when the actual concentration may be much smaller than the MDL. Risks may also be underestimated if some analytes that were not detected in any sample were removed from the COPC list. If the concentrations of these analytes are below the MDL but are above the screening level, the risk from these analytes would not be included in the risk assessment results. J-qualified results, indicating the analyte was positively identified but the associated numerical value is an approximate concentration of the analyte in the sample, were included in the risk assessment. The assignment of a J qualifier may result from analytical results that are below the reporting limit or high or low MS recoveries. Use of J-qualified results generally introduces little uncertainty into the risk assessment unless the J-qualified result is used as the EPC, and the EPC is very close to a decision criterion. At the Building 1200 AOC, antimony, arsenic, barium, calcium, chromium, copper, magnesium, nickel, potassium, vanadium, and zinc concentrations were qualified as estimated ("J") for 117 results (34% of inorganic chemicals data) due to high or low MS recoveries. The impact of uncertainty associated with most of these inorganic chemicals is small because the reported concentrations are well below background concentrations and FWCUG values; however, the MDC of arsenic in subsurface soil (25.5 mg/kg) was identified as exceeding the FWCUG for the Resident Farmer receptor (4.25 mg/kg) and the subsurface soil BSV (19.8 mg/kg). The MDC of arsenic is a J-qualified result due to high MS recoveries. The MS/MSD results associated with this sample were 129/122 and 98/125.

Identification of SRCs - Uncertainty associated with screening against background concentrations results from statistical limitations and natural variation in background concentrations. Because of this variation, inorganic chemical concentrations below BSV are likely representative of background conditions. Inorganic chemical concentrations above the BSV may be above background concentrations, or may reflect natural variation. This is especially true for measured concentrations close to the BSV. At the Building 1200 AOC, four inorganic chemicals (selenium, nickel, cobalt, and aluminum) had MDCs in surface soil that were less than 2x (specifically 1.2x to 1.7x) the BSV and four other inorganic chemicals (lead, zinc, beryllium, and arsenic) had MDCs in subsurface soil that were less than 2x (specifically 1.2x to 1.3x) the BSV. The consequences of carrying most of these inorganic chemicals forward as SRCs, even if they are actually representative of background concentrations, is negligible because they are not toxic at near-background concentrations. By contrast, naturally-occurring arsenic in soil exceeds risk-based CUGs. Therefore, the consequence of identifying arsenic as an SRC if it is, in fact, representative of background can have a significant impact on the conclusions of the risk assessment. The MDCs of arsenic in surface and subsurface soil

at the Building 1200 AOC are 14 mg/kg and 25.5 mg/kg respectively. The BSVs for arsenic at RVAAP are 15.4 mg/kg for surface soil and 19.8 mg/kg for subsurface soil. Vosnakis and Perry (2009) recently published the results of arsenic background concentration studies that included 313 samples of Ohio soil. Naturally occurring arsenic in these samples ranged from 1.6 mg/kg to 71.3 mg/kg with 95th percentiles of 21.7 mg/kg in surface soil 25.5 mg/kg in subsurface soil, and upper tolerance limits of 22.8 mg/kg and 29.6 mg/kg for surface and subsurface soil respectively. In other studies, native soil concentrations of arsenic in Ohio have been reported as ranging from 0.5 to 56 mg/kg (Ohio EPA 1996) and the United States Geological Survey's (USGS) *Certificate of Analysis of the Devonian Ohio Shale* estimates arsenic concentrations of 68.5 mg/kg are naturally present in bedrock shales (USGS 2004). The MDC for arsenic in subsurface soil is from the 1-1.8 ft bgs interval from soil boring B12sb-031 located in the former settling pond. The measured concentration in the sample collected directly above this sample (i.e., B12sb-031 0-1 ft bgs) was 13.4 mg/kg (below the RVAAP BSV) providing further evidence that the concentration of arsenic in the deeper sample is not a result of discharge to the pond. These results indicate arsenic at the Building 1200 AOC is naturally occurring rather than contamination.

Exposure Point Concentrations - Shallow surface soil was characterized using ISM sampling techniques. ISM samples provide a physical average concentration across an exposure area. Use of ISM sampling reduces the uncertainty associated with estimating a statistical average exposure. There is some evidence the use of stainless steel grinding blades in the processing of ISM samples could contribute chromium and nickel to the ISM soil samples. Generally, the UCL on the arithmetic mean was adopted as the EPC for discrete sample results and was considered to represent a conservative estimate of the average concentration. This imparts a small but intentional conservative bias to the risk assessment, provided the sampling captured the most highly contaminated areas. Representative EPCs for the EU were calculated from discrete data or were measured with ISM data based on the assumption that the samples collected from the EU were truly random samples. This assumption is not true for the Building 1200 AOC where sample locations were biased to identify areas of highest chemical concentrations. Therefore, EPCs generated from these data are likely to represent an upper bound of potential exposure concentrations.

7.2.5.2 Uncertainty in Use of FWCUGs

Sources of uncertainty in the FWCUGs used to identify COCs include the selection of appropriate receptors and the exposure parameters, exposure models, and toxicity values used in the calculation of FWCUGs.

Selection of Representative Receptors - While future land uses were developed to steer the cleanup program at the facility (as summarized in the FWHHRAM) and it is known the OHARNG will control and use the property for military training, there is still some uncertainty in the specific details of the future land use. There is little to no uncertainty associated with the assumption that RVAAP will not be released for Residential Land Use; however, a Resident Farmer receptor is included to provide an unrestricted evaluation.

Exposure Parameters and Exposure Models - For each primary exposure pathway included in the FWCUGs, assumptions are made concerning the exposure parameters (e.g., amount of contaminated media a receptor can be exposed to and intake rates for different routes of exposure) and the routes of exposure. Most exposure parameters have been selected so that errors occur on the side of human health protection. When several of these upper-bound values are combined in estimating exposure for any one pathway, the resulting risks can be in excess of the 99th percentile and, therefore, outside of the range that may be reasonably expected. Therefore, the consistent selection of upper-bound parameters generally leads to overestimation of the potential risks.

Highly protective exposure parameters used in the FWCUGs for the National Guard Trainee include the assumptions that: (1) a trainee will return to the same AOC at RVAAP for all training over a 25 year enlistment period; (2) the trainee breathing rate is 44 m^3/day (versus a normal breathing rate of 20 m^3/day); and (3) trainees are exposed to airborne chemicals as a result of very high dust loading associated with potential dust generation during use of heavy equipment (e.g., tanks) driven on hard dry ground 24 hours/day for their entire training period. The last two assumptions strongly impact the FWCUGs for chemicals that are primarily toxic via the inhalation pathway. For example, for a portion of the year, there is no dust loading due to precipitation (i.e., during much of the training time there is mud present). The National Oceanic and Atmospheric Administration (NOAA) lists the mean precipitation days with precipitation >1 mm for the Cleveland area as 115 days/year.

Toxicity Values - The toxicity of chemicals is under constant study and values change from time to time. The toxicity values used in the calculation of the FWCUGs were the most recent values available at the time of those calculations (September 2008). These values are designed to be conservative and provide an upper-bound estimate of risk.

The toxicity and mobility of many inorganic chemicals in the environment is dependent on the chemical species present. Two important examples are arsenic and chromium. Inorganic arsenic, arsenite (As+3) and arsenate (As+5), are the most toxic arsenic species with As+3 being more toxic than As+5. Methylated arsenic, such as monomethylarsonic acid and dimethylarsinic acid are less toxic, and arsenic compounds such as arsenocholine and arsenobetaine are considered to be non-toxic (Pongratz 1998). The toxicity values used in developing the FWCUGs are for inorganic arsenic; however, these values do not distinguish between arsenite and arsenate.

Chromium is generally present in the environment as either the trivalent (Cr+3) or hexavalent (Cr+6) species with the trivalent form generally being more stable and, therefore, more common. FWCUGs are available for both hexavalent chromium and trivalent chromium. Trivalent chromium has not been shown to be carcinogenic. It is an essential micronutrient but can also be toxic at high doses (i.e., above reference dose used to calculate the FWCUG). The FWCUG for trivalent chromium is based on non-cancer effects. Hexavalent chromium is much more toxic than trivalent chromium. It is classified as a known human carcinogen and may also cause non-cancer effects. The cancer URF for hexavalent chromium published in IRIS is based on epidemiological data on lung cancer in workers associated with chromate production. Workers in the chromate industry are exposed to both trivalent and hexavalent compounds of chromium. The cancer mortality in the study used to establish

the URF was assumed to be due to hexavalent chromium, which was further assumed to be no less than one-seventh of the total chromium in the air the workers were exposed to. As noted in IRIS, the assumption that the ratio of hexavalent to trivalent chromium was 1:6 in this study may lead to a sevenfold underestimation of risk when using this URF to evaluate exposure to hexavalent chromium alone.

To avoid the underestimation of risk, the selection of FWCUG for chromium includes a step that compares the maximum concentration of hexavalent chromium detected in chromium speciation samples to a FWCUG adjusted to represent only hexavalent chromium. The lowest FWCUG for hexavalent chromium is for the National Guard Trainee (16.4 mg/kg) and is based on a cancer URF calculated using a chromate mixture containing 14% hexavalent chromium (USEPA 2010b). Since the study used as the basis for the cancer URF included workers exposed to both trivalent and hexavalent chromium, the FWCUG must be adjusted to represent only hexavalent chromium. One-seventh (14%) of the National Guard Trainee FWCUG (16.4/7 = 2.3 mg/kg) is appropriate for evaluation of hexavalent chromium alone. Concentrations of hexavalent chromium in chromium speciation samples that are less than or equal to 2.3 mg/kg indicate that hexavalent chromium is not present above the hexavalent chromium FWCUGs and supports use of the trivalent chromium FWCUGs for evaluation of total chromium results.

At the Building 1200 AOC, three discrete surface soil samples were collected during the PBA08 RI and analyzed for hexavalent chromium and total chromium. No hexavalent chromium was detected in two of the three speciation samples. Hexavalent chromium was detected in the third sample at an estimated (J qualified, less than the laboratory reporting limit) concentration of 0.39 mg/kg which is less than 2.3 mg/kg. Based on these speciation results, hexavalent chromium is not of concern at the Building 1200 AOC, so the use of the trivalent chromium FWCUG is appropriate for the identification of COCs, and minimizes the associated uncertainty.

7.2.5.3 Uncertainty in the Identification of COCs

The SOR is used to account for the potential additive effects from exposure to multiple chemicals that can cause the same effect or affect the same target organ. Cancer risk is assumed to be additive for all carcinogens. Non-cancer risk is assumed to be additive for chemicals with similar sites of toxicological action. In the event that any combination of COPCs results in synergistic effects, risk might be underestimated. Conversely, the assumption of additivity would overestimate risk if a combination of COPCs acted antagonistically. It is unclear whether the potential for chemical interaction has been inadvertently understated or overstated. It seems unlikely that the potential for chemical interaction contributes significant uncertainty to the conclusions of the risk assessment.

Manganese and arsenic were identified as exceeding FWCUGs in soil at the Building 1200 AOC based on comparison to FWCUGs. Arsenic was identified in deep surface surface/subsurface soil because the MDC (used as the EPC) at sample location B12sb-031 exceeds the FWCUGs and the RVAAP BSV. Additional information including an evaluation of the natural variability of arsenic in Ohio soil and the concentration of arsenic in soil directly above the measured MDC indicate the

measured arsenic concentrations at the Building 1200 AOC reflect natural variation, and arsenic is not a COC.

3-Nitrotoluene was identified as a COPC in surface water because no screening values (FWCUG or RSL) are available for this chemical. Because no screening values are available, 3-nitrotoluene was not identified as a COC. 3-Nitrotoluene was detected at an estimated concentration of 0.00094J mg/L in one of two surface water samples collected at the former settling pond. Because of the very low concentration, the lack of toxicity values for 3-nitrotoluene does not contribute significantly to uncertainty in the results of the risk assessment.

All of the sources of uncertainty described in the previous sections potentially impact the identification of COCs. The exposure and toxicity values used to calculate FWCUGs, as well as the approach for identifying SRCs, COPCs, and ultimately COCs based on the FWCUGs, were designed to ensure the over-estimation rather than under-estimation of potential risks. The uncertainty assessment attempts to put the identified COCs in perspective to facilitate informed risk management decisions for the AOC.

7.2.6 Summary of HHRA

This HHRA documents the COCs that may pose potential health risks to human receptors resulting from exposure to contamination at the Building 1200 AOC. This HHRA was conducted as part of the RI/FS report and was based on the streamlined approach described in the FWCUG Report. The components of the risk assessment (receptors, exposure media, EPCs, and results) are summarized below.

Receptors. RVAAP is a controlled-access facility and is fenced and patrolled by security personnel. The Building 1200 AOC is located in the eastern portion of RVAAP and is currently inactive. Full-time OHARNG, BRAC, and contractor staff work at the facility. Military training and operations are conducted at the facility. The OHARNG projected future land-use for the AOC is Military Use and Training. The most representative receptor is the National Guard Trainee and, per the FWHHRAM, this constitutes the Risk Assessment Land Use of Dismounted Training-Digging. National Guard Training, in conjunction with the evaluation of agricultural-residential land uses and associated receptors, form the basis for identifying COCs. Residential Land Use, specifically the Resident Farmer, is included to evaluate COCs for unrestricted land use at the AOC as required by the CERCLA process and as outlined in the FWHHRAM.

Exposure Media. Media of concern at the Building 1200 AOC are surface soil, subsurface soil, surface water, and sediment. Soil data in the Building 1200 EU were aggregated into surface and subsurface soil. Surface soil is defined as 0-1 ft bgs (i.e., shallow surface soil) for the Resident Farmer, and 0-4 ft bgs (i.e., deep surface soil) for the National Guard Trainee. Because the upper (0-1 ft bgs) portion of this interval was characterized using ISM sampling and the deeper (1-3 ft bgs) portion was characterized using discrete samples from soil borings, the two intervals that make up deep surface soil for the National Guard Trainee were evaluated separately. No samples were

available below 3 ft bgs due to the presence of shallow bedrock. Subsurface soil is defined as 1-13 ft bgs for the Resident Farmer; however, due to the lack of soil below 3 ft bgs, the 1-3 ft bgs interval was used to evaluate subsurface soil for this receptor. Subsurface soil is defined as 4-7 ft bgs for the National Guard Trainee. Shallow bedrock precludes the collection of subsurface samples at this depth; therefore, subsurface soil was not evaluated for this receptor at the Building 1200 AOC.

Estimation of EPCs. For shallow surface soil (0-1 ft bgs), the EPC is the detected concentration in each ISM sample collected at the Building 1200 AOC. For deep surface and subsurface soil (1-3 ft bgs), the EPC was calculated from the results of all of the discrete samples collected from this depth at the Building 1200 AOC. The EPC was either the 95% UCL of the mean or the MDC, whichever value is lowest. The limited number of sediment and surface water samples were evaluated individually (i.e., the number of samples was too small to calculate 95% UCLs).

Results of Human Health Risk Assessment. Manganese was the only COC identified in ISM surface soil (0-1 ft bgs) for the National Guard Trainee at ISM sample locations B12ss-016M and B12ss017M. No COCs were identified in deep surface soil (1-3 ft bgs) discrete samples for this receptor. Manganese was also identified as a COC in ISM shallow (0-1 ft bgs) surface soil for the Resident Farmer at ISM location B12ss-016M. Manganese was not identified as a COC in subsurface soil (1-3 ft bgs). Arsenic was identified as exceeding a FWCUG at one discrete subsurface soil location, but further evaluation indicates this inorganic chemical is not indicative of AOC-related contamination; therefore, it is not recommended as a COC for evaluation in the FS. No COCs were identified in surface water or sediment samples. COCs identified for each potential exposure medium and receptor are summarized in Table 7-11.

Table 7-11. COCs Identified in Potential Exposure Media

Media	Chemical of Concern	Cleanup Goal (mg/kg)
National Guard Trainee		
Shallow Surface Soil (0-1 ft bgs)	Manganese	1,800[a]
Deep Surface Soil (1-3 ft bgs)	None	None
Sediment	None	None
Surface Water	None	None
Resident Farmer		
Shallow Surface Soil (0-1 ft bgs)	Manganese	2,927
Subsurface Soil (1-3 ft bgs)	None	None
Sediment	None	None
Surface Water	None	None

[a]Precedent CUG published in the *Interim Record of Decision for the Remediation of Soils at Load Lines 1 through 4* (USACE 2007a), and the *Record of Decision for Soil and Dry Sediment at the Fuze and Booster Quarry Landfill/Ponds (RVAAP-16)* (USACE 2007b) as documented in Table 5-12 of the *Facility-Wide Human Health Cleanup Goals for the Ravenna Army Ammunition Plant* (USACE 2010a).
bgs = below ground surface
COC = chemical of concern
mg/kg = milligram per kilogram

7.3 ECOLOGICAL RISK ASSESSMENT

7.3.1 Introduction

The ERA presented in this RI/FS report follows a unified approach of methods integrating U.S. Army, Ohio EPA, and USEPA guidance. This ERA approach is consistent with the general approach by these agencies and primarily follows the Level I Scoping ERA, Level II Screening ERA, and Level III Baseline ERA outlined in the *Guidance for Conducting Ecological Risk Assessments* (Ohio EPA 2008), with specific application of components from the FWERWP, *Risk Assessment Handbook Volume II: Environmental Evaluation* (USACE 2010b), and *Ecological Risk Assessment Guidance for Superfund: Process for Designing and Conducting Ecological Risk Assessments* (USEPA 1997). The process implemented in this RI/FS report combines these guidance documents to meet requirements of the Ohio EPA and U.S. Army, while following previously accepted methods established for RVAAP. This unified approach resulted from coordination between USACE and Ohio EPA during the summer of 2011.

7.3.1.1 Scope and Objective

The Building 1200 AOC contains habitat (soil, sediment, and occasional surface water) that supports ecological receptors. The predominantly terrestrial habitat has known chemical contamination (MKM 2007). Habitat types and an assessment of the ecological resources found at the Building 1200 AOC are presented in subsequent subsections. Additionally, the results of a historical ERA (an ERS performed as part of the Characterization of 14 AOCs) and the PBA08 RI are provided to determine whether a qualitative ERA (Level I) is sufficient, based on the quality of the habitat and the presence of contamination, or whether a more rigorous ERA (Level II or Level III) should be conducted.

7.3.2 Level I: Scoping Level Ecological Risk Assessment

The ERA method for Level I follows guidance documents listed in Section 7.3.1. Level I is intended to evaluate if the AOC had past releases or the potential for current contamination, and if there are important ecological resources on or near the AOC.

The following two questions should be answered at the completion of the Level I ERA:

1. **Are current or past releases suspected at the AOC?** Current or past releases are determined by evidence that chemical contaminants or COPECs are present.

2. **Are important ecological resources present at or in the locality of the AOC?** Important ecological resources are defined in the *Guidance for Conducting Ecological Risk Assessments* (Ohio EPA 2008) and *Technical Document for Ecological Risk Assessment: Process for Developing Management Goals* (BTAG 2005).

If an AOC has contaminants but lacks important ecological resources, this indicates the ERA process can stop at Level I. Contamination and important ecological resources must both be present to proceed to a Level II Screening Level ERA.

7.3.2.1 AOC Description and Land Use

The Building 1200 AOC is approximately 7.7 acres in size. This includes the 0.39-acre former settling pond. The buildings have been removed from the Building 1200 AOC. The dominant habitat is forest and is large enough to completely support cover and food for small birds and mammals (e.g., robins and mice) that typically require approximately 1 acre (USEPA 1993). The habitat area at the Building 1200 AOC represents approximately 0.03% of the 21,683 acres at RVAAP. U.S. Army natural and ecological resource management activities may apply if habitat disturbance occurs during remedial activities.

7.3.2.2 Evidence of Historical Chemical Contamination

The goal of the historical ERA (MKM 2007) was to identify COPECs in soil, sediment, and surface water for the Building 1200 AOC. The historical ERA followed instructions presented in the *Guidance for Conducting Ecological Risk Assessments* (Ohio EPA 2003) and consisted of the first two of six steps listed in Figure III of the FWERWP (USACE 2003c). These two steps identify the evaluation procedures, which were used to determine AOC-related COPECs. First, the MDC of each chemical was compared to its respective facility-wide background concentration. Chemicals were not considered COPECs if the MDC was below the background concentration. For all chemicals detected above background concentrations, the MDC was compared to an ESV. The hierarchy of screening values was based on the guidance included in the FWERWP and *Guidance for Conducting Ecological Risk Assessments* (Ohio EPA 2003). In addition to the ESV comparison, it was determined if the chemical was a persistent, bioaccumulative, and toxic (PBT) compound. Chemicals were retained as COPECs if they exceeded background concentrations and the ESV, if the chemical exceeded background concentrations and had no toxicity information, or if the chemical was considered a PBT compound.

Groundwater was not included in the historical ERA. As explained in Section 3.2.2 of the FWERWP, groundwater is not considered an exposure medium to ecological receptors because these receptors are unlikely to contact groundwater greater than 5 ft bgs. As discussed in Section 3.4.2, initial depths to groundwater encountered during well installation activities varied from 12-20 ft bgs.

The historical ERA tables are provided in Appendix H, Tables H-1, H-2, and H-3 and contain the following:

- Frequency of detection;
- Average concentration;
- MDC;
- Background concentration;

- SRC determination;
- Sediment reference value (SRV) (part of the SRC determination for sediment);
- ESVs used for COPEC determinations;
- PBT compound identification;
- COPEC determination; and
- COPEC rationale.

Historical COPECs for Soil. The historical ERA conducted as part of the Characterization of 14 AOCs reported 33 chemicals in surface soil (0-1 ft) at the Building 1200 AOC (MKM 2007). Of the 33 chemicals detected, four chemicals (calcium, magnesium, potassium, and sodium) were essential nutrients and were excluded from the COPEC screen (Appendix H, Table H-1). Seventeen detected inorganic chemicals and 13 organic chemicals were determined to be SRCs because they either exceeded background concentrations or did not have an associated background concentration for comparison. Ten of the inorganic chemicals (aluminum, barium, chromium, copper, iron, lead, manganese, mercury, selenium, and zinc) were identified as COPECs because detected concentrations were above ESVs (Table 7-12). In addition, four organic chemicals (TNT, HMX, RDX, and nitrocellulose) were selected as COPECs because they do not have an ESV. One of these 14 soil COPECs was also a PBT compound (mercury).

Historical COPECs for Sediment. The historical ERA conducted as part of the Characterization of 14 AOCs reported 27 chemicals in sediment at the Building 1200 AOC (MKM 2007). Of the 27 chemicals detected, four chemicals (calcium, magnesium, potassium, and sodium) were essential nutrients and were excluded from the COPEC screen (Appendix H, Table H-2). Eight detected inorganic chemicals and seven organic chemicals were determined to be SRCs because they either exceeded background concentrations or did not have an associated background concentration for comparison. Only two inorganic chemicals exceeded the SRV: mercury and lindane (gamma-BHC). Of the 15 SRCs, one inorganic chemical (mercury) and 2 organic chemicals (lindane and acetone) exceeded the ESVs and were identified as COPECs (Table 7-12). In addition, one inorganic chemical (beryllium) and one organic chemical (nitrocellulose) were selected as COPECs because they did not have an ESV. Two of these five sediment COPECs were also PBT compounds (mercury and lindane).

Historical COPECs for Surface Water. The historical ERA conducted as part of the Characterization of 14 AOCs reported 28 chemicals in surface water at the Building 1200 AOC (MKM 2007). Of the 28 chemicals detected, four chemicals (calcium, magnesium, potassium, and sodium) were essential nutrients and were excluded from the COPEC screen (Appendix H, Table H-3). Eleven detected inorganic chemicals and twelve organic chemicals were determined to be SRCs because they either exceeded background concentrations or did not have an associated background concentration for comparison. Of the 23 SRCs, none of the detections exceeded the ESV. However, two metals (iron and manganese) and three organic chemicals (acetone, benzoic acid, and benzenemethanol) were identified as COPECs (Table 7-12) because they do not have an ESV, and mercury was identified as a surface water COPEC because it is a PBT compound.

Table 7-12. Summary of Historical COPECs per the Characterization of 14 AOCs

Soil		Sediment	Surface Water	Groundwater
Aluminum	Mercury	Beryllium	Iron	Groundwater not evaluated for ERA
Barium	Selenium	Mercury	Manganese	
Chromium	Zinc	Lindane	Mercury	
Copper	TNT	Acetone	Acetone	
Iron	HMX	Nitrocellulose	Benzoic Acid	
Lead	RDX		Benzenemethanol	
Manganese	Nitrocellulose			

AOC = Area Of Concern
COPEC = Chemical of Potential Ecological Concern
HMX = octahydro-1,3,5,7-tetranitro-1,3,5,7-tetrazocine
RDX = hexahydro-1,3,5-trinitro-1,3,5-triazine
TNT = 2,4,6-trinitrotoluene
BHC =benzene hexachloride
ERA = Ecological Risk Assessment

Summary of Historical ERA. As explained previously, a historical ERA was performed to determine COPECs at the Building 1200 AOC in surface soil, sediment, and surface water. HQs were not calculated in this evaluation. The COPECs are summarized in Table 7-12. Based on the identification of COPECs, ecological risk in surface soil, sediment, and surface water was predicted in the historical investigation, and an additional investigation was recommended for the Building 1200 AOC (MKM 2007).

7.3.2.3 Ecological Significance

Sources of data and information about the ecological resources at the Building 1200 AOC include the *Integrated Natural Resources Management Plan* (INRMP) (OHARNG 2008), *Facility-Wide Biological and Water Quality Study* (USACE 2005b) where applicable, previous characterization work (e.g., Characterization of 14 AOCs), and visits to the AOC conducted for the PBA08 RI.

One of the two key questions to answer in the Level I Scoping ERA is whether there are ecologically important and especially ecologically significant resources at the Building 1200 AOC. Ecological importance is defined as a place or resource that exhibits unique, special, or other attributes that makes it of great value. Ecological significance is defined as an important resource found at an AOC or in its vicinity that is subject to contaminant exposure. The underlying basis for this distinction can be found in *Ecological Significance and Selection of Candidate Assessment Endpoints* (USEPA 1996a), stated as follows:

> "A critical element in the ERA process requires distinguishing important environmental responses to chemical releases from those that are inconsequential to the ecosystem in which the site resides: in other words, determining the ecological significance of past, current, or projected site-related effects."

Important places and resources identified by the U.S. Army and Ohio EPA (Appendix Table H-4) include wetlands, terrestrial areas used for breeding by large or dense aggregations of animals, habitat known to be used by threatened or endangered species, state land designated for wildlife or game

management, locally important ecological places, and state parks. Both the U.S. Army and Ohio EPA recognize 17 important places and resources. The U.S. Army recognizes an additional 16 important places (BTAG 2005), and the Ohio EPA recognizes another 6 important places (Ohio EPA 2008). In total, there are 39 important places. Presence or absence of an ecologically important place can be determined by comparing environmental facts and characteristics of the Building 1200 AOC with each of the important places and resources listed in Appendix Table H-4.

Ecological significance is defined as an important resource found at an AOC or in its vicinity that is subject to contaminant exposure. Thus, any important places and resources listed in Appendix Table H-4 are elevated to ecologically significant when present on the AOC and there is exposure to contaminants. For all 39 important places and resources, it is relatively clear that the ecological place or resource is either present or absent on the AOC; therefore, the decision process is objective. If no important or significant resource is present at an AOC, the evaluation will not proceed to Level II regardless of the presence of contamination. Instead, the Level I Scoping ERA would acknowledge there are important ecological places but that those resources are not ecologically significant and no further evaluation is required.

Management Goals for the AOC. Regardless of whether the evaluation is concluded at Level I or continues to Level II, there is another level of environmental protection for the Building 1200 AOC through the natural resource management goals expressed in the INRMP (OHARNG 2008). The U.S. Army is required to monitor ecological conditions to maintain or enhance the current integrity of the natural resources and ecosystem. Environmental and natural resource monitoring and management activities in place at Camp Ravenna may also be applicable to any degradation noted from contamination.

Some Natural Resources Management Goals of OHARNG (listed in Appendix Table H-5) benefit the Building 1200 AOC. For example, Goal 1 states the natural resources need to be managed in a compatible way with the military mission, and Goal 5 requires the U.S. Army to sustain usable training lands and native natural resources by implementing a natural resource management plan, which incorporates invasive species management, and utilizing native species mixes for re-vegetation after ground disturbance activities. These management goals help detect degradation (whether from training activities or historical contamination). While the applicability of the remaining 10 management goals to the Building 1200 AOC varies, all of the management goals are intended to either monitor, maintain, or enhance the facility's natural resources and ecosystem. While these goals are for the management of all types of resources at and near the Building 1200 AOC, they do not affect the decisions already concluded in Section 7.3.2.3 concerning the presence or absence of important or significant ecological places or resources at the Building 1200 AOC.

Important Places and Resources. Ecological importance means a place or resource that exhibits a unique, special, or other attribute that makes it of great value. Examples of important places and resources include wetlands, terrestrial areas used for breeding by large or dense aggregations of animals, and habitat of state-listed and federally-listed species. An important resource becomes significant when found on an AOC and there is contaminant exposure.

There are important/significant ecological resources at the Building 1200 AOC (Appendix Table H-4). A wetland is present, and there is a nearby wetland (OHARNG 2008). Also, a locally important ecological place is present at and around the Building 1200 AOC (Figure 7-1) that is a special interest area consisting of 700 acres of mixed mature woods. Special interest areas are recognized as noteworthy resources identified for special management and attention; there are five such areas at RVAAP. At the special interest area, the OHARNG states there are various stands of mature trees, one of which consists of approximately 50 acres of oak, maple, and tulip tree forest (OHARNG 2008). In addition, mature stands of beech-sugar maple forest occur.

Terrestrial Resources. The Building 1200 AOC is dominated by terrestrial resources, as described below.

Habitat Descriptions and Species. The INRMP and AOC visits showed that the Building 1200 AOC consists of three types of vegetation (Figure 7-2). The dominant vegetation is a forest combination (forest alliance) consisting of the American beech (*Fagus grandifolia*), sugar maple (*Acer saccharum*), and American tulip tree (*Liriodendron tulipifera*). The forest includes small open areas and understory that result in multi-story vegetation. This, in turn, provides various layers of vegetation for foraging height preferences of birds, mammals, insects, and other organisms. The cleared area to the west of the AOC continues to be landscaped/maintained grounds surrounding the former buildings (Photograph 7-1). The habitat to the east and around the former settling pond is intermittently flooded early-succession herbaceous field that is also recognized as wetland (OHARNG 2008) (Photograph 7-2). This characterization was originally established by a vegetation study using aerial photography and field verification (USACE 1999) and was later used in the INRMP (OHARNG 2008). Additional photographs of these habitats are provided in Appendix H.

All habitat types identified in 2010 at the Building 1200 AOC appear to be consistent with those reported in the INRMP, which is based on information from 1999. Also, all habitat types were assessed to be healthy and functioning based on May 2010 observations by SAIC biologists.

Functional habitat was determined by noting the absence of large bare spots and dead vegetation or other obvious visual signs of an unhealthy ecosystem. Also, the Ohio Rapid Assessment Method (ORAM) provides additional information about the health of the wetland.

Threatened and Endangered and Other State-listed and Federally-listed Species. There are currently no federally-listed species or critical habitat on Camp Ravenna. The Building 1200 AOC has not been previously surveyed for rare species; however, there have been no documented sightings of rare, threatened, or endangered species at the AOC (OHARNG 2008).

Other Terrestrial Resources. While there are no other known important features, there are other resources at or near the Building 1200 AOC (e.g., vegetation, animals) that interact in their ecosystems and support nutrient cycling and energy flow. For example, wildlife such as wild turkey (*Meleagris gallopavo*) and white-tailed deer (*Odocoileus virginianus*) could use the area. The INRMP provides information about species and habitat surveys at RVAAP (e.g., timber and

ecological succession) (OHARNG 2008). Aside from the natural resource map in the INRMP (OHARNG 2008) as shown in Figure 7-2, there are no other reported surveys of habitats and animals at the Building 1200 AOC.

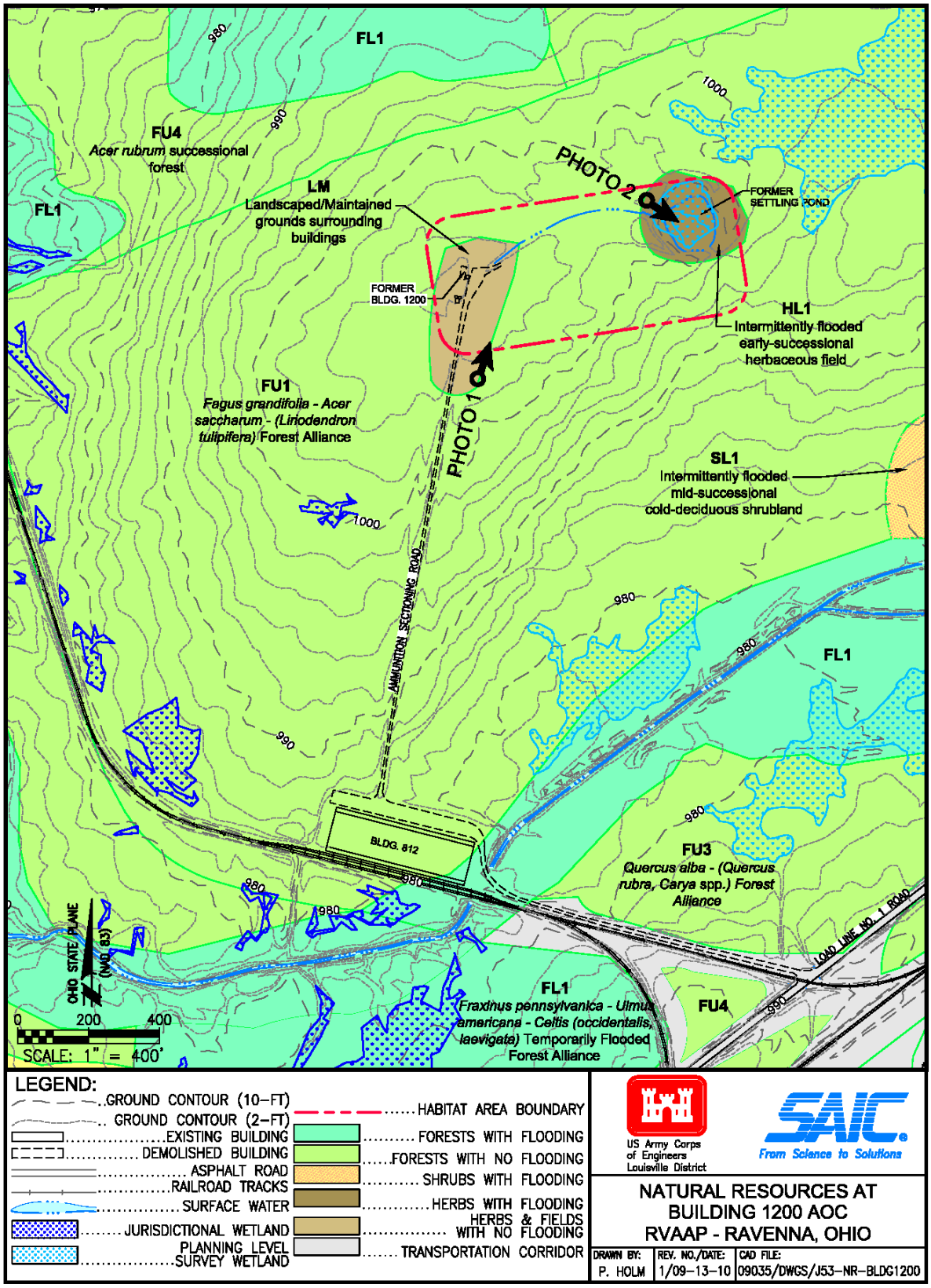

Figure 7-1. Important Ecological Resources (OHARNG 2008) at and Near the Building 1200 AOC

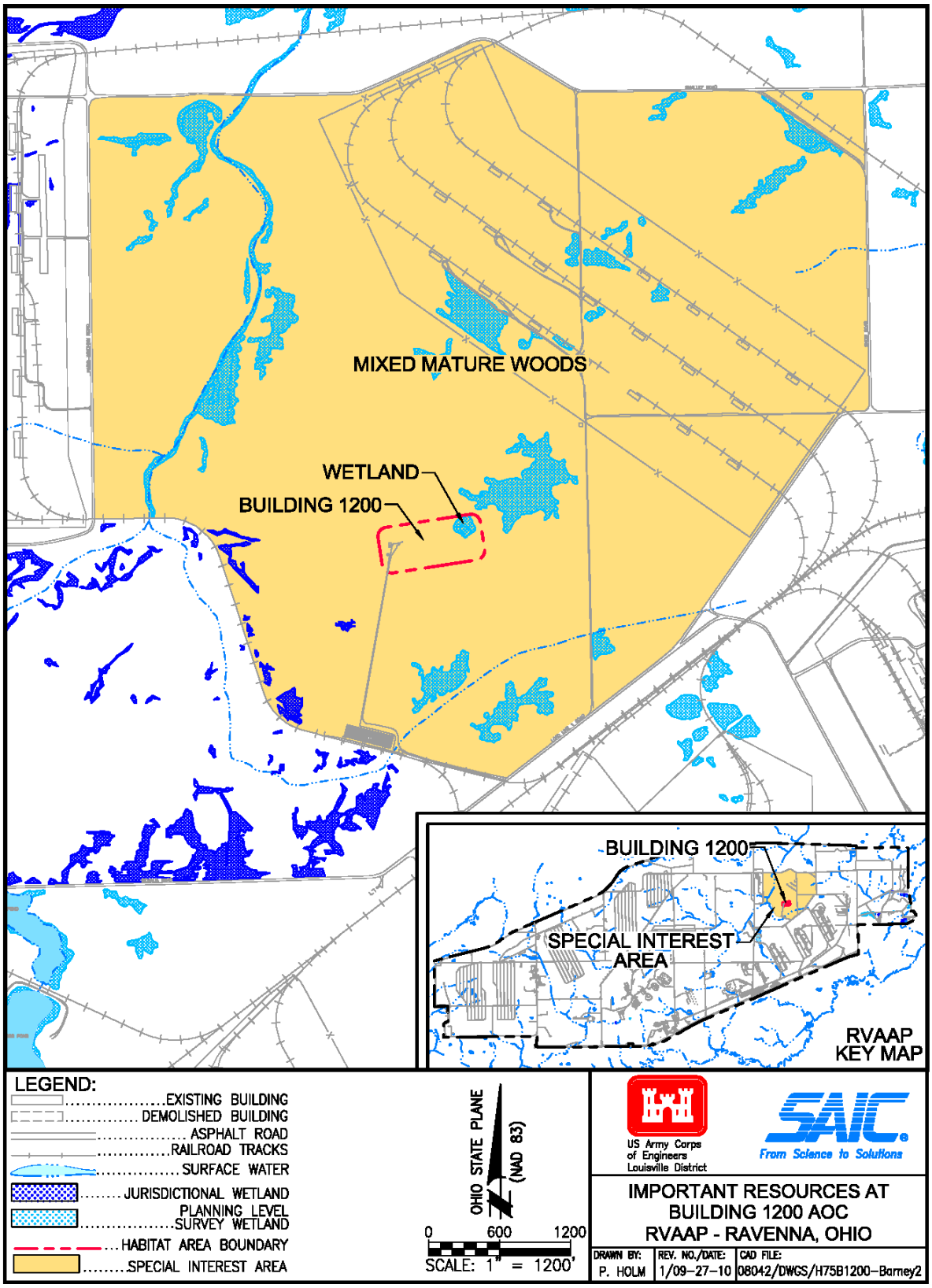

Figure 7-2. Natural Resources (OHARNG 2008) Inside and Near Habitat Area



Photograph 7-1. Maintained Grounds in the Western Part of the Habitat Area (facing north-northeast August 12, 2008)



Photograph 7-2. Intermittently Flooded Field in the Eastern Part of the Habitat Area (facing southeast August 12, 2008)

Aquatic Resources. The Building 1200 AOC has few aquatic resources. Although there are no ponds or streams at the Building 1200 AOC, there is one shallow drainage ditch and one small wetland.

Habitat Descriptions and Species. The shallow drainage ditch extends from the location of the former buildings to the former settling pond. This drainage ditch is about 500 ft long, and the water flows in the east-northeasterly direction. During most of the year, there is no water in the drainage ditch, but there was standing water in this drainage ditch following the week's rainstorms when two SAIC field biologists visited the habitat area during the PBA08 RI on May 18, 2010. Precipitation data for RVAAP are provided in Section 3.5. The storm frequency is 35 days per year and precipitation occurs 154 days per year. This is not a sufficient amount of precipitation to create and maintain aquatic habitat at the Building 1200 AOC, as evidenced by the lack of such habitat.

There is no large drainage outlet from the former settling pond. However, there is a small overflow outlet and drainage area on the southern edge of the former settling pond. This drainage area fans out into the forest within a few feet of the perimeter of the former settling pond. Little surface water was present in this area on August 12, 2008, but some was present on May 18, 2010 after the week's rainstorms.

Wetlands. There is one habitat type of intermittently flooded early-succession herbaceous field in the northeast corner of the Building 1200 AOC (Figures 7-1 and 7-2) (OHARNG 2008). This habitat type coincides with a small, emergent, planning level survey wetland covering 0.39 acres. Hereafter, the habitat type will be called a wetland. No jurisdictional wetlands determination has been conducted at this AOC. For any wetland at the AOC potentially affected by remedial activities, a jurisdictional determination by USACE would be required to determine the regulatory status.

The wetland is forming in a portion of the former settling pond constructed to receive storm water runoff from the Building 1200 AOC. The area has been heavily impacted by the earthmoving activities associated with construction of the former settling pond (and the subsequent forming of a wetland). The former settling pond is surrounded by an earthen berm with breaks for the inlet and outlet. The wetland receives water from a drainage ditch that flows approximately 500 ft from the location of the former buildings. Water discharges from the southeast side of the wetland into a wet weather conveyance. Vegetation includes emergent plants such as cattails (*Typha latifolia*), spikerush (*Eleocharis* spp.), steeplebush (*Spiraea tomentosa*), and silky dogwood (*Cornus amomum*). The wetland is still in an early stage of development within the former settling pond.

An SAIC Professional Wetland Scientist used the ORAM (Ohio EPA 2001) in May 2010 to assess the condition of any planning level survey wetlands at the Building 1200 AOC and to determine the potential ecological importance of those wetlands (Appendix H, Figure H-2). Using the ORAM, wetlands are classified into three categories.

- Category 1 wetlands are described as "limited quality waters." They are considered to be a resource that has been degraded, have limited potential for restoration, or are of such low

functionality that lower standards for avoidance, minimization, and mitigation can be applied. Scores range from 1 to 29.

- Category 2 includes wetlands of moderate quality and wetlands that are degraded but exhibit reasonable potential for restoration. Scores range from 30 to 59.

- Category 3 generally includes wetlands of very high quality and wetlands of concern regionally and/or statewide, such as wetlands that provide habitat for species listed as threatened or endangered. Scores range from 60 to 100.

The field sheets detailing the ORAM at the Building 1200 AOC are presented in Appendix H (Figure H-2). The wetland at this AOC is classified as Category 1 (with a final score of 23), which indicates impaired wetland conditions and functions.

Wetlands are important habitats with water-saturated soil or sediment whose plant life can survive saturation. Wetlands are home to many different species and are also chemical sinks that can serve as detoxifiers and natural water purifiers. It is expected that the wetland at the Building 1200 AOC performs these and other related functions.

Threatened and Endangered and Other State-listed and Federally-listed Species. The Building 1200 AOC has not been previously surveyed for state-listed and federally-listed species. There have been no documented sightings of threatened or endangered species at the AOC (OHARNG 2008).

Other Aquatic Resources. While there are no other known aquatic resources at or near the Building 1200 AOC (e.g., vegetation, animals), the existing populations interact in their ecosystems and support nutrient cycling and energy flow. The nearest biological and water quality station is about 2,000 ft away, and there is no connecting stream to the AOC. Aside from the vegetation map in the INRMP as shown in Figure 7-2, there are no other reported surveys of habitats and wildlife at the Building 1200 AOC.

Ecosystem and Landscape Roles and Relationships. There are four spatial areas evaluated to assess the ecosystem and landscape roles and relationships: the actual AOC, the vicinity of the AOC, the entire RVAAP, and the northeastern or ecoregion of Ohio. Information about the first spatial area (the actual AOC) was provided in the section above on terrestrial and aquatic resources.

Vicinity of the AOC. The same dominant forest type – the American beech (*Fagus grandifolia),* the sugar maple (*Acer saccharum*), and American tulip tree (*Liriodendron tulipifera*) – occurs in all directions beyond the AOC for at least 500 ft from the outer edge of the habitat area. This forest type makes up part of the 700 acres of mixed mature woods in the special interest area surrounding the Building 1200 AOC. In the approximately 7.7 acres of the AOC, the quality of the forest appears to be typical of other forests in RVAAP; inside the habitat area there are no noticeably larger trees or more dense growth than immediately outside the habitat area.

Figure 7-2 shows a wetland 100 ft northeast of the AOC. The nearest stream is approximately 1,200 ft south of the AOC. The nearest 100-year floodplain is approximately 1,400 ft west of the AOC. The nearest stream sampling station from the Ohio EPA/USACE Biology and Water Quality Study (USACE 2005b) is approximately 2,000 ft west of the AOC, with the nearest pond sampling station even farther away (Table 7-13). There is no pond or stream on the AOC, and the nearest beaver dam is 2,200 ft southeast of the AOC. Thus, the only important aquatic resource at or near the AOC is wetlands.

The closest recorded state-listed or federally-listed species [barn owl (*Tyto alba*)] is located approximately 940 ft east of the AOC (Table 7-13). It is a state threatened species. The next closest state-listed or federally-listed species [mountain brook lamprey (*Ichthyomyzon greeleyi*)] is located approximately 1,900 ft west of the AOC. It is a state endangered species.

Table 7-13 summarizes the geographical relationships of various ecological resources in the vicinity of the AOC, where only wetlands and the special interest area are found at or in the vicinity of the AOC. Most of the nearest resources are more than 1,500 ft away.

The Entire RVAAP. The Building 1200 AOC is approximately 7.7 acres in size. This represents about 0.03% of the entire area of RVAAP (approximately 21,683 acres in size). There are approximately 1,970 acres of wetlands (jurisdictional and planning level survey) as defined in the INRMP (OHARNG 2008), representing 9.1% of the habitat at RVAAP. The special interest area is about 700 acres in size and occupies about 3.2% of RVAAP. There is approximately 1,440 acres of the American beech (*Fagus grandifolia)*, sugar maple (*Acer saccharum)*, and American tulip tree (*Liriodendron tulipifera*) forest at RVAAP (OHARNG 2008). This represents about 6.6% of the vegetation types at RVAAP being the same forest type as at the Building 1200 AOC. Thus, this type of resource is abundant and is not unique at the Building 1200 AOC, Camp Ravenna, and RVAAP. Additionally, there are about 253 acres of landscaped/maintained grounds surrounding buildings and about 80 acres of intermittently flooded early-successional herbaceous field habitat at RVAAP. Thus, the types of habitat are not unique to the Building 1200 AOC.

Table 7-13. Survey of Proximity to the AOC of Various Ecological Resources

Natural Resource	Inside Habitat Area	Near the AOC	Distances to Nearest Resource[a] and Comments
Wetlands (Planning Level Survey)	Yes (small)	Yes (near NE corner)	Small; low quality (Category 1) wetland present Other in vicinity
State-listed or federally-listed species	No known sightings	None	940 ft E; 1,900 W; See text for species names
Beaver dams	None	None	2,200 ft SE; 3,100 ft WNW
100-year floodplain	None	None	1,400 ft W
Stream sampling[b]	None	None	Important water feature located 2,000 ft W
Pond sampling[b]	None	None	Important water feature located 4,500 ft SW

[a] Measurements of distance and direction are taken from the nearest boundary of the AOC to the resource being measured.
[b] Stream and pond sampling refers to *Facility-Wide Biological and Water Quality Study 2003* (USACE 2005b).
AOC = Area of Concern

Ecoregion. In the area surrounding RVAAP, forests occupy a high percentage of the terrain. For example, Ohio's forests cover approximately 8,000,000 acres or 30% of the state (USDA 2009). The Erie/Ontario Drift and Lake Plain ecoregion (USEPA 2011) is located in the northeastern part of Ohio that contains the forest alliance of American beech (*Fagus grandifolia*), sugar maple (*Acer saccharum*), and American tulip tree (*Liriodendron tulipifera*). This ecoregion is made up of rolling to level terrain and low lime drift and lacustrine deposits. Lakes, wetlands, and swampy streams occur where stream networks converge or where the land is flat and clayey (USEPA 2011). The same ecoregion and forest alliance is found throughout northeastern Ohio and also in Cuyahoga, Geauga, Mahoning, Portage, Stark, Summit, and Trumbull counties that surround RVAAP. The United States Forest Service (USFS) has a Forest Inventory Data Online tool that was queried for the forest alliance in the surrounding counties in or near RVAAP (USFS 2011). In 2009, a total of 171,384 acres were present in Cuyahoga, Geauga, Mahoning, Portage, Stark, Summit, and Trumbull counties for maple and beech classifications (USFS 2011). The American tulip tree (*Liriodendron tulipifera*) is found throughout all of Ohio (Kloss 2011 and ODNR 2011). A total of 207,814 acres of intermittently flooded early-successional herbaceous fields (wetlands) are in Portage County and surrounding counties (USEPA 1999). Portage County (49,469 acres) and Trumbull County (60,816 acres) have the most acreage of wetlands of the seven surrounding counties. For landscaped/maintained grounds, Portage County has the lowest percent (12.79% of 315,136 acres), while Cuyahoga County has the highest percent (66.58% out of 293,312 acres) of the seven counties (ODNR 2011). Thus, the forest alliance and other habitat types at the Building 1200 AOC are also found in the surrounding counties in the ecoregion of northeastern Ohio.

In summary, the forest type of American beech (*Fagus grandifolia*), sugar maple (*Acer saccharum*), and American tulip tree (*Liriodendron tulipifera*) is found in the vicinity of the Building 1200 AOC. At the AOC and other nearby places, the forest type is part of the special interest area of mixed mature woods. Also, the same type of forest and other habitat types are found at RVAAP and the larger surrounding local ecoregion.

7.3.2.4 Summary and Recommendations of Scoping Level Ecological Risk Assessment

Based on the historical ERA, there were 14 soil COPECs, 5 sediment COPECs, and 6 surface water COPECs. The majority of these COPECs were inorganic chemicals. Some of these chemicals are considered COPECs because the chemical does not have an ESV.

The U.S. Army and Ohio EPA provide a checklist of important ecological places and resources to determine if such ecological resources are present on an AOC and nearby. The entire Building 1200 AOC is included in and surrounded by a special interest area of mixed mature woods. There is also a wetland at the AOC. Environmental management goals and objectives of OHARNG are applicable to the Building 1200 AOC, including Goal 1 that requires management of natural resources to be compatible with military mission, and Goal 5 that requires the U.S. Army to sustain usable training lands and native natural resources by implementing a natural resource management plan, which incorporates invasive species management, and utilizing native species mixes for re-vegetation after ground disturbance activities.

The Building 1200 AOC is made up of 7.7 acres of a mixed forest (American beech, sugar maple, and American tulip tree), a cleared field that was the location of former buildings, and an intermittently flooded field that contains a former settling pond. The former settling pond contains a small wetland with cattails, spikerush, steeplebush, and silky dogwood. The vegetation types in the Building 1200 AOC are found nearby, at RVAAP, and in the ecoregion.

Due to the fact that: (1) there is contamination at the Building 1200 AOC; and (2) important or ecologically significant resources in the form of a special interest area and wetland are both present, this ERA will continue to a Level II Screening Level ERA.

7.3.3 Level II: Screening Level Ecological Risk Assessment

The Level II method follows the guidance documents listed in Section 7.3.1. The Level II method identifies evaluation procedures used for problem formulation and ecological effects evaluation to determine AOC-related COPECs. This work includes defining habitats/environmental setting, suspected contaminants, possible pathways, and mechanisms for ecotoxicity and contaminant transport. Level II also includes establishing screening values.

In addition, technical and refinement factors can be used to assess outcomes of the above procedures. The factors include use of mean exposure concentrations, discussion of approved ESVs, wetland quality at the AOC, and other topics that evaluate and refine the COPECs from the Level II Screening ERA. This type of assessment is called Step 3A in the ERA process (USEPA 1997).

7.3.3.1 Generic Ecological Conceptual Exposure Model

The Conceptual Site Exposure Model (CSEM) identifies the interconnections of contaminant sources and transport mechanisms for contaminant migration through the environment to the receptors. The CSEM provides an understanding of the relationships of all sources, release and transport pathways, potential exposure media, and receptors. The CSEM includes:

- **Source Media.** Based on historical AOC information, operations associated with various former buildings at the Building 1200 AOC are the contaminant source. The operations contributed chemicals to: 1) the surrounding soil and the former settling pond that contained sediment and occasionally surface water; or 2) the sediment and occasional surface water directly.

- **Transport Mechanisms.** Material in soil and/or groundwater can migrate via erosion and leaching. Migration to sediment and surface water via erosion is controlled by the amount of precipitation, type of ground cover, and topography of the AOC. Little erosion is expected to occur at the AOC because the land is relatively flat and has extensive vegetative cover. This extensive vegetative cover includes forests and herbaceous fields. Much of the precipitation landing on this area is expected to leach or infiltrate the soil, and some precipitation would likely go through the southern berm opening at the former settling pond.

- **Exposure Media.** Exposure media are media where contaminants are available for exposure to ecological receptors. Potential exposure media at the Building 1200 AOC are soil, sediment, occasional surface water, vegetation, and animals.

- **Exposure Pathways.** A main exposure pathway is ingestion of contaminated food. Other pathways may include ingestion of soil, sediment, and water and dermal contact by receptors with soil, sediment, or water. There are no permanent ponds or streams on the AOC; however, there is a drainage ditch traversing the center of the AOC and a former settling pond in the eastern part of the AOC. SAIC scientists observed surface water in the drainage ditch and the former settling pond after rainstorms, but the water in both features is ephemeral based on the observations by SAIC scientists and the vegetation classifications in the INRMP (OHARNG 2008).

- **Ecological Receptors.** A variety of ecological receptors, such as terrestrial birds and mammals, are present in the area. Receptors associated with various published toxicological endpoints are assumed to represent these various plants and animals.

7.3.3.2 Habitats and Species (Including Generic Receptors)

Habitats and species were defined in the Level I ERA (Section 7.3.2). For example, three types of habitats were described. Habitats, species, and other resources were analyzed, and it was determined that important or significant ecological resources are present at the Building 1200 AOC and vicinity. A wetland is present, and a special interest area of mixed mature woods surrounds the AOC. Contamination is present and, thus, a Level II analysis is needed. Level II assumes ecological receptors are sensitive to various chemicals based on a variety of toxicological data from field-observed effects and laboratory tests. The ESV is utilized as a toxicity metric representing multiple generic receptors, including plants, microorganisms, and animals.

7.3.3.3 Procedure to Identify COPECs

The screening level approach to evaluate sample results from the PBA08 RI followed a similar approach used in the historical ERA. Section 5.1 of this RI/FS report details chemical concentration data. The PBA08 RI included collection of discrete surface soil (0-1 ft bgs) samples, ISM surface soil (0-1 ft bgs) samples, and discrete sediment samples at locations different from the historical sample locations. Discrete samples and ISM samples are not combined in the PBA08 RI COPEC screening, and only ISM soil samples collected during the PBA08 RI and ISM soil and sediment samples collected during the historical ERA were used in the analysis. This ERA uses updated sediment reference values (SRVs) (Appendix Table H-6) and ESVs that follow the revised *Ecological Risk Assessment Guidance* (Ohio EPA 2008), as provided in Appendix Tables H-7 and H-8.

The hierarchy of ESVs is based on the information found in the Ohio EPA risk assessment guidance (Ohio EPA 2008) and FWERWP (USACE 2003c). The MDC of each chemical is compared to its respective facility-wide background concentration. Sediment concentrations are also compared to the SRV. Chemicals are not considered site-related if the MDC is below the background concentration.

For all chemicals detected above background concentrations, the MDC is compared to the chemical-specific ESV. In addition to the ESV comparison, it was determined if the chemical is a PBT compound. Chemicals are retained as COPECs if they exceed background concentrations (and SRV for sediment) and the ESV, if the chemical exceeds background concentrations (and SRVs) and had no toxicity information, or if the chemical is considered a PBT compound. Ratios of MDC to ESV are used to determine the integrated COPECs that result from the combined current and historical datasets. A ratio greater than 1 suggests a possible environmental consequence. Any chemicals with ratios greater than 1 are identified as integrated COPECs.

Maximum Detected Concentrations. The MDCs were compared to background concentrations and ESVs (Appendix Tables H-7 and H-8) for each detected chemical. These comparisons are provided in Appendix Table H-9 for soil and Appendix Table H-10 for sediment.

Ecological Screening Values. Although the historical ERA used ESVs from the 2003 version of the *Guidance for Conducting Ecological Risk Assessments* (Ohio EPA 2003), this ERA uses updated ESVs from the 2008 version of this guidance document. The hierarchy for soil is Ecological Soil Screening Levels (EcoSSLs), PRGs, and Ecological Screening Levels (ESLs). The hierarchy for sediment is the Sediment Quality Guidelines (SQG) followed by ESLs. When needed, the hierarchy for surface water is the Ohio EPA Water Quality Criteria (WQC), National Recommended Water Quality Criteria (NRWQC), and ESLs. Appendix H provides for values and sources for ESVs in Tables H-7 and H-8.

7.3.3.4 Integrated COPECs for Soil (0-1 ft bgs)

During the PBA08 RI, forty chemicals were detected in surface soil. Five chemicals (calcium, iron, magnesium, potassium, and sodium) were essential nutrients and were excluded as SRCs, as described in Section 5.1. Fourteen detected inorganic chemicals and 18 organic chemicals were determined to be SRCs because they either exceeded background concentrations or did not have an associated background concentration for comparison. Of the 32 SRCs, 10 inorganic chemicals (aluminum, cadmium, chromium, cobalt, copper, lead, manganese, mercury, selenium, and zinc) exceeded the ESVs and are identified as integrated COPECs (Table 7-14). In addition, 4 organic chemicals (TNT, HMX, RDX, and nitrocellulose) were selected as integrated COPECs because they do not have an ESV. One of the integrated COPECs (mercury) was also a PBT compound. The calculated ratio of MDC to ESV is shown in Table 7-14 for each integrated COPEC. Appendix Table H-9 presents the details of the ESV comparisons for surface soil.

Table 7-14. Summary of Integrated COPECs for Surface Soil

COPEC	MDC (mg/kg)	ESV (mg/kg)	Ratio of MDC to ESV	Comments
Aluminum	30,000	50	600	Highest ratio at 600X
Cadmium	3.3	0.36	9.2	None
Chromium	36.1	26	1.4	None
Cobalt	15	13	1.2	None

Table 7-14. Summary of Integrated COPECs for Surface Soil (continued)

COPEC	MDC (mg/kg)	ESV (mg/kg)	Ratio of MDC to ESV	Comments
Copper	71	28	2.5	None
Lead	86	11	7.8	None
Manganese	4100	220	18.6	Third highest ratio at nearly 20X
Mercury	0.1	0.00051	196	Second highest ratio at nearly 200X
Selenium	1.6	0.52	3.1	None
Zinc	180	46	3.9	None
TNT	0.28	No ESV	--	None
HMX	11	No ESV	--	None
RDX	13	No ESV	--	None
Nitrocellulose	0.87	No ESV	--	None

Table excludes nutrients
-- = not applicable, no ESV is available for comparison.
COPEC = Chemical of Potential Ecological Concern
ESV = Ecological Screening Value
HMX = octahydro-1,3,5,7-tetranitro-1,3,5,7-tetrazocine
MDC = Maximum detected concentration
RVAAP = Ravenna Army Ammunition Plant
RDX = hexahydro-1,3,5-trinitro-1,3,5-triazine
TNT = 2,4,6-trinitrotoluene
X = multiplier

Most of the soil COPECs reported in the historical ERA (Table 7-12) are also identified in the current ERA. The historical ERA (Characterization of 14 AOCs) identified two COPECs (barium and iron) that are not integrated COPECs. Barium was below the new ESV (Ohio EPA 2008, Appendix Table H-9), and iron was considered an essential nutrient in the new dataset. Two new integrated COPECs (cadmium and cobalt) are identified in the PBA08 RI. The addition of cadmium and cobalt are due to updated, more protective ESVs. Based on the presence of integrated COPECs, this ERA predicts the potential for ecological risk in soil.

7.3.3.5 Integrated COPECs for Sediment

During the PBA08 RI, 26 chemicals were detected in sediment. Sediment ESVs are published in Appendix H, Table H-8. Detected chemical concentrations were compared to the sediment background concentrations, SRVs, and ESVs (Appendix H, Table H-6, H-8, and H-10), and the results are summarized in Table 7-15. Five integrated COPECs were identified in sediment. Mercury, lindane, and acetone exceeded their ESVs, while beryllium and nitrocellulose were COPECs because they do not have an ESV.

Table 7-15. Summary of Integrated COPECs in Sediment

COPEC	MDC (mg/kg)	ESV (mg/kg)	Ratio of Maximum to ESV	Comments
Beryllium	0.86	No ESV	--	None
Mercury	0.2	0.18	1.1	Just barely exceeds ESV
Nitrocellulose	1.7	No ESV	--	None
Lindane	0.013	0.00237	5.5	Second highest ratio at 5.5X
Acetone	0.084	0.0099	8.48	Highest ratio at 8.5X

Table excludes nutrients
-- = not applicable, no ESV available.
X = multiplier
ESV = Ecological Screening Value
COPEC = Chemical of Potential Ecological Concern
MDC = Maximum Detected Concentration

Table 7-15 identifies the integrated COPECs for sediment. Beryllium, mercury, nitrocellulose, lindane, and acetone were identified as COPECs using historical ISM data and become integrated COPECs.

7.3.3.6 Integrated COPECs for Surface Water

There is intermittent surface water at the Building 1200 AOC in the shallow drainage ditch and the former settling pond. Photographs in Appendix H show water the day following several rainstorms. Rainstorms are insufficient to create and maintain aquatic habitat at the Building 1200 AOC. Thus, there are no natural or permanent ponds and no streams at this AOC. Historical surface water samples collected in 2004 were used for the nature and extent evaluation but were not included in data screens. The historical COPECs (based on 2004 surface water data) are not considered integrated COPECs. No ERA for surface water is needed due to the lack of fish and other aquatic organisms.

7.3.3.7 Step 3A: Refinement of Integrated COPECs

Step 3A refines the list of integrated COPECs to determine if 1) there are final COPECs requiring further evaluation in Level III or remediation to protect ecological receptors; or 2) integrated COPECs can be eliminated from further consideration. This section applies and evaluates refinement factors agreed upon by USACE and Ohio EPA to the integrated COPECs for the AOC. This evaluation is an important part of Level II and is adapted from USEPA Step 3A, outlined in *Ecological Risk Assessment Guidance for Superfund: Process for Designing and Conducting Ecological Risk Assessments* (USEPA 1997) and *Risk Assessment Handbook Volume II: Environmental Evaluation* (USACE 2010b). The purpose of Step 3A is stated as follows by the U.S. Army (BTAG 2005):

> "The results of Step 3A will be used to determine if threats to ecological receptors are negligible and an appropriate risk management decision may be made to end the ERA process, or potential threats are still indicated and a BERA should be initiated."

The evaluation and refinement factors used in Step 3A are presented below.

- Comparison of average or mean concentration to ESV;
- Comparison of mean concentration to background concentration;
- Comparison of background concentration to ESV;
- Frequency of chemical occurrence relative to ESV;
- Magnitude of ESV exceedance (ratio of ESV to chemical concentrations);
- Discussion of Ohio EPA approved and preferred ESVs;
- Qualitative relationship of exposure area to general home range;
- Category of wetland quality inside the AOC;
- Geographical relationship of on-site wetlands to AOC exceedance area;
- Information about on-site migration of chemicals to on-site wetlands; and
- Evaluation of off-site migration of chemicals at biological/water quality stations.

For soil at the Building 1200 AOC, there are 14 integrated COPECs. There are 10 integrated COPECs based on maximum exposure and ESV exceedance: aluminum, cadmium, chromium, cobalt, copper, lead, manganese, mercury, selenium, and zinc. There are four integrated COPECs (TNT, HMX, nitrocellulose, and RDX) identified because they do not have an ESV. However, chemicals with no ESVs are addressed in the uncertainty section (Section 7.3.3.9). Therefore, they are eliminated from further consideration and will not be final COPECs.

For sediment, mercury, lindane, and acetone are integrated COPECs based on maximum exposure, as the MDC for both chemicals exceeded their ESVs. Beryllium and nitrocellulose were sediment integrated COPECs because they do not have an ESV. Surface water is not present year round at Building 1200; therefore, there are no surface water COPECs.

The first four evaluation and refinement factors are organized to compare key quantitative information. These factors are:

- Comparison of average or mean concentration to screening benchmark or ESV;
- Comparison of mean concentration to background concentration;
- Comparison of background concentration to ESV; and
- Frequency of chemical occurrence relative to ESV.

Multiple evaluation factors can be used to define whether an integrated COPEC should be retained or eliminated from further consideration. There are two types of comparisons and associated decisions in the first steps of the refinement process (Table 7-16).

Table 7-16. Application and Decisions of Selected Evaluation Factors to Integrated COPECs for Surface Soil from Level II

Action	Condition for Decision to Dismiss or Retain COPEC	Outcome
Compare mean concentration to ESV	(A) Mean concentration smaller than or equal to the ESV	COPEC is not a candidate to be a final COPEC. Evaluation ceased.
	(B) Mean concentration larger than the ESV	Continue evaluation of chemical.
Compare mean concentration above ESV to background concentration	(A) Mean concentration smaller than the background concentration	COPEC is not a candidate to be a final COPEC. Evaluation ceased.
	(B) Mean concentration larger than background concentration	Continue evaluation of chemical.

COPEC = Chemical of Potential Ecological Concern
ESV = Ecological Screening Value

Comparison of background concentrations to ESV is also an important consideration in this part of the evaluation. Additionally, frequency of detection is provided. The evaluations are presented by type of decision on a COPEC-by-COPEC basis. These evaluations are followed by the application of additional evaluation and refinement factors, when necessary.

Comparison of Mean Concentration to ESV. Three integrated COPECs (chromium, cobalt, and copper) in soil are eliminated in this step because the mean concentration is smaller than the ESV (Appendix Table H-11). Each eliminated integrated COPEC is discussed relative to the mean concentration being smaller than the ESV and the related evaluation and refinement factors. Table 7-17 shows the principal data and various comparisons.

***Chromium*.** Chromium was detected in all 13 ISM samples at the Building 1200 AOC, but only 3 samples (B12ss-017M, -037M, and -038M) had chromium concentrations exceeding the ESV (Table 7-17). One of these three samples is located near the former buildings, and the other two samples were collected in the drainage ditch. Although the MDC for chromium in surface soil exceeds the background concentration and ESV, the mean concentration is less than the ESV. Therefore, chromium is eliminated from further consideration and will not be a final COPEC.

Cobalt. Cobalt was detected in all 13 ISM samples at the Building 1200 AOC. Only four samples were above the background concentration, and only two of these samples (B12ss-022M and -036M) had cobalt concentrations exceeding the ESV (Table 7-17). The samples were located near the former buildings and the former settling pond. Although the MDC for cobalt in surface soil exceeds the background concentration and ESV, the mean concentration is less than the ESV and background concentration. Therefore, cobalt is eliminated from further consideration and will not be a final COPEC.

Copper. Copper was detected in all 13 ISM samples at the Building 1200 AOC. Only four samples were above the background concentration, and only one sample (B12ss-017M) had a copper concentration exceeding the ESV (Table 7-17). This sample is located near the former buildings. Although the MDC for copper in surface soil exceeds the background concentration and ESV, the mean concentration is less than the ESV and only slightly higher than the background concentration. Therefore, copper is eliminated from further consideration and will not be a final COPEC.

In summary, chromium, cobalt, and copper were eliminated from further consideration. The other seven integrated COPECs in soil have mean concentrations larger than the ESV.

Table 7-17. Summary of Data for Step 3A Refinement of Integrated COPECs in Surface Soil at the Building 1200 AOC

COPEC	Mean Concentration (mg/kg)	ESV (mg/kg)	Mean Concentration > ESV? (Yes/No)	Background Concentration (mg/kg)	Mean Concentration> Background Concentration? (Yes/No)	ESV > Background Concentration? (Yes/No)	Frequency of Detections > ESV	Frequency of Detections > Background Concentration	Further Evaluation in Level II Required? (Yes/No)
COPEC with Mean Concentration < ESV									
Chromium	24.4	26	No	17.4	Yes	Yes	3/13	13/13	No
Cobalt	9.1	13	No	10.4	No	Yes	2/13	4/13	No
Copper	19.8	28	No	17.7	Yes	Yes	1/13	4/13	No
COPEC with Mean Concentration > ESV and Mean Concentration < Background Concentration									
Aluminum	14,700	50	Yes	17,700	No	No	13/13	1/13	No
Manganese	1,190	220	Yes	1,450	No	No	13/13	3/13	No
Selenium	0.96	0.52	Yes	1.4	No	No	10/10	1/10	No
COPEC with Mean Concentration > ESV and Mean Concentration > Background Concentration									
Cadmium	0.43	0.36	Yes	0	Yes	Yes	3/8	8/8	Yes
Lead	30.1	11	Yes	26.1	Yes	No	13/13	4/13	Yes
Mercury	0.045	0.00051	Yes	0.036	Yes	No	10/10	8/10	Yes
Zinc	92	46	Yes	61.8	Yes	No	13/13	10/13	Yes

COPEC = Chemical of Potential Ecological Concern
ESV = Ecological Screening Value

Comparison of Mean Concentration Above ESV to Background Concentration. Three integrated COPECs (aluminum, manganese, and selenium) in surface soil are eliminated in this step because the mean concentration is larger than the ESV but smaller than the background concentration. Each COPEC is discussed relative to the various evaluation and refinement factors.

Aluminum. Aluminum in surface soil at the Building 1200 AOC has a mean concentration less than the background concentration (Table 7-17). The background concentration is 350 times greater than the ESV. Although aluminum was detected in all 13 ISM samples at concentrations above the ESV, only one sample (B12ss-016M) exceeded the background concentration. Having only one sample exceed the background concentration suggests the concentration of aluminum in surface soil is not a likely concern. The ESV is conservative, as the ESV is 350 times lower than the background concentration. Additionally, aluminum is not a concern because the soil pH is too high to dissociate the chemical. A typical soil pH is 6.0-7.0 at one of the nearby load lines at RVAAP (USACE 2004b). Regarding aluminum chemistry and ecological risk in soil, the USEPA stated "Aluminum is identified as a COPC only for soil with a pH less than 5.5" (USEPA 2003a). Therefore, because the mean concentration is less than the background concentration, the ESV is rather conservative, and the soil pH at RVAAP is higher than the USEPA dissociation limit, aluminum is eliminated from further consideration and will not be a final COPEC.

Manganese. Manganese in surface soil at the Building 1200 AOC has a mean concentration less than the background concentration, and the background concentration is 6 times greater than the ESV (Table 7-17). Because the ESV is lower than the background concentration, the ESV can be considered conservative. Manganese was detected in all 13 ISM samples at concentrations above the ESV; however, only three samples (B12ss-016M, -017M, and -022M) exceeded the background concentration. Although the MDC for manganese in surface soil exceeds the background concentration and the ESV, the mean concentration is below the background concentration, and the ESV is conservative. Therefore, manganese is eliminated from further consideration and will not be a final COPEC.

Selenium. Selenium in surface soil at the Building 1200 AOC has a mean concentration less than the background concentration. The background concentration is more than 2 times greater than the ESV. Because the ESV is lower than the background concentration, the ESV can be considered conservative. Selenium was detected in 10 of 13 ISM samples at concentrations above the ESV; however, only one sample (B12ss-016M) exceeded the background concentration (Table 7-17). Although the MDC for selenium in surface soil exceeds the background concentration and the ESV, the mean concentration is below background and the ESV is conservative. Therefore, selenium is eliminated from further consideration and will not be a final COPEC.

Continued Evaluations. The remaining four integrated COPECs (cadmium, lead, mercury, and zinc) in soil have mean concentrations greater than the ESV and background concentration. Each remaining integrated COPEC is presented below and discussed relative to the first four and related evaluation and refinement factors.

Cadmium. Cadmium in surface soil at the Building 1200 AOC has a mean concentration greater than the background concentration, and the background concentration is less than the ESV (cadmium was not detected in background). Cadmium was detected in 8 of 13 ISM samples at the Building 1200 AOC, but only 3 of these samples (B12ss-016M, -017M, and -018M) had cadmium concentrations exceeding the ESV (Table 7-17). These three samples are clustered near the former buildings. The numerical distribution of cadmium concentrations exceeding the

ESV and background concentration in surface soil indicates that cadmium requires further evaluation as a COPEC.

Lead. Lead in surface soil at the Building 1200 AOC was detected above the background concentration in 4 of 13 ISM samples, and the mean concentration is only slightly greater than the background concentration. The ESV is lower than the background concentration which indicates that the ESV for lead may be conservative. Of the four samples exceeding the ESV and background concentration (B12ss-013M, -017M, -018M and -021M) (Table 7-17), the one sample (B12ss-017M) with the highest lead concentration (86 mg/kg) is located near the former buildings (Figure 5-2). Although the ESV may be conservative, the mean concentration for lead in surface soil exceeds both the background concentration and ESV. Lead requires further evaluation as a COPEC.

Mercury. Although mercury in surface soil at the Building 1200 AOC has a mean concentration slightly greater than the background concentration, the background concentration is 70 times greater than the ESV. Mercury, a PBT compound, was detected above the background concentration in 8 of 13 ISM surface soil samples (Table 7-17). Most of these samples are clustered near the former buildings. The ESV is much lower than the background concentration, which indicates the ESV may be very conservative. Although there is a small area of distribution of mercury concentrations in surface soil and mercury has a very conservative ESV, the mean concentration for mercury exceeds both the background concentration and ESV. Mercury requires further evaluation as a COPEC.

Zinc. Zinc in surface soil at the Building 1200 AOC has a mean concentration greater than the background concentration, and the background concentration is greater than the ESV. Zinc was detected above the ESV in all 13 ISM samples and above the background concentration in 10 of 13 samples (Table 7-17). The ESV is lower than background concentration, which indicates the ESV may be conservative. The mean concentration in surface soil exceeds both the background concentration and the ESV. Zinc requires further evaluation as a COPEC.

These four remaining integrated COPECs (cadmium, lead, mercury, and zinc) for soil require further evaluation because the mean soil concentration is higher than the ESV and background concentration.

Additional Technical and Refinement Factors. The next three evaluation and refinement factors include:

- Magnitude of ESV exceedance (ratio of ESV to chemical concentrations);
- Discussion of Ohio EPA approved and preferred ESVs; and

- Qualitative relationship of exposure area to general home range.

Magnitude of ESV Exceedance. Although the mean concentration to ESV ratios for cadmium (1.2), lead (2.7), mercury (88.6), and zinc (2.0) indicate a possibility of risk, most of the ratios are relatively small (Appendix Table H-9). The small ratios for cadmium, lead, and zinc indicate that toxicity is relatively low and they may not become final COPECs. As stated by Ohio EPA (2008), "If only minor exceedances are detected and other evidence can substantiate, a claim may be made that some or all of the site-associated soils have not been impacted and no additional ecological investigation of the soils is warranted."

Comparison of Ohio EPA Approved and Preferred ESVs. The *Guidance for Conducting Ecological Risk Assessments* (Ohio EPA 2008) gives specific guidance on selection of media screening values (ESVs) for Level II evaluation. For soil, three possible sources of ESV values are listed in order of preference: 1) *USEPA Ecological Soil Screening Levels* (EcoSSLs), 2) *Preliminary Remediation Goals for Ecological Endpoints* (DOE 1997) and 3) *Region 5 Ecological Screening Levels* (USEPA 2003b). However, it is important to note that the preferred source (EcoSSLs) can have up to four values per chemical, one for each receptor type (plants, soil invertebrates, birds, and mammals). Ohio EPA does not provide guidance on which value to select of these four, so the most conservative (lowest) value was chosen for this ERA. However, since all of these sources are approved in the guidance and the EcoSSL value to be used in Level II is not specified, it is possible that the chosen ESV is too conservative. Alternative ESVs are presented below for the remaining four COPECs.

The cadmium ESV used in this ERA is 0.36 mg/kg. This concentration is considered the Ohio EPA approved and preferred ESV for cadmium in accordance with the *Guidance for Conducting Ecological Risk Assessments* (Ohio EPA 2008); the ESV originated from the *Ecological Soil Screening Levels for Cadmium* (USEPA 2005a). The USEPA EcoSSL guidance document is Ohio EPA's preferred source of ESVs (Appendix Table H-7). The cadmium ESV used in this ERA is the most conservative ESV of the USEPA EcoSSLs. Other possible EcoSSLs for cadmium include 0.77 mg/kg, 32 mg/kg, and 140 mg/kg (USEPA 2005a). The ESV of 0.36 mg/kg is more than 10 times lower than the ESV (4.0 mg/kg) from *Preliminary Remediation Goals for Ecological Endpoints* (DOE 1997), considered the next source of ESVs preferred by Ohio EPA (Appendix Table H-7), which is almost 10 times the mean concentration (0.43 mg/kg) for cadmium. This information indicates that the Ohio EPA approved and preferred ESV for cadmium is conservative; thus, the selection of cadmium as a COPEC is conservative.

The Ohio EPA approved and preferred lead ESV used in this ERA is 11 mg/kg. This ESV is also from the USEPA EcoSSLs (Appendix Table H-7). The lead ESV used in this ERA is the most conservative ESV of the USEPA EcoSSLs. Other EcoSSLs for lead include 56 mg/kg, 120 mg/kg, and 1,700 mg/kg (USEPA 2005b). The ESV of 11 mg/kg is about 4 times lower than the ESV from the next source preferred by Ohio EPA (40.5 mg/kg) (Appendix Table H-7) (DOE 1997). The ESV used for lead is also lower than the background concentration of 26.1 mg/kg (Appendix Table H-9). This information indicates that the Ohio EPA approved and preferred ESV for lead, and thus the selection of lead as a COPEC, is very conservative.

The Ohio EPA approved and preferred mercury ESV used in this ERA is 0.0005 mg/kg (Appendix Table H-7). The ESV is lower than other ESVs for mercury (0.1 mg/kg), the ESV for methylmercury (0.0016 mg/kg) (USEPA 2000, USEPA 2001, USEPA 2003b) (Appendix Table H-7), and lower than the background concentration (0.036 mg/kg) (Appendix Table H-9). The *Preliminary Remediation Goals for Ecological Endpoints* labels the form of mercury as an "inorganic chemical" and notes that the ESV for mercury is "…so low that it may often be within background soil concentrations" (DOE 1997). Although mercury can bioaccumulate in food chains as a PBT compound, the Ohio EPA approved and preferred ESV is very low; thus, the selection of mercury as a COPEC is very conservative.

The Ohio EPA approved and preferred zinc ESV used in this ERA is 46 mg/kg. This value is from the USEPA EcoSSLs (Appendix Table H-7) (USEPA 2007). The zinc ESV used in this ERA is the most conservative ESV of the USEPA EcoSSLs. Other EcoSSLs for zinc include 79 mg/kg, 120 mg/kg, and 160 mg/kg (USEPA 2007). The ESV of 46 mg/kg is about 5 times greater than the ESV from the next source preferred by Ohio EPA (8.5 mg/kg) (Appendix Table H-7) (DOE 1997). The ESV used for zinc is also lower than the background concentration of 61.8 mg/kg (Appendix Table H-9). These factors indicate that the Ohio EPA approved and preferred ESV for zinc is somewhat conservative; thus, the selection of zinc as a COPEC is somewhat conservative.

In summary, cadmium, lead, and mercury have alternative ESVs approved by Ohio EPA that are much less conservative than the ESVs used in this ERA. Use of these alternative ESVs would reduce the ratios of mean EPCs to ESVs and eliminate these COPECs. The zinc ESV (46 mg/kg) is lower than the background concentration (61.8 mg/kg) and the other three EcoSSLs (79, 120, 160 mg/kg). However, a zinc ESV from an alternative source (8.5 mg/kg) is lower than the preferred ESV; therefore, zinc would not be removed from further consideration as a COPEC on this basis.

Qualitative Relationship of Exposure Area to General Home Range. A majority of the highest cadmium, lead, mercury, and zinc concentrations are located near the former buildings in the cleared area (Figure 7-2 and Photograph 7-1). The highest surface soil (0-1 ft bgs) concentrations are often found in a relatively small area near the former building (Figure 7-3). These concentrations are presented below:

- Cadmium: 3.3 mg/kg at B12ss-017M-SO and 0.52 mg/kg at B12ss-018M-SO
- Lead: 86 mg/kg at B12ss-017M-SO and 69 mg/kg at B12ss-018M-SO
- Mercury: 0.10 mg/kg at B12ss-022M-SO and 0.08 mg/kg at B12ss-018M-SO
- Zinc: 180 mg/kg at B12ss-017M-SO and 170 mg/kg at B12ss-018M-SO

Regarding exposure, most of the high concentration measurements are clustered near the former buildings, not in the former settling pond. These ISM samples cover approximately 0.25 acres in size and include footprints of three former buildings (estimated areas of 530 ft^2, 117 ft^2, and 69 ft^2) and the surrounding area (Figure 7-3). This 0.25 acre area is much smaller than the usual 1-acre home range of a small bird or small mammal (USEPA 1993). A larger receptor that uses this area as a small part of its home range would, on average, be exposed to much lower concentrations of cadmium, lead,

mercury, and zinc. For example, the mean concentrations of the COPECs are 0.43 mg/kg for cadmium, 30.1 mg/kg for lead, 0.045 mg/kg for mercury, and 92 mg/kg for zinc (Table 7-14). Thus, these COPECs at their highest concentrations occur in an area of soil whose exposure to wildlife species would be relatively small and of limited consequence. This evaluation and refinement factor serves to greatly reduce concern about the four remaining integrated COPECs (cadmium, lead, mercury, and zinc).

In summary, ratios of ESV to mean concentration are relatively small for cadmium (1.2), lead (2.7), and zinc (2.0). Mercury has a ratio of 88.6. The use of alternative ESVs would lower the ratios for cadmium, lead, and mercury. For zinc, ratios would be reduced by use of alternative EcoSSLs. Most all of the highest concentrations of the four metals were found in a small 0.25 acre area near the former buildings, and this area is smaller than a general home range for small mammals and birds. Together, these factors as well as the previous factors support the view that none of these inorganic chemicals are final COPECs.

Wetland Quality, Geographical Information, and On-site Migration of Chemicals. The next three evaluation and refinement factors deal with various aspects of wetlands. The three factors are:

- Category of wetland quality inside the AOC;
- Geographical relationship of on-site wetlands to AOC exceedance area; and
- Information about on-site migration of chemicals to on-site wetlands.

If the wetland quality is low, it is distant from the high concentration area, or on-site migration is poor, it increases the likelihood that the remaining integrated COPECs (cadmium, lead, mercury, and zinc) will not be of ecological concern.

The wetland at this AOC is classified as a Category 1 wetland with an ORAM score of 23. This classification indicates impaired wetland conditions and functions (Section 7.3.2.3). The wetland was created as part of a man-made, former settling pond.

The wetland is small in size (0.39 acres). RVAAP has about 1,970 acres of wetlands, and the 0.39 acres of wetlands at the Building 1200 AOC represents about 0.01% of the total area of RVAAP wetlands (OHARNG 2008). The man-made nature of the former settling pond, low ORAM score, relatively small area, and availability of many more wetland acres at RVAAP lowers the importance of the wetland at the Building 1200 AOC.

Over a period of years, contaminants from the former buildings may have flowed into the former settling pond. Soluble contaminants are likely to be discharged via overflow. Insoluble (immobile) chemicals would be retained. The drainage ditch and former settling pond are considered an ecosystem sink for the chemicals during most seasons of the year. There is a low likelihood for off-site migration of contaminants. Evidence of this lack of movement is shown by the high concentrations of cadmium, lead, mercury, and zinc near the former buildings but not elsewhere in the AOC.

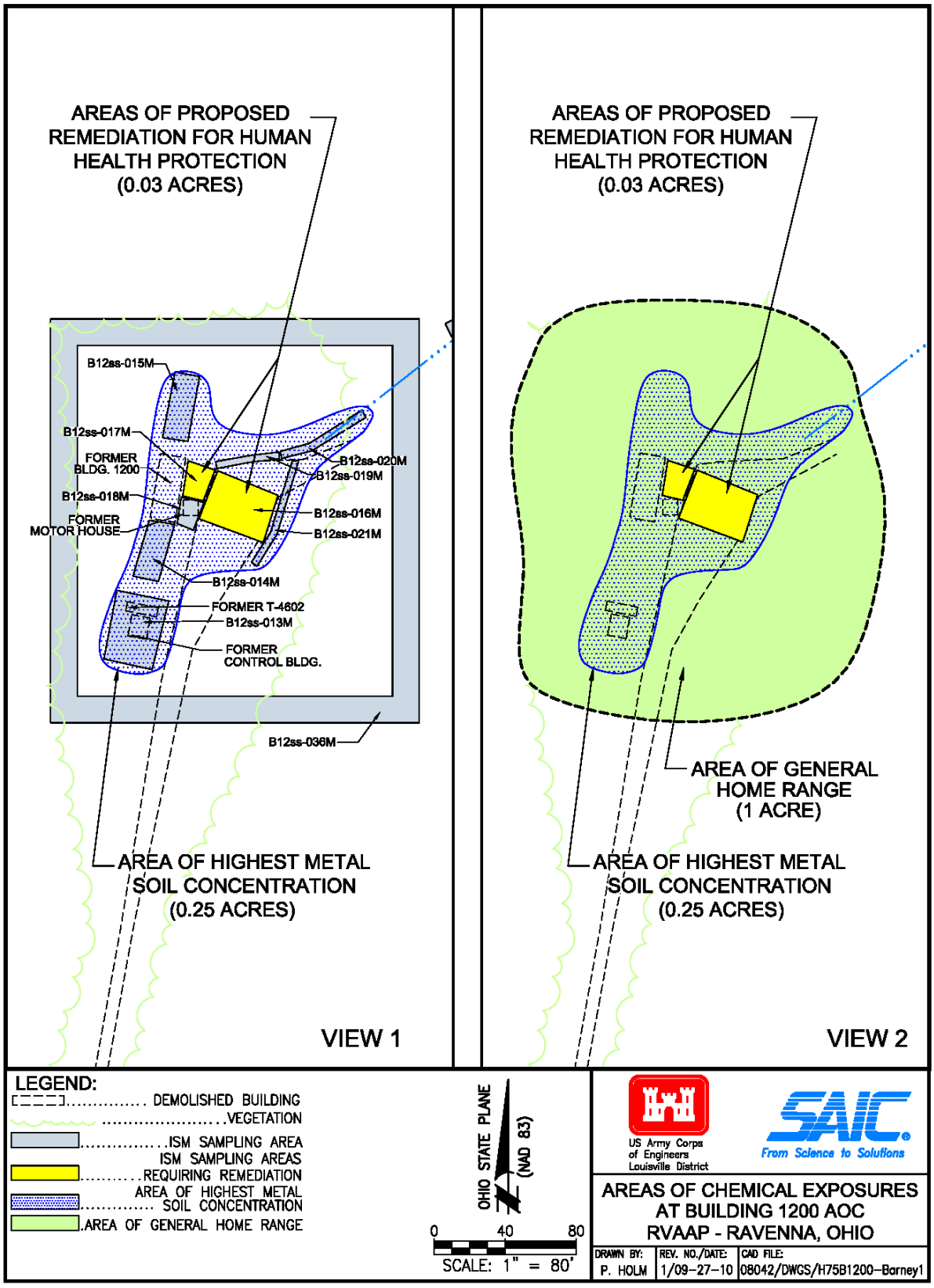

Figure 7-3. The Relationship of Areas of Highest Concentration to General Home Range
View 1 shows the areas of observed high concentrations and proposed remediation. View 2 shows these relatively small areas compared to the area of general home range.

Evaluation of Biological and Water Quality Sampling Stations. The last evaluation and refinement factor deals with the findings at the nearest biological/water quality sampling stations:

- Evaluation of off-site migration of chemicals at biological/water quality stations.

These studies were published in the *Facility-wide Biological and Water Quality Study* (USACE 2005b). These monitoring stations are positioned in streams and ponds downgradient of several AOCs. Various biological measurements of macroinvertebrates and fish, as well as chemical and physical measurements of surface water and sediment, were taken and assessed as to evidence of upgradient contamination. For the Building 1200 AOC, the nearest stream sampling station is 2,000 ft west and the nearest pond sampling station is 4,500 ft southwest (Table 7-13). There are no known connections of the Building 1200 AOC to these stream and ponds. Therefore, this particular factor cannot be applied.

Evaluation of Integrated COPECs in Sediment. The five integrated COPECs in sediment are beryllium, mercury, nitrocellulose, lindane, and acetone (Table 7-15). Beryllium and nitrocellulose were conservatively identified as integrated COPECs because the chemicals did not have an ESV. Chemicals with no ESVs are addressed in the uncertainty section (Section 7.3.3.9). Therefore, beryllium and nitrocellulose are eliminated from further consideration and will not be final COPECs. Mercury, lindane, and acetone are now discussed.

Mercury. Following the pattern of evaluation factors applied to soil, the mean concentration was compared to the sediment ESV (Appendix Table H-12). This comparison indicated mercury has a ratio below 1. Therefore, mercury is eliminated from further consideration and will not be a final COPEC.

Lindane. Lindane was detected at 0.013 mg/kg in sample B12sd-024M-SD. This was an ISM sediment sample taken from the drainage ditch connecting the former buildings to the former settling pond. This is the only detection of lindane reported for eight sediment and soil samples analyzed for pesticides. The lindane detection was in the only sediment sample taken at the Building 1200 AOC as part of the Characterization of 14 AOCs, but it was also the only detection among the 33 sediment and soil samples analyzed for pesticides during the Characterization of 14 AOCs. Sampling conducted as part of the PBA08 RI at the Building 1200 AOC had no other detections of lindane in three soil samples analyzed for pesticides. Additionally, there were no detections of lindane in the 114 sediment and soil samples analyzed for pesticides during the entirety of the PBA08 RI for all 17 AOCs. In 1996, two discrete sediment samples were collected at the AOC (USACE 1998). Sample B12SD-005(D)-0384-SD collected from the drainage ditch had a lindane concentration below the reporting limit of 0.0017 mg/kg, and sample B12SD-009(P)-0390-SD collected from the former settling pond had a lindane concentration below the reporting limit of 0.0014 mg/kg. The lindane detection in sample B12ssds-024M-SD can be considered anomalous given that 1) lindane was not detected in the drainage ditch in 1996; 2) there is no record of lindane use at the AOC after 1996; 3) lindane was infrequently detected across all AOCs at RVAAP; and 4) the one detection at the Building 1200 AOC was less than twice the reporting limit. In addition, lindane was not used in the

military processes at the AOC. Therefore, lindane is eliminated from further consideration and will not be a final COPEC.

Acetone. Acetone was detected at 0.084 mg/kg in sediment sample B12sd-024D-SD taken in 2004 during the Characterization of 14 AOCs from the drainage ditch connecting the former buildings to the former settling pond. This same drainage ditch was also sampled in 1996 [sample B12SD-005(D)-0384-SD] and acetone was not detected (<0.007 mg/kg) at that time (USACE 1998). Given that acetone was not detected in the ditch in 1996 and that the concentration detected in 2004 was low (twice the reporting limit of 0.042 mg/kg), the detection in 2004 is likely the result of laboratory contamination. Acetone is a common laboratory solvent and frequent contaminant of laboratory samples. There is no history of acetone usage at the Building 1200 AOC and, if it was used before operations ceased in the 1970s, it would not likely persist in the sediment, given that it is volatile and readily biodegradable.

In summary, all three integrated COPECs for sediment (mercury, lindane, and acetone) were eliminated from further consideration of being final COPECs.

Summary of Findings in Step 3A. Out of the 14 integrated COPECs in soil, four were eliminated because of lack of ESVs. Three integrated COPECs were eliminated from further consideration because the mean concentration is smaller than the ESV (chromium, cobalt, and copper); and three integrated COPECs were eliminated from further consideration because the mean concentration is smaller than the background concentration (aluminum, manganese, and selenium). The remaining four integrated COPECs in soil (cadmium, lead, mercury, and zinc) have a combination of factors that together eliminated them from further consideration. These factors are presented below:

1. Some mean concentration to ESV ratios of exceedance are near 1.

2. Some alternative ESVs in the Ohio EPA guidance are less conservative than the ESVs used in this ERA.
3. The highest inorganic chemical concentrations are located in an area smaller than a general home range. This is one of the most important findings in Step 3A.

4. The wetland quality is low, the wetland is distant from the high concentration area, and on-site migration is poor.

No final COPECs in soil were identified for the Building 1200 AOC.

For integrated COPECs in sediment, mercury was eliminated because the mean concentration was lower than the ESV, although it remains a PBT compound. Beryllium and nitrocellulose were eliminated due to the fact that they do not have an ESV and are addressed in the uncertainty section (Section 7.3.3.9). Lindane and acetone were eliminated from further consideration because of low concentrations, infrequency of detection, and lack of recorded use in military processes at RVAAP. No final COPECs in sediment were identified for the Building 1200 AOC.

7.3.3.8 Consideration of Human Health Driven Remediation

The Building 1200 AOC has a human health COC (manganese) identified as requiring remediation. The HHRA recommends remediation of surface soil (0-1 ft bgs) in ISM sample areas B12ss-016M and B12ss-017M. The FS recommends soil removal and disposal of an estimated 75 yd^3 over 0.03 acres. These locations requiring remediation are also where cadmium, lead, and zinc are found at their highest concentrations in surface soil (Figure 7-3). The remediated soil will be replaced with clean soil, as approved by the Ohio EPA. The clean soil used will be similar to the backfill soil used during the remedial action at Fuze and Booster Quarry Landfill/Ponds. Backfill sample results are presented in Appendix B of the *Remedial Action Report for the RVAAP-16 Fuze and Booster Quarry Landfill Ponds* (USACE 2007b).

Removal of the contaminated soil and replacement with clean soil at the Building 1200 AOC lowers the concentration to ESV ratios; and, therefore removal of the contaminated soil lowers the ecological risk (Appendix Tables H-13 and H-14). This supplements the earlier finding that the four inorganic chemicals (cadmium, lead, mercury, and zinc) can be eliminated from further consideration.

7.3.3.9 Uncertainties and Mitigations

Uncertainties or unknowns are present in both exposure data and effects data. To mitigate uncertainty in exposure data, the MDCs of all available and appropriate data were used in Level I. In Level II, the MDC and mean COPEC concentrations were used to mitigate uncertainty about exposure data for receptors at the AOC. To mitigate uncertainty in effects information, a site visit for habitat condition was conducted, and the latest INRMP of state-listed or federally-listed species sightings and planning level survey wetlands was used (OHARNG 2008). The ORAM was applied to the small wetland. Conservative ESVs, which are typically based on concentrations observed to have no effect on test species in laboratory studies, were used in Level II to mitigate uncertainty about effects on receptors at the AOC. There are some COPECs because the chemicals do not have ESVs. The COPECs are assumed to have limited toxicity given the lack of cause-effect laboratory tests and field-observed effects in the scientific literature.

As stated above, some COPECs have no ESVs. To mitigate concern for the uncertainties associated with them, other information is needed. For soil, the COPECs TNT, HMX, RDX, and nitrocellulose were identified because they do not have ESVs. Two constituents (TNT and RDX) were detected in 2 out of 13 samples. HMX was detected in 3 out of 13 samples. Thus, wildlife exposure to these three explosives would be limited. Nitrocellulose was detected in 1 out of 2 samples. Nitrocellulose is essentially non-toxic (USEPA 1987), so this chemical also is not expected to be an ecological concern. For sediment, the COPECs beryllium and nitrocellulose were identified because they had no ESVs. Beryllium was detected in 2 of 2 samples, while nitrocellulose was detected in 1 of 1 sample. The MDC (0.86 mg/kg) and mean concentration (0.81 mg/kg) for beryllium is close to its background concentration (0.38 mg/kg) and just slightly greater than its SRV (0.8 mg/kg). Because the mean concentration is essentially the same as the SRV, beryllium is not considered an ecological

concern in sediment. In addition, nitrocellulose is considered non-toxic (USEPA 1987) and is not expected to be an ecological concern in sediment.

In Level II, to mitigate uncertainty about effects on receptors at the AOC, the ESVs for COPECs are compared to background concentrations. Use of ESVs that are lower than background concentrations provides an indication of the conservative nature of the evaluation. Conservative ESVs are appropriate for use as screening thresholds in Level I and II (i.e., soil constituents with an MDC below the ESV need no further consideration in Level II).

7.3.3.10 Summary and Recommendations of Screening Level Ecological Risk Assessment

Integrated COPECs were identified in soil and sediment at the Building 1200 AOC. Many of the COPECs identified in the historical ERA were also identified during screening of PBA08 RI data. In soil, a few additional COPECs were identified due to revised, lower ESVs (Ohio EPA 2008). In sediment, all five historical COPECs were retained as integrated COPECs in the PBA08 RI. There are no integrated COPECs for surface water due to lack of aquatic habitat at the Building 1200 AOC. Those chemicals considered COPECs after screening of historical and PBA08 RI data were considered integrated COPECs.

Fourteen integrated soil COPECs and five integrated sediment COPECs were further evaluated in Step 3A with technical and refinement factors. All integrated soil and sediment COPECs were determined to be of no ecological concern. None of them required remediation or further evaluation Consequently, the ERA for the Building 1200 AOC can conclude with a Level II Screening Level ERA with the recommendation of NFA from the ecological perspective.

7.3.4 Conclusions

There is chemical contamination present in soil and sediment at the Building 1200 AOC. This contamination was identified using historical and PBA08 RI data. The American beech (*Fagus grandifolia)*, sugar maple (*Acer saccharum)*, and American tulip tree (*Liriodendron tulipifera*) forest, wetland, and small grassy habitat were observed on the 7.7 acres of the AOC. There are important and significant ecological resources at the AOC. Specifically, a wetland and a special interest area of mixed mature woods are present and near contamination. These findings invoked a requirement of a Level II assessment.

The Level II assessment evaluated soil and sediment COPECs using historical and PBA08 RI data, identified integrated COPECs, and evaluated the integrated COPECs using technical and refinement factors in Step 3A. The factors in Step 3A showed there are no integrated COPECs that are of are ecological concern requiring remediation or further evaluation. Consequently, the ERA for the Building 1200 AOC can conclude with a Level II Screening Level ERA recommending NFA from the ecological perspective.

8.0 REMEDIAL INVESTIGATION CONCLUSIONS AND RECOMMENDATIONS

8.1 INTRODUCTION

This RI for the Building 1200 AOC presents a detailed analysis of historical and newly acquired environmental data. The following sections present an overview of the major findings of the nature and extent of contamination, modeling of contaminant fate and transport, HHRA, and ERA. An updated CSM incorporating all available information is presented to integrate results of the RI. The CSM denotes, based on available data, where source areas occur, the mechanisms for contaminant migration from source areas to receptor media (e.g., surface water and groundwater), exit pathways from the AOC, and where COCs occur that may require further evaluation in a FS. This section concludes with recommendations with respect to the need for any further RI phases of work and, for each of the media evaluated in the RI, whether to proceed to the FS phase of the CERCLA process.

8.2 SUMMARY OF DATA USED IN THE REMEDIAL INVESTIGATION

Available data collected at the Building 1200 AOC represent different conditions of the AOC over approximately 14 years and were collected using discrete and ISM samples. Quality assured sample data were collected during investigations completed in 1996, 2004, and 2010. During the intervening time between the Characterization of 14 AOCs (2004) and the PBA08 RI (2010), all structures at the AOC were demolished (2005). A systematic process was used to evaluate data usability in the RI based on project DQOs, data age, and representativeness with respect to current AOC conditions and sampling methods. Table 5-2 summarizes the results of the data usability evaluation for all available Building 1200 AOC samples.

All data were incorporated into the contaminant nature and extent evaluation to identify potential temporal and longitudinal trends. All discrete and ISM surface soil data deemed representative of current conditions were incorporated into fate and transport modeling. The risk assessments incorporated surface soil and sediment ISM data representative of current AOC conditions (and associated discrete samples for VOCs). For subsurface soil, only 2010 discrete sample data were available for use in all evaluations performed in this RI. For surface water, only grab samples collected in 2004 were available for use in this RI.

8.3 SUMMARY OF NATURE AND EXTENT OF CONTAMINATION

Surface soil (0-1 ft bgs) at the Building 1200 AOC contains the majority of SRCs. The highest concentrations of inorganic SRCs, explosives, propellants, and SVOCs were detected in the vicinity of the former Building 1200 footprint. The number and concentrations of SRCs in surface soil generally decrease and become more sporadic with distance from the former Building 1200 footprint. PBA08 RI data indicate overall lower concentrations of SRCs relative to historical ISM samples taken prior to building demolition activities in 2005. Toluene was detected at one sample location at

a low, estimated concentration less than reporting limits. No pesticides or PCBs were detected or identified as SRCs in surface soil at this AOC.

Subsurface soil (boring B12sb-031) in the former settling pond contains the majority of inorganic SRCs. Explosives were not detected in any subsurface soil samples. Two SVOCs (fluoranthene and pyrene), one VOC (carbon disulfide), and one propellant (nitrocellulose) were detected only in one sample adjacent to former Building 1200 (boring B12sb-028). Pesticides and PCBs were not detected at sample location B12sb-028 (analyzed for the RVAAP full-suite analytes). Even within the thin unconsolidated overburden zone, concentrations of inorganic SRCs exhibited decreasing trends with depth.

The majority of identified SRCs in sediment samples were detected in the drainage ditch upstream of the former settling pond. The occurrence of inorganic SRCs in sediment was generally sporadic, with the exception of cadmium. Explosives were not detected in sediment samples collected from the lower reaches of the drainage ditch and within the former settling pond, indicating the extent to be primarily limited to surface soil within the former operations area and uppermost reach of the drainage ditch. Two SVOCs [benzo(b)fluoranthene and benzo(ghi)perylene], two VOCs (2-butanone and acetone), one propellant (nitrocellulose), and one pesticide (lindane) were detected in one sample in the drainage ditch (B12sd-024M). PCBs and pesticides were not detected in any subsurface soil sample. PCBs were not detected in any sediment sample.

Surface water within the drainage ditch and former settling pond is intermittent. Generally, the MDC for all SRCs occurred upgradient of the former settling pond. A decreasing longitudinal concentration trend was evident for manganese and explosive compounds. Given that these compounds were not identified as SRCs within sediment, their presence and the evident concentration trend indicates partitioning from surface soil in the former operations area and transport in soluble form during periods of rainfall or snowmelt. PCBs and pesticides were not detected in the surface water.

8.4 SUMMARY OF CONTAMINANT FATE AND TRANSPORT

Contaminant fate and transport modeling (Section 6.0) was conducted for four surface soil source areas (ISM sample areas) that have SRCs with maximum concentrations exceeding SSSLs and that have the potential to reach the water table within 1,000 years. SESOIL modeling identified four CMCOPCs (TNT, HMX, RDX, and selenium) that were predicted to exceed FWCUGs, facility-wide background concentrations, and MCL/RSL values in leachate beneath the source areas. Of these CMCOPCs, RDX (from B12ss-019M) and selenium (from B12ss-017M) were predicted to mix with the groundwater beneath the source areas at concentrations exceeding the FWCUGs, facility-wide background concentrations, and MCL/RSL values. The maximum predicted concentration of RDX in groundwater beneath the source area (0.620 mg/L) exceeds the RVAAP groundwater FWCUGs (TR of HI=0.1 or total risk of 1E-06) for the Resident Farmer Adult (0.000774 mg/L), Child (0.00111 mg/L), and the National Guard Trainee (0.00834 mg/L) receptors, as well as the MCL/RSL (0.00061 mg/L). The maximum predicted concentration of selenium in groundwater beneath the source area

(0.0913 mg/L) exceeds the MCL/RSL (0.05 mg/L). No FWCUGs exist for selenium. The predicted peak leachate concentration for RDX and selenium, assuming a constant source, is 7 and 103 years, respectively. Considering the Building 1200 AOC operations reportedly ceased in 1971, peak RDX and selenium concentrations in leachate are likely to have occurred in the past. No chemicals were predicted to migrate to the nearest downgradient groundwater receptor (tributary to the Mahoning River) at concentrations above MCLs/RSLs or FWCUGs within the 1,000-year model timeframe. Available groundwater data provide validation of modeling results. Concentrations of CMCOPCs in groundwater samples collected from monitoring wells downgradient of the at the Building 1200 AOC have been less than MCLs/RSLs and the most restrictive FWCUGs. RDX, identified as a CMCOC for groundwater beneath source area B12ss-019M, has never been detected in downgradient monitoring wells. Selenium, identified as a CMCOC for groundwater beneath source area B12ss-017M, was detected in monitoring well B12mw-010 at a concentration of 0.0047 mg/L, which was below the MCL/RSL.

8.5 SUMMARY AND CONCLUSIONS OF THE HUMAN HEALTH RISK ASSESSMENT

The HHRA was performed to identify COCs and conduct risk management evaluation to determine those COCs requiring remediation based on potential risks to human or ecological receptors. The representative human receptor for the HHRA is the National Guard Trainee based on the OHARNG projected RAFLU for the Building 1200 AOC. The risk assessment also included an evaluation of the Resident Farmer receptor to evaluate an unrestricted land use option. Media of concern at the Building 1200 AOC are surface soil, subsurface soil, surface water, and sediment.

Manganese was identified as a COC in ISM shallow surface soil (0-1 ft bgs) samples for both the National Guard Trainee and the Resident Farmer receptors. No COCs were identified in subsurface soil (1-3 ft bgs) samples. No COCs were identified in surface water or sediment samples.

8.6 SUMMARY AND CONCLUSIONS OF THE ECOLOGICAL RISK ASSESSMENT

There is chemical contamination present in soil and sediment at the Building 1200 AOC. This contamination was identified using both historical and PBA08 RI data. Various forest and other ecological resources were observed on the 7.7 acres the AOC. There are important and significant ecological resources at the AOC. Specifically, a wetland and a special interest area are present and near contamination. These findings invoked a requirement of a Level II assessment.

The Level II assessment evaluated soil and sediment COPECs. This assessment identified 14 integrated COPECs for soil (aluminum, cadmium, chromium, cobalt, copper, lead, manganese, mercury, selenium, zinc, TNT, HMX, nitrocellulose, and RDX) and 5 integrated COPECs for sediment (beryllium, mercury, nitrocellulose, lindane, and acetone). The integrated soil and sediment COPECs were further evaluated with technical and refinement factors in Step 3A. The factors in Step 3A showed that there are no integrated COPECs that are of ecological concern requiring remediation or further evaluation. Consequently, the ERA for the Building 1200 AOC concluded with a Level II Screening Level ERA recommending NFA from the ecological perspective.

8.7 UPDATED CONCEPTUAL SITE MODEL

The preliminary CSM for the Building 1200 AOC is summarized in Section 3.7. The CSM is updated in this section to incorporate results of this PBA08 RI. Elements of the CSM include:

- Primary and secondary contaminant sources and release mechanisms;
- Contaminant migration pathways and discharge or exit points;
- Potential receptors with unacceptable risk; and
- Data gaps and uncertainties.

Figure 8-1 illustrates key summary points for the revised CSM to assist in visualizing the concepts discussed below.

8.7.1 Primary and Secondary Contaminant Sources and Release Mechanisms

No primary contaminant sources (e.g., pink water discharge) remain at the Building 1200 AOC; all operations were discontinued in 1971, and any remaining infrastructure was removed in 2005. Analysis of data collected during previous investigations and the PBA08 RI identified surface soil as the principal secondary source of contamination. In particular, surface soil within the former operations area contained the majority and highest concentrations of SRCs, with manganese occurring at sufficient concentration to be considered a COC. Surface soil within the uppermost reach of the drainage ditch to the former settling pond contained RDX at a sufficient concentration to be considered a CMCOC. Sediment within the lower reaches of the drainage ditch and the former settling pond contains no explosive SRCs and comparatively fewer inorganic SRCs and SVOCs at lower concentrations than the former operations area. The available data indicate sediment within the lower drainage ditch and former settling pond is not a substantial secondary source of contamination.

The primary mechanisms for releases of contaminants from secondary sources at the Building 1200 AOC include the following:

- Erosion of soil matrices with sorbed contaminants and mobilization in turbulent surface water flow under storm conditions;
- Dissolution of soluble contaminants and transport in surface water; and
- Contaminant leaching to groundwater.

Available data show contaminant dissolution processes and transport from the former operations area are active due to the presence of SRCs in surface water samples. Sediment samples along the drainage and former settling pond system indicate minimal transport and re-deposition of

contaminants sorbed onto eroded soil matrices. Fate and transport modeling indicates minimal leaching potential from surface soil in the former operations area to groundwater; no contaminants are predicted to exceed the most restrictive FWCUGs for groundwater exposures.

8.7.2 Contaminant Migration Pathways and Exit Points

8.7.2.1 Surface Water Pathways

Migration of contaminants from soil sources via surface water occurs primarily by: (1) movement of the particle-bound contaminants in surface water runoff; and (2) transport of dissolved constituents in surface water. Upon reaching portions of surface water conveyances where flow velocities decrease and particle-bound contaminants largely settle out as sediment accumulation, sediment-bound contaminants may become re-suspended and migrate during storm events, or may partition to a dissolved phase in surface water. The primary migration pathway for surface water at the Building 1200 AOC is the drainage system and former settling pond.

Deposition of particle-bound contaminants appears to occur within the uppermost reaches of the drainage ditch to the former settling pond. Flow velocities within the drainage ditch are likely low due to the gentle topography of the area, heavy vegetation cover, and small catchment area, which allows sorbed contaminants to settle out quickly within the upper reaches of the ditch. Dissolved phase contaminants in surface water migrate further along the drainage system as evidenced by the presence of SRCs, especially explosives in surface water samples. Surface water exits the former settling pond to the southeast, diffuses into a wooded area along the former discharge area, and infiltrates into the soil.

8.7.2.2 Groundwater Pathways

Groundwater at the Building 1200 AOC generally flows from southwest to northeast within sandstone/shale bedrock at a gentle, consistent gradient ranging from 0.018 to 0.026 ft/ft, based on historical data. Soil cover is generally less than 3 ft thick. Silty clays and silty sands dominate in the overburden. Contaminant leaching pathways from soil to the water table are through the soil cover and bedrock interval. The unsaturated zone thickness ranges from 12-20 ft.

Fate and transport modeling results indicate that only RDX may leach from surface soil in the former operations area and migrate to groundwater below the source at concentrations above MCLs/RSLs and FWCUGs for the National Guard Trainee and Resident Farmer Adult and Child receptors. However, RDX has not been detected in groundwater monitoring wells immediately downgradient of the Building 1200 AOC since the inception of monitoring in 2004. Hydrogeologic conditions indicate a low degree of groundwater-surface water interaction, which limits infiltration to the uppermost groundwater zones. Thus, groundwater transport does not appear to be a major mechanism for contaminant transport off the AOC. The nearest downgradient groundwater receptor lies 4,100 ft to the northeast (tributary to Eagle Creek), and no contaminants are predicted to reach this receptor at concentrations above MCLs/RSLs or FWCUGs.

8.7.3 Potential Receptors

As identified in the HHRA, the National Guard Trainee is a representative receptor under the RAFLU. This receptor, under a dismounted training with some digging land use scenario, is assumed to be exposed to soil from 0 to 4 ft bgs and 4-7 ft bgs, surface water, and sediment. Shallow bedrock at the AOC precludes exposure to soil below a depth of about 3 ft bgs. Manganese was identified as a COC within surface soil (0-1 ft bgs) for this land use scenario. Figure 8-1 illustrates those portions of the Building 1200 AOC that exceed the National Guard Trainee FWCUG for manganese in surface soil. Manganese was also identified as a COC in surface soil for a Resident Farmer receptor in the same locations. No COCs were identified for subsurface soil below 1 ft bgs, surface water, or sediment.

Ecological receptors at the Building 1200 AOC are potentially exposed to contaminants in soil, sediment, and intermittent surface water within the drainage ditch and former settling pond wetland. Permanent, viable aquatic habitat is not present on the AOC, which precludes exposures to aquatic organisms. Groundwater is not considered an exposure medium for ecological receptors on the AOC given its depth and occurrence with bedrock, and there are no discharge points (e.g., springs, seeps) that would represent a potential exposure point.

8.7.4 Uncertainties

Uncertainties are inherent in the CSM depending on density and availability of data. The CSM for the Building 1200 AOC is overall well defined using existing data, and major data gaps do not remain to be resolved. However, some uncertainties for the CSM for the Building 1200 AOC include the following:

- Surface water characterization on the AOC is subject to some uncertainty due to the intermittent occurrence of standing water. However, the available data do not suggest high contaminant fluxes exiting the Building 1200 AOC, and no COCs were identified from previously collected samples. Removal of primary contaminants sources (e.g., buildings), grading, and re-vegetation of those areas in 2005 likely have resulted in a lower overall degree of soil erosion and contaminant migration from the former operations area.

- The existing groundwater monitoring well network at the AOC indicates groundwater flow is consistently to the northeast toward a tributary to Eagle Creek. Some uncertainty exists with respect to groundwater flow directions and gradient beyond the immediate vicinity of the Building 1200 AOC due to the limited number of monitoring wells in the area. Further evaluation of groundwater at the AOC will be performed in a separate report for groundwater.

8.8 RECOMMENDATION OF THE REMEDIAL INVESTIGATION

Based on the PBA08 RI results, the Building 1200 AOC has been adequately characterized and the recommended path forward is to proceed to an FS. The FS will evaluate remedial alternatives to

address manganese contamination in shallow surface soil at ISM sampling areas B12ss-016M and B12ss-017M. The COCs identified for each potential exposure medium and land use receptor are summarized in Table 8-1, along with recommended CUGs based on the most likely foreseeable future land use.

Table 8-1. Chemicals of Concern and Recommended Cleanup Goals

Media	Chemical of Concern	Cleanup Goal (mg/kg)	Location Requiring Remediation (COC Concentration)
National Guard Training Land Use			
Shallow Surface Soil (0-1 ft bgs)	Manganese	1,800	B12ss-016M (4,100 mg/kg)
			B12ss-017M (2,700 mg/kg)
Residential Land Use			
Shallow Surface Soil (0-1 ft bgs)	Manganese	2,927	B12ss-016M (4,100 mg/kg)
			B12ss-017M (2,700 mg/kg)

Cleanup goal (CUG) for unrestricted land use is the lower of the Facility-Wide Cleanup Goals (FWCUGs) for the National Guard Trainee Land Use and the Residential Land Use.
bgs = below ground surface
COC = Chemical of Concern

Analyses of remedial alternatives are not warranted for subsurface soil greater than 1 ft bgs, sediment, or surface water based on the absence of human health COCs and results of ERA. NFA is recommended for these media. Soil remediation to protect groundwater resources is also not warranted based on contaminant leaching and fate and transport modeling results.

THIS PAGE INTENTIONALLY LEFT BLANK.

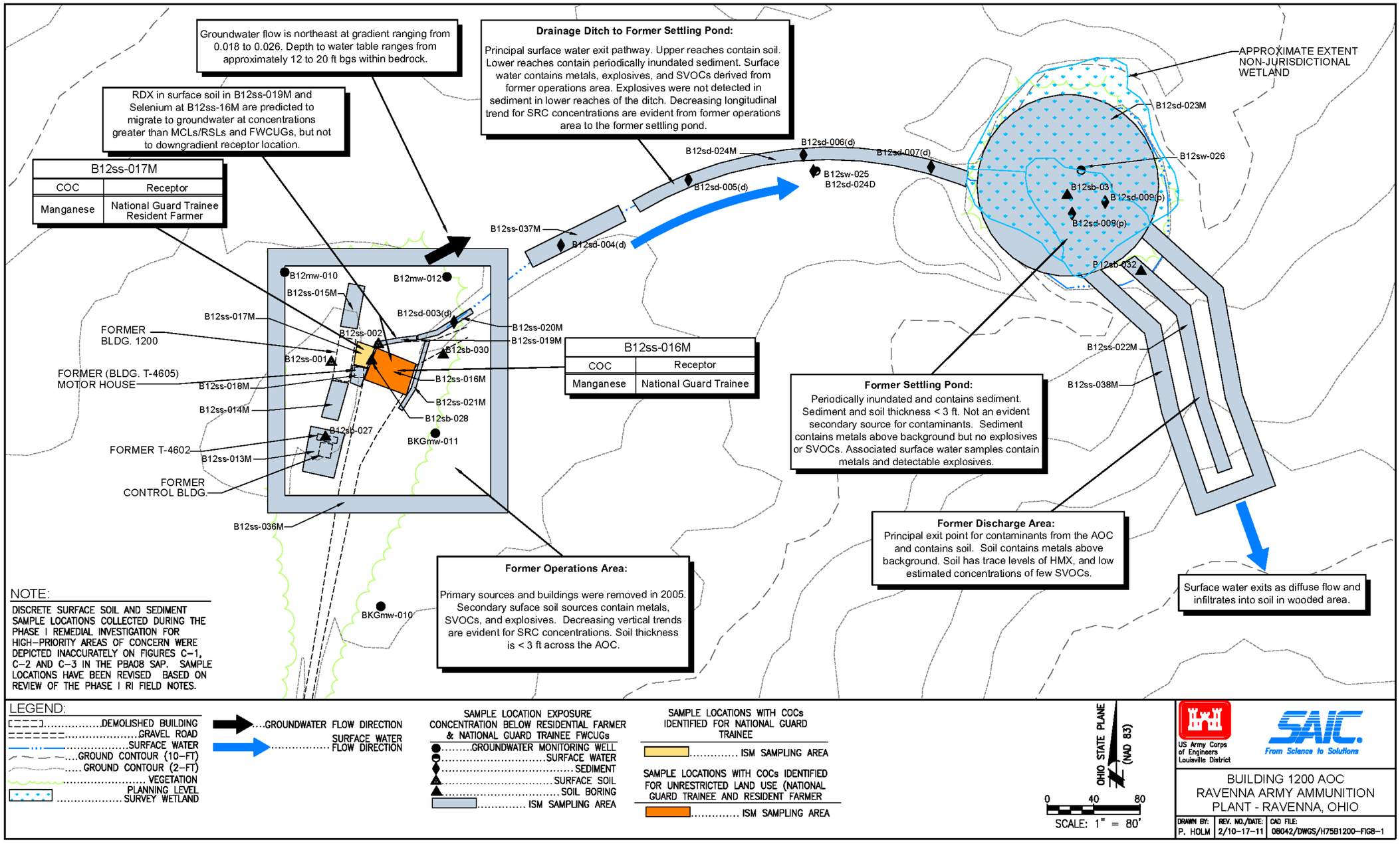

Figure 8-1. Building 1200 AOC Conceptual Site Model and COCs Identified for Evaluation in the FS

THIS PAGE INTENTIONALLY LEFT BLANK.

9.0 REMEDIAL ACTION OBJECTIVES, CLEANUP GOALS, AND VOLUME CALCULATIONS

This section presents the RAO, appropriate CUGs for remedial actions, and volume estimates of media requiring remediation to attain specific land use scenarios. The RAO is in accordance with the NCP and CERCLA RI/FS guidance, specifying receptors, exposure routes, and desired exposure levels. CUGs establish acceptable exposure levels protective of human health and the environment and consider potential land uses. The CUGs also provide the basis for screening, evaluating, and selecting a remedial alternative. This section also presents the estimated volume of soil exceeding the respective CUGs. The volume estimates present the estimated quantity and location of media requiring remediation to attain a specific land use scenario.

9.1 REASONABLE AND ANTICIPATED FUTURE LAND USE

The Reasonable and Anticipated Future Land Use (RAFLU) for the Building 1200 AOC is National Guard Training with digging. Consequently, the representative receptor at this AOC is the National Guard Trainee. The RAFLU and the selection of the representative receptor are discussed in more detail in Section 7.2.3.

Residential Land Use is not anticipated at RVAAP or this AOC; however, an unrestricted land use scenario is developed and evaluated. Remediation to achieve CUGs protective of the Resident Farmer is protective of all potential RVAAP receptors as established in the FWCUG Report (USACE 2010a), with the exception of certain chemicals for the National Guard Trainee. For the purposes of this RI/FS report, a combination of the most restrictive CUGs established for the National Guard Trainee and Resident Farmer provides the requisite level of protectiveness for unrestricted land use.

9.2 REMEDIAL ACTION OBJECTIVE

The RAO for the Building 1200 AOC is to prevent: (1) National Guard Trainee exposure to COCs above CUGs in soil, sediment, and surface water; (2) adverse ecological effects from previous AOC activities; and (3) negative groundwater impacts from contaminant migration from source media (e.g., soil and sediment).

Conclusions of the ERA (Section 7.3.4) indicate remedial actions are not warranted to specifically protect ecological receptors. Fate and transport modeling (Section 6.0) indicates soil and sediment remediation to protect groundwater are not warranted. Remedial actions specific to groundwater media at the Building 1200 AOC will be evaluated in a separate report. It is noted that anticipated remedial activities to protect the human receptor will benefit ecological resources and reduce the potential for contaminant migration to groundwater.

9.3 REMEDIAL ACTION CLEANUP GOALS

Based on an evaluation of ISM sample results and EPCs calculated from discrete samples, the HHRA recommends CUGs to support the remedial alternative selection process for remediation. Table 9-1 lists the media, COCs, and CUGs associated with achieving the National Guard Training and Residential Land Uses. Manganese in shallow surface soil is a COC for both land use scenarios. Remediation of manganese in shallow surface soil to the CUG of 1,800 mg/kg will attain the RAO for the National Guard Training Land Use as well as for Residential Land Use.

Table 9-1. Cleanup Goals for National Guard Training and Residential Land Use

Media	Chemical of Concern	Cleanup Goal (mg/kg)
Shallow Surface Soil (0-1 ft bgs)	Manganese	1,800
Deep Surface Soil (1-4 ft bgs)	None	None
Subsurface Soil (1-13 ft bgs)	None	None
Sediment	None	None
Surface Water	None	None

bgs = below ground surface
mg/kg = milligram per kilogram

9.4 VOLUME CALCULATIONS OF MEDIA REQUIRING REMEDIATION

Tables 9-2 and 9-3 provide the basis for volume estimations for areas requiring remediation. Figure 9-1 shows areas requiring remediation for the National Guard Training and Residential Land Uses.

Table 9-2. Estimated In Situ Soil Volume Requiring Remediation

ISM Sample Location	Media	Manganese Concentration	Surface Area (ft^2)	Treatment Interval (ft bgs)	In Situ Volume (ft^3)
National Guard Training and Residential Land Use					
B12ss-016M	Surface Soil	4,100 mg/kg	1,074	0-1	1,074
B12ss-017M	Surface Soil	2,700 mg/kg	268	0-1	268
				Total In Situ Volume	1,342

bgs = below ground surface
ISM = incremental sample methodology

Table 9-3. Estimated Volumes of Soil Requiring Remediation

Land Use Scenario and Media	In situ		In situ with Constructability[1]		Ex situ[1,2]	
	Volume (ft^3)	Volume (yd^3)	Volume (ft^3)	Volume (yd^3)	Volume (ft^3)	Volume (yd^3)
National Guard Training and Residential Land Uses ~ Surface Soil	1,342	50	1,678	62	2,013	75

[1] Constructability accounts for over excavation, sloping of sidewalls, and addresses limitations of removal equipment. The in situ volume is increased by 25% for a constructability factor.

[2] Includes 20% swell factor

THIS PAGE INTENTIONALLY LEFT BLANK.

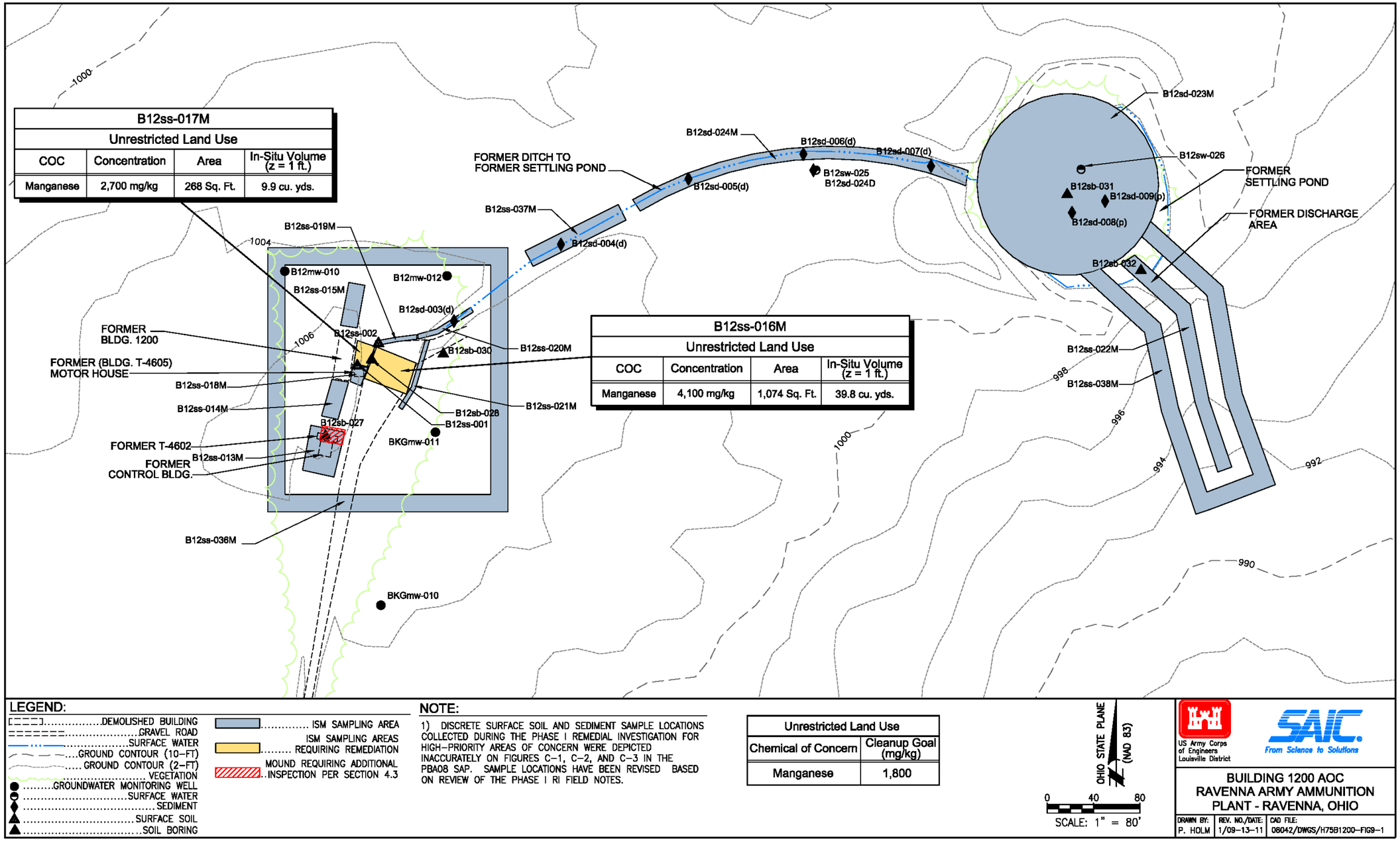

Figure 9-1. Building 1200 AOC Map and Estimated Extent of Surface Soil Excavation Under the Recommended Alternative

THIS PAGE INTENTIONALLY LEFT BLANK.

10.0 APPLICABLE OR RELEVANT AND APPROPRIATE REQUIREMENTS

10.1 INTRODUCTION

CERCLA Section 121 specifies remedial actions must comply with requirements or standards under federal or more stringent state environmental laws that are "applicable or relevant and appropriate to the hazardous substances or particular circumstances at the AOC." Inherent in the interpretation of ARARs is the assumption that protection of human health and the environment is ensured. This section summarizes potential federal and state chemical-, location-, and action-specific ARARs for the potential remedial actions at the AOC.

ARARs include those federal and state regulations that are designed to protect the environment. Applicable requirements are "those cleanup standards, standards of control, and other substantive environmental protection requirements, criteria, or limitations promulgated under federal environmental or state environmental or facility siting law that specifically address a hazardous substance, pollutant, contaminant, remedial action, location, or other circumstance at a CERCLA site" [40 Code of Federal Regulations (CFR) 300.5]. USEPA has stated in the NCP that applicable requirements are those requirements that would apply if the response action were not taken under CERCLA.

Relevant and appropriate requirements are "those cleanup standards, standards of control, and other substantive environmental protection requirements, criteria, or limitations promulgated under federal environmental or state environmental or facility siting law that, while not applicable to a hazardous substance, pollutant, contaminant, remedial action, location, or other circumstance at a CERCLA site, address problems or situations sufficiently similar to those encountered at the CERCLA site such that their use is well suited to the particular site" (40 CFR 300.5).

In the absence of federal or state-promulgated regulations, there are many criteria, advisories, guidance values, and proposed standards that are not legally binding, but may serve as useful guidance for setting protective cleanup levels. These are not potential ARARs but are to-be-considered guidance [40 CFR 300.400(g)(13)].

CERCLA remedial response actions at an AOC must comply only with the substantive requirements of a regulation [CERCLA Section 121(e)]. Substantive requirements are those that pertain directly to the actions or conditions at an AOC, while administrative requirements facilitate their implementation. USEPA recognizes that certain administrative requirements (e.g., consultation with state agencies, reporting) are accomplished through state involvement and public participation. These administrative requirements should also be observed if they are useful in determining cleanup standards at the AOC (55 CFR 8757).

Although remedial actions for AOCs at National Priorities List (NPL) sites must comply only with the substantive requirements of federal or state environmental regulations, the Ohio Revised Code does not provide a similar permit waiver for actions conducted under the Ohio EPA Remedial Response Program Policy. The Ohio EPA's Division of Emergency and Remedial Response (DERR) Policy DERR-00-RR-034 states, "it has been DERR's policy to require responsible parties to acquire and comply with all necessary permits, including the substantive and administrative requirements." However, a DFFO was entered into on June 10, 2004, that provided certain exemptions from the Ohio Administrative Code (OAC) administrative requirements and required groundwater monitoring and remediation at RVAAP to be performed under the CERCLA process. The DFFO includes provisions for compliance resulting in the potential negation of all provided exemptions within the DFFO in the event non-compliant activities are identified.

10.2 POTENTIAL ARARS

USEPA classifies ARARs as chemical-specific, action-specific, and location-specific to provide guidance for identifying and complying with ARARs (USEPA 1988a):

- Chemical-specific ARARs are health- or risk-based numerical values or methodologies which, when applied to site-specific conditions, allow numerical values to be established. These values establish the acceptable amount or concentration of a chemical that may be found in, or discharged to, the ambient environment (USEPA 1988a).

- Action-specific ARARs are rules, such as performance or design or other activity-based rules, which place requirements or limitations on actions.

- Location-specific ARARs are rules that place restrictions on the concentration of hazardous substances or the conduct of activities solely because they occur in special locations (USEPA 1988a).

As explained in the following paragraph, rules from each of these categories are ARARs only to the extent that they relate to the degree of cleanup.

CERCLA Section 121 governs cleanup standards at CERCLA sites. ARARs originate in CERCLA Section 121(d), which specifies the degree of cleanup at each AOC, CERCLA Section 121(d). In Section 121(d)(2), CERCLA expressly directs that ARARs are to address specific contaminants of concern at each AOC, specifying the level of protection to be attained by any chemicals remaining at the AOC. CERCLA Section 121(d)(2) provides that with respect to hazardous substances, pollutants, or contaminants remaining on-site at the completion of a remedial action, an ARAR is:

> "any standard, requirement, criteria, or limitation under any Federal environmental law … or any promulgated standard, requirement, criteria, or limitation under a State environmental or facility siting law that is more stringent than any Federal standard, requirement, criteria, or limitation."

CERCLA Section 121(d)(2) further provides that the remedial action attains a level of control established in rules determined to be ARARs.

Action- or location-specific requirements will be ARARs to the extent that they establish standards addressing COCs that will remain at the AOC. In addition, CERCLA Section 121(d)(1) directs that remedial actions taken to achieve a degree of cleanup that is protective of human health and the environment are to be relevant and appropriate under the circumstances presented by the release. Accordingly, any chemical-, action-, or location-specific requirements will be ARARs to the extent that they ensure the degree of cleanup will be protective of human health and the environment under the circumstances presented by the release.

In summary, chemical-, action-, or location-specific requirements will be ARARs to the extent that they establish standards protective of human health and the environment for chemicals that will remain on-site after the remedial action, and to the extent that they ensure a degree of cleanup that is protective of human health and the environment under the circumstances presented by the release.

10.2.1 Potential Chemical-Specific ARARs

The environmental medium evaluated in this FS is soil. COCs were identified in soil for receptors representing an unrestricted land use scenario. A review of the regulations indicates there are no potential chemical-specific ARARs for any of the contemplated alternatives due to the medium and chemicals of concern. The AOC does not include areas such as surface water bodies that would potentially trigger such potential ARARs as Ambient Water Quality Criteria (AWQC) or MCL, as groundwater is not a medium of concern. Although a small wetland is present within the area, there is no identifiable surface water, and as such AWQCs have not been included within the identified ARARs for the AOC.

Additionally, a review of the regulations did not identify any potential chemical-specific ARARs for soil that would be triggered and would require special consideration or remedial action. No regulations were identified that included specific chemical concentrations or requirements that would be a potential ARAR to drive the remedial action process.

10.2.2 Potential Action-Specific ARARs

Under the No Action alternative, no activities would be conducted at the AOC; therefore, no action-specific ARARs are identified for this alternative.

Alternative 2 consists of excavation and disposal of contaminated environmental media at the AOC. Implementation of this alternative triggers potential ARARs associated with land disturbance and emission controls. Table 10-1 presents potential action-specific ARARs under this alternative. The OAC 3745-15-07 requires that nuisance air pollution emissions be controlled. This includes the control of potential fugitive dust from soil handling excavation activities. In addition, any construction (e.g., soil disturbance activities over 1 acre in size) would trigger the storm water

requirements found at 40 CFR Part 450. These requirements mandate that erosion and sedimentation control measures be designed and implemented to control erosion and sediment run-off.

Because this alternative includes the generation and management of contaminated media, the requirements of RCRA would be considered potential ARARs for this alternative. The RCRA requirements mandate that a generator must determine whether a material is (or contains in the case of environmental media) a hazardous waste under OAC 3745-52-11. If a material is determined to be or contain a listed hazardous waste, or exhibits a hazardous waste characteristic, additional management requirements under RCRA must follow an ARAR under CERCLA.

These requirements include the manner in which hazardous waste is stored, treated, transported, and disposed. These RCRA requirements are generally not considered to be chemical-specific ARARs because they do not relate directly to the degree of cleanup, or to specific chemicals. In addition to the substantive requirements associated with the management and storage of material that is also RCRA hazardous waste (or found to contain such a waste), some RCRA requirements prescribe standards for disposal of hazardous material. These include: (1) land disposal restrictions (LDRs) prohibiting disposal of specific chemicals until they are treated to a specified level, or by a specific treatment technology; and (2) minimum technical requirements (MTRs) for land disposal units.

USEPA cautions that LDRs should not be used to determine site-specific cleanup levels for soil (USEPA 2002). The purpose of LDRs is to require appropriate treatment of RCRA hazardous waste that is to be land disposed of to minimize short and long-term threats to human health or the environment based upon available technology. Performing treatment to meet LDR standards is different from the CERCLA approach to remediation, which is analyzing risk and then developing soil cleanup standards based on the risk present, and may result in soil cleanup levels that are different from those of a risk-based approach. Nevertheless, if RCRA hazardous waste is generated from the CERCLA action and are land disposed of on-site, the material must meet the standards established in the LDRs.

In order for LDRs to be triggered as potential ARARs, RCRA hazardous waste must be present. This requires: (1) that soil contains contaminants that either derive from RCRA-listed waste, or that exhibits a characteristic of RCRA hazardous waste; and (2) that soil is managed in a way that "generates" hazardous waste. Several methods of soil management that do not "generate" hazardous waste and so do not trigger LDRs are available for use. These methods include the AOC approach, use of a staging pile, use of a storage or treatment corrective action management unit (CAMU), or use of a temporary unit (TU).

If soil is managed in a manner that generates hazardous waste, such as removing it to an above-ground container and then re-depositing the soil within the land unit for disposal, then LDRs become potential ARARs. LDRs attach to the waste at the time it is removed from the unit under an AOC approach, or at the time the soil is excavated from the unit. Potential LDR ARARs in Ohio are variances from treatment standards in OAC Section 3745-700-44, LDR standards for contaminated

debris in OAC Section 3745-47, Universal Treatment Standards (UTS) in OAC Section 3745-270-48, and Alternative Standards for Contaminated Soil in OAC Section 3745-270-49.

Ohio has adopted the alternative soil treatment standards as promulgated by USEPA in its Phase IV LDR rule, effective August 1998. The rules provide that if RCRA hazardous waste is present, the material must meet one of two sets of LDRs before being disposed of in a land unit: (1) the UTS; or (2) the contaminated soil (technology-based treatment) standards promulgated in Phase IV of the LDRs, whichever is greater. Or, if a generator so chooses, he may use the generic treatment standards in OAC Section 3745-270-40 which apply to all hazardous waste. Only the alternative soil treatment standards are explained in this document. Under the alternative soil treatment standards, all soil subject to treatment must be treated as follows:

1. For non-metals, treatment must achieve 90% reduction in total constituent concentration [primary constituent for which the waste is characteristically hazardous as well as for any organic or inorganic underlying hazardous constituent (UHC)], subject to item 3 below.

2. For inorganic chemicals and carbon disulfide, cyclohexanone, and methanol, treatment must achieve 90% reduction in constituent concentrations as measured in leachate from the treated media [tested according to the Toxicity Characteristic Leaching Procedure (TCLP)] or 90% reduction in total constituent concentrations (when a metal removal treatment technology is used), subject to item 3 below.

3. When treatment of any constituent subject to treatment to a 90% reduction standard would result in a concentration less than 10 times the UTS for that constituent, treatment to achieve constituent concentrations less than 10 times the UTS is not required. This is commonly referred to as "90% capped by 10xUTS."

4. USEPA and Ohio EPA have established a site-specific variance from the soil treatment standards, which can be used when treatment to concentrations of hazardous constituents greater (i.e., higher) than those specified in the soil treatment standards minimizes short- and long-term threats to human health and the environment. In this way, on a case-by-case basis, risk-based LDR treatment standards approved through a variance process could supersede the soil treatment standards. Any variance granted cannot rely on capping, containment, or other physical or institutional controls.

If CAMUs are used as disposal units at the AOC, the design and treatment standards established at OAC Section 3745-57-72 will be potentially relevant and appropriate to the response action. Only CAMU-eligible waste can be disposed of in a CAMU. CAMU-eligible waste includes hazardous and non-hazardous waste that are managed for implementing cleanup, depending on the Director's approval or prohibition of specific waste or waste streams. Use of a CAMU for disposal does not trigger LDRs or MTRs as long as the standards specified in the rule are observed. The Director will incorporate design and treatment standards into a permit or order. Design standards include a composite liner and a leachate collection system designed and constructed to maintain less than a 30

cm depth of leachate over the liner. A composite liner entails a system consisting of two components; each component has detailed specifications and installation requirements. The Director may approve alternate requirements if he can make the findings specified in the rule. Treatment standards are similar to LDR standards for contaminated soil, although alternative and adjusted standards may be approved or required by the Director, as long as the adjusted standard is protective of human health and the environment.

Table 10-1. Potential Action-Specific ARARs

Media and Citation	Description of Requirement	Potential ARAR Status	Standard
Prohibition of air pollution nuisances (e.g., fugitive dust) OAC Section 3745-15-07	These rules prohibit a release of nuisance air pollution that endangers health, safety, or welfare of the public or causes personal injury or property damage.	Applies to any activity that could result in the release of a nuisance air pollutant. This would include dust from excavation or soil management processes.	Any person undertaking an activity is prohibited from emitting nuisance air pollution.
Storm water requirements at construction sites 40 CFR Part 450	These rules require that storm water controls be employed at construction sites that exceed 1 acre in size.	Applies to any construction activity that exceeds 1 acre in total size.	Persons undertaking construction activities (including grubbing and land clearing) at an AOC where the construction footprint is over 1 acre in size must design and implement erosion and run-off controls.
Generation of contaminated soil or debris OAC Section 3745-52-11	These rules require that a generator determines whether a material generated is a hazardous waste.	Applies to any material that is or contains a solid waste. Must be characterized to determine whether the material is or contains a hazardous waste.	Any person that generates a waste as defined must use prescribed methods to determine if waste is considered characteristically hazardous.
Management of contaminated soil or debris that is or contains a hazardous waste OAC Sections 3745-52-30 through -34	These rules require that hazardous waste be properly packaged, labeled, marked, and accumulated on-site pending on-site or off-site disposal.	Applies to any hazardous waste or media containing a hazardous waste that is generated from on-site activities.	All hazardous waste must be accumulated in a compliant manner that includes proper marking, labeling, and packaging of such waste in accordance with the specified regulations. This includes inspection of containers or container areas where hazardous waste is accumulated on-site.
Acquisition and use of manifests for hazardous waste shipments to off-site treatment, storage, or disposal facilities OAC Sections 3745-52-20 through -23	These rules require that a Uniform Hazardous Waste Manifest be used for any off-site shipment of hazardous waste.	Applies to any shipment of hazardous waste to an off-site facility for treatment, storage, or disposal.	Requires a generator who transports or offers for transportation hazardous waste for off-site treatment, storage, or disposal to prepare a uniform hazardous waste manifest.

Table 10-1. Potential Action-Specific ARARs (continued)

Media and Citation	Description of Requirement	Potential ARAR Status	Standard
Soil contaminated with RCRA hazardous waste OAC Section 3745-400-49 OAC Section 3745-400-48 UTS	These rules prohibit land disposal of RCRA hazardous waste subject to them unless the waste is treated to meet certain standards that are protective of human health and the environment. Standards for treatment of hazardous waste-contaminated soil prior to disposal are set forth in the two cited rules. Use of the greater of either technology-based standards or UTS is prescribed.	LDRs apply only to RCRA hazardous waste. This rule is considered for ARAR status only upon generation of a RCRA hazardous waste. If any soil is determined to be RCRA hazardous, and if they will be disposed of on-site, this rule is potentially applicable to disposal of the soil.	All soil subject to treatment must be treated as follows: 1) For non-metals, treatment must achieve 90% reduction in total constituent concentration (primary constituent for which the waste is characteristically hazardous as well as for any organic or inorganic UHC), subject to 3 below. 2) For metals and carbon disulfide, cyclohexanone, and methanol, treatment must achieve 90% reduction in constituent concentrations as measured in leachate from the treated media (tested according to the TCLP) or 90% reduction in total constituent concentrations (when a metal removal treatment technology is used), subject to 3 below. 3) When treatment of any constituent subject to treatment to a 90% reduction standard would result in a concentration less than 10 times the UTS for that constituent, treatment to achieve constituent concentrations less than 10 times the UTS is not required. This is commonly referred to as "90% capped by 10xUTS."
Soil contaminated with RCRA hazardous waste OAC Section 3745-400-49 OAC Section 3745-400-48 UTS	These rules prohibit land disposal of RCRA hazardous waste subject to them unless the waste is treated to meet certain standards that are protective of human health and the environment. Standards for treatment of hazardous contaminated soil prior to disposal are set forth in the two cited rules. Use of the greater of either technology-based standards or UTS is prescribed.	LDRs apply only to RCRA hazardous waste. This rule is considered for ARAR status only upon generation of a RCRA hazardous waste. If any soil is determined to be RCRA hazardous, and if they will be disposed of on-site, this rule is potentially applicable to disposal of the soil.	All soil subject to treatment must be treated as follows: 1) For non-metals, treatment must achieve 90% reduction in total constituent concentration (primary constituent for which the waste is characteristically hazardous as well as for any organic or inorganic UHC), subject to 3 below. 2) For metals and carbon disulfide, cyclohexanone, and methanol, treatment must achieve 90% reduction in constituent concentrations as measured in leachate from the treated media (tested according to the TCLP), or 90% reduction in total constituent concentrations (when a metal removal treatment technology is used), subject to 3 below. 3) When treatment of any constituent subject to treatment to a 90% reduction standard would result in a concentration less than 10 times the UTS for that constituent, treatment to achieve constituent concentrations less than 10 times the UTS is not required. This is commonly referred to as "90% capped by 10xUTS."

Table 10-1. Potential Action-Specific ARARs (continued)

Media and Citation	Description of Requirement	Potential ARAR Status	Standard
Debris Contaminated with RCRA Hazardous Waste OAC Section 3745-400-49 OAC Section 3745-400-47	These rules prescribe conditions and standards for land disposal of debris contaminated with RCRA hazardous waste. Debris subject to this requirement for characteristic RCRA contamination that no longer exhibits the hazardous characteristic after treatment does not need to be disposed of as a hazardous waste. Debris contaminated with listed RCRA contamination remains subject to hazardous waste disposal requirements.	If RCRA hazardous debris is disposed of on-site, these rules are potentially applicable to disposal of the debris.	Standards are extraction or destruction methods prescribed in OAC Section 3745-400-47. Treatment residues continue to be subject to RCRA hazardous waste requirements.
Soil/Debris Contaminated with RCRA Hazardous Waste – Variance OAC Section 3745-400-44	The Director will recognize a variance approved by the USEPA from the alternative treatment standards for hazardous contaminated soil or for hazardous debris.	Potentially applicable to RCRA hazardous soil or debris that is generated and placed back into a unit and that will be land disposed of on-site.	A site-specific variance from the soil treatment standards can be used when treatment to concentrations of hazardous constituents greater (i.e., higher) than those specified in the soil treatment standards minimizes short- and long-term threats to human health and the environment. In this way, on a case-by-case basis, risk-based LDR treatment standards approved through a variance process could supersede the soil treatment standards.

AOC = Area of Concern
ARAR = Applicable or Relevant and Appropriate Requirements
CAMU = Corrective Action Management Unit
CFR = Code of Federal Regulations
LDR = Land Disposal Restrictions
MTR = Minimum Technical Requirements
OAC = Ohio Administrative Code
RCRA = Resource Conservation and Recovery Act
TCLP = Toxicity characteristic leaching procedure
UHC = Underlying Hazardous Constituent
USEPA = U.S. Environmental Protection Agency
UTS = Universal Treatment Standard

.

10.2.3 Potential Location-Specific ARARs

Potential location-specific ARARs are presented in Table 10-2. Location requirements include those established for potential remedial activities conducted within wetlands, within a floodplain area, or with respect to threatened and endangered species. Generally, for wetlands and floodplains, rules require alternatives to remedial activity within the sensitive area be pursued; if that is not feasible, adverse effects from any actions taken within the sensitive area must be mitigated to the extent possible. These requirements do not relate to specific chemicals nor do they further change the degree of cleanup in the sense of protecting human health or the environment from the effects of harmful substances. Rather, their purpose is to protect the sensitive areas to the extent possible. Under CERCLA Section 121(d), relevance and appropriateness are related to the circumstances presented by the release of hazardous substances, with the goal of attaining a degree of cleanup and control of further releases that ensures protection of human health and the environment.

Rules ensuring protection of sensitive resources do not represent requirements that are relevant and appropriate to circumstances presented by the release of hazardous substance, with a goal of attaining a degree of cleanup and control of further releases that ensure protection of human health and the environment. Location requirements for wetlands and floodplains do not relate to the degree of cleanup as much as they relate to protection of these sensitive areas from effects of remedial activities. Source removal has the potential of impacting wetlands within the area which would result in the requirements of 40 CFR Part 1022 being considered as a potential ARAR. Note that for these requirements to be considered an ARAR, actual delineated wetlands would have to be impacted or potentially impacted due to remedial actions taken under the selected alternative.

The Endangered Species Act (ESA) exists to protect the habitat or body of flora and fauna that are threatened or endangered. Once again, these rules do not relate to specific chemicals, nor do they further the degree of cleanup in the sense of protecting human health or the environment from the effects of harmful substances. The purpose of these rules is to protect sensitive areas and plant and animal life to the degree possible. This purpose does not address problems or situations sufficiently similar to those encountered at the CERCLA site that its use is well suited to the particular AOC as an ARAR; that is, the rule requirements are not sufficiently relevant and appropriate under CERCLA Section 121(d) as related to the circumstances of the release, degree of cleanup, or protectiveness of the remedial action to include these requirements as ARARs.

Having determined that these requirements are not ARARs, any action taken by the Federal Government must be conducted in accordance with requirements established under the National Environmental Policy Act (NEPA), ESA, National Historic Preservation Act, and federal and state wetlands and floodplains construction and placement of material considerations, even though these laws and rules do not establish standards, requirements, limitations, or criteria relating to the degree of cleanup for chemicals remaining on-site at the close of the response actions.

Table 10-2. Potential Location-Specific ARARs

Media and Citation	Description of Requirement	Potential ARAR Status	Standard
Presence of wetlands as defined in 10 CFR 1022.4(v).	Establishes the requirements to evaluate any action taken within a wetland to ensure that impacts are minimized or averted as required in 10 CFR 1022.3 (a) – (d).	Potentially applicable for activities that result in the impact of a wetland as defined.	Avoid to the extent possible the long- and short-term adverse effects associated with destruction, occupancy, and modification of wetlands. Measures to mitigate adverse effects of actions in a wetland include, but are not limited to, minimum grading requirements, runoff controls, design and construction constraints, and protection of ecologically-sensitive areas in 10 CFR 1022.12(a)(3). Take action to the extent practicable to minimize destruction, loss, or degradation of wetlands and to preserve, restore, and enhance the nature and beneficial value of wetlands. Potential effects of any new construction in wetlands that are not in a floodplain shall be evaluated to identify and, as appropriate, implement alternative actions that may avoid or mitigate adverse impacts on wetlands.

ARAR = Applicable or Relevant and Appropriate Requirements.
CFR = Code of Federal Regulations

THIS PAGE INTENTIONALLY LEFT BLANK.

11.0 TECHNOLOGY TYPES AND PROCESS OPTIONS

This section identifies and describes the GRAs which may be implemented to achieve the remedial goals. In addition, this section summarizes the remedial technologies and process options available to remediate COCs in media identified in Section 9.0 of this report.

The procedure for identifying and screening potential remedial technologies followed the method established in the USEPA guidance document, *Guidance for Conducting Remedial Investigation/Feasibility Studies under CERCLA* (USEPA 1988a). This guidance document provides the framework for identifying and screening all available remedial technologies to the most appropriate technologies available based on the COCs and AOC characteristics (e.g., soil type).

11.1 GENERAL RESPONSE ACTION

GRAs are actions which may be implemented to satisfy the RAOs. The actions may be individual or a combination of responses. As soil is the only media requiring remediation at this AOC, the following GRAs are applicable and are defined in greater detail in subsequent sections:

- No Action;
- Land use controls (LUCs)/five-year reviews;
- Removal;
- Treatment; and
- Disposal/handling.

11.1.1 No Action

No Action is required for evaluation under the NCP and is the baseline to which other remedial alternatives are compared. No Action may provide an appropriate alternative if no unacceptable risks are present at the AOC. This GRA provides a baseline against which to compare other, more proactive alternatives. No action is taken at the AOC to reduce any hazard to human health or the environment. Any existing actions, such as restrictions or monitoring, are discontinued.

11.1.2 Land Use Controls and Five-Year Reviews

LUCs are non-engineering measures, such as administrative or legal controls, used to prevent or limit exposure to hazardous substances. LUCs do not reduce contaminant volume or toxicity. LUCs are used to supplement engineering controls and are a necessary component of the final remedy.

If LUCs are selected as a component of a remedial alternative that does not achieve unrestricted land use, the effectiveness of the remedy must undergo five-year reviews. The primary goal of the five-year reviews is to evaluate the implementation and performance of the remedy to determine if the remedy is or will be protective of human health and the environment. The five-year reviews are discontinued when the remedy achieves CUGs for residential use and unrestricted release.

11.1.3 Removal

Removal of contaminated media from the AOC reduces or eliminates the potential for long-term human and environmental exposure to chemicals exceeding concentrations determined to be protective for a given land use. Removal of soil may be combined with a form of treatment prior to disposal off-site. Removed soil may also be shipped directly without treatment.

11.1.4 Treatment

Treatment is conducted either in-situ or ex-situ to reduce contaminant concentrations to acceptable levels. Common types of treatment include biological, chemical, physical, and thermal. Biological treatment involves using microbes to degrade contaminants. Chemical treatment processes add chemicals to react with contaminants to reduce their toxicity or mobility. Physical processes involve either physically binding the contaminants to reduce mobility or the potential for exposure (e.g., encapsulation), or extracting the contaminant(s) from a medium to reduce volumes. Thermal treatment such as incineration uses high temperatures to volatilize, decompose, or melt contaminants. For soil treated by ex-situ methods, the treatment may allow soil to be placed back into the excavation, or soil may be treated to reduce the chemical concentration or stabilize the soil prior to off-site disposal.

11.1.5 Disposal and Handling

Disposal and handling involve the final and permanent placement of waste material in a manner protective of human health and the environment. The impacted media is disposed on-site in an engineered facility or off-site in a permitted or licensed facility, such as a regulated landfill. Similarly, concentrated waste resulting from treatment processes is disposed on-site in a permanent disposal cell or off-site in an approved disposal facility. Aqueous media is treated on-site and disposed off-site at a regulated facility.

Transportation is accomplished utilizing vehicles such as truck, railcar, and/or barge.

11.2 INITIAL SCREENING OF TREATMENT TECHNOLOGIES

Table 11-1 summarizes the remedial technologies and process options available for the treatment of COCs in soil. The screening focuses on technology types capable of remediating the COCs present at the AOC and evaluates the implementability of the technology. If treatment technologies are evaluated and retained as potentially viable treatment options for the AOC, the technology will undergo a more detailed evaluation in the following sections.

Table 11-1. Initial Screening of Technologies

General Response Actions	Technology Type	Process Options	Description	Screening Results
No Action	None	None	No action is taken at AOC. Current land use controls, access restrictions, and monitoring programs will be discontinued. No remedial technologies implemented to reduce hazards to potential human or ecological receptors.	Retained. Required to be carried through CERCLA analysis.
Institutional Controls	Access Restrictions	Land Use Controls with CERCLA Five-Year Reviews	Implement Land Use Controls at the area of concern to restrict access and land use. Land Use Controls will be administered and enforced as part of the Property Management Plan and reviewed in CERCLA Five-Year Reviews. Five-Year Reviews include review of sampling and monitoring plans, results of monitoring activities, interviews, inspections, and reviews of AOC status.	Not retained. A remedial alternative selected for manganese at this AOC will achieve an unrestricted scenario. Consequently, land use controls and Five-Year Reviews will not be a technology associated with any remedy.
		Fencing	Place fencing around areas of contamination (at a minimum) to restrict access and exposure to contamination left in place.	Not retained. Using a fence at this area of concern will inhibit planned future military training activities.
Containment	Capping	Native Soil/Sediment	Uses native soil or sediment to cover contamination and reduce migration by wind and water erosion.	Not retained. Using a native soil/sediment cap in areas with contamination will inhibit planned future military training activities.
		Clay	Clay layers are used to cover contamination and eliminate exposure. Installation of clay cap to limit water infiltration. Susceptible to weathering effects (e.g., cracking)	Not retained. Using clay in areas with contamination will inhibit planned future military training activities.
		Synthetic Liner	A synthetic liner is used to cover contamination and limit exposure. Synthetic material used to limit water infiltration, not as susceptible to cracking as clay.	Not retained. Using a synthetic liner cap in areas with contamination will inhibit planned future military training activities.

Table 11-1. Initial Screening of Technologies (continued)

General Response Actions	Technology Type	Process Options	Description	Screening Results
Containment	Capping	Multi-Layered	Multiple layers of different soil types used to limit water infiltration, not as susceptible to cracking as clay	Not retained. Using a multi-layered cap in areas with contamination will inhibit planned future military training activities.
		Asphalt/Concrete	Asphalt or concrete layers are used to cover contamination and limit exposure. Additionally, this technology limits water infiltration, susceptible to cracking if not properly maintained.	Not retained. Using an asphalt or concrete cap in areas with contamination will inhibit planned future military training activities.
Removal	Bulk Removal	Excavation and Off-Site Disposal	Contaminated material is removed and transported to permitted off-site treatment and disposal facilities.	Retained.
Treatment	In Situ Biological Treatment	Bioventing	Oxygen is delivered to contaminated unsaturated soil by forced air movement (either extraction or injection of air) to increase oxygen concentrations and stimulate biodegradation.	Not retained. Technology focuses on remediation of media contaminated with petroleum hydrocarbons, solvents, pesticides, and other organic chemicals. Not applicable for inorganic constituents.
		Enhanced Bioremediation	Indigenous or inoculated micro-organisms (e.g., fungi, bacteria, and other microbes) degrade (metabolize) organic contaminants found in soil and/or groundwater, converting them to innocuous end products.	Not retained. Technology focuses on remediation of media contaminated with petroleum hydrocarbons, solvents, pesticides, and other organic chemicals. Not applicable for inorganic constituents.
		Phytoremediation	The use of plants to remove, transfer, stabilize, and destroy contaminants in soil and sediment.	Retained.

Table 11-1. Initial Screening of Technologies (continued)

General Response Actions	Technology Type	Process Options	Description	Screening Results
Treatment	In Situ Physical/Chemical Treatment	Chemical Oxidation	Oxidation chemically converts hazardous contaminants to non-hazardous or less toxic compounds that are more stable, less mobile, and/or inert. The oxidizing agents most commonly used are ozone, hydrogen peroxide, hypochlorites, chlorine, and chlorine dioxide.	Not retained. At this time, it is assumed that the areas requiring remediation are not considered hazardous and, therefore, do not need reduction to less toxic compounds for cheaper disposal options.
		Electrokinetic Separation	Removal of inorganic and organic contaminants from low permeability soil, mud, sludge, and marine dredging. Electrokinetic remediation uses electrochemical and electrokinetic processes to desorb, and then remove, inorganic chemicals and polar organic chemicals.	Retained.
		Fracturing	Cracks are developed by fracturing beneath the surface in low permeability and over-consolidated sediment to open new passageways that increase the effectiveness of many in situ processes and enhance extraction efficiencies.	Retained.
		Soil Flushing	Water, or water containing an additive to enhance contaminant solubility, is applied to the soil or injected into the groundwater to raise the water table into the contaminated soil zone. Contaminants are leached into the groundwater, which is then extracted and treated.	Not retained. Although inorganic chemicals can be remediated by this technology, implementation of this technology will not be used since impacting groundwater at this AOC will not be acceptable. Groundwater is still undergoing investigation and determinations if groundwater contaminants exist have yet to be made. Impacting groundwater to treat soil or sediment will not be practical at this point in time.

Table 11-1. Initial Screening of Technologies (continued)

General Response Actions	Technology Type	Process Options	Description	Screening Results
Treatment	In Situ Physical/Chemical Treatment	Soil Vapor Extraction	Vacuum is applied through extraction wells to create a pressure/concentration gradient that induces gas-phase volatiles to be removed from soil through extraction wells. This technology is also known as in situ soil venting, in situ volatilization, enhanced volatilization, or soil vacuum extraction.	Not retained. Technology focuses on remediation of media contaminated with SVOCs, VOCs, and some fuels. Not applicable for inorganic constituents.
		Solidification/Stabilization	Contaminants are physically bound or enclosed within a stabilized mass (solidification), or chemical reactions are induced between the stabilizing agent and contaminants to reduce their mobility (stabilization).	Retained.
	In Situ Thermal Treatment	Thermal Treatment	Steam/hot air injection or electrical resistance/electromagnetic/fiber optic/radio frequency heating is used to increase the volatilization rate of semi-volatiles and facilitate extraction.	Not retained. Technology focuses on remediation of media contaminated with SVOCs and VOCs. Not applicable for inorganic constituents.
	Ex Situ Biological Treatment (assuming excavation)	Biopiles	Excavated soil is mixed with soil amendments and placed in aboveground enclosures. It is an aerated static pile composting process in which compost is formed into piles and aerated with blowers or vacuum pumps.	Not retained. Technology focuses on remediation of media contaminated with VOCs and fuel hydrocarbons. Not applicable for inorganic constituents.
		Composting	Contaminated soil is excavated and mixed with bulking agents and organic amendments, such as wood chips and animal and vegetative waste, which are added to enhance the porosity and organic content of the mixture to be decomposed.	Not retained. Technology focuses on remediation of media contaminated with SVOCs. Not applicable for inorganic constituents.
		Landfarming	Contaminated soil, sediment, or sludge is excavated, applied into lined beds, and periodically turned over or tilled to aerate the waste.	Not retained. Technology focuses on remediation of media contaminated with petroleum hydrocarbons. Not applicable for inorganic constituents.

Table 11-1. Initial Screening of Technologies (continued)

General Response Actions	Technology Type	Process Options	Description	Screening Results
Treatment	Ex Situ Biological Treatment (assuming excavation)	Slurry Phase Biological Treatment	An aqueous slurry is created by combining soil, sediment, or sludge with water and other additives. The slurry is mixed to keep solids suspended and microorganisms in contact with the soil contaminants. Upon completion of the process, the slurry is dewatered and the treated soil is disposed of.	Not retained. Technology has been successfully used to remediate soil, sludges, and sediment contaminated by explosives, petroleum hydrocarbons, petrochemicals, solvents, pesticides, wood preservatives, and other organic chemicals. Not applicable for inorganic constituents.
	Ex Situ Physical/Chemical Treatment (assuming excavation)	Chemical Extraction	Waste-contaminated soil and extractant are mixed in an extractor, thereby dissolving the contaminants. The extracted solution is then placed in a separator, where the contaminants and extractant are separated for treatment and further use.	Not retained. Technology focuses remediation of media contaminated with PCBs, VOCs, halogenated solvents, and petroleum waste. Although the technology is considered suitable for inorganic chemicals, clay content (similar to RVAAP soil) reduces efficiency and traces of solvent may remain in treated media.
		Chemical Reduction/Oxidation	Reduction/oxidation chemically converts hazardous contaminants to non-hazardous or less toxic compounds that are more stable, less mobile, and/or inert. The oxidizing agents most commonly used are ozone, hydrogen peroxide, hypochlorites, chlorine, and chlorine dioxide.	Not retained. At this time, it is assumed that the areas requiring remediation are not considered hazardous and, therefore, do not need reduction to less toxic compounds for cheaper disposal options.
		Dehalogenation	Reagents are added to soil contaminated with halogenated organic chemicals. The dehalogenation process is achieved by either the replacement of the halogen molecules or the decomposition and partial volatilization of the contaminants.	Not retained. Technology focuses remediation of media contaminated with halogenated SVOCs and pesticides. Not applicable for inorganic constituents.

Table 11-1. Initial Screening of Technologies (continued)

General Response Actions	Technology Type	Process Options	Description	Screening Results
Treatment	Ex Situ Physical/Chemical Treatment (assuming excavation)	Soil Washing	Contaminants sorbed onto fine soil particles are separated from bulk soil in an aqueous-based system on the basis of particle size. The wash water may be augmented with a basic leaching agent, surfactant, pH adjustment, or chelating agent to help remove organic chemicals and heavy metals.	Retained.
		Solidification/Stabilization	Contaminants are physically bound or enclosed within a stabilized mass (solidification), or chemical reactions are induced between the stabilizing agent and contaminants to reduce their mobility (stabilization).	Retained.
	Ex Situ Thermal Treatment (assuming excavation)	Hot Gas Decontamination	The process involves raising the temperature of the contaminated equipment or material for a specified period of time. The gas effluent from the material is treated in an afterburner system to destroy all volatilized contaminants.	Not retained. This technology is applicable for process equipment requiring decontamination for reuse. It is also applicable for explosive items, such as mines and shells, being demilitarized (after removal of explosives) or scrap material contaminated with explosives. Not applicable for inorganic constituents.
		Incineration	High temperatures, 870-1,200 °C (1,600- 2,200 °F), are used to combust (in the presence of oxygen) organic constituents in hazardous waste.	Not retained. Technology focuses remediation of media contaminated with explosives and hazardous waste, particularly chlorinated hydrocarbons, PCBs, and dioxins. Not applicable for inorganic constituents.

Table 11-1. Initial Screening of Technologies (continued)

General Response Actions	Technology Type	Process Options	Description	Screening Results
Treatment	Ex Situ Thermal Treatment (assuming excavation)	Pyrolysis	Chemical decomposition is induced in organic material by heat in the absence of oxygen. Organic material is transformed into gaseous components and a solid residue (coke) containing fixed carbon and ash.	Not retained. Technology focuses on remediation of media contaminated with SVOCs and pesticides. Not applicable for inorganic constituents.
		Thermal Desorption	Waste is heated to volatilize water and organic contaminants. A carrier gas or vacuum system transports volatilized water and organic chemicals to the gas treatment system.	Not retained. Technology focuses on remediation of media contaminated with organic constituents. Not applicable for inorganic constituents.

AOC = Area of Concern
CERCLA = Comprehensive Environmental Response, Compensation, and Liability Act
NGB = National Guard Bureau
PCB = Polychlorinated Biphenyl
RVAAP = Ravenna Army Ammunition Plant
SVOC = Semi-volatile Organic Compound
VOC = Volatile Organic Compound

11.3 DETAILED SCREENING OF TECHNOLOGIES

The remedial action technologies retained from the initial screening process are evaluated against criteria of effectiveness, implementability, and cost (three of the NCP balancing criteria). The rationale for either retaining or eliminating treatment options for the AOC is presented and summarized in Table 11-2. The remedial options retained from the detailed screening process develop the remedial alternatives presented in Section 12.0.

11.3.1 Effectiveness

The effectiveness criterion assesses the ability of a remedial technology to protect human health and the environment by reducing the toxicity, mobility, or volume of contaminants. Each technology is evaluated for the ability to achieve RAOs, potential impacts to human health and the environment during construction and implementation, and overall reliability of the technology.

11.3.2 Implementability

Each process option technology is evaluated for implementability in terms of technical feasibility, administrative feasibility, and availability of the necessary material, equipment, and work force. The assessment considers each technology's short- and long-term implementability. Short-term implementability considerations include constructability of the remedial technology, near-term reliability, and the ability to obtain necessary approvals with other agencies and the likelihood of obtaining a favorable community response. Long-term implementability evaluates the ease of undertaking additional remedial actions if necessary, monitoring the effectiveness of the remedy, and operation and maintenance (O&M).

11.3.3 Cost

The cost criterion evaluates each remedial process in terms of relative capital and O&M costs. Costs for each technology are rated qualitatively, on the basis of engineering judgment, in terms of cost effectiveness. Therefore, a low cost remedial technology is rated as highly cost effective, while a costly technology is evaluated as being of low cost effectiveness.

Table 11-2. Detailed Screening of Technologies

General Response Actions	Technology Type	Process Options	Effectiveness	Implementability	Cost	Screening Comments
No Action	None	None	Not effective. Exposure to contaminants left in place goes unsupervised and uncontrolled.	Easy to implement. No activities are implemented.	Low cost. No activities driving cost.	Retained. Required by CERCLA.
Removal	Bulk Removal	Excavation and Off-Site Disposal	Effective. Once the contaminated soil is removed, contaminant exposure to human health and the environment are eliminated.	Moderately easy to implement. Technology has been implemented at RVAAP in the past.	Moderate cost.	Retained.
Treatment	In Situ Biological Treatment	Phytoremediation	Moderate to low effectiveness. Phytoremediation is designed to address inorganic constituents; however, the time required to remediate these constituents is not practical given time constraints to transfer AOC to NGB.	Not easy to implement. The time required for phytoremediation to reduce inorganic constituents in the soil is not practical given time constraints to transfer AOC to NGB. This technology is currently at the demonstration stage and not widely recognized by regulators. Additionally, concentrations can be hazardous to plants and may be mobilized into groundwater or bioaccumulated in animals.	Moderate cost. The cost effectiveness increases as the remedial footprint increases. The area requiring remediation is small; therefore, there is not optimal cost effectiveness.	Not Retained. The time required for phytoremediation to reduce inorganic constituents in the soil is not practical given time constraints to transfer AOC to NGB.
	In Situ Physical/Chemical Treatment	Electrokinetic Separation	Moderate to low effectiveness. Maximum effectiveness occurs if the moisture content is between 14% and 18%. Moisture content of soil is 22.5%.	Not easy to implement. Implementability challenges include additions of acids to soil being remediated. Use of this technology coupled with the risk of adding an additional concern to the environment make this technology not feasible.	High cost. Pilot study is required as few previous studies have been implemented. Pilot study and implementation costs high relative to quantity of soil requiring remediation.	Not Retained. Although potentially effective, a pilot study is required to gauge effectiveness. The time required for electrokinetic separation to reduce inorganic constituents in the soil is not practical given time constraints to transfer AOC to NGB.
		Fracturing	Moderate effectiveness. Effectiveness driven by effectiveness of other in situ treatment.	Moderate to implement. Fracturing of surface soil is easily achievable. However, fractures may close in non-clayey soil.	Moderate cost to high cost. Cost includes cost of other in situ technologies as this technology enhances other in situ technologies.	Not Retained. This technology is used in unison with other in situ technologies. Since no other in situ technologies are retained, this technology is also not retained.
		Solidification/Stabilization	Moderate effectiveness. Effectiveness is gauged by treatability study. Current concentration indicates soil is not hazardous and therefore a small reduction of contaminant concentrations from existing level to cleanup goal is required.	Not easy to implement. Treatability studies are usually required to demonstrate effectiveness. Implementing a treatability study is not practical given time constraints to transfer AOC to NGB.	High cost. Pilot study is required as few previous studies have been implemented. Pilot study and implementation costs high relative to quantity of soil requiring remediation.	Not Retained. Although potentially effective, a pilot study is required to gauge effectiveness. The time required for solidification/stabilization to reduce inorganic constituents in the soil is not practical given time constraints to transfer AOC to NGB.

Table 11-2. Detailed Screening of Technologies (continued)

General Response Actions	Technology Type	Process Options	Effectiveness	Implementability	Cost	Screening Comments
Treatment	Ex Situ Physical/Chemical Treatment (assuming excavation)	Soil Washing	Moderate effectiveness. Soil washing is more effective at reducing soil with high concentrations of contaminants (e.g., hazardous waste levels). It is assumed the soil is not hazardous waste and only a small reduction is required to achieve cleanup goals.	Not easy to implement. Treatability study may be required to demonstrate effectiveness. Implementing a treatability study is not practical given time constraints to transfer the AOC to NGB. Additionally, an additional treatment step of the washing solvent (potentially a hazardous waste) will be required.	High cost. Soil washing is cost effective with high quantities. However, a relatively low quantity of soil requires remediation.	Not Retained. A treatability study hinders schedule to achieve the U.S. Army's goal for completion. Additionally, the quantity of soil requiring remediation does not result in cost efficiency for this technology.
		Solidification/Stabilization	Moderate effectiveness. The material is not considered hazardous, and there is only a small reduction in chemical concentration to achieve cleanup goals.	Not easy to implement. Treatability studies are usually required to demonstrate effectiveness. Implementing a treatability study is not practical given time constraints to transfer the AOC to NGB.	High cost. Increase in disposal volume as a result of adding solidifying or stabilizing agent.	Not Retained. The material is assumed to not be hazardous and will require only small reduction in chemical concentrations to achieve cleanup goals. It is impractical to solidify or stabilize for such a small change in concentration.

AOC = Area of Concern
CERCLA = Comprehensive Environmental Response, Compensation, and Liability Act
NGB = National Guard Bureau
RVAAP = Ravenna Army Ammunition Plant

12.0 DEVELOPMENT OF REMEDIAL ALTERNATIVES

This section describes the remedial alternatives developed using the GRAs, technology types, and process options presented in Section 11.0. The retained remedial alternatives meet GRAs and are composed of implementable technology types and process options that address COCs in soil at the Building 1200 AOC.

The retained remedial alternatives are:

- Alternative 1: No Action; and
- Alternative 2: Attain National Guard Training and Residential Land Uses.

A detailed description of each remedial alternative is provided in the following sections.

12.1 ALTERNATIVE 1: NO ACTION

The No Action alternative is required for evaluation under the NCP. This alternative is the baseline to which other remedial alternatives are compared. This alternative assumes all current actions (e.g., access restrictions and environmental monitoring) will be discontinued and assumes no future actions will take place to protect human receptors or the environment. Removal or treatment of COCs at the AOC will not be implemented.

12.2 ALTERNATIVE 2: ATTAIN NATIONAL GUARD TRAINING AND RESIDENTIAL LAND USES

Actions for each media within this AOC for this alternative are as follows:

- Shallow Surface Soil (0-1 ft bgs) – Excavation with Off-site Disposal
- Deep Surface Soil (1-4 ft bgs) – NFA
- Subsurface Soil (1-13 ft bgs) – NFA
- Sediment – NFA
- Surface Water – NFA

Implementing shallow surface soil removal in contaminated areas at this AOC is necessary to attain unrestricted (National Guard Training and Residential) land use CUGs, which is the objective of Alternative 2. As stated in previous sections, there are no COCs in deep surface soil, subsurface soil, surface water, and sediment for National Guard Trainee and Resident Farmer receptors; therefore, NFA is required for these media. Alternative 2 consists of excavating shallow surface soil with transportation by truck to an off-site licensed confined disposal facility (CDF) to achieve CUGs for both the Resident Farmer and the National Guard Trainee.

This alternative requires soil removal at sampling locations B12ss-016M and B12ss-017M. The extent of the excavation is depicted on Figure 9-1. The estimated total disposal volume (i.e., ex situ) is approximately 75 yd^3. This extent and total disposal volume assumes a 1 ft bgs excavation and

ISM confirmatory sampling does not result in further lateral soil removal after the initial excavation in sample locations B12ss-016M and B12ss-017M.

This remedial alternative requires coordination of remediation activities with Ohio EPA, OHARNG, and the U.S. Army. Coordinating with stakeholders during implementation of the excavation minimizes health and safety risks to on-site personnel and potential disruptions of RVAAP activities. The time period to complete this remedial action is relatively short and does not include an O&M period to assess impacts from soil. Components of this remedial alternative include:

- Notifications and approvals;
- Remedial Design (RD);
- Waste characterization sampling;
- Site setup, soil excavation, and waste disposal;
- Confirmatory sampling; and
- Restoration.

12.2.1 Notifications and Approvals

Prior to the implementation of this remedial alternative, a review will be conducted to identify any required notifications and approvals. This includes (but is not limited to) obtaining concurrence from the U.S. Fish and Wildlife Service and Ohio Historic Preservation Office and obtaining a jurisdictional or isolated wetland determination (if a wetland is present in the removal area) from USACE-Pittsburgh District and/or the Ohio EPA Division of Surface Water.

12.2.2 Remedial Design

An RD plan will be developed prior to the initiation of remedial actions. This plan will outline construction permitting requirements; site preparation activities (e.g., staging and equipment storage areas, truck routes, storm water controls); the extent of the excavation; sequence of construction activities; decontamination; and segregation, transportation, and disposal of various waste streams. Engineering and administrative controls (e.g., erosion controls, health and safety controls) will be developed during the active construction period to ensure remediation workers and the environment are protected.

12.2.3 Waste Characterization Sampling

Waste characterization samples will be collected from the area requiring removal. The waste characterization samples are collected as ISM samples from the area(s) undergoing this remedy to provide the CDF data to properly profile the waste and determine if it is characteristically nonhazardous or hazardous. Each ISM sample analysis can include (but is not limited to) TCLP metals, TCLP SVOCs, TCLP Pesticides, TCLP Herbicides, Reactive Cyanide, Reactive Sulfide, and PCBs.

As discussed in Section 4.3, the asbestos visual inspection did not identify any asbestos on the ground surface at the AOC. However, the inspection recommended further investigation of a 4 ft high mound near the footprint of former Building T-4602. The investigation of this mound will include intrusive activities to see if asbestos-containing material (ACM) is present. If ACM is present in the mound, a screening may be conducted in accordance with the *Framework for Investigating Asbestos-Contaminated Superfund Sites* (USEPA 2008) to determine if the asbestos is a risk requiring removal. If the presence of asbestos in the mound is determined to be a risk requiring remedy, the remedial design will be updated to address asbestos removal, and the remedial activities will include removal and disposal of the mound.

12.2.4 Site Setup, Soil Excavation, and Waste Disposal

Prior to any ground disturbance, erosion control material such as silt fences and straw bales will be installed prior to minimize sediment runoff. Dust generation will be minimized during excavation activities by keeping equipment movement areas and excavation areas misted with water. The health and safety of remediation workers, on-site RVAAP employees, and the general public will be covered in a site-specific health and safety plan.

To achieve a scenario in which the AOC is protective for unrestricted land use (National Guard Training and the Residential), soil will be removed from locations B12ss-016M and B12ss-017M from 0-1 ft bgs. Soil removal will be accomplished using conventional construction equipment such as backhoes, bulldozers, front-end loaders, and scrapers. Oversize debris will be crushed or otherwise processed to meet disposal facility requirements.

Excavated soil will be hauled by truck to a licensed and permitted CDF. All trucks will be inspected prior to exiting the AOC. Appropriate waste manifests will accompany each waste shipment. Only regulated and licensed transporters and vehicles will be used. All trucks will travel pre-designated routes within RVAAP.

Excavated soil will be disposed at an existing off-site facility licensed and permitted to accept the characterized waste stream. The selection of an appropriate facility will consider the types of waste, location, transportation options, and cost. Waste streams with different constituents and/or characteristics may be generated. Disposal cost savings are possible by utilizing specific disposal facilities for different waste streams.

12.2.5 Confirmatory Sampling

At the end of the soil excavation, confirmatory samples will be collected from excavation sidewalls unless the excavation sidewalls coincide with previously sampled locations deemed not to require remedy. If the excavation is to a minimum of 1 ft bgs, the excavation floor will not require sampling, as there was no identified risk in subsurface soil.

The confirmatory samples are sent to an off-site laboratory to be analyzed for the COC concentration. If the analyses indicate the COC concentration in soil exceeds the CUGs, further excavation will be conducted. If confirmation sample results are less than CUGs, further soil removal will not be required, and the area can be restored.

12.2.6 Restoration

Once it is determined additional excavation will not be required, all disturbed and excavated areas will be backfilled with clean soil and graded to meet neighboring contours. The backfill will come from a source that was previously sampled and approved for use by Ohio EPA. After the area is backfilled and graded, workers will apply a seed mixture (as approved by the OHARNG) and mulch. Restored areas will be inspected and monitored as required in the Storm Water Pollution Prevention Plan (SWPPP).

13.0 ANALYSIS OF REMEDIAL ALTERNATIVES

13.1 INTRODUCTION

This section presents a detailed analysis of the viable remedial alternatives retained and developed through the technology screening process. The purpose of this detailed analysis is to provide stakeholders ample information to identify and select an appropriate remedy and prepare the PP. Based on this detailed analysis of the retained alternatives, one or more is recommended for media requiring remediation at the Building 1200 AOC.

The recommended remedy must meet the following four statutory requirements:

- Be protective of human health and the environment;
- Comply with ARARs (or justification for a waiver);
- Be cost effective; and
- Use permanent solutions and treatment or recovery technologies to the maximum extent practicable.

There are nine established NCP evaluation criteria used to perform a detailed analysis of remedial alternatives to ensure the selected alternative meets the above CECRLA statutory requirements. The nine criteria are grouped into three categories: threshold criteria, balancing criteria, and modifying criteria.

13.1.1 Threshold Criteria

There are two evaluation criteria classified as threshold criteria. This criteria group relates directly to statutory findings. Threshold criteria must be met by the selected remedy. The evaluation criteria in this group are:

1. Overall protection of human health and the environment; and
2. Compliance with ARARs.

Each alternative must be evaluated to determine how it achieves and maintains protection of human health and the environment. An alternative is considered to be protective of human health and the environment if it complies with medium-specific CUGs. Similarly, each remedial alternative must be assessed to determine how it complies with ARARs or, if a waiver is required, an explanation of why a waiver is justified.

13.1.2 Balancing Criteria

There are five evaluation criteria classified as balancing criteria. This group represents the primary criteria upon which the detailed and comparative analysis of each remedial alternative are based. The evaluation criteria in this group are:

1. Long-term effectiveness and permanence;
2. Reduction of toxicity, mobility, or volume through treatment;
3. Short-term effectiveness;
4. Implementability; and
5. Cost.

Long-term effectiveness and permanence is an evaluation of the magnitude of residual risk (risk remaining after implementation of the alternative) and the adequacy and reliability of controls used to manage the remaining waste (untreated waste and treatment residuals) over the long term. Alternatives that provide the highest degree of long-term effectiveness and permanence leave little or no untreated waste at the AOC, make long-term maintenance and monitoring unnecessary, and minimize the need for LUCs.

Reduction of toxicity, mobility, or volume through treatment is an evaluation of the ability of the alternative to reduce the toxicity, mobility, or volume of the waste. The irreversibility of the treatment process and the type and quantity of residuals remaining after treatment also are assessed.

Short-term effectiveness addresses the protection of workers and the community during the remedial action, the environmental effects of implementing the action, and the time required to achieve media-specific preliminary cleanup goals.

Implementability addresses the technical and administrative feasibility of implementing an alternative and the availability of various services and material required during implementation. Technical feasibility assesses the ability to construct and operate a technology, the reliability of the technology, the ease in undertaking additional remedial actions, and the ability to monitor the effectiveness of the alternative. Administrative feasibility is addressed in terms of the ability to obtain approval from federal, state, and local agencies.

Cost provides an estimate of the dollar cost of each alternative. The cost estimates in this report are based on estimating reference manuals, historical costs, vendor quotes, and engineering estimates. Costs are reported in base year 2010 dollars, or present value (future costs are converted to base year 2010 dollars using a 4.125% discount factor). The present value analysis is a method to evaluate expenditures, either capital or O&M, which occur over different time periods. Present value calculations allow for cost comparisons of different remedial alternatives on the basis of a single cost figure. The capital costs have not been discounted due to their relatively short implementation duration. The cost estimates are for guidance in project evaluation and implementation and are believed to be accurate within a range of -30% to +50% in accordance with USEPA guidance

(USEPA 1988a). Actual costs could be higher than estimated due to unexpected conditions or potential delays. Details and assumptions used in developing cost estimates for each of the alternatives are provided in Appendix I.

13.1.3 Modifying Criteria

There are two evaluation criteria categorized as modifying criteria. Modifying criteria are formally evaluated as part of the ROD and after the public has had an opportunity to comment on the PP. This criteria group consists of:

1. State acceptance; and
2. Community acceptance.

State Acceptance considers comments received from agencies of the State of Ohio. Ohio EPA is the primary state agency supporting this investigation. Ohio EPA, as well as other state agencies, will provide comments on the FS and the preferred remedy presented in the PP. This criterion is addressed in the responsiveness summary of the ROD.

Community Acceptance considers comments made by the community, including stakeholders, on the alternatives being considered. Comments will be solicited and accepted from the community on the FS and the preferred remedy presented in the PP. This criterion is addressed in the responsiveness summary of the ROD.

Modifying criteria are future activities. These actions are the same for the retained alternatives. Therefore, the detailed analysis of the remedial alternatives is not included in an evaluation of modifying criteria. The detailed analysis of the retained remedial alternatives for the Building 1200 AOC is presented in the following sections. This analysis is based on seven evaluation criteria (two threshold and five balancing criteria).

13.2 DETAILED ANALYSIS OF REMEDIAL ALTERNATIVES

A detailed analysis of each alternative against the seven NCP evaluation criteria is contained in the following sections and is summarized in Table 13-1. The detailed analysis includes further definition of each alternative (if necessary), compares the alternatives against one another, and presents considerations common to the alternatives.

As presented in Section 12.0, the following remedial alternatives were retained for the Building 1200 AOC:

- Alternative 1: No Action; and
- Alternative 2: Attain National Guard Training and Residential Land Uses.

13.2.1 Alternative 1: No Action

Under this alternative, no remedial actions will take place for any media to meet the RAO. Media with concentrations greater than CUGs will be left in place. Existing access restrictions (e.g., RVAAP perimeter fence) will not be continued. Environmental monitoring will not be performed, and no restrictions on land use are implemented.

13.2.1.1 Overall Protection of Human Health and the Environment

Alternative 1 is not protective of human health for the RAFLU (National Guard Training) or Residential Land Use. Manganese is identified as a COC in ISM surface soil (0-1 ft bgs) samples for both the National Guard Training and Residential Land Uses.

The ERA concluded there is contamination and risk, and important or significant ecological resources exist at the Building 1200 AOC. After Level I and II assessments, including Step 3A, the recommendation is NFA for protection of ecological resources (Section 7.3). Under Alternative 1, current risk is not reduced, and the ecological importance or significance of the AOC remains unchanged. The current land use and RAFLU allows for sustainability of terrestrial habitat for ecological receptors. Wetland habitat in the former settling pond remains undisturbed under Alternative 1.

13.2.1.2 Compliance with ARARs

Potential ARARs for remediation of soil at the Building 1200 AOC are presented in Section 10.0. These enforceable standards are protective of representative receptors under both the National Guard Training and Residential Land Uses that are exposed to COCs at the Building 1200 AOC. There are no chemical-specific, location-specific, and action-specific ARARs identified for Alternative 1.

13.2.1.3 Long-Term Effectiveness and Permanence

Alternative 1 has no long-term management measures to prevent exposures to or the spread of COCs. Existing security will be discontinued, and there is no control of exposure to COCs at the Building 1200 AOC. This alternative does not have controls in place and does not provide any additional controls in the future.

13.2.1.4 Reduction of Toxicity, Mobility, or Volume through Treatment

Alternative 1 does not reduce the toxicity, mobility, or volume of COCs. The alternative does not remove or treat soil with concentrations of COCs above CUGs.

13.2.1.5 Short-Term Effectiveness

Alternative 1 has no additional short-term health risks to the community, remediation workers, or the environment. This remedial alternative offers no short-term benefits or progress to achieve the RAO.

13.2.1.6 Implementability

This alternative does not require any additional effort to implement since it does not change the existing condition at the Building 1200 AOC.

13.2.1.7 Cost

The present value cost to complete Alternative 1 is $0. No capital costs are associated with this alternative.

13.2.2 Alternative 2: Attain National Guard Training and Residential Land Uses

The implementation of Alternative 2 will result in the Building 1200 AOC achieving unrestricted land use (National Guard Training and Residential Land Uses). To achieve unrestricted land use, Alternative 2 will implement excavation and off-site disposal of surface soil with concentrations greater than National Guard Trainee and Residential Farmer CUGs. An estimated 75 yd^3 (ex situ) soil will be excavated and transported (via truck) to an off-site permitted disposal facility. Other technologies will include monitoring, short-term containment, and waste handling via trucks.

13.2.2.1 Overall Protection of Human Health and the Environment

The long-term protectiveness of Alternative 2 is high. Surface soil with concentrations greater than the National Guard Trainee and Resident Farmer CUGs will be excavated and removed from the AOC. The remedial action is protective of human health.

The ERA concluded there is contamination and risk, and important and significant sensitive ecological resources exist at the Building 1200 AOC. After Level I and II assessments, including Step 3A, the recommendation is NFA for protection of ecological resources (Section 7.3). However, this alternative will beneficially reduce existing chemical risks to ecological receptors through removal of soil to attain human health CUGs. Implementation of Alternative 2 will result in temporary vegetation loss and disruption of soil adjacent to excavation areas. Excavation of soil in the vicinity of former Building 1200 will disrupt approximately 1,342 ft^2 (0.03 acres) of the clearing area. The clearing area should recover from excavation activities in one to two years. Like Alternative 1, there would be no alteration to wetland habitat within the former settling pond resulting from this remedial alternative, given there are no remedial actions required for sediment or surface water.

13.2.2.2 Compliance with ARARs

There are no identified chemical-specific or location-specific ARARs for Alternative 2. However, there are action-specific ARARs for this alternative. Action-specific ARARs only apply if the action is taken. Potential ARARs for excavation of soil are presented in Section 10.0. These enforceable standards are protective of representative receptors under both the National Guard Training and Residential Land Uses.

13.2.2.3 Long-Term Effectiveness and Permanence

Alternative 2 effectively will reduce and control COCs in the soil over the long-term. Surface soil above the National Guard Trainee and Resident Farmer CUGs will be excavated and transported to an off-site disposal facility, thereby mitigating risks to human health and the environment. Accordingly, LUCs will not be required at the completion of the removal activities. No CERCLA five-year reviews or O&M sampling will be required.

13.2.2.4 Reduction of Toxicity, Mobility, or Volume through Treatment

Alternative 2 will not achieve a reduction in the toxicity or volume of contaminated media. The mobility of COCs in the excavated soil will be reduced at the off-site disposal facility through engineering controls (e.g., clay liners, geomembranes).

13.2.2.5 Short-Term Effectiveness

There are potential short-term worker and community exposures associated with Alternative 2. Workers will be exposed during the excavation activities. A health and safety plan will identify appropriate personal protective equipment (PPE) for workers minimizes and/or eliminates exposures.

The community near the excavation area and along the route to the disposal facility may be exposed during removal and transportation activities. Mitigation measures during excavation, such as erosion and dust control, will minimize/eliminate potential short-term impacts. The community will be protected during soil transport by inspecting vehicles before and after use, decontaminating as needed, covering the transported waste, observing safety protocols, following pre-designated routes, and limiting the distance to the disposal facility. Transportation risks associated with material leaks increase with distance and volume of material. Transportation of soil to an off-site disposal facility will comply with all applicable state and federal regulations. Pre-designated travel routes will be established, and an emergency response program will be developed to facilitate any potential accident response.

The excavation of the soil and restoration of the AOC is estimated to be completed in approximately one month. Storm water controls will be monitored weekly for six months or until the vegetation is 70% established. Upon the completion of the excavation activities, the Building 1200 AOC will be released for National Guard Training and Residential Land Uses.

13.2.2.6 Implementability

Alternative 2 can be easily implemented after the development of an RD and all appropriate coordination with local, state, and federal agencies is completed. Excavation of surface soil, construction of temporary roads, and waste handling are conventional, straightforward construction techniques and methods. Multiple off-site disposal facilities are available to accept generated waste. Resources (e.g., equipment, material, trained personnel) to implement this alternative are readily available.

Excavation activities are coordinated with RVAAP and OHARNG to minimize disruptions and/or impacts to OHARNG. The RD identifies access routes to the AOC for heavy equipment and steps to minimize potential hazards to on-site personnel. The development of the RD and coordination with local, state, and federal organizations increases the implementation difficulty of Alternative 2 as compared to Alternative 1.

13.2.2.7 Cost

The present value cost to complete Alternative 2 is approximately $123,271 (in base year 2010 dollars with a 4.125% discount factor). This alternative does not include an O&M period subsequent to the soil removal. See Appendix I for a detailed description of Alternative 2 costs.

13.3 COMPARATIVE ANALYSIS OF REMEDIAL ALTERNATIVES USING NCP CRITERIA

In this section, a comparative analysis of the alternatives is conducted to identify relative advantages and disadvantages of each based on the detailed analysis above. The comparative analysis provides a means by which remedial alternatives can be directly compared to one another with respect to common criteria. Overall protection and compliance with ARARs are threshold criteria that must be met by any alternative to be eligible for selection. The other criteria, consisting of short- and long-term effectiveness; reduction of contaminant toxicity, mobility, or volume through treatment; ease of implementation; and cost are the primary balancing criteria used to select a recommended remedy among alternatives that satisfies the threshold criteria. A summary table illustrating the comparative analysis is provided in Table 13-1.

The following remedial alternatives were retained and analyzed in detail:

Alternative 1: No Action; and
Alternative 2: Attain National Guard Training and Residential Land Uses.

The relative advantage and disadvantages of these alternatives are described below. For these evaluations, the term “high” indicates a highly favorable situation, “medium” indicates a moderately favorable situation, and “low” indicates a situation that is not favorable.

13.3.1 Overall Protection of Human Health and the Environment

Alternative 1 does not provide overall protection of human health, as COCs for the National Guard Trainee and Resident Farmer remain on-site. Human health COCs will remain in soil, and the current risk to ecological receptors and ecological importance or significance of the AOC will remain unchanged.

Alternative 2 will provide protection of human health through removal of contamination and will not require additional protectiveness after contaminant removal, as the alternative will achieve National Guard Trainee and Resident Farmer Land Uses. Alternative 2 will beneficially reduce exposure and risk to ecological receptors to COCs but will increase physical risk and will temporarily alter a small portion of the terrestrial habitat.

13.3.2 Compliance with ARARs

All alternatives are considered to be in compliance with ARARs. There are no chemical-specific or location-specific ARARs for any of the alternatives. Action-specific alternatives are applicable to Alternative 2, as Alternative 2 will achieve an unrestricted land use scenario.

13.3.3 Long-Term Effectiveness and Permanence

Alternative 1 is rated low in terms of long-term effectiveness in preventing exposures or the spread of contamination. Alternative 1 will not involve any remedial action or LUCs for potential future exposure.

The long-term effectiveness and permanence of Alternative 2 is considered high. This alternative is highly permanent and effective since this alternative will involve the removal of soil containing COCs and achievement of the National Guard Trainee and Resident Farmer CUGs. No LUCs are required after implementation of Alternative 2.

13.3.4 Reduction in Contaminant Volume, Toxicity, and Mobility through Treatment

The ability of Alternatives 1 and 2 to reduce COC volume, toxicity is low since these alternatives do not involve treatment. The mobility of COCs will be reduced for Alternative 2 given the excavated soil will be disposed of at an off-site facility equipped with engineering controls. Because Alternative 1 will not reduce mobility, it is rated low. Alternative 2 is rated medium.

13.3.5 Short-Term Effectiveness

There are no additional short-term risks posed to the community, remedial workers, or the environment with Alternative 1, which presents a favorable position for short-term effectiveness. Therefore the short-term effectiveness of this remedial alternative is rated high.

Alternative 2 will present short-term risk to workers, the community, and the environment during excavation and transportation soil. Mitigation measures (e.g., dust control, storm water controls, site housekeeping activities, covering and cleaning haul trucks) during excavation activities will minimize and/or eliminate all potential risks. RAOs will be achieved within 30 days of implementation. Excavation will result in a temporary loss of vegetated habitat. Short-term environmental impacts are minimized through construction mitigation techniques. Alternative 2 is rated medium for short-term effectiveness.

13.3.6 Implementability

All alternatives are considered implementable on a technical and availability-of-services basis. Alternative 1 as a "No Action" alternative is rated high. Soil removal and disposal should be readily implementable but not as easily as Alternative 1. Therefore, Alternative 2 is assigned a medium rating.

13.3.7 Cost

Costs were estimated for comparison purposes only, and are believed accurate within a range of -30% to +50%. The estimated present value cost (in base year 2010 dollars with a 4.125% discount factor) to complete each of the alternatives is as follows:

Alternative 1:	$	0
Alternative 2:	$	123,271

Table 13-1. Summary of Comparative Analysis of Remedial Alternatives

NCP Evaluation Criteria	Alternative 1: No Action		Alternative 2: Attain National Guard Training and Residential Land Uses	
Threshold Criteria	***Result***		***Result***	
1. Overall Protectiveness of Human Health and the Environment	Not protective		Protective	
2. Compliance with ARARs	Compliant		Compliant	
Balancing Criteria	***Ranking***	***Score***	***Ranking***	***Score***
3. Long-Term Effectiveness and Permanence	Low	1	High	3
4. Reduction of Toxicity, Mobility, or Volume through Treatment	Low	1	Medium	2
5. Short-Term Effectiveness	High	3	Medium	2
6. Implementability	High	3	Medium	2
7. Cost	High	3	Medium	2
Balancing Criteria Score		11		11

ARARs = Applicable or Relevant and Appropriate Requirements
NCP = National Contingency Plan
Scoring for the Balancing Criteria is as follows: High = 3, Medium = 2, Low = 1
High = Highly favorable situation
Medium = Moderately favorable situation
Low = Situation that is not favorable

THIS PAGE INTENTIONALLY LEFT BLANK.

14.0 AGENCY COORDINATION AND PUBLIC INVOLVEMENT

The U.S. Army is the lead agency responsible for executing the CERCLA process and ultimately completing an approved ROD for soil, sediment, and surface water at the Building 1200 AOC. This section reviews actions that have been conducted and presents activities that are planned to ensure the regulatory agencies and members of the public have been provided with appropriate opportunities to stay informed of the progress of the Building 1200 AOC environmental investigation, restoration efforts, and final selection of a remedy.

As described in Section 13.0, two of the nine NCP evaluation criteria are known as "modifying criteria" – state acceptance and community acceptance. These criteria provide a framework for obtaining the necessary agency coordination and public involvement in the remedy selection process.

14.1 STATE ACCEPTANCE

State acceptance considers comments received from agencies of the State of Ohio on the proposed remedial alternatives. Ohio EPA is the lead regulatory agency for supporting remedy of soil, sediment, and surface water at the Building 1200 AOC. This RI/FS report has been prepared in consultation with the Ohio EPA.

Ohio EPA has provided input during the ongoing investigation and report development to ensure the remedy ultimately selected for the Building 1200 AOC is protective of human health and the environment and fulfills the requirements of the DFFO (Ohio EPA 2004). Ohio EPA provided comments on this RI/FS report and will provide comments on the subsequent PP and ROD. The U.S. Army will obtain Ohio EPA concurrence prior to the final selection of the remedy for soil, sediment, and surface water at the Building 1200 AOC.

14.2 COMMUNITY ACCEPTANCE

Community acceptance considers comments provided by community members for each proposed remedial alternative. CERCLA 42 U.S.C. 9617(a) emphasizes early, constant, and responsive community relations. The U.S. Army has prepared a *Community Relations Plan* (USACE 2003b) to facilitate communication between RVAAP and the community surrounding Ravenna, Ohio during environmental investigations and potential remedial action. The plan was developed to ensure the public has convenient access to information regarding project progress. The community relations program interacts with the public through news releases, public meetings, public workshops, and Restoration Advisory Board (RAB) meetings with local officials, interest groups, and the general public.

CERCLA 42 U.S.C. 9617(a) requires an Administrative Record to be established "at or near the facility at issue." Relevant documents regarding RVAAP have been made available to the public for review and comment. The Administrative Record for this project is available at the following location:

Ravenna Army Ammunition Plant
Building 1037
8451 State Route 5
Ravenna, Ohio 44266-9297

Access to RVAAP is restricted but can be obtained by contacting facility management at (330) 358-7311. In addition, an Information Repository of current information and final documents is available to any interested reader at the following libraries:

Reed Memorial Library
167 East Main Street
Ravenna, Ohio 44266

Newton Falls Public Library
204 South Canal Street
Newton Falls, Ohio 44444-1694

Additionally, RVAAP has an online resource for restoration news and information. This website is available at: www.rvaap.org.

Comments will be received from the community upon issuance of the FS and the PP. As required by the CERCLA regulatory process and the RVAAP *Community Relations Plan*, the U.S. Army will hold a public meeting and request public comments on the PP for the Building 1200 AOC. These comments will be considered prior to the final selection of a remedy. Responses to these comments will be addressed in the responsiveness summary of the ROD.

15.0 CONCLUSIONS AND RECOMMENDED ALTERNATIVE

15.1 CONCLUSIONS

The primary purposes of this RI/FS report are to review of the history of the Building 1200 AOC; summarize RI activities; evaluate results of the RI; develop RAOs and remedial alternatives; and present a recommended alternative to address soil, sediment, and surface water at the Building 1200 AOC.

The RAO for the Building 1200 AOC is to prevent: (1) National Guard Trainee exposure to COCs above CUGs in soil, sediment, and surface water; (2) adverse ecological effects from previous AOC activities; and (3) negative groundwater impacts from contaminant migration from source media (e.g., soil and sediment).

To achieve National Guard Training and Residential Land Use standards, remediation of COCs in surface soil is required. Chemical-specific CUGs are established. A combination of the National Guard Trainee and Resident Farmer CUGs provide a baseline for evaluating whether this AOC may be eligible for unrestricted release.

After the identification of COCs and the establishment of CUGs, remedial technologies are screened and the following viable remedial alternatives developed:

Alternative 1: No Action; and
Alternative 2: Attain National Guard Training and Residential Land Uses.

These alternatives are applicable and are compared against one another to provide information of sufficient quality and quantity to justify the selection of a remedy. The following section provides the recommended alternative for the Building 1200 AOC soil, sediment, and surface water.

15.2 RECOMMENDED ALTERNATIVE

The recommended alternative for the Building 1200 AOC is Alternative 2: Attain National Guard Training and Residential Land Uses. This alternative attains CUGs for the National Guard Trainee and Resident Farmer, which provide the requisite level of protectiveness for unrestricted land use. A No Action alternative was also evaluated. However, since the threshold criteria Overall Protectiveness of Human Health and the Environment is not protective, the No Action alternative is eliminated from consideration.

Alternative 2 involves removal of shallow surface soil (0-1 ft bgs) at the Building 1200 AOC that exceeds the manganese CUG for the National Guard Trainee at locations B12ss-016M and B12ss-017M. The shallow surface soil (0-1 ft bgs) will be excavated by mechanical equipment and disposed off-site in an approved, licensed facility. Confirmation samples will be collected along excavation sidewalls using ISM to verify the extent of excavation is below the CUG or if further lateral removal

of soil is required. If the excavation extends to a previously sampled ISM sampling area that had a concentration less than the CUG (e.g., B12ss-021M), excavation will stop and confirmation sampling on the corresponding sidewall will not be required. The excavated areas will be backfilled with clean soil from an Ohio EPA-approved, off-site source and re-vegetated using RVAPP-approved native seed mixtures.

Assuming removal beyond the extent of the B12ss-016M and B12ss-017M is not needed, the cost for the alternative is estimated to be $123,271. Successful implementation of the alternative will attain a requisite level of protectiveness for soil, sediment, and surface water for unrestricted land use (represented by the National Guard Trainee and Resident Farmer receptors). Therefore, LUCs and five-year reviews will not be required following the remedy.

The next step in the CERCLA process is to prepare a PP to solicit public input on the remedial alternatives. The PP will present these alternatives with the preferred remedial alternative for the Building 1200 AOC. Comments on the PP provided by state and federal agencies and the public will be presented in the Responsive Summary Section of the ROD. The ROD will provide a brief summary of the history, characteristics, and risks of the AOC, and will document its selected remedy.

16.0 REFERENCES

American Cancer Society 2003. *Cancer Facts & Figures 2003*. Website: www.cancer.org. 2003.

ANRCP (Amarillo National Resource Center for Plutonium) 1999. *Bioremediation of RDX in the Vadose Zone Beneath the Pantex Plant*. January 1999.

ATSDR (Agency for Toxic Substances and Disease Registry) 1997. *Toxicological Profile for HMX*. United States Department of Health and Human Services, Public Health Service. September 1997.

BTAG (U.S. Army Biological Technical Assistance Group) 2005. *Technical Document for Ecological Risk Assessment: Process for Developing Management Goals*. August 2005.

DOE (United States Department of Energy) 1992. *An Analytical Solution for Transient One-, Two-, or Three-Dimensional Transport in a Homogenous, Anisotropic Aquifer with Uniform, Stationary Regional Flow*. Oak Ridge National Laboratory, Oak Ridge, Tennessee. 1992.

DOE 1997. *Preliminary Remediation Goals for Ecological Endpoints*. Oak Ridge National Laboratory, Oak Ridge Tennessee. August 1997.

Dragun, James 1988. *The Soil Chemistry of Hazardous Materials*. Hazardous Materials Control Research Institute, Silver Spring, MD. 1988.

EQM (Environmental Quality Management, Inc.) 2010. *Facility-Wide Groundwater Monitoring Program Report on the January 2010 Sampling Event, Ravenna Army Ammunition Plant, Ravenna, Ohio*. July 2010.

ERDC (United States Army Engineer Research and Development Center) 2007. *Development of Environmental Data for Navy, Air Force, and Marine Munitions*. Cold Regions Research and Engineering Laboratory, Arlington, Virginia. June 2007.

Funk, S.B., et al. 1993. *Initial-Phase Optimization for Bioremediation of Munition Compound-Contaminated Soils*. Applied and Environmental Microbiology, Volume 59, No. 7. July 1993.

GSC (General Sciences Corporation) 1998. *SESOIL for Windows, Version 3.0*, Laurel, MD. 1998.

Hetrick, D. M., et al. 1986. *Model Predictions of Watershed Hydrologic Components: Comparison and Verification*. Journal of the American Water Resources Association. October 1986.

Hetrick, D.M. and S.J. Scott. 1993. *The New SESOIL User's Guide*, Wisconsin Department of Natural Resources, PUBL-SW-200, Madison, WI.

Jacobs (Jacobs Engineering Group, Inc.) 1989. *RCRA Facility Assessment, Preliminary Review/ Visual Site Inspection Ravenna Army Ammunition Plant Ravenna, Ohio*. October 1989.

Kammer, H.W. 1982. *A Hydrologic Study of the Ravenna Arsenal, Eastern Portage and Western Trumbull Counties, Ohio*. Master Thesis, Kent State University. 1982.

Kaplan, D.L. and A.M. Kaplan 1982. *Thermophilic biotransformation of 2,4,6-trinitrotoluene under simulated composting conditions.* Applied and Environmental Microbiology, 44(3). May 1982.

Kloss, Aaron. 2011. Phone interview. Ohio Department of Natural Resources. Ohio Division of Forestry. September 8, 2011.

Lyman, Warren J., et al. 1990. *Handbook of Chemical Property Estimation Methods*. American Chemical Society, Washington, D.C. 1990.

McCormick, et al. 1978. *Identification of Biotransformation Products from 2,4-Dinitrotoluene*. Applied and Environmental Microbiology, Volume 35, Issue 5. May 1978.

McCormick, N. G., et al. 1981. *Biodegradation of Hexahydro-1,3,5-Trinitro-1,3,5-Trazine.* Applied and Environmental Microbiology. 42(5). November 1981.

MKM (MKM Engineers, Inc.) 2005. *Thermal Decomposition and Demolition of Load Line 11 and Buildings F-15, 1200, S-4605 and T-4602 at the Ravenna Army Ammunition Plant.* December 2005.

MKM 2007. *Characterization of 14 AOCs at Ravenna Army Ammunition Plant.* March 2007.

NDEP (Nevada Division of Environmental Protection) 2006. *Selection of Pyrene as a Noncarcinogenic Toxicological Surrogate for PAHs.* Technical Memorandum from Teri Copeland, M.S., DABT. February 2006.

ODNR (Ohio Department of Natural Resources) 2010. S*patial Predictions of Arsenic Background Concentrations in Soil, Ohio*. April 2010.

ODNR 2011. *Ohio Trees*: *Tuliptree (Liriodendron tulipifera).* http://ohiodnr.com/forestry/trees/tuliptree/tabid/5428/default.aspx. 2011.

OGE (O'Brien and Gere Engineers, Inc.) 1988. *Hazardous Waste Site Remediation, the Engineer's Perspective*. 1988.

OHARNG (Ohio Army National Guard) 2008. *Integrated Natural Resources Management Plan and Environmental Assessment for the Ravenna Training and Logistics Site, Portage and Trumbull Counties, Ohio*. March 2008.

Ohio EPA (Ohio Environmental Protection Agency) 1996. *Evaluation of Background Metal Concentrations in Ohio Soils.* June 1996.

Ohio EPA 2001. *Ohio Rapid Assessment Method for Wetlands v. 5.0, User's Manual and Scoring Forms*. Division of Surface Water, 401/Wetland Ecology Unit. February 2001.

Ohio EPA 2003. *Guidance for Conducting Ecological Risk Assessments (Ohio EPA).* Division of Emergency and Remedial Response. February 2003.

Ohio EPA 2004. *Director's Final Findings and Orders for the Ravenna Army Ammunition Plant*. June 2004.

Ohio EPA 2008. *Guidance for Conducting Ecological Risk Assessments (Ohio EPA).* Division of Emergency and Remedial Response. April 2008.

Pongratz, R., 1998. *Arsenic speciation in environmental samples of contaminated soil*. The Science of the Total Environment 224. December 1998.

USABRDL (United States Army Biomedical Research and Development Laboratory) 1989. *Organic Explosives and Related Compounds: Environmental and Health Considerations*. March 1989.

USACE (United States Army Corps of Engineers) 1996. *Preliminary Assessment for the Characterization of Areas of Contamination at the Ravenna Army Ammunition Plant, Ravenna, Ohio*. February 1996.

USACE 1998. *Phase I Remedial Investigation Report of High-Priority Areas of Concern at the Ravenna Army Ammunition Plant, Ravenna Ohio*. February 1998.

USACE 1999. *Plant Community Survey for the Ravenna Army Ammunition Plant Summary Report*. Prepared for Ohio Army National Guard, Adjutant General's Department, Columbus, Ohio. August 1999.

USACE 2001a. *Facility-Wide Sampling and Analysis Plan for Environmental Investigations at the Ravenna Army Ammunition Plant, Ravenna, Ohio*. March 2001.

USACE 2001b. *Phase II Remedial Investigation Report for the Winklepeck Burning Grounds at the Ravenna Army Ammunition Plant, Ravenna, Ohio*. April 2001.

USACE 2003a. *Phase II Remedial Investigation Report for the Load Line 1 at the Ravenna Army Ammunition Plant, Ravenna, Ohio*. June 2003.

USACE 2003b. *Ravenna Army Ammunition Plant Ravenna, Ohio Community Relations Plan*. September 2003.

USACE 2003c. *RVAAP Facility Wide Ecological Risk Work Plan.* April 2003.

USACE 2004a. *Pathways and Controlling Factors in the Biodegradation of Energetic Wastes.* Engineering and Development Center Fact Sheet. 2004.

USACE 2004b. *Phase II Remedial Investigation Report for Load Line 12 at the Ravenna Army Ammunition Plant, Ravenna, Ohio*. March 2004.

USACE 2005a. *RVAAP Facility-Wide Human Health Risk Assessor Manual – Amendment 1*. December 2005.

USACE 2005b. *Facility-Wide Biological and Water Quality Study 2003 Ravenna Army Ammunition Plant, Ravenna, Ohio, Part I-Streams, Part II-Ponds*. November 2005.

USACE 2007a. *Interim Record of Decision for the Remediation of Soils at Load Lines 1 through 4 at the Ravenna Army Ammunition Plant, Ravenna, Ohio*. January 2007.

USACE 2007b. *Record of Decision for Soil and Dry Sediment at the RVAAP-16 Fuze and Booster Quarry Landfill/Ponds, Ravenna Army Ammunition Plant, Ravenna, Ohio*. September 2007.

USACE 2008. *Remedial Investigation Report Addendum No. 1 for the RVAAP-49 Central Burn Pits, Ravenna Army Ammunition Plant, Ravenna, Ohio*. June 2008.

USACE 2009a. *PBA 2008 Supplemental Investigation Sampling Analysis Plan Addendum No. 1 Ravenna Army Ammunition Plant, Ravenna, Ohio*. December 2009.

USACE 2009b. *Record of Decision for Soil and Dry Sediment at the RVAAP-12 Load Line 12 at the Ravenna Army Ammunition Plant, Ravenna, Ohio.* March 2009.

USACE 2010a. *Facility-Wide Human Health Cleanup Goals for the Ravenna Army Ammunition Plant, RVAAP, Ravenna, Ohio*. March 2010.

USACE 2010b. *Risk Assessment Handbook Volume II: Environmental Evaluation*. December 2010.

USACHPPM (United States Army Center for Health Promotion and Preventative Medicine) 2000. *Wildlife Toxicity Assessment for 2,4,6-Trinitrotoluene*. November 2000.

USACHPPM 2001a. *Wildlife Toxicity Assessment for High Melting Explosive (HMX).* November 2001.

USACHPPM 2001b. *Wildlife Toxicity Assessment for 1,3,5-Trinitrobenzene.* November 2001.

USATHAMA (United States Army Toxic and Hazardous Materials Agency) 1978. *Installation Assessment of Ravenna Army Ammunition Plant, Records Evaluation Report No. 132*. November 1978.

USDA (United States Department of Agriculture) 1978. *Soil Survey of Portage County, OH*. 1978.

USDA 2009. *Forest Service. Resource Bulletin NRS-36*. http://www.nrs.fs.fed.us/. 2009.

USEPA (United States Environmental Protection Agency) 1985. *Water Quality Assessment: A Screening Procedure for Toxic and Conventional Pollutants in Surface and Ground Water, Revised 1985 Parts 1 and 2, EPA/600/6-85/002*. Office of Research and Development, Environmental Research Laboratory, Athens, Georgia. September 1985.

USEPA 1987. *Health Advisory for Nitrocellulose*. Office of Drinking Water. September 1987.

USEPA 1988a. *Guidance for Conducting Remedial Investigation/Feasibility Studies under CERCLA*. October 1988.

USEPA 1988b. *Health Advisory for Octahydro-1,3,5,7-Tetranitro 1,3,5,7-Tetrazocine (HMX)*. PB90-273525. Office of Drinking Water. November 1988.

USEPA 1989. *Risk Assessment Guidance for Superfund, Volume 1: Human Health Evaluation Manual (Part A)*. December 1989.

USEPA 1990. *National Oil and Hazardous Substances Pollution Contingency Plan, Final Rule*, FR Vol. 55, No. 46, available from U.S. Government Printing Office, Washington, D.C. March 1990.

USEPA 1993. *Wildlife Exposure Factors Handbook.* Office of Research and Development, Washington, D.C., Volume 1 of 2. December 1993.

USEPA 1994. *The Hydrologic Evaluation of Landfill Performance (HELP) Model: Engineering Documentation for Version 3*. EPA/600/R-94/168b, U.S. Environmental Protection Agency Office of Research and Development, Washington, DC. September 2004.

USEPA 1996a. *Ecological Significance and Selection of Candidate Assessment Endpoints*. ECO Update. Volume 3, Number 1. EPA 540/F-95/037. January 1996.

USEPA 1996b. *Soil Screening Guidance: Technical Background Document*. Office of Solid Waste and Emergency Response, Washington, D.C. May 1996.

USEPA 1997. *Ecological Risk Assessment Guidance for Superfund: Process for Designing and Conducting Ecological Risk Assessments*. Office of Solid Waste and Emergency Response, Washington, D.C. June 1997.

USEPA 1998a. *Guidelines for Ecological Risk Assessment*. May 1998.

USEPA 1998b *Toxicological Review of Hexavalent Chromium*. August 1998.

USEPA 1999. *Ohio Wetland Restoration and Mitigation Strategy Blueprint.* Wetland Grant Program Federal Grant No. CD985853-01-0. Prepared by Ohio Department of Natural Resources and Ohio Environmental Protection Agency. September 1999.

USEPA 2000. *Amended Guidance on Ecological Risk Assessment at Military Bases: Process Considerations, Timing of Activities, and Inclusion of Stakeholders*. Website: http://www.epa.gov/region4/waste/fedfac/ecoproc2.pdf. June 2000.

USEPA 2001. *Supplemental Guidance to RAGS: Region 4 Bulletins, Ecological Risk Assessment.* Originally published November 1995. Website: http://www.epa.gov/region4/waste/ots/ecolbul.html. November 2001.

USEPA 2002. *Guidance for Comparing Background and Chemical Concentrations in Soil for CERCLA Sites*. Office of Emergency and Remedial Response, Washington D.C. September 2002.

USEPA 2003a. *Ecological Soil Screening Level for Aluminum*. OSWER Directive 9285.7-60. November 2003.

USEPA 2003b. *Region 5 RCRA Ecological Screening Levels*. http://www.epa.gov/reg5rcra/ca/ESL.pdf. August 2003.

USEPA 2005a. *Ecological Soil Screening Levels for Cadmium*. OSWER Directive 9285.7-65. March 2005.

USEPA 2005b. *Ecological Soil Screening Levels for Lead*. OSWER Directive 9285.7-70. March 2005.

USEPA 2007. *Ecological Soil Screening Levels for Zinc*. OSWER Directive 9285.7-73. June 2007.

USEPA 2008. *Framework for Investigating Asbestos-Contaminated Superfund Sites*. September 2008.

USEPA 2010a. EPA Regional Screening Level (RSL). Website: http://www.epa.gov/reg3hwmd/risk/human/rb-concentration_table/index.htm. November 2010.

USEPA 2010b. *Integrated Risk Information System (IRIS) Database*. Office of Research and Development, Washington, D.C. 2010.

USEPA 2011. *Ecoregions of EPA Region 3: Delaware, Maryland, Pennsylvania, Virginia, and West Virginia.* Western Ecology Division. Located at http://www.epa.gov/wed/pages/ecoregions/reg3_eco.htm. October 2011.

USFS (United States Forest Service) 2011. *Forest Inventory Data Online (FIDO). Forest Inventory and Analysis National Program*. http://www.fia.fs.fed.us/tools-data/default.asp. February 2011.

USGS (United States Geological Survey) 1968. *Mineral Resources of the Appalachian Region. U.S. Geological Survey Professional Paper No. 580*. 1968.

USGS 2004. *U.S. Geological Survey Certificate of Analysis Devonian Ohio Shale, SDO-1*. Online: <http://minerals.cr.usgs.gov/geo_chem_stand/ohioshale.html>. December 2004.

Vosnakis, Kelly A.S., and Elizabeth Perry 2009. *Background Versus Risk-Based Screening Levels – An Examination of Arsenic Background Soil Concentrations in Seven States*. International Journal of Soil, Sediment, and Water. Volume 2, Issue 2, Article 2. August 2009.

Winslow, J.D., and G.W. White, 1966. *Geology and Ground-water Resources of Portage County, Ohio*. Geological Survey Professional Paper 511. 1966.

THIS PAGE INTENTIONALLY LEFT BLANK.

APPENDIX A

Field Sampling Logs

Discrete Surface Soil Samples
Incremental Sampling Method Surface Soil Samples
Soil Boring Samples
Asbestos Visual Inspection Report

THIS PAGE INTENTIONALLY LEFT BLANK.

Discrete Surface Soil Samples

THIS PAGE INTENTIONALLY LEFT BLANK.

HTRW DRILLING LOG (continued)

DISTRICT	BOREHOLE NUMBER
USACE - Louisville	B12ss-033

1. COMPANY NAME	2. DRILLING SUBCONTRACTOR	SHEET 1 OF 1
SAIC	NA	

3. PROJECT	RVAAP PBA 2008 RI	4. LOCATION	RVAAP 8451 State Route 5 Ravenna, OH 44266
5. NAME OF DRILLER	Ryan Lawrence	6. DIRECTION OF BOREHOLE	☑ VERTICAL ☐ INCLINED DEGREES

7. NOTES PID MAKE/MODEL: NA PID SERIAL#: NA Colors from Munsell Soil Color Chart, Rev 1994 REV.E0

WATER LEVEL MAKE/MODEL: NA WATER LEVEL SERIAL#: NA

ELEVATION	DEPTH (Feet)	USCS	CLASSIFICATION OF MATERIALS	SPT DATA (0.5 Feet)	MONITORING (PPM/CPM)	REMARKS (Sample IDs/Depths/Core Box/Etc.)
	1	ML	Fine SANDS, (ML), little silt, trace clay, trace Gravel, light Brownish Gray 10YR 6/2, Soft, moist, non plastic organic material, roots present.	NA	NA	B12ss-033-5041-SO for Hex Chrom. & total Chrom. @1450
			Terminated Boring at 1' BGS.			

COMMENTS / SKETCH BORING COMPLETE USING A 3" SS HAND AUGER

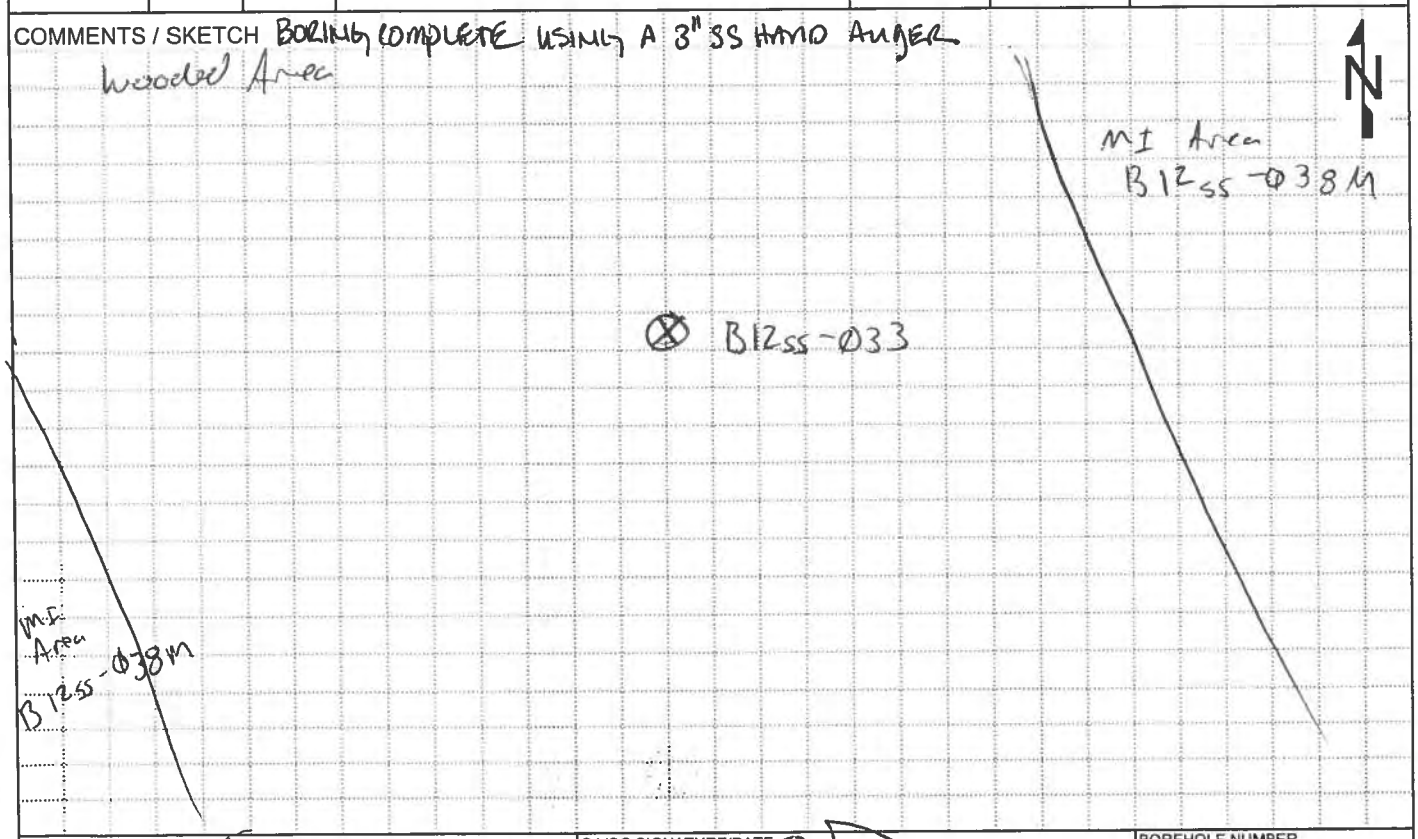

GEOLOGIST SIGNATURE/DATE	QA/QC SIGNATURE/DATE	BOREHOLE NUMBER
2/16/10	2/16/10	B12SS-033

HTRW DRILLING LOG (continued)

DISTRICT	BOREHOLE NUMBER
USACE - Louisville	B12SS-Ø34

1. COMPANY NAME	2. DRILLING SUBCONTRACTOR	SHEET
SAIC	NA	1 OF 1

3. PROJECT: RVAAP PBA08 RF
4. LOCATION: RVAAP 8451 State Route 5 Ravenna, OH 44266
5. NAME OF DRILLER: Emily Cunningham
6. DIRECTION OF BOREHOLE: ☑ VERTICAL ☐ INCLINED DEGREES
7. NOTES: PID MAKE/MODEL: NA; PID SERIAL#: NA; WATER LEVEL MAKE/MODEL: NA; WATER LEVEL SERIAL#: NA
Colors from Munsell Soil Color Chart, Rev ~~Hue 2.5Y 6/2~~ 1994 REVED.

ELEVATION	DEPTH (Feet)	USCS	CLASSIFICATION OF MATERIALS	SPT DATA (0.5 Feet)	MONITORING (PPM/CPM)	REMARKS (Sample IDs/Depths/Core Box/Etc.)
	1	SM	Fine SAND (SM), trace Silt, light Brownish Gray 2.5Y6/2, soft, moist, non plastic. Trace organic material.	NA	NA	B12SS-Ø34-5Ø42-5Ø for Hex Cr + Total Cr @1450
			Terminated Boring at 1' BGS. BORING COMPLETE USING A 3" SS HAND Auger			

COMMENTS / SKETCH

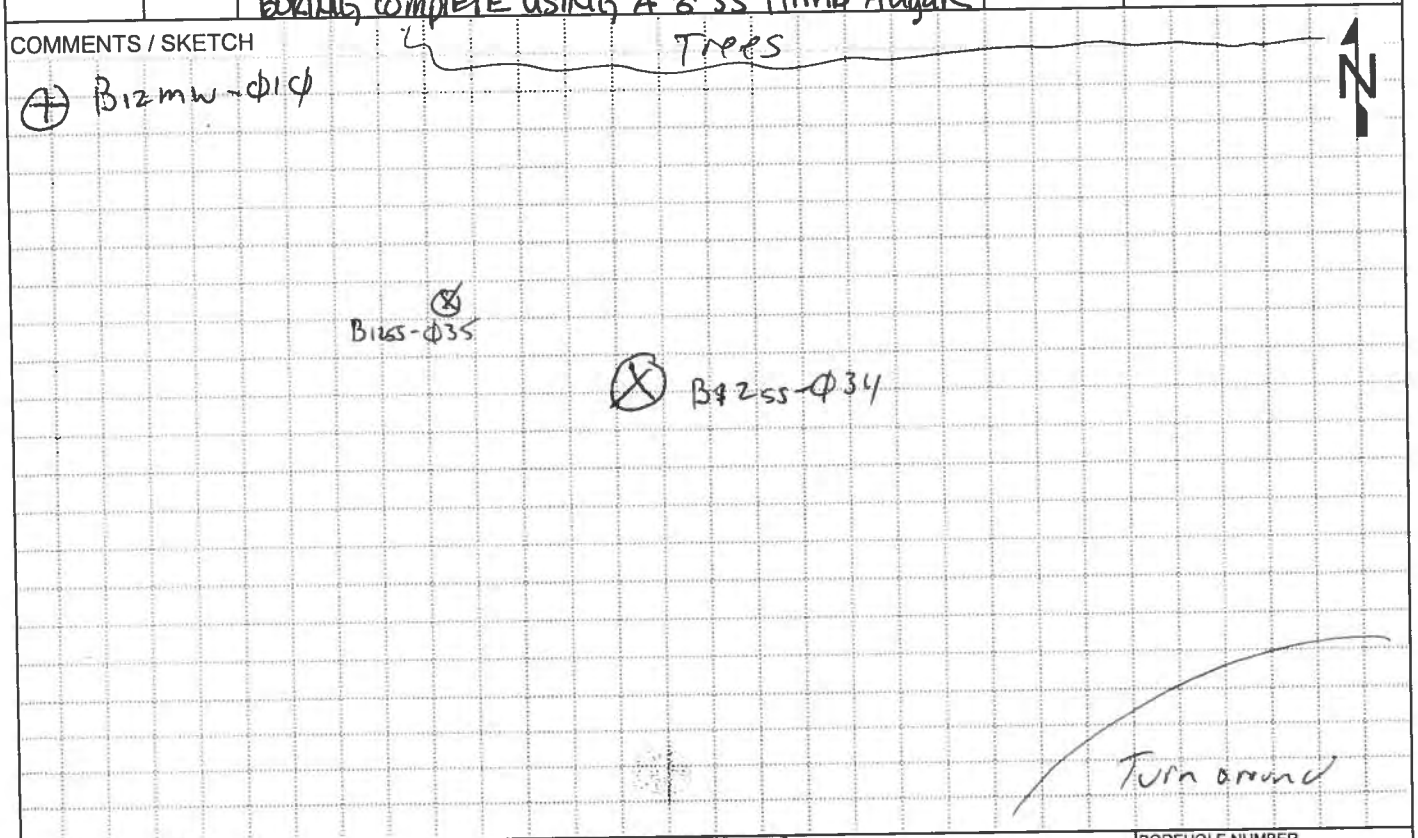

GEOLOGIST SIGNATURE/DATE: 2/16/1Ø

QA/QC SIGNATURE/DATE: 2/16/1Ø

BOREHOLE NUMBER: B12SS-Ø34.

HTRW DRILLING LOG (continued)

DISTRICT	BOREHOLE NUMBER
USACE - Louisville	B12SS-Φ35

1. COMPANY NAME	2. DRILLING SUBCONTRACTOR	SHEET 1 OF 1
SAIC	NA	

3. PROJECT RVAAP PBA08 RI

4. LOCATION RVAAP 8451 State Route 5 Ravenna, OH 44266

5. NAME OF DRILLER Emily Cunningham

6. DIRECTION OF BOREHOLE ☑ VERTICAL ☐ INCLINED DEGREES

7. NOTES PID MAKE/MODEL: NA PID SERIAL#: NA Colors from Munsell Soil Color Chart, Rev ~~HR 10YR 6/2~~ 1994 REVISED.

WATER LEVEL MAKE/MODEL: WATER LEVEL SERIAL#:

ELEVATION	DEPTH (Feet)	USCS	CLASSIFICATION OF MATERIALS	SPT DATA (0.5 Feet)	MONITORING (PPM/CPM)	REMARKS (Sample IDs/Depths/Core Box/Etc.)
	0	SM	Fine SAND (SM), Trace Silt, Trace Clay, light Brownish Grey 10YR 6/2, soft, damp, non-plastic.	NA	NA	B12SS-Φ35-SO43-SO @1500 Hex Cr. Total Cr.
	1		Terminated Boring at 1' BGS BORING COMPLETE USING A 3" SS HAND AUGER			

COMMENTS / SKETCH

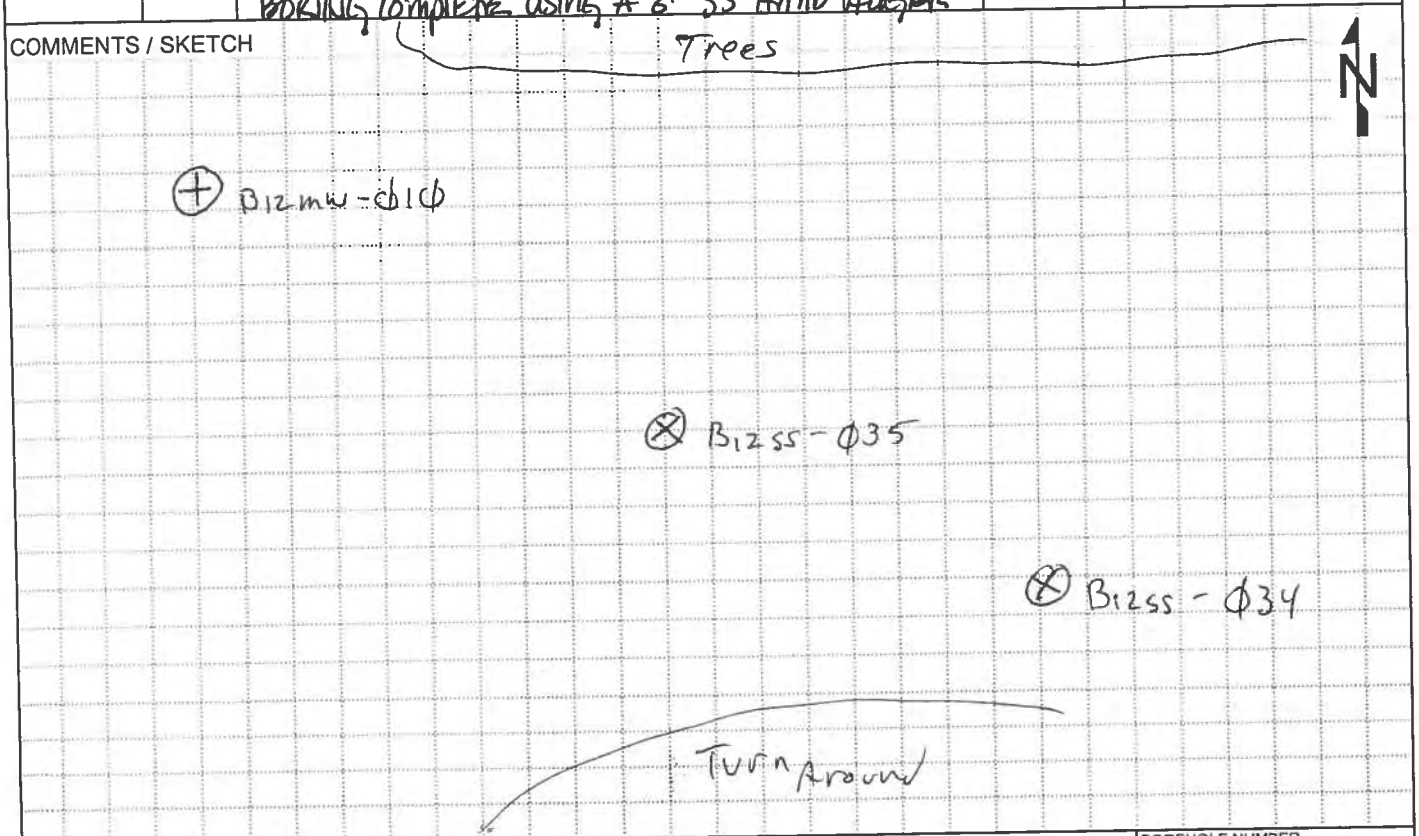

GEOLOGIST SIGNATURE/DATE	QA/QC SIGNATURE/DATE	BOREHOLE NUMBER
2/16/16	2/16/16	B12SS-Φ35

THIS PAGE INTENTIONALLY LEFT BLANK.

Incremental Sampling Method (ISM)
(formerly Multi-incremental)
Surface Soil Samples

THIS PAGE INTENTIONALLY LEFT BLANK.

RVAAP - Multi-Incremental (MI) Field Form

SHEET 1 OF 1

SAIC — From Science to Solutions

USACE - Louisville
RVAAP PBA 2008 RI

RVAAP 8451 State Rt. 5
Ravenna, OH 44266

1. Sample Team: Steve Visocky, Ryan Laurich

2. Location ID: B12SS-0036M

3. Revised Coordinates Recorded: NA

4. Sample ID: B12SS-0036M-5038-SO

5. Sample Date and Time: 2/16/10 1030

6. Dupe ID: NA

7. Split ID: NA

8. MI Equipment Used: SS Push Probe, SS Bowl/Spoon

9. MS/MSD Collected: NA

10. Activities in the Area: None

11. Soil Description and Field Notes:

Dk. Grayish Brown 10YR 4/2 - Fine SAND, (SM), Trace Silt, Trace Clay, Light brownish Gray 2.5Y 6/2, Soft, Damp, Non plastic, Trace organic material, roots present.

Overcast, Snow, 22°F

12. Location Sketch/Comments (not to scale):

30% wooded, 20% Brush 50% open field

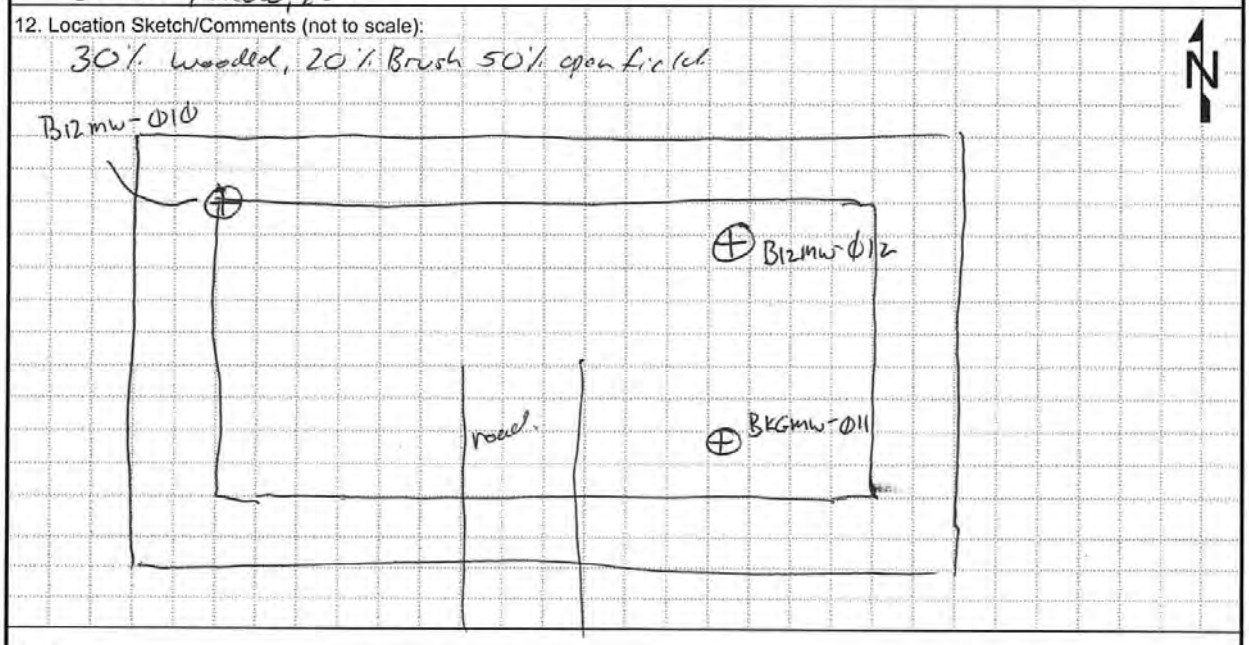

13. MI Soil Analyses: ☒ EXPLOSIVES ☒ TAL METALS ☐ SVOCs ☒ PAHs ☐ OTHER _____
☐ FULL SUITE (VOCs, SVOCs, Metals, Explosives, Propellants, Pesticides, PCBs)

Recorded By: Steve Visocky 2/16/10 (Signature and Date)

QC Checked By: 2/24/2010 (Signature and Date)

SAIC From Science to Solutions	RVAAP - Multi-Incremental (MI) Field Form		SHEET 1 OF 1
	USACE - Louisville RVAAP PBA 2008 RI	RVAAP 8451 State Rt. 5 Ravenna, OH 44266	1. Sample Team: Steve Visocky Ryan Lourich, Emily Cunningham

2. Location ID: B1255-037M	3. Revised Coordinates Recorded: NA
4. Sample ID: B1255-037M-5039-SO	5. Sample Date and Time: 2/16/10 1417
6. Dupe ID: B1255-037M-6049-FD	7. Split ID: B1255-037M-6048-QA
8. MI Equipment Used: SS push Probe, SS Bowl/Spoon ~~B1255-037M-6048-QA~~ SV	9. MS/MSD Collected: NA 10. Activities in the Area: None

11. Soil Description and Field Notes:

CLAY (CL), Little Fine Sand, Trace Silt, Trace Fine Gravel, Dark Gray 1 for Gley to Light Brownish Gray 10YR 6/2, Soft, damp, non plastic, organic material, Swampy odor.

100% wooded, Ditch/Stream down the center of MI Area. Ditch/Stream Frozen. Overcast, snow, 27°F

12. Location Sketch/Comments (not to scale):

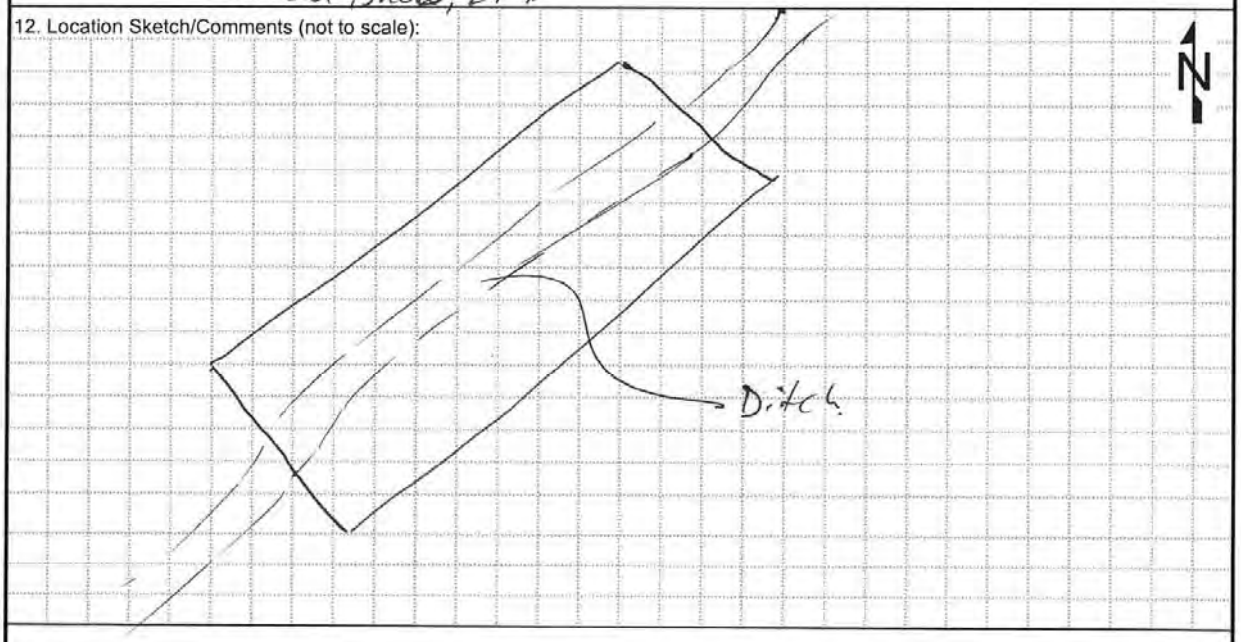

13. MI Soil Analyses:

☒ EXPLOSIVES ☒ TAL METALS ☐ SVOCs ☒ PAHs ☐ OTHER _____

☐ FULL SUITE (VOCs, SVOCs, Metals, Explosives, Propellants, Pesticides, PCBs)

Recorded By: Steve Visocky 2/16/2010 (Signature and Date)

QC Checked By: [signature] 2/26/2010 (Signature and Date)

RVAAP - Multi-Incremental (MI) Field Form

SHEET 1 OF 1

SAIC — From Science to Solutions

USACE - Louisville
RVAAP PBA 2008 RI

RVAAP 8451 State Rt. 5
Ravenna, OH 44266

1. Sample Team: Steve Visocky, Ryan Lavrich

2. Location ID: B12SS-0038M

3. Revised Coordinates Recorded: NA

4. Sample ID: B12SS-0038M-5040-SO

5. Sample Date and Time: 2/16/10 1310

6. Dupe ID: NA

7. Split ID: NA

8. MI Equipment Used: NA

9. MS/MSD Collected: NA

10. Activities in the Area: None

11. Soil Description and Field Notes:

Fine SAND (ML), Little - some Silt, Trace Clay, Trace Gravel, Light Brownish gray 10YR 6/2, Soft, Moist, nonplastic, Earthy odor, roots present, Very dark grayish brown 10YR 3/2 organic material.

Overcast, snow, 29°F

12. Location Sketch/Comments (not to scale):

98% wooded 2% open field

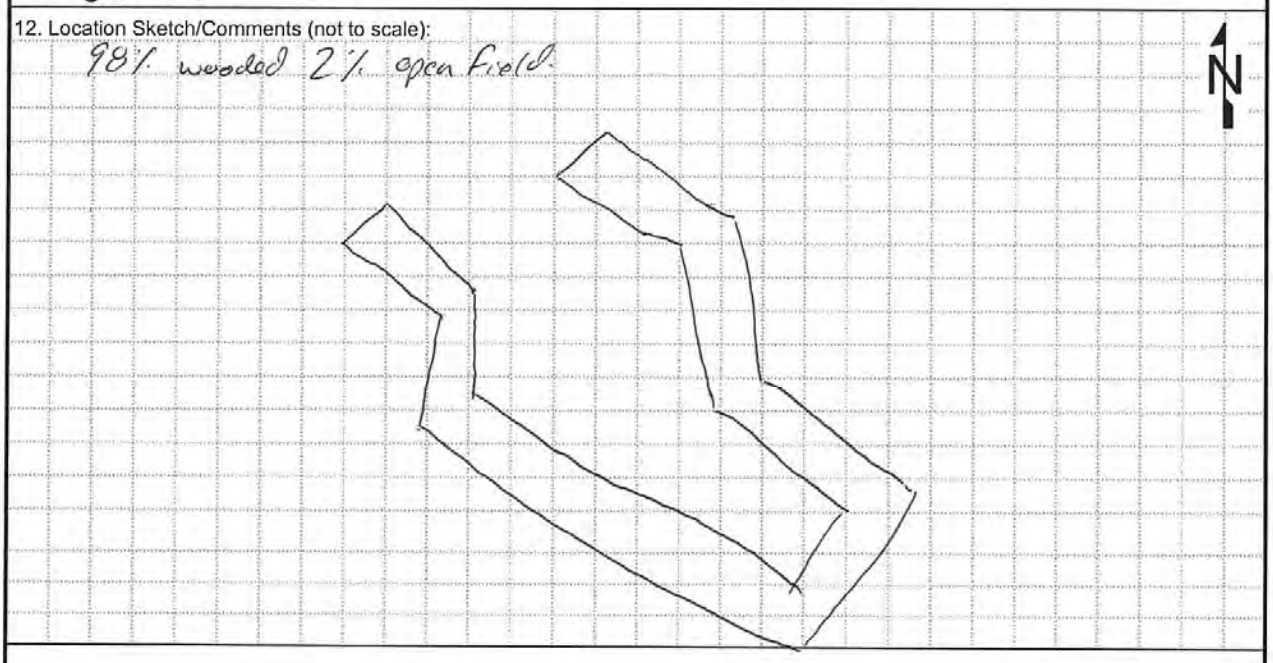

13. MI Soil Analyses:

☐ EXPLOSIVES ☐ TAL METALS ☐ SVOCs ☐ PAHs ☐ OTHER _____

☒ FULL SUITE (VOCs, SVOCs, Metals, Explosives, Propellants, Pesticides, PCBs)

Recorded By: Steve Visocky 2/16/10 (Signature and Date)

QC Checked By: [signature] 2/26/2010 (Signature and Date)

THIS PAGE INTENTIONALLY LEFT BLANK.

Soil Boring Samples

THIS PAGE INTENTIONALLY LEFT BLANK.

HTRW DRILLING LOG

DISTRICT: USACE - Louisville		BOREHOLE NUMBER: B12SD-027
1. COMPANY NAME: SAIC	2. DRILLING SUBCONTRACTOR: Frontz Drilling	SHEET 1 OF 2
3. PROJECT: RVAAP PBA08 RI	4. LOCATION: RVAAP 8451 State Route 5 Ravenna, OH 44266	
5. NAME OF DRILLER: JEREMY LECKRONE; FRONTZ	6. MAKE/MODEL OF DRILL: Geoprobe 6620 DT	
7. SIZES AND TYPES OF SAMPLING EQUIPMENT: 3" HAND AUGER; 1.5"x4' LONG ACETATE LINER; 2" DUAL TUBE	8. BOREHOLE LOCATION: SG 5687.1749; 2371325.1852	
	9. SURFACE ELEVATION/DATUM: NA	
	10. DRILL DATE/TIME: STARTED: 02/23/10 COMPLETED: 02/23/10	
	15. DEPTH GROUNDWATER ENCOUNTERED: NA	
	16. DEPTH TO WATER/ELAPSED TIME AFTER BOREHOLE COMPLETION: NA	
12. OVERBURDEN THICKNESS: 3FT		
13. DEPTH DRILLED INTO BEDROCK: NA	17. OTHER WATER LEVEL MEASUREMENTS (INLCLUDE DATE/TIME): NA	
14. TOTAL DEPTH OF BOREHOLE: 3.0 FT		
18. GEOTECHNICAL SAMPLES: UNDISTURBED: NA DISTURBED: NA	19. TOTAL NUMBER OF CORE BOXES: NA	
20. CHEMICAL SAMPLES: CHEM: EXPL/MET/PAH RAD: NA OTHER: NA	21. TOTAL CORE RECOVERY %: NA	
22. DISPOSITION OF BOREHOLE: DATE STARTED/INSTALLED: 02/23/10; 0843	DATE COMPLETED/ABANDONED: 02/23/10; 0945	

BACKFILL TYPE: ☐ GROUT ☑ BENTONITE ☐ TEMPORARY WELL POINT ☐ MONITORING WELL

23. NOTES: BKG: ≤ Background; BGS: Below Ground Surface; CPM: Counts per Minute; PPM: Parts per Million; ▽: First Water Encountered; ▼: Static Water Level; NA: Not Applicable

LOCATION SKETCH/COMMENTS — **SCALE:** None

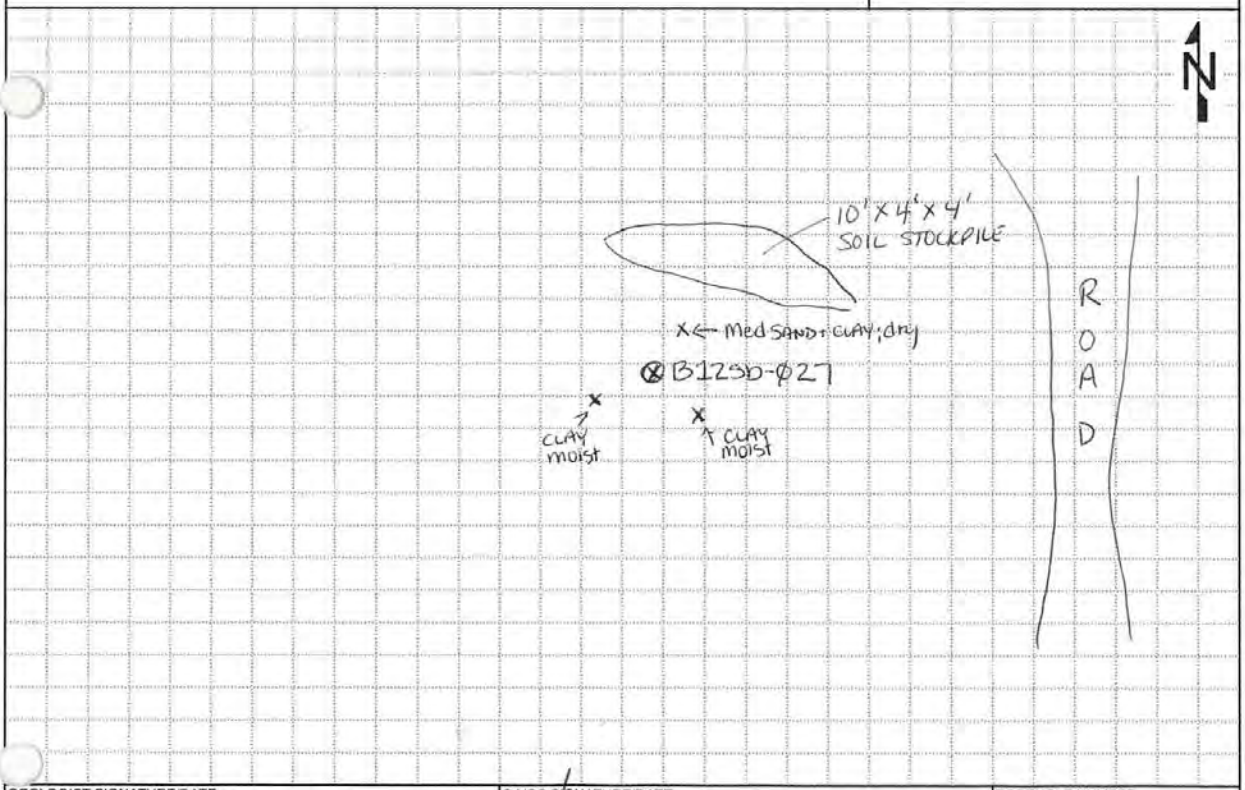

GEOLOGIST SIGNATURE/DATE	QA/QC SIGNATURE/DATE	BOREHOLE NUMBER
Amanda Frontz 02/23/10	03/02/2010	B12SD-027

US Army Corps of Engineers
Louisville District

SAIC From Science to Solutions

RVAAP 13
Building 1200
B12sb-027

RVAAP PBA 2008 Remedial Investigation
Ravenna Army Ammunition Plant
8451 State Route 5
Ravenna, Ohio 44266
Portage County

Start Date	: 02/23/10; 0843
End Date	: 02/23/10; 0945
Northing Coord.	: 565687.1749
Easting Coord.	: 2371325.1852
Total Depth of Boring	: 3.0 ft

Drilling Company	: Frontz Drilling
Driller	: Jeremy Leckrone
Designation of Drill	: Geoprobe 6620DT
Type of Drill Rig	: Direct Push Technology
Geologist	: Amanda Trenton
Oversight Company	: SAIC
Borehole Diameter	: 2"
Sampling Equipment	: 1.5" x 4' Long Acetate Liner
	: 2" x 4' Dual Tube
	: 3" Hand Auger

Depth in feet	USCS Symbol	USCS Graphic	Description	Analyses	Recovery	Collection Interval	Comments
0	SP		(0.0' - 0.75') Medium to coarse grained SAND (SP); some Gravel, 1/4" - 1.0", subrounded; 10YR5/3 brown; loose; moist to wet (from surface snowmelt); nonplastic; trace fine slag; some organic debris throughout.	B12sb-027-5083-SO and MS/MSD collected from 0.0' - 1.0' on 02/23/10 at 0903 for Explosives, TAL Metals + Hg, and PAHs.	1.0'/1.0'		Soil Color Chart Munsell 2000 Rev. Ed.
1	CL		(0.75' - 2.75') CLAY (CL); little Silt; trace fine Gravel; 2.5Y5/4 light olive brown; soft; highly plastic.				
2			(2.0' - 2.75') Color is 10YR5/1 gray with 7.5YR5/6 strong brown mottling; stiffness increases with depth.	B12sb-027-5084-SO collected from 1.0' - 3.0' on 02/23/10 at 0945 for Explosives, TAL Metals + Hg, and PAHs.	1.55'/2.0'		
3	SS		(2.75' - 3.0') Weathered SANDSTONE (SS); 2.5Y5/4 light olive brown; dry; brittle.				
4			Boring terminated at 3.0 ft bgs. Bedrock refusal.				Coordinate System: NAD 83
5							

Boring backfilled with sodium bentonite chips and hydrated.
0.0' - 1.0' sampled using a 3" hand auger and triangular subsample procedure for explosives as presented in Section 4.5.2.1.1 of the Facility-Wide SAP.
Samples were composited and homegenized for all analyses.

B12sb-027

HTRW DRILLING LOG

DISTRICT: USACE - Louisville		BOREHOLE NUMBER: B12SD-028
1. COMPANY NAME: SAIC	2. DRILLING SUBCONTRACTOR: Frontz Drilling	SHEET 1 OF 2
3. PROJECT: RVAAP PBA028 BI	4. LOCATION: RVAAP 8451 State Route 5 Ravenna, OH 44266	
5. NAME OF DRILLER: JEREMY LECKRONE	6. MAKE/MODEL OF DRILL: Geoprobe 7822DT	
7. SIZES AND TYPES OF SAMPLING EQUIPMENT: 3" HAND AUGER; 1.5" x 4' LONG ACETATE LINER; 2" DUAL TUBE	8. BOREHOLE LOCATION: 5x5752.9433; 2371364.9824	
	9. SURFACE ELEVATION/DATUM: NA	
	10. DRILL DATE/TIME: 02/23/10 STARTED: 1005 COMPLETED: 1045	
	15. DEPTH GROUNDWATER ENCOUNTERED: NA	
	16. DEPTH TO WATER/ELAPSED TIME AFTER BOREHOLE COMPLETION: NA	
12. OVERBURDEN THICKNESS: 3.0 FT		
13. DEPTH DRILLED INTO BEDROCK: NA	17. OTHER WATER LEVEL MEASUREMENTS (INLCLUDE DATE/TIME): NA	
14. TOTAL DEPTH OF BOREHOLE: 3.0 FT		
18. GEOTECHNICAL SAMPLES: UNDISTURBED: NA DISTURBED: NA	19. TOTAL NUMBER OF CORE BOXES: NA	
20. CHEMICAL SAMPLES: CHEM: FULL SUITE RAD: NA OTHER: NA	21. TOTAL CORE RECOVERY %: NA	
22. DISPOSITION OF BOREHOLE: DATE STARTED/INSTALLED: 02/23/10; 1005 DATE COMPLETED/ABANDONED: 02/23/10; 1045		
BACKFILL TYPE: ☐ GROUT ☑ BENTONITE ☐ TEMPORARY WELL POINT ☐ MONITORING WELL		

23. NOTES: BKG: ≤ Background; BGS: Below Ground Surface; CPM: Counts per Minute; PPM: Parts per Million; ▽: First Water Encountered; ▼: Static Water Level; NA: Not Applicable

LOCATION SKETCH/COMMENTS — **SCALE:** None

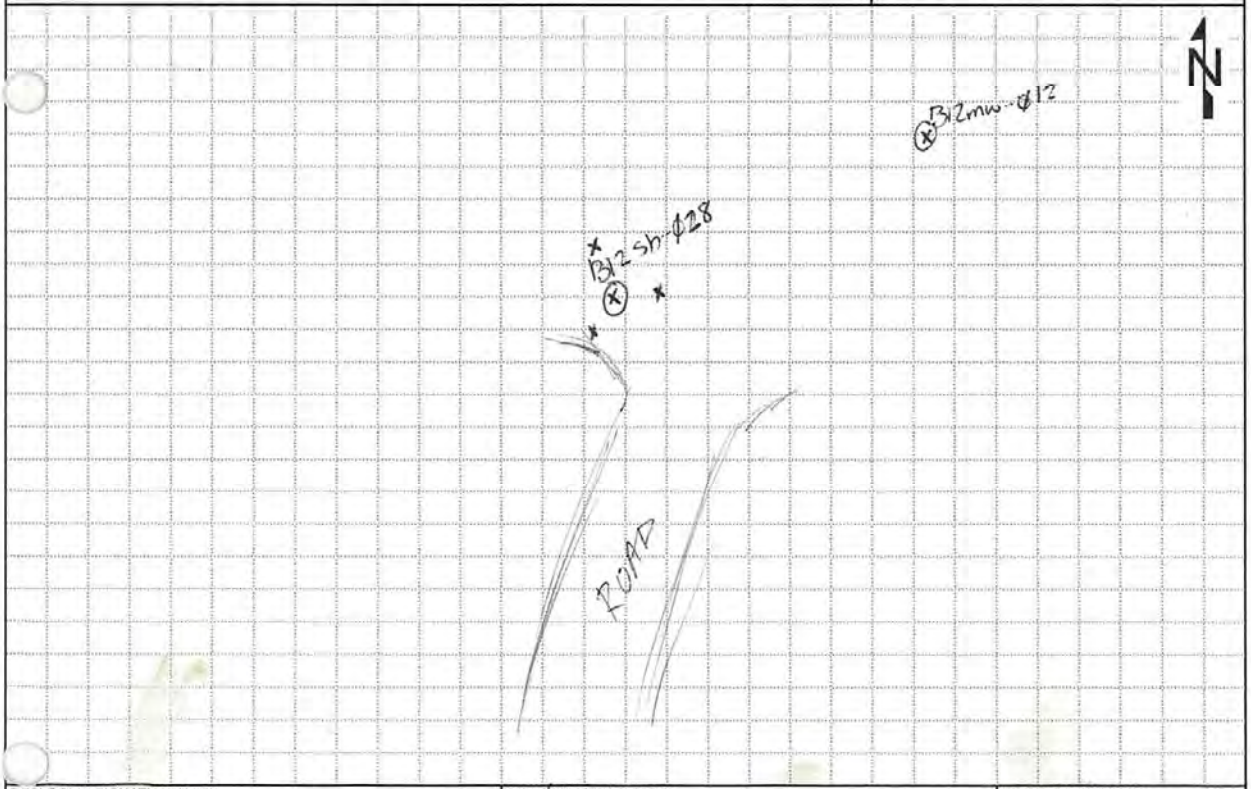

GEOLOGIST SIGNATURE/DATE	QA/QC SIGNATURE/DATE	BOREHOLE NUMBER
Amanda Trenton 02/23/10	03/02/2010	B12SD-028

US Army Corps of Engineers
Louisville District

SAIC From Science to Solutions

RVAAP 13
Building 1200
B12sb-028

RVAAP PBA 2008 Remedial Investigation
Ravenna Army Ammunition Plant
8451 State Route 5
Ravenna, Ohio 44266
Portage County

Start Date	: 02/23/10; 1005
End Date	: 02/23/10; 1045
Northing Coord.	: 565752.9433
Easting Coord.	: 2371364.9824
Total Depth of Boring	: 3.0 ft

Drilling Company	: Frontz Drilling
Driller	: Jeremy Leckrone
Designation of Drill	: Geoprobe 6620DT
Type of Drill Rig	: Direct Push Technology
Geologist	: Amanda Trenton
Oversight Company	: SAIC
Borehole Diameter	: 2"
Sampling Equipment	: 1.5" x 4' Long Acetate Liner
	: 2" x 4' Dual Tube
	: 3" Hand Auger

Depth in feet	USCS Symbol	USCS Graphic	Description	Analyses	Recovery	Collection Interval	Comments
0	CL		(0.0' - 0.5') CLAY (CL); some Silt; little fine grained Sand; trace Gravel, 1/4", subangular; 10YR4/3 brown; soft; moist to wet from surface snow melt; medium plastic; some organics (roots, leaves).	B12sb-028-5087-SO collected from 0.0' - 1.0' on 02/23/10 at 1025 for VOCs, SVOCs, PCBs, Pesticides, Explosives, Propellants, and TAL Metals + Hg.	1.0'/1.0'		Soil Color Chart Munsell 2000 Rev. Ed.
1			(0.5' - 1.5') Coarse Gravel FILL; some Sand; fining downward; 10YR4/3 brown; moist to wet.				
2	SS		(1.5' - 2.4') Weathered SANDSTONE (SS); 10YR6/8 brownish yellow; dry; crumbly. (1.75' - 2.1') 4/N Dark gray (2.1' - 2.4') 8/1 Light greenish gray	B12sb-028-5088-SO collected from 1.0' - 3.0' on 02/23/10 at 1045 for VOCs, SVOCs, PCBs, Pesticides, Explosives, Propellants, and TAL Metals + Hg.	1.9'/2.0'		
	CL		(2.4' - 2.75') CLAY (CL); little Silt; 10YR4/2 dark grayish brown with 10YR5/6 yellowish brown mottling; stiff; dry to damp; medium plasticity.				
3	SS		(2.75' - 3.0') Weathered SANDSTONE (SS); 10YR5/6 yellowish brown and 2.5Y5/4 light olive brown; hard; dry.				
			Boring terminated at 3.0 ft bgs. Bedrock refusal.				Coordinate System: NAD 83
4							
5							

Boring backfilled with sodium bentonite chips and hydrated.
0.0' - 1.0' sampled using a 3" hand auger and triangular subsample procedure for explosives and propellants as presented in Section 4.5.2.1.1 of the Facility-Wide SAP.
Samples were composited and homogenized for all analyses except VOCs.

B12sb-028

HTRW DRILLING LOG

	DISTRICT: USACE - Louisville	BOREHOLE NUMBER: B12SB-029
1. COMPANY NAME: SAIC	2. DRILLING SUBCONTRACTOR: Frontz Drilling	SHEET 1 OF 2

3. PROJECT: RVAAP PBA08 RI	4. LOCATION: RVAAP 8451 State Route 5 Ravenna, OH 44266
5. NAME OF DRILLER: FRONTZ DRILLING - JEREMY LEFEVRE	6. MAKE/MODEL OF DRILL: Geoprobe 6620
7. SIZES AND TYPES OF SAMPLING EQUIPMENT: 3" SHELBY TUBE; 4 1/4" ID HOLLOW STEM AUGERS	8. BOREHOLE LOCATION: 565739.44 ; 2357411.56
	9. SURFACE ELEVATION/DATUM: NAD83
	10. DRILL DATE/TIME (02/23/10) STARTED: 1253 COMPLETED: 1338
	15. DEPTH GROUNDWATER ENCOUNTERED: NA
	16. DEPTH TO WATER/ELAPSED TIME AFTER BOREHOLE COMPLETION: NA
12. OVERBURDEN THICKNESS: ~2.5 FT	
13. DEPTH DRILLED INTO BEDROCK: NA	17. OTHER WATER LEVEL MEASUREMENTS (INLCLUDE DATE/TIME): NA
14. TOTAL DEPTH OF BOREHOLE: 2.5 FT	

18. GEOTECHNICAL SAMPLES	UNDISTURBED: X, Shelby	DISTURBED: NA	19. TOTAL NUMBER OF CORE BOXES: NA	
20. CHEMICAL SAMPLES	CHEM: NA	RAD: NA	OTHER: NA	21. TOTAL CORE RECOVERY %: NA
22. DISPOSITION OF BOREHOLE	DATE STARTED/INSTALLED: 02/23/10 ; 1253		DATE COMPLETED/ABANDONED: 02/23/10 ; 1338	

BACKFILL TYPE: ☐ GROUT ☑ BENTONITE ☐ TEMPORARY WELL POINT ☐ MONITORING WELL

23. NOTES: BKG: ≤ Background; BGS: Below Ground Surface; CPM: Counts per Minute; PPM: Parts per Million; ▽ : First Water Encountered; ▼ : Static Water Level; NA: Not Applicable

LOCATION SKETCH/COMMENTS — **SCALE:** None

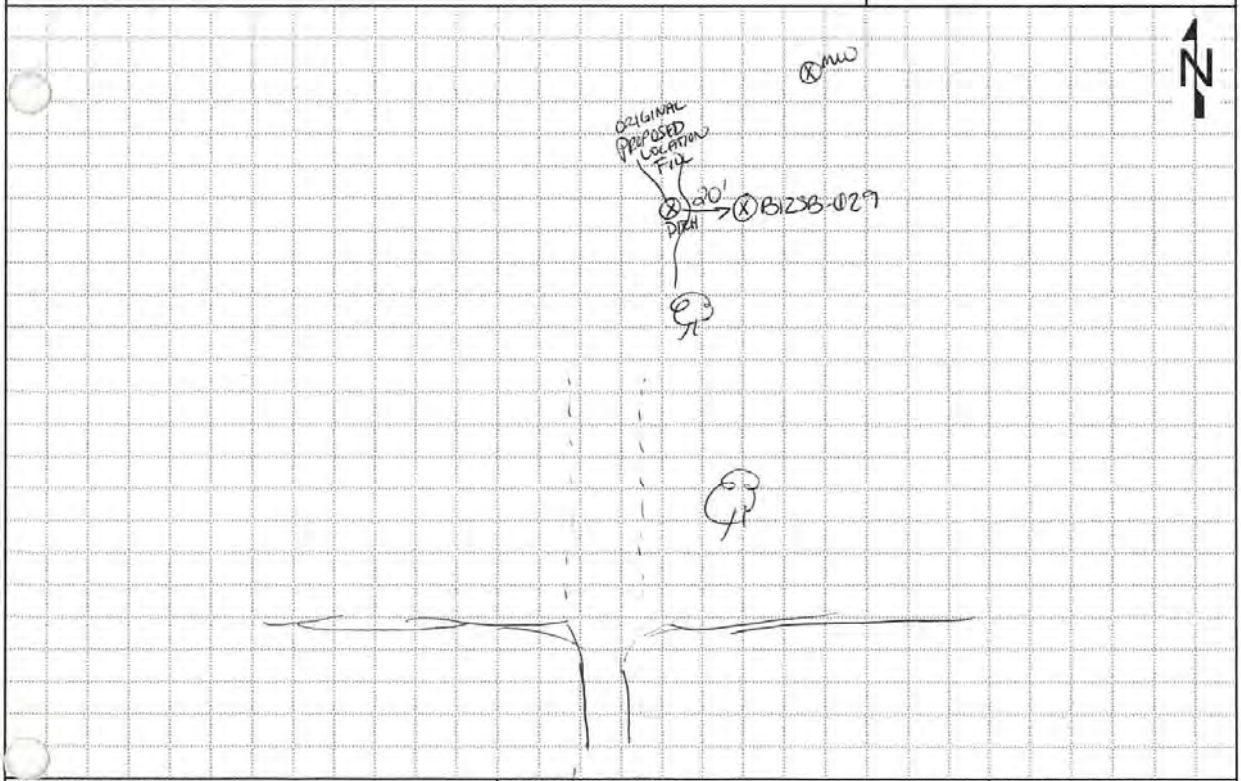

GEOLOGIST SIGNATURE/DATE: Amanda Trenton	QA/QC SIGNATURE/DATE: 03/14/2010	BOREHOLE NUMBER: B12SB-029

US Army Corps of Engineers
Louisville District

SAIC From Science to Solutions

RVAAP-13
Building 1200
B12sb-029

RVAAP PBA 2008 Remedial Investigation
Ravenna Army Ammunition Plant
8451 State Route 5
Ravenna, Ohio 44266
Portage County

Start Date	: 02/23/10; 1253
End Date	: 02/23/10; 1338
Northing Coord.	: 565739.44
Easting Coord.	: 2371411.56
Total Depth of Boring	: 2.3ft

Drilling Company	: Frontz Drilling
Driller	: Jeremy Leckrone
Designation of Drill	: Geoprobe 6620DT
Type of Drill Rig	: Direct Push Technology
Geologist	: Amanda Trenton
Oversight Company	: SAIC
Borehole Diameter	: 8"
Sampling Equipment	: 4.25" Hollow Stem Augers
	: 28" x 3" Shelby Tube
	: 3" Hand Auger

Depth in feet	USCS Symbol	USCS Graphic	Description	Analyses	Recovery	Collection Interval	Comments
0	CL		(0.0' - 0.5') Clay (CL); some Silt; 10YR4/2 dark grayish brown; soft; damp; trace organic material.				Soil Color Chart Munsell 2000 Rev. Ed.
			(0.5' - 2.3') Shelby Tube Collected.	Shelby Tube B12sb-029-5091-SO collected from 0.5' - 2.3' bgs. on 02/23/10 at 1325 for Porosity, Bulk Density, Moisture Content, Total Organic Carbon, Permeability, and Grain Size Fraction Analysis. (Shelby Tube refusal at 2.3')	1.8/2.0		
1							
2							
			Boring terminated at 2.3 ft bgs. Shelby Tube refusal.				
3							
4							
5							Coordinate System: NAD 83

Boring backfilled with sodium bentonite chips and hydrated.
Shelby Tube sealed with wax and capped.

B12sb-029

HTRW DRILLING LOG

DISTRICT	BOREHOLE NUMBER
USACE - Louisville	B125b-030

1. COMPANY NAME	2. DRILLING SUBCONTRACTOR	SHEET 1 OF 2
SAIC	Frontz Drilling	

3. PROJECT	4. LOCATION
RVAAP PBA08 RI	RVAAP 8451 State Route 5 Ravenna, OH 44266
5. NAME OF DRILLER: Jeremy Leckrone	6. MAKE/MODEL OF DRILL: Geoprobe / 6620 DT
7. SIZES AND TYPES OF SAMPLING EQUIPMENT: 3" Hand Auger; 1.5" x 4' Long Acetate Liner; 2" Dual Tube	8. BOREHOLE LOCATION: 565767.17 N / 2371438.40 E
	9. SURFACE ELEVATION/DATUM: NA
	10. DRILL DATE/TIME: 02/23/10 STARTED: 1125 COMPLETED: 1210
	15. DEPTH GROUNDWATER ENCOUNTERED: NA
	16. DEPTH TO WATER/ELAPSED TIME AFTER BOREHOLE COMPLETION: NA
12. OVERBURDEN THICKNESS: 2.8 FT	
13. DEPTH DRILLED INTO BEDROCK: NA	17. OTHER WATER LEVEL MEASUREMENTS (INLCLUDE DATE/TIME): NA
14. TOTAL DEPTH OF BOREHOLE: 2.8 FT	

18. GEOTECHNICAL SAMPLES	UNDISTURBED: NA	DISTURBED: NA	19. TOTAL NUMBER OF CORE BOXES: NA
20. CHEMICAL SAMPLES	CHEM: EXPL/MET/PAH	RAD: NA	OTHER: NA
21. TOTAL CORE RECOVERY %: NA			
22. DISPOSITION OF BOREHOLE	DATE STARTED/INSTALLED: 02/23/10; 1125	DATE COMPLETED/ABANDONED: 02/23/10; 1210	
BACKFILL TYPE: ☐ GROUT ☑ BENTONITE ☐ TEMPORARY WELL POINT ☐ MONITORING WELL			

23. NOTES
BKG: ≤ Background BGS: Below Ground Surface CPM: Counts per Minute PPM: Parts per Million
▽ : First Water Encountered ▼ : Static Water Level NA: Not Applicable

LOCATION SKETCH/COMMENTS **SCALE:** None

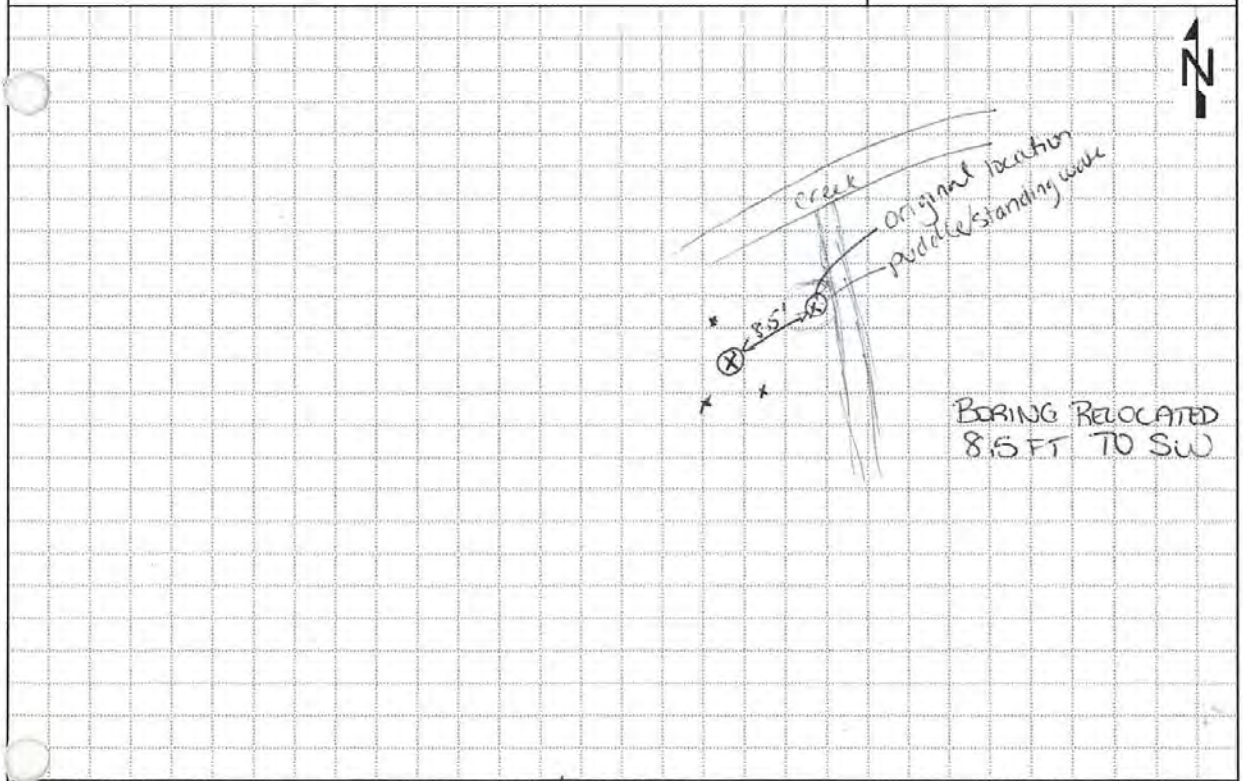

GEOLOGIST SIGNATURE/DATE	QA/QC SIGNATURE/DATE	BOREHOLE NUMBER
Amanda Frontz 02/23/10	03/02/2010	B125b-030

US Army Corps of Engineers
Louisville District

SAIC From Science to Solutions

RVAAP 13
Building 1200
B12sb-030

RVAAP PBA 2008 Remedial Investigation
Ravenna Army Ammunition Plant
8451 State Route 5
Ravenna, Ohio 44266
Portage County

Start Date	: 02/23/10; 1125
End Date	: 02/23/10; 1210
Northing Coord.	: 565767.17
Easting Coord.	: 2371438.40
Total Depth of Boring	: 2.8 ft

Drilling Company	: Frontz Drilling
Driller	: Jeremy Leckrone
Designation of Drill	: Geoprobe 6620DT
Type of Drill Rig	: Direct Push Technology
Geologist	: Amanda Trenton
Oversight Company	: SAIC
Borehole Diameter	: 2"
Sampling Equipment	: 1.5" x 4' Long Acetate Liner
	: 2" x 4' Dual Tube
	: 3" Hand Auger

Depth in feet	USCS Symbol	USCS Graphic	Description	Analyses	Recovery	Collection Interval	Comments
0	CL		(0.0' - 0.7') CLAY (CL); some Silt; 10YR4/2 dark grayish brown; soft; damp; high plasticity; trace organic matter from 0.0' - 0.15'.	B12sb-030-5093-SO, B12sb-030-6076-FD, and B12sb-030-6078-QA collected from 0.0' - 1.0' on 02/23/10 at 1140 for Explosives, TAL Metals + Hg, and PAHs.	1.0'/1.0'		Soil Color Chart Munsell 2000 Rev. Ed.
1	CL		(0.7' - 1.8') CLAY (CL); some Silt; trace Gravel; 2.5Y6/3 light yellowish brown with 10YR6/3 yellowish brown mottling; medium stiff; damp; medium plastic. (1.5' - 1.8') Clay is 2.5Y6/2 light grayish brown with 7.5YR5/8 strong brown mottling.				
2	SS		(1.8' - 2.0') Weathered SANDSTONE fragments (SS); 10YR6/8 brownish yellow; dry; crumbly; 1/4" - 1.25".	B12sb-030-5094-SO collected from 1.0' - 2.8' on 02/23/10 at 1210 for for Explosives, TAL Metals + Hg, and PAHs.	A 1.7'/1.8'		
	CL		(2.0' - 2.4') CLAY (CL); trace Sandstone fragments; 10YR4/1 dark gray with 7.5YR4/6 strong brown mottling; stiff; damp to dry; medium plasticity.		B 1.4'/1.8'		
	SS		(2.4' - 2.8') Weathered SANDSTONE (SS); 10YR5/6 yellowish brown and 2.5Y8/1 white; hard; dry; fractured.				
3			Boring terminated at 2.8 ft bgs. Bedrock refusal.				Coordinate System: NAD 83
4							
5							

Boring backfilled with sodium bentonite chips and hydrated.
0.0' - 1.0' sampled using a 3" hand auger and triangular subsample procedure for explosives and propellants as presented in Section 4.5.2.1.1 of the Facility-Wide SAP.
Samples were composited and homogenized for all analyses.
Twin boreholes were drilled to obtain volume required for analyses.

B12sb-030

HTRW DRILLING LOG

DISTRICT	BOREHOLE NUMBER
USACE - Louisville	B12Sb-031

1. COMPANY NAME	2. DRILLING SUBCONTRACTOR	SHEET 1 OF 2
SAIC	Frontz Drilling	

3. PROJECT: RVAAP PBA08 RI
4. LOCATION: RVAAP 8451 State Route 5 Ravenna, OH 44266
5. NAME OF DRILLER: JEREMY LECKRONE
6. MAKE/MODEL OF DRILL: ~~Geoprobe~~ NA
7. SIZES AND TYPES OF SAMPLING EQUIPMENT: 3" HAND AUGER
8. BOREHOLE LOCATION: 565895.6184 ; 2371965.2242
9. SURFACE ELEVATION/DATUM: NA
10. DRILL DATE/TIME: STARTED: 02/23/10; 1510 COMPLETED: 02/23/10; 1535
15. DEPTH GROUNDWATER ENCOUNTERED: NA
16. DEPTH TO WATER/ELAPSED TIME AFTER BOREHOLE COMPLETION: NA
12. OVERBURDEN THICKNESS: 1.8 FT
13. DEPTH DRILLED INTO BEDROCK: NA
14. TOTAL DEPTH OF BOREHOLE: 1.8 FT
17. OTHER WATER LEVEL MEASUREMENTS (INLCLUDE DATE/TIME): NA
18. GEOTECHNICAL SAMPLES: UNDISTURBED: NA DISTURBED: NA
19. TOTAL NUMBER OF CORE BOXES: NA
20. CHEMICAL SAMPLES: CHEM: EXPL/METALS/PAH/RAD: NA OTHER: NA
21. TOTAL CORE RECOVERY %: NA
22. DISPOSITION OF BOREHOLE: DATE STARTED/INSTALLED: 02/23/10 ; 1510 DATE COMPLETED/ABANDONED: 02/23/10 ; 1535
BACKFILL TYPE: ☐ GROUT ☑ BENTONITE ☐ TEMPORARY WELL POINT ☐ MONITORING WELL
23. NOTES: BKG: ≤ Background BGS: Below Ground Surface CPM: Counts per Minute PPM: Parts per Million
▽ : First Water Encountered ▼ : Static Water Level NA: Not Applicable

LOCATION SKETCH/COMMENTS — **SCALE:** None

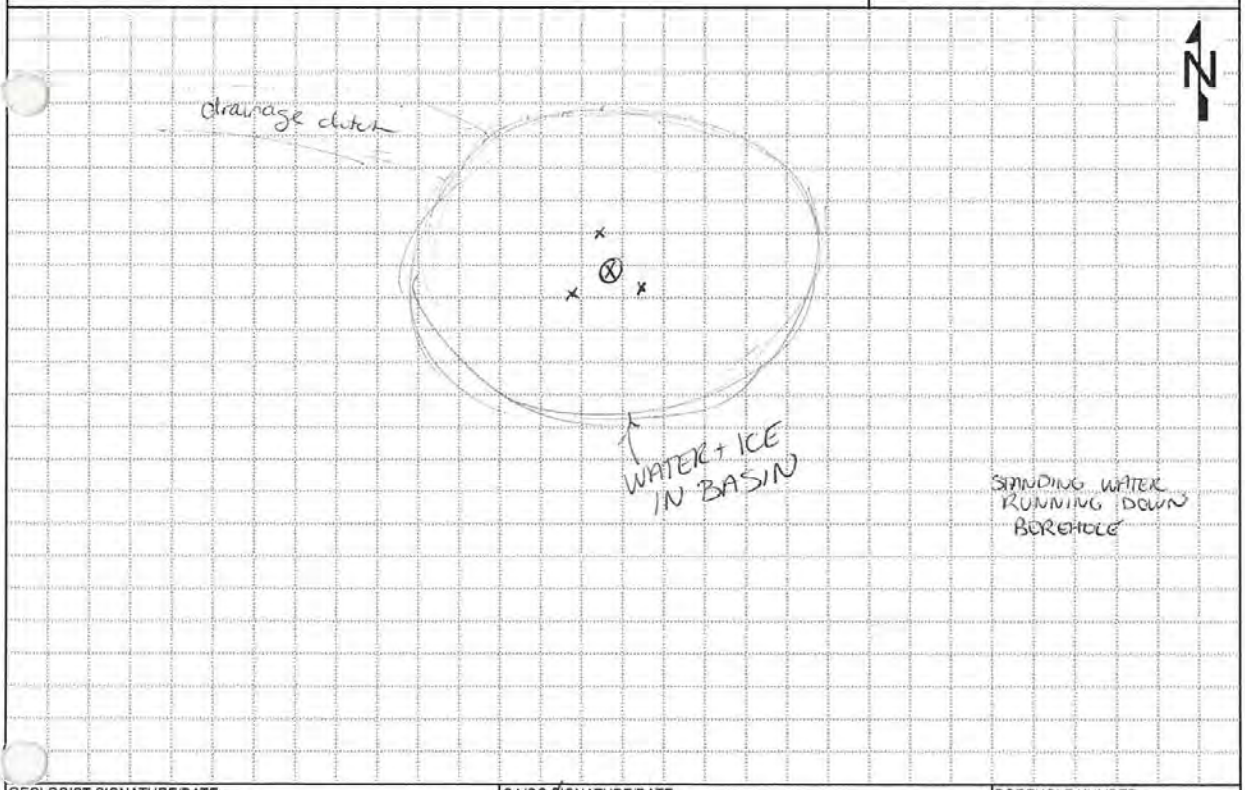

GEOLOGIST SIGNATURE/DATE	QA/QC SIGNATURE/DATE	BOREHOLE NUMBER
Amanda Frentz 02/23/10	03/02/2010	B12Sb-031

US Army Corps of Engineers
Louisville District

SAIC From Science to Solutions

RVAAP 13
Building 1200
B12sb-031

RVAAP PBA 2008 Remedial Investigation
Ravenna Army Ammunition Plant
8451 State Route 5
Ravenna, Ohio 44266
Portage County

Start Date	: 02/23/10; 1510
End Date	: 02/23/10; 1535
Northing Coord.	: 565895.6184
Easting Coord.	: 2371965.2242
Total Depth of Boring	: 1.8 ft

Drilling Company	: Frontz Drilling
Driller	: Jeremy Leckrone
Designation of Drill	: Not Applicable
Type of Drill Rig	: Not Applicable
Geologist	: Amanda Trenton
Oversight Company	: SAIC
Borehole Diameter	: 3"
Sampling Equipment	: 3" Hand Auger

Depth in feet	USCS Symbol	USCS Graphic	Description	Analyses	Recovery	Collection Interval	Comments
0	CL		(0.0' - 1.7') CLAY (CL); some fine Gravel, 1/4", subangular; 10YR4/3 brown; very soft to soft; wet from surface water; medium plastic; organic decay odor with organic matter throughout.	B12sb-031-5097-SO collected from 0.0' - 1.0' on 02/23/10 at 1515 for Explosives, TAL Metals + Hg, and PAHs.	1.0'/1.0'		Soil Color Chart Munsell 2000 Rev. Ed.
1			(1.5 - 1.7') Introduction of very fine Sand (SC); Sand content increases with depth.	B12sb-031-5098-SO collected from 1.0' - 1.8' on 02/23/10 at 1535 for Explosives, TAL Metals + Hg, and PAHs.	0.8'/0.8'		
	SW		(1.7' - 1.8') Very fine grained SAND (SW); 10YR4/1 dark gray with 7.5YR4/6 strong brown; loose; dry; nonplastic.				
2			Boring terminated at 1.8 ft bgs. Bedrock refusal.				
3							
4							
5							Coordinate System: NAD 83

Boring backfilled with sodium bentonite chips and hydrated.
0.0' - 1.0' sampled using a 3" hand auger and triangular subsample procedure for explosives and propellants as presented in Section 4.5.2.1.1 of the Facility-Wide SAP.
Samples were composited and homogenized for all analyses.

B12sb-031

HTRW DRILLING LOG

	DISTRICT: USACE - Louisville	BOREHOLE NUMBER: B12SB-032
1. COMPANY NAME: SAIC	2. DRILLING SUBCONTRACTOR: Frontz Drilling	SHEET 1 OF 2

3. PROJECT: RVAAP PBA08 RI	4. LOCATION: RVAAP 8451 State Route 5 Ravenna, OH 44266
5. NAME OF DRILLER: JEREMY LECKRONE	6. MAKE/MODEL OF DRILL: ~~Geoprobe~~ NA
7. SIZES AND TYPES OF SAMPLING EQUIPMENT: 3" HAND AUGER	8. BOREHOLE LOCATION: 565829.9456; 2372028.8809
	9. SURFACE ELEVATION/DATUM: NA
	10. DRILL DATE/TIME: 02/23/10 STARTED: 1430 COMPLETED: 1455
	15. DEPTH GROUNDWATER ENCOUNTERED: NA
	16. DEPTH TO WATER/ELAPSED TIME AFTER BOREHOLE COMPLETION: NA
12. OVERBURDEN THICKNESS: 2.8 FT BGS	
13. DEPTH DRILLED INTO BEDROCK: NA	17. OTHER WATER LEVEL MEASUREMENTS (INLCLUDE DATE/TIME): NA
14. TOTAL DEPTH OF BOREHOLE: 2.8 FT BGS	

18. GEOTECHNICAL SAMPLES	UNDISTURBED: NA	DISTURBED: NA	19. TOTAL NUMBER OF CORE BOXES: NA
20. CHEMICAL SAMPLES	CHEM: Expl/Met/PAHs RAD: NA	OTHER:	21. TOTAL CORE RECOVERY %: NA
22. DISPOSITION OF BOREHOLE	DATE STARTED/INSTALLED: 02/23/10; 1430	DATE COMPLETED/ABANDONED: 02/23/10; 1455	

BACKFILL TYPE: ☐ GROUT ☑ BENTONITE ☐ TEMPORARY WELL POINT ☐ MONITORING WELL

23. NOTES: BKG: ≤ Background; BGS: Below Ground Surface; CPM: Counts per Minute; PPM: Parts per Million

▽ : First Water Encountered ▼ : Static Water Level NA: Not Applicable

LOCATION SKETCH/COMMENTS — **SCALE:** None

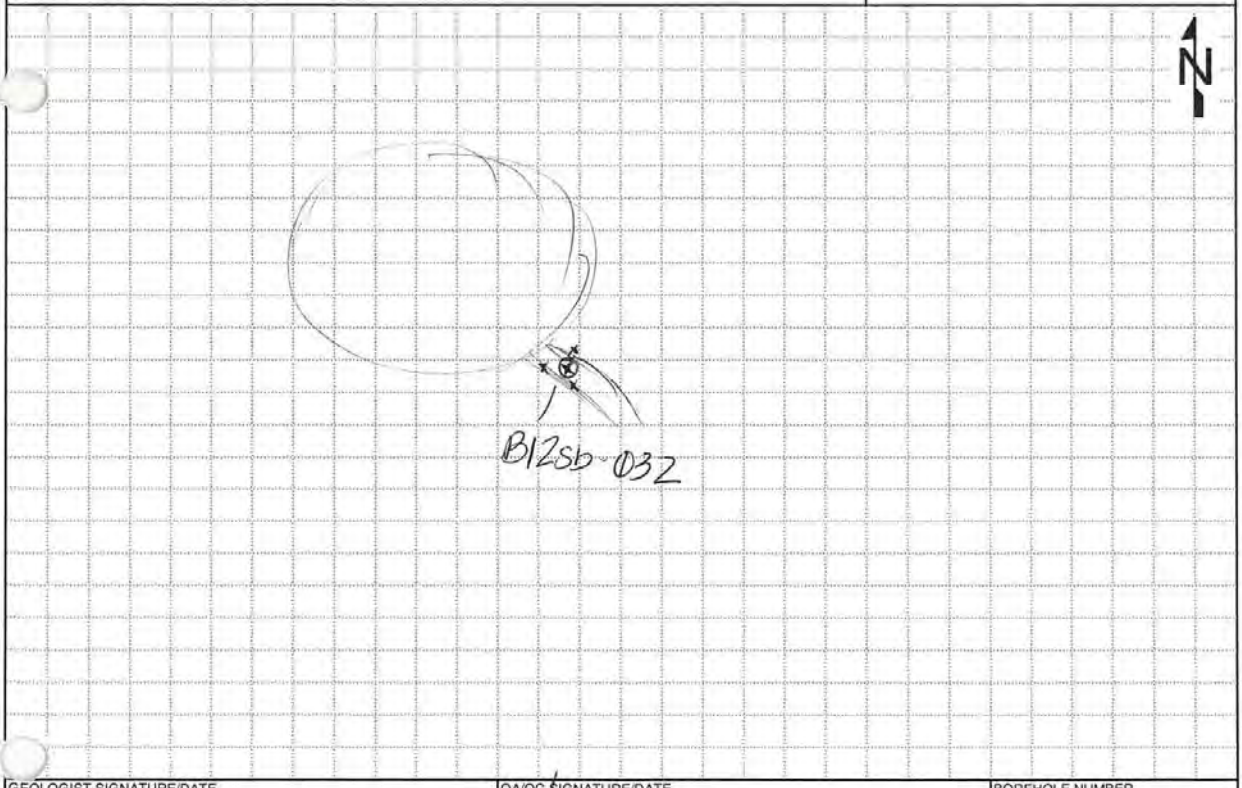

GEOLOGIST SIGNATURE/DATE	QA/QC SIGNATURE/DATE	BOREHOLE NUMBER
Amanda Trenton 02/23/10	03/02/2010	B12Sb-032

US Army Corps of Engineers
Louisville District

SAIC From Science to Solutions

RVAAP 13
Building 1200
B12sb-032

RVAAP PBA 2008 Remedial Investigation
Ravenna Army Ammunition Plant
8451 State Route 5
Ravenna, Ohio 44266
Portage County

Start Date	: 02/23/10; 1430
End Date	: 02/23/10; 1455
Northing Coord.	: 565829.9456
Easting Coord.	: 2372028.8809
Total Depth of Boring	: 2.8 ft

Drilling Company	: Frontz Drilling
Driller	: Jeremy Leckrone
Designation of Drill	: Not Applicable
Type of Drill Rig	: Not Applicable
Geologist	: Amanda Trenton
Oversight Company	: SAIC
Borehole Diameter	: 3"
Sampling Equipment	: 3" Hand Auger

Depth in feet	USCS Symbol	USCS Graphic	Description	Analyses	Recovery	Collection Interval	Comments
0	PT		(0.0' - 0.15') Decaying Organics.				Soil Color Chart Munsell 2000 Rev. Ed.
	CL		(0.15' - 2.8') CLAY (CL); trace fine Gravel, 1/4"; 10YR5/3 brown with 10YR5/6 yellowish brown mottling; very soft; saturated from surface water; high plasticity; organic/anaerobic decay odor; little organic matter throughout.	B12sb-032-5101-SO collected from 0.0' - 1.0' on 02/23/10 at 1435 for Explosives, TAL Metals + Hg, and PAHs.	1.0'/1.0'		
1							
2			2.0' Introduction of Sandstone fragments (SS & CL); 7.5YR5/8 strong brown; stiff; dry; low plasticity.	B12sb-032-5102-SO collected from 1.0' - 2.8' on 02/23/10 at 1455 for Explosives, TAL Metals + Hg, and PAHs.	1.8'/1.8'		
3			Boring terminated at 2.8 ft bgs. Bedrock refusal.				
4							
5							Coordinate System: NAD 83

Boring backfilled with sodium bentonite chips and hydrated.
0.0' - 1.0' sampled using a 3" hand auger and triangular subsample procedure for explosives and propellants as presented in Section 4.5.2.1.1 of the Facility-Wide SAP.
Samples were composited and homogenized for all analyses.

B12sb-032

Asbestos Visual Inspection Report

THIS PAGE INTENTIONALLY LEFT BLANK.

ASBESTOS VISUAL INSPECTION REPORT

AREA OF CONCERN: BUILDING 1200

DATE INSPECTED (MM/DD/YY): 9-26-11 TIME: 1015 - 1115

FIELD OBSERVATIONS ~ description of ACM identified found (if any), initial determination if ACM is friable, approximate location of ACM. If no ACM is identified at the AOC, please note in this section:

mound of dirt with grass and vegetation growing. Further characterization needed. ~~other areas checked~~. No visably discernible suspect material observed in this area

Mound 20x14x4 - Possible Bldg T-4602 Control House Heavy shrubs, grass, and vegetation throughout area obscuring visible inspection of the ground. Former roads, buildings, walk-ways partially to completely overgrown.

INITIAL CORRECT LINE(S)

KRB I HAVE PERFORMED A VISUAL INSPECTION OF LOCATIONS BELIEVED TO POTENTIALLY HAVE ASBESTOS CONTAINING MATERIAL WITHIN THE AREA OF CONCERN. IN THOSE LOCATIONS, THERE WAS NO VISABLY DISCERNABLE ASBESTOS CONTAINING MATERIAL.

_____ I HAVE VISUALY INSPECTED THE RVAAP AOC AND DID NOT IDENTIFY ANY INDICATIONS THAT ASBESTOS CONTAINING MATERIAL WAS PREVIOUSLY DISPOSED AT THE AOC.

_____ I HAVE VISUALY INSPECTED THE RVAAP AOC STATED ABOVE AND IDENTIFIED THE ASBESTOS CONTAINING MATERIAL DESCRIBED IN THE FIELD OBSERVATIONS SECTION.

Keith R Bickel 9-26-11

(Signature) (Date)

KEITH R. BICKEL, CHMM, REP, CAHES

LICENSE NO. ES31476

DIAMOND ENVIRONMENTAL, LLC

THIS PAGE INTENTIONALLY LEFT BLANK.

APPENDIX B

Project Quality Assurance Summary

THIS PAGE INTENTIONALLY LEFT BLANK.

TABLE OF CONTENTS

ATTACHMENT i
ACRONYMS AND ABBREVIATIONS ii

B.0 PROJECT QUALITY ASSURANCE SUMMARY 1
B.1 FIELD QUALITY ASSURANCE 1
B.1.1 Readiness Review 1
B.1.2 Procedures 2
B.1.3 Training 2
B.1.4 Equipment Calibration 2
B.1.5 Quality Control Samples 3
B.1.6 Field Records 3
B.2 ANALYTICAL LABORATORY QUALITY ASSURANCE 3
B.2.1 Readiness Review 3
B.2.2 Procedures 4
B.2.3 Laboratory Quality Control 4
B.2.4 Laboratory Documentation 4
B.2.5 Data Verification/Validation 4
B.3 QUALITY ASSURANCE DOCUMENTATION 5
B.3.1 Field Change Control 5
B.3.2 Nonconformance Reports 5
B.4 REFERENCES 6

ATTACHMENT

Attachment 1. Field Change Requests

ACRONYMS AND ABBREVIATIONS

AOC	Area of Concern
DoD	U.S. Department of Defense
FCR	Field Change Request
FS	Feasibility Study
FWSAP	Facility-Wide Sampling and Analysis Plan
FWQAPP	Facility-Wide Quality Assurance Project Plan
IDW	Investigation-Derived Waste
M&TE	Measuring & Testing Equipment
NCR	Nonconformance Report
NELAC	National Environmental Laboratory Accreditation Conference
Ohio EPA	Ohio Environmental Protection Agency
OJT	On-the-Job Training
OSHA	Occupational Safety and Health Administration
PBA08 SAP	Performance-Based Acquisition 2008 Sampling and Analysis Plan
QA	Quality Assurance
QC	Quality Control
QSM	Quality Systems Manual
RI	Remedial Investigation
RVAAP	Ravenna Army Ammunition Plant
SAIC	Science Applications International Corporation
SAP	Sampling and Analysis Plan
TAR	Training Assignment Record
TestAmerica	TestAmerica Laboratories, Inc.
USACE	U.S. Army Corps of Engineers
USDOT	U.S. Department of Transportation
USEPA	U.S. Environmental Protection Agency

B.0 PROJECT QUALITY ASSURANCE SUMMARY

This summary presents the actions and methodologies undertaken to meet the quality assurance/quality control (QA/QC) goals and objectives during the remedial investigation (RI) at the Building 1200 (RVAAP-13) area of concern (AOC) at the Ravenna Army Ammunition Plant (RVAAP). These goals and objectives were established in the following:

- *Facility-Wide Sampling and Analysis Plan for Environmental Investigations at the Ravenna Army Ammunition Plant* (USACE 2001), herein referred to as the FWSAP;
- *Performance-Based Acquisition 2008 Supplemental Investigation Sampling and Analysis Plan Addendum No. 1* (USACE 2009), herein referred to as the PBA08 SAP;
- Science Applications International Corporation (SAIC) QA Program; and
- U.S. Army Corps of Engineers (USACE), Louisville District QA requirements.

The RI was conducted under one mobilization. The QA/QC objectives were implemented through project-specific procedures and requirements, focusing on field and analytical laboratory activities and project administration.

B.1 FIELD QUALITY ASSURANCE

B.1.1 Readiness Review

SAIC conducted an internal readiness review on January 28, 2010. The purpose of the readiness review was to ensure the following:

1. Project documents [e.g., sampling and analysis plans (SAPs), field change requests (FCRs)] and procedures were approved, controlled, and properly distributed;
2. Assigned personnel were trained prior to field activities;
3. Mobilization and site logistics were established;
4. Laboratories were ready to accept samples;
5. Subcontractors were ready to begin work; and
6. QA systems were implemented.

All elements of the readiness review were completed prior to initiating field activities. The readiness review was approved by the SAIC QA/QC Officer and Project Manager.

B.1.2 Procedures

Standard operating methods for field activities are incorporated into the governing documents for the project. The FWSAP describes the overall approach and methodologies to be used for projects at RVAAP, and the PBA08 SAP details project-specific requirements for field implementation. USACE and the Ohio Environmental Protection Agency (Ohio EPA) reviewed and approved these documents prior to implementation of field activities.

Clarifications and/or planned deviations from either plan were documented as FCRs. Prior to execution of a field change, each FCR was reviewed and approved by USACE and Ohio EPA. A description of each FCR is presented in Section B.3.1 and copies of the FCR are included in Attachment 1 of this appendix.

Any variances from the approved plans or FCRs were documented as Nonconformance Reports (NCRs). There were no variances identified during the implementation of the RI at Building 1200.

B.1.3 Training

Field team personnel were trained in all procedures applicable to their assigned tasks. Training was accomplished through a combination of project kickoff meetings, reading assignments, and on-the-job (OJT) training. Training was documented by the completion of Training Assignment Records (TARs) and verified by the SAIC Field Operations Manager. Copies of TARs and training certificates are in the project file. Copies of training records required for Occupational Safety and Health Administration (OSHA) and U.S. Department of Transportation (USDOT) compliance were on-site during field activities.

B.1.4 Equipment Calibration

Various types of measuring and testing equipment (M&TE) were used during the field investigation. All M&TE was categorized and assigned unique identifiers. An inventory was maintained in an M&TE logbook.

Only equipment with verifiable traceability to nationally recognized standards was used in the field. Instruments were calibrated in accordance with manufacturer's instructions and frequency. Calibration activities and results were documented in the M&TE logbook, as well as source information for all calibration standards and reagents.

Equipment that did not calibrate within manufacturer’s specifications or operate properly in the field was taken out of service and was replaced promptly. Replacement equipment was placed into service upon calibration. The M&TE logbook maintains documentation of all replaced equipment.

B.1.5 Quality Control Samples

Field QC samples collected for this project included trip blanks, equipment rinsate blanks, source water, and field duplicates, as specified in the PBA08 SAP. Field QA split samples were also collected and sent to a USACE contracted QA laboratory, RTI Laboratories, Inc., of Livonia, Michigan. The USACE QA laboratory performed an independent analysis and evaluation of analytical results by the contracted laboratory. Appendix C of this RI/Feasibility Study (FS) report presents an evaluation of data quality and analytical performance with respect to field QC results. Appendix D presents field QC data and analyses of QC samples.

B.1.6 Field Records

Field data, observations, activities, and information were recorded on daily activity logs and sampling forms. These logs and forms were bound in 3-ring binders. Each field team possessed a binder with applicable sampling forms and activity logs. This ensured that all necessary data were entered consistently. Logbook entries were checked for accuracy and completeness by independent reviewers. Field records were collected upon completion of the project and maintained by the SAIC Field Operations Manager.

B.2 ANALYTICAL LABORATORY QUALITY ASSURANCE

SAIC subcontracted White Water Associates, Inc., of Amasa, Michigan, who subcontracted TestAmerica Laboratories, Inc. (herein referred to as TestAmerica) of North Canton, Ohio and West Sacramento, California, to perform chemical analysis of samples collected. The laboratories performing the analyses were certified by the National Environmental Laboratory Accreditation Conference (NELAC) and have submitted the Self Declaration Statement for compliance of the U.S. Department of Defense (DoD) Quality Systems Manual (QSM) for Environmental Laboratories Version 3.0 requirements. QA split samples were collected and submitted to an independent USACE, Louisville District QA laboratory (RTI Laboratories, Inc., located in Livonia, Michigan).

B.2.1 Readiness Review

Laboratory QA/QC activities were initiated during the readiness review. The readiness review verified the following:

1. Governing documents and approved analytical methods were controlled and properly distributed;
2. The laboratory was scheduled and ready to conduct the analysis;
3. Logistical coordination was established between the laboratory and the field team; and
4. Laboratory QA programs were consistent and compatible with the project requirements.

B.2.2 Procedures

Prior to initiation of analytical support, SAIC outlined project-specific requirements for White Water Associates, Inc. and TestAmerica that included the following:

- Parameters to be measured;
- Analytical methods;
  - Adherence to U.S. Environmental Protection Agency (USEPA) SW-846 protocols
  - USACE Shell for Analytical Chemistry Requirements, Appendix I EM200-1-3, 1 February 2001
  - DoD QSM for Environmental Laboratories Version 3.0 requirements
  - Louisville QSM Supplement requirements
- Project quantitation goals (sensitivity); and
- Data deliverables requirements.

B.2.3 Laboratory Quality Control

To document laboratory data quality and measure the quality of the analytical process, laboratory QC samples (e.g., method blanks, laboratory control samples, laboratory duplicates, and matrix spike/matrix spike duplicates) and data verification/validation were employed. The results of laboratory QC are discussed in the Data QC Summary Report (Appendix C). Analytical results of laboratory QC samples are included in Appendix D and form the basis of the data verification and evaluation process (Section B.2.5).

B.2.4 Laboratory Documentation

White Water Associates and TestAmerica maintains comprehensive information regarding the entire analytical process. The laboratory delivered summary data packages and electronic deliverables to SAIC consistent with those identified in the USEPA SW-846 protocol for validation and verification. Laboratory QC sample analyses were cross-referenced to the appropriate environmental field sample analyses in the laboratory deliverables.

B.2.5 Data Verification/Validation

Analytical data generated were subjected to data verification by SAIC, as specified in the Facility-Wide Quality Assurance Project Plan (USACE 2001) (herein referred to as the FWQAPP) and the PBA08 SAP. To verify data, analytical results were compared to established criteria to which judgment was rendered regarding the acceptability and qualification of the data (Appendix C). Upon receipt of data packages from the laboratory, the information was subjected to a systematic examination following standardized checklists and procedures to ensure content, presentation, administrative validity, and technical validity. Routine data changes were documented through data change forms. Data deficiencies or formal laboratory-related nonconformances were documented through an NCR process, as required.

In addition to the SAIC data review, a 10% validation of all data will be performed by USACE to prove data usability. This review constitutes comprehensive validation of 10% of the primary dataset; comprehensive validation of the QA split sample dataset; and a comparison of primary sample, field duplicate sample, and field QA split sample information.

B.3 QUALITY ASSURANCE DOCUMENTATION

Primary methods for documenting QA were: (1) FCRs requiring and obtaining USACE and Ohio EPA concurrence; and (2) generating NCRs in accordance with SAIC QA procedures. Copies of FCRs completed during the investigation are included in Attachment 1 of this appendix. There were no NCRs generated for Building 1200 during the implementation of this RI.

B.3.1 Field Change Control

FCRs were submitted to present the rationale and document and approval for any anticipated variances from protocols specified in the FWSAP and/or the PBA08 SAP. The FCRs provided clarification to the scope or refinement in the procedural approach to a specific field activity. All FCRs were reviewed and approved by designated technical representatives of USACE and Ohio EPA prior to implementation. None of the FCRs resulted in an adverse impact to project quality, schedule, or scope. Copies of the approved FCRs are included in Attachment 1 of this appendix. The following four FCRs were executed during RI activities at the Building 1200 AOC:

- FCR-RVAAP PBA08RI-002 documented the changes in sampling procedures and analytical methods presented in the approved PBA 08 SAP;

- FCR-RVAAP PBA08RI-003 documented the use of sodium bentonite chips for backfilling surface and subsurface boreholes;

- FCR-RVAAP PBA08RI-006 revised the investigation-derived waste (IDW) management procedure for this project; and

- FCR-RVAAP PBA08RI-007 increased the survey accuracy for sampling locations from 0.2 feet to 3.0 feet.

B.3.2 Nonconformance Reports

NCRs and/or corrective action reports are generated to identify and correct conditions adverse to quality, as described in the field and laboratory QA plans. No NCRs were generated during the Building 1200 AOC RI.

B.4 REFERENCES

USACE (U.S. Army Corps of Engineers) 2001. *Facility-Wide Sampling and Analysis Plan for Environmental Investigations at the Ravenna Army Ammunition Plant, Ravenna, Ohio*. March 2001.

USACE 2009. *Final PBA 2008 Supplemental Investigation Sampling and Analysis Plan Addendum No. 1, Ravenna Army Ammunition Plant, Ravenna, Ohio*. December 2009.

ATTACHMENT 1

Field Change Requests

THIS PAGE INTENTIONALLY LEFT BLANK.

FIELD CHANGE REQUEST (FCR)

FCR NO. FCR-RVAAP PBA08RI-002 DATE INITIATED 02/17/10
PROJECT PBA 2008 Remedial Investigation
CONTRACT NO. GSA Contract No. W912QR-04-D-0028 Delivery Order No. 0001

REQUESTOR IDENTIFICATION
NAME Heather Miller ORGANIZATION SAIC PHONE 330-573-8571

TITLE SAIC Field Operations Manager SIGNATURE

BASELINE IDENTIFICATION
BASELINE(S) AFFECTED ☐ Cost ☐ Scope ☐ Milestone ☒ Method of Accomplishment

AFFECTED DOCUMENT (TITLE, NUMBER AND SECTION)
PBA 2008 Supplemental Investigation Sampling and Analysis Plan Addendum No. 1.

DESCRIPTION OF CHANGE:
SAIC would like to request the approval of a field change to the following sample procedures and analytical methods presented in the approved RI SAP. This request includes all changes discussed on the 2/8/2010 call with USACE, SAIC and RTI. Table 1 presents the requested changes, the justification and concurrence with RTI (USACE split lab) and the impact of not implementing request.

JUSTIFICATION:

These items are being requested to clarify, adjust, and revise the implementation of the PBA08 RI given new information since its "final" submittal and approval. The attached Table 1 presents the additional information on the justification of each requested change.

IMPACT OF NOT IMPLEMENTING REQUEST:

Please see Table 1 for the impact of each requested change.

PARTICIPANTS AFFECTED BY IMPLEMENTING REQUEST:
SAIC Field Manager, SAIC Field Teams, Laboratory and USACE Split Laboratory

COST ESTIMATE ($) 0 ESTIMATOR SIGNATURE No cost impact to USACE
PHONE NA DATE NA

PREVIOUS FCR AFFECTED ☐ YES ☒ NO; IF YES, FCR NO. ___

USACE COTR DATE: 18 FEB 2010

OHIO EPA PROJECT MANAGER DATE: 18 Feb 2010

SAIC H&S MANGER SIGNATURE: Not Applicable DATE: ___

FIELD CHANGE REQUEST (FCR-RVAAP PBA08 RI-002)

Table 1

Item Number	Description of Requested Change	Justification of Change	Impact of Not Implementing	Cost of Not Implementing
1	Nitrate Sampling at Load Line 12 SAIC would like to have surface water and wet sediment samples at Load Line 12 analyzed for nitrates to support assessments presented in the Load Line 12 Groundwater Feasibility Study. Wet sediment and Surface Water samples for nitrate will be analyzed by SW-846, 9056A.	Although nitrates were not identified above screening criteria CUGs in surface water and wet sediments samples, SAIC would like to add nitrates to the list of analytes to support the groundwater FS and verify there are no groundwater impacts to surface waters. These methods will also be consistent with methods used by the USACE split laboratory	At this point, it is assumed there is no groundwater and surface water interface of potential nitrate contamination. The additional samples will confirm or deny this assumption.	No cost impact to USACE.
2	Part II QAPP Table 2-1. Sampling and Analytical Requirements SAIC would like to remove cyanide from the list of parameters for all media.	Cyanide was inadvertently not removed from Table 2-1 after USACE and Ohio EPA provided guidance (in September 2009) that cyanide was not part of the RVAAP full suite of parameters. These methods will also be consistent with methods used by the USACE split laboratory	No documentation that cyanide was not included during the implementation of the RI SAP.	No cost impact to USACE.
3	Part II QAPP Table 2-1. Sampling and Analytical Requirements SAIC would like clarify that 43 of the soil samples and one wet sediment sample presented on Table 2-1 as Metals TAL should have been included as a separate analysis for only total chromium (only). Analysis for total chromium by SW-846, 6020 will be added.	Table 2-1 in the QAAP presented total chromium samples within the Metal TAL samples for wet sediment and soil. Only total chromium and hexavalent chromium are required for chromium speciation samples. As in Section 4.1.3 on page 4-4 of the PBA08 RI Work Plan, field duplicates (and associated splits) samples will not be collected for chromium speciation samples.	Total chromium and all other metals in the TAL metals suite would be reported.	No cost impact to USACE.
4	Part II QAPP Table 2-1. Sampling and Analytical Requirements SAIC would like to: - Add method 3541 to pesticides and PCBs to soil and wet sediment. - Replace method 8310 to 8270C for PAHs	Analytical methods were revised to achieve low detection limits for comparisons to CUGs and/or to meet the requirements of the DOD QSM 3.0.. These methods will also be consistent with methods	Actual analytical methods used not documented during implementation of RI SAP	No cost impact to USACE.

FIELD CHANGE REQUEST (FCR-RVAAP PBA08 RI-002)

Item Number	Description of Requested Change	Justification of Change	Impact of Not Implementing	Cost of Not Implementing
	for soil and wet sediment. - Add the following analytical methods to liquid and solid IDW samples: TCLP VOC: 8260B and 5030B TCLP SVOC: 8270C/3620C/3510C TCLP Pesticides: 8081A/3520C/3510C TCLP Herbicides:8151A/3520C/3510C TCLP Metals: 6010B/7470A Total Cyanide: 9010B	used by the USACE split laboratory.		
5	Part II QAPP Table 2-1, Sampling and Analytical Requirements SAIC would like to clarify that our VOC method of analysis is 8260B/5021.	Analytical method 8260B/5035 requires the use of EnCore or TerraCore samplers which is not consistent with the sampling procedures or containers presented in the PBA08 SAP and QAPP (Table 5-1). These methods will also be consistent with methods used by the USACE split laboratory.	Actual analytical methods used not documented during implementation of RI SAP	No cost impact to USACE.

FCR NO. FCR-RVAAP PBA08RI-003 DATE INITIATED 02/17/10
PROJECT PBA 2008 Remedial Investigation
CONTRACT NO. GSA Contract No. W912QR-04-D-0028 Delivery Order No. 0001

REQUESTOR IDENTIFICATION
NAME Heather Miller ORGANIZATION SAIC PHONE 330-573-8571

TITLE SAIC Field Operations Manager SIGNATURE H. Miller

BASELINE IDENTIFICATION
BASELINE(S) AFFECTED ☐ Cost ☐ Scope ☐ Milestone ☒ Method of Accomplishment

AFFECTED DOCUMENT (TITLE, NUMBER AND SECTION)
PBA 2008 Supplemental Investigation Sampling and Analysis Plan Addendum No. 1.

DESCRIPTION OF CHANGE:
SAIC requests approval of the following borehole backfilling procedure to supplement guidance presented in the approved PBA 2008 RI SAP.

All discrete surface locations collected with a bucket hand auger, all subsurface boreholes completed using direct push technology, and all geotechnical samples drilled using 4 ¼" hollow stem augers will be backfilled with USACE approved sodium bentonite chips at the completion of sampling activities. Sodium bentonite chips will be added through the augers as they are removed to prevent bridging within the borehole. Care will be taken to ensure that bridging does not occur in any soil boreholes by tamping and thoroughly hydrating the chips with an USACE approved water source every 5 feet until the boring is filled. Each location will be covered lightly with surrounding soil.

JUSTIFICATION:
The PBA 2008 RI SAP and FW SAP do not provide guidance on the abandonment process with respect to surface soil and subsurface direct push boreholes. SAIC requests using abandonment guidance presented in the current Ohio EPA Technical Guidance Manual for Ground Water Investigations, Chapter 9 (February 2009). This document provides guidance that sodium bentonite chips or pellets should be utilized for boreholes completed above the water table, as the use of a cement or cement-bentonite mixture may shrink when installed above the water table.

All geotechnical borings will be completed above the water table. In addition, all surface soil and subsurface direct push borings are anticipated to be completed above the water table. However, if the water table is encountered in surface soil and subsurface direct push borings, sodium-bentonite chips are still the preferred abandonment method, as they will sink through water. This text clarifies SAICs abandonment approach.

IMPACT OF NOT IMPLEMENTING REQUEST:
Surface and subsurface soil borehole (direct push) backfilling activities will not be formally documented/approved.

PARTICIPANTS AFFECTED BY IMPLEMENTING REQUEST:
SAIC Field Manager, SAIC Field Teams and Drilling Subcontractor.

COST ESTIMATE ($) 0 ESTIMATOR SIGNATURE No cost impact to USACE
PHONE NA DATE NA

PREVIOUS FCR AFFECTED ☐ YES, ☒ NO; IF YES, FCR NO. ___

USACE COR Nathaniel Peters DATE: 2/17/2010

OHIO EPA PROJECT MANAGER [signature] DATE: 02/18/2010

SAIC H&S MANAGER SIGNATURE Not applicable DATE: ___

FIELD CHANGE REQUEST (FCR)

FCR NO. FCR-RVAAP PBA08RI-006 DATE INITIATED 02/22/10
PROJECT PBA 2008 Remedial Investigation
CONTRACT NO. GSA Contract No. W912QR-04-D-0028 Delivery Order No. 0001

REQUESTOR IDENTIFICATION
NAME Heather Miller ORGANIZATION SAIC PHONE 330-573-8571

TITLE SAIC Field Operations Manager SIGNATURE

BASELINE IDENTIFICATION
BASELINE(S) AFFECTED ☐ Cost ☐ Scope ☐ Milestone ☒ Method of Accomplishment

AFFECTED DOCUMENT (TITLE, NUMBER AND SECTION)
PBA 2008 Supplemental Investigation Sampling and Analysis Plan Addendum No. 1.

DESCRIPTION OF CHANGE:

SAIC would like to request the approval of a field change to the following IDW procedures and analytical methods presented in the approved RI SAP. Table 1 presents the requested changes, the justification and the impact of not implementing request.

JUSTIFICATION:

These items are being requested to clarify, adjust, and revise the implementation of the PBA08 RI given new information since its "final" submittal and approval. The attached Table 1 presents the additional information on the justification of each requested change.

IMPACT OF NOT IMPLEMENTING REQUEST:

Please see Table 1 for the impact of each requested change.

PARTICIPANTS AFFECTED BY IMPLEMENTING REQUEST:
SAIC Field Manager, SAIC Field Teams, Laboratory and USACE Split Laboratory

COST ESTIMATE ($) 0 ESTIMATOR SIGNATURE No cost impact to USACE
PHONE NA DATE NA

PREVIOUS FCR AFFECTED ☐ YES ☒ NO; IF YES, FCR NO. ___

USACE COTR Mark W. Nutter DATE: 2/23/2010

OHIO EPA PROJECT MANAGER DATE: 2/23/2010

SAIC H&S MANGER SIGNATURE NA DATE: 02/22/2010

FIELD CHANGE REQUEST (FCR-RVAAP PBA08RI-006)

Table 1

Item Number	Description of Requested Change	Justification of Change	Impact of Not Implementing	Cost of Not Implementing
1	IDW- PPE and Expendable Sampling Equipment SAIC would like to request that only potentially contaminated PPE and expendable sampling equipment be drummed and disposed as non-hazardous waste. These items would be field screened and segregated as specified in Section 7.1 of the FWSAP. Non-contaminated PPE and expendable sampling equipment will be disposed of in sanitary trash.	The PBA 08 RI SAP does not distinguish between potentially contaminated and non-contaminated expendables/solid waste.	Non-contaminated wastes would have to tracked, labeled, sampled, and disposed of as potentially contaminated material.	No cost impact to USACE.
2	IDW - Soil Cuttings SAIC would like to request combining soil cutting from the various AOCs as a best management practice to reduce the number of partially filled soil IDW drums. One composite IDW sample from all drums containing soil cuttings will be collected in accordance with Section 7.4.1 of the FWSAP and characterized for waste disposal at the end of the field cycle.	SAIC does not anticipate large quantities of soil IDW being generated during the investigation given soil borings will be accomplished using direct push technology. Combining the soil cuttings will maximize the use of each drum and minimize the potential for partially filled drums. Based on the sampling results of the previous investigations at the 17 AOCs, the concentrations of potential COCs in soil would not be classified as hazardous waste.	Many of the drums of IDW soil would contain as little as five gallons of soil.	No cost impact to USACE.

FCR NO. FCR-RVAAP PBA08RI-007 DATE INITIATED 02/22/10
PROJECT PBA 2008 Remedial Investigation
CONTRACT NO. GSA Contract No. W912QR-04-D-0028 Delivery Order No. 0001

REQUESTOR IDENTIFICATION
NAME Heather Miller ORGANIZATION SAIC PHONE 330-573-8571

TITLE SAIC Field Operations Manager SIGNATURE

BASELINE IDENTIFICATION
BASELINE(S) AFFECTED ☐ Cost ☐ Scope ☐ Milestone ☒ Method of Accomplishment

AFFECTED DOCUMENT (TITLE, NUMBER AND SECTION)
PBA 2008 Supplemental Investigation Sampling and Analysis Plan Addendum No. 1.

DESCRIPTION OF CHANGE:

Survey Precision
The horizontal coordinates of all sampling locations and the corners of MI sample areas presented in the site specific appendices will be marked in the field utilizing a GPS unit within 1 m (3 ft). Elevations of these locations will not be recorded.

For the installation of any future monitoring wells, the location and elevation will be surveyed to an accuracy of 0.06 m (0.2 ft).

JUSTIFICATION:

This change would be to clarify the intention of using a GPS unit to stake locations for the identified MI sampling areas.
A higher resolution survey of monitoring wells (if installed) would be used as presented in the approved PBA 08 RI SAP.

IMPACT OF NOT IMPLEMENTING REQUEST:

As presented, the level of accuracy for obtaining MI sample area corners could only be met utilizing a licensed surveyor. This change clarifies that a GPS unit would be acceptable to mark sample locations. Well installations would be surveyed by a licensed surveyor.

PARTICIPANTS AFFECTED BY IMPLEMENTING REQUEST:

SAIC Field Manager and SAIC Field Teams.

COST ESTIMATE ($) 0 ESTIMATOR SIGNATURE No cost impact to USACE
PHONE NA DATE NA

PREVIOUS FCR AFFECTED ☐ YES ☒ NO; IF YES, FCR NO. ___

USACE COTR Mark W. Miller DATE: 2/24/10

OHIO EPA PROJECT MANAGER DATE: 2/25/10

SAIC H&S MANGER SIGNATURE NA DATE: 02/22/2010

APPENDIX C

Data Quality Control Summary Report

THIS PAGE INTENTIONALLY LEFT BLANK.

TABLE OF CONTENTS

LIST OF TABLES ii
ATTACHMENT ii
ACRONYMS AND ABBREVIATIONS iii

C.0 PROJECT QUALITY ASSURANCE SUMMARY 1
C.1 PURPOSE OF THIS REPORT 1
C.2 QUALITY ASSURANCE PROGRAM 2
C.2.1 Monthly Progress Reports 2
C.2.2 Daily Activity Logs 2
C.2.3 Laboratory "Definitive" Level Data Reporting 3
C.3 DATA VERIFICATION 4
C.3.1 Field Data Verification 4
C.3.2 Laboratory Data Verification 4
C.3.3 Definitions of Data Qualifiers (Flags) 5
C.3.4 Data Acceptability 6
C.4 DATA QUALITY EVALUATION 28
C.4.1 Metals Analysis in Soil 28
C.4.2 Volatile Organic Analysis in Soil 28
C.4.3 Semi-volatile Organic Analysis in Soil 29
C.4.4 Pesticide Analysis in Soil 29
C.4.5 Polychlorinated Biphenyl Analysis in Soil 30
C.4.6 Explosives and Nitroglycerin Analysis in Soil 30
C.4.7 Nitroguanidine, Nitrocellulose, and Hexavalent Chromium Analysis in Soil 30
C.4.8 Precision 30
C.4.9 Sensitivity 31
C.4.10 Representativeness and Comparability 32
C.4.11 Completeness 32
C.5 DATA QUALITY ASSESSMENT SUMMARY 37
C.6 REFERENCES 37

LIST OF TABLES

Table C-1. Number of Samples Taken at the Building 1200 AOC 7
Table C-2. Identification of Regular and QC Samples Taken at the Building 1200 AOC 8
Table C-3. Results Rejected in Verification for Samples from the Building 1200 AOC 9
Table C-4. Summary of Qualified Results for Samples from the Building 1200 AOC 9
Table C-5. Detailed Listing of Qualified Results for Samples from the Building 1200 AOC 11
Table C-6. Results for Analytes Detected in Field Blanks or Equipment Rinsate Samples 26
Table C-7. Field Duplicate Pair Comparisons for Analytes Detected in Samples from the Building 1200 AOC 34
Table C-8. Container Requirements for Soil Samples at RVAAP 36

ATTACHMENT

Attachment 1. Automated Data Review Outlier Reports

ACRONYMS AND ABBREVIATIONS

AOC	Area of Concern
ADR	Automated Data Review
CAS	Chemical Abstract Service
DoD	United States Department of Defense
DQA	Data Quality Assessment
DQO	Data Quality Objective
ELAP	Environmental Laboratory Accreditation Program
FWCUG	Facility-Wide Cleanup Goal
FWQAPP	Facility-wide Quality Assurance Project Plan
LCS	Laboratory Control Sample
MDL	Method Detection Level
MPR	Monthly Progress Report
MS	Matrix Spike
MSD	Matrix Spike Duplicate
Ohio EPA	Ohio Environmental Protection Agency
PAH	Polycyclic Aromatic Hydrocarbon
PBA08	Performance-Based Acquisition 2008
PBA08 SAP	Performance-Based Acquisition 2008 Supplemental Sampling and Analysis Plan Addendum No. 1
PCB	Polychlorinated Biphenyl
QA	Quality Assurance
QAPP	Quality Assurance Project Plan
QC	Quality Control
QSM	Quality Systems Manual
REIMS	RVAAP Environmental Information Management System
RI	Remedial Investigation
RPD	Relative Percent Difference
RVAAP	Ravenna Army Ammunition Plant
SAIC	Science Applications International Corporation
SDG	Sample Delivery Group
SVOC	Semi-volatile Organic Compound
TAL	Target Analyte List
TestAmerica	TestAmerica Laboratories, Inc.
TOC	Total Organic Content
USACE	United States Army Corps of Engineers
USEPA	United States Environmental Protection Agency
VOC	Volatile Organic Compound

THIS PAGE INTENTIONALLY LEFT BLANK.

C.0 PROJECT QUALITY ASSURANCE SUMMARY

C.1 PURPOSE OF THIS REPORT

Environmental data must always be interpreted relative to its known limitations and its intended use. As can be expected in environmental media, there are areas and data points where the user needs to be cautioned relative to the quality of the project information presented. The data verification process and this data quality assessment (DQA) are performed to provide current and future data users assistance in the interpretation of these data.

The purpose of this DQA report is to describe:

1. The quality control (QC) procedures followed to ensure data generated by Science Applications International Corporation (SAIC) during the remedial investigations (RIs) at the Ravenna Army Ammunition Plant (RVAAP) meet project requirements;

2. The quality of the data collected; and

3. The problems encountered during the course of the study and their solutions.

A separate Chemical Quality Assessment Report may be completed by the United States Army Corps of Engineers (USACE) quality assurance (QA) representative and would cover data generated from QA split samples remanded to their custody.

This report provides an assessment of the analytical information gathered during the implementation of the RI at Building 1200 at RVAAP. It documents the quality of the data utilized for the RI report and assesses if QA/QC objectives were met. Evaluation of field and laboratory QC measures will constitute the majority of this assessment; however, references also will be directed toward those QA procedures that establish data credibility. The primary intent of this assessment is to illustrate that, except as noted, data generated for this investigation can withstand scientific scrutiny; are appropriate for their intended purpose; are technically defensible; and are of known and acceptable sensitivity, precision, and accuracy.

Multiple activities were performed to achieve the desired data quality for this project. As discussed in the report, decisions were made during the initial scoping of the RI to define the quality and quantity of data required. Data quality objectives (DQOs) were established to guide the implementation of the field sampling and laboratory analysis [refer to the *Performance-Based Acquisition 2008 Supplemental Investigation Sampling and Analysis Plan Addendum No.1* (USACE 2009), herein referred to the PBA08 SAP]. A QA program was established to standardize procedures and to document activities [refer to the *Facility-wide Quality Assurance Project Plan for Environmental Investigations*, herein referred to as the FWQAPP (USACE 2001) and Part II of the PBA08 SAP]. This program provided a means to detect and correct any deficiencies in the process. Upon receipt by

the project team, data were subjected to verification and validation review by an automated data review (ADR) process to identify and qualify problems related to the analysis. These review steps contributed to this final DQA where data in the investigation are identified as having met the criteria and are being utilized appropriately.

C.2 QUALITY ASSURANCE PROGRAM

The FWQAPP and Part II of the PBA08 SAP were developed to guide the RI for Building 1200. The purposes of these documents were to enumerate the quantity and type of samples to be taken to inspect the area of concern (AOC) and to define the quantity and type of QA/QC samples to be used to evaluate the quality of the data obtained. The FWQAPP established requirements for both field and laboratory QC procedures. In general, field QC duplicates and QA split samples were required for each environmental sample matrix collected in the area being investigated; volatile organic compound (VOC) trip blanks were to accompany each cooler containing water samples for VOC determinations; and analytical laboratory QC duplicates, matrix spikes (MSs), laboratory control samples (LCSs), and method blanks were required for each preparation batch of 20 samples or less for each matrix and analyte.

A primary goal of the RVAAP QA program was to ensure that the quality of results for all environmental measurements were appropriate for their intended use. To this end, the FWQAPP and standardized field procedures were compiled to guide the investigation. Through the process of readiness review, training, equipment calibration, QC implementation, and detailed documentation, the project has successfully accomplished the goals set for the QA program.

C.2.1 Monthly Progress Reports

Monthly Progress Reports (MPRs) were completed by the SAIC Project Manager for the duration of the project. The MPRs contained the following information: work completed, problems encountered, corrective actions/solutions, summary of findings, and upcoming work. These reports were issued to the USACE, Louisville District Project Manager by e-mail with copies forwarded to the Ohio Environmental Protection Agency (Ohio EPA). Access to these reports can be obtained through the USACE, Louisville District Project Manager.

C.2.2 Daily Activity Logs

The Field Team Leader completed Daily Activity Logs. These include information such as, but not limited to, on-site sub-tier contractors, equipment on-site, work performed summaries, QC activities, health and safety activities, problems encountered, and corrective actions.

C.2.3 Laboratory "Definitive" Level Data Reporting

The Quality Assurance Project Plan (QAPP) for this project identified requirements for laboratory data reporting and identified TestAmerica Laboratories Inc. (herein referred to as TestAmerica) of North Canton, Ohio (a subcontractor to White Water Associates Inc. of Amasa, Michigan), as the laboratory for the project. During project execution, the TestAmerica facility in North Canton, Ohio, performed all of the analyses, except explosives and propellants, which were performed at the TestAmerica facility in West Sacramento, California. Collected QA split samples were analyzed by USACE's contracted QA laboratory, RTI Laboratories, Inc., of Livonia, Michigan. TestAmerica and RTI Laboratories, Inc. are accredited by the United States Department of Defense (DoD) Environmental Laboratory Accreditation Program (ELAP). All analytical procedures were completed in accordance with applicable professional standards; United States Environmental Protection Agency (USEPA) requirements; government regulations and guidelines; the DoD Quality Systems Manual (QSM), Version 3; USACE, Louisville District analytical QA guidelines; and specific project goals and requirements. USEPA "definitive" data have been reported, including the following basic information:

- Laboratory case narratives;
- Sample results (soil/sediment reported per dry weight);
- Laboratory method blank results;
- LCS results;
- Laboratory sample MS recoveries;
- Laboratory duplicate results;
- Surrogate recoveries [VOCs, semi-volatile organic compounds (SVOCs), pesticides, polychlorinated biphenyls (PCBs), and explosives];
- Initial and continuing calibrations;
- Sample preparation dates; and
- Sample analysis dates.

This information from the laboratory, along with field information, provides the basis for subsequent data evaluation relative to sensitivity, precision, accuracy, representativeness, and completeness. These are presented in Section C.4.

C.3 DATA VERIFICATION

The objective when evaluating the project data quality is to determine its usability. The evaluation is based on the interpretation of laboratory QC measures, field QC measures, and the project DQOs. This project implemented ADR software to facilitate laboratory data review. The ADR output was reviewed by the project-designated verification staff.

C.3.1 Field Data Verification

Field-generated documents such as sampling logs, boring logs, daily health and safety summaries, daily safety inspections, equipment calibration and maintenance logs, and sample management logs were peer-reviewed on-site.

C.3.2 Laboratory Data Verification

Analytical data generated for this project have been subjected to a process of automated data verification and review. The following describes this systematic process and the evaluation activities performed. Several criteria have been established against which the data were compared and from which a judgment was rendered regarding the acceptance and qualification of the data. Because it is beyond the scope of this report to cite those criteria, the reader is directed to the following documents for specific detail:

- PBA08 SAP.
- DoD – *Quality Systems Manual for Environmental Laboratories*, Version 3, January, 2006.
- USACE Louisville District, *Louisville DoD Quality Systems Manual Supplement*, Version 1, March, 2007.
- USEPA – *Contract Laboratory Program National Functional Guidelines for Organic Data Review*, EPA-540/R-99/008, October, 1999.
- USEPA – *Contract Laboratory Program National Functional Guidelines for Inorganic Data Review*, EPA 540/R-94/013, February, 1994.
- SAIC Technical Support Contractor QA Technical Procedure (TP-DM-300-7), *Data Verification and Validation*.

Upon receipt of field and analytical data, verification staff performed a systematic examination of the reports, including ADR software, to ensure the content, presentation, and administrative validity of 100% of the data. Discrepancies identified during this process were recorded and documented utilizing the ADR. Any discrepancies were resolved prior to database flag entry. As part of data verification, standardized laboratory electronic data deliverables were subjected to review. This

technical evaluation ensured that all contract-specified requirements had been met, and that electronic information conformed to reported hardcopy data. Outlier reports from ADR software review are included as Attachment 1 to this appendix. QA Program Nonconformance Report and Corrective Action systems were implemented as required.

During the verification phase of the review and evaluation process, data were subjected to a systematic technical review by examining all field and analytical QC results and laboratory documentation following USEPA functional guidelines, DoD QSM criteria, and SAIC internal procedures for laboratory data review. These data review guidelines define the technical review criteria, methods for evaluating the criteria, and actions to be taken resulting from the review of these criteria. The primary objectives of this phase were to assess and summarize the quality and reliability of the data for the intended use and to document factors that may affect the usability of the data. This process did not include in-depth review of raw data instrument out-put or re-calculation of results from the primary instrument out-put. This data verification and analytical review process included, but was not necessarily limited to, the following parameters:

- Data completeness;
- Analytical holding times and sample preservation;
- Calibration (initial and continuing);
- Method blanks;
- Sample results verification;
- Surrogate recovery;
- LCS analysis;
- Internal standard performance;
- MS recovery;
- Duplicate analysis comparison;
- Reported detection limits;
- Compound, element, and isotope quantification;
- Reported detection levels;
- Method reporting levels; and
- Secondary dilutions.

As an end result of this phase of the review, the data were qualified based on the technical assessment of the verification criteria. Qualifiers were applied by the ADR to each field and analytical result to indicate the usability of the data for its intended purpose.

C.3.3 Definitions of Data Qualifiers (Flags)

During the data verification process, all laboratory data were assigned appropriate data qualification flags and reason codes. Qualification flags are defined as follows:

"U" Indicates the analyte was analyzed for, but not detected above, the level of the associated value.

"J" Indicates the analyte was positively identified; however, the associated numerical value is an approximate concentration of the analyte in the sample.

"UJ" Indicates the analyte was analyzed for, but not detected above, the associated value; however, the reported value is an estimate and demonstrates a decreased knowledge of its accuracy or precision.

"R" Indicates the analyte value reported is unusable. The integrity of the analyte's identification, accuracy, precision, or sensitivity has raised significant questions as to the reality of the information presented.

C.3.4 Data Acceptability

Sixteen environmental soil and 2 field duplicate QC samples were collected with approximately 1,175 discrete analyses (i.e., analytes) being obtained, reviewed, and integrated into the assessment (these totals do not include field measurements and field descriptions). Under the direction of the PBA08 SAP and the USACE, Louisville District, the project successfully collected RI samples and produced acceptable results for 99.7% of the sample analyses performed. Data that were rejected are relegated to antimony non-detectable concentration levels in soil in samples B12SB-027-5084-SO, B12SB-030-5094-SO, B12SB-031-5097-SO, and B12SB-032-5101-SO.

Table C-1 summarizes all targeted field QC and QA split samples collected during the investigation. Cross-references for duplicate and QA split sample pair numbers are presented on Table C-2 along with the requested parameters for each sample. Table C-3 summarizes the results rejected during review, Table C-4 summarizes the qualified analyses grouped by media and analyte category, and Table C-5 shows the individual results qualified during review. The majority of the estimated values were based on values observed between the laboratory method detection levels (MDLs) and the project reporting levels (values determined in this region have an inherently higher variability and need to be considered estimated at best), MS recoveries, surrogate recoveries, and continuing calibrations.

Two equipment rinsates and one deionized source water blank were collected for the entire field cycle. The potable water source was previously tested for use by Ohio EPA and USACE. Approval documentation is referenced under the Performance-Based Acquisition 2008 (PBA08) Sharon Conglomerate Well Installation task. The project goal for blanks is to achieve concentrations less than the reporting levels. Table C-6 summarizes analytes that were detected in these blanks. The potable water blank (SCFqc-001-0001) showed detected concentrations for 12 metals and 8 miscellaneous general chemistry analytes. Of these, barium, calcium, iron, magnesium, manganese, nickel, potassium, sodium, and the general chemistry analytes exceeded their reporting limits. As noted, the results have been previously reviewed and accepted by Ohio EPA and USACE.

Toluene was the only analyte detected in the PBA08 field blank (PBA08-QC-6000-FB) and it was well below the laboratory reporting limit. The PBA08 RI equipment rinsate blanks (PBA08-QC-

6001-ER and PBA08-QC-6002-ER) showed detections for a total of eight metals, five SVOCs, and three VOCs. Of the metals, only manganese and nickel in one rinsate and zinc in both rinsates exceeded the reporting limit, but all except nickel were below 2x the reporting limit. Only one VOC and one SVOC were detected slightly above the reporting limit. These analytes [acetone and bis(2-ethylhexyl)phthalate] are common laboratory contaminants. In general, the field blank and rinsate blank results indicate that the equipment decontamination procedure was effective and the potential for sample contamination due to ambient field conditions is very low.

Table C-1. Number of Samples Taken at the Building 1200 AOC

Media	Environmental Samples	Field Duplicates	USACE Split Samples	Trip Blanks	Equipment Rinse Blanks[a]	Source Water Blanks[b]
Soil	16	2	2	0	2	2

[a]Equipment rinse blanks were collected at a frequency of two per field cycle for the entire Performance Based Acquisition 2008 (PBA08) Remedial Investigation (RI) for the 17 areas of concern (AOCs) as presented in Section 4.6 of the PBA08 Sampling and Analysis Plan (PBA08 SAP).
[b]Source water blanks for deionized and potable water used during equipment decontamination were evaluated for the entire PBA08 RI for the 17 AOCs as presented in Section 4.6 of the PBA08 SAP.
USACE = United States Army Corps of Engineers

Table C-2. Identification of Regular and QC Samples Taken at the Building 1200 AOC

Environmental Samples	Laboratory SDG	Field Duplicates	USACE Split Samples	Metals	Explosives	SVOCs	Propellants[a]	VOCs	Pesticides	PCBs	PAHs	Hexavalent Chromium	Total Chromium
Soil													
B12SB-027-5083-SO	A0B240490	--	--	X	X						X		
B12SB-027-5084-SO	A0B240490	--	--	X	X						X		
B12SB-028-5087-SO	A0B240490	--	--	X	X	X	X	X	X	X			
B12SB-028-5088-SO	A0B240490	--	--	X	X	X	X	X	X	X			
B12SB-030-5093-SO	A0B240490	B12SB-030-6076-FD	B12SB-030-6078-QA	X	X						X		
B12SB-030-5094-SO	A0B240490	--	--	X	X						X		
B12SB-031-5097-SO	A0B240490	--	--	X	X						X		
B12SB-031-5098-SO	A0B240490	--	--	X	X						X		
B12SB-032-5101-SO	A0B240490	--	--	X	X						X		
B12SB-032-5102-SO	A0B240490	--	--	X	X						X		
B12SS-033-5041-SO	A0B180429	--	--									X	X
B12SS-034-5042-SO	A0B180429	--	--									X	X
B12SS-035-5043-SO	A0B180429	--	--									X	X
B12SS-036M-5038-SO	A0B180429	--	--	X	X						X		
B12SS-037M-5039-SO	A0B180429	B12SS-037M-6049-FD	B12SS-037M-6048-QA	X	X						X		
B12SS-038M-5040-SO	A0B180429	--	--	X	X	X	X	X	X	X			

[a]Propellants include Nitrocellulose and Nitroguanidine
AOC = Area of Concern
PAH = Polycyclic Aromatic Hydrocarbon
PCB = Polychlorinated Biphenyl
QC = Quality Control
SDG = Sample Delivery Group
SVOC = Semi-volatile Organic Compound
USACE = United States Army Corps of Engineers
VOC = Volatile Organic Compound
-- = Not sampled

Table C-3. Results Rejected in Verification for Samples from the Building 1200 AOC

Sample Delivery Group	Sample ID	Station	Analysis Type	Chemical	Results (mg/kg)	Reporting Limit	Laboratory Qualifier	Validation Qualifier	Validation Code
A0B240490	B12SB-027-5084-SO	B12sb-027	Metals	Antimony	0.63	0.63	U	R	MS-R
A0B240490	B12SB-030-5094-SO	B12sb-030	Metals	Antimony	0.61	0.61	U	R	MS-R
A0B240490	B12SB-031-5097-SO	B12sb-031	Metals	Antimony	0.66	0.66	U	R	MS-R
A0B240490	B12SB-032-5101-SO	B12sb-032	Metals	Antimony	0.68	0.68	U	R	MS-R

AOC = Area of Concern
MS =Matrix Spike
R = Rejected
U = Not detected

Table C-4. Summary of Qualified Results for Samples from the Building 1200 AOC

Analysis Group	Validation Qualifier[a]	Validation Reason Code[b]	Number Qualified	Total Number of Analyses	Percent Qualified
Soil					
All Analyses	R	--	4	1,176	0.34
	J	--	215	1,176	18
	UJ	--	121	1,176	10
	None	--	836	1,176	71
Metals	R	MS-R	4	348	1.1
	J	MS-J	110	348	32
	J	MS-J, RepLimit-J	7	348	2
	J	RepLimit-J	58	348	17
	UJ	RepLimit-J, CalBlk-U	16	348	4.6
	None	None	153	348	44
Hexavalent Chromium	J	RepLimit-J	1	3	33
	None	None	2	3	67
Explosives	J	RepLimit-J	9	240	3.8
	None	None	231	240	96

Table C-4. Summary of Qualified Results for Samples from the Building 1200 AOC (continued)

Analysis Group	Validation Qualifier[a]	Validation Reason Code[b]	Number Qualified	Total Number of Analyses	Percent Qualified
Propellants	J	RepLimit-J	2	6	33
	UJ	MB-U, RepLimit-J	1	6	17
	None	None	3	6	50
SVOCs	J	MS-J	4	390	1.0
	J	RepLimit-J	20	390	5.1
	UJ	MS-UJ	3	390	0.8
	None	None	363	390	93.1
Pesticides	J	MS-J, RepLimit-J	2	63	3.2
	UJ	MS-UJ	6	63	9.5
	UJ	MS-UJ,CCV-UJ	1	63	1.6
	UJ	Surr-UJ	20	63	32
	UJ	Surr-UJ, CCV-UJ	1	63	1.6
	None	None	33	63	52
PCBs	UJ	CCV-UJ	1	21	4.8
	None	None	20	21	95
VOCs	J	RepLimit-J	1	105	0.95
	J	Surr-J, RepLimit-J	1	105	0.95
	UJ	CCV-UJ	1	105	0.95
	UJ	MB-U, RepLimit-J	2	105	1.9
	UJ	MB-U, Surr-J	3	105	2.9
	UJ	MB-U, Surr-J, RepLimit-J	1	105	0.95
	UJ	Surr-UJ	65	105	62
	None	None	31	105	30

[a]Validation Qualifiers: J = estimated, U = not detected, UJ = not detected and reporting limit estimated, and R = rejected.
[b]Validation Reason Codes: CalBlk = calibration blank, CCV = continuing calibration verification, MB = method blank, MS = matrix spike, RptLimit = reporting limit, and Surr = surrogate recovery.
AOC = Area of Concern
PCB = Polychlorinated Biphenyl
SVOC = Semi-volatile Organic Compound
VOC = Volatile Organic Compound

Table C-5. Detailed Listing of Qualified Results for Samples from the Building 1200 AOC

Chemical	Sample Delivery Group	Sample ID	Results	Reporting Limit	Laboratory Qualifier[a]	Validation Qualifier[b]	Validation Code[c]
Soil							
Metals (mg/kg)							
Antimony	A0B240490	B12SB-027-5083-SO	0.10	0.71	J	J	MS-J, RepLimit-J
Antimony	A0B240490	B12SB-027-5084-SO	0.63	0.63	U	R	MS-R
Antimony	A0B240490	B12SB-028-5087-SO	0.17	0.64	J	J	MS-J, RepLimit-J
Antimony	A0B240490	B12SB-028-5088-SO	0.079	0.61	J	J	MS-J, RepLimit-J
Antimony	A0B240490	B12SB-030-5093-SO	0.085	0.62	J	J	MS-J, RepLimit-J
Antimony	A0B240490	B12SB-030-5094-SO	0.61	0.61	U	R	MS-R
Antimony	A0B240490	B12SB-030-6076-FD	0.096	0.64	J	J	MS-J, RepLimit-J
Antimony	A0B240490	B12SB-031-5097-SO	0.66	0.66	U	R	MS-R
Antimony	A0B240490	B12SB-031-5098-SO	0.12	0.65	J	J	MS-J, RepLimit-J
Antimony	A0B240490	B12SB-032-5101-SO	0.68	0.68	U	R	MS-R
Antimony	A0B240490	B12SB-032-5102-SO	0.10	0.65	J	J	MS-J, RepLimit-J
Antimony	A0B180429	B12SS-036M-5038-SO	0.14	0.51	J	J	RepLimit-J
Antimony	A0B180429	B12SS-037M-5039-SO	0.11	0.51	J	J	RepLimit-J
Antimony	A0B180429	B12SS-037M-6049-FD	0.10	0.51	J	J	RepLimit-J
Antimony	A0B180429	B12SS-038M-5040-SO	0.11	0.51	J	J	RepLimit-J
Arsenic	A0B240490	B12SB-027-5083-SO	11.6	0.71	E	J	MS-J
Arsenic	A0B240490	B12SB-027-5084-SO	11.6	0.63	--	J	MS-J
Arsenic	A0B240490	B12SB-028-5087-SO	10.5	0.64	--	J	MS-J

Table C-5. Detailed Listing of Qualified Results for Samples from the Building 1200 AOC (continued)

Chemical	Sample Delivery Group	Sample ID	Results	Reporting Limit	Laboratory Qualifier[a]	Validation Qualifier[b]	Validation Code[c]
Arsenic	A0B240490	B12SB-028-5088-SO	7.9	0.61	--	J	MS-J
Arsenic	A0B240490	B12SB-030-5093-SO	9.7	0.62	--	J	MS-J
Arsenic	A0B240490	B12SB-030-5094-SO	7.4	0.61	--	J	MS-J
Arsenic	A0B240490	B12SB-030-6076-FD	8.8	0.64	--	J	MS-J
Arsenic	A0B240490	B12SB-031-5097-SO	13.4	0.66	--	J	MS-J
Arsenic	A0B240490	B12SB-031-5098-SO	25.5	0.65	--	J	MS-J
Arsenic	A0B240490	B12SB-032-5101-SO	11.0	0.68	--	J	MS-J
Arsenic	A0B240490	B12SB-032-5102-SO	14.6	0.65	--	J	MS-J
Barium	A0B240490	B12SB-027-5083-SO	74.9	1.4	--	J	MS-J
Barium	A0B240490	B12SB-027-5084-SO	76.6	1.3	--	J	MS-J
Barium	A0B240490	B12SB-028-5087-SO	118	1.3	--	J	MS-J
Barium	A0B240490	B12SB-028-5088-SO	66.5	1.2	--	J	MS-J
Barium	A0B240490	B12SB-030-5093-SO	67.5	1.2	--	J	MS-J
Barium	A0B240490	B12SB-030-5094-SO	32.2	1.2	--	J	MS-J
Barium	A0B240490	B12SB-030-6076-FD	79.0	1.3	--	J	MS-J
Barium	A0B240490	B12SB-031-5097-SO	91.9	1.3	--	J	MS-J
Barium	A0B240490	B12SB-031-5098-SO	97.6	1.3	--	J	MS-J
Barium	A0B240490	B12SB-032-5101-SO	58.2	1.4	--	J	MS-J
Barium	A0B240490	B12SB-032-5102-SO	58.1	1.3	--	J	MS-J
Cadmium	A0B240490	B12SB-027-5083-SO	0.14	0.28	J	J	RepLimit-J
Cadmium	A0B240490	B12SB-027-5084-SO	0.12	0.25	J	J	RepLimit-J
Cadmium	A0B240490	B12SB-028-5088-SO	0.18	0.24	J	J	RepLimit-J
Cadmium	A0B240490	B12SB-030-5093-SO	0.097	0.25	J	J	RepLimit-J
Cadmium	A0B240490	B12SB-030-5094-SO	0.023	0.24	J	UJ	RepLimit-J, CalBlk-U
Cadmium	A0B240490	B12SB-030-6076-FD	0.16	0.26	J	J	RepLimit-J

Table C-5. Detailed Listing of Qualified Results for Samples from the Building 1200 AOC (continued)

Chemical	Sample Delivery Group	Sample ID	Results	Reporting Limit	Laboratory Qualifier[a]	Validation Qualifier[b]	Validation Code[c]
Cadmium	A0B240490	B12SB-031-5097-SO	0.12	0.27	J	J	RepLimit-J
Cadmium	A0B240490	B12SB-031-5098-SO	0.11	0.26	J	J	RepLimit-J
Cadmium	A0B240490	B12SB-032-5101-SO	0.045	0.27	J	J	RepLimit-J
Cadmium	A0B240490	B12SB-032-5102-SO	0.039	0.26	J	UJ	RepLimit-J, CalBlk-U
Cadmium	A0B180429	B12SS-036M-5038-SO	0.12	0.20	J	J	RepLimit-J
Cadmium	A0B180429	B12SS-037M-5039-SO	0.093	0.20	J	J	RepLimit-J
Cadmium	A0B180429	B12SS-037M-6049-FD	0.085	0.20	J	J	RepLimit-J
Cadmium	A0B180429	B12SS-038M-5040-SO	0.13	0.20	J	J	RepLimit-J
Calcium	A0B240490	B12SB-027-5083-SO	7,420	282	--	J	MS-J
Calcium	A0B240490	B12SB-027-5084-SO	1,400	251	--	J	MS-J
Calcium	A0B240490	B12SB-028-5087-SO	26,900	257	--	J	MS-J
Calcium	A0B240490	B12SB-028-5088-SO	23,800	243	--	J	MS-J
Calcium	A0B240490	B12SB-030-5093-SO	2,070	249	--	J	MS-J
Calcium	A0B240490	B12SB-030-5094-SO	280	243	--	J	MS-J
Calcium	A0B240490	B12SB-030-6076-FD	2,670	257	--	J	MS-J
Calcium	A0B240490	B12SB-031-5097-SO	766	266	--	J	MS-J
Calcium	A0B240490	B12SB-031-5098-SO	594	258	--	J	MS-J
Calcium	A0B240490	B12SB-032-5101-SO	793	273	--	J	MS-J
Calcium	A0B240490	B12SB-032-5102-SO	463	260	--	J	MS-J
Chromium	A0B240490	B12SB-027-5083-SO	12.7	0.71	--	J	MS-J
Chromium	A0B240490	B12SB-027-5084-SO	19.4	0.63	--	J	MS-J
Chromium	A0B240490	B12SB-028-5087-SO	16.9	0.64	--	J	MS-J
Chromium	A0B240490	B12SB-028-5088-SO	10.7	0.61	--	J	MS-J
Chromium	A0B240490	B12SB-030-5093-SO	13.6	0.62	--	J	MS-J
Chromium	A0B240490	B12SB-030-5094-SO	11.4	0.61	--	J	MS-J

Table C-5. Detailed Listing of Qualified Results for Samples from the Building 1200 AOC (continued)

Chemical	Sample Delivery Group	Sample ID	Results	Reporting Limit	Laboratory Qualifier[a]	Validation Qualifier[b]	Validation Code[c]
Chromium	A0B240490	B12SB-030-6076-FD	13.5	0.64	--	J	MS-J
Chromium	A0B240490	B12SB-031-5097-SO	20.2	0.66	--	J	MS-J
Chromium	A0B240490	B12SB-031-5098-SO	21.0	0.65	--	J	MS-J
Chromium	A0B240490	B12SB-032-5101-SO	14.8	0.68	--	J	MS-J
Chromium	A0B240490	B12SB-032-5102-SO	15.6	0.65	--	J	MS-J
Copper	A0B240490	B12SB-027-5083-SO	19.1	0.71	--	J	MS-J
Copper	A0B240490	B12SB-027-5084-SO	17.1	0.63	--	J	MS-J
Copper	A0B240490	B12SB-028-5087-SO	21.7	0.64	--	J	MS-J
Copper	A0B240490	B12SB-028-5088-SO	9.6	0.61	--	J	MS-J
Copper	A0B240490	B12SB-030-5093-SO	8.9	0.62	--	J	MS-J
Copper	A0B240490	B12SB-030-5094-SO	8.9	0.61	--	J	MS-J
Copper	A0B240490	B12SB-030-6076-FD	8.4	0.64	--	J	MS-J
Copper	A0B240490	B12SB-031-5097-SO	21.3	0.66	--	J	MS-J
Copper	A0B240490	B12SB-031-5098-SO	18.8	0.65	--	J	MS-J
Copper	A0B240490	B12SB-032-5101-SO	9.7	0.68	--	J	MS-J
Copper	A0B240490	B12SB-032-5102-SO	18.9	0.65	--	J	MS-J
Magnesium	A0B240490	B12SB-027-5083-SO	2,950	141	--	J	MS-J
Magnesium	A0B240490	B12SB-027-5084-SO	2,310	125	--	J	MS-J
Magnesium	A0B240490	B12SB-028-5087-SO	5,420	128	--	J	MS-J
Magnesium	A0B240490	B12SB-028-5088-SO	3,040	122	--	J	MS-J
Magnesium	A0B240490	B12SB-030-5093-SO	1,600	124	--	J	MS-J
Magnesium	A0B240490	B12SB-030-5094-SO	1,170	122	--	J	MS-J
Magnesium	A0B240490	B12SB-030-6076-FD	1,460	129	--	J	MS-J
Magnesium	A0B240490	B12SB-031-5097-SO	2,600	133	--	J	MS-J
Magnesium	A0B240490	B12SB-031-5098-SO	2,660	129	--	J	MS-J
Magnesium	A0B240490	B12SB-032-5101-SO	1,830	136	--	J	MS-J

Table C-5. Detailed Listing of Qualified Results for Samples from the Building 1200 AOC (continued)

Chemical	Sample Delivery Group	Sample ID	Results	Reporting Limit	Laboratory Qualifier[a]	Validation Qualifier[b]	Validation Code[c]
Magnesium	A0B240490	B12SB-032-5102-SO	2,640	130		J	MS-J
Mercury	A0B240490	B12SB-027-5083-SO	0.059	0.14	J	J	RepLimit-J
Mercury	A0B240490	B12SB-027-5084-SO	0.032	0.13	J	J	RepLimit-J
Mercury	A0B240490	B12SB-028-5088-SO	0.020	0.12	J	J	RepLimit-J
Mercury	A0B240490	B12SB-030-5093-SO	0.032	0.12	J	J	RepLimit-J
Mercury	A0B240490	B12SB-030-6076-FD	0.042	0.13	J	J	RepLimit-J
Mercury	A0B240490	B12SB-031-5097-SO	0.035	0.13	J	J	RepLimit-J
Mercury	A0B240490	B12SB-031-5098-SO	0.027	0.13	J	J	RepLimit-J
Mercury	A0B240490	B12SB-032-5101-SO	0.057	0.14	J	J	RepLimit-J
Mercury	A0B240490	B12SB-032-5102-SO	0.042	0.13	J	J	RepLimit-J
Mercury	A0B180429	B12SS-036M-5038-SO	0.048	0.10	J	J	RepLimit-J
Mercury	A0B180429	B12SS-037M-5039-SO	0.044	0.10	J	J	RepLimit-J
Mercury	A0B180429	B12SS-037M-6049-FD	0.047	0.10	J	J	RepLimit-J
Mercury	A0B180429	B12SS-038M-5040-SO	0.055	0.10	J	J	RepLimit-J
Nickel	A0B240490	B12SB-027-5083-SO	14.9	1.4	--	J	MS-J
Nickel	A0B240490	B12SB-027-5084-SO	18.8	1.3	--	J	MS-J
Nickel	A0B240490	B12SB-028-5087-SO	16.9	1.3	--	J	MS-J
Nickel	A0B240490	B12SB-028-5088-SO	15.1	1.2	--	J	MS-J
Nickel	A0B240490	B12SB-030-5093-SO	11.9	1.2	--	J	MS-J
Nickel	A0B240490	B12SB-030-5094-SO	11.6	1.2	--	J	MS-J
Nickel	A0B240490	B12SB-030-6076-FD	11.3	1.3	--	J	MS-J
Nickel	A0B240490	B12SB-031-5097-SO	39.1	1.3	--	J	MS-J
Nickel	A0B240490	B12SB-031-5098-SO	44.2	1.3	--	J	MS-J
Nickel	A0B240490	B12SB-032-5101-SO	13.1	1.4	--	J	MS-J
Nickel	A0B240490	B12SB-032-5102-SO	19.1	1.3	--	J	MS-J
Potassium	A0B240490	B12SB-027-5083-SO	693	141	--	J	MS-J

Table C-5. Detailed Listing of Qualified Results for Samples from the Building 1200 AOC (continued)

Chemical	Sample Delivery Group	Sample ID	Results	Reporting Limit	Laboratory Qualifier[a]	Validation Qualifier[b]	Validation Code[c]
Potassium	A0B240490	B12SB-027-5084-SO	1,100	125	--	J	MS-J
Potassium	A0B240490	B12SB-028-5087-SO	939	128	--	J	MS-J
Potassium	A0B240490	B12SB-028-5088-SO	598	122	--	J	MS-J
Potassium	A0B240490	B12SB-030-5093-SO	487	124	--	J	MS-J
Potassium	A0B240490	B12SB-030-5094-SO	530	122	--	J	MS-J
Potassium	A0B240490	B12SB-030-6076-FD	449	129	--	J	MS-J
Potassium	A0B240490	B12SB-031-5097-SO	1,010	133	--	J	MS-J
Potassium	A0B240490	B12SB-031-5098-SO	972	129	--	J	MS-J
Potassium	A0B240490	B12SB-032-5101-SO	577	136	--	J	MS-J
Potassium	A0B240490	B12SB-032-5102-SO	824	130	--	J	MS-J
Selenium	A0B240490	B12SB-030-5094-SO	0.54	0.61	J	J	RepLimit-J
Silver	A0B240490	B12SB-027-5083-SO	0.029	0.71	J	UJ	RepLimit-J, CalBlk-U
Silver	A0B240490	B12SB-027-5084-SO	0.030	0.63	J	UJ	RepLimit-J, CalBlk-U
Silver	A0B240490	B12SB-028-5087-SO	0.036	0.64	J	UJ	RepLimit-J, CalBlk-U
Silver	A0B240490	B12SB-028-5088-SO	0.018	0.61	J	UJ	RepLimit-J, CalBlk-U
Silver	A0B240490	B12SB-030-5093-SO	0.032	0.62	J	UJ	RepLimit-J, CalBlk-U
Silver	A0B240490	B12SB-030-5094-SO	0.011	0.61	J	UJ	RepLimit-J, CalBlk-U
Silver	A0B240490	B12SB-030-6076-FD	0.043	0.64	J	J	RepLimit-J

Table C-5. Detailed Listing of Qualified Results for Samples from the Building 1200 AOC (continued)

Chemical	Sample Delivery Group	Sample ID	Results	Reporting Limit	Laboratory Qualifier[a]	Validation Qualifier[b]	Validation Code[c]
Silver	A0B240490	B12SB-031-5097-SO	0.026	0.66	J	UJ	RepLimit-J, CalBlk-U
Silver	A0B240490	B12SB-031-5098-SO	0.022	0.65	J	UJ	RepLimit-J, CalBlk-U
Silver	A0B240490	B12SB-032-5101-SO	0.034	0.68	J	UJ	RepLimit-J, CalBlk-U
Silver	A0B240490	B12SB-032-5102-SO	0.029	0.65	J	UJ	RepLimit-J, CalBlk-U
Silver	A0B180429	B12SS-036M-5038-SO	0.041	0.51	J	UJ	RepLimit-J, CalBlk-U
Silver	A0B180429	B12SS-037M-5039-SO	0.037	0.51	J	UJ	RepLimit-J, CalBlk-U
Silver	A0B180429	B12SS-037M-6049-FD	0.034	0.51	J	UJ	RepLimit-J, CalBlk-U
Silver	A0B180429	B12SS-038M-5040-SO	0.037	0.51	J	UJ	RepLimit-J,CalBlk-U
Sodium	A0B240490	B12SB-027-5083-SO	66.1	141	J	J	RepLimit-J
Sodium	A0B240490	B12SB-027-5084-SO	46.2	125	J	J	RepLimit-J
Sodium	A0B240490	B12SB-030-5093-SO	39.7	124	J	J	RepLimit-J
Sodium	A0B240490	B12SB-030-5094-SO	32.0	122	J	J	RepLimit-J
Sodium	A0B240490	B12SB-030-6076-FD	41.9	129	J	J	RepLimit-J
Sodium	A0B240490	B12SB-031-5097-SO	43.5	133	J	J	RepLimit-J
Sodium	A0B240490	B12SB-031-5098-SO	48.6	129	J	J	RepLimit-J
Sodium	A0B240490	B12SB-032-5101-SO	35.0	136	J	J	RepLimit-J
Sodium	A0B240490	B12SB-032-5102-SO	57.6	130	J	J	RepLimit-J
Sodium	A0B180429	B12SS-036M-5038-SO	32.3	102	J	J	RepLimit-J
Sodium	A0B180429	B12SS-037M-5039-SO	35.6	102	J	J	RepLimit-J

Table C-5. Detailed Listing of Qualified Results for Samples from the Building 1200 AOC (continued)

Chemical	Sample Delivery Group	Sample ID	Results	Reporting Limit	Laboratory Qualifier[a]	Validation Qualifier[b]	Validation Code[c]
Sodium	A0B180429	B12SS-037M-6049-FD	42.1	102	J	J	RepLimit-J
Sodium	A0B180429	B12SS-038M-5040-SO	39.5	102	J	J	RepLimit-J
Thallium	A0B240490	B12SB-027-5083-SO	0.16	0.28	J	J	RepLimit-J
Thallium	A0B240490	B12SB-027-5084-SO	0.18	0.25	J	J	RepLimit-J
Thallium	A0B240490	B12SB-028-5087-SO	0.17	0.26	J	J	RepLimit-J
Thallium	A0B240490	B12SB-028-5088-SO	0.10	0.24	J	J	RepLimit-J
Thallium	A0B240490	B12SB-030-5093-SO	0.15	0.25	J	J	RepLimit-J
Thallium	A0B240490	B12SB-030-5094-SO	0.088	0.24	J	J	RepLimit-J
Thallium	A0B240490	B12SB-030-6076-FD	0.17	0.26	J	J	RepLimit-J
Thallium	A0B240490	B12SB-031-5097-SO	0.19	0.27	J	J	RepLimit-J
Thallium	A0B240490	B12SB-031-5098-SO	0.17	0.26	J	J	RepLimit-J
Thallium	A0B240490	B12SB-032-5101-SO	0.17	0.27	J	J	RepLimit-J
Thallium	A0B240490	B12SB-032-5102-SO	0.16	0.26	J	J	RepLimit-J
Thallium	A0B180429	B12SS-037M-5039-SO	0.18	0.20	J	J	RepLimit-J
Thallium	A0B180429	B12SS-037M-6049-FD	0.18	0.20	J	J	RepLimit-J
Thallium	A0B180429	B12SS-038M-5040-SO	0.18	0.20	J	J	RepLimit-J
Vanadium	A0B240490	B12SB-027-5083-SO	17.9	1.4	--	J	MS-J
Vanadium	A0B240490	B12SB-027-5084-SO	23.4	1.3	--	J	MS-J
Vanadium	A0B240490	B12SB-028-5087-SO	21.0	1.3	--	J	MS-J
Vanadium	A0B240490	B12SB-028-5088-SO	8.4	1.2	--	J	MS-J
Vanadium	A0B240490	B12SB-030-5093-SO	21.3	1.2	--	J	MS-J
Vanadium	A0B240490	B12SB-030-5094-SO	9.2	1.2	--	J	MS-J
Vanadium	A0B240490	B12SB-030-6076-FD	21.4	1.3	--	J	MS-J
Vanadium	A0B240490	B12SB-031-5097-SO	15.5	1.3	--	J	MS-J
Vanadium	A0B240490	B12SB-031-5098-SO	14.9	1.3	--	J	MS-J
Vanadium	A0B240490	B12SB-032-5101-SO	28.2	1.4	--	J	MS-J
Vanadium	A0B240490	B12SB-032-5102-SO	21.7	1.3	--	J	MS-J

Table C-5. Detailed Listing of Qualified Results for Samples from the Building 1200 AOC (continued)

Chemical	Sample Delivery Group	Sample ID	Results	Reporting Limit	Laboratory Qualifier[a]	Validation Qualifier[b]	Validation Code[c]
Zinc	A0B240490	B12SB-027-5083-SO	87.6	5.6	B	J	MS-J
Zinc	A0B240490	B12SB-027-5084-SO	61.4	5.0	B	J	MS-J
Zinc	A0B240490	B12SB-028-5087-SO	117	5.1	B	J	MS-J
Zinc	A0B240490	B12SB-028-5088-SO	115	4.9	B	J	MS-J
Zinc	A0B240490	B12SB-030-5093-SO	35.4	5.0	B	J	MS-J
Zinc	A0B240490	B12SB-030-5094-SO	21.7	4.9	B	J	MS-J
Zinc	A0B240490	B12SB-030-6076-FD	45.4	5.1	B	J	MS-J
Zinc	A0B240490	B12SB-031-5097-SO	81.2	5.3	B	J	MS-J
Zinc	A0B240490	B12SB-031-5098-SO	59.4	5.2	B	J	MS-J
Zinc	A0B240490	B12SB-032-5101-SO	41.5	5.5	B	J	MS-J
Zinc	A0B240490	B12SB-032-5102-SO	58.8	5.2	B	J	MS-J
Hexavalent Chromium (mg/kg)							
Chromium, hexavalent	A0B180429	B12SS-035-5043-SO	0.39	1.0	J	J	RepLimit-J
Explosives (mg/kg)							
2,4,6-Trinitrotoluene (TNT)	A0B240490	B12SB-027-5083-SO	0.051	0.26	J	J	RepLimit-J
2-Amino-4,6-dinitrotoluene	A0B240490	B12SB-027-5083-SO	0.074	0.26	J	J	RepLimit-J
2-Amino-4,6-dinitrotoluene	A0B240490	B12SB-028-5087-SO	0.028	0.23	J	J	RepLimit-J
4-Amino-2,6-dinitrotoluene	A0B240490	B12SB-027-5083-SO	0.083	0.26	J	J	RepLimit-J
4-Amino-2,6-dinitrotoluene	A0B240490	B12SB-028-5087-SO	0.024	0.23	J	J	RepLimit-J
Hexahydro-1,3,5-Trinitro-1,3,5-Triazine (RDX)	A0B240490	B12SB-028-5087-SO	0.015	0.23	J PG	J	RepLimit-J
Octahydro-1,3,5,7-tetranitro-1,3,5,7-tetrazocine (HMX)	A0B240490	B12SB-028-5087-SO	0.020	0.23	J	J	RepLimit-J
Octahydro-1,3,5,7-tetranitro-1,3,5,7-tetrazocine (HMX)	A0B240490	B12SB-032-5101-SO	0.015	0.24	J	J	RepLimit-J
Octahydro-1,3,5,7-tetranitro-1,3,5,7-tetrazocine (HMX)	A0B180429	B12SS-038M-5040-SO	0.012	0.25	J PG	J	RepLimit-J

Table C-5. Detailed Listing of Qualified Results for Samples from the Building 1200 AOC (continued)

Chemical	Sample Delivery Group	Sample ID	Results	Reporting Limit	Laboratory Qualifier[a]	Validation Qualifier[b]	Validation Code[c]
Propellants (mg/kg)							
Nitrocellulose	A0B240490	B12SB-028-5087-SO	2.0	6.4	B	J	RepLimit-J
Nitrocellulose	A0B240490	B12SB-028-5088-SO	1.0	6.1	B	J	RepLimit-J
Nitrocellulose	A0B180429	B12SS-038M-5040-SO	0.87	5.1	B J	UJ	MB-U, RepLimit-J
PAHs (µ/kg)							
Acenaphthene	A0B180429	B12SS-036M-5038-SO	6.8	6.8	U	UJ	MS-UJ
Anthracene	A0B180429	B12SS-036M-5038-SO	6.8	6.8	U	UJ	MS-UJ
Benz(a)anthracene	A0B180429	B12SS-036M-5038-SO	26	6.8	--	J	MS-J
Benzo(a)pyrene	A0B180429	B12SS-036M-5038-SO	27	6.8	--	J	MS-J
Benzo(b)fluoranthene	A0B180429	B12SS-037M-5039-SO	6.5	6.8	J	J	RepLimit-J
Chrysene	A0B180429	B12SS-036M-5038-SO	31	6.8	--	J	MS-J
Fluorene	A0B180429	B12SS-036M-5038-SO	6.8	6.8	U	UJ	MS-UJ
Phenanthrene	A0B180429	B12SS-036M-5038-SO	11	6.8	--	J	MS-J
SVOCs (µ/kg)							
2-Methylnaphthalene	A0B240490	B12SB-028-5087-SO	35	420	J	J	RepLimit-J
2-Methylnaphthalene	A0B180429	B12SS-038M-5040-SO	10	340	J	J	RepLimit-J
Benz(a)anthracene	A0B240490	B12SB-028-5087-SO	24	64	J	J	RepLimit-J
Benzo(b)fluoranthene	A0B240490	B12SB-028-5087-SO	37	64	J	J	RepLimit-J
Benzo(b)fluoranthene	A0B180429	B12SS-038M-5040-SO	11	51	J	J	RepLimit-J
Benzenemethanol	A0B180429	B12SS-038M-5040-SO	30	340	J	J	RepLimit-J
Chrysene	A0B240490	B12SB-028-5087-SO	27	64	J	J	RepLimit-J
Chrysene	A0B180429	B12SS-038M-5040-SO	7.3	51	J	J	RepLimit-J
Di-n-butyl phthalate	A0B240490	B12SB-028-5087-SO	26	420	J	J	RepLimit-J
Fluoranthene	A0B240490	B12SB-028-5087-SO	31	64	J	J	RepLimit-J
Fluoranthene	A0B180429	B12SS-038M-5040-SO	13	51	J	J	RepLimit-J

Table C-5. Detailed Listing of Qualified Results for Samples from the Building 1200 AOC (continued)

Chemical	Sample Delivery Group	Sample ID	Results	Reporting Limit	Laboratory Qualifier[a]	Validation Qualifier[b]	Validation Code[c]
Naphthalene	A0B240490	B12SB-028-5087-SO	15	64	J	J	RepLimit-J
Naphthalene	A0B180429	B12SS-038M-5040-SO	14	51	J	J	RepLimit-J
Phenanthrene	A0B240490	B12SB-028-5087-SO	17	64	J	J	RepLimit-J
Phenanthrene	A0B180429	B12SS-038M-5040-SO	8.1	51	J	J	RepLimit-J
Pyrene	A0B240490	B12SB-028-5087-SO	25	64	J	J	RepLimit-J
Pyrene	A0B240490	B12SB-028-5088-SO	32	61	J	J	RepLimit-J
Pyrene	A0B180429	B12SS-038M-5040-SO	8.3	51	J	J	RepLimit-J
Bis(2-Ethylhexyl) phthalate	A0B180429	B12SS-038M-5040-SO	37	340	J	J	RepLimit-J
Pesticides (µ/kg)							
4,4'-DDD	A0B240490	B12SB-028-5087-SO	51	51	U	UJ	MS-UJ, CCV-UJ
4,4'-DDD	A0B240490	B12SB-028-5088-SO	12	12	U	UJ	Surr-UJ, CCV-UJ
4,4'-DDE	A0B240490	B12SB-028-5088-SO	10	10	U	UJ	Surr-UJ
4,4'-DDT	A0B240490	B12SB-028-5088-SO	12	12	U	UJ	Surr-UJ
Aldrin	A0B240490	B12SB-028-5088-SO	24	24	U	UJ	Surr-UJ
Dieldrin	A0B240490	B12SB-028-5088-SO	10	10	U	UJ	Surr-UJ
Endosulfan I	A0B240490	B12SB-028-5088-SO	10	10	U	UJ	Surr-UJ
Endosulfan II	A0B240490	B12SB-028-5087-SO	64	64	U	UJ	MS-UJ
Endosulfan II	A0B240490	B12SB-028-5088-SO	15	15	U	UJ	Surr-UJ
Endosulfan Sulfate	A0B240490	B12SB-028-5087-SO	77	77	U	UJ	MS-UJ
Endosulfan Sulfate	A0B240490	B12SB-028-5088-SO	18	18	U	UJ	Surr-UJ
Endrin	A0B240490	B12SB-028-5088-SO	10	10	U	UJ	Surr-UJ
Endrin Aldehyde	A0B240490	B12SB-028-5087-SO	77	77	U	UJ	MS-UJ
Endrin Aldehyde	A0B240490	B12SB-028-5088-SO	18	18	U	UJ	Surr-UJ
Endrin Ketone	A0B240490	B12SB-028-5087-SO	51	51	U	UJ	MS-UJ
Endrin Ketone	A0B240490	B12SB-028-5088-SO	12	12	U	UJ	Surr-UJ

Table C-5. Detailed Listing of Qualified Results for Samples from the Building 1200 AOC (continued)

Chemical	Sample Delivery Group	Sample ID	Results	Reporting Limit	Laboratory Qualifier[a]	Validation Qualifier[b]	Validation Code[c]
Heptachlor	A0B240490	B12SB-028-5088-SO	21	21	U	UJ	Surr-UJ
Heptachlor Epoxide	A0B240490	B12SB-028-5088-SO	15	15	U	UJ	Surr-UJ
Methoxychlor	A0B240490	B12SB-028-5087-SO	130	130	U	UJ	MS-UJ
Methoxychlor	A0B240490	B12SB-028-5088-SO	30	30	U	UJ	Surr-UJ
Toxaphene	A0B240490	B12SB-028-5088-SO	410	410	U	UJ	Surr-UJ
alpha-BHC	A0B240490	B12SB-028-5088-SO	15	15	U	UJ	Surr-UJ
alpha-Chlordane	A0B240490	B12SB-028-5087-SO	57	77	J	J	MS-J, RepLimit-J
alpha-Chlordane	A0B240490	B12SB-028-5088-SO	18	18	U	UJ	Surr-UJ
beta-BHC	A0B240490	B12SB-028-5088-SO	21	21	U	UJ	Surr-UJ
delta-BHC	A0B240490	B12SB-028-5087-SO	100	100	U	UJ	MS-UJ
delta-BHC	A0B240490	B12SB-028-5088-SO	24	24	U	UJ	Surr-UJ
gamma-BHC (Lindane)	A0B240490	B12SB-028-5088-SO	15	15	U	UJ	Surr-UJ
gamma-Chlordane	A0B240490	B12SB-028-5087-SO	42	44	J	J	MS-J, RepLimit-J
gamma-Chlordane	A0B240490	B12SB-028-5088-SO	10	10	U	UJ	Surr-UJ
PCBs (µ/kg)							
Aroclor 1260	A0B240490	B12SB-028-5087-SO	42	42	U	UJ	CCV-UJ
VOCs (µ/kg)							
1,1,1-Trichloroethane	A0B240490	B12SB-028-5087-SO	6.4	6.4	U	UJ	Surr-UJ
1,1,1-Trichloroethane	A0B240490	B12SB-028-5088-SO	6.1	6.1	U	UJ	Surr-UJ
1,1,2,2-Tetrachloroethane	A0B240490	B12SB-028-5087-SO	6.4	6.4	U	UJ	Surr-UJ
1,1,2,2-Tetrachloroethane	A0B240490	B12SB-028-5088-SO	6.1	6.1	U	UJ	Surr-UJ
1,1,2-Trichloroethane	A0B240490	B12SB-028-5087-SO	6.4	6.4	U	UJ	Surr-UJ
1,1,2-Trichloroethane	A0B240490	B12SB-028-5088-SO	6.1	6.1	U	UJ	Surr-UJ
1,1-Dichloroethane	A0B240490	B12SB-028-5087-SO	6.4	6.4	U	UJ	Surr-UJ
1,1-Dichloroethane	A0B240490	B12SB-028-5088-SO	6.1	6.1	U	UJ	Surr-UJ

Table C-5. Detailed Listing of Qualified Results for Samples from the Building 1200 AOC (continued)

Chemical	Sample Delivery Group	Sample ID	Results	Reporting Limit	Laboratory Qualifier[a]	Validation Qualifier[b]	Validation Code[c]
1,1-Dichloroethene	A0B240490	B12SB-028-5087-SO	6.4	6.4	U	UJ	Surr-UJ
1,1-Dichloroethene	A0B240490	B12SB-028-5088-SO	6.1	6.1	U	UJ	Surr-UJ
1,2-Dibromoethane (Ethylene Dibromide)	A0B240490	B12SB-028-5087-SO	6.4	6.4	U	UJ	Surr-UJ
1,2-Dibromoethane (Ethylene Dibromide)	A0B240490	B12SB-028-5088-SO	6.1	6.1	U	UJ	Surr-UJ
1,2-Dichloroethane	A0B240490	B12SB-028-5087-SO	6.4	6.4	U	UJ	Surr-UJ
1,2-Dichloroethane	A0B240490	B12SB-028-5088-SO	6.1	6.1	U	UJ	Surr-UJ
1,2-Dichloroethene (total)	A0B240490	B12SB-028-5087-SO	6.4	6.4	U	UJ	Surr-UJ
1,2-Dichloroethene (total)	A0B240490	B12SB-028-5088-SO	6.1	6.1	U	UJ	Surr-UJ
1,2-Dichloropropane	A0B240490	B12SB-028-5087-SO	6.4	6.4	U	UJ	Surr-UJ
1,2-Dichloropropane	A0B240490	B12SB-028-5088-SO	6.1	6.1	U	UJ	Surr-UJ
2-Butanone (MEK)	A0B240490	B12SB-028-5087-SO	26	26	U	UJ	Surr-UJ
2-Butanone (MEK)	A0B240490	B12SB-028-5088-SO	24	24	J B	UJ	MB-U, Surr-J, RepLimit-J
2-Butanone (MEK)	A0B180429	B12SS-038M-5040-SO	29	29	J B	UJ	MB-U, RepLimit-J
2-Hexanone	A0B240490	B12SB-028-5087-SO	26	26	U	UJ	Surr-UJ
2-Hexanone	A0B240490	B12SB-028-5088-SO	24	24	U	UJ	Surr-UJ
4-Methyl-2-pentanone (MIBK)	A0B240490	B12SB-028-5087-SO	26	26	U	UJ	Surr-UJ
4-Methyl-2-pentanone (MIBK)	A0B240490	B12SB-028-5088-SO	24	24	U	UJ	Surr-UJ
Acetone	A0B240490	B12SB-028-5087-SO	26	26	U	UJ	Surr-UJ
Acetone	A0B240490	B12SB-028-5088-SO	28	24	B	UJ	MB-U, Surr-J

Table C-5. Detailed Listing of Qualified Results for Samples from the Building 1200 AOC (continued)

Chemical	Sample Delivery Group	Sample ID	Results	Reporting Limit	Laboratory Qualifier[a]	Validation Qualifier[b]	Validation Code[c]
Acetone	A0B180429	B12SS-038M-5040-SO	29	29	J B	UJ	MB-U, RepLimit-J
Benzene	A0B240490	B12SB-028-5087-SO	6.4	6.4	U	UJ	Surr-UJ
Benzene	A0B240490	B12SB-028-5088-SO	6.1	6.1	U	UJ	Surr-UJ
Bromochloromethane	A0B240490	B12SB-028-5087-SO	6.4	6.4	U	UJ	Surr-UJ
Bromochloromethane	A0B240490	B12SB-028-5088-SO	6.1	6.1	U	UJ	Surr-UJ
Bromodichloromethane	A0B240490	B12SB-028-5087-SO	6.4	6.4	U	UJ	Surr-UJ
Bromodichloromethane	A0B240490	B12SB-028-5088-SO	6.1	6.1	U	UJ	Surr-UJ
Bromoform	A0B240490	B12SB-028-5087-SO	6.4	6.4	U	UJ	Surr-UJ
Bromoform	A0B240490	B12SB-028-5088-SO	6.1	6.1	U	UJ	Surr-UJ
Bromomethane (Methyl bromide)	A0B240490	B12SB-028-5087-SO	6.4	6.4	U	UJ	Surr-UJ
Bromomethane (Methyl bromide)	A0B240490	B12SB-028-5088-SO	6.1	6.1	U	UJ	Surr-UJ
Carbon Disulfide	A0B240490	B12SB-028-5087-SO	6.4	6.4	U	UJ	Surr-UJ
Carbon Disulfide	A0B240490	B12SB-028-5088-SO	0.80	6.1	J	J	Surr-J, RepLimit-J
Carbon Tetrachloride	A0B240490	B12SB-028-5087-SO	6.4	6.4	U	UJ	Surr-UJ
Carbon Tetrachloride	A0B240490	B12SB-028-5088-SO	6.1	6.1	U	UJ	Surr-UJ
Carbon Tetrachloride	A0B180429	B12SS-038M-5040-SO	7.2	7.2	U	UJ	CCV-UJ
Chlorobenzene	A0B240490	B12SB-028-5087-SO	6.4	6.4	U	UJ	Surr-UJ
Chlorobenzene	A0B240490	B12SB-028-5088-SO	6.1	6.1	U	UJ	Surr-UJ
Chlorodibromomethane	A0B240490	B12SB-028-5087-SO	6.4	6.4	U	UJ	Surr-UJ
Chlorodibromomethane	A0B240490	B12SB-028-5088-SO	6.1	6.1	U	UJ	Surr-UJ
Chloroethane	A0B240490	B12SB-028-5087-SO	6.4	6.4	U	UJ	Surr-UJ
Chloroethane	A0B240490	B12SB-028-5088-SO	6.1	6.1	U	UJ	Surr-UJ
Chloroform	A0B240490	B12SB-028-5087-SO	6.4	6.4	U	UJ	Surr-UJ
Chloroform	A0B240490	B12SB-028-5088-SO	6.1	6.1	U	UJ	Surr-UJ
Chloromethane	A0B240490	B12SB-028-5087-SO	6.4	6.4	U	UJ	Surr-UJ

Table C-5. Detailed Listing of Qualified Results for Samples from the Building 1200 AOC (continued)

Chemical	Sample Delivery Group	Sample ID	Results	Reporting Limit	Laboratory Qualifier[a]	Validation Qualifier[b]	Validation Code[c]
Chloromethane	A0B240490	B12SB-028-5088-SO	6.1	6.1	U	UJ	Surr-UJ
Ethylbenzene	A0B240490	B12SB-028-5087-SO	6.4	6.4	U	UJ	Surr-UJ
Ethylbenzene	A0B240490	B12SB-028-5088-SO	6.1	6.1	U	UJ	Surr-UJ
Methylene Chloride	A0B240490	B12SB-028-5087-SO	8.2	6.4	B	UJ	MB-U,Surr-J
Methylene Chloride	A0B240490	B12SB-028-5088-SO	8.0	6.1	B	UJ	MB-U,Surr-J
Styrene	A0B240490	B12SB-028-5087-SO	6.4	6.4	U	UJ	Surr-UJ
Styrene	A0B240490	B12SB-028-5088-SO	6.1	6.1	U	UJ	Surr-UJ
Tetrachloroethene	A0B240490	B12SB-028-5087-SO	6.4	6.4	U	UJ	Surr-UJ
Tetrachloroethene	A0B240490	B12SB-028-5088-SO	6.1	6.1	U	UJ	Surr-UJ
Toluene	A0B240490	B12SB-028-5087-SO	6.4	6.4	U	UJ	Surr-UJ
Toluene	A0B240490	B12SB-028-5088-SO	6.1	6.1	U	UJ	Surr-UJ
Toluene	A0B180429	B12SS-038M-5040-SO	0.46	7.2	J	J	RepLimit-J
Trichloroethene	A0B240490	B12SB-028-5087-SO	6.4	6.4	U	UJ	Surr-UJ
Trichloroethene	A0B240490	B12SB-028-5088-SO	6.1	6.1	U	UJ	Surr-UJ
Vinyl Chloride	A0B240490	B12SB-028-5087-SO	6.4	6.4	U	UJ	Surr-UJ
Vinyl Chloride	A0B240490	B12SB-028-5088-SO	6.1	6.1	U	UJ	Surr-UJ
Xylene (Total)	A0B240490	B12SB-028-5087-SO	13	13	U	UJ	Surr-UJ
Xylene (Total)	A0B240490	B12SB-028-5088-SO	12	12	U	UJ	Surr-UJ
cis-1,3-Dichloropropene	A0B240490	B12SB-028-5087-SO	6.4	6.4	U	UJ	Surr-UJ
cis-1,3-Dichloropropene	A0B240490	B12SB-028-5088-SO	6.1	6.1	U	UJ	Surr-UJ
trans-1,3-Dichloropropene	A0B240490	B12SB-028-5087-SO	6.4	6.4	U	UJ	Surr-UJ
trans-1,3-Dichloropropene	A0B240490	B12SB-028-5088-SO	6.1	6.1	U	UJ	Surr-UJ

[a]Laboratory Qualifiers: B = analyte was detected in the associated blank as well as the sample, J = estimated because result is between the method detection limit and the reporting limit, U = not detected, E = inorganic result estimated because of the presence of interference, and PG = more than 40% difference between primary and confirmation analysis.
[b]Validation Qualifiers: J = estimated, U = not detected, UJ = not detected and reporting limit estimated, and R = rejected.
[c]Validation Reason Codes: CalBlk = calibration blank, CCV = continuing calibration verification, MB = method blank, MS = matrix spike, RptLimit = reporting limit, and Surr = surrogate recovery.

AOC = Area of Concern
PAH = Polycyclic Aromatic Hydrocarbon
PCB = Polychlorinated Biphenyl
SVOC = Semi-volatile Organic Compound
VOC = Volatile Organic Compound
-- = No qualifier

Table C-6. Results for Analytes Detected in Field Blanks or Equipment Rinsate Samples

Sample ID			SCFqc-001-0001-FB	PBA08-QC-6000-FB	PBA08-QC-6001-ER	PBA08-QC-6002-ER
Date			02/06/09	02/18/10	02/18/10	04/01/10
Sample Type						
Analyte (mg/L)	CAS Number	Project Reporting Level	Potable Water Blank	Deionized Water Blank	Equipment Rinse Blank	Equipment Rinse Blank
Metals						
Antimony	7440-36-0	0.005	0.00019 J	<0.005 U	<0.005 U	<0.005 U
Arsenic	7440-38-2	0.005	0.0012 J	<0.005 U	<0.005 U	<0.005 U
Barium	7440-39-3	0.01	0.0472	<0.01 U	<0.01 U	<0.01 U
Calcium	7440-70-2	0.1	65.6	<2 U	<2 U	<2 U
Chromium	7440-47-3	0.005	<0.005 U	<0.005 U	<0.005 U	0.0012 J
Cobalt	7440-48-4	0.005	<0.005 U	<0.005 U	<0.005 U	0.00006 J
Copper	7440-50-8	0.005	0.00057 J	<0.005 U	<0.005 U	<0.005 U
Iron	7439-89-6	0.1	0.78	<0.15 U	<0.15 U	0.0957 J
Magnesium	7439-95-4	0.1	28.3	<1 U	<1 U	<1 U
Manganese	7439-96-5	0.01	0.0919	<0.01 U	<0.01 U	0.0155
Nickel	7440-02-0	0.0002	0.00035 J	<0.01 U	<0.01 U	0.0012 J
Potassium	7440-09-7	0.2	2.86	<1 U	<1 U	<1 U
Sodium	7440-23-5	0.2	40.1	<1 U	<1 U	<1 U
Thallium	7440-28-0	0.002	0.00036 J	<0.002 U	<0.002 U	<0.002 U
Vanadium	7440-62-2	0.01	<0.01 U	<0.01 U	0.00053 J	<0.01 U
Zinc	7440-66-6	0.01	<0.0049 UJ	<0.04 U	0.0104 J	0.0104 J
Semi-volatile Organic Compounds						
Benzenemethanol	100-51-6	0.01	<0.01 U	<0.01 U	<0.01 U	0.00078 J
Bis(2-ethylhexyl)phthalate	117-81-7	0.01	<0.01 U	<0.01 UJ	<0.01 UJ	0.014
Di-n-butyl phthalate	84-74-2	0.01	<0.01 U	<0.01 U	<0.01 U	0.00068 J

Table C-6. Results for Analytes Detected in Field Blanks or Equipment Rinsate Samples (continued)

Sample ID			SCFqc-001-0001-FB	PBA08-QC-6000-FB	PBA08-QC-6001-ER	PBA08-QC-6002-ER
Date			02/06/09	02/18/10	02/18/10	04/01/10
Sample Type						
Analyte (mg/L)	CAS Number	Project Reporting Level	Potable Water Blank	Deionized Water Blank	Equipment Rinse Blank	Equipment Rinse Blank
Volatile Organic Compounds						
2-Butanone	78-93-3	0.01	<0.01 U	<0.01 U	0.00072 J	<0.01 U
Acetone	67-64-1	0.01	<0.01 U	<0.01 U	0.004 J	0.017
Toluene	108-88-3	0.001	<0.001 U	0.00053 J	0.00042 J	0.00034 J
Miscellaneous						
Alkalinity	NA	1.0	250 J	NA	NA	NA
Bicarbonate	71-52-3	1.0	250 J	NA	NA	NA
Bromide	24959-67-9	0.2	0.3	NA	NA	NA
Chloride	16887-00-6	0.2	85.9	NA	NA	NA
Fluoride	16984-48-8	0.1	0.1	NA	NA	NA
Orthophosphate	14265-44-2	0.1	0.2	NA	NA	NA
Phosphorous, Total	NA	0.1	0.11	NA	NA	NA
Sulfate	14808-79-8	1.0	51.6	NA	NA	NA

Explosives, propellants, pesticides, and polychlorinated biphenyls were analyzed for and not detected.
Sample Type: FB = source water blank and ER = equipment rinse blank.
Data Qualifiers: J = estimated, U = not detected, and UJ = not detected and reporting limit estimated.
CAS = Chemical Abstract Service
NA = Not applicable

C.4 DATA QUALITY EVALUATION

C.4.1 Metals Analysis in Soil

Analytical holding times were met for all samples. Initial calibration and continuing calibration, LCS, laboratory duplicate, and serial dilution criteria were achieved for all elements analyzed. Method blank levels or continuing calibration blank levels did result in qualification of eight silver and two cadmium results (4.6% of metals data) as non-detectable concentration "U" or estimated non-detectable concentration "UJ" in most samples. Antimony, arsenic, barium, calcium, chromium, copper, magnesium, nickel, potassium, vanadium, and zinc concentrations were qualified as estimated "J" for 117 results (34% of metals data) due to high or low MS recoveries. However, non-detectable concentration results for antimony were rejected in four samples due to less than 30% recovery. Other metals exhibited acceptable recoveries and were not qualified. Reporting levels are considered to be acceptable relative to the QAPP goals. Dilutions of 1:10 were required to bring concentrations of aluminum in 12 samples and manganese in two samples within the instrument calibration range. Although antimony results were rejected in four samples and some analyses were qualified as estimated, the deviations observed should not have a primary influence on the results, and the values are considered technically sound and defensible with the exception of antimony. Complete data summary tables, with associated qualifiers, are provided in Appendix D of the RI report and can be found in the RVAAP Environmental Information Management System (REIMS).

C.4.2 Volatile Organic Analysis in Soil

Analytical holding times were met for all samples. Surrogate recoveries were low for these analyses, thus causing 70 data points (66.8% of VOC data) to be qualified as estimated "J" or "UJ." Internal standard area counts and compound retention times were acceptable throughout the data analyses. Initial calibration criteria were met for all compounds. Continuing calibration criteria were acceptable for most analytes with the exception of less than negative 20% difference (%D) values for carbon tetrachloride, which caused non-detectable concentration results in one sample to be qualified as estimated "UJ." Method blanks were free of contamination with the exception of low levels of acetone, 2-butanone, 2-hexanone, methylene chloride, toluene, and 4-methyl-2-pentanone. Associated sample results were qualified as non-detectable concentration "U" for acetone, 2-butanone, toluene, and methylene chloride as required. All LCS recoveries were within criteria. MS/matrix spike duplicate (MSD) did not apply to this sample set. No samples required dilutions or re-analyses. Although analyses were qualified as estimated, the deviations observed should not have a primary influence on the results, and the values are considered technically sound and defensible. Complete data summary tables, with associated qualifiers, are provided in Appendix D of the RI report and can be found in REIMS.

C.4.3 Semi-volatile Organic Analysis in Soil

Analytical holding times were met for all samples. Surrogate recoveries were acceptable for these analyses. Internal standard area counts and compound retention times were acceptable throughout the data analyses. Initial and continuing calibration criteria were met for all compounds. Method blanks were free of contamination and had no impact on the data. All LCS recoveries were within criteria. MS/MSD recoveries and relative percent difference (RPD) values were acceptable with the exception of low MS recovery values for several polycyclic aromatic hydrocarbon (PAH) analytes. Therefore, based on low MS recoveries, results for acenaphthene, anthracene, benz(a)anthracene, benzo(a)pyrene, chrysene, fluorine, and phenanthrene in parent sample B12SS-036M-5038-SO were qualified as estimated "J" or "UJ" as appropriate. No samples required dilutions or re-analyses. Although a few positive results were qualified as estimated because associated values were less than the reporting levels, the deviations observed should not have a primary influence on the results, and the values are considered technically sound and defensible. No data were rejected. Complete data summary tables, with associated qualifiers, are provided in Appendix D of the RI report and can be found in REIMS.

C.4.4 Pesticide Analysis in Soil

Analytical holding times were met for all samples. Surrogate recoveries were low for pesticide sample B12SB-028-5088-SO, which caused all results for this sample to be qualified as estimated "UJ." All other surrogate recoveries were acceptable. Initial calibration criteria were met for all compounds. Continuing calibration criteria were met with the exception of 4,4'-DDD, which was greater than 15%D and caused 4,4'-DDD in both pesticide samples to be estimated "UJ." Method blanks were free of contamination and had no impact on the sample data. All LCS recoveries were within criteria. Pesticides MS/MSD criteria were within control limits in pesticide sample B12SS-038M-5040-SO. However, MS/MSD recoveries were low and RPD values were high for nine pesticide analytes in sample B12SB-028-5087-SO, which caused the affected analytes in this sample to be qualified as estimated "J" or "UJ." Pesticide samples were reported as dilutions, which resulted in elevated reporting levels. Three samples were analyzed for pesticides, one each at 1:20, 1:5, and 1:2 dilutions. All of the reporting limits were below the Facility-Wide Cleanup Goals (FWCUGs) with the exception of aldrin in sample B12sb-028-5087-SO. However, the MDL was below the FWCUG and concentrations detected between the MDL and reporting limit would have been reported as estimated values. Although analyses were qualified as estimated, the deviations observed should not have a primary influence on the results, and the values are considered technically sound and defensible. No data were rejected. Complete data summary tables, with associated qualifiers, are provided in Appendix D of the RI report and can be found in REIMS.

C.4.5 Polychlorinated Biphenyl Analysis in Soil

Analytical holding times were met for all samples. Surrogate recoveries were acceptable for all PCB analyses. Initial calibration criteria were met for all compounds. Continuing calibration criteria were met with the exception aroclor-1260, which was greater than 15%D and caused aroclor-1260 in B12SB-028-5087-SO to be estimated "UJ." Method blanks were free of contamination and had no impact on the sample data. All LCS recoveries were within criteria. MS/MSD did not apply to any PCB samples in this data set. No PCB samples required dilutions, and reporting limits met project objectives. Although analyses were qualified as estimated, the deviations observed should not have a primary influence on the results, and the values are considered technically sound and defensible. No data were rejected. Complete data summary tables, with associated qualifiers, are provided in Appendix D of the RI report and can be found in REIMS.

C.4.6 Explosives and Nitroglycerin Analysis in Soil

Analytical holding times were met for all samples. Surrogate recoveries were acceptable for these analyses. Initial and continuing calibration criteria were met for all compounds. Method blanks were free of contamination and had no impact on the sample data. All LCS recoveries were within criteria. MS recoveries and MS/MSD RPD values were also acceptable. No explosives samples required dilutions. Although a few results were qualified as estimated because they were between the detection limit and the reporting limit, the deviations observed should not have a primary influence on the results, and the values are considered technically sound and defensible. No data were rejected. Complete data summary tables, with associated qualifiers, are provided in Appendix D of the RI report and can be found in REIMS.

C.4.7 Nitroguanidine, Nitrocellulose, and Hexavalent Chromium Analysis in Soil

Analytical holding times were met for all samples. Initial and continuing calibration criteria were met for all compounds. Method blanks for nitroguanidine and hexavalent chromium were free of contamination and had no impact on the sample data. However, one method blank contained nitrocellulose at 0.80 mg/kg, which caused this analyte in associated sample B12SS-038M-5040-SO to be qualified as estimated "UJ." All LCS recoveries were within criteria. MS/MSD did not apply to any samples in this data set. No dilutions or re-analyses were required. Although some analyses were qualified as estimated, the deviations observed should not have a primary influence on the results, and the values are considered technically sound and defensible. No data were rejected. Complete data summary tables, with associated qualifiers, are provided in Appendix D of the RI report and can be found in REIMS.

C.4.8 Precision

Field duplicate samples were collected to ascertain the contribution to variability (i.e., precision) due to the combination of environmental media, sampling consistency, and analytical precision. Field duplicate samples were collected from the same spatial and temporal conditions as the primary

environmental sample. Soil samples were collected from the same sampling device, after homogenization, for all analytes except VOCs.

Field duplicate comparison information is presented in Table C-7. If a given analyte was not detected in both the regular and field duplicate sample, precision was considered acceptable and results were not included in the table. The RPD was calculated only when both samples were > 5x the reporting level. When one or both sample values were between the reporting level and 5x the reporting level, the absolute difference (D) was evaluated. Tables 3-1 and 3-2 of the FWQAPP set the RPD criteria at 50% for soil and sediment and at 30% for water while the absolute difference is set at 1x the reporting limit for all matrices. Field duplicate comparisons for the Building 1200 AOC are considered good, with all results below an absolute difference of 1 or an RPD of 50% with the exception of manganese in the soil duplicate at 54% RPD.

C.4.9 Sensitivity

Determination of minimum detectable values allows the investigation to assess the relative confidence that can be placed in a value relative to the magnitude or level of analyte concentration observed. The closer a measured value comes to the minimum detectable concentration, the less confidence and more variation the measurement will have. Project sensitivity goals were expressed as quantitation level goals in the QAPP. These levels were achieved or exceeded throughout the analytical process, with the exception of pesticide analyses which were reported as dilutions. All of the reporting limits for undetected analytes remained below the FWCUGs except for one aldrin result. However, the MDL for aldrin remained below the FWCUG and concentrations detected between the MDL and the reporting limit would have been reported as estimated values. Individual analyte reporting levels varied due to matrix differences and contaminant analyte concentrations. Reporting levels were elevated in soil due to dilution factors, inherent moisture content variability, and results being reported in the standard dry weight format. Reporting level variations have been considered during data interpretation and statistical applications.

Method blank determinations were performed with each analytical sample batch for each analyte under investigation. These blanks were evaluated during data review to determine their potential impact on individual data points, if any. Review action levels are set at 5x the reporting level for all analytes, except those designated as common laboratory contaminants (methylene chloride, acetone, toluene, 2-butanone, and phthalate compounds) with action levels set at 10x reporting levels. During data review, reported sample concentrations are assessed against method blank action levels, and the following qualifications are made when reportable quantities of analytes were observed in the associated method blank.

- When the analyte sample concentration is above 5 or 10x the action level, the data are not qualified and it is considered a positive value.

- When inorganic analyte sample concentrations are determined to be below 5 or 10x the action level, the data are considered impacted by the method blank and the value reported is qualified as

a non-detectable concentration at the analyte value reported. These data are then qualified as "U."

- When organic analyte sample concentrations are determined to be below 5 or 10x the action level, the data are considered impacted by the method blank and the value reported is qualified as a non-detectable concentration. If the reported value is below the reporting level, the result is qualified as a non-detectable concentration at the reporting level. If the result is above the reporting limit, it is qualified as a non-detectable concentration at the analyte value reported. These data are then qualified as "U."

No data were rejected as a result of method blank contamination; however, various analytes were qualified as non-detectable concentration "U" according to the validation in Table C-4.

C.4.10 Representativeness and Comparability

Representativeness expresses the degree to which data accurately reflect the analyte or parameter of interest for the environmental AOC and is the qualitative term most concerned with the proper design of the sampling program. Factors that affect the representativeness of analytical data include proper preservation, holding times, use of standard sampling and analytical methods, and determination of matrix or analyte interferences. Samples were hand-delivered to the laboratory by the TestAmerica courier and were received within temperature specifications and in good condition. A few samples were received at a temperature of 0.8°C. This did not impact the quality of the data. No holding time deviations were observed.

Comparability, like representativeness, is a qualitative term relative to an individual project data set. The RI employed appropriate sampling methodologies, sample containers and preservation, site surveillance, use of standard sampling devices, uniform training, documentation of sampling, standard analytical protocols/procedures, QC checks with standard control limits, and universally accepted data reporting units to ensure comparability to other data sets. Through the proper implementation and documentation of these standard practices, the project has established the confidence that the data will be comparable to other project and programmatic information. Table C-8 presents the standardized parameter groups, sample containers, preservation techniques, and associated holding times for environmental media.

C.4.11 Completeness

Usable data are defined as those data that pass individual scrutiny during the verification and validation process and are accepted for unrestricted application to the human health risk assessment evaluation or equivalent-type applications. Estimated data have been determined to be acceptable for RVAAP project objectives.

The completeness goal for analytical data is 90% as defined in Tables 3-1 and 3-2 of the FWQAPP. The project achieved this goal by collecting all samples presented in the PBA08 SAP and producing usable results for 99.7% of all samples performed.

Table C-7. Field Duplicate Pair Comparisons for Analytes Detected in Samples from the Building 1200 AOC

Sample Identification Numbers	Analysis Type	Chemical	Regular Result	Duplicate Result	RPD % or (Abs. Diff)[a]	Test[b]
Soil (mg/kg)						
B12SB-030-5093-SO/ B12SB-030-6076-FD	Metals	Aluminum	9,970	9,850	1%	RPD
B12SB-030-5093-SO/ B12SB-030-6076-FD	Metals	Antimony	0.085 J	0.096 J	(0.02)	D
B12SB-030-5093-SO/ B12SB-030-6076-FD	Metals	Arsenic	9.7 J	8.8 J	10%	RPD
B12SB-030-5093-SO/ B12SB-030-6076-FD	Metals	Barium	67.5 J	79 J	16%	RPD
B12SB-030-5093-SO/ B12SB-030-6076-FD	Metals	Beryllium	0.41	0.49	(0.64)	D
B12SB-030-5093-SO/ B12SB-030-6076-FD	Metals	Cadmium	0.097 J	0.16 J	(0.25)	D
B12SB-030-5093-SO/ B12SB-030-6076-FD	Metals	Calcium	2,070 J	2,670 J	25%	RPD
B12SB-030-5093-SO/ B12SB-030-6076-FD	Metals	Chromium	13.6 J	13.5 J	1%	RPD
B12SB-030-5093-SO/ B12SB-030-6076-FD	Metals	Cobalt	7.8	11.3	37%	RPD
B12SB-030-5093-SO/ B12SB-030-6076-FD	Metals	Copper	8.9 J	8.4 J	6%	RPD
B12SB-030-5093-SO/ B12SB-030-6076-FD	Metals	Iron	23,900	20,300	16%	RPD
B12SB-030-5093-SO/ B12SB-030-6076-FD	Metals	Lead	13	17.2	28%	RPD
B12SB-030-5093-SO/ B12SB-030-6076-FD	Metals	Magnesium	1,600 J	1,460 J	9%	RPD
B12SB-030-5093-SO/ B12SB-030-6076-FD	Metals	Manganese	566	984	54%	RPD*
B12SB-030-5093-SO/ B12SB-030-6076-FD	Metals	Mercury	0.032 J	0.042 J	(0.08)	D
B12SB-030-5093-SO/ B12SB-030-6076-FD	Metals	Nickel	11.9 J	11.3 J	5%	RPD
B12SB-030-5093-SO/ B12SB-030-6076-FD	Metals	Potassium	487 J	449 J	(0.30)	D
B12SB-030-5093-SO/ B12SB-030-6076-FD	Metals	Selenium	0.62	0.69	(0.11)	D
B12SB-030-5093-SO/ B12SB-030-6076-FD	Metals	Silver	0.032 UJ	0.043 J	(0.02)	D
B12SB-030-5093-SO/ B12SB-030-6076-FD	Metals	Sodium	39.7 J	41.9 J	(0.02)	D
B12SB-030-5093-SO/ B12SB-030-6076-FD	Metals	Thallium	0.15 J	0.17 J	(0.08)	D
B12SB-030-5093-SO/ B12SB-030-6076-FD	Metals	Vanadium	21.3 J	21.4 J	0%	RPD
B12SB-030-5093-SO/ B12SB-030-6076-FD	Metals	Zinc	35.4 J	45.4 J	25%	RPD
B12SB-030-5093-SO/ B12SB-030-6076-FD	PAHs	Benzo(b)fluoranthene	0.0088	0.012	(0.38)	D
B12SB-030-5093-SO/ B12SB-030-6076-FD	PAHs	Chrysene	0.0083 U	0.0098	(0.18)	D
B12SB-030-5093-SO/ B12SB-030-6076-FD	PAHs	Fluoranthene	0.0086	0.013	(0.52)	D
B12SB-030-5093-SO/ B12SB-030-6076-FD	PAHs	Pyrene	0.0084	0.011	(0.31)	D
B12SS-037M-5039-SO/ B12SS-037M-6049-FD	Metals	Aluminum	11,800	11,900	1%	RPD
B12SS-037M-5039-SO/ B12SS-037M-6049-FD	Metals	Antimony	0.11 J	0.1 J	(0.02)	D

Table C-7. Field Duplicate Pair Comparisons for Analytes Detected in Samples from the Building 1200 AOC (continued)

Sample Identification Numbers	Analysis Type	Chemical	Regular Result	Duplicate Result	RPD % or (Abs. Diff)[a]	Test[b]
B12SS-037M-5039-SO/ B12SS-037M-6049-FD	Metals	Arsenic	11.1	11.4	3%	RPD
B12SS-037M-5039-SO/ B12SS-037M-6049-FD	Metals	Barium	68.3	67.5	1%	RPD
B12SS-037M-5039-SO/ B12SS-037M-6049-FD	Metals	Beryllium	0.51	0.54	6%	RPD
B12SS-037M-5039-SO/ B12SS-037M-6049-FD	Metals	Cadmium	0.093 J	0.085 J	(0.04)	D
B12SS-037M-5039-SO/ B12SS-037M-6049-FD	Metals	Calcium	737	749	(0.06)	D
B12SS-037M-5039-SO/ B12SS-037M-6049-FD	Metals	Chromium	36.1	28.6	23%	RPD
B12SS-037M-5039-SO/ B12SS-037M-6049-FD	Metals	Cobalt	9.3	9.4	1%	RPD
B12SS-037M-5039-SO/ B12SS-037M-6049-FD	Metals	Copper	15.3	15.8	3%	RPD
B12SS-037M-5039-SO/ B12SS-037M-6049-FD	Metals	Iron	24100	25,000	4%	RPD
B12SS-037M-5039-SO/ B12SS-037M-6049-FD	Metals	Lead	17	14.7	15%	RPD
B12SS-037M-5039-SO/ B12SS-037M-6049-FD	Metals	Magnesium	2,140	2,280	6%	RPD
B12SS-037M-5039-SO/ B12SS-037M-6049-FD	Metals	Manganese	466	459	2%	RPD
B12SS-037M-5039-SO/ B12SS-037M-6049-FD	Metals	Mercury	0.044 J	0.047 J	(0.03)	D
B12SS-037M-5039-SO/ B12SS-037M-6049-FD	Metals	Nickel	25.4	22.4	13%	RPD
B12SS-037M-5039-SO/ B12SS-037M-6049-FD	Metals	Potassium	716	783	9%	RPD
B12SS-037M-5039-SO/ B12SS-037M-6049-FD	Metals	Selenium	0.82	0.88	(0.12)	D
B12SS-037M-5039-SO/ B12SS-037M-6049-FD	Metals	Sodium	35.6 J	42.1 J	(0.06)	D
B12SS-037M-5039-SO/ B12SS-037M-6049-FD	Metals	Thallium	0.18 J	0.18 J	(0.00)	D
B12SS-037M-5039-SO/ B12SS-037M-6049-FD	Metals	Vanadium	21.4	20.9	2%	RPD
B12SS-037M-5039-SO/ B12SS-037M-6049-FD	Metals	Zinc	48.7	50	3%	RPD
B12SS-037M-5039-SO/ B12SS-037M-6049-FD	PAHs	Benzo(b)fluoranthene	0.0065 J	0.0068 U	(0.04)	D
B12SS-037M-5039-SO/ B12SS-037M-6049-FD	PAHs	Chrysene	0.0072	0.0076	(0.06)	D
B12SS-037M-5039-SO/ B12SS-037M-6049-FD	PAHs	Fluoranthene	0.012	0.012	(0.00)	D
B12SS-037M-5039-SO/ B12SS-037M-6049-FD	PAHs	Naphthalene	0.016	0.014	(0.29)	D
B12SS-037M-5039-SO/ B12SS-037M-6049-FD	PAHs	Phenanthrene	0.0075	0.007	(0.07)	D
B12SS-037M-5039-SO/ B12SS-037M-6049-FD	PAHs	Pyrene	0.0078	0.0081	(0.04)	D

[a]RPD is calculated as 100x |R-D|/(R-D)/2, where R is the concentration of the regular sample and D is the concentration of the duplicate. The absolute difference is calculated as |R-D|/L, where L is the average reporting limit of the two samples. Values followed by a "%" are RPD values. Values in parentheses are absolute difference values.

[b]The test used to evaluate the duplicate comparison is the RPD if both sample results were more than 5x the reporting limit or the absolute difference (D) if either result was less than 5x the reporting limit.

*RPD or D outside criteria

Validation Qualifiers: J = estimated and U = not detected.

AOC = Area of Concern D = Duplicate PAH = Polycyclic Aromatic Hydrocarbon RPD = Relative Percent Difference

Table C-8. Container Requirements for Soil Samples at RVAAP

Analyte Group	Container	Minimum Sample Size	Preservative	Holding Time
Volatile Organic Compounds	1 – 2 oz glass jar with septum cap (no headspace)	20 grams	Cool, 4°C	14 d
Semi-volatile Organic Compounds	4 oz glass	30 grams	Cool, 4°C	14 d (extraction) 40 d (analysis)
Pesticide Compounds	4 oz glass	30 grams	Cool, 4°C	14 d (extraction) 40 d (analysis)
PCBs	4 oz glass	30 grams	Cool, 4°C	14 d (extraction) 40 d (analysis)
PAH Compounds	4 oz glass	30 grams	Cool, 4°C	14 d (extraction) 40 d (analysis)
Explosive Compounds	4 oz glass	10 grams	Cool, 4°C	14 d (extraction) 40 d (analysis)
Nitroguanidine	4 oz glass	10 grams	Cool, 4°C	14 d (extraction) 40 d (analysis)
Nitrocellulose	4 oz glass	10 grams	Cool, 4°C	14 d (extraction) 40 d (analysis)
Metals (TAL)	4 oz glass or plastic	20 grams	Cool, 4°C	180 d; Hg @ 28 d
Hexavalent Chromium	4 oz glass	20 grams	Cool, 4°C	24 hr (extraction) 24 hr (analysis)
Geotechnical parameters	Moisture/Density/Porosity/K – Shelby tube TOC – no special container Grain Size Fraction - no special container	Various 100 grams 5000 grams	Air tight, cool Cool N/A	N/A

PCB = Polychlorinated Biphenyl
PAH = Polycyclic Aromatic Hydrocarbon
TAL = Target Analyte List
TOC= Total Organic Content
N/A = Not Applicable
K= Permeability

C.5 DATA QUALITY ASSESSMENT SUMMARY

The overall quality of the Building 1200 RI information meets or exceeds the established project objectives. Through proper implementation of the project data verification and assessment process, project information has been determined to be acceptable for use.

Data, as presented, have been qualified as usable, estimated "J" or "UJ," or rejected "R." Data that have been estimated provide indications of either accuracy, precision, or sensitivity being less than desired but adequate for interpretation. Data that are not acceptable for use have been rejected and were relegated to four non-detectable concentration antimony results. Rejected data comprised 0.34% of the total number of analytes in this data set. Qualifiers have been applied to data when necessary.

Data produced for this project demonstrate they can withstand scientific scrutiny; are appropriate for its intended purpose; are technically defensible; and are of known and acceptable sensitivity, precision, and accuracy. Data integrity has been documented through proper implementation of QA and QC measures. The environmental information presented has an established confidence that allows utilization for the project objectives and provides data for future needs.

C.6 REFERENCES

DoD (United States Department of Defense) 2006. *Quality Systems Manual for Environmental Laboratories*. Environmental Data Quality Workgroup. Version 3. January 2006.

USACE (United States Army Corps of Engineers) 2001. *Facility-wide Sampling and Analysis Plan for Environmental Investigations at the Ravenna Army Ammunition Plant, Ravenna, Ohio*. March 2001.

USACE 2007. *Louisville DoD Quality Systems Manual Supplement*. Version 1. March 2007.

USACE 2009. *PBA 2008 Supplemental Investigation Sampling Analysis Plan Addendum No. 1 Ravenna Army Ammunition Plant, Ravenna, Ohio*. December 2009.

USEPA (United States Environmental Protection Agency) 1994. *Contract Laboratory Program National Functional Guidelines for Inorganic Data Review*. EPA-540/R-94/013. Final. February 1994.

USEPA 1999. *Contract Laboratory Program National Functional Guidelines for Organic Data Review*. EPA-540/R-99/008. Final. October 1999.

THIS PAGE INTENTIONALLY LEFT BLANK.

ATTACHMENT 1

Automated Data Review Outlier Reports

THIS PAGE INTENTIONALLY LEFT BLANK.

Matrix Spike / Matrix Spike Duplicate Recovery and RPD Outlier Report

Method Batch : 0054027 **Analysis Method :** 8270C **Analysis Date :** 03/02/2010

Preparation Batch : 0054027 **Preparation Type :** 3540C **Preparation Date :** 02/23/2010

Lab Reporting Batch : A0B180429 **Lab ID:** TALCAN

Client Sample ID	Lab Sample ID	Matrix	Analyte Name	Reported *		Project Limits (Percent)			
				Percent Recovery	RPD	Rejection Point**	Lower Limit	Upper Limit	RPD
B12SS-036M-5038-SOM	A0B180429001S	SO	Acenaphthene	44		0.00	45.00	110.00	44.00
			Anthracene	49		0.00	55.00	105.00	30.00
			Benz[a]anthracene	48		0.00	50.00	110.00	30.00
			Benzo[a]pyrene	41		0.00	50.00	110.00	30.00
			Chrysene	48		0.00	55.00	110.00	30.00
			Fluorene	46		0.00	50.00	110.00	29.00
			Phenanthrene	48		0.00	50.00	110.00	20.00
B12SS-036M-5038-SOM	A0B180429001D		Phenanthrene		27	0.00	50.00	110.00	20.00

Associated Samples: Parent sample only

Client Sample ID	Lab Sample ID
B12SS-036M-5038-SO	A0B180429001

* Only those Percent Recovery and/or RPD values outside project limits are listed in this report.
** Metal are also assessed against an upper rejection point of 150 percent for waters and 200 percent for soils and sediments

Project Number and Name: 172819.00.09456.00.9200.02.200 - RVAAP PBA2008 17 AOCs RI

QC Outlier Report: Non-Qualified Outliers for Reporting Limits
(Sample is non-detect but reported result exceeds project requirements for reporting limit)

Lab Report Batch: A0B180429 **Lab ID:** TALCAN

Client Sample ID	Lab Sample ID	Analysis Method	Matrix	Analyte Name	Lab Qualifier	Result	Reporting Limit Criteria*	Units
ATASS-015M-5036-SO	A0B180429012	8081A	SO	4,4'-DDD	U	4.1	4.07747197	ug/kg
				4,4'-DDE	U	3.5	3.46585117	ug/kg
				4,4'-DDT	U	4.1	4.07747197	ug/kg
				Aldrin	U	8.2	8.15494393	ug/kg
				alpha-BHC	U	5.1	5.09683996	ug/kg
				delta-BHC	U	8.2	8.15494393	ug/kg
				Dieldrin	U	3.5	3.46585117	ug/kg
				Endosulfan I	U	3.5	3.46585117	ug/kg
				Endosulfan II	U	5.1	5.09683996	ug/kg
				Endrin	U	3.5	3.46585117	ug/kg
				Endrin ketone	U	4.1	4.07747197	ug/kg
				gamma-BHC (Lindane)	U	5.1	5.09683996	ug/kg
				gamma-Chlordane	U	3.5	3.46585117	ug/kg
				Heptachlor epoxide	U	5.1	5.09683996	ug/kg
				Toxaphene	U	140	136.595311	ug/kg
		8082		Aroclor 1016	U	34	1.73292559	ug/kg
				Aroclor 1221	U	34	1.73292559	ug/kg
				Aroclor 1232	U	34	1.73292559	ug/kg
				Aroclor 1242	U	34	1.73292559	ug/kg
				Aroclor 1248	U	34	1.73292559	ug/kg
				Aroclor 1254	U	34	1.73292559	ug/kg
				Aroclor 1260	U	34	1.73292559	ug/kg
		8270C		1,2,4-Trichlorobenzene	U	340	336.391437	ug/kg
				1,2-Dichlorobenzene	U	340	336.391437	ug/kg
				1,3-Dichlorobenzene	U	340	336.391437	ug/kg
				1,4-Dichlorobenzene	U	340	336.391437	ug/kg
				2,4,5-Trichlorophenol	U	340	336.391437	ug/kg
				2,4,6-Trichlorophenol	U	340	336.391437	ug/kg
				2,4-Dichlorophenol	U	340	336.391437	ug/kg
				2,4-Dimethylphenol	U	340	336.391437	ug/kg
				2,4-Dinitrophenol	U	820	815.494393	ug/kg
				2,4-Dinitrotoluene	U	340	336.391437	ug/kg

* Reporting Limit Criteria = (Dilution Factor) * (Reporting Limit from the reference project library) * (Percent Moisture Correction)
Percent Moisture Correction:
Soil: 100 / (100 - Percent Moisture)
Water: 1

Project Number and Name: **172819.00.09456.00.9200.02.200 - RVAAP PBA2008 17 AOCs RI**

QC Outlier Report: Non-Qualified Outliers for Reporting Limits
(Sample is non-detect but reported result exceeds project requirements for reporting limit)

Lab Report Batch: A0B180429 **Lab ID:** TALCAN

Client Sample ID	Lab Sample ID	Analysis Method	Matrix	Analyte Name	Lab Qualifier	Result	Reporting Limit Criteria*	Units
ATASS-015M-5036-SO	A0B180429012	8270C	SO	2,6-Dinitrotoluene	U	340	336.391437	ug/kg
				2-Chloronaphthalene	U	340	336.391437	ug/kg
				2-Chlorophenol	U	340	336.391437	ug/kg
				2-Methylphenol	U	340	336.391437	ug/kg
				2-Nitroaniline	U	820	815.494393	ug/kg
				2-Nitrophenol	U	340	336.391437	ug/kg
				3,3'-Dichlorobenzidine	U	340	336.391437	ug/kg
				3-methylphenol/4-methylphenol	U	340	#Error	ug/kg
				3-Nitroaniline	U	820	815.494393	ug/kg
				4,6-Dinitro-2-methylphenol	U	820	815.494393	ug/kg
				4-Bromophenyl phenyl ether	U	340	336.391437	ug/kg
				4-Chloro-3-methylphenol	U	340	336.391437	ug/kg
				4-Chloroaniline	U	340	336.391437	ug/kg
				4-Chlorophenyl phenyl ether	U	340	336.391437	ug/kg
				4-Nitroaniline	U	820	815.494393	ug/kg
				4-Nitrophenol	U	820	815.494393	ug/kg
				Acenaphthene	U	51	50.9683996	ug/kg
				Acenaphthylene	U	51	50.9683996	ug/kg
				Anthracene	U	51	50.9683996	ug/kg
				Benz[a]anthracene	U	51	50.9683996	ug/kg
				Benzo[a]pyrene	U	51	50.9683996	ug/kg
				Benzo[b]fluoranthene	U	51	50.9683996	ug/kg
				Benzo[g,h,i]perylene	U	51	50.9683996	ug/kg
				Benzo[k]fluoranthene	U	51	50.9683996	ug/kg
				Benzoic acid	U	820	815.494393	ug/kg
				Benzyl alcohol	U	340	336.391437	ug/kg
				bis(2-Chloroethoxy)methane	U	340	336.391437	ug/kg
				bis(2-Chloroethyl) ether	U	340	336.391437	ug/kg
				Bis(2-chloroisopropyl) ether	U	340	336.391437	ug/kg
				Butyl benzyl phthalate	U	340	336.391437	ug/kg
				Carbazole	U	51	50.9683996	ug/kg
				Chrysene	U	51	50.9683996	ug/kg
				dibenz[a,h]anthracene	U	51	50.9683996	ug/kg

* Reporting Limit Criteria = (Dilution Factor) * (Reporting Limit from the reference project library) * (Percent Moisture Correction)
Percent Moisture Correction:
Soil: 100 / (100 - Percent Moisture)
Water: 1

Project Number and Name: **172819.00.09456.00.9200.02.200 - RVAAP PBA2008 17 AOCs RI**

QC Outlier Report: Non-Qualified Outliers for Reporting Limits
(Sample is non-detect but reported result exceeds project requirements for reporting limit)

Lab Report Batch: A0B180429 **Lab ID:** TALCAN

Client Sample ID	Lab Sample ID	Analysis Method	Matrix	Analyte Name	Lab Qualifier	Result	Reporting Limit Criteria*	Units
ATASS-015M-5036-SO	A0B180429012	8270C	SO	Dibenzofuran	U	340	336.391437	ug/kg
				Diethyl phthalate	U	340	336.391437	ug/kg
				Dimethyl phthalate	U	340	336.391437	ug/kg
				Di-n-butyl phthalate	U	340	336.391437	ug/kg
				Di-n-octyl phthalate	U	340	336.391437	ug/kg
				Fluoranthene	U	51	50.9683996	ug/kg
				Fluorene	U	51	50.9683996	ug/kg
				Hexachlorobenzene	U	340	336.391437	ug/kg
				Hexachlorobutadiene	U	340	336.391437	ug/kg
				HEXACHLOROCYCLOPENTADIE	U	340	#Error	ug/kg
				Hexachloroethane	U	340	336.391437	ug/kg
				Indeno[1,2,3-cd]pyrene	U	51	50.9683996	ug/kg
				Isophorone	U	340	336.391437	ug/kg
				Nitrobenzene	U	340	336.391437	ug/kg
				N-Nitrosodi-n-propylamine	U	340	336.391437	ug/kg
				N-Nitrosodiphenylamine	U	340	336.391437	ug/kg
				Pentachlorophenol	U	340	336.391437	ug/kg
				Phenanthrene	U	51	50.9683996	ug/kg
				Phenol	U	340	336.391437	ug/kg
				Pyrene	U	51	336.391437	ug/kg
		8330B		1,3,5-Trinitrobenzene	U	0.25	0.01009174	mg/kg
				1,3-Dinitrobenzene	U	0.25	0.25229358	mg/kg
				2,4,6-Trinitrotoluene (TNT)	U	0.25	0.25229358	mg/kg
				2,4-Dinitrotoluene	U	0.25	0.25229358	mg/kg
				2,6-Dinitrotoluene	U	0.25	0.25229358	mg/kg
				2-Amino-4,6-dinitrotoluene	U	0.25	0.25229358	mg/kg
				2-Nitrotoluene	U	0.25	0.25229358	mg/kg
				3-Nitrotoluene	U	0.25	0.25229358	mg/kg
				4-Amino-2,6-Dinitrotoluene	U	0.25	0.25229358	mg/kg
				4-Nitrotoluene	U	0.50	0.50458716	mg/kg
				Nitrobenzene	U	0.25	0.25229358	mg/kg
ATASS-015M-5036-SO(V	A0B180429013	8260B	SO	1,1,1-Trichloroethane	U	6.7	6.66666667	ug/kg

* Reporting Limit Criteria = (Dilution Factor) * (Reporting Limit from the reference project library) * (Percent Moisture Correction)
Percent Moisture Correction:
Soil: 100 / (100 - Percent Moisture)
Water: 1

Project Number and Name: **172819.00.09456.00.9200.02.200 - RVAAP PBA2008 17 AOCs RI**

QC Outlier Report: Non-Qualified Outliers for Reporting Limits
(Sample is non-detect but reported result exceeds project requirements for reporting limit)

Lab Report Batch: A0B180429 **Lab ID:** TALCAN

Client Sample ID	Lab Sample ID	Analysis Method	Matrix	Analyte Name	Lab Qualifier	Result	Reporting Limit Criteria*	Units
ATASS-015M-5036-SO(V	A0B180429013	8260B	SO	1,1,2,2-Tetrachloroethane	U	6.7	6.66666667	ug/kg
				1,1,2-Trichloroethane	U	6.7	6.66666667	ug/kg
				1,1-Dichloroethane	U	6.7	6.66666667	ug/kg
				1,1-Dichloroethene	U	6.7	6.66666667	ug/kg
				1,2-Dibromoethane (Ethylene Dibro	U	6.7	6.66666667	ug/kg
				1,2-Dichloroethane	U	6.7	6.66666667	ug/kg
				1,2-Dichloroethene (total)	U	6.7	6.66666667	ug/kg
				1,2-Dichloropropane	U	6.7	6.66666667	ug/kg
				2-Butanone (MEK)	U	27	26.6666667	ug/kg
				2-Hexanone	U	27	26.6666667	ug/kg
				4-methyl-2-pentanone (MIBK)	U	27	26.6666667	ug/kg
				Acetone	U	27	26.6666667	ug/kg
				Benzene	U	6.7	6.66666667	ug/kg
				Bromochloromethane	U	6.7	6.66666667	ug/kg
				Bromodichloromethane	U	6.7	6.66666667	ug/kg
				Bromoform	U	6.7	6.66666667	ug/kg
				Bromomethane (Methyl bromide)	U	6.7	6.66666667	ug/kg
				Carbon disulfide	U	6.7	6.66666667	ug/kg
				Carbon tetrachloride	U	6.7	6.66666667	ug/kg
				Chlorobenzene	U	6.7	6.66666667	ug/kg
				Chlorodibromomethane	U	6.7	6.66666667	ug/kg
				Chloroethane	U	6.7	6.66666667	ug/kg
				Chloroform	U	6.7	6.66666667	ug/kg
				Chloromethane	U	6.7	6.66666667	ug/kg
				cis-1,3-Dichloropropene	U	6.7	6.66666667	ug/kg
				Ethylbenzene	U	6.7	6.66666667	ug/kg
				Methylene chloride	U	6.7	6.66666667	ug/kg
				Styrene	U	6.7	6.66666667	ug/kg
				Tetrachloroethene	U	6.7	6.66666667	ug/kg
				trans-1,3-Dichloropropene	U	6.7	6.66666667	ug/kg
				Trichloroethene	U	6.7	6.66666667	ug/kg
				Vinyl chloride	U	6.7	6.66666667	ug/kg

* Reporting Limit Criteria = (Dilution Factor) * (Reporting Limit from the reference project library) * (Percent Moisture Correction)
Percent Moisture Correction:
Soil: 100 / (100 - Percent Moisture)
Water: 1

Project Number and Name: **172819.00.09456.00.9200.02.200 - RVAAP PBA2008 17 AOCs RI**

QC Outlier Report: Non-Qualified Outliers for Reporting Limits
(Sample is non-detect but reported result exceeds project requirements for reporting limit)

Lab Report Batch: A0B180429 **Lab ID:** TALCAN

Client Sample ID	Lab Sample ID	Analysis Method	Matrix	Analyte Name	Lab Qualifier	Result	Reporting Limit Criteria*	Units
ATASS-016M-5037-SO	A0B180429014	8330B	SO	1,3,5-Trinitrobenzene	U	0.25	0.01011236	mg/kg
				1,3-Dinitrobenzene	U	0.25	0.25280899	mg/kg
				2,4,6-Trinitrotoluene (TNT)	U	0.25	0.25280899	mg/kg
				2,4-Dinitrotoluene	U	0.25	0.25280899	mg/kg
				2,6-Dinitrotoluene	U	0.25	0.25280899	mg/kg
				2-Amino-4,6-dinitrotoluene	U	0.25	0.25280899	mg/kg
				2-Nitrotoluene	U	0.25	0.25280899	mg/kg
				3-Nitrotoluene	U	0.25	0.25280899	mg/kg
				4-Amino-2,6-Dinitrotoluene	U	0.25	0.25280899	mg/kg
				4-Nitrotoluene	U	0.50	0.50561798	mg/kg
				Nitrobenzene	U	0.25	0.25280899	mg/kg
ATASS-016M-6047-FD	A0B180429015	8330B	SO	1,3,5-Trinitrobenzene	U	0.25	0.01011236	mg/kg
				1,3-Dinitrobenzene	U	0.25	0.25280899	mg/kg
				2,4,6-Trinitrotoluene (TNT)	U	0.25	0.25280899	mg/kg
				2,4-Dinitrotoluene	U	0.25	0.25280899	mg/kg
				2,6-Dinitrotoluene	U	0.25	0.25280899	mg/kg
				2-Amino-4,6-dinitrotoluene	U	0.25	0.25280899	mg/kg
				2-Nitrotoluene	U	0.25	0.25280899	mg/kg
				3-Nitrotoluene	U	0.25	0.25280899	mg/kg
				4-Amino-2,6-Dinitrotoluene	U	0.25	0.25280899	mg/kg
				4-Nitrotoluene	U	0.50	0.50561798	mg/kg
				Nitrobenzene	U	0.25	0.25280899	mg/kg
B12SS-033-5041-SO	A0B180429006	7196A	SO	Chromium, hexavalent	U	1.2	1.15942029	mg/kg
B12SS-034-5042-SO	A0B180429007	7196A	SO	Chromium, hexavalent	U	1.1	1.05263158	mg/kg
B12SS-036M-5038-SO	A0B180429001	8330B	SO	1,3,5-Trinitrobenzene	U	0.25	0.01009174	mg/kg
				1,3-Dinitrobenzene	U	0.25	0.25229358	mg/kg
				2,4,6-Trinitrotoluene (TNT)	U	0.25	0.25229358	mg/kg
				2,4-Dinitrotoluene	U	0.25	0.25229358	mg/kg
				2,6-Dinitrotoluene	U	0.25	0.25229358	mg/kg
				2-Amino-4,6-dinitrotoluene	U	0.25	0.25229358	mg/kg

* Reporting Limit Criteria = (Dilution Factor) * (Reporting Limit from the reference project library) * (Percent Moisture Correction)
Percent Moisture Correction:
Soil: 100 / (100 - Percent Moisture)
Water: 1

Project Number and Name: **172819.00.09456.00.9200.02.200 - RVAAP PBA2008 17 AOCs RI**

QC Outlier Report: Non-Qualified Outliers for Reporting Limits
(Sample is non-detect but reported result exceeds project requirements for reporting limit)

Lab Report Batch: A0B180429 **Lab ID:** TALCAN

Client Sample ID	Lab Sample ID	Analysis Method	Matrix	Analyte Name	Lab Qualifier	Result	Reporting Limit Criteria*	Units
B12SS-036M-5038-SO	A0B180429001	8330B	SO	2-Nitrotoluene	U	0.25	0.25229358	mg/kg
				3-Nitrotoluene	U	0.25	0.25229358	mg/kg
				4-Amino-2,6-Dinitrotoluene	U	0.25	0.25229358	mg/kg
				4-Nitrotoluene	U	0.50	0.50458716	mg/kg
				Nitrobenzene	U	0.25	0.25229358	mg/kg
B12SS-037M-5039-SO	A0B180429002	8330B	SO	1,3,5-Trinitrobenzene	U	0.25	0.01010204	mg/kg
				1,3-Dinitrobenzene	U	0.25	0.25255102	mg/kg
				2,4,6-Trinitrotoluene (TNT)	U	0.25	0.25255102	mg/kg
				2,4-Dinitrotoluene	U	0.25	0.25255102	mg/kg
				2,6-Dinitrotoluene	U	0.25	0.25255102	mg/kg
				2-Amino-4,6-dinitrotoluene	U	0.25	0.25255102	mg/kg
				2-Nitrotoluene	U	0.25	0.25255102	mg/kg
				3-Nitrotoluene	U	0.25	0.25255102	mg/kg
				4-Amino-2,6-Dinitrotoluene	U	0.25	0.25255102	mg/kg
				4-Nitrotoluene	U	0.50	0.50510204	mg/kg
				Nitrobenzene	U	0.25	0.25255102	mg/kg
B12SS-037M-6049-FD	A0B180429003	8330B	SO	1,3,5-Trinitrobenzene	U	0.25	0.01010204	mg/kg
				1,3-Dinitrobenzene	U	0.25	0.25255102	mg/kg
				2,4,6-Trinitrotoluene (TNT)	U	0.25	0.25255102	mg/kg
				2,4-Dinitrotoluene	U	0.25	0.25255102	mg/kg
				2,6-Dinitrotoluene	U	0.25	0.25255102	mg/kg
				2-Amino-4,6-dinitrotoluene	U	0.25	0.25255102	mg/kg
				2-Nitrotoluene	U	0.25	0.25255102	mg/kg
				3-Nitrotoluene	U	0.25	0.25255102	mg/kg
				4-Amino-2,6-Dinitrotoluene	U	0.25	0.25255102	mg/kg
				4-Nitrotoluene	U	0.50	0.50510204	mg/kg
				Nitrobenzene	U	0.25	0.25255102	mg/kg
B12SS-038M-5040-SO	A0B180429004	8081A	SO	4,4'-DDD	U	4.1	4.07747197	ug/kg
				4,4'-DDE	U	3.5	3.46585117	ug/kg
				4,4'-DDT	U	4.1	4.07747197	ug/kg
				Aldrin	U	8.2	8.15494393	ug/kg

* Reporting Limit Criteria = (Dilution Factor) * (Reporting Limit from the reference project library) * (Percent Moisture Correction)
Percent Moisture Correction:
Soil: 100 / (100 - Percent Moisture)
Water: 1

Project Number and Name: **172819.00.09456.00.9200.02.200 - RVAAP PBA2008 17 AOCs RI**

QC Outlier Report: Non-Qualified Outliers for Reporting Limits
(Sample is non-detect but reported result exceeds project requirements for reporting limit)

Lab Report Batch: A0B180429 **Lab ID:** TALCAN

Client Sample ID	Lab Sample ID	Analysis Method	Matrix	Analyte Name	Lab Qualifier	Result	Reporting Limit Criteria*	Units
B12SS-038M-5040-SO	A0B180429004	8081A	SO	alpha-BHC	U	5.1	5.09683996	ug/kg
				delta-BHC	U	8.2	8.15494393	ug/kg
				Dieldrin	U	3.5	3.46585117	ug/kg
				Endosulfan I	U	3.5	3.46585117	ug/kg
				Endosulfan II	U	5.1	5.09683996	ug/kg
				Endrin	U	3.5	3.46585117	ug/kg
				Endrin ketone	U	4.1	4.07747197	ug/kg
				gamma-BHC (Lindane)	U	5.1	5.09683996	ug/kg
				gamma-Chlordane	U	3.5	3.46585117	ug/kg
				Heptachlor epoxide	U	5.1	5.09683996	ug/kg
				Toxaphene	U	140	136.595311	ug/kg
		8082		Aroclor 1016	U	34	1.73292559	ug/kg
				Aroclor 1221	U	34	1.73292559	ug/kg
				Aroclor 1232	U	34	1.73292559	ug/kg
				Aroclor 1242	U	34	1.73292559	ug/kg
				Aroclor 1248	U	34	1.73292559	ug/kg
				Aroclor 1254	U	34	1.73292559	ug/kg
				Aroclor 1260	U	34	1.73292559	ug/kg
		8270C		1,2,4-Trichlorobenzene	U	340	336.391437	ug/kg
				1,2-Dichlorobenzene	U	340	336.391437	ug/kg
				1,3-Dichlorobenzene	U	340	336.391437	ug/kg
				1,4-Dichlorobenzene	U	340	336.391437	ug/kg
				2,4,5-Trichlorophenol	U	340	336.391437	ug/kg
				2,4,6-Trichlorophenol	U	340	336.391437	ug/kg
				2,4-Dichlorophenol	U	340	336.391437	ug/kg
				2,4-Dimethylphenol	U	340	336.391437	ug/kg
				2,4-Dinitrophenol	U	820	815.494393	ug/kg
				2,4-Dinitrotoluene	U	340	336.391437	ug/kg
				2,6-Dinitrotoluene	U	340	336.391437	ug/kg
				2-Chloronaphthalene	U	340	336.391437	ug/kg
				2-Chlorophenol	U	340	336.391437	ug/kg
				2-Methylphenol	U	340	336.391437	ug/kg
				2-Nitroaniline	U	820	815.494393	ug/kg

* Reporting Limit Criteria = (Dilution Factor) * (Reporting Limit from the reference project library) * (Percent Moisture Correction)
Percent Moisture Correction:
Soil: 100 / (100 - Percent Moisture)
Water: 1

Project Number and Name: **172819.00.09456.00.9200.02.200 - RVAAP PBA2008 17 AOCs RI**

QC Outlier Report: Non-Qualified Outliers for Reporting Limits
(Sample is non-detect but reported result exceeds project requirements for reporting limit)

Lab Report Batch: A0B180429 **Lab ID:** TALCAN

Client Sample ID	Lab Sample ID	Analysis Method	Matrix	Analyte Name	Lab Qualifier	Result	Reporting Limit Criteria*	Units
B12SS-038M-5040-SO	A0B180429004	8270C	SO	2-Nitrophenol	U	340	336.391437	ug/kg
				3,3'-Dichlorobenzidine	U	340	336.391437	ug/kg
				3-methylphenol/4-methylphenol	U	340	#Error	ug/kg
				3-Nitroaniline	U	820	815.494393	ug/kg
				4,6-Dinitro-2-methylphenol	U	820	815.494393	ug/kg
				4-Bromophenyl phenyl ether	U	340	336.391437	ug/kg
				4-Chloro-3-methylphenol	U	340	336.391437	ug/kg
				4-Chloroaniline	U	340	336.391437	ug/kg
				4-Chlorophenyl phenyl ether	U	340	336.391437	ug/kg
				4-Nitroaniline	U	820	815.494393	ug/kg
				4-Nitrophenol	U	820	815.494393	ug/kg
				Acenaphthene	U	51	50.9683996	ug/kg
				Acenaphthylene	U	51	50.9683996	ug/kg
				Anthracene	U	51	50.9683996	ug/kg
				Benz[a]anthracene	U	51	50.9683996	ug/kg
				Benzo[a]pyrene	U	51	50.9683996	ug/kg
				Benzo[g,h,i]perylene	U	51	50.9683996	ug/kg
				Benzo[k]fluoranthene	U	51	50.9683996	ug/kg
				Benzoic acid	U	820	815.494393	ug/kg
				bis(2-Chloroethoxy)methane	U	340	336.391437	ug/kg
				bis(2-Chloroethyl) ether	U	340	336.391437	ug/kg
				Bis(2-chloroisopropyl) ether	U	340	336.391437	ug/kg
				Butyl benzyl phthalate	U	340	336.391437	ug/kg
				Carbazole	U	51	50.9683996	ug/kg
				dibenz[a,h]anthracene	U	51	50.9683996	ug/kg
				Dibenzofuran	U	340	336.391437	ug/kg
				Diethyl phthalate	U	340	336.391437	ug/kg
				Dimethyl phthalate	U	340	336.391437	ug/kg
				Di-n-butyl phthalate	U	340	336.391437	ug/kg
				Di-n-octyl phthalate	U	340	336.391437	ug/kg
				Fluorene	U	51	50.9683996	ug/kg
				Hexachlorobenzene	U	340	336.391437	ug/kg
				Hexachlorobutadiene	U	340	336.391437	ug/kg

* Reporting Limit Criteria = (Dilution Factor) * (Reporting Limit from the reference project library) * (Percent Moisture Correction)
Percent Moisture Correction:
Soil: 100 / (100 - Percent Moisture)
Water: 1

Project Number and Name: **172819.00.09456.00.9200.02.200 - RVAAP PBA2008 17 AOCs RI**

QC Outlier Report: Non-Qualified Outliers for Reporting Limits
(Sample is non-detect but reported result exceeds project requirements for reporting limit)

Lab Report Batch: A0B180429 **Lab ID:** TALCAN

Client Sample ID	Lab Sample ID	Analysis Method	Matrix	Analyte Name	Lab Qualifier	Result	Reporting Limit Criteria*	Units
B12SS-038M-5040-SO	A0B180429004	8270C	SO	HEXACHLOROCYCLOPENTADIE	U	340	#Error	ug/kg
				Hexachloroethane	U	340	336.391437	ug/kg
				Indeno[1,2,3-cd]pyrene	U	51	50.9683996	ug/kg
				Isophorone	U	340	336.391437	ug/kg
				Nitrobenzene	U	340	336.391437	ug/kg
				N-Nitrosodi-n-propylamine	U	340	336.391437	ug/kg
				N-Nitrosodiphenylamine	U	340	336.391437	ug/kg
				Pentachlorophenol	U	340	336.391437	ug/kg
				Phenol	U	340	336.391437	ug/kg
		8330B		1,3,5-Trinitrobenzene	U	0.25	0.01009174	mg/kg
				1,3-Dinitrobenzene	U	0.25	0.25229358	mg/kg
				2,4,6-Trinitrotoluene (TNT)	U	0.25	0.25229358	mg/kg
				2,4-Dinitrotoluene	U	0.25	0.25229358	mg/kg
				2,6-Dinitrotoluene	U	0.25	0.25229358	mg/kg
				2-Amino-4,6-dinitrotoluene	U	0.25	0.25229358	mg/kg
				2-Nitrotoluene	U	0.25	0.25229358	mg/kg
				3-Nitrotoluene	U	0.25	0.25229358	mg/kg
				4-Amino-2,6-Dinitrotoluene	U	0.25	0.25229358	mg/kg
				4-Nitrotoluene	U	0.50	0.50458716	mg/kg
				Nitrobenzene	U	0.25	0.25229358	mg/kg
B12SS-038M-5040-SO(V	A0B180429005	8260B	SO	1,1,1-Trichloroethane	U	7.2	7.14285714	ug/kg
				1,1,2,2-Tetrachloroethane	U	7.2	7.14285714	ug/kg
				1,1,2-Trichloroethane	U	7.2	7.14285714	ug/kg
				1,1-Dichloroethane	U	7.2	7.14285714	ug/kg
				1,1-Dichloroethene	U	7.2	7.14285714	ug/kg
				1,2-Dibromoethane (Ethylene Dibro	U	7.2	7.14285714	ug/kg
				1,2-Dichloroethane	U	7.2	7.14285714	ug/kg
				1,2-Dichloroethene (total)	U	7.2	7.14285714	ug/kg
				1,2-Dichloropropane	U	7.2	7.14285714	ug/kg
				2-Hexanone	U	29	28.5714286	ug/kg
				4-methyl-2-pentanone (MIBK)	U	29	28.5714286	ug/kg
				Benzene	U	7.2	7.14285714	ug/kg

* Reporting Limit Criteria = (Dilution Factor) * (Reporting Limit from the reference project library) * (Percent Moisture Correction)
Percent Moisture Correction:
Soil: 100 / (100 - Percent Moisture)
Water: 1

Project Number and Name: **172819.00.09456.00.9200.02.200 - RVAAP PBA2008 17 AOCs RI**

QC Outlier Report: Non-Qualified Outliers for Reporting Limits
(Sample is non-detect but reported result exceeds project requirements for reporting limit)

Lab Report Batch: A0B180429 **Lab ID:** TALCAN

Client Sample ID	Lab Sample ID	Analysis Method	Matrix	Analyte Name	Lab Qualifier	Result	Reporting Limit Criteria*	Units
B12SS-038M-5040-SO(V	A0B180429005	8260B	SO	Bromochloromethane	U	7.2	7.14285714	ug/kg
				Bromodichloromethane	U	7.2	7.14285714	ug/kg
				Bromoform	U	7.2	7.14285714	ug/kg
				Bromomethane (Methyl bromide)	U	7.2	7.14285714	ug/kg
				Carbon disulfide	U	7.2	7.14285714	ug/kg
				Carbon tetrachloride	U	7.2	7.14285714	ug/kg
				Chlorobenzene	U	7.2	7.14285714	ug/kg
				Chlorodibromomethane	U	7.2	7.14285714	ug/kg
				Chloroethane	U	7.2	7.14285714	ug/kg
				Chloroform	U	7.2	7.14285714	ug/kg
				Chloromethane	U	7.2	7.14285714	ug/kg
				cis-1,3-Dichloropropene	U	7.2	7.14285714	ug/kg
				Ethylbenzene	U	7.2	7.14285714	ug/kg
				Methylene chloride	U	7.2	7.14285714	ug/kg
				Styrene	U	7.2	7.14285714	ug/kg
				Tetrachloroethene	U	7.2	7.14285714	ug/kg
				trans-1,3-Dichloropropene	U	7.2	7.14285714	ug/kg
				Trichloroethene	U	7.2	7.14285714	ug/kg
				Vinyl chloride	U	7.2	7.14285714	ug/kg

* Reporting Limit Criteria = (Dilution Factor) * (Reporting Limit from the reference project library) * (Percent Moisture Correction)
Percent Moisture Correction:
Soil: 100 / (100 - Percent Moisture)
Water: 1

Project Number and Name: **172819.00.09456.00.9200.02.200 - RVAAP PBA2008 17 AOCs RI**

Continuing Calibration (CCV) Outlier Report (Organics)

There are no Organic Continuing Calibrations with outliers

Continuing Calibration (CCAL) Outlier Report (Inorganics)

There are no Inorganic Continuing Calibrations with outliers

Reporting Limits Outlier Report (detected results reported below the reporting limit)

Lab Report Batch: A0B180429 **Lab ID:** TALCAN

Client Sample ID	Lab Sample ID	Analysis Method	Matrix	Analyte Name	Lab Qualifier	Result	EDD Reporting Limit	Units
ATASS-015M-5036-SO	A0B180429012	353.2 Modified	SO	Nitrocellulose	B J	2.4	5.1	mg/kg
		6020		Antimony	J	0.14	0.51	mg/kg
				Cadmium	J	0.10	0.20	mg/kg
				Silver	J	0.026	0.51	mg/kg
				Sodium	J	49.8	102	mg/kg
				Thallium	J	0.18	0.20	mg/kg
		7471A		Mercury	J	0.038	0.10	mg/kg
		8270C		2-Methylnaphthalene	J	9.2	340	ug/kg
				bis(2-Ethylhexyl) phthalate	J	69	340	ug/kg
				Naphthalene	J	12	51	ug/kg
ATASS-015M-5036-SO(V	A0B180429013	8260B		Toluene	J B	0.38	6.7	ug/kg
ATASS-016M-5037-SO	A0B180429014	6020		Antimony	J	0.11	0.51	mg/kg
				Cadmium	J	0.16	0.20	mg/kg
				Silver	J	0.043	0.51	mg/kg
				Sodium	J	31.4	102	mg/kg
				Thallium	J	0.18	0.20	mg/kg
		7471A		Mercury	J	0.062	0.10	mg/kg
ATASS-016M-6047-FD	A0B180429015	6020		Antimony	J	0.11	0.51	mg/kg
				Cadmium	J	0.16	0.20	mg/kg
				Silver	J	0.041	0.51	mg/kg
				Sodium	J	32.5	102	mg/kg
				Thallium	J	0.17	0.20	mg/kg
		7471A		Mercury	J	0.049	0.10	mg/kg
		8330B		PETN	J	0.11	0.50	mg/kg
B12SS-035-5043-SO	A0B180429008	7196A		Chromium, hexavalent	J	0.39	1.0	mg/kg
B12SS-036M-5038-SO	A0B180429001	6020		Antimony	J	0.14	0.51	mg/kg
				Cadmium	J	0.12	0.20	mg/kg
				Silver	J	0.041	0.51	mg/kg
				Sodium	J	32.3	102	mg/kg
		7471A		Mercury	J	0.048	0.10	mg/kg
B12SS-037M-5039-SO	A0B180429002	6020		Antimony	J	0.11	0.51	mg/kg
				Cadmium	J	0.093	0.20	mg/kg
				Silver	J	0.037	0.51	mg/kg
				Sodium	J	35.6	102	mg/kg
				Thallium	J	0.18	0.20	mg/kg
		7471A		Mercury	J	0.044	0.10	mg/kg

Reporting Limits Outlier Report (detected results reported below the reporting limit)

Lab Report Batch: A0B180429 **Lab ID:** TALCAN

Client Sample ID	Lab Sample ID	Analysis Method	Matrix	Analyte Name	Lab Qualifier	Result	EDD Reporting Limit	Units
B12SS-037M-5039-SO	A0B180429002	8270C	SO	Benzo[b]fluoranthene	J	6.5	6.8	ug/kg
B12SS-037M-6049-FD	A0B180429003	6020		Antimony	J	0.10	0.51	mg/kg
				Cadmium	J	0.085	0.20	mg/kg
				Silver	J	0.034	0.51	mg/kg
				Sodium	J	42.1	102	mg/kg
				Thallium	J	0.18	0.20	mg/kg
		7471A		Mercury	J	0.047	0.10	mg/kg
B12SS-038M-5040-SO	A0B180429004	353.2 Modified		Nitrocellulose	B J	0.87	5.1	mg/kg
		6020		Antimony	J	0.11	0.51	mg/kg
				Cadmium	J	0.13	0.20	mg/kg
				Silver	J	0.037	0.51	mg/kg
				Sodium	J	39.5	102	mg/kg
				Thallium	J	0.18	0.20	mg/kg
		7471A		Mercury	J	0.055	0.10	mg/kg
		8270C		2-Methylnaphthalene	J	10	340	ug/kg
				Benzo[b]fluoranthene	J	11	51	ug/kg
				Benzyl alcohol	J	30	340	ug/kg
				bis(2-Ethylhexyl) phthalate	J	37	340	ug/kg
				Chrysene	J	7.3	51	ug/kg
				Fluoranthene	J	13	51	ug/kg
				Naphthalene	J	14	51	ug/kg
				Phenanthrene	J	8.1	51	ug/kg
				Pyrene	J	8.3	51	ug/kg
		8330B		Octahydro-1,3,5,7-tetranitro-1,3,5,7-tetr	J PG	0.012	0.25	mg/kg
B12SS-038M-5040-SO(V	A0B180429005	8260B		2-Butanone (MEK)	J B	3.5	29	ug/kg
				Acetone	J B	18	29	ug/kg
				Toluene	J	0.46	7.2	ug/kg

Method Blank Outlier Report

Lab Reporting Batch : A0B180429
Lab ID: TALCAN
Analysis Method : 6020
Analysis Date : 02/25/2010
Preparation Type : 3050B
Preparation Date : 02/24/2010
Method Blank Lab Sample ID : A0B220000030B
Preparation Batch : 0053030

Manganese	Result	Reporting Limit	Units	Lab Qual	Comments
Method Blank Result:	**1.2**	**1.0**	**mg/kg**		

Manganese contamination found in the method blank did not qualify any samples.

Potassium	Result	Reporting Limit	Units	Lab Qual	Comments
Method Blank Result:	**4.2**	**100**	**mg/kg**	**J**	

Potassium contamination found in the method blank did not qualify any samples.

Method Blank Outlier Report

Lab Reporting Batch : A0B180429
Lab ID: TALCAN
Analysis Method : 353.2 Modified
Analysis Date : 03/01/2010
Preparation Type : Gen Prep
Preparation Date : 02/25/2010
Method Blank Lab Sample ID : G0B250000149B
Preparation Batch : 0056149

Nitrocellulose	Result	Reporting Limit	Units	Lab Qual	Comments
Method Blank Result:	**0.80**	**5.0**	**mg/kg**	**B**	

Nitrocellulose was qualified due to method blank contamination in the following associated samples:

Client Sample ID	Lab Sample ID	Dilution	Result	Lab Qual	Result Units
ATASS-015M-5036-SO	A0B180429012	1	2.4	B J	mg/kg
B12SS-038M-5040-SO	A0B180429004	1	0.87	B J	mg/kg

Method Blank Outlier Report

Lab Reporting Batch : A0B180429
Lab ID: TALCAN
Analysis Method : 8260B
Analysis Date : 02/25/2010
Preparation Type : 5030B
Preparation Date : 02/25/2010
Method Blank Lab Sample ID : A0B260000113B
Preparation Batch : 0057113

2-Butanone (MEK)	Result	Reporting Limit	Units	Lab Qual	Comments
Method Blank Result:	3.8	20	ug/kg	J	Common Contaminant

2-Butanone (MEK) contamination found in the method blank did not qualify any samples.

2-Hexanone	Result	Reporting Limit	Units	Lab Qual	Comments
Method Blank Result:	1.6	20	ug/kg	J	

2-Hexanone contamination found in the method blank did not qualify any samples.

Acetone	Result	Reporting Limit	Units	Lab Qual	Comments
Method Blank Result:	15	20	ug/kg	J	Common Contaminant

Acetone contamination found in the method blank did not qualify any samples.

Toluene	Result	Reporting Limit	Units	Lab Qual	Comments
Method Blank Result:	0.39	5.0	ug/kg	J	

Toluene was qualified due to method blank contamination in the following associated samples:

Client Sample ID	Lab Sample ID	Dilution	Result	Lab Qual	Result Units
ATASS-015M-5036-SO(VOC	A0B180429013	1	0.38	J B	ug/kg

Method Blank Outlier Report

Lab Reporting Batch : A0B180429 **Lab ID:** TALCAN

Analysis Method : 8260B **Analysis Date :** 02/26/2010

Preparation Type : 5030B **Preparation Date :** 02/26/2010

Method Blank Lab Sample ID : A0C010000098B **Preparation Batch :** 0060098

2-Butanone (MEK)	Result	Reporting Limit	Units	Lab Qual	Comments
Method Blank Result:	**3.4**	**20**	**ug/kg**	**J**	**Common Contaminant**

2-Butanone (MEK) was qualified due to method blank contamination in the following associated samples:

Client Sample ID	Lab Sample ID	Dilution	Result	Lab Qual	Result Units
B12SS-038M-5040-SO(VOC)	A0B180429005	1	3.5	J B	ug/kg

2-Hexanone	Result	Reporting Limit	Units	Lab Qual	Comments
Method Blank Result:	**1.7**	**20**	**ug/kg**	**J**	

2-Hexanone contamination found in the method blank did not qualify any samples.

Acetone	Result	Reporting Limit	Units	Lab Qual	Comments
Method Blank Result:	**11**	**20**	**ug/kg**	**J**	**Common Contaminant**

Acetone was qualified due to method blank contamination in the following associated samples:

Client Sample ID	Lab Sample ID	Dilution	Result	Lab Qual	Result Units
B12SS-038M-5040-SO(VOC)	A0B180429005	1	18	J B	ug/kg

QC Outlier Report: Field Duplicates (Non-qualified Outliers)

Lab Report Batch: **Lab ID:**

			Field Sample				Field Sample Duplicate						
Analysis Method	Matrix	Analyte Name	Client Sample ID	Ana Type	Result	Lab Qualifier	Client Sample Duplicate ID	Ana Type	Result	Lab Qualifiers	RPD Dup* (%)	RPD Criteria (%)	Result Units

Note: Outlier report also includes analytes detected in one sample but not in the related sample, i.e., analyte was detected in the field sample but not in the field duplicate sample, or vice versa. In this case, RPD value assigned to the field duplicate sample is 200.

Project Number and Name: ***172819.00.09456.00.9200.02.200 - RVAAP PBA2008 17 AOCs RI***

QC Outlier Report: Temperature (Non-qualified Outliers)

Lab Report Batch: A0B240490 **Lab ID:** TALCAN

Client Sample ID	Lab Sample ID	Analysis Method	Matrix	Sample Temperature (C)	Criteria	
					Lower Limit	Upper Limit
B12SB-028-5087-SO	A0B240490003	353.2 Modified	SO	0.8	2.0	6.0
B12SB-028-5088-SO	A0B240490004	353.2 Modified	SO	0.8	2.0	6.0
CPCSS-039-5017-SO	A0B240490016	353.2 Modified	SO	0.8	2.0	6.0
B12SB-028-5087-SO	A0B240490003	8081A	SO	0.8	2.0	
B12SB-028-5087-SOMS	A0B240490003S	8081A	SO	0.8	2.0	
B12SB-028-5087-SOMSD	A0B240490003D	8081A	SO	0.8	2.0	
B12SB-028-5088-SO	A0B240490004	8081A	SO	0.8	2.0	
CPCSS-039-5017-SO	A0B240490016	8081A	SO	0.8	2.0	
B12SB-028-5087-SO	A0B240490003	8082	SO	0.8	2.0	
B12SB-028-5088-SO	A0B240490004	8082	SO	0.8	2.0	
CPCSS-039-5017-SO	A0B240490016	8082	SO	0.8	2.0	
B12SB-028-5087-SO	A0B240490003	8260B	SO	0.8	2.0	
B12SB-028-5088-SO	A0B240490004	8260B	SO	0.8	2.0	
CPCSS-039-5017-SO	A0B240490016	8260B	SO	0.8	2.0	
B12SB-027-5083-SO	A0B240490001	8270C	SO	0.8	2.0	
B12SB-027-5083-SOMS	A0B240490001S	8270C	SO	0.8	2.0	
B12SB-027-5083-SOMSD	A0B240490001D	8270C	SO	0.8	2.0	
B12SB-027-5084-SO	A0B240490002	8270C	SO	0.8	2.0	
B12SB-028-5087-SO	A0B240490003	8270C	SO	0.8	2.0	
B12SB-028-5088-SO	A0B240490004	8270C	SO	0.8	2.0	
B12SB-030-5093-SO	A0B240490005	8270C	SO	0.8	2.0	
B12SB-030-5094-SO	A0B240490006	8270C	SO	0.8	2.0	
B12SB-030-6076-FD	A0B240490007	8270C	SO	0.8	2.0	
B12SB-031-5097-SO	A0B240490008	8270C	SO	0.8	2.0	
B12SB-031-5098-SO	A0B240490009	8270C	SO	0.8	2.0	
B12SB-032-5101-SO	A0B240490010	8270C	SO	0.8	2.0	
B12SB-032-5102-SO	A0B240490011	8270C	SO	0.8	2.0	
CPCSS-036-5014-SO	A0B240490012	8270C	SO	0.8	2.0	
CPCSS-037-5015-SO	A0B240490013	8270C	SO	0.8	2.0	

QC Outlier Report: Temperature (Non-qualified Outliers)

Lab Report Batch: A0B240490 **Lab ID:** TALCAN

Client Sample ID	Lab Sample ID	Analysis Method	Matrix	Sample Temperature (C)	Criteria	
					Lower Limit	Upper Limit
CPCSS-037-6041-FD	A0B240490014	8270C	SO	0.8	2.0	
CPCSS-038-5016-SO	A0B240490015	8270C	SO	0.8	2.0	
CPCSS-039-5017-SO	A0B240490016	8270C	SO	0.8	2.0	
CPCSS-040-5018-SO	A0B240490017	8270C	SO	0.8	2.0	
CPCSS-041-5019-SO	A0B240490018	8270C	SO	0.8	2.0	
CPCSS-042-5020-SO	A0B240490019	8270C	SO	0.8	2.0	
CPCSS-043-5021-SO	A0B240490020	8270C	SO	0.8	2.0	
CPCSS-043-5021-SOMS	A0B240490020S	8270C	SO	0.8	2.0	
CPCSS-043-5021-SOMSD	A0B240490020D	8270C	SO	0.8	2.0	
B12SB-027-5083-SO	A0B240490001	8330B	SO	0.8	2.0	
B12SB-027-5083-SOMS	A0B240490001S	8330B	SO	0.8	2.0	
B12SB-027-5083-SOMSD	A0B240490001D	8330B	SO	0.8	2.0	
B12SB-027-5084-SO	A0B240490002	8330B	SO	0.8	2.0	
B12SB-028-5087-SO	A0B240490003	8330B	SO	0.8	2.0	
B12SB-028-5088-SO	A0B240490004	8330B	SO	0.8	2.0	
B12SB-030-5093-SO	A0B240490005	8330B	SO	0.8	2.0	
B12SB-030-5094-SO	A0B240490006	8330B	SO	0.8	2.0	
B12SB-030-6076-FD	A0B240490007	8330B	SO	0.8	2.0	
B12SB-031-5097-SO	A0B240490008	8330B	SO	0.8	2.0	
B12SB-031-5098-SO	A0B240490009	8330B	SO	0.8	2.0	
B12SB-032-5101-SO	A0B240490010	8330B	SO	0.8	2.0	
B12SB-032-5102-SO	A0B240490011	8330B	SO	0.8	2.0	
CPCSS-036-5014-SO	A0B240490012	8330B	SO	0.8	2.0	
CPCSS-037-5015-SO	A0B240490013	8330B	SO	0.8	2.0	
CPCSS-037-6041-FD	A0B240490014	8330B	SO	0.8	2.0	
CPCSS-038-5016-SO	A0B240490015	8330B	SO	0.8	2.0	
CPCSS-039-5017-SO	A0B240490016	8330B	SO	0.8	2.0	
CPCSS-040-5018-SO	A0B240490017	8330B	SO	0.8	2.0	
CPCSS-041-5019-SO	A0B240490018	8330B	SO	0.8	2.0	

QC Outlier Report: Temperature (Non-qualified Outliers)

Lab Report Batch: A0B240490 **Lab ID:** TALCAN

Client Sample ID	Lab Sample ID	Analysis Method	Matrix	Sample Temperature (C)	Criteria	
					Lower Limit	Upper Limit
CPCSS-042-5020-SO	A0B240490019	8330B	SO	0.8	2.0	
CPCSS-043-5021-SO	A0B240490020	8330B	SO	0.8	2.0	
CPCSS-043-5021-SOMS	A0B240490020S	8330B	SO	0.8	2.0	
CPCSS-043-5021-SOMSD	A0B240490020D	8330B	SO	0.8	2.0	
B12SB-028-5087-SO	A0B240490003	8330M	SO	0.8	2.0	
B12SB-028-5088-SO	A0B240490004	8330M	SO	0.8	2.0	
CPCSS-039-5017-SO	A0B240490016	8330M	SO	0.8	2.0	

Temperature Outlier Report

Lab Report Batch: **Lab ID:**

Client Sample ID	Lab Sample ID	Analysis Method	Matrix	Sample Temp (C)	Temperature Criteria (C)			Between High and Gross Exceedence			Above Gross Exceedence		
								Detect Quals		Non-Detect Qual(s)	Detect Quals		Non-Detect Qual(s)
					Low	High	Gross Exceed	Non-Biased	Biased		Non-Biased	Biased	

Matrix Spike / Matrix Spike Duplicate Recovery and RPD Outlier Report

Method Batch : 0056021 **Analysis Method :** 6020 **Analysis Date :** 02/26/2010

Preparation Batch : 0056021 **Preparation Type :** 3050B **Preparation Date :** 02/25/2010

Lab Reporting Batch : A0B240490 **Lab ID:** TALCAN

Client Sample ID	Lab Sample ID	Matrix	Analyte Name	Reported *		Project Limits (Percent)			
				Percent Recovery	RPD	Rejection Point**	Lower Limit	Upper Limit	RPD
B12SB-027-5083-SOMS	A0B240490001S	SO	Antimony	25		30.00	75.00	125.00	20.00
			Cobalt	114		30.00	55.00	110.00	20.00
			Magnesium	160		30.00	70.00	130.00	20.00
			Nickel	184		30.00	10.00	176.00	20.00
			Potassium	142		30.00	70.00	130.00	20.00
			Vanadium	149		30.00	39.00	129.00	20.00
B12SB-027-5083-SOMS	A0B240490001D		Antimony	25		30.00	75.00	125.00	20.00
			Magnesium	158		30.00	70.00	130.00	20.00
			Nickel	177		30.00	10.00	176.00	20.00
			Vanadium	132		30.00	39.00	129.00	20.00
CPCSS-043-5021-SOMS	A0B240490020S		Antimony	31		30.00	75.00	125.00	20.00
			Calcium	131		30.00	70.00	130.00	20.00
CPCSS-043-5021-SOMS	A0B240490020D		Antimony	29		30.00	75.00	125.00	20.00
			Calcium	170		30.00	70.00	130.00	20.00
			Magnesium	146		30.00	70.00	130.00	20.00

Associated Samples: All samples in Method Batch

Client Sample ID	Lab Sample ID
B12SB-027-5083-SO	A0B240490001
B12SB-027-5084-SO	A0B240490002
B12SB-028-5087-SO	A0B240490003
B12SB-028-5088-SO	A0B240490004
B12SB-030-5093-SO	A0B240490005
B12SB-030-5094-SO	A0B240490006
B12SB-030-6076-FD	A0B240490007
B12SB-031-5097-SO	A0B240490008
B12SB-031-5098-SO	A0B240490009
B12SB-032-5101-SO	A0B240490010
B12SB-032-5102-SO	A0B240490011
CPCSS-036-5014-SO	A0B240490012
CPCSS-037-5015-SO	A0B240490013
CPCSS-037-6041-FD	A0B240490014
CPCSS-038-5016-SO	A0B240490015
CPCSS-039-5017-SO	A0B240490016
CPCSS-040-5018-SO	A0B240490017
CPCSS-041-5019-SO	A0B240490018
CPCSS-042-5020-SO	A0B240490019
CPCSS-043-5021-SO	A0B240490020

* Only those Percent Recovery and/or RPD values outside project limits are listed in this report.
** Metal are also assessed against an upper rejection point of 150 percent for waters and 200 percent for soils and sediments

Project Number and Name: 172819.00.09456.00.9200.02.200 - RVAAP PBA2008 17 AOCs RI

Matrix Spike / Matrix Spike Duplicate Recovery and RPD Outlier Report

Method Batch : 0056031 **Analysis Method :** 8081A **Analysis Date :** 03/11/2010

Preparation Batch : 0056031 **Preparation Type :** 3540C **Preparation Date :** 02/25/2010

Lab Reporting Batch : A0B240490 **Lab ID:** TALCAN

Client Sample ID	Lab Sample ID	Matrix	Analyte Name	Reported *		Project Limits (Percent)			
				Percent Recovery	RPD	Rejection Point**	Lower Limit	Upper Limit	RPD
B12SB-028-5087-SOMS	A0B240490003S	SO	alpha-Chordane	194		0.00	65.00	120.00	65.00
			delta-BHC	53		0.00	55.00	130.00	34.00
			Endrin ketone	60		0.00	65.00	135.00	32.00
B12SB-028-5087-SOMS	A0B240490003D		4,4'-DDD	152	51	0.00	30.00	135.00	35.00
			alpha-Chordane	345		0.00	65.00	120.00	65.00
			delta-BHC		41	0.00	55.00	130.00	34.00
			Endosulfan II		44	0.00	35.00	140.00	27.00
			Endosulfan sulfate		49	0.00	60.00	135.00	34.00
			Endrin aldehyde		48	0.00	35.00	145.00	29.00
			Endrin ketone		50	0.00	65.00	135.00	32.00
			gamma-Chlordane	215	49	0.00	65.00	125.00	36.00
			Methoxychlor		47	0.00	55.00	145.00	41.00

Associated Samples: Parent sample only

Client Sample ID	Lab Sample ID
B12SB-028-5087-SO	A0B240490003

* Only those Percent Recovery and/or RPD values outside project limits are listed in this report.
** Metal are also assessed against an upper rejection point of 150 percent for waters and 200 percent for soils and sediments

Project Number and Name: 172819.00.09456.00.9200.02.200 - RVAAP PBA2008 17 AOCs RI

Matrix Spike / Matrix Spike Duplicate Recovery and RPD Outlier Report

Method Batch : 0056039 **Analysis Method :** 8270C **Analysis Date :** 03/05/2010

Preparation Batch : 0056039 **Preparation Type :** 3540C **Preparation Date :** 02/25/2010

Lab Reporting Batch : A0B240490 **Lab ID:** TALCAN

Client Sample ID	Lab Sample ID	Matrix	Analyte Name	Reported *		Project Limits (Percent)			
				Percent Recovery	RPD	Rejection Point**	Lower Limit	Upper Limit	RPD
B12SB-027-5083-SOMS	A0B240490001S	SO	3-methylphenol/4-methylphenol	25					
B12SB-027-5083-SOMS	A0B240490001D		3-methylphenol/4-methylphenol	25					

Associated Samples: Parent sample only

Client Sample ID	Lab Sample ID
B12SB-027-5083-SO	A0B240490001

* Only those Percent Recovery and/or RPD values outside project limits are listed in this report.
** Metal are also assessed against an upper rejection point of 150 percent for waters and 200 percent for soils and sediments

Project Number and Name: 172819.00.09456.00.9200.02.200 - RVAAP PBA2008 17 AOCs RI

Matrix Spike / Matrix Spike Duplicate Recovery and RPD Outlier Report

Method Batch : 0056040 **Analysis Method :** 8270C **Analysis Date :** 03/11/2010

Preparation Batch : 0056040 **Preparation Type :** 3540C **Preparation Date :** 02/25/2010

Lab Reporting Batch : A0B240490 **Lab ID:** TALCAN

Client Sample ID	Lab Sample ID	Matrix	Analyte Name	Reported *		Project Limits (Percent)			
				Percent Recovery	RPD	Rejection Point**	Lower Limit	Upper Limit	RPD
CPCSS-043-5021-SOMS	A0B240490020S	SO	1,2,4-Trichlorobenzene	10		0.00	45.00	110.00	30.00
			1,2-Dichlorobenzene	9.6		0.00	45.00	95.00	25.00
			1,3-Dichlorobenzene	9.7		0.00	40.00	100.00	30.00
			1,4-Dichlorobenzene	10		0.00	35.00	105.00	30.00
			2,4,5-Trichlorophenol	11		0.00	50.00	110.00	30.00
			2,4,6-Trichlorophenol	9.3		0.00	45.00	110.00	29.00
			2,4-Dichlorophenol	8.4		0.00	45.00	110.00	30.00
			2,4-Dimethylphenol	10		0.00	30.00	105.00	30.00
			2,4-Dinitrophenol	0.0		0.00	15.00	130.00	30.00
			2,4-Dinitrotoluene	0.0		0.00	50.00	115.00	30.00
			2,6-Dinitrotoluene	16		0.00	50.00	110.00	39.00
			2-Chloronaphthalene	9.0		0.00	45.00	105.00	28.00
			2-Chlorophenol	9.9		0.00	45.00	105.00	54.00
			2-Methylnaphthalene	13		0.00	45.00	105.00	27.00
			2-Methylphenol	11		0.00	40.00	105.00	29.00
			2-Nitroaniline	12		0.00	45.00	120.00	39.00
			2-Nitrophenol	11		0.00	40.00	110.00	30.00
			3,3'-Dichlorobenzidine	0.0		0.00	10.00	130.00	56.00
			3-methylphenol/4-methylphenol	10					
			3-Nitroaniline	13		0.00	25.00	110.00	45.00
			4,6-Dinitro-2-methylphenol	0.0		0.00	30.00	135.00	30.00
			4-Bromophenyl phenyl ether	9.2		0.00	45.00	115.00	30.00
			4-Chloro-3-methylphenol	12		0.00	45.00	115.00	55.00
			4-Chloroaniline	0.0		0.00	10.00	95.00	30.00
			4-Chlorophenyl phenyl ether	10		0.00	45.00	110.00	29.00
			4-Nitroaniline	19		0.00	35.00	115.00	30.00
			4-Nitrophenol	0.0		0.00	15.00	140.00	30.00
			Acenaphthene	10		0.00	45.00	110.00	44.00
			Acenaphthylene	9.0		0.00	45.00	105.00	30.00
			Anthracene	9.5		0.00	55.00	105.00	30.00
			Benz[a]anthracene	22		0.00	50.00	110.00	30.00
			Benzo[a]pyrene	9.6		0.00	50.00	110.00	30.00
			Benzo[b]fluoranthene	13		0.00	45.00	115.00	30.00
			Benzo[g,h,i]perylene	10		0.00	40.00	125.00	30.00
			Benzo[k]fluoranthene	11		0.00	45.00	125.00	30.00
			Benzyl alcohol	10		0.00	20.00	125.00	30.00
			bis(2-Chloroethoxy)methane	10		0.00	45.00	110.00	30.00
			bis(2-Chloroethyl) ether	10		0.00	40.00	105.00	30.00
			Bis(2-chloroisopropyl) ether	11		0.00	20.00	115.00	30.00
			bis(2-Ethylhexyl) phthalate	20		0.00	45.00	125.00	30.00

* Only those Percent Recovery and/or RPD values outside project limits are listed in this report.
** Metal are also assessed against an upper rejection point of 150 percent for waters and 200 percent for soils and sediments

Project Number and Name: 172819.00.09456.00.9200.02.200 - RVAAP PBA2008 17 AOCs RI

Matrix Spike / Matrix Spike Duplicate Recovery and RPD Outlier Report

CPCSS-043-5021-SOMS A0B240490020S	SO	Butyl benzyl phthalate	12		0.00	50.00	125.00	35.00
		Carbazole	11		0.00	45.00	115.00	20.00
		Chrysene	24		0.00	55.00	110.00	30.00
		dibenz[a,h]anthracene	17		0.00	40.00	125.00	30.00
		Dibenzofuran	9.6		0.00	50.00	105.00	30.00
		Diethyl phthalate	10		0.00	50.00	115.00	29.00
		Dimethyl phthalate	10		0.00	50.00	110.00	30.00
		Di-n-butyl phthalate	12		0.00	55.00	110.00	24.00
		Di-n-octyl phthalate	22		0.00	40.00	130.00	30.00
		Fluoranthene	12		0.00	55.00	115.00	30.00
		Fluorene	10		0.00	50.00	110.00	29.00
		Hexachlorobenzene	8.9		0.00	45.00	120.00	30.00
		Hexachlorobutadiene	10		0.00	40.00	115.00	25.00
		Hexachloroethane	0.0		0.00	35.00	110.00	29.00
		Indeno[1,2,3-cd]pyrene	8.6		0.00	40.00	120.00	30.00
		Isophorone	10		0.00	45.00	110.00	30.00
		Naphthalene	9.9		0.00	40.00	105.00	25.00
		Nitrobenzene	9.9		0.00	40.00	115.00	29.00
		N-Nitrosodi-n-propylamine	9.9		0.00	40.00	115.00	50.00
		N-Nitrosodiphenylamine	9.3		0.00	50.00	115.00	68.00
		Phenanthrene	9.7		0.00	50.00	110.00	20.00
		Phenol	11		0.00	40.00	100.00	30.00
		Pyrene	11		0.00	45.00	125.00	30.00
CPCSS-043-5021-SOMS A0B240490020D		1,2,4-Trichlorobenzene		138	0.00	45.00	110.00	30.00
		1,2-Dichlorobenzene		141	0.00	45.00	95.00	25.00
		1,3-Dichlorobenzene		138	0.00	40.00	100.00	30.00
		1,4-Dichlorobenzene		138	0.00	35.00	105.00	30.00
		2,4,5-Trichlorophenol		142	0.00	50.00	110.00	30.00
		2,4,6-Trichlorophenol		148	0.00	45.00	110.00	29.00
		2,4-Dichlorophenol		156	0.00	45.00	110.00	30.00
		2,4-Dimethylphenol		148	0.00	30.00	105.00	30.00
		2,4-Dinitrophenol		200	0.00	15.00	130.00	30.00
		2,4-Dinitrotoluene		200	0.00	50.00	115.00	30.00
		2,6-Dinitrotoluene		117	0.00	50.00	110.00	39.00
		2-Chloronaphthalene		145	0.00	45.00	105.00	28.00
		2-Chlorophenol		146	0.00	45.00	105.00	54.00
		2-Methylnaphthalene		142	0.00	45.00	105.00	27.00
		2-Methylphenol		147	0.00	40.00	105.00	29.00
		2-Nitroaniline		141	0.00	45.00	120.00	39.00
		2-Nitrophenol		139	0.00	40.00	110.00	30.00
		3,3'-Dichlorobenzidine	0.0		0.00	10.00	130.00	56.00
		3-methylphenol/4-methylphenol	69					
		3-Nitroaniline	23	57	0.00	25.00	110.00	45.00
		4,6-Dinitro-2-methylphenol		200	0.00	30.00	135.00	30.00
		4-Bromophenyl phenyl ether		142	0.00	45.00	115.00	30.00
		4-Chloro-3-methylphenol		146	0.00	45.00	115.00	55.00
		4-Chloroaniline		200	0.00	10.00	95.00	30.00
		4-Chlorophenyl phenyl ether		143	0.00	45.00	110.00	29.00

* Only those Percent Recovery and/or RPD values outside project limits are listed in this report.
** Metal are also assessed against an upper rejection point of 150 percent for waters and 200 percent for soils and sediments

Project Number and Name: 172819.00.09456.00.9200.02.200 - RVAAP PBA2008 17 AOCs RI

Matrix Spike / Matrix Spike Duplicate Recovery and RPD Outlier Report

CPCSS-043-5021-SOMS A0B240490020D	SO	4-Nitroaniline	27	37	0.00	35.00	115.00	30.00
		4-Nitrophenol		200	0.00	15.00	140.00	30.00
		Acenaphthene		139	0.00	45.00	110.00	44.00
		Acenaphthylene		148	0.00	45.00	105.00	30.00
		Anthracene		145	0.00	55.00	105.00	30.00
		Benz[a]anthracene		103	0.00	50.00	110.00	30.00
		Benzo[a]pyrene		145	0.00	50.00	110.00	30.00
		Benzo[b]fluoranthene		142	0.00	45.00	115.00	30.00
		Benzo[g,h,i]perylene		122	0.00	40.00	125.00	30.00
		Benzo[k]fluoranthene		136	0.00	45.00	125.00	30.00
		Benzyl alcohol		150	0.00	20.00	125.00	30.00
		bis(2-Chloroethoxy)methane		141	0.00	45.00	110.00	30.00
		bis(2-Chloroethyl) ether		142	0.00	40.00	105.00	30.00
		Bis(2-chloroisopropyl) ether		140	0.00	20.00	115.00	30.00
		bis(2-Ethylhexyl) phthalate		126	0.00	45.00	125.00	30.00
		Butyl benzyl phthalate		144	0.00	50.00	125.00	35.00
		Carbazole		138	0.00	45.00	115.00	20.00
		Chrysene		82	0.00	55.00	110.00	30.00
		dibenz[a,h]anthracene		119	0.00	40.00	125.00	30.00
		Dibenzofuran		145	0.00	50.00	105.00	30.00
		Diethyl phthalate		144	0.00	50.00	115.00	29.00
		Dimethyl phthalate		144	0.00	50.00	110.00	30.00
		Di-n-butyl phthalate		139	0.00	55.00	110.00	24.00
		Di-n-octyl phthalate		115	0.00	40.00	130.00	30.00
		Fluoranthene		138	0.00	55.00	115.00	30.00
		Fluorene		144	0.00	50.00	110.00	29.00
		Hexachlorobenzene		142	0.00	45.00	120.00	30.00
		Hexachlorobutadiene		134	0.00	40.00	115.00	25.00
		Hexachloroethane	18	200	0.00	35.00	110.00	29.00
		Indeno[1,2,3-cd]pyrene		154	0.00	40.00	120.00	30.00
		Isophorone		141	0.00	45.00	110.00	30.00
		Naphthalene		142	0.00	40.00	105.00	25.00
		Nitrobenzene		143	0.00	40.00	115.00	29.00
		N-Nitrosodi-n-propylamine		149	0.00	40.00	115.00	50.00
		N-Nitrosodiphenylamine		143	0.00	50.00	115.00	68.00
		Phenanthrene		143	0.00	50.00	110.00	20.00
		Phenol		143	0.00	40.00	100.00	30.00
		Pyrene		144	0.00	45.00	125.00	30.00

Associated Samples: Parent sample only

Client Sample ID	Lab Sample ID
CPCSS-043-5021-SO	A0B240490020

* Only those Percent Recovery and/or RPD values outside project limits are listed in this report.
** Metal are also assessed against an upper rejection point of 150 percent for waters and 200 percent for soils and sediments

Project Number and Name: 172819.00.09456.00.9200.02.200 - RVAAP PBA2008 17 AOCs RI

Matrix Spike / Matrix Spike Duplicate Recovery and RPD Outlier Report

Method Batch : 0063129 **Analysis Method :** 8330B **Analysis Date :** 03/10/2010

Preparation Batch : 0063129 **Preparation Type :** 8330B **Preparation Date :** 03/04/2010

Lab Reporting Batch : A0B240490 **Lab ID:** TALCAN

Client Sample ID	Lab Sample ID	Matrix	Analyte Name	Reported *		Project Limits (Percent)			
				Percent Recovery	RPD	Rejection Point**	Lower Limit	Upper Limit	RPD
CPCSS-043-5021-SOMS	A0B240490020S	SO	4-Amino-2,6-Dinitrotoluene	76		0.00	80.00	125.00	30.00
CPCSS-043-5021-SOMS	A0B240490020D		4-Amino-2,6-Dinitrotoluene	77		0.00	80.00	125.00	30.00
			Nitroglycerin	150	37	0.00	74.00	112.00	30.00

Associated Samples: Parent sample only

Client Sample ID	Lab Sample ID
B12SB-027-5083-SO	A0B240490001
CPCSS-043-5021-SO	A0B240490020

* Only those Percent Recovery and/or RPD values outside project limits are listed in this report.
** Metal are also assessed against an upper rejection point of 150 percent for waters and 200 percent for soils and sediments

Project Number and Name: 172819.00.09456.00.9200.02.200 - RVAAP PBA2008 17 AOCs RI

QC Outlier Report: Non-Qualified Outliers for Reporting Limits
(Sample is non-detect but reported result exceeds project requirements for reporting limit)

Lab Report Batch: A0B240490 **Lab ID:** TALCAN

Client Sample ID	Lab Sample ID	Analysis Method	Matrix	Analyte Name	Lab Qualifier	Result	Reporting Limit Criteria*	Units
B12SB-027-5083-SO	A0B240490001	8330B	SO	1,3,5-Trinitrobenzene	U	0.26	0.0143662	mg/kg
				1,3-Dinitrobenzene	U	0.26	0.35915493	mg/kg
				2,4-Dinitrotoluene	U	0.26	0.35915493	mg/kg
				2,6-Dinitrotoluene	U	0.26	0.35915493	mg/kg
				2-Nitrotoluene	U	0.26	0.35915493	mg/kg
				3-Nitrotoluene	U	0.26	0.35915493	mg/kg
				Nitrobenzene	U	0.26	0.35915493	mg/kg
B12SB-027-5084-SO	A0B240490002	6020	SO	Antimony	U	0.63	0.625	mg/kg
		8330B		1,3,5-Trinitrobenzene	U	0.26	0.01275	mg/kg
				1,3-Dinitrobenzene	U	0.26	0.31875	mg/kg
				2,4,6-Trinitrotoluene (TNT)	U	0.26	0.31875	mg/kg
				2,4-Dinitrotoluene	U	0.26	0.31875	mg/kg
				2,6-Dinitrotoluene	U	0.26	0.31875	mg/kg
				2-Amino-4,6-dinitrotoluene	U	0.26	0.31875	mg/kg
				2-Nitrotoluene	U	0.26	0.31875	mg/kg
				3-Nitrotoluene	U	0.26	0.31875	mg/kg
				4-Amino-2,6-Dinitrotoluene	U	0.26	0.31875	mg/kg
				Nitrobenzene	U	0.26	0.31875	mg/kg
B12SB-028-5087-SO	A0B240490003	8081A	SO	4,4'-DDE	U	44	43.5897436	ug/kg
				beta-BHC	U	90	89.7435897	ug/kg
				Dieldrin	U	44	43.5897436	ug/kg
				Endosulfan I	U	44	43.5897436	ug/kg
				Endosulfan sulfate	U	77	76.9230769	ug/kg
				Endrin	U	44	43.5897436	ug/kg
				Endrin aldehyde	U	77	76.9230769	ug/kg
				Heptachlor	U	90	89.7435897	ug/kg
				Methoxychlor	U	130	128.205128	ug/kg
		8260B		2-Butanone (MEK)	U	26	25.6410256	ug/kg
				2-Hexanone	U	26	25.6410256	ug/kg
				4-methyl-2-pentanone (MIBK)	U	26	25.6410256	ug/kg
				Acetone	U	26	25.6410256	ug/kg

* Reporting Limit Criteria = (Dilution Factor) * (Reporting Limit from the reference project library) * (Percent Moisture Correction)
Percent Moisture Correction:
Soil: 100 / (100 - Percent Moisture)
Water: 1

Project Number and Name: **172819.00.09456.00.9200.02.200 - RVAAP PBA2008 17 AOCs RI**

QC Outlier Report: Non-Qualified Outliers for Reporting Limits
(Sample is non-detect but reported result exceeds project requirements for reporting limit)

Lab Report Batch: A0B240490 **Lab ID:** TALCAN

Client Sample ID	Lab Sample ID	Analysis Method	Matrix	Analyte Name	Lab Qualifier	Result	Reporting Limit Criteria*	Units
B12SB-028-5087-SO	A0B240490003	8260B	SO	Xylene (Total)	U	13	12.8205128	ug/kg
B12SB-028-5088-SO	A0B240490004	8081A	SO	Toxaphene	U	410	408.536585	ug/kg
		8260B		1,1,1-Trichloroethane	U	6.1	6.09756098	ug/kg
				1,1,2,2-Tetrachloroethane	U	6.1	6.09756098	ug/kg
				1,1,2-Trichloroethane	U	6.1	6.09756098	ug/kg
				1,1-Dichloroethane	U	6.1	6.09756098	ug/kg
				1,1-Dichloroethene	U	6.1	6.09756098	ug/kg
				1,2-Dibromoethane (Ethylene Dibro	U	6.1	6.09756098	ug/kg
				1,2-Dichloroethane	U	6.1	6.09756098	ug/kg
				1,2-Dichloroethene (total)	U	6.1	6.09756098	ug/kg
				1,2-Dichloropropane	U	6.1	6.09756098	ug/kg
				Benzene	U	6.1	6.09756098	ug/kg
				Bromochloromethane	U	6.1	6.09756098	ug/kg
				Bromodichloromethane	U	6.1	6.09756098	ug/kg
				Bromoform	U	6.1	6.09756098	ug/kg
				Bromomethane (Methyl bromide)	U	6.1	6.09756098	ug/kg
				Carbon tetrachloride	U	6.1	6.09756098	ug/kg
				Chlorobenzene	U	6.1	6.09756098	ug/kg
				Chlorodibromomethane	U	6.1	6.09756098	ug/kg
				Chloroethane	U	6.1	6.09756098	ug/kg
				Chloroform	U	6.1	6.09756098	ug/kg
				Chloromethane	U	6.1	6.09756098	ug/kg
				cis-1,3-Dichloropropene	U	6.1	6.09756098	ug/kg
				Ethylbenzene	U	6.1	6.09756098	ug/kg
				Styrene	U	6.1	6.09756098	ug/kg
				Tetrachloroethene	U	6.1	6.09756098	ug/kg
				Toluene	U	6.1	6.09756098	ug/kg
				trans-1,3-Dichloropropene	U	6.1	6.09756098	ug/kg
				Trichloroethene	U	6.1	6.09756098	ug/kg
				Vinyl chloride	U	6.1	6.09756098	ug/kg
		8270C		Acenaphthene	U	61	60.9756098	ug/kg
				Acenaphthylene	U	61	60.9756098	ug/kg

* Reporting Limit Criteria = (Dilution Factor) * (Reporting Limit from the reference project library) * (Percent Moisture Correction)
Percent Moisture Correction:
Soil: 100 / (100 - Percent Moisture)
Water: 1

Project Number and Name: **172819.00.09456.00.9200.02.200 - RVAAP PBA2008 17 AOCs RI**

QC Outlier Report: Non-Qualified Outliers for Reporting Limits
(Sample is non-detect but reported result exceeds project requirements for reporting limit)

Lab Report Batch: A0B240490 **Lab ID:** TALCAN

Client Sample ID	Lab Sample ID	Analysis Method	Matrix	Analyte Name	Lab Qualifier	Result	Reporting Limit Criteria*	Units
B12SB-028-5088-SO	A0B240490004	8270C	SO	Anthracene	U	61	60.9756098	ug/kg
				Benz[a]anthracene	U	61	60.9756098	ug/kg
				Benzo[a]pyrene	U	61	60.9756098	ug/kg
				Benzo[b]fluoranthene	U	61	60.9756098	ug/kg
				Benzo[g,h,i]perylene	U	61	60.9756098	ug/kg
				Benzo[k]fluoranthene	U	61	60.9756098	ug/kg
				Carbazole	U	61	60.9756098	ug/kg
				Chrysene	U	61	60.9756098	ug/kg
				dibenz[a,h]anthracene	U	61	60.9756098	ug/kg
				Fluorene	U	61	60.9756098	ug/kg
				Indeno[1,2,3-cd]pyrene	U	61	60.9756098	ug/kg
				Naphthalene	U	61	60.9756098	ug/kg
				Phenanthrene	U	61	60.9756098	ug/kg
B12SB-030-5093-SO	A0B240490005	8330B	SO	1,3,5-Trinitrobenzene	U	0.26	0.012875	mg/kg
				1,3-Dinitrobenzene	U	0.26	0.321875	mg/kg
				2,4,6-Trinitrotoluene (TNT)	U	0.26	0.321875	mg/kg
				2,4-Dinitrotoluene	U	0.26	0.321875	mg/kg
				2,6-Dinitrotoluene	U	0.26	0.321875	mg/kg
				2-Amino-4,6-dinitrotoluene	U	0.26	0.321875	mg/kg
				2-Nitrotoluene	U	0.26	0.321875	mg/kg
				3-Nitrotoluene	U	0.26	0.321875	mg/kg
				4-Amino-2,6-Dinitrotoluene	U	0.26	0.321875	mg/kg
				4-Nitrotoluene	U	0.52	0.64375	mg/kg
				Nitrobenzene	U	0.26	0.321875	mg/kg
B12SB-030-5094-SO	A0B240490006	6020	SO	Antimony	U	0.61	0.6097561	mg/kg
B12SB-032-5101-SO	A0B240490010	8330B	SO	1,3,5-Trinitrobenzene	U	0.24	0.0130137	mg/kg
				1,3-Dinitrobenzene	U	0.24	0.32534247	mg/kg
				2,4,6-Trinitrotoluene (TNT)	U	0.24	0.32534247	mg/kg
				2,4-Dinitrotoluene	U	0.24	0.32534247	mg/kg
				2,6-Dinitrotoluene	U	0.24	0.32534247	mg/kg
				2-Amino-4,6-dinitrotoluene	U	0.24	0.32534247	mg/kg

* Reporting Limit Criteria = (Dilution Factor) * (Reporting Limit from the reference project library) * (Percent Moisture Correction)
Percent Moisture Correction:
Soil: 100 / (100 - Percent Moisture)
Water: 1

Project Number and Name: **172819.00.09456.00.9200.02.200 - RVAAP PBA2008 17 AOCs RI**

QC Outlier Report: Non-Qualified Outliers for Reporting Limits
(Sample is non-detect but reported result exceeds project requirements for reporting limit)

Lab Report Batch: A0B240490 **Lab ID:** TALCAN

Client Sample ID	Lab Sample ID	Analysis Method	Matrix	Analyte Name	Lab Qualifier	Result	Reporting Limit Criteria*	Units
B12SB-032-5101-SO	A0B240490010	8330B	SO	2-Nitrotoluene	U	0.24	0.32534247	mg/kg
				3-Nitrotoluene	U	0.24	0.32534247	mg/kg
				4-Amino-2,6-Dinitrotoluene	U	0.24	0.32534247	mg/kg
				4-Nitrotoluene	U	0.48	0.65068493	mg/kg
				Nitrobenzene	U	0.24	0.32534247	mg/kg
CPCSS-036-5014-SO	A0B240490012	6020	SO	Antimony	U	0.66	0.65789474	mg/kg
		8270C		2,4-Dinitrophenol	U	1100	1052.63158	ug/kg
				2-Nitroaniline	U	1100	1052.63158	ug/kg
				3-Nitroaniline	U	1100	1052.63158	ug/kg
				4,6-Dinitro-2-methylphenol	U	1100	1052.63158	ug/kg
				4-Nitroaniline	U	1100	1052.63158	ug/kg
				4-Nitrophenol	U	1100	1052.63158	ug/kg
				Acenaphthene	U	66	65.7894737	ug/kg
				Acenaphthylene	U	66	65.7894737	ug/kg
				Anthracene	U	66	65.7894737	ug/kg
				Benz[a]anthracene	U	66	65.7894737	ug/kg
				Benzo[a]pyrene	U	66	65.7894737	ug/kg
				Benzo[b]fluoranthene	U	66	65.7894737	ug/kg
				Benzo[g,h,i]perylene	U	66	65.7894737	ug/kg
				Benzo[k]fluoranthene	U	66	65.7894737	ug/kg
				Benzoic acid	U	1100	1052.63158	ug/kg
				Carbazole	U	66	65.7894737	ug/kg
				Chrysene	U	66	65.7894737	ug/kg
				dibenz[a,h]anthracene	U	66	65.7894737	ug/kg
				Fluorene	U	66	65.7894737	ug/kg
				Indeno[1,2,3-cd]pyrene	U	66	65.7894737	ug/kg
				Naphthalene	U	66	65.7894737	ug/kg
				Phenanthrene	U	66	65.7894737	ug/kg
CPCSS-037-5015-SO	A0B240490013	6020	SO	Antimony	U	0.76	0.75757576	mg/kg
		8270C		Acenaphthene	U	76	75.7575758	ug/kg
				Acenaphthylene	U	76	75.7575758	ug/kg

* Reporting Limit Criteria = (Dilution Factor) * (Reporting Limit from the reference project library) * (Percent Moisture Correction)
Percent Moisture Correction:
Soil: 100 / (100 - Percent Moisture)
Water: 1

Project Number and Name: **172819.00.09456.00.9200.02.200 - RVAAP PBA2008 17 AOCs RI**

QC Outlier Report: Non-Qualified Outliers for Reporting Limits
(Sample is non-detect but reported result exceeds project requirements for reporting limit)

Lab Report Batch: A0B240490 **Lab ID:** TALCAN

Client Sample ID	Lab Sample ID	Analysis Method	Matrix	Analyte Name	Lab Qualifier	Result	Reporting Limit Criteria*	Units
CPCSS-037-5015-SO	A0B240490013	8270C	SO	Anthracene	U	76	75.7575758	ug/kg
				Benz[a]anthracene	U	76	75.7575758	ug/kg
				Benzo[a]pyrene	U	76	75.7575758	ug/kg
				Benzo[b]fluoranthene	U	76	75.7575758	ug/kg
				Benzo[g,h,i]perylene	U	76	75.7575758	ug/kg
				Benzo[k]fluoranthene	U	76	75.7575758	ug/kg
				Carbazole	U	76	75.7575758	ug/kg
				Chrysene	U	76	75.7575758	ug/kg
				dibenz[a,h]anthracene	U	76	75.7575758	ug/kg
				Fluorene	U	76	75.7575758	ug/kg
				Indeno[1,2,3-cd]pyrene	U	76	75.7575758	ug/kg
				Naphthalene	U	76	75.7575758	ug/kg
				Phenanthrene	U	76	75.7575758	ug/kg
		8330B		1,3,5-Trinitrobenzene	U	0.25	0.015	mg/kg
				1,3-Dinitrobenzene	U	0.25	0.375	mg/kg
				2,4,6-Trinitrotoluene (TNT)	U	0.25	0.375	mg/kg
				2,4-Dinitrotoluene	U	0.25	0.375	mg/kg
				2,6-Dinitrotoluene	U	0.25	0.375	mg/kg
				2-Amino-4,6-dinitrotoluene	U	0.25	0.375	mg/kg
				2-Nitrotoluene	U	0.25	0.375	mg/kg
				3-Nitrotoluene	U	0.25	0.375	mg/kg
				4-Amino-2,6-Dinitrotoluene	U	0.25	0.375	mg/kg
				4-Nitrotoluene	U	0.50	0.75	mg/kg
				Nitrobenzene	U	0.25	0.375	mg/kg
CPCSS-037-6041-FD	A0B240490014	8270C	SO	2,4-Dinitrophenol	U	1200	1194.02985	ug/kg
				2-Nitroaniline	U	1200	1194.02985	ug/kg
				3-Nitroaniline	U	1200	1194.02985	ug/kg
				4,6-Dinitro-2-methylphenol	U	1200	1194.02985	ug/kg
				4-Nitroaniline	U	1200	1194.02985	ug/kg
				4-Nitrophenol	U	1200	1194.02985	ug/kg
				Benzoic acid	U	1200	1194.02985	ug/kg

* Reporting Limit Criteria = (Dilution Factor) * (Reporting Limit from the reference project library) * (Percent Moisture Correction)
Percent Moisture Correction:
Soil: 100 / (100 - Percent Moisture)
Water: 1

Project Number and Name: **172819.00.09456.00.9200.02.200 - RVAAP PBA2008 17 AOCs RI**

QC Outlier Report: Non-Qualified Outliers for Reporting Limits
(Sample is non-detect but reported result exceeds project requirements for reporting limit)

Lab Report Batch: A0B240490 **Lab ID:** TALCAN

Client Sample ID	Lab Sample ID	Analysis Method	Matrix	Analyte Name	Lab Qualifier	Result	Reporting Limit Criteria*	Units
CPCSS-038-5016-SO	A0B240490015	6020	SO	Antimony	U	0.65	0.64935065	mg/kg
		8270C		1,2,4-Trichlorobenzene	U	430	428.571429	ug/kg
				1,2-Dichlorobenzene	U	430	428.571429	ug/kg
				1,3-Dichlorobenzene	U	430	428.571429	ug/kg
				1,4-Dichlorobenzene	U	430	428.571429	ug/kg
				2,4,5-Trichlorophenol	U	430	428.571429	ug/kg
				2,4,6-Trichlorophenol	U	430	428.571429	ug/kg
				2,4-Dichlorophenol	U	430	428.571429	ug/kg
				2,4-Dimethylphenol	U	430	428.571429	ug/kg
				2,4-Dinitrotoluene	U	430	428.571429	ug/kg
				2,6-Dinitrotoluene	U	430	428.571429	ug/kg
				2-Chloronaphthalene	U	430	428.571429	ug/kg
				2-Chlorophenol	U	430	428.571429	ug/kg
				2-Methylnaphthalene	U	430	428.571429	ug/kg
				2-Methylphenol	U	430	428.571429	ug/kg
				2-Nitrophenol	U	430	428.571429	ug/kg
				3,3'-Dichlorobenzidine	U	430	428.571429	ug/kg
				3-methylphenol/4-methylphenol	U	430	#Error	ug/kg
				4-Bromophenyl phenyl ether	U	430	428.571429	ug/kg
				4-Chloro-3-methylphenol	U	430	428.571429	ug/kg
				4-Chloroaniline	U	430	428.571429	ug/kg
				4-Chlorophenyl phenyl ether	U	430	428.571429	ug/kg
				Acenaphthene	U	65	64.9350649	ug/kg
				Acenaphthylene	U	65	64.9350649	ug/kg
				Anthracene	U	65	64.9350649	ug/kg
				Benz[a]anthracene	U	65	64.9350649	ug/kg
				Benzo[a]pyrene	U	65	64.9350649	ug/kg
				Benzo[b]fluoranthene	U	65	64.9350649	ug/kg
				Benzo[g,h,i]perylene	U	65	64.9350649	ug/kg
				Benzo[k]fluoranthene	U	65	64.9350649	ug/kg
				bis(2-Chloroethoxy)methane	U	430	428.571429	ug/kg
				bis(2-Chloroethyl) ether	U	430	428.571429	ug/kg
				Bis(2-chloroisopropyl) ether	U	430	428.571429	ug/kg

* Reporting Limit Criteria = (Dilution Factor) * (Reporting Limit from the reference project library) * (Percent Moisture Correction)
Percent Moisture Correction:
Soil: 100 / (100 - Percent Moisture)
Water: 1

Project Number and Name: **172819.00.09456.00.9200.02.200 - RVAAP PBA2008 17 AOCs RI**

QC Outlier Report: Non-Qualified Outliers for Reporting Limits
(Sample is non-detect but reported result exceeds project requirements for reporting limit)

Lab Report Batch: A0B240490 **Lab ID:** TALCAN

Client Sample ID	Lab Sample ID	Analysis Method	Matrix	Analyte Name	Lab Qualifier	Result	Reporting Limit Criteria*	Units
CPCSS-038-5016-SO	A0B240490015	8270C	SO	bis(2-Ethylhexyl) phthalate	U	430	428.571429	ug/kg
				Butyl benzyl phthalate	U	430	428.571429	ug/kg
				Carbazole	U	65	64.9350649	ug/kg
				Chrysene	U	65	64.9350649	ug/kg
				dibenz[a,h]anthracene	U	65	64.9350649	ug/kg
				Dibenzofuran	U	430	428.571429	ug/kg
				Diethyl phthalate	U	430	428.571429	ug/kg
				Dimethyl phthalate	U	430	428.571429	ug/kg
				Di-n-butyl phthalate	U	430	428.571429	ug/kg
				Di-n-octyl phthalate	U	430	428.571429	ug/kg
				Fluoranthene	U	65	64.9350649	ug/kg
				Fluorene	U	65	64.9350649	ug/kg
				Hexachlorobenzene	U	430	428.571429	ug/kg
				Hexachlorobutadiene	U	430	428.571429	ug/kg
				HEXACHLOROCYCLOPENTADIE	U	430	#Error	ug/kg
				Hexachloroethane	U	430	428.571429	ug/kg
				Indeno[1,2,3-cd]pyrene	U	65	64.9350649	ug/kg
				Isophorone	U	430	428.571429	ug/kg
				Naphthalene	U	65	64.9350649	ug/kg
				Nitrobenzene	U	430	428.571429	ug/kg
				N-Nitrosodi-n-propylamine	U	430	428.571429	ug/kg
				N-Nitrosodiphenylamine	U	430	428.571429	ug/kg
				Pentachlorophenol	U	430	428.571429	ug/kg
				Phenanthrene	U	65	64.9350649	ug/kg
				Phenol	U	430	428.571429	ug/kg
				Pyrene	U	65	428.571429	ug/kg
CPCSS-039-5017-SO	A0B240490016	6020	SO	Antimony	U	0.63	0.625	mg/kg
		8081A		alpha-Chordane	U	3.8	3.75	ug/kg
				beta-BHC	U	4.4	4.375	ug/kg
				Endosulfan sulfate	U	3.8	3.75	ug/kg
				Endrin aldehyde	U	3.8	3.75	ug/kg
				Heptachlor	U	4.4	4.375	ug/kg

* Reporting Limit Criteria = (Dilution Factor) * (Reporting Limit from the reference project library) * (Percent Moisture Correction)
Percent Moisture Correction:
Soil: 100 / (100 - Percent Moisture)
Water: 1

Project Number and Name: **172819.00.09456.00.9200.02.200 - RVAAP PBA2008 17 AOCs RI**

QC Outlier Report: Non-Qualified Outliers for Reporting Limits
(Sample is non-detect but reported result exceeds project requirements for reporting limit)

Lab Report Batch: A0B240490 **Lab ID:** TALCAN

Client Sample ID	Lab Sample ID	Analysis Method	Matrix	Analyte Name	Lab Qualifier	Result	Reporting Limit Criteria*	Units
CPCSS-039-5017-SO	A0B240490016	8081A	SO	Methoxychlor	U	6.3	6.25	ug/kg
				Toxaphene	U	84	83.75	ug/kg
		8260B		1,1,1-Trichloroethane	U	6.3	6.25	ug/kg
				1,1,2,2-Tetrachloroethane	U	6.3	6.25	ug/kg
				1,1,2-Trichloroethane	U	6.3	6.25	ug/kg
				1,1-Dichloroethane	U	6.3	6.25	ug/kg
				1,1-Dichloroethene	U	6.3	6.25	ug/kg
				1,2-Dibromoethane (Ethylene Dibro	U	6.3	6.25	ug/kg
				1,2-Dichloroethane	U	6.3	6.25	ug/kg
				1,2-Dichloroethene (total)	U	6.3	6.25	ug/kg
				1,2-Dichloropropane	U	6.3	6.25	ug/kg
				Benzene	U	6.3	6.25	ug/kg
				Bromochloromethane	U	6.3	6.25	ug/kg
				Bromodichloromethane	U	6.3	6.25	ug/kg
				Bromoform	U	6.3	6.25	ug/kg
				Bromomethane (Methyl bromide)	U	6.3	6.25	ug/kg
				Carbon disulfide	U	6.3	6.25	ug/kg
				Carbon tetrachloride	U	6.3	6.25	ug/kg
				Chlorobenzene	U	6.3	6.25	ug/kg
				Chlorodibromomethane	U	6.3	6.25	ug/kg
				Chloroethane	U	6.3	6.25	ug/kg
				Chloroform	U	6.3	6.25	ug/kg
				Chloromethane	U	6.3	6.25	ug/kg
				cis-1,3-Dichloropropene	U	6.3	6.25	ug/kg
				Ethylbenzene	U	6.3	6.25	ug/kg
				Methylene chloride	U	6.3	6.25	ug/kg
				Styrene	U	6.3	6.25	ug/kg
				Tetrachloroethene	U	6.3	6.25	ug/kg
				Toluene	U	6.3	6.25	ug/kg
				trans-1,3-Dichloropropene	U	6.3	6.25	ug/kg
				Trichloroethene	U	6.3	6.25	ug/kg
				Vinyl chloride	U	6.3	6.25	ug/kg
				Xylene (Total)	U	13	12.5	ug/kg

* Reporting Limit Criteria = (Dilution Factor) * (Reporting Limit from the reference project library) * (Percent Moisture Correction)
Percent Moisture Correction:
Soil: 100 / (100 - Percent Moisture)
Water: 1

Project Number and Name: **172819.00.09456.00.9200.02.200 - RVAAP PBA2008 17 AOCs RI**

QC Outlier Report: Non-Qualified Outliers for Reporting Limits
(Sample is non-detect but reported result exceeds project requirements for reporting limit)

Lab Report Batch: A0B240490 **Lab ID:** TALCAN

Client Sample ID	Lab Sample ID	Analysis Method	Matrix	Analyte Name	Lab Qualifier	Result	Reporting Limit Criteria*	Units
CPCSS-039-5017-SO	A0B240490016	8270C	SO	Acenaphthene	U	63	62.5	ug/kg
				Acenaphthylene	U	63	62.5	ug/kg
				Anthracene	U	63	62.5	ug/kg
				Benz[a]anthracene	U	63	62.5	ug/kg
				Benzo[a]pyrene	U	63	62.5	ug/kg
				Benzo[b]fluoranthene	U	63	62.5	ug/kg
				Benzo[g,h,i]perylene	U	63	62.5	ug/kg
				Benzo[k]fluoranthene	U	63	62.5	ug/kg
				Carbazole	U	63	62.5	ug/kg
				Chrysene	U	63	62.5	ug/kg
				dibenz[a,h]anthracene	U	63	62.5	ug/kg
				Fluoranthene	U	63	62.5	ug/kg
				Fluorene	U	63	62.5	ug/kg
				Indeno[1,2,3-cd]pyrene	U	63	62.5	ug/kg
				Naphthalene	U	63	62.5	ug/kg
				Phenanthrene	U	63	62.5	ug/kg
				Pyrene	U	63	412.5	ug/kg
CPCSS-040-5018-SO	A0B240490017	6020	SO	Antimony	U	0.67	0.66666667	mg/kg
		8270C		2,4-Dinitrophenol	U	1100	1066.66667	ug/kg
				2-Nitroaniline	U	1100	1066.66667	ug/kg
				3-Nitroaniline	U	1100	1066.66667	ug/kg
				4,6-Dinitro-2-methylphenol	U	1100	1066.66667	ug/kg
				4-Nitroaniline	U	1100	1066.66667	ug/kg
				4-Nitrophenol	U	1100	1066.66667	ug/kg
				Acenaphthene	U	67	66.6666667	ug/kg
				Acenaphthylene	U	67	66.6666667	ug/kg
				Anthracene	U	67	66.6666667	ug/kg
				Benz[a]anthracene	U	67	66.6666667	ug/kg
				Benzo[a]pyrene	U	67	66.6666667	ug/kg
				Benzo[b]fluoranthene	U	67	66.6666667	ug/kg
				Benzo[g,h,i]perylene	U	67	66.6666667	ug/kg
				Benzo[k]fluoranthene	U	67	66.6666667	ug/kg

* Reporting Limit Criteria = (Dilution Factor) * (Reporting Limit from the reference project library) * (Percent Moisture Correction)
Percent Moisture Correction:
Soil: 100 / (100 - Percent Moisture)
Water: 1

Project Number and Name: **172819.00.09456.00.9200.02.200 - RVAAP PBA2008 17 AOCs RI**

QC Outlier Report: Non-Qualified Outliers for Reporting Limits
(Sample is non-detect but reported result exceeds project requirements for reporting limit)

Lab Report Batch: A0B240490 **Lab ID:** TALCAN

Client Sample ID	Lab Sample ID	Analysis Method	Matrix	Analyte Name	Lab Qualifier	Result	Reporting Limit Criteria*	Units
CPCSS-040-5018-SO	A0B240490017	8270C	SO	Benzoic acid	U	1100	1066.66667	ug/kg
				Carbazole	U	67	66.6666667	ug/kg
				Chrysene	U	67	66.6666667	ug/kg
				dibenz[a,h]anthracene	U	67	66.6666667	ug/kg
				Fluorene	U	67	66.6666667	ug/kg
				Indeno[1,2,3-cd]pyrene	U	67	66.6666667	ug/kg
				Naphthalene	U	67	66.6666667	ug/kg
CPCSS-041-5019-SO	A0B240490018	6020	SO	Antimony	U	0.66	0.65789474	mg/kg
		8270C		1,2,4-Trichlorobenzene	U	440	434.210526	ug/kg
				1,2-Dichlorobenzene	U	440	434.210526	ug/kg
				1,3-Dichlorobenzene	U	440	434.210526	ug/kg
				1,4-Dichlorobenzene	U	440	434.210526	ug/kg
				2,4,5-Trichlorophenol	U	440	434.210526	ug/kg
				2,4,6-Trichlorophenol	U	440	434.210526	ug/kg
				2,4-Dichlorophenol	U	440	434.210526	ug/kg
				2,4-Dimethylphenol	U	440	434.210526	ug/kg
				2,4-Dinitrophenol	U	1100	1052.63158	ug/kg
				2,4-Dinitrotoluene	U	440	434.210526	ug/kg
				2,6-Dinitrotoluene	U	440	434.210526	ug/kg
				2-Chloronaphthalene	U	440	434.210526	ug/kg
				2-Chlorophenol	U	440	434.210526	ug/kg
				2-Methylnaphthalene	U	440	434.210526	ug/kg
				2-Methylphenol	U	440	434.210526	ug/kg
				2-Nitroaniline	U	1100	1052.63158	ug/kg
				2-Nitrophenol	U	440	434.210526	ug/kg
				3,3'-Dichlorobenzidine	U	440	434.210526	ug/kg
				3-methylphenol/4-methylphenol	U	440	#Error	ug/kg
				3-Nitroaniline	U	1100	1052.63158	ug/kg
				4,6-Dinitro-2-methylphenol	U	1100	1052.63158	ug/kg
				4-Bromophenyl phenyl ether	U	440	434.210526	ug/kg
				4-Chloro-3-methylphenol	U	440	434.210526	ug/kg
				4-Chloroaniline	U	440	434.210526	ug/kg

* Reporting Limit Criteria = (Dilution Factor) * (Reporting Limit from the reference project library) * (Percent Moisture Correction)
Percent Moisture Correction:
Soil: 100 / (100 - Percent Moisture)
Water: 1

Project Number and Name: **172819.00.09456.00.9200.02.200 - RVAAP PBA2008 17 AOCs RI**

QC Outlier Report: Non-Qualified Outliers for Reporting Limits
(Sample is non-detect but reported result exceeds project requirements for reporting limit)

Lab Report Batch: A0B240490 **Lab ID:** TALCAN

Client Sample ID	Lab Sample ID	Analysis Method	Matrix	Analyte Name	Lab Qualifier	Result	Reporting Limit Criteria*	Units
CPCSS-041-5019-SO	A0B240490018	8270C	SO	4-Chlorophenyl phenyl ether	U	440	434.210526	ug/kg
				4-Nitroaniline	U	1100	1052.63158	ug/kg
				4-Nitrophenol	U	1100	1052.63158	ug/kg
				Acenaphthene	U	66	65.7894737	ug/kg
				Acenaphthylene	U	66	65.7894737	ug/kg
				Anthracene	U	66	65.7894737	ug/kg
				Benz[a]anthracene	U	66	65.7894737	ug/kg
				Benzo[a]pyrene	U	66	65.7894737	ug/kg
				Benzo[b]fluoranthene	U	66	65.7894737	ug/kg
				Benzo[g,h,i]perylene	U	66	65.7894737	ug/kg
				Benzo[k]fluoranthene	U	66	65.7894737	ug/kg
				Benzoic acid	U	1100	1052.63158	ug/kg
				Benzyl alcohol	U	440	434.210526	ug/kg
				bis(2-Chloroethoxy)methane	U	440	434.210526	ug/kg
				bis(2-Chloroethyl) ether	U	440	434.210526	ug/kg
				Bis(2-chloroisopropyl) ether	U	440	434.210526	ug/kg
				bis(2-Ethylhexyl) phthalate	U	440	434.210526	ug/kg
				Butyl benzyl phthalate	U	440	434.210526	ug/kg
				Carbazole	U	66	65.7894737	ug/kg
				Chrysene	U	66	65.7894737	ug/kg
				dibenz[a,h]anthracene	U	66	65.7894737	ug/kg
				Dibenzofuran	U	440	434.210526	ug/kg
				Diethyl phthalate	U	440	434.210526	ug/kg
				Dimethyl phthalate	U	440	434.210526	ug/kg
				Di-n-butyl phthalate	U	440	434.210526	ug/kg
				Di-n-octyl phthalate	U	440	434.210526	ug/kg
				Fluorene	U	66	65.7894737	ug/kg
				Hexachlorobenzene	U	440	434.210526	ug/kg
				Hexachlorobutadiene	U	440	434.210526	ug/kg
				HEXACHLOROCYCLOPENTADIE	U	440	#Error	ug/kg
				Hexachloroethane	U	440	434.210526	ug/kg
				Indeno[1,2,3-cd]pyrene	U	66	65.7894737	ug/kg
				Isophorone	U	440	434.210526	ug/kg

* Reporting Limit Criteria = (Dilution Factor) * (Reporting Limit from the reference project library) * (Percent Moisture Correction)
Percent Moisture Correction:
Soil: 100 / (100 - Percent Moisture)
Water: 1

Project Number and Name: **172819.00.09456.00.9200.02.200 - RVAAP PBA2008 17 AOCs RI**

QC Outlier Report: Non-Qualified Outliers for Reporting Limits
(Sample is non-detect but reported result exceeds project requirements for reporting limit)

Lab Report Batch: A0B240490 **Lab ID:** TALCAN

Client Sample ID	Lab Sample ID	Analysis Method	Matrix	Analyte Name	Lab Qualifier	Result	Reporting Limit Criteria*	Units
CPCSS-041-5019-SO	A0B240490018	8270C	SO	Naphthalene	U	66	65.7894737	ug/kg
				Nitrobenzene	U	440	434.210526	ug/kg
				N-Nitrosodi-n-propylamine	U	440	434.210526	ug/kg
				N-Nitrosodiphenylamine	U	440	434.210526	ug/kg
				Pentachlorophenol	U	440	434.210526	ug/kg
				Phenol	U	440	434.210526	ug/kg
		8330B		1,3,5-Trinitrobenzene	U	0.26	0.01342105	mg/kg
				1,3-Dinitrobenzene	U	0.26	0.33552632	mg/kg
				2,4,6-Trinitrotoluene (TNT)	U	0.26	0.33552632	mg/kg
				2,4-Dinitrotoluene	U	0.26	0.33552632	mg/kg
				2,6-Dinitrotoluene	U	0.26	0.33552632	mg/kg
				2-Amino-4,6-dinitrotoluene	U	0.26	0.33552632	mg/kg
				2-Nitrotoluene	U	0.26	0.33552632	mg/kg
				3-Nitrotoluene	U	0.26	0.33552632	mg/kg
				4-Amino-2,6-Dinitrotoluene	U	0.26	0.33552632	mg/kg
				Nitrobenzene	U	0.26	0.33552632	mg/kg
CPCSS-042-5020-SO	A0B240490019	6020	SO	Antimony	U	0.69	0.68493151	mg/kg
		8270C		2,4-Dinitrophenol	U	1100	1095.89041	ug/kg
				2-Nitroaniline	U	1100	1095.89041	ug/kg
				3-Nitroaniline	U	1100	1095.89041	ug/kg
				4,6-Dinitro-2-methylphenol	U	1100	1095.89041	ug/kg
				4-Nitroaniline	U	1100	1095.89041	ug/kg
				4-Nitrophenol	U	1100	1095.89041	ug/kg
				Acenaphthene	U	69	68.4931507	ug/kg
				Acenaphthylene	U	69	68.4931507	ug/kg
				Anthracene	U	69	68.4931507	ug/kg
				Benzo[b]fluoranthene	U	69	68.4931507	ug/kg
				Benzo[g,h,i]perylene	U	69	68.4931507	ug/kg
				Benzo[k]fluoranthene	U	69	68.4931507	ug/kg
				Benzoic acid	U	1100	1095.89041	ug/kg
				Carbazole	U	69	68.4931507	ug/kg
				Chrysene	U	69	68.4931507	ug/kg

* Reporting Limit Criteria = (Dilution Factor) * (Reporting Limit from the reference project library) * (Percent Moisture Correction)
Percent Moisture Correction:
Soil: 100 / (100 - Percent Moisture)
Water: 1

Project Number and Name: **172819.00.09456.00.9200.02.200 - RVAAP PBA2008 17 AOCs RI**

QC Outlier Report: Non-Qualified Outliers for Reporting Limits
(Sample is non-detect but reported result exceeds project requirements for reporting limit)

Lab Report Batch: A0B240490 **Lab ID:** TALCAN

Client Sample ID	Lab Sample ID	Analysis Method	Matrix	Analyte Name	Lab Qualifier	Result	Reporting Limit Criteria*	Units
CPCSS-042-5020-SO	A0B240490019	8270C	SO	dibenz[a,h]anthracene	U	69	68.4931507	ug/kg
				Fluorene	U	69	68.4931507	ug/kg
				Indeno[1,2,3-cd]pyrene	U	69	68.4931507	ug/kg
				Naphthalene	U	69	68.4931507	ug/kg
CPCSS-043-5021-SO	A0B240490020	8270C	SO	1,2,4-Trichlorobenzene	U	3000	2933.33333	ug/kg
				1,2-Dichlorobenzene	U	3000	2933.33333	ug/kg
				1,3-Dichlorobenzene	U	3000	2933.33333	ug/kg
				1,4-Dichlorobenzene	U	3000	2933.33333	ug/kg
				2,4,5-Trichlorophenol	U	3000	2933.33333	ug/kg
				2,4,6-Trichlorophenol	U	3000	2933.33333	ug/kg
				2,4-Dichlorophenol	U	3000	2933.33333	ug/kg
				2,4-Dimethylphenol	U	3000	2933.33333	ug/kg
				2,4-Dinitrophenol	U	7200	7111.11111	ug/kg
				2,4-Dinitrotoluene	U	3000	2933.33333	ug/kg
				2,6-Dinitrotoluene	U	3000	2933.33333	ug/kg
				2-Chloronaphthalene	U	3000	2933.33333	ug/kg
				2-Chlorophenol	U	3000	2933.33333	ug/kg
				2-Methylnaphthalene	U	3000	2933.33333	ug/kg
				2-Methylphenol	U	3000	2933.33333	ug/kg
				2-Nitroaniline	U	7200	7111.11111	ug/kg
				2-Nitrophenol	U	3000	2933.33333	ug/kg
				3,3'-Dichlorobenzidine	U	3000	2933.33333	ug/kg
				3-methylphenol/4-methylphenol	U	3000	#Error	ug/kg
				3-Nitroaniline	U	7200	7111.11111	ug/kg
				4,6-Dinitro-2-methylphenol	U	7200	7111.11111	ug/kg
				4-Bromophenyl phenyl ether	U	3000	2933.33333	ug/kg
				4-Chloro-3-methylphenol	U	3000	2933.33333	ug/kg
				4-Chloroaniline	U	3000	2933.33333	ug/kg
				4-Chlorophenyl phenyl ether	U	3000	2933.33333	ug/kg
				4-Nitroaniline	U	7200	7111.11111	ug/kg
				4-Nitrophenol	U	7200	7111.11111	ug/kg
				Acenaphthene	U	450	444.444444	ug/kg

* Reporting Limit Criteria = (Dilution Factor) * (Reporting Limit from the reference project library) * (Percent Moisture Correction)
Percent Moisture Correction:
Soil: 100 / (100 - Percent Moisture)
Water: 1

Project Number and Name: **172819.00.09456.00.9200.02.200 - RVAAP PBA2008 17 AOCs RI**

QC Outlier Report: Non-Qualified Outliers for Reporting Limits
(Sample is non-detect but reported result exceeds project requirements for reporting limit)

Lab Report Batch: A0B240490 **Lab ID:** TALCAN

Client Sample ID	Lab Sample ID	Analysis Method	Matrix	Analyte Name	Lab Qualifier	Result	Reporting Limit Criteria*	Units
CPCSS-043-5021-SO	A0B240490020	8270C	SO	Acenaphthylene	U	450	444.444444	ug/kg
				Anthracene	U	450	444.444444	ug/kg
				Benz[a]anthracene	U	450	444.444444	ug/kg
				Benzo[a]pyrene	U	450	444.444444	ug/kg
				Benzo[b]fluoranthene	U	450	444.444444	ug/kg
				Benzo[g,h,i]perylene	U	450	444.444444	ug/kg
				Benzo[k]fluoranthene	U	450	444.444444	ug/kg
				Benzoic acid	U	7200	7111.11111	ug/kg
				Benzyl alcohol	U	3000	2933.33333	ug/kg
				bis(2-Chloroethoxy)methane	U	3000	2933.33333	ug/kg
				bis(2-Chloroethyl) ether	U	3000	2933.33333	ug/kg
				Bis(2-chloroisopropyl) ether	U	3000	2933.33333	ug/kg
				bis(2-Ethylhexyl) phthalate	U	3000	2933.33333	ug/kg
				Butyl benzyl phthalate	U	3000	2933.33333	ug/kg
				Carbazole	U	450	444.444444	ug/kg
				Chrysene	U	450	444.444444	ug/kg
				dibenz[a,h]anthracene	U	450	444.444444	ug/kg
				Dibenzofuran	U	3000	2933.33333	ug/kg
				Diethyl phthalate	U	3000	2933.33333	ug/kg
				Dimethyl phthalate	U	3000	2933.33333	ug/kg
				Di-n-butyl phthalate	U	3000	2933.33333	ug/kg
				Di-n-octyl phthalate	U	3000	2933.33333	ug/kg
				Fluoranthene	U	450	444.444444	ug/kg
				Fluorene	U	450	444.444444	ug/kg
				Hexachlorobenzene	U	3000	2933.33333	ug/kg
				Hexachlorobutadiene	U	3000	2933.33333	ug/kg
				HEXACHLOROCYCLOPENTADIE	U	3000	#Error	ug/kg
				Hexachloroethane	U	3000	2933.33333	ug/kg
				Indeno[1,2,3-cd]pyrene	U	450	444.444444	ug/kg
				Isophorone	U	3000	2933.33333	ug/kg
				Naphthalene	U	450	444.444444	ug/kg
				Nitrobenzene	U	3000	2933.33333	ug/kg
				N-Nitrosodi-n-propylamine	U	3000	2933.33333	ug/kg

* Reporting Limit Criteria = (Dilution Factor) * (Reporting Limit from the reference project library) * (Percent Moisture Correction)
Percent Moisture Correction:
Soil: 100 / (100 - Percent Moisture)
Water: 1

Project Number and Name: **172819.00.09456.00.9200.02.200 - RVAAP PBA2008 17 AOCs RI**

QC Outlier Report: Non-Qualified Outliers for Reporting Limits
(Sample is non-detect but reported result exceeds project requirements for reporting limit)

Lab Report Batch: A0B240490 **Lab ID:** TALCAN

Client Sample ID	Lab Sample ID	Analysis Method	Matrix	Analyte Name	Lab Qualifier	Result	Reporting Limit Criteria*	Units
CPCSS-043-5021-SO	A0B240490020	8270C	SO	N-Nitrosodiphenylamine	U	3000	2933.33333	ug/kg
				Pentachlorophenol	U	3000	2933.33333	ug/kg
				Phenanthrene	U	450	444.444444	ug/kg
				Phenol	U	3000	2933.33333	ug/kg
				Pyrene	U	450	2933.33333	ug/kg

* Reporting Limit Criteria = (Dilution Factor) * (Reporting Limit from the reference project library) * (Percent Moisture Correction)
Percent Moisture Correction:
Soil: 100 / (100 - Percent Moisture)
Water: 1

Project Number and Name: **172819.00.09456.00.9200.02.200 - RVAAP PBA2008 17 AOCs RI**

Continuing Calibration (CCV) Outlier Report (Organics)

There are no Organic Continuing Calibrations with outliers

Continuing Calibration (CCAL) Outlier Report (Inorganics)

There are no Inorganic Continuing Calibrations with outliers

Reporting Limits Outlier Report (detected results reported below the reporting limit)

Lab Report Batch: A0B240490 **Lab ID:** TALCAN

Client Sample ID	Lab Sample ID	Analysis Method	Matrix	Analyte Name	Lab Qualifier	Result	EDD Reporting Limit	Units
B12SB-027-5083-SO	A0B240490001	6020	SO	Antimony	J	0.10	0.71	mg/kg
				Cadmium	J	0.14	0.28	mg/kg
				Silver	J	0.029	0.71	mg/kg
				Sodium	J	66.1	141	mg/kg
				Thallium	J	0.16	0.28	mg/kg
		7471A		Mercury	J	0.059	0.14	mg/kg
		8330B		2,4,6-Trinitrotoluene (TNT)	J	0.051	0.26	mg/kg
				2-Amino-4,6-dinitrotoluene	J	0.074	0.26	mg/kg
				4-Amino-2,6-Dinitrotoluene	J	0.083	0.26	mg/kg
B12SB-027-5084-SO	A0B240490002	6020		Cadmium	J	0.12	0.25	mg/kg
				Silver	J	0.030	0.63	mg/kg
				Sodium	J	46.2	125	mg/kg
				Thallium	J	0.18	0.25	mg/kg
		7471A		Mercury	J	0.032	0.13	mg/kg
B12SB-028-5087-SO	A0B240490003	353.2 Modified		Nitrocellulose	B	2.0	6.4	mg/kg
		6020		Antimony	J	0.17	0.64	mg/kg
				Silver	J	0.036	0.64	mg/kg
				Thallium	J	0.17	0.26	mg/kg
		8081A		alpha-Chordane	J	57	77	ug/kg
				gamma-Chlordane	J	42	44	ug/kg
		8270C		2-Methylnaphthalene	J	35	420	ug/kg
				Benz[a]anthracene	J	24	64	ug/kg
				Benzo[b]fluoranthene	J	37	64	ug/kg
				Chrysene	J	27	64	ug/kg
				Di-n-butyl phthalate	J	26	420	ug/kg
				Fluoranthene	J	31	64	ug/kg
				Naphthalene	J	15	64	ug/kg
				Phenanthrene	J	17	64	ug/kg
				Pyrene	J	25	64	ug/kg
		8330B		2-Amino-4,6-dinitrotoluene	J	0.028	0.23	mg/kg
				4-Amino-2,6-Dinitrotoluene	J	0.024	0.23	mg/kg
				Hexahydro-1,3,5-Trinitro-1,3,5-Triazine	J PG	0.015	0.23	mg/kg
				Octahydro-1,3,5,7-tetranitro-1,3,5,7-tetr	J	0.020	0.23	mg/kg
B12SB-028-5088-SO	A0B240490004	353.2 Modified		Nitrocellulose	B	1.0	6.1	mg/kg
		6020		Antimony	J	0.079	0.61	mg/kg
				Cadmium	J	0.18	0.24	mg/kg

Reporting Limits Outlier Report (detected results reported below the reporting limit)

Lab Report Batch: A0B240490 **Lab ID:** TALCAN

Client Sample ID	Lab Sample ID	Analysis Method	Matrix	Analyte Name	Lab Qualifier	Result	EDD Reporting Limit	Units
B12SB-028-5088-SO	A0B240490004	6020	SO	Silver	J	0.018	0.61	mg/kg
				Thallium	J	0.10	0.24	mg/kg
		7471A		Mercury	J	0.020	0.12	mg/kg
		8260B		2-Butanone (MEK)	J B	4.4	24	ug/kg
				Carbon disulfide	J	0.80	6.1	ug/kg
		8270C		Pyrene	J	32	61	ug/kg
B12SB-030-5093-SO	A0B240490005	6020		Antimony	J	0.085	0.62	mg/kg
				Cadmium	J	0.097	0.25	mg/kg
				Silver	J	0.032	0.62	mg/kg
				Sodium	J	39.7	124	mg/kg
				Thallium	J	0.15	0.25	mg/kg
		7471A		Mercury	J	0.032	0.12	mg/kg
B12SB-030-5094-SO	A0B240490006	6020		Cadmium	J	0.023	0.24	mg/kg
				Selenium	J	0.54	0.61	mg/kg
				Silver	J	0.011	0.61	mg/kg
				Sodium	J	32.0	122	mg/kg
				Thallium	J	0.088	0.24	mg/kg
B12SB-030-6076-FD	A0B240490007			Antimony	J	0.096	0.64	mg/kg
				Cadmium	J	0.16	0.26	mg/kg
				Silver	J	0.043	0.64	mg/kg
				Sodium	J	41.9	129	mg/kg
				Thallium	J	0.17	0.26	mg/kg
		7471A		Mercury	J	0.042	0.13	mg/kg
B12SB-031-5097-SO	A0B240490008	6020		Cadmium	J	0.12	0.27	mg/kg
				Silver	J	0.026	0.66	mg/kg
				Sodium	J	43.5	133	mg/kg
				Thallium	J	0.19	0.27	mg/kg
		7471A		Mercury	J	0.035	0.13	mg/kg
B12SB-031-5098-SO	A0B240490009	6020		Antimony	J	0.12	0.65	mg/kg
				Cadmium	J	0.11	0.26	mg/kg
				Silver	J	0.022	0.65	mg/kg
				Sodium	J	48.6	129	mg/kg
				Thallium	J	0.17	0.26	mg/kg
		7471A		Mercury	J	0.027	0.13	mg/kg
B12SB-032-5101-SO	A0B240490010	6020		Cadmium	J	0.045	0.27	mg/kg
				Silver	J	0.034	0.68	mg/kg

Reporting Limits Outlier Report (detected results reported below the reporting limit)

Lab Report Batch: A0B240490 **Lab ID:** TALCAN

Client Sample ID	Lab Sample ID	Analysis Method	Matrix	Analyte Name	Lab Qualifier	Result	EDD Reporting Limit	Units
B12SB-032-5101-SO	A0B240490010	6020	SO	Sodium	J	35.0	136	mg/kg
				Thallium	J	0.17	0.27	mg/kg
		7471A		Mercury	J	0.057	0.14	mg/kg
		8330B		Octahydro-1,3,5,7-tetranitro-1,3,5,7-tetr	J	0.015	0.24	mg/kg
B12SB-032-5102-SO	A0B240490011	6020		Antimony	J	0.10	0.65	mg/kg
				Cadmium	J	0.039	0.26	mg/kg
				Silver	J	0.029	0.65	mg/kg
				Sodium	J	57.6	130	mg/kg
				Thallium	J	0.16	0.26	mg/kg
		7471A		Mercury	J	0.042	0.13	mg/kg
CPCSS-036-5014-SO	A0B240490012	6020		Cadmium	J	0.058	0.26	mg/kg
				Silver	J	0.028	0.66	mg/kg
				Sodium	J	42.7	132	mg/kg
				Thallium	J	0.19	0.26	mg/kg
		8270C		Fluoranthene	J	12	66	ug/kg
				Pyrene	J	11	66	ug/kg
CPCSS-037-5015-SO	A0B240490013	6020		Cadmium	J	0.26	0.30	mg/kg
				Silver	J	0.062	0.76	mg/kg
				Sodium	J	62.8	152	mg/kg
				Thallium	J	0.17	0.30	mg/kg
		7471A		Mercury	J	0.045	0.15	mg/kg
		8270C		Fluoranthene	J	23	76	ug/kg
				Pyrene	J	16	76	ug/kg
CPCSS-037-6041-FD	A0B240490014	6020		Cadmium	J	0.20	0.30	mg/kg
				Silver	J	0.043	0.74	mg/kg
				Sodium	J	66.8	148	mg/kg
				Thallium	J	0.18	0.30	mg/kg
		7471A		Mercury	J	0.063	0.15	mg/kg
		8270C		Fluoranthene	J	21	74	ug/kg
				Phenanthrene	J	10	74	ug/kg
				Pyrene	J	16	74	ug/kg
CPCSS-038-5016-SO	A0B240490015	6020		Cadmium	J	0.058	0.26	mg/kg
				Selenium	J	0.63	0.65	mg/kg
				Silver	J	0.034	0.65	mg/kg
				Sodium	J	51.0	130	mg/kg
				Thallium	J	0.18	0.26	mg/kg

Reporting Limits Outlier Report (detected results reported below the reporting limit)

Lab Report Batch: A0B240490 **Lab ID:** TALCAN

Client Sample ID	Lab Sample ID	Analysis Method	Matrix	Analyte Name	Lab Qualifier	Result	EDD Reporting Limit	Units
CPCSS-038-5016-SO	A0B240490015	7471A	SO	Mercury	J	0.052	0.13	mg/kg
CPCSS-039-5017-SO	A0B240490016	353.2 Modified		Nitrocellulose	B	1.2	6.3	mg/kg
		6020		Cadmium	J	0.10	0.25	mg/kg
				Silver	J	0.021	0.63	mg/kg
				Sodium	J	48.8	126	mg/kg
				Thallium	J	0.11	0.25	mg/kg
		7471A		Mercury	J	0.023	0.13	mg/kg
		8270C		bis(2-Ethylhexyl) phthalate	J	230	410	ug/kg
CPCSS-040-5018-SO	A0B240490017	6020		Cadmium	J	0.10	0.27	mg/kg
				Silver	J	0.040	0.67	mg/kg
				Sodium	J	47.6	134	mg/kg
				Thallium	J	0.20	0.27	mg/kg
		7471A		Mercury	J	0.052	0.13	mg/kg
		8270C		Fluoranthene	J	18	67	ug/kg
				Phenanthrene	J	9.5	67	ug/kg
				Pyrene	J	16	67	ug/kg
CPCSS-041-5019-SO	A0B240490018	6020		Cadmium	J	0.18	0.26	mg/kg
				Silver	J	0.040	0.66	mg/kg
				Sodium	J	44.9	132	mg/kg
				Thallium	J	0.16	0.26	mg/kg
		7471A		Mercury	J	0.047	0.13	mg/kg
		8270C		Fluoranthene	J	33	66	ug/kg
				Phenanthrene	J	17	66	ug/kg
				Pyrene	J	28	66	ug/kg
CPCSS-042-5020-SO	A0B240490019	6020		Cadmium	J	0.17	0.27	mg/kg
				Selenium	J	0.67	0.69	mg/kg
				Silver	J	0.057	0.69	mg/kg
				Sodium	J	46.5	137	mg/kg
				Thallium	J	0.16	0.27	mg/kg
		7471A		Mercury	J	0.072	0.14	mg/kg
		8270C		Benz[a]anthracene	J	66	69	ug/kg
				Benzo[a]pyrene	J	57	69	ug/kg
CPCSS-043-5021-SO	A0B240490020	6020		Antimony	J	0.23	1.1	mg/kg
				Beryllium	J G	0.48	2.2	mg/kg
				Cadmium	J	0.20	0.45	mg/kg
				Selenium	J	0.96	1.1	mg/kg

Reporting Limits Outlier Report (detected results reported below the reporting limit)

Lab Report Batch: A0B240490 **Lab ID:** TALCAN

Client Sample ID	Lab Sample ID	Analysis Method	Matrix	Analyte Name	Lab Qualifier	Result	EDD Reporting Limit	Units
CPCSS-043-5021-SO	A0B240490020	6020	SO	Silver	J	0.085	1.1	mg/kg
				Sodium	J	70.7	224	mg/kg
				Thallium	J	0.13	0.45	mg/kg
		7471A		Mercury	J	0.074	0.22	mg/kg

Method Blank Outlier Report

Lab Reporting Batch : A0B240490 **Lab ID:** TALCAN

Analysis Method : 6020 **Analysis Date :** 02/26/2010

Preparation Type : 3050B **Preparation Date :** 02/25/2010

Method Blank Lab Sample ID : A0B250000021B **Preparation Batch :** 0056021

Zinc	Result	Reporting Limit	Units	Lab Qual	Comments
Method Blank Result:	**1.7**	**4.0**	**mg/kg**	**J**	

Zinc contamination found in the method blank did not qualify any samples.

Method Blank Outlier Report

Lab Reporting Batch : A0B240490
Lab ID: TALCAN
Analysis Method : 8260B
Analysis Date : 03/01/2010
Preparation Type : 5030B
Preparation Date : 03/01/2010
Method Blank Lab Sample ID : A0C020000193B
Preparation Batch : 0061193

2-Butanone (MEK)	Result	Reporting Limit	Units	Lab Qual	Comments
Method Blank Result:	3.2	20	ug/kg	J	Common Contaminant

2-Butanone (MEK) contamination found in the method blank did not qualify any samples.

2-Hexanone	Result	Reporting Limit	Units	Lab Qual	Comments
Method Blank Result:	2.0	20	ug/kg	J	

2-Hexanone contamination found in the method blank did not qualify any samples.

Acetone	Result	Reporting Limit	Units	Lab Qual	Comments
Method Blank Result:	8.2	20	ug/kg	J	Common Contaminant

Acetone contamination found in the method blank did not qualify any samples.

Method Blank Outlier Report

Lab Reporting Batch : A0B240490 **Lab ID:** TALCAN

Analysis Method : 8260B **Analysis Date :** 03/02/2010

Preparation Type : 5030B **Preparation Date :** 03/02/2010

Method Blank Lab Sample ID : A0C030000288B **Preparation Batch :** 0062288

2-Butanone (MEK)	Result	Reporting Limit	Units	Lab Qual	Comments
Method Blank Result:	**4.6**	**20**	**ug/kg**	**J**	**Common Contaminant**

2-Butanone (MEK) was qualified due to method blank contamination in the following associated samples:

Client Sample ID	Lab Sample ID	Dilution	Result	Lab Qual	Result Units
B12SB-028-5088-SO	A0B240490004	1	4.4	J B	ug/kg

2-Hexanone	Result	Reporting Limit	Units	Lab Qual	Comments
Method Blank Result:	**2.7**	**20**	**ug/kg**	**J**	

2-Hexanone contamination found in the method blank did not qualify any samples.

4-methyl-2-pentanone (MIBK)	Result	Reporting Limit	Units	Lab Qual	Comments
Method Blank Result:	**0.62**	**20**	**ug/kg**	**J**	

4-methyl-2-pentanone (MIBK) contamination found in the method blank did not qualify any samples.

Acetone	Result	Reporting Limit	Units	Lab Qual	Comments
Method Blank Result:	**11**	**20**	**ug/kg**	**J**	**Common Contaminant**

Acetone was qualified due to method blank contamination in the following associated samples:

Client Sample ID	Lab Sample ID	Dilution	Result	Lab Qual	Result Units
B12SB-028-5088-SO	A0B240490004	1	28	B	ug/kg

Methylene chloride	Result	Reporting Limit	Units	Lab Qual	Comments
Method Blank Result:	**2.1**	**5.0**	**ug/kg**	**J**	**Common Contaminant**

Methylene chloride was qualified due to method blank contamination in the following associated samples:

Client Sample ID	Lab Sample ID	Dilution	Result	Lab Qual	Result Units
B12SB-028-5087-SO	A0B240490003	1	8.2	B	ug/kg
B12SB-028-5088-SO	A0B240490004	1	8.0	B	ug/kg

Surrogate Recovery Outlier Report

Lab Report Batch: A0B240490 **Lab ID:** TALCAN

Client Sample ID	Lab Sample ID	Analysis Method	Dilution	Matrix	Surrogate	Percent Recovery	Criteria (percent) Lower Limit	Upper Limit	Reject Point	Associated Target Analytes
B12SB-028-5087-SO	A0B240490003	8260B	1	SO	4-Bromofluorobenzene	76	85.0	120.0	10.0	All Target
B12SB-028-5088-SO	A0B240490004	8081A	5	SO	Decachlorobiphenyl	22	55.0	130.0	10.0	All Target
					TETRACHLORO-M-XYLENE	18	55.0	130.0	10.0	All Target
		8260B	1		4-Bromofluorobenzene	79	85.0	120.0	10.0	All Target
CPCSS-043-5021-SOMS	A0B240490020S	8270C	4	SO	2-Fluorobiphenyl	9.9	45.0	105.0	10.0	Base/Neutral

QC Outlier Report: Field Duplicates (Non-qualified Outliers)

Lab Report Batch: **Lab ID:**

			Field Sample				Field Sample Duplicate						
Analysis Method	Matrix	Analyte Name	Client Sample ID	Ana Type	Result	Lab Qualifier	Client Sample Duplicate ID	Ana Type	Result	Lab Qualifiers	RPD Dup* (%)	RPD Criteria (%)	Result Units

Note: Outlier report also includes analytes detected in one sample but not in the related sample, i.e., analyte was detected in the field sample but not in the field duplicate sample, or vice versa. In this case, RPD value assigned to the field duplicate sample is 200.

APPENDIX D

Laboratory Analytical Results and Chains-of-Custody

THIS PAGE INTENTIONALLY LEFT BLANK.

PBA08 RI Sample Results Tables

THIS PAGE INTENTIONALLY LEFT BLANK.

LIST OF TABLES

Table D-1. Results for Explosives and Propellants Measured in Discrete Soil Samples at the Building 1200 Area of Concern 1
Table D-2. Results for Explosives and Propellants Measured in Incremental Sampling Methodology Soil Samples at the Building 1200 Area of Concern 3
Table D-3. Results for Metals Measured in Discrete Soil Samples at the Building 1200 Area of Concern 4
Table D-4. Results for Metals Measured in Incremental Sampling Methodology Soil Samples at the Building 1200 Area of Concern 7
Table D-5. Results for SVOCs Including PAHs Measured in Discrete Soil Samples at the Building 1200 Area of Concern 8
Table D-6. Results for SVOCs Including PAHs Measured in Incremental Sampling Methodology Soil Samples at the Building 1200 Area of Concern 12
Table D-7. Results for VOCs Measured in Discrete Soil Samples at the Building 1200 Area of Concern 14
Table D-8. Results for VOCs Associated with Incremental Sampling Methodology Soil Samples at the Building 1200 Area of Concern..... 15
Table D-9. Results for Pesticides and PCBs Measured in Discrete Soil Samples at the Building 1200 Area of Concern 16
Table D-10. Results for Pesticides and PCBs Measured in Incremental Sampling Methodology Soil Samples at the Building 1200 Area of Concern 17
Table D-11. Results for Geotechnical Samples at the Building 1200 Area of Concern..... 18

THIS PAGE INTENTIONALLY LEFT BLANK.

Table D-1. Results for Explosives and Propellants Measured in Discrete Soil Samples at the Building 1200 Area of Concern

Station		B12sb-027	B12sb-027	B12sb-028	B12sb-028	B12sb-030
Sample Id		B12sb-027-5083-SO	B12sb-027-5084-SO	B12sb-028-5087-SO	B12sb-028-5088-SO	B12sb-030-6076-FD
Date		02/23/10	02/23/10	02/23/10	02/23/10	02/23/10
Depth (ft)		0.0 - 1.0	1.0 - 3.0	0.0 - 1.0	1.0 - 3.0	0.0 - 1.0
Sample Type		GR	GR	GR	GR	FD
Analyte	CAS Number	Result/Qualifier	Result/Qualifier	Result/Qualifier	Result/Qualifier	Result/Qualifier
1,3,5-Trinitrobenzene	99-35-4	<0.26 U	<0.26 U	<0.23 U	<0.25 U	<0.25 U
1,3-Dinitrobenzene	99-65-0	<0.26 U	<0.26 U	<0.23 U	<0.25 U	<0.25 U
2,4,6-Trinitrotoluene	118-96-7	0.051 J	<0.26 U	<0.23 U	<0.25 U	<0.25 U
2,4-Dinitrotoluene	121-14-2	<0.26 U	<0.26 U	<0.23 U	<0.25 U	<0.25 U
2,6-Dinitrotoluene	606-20-2	<0.26 U	<0.26 U	<0.23 U	<0.25 U	<0.25 U
2-Amino-4,6-Dinitrotoluene	35572-78-2	0.074 J	<0.26 U	0.028 J	<0.25 U	<0.25 U
2-Nitrotoluene	88-72-2	<0.26 U	<0.26 U	<0.23 U	<0.25 U	<0.25 U
3-Nitrotoluene	99-08-1	<0.26 U	<0.26 U	<0.23 U	<0.25 U	<0.25 U
4-Amino-2,6-Dinitrotoluene	19406-51-0	0.083 J	<0.26 U	0.024 J	<0.25 U	<0.25 U
4-Nitrotoluene	99-99-0	<0.51 U	<0.51 U	<0.46 U	<0.5 U	<0.5 U
HMX	2691-41-0	<0.26 U	<0.26 U	0.02 J	<0.25 U	<0.25 U
Nitrobenzene	98-95-3	<0.26 U	<0.26 U	<0.23 U	<0.25 U	<0.25 U
Nitrocellulose	9004-70-0	NR	NR	2 J	1 J	NR
Nitroglycerin	55-63-0	<0.51 U	<0.51 U	<0.46 U	<0.5 U	<0.5 U
Nitroguanidine	556-88-7	NR	NR	<0.25 U	<0.25 U	NR
PETN	78-11-5	<0.51 U	<0.51 U	<0.46 U	<0.5 U	<0.5 U
RDX	121-82-4	<0.26 U	<0.26 U	0.015 J	<0.25 U	<0.25 U
Tetryl	479-45-8	<0.26 U	<0.26 U	<0.23 U	<0.25 U	<0.25 U

Table D-1. Results for Explosives and Propellants Measured in Discrete Soil Samples at the Building 1200 Area of Concern (continued)

Station		B12sb-030	B12sb-030	B12sb-031	B12sb-031	B12sb-032	B12sb-032
Sample Id		B12sb-030-5093-SO	B12sb-030-5094-SO	B12sb-031-5097-SO	B12sb-031-5098-SO	B12sb-032-5101-SO	B12sb-032-5102-SO
Date		02/23/10	02/23/10	02/23/10	02/23/10	02/23/10	02/23/10
Depth (ft)		0.0 - 1.0	1.0 - 2.8	0.0 - 1.0	1.0 - 1.8	0.0 - 1.0	1.0 - 2.8
Sample Type		GR	GR	GR	GR	GR	GR
Analyte	CAS Number	Result/Qualifier	Result/Qualifier	Result/Qualifier	Result/Qualifier	Result/Qualifier	Result/Qualifier
1,3,5-Trinitrobenzene	99-35-4	<0.26 U	<0.23 U	<0.25 U	<0.24 U	<0.24 U	<0.25 U
1,3-Dinitrobenzene	99-65-0	<0.26 U	<0.23 U	<0.25 U	<0.24 U	<0.24 U	<0.25 U
2,4,6-Trinitrotoluene	118-96-7	<0.26 U	<0.23 U	<0.25 U	<0.24 U	<0.24 U	<0.25 U
2,4-Dinitrotoluene	121-14-2	<0.26 U	<0.23 U	<0.25 U	<0.24 U	<0.24 U	<0.25 U
2,6-Dinitrotoluene	606-20-2	<0.26 U	<0.23 U	<0.25 U	<0.24 U	<0.24 U	<0.25 U
2-Amino-4,6-Dinitrotoluene	35572-78-2	<0.26 U	<0.23 U	<0.25 U	<0.24 U	<0.24 U	<0.25 U
2-Nitrotoluene	88-72-2	<0.26 U	<0.23 U	<0.25 U	<0.24 U	<0.24 U	<0.25 U
3-Nitrotoluene	99-08-1	<0.26 U	<0.23 U	<0.25 U	<0.24 U	<0.24 U	<0.25 U
4-Amino-2,6-Dinitrotoluene	19406-51-0	<0.26 U	<0.23 U	<0.25 U	<0.24 U	<0.24 U	<0.25 U
4-Nitrotoluene	99-99-0	<0.52 U	<0.46 U	<0.5 U	<0.48 U	<0.48 U	<0.5 U
HMX	2691-41-0	<0.26 U	<0.23 U	<0.25 U	<0.24 U	0.015 J	<0.25 U
Nitrobenzene	98-95-3	<0.26 U	<0.23 U	<0.25 U	<0.24 U	<0.24 U	<0.25 U
Nitrocellulose	9004-70-0	NR	NR	NR	NR	NR	NR
Nitroglycerin	55-63-0	<0.52 U	<0.46 U	<0.5 U	<0.48 U	<0.48 U	<0.5 U
Nitroguanidine	556-88-7	NR	NR	NR	NR	NR	NR
PETN	78-11-5	<0.52 U	<0.46 U	<0.5 U	<0.48 U	<0.48 U	<0.5 U
RDX	121-82-4	<0.26 U	<0.23 U	<0.25 U	<0.24 U	<0.24 U	<0.25 U
Tetryl	479-45-8	<0.26 U	<0.23 U	<0.25 U	<0.24 U	<0.24 U	<0.25 U

Sample Type: FD=Field Duplicate; GC=Grab Composite Sample; GR=Grab Sample

Data Qualifiers: J=estimated; R=rejected; U= not detected; UJ=not detected and reporting limit estimated

All concentration units are mg/kg.

All samples were collected during the implementation of the PBA08 RI SAP.

CAS = Chemical Abstract Service

NR = Not reported

Table D-2. Results for Explosives and Propellants Measured in Incremental Sampling Methodology Soil Samples at the Building 1200 Area of Concern

Station		B12ss-036M	B12ss-037M	B12ss-037M	B12ss-038M
Sample Id		B12ss-036M-5038-SO	B12ss-037M-6049-FD	B12ss-037M-5039-SO	B12ss-038M-5040-SO
Date		02/16/10	02/16/10	02/16/10	02/16/10
Depth (ft)		0.0 - 1.0	0.0 - 1.0	0.0 - 1.0	0.0 - 1.0
Sample Type		MI	MD	MI	MI
Analyte	CAS Number	Result/Qualifier	Result/Qualifier	Result/Qualifier	Result/Qualifier
1,3,5-Trinitrobenzene	99-35-4	<0.25 U	<0.25 U	<0.25 U	<0.25 U
1,3-Dinitrobenzene	99-65-0	<0.25 U	<0.25 U	<0.25 U	<0.25 U
2,4,6-Trinitrotoluene	118-96-7	<0.25 U	<0.25 U	<0.25 U	<0.25 U
2,4-Dinitrotoluene	121-14-2	<0.25 U	<0.25 U	<0.25 U	<0.25 U
2,6-Dinitrotoluene	606-20-2	<0.25 U	<0.25 U	<0.25 U	<0.25 U
2-Amino-4,6-Dinitrotoluene	35572-78-2	<0.25 U	<0.25 U	<0.25 U	<0.25 U
2-Nitrotoluene	88-72-2	<0.25 U	<0.25 U	<0.25 U	<0.25 U
3-Nitrotoluene	99-08-1	<0.25 U	<0.25 U	<0.25 U	<0.25 U
4-Amino-2,6-Dinitrotoluene	19406-51-0	<0.25 U	<0.25 U	<0.25 U	<0.25 U
4-Nitrotoluene	99-99-0	<0.5 U	<0.5 U	<0.5 U	<0.5 U
HMX	2691-41-0	<0.25 U	<0.25 U	<0.25 U	0.012 J
Nitrobenzene	98-95-3	<0.25 U	<0.25 U	<0.25 U	<0.25 U
Nitrocellulose	9004-70-0	NR	NR	NR	<0.87 UJ
Nitroglycerin	55-63-0	<0.5 U	<0.5 U	<0.5 U	<0.5 U
Nitroguanidine	556-88-7	NR	NR	NR	<0.25 U
PETN	78-11-5	<0.5 U	<0.5 U	<0.5 U	<0.5 U
RDX	121-82-4	<0.25 U	<0.25 U	<0.25 U	<0.25 U
Tetryl	479-45-8	<0.25 U	<0.25 U	<0.25 U	<0.25 U

Sample Type: MI=Incremental Sampling Methodology; MD=Incremental Sampling Methodology Duplicate
Data Qualifiers: J=estimated; R=rejected; U= not detected; UJ=not detected and reporting limit estimated
All concentration units are mg/kg.
All samples were collected during the implementation of the PBA08 RI SAP.
CAS = Chemical Abstract Service
NR = Not reported

Table D-3. Results for Metals Measured in Discrete Soil Samples at the Building 1200 Area of Concern

Station		B12sb-027	B12sb-027	B12sb-028	B12sb-028	B12sb-030
Sample Id		B12sb-027-5083-SO	B12sb-027-5084-SO	B12sb-028-5087-SO	B12sb-028-5088-SO	B12sb-030-6076-FD
Date		02/23/10	02/23/10	02/23/10	02/23/10	02/23/10
Depth (ft)		0.0 - 1.0	1.0 - 3.0	0.0 - 1.0	1.0 - 3.0	0.0 - 1.0
Sample Type		GR	GR	GR	GR	FD
Analyte	CAS Number	Result/Qualifier	Result/Qualifier	Result/Qualifier	Result/Qualifier	Result/Qualifier
Aluminum	7429-90-5	10400	16500	15000	6960	9850
Antimony	7440-36-0	0.1 J	<0.63 R	0.17 J	0.079 J	0.096 J
Arsenic	7440-38-2	11.6 J	11.6 J	10.5 J	7.9 J	8.8 J
Barium	7440-39-3	74.9 J	76.6 J	118 J	66.5 J	79 J
Beryllium	7440-41-7	0.57	0.82	1.1	0.78	0.49
Cadmium	7440-43-9	0.14 J	0.12 J	0.64	0.18 J	0.16 J
Calcium	7440-70-2	7420 J	1400 J	26900 J	23800 J	2670 J
Chromium	7440-47-3	12.7 J	19.4 J	16.9 J	10.7 J	13.5 J
Chromium, hexavalent	18540-29-9	NR	NR	NR	NR	NR
Cobalt	7440-48-4	8.9	7.3	8.5	5.1	11.3
Copper	7440-50-8	19.1 J	17.1 J	21.7 J	9.6 J	8.4 J
Iron	7439-89-6	22200	22300	23900	16200	20300
Lead	7439-92-1	76.1	11.6	49.5	23.4	17.2
Magnesium	7439-95-4	2950 J	2310 J	5420 J	3040 J	1460 J
Manganese	7439-96-5	390	139	740	593	984
Mercury	7439-97-6	0.059 J	0.032 J	0.15	0.02 J	0.042 J
Nickel	7440-02-0	14.9 J	18.8 J	16.9 J	15.1 J	11.3 J
Potassium	7440-09-7	693 J	1100 J	939 J	598 J	449 J
Selenium	7782-49-2	0.9	1.4	1.1	0.7	0.69
Silver	7440-22-4	<0.029 UJ	<0.03 UJ	<0.036 UJ	<0.018 UJ	0.043 J
Sodium	7440-23-5	66.1 J	46.2 J	159	126	41.9 J
Thallium	7440-28-0	0.16 J	0.18 J	0.17 J	0.1 J	0.17 J
Vanadium	7440-62-2	17.9 J	23.4 J	21 J	8.4 J	21.4 J
Zinc	7440-66-6	87.6 J	61.4 J	117 J	115 J	45.4 J

Table D-3. Results for Metals Measured in Discrete Soil Samples at the Building 1200 Area of Concern (continued)

Station		B12sb-030	B12sb-030	B12sb-031	B12sb-031	B12sb-032
Sample Id		B12sb-030-5093-SO	B12sb-030-5094-SO	B12sb-031-5097-SO	B12sb-031-5098-SO	B12sb-032-5101-SO
Date		02/23/10	02/23/10	02/23/10	02/23/10	02/23/10
Depth (ft)		0.0 - 1.0	1.0 - 2.8	0.0 - 1.0	1.0 - 1.8	0.0 - 1.0
Sample Type		GR	GR	GR	GR	GR
Analyte	CAS Number	Result/Qualifier	Result/Qualifier	Result/Qualifier	Result/Qualifier	Result/Qualifier
Aluminum	7429-90-5	9970	5530	9090	7560	12800
Antimony	7440-36-0	0.085 J	<0.61 R	<0.66 R	0.12 J	<0.68 R
Arsenic	7440-38-2	9.7 J	7.4 J	13.4 J	25.5 J	11 J
Barium	7440-39-3	67.5 J	32.2 J	91.9 J	97.6 J	58.2 J
Beryllium	7440-41-7	0.41	0.29	1.1	1.1	0.54
Cadmium	7440-43-9	0.097 J	<0.023 UJ	0.12 J	0.11 J	0.045 J
Calcium	7440-70-2	2070 J	280 J	766 J	594 J	793 J
Chromium	7440-47-3	13.6 J	11.4 J	20.2 J	21 J	14.8 J
Chromium, hexavalent	18540-29-9	NR	NR	NR	NR	NR
Cobalt	7440-48-4	7.8	4.3	26.6	18.2	7.8
Copper	7440-50-8	8.9 J	8.9 J	21.3 J	18.8 J	9.7 J
Iron	7439-89-6	23900	13500	34000	36700	24500
Lead	7439-92-1	13	7.6	14.1	13.8	15.1
Magnesium	7439-95-4	1600 J	1170 J	2600 J	2660 J	1830 J
Manganese	7439-96-5	566	74.1	1530	1240	165
Mercury	7439-97-6	0.032 J	<0.12 U	0.035 J	0.027 J	0.057 J
Nickel	7440-02-0	11.9 J	11.6 J	39.1 J	44.2 J	13.1 J
Potassium	7440-09-7	487 J	530 J	1010 J	972 J	577 J
Selenium	7782-49-2	0.62	0.54 J	1.4	1.1	0.82
Silver	7440-22-4	<0.032 UJ	<0.011 UJ	<0.026 UJ	<0.022 UJ	<0.034 UJ
Sodium	7440-23-5	39.7 J	32 J	43.5 J	48.6 J	35 J
Thallium	7440-28-0	0.15 J	0.088 J	0.19 J	0.17 J	0.17 J
Vanadium	7440-62-2	21.3 J	9.2 J	15.5 J	14.9 J	28.2 J
Zinc	7440-66-6	35.4 J	21.7 J	81.2 J	59.4 J	41.5 J

Table D-3. Results for Metals Measured in Discrete Soil Samples at the Building 1200 Area of Concern (continued)

Station		B12sb-032	B12ss-033	B12ss-034	B12ss-035
Sample Id		B12sb-032-5102-SO	B12ss-033-5041-SO	B12ss-034-5042-SO	B12ss-035-5043-SO
Date		02/23/10	02/16/10	02/16/10	02/16/10
Depth (ft)		1.0 - 2.8	0.0 - 1.0	0.0 - 1.0	0.0 - 1.0
Sample Type		GR	GR	GR	GR
Analyte	CAS Number	Result/Qualifier	Result/Qualifier	Result/Qualifier	Result/Qualifier
Aluminum	7429-90-5	12500	NR	NR	NR
Antimony	7440-36-0	0.1 J	NR	NR	NR
Arsenic	7440-38-2	14.6 J	NR	NR	NR
Barium	7440-39-3	58.1 J	NR	NR	NR
Beryllium	7440-41-7	0.55	NR	NR	NR
Cadmium	7440-43-9	<0.039 UJ	NR	NR	NR
Calcium	7440-70-2	463 J	NR	NR	NR
Chromium	7440-47-3	15.6 J	14.9	17.5	16.1
Chromium, hexavalent	18540-29-9	NR	<1.2 U	<1.1 U	0.39 J
Cobalt	7440-48-4	7.5	NR	NR	NR
Copper	7440-50-8	18.9 J	NR	NR	NR
Iron	7439-89-6	26200	NR	NR	NR
Lead	7439-92-1	12.5	NR	NR	NR
Magnesium	7439-95-4	2640 J	NR	NR	NR
Manganese	7439-96-5	166	NR	NR	NR
Mercury	7439-97-6	0.042 J	NR	NR	NR
Nickel	7440-02-0	19.1 J	NR	NR	NR
Potassium	7440-09-7	824 J	NR	NR	NR
Selenium	7782-49-2	0.8	NR	NR	NR
Silver	7440-22-4	<0.029 UJ	NR	NR	NR
Sodium	7440-23-5	57.6 J	NR	NR	NR
Thallium	7440-28-0	0.16 J	NR	NR	NR
Vanadium	7440-62-2	21.7 J	NR	NR	NR
Zinc	7440-66-6	58.8 J	NR	NR	NR

Sample Type: FD=Field Duplicate; GC=Grab Composite Sample; GR=Grab Sample
Data Qualifiers: J=estimated; R=rejected; U= not detected; UJ=not detected and reporting limit estimated
All concentration units are mg/kg.
All samples were collected during the implementation of the PBA08 RI SAP.
CAS = Chemical Abstract Service
NR = Not reported

Table D-4. Results for Metals Measured in Incremental Sampling Methodology Soil Samples at the Building 1200 Area of Concern

Station		B12ss-036M	B12ss-037M	B12ss-037M	B12ss-038M
Sample Id		B12ss-036M-5038-SO	B12ss-037M-6049-FD	B12ss-037M-5039-SO	B12ss-038M-5040-SO
Date		02/16/10	02/16/10	02/16/10	02/16/10
Depth (ft)		0.0 - 1.0	0.0 - 1.0	0.0 - 1.0	0.0 - 1.0
Sample Type		MI	MD	MI	MI
Analyte	CAS Number	Result/Qualifier	Result/Qualifier	Result/Qualifier	Result/Qualifier
Aluminum	7429-90-5	11200	11900	11800	12600
Antimony	7440-36-0	0.14 J	0.1 J	0.11 J	0.11 J
Arsenic	7440-38-2	9.8	11.4	11.1	10.3
Barium	7440-39-3	77.1	67.5	68.3	65
Beryllium	7440-41-7	0.52	0.54	0.51	0.57
Cadmium	7440-43-9	0.12 J	0.085 J	0.093 J	0.13 J
Calcium	7440-70-2	834	749	737	586
Chromium	7440-47-3	23.3	28.6	36.1	33.8
Cobalt	7440-48-4	13.4	9.4	9.3	11.3
Copper	7440-50-8	22	15.8	15.3	11.1
Iron	7439-89-6	21500	25000	24100	22300
Lead	7439-92-1	16.3	14.7	17	19
Magnesium	7439-95-4	1780	2280	2140	2260
Manganese	7439-96-5	1150	459	466	919
Mercury	7439-97-6	0.048 J	0.047 J	0.044 J	0.055 J
Nickel	7440-02-0	17.9	22.4	25.4	22.6
Potassium	7440-09-7	551	783	716	755
Selenium	7782-49-2	0.81	0.88	0.82	0.86
Silver	7440-22-4	<0.041 UJ	<0.034 UJ	<0.037 UJ	<0.037 UJ
Sodium	7440-23-5	32.3 J	42.1 J	35.6 J	39.5 J
Thallium	7440-28-0	0.2	0.18 J	0.18 J	0.18 J
Vanadium	7440-62-2	22	20.9	21.4	23.4
Zinc	7440-66-6	84.5	50	48.7	53.6

Sample Type: MI=Incremental Sampling Methodology; MD=Incremental Sampling Methodology Duplicate
Data Qualifiers: J=estimated; R=rejected; U= not detected; UJ=not detected and reporting limit estimated
All concentration units are mg/kg.
All samples were collected during the implementation of the PBA08 RI SAP.
CAS = Chemical Abstract Service
NR = Not reported

Table D-5. Results for SVOCs Including PAHs Measured in Discrete Soil Samples at the Building 1200 Area of Concern

Station		B12sb-027	B12sb-027	B12sb-028	B12sb-028	B12sb-030
Sample Id		B12sb-027-5083-SO	B12sb-027-5084-SO	B12sb-028-5087-SO	B12sb-028-5088-SO	B12sb-030-6076-FD
Date		02/23/10	02/23/10	02/23/10	02/23/10	02/23/10
Depth (ft)		0.0 - 1.0	1.0 - 3.0	0.0 - 1.0	1.0 - 3.0	0.0 - 1.0
Sample Type		GR	GR	GR	GR	FD
Analyte	CAS Number	Result/Qualifier	Result/Qualifier	Result/Qualifier	Result/Qualifier	Result/Qualifier
1,2,4-Trichlorobenzene	120-82-1	NR	NR	<0.42 U	<0.4 U	NR
1,2-Dichlorobenzene	95-50-1	NR	NR	<0.42 U	<0.4 U	NR
1,3-Dichlorobenzene	541-73-1	NR	NR	<0.42 U	<0.4 U	NR
1,4-Dichlorobenzene	106-46-7	NR	NR	<0.42 U	<0.4 U	NR
2,4,5-Trichlorophenol	95-95-4	NR	NR	<0.42 U	<0.4 U	NR
2,4,6-Trichlorophenol	88-06-2	NR	NR	<0.42 U	<0.4 U	NR
2,4-Dichlorophenol	120-83-2	NR	NR	<0.42 U	<0.4 U	NR
2,4-Dimethylphenol	105-67-9	NR	NR	<0.42 U	<0.4 U	NR
2,4-Dinitrophenol	51-28-5	NR	NR	<1 U	<0.97 U	NR
2,4-Dinitrotoluene	121-14-2	NR	NR	<0.42 U	<0.4 U	NR
2,6-Dinitrotoluene	606-20-2	NR	NR	<0.42 U	<0.4 U	NR
2-Chloronaphthalene	91-58-7	NR	NR	<0.42 U	<0.4 U	NR
2-Chlorophenol	95-57-8	NR	NR	<0.42 U	<0.4 U	NR
2-Methyl-4,6-dinitrophenol	534-52-1	NR	NR	<1 U	<0.97 U	NR
2-Methylnaphthalene	91-57-6	NR	NR	0.035 J	<0.4 U	NR
2-Methylphenol	95-48-7	NR	NR	<0.42 U	<0.4 U	NR
2-Nitrobenzenamine	88-74-4	NR	NR	<1 U	<0.97 U	NR
2-Nitrophenol	88-75-5	NR	NR	<0.42 U	<0.4 U	NR
3+4-Methylphenol	15831-10-4	NR	NR	<0.42 U	<0.4 U	NR
3,3'-Dichlorobenzidine	91-94-1	NR	NR	<0.42 U	<0.4 U	NR
3-Nitrobenzenamine	99-09-2	NR	NR	<1 U	<0.97 U	NR
4-Bromophenyl phenyl ether	101-55-3	NR	NR	<0.42 U	<0.4 U	NR
4-Chloro-3-methylphenol	59-50-7	NR	NR	<0.42 U	<0.4 U	NR
4-Chlorobenzenamine	106-47-8	NR	NR	<0.42 U	<0.4 U	NR
4-Chlorophenyl phenyl ether	7005-72-3	NR	NR	<0.42 U	<0.4 U	NR
4-Nitrobenzenamine	100-01-6	NR	NR	<1 U	<0.97 U	NR
4-Nitrophenol	100-02-7	NR	NR	<1 U	<0.97 U	NR
Acenaphthene	83-32-9	<0.0094 U	<0.0084 U	<0.064 U	<0.061 U	<0.0086 U
Acenaphthylene	208-96-8	<0.0094 U	<0.0084 U	<0.064 U	<0.061 U	<0.0086 U
Anthracene	120-12-7	<0.0094 U	<0.0084 U	<0.064 U	<0.061 U	<0.0086 U
Benz(a)anthracene	56-55-3	0.012	<0.0084 U	0.024 J	<0.061 U	<0.0086 U
Benzenemethanol	100-51-6	NR	NR	<0.42 U	<0.4 U	NR
Benzo(a)pyrene	50-32-8	0.012	<0.0084 U	<0.064 U	<0.061 U	<0.0086 U
Benzo(b)fluoranthene	205-99-2	0.02	<0.0084 U	0.037 J	<0.061 U	0.012
Benzo(ghi)perylene	191-24-2	<0.0094 U	<0.0084 U	<0.064 U	<0.061 U	<0.0086 U
Benzo(k)fluoranthene	207-08-9	<0.0094 U	<0.0084 U	<0.064 U	<0.061 U	<0.0086 U
Benzoic acid	65-85-0	NR	NR	<1 U	<0.97 U	NR
Bis(2-chloroethoxy)methane	111-91-1	NR	NR	<0.42 U	<0.4 U	NR

Table D-5. Results for SVOCs Including PAHs Measured in Discrete Soil Samples at the Building 1200 Area of Concern (continued)

Station		B12sb-027	B12sb-027	B12sb-028	B12sb-028	B12sb-030
Sample Id		B12sb-027-5083-SO	B12sb-027-5084-SO	B12sb-028-5087-SO	B12sb-028-5088-SO	B12sb-030-6076-FD
Date		02/23/10	02/23/10	02/23/10	02/23/10	02/23/10
Depth (ft)		0.0 - 1.0	1.0 - 3.0	0.0 - 1.0	1.0 - 3.0	0.0 - 1.0
Sample Type		GR	GR	GR	GR	FD
Analyte	CAS Number	Result/Qualifier	Result/Qualifier	Result/Qualifier	Result/Qualifier	Result/Qualifier
Bis(2-chloroethyl) ether	111-44-4	NR	NR	<0.42 U	<0.4 U	NR
Bis(2-chloroisopropyl) ether	108-60-1	NR	NR	<0.42 U	<0.4 U	NR
Bis(2-ethylhexyl)phthalate	117-81-7	NR	NR	<0.42 U	<0.4 U	NR
Butyl benzyl phthalate	85-68-7	NR	NR	<0.42 U	<0.4 U	NR
Carbazole	86-74-8	NR	NR	<0.064 U	<0.061 U	NR
Chrysene	218-01-9	0.014	<0.0084 U	0.027 J	<0.061 U	0.0098
Di-n-butyl phthalate	84-74-2	NR	NR	0.026 J	<0.4 U	NR
Di-n-octylphthalate	117-84-0	NR	NR	<0.42 U	<0.4 U	NR
Dibenz(a,h)anthracene	53-70-3	<0.0094 U	<0.0084 U	<0.064 U	<0.061 U	<0.0086 U
Dibenzofuran	132-64-9	NR	NR	<0.42 U	<0.4 U	NR
Diethyl phthalate	84-66-2	NR	NR	<0.42 U	<0.4 U	NR
Dimethyl phthalate	131-11-3	NR	NR	<0.42 U	<0.4 U	NR
Fluoranthene	206-44-0	0.024	<0.0084 U	0.031 J	0.066	0.013
Fluorene	86-73-7	<0.0094 U	<0.0084 U	<0.064 U	<0.061 U	<0.0086 U
Hexachlorobenzene	118-74-1	NR	NR	<0.42 U	<0.4 U	NR
Hexachlorobutadiene	87-68-3	NR	NR	<0.42 U	<0.4 U	NR
Hexachlorocyclopentadiene	77-47-4	NR	NR	<0.42 U	<0.4 U	NR
Hexachloroethane	67-72-1	NR	NR	<0.42 U	<0.4 U	NR
Indeno(1,2,3-cd)pyrene	193-39-5	<0.0094 U	<0.0084 U	<0.064 U	<0.061 U	<0.0086 U
Isophorone	78-59-1	NR	NR	<0.42 U	<0.4 U	NR
N-Nitroso-di-n-propylamine	621-64-7	NR	NR	<0.42 U	<0.4 U	NR
N-Nitrosodiphenylamine	86-30-6	NR	NR	<0.42 U	<0.4 U	NR
Naphthalene	91-20-3	<0.0094 U	<0.0084 U	0.015 J	<0.061 U	<0.0086 U
Nitrobenzene	98-95-3	NR	NR	<0.42 U	<0.4 U	NR
Pentachlorophenol	87-86-5	NR	NR	<0.42 U	<0.4 U	NR
Phenanthrene	85-01-8	0.012	<0.0084 U	0.017 J	<0.061 U	<0.0086 U
Phenol	108-95-2	NR	NR	<0.42 U	<0.4 U	NR
Pyrene	129-00-0	0.018	<0.0084 U	0.025 J	0.032 J	0.011

Table D-5. Results for SVOCs Including PAHs Measured in Discrete Soil Samples at the Building 1200 Area of Concern (continued)

Station		B12sb-030	B12sb-030	B12sb-031	B12sb-031	B12sb-032	B12sb-032
Sample Id		B12sb-030-5093-SO	B12sb-030-5094-SO	B12sb-031-5097-SO	B12sb-031-5098-SO	B12sb-032-5101-SO	B12sb-032-5102-SO
Date		02/23/10	02/23/10	02/23/10	02/23/10	02/23/10	02/23/10
Depth (ft)		0.0 - 1.0	1.0 - 2.8	0.0 - 1.0	1.0 - 1.8	0.0 - 1.0	1.0 - 2.8
Sample Type		GR	GR	GR	GR	GR	GR
Analyte	CAS Number	Result/Qualifier	Result/Qualifier	Result/Qualifier	Result/Qualifier	Result/Qualifier	Result/Qualifier
1,2,4-Trichlorobenzene	120-82-1	NR	NR	NR	NR	NR	NR
1,2-Dichlorobenzene	95-50-1	NR	NR	NR	NR	NR	NR
1,3-Dichlorobenzene	541-73-1	NR	NR	NR	NR	NR	NR
1,4-Dichlorobenzene	106-46-7	NR	NR	NR	NR	NR	NR
2,4,5-Trichlorophenol	95-95-4	NR	NR	NR	NR	NR	NR
2,4,6-Trichlorophenol	88-06-2	NR	NR	NR	NR	NR	NR
2,4-Dichlorophenol	120-83-2	NR	NR	NR	NR	NR	NR
2,4-Dimethylphenol	105-67-9	NR	NR	NR	NR	NR	NR
2,4-Dinitrophenol	51-28-5	NR	NR	NR	NR	NR	NR
2,4-Dinitrotoluene	121-14-2	NR	NR	NR	NR	NR	NR
2,6-Dinitrotoluene	606-20-2	NR	NR	NR	NR	NR	NR
2-Chloronaphthalene	91-58-7	NR	NR	NR	NR	NR	NR
2-Chlorophenol	95-57-8	NR	NR	NR	NR	NR	NR
2-Methyl-4,6-dinitrophenol	534-52-1	NR	NR	NR	NR	NR	NR
2-Methylnaphthalene	91-57-6	NR	NR	NR	NR	NR	NR
2-Methylphenol	95-48-7	NR	NR	NR	NR	NR	NR
2-Nitrobenzenamine	88-74-4	NR	NR	NR	NR	NR	NR
2-Nitrophenol	88-75-5	NR	NR	NR	NR	NR	NR
3+4-Methylphenol	15831-10-4	NR	NR	NR	NR	NR	NR
3,3'-Dichlorobenzidine	91-94-1	NR	NR	NR	NR	NR	NR
3-Nitrobenzenamine	99-09-2	NR	NR	NR	NR	NR	NR
4-Bromophenyl phenyl ether	101-55-3	NR	NR	NR	NR	NR	NR
4-Chloro-3-methylphenol	59-50-7	NR	NR	NR	NR	NR	NR
4-Chlorobenzenamine	106-47-8	NR	NR	NR	NR	NR	NR
4-Chlorophenyl phenyl ether	7005-72-3	NR	NR	NR	NR	NR	NR
4-Nitrobenzenamine	100-01-6	NR	NR	NR	NR	NR	NR
4-Nitrophenol	100-02-7	NR	NR	NR	NR	NR	NR
Acenaphthene	83-32-9	<0.0083 U	<0.0081 U	<0.0089 U	<0.0086 U	<0.0091 U	<0.0087 U
Acenaphthylene	208-96-8	<0.0083 U	<0.0081 U	<0.0089 U	<0.0086 U	<0.0091 U	<0.0087 U
Anthracene	120-12-7	<0.0083 U	<0.0081 U	<0.0089 U	<0.0086 U	<0.0091 U	<0.0087 U
Benz(a)anthracene	56-55-3	<0.0083 U	<0.0081 U	<0.0089 U	<0.0086 U	<0.0091 U	<0.0087 U
Benzenemethanol	100-51-6	NR	NR	NR	NR	NR	NR
Benzo(a)pyrene	50-32-8	<0.0083 U	<0.0081 U	<0.0089 U	<0.0086 U	<0.0091 U	<0.0087 U
Benzo(b)fluoranthene	205-99-2	0.0088	<0.0081 U	<0.0089 U	<0.0086 U	<0.0091 U	<0.0087 U
Benzo(ghi)perylene	191-24-2	<0.0083 U	<0.0081 U	<0.0089 U	<0.0086 U	<0.0091 U	<0.0087 U
Benzo(k)fluoranthene	207-08-9	<0.0083 U	<0.0081 U	<0.0089 U	<0.0086 U	<0.0091 U	<0.0087 U
Benzoic acid	65-85-0	NR	NR	NR	NR	NR	NR
Bis(2-chloroethoxy)methane	111-91-1	NR	NR	NR	NR	NR	NR

Table D-5. Results for SVOCs Including PAHs Measured in Discrete Soil Samples at the Building 1200 Area of Concern (continued)

Station		B12sb-030	B12sb-030	B12sb-031	B12sb-031	B12sb-032	B12sb-032
Sample Id		B12sb-030-5093-SO	B12sb-030-5094-SO	B12sb-031-5097-SO	B12sb-031-5098-SO	B12sb-032-5101-SO	B12sb-032-5102-SO
Date		02/23/10	02/23/10	02/23/10	02/23/10	02/23/10	02/23/10
Depth (ft)		0.0 - 1.0	1.0 - 2.8	0.0 - 1.0	1.0 - 1.8	0.0 - 1.0	1.0 - 2.8
Sample Type		GR	GR	GR	GR	GR	GR
Analyte	CAS Number	Result/Qualifier	Result/Qualifier	Result/Qualifier	Result/Qualifier	Result/Qualifier	Result/Qualifier
Bis(2-chloroethyl) ether	111-44-4	NR	NR	NR	NR	NR	NR
Bis(2-chloroisopropyl) ether	108-60-1	NR	NR	NR	NR	NR	NR
Bis(2-ethylhexyl)phthalate	117-81-7	NR	NR	NR	NR	NR	NR
Butyl benzyl phthalate	85-68-7	NR	NR	NR	NR	NR	NR
Carbazole	86-74-8	NR	NR	NR	NR	NR	NR
Chrysene	218-01-9	<0.0083 U	<0.0081 U	<0.0089 U	<0.0086 U	<0.0091 U	<0.0087 U
Di-n-butyl phthalate	84-74-2	NR	NR	NR	NR	NR	NR
Di-n-octylphthalate	117-84-0	NR	NR	NR	NR	NR	NR
Dibenz(a,h)anthracene	53-70-3	<0.0083 U	<0.0081 U	<0.0089 U	<0.0086 U	<0.0091 U	<0.0087 U
Dibenzofuran	132-64-9	NR	NR	NR	NR	NR	NR
Diethyl phthalate	84-66-2	NR	NR	NR	NR	NR	NR
Dimethyl phthalate	131-11-3	NR	NR	NR	NR	NR	NR
Fluoranthene	206-44-0	0.0086	<0.0081 U	<0.0089 U	<0.0086 U	<0.0091 U	<0.0087 U
Fluorene	86-73-7	<0.0083 U	<0.0081 U	<0.0089 U	<0.0086 U	<0.0091 U	<0.0087 U
Hexachlorobenzene	118-74-1	NR	NR	NR	NR	NR	NR
Hexachlorobutadiene	87-68-3	NR	NR	NR	NR	NR	NR
Hexachlorocyclopentadiene	77-47-4	NR	NR	NR	NR	NR	NR
Hexachloroethane	67-72-1	NR	NR	NR	NR	NR	NR
Indeno(1,2,3-cd)pyrene	193-39-5	<0.0083 U	<0.0081 U	<0.0089 U	<0.0086 U	<0.0091 U	<0.0087 U
Isophorone	78-59-1	NR	NR	NR	NR	NR	NR
N-Nitroso-di-n-propylamine	621-64-7	NR	NR	NR	NR	NR	NR
N-Nitrosodiphenylamine	86-30-6	NR	NR	NR	NR	NR	NR
Naphthalene	91-20-3	<0.0083 U	<0.0081 U	<0.0089 U	<0.0086 U	<0.0091 U	<0.0087 U
Nitrobenzene	98-95-3	NR	NR	NR	NR	NR	NR
Pentachlorophenol	87-86-5	NR	NR	NR	NR	NR	NR
Phenanthrene	85-01-8	<0.0083 U	<0.0081 U	<0.0089 U	<0.0086 U	<0.0091 U	<0.0087 U
Phenol	108-95-2	NR	NR	NR	NR	NR	NR
Pyrene	129-00-0	0.0084	<0.0081 U	<0.0089 U	<0.0086 U	<0.0091 U	<0.0087 U

Sample Type: FD=Field Duplicate; GC=Grab Composite Sample; GR=Grab Sample

Data Qualifiers: J=estimated; R=rejected; U= not detected; UJ=not detected and reporting limit estimated

All concentration units are mg/kg.

All samples were collected during the implementation of the PBA08 RI SAP.

CAS = Chemical Abstract Service

NR = Not reported

PAH = Polycyclic Aromatic Hydrocarbon

SVOC = Semi-volatile Organic Compound

Table D-6. Results for SVOCs Including PAHs Measured in Incremental Sampling Methodology Soil Samples at the Building 1200 Area of Concern

Station		B12ss-036M	B12ss-037M	B12ss-037M	B12ss-038M
Sample Id		B12ss-036M-5038-SO	B12ss-037M-6049-FD	B12ss-037M-5039-SO	B12ss-038M-5040-SO
Date		02/16/10	02/16/10	02/16/10	02/16/10
Depth (ft)		0.0 - 1.0	0.0 - 1.0	0.0 - 1.0	0.0 - 1.0
Sample Type		MI	MD	MI	MI
Analyte	CAS Number	Result/Qualifier	Result/Qualifier	Result/Qualifier	Result/Qualifier
1,2,4-Trichlorobenzene	120-82-1	NR	NR	NR	<0.34 U
1,2-Dichlorobenzene	95-50-1	NR	NR	NR	<0.34 U
1,3-Dichlorobenzene	541-73-1	NR	NR	NR	<0.34 U
1,4-Dichlorobenzene	106-46-7	NR	NR	NR	<0.34 U
2,4,5-Trichlorophenol	95-95-4	NR	NR	NR	<0.34 U
2,4,6-Trichlorophenol	88-06-2	NR	NR	NR	<0.34 U
2,4-Dichlorophenol	120-83-2	NR	NR	NR	<0.34 U
2,4-Dimethylphenol	105-67-9	NR	NR	NR	<0.34 U
2,4-Dinitrophenol	51-28-5	NR	NR	NR	<0.82 U
2,4-Dinitrotoluene	121-14-2	NR	NR	NR	<0.34 U
2,6-Dinitrotoluene	606-20-2	NR	NR	NR	<0.34 U
2-Chloronaphthalene	91-58-7	NR	NR	NR	<0.34 U
2-Chlorophenol	95-57-8	NR	NR	NR	<0.34 U
2-Methyl-4,6-dinitrophenol	534-52-1	NR	NR	NR	<0.82 U
2-Methylnaphthalene	91-57-6	NR	NR	NR	0.01 J
2-Methylphenol	95-48-7	NR	NR	NR	<0.34 U
2-Nitrobenzenamine	88-74-4	NR	NR	NR	<0.82 U
2-Nitrophenol	88-75-5	NR	NR	NR	<0.34 U
3+4-Methylphenol	15831-10-4	NR	NR	NR	<0.34 U
3,3'-Dichlorobenzidine	91-94-1	NR	NR	NR	<0.34 U
3-Nitrobenzenamine	99-09-2	NR	NR	NR	<0.82 U
4-Bromophenyl phenyl ether	101-55-3	NR	NR	NR	<0.34 U
4-Chloro-3-methylphenol	59-50-7	NR	NR	NR	<0.34 U
4-Chlorobenzenamine	106-47-8	NR	NR	NR	<0.34 U
4-Chlorophenyl phenyl ether	7005-72-3	NR	NR	NR	<0.34 U
4-Nitrobenzenamine	100-01-6	NR	NR	NR	<0.82 U
4-Nitrophenol	100-02-7	NR	NR	NR	<0.82 U
Acenaphthene	83-32-9	<0.0068 UJ	<0.0068 U	<0.0068 U	<0.051 U
Acenaphthylene	208-96-8	<0.0068 U	<0.0068 U	<0.0068 U	<0.051 U
Anthracene	120-12-7	<0.0068 UJ	<0.0068 U	<0.0068 U	<0.051 U
Benz(a)anthracene	56-55-3	0.026 J	<0.0068 U	<0.0068 U	<0.051 U
Benzenemethanol	100-51-6	NR	NR	NR	0.03 J
Benzo(a)pyrene	50-32-8	0.027 J	<0.0068 U	<0.0068 U	<0.051 U
Benzo(b)fluoranthene	205-99-2	0.051	<0.0068 U	0.0065 J	0.011 J
Benzo(ghi)perylene	191-24-2	0.02	<0.0068 U	<0.0068 U	<0.051 U
Benzo(k)fluoranthene	207-08-9	0.016	<0.0068 U	<0.0068 U	<0.051 U
Benzoic acid	65-85-0	NR	NR	NR	<0.82 U
Bis(2-chloroethoxy)methane	111-91-1	NR	NR	NR	<0.34 U

Table D-6. Results for SVOCs Including PAHs Measured in Incremental Sampling Methodology Soil Samples at the Building 1200 Area of Concern (continued)

Station		B12ss-036M	B12ss-037M	B12ss-037M	B12ss-038M
Sample Id		B12ss-036M-5038-SO	B12ss-037M-6049-FD	B12ss-037M-5039-SO	B12ss-038M-5040-SO
Date		02/16/10	02/16/10	02/16/10	02/16/10
Depth (ft)		0.0 - 1.0	0.0 - 1.0	0.0 - 1.0	0.0 - 1.0
Sample Type		MI	MD	MI	MI
Analyte	CAS Number	Result/Qualifier	Result/Qualifier	Result/Qualifier	Result/Qualifier
Bis(2-chloroethyl) ether	111-44-4	NR	NR	NR	<0.34 U
Bis(2-chloroisopropyl) ether	108-60-1	NR	NR	NR	<0.34 U
Bis(2-ethylhexyl)phthalate	117-81-7	NR	NR	NR	0.037 J
Butyl benzyl phthalate	85-68-7	NR	NR	NR	<0.34 U
Carbazole	86-74-8	NR	NR	NR	<0.051 U
Chrysene	218-01-9	0.031 J	0.0076	0.0072	0.0073 J
Di-n-butyl phthalate	84-74-2	NR	NR	NR	<0.34 U
Di-n-octylphthalate	117-84-0	NR	NR	NR	<0.34 U
Dibenz(a,h)anthracene	53-70-3	<0.0068 U	<0.0068 U	<0.0068 U	<0.051 U
Dibenzofuran	132-64-9	NR	NR	NR	<0.34 U
Diethyl phthalate	84-66-2	NR	NR	NR	<0.34 U
Dimethyl phthalate	131-11-3	NR	NR	NR	<0.34 U
Fluoranthene	206-44-0	0.033	0.012	0.012	0.013 J
Fluorene	86-73-7	<0.0068 UJ	<0.0068 U	<0.0068 U	<0.051 U
Hexachlorobenzene	118-74-1	NR	NR	NR	<0.34 U
Hexachlorobutadiene	87-68-3	NR	NR	NR	<0.34 U
Hexachlorocyclopentadiene	77-47-4	NR	NR	NR	<0.34 U
Hexachloroethane	67-72-1	NR	NR	NR	<0.34 U
Indeno(1,2,3-cd)pyrene	193-39-5	0.019	<0.0068 U	<0.0068 U	<0.051 U
Isophorone	78-59-1	NR	NR	NR	<0.34 U
N-Nitroso-di-n-propylamine	621-64-7	NR	NR	NR	<0.34 U
N-Nitrosodiphenylamine	86-30-6	NR	NR	NR	<0.34 U
Naphthalene	91-20-3	0.026	0.014	0.016	0.014 J
Nitrobenzene	98-95-3	NR	NR	NR	<0.34 U
Pentachlorophenol	87-86-5	NR	NR	NR	<0.34 U
Phenanthrene	85-01-8	0.011 J	0.007	0.0075	0.0081 J
Phenol	108-95-2	NR	NR	NR	<0.34 U
Pyrene	129-00-0	0.027	0.0081	0.0078	0.0083 J

Sample Type: MI=Incremental Sampling Methodology; MD=Incremental Sampling Methodology Duplicate
Data Qualifiers: J=estimated; R=rejected; U= not detected; UJ=not detected and reporting limit estimated
All concentration units are mg/kg.
All samples were collected during the implementation of the PBA08 RI SAP.
CAS = Chemical Abstract Service
NR = Not reported
PAH = Polycyclic Aromatic Hydrocarbon
SVOC = Semi-volatile Organic Compound

Table D-7. Results for VOCs Measured in Discrete Soil Samples at the Building 1200 Area of Concern

Station		B12sb-028	B12sb-028
Sample Id		B12sb-028-5087-SO	B12sb-028-5088-SO
Date		02/23/10	02/23/10
Depth (ft)		0.0 - 1.0	1.0 - 3.0
Sample Type		GR	GR
Analyte	CAS Number	Result/Qualifier	Result/Qualifier
1,1,1-Trichloroethane	71-55-6	<0.0064 UJ	<0.0061 UJ
1,1,2,2-Tetrachloroethane	79-34-5	<0.0064 UJ	<0.0061 UJ
1,1,2-Trichloroethane	79-00-5	<0.0064 UJ	<0.0061 UJ
1,1-Dichloroethane	75-34-3	<0.0064 UJ	<0.0061 UJ
1,1-Dichloroethene	75-35-4	<0.0064 UJ	<0.0061 UJ
1,2-Dibromoethane	106-93-4	<0.0064 UJ	<0.0061 UJ
1,2-Dichloroethane	107-06-2	<0.0064 UJ	<0.0061 UJ
1,2-Dichloroethene	540-59-0	<0.0064 UJ	<0.0061 UJ
1,2-Dichloropropane	78-87-5	<0.0064 UJ	<0.0061 UJ
2-Butanone	78-93-3	<0.026 UJ	<0.024 UJ
2-Hexanone	591-78-6	<0.026 UJ	<0.024 UJ
4-Methyl-2-pentanone	108-10-1	<0.026 UJ	<0.024 UJ
Acetone	67-64-1	<0.026 UJ	<0.028 UJ
Benzene	71-43-2	<0.0064 UJ	<0.0061 UJ
Bromochloromethane	74-97-5	<0.0064 UJ	<0.0061 UJ
Bromodichloromethane	75-27-4	<0.0064 UJ	<0.0061 UJ
Bromoform	75-25-2	<0.0064 UJ	<0.0061 UJ
Bromomethane	74-83-9	<0.0064 UJ	<0.0061 UJ
Carbon disulfide	75-15-0	<0.0064 UJ	0.0008 J
Carbon tetrachloride	56-23-5	<0.0064 UJ	<0.0061 UJ
Chlorobenzene	108-90-7	<0.0064 UJ	<0.0061 UJ
Chloroethane	75-00-3	<0.0064 UJ	<0.0061 UJ
Chloroform	67-66-3	<0.0064 UJ	<0.0061 UJ
Chloromethane	74-87-3	<0.0064 UJ	<0.0061 UJ
Dibromochloromethane	124-48-1	<0.0064 UJ	<0.0061 UJ
Dimethylbenzene	1330-20-7	<0.013 UJ	<0.012 UJ
Ethylbenzene	100-41-4	<0.0064 UJ	<0.0061 UJ
Methylene chloride	75-09-2	<0.0082 UJ	<0.008 UJ
Styrene	100-42-5	<0.0064 UJ	<0.0061 UJ
Tetrachloroethene	127-18-4	<0.0064 UJ	<0.0061 UJ
Toluene	108-88-3	<0.0064 UJ	<0.0061 UJ
Trichloroethene	79-01-6	<0.0064 UJ	<0.0061 UJ
Vinyl chloride	75-01-4	<0.0064 UJ	<0.0061 UJ
cis-1,3-Dichloropropene	10061-01-5	<0.0064 UJ	<0.0061 UJ
trans-1,3-Dichloropropene	10061-02-6	<0.0064 UJ	<0.0061 UJ

Sample Type: FD=Field Duplicate; GC=Grab Composite Sample; GR=Grab Sample

Data Qualifiers: J=estimated; R=rejected; U= not detected; UJ=not detected and reporting limit estimated

All concentration units are mg/kg.

All samples were collected during the implementation of the PBA08 RI SAP.

CAS = Chemical Abstract Service

NR = Not reported

VOC = Volatile Organic Compound

Table D-8. Results for VOCs Associated with Incremental Sampling Methodology Soil Samples at the Building 1200 Area of Concern

Station		B12ss-038M
Sample Id		B12ss-038M-5040-SO
Date		02/16/10
Depth (ft)		0.0 - 1.0
Sample Type		MI
Analyte	CAS Number	Result/Qualifier
1,1,1-Trichloroethane	71-55-6	<0.0072 U
1,1,2,2-Tetrachloroethane	79-34-5	<0.0072 U
1,1,2-Trichloroethane	79-00-5	<0.0072 U
1,1-Dichloroethane	75-34-3	<0.0072 U
1,1-Dichloroethene	75-35-4	<0.0072 U
1,2-Dibromoethane	106-93-4	<0.0072 U
1,2-Dichloroethane	107-06-2	<0.0072 U
1,2-Dichloroethene	540-59-0	<0.0072 U
1,2-Dichloropropane	78-87-5	<0.0072 U
2-Butanone	78-93-3	<0.029 UJ
2-Hexanone	591-78-6	<0.029 U
4-Methyl-2-pentanone	108-10-1	<0.029 U
Acetone	67-64-1	<0.029 UJ
Benzene	71-43-2	<0.0072 U
Bromochloromethane	74-97-5	<0.0072 U
Bromodichloromethane	75-27-4	<0.0072 U
Bromoform	75-25-2	<0.0072 U
Bromomethane	74-83-9	<0.0072 U
Carbon disulfide	75-15-0	<0.0072 U
Carbon tetrachloride	56-23-5	<0.0072 UJ
Chlorobenzene	108-90-7	<0.0072 U
Chloroethane	75-00-3	<0.0072 U
Chloroform	67-66-3	<0.0072 U
Chloromethane	74-87-3	<0.0072 U
Dibromochloromethane	124-48-1	<0.0072 U
Dimethylbenzene	1330-20-7	<0.014 U
Ethylbenzene	100-41-4	<0.0072 U
Methylene chloride	75-09-2	<0.0072 U
Styrene	100-42-5	<0.0072 U
Tetrachloroethene	127-18-4	<0.0072 U
Toluene	108-88-3	0.00046 J
Trichloroethene	79-01-6	<0.0072 U
Vinyl chloride	75-01-4	<0.0072 U
cis-1,3-Dichloropropene	10061-01-5	<0.0072 U
trans-1,3-Dichloropropene	10061-02-6	<0.0072 U

Sample Type: MI=Incremental Sampling Methodology; MD=Incremental Sampling Methodology Duplicate
Data Qualifiers: J=estimated; R=rejected; U= not detected; UJ=not detected and reporting limit estimated
All concentration units are mg/kg.
All samples were collected during the implementation of the PBA08 RI SAP.
CAS = Chemical Abstract Service
NR = Not reported
VOC = Volatile Organic Compound

Table D-9. Results for Pesticides and PCBs Measured in Discrete Soil Samples at the Building 1200 Area of Concern

Station		B12sb-028	B12sb-028
Sample Id		B12sb-028-5087-SO	B12sb-028-5088-SO
Date		02/23/10	02/23/10
Depth (ft)		0.0 - 1.0	1.0 - 3.0
Sample Type		GR	GR
Analyte	CAS Number	Result/Qualifier	Result/Qualifier
4,4'-DDD	72-54-8	<0.051 UJ	<0.012 UJ
4,4'-DDE	72-55-9	<0.044 U	<0.01 UJ
4,4'-DDT	50-29-3	<0.051 U	<0.012 UJ
Aldrin	309-00-2	<0.1 U	<0.024 UJ
Dieldrin	60-57-1	<0.044 U	<0.01 UJ
Endosulfan I	959-98-8	<0.044 U	<0.01 UJ
Endosulfan II	33213-65-9	<0.064 UJ	<0.015 UJ
Endosulfan sulfate	1031-07-8	<0.077 UJ	<0.018 UJ
Endrin	72-20-8	<0.044 U	<0.01 UJ
Endrin aldehyde	7421-93-4	<0.077 UJ	<0.018 UJ
Endrin ketone	53494-70-5	<0.051 UJ	<0.012 UJ
Heptachlor	76-44-8	<0.09 U	<0.021 UJ
Heptachlor epoxide	1024-57-3	<0.064 U	<0.015 UJ
Lindane	58-89-9	<0.064 U	<0.015 UJ
Methoxychlor	72-43-5	<0.13 UJ	<0.03 UJ
PCB-1016	12674-11-2	<0.042 U	<0.04 U
PCB-1221	11104-28-2	<0.042 U	<0.04 U
PCB-1232	11141-16-5	<0.042 U	<0.04 U
PCB-1242	53469-21-9	<0.042 U	<0.04 U
PCB-1248	12672-29-6	<0.042 U	<0.04 U
PCB-1254	11097-69-1	0.055	<0.04 U
PCB-1260	11096-82-5	<0.042 UJ	<0.04 U
Toxaphene	8001-35-2	<1.7 U	<0.41 UJ
alpha-BHC	319-84-6	<0.064 U	<0.015 UJ
alpha-Chlordane	5103-71-9	0.057 J	<0.018 UJ
beta-BHC	319-85-7	<0.09 U	<0.021 UJ
delta-BHC	319-86-8	<0.1 UJ	<0.024 UJ
gamma-Chlordane	5103-74-2	0.042 J	<0.01 UJ

Sample Type: FD=Field Duplicate; GC=Grab Composite Sample; GR=Grab Sample

Data Qualifiers: J=estimated; R=rejected; U= not detected; UJ=not detected and reporting limit estimated

All concentration units are mg/kg.

All samples were collected during the implementation of the PBA08 RI SAP.

CAS = Chemical Abstract Service

NR = Not reported

PCB = Polychlorinated Biphenyl

Table D-10. Results for Pesticides and PCBs Measured in Incremental Sampling Methodology Soil Samples at the Building 1200 Area of Concern

Station		B12ss-038M
Sample Id		B12ss-038M-5040-SO
Date		02/16/10
Depth (ft)		0.0 - 1.0
Sample Type		MI
Analyte	CAS Number	Result/Qualifier
4,4'-DDD	72-54-8	<0.0041 U
4,4'-DDE	72-55-9	<0.0035 U
4,4'-DDT	50-29-3	<0.0041 U
Aldrin	309-00-2	<0.0082 U
Dieldrin	60-57-1	<0.0035 U
Endosulfan I	959-98-8	<0.0035 U
Endosulfan II	33213-65-9	<0.0051 U
Endosulfan sulfate	1031-07-8	<0.0061 U
Endrin	72-20-8	<0.0035 U
Endrin aldehyde	7421-93-4	<0.0061 U
Endrin ketone	53494-70-5	<0.0041 U
Heptachlor	76-44-8	<0.0071 U
Heptachlor epoxide	1024-57-3	<0.0051 U
Lindane	58-89-9	<0.0051 U
Methoxychlor	72-43-5	<0.01 U
PCB-1016	12674-11-2	<0.034 U
PCB-1221	11104-28-2	<0.034 U
PCB-1232	11141-16-5	<0.034 U
PCB-1242	53469-21-9	<0.034 U
PCB-1248	12672-29-6	<0.034 U
PCB-1254	11097-69-1	<0.034 U
PCB-1260	11096-82-5	<0.034 U
Toxaphene	8001-35-2	<0.14 U
alpha-BHC	319-84-6	<0.0051 U
alpha-Chlordane	5103-71-9	<0.0061 U
beta-BHC	319-85-7	<0.0071 U
delta-BHC	319-86-8	<0.0082 U
gamma-Chlordane	5103-74-2	<0.0035 U

Sample Type: MI=Incremental Sampling Methodology; MD=Incremental Sampling Methodology Duplicate

Data Qualifiers: J=estimated; R=rejected; U= not detected; UJ=not detected and reporting limit estimated

All concentration units are mg/kg.

All samples were collected during the implementation of the PBA08 RI SAP.

CAS = Chemical Abstract Service

NR = Not reported

PCB = Polychlorinated Biphenyl

Table D-11. Results for Geotechnical Samples at the Building 1200 Area of Concern

Parameters	Sample ID: B12sb-029-5091-SO
Porosity	37.50%
Density	1.63 g/cm^3
Moisture content	22.50%
Total organic carbon	1200 mg/kg
Size fraction analysis	16.2 % sand, 41.8 % silt, 42.0 % clay
Permeability (K)	8.2E-06 cm/sec

Chains-of-Custody

THIS PAGE INTENTIONALLY LEFT BLANK.

SAIC
From Science to Solutions
151 Lafayette Drive, Oak Ridge, TN 37831
(865) 481-4600

Chain of Custody Record

Science Applications International Corporation

COC NO.: RVAAP-PBA08RI-003

Date: 2/17/2010

PROJECT NAME: RVAAP PBA2008 17 AOCs RI
PO NUMBER: PO10025302
PROJECT NUMBER: 172819.00.09456.00.9200.02.200
PROJECT MANAGER: Kevin Jago
AOC: Anchor Test Area (Surface Soil)
Sampler (Signature) (Printed Name):

Laboratory Name: TestAmerica
Address: 4101 Shuffel Street NW, North Canton, Ohio 44720
Attn: Mark Loeb
Phone: 330-966-9387

Sample ID	Station ID	Date Collected	Time Collected	Matrix	Requested Parameters: TAL Metals + Hg (1)	Explosives (2)	SVOCs (3)	Propellants (4)	VOCs (5)	Pesticides (6)	PCBs (7)	PAHs (8)	Hexavalent Chromium (SO) (9)	Hexavalent Chromium (SD) (10)	Total Chromium (11)	Asbestos (12)	Nitrate (13)			No. of Containers	OBSERVATIONS, COMMENTS SPECIAL INSTRUCTIONS
B12SS-036M-5038-SO	B12ss-036M	2/16/2010	1030	SO	X	X						X								2	MI
B12SS-037M-5039-SO	B12ss-037M	2/16/2010	1417	SO	X	X						X								2	MI
B12SS-037M-6049-FD	B12ss-037M	2/16/2010	1417	SO	X	X						X								2	MI
B12SS-038M-5040-SO	B12ss-038M	2/16/2010	1310	SO	X	X	X	X	X	X	X									3	MI
B12SS-033-5041-SO	B12ss-033	2/16/2010	1450	SO									X		X					1	
B12SS-034-5042-SO	B12ss-034	2/16/2010	1500	SO									X		X					1	
B12SS-035-5043-SO	B12ss-035	2/16/2010	1450	SO									X		X					1	

Total Number of Containers: 12
Cooler Temperature:
Cooler ID: 1 COOLER
FEDEX NUMBER: NA

Relinquished by
Signature: Rich Sprinzl
Printed Name: SAIC
Company
Date: 2/17/10
Time: 1500

Relinquished by
Signature: William R Cordell
Printed Name: William R Cordell
Company: TestAmerica Inc
Date: 2/17/10
Time: 1645

Received by
Signature: William R Cordell
Printed Name: William R Cordell
Company: TestAmerica
Date: 2/17/10
Time: 1510

Received by
Signature: Terry Burns
Printed Name: Terry Burns
Company: TA
Date: 2/17/10
Time: 1645

1 6020/7471A
2 8330B
3 3540C/3541/8270C
4 Nitroguanidine:8330 Mod/8332 Mod; Nitrocellulose:9056 Mod/EPA 3
5 8260B/5021
6 3540C/3541C/8081A
7 3540C/3541C/8082
8 8270 (low level PAHs)
9 7196
10 3060A/7196A
11 6020 (Total Chromium only)
12 600/R-93/116
13 9056A/EPA 353.2

SAIC
From Science to Solutions
151 Lafayette Drive, Oak Ridge, TN 37831
(865) 481-4600

Chain of Custody Record

Science Applications International Corporation

100426

Page 1 of 1

COC NO.: RVAAP-PBA08RI-007

Date: 2/18/2010

PROJECT NAME: RVAAP PBA2008 17 AOCs RI

AOC: Anchor Test Area, Building 1200, and Load Line 6

PROJECT MANAGER: Kathy Krantz

Sampler (Signature): RichSprinzl (Printed Name):

Sample ID	Station ID	Date Collected	Time Collected	Matrix	Requested Parameters: TAL Metals + Hg 1	Explosives 2	SVOCs 3	Propellants 4	VOCs 5	Pesticides 6	PCBs 7	PAHs 8	No. of Containers	OBSERVATIONS, COMMENTS SPECIAL INSTRUCTIONS
B12SS-037M-6048-QA	B12ss-037M	2/16/2010	1417	SO	X	X						X	1	MI
ATASS-016M-6046-QA	ATAss-016M	2/17/2010	1045	SO	X	X							1	MI
LL6SD-082-6062-QA	LL6sd-082	2/17/2010	1530	SD	X	X	X	X	X	X	X		3	

Laboratory Name:
RTI Laboratories
Address:
31628 Glendale St
Livonia MI 48150-1827
Attn: Kathy Jones
Phone: (734) 422-8000 ext 213

	Date	Received by	Date
Signature: RichSprinzl	2/18/10	Signature: Kathy Jones	2/19/10
Printed Name: RichSprinzl	Time: 1330	Printed Name: Kathy Jones	Time: 0926
Company: SAIC		Company: RTI Labs	
Relinquished by	Date	Received by	Date
Signature		Signature	
Printed Name	Time	Printed Name	Time
Company		Company	

Total Number of Containers: 5
Cooler ID: 1 COOLER
Cooler Temperature:
FEDEX NUMBER: 7983 8079 8913

1 6020/7471A
2 8330B
3 3540C/3541/8270C
4 Nitroguanidine:8330 Mod/8332 Mod; Nitrocellulose:9056 Mod/EPA 3
5 8260B/5021
6 3540C/3541C/8081A
7 3540C/3541C/8082
8 8270C

Cooler ID 114
TEMP 0.4°C → 3.8°C

SAIC
From Science to Solutions
151 Lafayette Drive, Oak Ridge, TN 37831
(865) 481-4600

Chain of Custody Record

Science Applications International Corporation

COC NO.: RVAAP-PBA08RI-014
Date: 2/24/2010

PROJECT NAME: RVAAP PBA2008 17 AOCs RI
PO NUMBER: PO10025302
PROJECT NUMBER: 172819.00.09456.00.9200.02.200
PROJECT MANAGER: Kevin Jago
AOC: Building 1200 (Subsurface Soil)
Sampler (Signature) (Printed Name): Rich Sprinzl

Laboratory Name: TestAmerica
Address: 4101 Shuffel Street NW, North Canton, Ohio 44720
Attn: Mark Loeb
Phone: 330-966-9387

Sample ID	Station ID	Depth (ft)	Date Collected	Time Collected	Matrix	Requested Parameters: TAL Metals + Hg (1)	Explosives (2)	SVOCs (3)	Propellants (4)	VOCs (5)	Pesticides (6)	PCBs (7)	PAHs (8)	Asbestos (9)	Porosity (10)	Bulk Density (11)	Moisture content (12)	Total organic carbon (13)	grain size fraction analysis (14)	permeability, K (undisturbed) (15)	No. of Containers	OBSERVATIONS, COMMENTS SPECIAL INSTRUCTIONS
B12SB-027-5083-SO	B12sb-027	0-1	2/23/2010	0903	SO	X	X						X								4	MS/MSD
B12SB-027-5084-SO	B12sb-027	1-3	2/23/2010	0945	SO	X	X						X								2	
B12SB-028-5087-SO	B12sb-028	0-1	2/23/2010	1025	SO	X	X	X	X	X	X	X									4	
B12SB-028-5088-SO	B12sb-028	1-3	2/23/2010	1045	SO	X	X	X	X	X	X	X									4	
B12SB-030-5093-SO	B12sb-030	0-1	2/23/2010	1140	SO	X	X						X								2	
B12SB-030-5094-SO	B12sb-030	1-2.8	2/23/2010	1210	SO	X	X						X								2	
B12SB-030-6076-FD	B12sb-030	0-1	2/23/2010	1140	SO	X	X						X								2	
B12SB-031-5097-SO	B12sb-031	0-1	2/23/2010	1515	SO	X	X						X								2	
B12SB-031-5098-SO	B12sb-031	1-1.8	2/23/2010	1535	SO	X	X						X								2	
B12SB-032-5101-SO	B12sb-032	0-1	2/23/2010	1435	SO	X	X						X								2	
B12SB-032-5102-SO	B12sb-032	1-2.8	2/23/2010	1455	SO	X	X						X								2	
B12SB-029-5091-SO	B12sb-029	0.5-2.3	2/23/2010	1325	SO										X	X	X	X	X	X	1	

Signature: Rich Sprinzl	Date: 2/24/10	Received by:	Date: 2/24/10	Total Number of Containers: 29	Cooler Temperature:
Printed Name: Rich Sprinzl	Time: 1000	Signature:	Time: 1030	Cooler ID: 1 COOLER	FEDEX NUMBER: NA
Company: SAIC		Printed Name: Joe Gort			
Relinquished by:	Date: 2/24/10	Company:	Date:		
Signature: Joe Gort	Time: 1150	Received by: John McFadden	Time: 1150		
Printed Name: TA NC		Signature:			
Company:		Printed Name: TA NC			
		Company:			

1 6020/7471A
2 8330B
3 3540C/3541/8270C
4 Nitroguanidine:8330 Mod/8332 Mod; Nitrocellulose:9056 Mod/353.2
5 8260B/5021
6 3540C/3541C/8081A
7 3540C/3541C/8082
8 8270C (low level PAHs)
9 600/R-93/116
10 USACE EM1110-2-1906 App II
11 ASTM D5057
12 ASTM D2216
13 EPA 415.1 Mod or SW-846, 9060A Mod or Walkley-Black
14 ASTM D422
15 ASTM D5084/2434

SAIC
Free Science & Solutions
151 Lafayette Drive, Oak Ridge, TN 37831
(865) 481-4600

Chain of Custody Record

Science Applications
International Corporation

1002426

COC NO.: RVAAP-PBA08RI-021
Date: 2/25/2010

PROJECT NAME: RVAAP PBA2008 17 AOCs RI

AOC: Load Line 6/Building 1200/Cobbs Pond/ATA/Building F15

PROJECT MANAGER: Kathy Krantz

Sampler (Signature) (Printed Name): RSpr RichSprind

Laboratory Name: RTI
Address: 31628 Glendale St
Livonia MI 48150-1827
Attn: Kathy Jones
Phone: (734) 422-8000 ext 213

Requested Parameters

	Sample ID	Station ID	Depth (ft)	Date Collected	Time Collected	Matrix	TAL Metals + Hg 1	Explosives 2	SVOCs 3	Propellants 4	VOCs 5	Pesticides 6	PCBs 7	PAHs 8									PH v Accept?	No. of Containers	OBSERVATIONS, COMMENTS SPECIAL INSTRUCTIONS
8	LL6SS-078-6058-QA	LL6ss-078	0-1	2/22/2010	1100	SO	X	X						X									NA	2	
9	B12SB-030-6078-QA	B12sb-030	0-1	2/23/2010	1140	SO	X	X						X									NA	2	
10	ATASB-009-6082-QA	ATAsb-009	0-1	2/24/2010	1053	SO	X	X															NA	2	
11	ATASB-009-6083-QA	ATAsb-009	4-7	2/24/2010	1355	SO	X	X															NA	2	
12	CPCSS-037-6040-QA	CPCss-037	0-1	2/23/2010	1450	SO	X	X	X														NA	2	
13	F15SS-035M-6120-QA	F15ss-035M	0-1	2/24/2010	1200	SO	X	X						X									NA	1	MI

Sample missed @ Login - NO PAH data available KJ 3/4/1/10 KJ

Signature: RSpr	Date: 2/25/10	Received by: Kathy Jones	Date: 2/26/10
Printed Name: RichSprind	Time: 1710	Printed Name: Kathy Jones	Time: 0950
Company: SAIC		Company: RTI Labs	
Relinquished by	Date	Received by	Date
Signature		Signature	
Printed Name	Time	Printed Name	Time
Company		Company	

Total Number of Containers: 11
Cooler ID: 1 COOLER

Cooler Temperature:
FEDEX NUMBER: 7984 2311 2794

1 6020/7471A
2 8330B
3 3540C/3541/8270C
4 Nitroguanidine:8330 Mod/8332 Mod. Nitrocellulose 9056 Mod/EPA 353.2 A
5 8260B/5021
6 3540C/3541C/8081A
7 3540C/3541C/8082
8 8270C (low level PAHs)
9 7196
10 6020 (Total Chromium only)

Temp 0.8-3.2°C
Cooler A-87
Temp Blank 2.6°C

APPENDIX D
Laboratory Analytical Results

TestAmerica
THE LEADER IN ENVIRONMENTAL TESTING

ANALYTICAL REPORT

PROJECT NO. 172819.00.09456.00.9200.02.200

RVAAP PBA2008 17 AOCs RI

Lot #: A0B240490

CONTRACT NO: W912QR-04-D-0028

DELIVERY ORDER: 0001

Marie Simpson

SAIC
151 LaFayette Drive
PO Box 2502
Oak Ridge, TN 37831

TESTAMERICA LABORATORIES, INC.

Unless noted otherwise, the test results reported herein meet all requirements of NELAC and the current version of the DoD QSM.

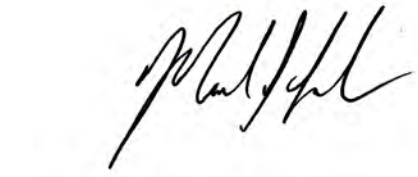

Approved for release.
Mark J. Loeb
Project Manager II
3/30/2010 4:01 PM

Mark J. Loeb
Project Manager
mark.loeb@testamericainc.com

March 24, 2010

ACCREDITED IN ACCORDANCE WITH nelac

Table of Contents

Case Narrative 2
Executive Summary 18
Analytical Method Summary 33
Sample Summary 35
Shipping and Receiving Documents 37
GC/MS Volatile Data 42
- QC Summary Data 43
- Sample Data 77
- Standard Data 117
- Raw QC Data 412
- Miscellaneous Data 522

GC/MS Semivolatile Data 528
- QC Summary Data 529
- Sample Data 577
- Standard Data 828
- Raw QC Data 1593
- Miscellaneous Data 1781

Pesticide Data 1799
- QC Summary Data 1800
- Sample Data 1806
- Standard Data 1855
- Raw QC Data 2143
- Miscellaneous Data 2200

Polychlorinated Biphenyls Data 2206
- QC Summary Data 2207
- Sample Data 2217
- Standard Data 2236
- Raw QC Data 2693
- Miscellaneous Data 2722

Inorganic/Metals Data 2735
- Forms Data 2736
- Instrument Printouts 2857
- Miscellaneous Data 3003

General Chemistry Data 3010
- Sample Data 3011
- Supportive Raw Data 3039

WEST SACRAMENTO DATA 3042

Total # of Pages in this Document 3596

TestAmerica
THE LEADER IN ENVIRONMENTAL TESTING

CASE NARRATIVE

CASE NARRATIVE

A0B240490

The following report contains the analytical results for twenty solid samples submitted to TestAmerica North Canton by SAIC from the RVAAP PBA2008 17 AOCS RI Site, project number 172819.00.09456.00.9200.02.200. The samples were received February 24, 2010, according to documented sample acceptance procedures.

The Explosive and Propellant analyses were performed at the TestAmerica West Sacramento Laboratory. Refer to the narrative provided in the West Sacramento package.

TestAmerica utilizes USEPA approved methods in all analytical work. The samples presented in this report were analyzed for the parameter(s) listed on the analytical methods summary page in accordance with the method(s) indicated. Preliminary results were provided to Heather Miller, Jenny Vance, Marie Simpson, and Richard Sprinzl on March 19, 2010. A summary of QC data for these analyses is included at the back of the report.

TestAmerica North Canton attests to the validity of the laboratory data generated by TestAmerica facilities reported herein. All analyses performed by TestAmerica facilities were done using established laboratory SOPs that incorporate QA/QC procedures described in the applicable methods. TestAmerica's operations groups have reviewed the data for compliance with the laboratory QA/QC plan, and data have been found to be compliant with laboratory protocols unless otherwise noted below.

All solid sample results are reported on an "as received" basis unless otherwise indicated by a dry weight adjustment footnote at the bottom of the analytical report page. The list of parameters which are never reported on a dry weight basis is included on the Sample Summary.

The test results in this report meet all NELAP requirements for parameters for which accreditation is required or available. Any exceptions to NELAP requirements are noted in this report. Pursuant to NELAP, this report may not be reproduced, except in full, without the written approval of the laboratory.

All parameters were evaluated to the method detection limit and include qualified results where applicable.

Please refer to the Quality Control Elements Narrative following this case narrative for additional quality control information.

If you have any questions, please call the Project Manager, Mark J. Loeb, at 330-497-9396.

CASE NARRATIVE (continued)

This report is sequentially paginated. The final page of the report is labeled as "END OF REPORT."

SUPPLEMENTAL QC INFORMATION

SAMPLE RECEIVING

The temperature of the cooler upon sample receipt was 0.8°C.

GC/MS VOLATILES

The sample(s) that contained concentrations of target analyte(s) at a reportable level in the associated Method Blank(s) were flagged with "B". All target analytes in the Method Blank must be below the reporting limit (RL) or the associated sample(s) must be ND with the exception of common laboratory contaminants.

The sample(s) that contain results between the MDL and the RL were flagged with "J". There is a possibility of false positive or mis-identification at these quantitation levels. In analytical methods requiring confirmation of the analyte reported, confirmation was performed only down to the standard reporting limit (SRL). The acceptance criteria for QC samples may not be met at these quantitation levels.

The matrix spike/matrix spike duplicate(s) for batch(es) 0062288 had RPD's and recoveries outside acceptance limits. However, since the associated method blank(s) and laboratory control sample(s) were in control, no corrective action was necessary.

The client specific or regulatory program requirements stated that corrective action must be performed for surrogate recoveries outside criteria. The re-preparation and re-analysis also had surrogate recoveries outside criteria confirming probable matrix interference; therefore, the original data are contained in the report for samples B12SB-028-5087-SO and B12SB-028-5088-SO.

GC/MS SEMIVOLATILES

The sample(s) that contain results between the MDL and the RL were flagged with "J". There is a possibility of false positive or mis-identification at these quantitation levels. In analytical methods requiring confirmation of the analyte reported, confirmation was performed only down to the standard reporting limit (SRL). The acceptance criteria for QC samples may not be met at these quantitation levels.

The matrix spike/matrix spike duplicate(s) for B12SB-027-5083-SO and CPCSS-043-5021-SO had RPD's and recoveries outside acceptance limits. However, since the associated method blank(s) and laboratory control sample(s) were in control, no corrective action was necessary.

CASE NARRATIVE (continued)

GC/MS SEMIVOLATILES (cont)

The matrix spike/matrix spike duplicate(s) for batch(es) 0056039 had RPD's and recoveries outside acceptance limits. However, since the associated method blank(s) and laboratory control sample(s) were in control, no corrective action was necessary.

Sample CPCSS-043-5021-SO had elevated reporting limits due to matrix interferences.

Two analyses were used to report sample(s) CPCSS-038-5016-SO due to high analyte concentrations.

The QCMRL closer failed for sequence 00311a.D on instrument AG2 for the following compounds Hexachloroethane at 37%, Hexachlorocyclopentadiene at 6%, 2,4 Dinitrophenol at 61% and Benzo(g,h,I)perylene at 54%. MDL checks were run and hexachloropentadiene was noted as a poor performer per the QSM.

The sample, CPCSS-043-5021-SO, and the MS/MSD were analyzed at a 4x dilution due to matrix. The MS recoveries averaged 10% and the MSD recoveries averaged 60%. The sample was past holding time and it was not re-extracted.

POLYCHLORINATED BIPHENYLS-8082

The analytical results met the requirements of the laboratory's QA/QC program.

PESTICIDES-8081

The sample(s) that contain results between the MDL and the RL were flagged with "J". There is a possibility of false positive or mis-identification at these quantitation levels. In analytical methods requiring confirmation of the analyte reported, confirmation was performed only down to the standard reporting limit (SRL). The acceptance criteria for QC samples may not be met at these quantitation levels.

The matrix spike/matrix spike duplicate(s) for B12SB-028-5087-SO had RPD's and recoveries outside acceptance limits. However, since the associated method blank(s) and laboratory control sample(s) were in control, no corrective action was necessary.

The reporting limits are elevated due to the color of the extract for sample(s) B12SB-028-5087-SO and B12SB-028-5088-SO.

CASE NARRATIVE (continued)

NITROAROMATICS AND NITRAMINES-8330

The sample(s) that contain results between the MDL and the RL were flagged with "J". There is a possibility of false positive or mis-identification at these quantitation levels. In analytical methods requiring confirmation of the analyte reported, confirmation was performed only down to the standard reporting limit (SRL). The acceptance criteria for QC samples may not be met at these quantitation levels.

The analyses reported herein were performed using an instrument that has two columns(GC) or detectors(HPLC), one of which is used to confirm the results of the other. Peak interferences may result in some cases, which cause a quantitation difference between the two columns/detectors. If the difference between the two results is greater than 40%, the higher of the two results or the primary column/detector is normally reported. The reported results are flagged with "PG".

The matrix spike/matrix spike duplicate(s) for CPCSS-043-5021-SO had RPD's and recoveries outside acceptance limits. However, since the associated method blank(s) and laboratory control sample(s) were in control, no corrective action was necessary.

METALS

The sample(s) that contain results between the MDL and the RL were flagged with "B". There is the possibility of false positive or mis-identification at these quantitation levels. The acceptance criteria for the ICB, CCB, and Method Blank are +/- the standard reporting limit (SRL).

Serial dilution of a sample in this lot indicates that physical and chemical interferences were present. Refer to the sample report pages for the affected analytes flagged with "E".

The sample(s) had elevated reporting limits due to matrix interferences. Refer to the sample report pages for the affected analyte(s) flagged with "G".

The sample(s) that contained concentrations of target analyte(s) at a reportable level in the associated Method Blank(s) were flagged with "J". Refer to the sample report pages for the affected analyte(s).

Matrix spike recovery and relative percent difference (RPD) data were not calculated for some analytes for B12SB-027-5083-SO and CPCSS-043-5021-SO due to the sample concentration reading greater than four times the spike amount. See the Matrix Spike Report for the affected analytes which will be flagged with "NC, MSB".

CASE NARRATIVE (continued)

METALS (cont)

The matrix spike/matrix spike duplicate(s) for B12SB-027-5083-SO and CPCSS-043-5021-SO had recoveries outside acceptance limits. However, since the associated method blank(s) and laboratory control sample(s) were in control, no corrective action was necessary.

Some reporting limits are lower than our standard reporting limit (SRL) but are supported by the laboratory's MDL and/or IDLs; however, there are no standards in the calibration curve low enough to support these values(s). The continuing calibration blanks and method blanks may not support the lower RL.

Per client approval, it is acceptable to use the criteria for method blanks(<1/2 the RL or <1/10 the lowest concentration in the associated samples) for CCB's for the metals analysis.

The CCV associated with batch 0056021 exceeded method criteria on the high side for Sodium. Since the results were below the requested reporting limit the results were accepted.

GENERAL CHEMISTRY

The sample(s) that contain results between the MDL and the RL were flagged with "B". There is the possibility of false positive or mis-identification at these quantitation levels. The acceptance criteria for the ICB, CCB, and Method Blank are +/- the standard reporting limit (SRL).

MANUAL INTEGRATION SUMMARY

Manual integrations were performed on samples(s) reported herein. A list of samples and analytes for which manual integration was necessary is provided following this Case Narrative.

QUALITY CONTROL ELEMENTS NARRATIVE

TestAmerica conducts a quality assurance/quality control (QA/QC) program designed to provide scientifically valid and legally defensible data. Toward this end, several types of quality control indicators are incorporated into the QA/QC program, which is described in detail in QA Policy, QA-003. These indicators are introduced into the sample testing process to provide a mechanism for the assessment of the analytical data. Program or agency specific requirements take precedence over the requirements listed in this narrative.

QC BATCH

Environmental samples are taken through the testing process in groups called QUALITY CONTROL BATCHES (QC batches). A QC batch contains up to twenty environmental samples of a similar matrix (water, soil) that are processed using the same reagents and standards. TestAmerica North Canton requires that each environmental sample be associated with a QC batch.

Several quality control samples are included in each QC batch and are processed identically to the twenty environmental samples.

For SW846/RCRA methods, QC samples include a METHOD BLANK (MB), a LABORATORY CONTROL SAMPLE (LCS) and, where appropriate, a MATRIX SPIKE/MATRIX SPIKE DUPLICATE (MS/MSD) pair or a MATRIX SPIKE/SAMPLE DUPLICATE (MS/DU) pair. If there is insufficient sample to perform an MS/MSD or an MS/DU, then a LABORATORY CONTROL SAMPLE DUPLICATE (LCSD) is included in the QC batch.

For 600 series/CWA methods, QC samples include a METHOD BLANK (MB), a LABORATORY CONTROL SAMPLE (LCS) and, where appropriate, a MATRIX SPIKE (MS). An MS is prepared and analyzed at a 10% frequency for GC Methods and at a 5% frequency for GC/MS methods.

LABORATORY CONTROL SAMPLE

The Laboratory Control Sample is a QC sample that is created by adding known concentrations of a full or partial set of target analytes to a matrix similar to that of the environmental samples in the QC batch. Multi peak responders may not be included in the target spike list due to co-elution. The LCS analyte recovery results are used to monitor the analytical process and provide evidence that the laboratory is performing the method within acceptable guidelines. All control analytes indicated by a bold type in the LCS must meet acceptance criteria. Failure to meet the established recovery guidelines requires the repreparation and reanalysis of all samples in the QC batch. Comparison of only the failed parameters from the first batch are evaluated. The only exception to the rework requirement is that if the LCS recoveries are biased high and the associated sample is ND (non-detected) for the parameter(s) of interest, the batch is acceptable.

At times, a Laboratory Control Sample Duplicate (LCSD) is also included in the QC batch. An LCSD is a QC sample that is created and handled identically to the LCS. Analyte recovery data from the LCSD is assessed in the same way as that of the LCS. The LCSD recoveries, together with the LCS recoveries, are used to determine the reproducibility (precision) of the analytical system. Precision data are expressed as relative percent differences (RPDs). If the RPD fails for an LCS/LCSD and yet the recoveries are within acceptance criteria, the batch is still acceptable.

METHOD BLANK

The Method Blank is a QC sample consisting of all the reagents used in analyzing the environmental samples contained in the QC batch. Method Blank results are used to determine if interference or contamination in the analytical system could lead to the reporting of false positive data or elevated analyte concentrations. All target analytes must be below the reporting limits (RL) or the associated sample(s) must be ND except under the following circumstances:

- Common organic contaminants may be present at concentrations up to 5 times the reporting limits. Common metals contaminants may be present at concentrations up to 2 times the reporting limit, or the reported blank concentration must be twenty fold less than the concentration reported in the associated environmental samples. (See common laboratory contaminants listed in the table.)

Volatile (GC or GC/MS)	Semivolatile (GC/MS)	Metals ICP-MS	Metals ICP Trace
Methylene Chloride, Acetone, 2-Butanone	Phthalate Esters	Copper, Iron, Zinc, Lead, Calcium, Magnesium, Potassium, Sodium, Barium, Chromium, Manganese	Copper, Iron, Zinc, Lead

QUALITY CONTROL ELEMENTS NARRATIVE (continued)

- Organic blanks will be accepted if compounds detected in the blank are present in the associated samples at levels 10 times the blank level. Inorganic blanks will be accepted if elements detected in the blank are present in the associated samples at 20 times the blank level.

- Blanks will be accepted if the compounds/elements detected are not present in any of the associated environmental samples.

Failure to meet these Method Blank criteria requires the repreparation and reanalysis of all samples in the QC batch.

MATRIX SPIKE/MATRIX SPIKE DUPLICATE

A Matrix Spike and a Matrix Spike Duplicate are a pair of environmental samples to which known concentrations of a full or partial set of target analytes are added. The MS/MSD results are determined in the same manner as the results of the environmental sample used to prepare the MS/MSD. The analyte recoveries and the relative percent differences (RPDs) of the recoveries are calculated and used to evaluate the effect of the sample matrix on the analytical results. Due to the potential variability of the matrix of each sample, the MS/MSD results may not have an immediate bearing on any samples except the one spiked; therefore, the associated batch MS/MSD may not reflect the same compounds as the samples contained in the analytical report. When these MS/MSD results fail to meet acceptance criteria, the data is evaluated. If the LCS is within acceptance criteria, the batch is considered acceptable.

For certain methods, a Matrix Spike/Sample Duplicate (MS/DU) may be included in the QC batch in place of the MS/MSD. For the parameters (i.e. pH, ignitability) where it is not possible to prepare a spiked sample, a Sample Duplicate may be included in the QC batch. However, a Sample Duplicate is less likely to provide usable precision statistics depending on the likelihood of finding concentrations below the standard reporting limit. When the Sample Duplicate result fails to meet acceptance criteria, the data is evaluated.

For certain methods (600 series methods/CWA), a Matrix Spike is required in place of a Matrix Spike/Matrix Spike Duplicate (MS/MSD) or Matrix Spike/Sample Duplicate (MS/DU).

The acceptance criteria do not apply to samples that are diluted.

SURROGATE COMPOUNDS

In addition to these batch-related QC indicators, each organic environmental and QC sample is spiked with surrogate compounds. Surrogates are organic chemicals that behave similarly to the analytes of interest and that are rarely present in the environment. Surrogate recoveries are used to monitor the individual performance of a sample in the analytical system.

If surrogate recoveries are biased high in the LCS, LCSD, or the Method Blank, and the associated sample(s) are ND, the batch is acceptable. Otherwise, if the LCS, LCSD, or Method Blank surrogate(s) fail to meet recovery criteria, the entire sample batch is reprepared and reanalyzed. If the surrogate recoveries are outside criteria for environmental samples, the samples will be reprepared and reanalyzed unless there is objective evidence of matrix interference or if the sample dilution is greater than the threshold outlined in the associated method SOP.

The acceptance criteria do not apply to samples that are diluted. All other surrogate recoveries will be reported.

For the GC/MS BNA methods, the surrogate criterion is that two of the three surrogates for each fraction must meet acceptance criteria. The third surrogate must have a recovery of ten percent or greater.

For the Pesticide and PCB methods, the surrogate criterion is that one of two surrogate compounds must meet acceptance criteria. The second surrogate must have a recovery of 10% or greater.



TestAmerica Certifications and Approvals:

The laboratory is certified for the analytes listed on the documents below. These are available upon request.

California (#01144CA), Connecticut (#PH-0590), Florida (#E87225),
Illinois (#200004), Kansas (#E10336), Minnesota (#39-999-348), New Jersey (#OH001), New York (#10975), Nevada (#OH-000482008A), OhioVAP (#CL0024), Pennsylvania (#008), West Virginia (#210), Wisconsin (#999518190),NAVY, ARMY, USDA Soil Permit

MANUAL INTEGRATION SUMMARY

Lot A0B240490

Client ID: B12SB-028-5087-SO
Compound Name: Benzo(b)fluoranthene
Instrument ID: a4ag2.i
File Name: LV2D21AD.D
Inj. Date and Time: 11-MAR-2010 08:50
Manual Integration Reason: Poor Chromatography

Client ID: CPCSS-037-5015-SO
Compound Name: Benzoic Acid
Instrument ID: a4ag2.i
File Name: LV2FA1AJ.D
Inj. Date and Time: 11-MAR-2010 09:25
Manual Integration Reason: Poor Chromatography

Client ID: CPCSS-037-5015-SO
Compound Name: Pyrene
Instrument ID: a4ag2.i
File Name: LV2FA1AJ.D
Inj. Date and Time: 11-MAR-2010 09:25
Manual Integration Reason: Peak not found

Client ID: CPCSS-038-5016-SO
Compound Name: Benzoic Acid
Instrument ID: a4ag2.i
File Name: LV2FG1AX.D
Inj. Date and Time: 11-MAR-2010 09:59
Manual Integration Reason: Poor Chromatography

Client ID: CPCSS-039-5017-SO
Compound Name: Benzoic Acid
Instrument ID: a4ag2.i
File Name: LV2FH1AD.D
Inj. Date and Time: 11-MAR-2010 10:17
Manual Integration Reason: Poor Chromatography

Client ID: CPCSS-040-5018-SO
Compound Name: Fluoranthene
Instrument ID: a4ag2.i
File Name: LV2FK1AX.D
Inj. Date and Time: 11-MAR-2010 10:34
Manual Integration Reason: Peak not found

Client ID: CPCSS-041-5019-SO
Compound Name: Perylene-d12
Instrument ID: a4ag2.i
File Name: LV2FM1A5.D
Inj. Date and Time: 11-MAR-2010 10:51
Manual Integration Reason: Unknown

MANUAL INTEGRATION SUMMARY

Lot A0B240490 (Continued)

Client ID: CPCSS-042-5020-SO
Compound Name: Benzoic Acid
Instrument ID: a4ag2.i
File Name: LV2FP1A5.D
Inj. Date and Time: 11-MAR-2010 11:09
Manual Integration Reason: Poor Chromatography

Client ID: CPCSS-042-5020-SO
Compound Name: Benzo(a)pyrene
Instrument ID: a4ag2.i
File Name: LV2FP1A5.D
Inj. Date and Time: 11-MAR-2010 11:09
Manual Integration Reason: Poor Chromatography

Client ID: CPCSS-043-5021-SO
Compound Name: 1,4-Dioxane
Instrument ID: a4ag2.i
File Name: LV2FQ1DR.D
Inj. Date and Time: 11-MAR-2010 11:43
Manual Integration Reason: Poor Chromatography

Client ID: CPCSS-043-5021-SO
Compound Name: N-Nitrosodimethylamine
Instrument ID: a4ag2.i
File Name: LV2FQ1DR.D
Inj. Date and Time: 11-MAR-2010 11:43
Manual Integration Reason: Poor Chromatography

Client ID: CPCSS-043-5021-SO
Compound Name: N-Nitroso-di-n-propylamine
Instrument ID: a4ag2.i
File Name: LV2FQ1DR.D
Inj. Date and Time: 11-MAR-2010 11:43
Manual Integration Reason: Unknown

Client ID: CPCSS-043-5021-SO
Compound Name: 2-Nitroaniline
Instrument ID: a4ag2.i
File Name: LV2FQ1DR.D
Inj. Date and Time: 11-MAR-2010 11:43
Manual Integration Reason: Poor Chromatography

Client ID: CPCSS-043-5021-SO
Compound Name: Fluoranthene
Instrument ID: a4ag2.i
File Name: LV2FQ1DR.D
Inj. Date and Time: 11-MAR-2010 11:43
Manual Integration Reason: Peak not found

MANUAL INTEGRATION SUMMARY

Lot A0B240490 (Continued)

Client ID: CPCSS-043-5021-SO
Compound Name: Pyrene
Instrument ID: a4ag2.i
File Name: LV2FQ1DR.D
Inj. Date and Time: 11-MAR-2010 11:43
Manual Integration Reason: Peak not found

Client ID: CPCSS-043-5021-SO
Compound Name: Butylbenzylphthalate
Instrument ID: a4ag2.i
File Name: LV2FQ1DR.D
Inj. Date and Time: 11-MAR-2010 11:43
Manual Integration Reason: Poor Chromatography

Client ID: CPCSS-043-5021-SO
Compound Name: Chrysene
Instrument ID: a4ag2.i
File Name: LV2FQ1DR.D
Inj. Date and Time: 11-MAR-2010 11:43
Manual Integration Reason: Poor Chromatography

Client ID: CPCSS-043-5021-SO
Compound Name: Di-n-octylphthalate
Instrument ID: a4ag2.i
File Name: LV2FQ1DR.D
Inj. Date and Time: 11-MAR-2010 11:43
Manual Integration Reason: Poor Chromatography

Client ID: CPCSS-043-5021-SO
Compound Name: Benzo(b)fluoranthene
Instrument ID: a4ag2.i
File Name: LV2FQ1DR.D
Inj. Date and Time: 11-MAR-2010 11:43
Manual Integration Reason: Poor Chromatography

Client ID: CPCSS-043-5021-SO
Compound Name: Benzo(k)fluoranthene
Instrument ID: a4ag2.i
File Name: LV2FQ1DR.D
Inj. Date and Time: 11-MAR-2010 11:43
Manual Integration Reason: Poor Chromatography

Client ID: CPCSS-043-5021-SO
Compound Name: Benzo(a)pyrene
Instrument ID: a4ag2.i
File Name: LV2FQ1DR.D
Inj. Date and Time: 11-MAR-2010 11:43
Manual Integration Reason: Poor Chromatography

MANUAL INTEGRATION SUMMARY

Lot A0B240490 (Continued)

Client ID: CPCSS-043-5021-SO
Compound Name: Indeno(1,2,3-cd)pyrene
Instrument ID: a4ag2.i
File Name: LV2FQ1DR.D
Inj. Date and Time: 11-MAR-2010 11:43
Manual Integration Reason: Poor Chromatography

Client ID: CPCSS-043-5021-SO
Compound Name: Dibenz(a,h)anthracene
Instrument ID: a4ag2.i
File Name: LV2FQ1DR.D
Inj. Date and Time: 11-MAR-2010 11:43
Manual Integration Reason: Poor Chromatography

Client ID: CPCSS-043-5021-SO
Compound Name: Benzo(g,h,i)perylene
Instrument ID: a4ag2.i
File Name: LV2FQ1DR.D
Inj. Date and Time: 11-MAR-2010 11:43
Manual Integration Reason: Poor Chromatography

Client ID: CPCSS-043-5021-SO
Compound Name: 4-Methylphenol
Instrument ID: a4ag2.i
File Name: LV2FQ1DT.D
Inj. Date and Time: 11-MAR-2010 12:01
Manual Integration Reason: Peak not found

Client ID: CPCSS-043-5021-SO
Compound Name: 4-Nitrophenol
Instrument ID: a4ag2.i
File Name: LV2FQ1DT.D
Inj. Date and Time: 11-MAR-2010 12:01
Manual Integration Reason: Poor Chromatography

Client ID: CPCSS-043-5021-SO
Compound Name: 2,4-Dinitrotoluene
Instrument ID: a4ag2.i
File Name: LV2FQ1DT.D
Inj. Date and Time: 11-MAR-2010 12:01
Manual Integration Reason: Peak not found

Client ID: CPCSS-043-5021-SO
Compound Name: Benzo(a)Anthracene
Instrument ID: a4ag2.i
File Name: LV2FQ1DT.D
Inj. Date and Time: 11-MAR-2010 12:01
Manual Integration Reason: Poor Chromatography

MANUAL INTEGRATION SUMMARY

Lot A0B240490 (Continued)

Client ID: CPCSS-043-5021-SO
Compound Name: Chrysene
Instrument ID: a4ag2.i
File Name: LV2FQ1DT.D
Inj. Date and Time: 11-MAR-2010 12:01
Manual Integration Reason: Poor Chromatography

Client ID: CPCSS-043-5021-SO
Compound Name: Di-n-octylphthalate
Instrument ID: a4ag2.i
File Name: LV2FQ1DT.D
Inj. Date and Time: 11-MAR-2010 12:01
Manual Integration Reason: Poor Chromatography

Client ID: CPCSS-043-5021-SO
Compound Name: Benzo(b)fluoranthene
Instrument ID: a4ag2.i
File Name: LV2FQ1DT.D
Inj. Date and Time: 11-MAR-2010 12:01
Manual Integration Reason: Poor Chromatography

Client ID: CPCSS-043-5021-SO
Compound Name: Benzo(k)fluoranthene
Instrument ID: a4ag2.i
File Name: LV2FQ1DT.D
Inj. Date and Time: 11-MAR-2010 12:01
Manual Integration Reason: Poor Chromatography

Client ID: CPCSS-043-5021-SO
Compound Name: Benzo(a)pyrene
Instrument ID: a4ag2.i
File Name: LV2FQ1DT.D
Inj. Date and Time: 11-MAR-2010 12:01
Manual Integration Reason: Poor Chromatography

Client ID: CPCSS-043-5021-SO
Compound Name: Perylene-d12
Instrument ID: a4ag2.i
File Name: LV2FQ1DT.D
Inj. Date and Time: 11-MAR-2010 12:01
Manual Integration Reason: Poor Chromatography

Client ID: CPCSS-043-5021-SO
Compound Name: Indeno(1,2,3-cd)pyrene
Instrument ID: a4ag2.i
File Name: LV2FQ1DT.D
Inj. Date and Time: 11-MAR-2010 12:01
Manual Integration Reason: Unknown

MANUAL INTEGRATION SUMMARY

Lot A0B240490 (Continued)

Client ID: CPCSS-043-5021-SO
Compound Name: Dibenz(a,h)anthracene
Instrument ID: a4ag2.i
File Name: LV2FQ1DT.D
Inj. Date and Time: 11-MAR-2010 12:01
Manual Integration Reason: Poor Chromatography

Client ID: CPCSS-043-5021-SO
Compound Name: Benzo(g,h,i)perylene
Instrument ID: a4ag2.i
File Name: LV2FQ1DT.D
Inj. Date and Time: 11-MAR-2010 12:01
Manual Integration Reason: Poor Chromatography

Client ID: B12SB-028-5087-SO
Compound Name: AROCLOR-1254
Instrument ID: a2hp10.i
File Name: 049F4901.D
Inj. Date and Time: 04-MAR-2010 19:06
Manual Integration Reason: Analyte not Identified by the Data System

Client ID:
Compound Name: Perylene-d12
Instrument ID: a4ag2.i
File Name: LV2FG2AX.D
Inj. Date and Time: 11-MAR-2010 14:02
Manual Integration Reason: Poor Chromatography

Client ID: B12SB-030-6076-FD
Compound Name: Benzo(b)fluoranthene
Instrument ID: a4ag2.i
File Name: LV2D81A5.D
Inj. Date and Time: 09-MAR-2010 10:05
Manual Integration Reason: Poor Chromatography

Client ID:
Compound Name: Perylene-d12
Instrument ID: a4ag2.i
File Name: LV2FG2AX.D
Inj. Date and Time: 11-MAR-2010 14:02
Manual Integration Reason: Poor Chromatography

Client ID: B12SB-027-5083-SO
Compound Name: Chrysene
Instrument ID: a4hp7.i
File Name: LV2DH1DQ.D
Inj. Date and Time: 05-MAR-2010 16:30
Manual Integration Reason: Peak not found

MANUAL INTEGRATION SUMMARY

Lot A0B240490 (Continued)

Client ID: B12SB-027-5083-SO
Compound Name: Benzo(a)pyrene
Instrument ID: a4hp7.i
File Name: LV2DH1DQ.D
Inj. Date and Time: 05-MAR-2010 16:30
Manual Integration Reason: Peak not found

Client ID: B12SB-027-5083-SO
Compound Name: N-Nitroso-di-n-propylamine
Instrument ID: a4hp7.i
File Name: LV2DH1DR.D
Inj. Date and Time: 05-MAR-2010 16:50
Manual Integration Reason: Peak not found

Client ID: B12SB-027-5083-SO
Compound Name: 2-Nitroaniline
Instrument ID: a4hp7.i
File Name: LV2DH1DR.D
Inj. Date and Time: 05-MAR-2010 16:50
Manual Integration Reason: Peak not found

Client ID: B12SB-027-5083-SO
Compound Name: N-Nitroso-di-n-propylamine
Instrument ID: a4hp7.i
File Name: LV2DH1DT.D
Inj. Date and Time: 05-MAR-2010 17:09
Manual Integration Reason: Peak not found

Client ID: B12SB-027-5083-SO
Compound Name: 2-Nitroaniline
Instrument ID: a4hp7.i
File Name: LV2DH1DT.D
Inj. Date and Time: 05-MAR-2010 17:09
Manual Integration Reason: Peak not found

Client ID: CPCSS-036-5014-SO
Compound Name: Fluoranthene
Instrument ID: a4ag2.i
File Name: LV2EJ1AC.D
Inj. Date and Time: 16-MAR-2010 16:45
Manual Integration Reason: Peak not found

Client ID: CPCSS-036-5014-SO
Compound Name: Fluoranthene
Instrument ID: a4ag2.i
File Name: LV2EJ1AC.D
Inj. Date and Time: 16-MAR-2010 16:45
Manual Integration Reason: Peak not found

MANUAL INTEGRATION SUMMARY

Lot A0B240490 (Continued)

Client ID: CPCSS-036-5014-SO
Compound Name: Fluoranthene
Instrument ID: a4ag2.i
File Name: LV2EJ1AC.D
Inj. Date and Time: 16-MAR-2010 16:45
Manual Integration Reason: Peak not found

Client ID: CPCSS-036-5014-SO
Compound Name: Fluoranthene
Instrument ID: a4ag2.i
File Name: LV2EJ1AC.D
Inj. Date and Time: 16-MAR-2010 16:45
Manual Integration Reason: Peak not found

TestAmerica
THE LEADER IN ENVIRONMENTAL TESTING

EXECUTIVE SUMMARY

EXECUTIVE SUMMARY - Detection Highlights

A0B240490

PARAMETER	RESULT	REPORTING LIMIT	UNITS	ANALYTICAL METHOD
B12SB-027-5083-SO 02/23/10 09:03 001				
4-Amino-2,6-dinitrotoluene	0.083 J	0.26	mg/kg	SW846 8330B
2-Amino-4,6-dinitrotoluene	0.074 J	0.26	mg/kg	SW846 8330B
2,4,6-Trinitrotoluene	0.051 J	0.26	mg/kg	SW846 8330B
Silver	0.029 J	0.71	mg/kg	SW846 6020
Aluminum	10400	14.1	mg/kg	SW846 6020
Arsenic	11.6 E	0.71	mg/kg	SW846 6020
Barium	74.9	1.4	mg/kg	SW846 6020
Beryllium	0.57	0.14	mg/kg	SW846 6020
Calcium	7420	282	mg/kg	SW846 6020
Cadmium	0.14 J	0.28	mg/kg	SW846 6020
Cobalt	8.9	0.71	mg/kg	SW846 6020
Chromium	12.7	0.71	mg/kg	SW846 6020
Copper	19.1	0.71	mg/kg	SW846 6020
Iron	22200	70.6	mg/kg	SW846 6020
Potassium	693	141	mg/kg	SW846 6020
Magnesium	2950	141	mg/kg	SW846 6020
Manganese	390	1.4	mg/kg	SW846 6020
Sodium	66.1 J	141	mg/kg	SW846 6020
Nickel	14.9	1.4	mg/kg	SW846 6020
Lead	76.1	0.42	mg/kg	SW846 6020
Antimony	0.10 J	0.71	mg/kg	SW846 6020
Selenium	0.90	0.71	mg/kg	SW846 6020
Thallium	0.16 J	0.28	mg/kg	SW846 6020
Vanadium	17.9	1.4	mg/kg	SW846 6020
Zinc	87.6 B	5.6	mg/kg	SW846 6020
Mercury	0.059 J	0.14	mg/kg	SW846 7471A
Benzo(a)anthracene	12	9.4	ug/kg	SW846 8270C
Benzo(b)fluoranthene	20	9.4	ug/kg	SW846 8270C
Benzo(a)pyrene	12	9.4	ug/kg	SW846 8270C
Chrysene	14	9.4	ug/kg	SW846 8270C
Fluoranthene	24	9.4	ug/kg	SW846 8270C
Phenanthrene	12	9.4	ug/kg	SW846 8270C
Pyrene	18	9.4	ug/kg	SW846 8270C
Percent Solids	70.8	10.0	%	MCAWW 160.3 MOD
B12SB-027-5084-SO 02/23/10 09:45 002				
Silver	0.030 J	0.63	mg/kg	SW846 6020
Aluminum	16500	125	mg/kg	SW846 6020
Arsenic	11.6	0.63	mg/kg	SW846 6020
Barium	76.6	1.3	mg/kg	SW846 6020

(Continued on next page)

EXECUTIVE SUMMARY - Detection Highlights

A0B240490

PARAMETER	RESULT	REPORTING LIMIT	UNITS	ANALYTICAL METHOD
B12SB-027-5084-SO 02/23/10 09:45 002				
Beryllium	0.82	0.13	mg/kg	SW846 6020
Calcium	1400	251	mg/kg	SW846 6020
Cadmium	0.12 J	0.25	mg/kg	SW846 6020
Cobalt	7.3	0.63	mg/kg	SW846 6020
Chromium	19.4	0.63	mg/kg	SW846 6020
Copper	17.1	0.63	mg/kg	SW846 6020
Iron	22300	62.6	mg/kg	SW846 6020
Potassium	1100	125	mg/kg	SW846 6020
Magnesium	2310	125	mg/kg	SW846 6020
Manganese	139	1.3	mg/kg	SW846 6020
Sodium	46.2 J	125	mg/kg	SW846 6020
Nickel	18.8	1.3	mg/kg	SW846 6020
Lead	11.6	0.38	mg/kg	SW846 6020
Selenium	1.4	0.63	mg/kg	SW846 6020
Thallium	0.18 J	0.25	mg/kg	SW846 6020
Vanadium	23.4	1.3	mg/kg	SW846 6020
Zinc	61.4 B	5.0	mg/kg	SW846 6020
Mercury	0.032 J	0.13	mg/kg	SW846 7471A
Percent Solids	79.8	10.0	%	MCAWW 160.3 MOD
B12SB-028-5087-SO 02/23/10 10:25 003				
Aroclor 1254	55	42	ug/kg	SW846 8082
alpha-Chlordane	57 J	77	ug/kg	SW846 8081A
gamma-Chlordane	42 J	44	ug/kg	SW846 8081A
4-Amino-2,6-dinitrotoluene	0.024 J	0.23	mg/kg	SW846 8330B
2-Amino-4,6-dinitrotoluene	0.028 J	0.23	mg/kg	SW846 8330B
HMX	0.020 J	0.23	mg/kg	SW846 8330B
RDX	0.015	0.23	mg/kg	SW846 8330B
	Qualifiers: J,PG			
Silver	0.036 J	0.64	mg/kg	SW846 6020
Aluminum	15000	12.8	mg/kg	SW846 6020
Arsenic	10.5	0.64	mg/kg	SW846 6020
Barium	118	1.3	mg/kg	SW846 6020
Beryllium	1.1	0.13	mg/kg	SW846 6020
Calcium	26900	257	mg/kg	SW846 6020
Cadmium	0.64	0.26	mg/kg	SW846 6020
Cobalt	8.5	0.64	mg/kg	SW846 6020
Chromium	16.9	0.64	mg/kg	SW846 6020
Copper	21.7	0.64	mg/kg	SW846 6020
Iron	23900	64.1	mg/kg	SW846 6020

(Continued on next page)

EXECUTIVE SUMMARY - Detection Highlights

A0B240490

PARAMETER	RESULT	REPORTING LIMIT	UNITS	ANALYTICAL METHOD
B12SB-028-5087-SO 02/23/10 10:25 003				
Potassium	939	128	mg/kg	SW846 6020
Magnesium	5420	128	mg/kg	SW846 6020
Manganese	740	1.3	mg/kg	SW846 6020
Sodium	159	128	mg/kg	SW846 6020
Nickel	16.9	1.3	mg/kg	SW846 6020
Lead	49.5	0.38	mg/kg	SW846 6020
Antimony	0.17 J	0.64	mg/kg	SW846 6020
Selenium	1.1	0.64	mg/kg	SW846 6020
Thallium	0.17 J	0.26	mg/kg	SW846 6020
Vanadium	21.0	1.3	mg/kg	SW846 6020
Zinc	117 B	5.1	mg/kg	SW846 6020
Mercury	0.15	0.13	mg/kg	SW846 7471A
Benzo(a)anthracene	24 J	64	ug/kg	SW846 8270C
Benzo(b)fluoranthene	37 J	64	ug/kg	SW846 8270C
Di-n-butyl phthalate	26 J	420	ug/kg	SW846 8270C
Fluoranthene	31 J	64	ug/kg	SW846 8270C
2-Methylnaphthalene	35 J	420	ug/kg	SW846 8270C
Naphthalene	15 J	64	ug/kg	SW846 8270C
Phenanthrene	17 J	64	ug/kg	SW846 8270C
Pyrene	25 J	64	ug/kg	SW846 8270C
Chrysene	27 J	64	ug/kg	SW846 8270C
Methylene chloride	8.2 B	6.4	ug/kg	SW846 8260B
Percent Solids	78.0	10.0	%	MCAWW 160.3 MOD
Nitrocellulose	2.0 B	6.4	mg/kg	MCAWW 353.2
B12SB-028-5088-SO 02/23/10 10:45 004				
Silver	0.018 J	0.61	mg/kg	SW846 6020
Aluminum	6960	12.2	mg/kg	SW846 6020
Arsenic	7.9	0.61	mg/kg	SW846 6020
Barium	66.5	1.2	mg/kg	SW846 6020
Beryllium	0.78	0.12	mg/kg	SW846 6020
Calcium	23800	243	mg/kg	SW846 6020
Cadmium	0.18 J	0.24	mg/kg	SW846 6020
Cobalt	5.1	0.61	mg/kg	SW846 6020
Chromium	10.7	0.61	mg/kg	SW846 6020
Copper	9.6	0.61	mg/kg	SW846 6020
Iron	16200	60.8	mg/kg	SW846 6020
Potassium	598	122	mg/kg	SW846 6020
Magnesium	3040	122	mg/kg	SW846 6020
Manganese	593	1.2	mg/kg	SW846 6020
Sodium	126	122	mg/kg	SW846 6020
Nickel	15.1	1.2	mg/kg	SW846 6020

(Continued on next page)

EXECUTIVE SUMMARY - Detection Highlights

A0B240490

PARAMETER	RESULT	REPORTING LIMIT	UNITS	ANALYTICAL METHOD
B12SB-028-5088-SO 02/23/10 10:45 004				
Lead	23.4	0.36	mg/kg	SW846 6020
Antimony	0.079 J	0.61	mg/kg	SW846 6020
Selenium	0.70	0.61	mg/kg	SW846 6020
Thallium	0.10 J	0.24	mg/kg	SW846 6020
Vanadium	8.4	1.2	mg/kg	SW846 6020
Zinc	115 B	4.9	mg/kg	SW846 6020
Mercury	0.020 J	0.12	mg/kg	SW846 7471A
Fluoranthene	66	61	ug/kg	SW846 8270C
Pyrene	32 J	61	ug/kg	SW846 8270C
Acetone	28 B	24	ug/kg	SW846 8260B
2-Butanone	4.4 J,B	24	ug/kg	SW846 8260B
Carbon disulfide	0.80 J	6.1	ug/kg	SW846 8260B
Methylene chloride	8.0 B	6.1	ug/kg	SW846 8260B
Percent Solids	82.3	10.0	%	MCAWW 160.3 MOD
Nitrocellulose	1.0 B	6.1	mg/kg	MCAWW 353.2
B12SB-030-5093-SO 02/23/10 11:40 005				
Silver	0.032 J	0.62	mg/kg	SW846 6020
Aluminum	9970	124	mg/kg	SW846 6020
Arsenic	9.7	0.62	mg/kg	SW846 6020
Barium	67.5	1.2	mg/kg	SW846 6020
Beryllium	0.41	0.12	mg/kg	SW846 6020
Calcium	2070	249	mg/kg	SW846 6020
Cadmium	0.097 J	0.25	mg/kg	SW846 6020
Cobalt	7.8	0.62	mg/kg	SW846 6020
Chromium	13.6	0.62	mg/kg	SW846 6020
Copper	8.9	0.62	mg/kg	SW846 6020
Iron	23900	62.1	mg/kg	SW846 6020
Potassium	487	124	mg/kg	SW846 6020
Magnesium	1600	124	mg/kg	SW846 6020
Manganese	566	1.2	mg/kg	SW846 6020
Sodium	39.7 J	124	mg/kg	SW846 6020
Nickel	11.9	1.2	mg/kg	SW846 6020
Lead	13.0	0.37	mg/kg	SW846 6020
Antimony	0.085 J	0.62	mg/kg	SW846 6020
Selenium	0.62	0.62	mg/kg	SW846 6020
Thallium	0.15 J	0.25	mg/kg	SW846 6020
Vanadium	21.3	1.2	mg/kg	SW846 6020
Zinc	35.4 B	5.0	mg/kg	SW846 6020
Mercury	0.032 J	0.12	mg/kg	SW846 7471A
Benzo(b)fluoranthene	8.8	8.3	ug/kg	SW846 8270C
Fluoranthene	8.6	8.3	ug/kg	SW846 8270C

(Continued on next page)

EXECUTIVE SUMMARY - Detection Highlights

A0B240490

PARAMETER	RESULT	REPORTING LIMIT	UNITS	ANALYTICAL METHOD
B12SB-030-5093-SO 02/23/10 11:40 005				
Pyrene	8.4	8.3	ug/kg	SW846 8270C
Percent Solids	80.5	10.0	%	MCAWW 160.3 MOD
B12SB-030-5094-SO 02/23/10 12:10 006				
Silver	0.011 J	0.61	mg/kg	SW846 6020
Aluminum	5530	122	mg/kg	SW846 6020
Arsenic	7.4	0.61	mg/kg	SW846 6020
Barium	32.2	1.2	mg/kg	SW846 6020
Beryllium	0.29	0.12	mg/kg	SW846 6020
Calcium	280	243	mg/kg	SW846 6020
Cadmium	0.023 J	0.24	mg/kg	SW846 6020
Cobalt	4.3	0.61	mg/kg	SW846 6020
Chromium	11.4	0.61	mg/kg	SW846 6020
Copper	8.9	0.61	mg/kg	SW846 6020
Iron	13500	60.9	mg/kg	SW846 6020
Potassium	530	122	mg/kg	SW846 6020
Magnesium	1170	122	mg/kg	SW846 6020
Manganese	74.1	1.2	mg/kg	SW846 6020
Sodium	32.0 J	122	mg/kg	SW846 6020
Nickel	11.6	1.2	mg/kg	SW846 6020
Lead	7.6	0.37	mg/kg	SW846 6020
Selenium	0.54 J	0.61	mg/kg	SW846 6020
Thallium	0.088 J	0.24	mg/kg	SW846 6020
Vanadium	9.2	1.2	mg/kg	SW846 6020
Zinc	21.7 B	4.9	mg/kg	SW846 6020
Percent Solids	82.1	10.0	%	MCAWW 160.3 MOD
B12SB-030-6076-FD 02/23/10 11:40 007				
Silver	0.043 J	0.64	mg/kg	SW846 6020
Aluminum	9850	129	mg/kg	SW846 6020
Arsenic	8.8	0.64	mg/kg	SW846 6020
Barium	79.0	1.3	mg/kg	SW846 6020
Beryllium	0.49	0.13	mg/kg	SW846 6020
Calcium	2670	257	mg/kg	SW846 6020
Cadmium	0.16 J	0.26	mg/kg	SW846 6020
Cobalt	11.3	0.64	mg/kg	SW846 6020
Chromium	13.5	0.64	mg/kg	SW846 6020
Copper	8.4	0.64	mg/kg	SW846 6020
Iron	20300	64.3	mg/kg	SW846 6020
Potassium	449	129	mg/kg	SW846 6020
Magnesium	1460	129	mg/kg	SW846 6020

(Continued on next page)

EXECUTIVE SUMMARY - Detection Highlights

A0B240490

PARAMETER	RESULT	REPORTING LIMIT	UNITS	ANALYTICAL METHOD
B12SB-030-6076-FD 02/23/10 11:40 007				
Manganese	984	1.3	mg/kg	SW846 6020
Sodium	41.9 J	129	mg/kg	SW846 6020
Nickel	11.3	1.3	mg/kg	SW846 6020
Lead	17.2	0.39	mg/kg	SW846 6020
Antimony	0.096 J	0.64	mg/kg	SW846 6020
Selenium	0.69	0.64	mg/kg	SW846 6020
Thallium	0.17 J	0.26	mg/kg	SW846 6020
Vanadium	21.4	1.3	mg/kg	SW846 6020
Zinc	45.4 B	5.1	mg/kg	SW846 6020
Mercury	0.042 J	0.13	mg/kg	SW846 7471A
Benzo(b)fluoranthene	12	8.6	ug/kg	SW846 8270C
Chrysene	9.8	8.6	ug/kg	SW846 8270C
Fluoranthene	13	8.6	ug/kg	SW846 8270C
Pyrene	11	8.6	ug/kg	SW846 8270C
Percent Solids	77.7	10.0	%	MCAWW 160.3 MOD
B12SB-031-5097-SO 02/23/10 15:15 008				
Silver	0.026 J	0.66	mg/kg	SW846 6020
Aluminum	9090	133	mg/kg	SW846 6020
Arsenic	13.4	0.66	mg/kg	SW846 6020
Barium	91.9	1.3	mg/kg	SW846 6020
Beryllium	1.1	0.13	mg/kg	SW846 6020
Calcium	766	266	mg/kg	SW846 6020
Cadmium	0.12 J	0.27	mg/kg	SW846 6020
Cobalt	26.6	0.66	mg/kg	SW846 6020
Chromium	20.2	0.66	mg/kg	SW846 6020
Copper	21.3	0.66	mg/kg	SW846 6020
Iron	34000	66.4	mg/kg	SW846 6020
Potassium	1010	133	mg/kg	SW846 6020
Magnesium	2600	133	mg/kg	SW846 6020
Manganese	1530	13.3	mg/kg	SW846 6020
Sodium	43.5 J	133	mg/kg	SW846 6020
Nickel	39.1	1.3	mg/kg	SW846 6020
Lead	14.1	0.40	mg/kg	SW846 6020
Selenium	1.4	0.66	mg/kg	SW846 6020
Thallium	0.19 J	0.27	mg/kg	SW846 6020
Vanadium	15.5	1.3	mg/kg	SW846 6020
Zinc	81.2 B	5.3	mg/kg	SW846 6020
Mercury	0.035 J	0.13	mg/kg	SW846 7471A
Percent Solids	75.3	10.0	%	MCAWW 160.3 MOD

(Continued on next page)

EXECUTIVE SUMMARY - Detection Highlights

A0B240490

PARAMETER	RESULT	REPORTING LIMIT	UNITS	ANALYTICAL METHOD
B12SB-031-5098-SO 02/23/10 16:35 009				
Silver	0.022 J	0.65	mg/kg	SW846 6020
Aluminum	7560	129	mg/kg	SW846 6020
Arsenic	25.5	0.65	mg/kg	SW846 6020
Barium	97.6	1.3	mg/kg	SW846 6020
Beryllium	1.1	0.13	mg/kg	SW846 6020
Calcium	594	258	mg/kg	SW846 6020
Cadmium	0.11 J	0.26	mg/kg	SW846 6020
Cobalt	18.2	0.65	mg/kg	SW846 6020
Chromium	21.0	0.65	mg/kg	SW846 6020
Copper	18.8	0.65	mg/kg	SW846 6020
Iron	36700	64.6	mg/kg	SW846 6020
Potassium	972	129	mg/kg	SW846 6020
Magnesium	2660	129	mg/kg	SW846 6020
Manganese	1240	1.3	mg/kg	SW846 6020
Sodium	48.6 J	129	mg/kg	SW846 6020
Nickel	44.2	1.3	mg/kg	SW846 6020
Lead	13.8	0.39	mg/kg	SW846 6020
Antimony	0.12 J	0.65	mg/kg	SW846 6020
Selenium	1.1	0.65	mg/kg	SW846 6020
Thallium	0.17 J	0.26	mg/kg	SW846 6020
Vanadium	14.9	1.3	mg/kg	SW846 6020
Zinc	59.4 B	5.2	mg/kg	SW846 6020
Mercury	0.027 J	0.13	mg/kg	SW846 7471A
Percent Solids	77.4	10.0	%	MCAWW 160.3 MOD
B12SB-032-5101-SO 02/23/10 14:35 010				
HMX	0.015 J	0.24	mg/kg	SW846 8330B
Silver	0.034 J	0.68	mg/kg	SW846 6020
Aluminum	12800	136	mg/kg	SW846 6020
Arsenic	11.0	0.68	mg/kg	SW846 6020
Barium	58.2	1.4	mg/kg	SW846 6020
Beryllium	0.54	0.14	mg/kg	SW846 6020
Calcium	793	273	mg/kg	SW846 6020
Cadmium	0.045 J	0.27	mg/kg	SW846 6020
Cobalt	7.8	0.68	mg/kg	SW846 6020
Chromium	14.8	0.68	mg/kg	SW846 6020
Copper	9.7	0.68	mg/kg	SW846 6020
Iron	24500	68.2	mg/kg	SW846 6020
Potassium	577	136	mg/kg	SW846 6020
Magnesium	1830	136	mg/kg	SW846 6020
Manganese	165	1.4	mg/kg	SW846 6020
Sodium	35.0 J	136	mg/kg	SW846 6020

(Continued on next page)

EXECUTIVE SUMMARY - Detection Highlights

A0B240490

PARAMETER	RESULT	REPORTING LIMIT	UNITS	ANALYTICAL METHOD
B12SB-032-5101-SO 02/23/10 14:35 010				
Nickel	13.1	1.4	mg/kg	SW846 6020
Lead	15.1	0.41	mg/kg	SW846 6020
Selenium	0.82	0.68	mg/kg	SW846 6020
Thallium	0.17 J	0.27	mg/kg	SW846 6020
Vanadium	28.2	1.4	mg/kg	SW846 6020
Zinc	41.5 B	5.5	mg/kg	SW846 6020
Mercury	0.057 J	0.14	mg/kg	SW846 7471A
Percent Solids	73.3	10.0	%	MCAWW 160.3 MOD
B12SB-032-5102-SO 02/23/10 14:55 011				
Silver	0.029 J	0.65	mg/kg	SW846 6020
Aluminum	12500	130	mg/kg	SW846 6020
Arsenic	14.6	0.65	mg/kg	SW846 6020
Barium	58.1	1.3	mg/kg	SW846 6020
Beryllium	0.55	0.13	mg/kg	SW846 6020
Calcium	463	260	mg/kg	SW846 6020
Cadmium	0.039 J	0.26	mg/kg	SW846 6020
Cobalt	7.5	0.65	mg/kg	SW846 6020
Chromium	15.6	0.65	mg/kg	SW846 6020
Copper	18.9	0.65	mg/kg	SW846 6020
Iron	26200	65.1	mg/kg	SW846 6020
Potassium	824	130	mg/kg	SW846 6020
Magnesium	2640	130	mg/kg	SW846 6020
Manganese	166	1.3	mg/kg	SW846 6020
Sodium	57.6 J	130	mg/kg	SW846 6020
Nickel	19.1	1.3	mg/kg	SW846 6020
Lead	12.5	0.39	mg/kg	SW846 6020
Antimony	0.10 J	0.65	mg/kg	SW846 6020
Selenium	0.80	0.65	mg/kg	SW846 6020
Thallium	0.16 J	0.26	mg/kg	SW846 6020
Vanadium	21.7	1.3	mg/kg	SW846 6020
Zinc	58.8 B	5.2	mg/kg	SW846 6020
Mercury	0.042 J	0.13	mg/kg	SW846 7471A
Percent Solids	76.8	10.0	%	MCAWW 160.3 MOD
CPCSS-036-5014-SO 02/23/10 16:00 012				
Silver	0.028 J	0.66	mg/kg	SW846 6020
Aluminum	14200	132	mg/kg	SW846 6020
Arsenic	6.8	0.66	mg/kg	SW846 6020
Barium	61.8	1.3	mg/kg	SW846 6020
Beryllium	0.36	0.13	mg/kg	SW846 6020

(Continued on next page)

EXECUTIVE SUMMARY - Detection Highlights

A0B240490

PARAMETER	RESULT	REPORTING LIMIT	UNITS	ANALYTICAL METHOD
CPCSS-036-5014-SO 02/23/10 16:00 012				
Calcium	804	263	mg/kg	SW846 6020
Cadmium	0.058 J	0.26	mg/kg	SW846 6020
Cobalt	4.5	0.66	mg/kg	SW846 6020
Chromium	15.9	0.66	mg/kg	SW846 6020
Copper	12.3	0.66	mg/kg	SW846 6020
Iron	20600	65.8	mg/kg	SW846 6020
Potassium	571	132	mg/kg	SW846 6020
Magnesium	2200	132	mg/kg	SW846 6020
Manganese	78.6	1.3	mg/kg	SW846 6020
Sodium	42.7 J	132	mg/kg	SW846 6020
Nickel	12.3	1.3	mg/kg	SW846 6020
Lead	11.1	0.39	mg/kg	SW846 6020
Selenium	0.72	0.66	mg/kg	SW846 6020
Thallium	0.19 J	0.26	mg/kg	SW846 6020
Vanadium	26.3	1.3	mg/kg	SW846 6020
Zinc	54.1 B	5.3	mg/kg	SW846 6020
Fluoranthene	12 J	66	ug/kg	SW846 8270C
Pyrene	11 J	66	ug/kg	SW846 8270C
Percent Solids	76.0	10.0	%	MCAWW 160.3 MOD
CPCSS-037-5015-SO 02/23/10 14:50 013				
Silver	0.062 J	0.76	mg/kg	SW846 6020
Aluminum	11900	152	mg/kg	SW846 6020
Arsenic	6.7	0.76	mg/kg	SW846 6020
Barium	57.6	1.5	mg/kg	SW846 6020
Beryllium	0.58	0.15	mg/kg	SW846 6020
Calcium	725	304	mg/kg	SW846 6020
Cadmium	0.26 J	0.30	mg/kg	SW846 6020
Cobalt	8.1	0.76	mg/kg	SW846 6020
Chromium	14.6	0.76	mg/kg	SW846 6020
Copper	14.0	0.76	mg/kg	SW846 6020
Iron	19300	76.1	mg/kg	SW846 6020
Potassium	788	152	mg/kg	SW846 6020
Magnesium	2370	152	mg/kg	SW846 6020
Manganese	242	1.5	mg/kg	SW846 6020
Sodium	62.8 J	152	mg/kg	SW846 6020
Nickel	16.5	1.5	mg/kg	SW846 6020
Lead	14.2	0.46	mg/kg	SW846 6020
Selenium	0.92	0.76	mg/kg	SW846 6020
Thallium	0.17 J	0.30	mg/kg	SW846 6020
Vanadium	18.7	1.5	mg/kg	SW846 6020
Zinc	60.8 B	6.1	mg/kg	SW846 6020

(Continued on next page)

EXECUTIVE SUMMARY - Detection Highlights

A0B240490

PARAMETER	RESULT	REPORTING LIMIT	UNITS	ANALYTICAL METHOD
CPCSS-037-5015-SO 02/23/10 14:50 013				
Mercury	0.045 J	0.15	mg/kg	SW846 7471A
Fluoranthene	23 J	76	ug/kg	SW846 8270C
Pyrene	16 J	76	ug/kg	SW846 8270C
Percent Solids	65.7	10.0	%	MCAWW 160.3 MOD
CPCSS-037-6041-FD 02/23/10 14:50 014				
Silver	0.043 J	0.74	mg/kg	SW846 6020
Aluminum	10800	148	mg/kg	SW846 6020
Arsenic	6.0	0.74	mg/kg	SW846 6020
Barium	64.5	1.5	mg/kg	SW846 6020
Beryllium	0.51	0.15	mg/kg	SW846 6020
Calcium	689	297	mg/kg	SW846 6020
Cadmium	0.20 J	0.30	mg/kg	SW846 6020
Cobalt	8.8	0.74	mg/kg	SW846 6020
Chromium	12.6	0.74	mg/kg	SW846 6020
Copper	10.2	0.74	mg/kg	SW846 6020
Iron	18000	74.2	mg/kg	SW846 6020
Potassium	560	148	mg/kg	SW846 6020
Magnesium	2080	148	mg/kg	SW846 6020
Manganese	238	1.5	mg/kg	SW846 6020
Sodium	66.8 J	148	mg/kg	SW846 6020
Nickel	14.3	1.5	mg/kg	SW846 6020
Lead	12.7	0.45	mg/kg	SW846 6020
Selenium	0.76	0.74	mg/kg	SW846 6020
Thallium	0.18 J	0.30	mg/kg	SW846 6020
Vanadium	18.4	1.5	mg/kg	SW846 6020
Zinc	48.3 B	5.9	mg/kg	SW846 6020
Mercury	0.063 J	0.15	mg/kg	SW846 7471A
Fluoranthene	21 J	74	ug/kg	SW846 8270C
Phenanthrene	10 J	74	ug/kg	SW846 8270C
Pyrene	16 J	74	ug/kg	SW846 8270C
Percent Solids	67.4	10.0	%	MCAWW 160.3 MOD
CPCSS-038-5016-SO 02/23/10 10:50 015				
Silver	0.034 J	0.65	mg/kg	SW846 6020
Aluminum	13200	130	mg/kg	SW846 6020
Arsenic	11.2	0.65	mg/kg	SW846 6020
Barium	43.3	1.3	mg/kg	SW846 6020
Beryllium	0.41	0.13	mg/kg	SW846 6020
Calcium	279	259	mg/kg	SW846 6020
Cadmium	0.058 J	0.26	mg/kg	SW846 6020

(Continued on next page)

EXECUTIVE SUMMARY - Detection Highlights

A0B240490

PARAMETER	RESULT	REPORTING LIMIT	UNITS	ANALYTICAL METHOD
CPCSS-038-5016-SO 02/23/10 10:50 015				
Cobalt	7.6	0.65	mg/kg	SW846 6020
Chromium	17.2	0.65	mg/kg	SW846 6020
Copper	14.4	0.65	mg/kg	SW846 6020
Iron	25700	64.9	mg/kg	SW846 6020
Potassium	785	130	mg/kg	SW846 6020
Magnesium	2930	130	mg/kg	SW846 6020
Manganese	200	1.3	mg/kg	SW846 6020
Sodium	51.0 J	130	mg/kg	SW846 6020
Nickel	18.0	1.3	mg/kg	SW846 6020
Lead	12.0	0.39	mg/kg	SW846 6020
Selenium	0.63 J	0.65	mg/kg	SW846 6020
Thallium	0.18 J	0.26	mg/kg	SW846 6020
Vanadium	21.5	1.3	mg/kg	SW846 6020
Zinc	49.1 B	5.2	mg/kg	SW846 6020
Mercury	0.052 J	0.13	mg/kg	SW846 7471A
Benzyl alcohol	440	430	ug/kg	SW846 8270C
Benzoic acid	17000	10000	ug/kg	SW846 8270C
Benzyl alcohol	350 J	4300	ug/kg	SW846 8270C
Percent Solids	77.1	10.0	%	MCAWW 160.3 MOD
CPCSS-039-5017-SO 02/23/10 11:50 016				
Silver	0.021 J	0.63	mg/kg	SW846 6020
Aluminum	8790	126	mg/kg	SW846 6020
Arsenic	11.0	0.63	mg/kg	SW846 6020
Barium	38.7	1.3	mg/kg	SW846 6020
Beryllium	0.58	0.13	mg/kg	SW846 6020
Calcium	1500	251	mg/kg	SW846 6020
Cadmium	0.10 J	0.25	mg/kg	SW846 6020
Cobalt	10.9	0.63	mg/kg	SW846 6020
Chromium	11.7	0.63	mg/kg	SW846 6020
Copper	19.9	0.63	mg/kg	SW846 6020
Iron	18700	62.8	mg/kg	SW846 6020
Potassium	612	126	mg/kg	SW846 6020
Magnesium	1980	126	mg/kg	SW846 6020
Manganese	186	1.3	mg/kg	SW846 6020
Sodium	48.8 J	126	mg/kg	SW846 6020
Nickel	17.6	1.3	mg/kg	SW846 6020
Lead	11.8	0.38	mg/kg	SW846 6020
Selenium	0.89	0.63	mg/kg	SW846 6020
Thallium	0.11 J	0.25	mg/kg	SW846 6020
Vanadium	14.1	1.3	mg/kg	SW846 6020
Zinc	54.6 B	5.0	mg/kg	SW846 6020

(Continued on next page)

EXECUTIVE SUMMARY - Detection Highlights

A0B240490

PARAMETER	RESULT	REPORTING LIMIT	UNITS	ANALYTICAL METHOD
CPCSS-039-5017-SO 02/23/10 11:50 016				
Mercury	0.023 J	0.13	mg/kg	SW846 7471A
bis(2-Ethylhexyl) phthalate	230 J	410	ug/kg	SW846 8270C
Percent Solids	79.6	10.0	%	MCAWW 160.3 MOD
Nitrocellulose	1.2 B	6.3	mg/kg	MCAWW 353.2
CPCSS-040-5018-SO 02/23/10 13:00 017				
Silver	0.040 J	0.67	mg/kg	SW846 6020
Aluminum	10900	134	mg/kg	SW846 6020
Arsenic	6.2	0.67	mg/kg	SW846 6020
Barium	62.9	1.3	mg/kg	SW846 6020
Beryllium	0.37	0.13	mg/kg	SW846 6020
Calcium	290	268	mg/kg	SW846 6020
Cadmium	0.10 J	0.27	mg/kg	SW846 6020
Cobalt	8.1	0.67	mg/kg	SW846 6020
Chromium	12.2	0.67	mg/kg	SW846 6020
Copper	5.4	0.67	mg/kg	SW846 6020
Iron	16700	67.1	mg/kg	SW846 6020
Potassium	671	134	mg/kg	SW846 6020
Magnesium	1810	134	mg/kg	SW846 6020
Manganese	567	1.3	mg/kg	SW846 6020
Sodium	47.6 J	134	mg/kg	SW846 6020
Nickel	10.8	1.3	mg/kg	SW846 6020
Lead	13.8	0.40	mg/kg	SW846 6020
Selenium	0.68	0.67	mg/kg	SW846 6020
Thallium	0.20 J	0.27	mg/kg	SW846 6020
Vanadium	17.6	1.3	mg/kg	SW846 6020
Zinc	51.8 B	5.4	mg/kg	SW846 6020
Mercury	0.052 J	0.13	mg/kg	SW846 7471A
Fluoranthene	18 J	67	ug/kg	SW846 8270C
Phenanthrene	9.5 J	67	ug/kg	SW846 8270C
Pyrene	16 J	67	ug/kg	SW846 8270C
Percent Solids	74.5	10.0	%	MCAWW 160.3 MOD
CPCSS-041-5019-SO 02/23/10 08:45 018				
Silver	0.040 J	0.66	mg/kg	SW846 6020
Aluminum	12400	132	mg/kg	SW846 6020
Arsenic	11.3	0.66	mg/kg	SW846 6020
Barium	47.3	1.3	mg/kg	SW846 6020
Beryllium	0.45	0.13	mg/kg	SW846 6020
Calcium	975	265	mg/kg	SW846 6020

(Continued on next page)

EXECUTIVE SUMMARY - Detection Highlights

A0B240490

PARAMETER	RESULT	REPORTING LIMIT	UNITS	ANALYTICAL METHOD
CPCSS-041-5019-SO 02/23/10 08:45 018				
Cadmium	0.18 J	0.26	mg/kg	SW846 6020
Cobalt	7.9	0.66	mg/kg	SW846 6020
Chromium	15.3	0.66	mg/kg	SW846 6020
Copper	11.9	0.66	mg/kg	SW846 6020
Iron	23800	66.2	mg/kg	SW846 6020
Potassium	1090	132	mg/kg	SW846 6020
Magnesium	2350	132	mg/kg	SW846 6020
Manganese	468	1.3	mg/kg	SW846 6020
Sodium	44.9 J	132	mg/kg	SW846 6020
Nickel	13.9	1.3	mg/kg	SW846 6020
Lead	17.4	0.40	mg/kg	SW846 6020
Selenium	0.78	0.66	mg/kg	SW846 6020
Thallium	0.16 J	0.26	mg/kg	SW846 6020
Vanadium	21.6	1.3	mg/kg	SW846 6020
Zinc	57.8 B	5.3	mg/kg	SW846 6020
Mercury	0.047 J	0.13	mg/kg	SW846 7471A
Fluoranthene	33 J	66	ug/kg	SW846 8270C
Phenanthrene	17 J	66	ug/kg	SW846 8270C
Pyrene	28 J	66	ug/kg	SW846 8270C
Percent Solids	75.5	10.0	%	MCAWW 160.3 MOD
CPCSS-042-5020-SO 02/23/10 08:50 019				
Zinc	52.8 B	5.5	mg/kg	SW846 6020
Silver	0.057 J	0.69	mg/kg	SW846 6020
Aluminum	9340	137	mg/kg	SW846 6020
Arsenic	7.1	0.69	mg/kg	SW846 6020
Barium	57.3	1.4	mg/kg	SW846 6020
Beryllium	0.37	0.14	mg/kg	SW846 6020
Calcium	737	275	mg/kg	SW846 6020
Cadmium	0.17 J	0.27	mg/kg	SW846 6020
Cobalt	6.5	0.69	mg/kg	SW846 6020
Chromium	12.5	0.69	mg/kg	SW846 6020
Copper	9.6	0.69	mg/kg	SW846 6020
Iron	16900	68.7	mg/kg	SW846 6020
Potassium	786	137	mg/kg	SW846 6020
Magnesium	1970	137	mg/kg	SW846 6020
Manganese	326	1.4	mg/kg	SW846 6020
Sodium	46.5 J	137	mg/kg	SW846 6020
Nickel	12.4	1.4	mg/kg	SW846 6020
Lead	31.3	0.41	mg/kg	SW846 6020
Selenium	0.67 J	0.69	mg/kg	SW846 6020
Thallium	0.16 J	0.27	mg/kg	SW846 6020

(Continued on next page)

EXECUTIVE SUMMARY - Detection Highlights

A0B240490

PARAMETER	RESULT	REPORTING LIMIT	UNITS	ANALYTICAL METHOD
CPCSS-042-5020-SO 02/23/10 08:50 019				
Vanadium	18.4	1.4	mg/kg	SW846 6020
Mercury	0.072 J	0.14	mg/kg	SW846 7471A
Fluoranthene	110	69	ug/kg	SW846 8270C
Phenanthrene	93	69	ug/kg	SW846 8270C
Pyrene	79	69	ug/kg	SW846 8270C
Benzo(a)anthracene	66 J	69	ug/kg	SW846 8270C
Benzo(a)pyrene	57 J	69	ug/kg	SW846 8270C
Percent Solids	72.8	10.0	%	MCAWW 160.3 MOD
CPCSS-043-5021-SO 02/23/10 14:00 020				
Silver	0.085 J	1.1	mg/kg	SW846 6020
Aluminum	9890	224	mg/kg	SW846 6020
Arsenic	10.8	1.1	mg/kg	SW846 6020
Barium	59.6	2.2	mg/kg	SW846 6020
Beryllium	0.48 J,G	2.2	mg/kg	SW846 6020
Calcium	2090	448	mg/kg	SW846 6020
Cadmium	0.20 J	0.45	mg/kg	SW846 6020
Cobalt	10.4	1.1	mg/kg	SW846 6020
Chromium	18.7	1.1	mg/kg	SW846 6020
Copper	20.2	1.1	mg/kg	SW846 6020
Iron	24100	112	mg/kg	SW846 6020
Potassium	840	224	mg/kg	SW846 6020
Magnesium	3230	224	mg/kg	SW846 6020
Manganese	374	2.2	mg/kg	SW846 6020
Sodium	70.7 J	224	mg/kg	SW846 6020
Nickel	23.2	2.2	mg/kg	SW846 6020
Lead	14.5	0.67	mg/kg	SW846 6020
Antimony	0.23 J	1.1	mg/kg	SW846 6020
Selenium	0.96 J	1.1	mg/kg	SW846 6020
Thallium	0.13 J	0.45	mg/kg	SW846 6020
Vanadium	17.0	2.2	mg/kg	SW846 6020
Zinc	63.5 B	9.0	mg/kg	SW846 6020
Mercury	0.074 J	0.22	mg/kg	SW846 7471A
Percent Solids	44.6	10.0	%	MCAWW 160.3 MOD

TestAmerica
THE LEADER IN ENVIRONMENTAL TESTING

METHOD SUMMARY

ANALYTICAL METHODS SUMMARY

A0B240490

PARAMETER	ANALYTICAL METHOD
ICP-MS (6020)	SW846 6020
Mercury in Solid Waste (Manual Cold-Vapor)	SW846 7471A
Nitroaromatics and Nitramines by HPLC	SW846 8330B
Nitrocellulose as N, 353.2	MCAWW 353.2
Organics by UV/HPLC	SW846 8330 (Modified)
Organochlorine Pesticides	SW846 8081A
PCBs by SW-846 8082	SW846 8082
Semivolatile Organic Compounds by GC/MS	SW846 8270C
Total Residue as Percent Solids	MCAWW 160.3 MOD
Volatile Organics by GC/MS	SW846 8260B

References:

MCAWW "Methods for Chemical Analysis of Water and Wastes", EPA-600/4-79-020, March 1983 and subsequent revisions.

SW846 "Test Methods for Evaluating Solid Waste, Physical/Chemical Methods", Third Edition, November 1986 and its updates.

TestAmerica
THE LEADER IN ENVIRONMENTAL TESTING

SAMPLE SUMMARY

SAMPLE SUMMARY

A0B240490

WO #	SAMPLE#	CLIENT SAMPLE ID	SAMPLED DATE	SAMP TIME
LV2DH	001	B12SB-027-5083-SO	02/23/10	09:03
LV2D0	002	B12SB-027-5084-SO	02/23/10	09:45
LV2D2	003	B12SB-028-5087-SO	02/23/10	10:25
LV2D5	004	B12SB-028-5088-SO	02/23/10	10:45
LV2D6	005	B12SB-030-5093-SO	02/23/10	11:40
LV2D7	006	B12SB-030-5094-SO	02/23/10	12:10
LV2D8	007	B12SB-030-6076-FD	02/23/10	11:40
LV2D9	008	B12SB-031-5097-SO	02/23/10	15:15
LV2EC	009	B12SB-031-5098-SO	02/23/10	16:35
LV2EF	010	B12SB-032-5101-SO	02/23/10	14:35
LV2EH	011	B12SB-032-5102-SO	02/23/10	14:55
LV2EJ	012	CPCSS-036-5014-SO	02/23/10	16:00
LV2FA	013	CPCSS-037-5015-SO	02/23/10	14:50
LV2FD	014	CPCSS-037-6041-FD	02/23/10	14:50
LV2FG	015	CPCSS-038-5016-SO	02/23/10	10:50
LV2FH	016	CPCSS-039-5017-SO	02/23/10	11:50
LV2FK	017	CPCSS-040-5018-SO	02/23/10	13:00
LV2FM	018	CPCSS-041-5019-SO	02/23/10	08:45
LV2FP	019	CPCSS-042-5020-SO	02/23/10	08:50
LV2FQ	020	CPCSS-043-5021-SO	02/23/10	14:00

NOTE(S):

- The analytical results of the samples listed above are presented on the following pages.
- All calculations are performed before rounding to avoid round-off errors in calculated results.
- Results noted as "ND" were not detected at or above the stated limit.
- This report must not be reproduced, except in full, without the written approval of the laboratory.
- Results for the following parameters are never reported on a dry weight basis: color, corrosivity, density, flashpoint, ignitability, layers, odor, paint filter test, pH, porosity pressure, reactivity, redox potential, specific gravity, spot tests, solids, solubility, temperature, viscosity, and weight.

TestAmerica
THE LEADER IN ENVIRONMENTAL TESTING

SHIPPING AND RECEIVING DOCUMENTS

SAIC
From Science to Solutions
151 Lafayette Drive, Oak Ridge, TN 37831
(865) 481-4600

Chain of Custody Record

Science Applications International Corporation

COC NO.: RVAAP-PBA08RI-014
Date: 2/24/2010

PROJECT NAME: RVAAP PBA2008 17 AOCs RI
PO NUMBER: PO10025302
PROJECT NUMBER: 172819.00.09456.00.9200.02.200
PROJECT MANAGER: Kevin Jago
AOC: Building 1200 (Subsurface Soil)
Sampler (Signature) (Printed Name): Rich Sprinzl

Laboratory Name: TestAmerica
Address: 4101 Shuffel Street NW, North Canton, Ohio 44720
Attn: Mark Loeb
Phone: 330-966-9387

Sample ID	Station ID	Depth (ft)	Date Collected	Time Collected	Matrix	Requested Parameters: TAL Metals + Hg (1)	Explosives (2)	SVOCs (3)	Propellants (4)	VOCs (5)	Pesticides (6)	PCBs (7)	PAHs (8)	Asbestos (9)	Porosity (10)	Bulk Density (11)	Moisture content (12)	Total organic carbon (13)	grain size fraction analysis (14)	permeability, K (undisturbed) (15)	No. of Containers	OBSERVATIONS, COMMENTS SPECIAL INSTRUCTIONS
B12SB-027-5083-SO	B12sb-027	0-1	2/23/2010	0903	SO	X	X						X								4	MS/MSD
B12SB-027-5084-SO	B12sb-027	1-3	2/23/2010	0945	SO	X	X						X								2	
B12SB-028-5087-SO	B12sb-028	0-1	2/23/2010	1025	SO	X	X	X	X	X	X	X									4	
B12SB-028-5088-SO	B12sb-028	1-3	2/23/2010	1045	SO	X	X	X	X	X	X	X									4	
B12SB-030-5093-SO	B12sb-030	0-1	2/23/2010	1140	SO	X	X						X								2	
B12SB-030-5094-SO	B12sb-030	1-2.8	2/23/2010	1210	SO	X	X						X								2	
B12SB-030-6076-FD	B12sb-030	0-1	2/23/2010	1140	SO	X	X						X								2	
B12SB-031-5097-SO	B12sb-031	0-1	2/23/2010	1515	SO	X	X						X								2	
B12SB-031-5098-SO	B12sb-031	1-1.8	2/23/2010	1535	SO	X	X						X								2	
B12SB-032-5101-SO	B12sb-032	0-1	2/23/2010	1435	SO	X	X						X								2	
B12SB-032-5102-SO	B12sb-032	1-2.8	2/23/2010	1455	SO	X	X						X								2	
B12SB-029-5091-SO	B12sb-029	0.5-2.3	2/23/2010	1325	SO										X	X	X	X	X	X	1	

Signature: Rich Sprinzl	Date: 2/24/10	Received by: Joe Gort	Date: 2/24/10	Total Number of Containers: 29	Cooler Temperature:
Printed Name: Rich Sprinzl	Time: 1000	Signature	Time: 1030	Cooler ID: 1 COOLER	FEDEX NUMBER: NA
Company: SAIC		Printed Name: Joe Gort			
Relinquished by: Joe Gort	Date: 2/24/10	Company	Date: 2/24/10		
Signature	Time: 1150	Received by: John McFadden	Time: 1150		
Printed Name: TA NC		Signature			
Company		Printed Name: TA NC			
		Company			

1 6020/7471A
2 8330B
3 3540C/3541/8270C
4 Nitroguanidine:8330 Mod/8332 Mod; Nitrocellulose:9056 Mod/353.2
5 8260B/5021
6 3540C/3541C/8081A
7 3540C/3541C/8082
8 8270C (low level PAHs)
9 600/R-93/116
10 USACE EM1110-2-1906 App II
11 ASTM D5057
12 ASTM D2216
13 EPA 415.1 Mod or SW-846, 9060A Mod or Walkley-Black
14 ASTM D422
15 ASTM D5084/2434

SAIC
From Science to Solutions
151 Lafayette Drive, Oak Ridge, TN 37831
(865) 481-4600

Chain of Custody Record

Science Applications International Corporation

COC NO.: RVAAP-PBA08RI-015
Date: 2/24/2010

PROJECT NAME: RVAAP PBA2008 17 AOCs RI
PO NUMBER: PO10025302
PROJECT NUMBER: 172819.00.09456.00.9200.02.200
PROJECT MANAGER: Kevin Jago
AOC: Upper and Lower Cobbs Pond (Surface Soil)

Sampler (Signature): [signature] (Printed Name): RichSprind

Laboratory Name: TestAmerica
Address: 4101 Shuffel Street NW, North Canton, Ohio 44720
Attn: Mark Loeb
Phone: 330-966-9387

Requested Parameters

Sample ID	Station ID	Depth (ft)	Date Collected	Time Collected	Matrix	TAL Metals + Hg 1	Explosives 2	SVOCs 3	Propellants 4	VOCs 5	Pesticides 6	PCBs 7	PAHs 8	Hexavalent Chromium (SO) 9	Total Chromium 10	No. of Containers	OBSERVATIONS, COMMENTS SPECIAL INSTRUCTIONS
CPCSS-036-5014-SO	CPCss-036	0-1	2/23/2010	1600	SO	X	X	X								2	
CPCSS-037-5015-SO	CPCss-037	0-1	2/23/2010	1450	SO	X	X	X								2	
CPCSS-037-6041-FD	CPCss-037	0-1	2/23/2010	1450	SO	X	X	X								2	
CPCSS-038-5016-SO	CPCss-038	0-1	2/23/2010	1050	SO	X	X	X								2	
CPCSS-039-5017-SO	CPCss-039	0-1	2/23/2010	1150	SO	X	X	X	X	X	X	X				4	
CPCSS-040-5018-SO	CPCss-040	0-1	2/23/2010	1300	SO	X	X	X								2	
CPCSS-041-5019-SO	CPCss-041	0-1	2/23/2010	0845	SO	X	X	X								2	
CPCSS-042-5020-SO	CPCss-042	0-1	2/23/2010	0850	SO	X	X	X								2	
CPCSS-043-5021-SO	CPCss-043	0-1	2/23/2010	1400	SO	X	X	X								4	MS/MSD

Signature	Date	Received by	Date
[signature]	2/24/10	Joe Grant	24 Feb 10
Printed Name: RichSprind	Time: 1000	Printed Name: TEST AM.	Time: 1030
Company: SAIC		Company:	
Relinquished by: [signature]	Date: 24 Feb 10	Received by: [signature]	Date: 2/24/10
Signature: Joe Grant	Time: 1150	Signature: John McFadden	Time: 1150
Printed Name: TEST AM		Printed Name: TANL	
Company:		Company:	

Total Number of Containers: 22
Cooler ID: 1 COOLER
Cooler Temperature:
FEDEX NUMBER: NA

1 6020/7471A
2 8330B
3 3540C/3541/8270C
4 Nitroguanidine:8330 Mod/8332 Mod; Nitrocellulose:9056 Mod/EPA 3
5 8260B/5021
6 3540C/3541C/8081A
7 3540C/3541C/8082
8 8270C (low level PAHs)
9 7196
10 6020 (Total Chromium only)

TestAmerica Cooler Receipt Form/Narrative **Lot Number:** 240490
North Canton Facility

Client SAIC Project RVAAP By: (Signature)
Cooler Received on 2/24/10 Opened on 2/24/10
FedEx ☒ UPS ☐ DHL ☐ FAS ☐ Stetson ☐ Client Drop Off ☐ TestAmerica Courier ☒ Other
TestAmerica Cooler # Thermometer Multiple Coolers ☐ Foam Box ☐ Client Cooler ☐ Other

1. Were custody seals on the outside of the cooler(s)? Yes ☒ No ☐ Intact? Yes ☒ No ☐ NA ☐
   If YES, Quantity 2 Quantity Unsalvageable
   Were custody seals on the outside of cooler(s) signed and dated? Yes ☒ No ☐ NA ☐
   Were custody seals on the bottle(s)? Yes ☐ No ☒
   If YES, are there any exceptions?
2. Shippers' packing slip attached to the cooler(s)? Yes ☐ No ☒
3. Did custody papers accompany the sample(s)? Yes ☒ No ☐ Relinquished by client? Yes ☒ No ☐
4. Were the custody papers signed in the appropriate place? Yes ☒ No ☐
5. Packing material used: Bubble Wrap ☒ Foam ☐ None ☐ Other
6. Cooler temperature upon receipt 0.8 °C See back of form for multiple coolers/temps ☐
   METHOD: IR ☒ Other ☐
   COOLANT: Wet Ice ☒ Blue Ice ☐ Dry Ice ☐ Water ☐ None ☐
7. Did all bottles arrive in good condition (Unbroken)? Yes ☒ No ☐
8. Could all bottle labels be reconciled with the COC? Yes ☒ No ☐
9. Were sample(s) at the correct pH upon receipt? Yes ☐ No ☐ NA ☒
10. Were correct bottle(s) used for the test(s) indicated? Yes ☒ No ☐
11. Were air bubbles >6 mm in any VOA vials? Yes ☐ No ☐ NA ☒
12. Sufficient quantity received to perform indicated analyses? Yes ☒ No ☐
13. Was a trip blank present in the cooler(s)? Yes ☐ No ☒ Were VOAs on the COC? Yes ☐ No ☒

Contacted PM Date by via Verbal ☐ Voice Mail ☐ Other ☐
Concerning

14. CHAIN OF CUSTODY

The following discrepancies occurred:

15. SAMPLE CONDITION

Sample(s) were received after the recommended holding time had expired.
Sample(s) were received in a broken container.
Sample(s) were received with bubble >6 mm in diameter. (Notify PM)

16. SAMPLE PRESERVATION

Sample(s) were further preserved in Sample Receiving to meet recommended pH level(s). *Nitric Acid Lot#* 121709-HNO_3; *Sulfuric Acid Lot#* 082509-H_2SO_4; *Sodium Hydroxide Lot#* 100108 -*NaOH; Hydrochloric Acid Lot#* 092006-*HCl; Sodium Hydroxide and Zinc Acetate Lot#* 100108-$(CH_3COO)_2ZN/NaOH$. What time was preservative added to sample(s)?

Client ID	pH	Date	Initials

TestAmerica Cooler Receipt Form/Narrative
North Canton Facility

Client ID	pH	Date	Initials

Cooler #	Temp. °C	Method	Coolant

Discrepancies Cont'd:

TestAmerica
THE LEADER IN ENVIRONMENTAL TESTING

GCMS VOLATILE DATA

TestAmerica
THE LEADER IN ENVIRONMENTAL TESTING

QC SUMMARY DATA

SW846 8260B SURROGATE RECOVERY

Lab Name: TestAmerica Laboratories, Inc. Client: Science Applications International Corp

Lab Code: TALCAN SDG No:

Lot #: A0B240490

Extraction: XXA15QKWA

	CLIENT ID.	SRG01	SRG02	SRG03	SRG04	TOT OUT
01	B12SB-028-5087-SO	87	86	76 *	90	01
02	B12SB-028-5088-SO	91	88	79 *	90	01
03	CPCSS-039-5017-SO	99	97	107	99	00
04	INTRA-LAB QC	96	97	107	97	00
05	INTRA-LAB QC	89	88	82 *	89	01
06	METHOD BLK. LV7H31AA	93	99	100	97	00
07	METHOD BLK. LV9H11AA	91	92	88	90	00
08	LCS LV7H31AC	87	101	97	93	00
09	LCS LV9H11AC	89	92	89	90	00
10	LAB MS/MSD D	91	105	105	92	00
11	LAB MS/MSD D	86	91	79 *	93	01
12	LCSD LV7H31AD	91	101	99	96	00
13	LCSD LV9H11AD	91	94	89	93	00
14	LAB MS/MSD S	85	98	95	92	00
15	LAB MS/MSD S	85	91	81 *	88	01

SURROGATES		QC LIMITS
SRG01	= 1,2-Dichloroethane-d4	(61-130)
SRG02	= Toluene-d8	(85-115)
SRG03	= 4-Bromofluorobenzene	(85-120)
SRG04	= Dibromofluoromethane	(59-138)

\# Column to be used to flag recovery values
* Values outside of required QC Limits
D System monitoring Compound diluted out

FORM II

SW846 8260B CHECK SAMPLE RECOVERY

Lab Name: TestAmerica Laboratories, Inc. Client: Science Applications International Corp

Lab Code: TALCAN SDG No:

Lot #: A0C020000 WO #: LV7H31AC
BATCH: 0061193

COMPOUND	SPIKE ADDED (ug/kg)	SAMPLE CONCENT. (ug/kg)	% REC	QC LIMITS REC	QUAL
1,1-Dichloroethene	50	57	113	65- 135	
Trichloroethene	50	49	98	75- 125	
Benzene	50	50	100	75- 125	
Toluene	50	53	105	70- 125	
Chlorobenzene	50	49	98	75- 125	
Acetone	50	51	101	20- 160	
Bromodichloromethane	50	50	101	70- 130	
Bromoform	50	51	101	55- 135	
Bromomethane	50	49	97	30- 160	
2-Butanone	50	41	81	30- 160	
Bromochloromethane	50	50	100	70- 125	
Carbon disulfide	50	56	112	45- 160	
Carbon tetrachloride	50	65	129	65- 135	
Chloroethane	50	45	89	40- 155	
Chloroform	50	50	100	70- 125	
Chloromethane	50	39	79	50- 130	
1,2-Dibromo-3-chloropropa	50	50	100	40- 135	
1,2-Dibromoethane	50	49	98	70- 125	
1,3-Dichlorobenzene	50	50	99	70- 125	
1,4-Dichlorobenzene	50	48	95	70- 125	
1,2-Dichlorobenzene	50	50	99	75- 120	
Dichlorodifluoromethane	50	31	63	35- 135	
1,1-Dichloroethane	50	52	103	75- 125	
1,2-Dichloroethane	50	47	94	70- 135	
trans-1,2-Dichloroethene	50	53	106	65- 135	
cis-1,2-Dichloroethene	50	52	103	65- 125	
1,2-Dichloropropane	50	48	96	70- 120	
cis-1,3-Dichloropropene	50	47	94	70- 125	
trans-1,3-Dichloropropene	50	49	98	65- 125	
Ethylbenzene	50	53	106	75- 125	
2-Hexanone	50	44	88	45- 145	

(Continued on next page)

SW846 8260B CHECK SAMPLE RECOVERY

Lab Name: TestAmerica Laboratories, Inc. Client: Science Applications International Corp

Lab Code: TALCAN SDG No:

Lot #: A0C020000 WO #: LV7H31AC
BATCH: 0061193

COMPOUND	SPIKE ADDED (ug/kg)	SAMPLE CONCENT. (ug/kg)	% REC	QC LIMITS REC	QUAL
Methylene chloride	50	53	105	55- 140	
4-Methyl-2-pentanone	50	46	93	45- 145	
Naphthalene	50	51	101	40- 125	
Styrene	50	53	105	75- 125	
1,1,1,2-Tetrachloroethane	50	53	106	75- 125	
1,1,2,2-Tetrachloroethane	50	48	96	55- 130	
Tetrachloroethene	50	51	101	65- 140	
1,1,2-Trichloroethane	50	48	95	60- 125	
1,1,1-Trichloroethane	50	55	109	70- 135	
Trichlorofluoromethane	50	57	114	25- 185	
Xylenes (total)	150	160	110	75- 125	
o-Xylene	50	56	112	75- 125	
m-Xylene & p-Xylene	100	110	108	80- 125	
Vinyl chloride	50	46	91	60- 125	
Isopropylbenzene	50	56	112	75- 130	
1,1-Dichloropropene	50	53	106	70- 135	
1,2,3-Trichlorobenzene	50	50	101	60- 135	
1,2,3-Trichloropropane	50	52	104	65- 130	
1,2,4-Trichlorobenzene	50	52	103	65- 130	
2,2-Dichloropropane	50	54	108	65- 135	
2-Chlorotoluene	50	54	107	70- 130	
4-Chlorotoluene	50	53	105	75- 125	
Bromobenzene	50	49	97	65- 120	
Dibromomethane	50	48	97	75- 130	
Hexachlorobutadiene	50	48	96	55- 140	
n-Butylbenzene	50	55	110	65- 140	
n-Propylbenzene	50	53	106	65- 135	
p-Isopropyltoluene	50	53	107	75- 135	
sec-Butylbenzene	50	55	109	65- 130	
tert-Butylbenzene	50	54	108	65- 130	
1,2,4-Trimethylbenzene	50	56	111	65- 135	

(Continued on next page)

SW846 8260B CHECK SAMPLE RECOVERY

Lab Name: TestAmerica Laboratories, Inc. Client: Science Applications International Corp

Lab Code: TALCAN SDG No:

Lot #: A0C020000 WO #: LV7H31AC
BATCH: 0061193

COMPOUND	SPIKE ADDED (ug/kg)	SAMPLE CONCENT. (ug/kg)	% REC	QC LIMITS REC	QUAL
1,3,5-Trimethylbenzene	50	54	108	65- 135	

NOTES(S):

* Values outside of QC limits

Spike Recovery: 0 out of 63 outside limits

COMMENTS:

SW846 8260B CHECK SAMPLE DUPLICATE RECOVERY

Lab Name: TestAmerica Laboratories, Inc. Client: Science Applications International Corp

Lab Code: TALCAN SDG No:

Lot #: A0C020000 WO #: LV7H31AD
BATCH: 0061193

COMPOUND	SPIKE ADDED (ug/kg)	SAMPLE CONCENT. (ug/kg)	% REC	QC LIMITS REC	QUAL
1,1-Dichloroethene	50	55	111	65- 135	
Trichloroethene	50	54	108	75- 125	
Benzene	50	49	98	75- 125	
Toluene	50	50	100	70- 125	
Chlorobenzene	50	48	95	75- 125	
Acetone	50	58	115	20- 160	
Bromodichloromethane	50	50	101	70- 130	
Bromoform	50	52	103	55- 135	
Bromomethane	50	49	99	30- 160	
2-Butanone	50	42	84	30- 160	
Bromochloromethane	50	49	99	70- 125	
Carbon disulfide	50	57	113	45- 160	
Carbon tetrachloride	50	62	124	65- 135	
Chloroethane	50	46	92	40- 155	
Chloroform	50	49	98	70- 125	
Chloromethane	50	40	80	50- 130	
1,2-Dibromo-3-chloropropa	50	53	107	40- 135	
1,2-Dibromoethane	50	49	98	70- 125	
1,3-Dichlorobenzene	50	47	94	70- 125	
1,4-Dichlorobenzene	50	45	90	70- 125	
1,2-Dichlorobenzene	50	48	95	75- 120	
Dichlorodifluoromethane	50	31	62	35- 135	
1,1-Dichloroethane	50	51	102	75- 125	
1,2-Dichloroethane	50	48	96	70- 135	
trans-1,2-Dichloroethene	50	52	105	65- 135	
cis-1,2-Dichloroethene	50	52	104	65- 125	
1,2-Dichloropropane	50	48	96	70- 120	
cis-1,3-Dichloropropene	50	48	95	70- 125	
trans-1,3-Dichloropropene	50	48	97	65- 125	
Ethylbenzene	50	51	102	75- 125	
2-Hexanone	50	48	96	45- 145	

(Continued on next page)

SW846 8260B CHECK SAMPLE DUPLICATE RECOVERY

Lab Name: TestAmerica Laboratories, Inc. Client: Science Applications International Corp

Lab Code: TALCAN SDG No:

Lot #: A0C020000 WO #: LV7H31AD
BATCH: 0061193

COMPOUND	SPIKE ADDED (ug/kg)	SAMPLE CONCENT. (ug/kg)	% REC	QC LIMITS REC	QUAL
Methylene chloride	50	53	106	55- 140	
4-Methyl-2-pentanone	50	47	95	45- 145	
Naphthalene	50	49	98	40- 125	
Styrene	50	51	102	75- 125	
1,1,1,2-Tetrachloroethane	50	51	103	75- 125	
1,1,2,2-Tetrachloroethane	50	41	82	55- 130	
Tetrachloroethene	50	47	95	65- 140	
1,1,2-Trichloroethane	50	47	95	60- 125	
1,1,1-Trichloroethane	50	55	110	70- 135	
Trichlorofluoromethane	50	57	114	25- 185	
Xylenes (total)	150	160	105	75- 125	
o-Xylene	50	54	107	75- 125	
m-Xylene & p-Xylene	100	100	103	80- 125	
Vinyl chloride	50	46	92	60- 125	
Isopropylbenzene	50	53	106	75- 130	
1,1-Dichloropropene	50	51	103	70- 135	
1,2,3-Trichlorobenzene	50	46	92	60- 135	
1,2,3-Trichloropropane	50	51	102	65- 130	
1,2,4-Trichlorobenzene	50	47	94	65- 130	
2,2-Dichloropropane	50	55	111	65- 135	
2-Chlorotoluene	50	51	102	70- 130	
4-Chlorotoluene	50	49	99	75- 125	
Bromobenzene	50	47	94	65- 120	
Dibromomethane	50	50	101	75- 130	
Hexachlorobutadiene	50	44	87	55- 140	
n-Butylbenzene	50	51	102	65- 140	
n-Propylbenzene	50	50	100	65- 135	
p-Isopropyltoluene	50	50	100	75- 135	
sec-Butylbenzene	50	51	102	65- 130	
tert-Butylbenzene	50	51	102	65- 130	
1,2,4-Trimethylbenzene	50	52	104	65- 135	

(Continued on next page)

SW846 8260B CHECK SAMPLE DUPLICATE RECOVERY

Lab Name: TestAmerica Laboratories, Inc. Client: Science Applications International Corp

Lab Code: TALCAN SDG No:

Lot #: A0C020000 WO #: LV7H31AD
BATCH: 0061193

COMPOUND	SPIKE ADDED (ug/kg)	SAMPLE CONCENT. (ug/kg)	% REC	QC LIMITS REC	QUAL
1,3,5-Trimethylbenzene	50	51	102	65- 135	

NOTES(S):

* Values outside of QC limits

Spike Recovery: 0 out of 63 outside limits

COMMENTS:

SW846 8260B CHECK SAMPLE RECOVERY

Lab Name: TestAmerica Laboratories, Inc. Client: Science Applications International Corp

Lab Code: TALCAN SDG No:

Lot #: A0C030000 WO #: LV9H11AC
BATCH: 0062288

COMPOUND	SPIKE ADDED (ug/kg)	SAMPLE CONCENT. (ug/kg)	% REC	QC LIMITS REC	QUAL
1,1-Dichloroethene	25	25	100	65- 135	
Trichloroethene	25	21	84	75- 125	
Benzene	25	23	91	75- 125	
Toluene	25	20	79	70- 125	
Chlorobenzene	25	23	90	75- 125	
Acetone	50	54	109	20- 160	
Bromodichloromethane	25	24	96	70- 130	
Bromoform	25	23	92	55- 135	
Bromomethane	25	25	101	30- 160	
2-Butanone	50	48	96	30- 160	
Bromochloromethane	25	25	100	70- 125	
Carbon disulfide	25	25	101	45- 160	
Carbon tetrachloride	25	24	96	65- 135	
Chloroethane	25	27	106	40- 155	
Chloroform	25	23	93	70- 125	
Chloromethane	25	23	93	50- 130	
1,2-Dibromo-3-chloropropa	25	25	100	40- 135	
1,2-Dibromoethane	25	25	99	70- 125	
1,3-Dichlorobenzene	25	22	90	70- 125	
1,4-Dichlorobenzene	25	22	89	70- 125	
1,2-Dichlorobenzene	25	22	90	75- 120	
Dichlorodifluoromethane	25	20	81	35- 135	
1,1-Dichloroethane	25	24	95	75- 125	
1,2-Dichloroethane	25	24	97	70- 135	
trans-1,2-Dichloroethene	25	25	100	65- 135	
cis-1,2-Dichloroethene	25	23	94	65- 125	
1,2-Dichloropropane	25	24	95	70- 120	
cis-1,3-Dichloropropene	25	23	92	70- 125	
trans-1,3-Dichloropropene	25	24	97	65- 125	
Ethylbenzene	25	22	90	75- 125	
2-Hexanone	50	54	109	45- 145	

(Continued on next page)

SW846 8260B CHECK SAMPLE RECOVERY

Lab Name: TestAmerica Laboratories, Inc. Client: Science Applications International Corp

Lab Code: TALCAN SDG No:

Lot #: A0C030000 WO #: LV9H11AC
BATCH: 0062288

COMPOUND	SPIKE ADDED (ug/kg)	SAMPLE CONCENT. (ug/kg)	% REC	QC LIMITS REC	QUAL
Methylene chloride	25	26	104	55- 140	
4-Methyl-2-pentanone	50	54	108	45- 145	
Naphthalene	25	25	99	40- 125	
Styrene	25	24	95	75- 125	
1,1,1,2-Tetrachloroethane	25	24	95	75- 125	
1,1,2,2-Tetrachloroethane	25	26	103	55- 130	
Tetrachloroethene	25	22	88	65- 140	
1,1,2-Trichloroethane	25	24	95	60- 125	
1,1,1-Trichloroethane	25	23	92	70- 135	
Trichlorofluoromethane	25	28	111	25- 185	
Xylenes (total)	75	69	93	75- 125	
o-Xylene	25	24	94	75- 125	
m-Xylene & p-Xylene	50	46	92	80- 125	
Vinyl chloride	25	22	90	60- 125	
Isopropylbenzene	25	23	94	75- 130	
1,1-Dichloropropene	25	24	96	70- 135	
1,2,3-Trichlorobenzene	25	23	93	60- 135	
1,2,3-Trichloropropane	25	27	107	65- 130	
1,2,4-Trichlorobenzene	25	25	98	65- 130	
2,2-Dichloropropane	25	22	87	65- 135	
2-Chlorotoluene	25	22	88	70- 130	
4-Chlorotoluene	25	23	92	75- 125	
Bromobenzene	25	23	92	65- 120	
Dibromomethane	25	25	100	75- 130	
Hexachlorobutadiene	25	23	92	55- 140	
n-Butylbenzene	25	24	95	65- 140	
n-Propylbenzene	25	23	93	65- 135	
p-Isopropyltoluene	25	24	96	75- 135	
sec-Butylbenzene	25	23	94	65- 130	
tert-Butylbenzene	25	23	91	65- 130	
1,2,4-Trimethylbenzene	25	25	100	65- 135	

(Continued on next page)

SW846 8260B CHECK SAMPLE RECOVERY

Lab Name: TestAmerica Laboratories, Inc. Client: Science Applications International Corp

Lab Code: TALCAN SDG No:

Lot #: A0C030000 WO #: LV9H11AC
BATCH: 0062288

COMPOUND	SPIKE ADDED (ug/kg)	SAMPLE CONCENT. (ug/kg)	% REC	QC LIMITS REC	QUAL
1,3,5-Trimethylbenzene	25	24	95	65- 135	

NOTES(S):

* Values outside of QC limits

Spike Recovery: 0 out of 63 outside limits

COMMENTS:

SW846 8260B CHECK SAMPLE DUPLICATE RECOVERY

Lab Name: TestAmerica Laboratories, Inc. Client: Science Applications International Corp

Lab Code: TALCAN SDG No:

Lot #: A0C030000 WO #: LV9H11AD
BATCH: 0062288

COMPOUND	SPIKE ADDED (ug/kg)	SAMPLE CONCENT. (ug/kg)	% REC	QC LIMITS REC	QUAL
1,1-Dichloroethene	25	26	105	65- 135	
Trichloroethene	25	23	90	75- 125	
Benzene	25	23	94	75- 125	
Toluene	25	20	79	70- 125	
Chlorobenzene	25	22	87	75- 125	
Acetone	50	54	109	20- 160	
Bromodichloromethane	25	25	100	70- 130	
Bromoform	25	24	96	55- 135	
Bromomethane	25	25	98	30- 160	
2-Butanone	50	50	100	30- 160	
Bromochloromethane	25	25	100	70- 125	
Carbon disulfide	25	25	102	45- 160	
Carbon tetrachloride	25	24	97	65- 135	
Chloroethane	25	26	103	40- 155	
Chloroform	25	24	98	70- 125	
Chloromethane	25	23	93	50- 130	
1,2-Dibromo-3-chloropropa	25	24	98	40- 135	
1,2-Dibromoethane	25	26	103	70- 125	
1,3-Dichlorobenzene	25	21	83	70- 125	
1,4-Dichlorobenzene	25	21	82	70- 125	
1,2-Dichlorobenzene	25	21	84	75- 120	
Dichlorodifluoromethane	25	21	83	35- 135	
1,1-Dichloroethane	25	24	98	75- 125	
1,2-Dichloroethane	25	25	99	70- 135	
trans-1,2-Dichloroethene	25	25	100	65- 135	
cis-1,2-Dichloroethene	25	24	96	65- 125	
1,2-Dichloropropane	25	25	99	70- 120	
cis-1,3-Dichloropropene	25	24	95	70- 125	
trans-1,3-Dichloropropene	25	25	98	65- 125	
Ethylbenzene	25	22	87	75- 125	
2-Hexanone	50	55	109	45- 145	

(Continued on next page)

SW846 8260B CHECK SAMPLE DUPLICATE RECOVERY

Lab Name: TestAmerica Laboratories, Inc. Client: Science Applications International Corp

Lab Code: TALCAN SDG No:

Lot #: A0C030000 WO #: LV9H11AD
BATCH: 0062288

COMPOUND	SPIKE ADDED (ug/kg)	SAMPLE CONCENT. (ug/kg)	% REC	QC LIMITS REC	QUAL
Methylene chloride	25	26	106	55- 140	
4-Methyl-2-pentanone	50	57	113	45- 145	
Naphthalene	25	25	99	40- 125	
Styrene	25	23	91	75- 125	
1,1,1,2-Tetrachloroethane	25	24	95	75- 125	
1,1,2,2-Tetrachloroethane	25	25	99	55- 130	
Tetrachloroethene	25	22	89	65- 140	
1,1,2-Trichloroethane	25	24	95	60- 125	
1,1,1-Trichloroethane	25	23	94	70- 135	
Trichlorofluoromethane	25	27	110	25- 185	
Xylenes (total)	75	66	88	75- 125	
o-Xylene	25	23	92	75- 125	
m-Xylene & p-Xylene	50	43	86	80- 125	
Vinyl chloride	25	23	93	60- 125	
Isopropylbenzene	25	22	88	75- 130	
1,1-Dichloropropene	25	24	97	70- 135	
1,2,3-Trichlorobenzene	25	22	88	60- 135	
1,2,3-Trichloropropane	25	27	110	65- 130	
1,2,4-Trichlorobenzene	25	22	86	65- 130	
2,2-Dichloropropane	25	22	90	65- 135	
2-Chlorotoluene	25	21	82	70- 130	
4-Chlorotoluene	25	21	85	75- 125	
Bromobenzene	25	22	87	65- 120	
Dibromomethane	25	26	102	75- 130	
Hexachlorobutadiene	25	20	79	55- 140	
n-Butylbenzene	25	20	82	65- 140	
n-Propylbenzene	25	21	85	65- 135	
p-Isopropyltoluene	25	21	85	75- 135	
sec-Butylbenzene	25	21	85	65- 130	
tert-Butylbenzene	25	21	86	65- 130	
1,2,4-Trimethylbenzene	25	23	90	65- 135	

(Continued on next page)

SW846 8260B CHECK SAMPLE DUPLICATE RECOVERY

Lab Name: TestAmerica Laboratories, Inc. Client: Science Applications International Corp

Lab Code: TALCAN SDG No:

Lot #: A0C030000 WO #: LV9H11AD
BATCH: 0062288

COMPOUND	SPIKE ADDED (ug/kg)	SAMPLE CONCENT. (ug/kg)	% REC	QC LIMITS REC	QUAL
1,3,5-Trimethylbenzene	25	22	86	65- 135	

NOTES(S):

* Values outside of QC limits

Spike Recovery: 0 out of 63 outside limits

COMMENTS:

FORM III

SW846 8260B MATRIX SPIKE/MATRIX SPIKE DUPLICATE RECOVERY

Lab Name: TestAmerica Laboratories, Inc. Client: Science Applications International Corp

Lab Code: TALCAN SDG No:

Matrix Spike ID: LAB MS/MSD Level:(low/med) LOW

Lot #: A0B260445 WO #: LV4X41CG
BATCH: 0061193

COMPOUND	SPIKE ADDED (ug/kg)	SAMPLE CONCENT. (ug/kg)	MS CONCENT. (ug/kg)	MS % REC	LIMITS REC	QUAL
1,1-Dichloroethene	56	ND	62	110	65- 135	
Trichloroethene	56	ND	53	93	75- 125	
Benzene	56	ND	55	97	75- 125	
Toluene	56	0.40	58	102	70- 125	
Chlorobenzene	56	ND	53	94	75- 125	
Acetone	56	ND	53	94	20- 160	
Bromodichloromethane	56	ND	55	97	70- 130	
Bromoform	56	ND	54	96	55- 135	
Bromomethane	56	ND	55	97	30- 160	
2-Butanone	56	ND	43	75	30- 160	
Bromochloromethane	56	ND	55	97	70- 125	
Carbon disulfide	56	ND	64	113	45- 160	
Carbon tetrachloride	56	ND	70	124	65- 135	
Chloroethane	56	ND	50	88	40- 155	
Chloroform	56	ND	55	98	70- 125	
Chloromethane	56	ND	43	77	50- 130	
1,2-Dibromo-3-chloropropa	56	ND	55	98	40- 135	
1,2-Dibromoethane	56	ND	55	98	70- 125	
1,3-Dichlorobenzene	56	ND	54	95	70- 125	
1,4-Dichlorobenzene	56	ND	51	90	70- 125	
1,2-Dichlorobenzene	56	ND	52	93	75- 120	
Dichlorodifluoromethane	56	ND	35	63	35- 135	
1,1-Dichloroethane	56	ND	57	102	75- 125	
1,2-Dichloroethane	56	ND	52	93	70- 135	
trans-1,2-Dichloroethene	56	ND	60	107	65- 135	
cis-1,2-Dichloroethene	56	ND	57	102	65- 125	
1,2-Dichloropropane	56	ND	53	93	70- 120	
cis-1,3-Dichloropropene	56	ND	51	90	70- 125	

(Continued on next page)

SW846 8260B MATRIX SPIKE/MATRIX SPIKE DUPLICATE RECOVERY

Lab Name: TestAmerica Laboratories, Inc. Client: Science Applications International Corp

Lab Code: TALCAN SDG No:

Matrix Spike ID: LAB MS/MSD Level:(low/med) LOW

Lot #: A0B260445 WO #: LV4X41CG
BATCH: 0061193

COMPOUND	SPIKE ADDED (ug/kg)	SAMPLE CONCENT. (ug/kg)	MS CONCENT. (ug/kg)	MS % REC	LIMITS REC	QUAL
trans-1,3-Dichloropropene	56	ND	53	93	65- 125	
Ethylbenzene	56	ND	58	102	75- 125	
2-Hexanone	56	ND	49	87	45- 145	
Methylene chloride	56	ND	59	104	55- 140	
4-Methyl-2-pentanone	56	ND	51	90	45- 145	
Naphthalene	56	ND	45	79	40- 125	
Styrene	56	ND	56	100	75- 125	
1,1,1,2-Tetrachloroethane	56	ND	58	103	75- 125	
1,1,2,2-Tetrachloroethane	56	ND	55	98	55- 130	
Tetrachloroethene	56	ND	56	99	65- 140	
1,1,2-Trichloroethane	56	ND	52	92	60- 125	
1,1,1-Trichloroethane	56	ND	61	108	70- 135	
Trichlorofluoromethane	56	ND	65	116	25- 185	
Xylenes (total)	170	ND	180	106	37- 162	
o-Xylene	56	ND	60	107	75- 125	
m-Xylene & p-Xylene	110	ND	120	105	80- 125	
Vinyl chloride	56	ND	51	90	60- 125	
Methyl tert-butyl ether (	56	ND	58	103	40- 140	
Isopropylbenzene	56	ND	60	106	75- 130	
1,1-Dichloropropene	56	ND	59	104	70- 135	
1,2,3-Trichlorobenzene	56	ND	43	76	60- 135	
1,2,3-Trichloropropane	56	ND	58	104	65- 130	
1,2,4-Trichlorobenzene	56	ND	46	82	65- 130	
2,2-Dichloropropane	56	ND	61	108	65- 135	
2-Chlorotoluene	56	ND	61	108	70- 130	
4-Chlorotoluene	56	ND	58	104	75- 125	
Bromobenzene	56	ND	54	96	65- 120	
Dibromomethane	56	ND	54	96	75- 130	

(Continued on next page)

SW846 8260B MATRIX SPIKE/MATRIX SPIKE DUPLICATE RECOVERY

Lab Name: TestAmerica Laboratories, Inc. Client: Science Applications International Corp

Lab Code: TALCAN SDG No:

Matrix Spike ID: LAB MS/MSD Level:(low/med) LOW

Lot #: A0B260445 WO #: LV4X41CG
BATCH: 0061193

COMPOUND	SPIKE ADDED (ug/kg)	SAMPLE CONCENT. (ug/kg)	MS CONCENT. (ug/kg)	MS % REC	LIMITS REC	QUAL
Hexachlorobutadiene	56	ND	49	86	55- 140	
n-Butylbenzene	56	ND	60	106	65- 140	
n-Propylbenzene	56	ND	61	108	65- 135	
p-Isopropyltoluene	56	ND	60	106	75- 135	
sec-Butylbenzene	56	ND	60	107	65- 130	
tert-Butylbenzene	56	ND	60	106	65- 130	
1,2,4-Trimethylbenzene	56	ND	62	110	65- 135	
1,3,5-Trimethylbenzene	56	ND	61	108	65- 135	

NOTES(S):

Results and reporting limits have been adjusted for dry weight.

Column to be used to flag recovery and RPD values with an asterisk
* Values outside of QC limits

RPD: 0 out of 0 outside limits
Spike Recovery: 0 out of 64 outside limits

COMMENTS:

FORM III

SW846 8260B MATRIX SPIKE/MATRIX SPIKE DUPLICATE RECOVERY

Lab Name: TestAmerica Laboratories, Inc. Client: Science Applications International Corp

Lab Code: TALCAN SDG No:

Matrix Spike ID: LAB MS/MSD Level:(low/med) LOW

Lot #: A0B260445 WO #: LV4X41CH
BATCH: 0061193

COMPOUND	SPIKE ADDED (ug/kg)	MSD CONCENT. (ug/kg)	MSD % REC	% RPD	QC LIMITS RPD	QC LIMITS REC	QUAL
1,1-Dichloroethene	56	59	105	5.0	35	65- 135	
Trichloroethene	56	55	97	3.4	30	75- 125	
Benzene	56	56	99	1.4	30	75- 125	
Toluene	56	60	105	3.2	30	70- 125	
Chlorobenzene	56	55	97	2.8	30	75- 125	
Acetone	56	57	102	8.1	37	20- 160	
Bromodichloromethane	56	57	100	3.5	30	70- 130	
Bromoform	56	58	102	6.2	30	55- 135	
Bromomethane	56	53	93	3.4	30	30- 160	
2-Butanone	56	47	84	11	33	30- 160	
Bromochloromethane	56	53	94	3.5	30	70- 125	
Carbon disulfide	56	61	107	4.8	36	45- 160	
Carbon tetrachloride	56	68	121	2.3	30	65- 135	
Chloroethane	56	48	85	3.7	30	40- 155	
Chloroform	56	54	95	2.7	30	70- 125	
Chloromethane	56	43	77	0.42	30	50- 130	
1,2-Dibromo-3-chloropropa	56	60	106	7.6	30	40- 135	
1,2-Dibromoethane	56	59	104	5.6	30	70- 125	
1,3-Dichlorobenzene	56	54	95	0.23	30	70- 125	
1,4-Dichlorobenzene	56	51	91	1.2	30	70- 125	
1,2-Dichlorobenzene	56	54	95	2.7	30	75- 120	
Dichlorodifluoromethane	56	35	62	1.4	30	35- 135	
1,1-Dichloroethane	56	55	98	3.2	47	75- 125	
1,2-Dichloroethane	56	54	97	4.3	43	70- 135	
trans-1,2-Dichloroethene	56	57	101	5.6	30	65- 135	
cis-1,2-Dichloroethene	56	55	97	4.3	30	65- 125	
1,2-Dichloropropane	56	55	98	4.5	30	70- 120	
cis-1,3-Dichloropropene	56	55	97	8.2	40	70- 125	

(Continued on next page)

SW846 8260B MATRIX SPIKE/MATRIX SPIKE DUPLICATE RECOVERY

Lab Name: TestAmerica Laboratories, Inc. Client: Science Applications International Corp

Lab Code: TALCAN SDG No:

Matrix Spike ID: LAB MS/MSD Level:(low/med) LOW

Lot #: A0B260445 WO #: LV4X41CH
BATCH: 0061193

COMPOUND	SPIKE ADDED	MSD CONCENT.	MSD % REC	% RPD	QC LIMITS RPD	QC LIMITS REC	QUAL
trans-1,3-Dichloropropene	56	58	102	9.0	31	65- 125	
Ethylbenzene	56	60	106	3.0	30	75- 125	
2-Hexanone	56	58	103	17	31	45- 145	
Methylene chloride	56	58	103	1.4	30	55- 140	
4-Methyl-2-pentanone	56	58	102	13	39	45- 145	
Naphthalene	56	48	85	6.7	30	40- 125	
Styrene	56	57	102	1.6	30	75- 125	
1,1,1,2-Tetrachloroethane	56	58	102	0.47	30	75- 125	
1,1,2,2-Tetrachloroethane	56	59	105	7.5	30	55- 130	
Tetrachloroethene	56	55	98	0.42	30	65- 140	
1,1,2-Trichloroethane	56	57	101	9.3	30	60- 125	
1,1,1-Trichloroethane	56	60	106	2.3	30	70- 135	
Trichlorofluoromethane	56	61	109	6.1	30	25- 185	
Xylenes (total)	170	180	106	0.75	30	37- 162	
o-Xylene	56	60	107	0.14	30	75- 125	
m-Xylene & p-Xylene	110	120	106	1.2	30	80- 125	
Vinyl chloride	56	51	91	0.99	30	60- 125	
Methyl tert-butyl ether (	56	59	104	1.2	50	40- 140	
Isopropylbenzene	56	59	104	2.0	30	75- 130	
1,1-Dichloropropene	56	58	103	0.99	30	70- 135	
1,2,3-Trichlorobenzene	56	45	80	4.8	30	60- 135	
1,2,3-Trichloropropane	56	66	117	12	30	65- 130	
1,2,4-Trichlorobenzene	56	45	80	2.2	30	65- 130	
2,2-Dichloropropane	56	61	109	0.19	30	65- 135	
2-Chlorotoluene	56	62	110	2.4	30	70- 130	
4-Chlorotoluene	56	59	105	1.1	30	75- 125	
Bromobenzene	56	58	102	6.0	30	65- 120	
Dibromomethane	56	57	101	4.6	30	75- 130	

(Continued on next page)

SW846 8260B MATRIX SPIKE/MATRIX SPIKE DUPLICATE RECOVERY

Lab Name: TestAmerica Laboratories, Inc. Client: Science Applications International Corp

Lab Code: TALCAN SDG No:

Matrix Spike ID: LAB MS/MSD Level:(low/med) LOW

Lot #: A0B260445 WO #: LV4X41CH
BATCH: 0061193

COMPOUND	SPIKE ADDED	MSD CONCENT.	MSD % REC	% RPD	QC LIMITS RPD	QC LIMITS REC	QUAL
Hexachlorobutadiene	56	49	87	0.75	50	55- 140	
n-Butylbenzene	56	58	103	3.5	30	65- 140	
n-Propylbenzene	56	60	107	1.0	30	65- 135	
p-Isopropyltoluene	56	59	104	1.6	30	75- 135	
sec-Butylbenzene	56	60	106	0.50	30	65- 130	
tert-Butylbenzene	56	60	107	0.98	30	65- 130	
1,2,4-Trimethylbenzene	56	61	108	1.8	30	65- 135	
1,3,5-Trimethylbenzene	56	61	108	0.26	30	65- 135	

NOTES(S):

Results and reporting limits have been adjusted for dry weight.

Column to be used to flag recovery and RPD values with an asterisk
* Values outside of QC limits

RPD: 0 out of 64 outside limits
Spike Recovery: 0 out of 64 outside limits

COMMENTS:

FORM III

SW846 8260B MATRIX SPIKE/MATRIX SPIKE DUPLICATE RECOVERY

Lab Name: TestAmerica Laboratories, Inc. Client: Science Applications International Corp

Lab Code: TALCAN SDG No:

Matrix Spike ID: LAB MS/MSD Level:(low/med) LOW

Lot #: A0B260454 WO #: LV43E1CD
BATCH: 0062288

COMPOUND	SPIKE ADDED (ug/kg)	SAMPLE CONCENT. (ug/kg)	MS CONCENT. (ug/kg)	MS % REC	LIMITS REC	QUAL
1,1-Dichloroethene	69	ND	67	97	65- 135	
Trichloroethene	69	ND	57	83	75- 125	
Benzene	69	ND	62	90	75- 125	
Toluene	69	ND	54	78	70- 125	
Chlorobenzene	69	ND	56	82	75- 125	
Acetone	140	15	110	69	20- 160	
Bromodichloromethane	69	ND	62	89	70- 130	
Bromoform	69	ND	46	67	55- 135	
Bromomethane	69	ND	60	88	30- 160	
2-Butanone	140	4.8	92	64	30- 160	
Bromochloromethane	69	ND	64	93	70- 125	
Carbon disulfide	69	ND	67	98	45- 160	
Carbon tetrachloride	69	ND	58	85	65- 135	
Chloroethane	69	ND	70	102	40- 155	
Chloroform	69	ND	64	93	70- 125	
Chloromethane	69	ND	60	88	50- 130	
1,2-Dibromo-3-chloropropa	69	ND	42	62	40- 135	
1,2-Dibromoethane	69	ND	59	85	70- 125	
1,3-Dichlorobenzene	69	ND	50	72	70- 125	
1,4-Dichlorobenzene	69	ND	48	69*	70- 125	a
1,2-Dichlorobenzene	69	ND	45	65*	75- 120	a
Dichlorodifluoromethane	69	ND	56	81	35- 135	
1,1-Dichloroethane	69	ND	65	94	75- 125	
1,2-Dichloroethane	69	ND	62	90	70- 135	
trans-1,2-Dichloroethene	69	ND	66	96	65- 135	
cis-1,2-Dichloroethene	69	ND	64	92	65- 125	
1,2-Dichloropropane	69	ND	63	92	70- 120	
cis-1,3-Dichloropropene	69	ND	50	73	70- 125	

(Continued on next page)

SW846 8260B MATRIX SPIKE/MATRIX SPIKE DUPLICATE RECOVERY

Lab Name: TestAmerica Laboratories, Inc. Client: Science Applications International Corp

Lab Code: TALCAN SDG No:

Matrix Spike ID: LAB MS/MSD Level:(low/med) LOW

Lot #: A0B260454 WO #: LV43E1CD
BATCH: 0062288

COMPOUND	SPIKE ADDED (ug/kg)	SAMPLE CONCENT. (ug/kg)	MS CONCENT. (ug/kg)	MS % REC	LIMITS REC	QUAL
trans-1,3-Dichloropropene	69	ND	52	76	65- 125	
Ethylbenzene	69	ND	59	86	75- 125	
2-Hexanone	140	ND	99	72	45- 145	
Methylene chloride	69	11	72	89	55- 140	
4-Methyl-2-pentanone	140	ND	110	81	45- 145	
Naphthalene	69	ND	23	33*	40- 125	a
Styrene	69	ND	30	44*	75- 125	a
1,1,1,2-Tetrachloroethane	69	ND	61	89	75- 125	
1,1,2,2-Tetrachloroethane	69	ND	61	89	55- 130	
Tetrachloroethene	69	ND	59	86	65- 140	
1,1,2-Trichloroethane	69	ND	60	87	60- 125	
1,1,1-Trichloroethane	69	ND	63	91	70- 135	
Trichlorofluoromethane	69	ND	69	100	25- 185	
Xylenes (total)	210	ND	170	85	37- 162	
o-Xylene	69	ND	59	86	75- 125	
m-Xylene & p-Xylene	140	ND	120	84	80- 125	
Vinyl chloride	69	ND	62	90	60- 125	
Methyl tert-butyl ether (	69	ND	61	88	40- 140	
Isopropylbenzene	69	ND	59	85	75- 130	
1,1-Dichloropropene	69	ND	63	91	70- 135	
1,2,3-Trichlorobenzene	69	ND	22	31*	60- 135	a
1,2,3-Trichloropropane	69	ND	64	93	65- 130	
1,2,4-Trichlorobenzene	69	ND	27	39*	65- 130	a
2,2-Dichloropropane	69	ND	59	85	65- 135	
2-Chlorotoluene	69	ND	60	87	70- 130	
4-Chlorotoluene	69	ND	58	84	75- 125	
Bromobenzene	69	ND	58	85	65- 120	
Dibromomethane	69	ND	63	92	75- 130	

(Continued on next page)

SW846 8260B MATRIX SPIKE/MATRIX SPIKE DUPLICATE RECOVERY

Lab Name: TestAmerica Laboratories, Inc. Client: Science Applications International Corp

Lab Code: TALCAN SDG No:

Matrix Spike ID: LAB MS/MSD Level:(low/med) LOW

Lot #: A0B260454 WO #: LV43E1CD
BATCH: 0062288

COMPOUND	SPIKE ADDED (ug/kg)	SAMPLE CONCENT. (ug/kg)	MS CONCENT. (ug/kg)	MS % REC	LIMITS REC	QUAL
Hexachlorobutadiene	69	ND	30	43*	55- 140	a
n-Butylbenzene	69	ND	51	74	65- 140	
n-Propylbenzene	69	ND	64	92	65- 135	
p-Isopropyltoluene	69	ND	57	83	75- 135	
sec-Butylbenzene	69	ND	59	86	65- 130	
tert-Butylbenzene	69	ND	63	91	65- 130	
1,2,4-Trimethylbenzene	69	ND	62	90	65- 135	
1,3,5-Trimethylbenzene	69	ND	62	91	65- 135	

NOTES(S):

Results and reporting limits have been adjusted for dry weight.

a Spiked analyte recovery is outside stated control limits.

Column to be used to flag recovery and RPD values with an asterisk
* Values outside of QC limits

RPD: 0 out of 0 outside limits
Spike Recovery: 7 out of 64 outside limits

COMMENTS:

FORM III

SW846 8260B MATRIX SPIKE/MATRIX SPIKE DUPLICATE RECOVERY

Lab Name: TestAmerica Laboratories, Inc. Client: Science Applications International Corp

Lab Code: TALCAN SDG No:

Matrix Spike ID: LAB MS/MSD Level:(low/med) LOW

Lot #: A0B260454 WO #: LV43E1CE
BATCH: 0062288

COMPOUND	SPIKE ADDED (ug/kg)	MSD CONCENT. (ug/kg)	MSD % REC	% RPD		QC LIMITS RPD	QC LIMITS REC	QUAL
1,1-Dichloroethene	69	70	102	4.9		35	65- 135	
Trichloroethene	69	62	90	8.8		30	75- 125	
Benzene	69	65	95	5.8		30	75- 125	
Toluene	69	62	89	13		30	70- 125	
Chlorobenzene	69	66	96	15		30	75- 125	
Acetone	140	96	58	14		37	20- 160	
Bromodichloromethane	69	70	102	14		30	70- 130	
Bromoform	69	62	91	30		30	55- 135	
Bromomethane	69	64	93	5.9		30	30- 160	
2-Butanone	140	63	42	38	*	33	30- 160	p
Bromochloromethane	69	67	98	5.1		30	70- 125	
Carbon disulfide	69	73	106	8.0		36	45- 160	
Carbon tetrachloride	69	70	102	18		30	65- 135	
Chloroethane	69	68	100	2.3		30	40- 155	
Chloroform	69	67	98	4.4		30	70- 125	
Chloromethane	69	54	78	12		30	50- 130	
1,2-Dibromo-3-chloropropa	69	66	95	43	*	30	40- 135	p
1,2-Dibromoethane	69	67	97	13		30	70- 125	
1,3-Dichlorobenzene	69	69	101	33	*	30	70- 125	p
1,4-Dichlorobenzene	69	66	96	32	*	30	70- 125	p
1,2-Dichlorobenzene	69	62	91	33	*	30	75- 120	p
Dichlorodifluoromethane	69	41	60	31	*	30	35- 135	p
1,1-Dichloroethane	69	68	99	5.0		47	75- 125	
1,2-Dichloroethane	69	64	93	3.6		43	70- 135	
trans-1,2-Dichloroethene	69	71	103	7.1		30	65- 135	
cis-1,2-Dichloroethene	69	67	97	4.8		30	65- 125	
1,2-Dichloropropane	69	66	95	3.8		30	70- 120	
cis-1,3-Dichloropropene	69	65	95	27		40	70- 125	

(Continued on next page)

SW846 8260B MATRIX SPIKE/MATRIX SPIKE DUPLICATE RECOVERY

Lab Name: TestAmerica Laboratories, Inc. Client: Science Applications International Corp

Lab Code: TALCAN SDG No:

Matrix Spike ID: LAB MS/MSD Level:(low/med) LOW

Lot #: A0B260454 WO #: LV43E1CE
BATCH: 0062288

COMPOUND	SPIKE ADDED	MSD CONCENT.	MSD % REC	% RPD		QC LIMITS RPD	QC LIMITS REC	QUAL
trans-1,3-Dichloropropene	69	71	103	31		31	65- 125	
Ethylbenzene	69	68	99	15		30	75- 125	
2-Hexanone	140	59	43*	50	*	31	45- 145	a p
Methylene chloride	69	73	90	0.84		30	55- 140	
4-Methyl-2-pentanone	140	62	45	57	*	39	45- 145	p
Naphthalene	69	36	53	46	*	30	40- 125	p
Styrene	69	65	94	73	*	30	75- 125	p
1,1,1,2-Tetrachloroethane	69	71	104	15		30	75- 125	
1,1,2,2-Tetrachloroethane	69	78	113	25		30	55- 130	
Tetrachloroethene	69	70	102	18		30	65- 140	
1,1,2-Trichloroethane	69	65	95	8.7		30	60- 125	
1,1,1-Trichloroethane	69	68	99	8.5		30	70- 135	
Trichlorofluoromethane	69	73	106	5.6		30	25- 185	
Xylenes (total)	210	210	100	16		30	37- 162	
o-Xylene	69	69	100	15		30	75- 125	
m-Xylene & p-Xylene	140	140	99	16		30	80- 125	
Vinyl chloride	69	58	85	5.8		30	60- 125	
Methyl tert-butyl ether (	69	65	94	5.9		50	40- 140	
Isopropylbenzene	69	71	104	20		30	75- 130	
1,1-Dichloropropene	69	70	102	11		30	70- 135	
1,2,3-Trichlorobenzene	69	34	50*	45	*	30	60- 135	a p
1,2,3-Trichloropropane	69	80	116	22		30	65- 130	
1,2,4-Trichlorobenzene	69	43	63*	48	*	30	65- 130	a p
2,2-Dichloropropane	69	66	96	12		30	65- 135	
2-Chlorotoluene	69	78	113	26		30	70- 130	
4-Chlorotoluene	69	79	115	31	*	30	75- 125	p
Bromobenzene	69	75	109	25		30	65- 120	
Dibromomethane	69	67	97	5.5		30	75- 130	

(Continued on next page)

SW846 8260B MATRIX SPIKE/MATRIX SPIKE DUPLICATE RECOVERY

Lab Name: TestAmerica Laboratories, Inc. Client: Science Applications International Corp

Lab Code: TALCAN SDG No:

Matrix Spike ID: LAB MS/MSD Level:(low/med) LOW

Lot #: A0B260454 WO #: LV43E1CE
BATCH: 0062288

COMPOUND	SPIKE ADDED	MSD CONCENT.	MSD % REC	% RPD		QC LIMITS RPD	QC LIMITS REC	QUAL
Hexachlorobutadiene	69	50	73	51	*	50	55 - 140	p
n-Butylbenzene	69	76	111	40	*	30	65 - 140	p
n-Propylbenzene	69	85	123	29		30	65 - 135	
p-Isopropyltoluene	69	82	119	36	*	30	75 - 135	p
sec-Butylbenzene	69	81	117	30		30	65 - 130	
tert-Butylbenzene	69	81	117	25		30	65 - 130	
1,2,4-Trimethylbenzene	69	84	123	31	*	30	65 - 135	p
1,3,5-Trimethylbenzene	69	84	123	30		30	65 - 135	

NOTES(S):

Results and reporting limits have been adjusted for dry weight.

p Relative percent difference (RPD) is outside stated control limits.

a Spiked analyte recovery is outside stated control limits.

Column to be used to flag recovery and RPD values with an asterisk
* Values outside of QC limits

RPD: 17 out of 64 outside limits
Spike Recovery: 3 out of 64 outside limits

COMMENTS:

FORM III

SW846 8260B METHOD BLANK SUMMARY

BLANK WORKORDER NO.: LV7H31AA

Lab Name: TestAmerica Laboratories, Inc.

Lab Code: TALCAN — SDG Number:

Lab File ID: 148253.D — Lot Number: A0B240490

Date Analyzed: 03/01/10 — Time Analyzed: 14:48

Matrix: SOLID — Date Extracted:03/01/10

GC Column: DB624 ID: .18 — Extraction Method: 5030B

Instrument ID: UX14 — Level:(low/med) LOW

THIS METHOD BLANK APPLIES TO THE FOLLOWING SAMPLES, LCS, LCSD, MS , MSD:

	CLIENT ID.	SAMPLE WORK ORDER #	LAB FILE ID	DATE ANALYZED	TIME ANALYZED
01	CPCSS-039-5017-SO	LV2FH1AC	148270.D	03/01/10	20:58
02	INTRA-LAB QC	LV4X41AC	148257.D	03/01/10	16:15
03	LAB MS/MSD	LV4X41CG S	148258.D	03/01/10	16:37
04	LAB MS/MSD	LV4X41CH D	148259.D	03/01/10	16:58
05	CHECK SAMPLE	LV7H31AC C	148251.D	03/01/10	14:04
06	DUPLICATE CHECK	LV7H31AD L	148252.D	03/01/10	14:26
07					
08					
09					
10					
11					
12					
13					
14					
15					
16					
17					
18					
19					
20					
21					
22					
23					
24					
25					
26					
27					
28					
29					
30					

COMMENTS:

FORM IV

SW846 8260B METHOD BLANK SUMMARY

BLANK WORKORDER NO.: LV9H11AA

Lab Name: TestAmerica Laboratories, Inc.

Lab Code: TALCAN

SDG Number:

Lab File ID: UX82666.D

Lot Number: A0B240490

Date Analyzed: 03/02/10

Time Analyzed: 20:34

Matrix: SOLID

Date Extracted:03/02/10

GC Column: DB 624 ID: .18

Extraction Method: 5030B

Instrument ID: UX8

Level:(low/med) LOW

THIS METHOD BLANK APPLIES TO THE FOLLOWING SAMPLES, LCS, LCSD, MS , MSD:

	CLIENT ID.	SAMPLE WORK ORDER #	LAB FILE ID	DATE ANALYZED	TIME ANALYZED
01	B12SB-028-5087-SO	LV2D21AC	UX82680.D	03/03/10	01:54
02	B12SB-028-5088-SO	LV2D51AN	UX82681.D	03/03/10	02:16
03	INTRA-LAB QC	LV43E1AC	UX82671.D	03/02/10	22:37
04	LAB MS/MSD	LV43E1CD S	UX82673.D	03/02/10	23:21
05	LAB MS/MSD	LV43E1CE D	UX82677.D	03/03/10	00:49
06	CHECK SAMPLE	LV9H11AC C	UX82664.D	03/02/10	19:51
07	DUPLICATE CHECK	LV9H11AD L	UX82665.D	03/02/10	20:13
08					
09					
10					
11					
12					
13					
14					
15					
16					
17					
18					
19					
20					
21					
22					
23					
24					
25					
26					
27					
28					
29					
30					

COMMENTS:

FORM IV

5A

VOLATILE ORGANIC GC/MS TUNING AND MASS CALIBRATION - BROMOFLUOROBENZENE (BFB)

Lab Name: NORTH CANTON Contract:

Lab Code: TALCAN Case No.: SAS No.: SDG No.: A0B240490

Lab File ID: BFB8199 BFB Injection Date: 02/26/10

Instrument ID: A3UX8A BFB Injection Time: 1728

Matrix:(soil/water) SOIL Level:(low/med) LOW Column:(pack/cap) CAP

m/e	ION ABUNDANCE CRITERIA	% RELATIVE ABUNDANCE
50	15.0 - 40.0% of mass 95	27.1
75	30.0 - 60.0% of mass 95	49.6
95	Base Peak, 100% relative abundance	100.0
96	5.0 - 9.0% of mass 95	7.0
173	Less than 2.0% of mass 174	0.0 (0.0)1
174	50.0 - 100.0% of mass 95	83.9
175	5.0 - 9.0% of mass 174	6.3 (7.5)1
176	Greater than 95.0%, but less than 101.0% of mass 174	81.3 (96.9)1
177	5.0 - 9.0% of mass 176	4.7 (5.7)2

1-Value is % of mass 174 2-Value is % of mass 176

THIS TUNE APPLIES TO THE FOLLOWING SAMPLES, MS, MSD, BLANKS, AND STANDARDS:

	EPA SAMPLE NO.	LAB SAMPLE ID	LAB FILE ID	DATE ANALYZED	TIME ANALYZED
01	VSTD200	1000NG-IC	UX82632	02/26/10	1811
02	VSTD100	500NG-IC	UX82633	02/26/10	1832
03	VSTD050	250NG-IC	UX82634	02/26/10	1853
04	VSTD020	100NG-IC	UX82635	02/26/10	1915
05	VSTD010	50NG-IC	UX82636	02/26/10	1936
06	VSTD005	25NG-IC	UX82637	02/26/10	1957
07	VSTD005	10NG-IC	UX82638	02/26/10	2019
08	VSTD001	5NG-IC	UX82639	02/26/10	2040
09					
10					
11					
12					
13					
14					
15					
16					
17					
18					
19					
20					
21					
22					

5A

VOLATILE ORGANIC GC/MS TUNING AND MASS CALIBRATION - BROMOFLUOROBENZENE (BFB)

Lab Name: NORTH CANTON Contract:

Lab Code: TALCAN Case No.: SAS No.: SDG No.: A0B240490

Lab File ID: BFB8201 BFB Injection Date: 03/02/10

Instrument ID: A3UX8A BFB Injection Time: 1802

Matrix:(soil/water) SOIL Level:(low/med) LOW Column:(pack/cap) CAP

m/e	ION ABUNDANCE CRITERIA	% RELATIVE ABUNDANCE
50	15.0 - 40.0% of mass 95	25.9
75	30.0 - 60.0% of mass 95	47.2
95	Base Peak, 100% relative abundance	100.0
96	5.0 - 9.0% of mass 95	7.0
173	Less than 2.0% of mass 174	0.0 (0.0)1
174	50.0 - 100.0% of mass 95	83.6
175	5.0 - 9.0% of mass 174	6.9 (8.3)1
176	Greater than 95.0%, but less than 101.0% of mass 174	80.2 (95.9)1
177	5.0 - 9.0% of mass 176	5.4 (6.7)2

1-Value is % of mass 174 2-Value is % of mass 176

THIS TUNE APPLIES TO THE FOLLOWING SAMPLES, MS, MSD, BLANKS, AND STANDARDS:

	EPA SAMPLE NO.	LAB SAMPLE ID	LAB FILE ID	DATE ANALYZED	TIME ANALYZED
01	VSTD050	250NG-CC	UX82661	03/02/10	1846
02	LV9H1CHK	LV9H11AC	UX82664	03/02/10	1951
03	LV9H1CKDUP	LV9H11AD	UX82665	03/02/10	2013
04	LV9H1BLK	LV9H11AA	UX82666	03/02/10	2034
05	B12SB-028-50	LV2D21AC	UX82680	03/03/10	0154
06	B12SB-028-50	LV2D51AN	UX82681	03/03/10	0216
07					
08					
09					
10					
11					
12					
13					
14					
15					
16					
17					
18					
19					
20					
21					
22					

5A

VOLATILE ORGANIC GC/MS TUNING AND MASS CALIBRATION - BROMOFLUOROBENZENE (BFB)

Lab Name: NORTH CANTON Contract:

Lab Code: TALCAN Case No.: SAS No.: SDG No.: A0B240490

Lab File ID: BFB14310 BFB Injection Date: 01/14/10

Instrument ID: A3UX14 BFB Injection Time: 1000

Matrix:(soil/water) SOIL Level:(low/med) LOW Column:(pack/cap) CAP

m/e	ION ABUNDANCE CRITERIA	% RELATIVE ABUNDANCE
50	15.0 - 40.0% of mass 95	18.2
75	30.0 - 60.0% of mass 95	44.5
95	Base Peak, 100% relative abundance	100.0
96	5.0 - 9.0% of mass 95	6.6
173	Less than 2.0% of mass 174	0.2 (0.2)1
174	50.0 - 120.0% of mass 95	84.8
175	5.0 - 9.0% of mass 174	6.0 (7.1)1
176	Greater than 95.0%, but less than 101.0% of mass 174	81.7 (96.4)1
177	5.0 - 9.0% of mass 176	5.4 (6.6)2

1-Value is % of mass 174 2-Value is % of mass 176

THIS TUNE APPLIES TO THE FOLLOWING SAMPLES, MS, MSD, BLANKS, AND STANDARDS:

	EPA SAMPLE NO.	LAB SAMPLE ID	LAB FILE ID	DATE ANALYZED	TIME ANALYZED
01	VSTD200	1000NG-IC	147352	01/14/10	1045
02	VSTD100	500NG-IC	147353	01/14/10	1107
03	VSTD050	250NG-IC	147354	01/14/10	1129
04	VSTD020	100NG-IC	147355	01/14/10	1151
05	VSTD010	50NG-IC	147356	01/14/10	1214
06	VSTD005	25NG-IC	147357	01/14/10	1236
07	VSTD002	10NG-IC	147358	01/14/10	1259
08	VSTD001	5NG-IC	147359	01/14/10	1321
09	VSTD200	1000NG-BMIC	147362	01/14/10	1430
10	VSTD100	500NG-BMIC	147363	01/14/10	1453
11	VSTD050	250NG-BMIC	147364	01/14/10	1516
12	VSTD020	100NG-BMIC	147365	01/14/10	1539
13	VSTD010	50NG-BMIC	147366	01/14/10	1603
14	VSTD005	25NG-BMIC	147367	01/14/10	1627
15	VSTD002	10NG-BMIC	147368	01/14/10	1650
16	VSTD001	5NG-BMIC	147369	01/14/10	1714
17					
18					
19					
20					
21					
22					

5A

VOLATILE ORGANIC GC/MS TUNING AND MASS CALIBRATION - BROMOFLUOROBENZENE (BFB)

Lab Name: NORTH CANTON Contract:

Lab Code: TALCAN Case No.: SAS No.: SDG No.: A0B240490

Lab File ID: BFB14342 BFB Injection Date: 03/01/10

Instrument ID: A3UX14 BFB Injection Time: 1216

Matrix:(soil/water) SOIL Level:(low/med) LOW Column:(pack/cap) CAP

m/e	ION ABUNDANCE CRITERIA	% RELATIVE ABUNDANCE
50	15.0 - 40.0% of mass 95	17.5
75	30.0 - 60.0% of mass 95	43.1
95	Base Peak, 100% relative abundance	100.0
96	5.0 - 9.0% of mass 95	6.7
173	Less than 2.0% of mass 174	0.6 (0.7)1
174	50.0 - 120.0% of mass 95	83.0
175	5.0 - 9.0% of mass 174	6.0 (7.2)1
176	Greater than 95.0%, but less than 101.0% of mass 174	79.8 (96.2)1
177	5.0 - 9.0% of mass 176	5.1 (6.4)2

1-Value is % of mass 174 2-Value is % of mass 176

THIS TUNE APPLIES TO THE FOLLOWING SAMPLES, MS, MSD, BLANKS, AND STANDARDS:

	EPA SAMPLE NO.	LAB SAMPLE ID	LAB FILE ID	DATE ANALYZED	TIME ANALYZED
01	VSTD050	250NG-CC	148248	03/01/10	1259
02	LV7H3CHK	LV7H31AC	148251	03/01/10	1404
03	LV7H3CKDUP	LV7H31AD	148252	03/01/10	1426
04	LV7H3BLK	LV7H31AA	148253	03/01/10	1448
05	CPCSS-039-50	LV2FH1AC	148270	03/01/10	2058
06					
07					
08					
09					
10					
11					
12					
13					
14					
15					
16					
17					
18					
19					
20					
21					
22					

VOLATILE INTERNAL STANDARD AREA SUMMARY

Lab Name: NORTH CANTON Contract:

Lab Code: TALCAN Case No.: SAS No.: SDG No.: A0B240490

Lab File ID (Standard): UX82661 Date Analyzed: 03/02/10

Instrument ID: A3UX8A Time Analyzed: 1846

Matrix:(soil/water) SOIL Level:(low/med) LOW Column:(pack/cap) CAP

	IS1 AREA #	IS1 RT	IS2(CBZ) AREA #	IS2(CBZ) RT	IS3(DCB) AREA #	IS3(DCB) RT
12 HOUR STD	973273	5.30	801069	7.85	427264	10.04
UPPER LIMIT	1946546	5.80	1602138	8.35	854528	10.54
LOWER LIMIT	486637	4.80	400535	7.35	213632	9.54
EPA SAMPLE NO.						
01 LV9H1CHK	992938	5.31	811703	7.85	425886	10.04
02 LV9H1CKDUP	988575	5.31	815219	7.85	424771	10.04
03 LV9H1BLK	981635	5.31	790765	7.85	419161	10.04
04 B12SB-028-50	997618	5.31	712851	7.85	281702	10.04
05 B12SB-028-50	987790	5.31	759212	7.85	340469	10.04
06						
07						
08						
09						
10						
11						
12						
13						
14						
15						
16						
17						
18						
19						
20						
21						
22						

IS1 = Fluorobenzene
IS2 (CBZ) = Chlorobenzene-d5
IS3 (DCB) = 1,4-Dichlorobenzene-d4

UPPER LIMIT = +100% of internal standard area.
LOWER LIMIT = - 50% of internal standard area.

Column used to flag internal standard area values with an asterisk.

FORM VIII VOA 1/87 Rev.

VOLATILE INTERNAL STANDARD AREA SUMMARY

Lab Name: NORTH CANTON Contract:

Lab Code: TALCAN Case No.: SAS No.: SDG No.: A0B240490

Lab File ID (Standard): 148248 Date Analyzed: 03/01/10

Instrument ID: A3UX14 Time Analyzed: 1259

Matrix:(soil/water) SOIL Level:(low/med) LOW Column:(pack/cap) CAP

	IS1(CBZ) AREA	#	IS1(CBZ) RT	IS2(DCB) AREA	#	IS2(DCB) RT	IS3 AREA	#	IS3 RT
12 HOUR STD	1035641		9.33	561590		11.31	1436797		6.60
UPPER LIMIT	2071282		9.83	1123180		11.81	2873594		7.10
LOWER LIMIT	517821		8.83	280795		10.81	718399		6.10
EPA SAMPLE NO.									
01 LV7H3CHK	1000311		9.33	576109		11.31	1424248		6.60
02 LV7H3CKDUP	1028098		9.33	586194		11.31	1394743		6.60
03 LV7H3BLK	930293		9.33	508680		11.31	1319746		6.60
04 CPCSS-039-50	908696		9.33	447423		11.31	1184327		6.60
05									
06									
07									
08									
09									
10									
11									
12									
13									
14									
15									
16									
17									
18									
19									
20									
21									
22									

IS1 (CBZ) = Chlorobenzene-d5
IS2 (DCB) = 1,4-Dichlorobenzene-d4
IS3 = Fluorobenzene

UPPER LIMIT = +100% of internal standard area.
LOWER LIMIT = - 50% of internal standard area.

Column used to flag internal standard area values with an asterisk.

TestAmerica
THE LEADER IN ENVIRONMENTAL TESTING

SAMPLE DATA

Science Applications International Corp

Client Sample ID: B12SB-028-5087-SO

GC/MS Volatiles

Lot-Sample #...: A0B240490-003 **Work Order #...:** LV2D21AC **Matrix.....:** SO
Date Sampled...: 02/23/10 10:25 **Date Received..:** 02/24/10
Prep Date.....: 03/03/10 **Analysis Date..:** 03/03/10
Prep Batch #...: 0062288
Dilution Factor: 1 **Initial Wgt/Vol:** 5 g **Final Wgt/Vol..:** 5 mL
% Moisture.....: 22 **Method.....:** SW846 8260B

PARAMETER	RESULT	REPORTING LIMIT	UNITS	MDL
Carbon tetrachloride	ND	6.4	ug/kg	0.47
Chlorobenzene	ND	6.4	ug/kg	0.42
Acetone	ND	26	ug/kg	8.1
Benzene	ND	6.4	ug/kg	0.30
Bromochloromethane	ND	6.4	ug/kg	0.91
Bromodichloromethane	ND	6.4	ug/kg	0.36
Bromoform	ND	6.4	ug/kg	0.42
Bromomethane	ND	6.4	ug/kg	0.69
2-Butanone	ND	26	ug/kg	1.8
Carbon disulfide	ND	6.4	ug/kg	0.56
Dibromochloromethane	ND	6.4	ug/kg	0.71
Chloroethane	ND	6.4	ug/kg	1.1
Chloroform	ND	6.4	ug/kg	0.37
Chloromethane	ND	6.4	ug/kg	0.53
1,2-Dibromoethane	ND	6.4	ug/kg	0.64
1,1-Dichloroethane	ND	6.4	ug/kg	0.46
1,2-Dichloroethane	ND	6.4	ug/kg	0.44
1,1-Dichloroethene	ND	6.4	ug/kg	0.67
1,2-Dichloroethene (total)	ND	6.4	ug/kg	0.99
1,2-Dichloropropane	ND	6.4	ug/kg	0.89
cis-1,3-Dichloropropene	ND	6.4	ug/kg	0.44
trans-1,3-Dichloropropene	ND	6.4	ug/kg	0.69
Ethylbenzene	ND	6.4	ug/kg	0.33
2-Hexanone	ND	26	ug/kg	0.81
Methylene chloride	**8.2 B**	**6.4**	**ug/kg**	**0.86**
4-Methyl-2-pentanone	ND	26	ug/kg	0.69
Styrene	ND	6.4	ug/kg	0.19
1,1,2,2-Tetrachloroethane	ND	6.4	ug/kg	0.44
Tetrachloroethene	ND	6.4	ug/kg	0.67
Toluene	ND	6.4	ug/kg	0.35
1,1,1-Trichloroethane	ND	6.4	ug/kg	0.72
1,1,2-Trichloroethane	ND	6.4	ug/kg	0.50
Trichloroethene	ND	6.4	ug/kg	0.54
Vinyl chloride	ND	6.4	ug/kg	0.50
Xylenes (total)	ND	13	ug/kg	0.86

(Continued on next page)

Science Applications International Corp

Client Sample ID: B12SB-028-5087-SO

GC/MS Volatiles

Lot-Sample #...: A0B240490-003 **Work Order #...:** LV2D21AC **Matrix.....:** SO

SURROGATE	PERCENT RECOVERY	RECOVERY LIMITS
1,2-Dichloroethane-d4	87	(61 - 130)
Toluene-d8	86	(85 - 115)
4-Bromofluorobenzene	76 *	(85 - 120)
Dibromofluoromethane	90	(59 - 138)

NOTE(S):

* Surrogate recovery is outside stated control limits.

Results and reporting limits have been adjusted for dry weight.

B Method blank contamination. The associated method blank contains the target analyte at a reportable level.

Data File: \\cansvr11\dd\chem\MSV\a3ux8a.i\M00302A.b\UX82680.D
Report Date: 03-Mar-2010 17:27

TestAmerica North Canton

VOLATILE REPORT SW-846 Method 8260A/8260B

Data file : \\cansvr11\dd\chem\MSV\a3ux8a.i\M00302A.b\UX82680.D
Lab Smp Id: LV2D21AC Client Smp ID: B12SB-028-5087-SO
Inj Date : 03-MAR-2010 01:54
Operator : 402279 Inst ID: a3ux8a.i
Smp Info : LV2D21AC,5G/5ML
Misc Info : M00302A,8260SUX8,1-8260.SUB,402279
Comment   :
Method   : \\cansvr11\dd\chem\MSV\a3ux8a.i\M00302A.b\8260SUX8.m
Meth Date : 02-Mar-2010 20:45 latat Quant Type: ISTD
Cal Date : 26-FEB-2010 20:40 Cal File: UX82639.D
Als bottle: 21
Dil Factor: 1.00000
Integrator: HP RTE Compound Sublist: 1-8260.SUB
Target Version: 4.14
Processing Host: CANSVR11

Concentration Formula: Amt * DF * 1/Vo * CpndVariable

Name	Value	Description
DF	1.000	Dilution Factor
Vo	5.000	Sample Volume
Va	100.000	Injection Volume
Cpnd Variable		Local Compound Variable

Compounds	QUANT SIG MASS	RT	EXP RT	REL RT	RESPONSE	CONCENTRATIONS ON-COLUMN (ng)	FINAL (UG/KG)
* 1 Fluorobenzene	96	5.308	5.304	(1.000)	997618	250.000	
* 2 Chlorobenzene-d5	117	7.845	7.847	(1.000)	712851	250.000	
* 3 1,4-Dichlorobenzene-d4	152	10.041	10.043	(1.000)	281702	250.000	
$ 4 Dibromofluoromethane	113	4.785	4.787	(0.901)	187251	224.586	44.917
$ 5 1,2-Dichloroethane-d4	65	5.059	5.055	(0.953)	229123	218.103	43.621
$ 6 Toluene-d8	98	6.580	6.582	(1.239)	732898	216.244	43.249
$ 7 Bromofluorobenzene	95	8.928	8.924	(1.138)	221040	189.936	37.987
8 Dichlorodifluoromethane	85	Compound Not Detected.					
9 Chloromethane	50	Compound Not Detected.					
10 Vinyl Chloride	62	Compound Not Detected.					
11 Bromomethane	94	Compound Not Detected.					
12 Chloroethane	64	Compound Not Detected.					
13 Trichlorofluoromethane	101	Compound Not Detected.					
15 Acrolein	56	Compound Not Detected.					
16 Acetone	43	Compound Not Detected.					
17 1,1-Dichloroethene	96	Compound Not Detected.					
18 Freon-113	151	Compound Not Detected.					
19 Iodomethane	142	Compound Not Detected.					
20 Carbon Disulfide	76	Compound Not Detected.					
21 Methylene Chloride	84	3.441	3.443	(0.648)	32063	32.0744	6.415

22	Acetonitrile	41	Compound Not Detected.
23	Acrylonitrile	53	Compound Not Detected.

Data File: \\cansvr11\dd\chem\MSV\a3ux8a.i\M00302A.b\UX82680.D
Report Date: 03-Mar-2010 17:27

		QUANT SIG MASS	RT	EXP RT	REL RT	RESPONSE	CONCENTRATIONS ON-COLUMN (ng)	FINAL (UG/KG)
	24 Methyl tert-butyl ether	73	Compound Not Detected.					
	25 trans-1,2-Dichloroethene	96	Compound Not Detected.					
	26 Hexane	86	Compound Not Detected.					
	28 1,1-Dichloroethane	63	Compound Not Detected.					
	29 tert-Butyl Alcohol	59	Compound Not Detected.					
	30 2-Butanone	43	Compound Not Detected.					
M	31 1,2-Dichloroethene (total)	96	Compound Not Detected.					
	32 cis-1,2-dichloroethene	96	Compound Not Detected.					
	33 2,2-Dichloropropane	77	Compound Not Detected.					
	34 Bromochloromethane	128	Compound Not Detected.					
	35 Chloroform	83	Compound Not Detected.					
	36 Tetrahydrofuran	42	Compound Not Detected.					
	37 1,1,1-Trichloroethane	97	Compound Not Detected.					
	38 1,1-Dichloropropene	75	Compound Not Detected.					
	39 Carbon Tetrachloride	117	Compound Not Detected.					
	40 1,2-Dichloroethane	62	Compound Not Detected.					
	41 Benzene	78	Compound Not Detected.					
	42 Trichloroethene	130	Compound Not Detected.					
	43 1,2-Dichloropropane	63	Compound Not Detected.					
	44 1,4-Dioxane	88	Compound Not Detected.					
	45 Dibromomethane	93	Compound Not Detected.					
	46 Bromodichloromethane	83	Compound Not Detected.					
	47 2-Chloroethyl vinyl ether	63	Compound Not Detected.					
	48 cis-1,3-Dichloropropene	75	Compound Not Detected.					
	49 4-Methyl-2-pentanone	43	Compound Not Detected.					
	50 Toluene	91	Compound Not Detected.					
	51 trans-1,3-Dichloropropene	75	Compound Not Detected.					
	52 Ethyl Methacrylate	69	Compound Not Detected.					
	53 1,1,2-Trichloroethane	97	Compound Not Detected.					
	54 1,3-Dichloropropane	76	Compound Not Detected.					
	55 Tetrachloroethene	164	Compound Not Detected.					
	56 2-Hexanone	43	Compound Not Detected.					
	57 Dibromochloromethane	129	Compound Not Detected.					
	58 1,2-Dibromoethane	107	Compound Not Detected.					
	59 Chlorobenzene	112	Compound Not Detected.					
	60 1,1,1,2-Tetrachloroethane	131	Compound Not Detected.					
	61 Ethylbenzene	106	Compound Not Detected.					
	62 m + p-Xylene	106	Compound Not Detected.					
M	63 Xylenes (total)	106	Compound Not Detected.					
	64 Xylene-o	106	Compound Not Detected.					
	65 Styrene	104	Compound Not Detected.					
	66 Bromoform	173	Compound Not Detected.					
	67 Isopropylbenzene	105	Compound Not Detected.					
	68 1,1,2,2-Tetrachloroethane	83	Compound Not Detected.					
	69 1,4-Dichloro-2-butene	53	Compound Not Detected.					
	70 1,2,3-Trichloropropane	110	Compound Not Detected.					
	71 Bromobenzene	156	Compound Not Detected.					
	72 n-Propylbenzene	120	Compound Not Detected.					
	73 2-Chlorotoluene	126	Compound Not Detected.					
	74 1,3,5-Trimethylbenzene	105	Compound Not Detected.					
	75 4-Chlorotoluene	126	Compound Not Detected.					
	76 tert-Butylbenzene	119	Compound Not Detected.					

77	1,2,4-Trimethylbenzene	105	Compound Not Detected.
78	sec-Butylbenzene	105	Compound Not Detected.

Data File: \\cansvr11\dd\chem\MSV\a3ux8a.i\M00302A.b\UX82680.D
Report Date: 03-Mar-2010 17:27

	Compounds	QUANT SIG MASS	RT	EXP RT	REL RT	RESPONSE	CONCENTRATIONS ON-COLUMN (ng)	FINAL (UG/KG)
79	4-Isopropyltoluene	119	9.987	9.989	(0.995)	14590	6.03469	1.207
80	1,3-Dichlorobenzene	146	Compound Not Detected.					
81	1,4-Dichlorobenzene	146	Compound Not Detected.					
82	n-Butylbenzene	91	Compound Not Detected.					
83	1,2-Dichlorobenzene	146	Compound Not Detected.					
84	1,2-Dibromo-3-chloropropane	157	Compound Not Detected.					
85	1,2,4-Trichlorobenzene	180	Compound Not Detected.					
86	Hexachlorobutadiene	225	Compound Not Detected.					
87	Naphthalene	128	Compound Not Detected.					
88	1,2,3-Trichlorobenzene	180	Compound Not Detected.					
98	Cyclohexane	56	4.846	4.848	(0.913)	2439	1.06303	0.2126
143	Methyl Acetate	43	Compound Not Detected.					
144	Methylcyclohexane	83	Compound Not Detected.					
141	1,3,5-Trichlorobenzene	180	Compound Not Detected.					

Data File: \\cansvr11\dd\chem\MSV\a3ux8a.i\M00302A.b\UX82680.D
Report Date: 03-Mar-2010 17:27

TestAmerica North Canton

INTERNAL STANDARD COMPOUNDS
AREA AND RT SUMMARY

Instrument ID: a3ux8a.i
Lab File ID: UX82680.D
Lab Smp Id: LV2D21AC
Analysis Type: VOA
Quant Type: ISTD
Operator: 402279
Calibration Date: 02-MAR-2010
Calibration Time: 18:46
Client Smp ID: B12SB-028-5087-SO
Level: LOW
Sample Type: SOIL
Method File: \\cansvr11\dd\chem\MSV\a3ux8a.i\M00302A.b\8260SUX8.m
Misc Info: M00302A,8260SUX8,1-8260.SUB,402279

		AREA LIMIT			
COMPOUND	STANDARD	LOWER	UPPER	SAMPLE	%DIFF
1 Fluorobenzene	973273	486637	1946546	997618	2.50
2 Chlorobenzene-d5	801069	400535	1602138	712851	-11.01
3 1,4-Dichlorobenze	427264	213632	854528	281702	-34.07

		RT LIMIT			
COMPOUND	STANDARD	LOWER	UPPER	SAMPLE	%DIFF
1 Fluorobenzene	5.30	4.80	5.80	5.31	0.08
2 Chlorobenzene-d5	7.85	7.35	8.35	7.85	-0.03
3 1,4-Dichlorobenze	10.04	9.54	10.54	10.04	-0.02

AREA UPPER LIMIT = +100% of internal standard area.
AREA LOWER LIMIT = - 50% of internal standard area.
RT UPPER LIMIT = + 0.50 minutes of internal standard RT.
RT LOWER LIMIT = - 0.50 minutes of internal standard RT.

Data File: \\cansvr11\dd\chem\MSV\a3ux8a.i\M00302A.b\UX82680.D
Date : 03-MAR-2010 01:54
Client ID: B12SB-028-5087-SO
Instrument: a3ux8a.i
Sample Info: LV2D21AC,5G/5ML
Purge Volume: 5.0
Operator: 402279
Column phase: DB624
Column diameter: 0.18

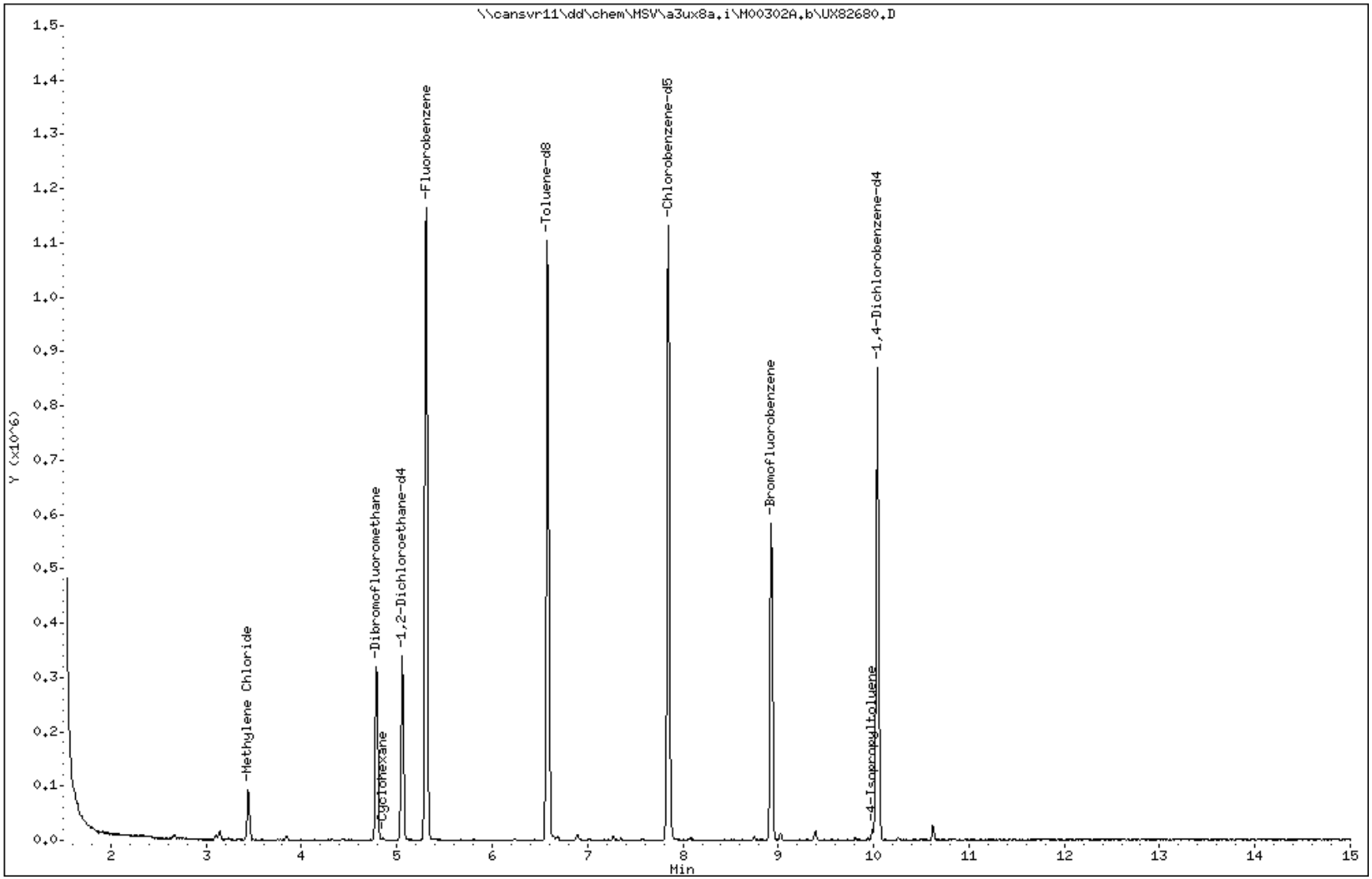

Data File: \\cansvr11\dd\chem\MSV\a3ux8a.i\M00302A.b\UX82680.D

Date : 03-MAR-2010 01:54

Client ID: B12SB-028-5087-SO | Instrument: a3ux8a.i

Sample Info: LV2D21AC,5G/5ML

Purge Volume: 5.0 | Operator: 402279

Column phase: DB624 | Column diameter: 0.18

21 Methylene Chloride | Concentration: 6.415 UG/KG

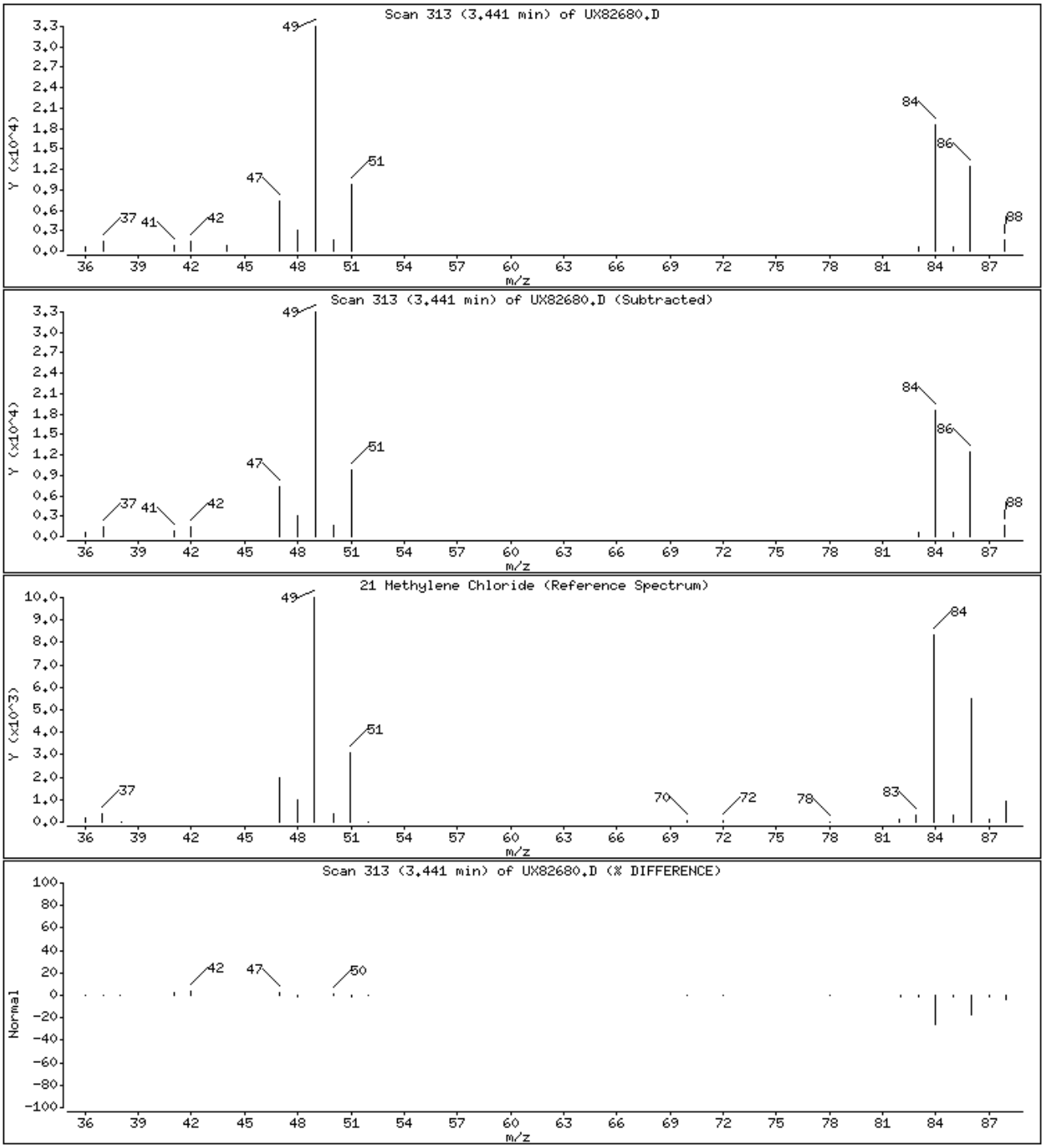

Data File: \\cansvr11\dd\chem\MSV\a3ux8a.i\M00302A.b\UX82680.D

Date : 03-MAR-2010 01:54

Client ID: B12SB-028-5087-SO | Instrument: a3ux8a.i

Sample Info: LV2D21AC,5G/5ML

Purge Volume: 5.0 | Operator: 402279

Column phase: DB624 | Column diameter: 0.18

79 4-Isopropyltoluene | Concentration: 1.207 UG/KG

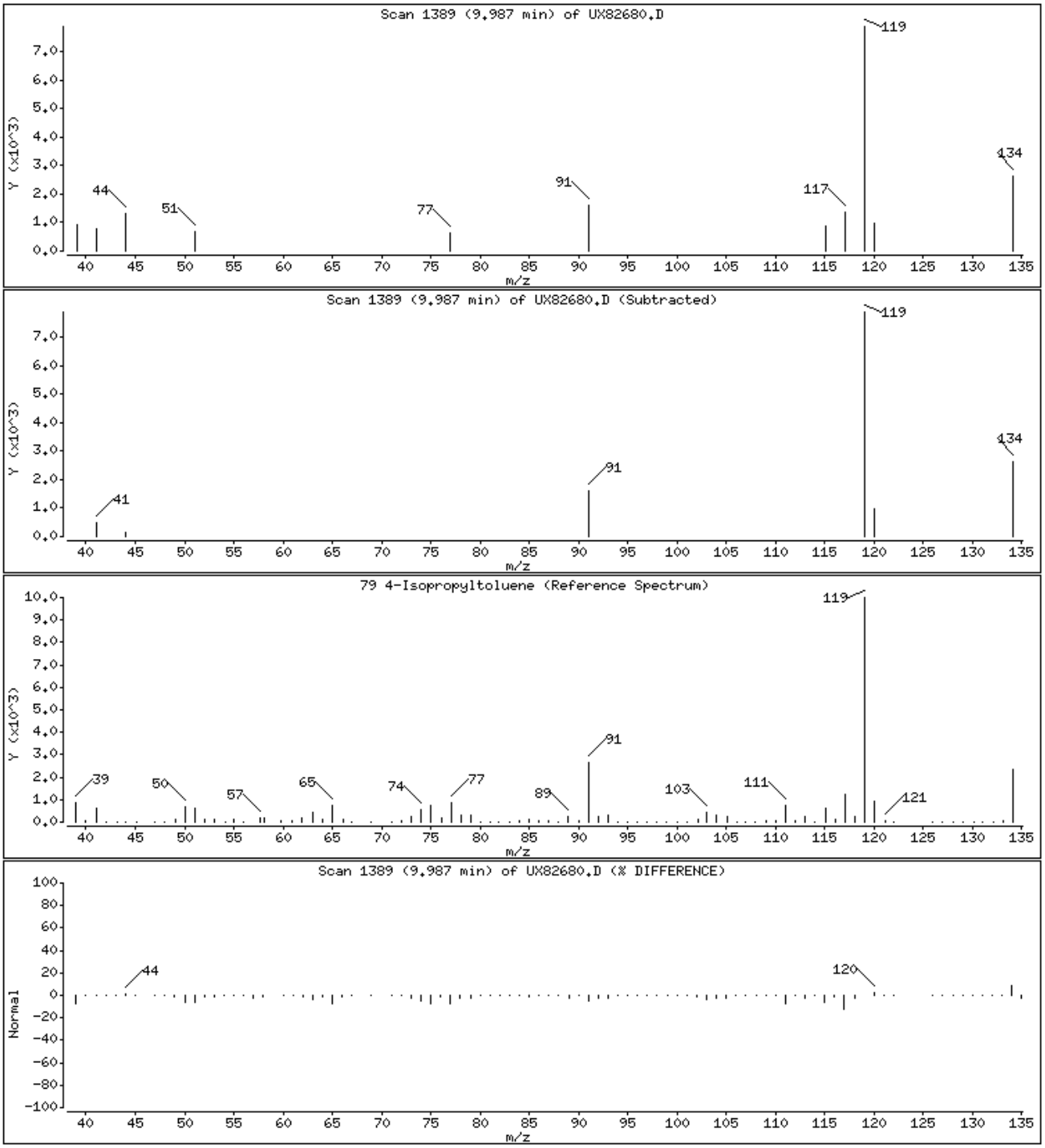

Data File: \\cansvr11\dd\chem\MSV\a3ux8a.i\M00302A.b\UX82680.D

Date : 03-MAR-2010 01:54

Client ID: B12SB-028-5087-SO | Instrument: a3ux8a.i

Sample Info: LV2D21AC,5G/5ML

Purge Volume: 5.0 | Operator: 402279

Column phase: DB624 | Column diameter: 0.18

98 Cyclohexane | Concentration: 0.2126 UG/KG

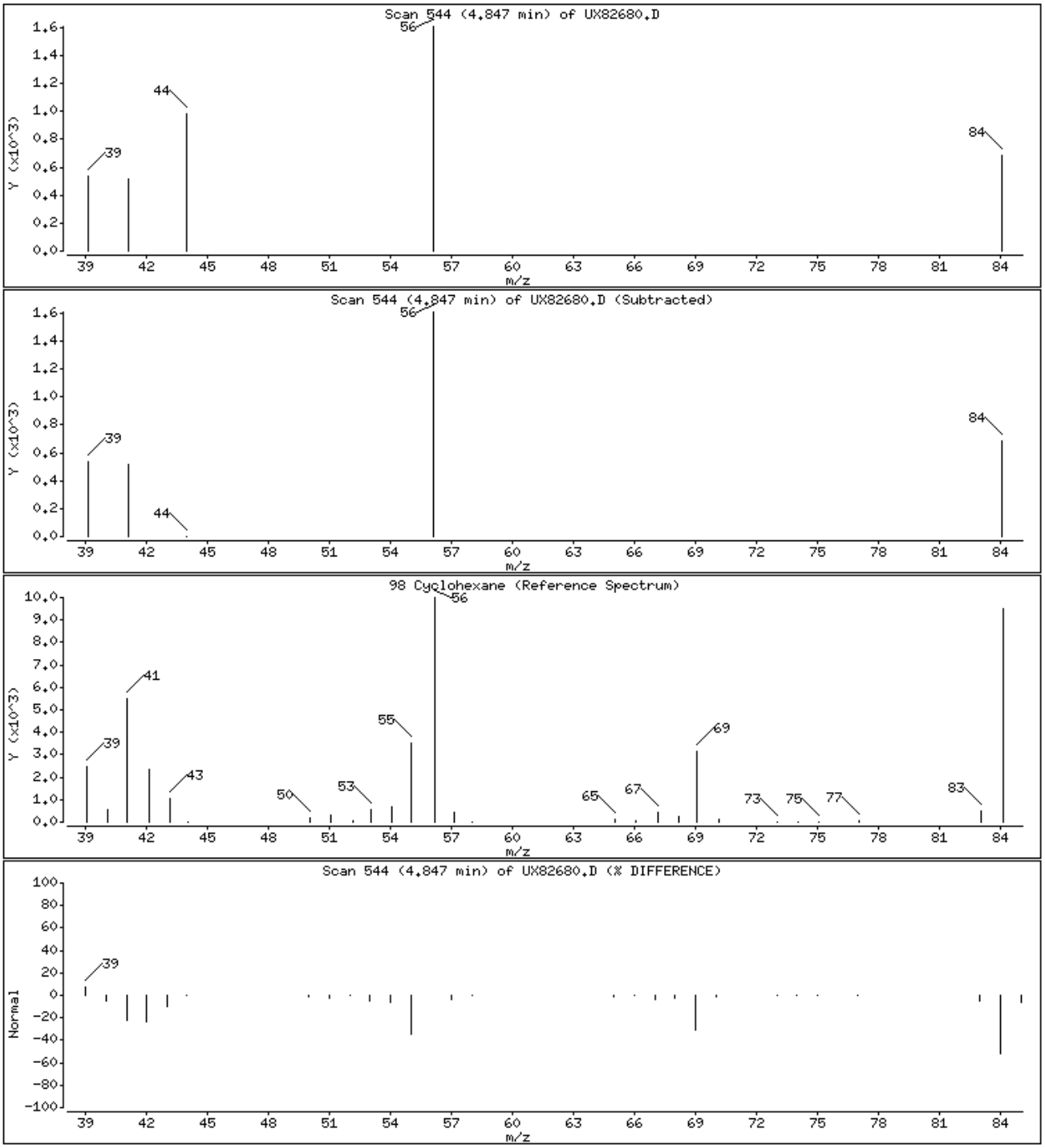

Science Applications International Corp

Client Sample ID: B12SB-028-5088-SO

GC/MS Volatiles

Lot-Sample #...: A0B240490-004 **Work Order #...:** LV2D51AN **Matrix.....:** SO
Date Sampled...: 02/23/10 10:45 **Date Received..:** 02/24/10
Prep Date.....: 03/03/10 **Analysis Date..:** 03/03/10
Prep Batch #...: 0062288
Dilution Factor: 1 **Initial Wgt/Vol:** 5 g **Final Wgt/Vol..:** 5 mL
% Moisture.....: 18 **Method.....:** SW846 8260B

PARAMETER	RESULT	REPORTING LIMIT	UNITS	MDL
Carbon tetrachloride	ND	6.1	ug/kg	0.45
Chlorobenzene	ND	6.1	ug/kg	0.40
Acetone	**28 B**	**24**	**ug/kg**	**7.7**
Benzene	ND	6.1	ug/kg	0.28
Bromochloromethane	ND	6.1	ug/kg	0.86
Bromodichloromethane	ND	6.1	ug/kg	0.34
Bromoform	ND	6.1	ug/kg	0.40
Bromomethane	ND	6.1	ug/kg	0.66
2-Butanone	**4.4 J,B**	**24**	**ug/kg**	**1.7**
Carbon disulfide	**0.80 J**	**6.1**	**ug/kg**	**0.53**
Dibromochloromethane	ND	6.1	ug/kg	0.67
Chloroethane	ND	6.1	ug/kg	1.0
Chloroform	ND	6.1	ug/kg	0.35
Chloromethane	ND	6.1	ug/kg	0.50
1,2-Dibromoethane	ND	6.1	ug/kg	0.61
1,1-Dichloroethane	ND	6.1	ug/kg	0.44
1,2-Dichloroethane	ND	6.1	ug/kg	0.41
1,1-Dichloroethene	ND	6.1	ug/kg	0.63
1,2-Dichloroethene (total)	ND	6.1	ug/kg	0.94
1,2-Dichloropropane	ND	6.1	ug/kg	0.84
cis-1,3-Dichloropropene	ND	6.1	ug/kg	0.41
trans-1,3-Dichloropropene	ND	6.1	ug/kg	0.66
Ethylbenzene	ND	6.1	ug/kg	0.32
2-Hexanone	ND	24	ug/kg	0.77
Methylene chloride	**8.0 B**	**6.1**	**ug/kg**	**0.81**
4-Methyl-2-pentanone	ND	24	ug/kg	0.66
Styrene	ND	6.1	ug/kg	0.18
1,1,2,2-Tetrachloroethane	ND	6.1	ug/kg	0.41
Tetrachloroethene	ND	6.1	ug/kg	0.63
Toluene	ND	6.1	ug/kg	0.33
1,1,1-Trichloroethane	ND	6.1	ug/kg	0.68
1,1,2-Trichloroethane	ND	6.1	ug/kg	0.47
Trichloroethene	ND	6.1	ug/kg	0.51
Vinyl chloride	ND	6.1	ug/kg	0.47
Xylenes (total)	ND	12	ug/kg	0.81

(Continued on next page)

Science Applications International Corp

Client Sample ID: B12SB-028-5088-SO

GC/MS Volatiles

Lot-Sample #...: A0B240490-004 **Work Order #...:** LV2D51AN **Matrix.....:** SO

SURROGATE	PERCENT RECOVERY	RECOVERY LIMITS
1,2-Dichloroethane-d4	91	(61 - 130)
Toluene-d8	88	(85 - 115)
4-Bromofluorobenzene	79 *	(85 - 120)
Dibromofluoromethane	90	(59 - 138)

NOTE(S):

* Surrogate recovery is outside stated control limits.

Results and reporting limits have been adjusted for dry weight.

B Method blank contamination. The associated method blank contains the target analyte at a reportable level.

J Estimated: The analyte was positively identified; the quanitation is estimated.

Data File: \\cansvr11\dd\chem\MSV\a3ux8a.i\M00302A.b\UX82681.D
Report Date: 03-Mar-2010 17:29

TestAmerica North Canton

VOLATILE REPORT SW-846 Method 8260A/8260B

Data file : \\cansvr11\dd\chem\MSV\a3ux8a.i\M00302A.b\UX82681.D
Lab Smp Id: LV2D51AN Client Smp ID: B12SB-028-5088-SO
Inj Date : 03-MAR-2010 02:16
Operator : 402279 Inst ID: a3ux8a.i
Smp Info : LV2D51AN,5G/5ML
Misc Info : M00302A,8260SUX8,1-8260.SUB,402279
Comment   :
Method   : \\cansvr11\dd\chem\MSV\a3ux8a.i\M00302A.b\8260SUX8.m
Meth Date : 02-Mar-2010 20:45 latat Quant Type: ISTD
Cal Date : 26-FEB-2010 20:40 Cal File: UX82639.D
Als bottle: 22
Dil Factor: 1.00000
Integrator: HP RTE Compound Sublist: 1-8260.SUB
Target Version: 4.14
Processing Host: CANSVR11

Concentration Formula: Amt * DF * 1/Vo * CpndVariable

Name	Value	Description
DF	1.000	Dilution Factor
Vo	5.000	Sample Volume
Va	100.000	Injection Volume
Cpnd Variable		Local Compound Variable

Compounds	QUANT SIG MASS	RT	EXP RT	REL RT	RESPONSE	CONCENTRATIONS ON-COLUMN (ng)	FINAL (UG/KG)
* 1 Fluorobenzene	96	5.305	5.304	(1.000)	987790	250.000	
* 2 Chlorobenzene-d5	117	7.848	7.847	(1.000)	759212	250.000	
* 3 1,4-Dichlorobenzene-d4	152	10.038	10.043	(1.000)	340469	250.000	
$ 4 Dibromofluoromethane	113	4.788	4.787	(0.903)	185210	224.348	44.870
$ 5 1,2-Dichloroethane-d4	65	5.056	5.055	(0.953)	236421	227.420	45.484
$ 6 Toluene-d8	98	6.583	6.582	(1.241)	737185	219.673	43.934
$ 7 Bromofluorobenzene	95	8.925	8.924	(1.137)	244840	197.643	39.529
8 Dichlorodifluoromethane	85	Compound Not Detected.					
9 Chloromethane	50	Compound Not Detected.					
10 Vinyl Chloride	62	Compound Not Detected.					
11 Bromomethane	94	Compound Not Detected.					
12 Chloroethane	64	Compound Not Detected.					
13 Trichlorofluoromethane	101	Compound Not Detected.					
15 Acrolein	56	Compound Not Detected.					
16 Acetone	43	3.097	3.102	(0.584)	77715	117.042	23.408
17 1,1-Dichloroethene	96	Compound Not Detected.					
18 Freon-113	151	Compound Not Detected.					
19 Iodomethane	142	Compound Not Detected.					
20 Carbon Disulfide	76	3.237	3.230	(0.610)	6564	3.31021	0.6620
21 Methylene Chloride	84	3.444	3.443	(0.649)	32522	32.8573	6.571

22 Acetonitrile	41	3.340	3.333 (0.630)	6062	34.2696	6.854
23 Acrylonitrile	53	Compound Not Detected.				

Data File: \\cansvr11\dd\chem\MSV\a3ux8a.i\M00302A.b\UX82681.D
Report Date: 03-Mar-2010 17:29

	Compounds	QUANT SIG MASS	RT	EXP RT	REL RT	RESPONSE	CONCENTRATIONS ON-COLUMN (ng)	CONCENTRATIONS FINAL (UG/KG)
	24 Methyl tert-butyl ether	73	Compound Not Detected.					
	25 trans-1,2-Dichloroethene	96	Compound Not Detected.					
	26 Hexane	86	Compound Not Detected.					
	28 1,1-Dichloroethane	63	Compound Not Detected.					
	29 tert-Butyl Alcohol	59	Compound Not Detected.					
	30 2-Butanone	43	4.435	4.428	(0.836)	14550	18.2127	3.642
M	31 1,2-Dichloroethene (total)	96	Compound Not Detected.					
	32 cis-1,2-dichloroethene	96	Compound Not Detected.					
	33 2,2-Dichloropropane	77	Compound Not Detected.					
	34 Bromochloromethane	128	Compound Not Detected.					
	35 Chloroform	83	Compound Not Detected.					
	36 Tetrahydrofuran	42	Compound Not Detected.					
	37 1,1,1-Trichloroethane	97	Compound Not Detected.					
	38 1,1-Dichloropropene	75	Compound Not Detected.					
	39 Carbon Tetrachloride	117	Compound Not Detected.					
	40 1,2-Dichloroethane	62	Compound Not Detected.					
	41 Benzene	78	Compound Not Detected.					
	42 Trichloroethene	130	Compound Not Detected.					
	43 1,2-Dichloropropane	63	Compound Not Detected.					
	44 1,4-Dioxane	88	Compound Not Detected.					
	45 Dibromomethane	93	Compound Not Detected.					
	46 Bromodichloromethane	83	Compound Not Detected.					
	47 2-Chloroethyl vinyl ether	63	Compound Not Detected.					
	48 cis-1,3-Dichloropropene	75	Compound Not Detected.					
	49 4-Methyl-2-pentanone	43	Compound Not Detected.					
	50 Toluene	91	6.638	6.637	(0.846)	4537	1.17712	0.2354
	51 trans-1,3-Dichloropropene	75	Compound Not Detected.					
	52 Ethyl Methacrylate	69	Compound Not Detected.					
	53 1,1,2-Trichloroethane	97	Compound Not Detected.					
	54 1,3-Dichloropropane	76	Compound Not Detected.					
	55 Tetrachloroethene	164	Compound Not Detected.					
	56 2-Hexanone	43	Compound Not Detected.					
	57 Dibromochloromethane	129	Compound Not Detected.					
	58 1,2-Dibromoethane	107	Compound Not Detected.					
	59 Chlorobenzene	112	Compound Not Detected.					
	60 1,1,1,2-Tetrachloroethane	131	Compound Not Detected.					
	61 Ethylbenzene	106	Compound Not Detected.					
	62 m + p-Xylene	106	Compound Not Detected.					
M	63 Xylenes (total)	106	Compound Not Detected.					
	64 Xylene-o	106	Compound Not Detected.					
	65 Styrene	104	Compound Not Detected.					
	66 Bromoform	173	Compound Not Detected.					
	67 Isopropylbenzene	105	Compound Not Detected.					
	68 1,1,2,2-Tetrachloroethane	83	Compound Not Detected.					
	69 1,4-Dichloro-2-butene	53	Compound Not Detected.					
	70 1,2,3-Trichloropropane	110	Compound Not Detected.					
	71 Bromobenzene	156	Compound Not Detected.					
	72 n-Propylbenzene	120	Compound Not Detected.					
	73 2-Chlorotoluene	126	Compound Not Detected.					
	74 1,3,5-Trimethylbenzene	105	Compound Not Detected.					
	75 4-Chlorotoluene	126	Compound Not Detected.					
	76 tert-Butylbenzene	119	Compound Not Detected.					

77	1,2,4-Trimethylbenzene	105	Compound Not Detected.
78	sec-Butylbenzene	105	Compound Not Detected.

Data File: \\cansvr11\dd\chem\MSV\a3ux8a.i\M00302A.b\UX82681.D
Report Date: 03-Mar-2010 17:29

	Compounds	QUANT SIG MASS	RT	EXP RT	REL RT	RESPONSE	CONCENTRATIONS ON-COLUMN (ng)	CONCENTRATIONS FINAL (UG/KG)
79	4-Isopropyltoluene	119	Compound Not Detected.					
80	1,3-Dichlorobenzene	146	Compound Not Detected.					
81	1,4-Dichlorobenzene	146	Compound Not Detected.					
82	n-Butylbenzene	91	Compound Not Detected.					
83	1,2-Dichlorobenzene	146	Compound Not Detected.					
84	1,2-Dibromo-3-chloropropane	157	Compound Not Detected.					
85	1,2,4-Trichlorobenzene	180	Compound Not Detected.					
86	Hexachlorobutadiene	225	Compound Not Detected.					
87	Naphthalene	128	Compound Not Detected.					
88	1,2,3-Trichlorobenzene	180	Compound Not Detected.					
98	Cyclohexane	56	4.843	4.848	(0.913)	3177	1.39846	0.2797
143	Methyl Acetate	43	Compound Not Detected.					
144	Methylcyclohexane	83	Compound Not Detected.					
141	1,3,5-Trichlorobenzene	180	Compound Not Detected.					

Data File: \\cansvr11\dd\chem\MSV\a3ux8a.i\M00302A.b\UX82681.D
Report Date: 03-Mar-2010 17:29

TestAmerica North Canton

INTERNAL STANDARD COMPOUNDS
AREA AND RT SUMMARY

Instrument ID: a3ux8a.i
Lab File ID: UX82681.D
Lab Smp Id: LV2D51AN
Analysis Type: VOA
Quant Type: ISTD
Operator: 402279
Method File: \\cansvr11\dd\chem\MSV\a3ux8a.i\M00302A.b\8260SUX8.m
Misc Info: M00302A,8260SUX8,1-8260.SUB,402279

Calibration Date: 02-MAR-2010
Calibration Time: 18:46
Client Smp ID: B12SB-028-5088-SO
Level: LOW
Sample Type: SOIL

		AREA LIMIT			
COMPOUND	STANDARD	LOWER	UPPER	SAMPLE	%DIFF
1 Fluorobenzene	973273	486637	1946546	987790	1.49
2 Chlorobenzene-d5	801069	400535	1602138	759212	-5.23
3 1,4-Dichlorobenze	427264	213632	854528	340469	-20.31

		RT LIMIT			
COMPOUND	STANDARD	LOWER	UPPER	SAMPLE	%DIFF
1 Fluorobenzene	5.30	4.80	5.80	5.31	0.02
2 Chlorobenzene-d5	7.85	7.35	8.35	7.85	0.01
3 1,4-Dichlorobenze	10.04	9.54	10.54	10.04	-0.05

AREA UPPER LIMIT = +100% of internal standard area.
AREA LOWER LIMIT = - 50% of internal standard area.
RT UPPER LIMIT = + 0.50 minutes of internal standard RT.
RT LOWER LIMIT = - 0.50 minutes of internal standard RT.

Data File: \\cansvr11\dd\chem\MSV\a3ux8a.i\M00302A.b\UX82681.D
Date : 03-MAR-2010 02:16
Client ID: B12SB-028-5088-SO
Instrument: a3ux8a.i
Sample Info: LV2D51AN,5G/5ML
Purge Volume: 5.0
Operator: 402279
Column phase: DB624
Column diameter: 0.18

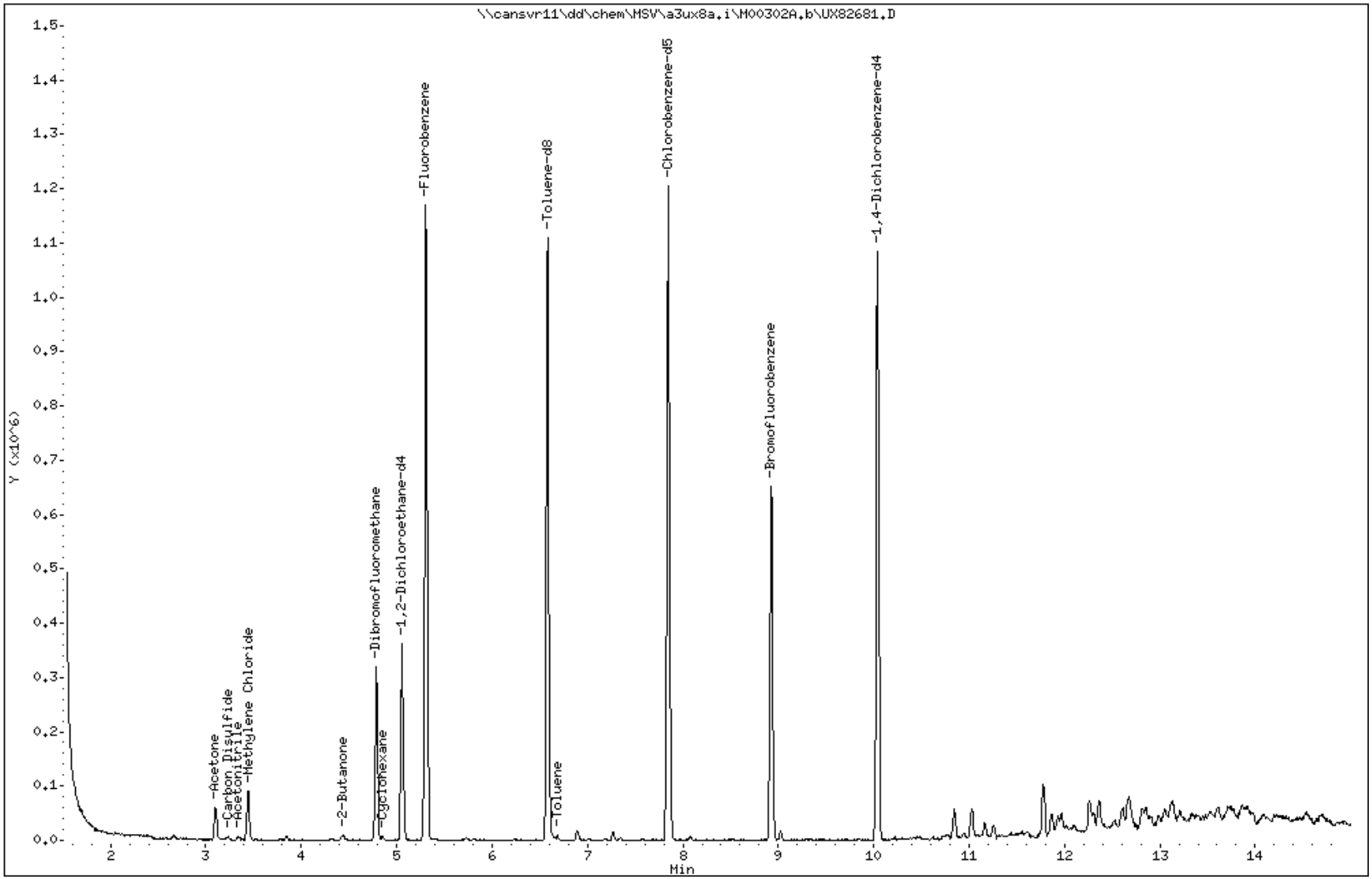

Data File: \\cansvr11\dd\chem\MSV\a3ux8a.i\M00302A.b\UX82681.D

Date : 03-MAR-2010 02:16

Client ID: B12SB-028-5088-SO | Instrument: a3ux8a.i

Sample Info: LV2D51AN,5G/5ML

Purge Volume: 5.0 | Operator: 402279

Column phase: DB624 | Column diameter: 0.18

16 Acetone | Concentration: 23.408 UG/KG

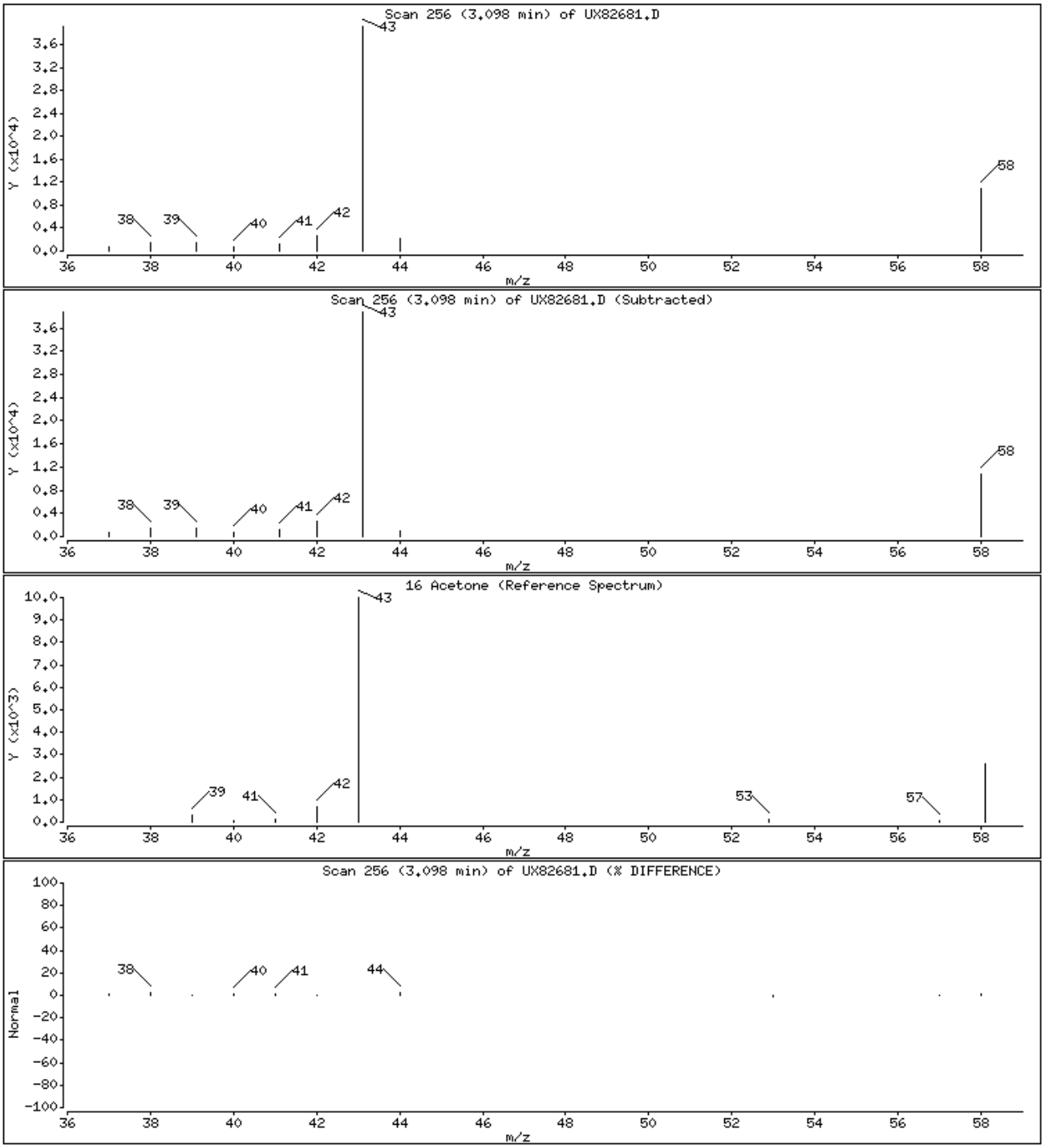

Data File: \\cansvr11\dd\chem\MSV\a3ux8a.i\M00302A.b\UX82681.D

Date : 03-MAR-2010 02:16

Client ID: B12SB-028-5088-SO | Instrument: a3ux8a.i

Sample Info: LV2D51AN,5G/5ML

Purge Volume: 5.0 | Operator: 402279

Column phase: DB624 | Column diameter: 0.18

20 Carbon Disulfide | Concentration: 0.6620 UG/KG

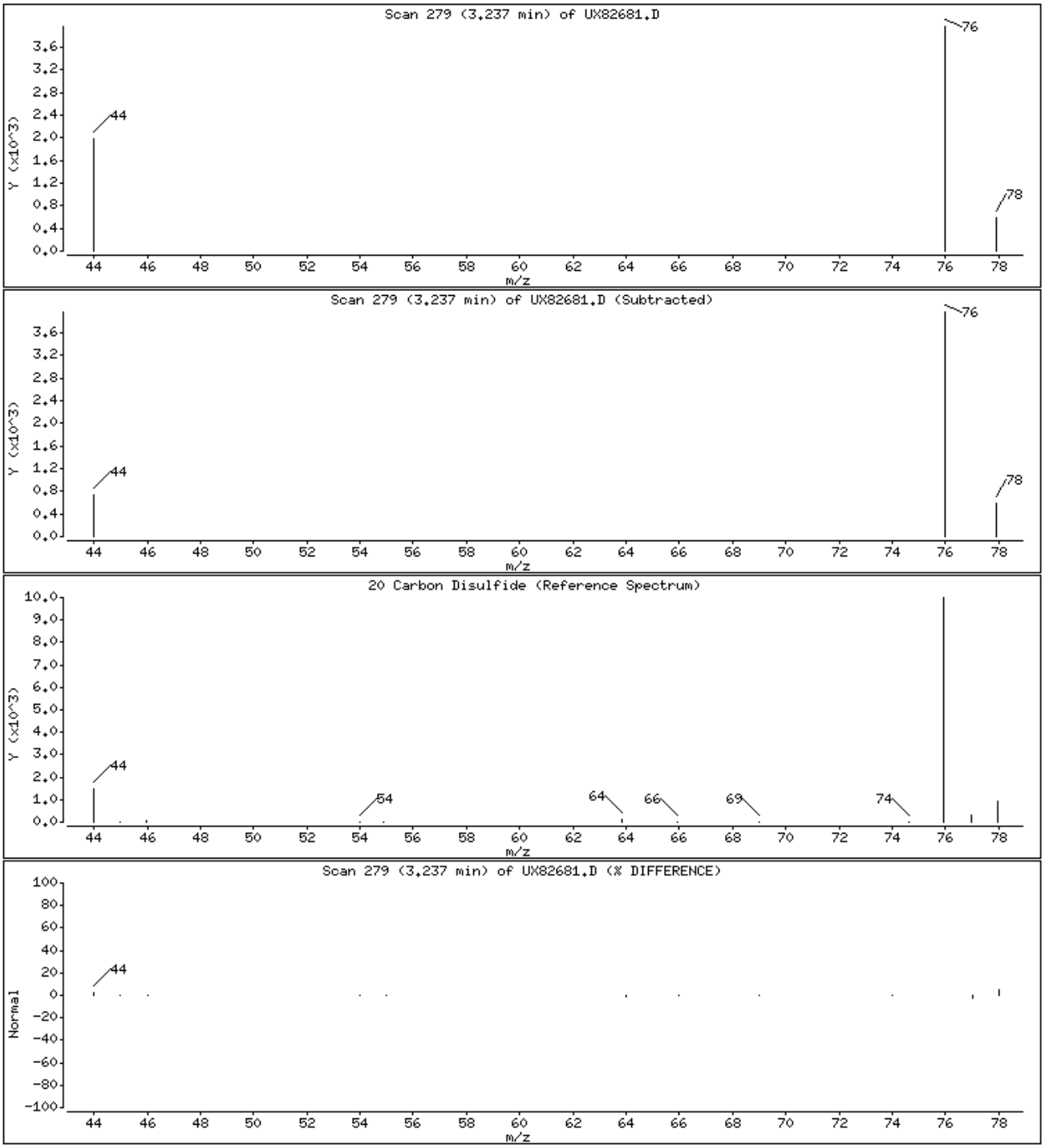

Data File: \\cansvr11\dd\chem\MSV\a3ux8a.i\M00302A.b\UX82681.D

Date : 03-MAR-2010 02:16

Client ID: B12SB-028-5088-SO | Instrument: a3ux8a.i

Sample Info: LV2D51AN,5G/5ML

Purge Volume: 5.0 | Operator: 402279

Column phase: DB624 | Column diameter: 0.18

21 Methylene Chloride | Concentration: 6.571 UG/KG

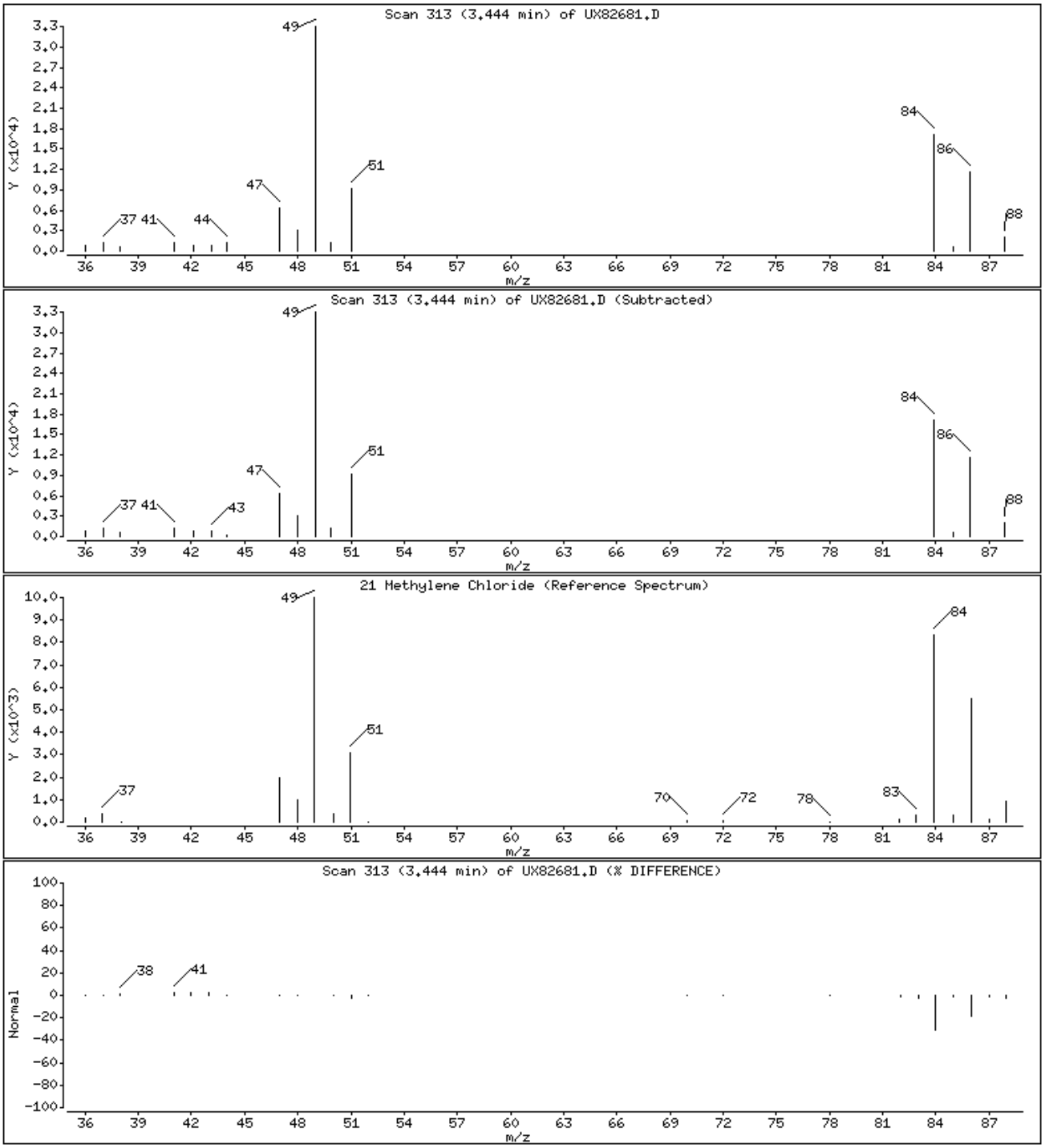

Data File: \\cansvr11\dd\chem\MSV\a3ux8a.i\M00302A.b\UX82681.D

Date : 03-MAR-2010 02:16

Client ID: B12SB-028-5088-SO

Instrument: a3ux8a.i

Sample Info: LV2D51AN,5G/5ML

Purge Volume: 5.0

Operator: 402279

Column phase: DB624

Column diameter: 0.18

22 Acetonitrile

Concentration: 6.854 UG/KG

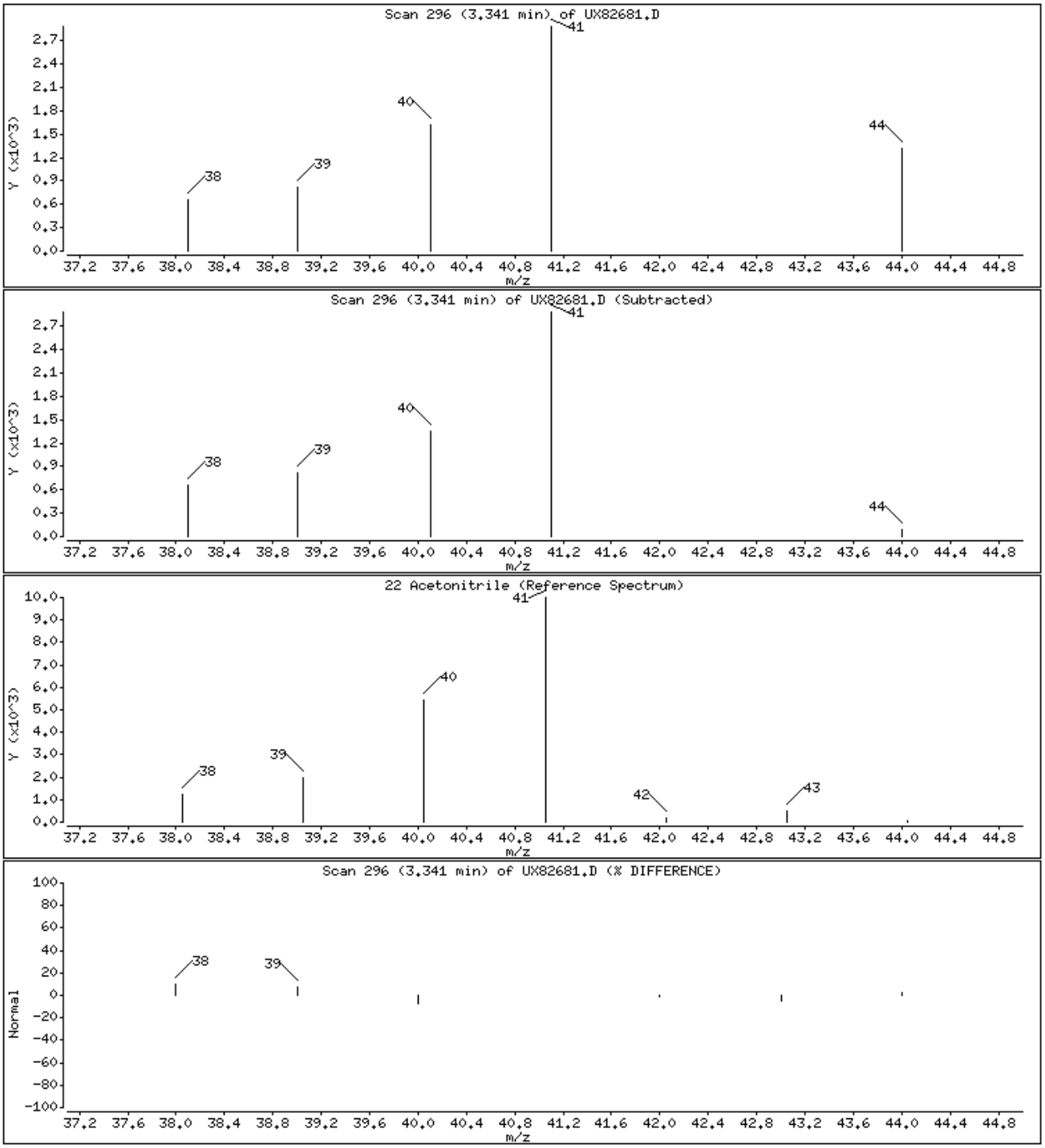

Data File: \\cansvr11\dd\chem\MSV\a3ux8a.i\M00302A.b\UX82681.D

Date : 03-MAR-2010 02:16

Client ID: B12SB-028-5088-SO

Instrument: a3ux8a.i

Sample Info: LV2D51AN,5G/5ML

Purge Volume: 5.0

Operator: 402279

Column phase: DB624

Column diameter: 0.18

30 2-Butanone

Concentration: 3.642 UG/KG

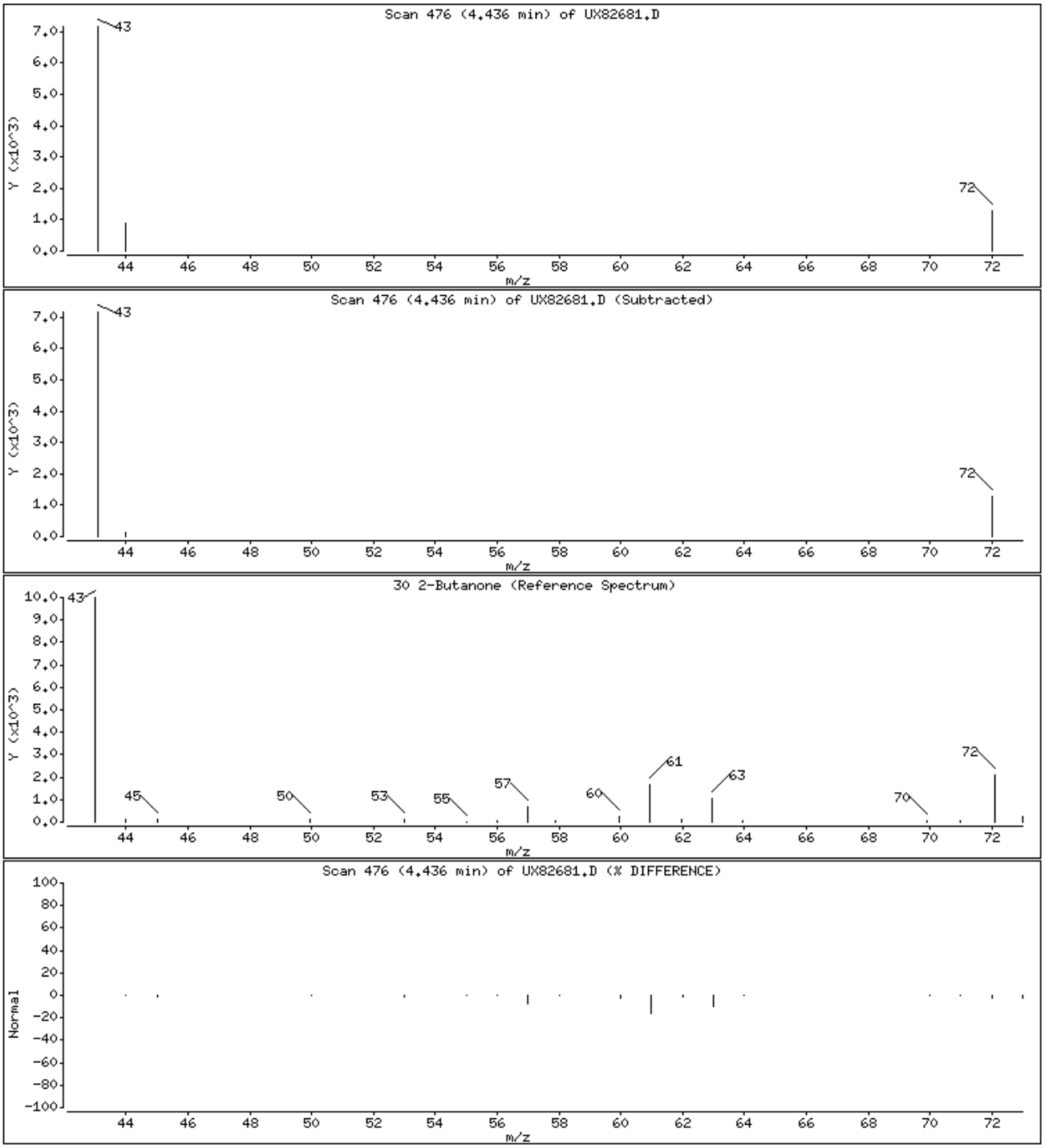

Data File: \\cansvr11\dd\chem\MSV\a3ux8a.i\M00302A.b\UX82681.D

Date : 03-MAR-2010 02:16

Client ID: B12SB-028-5088-SO

Instrument: a3ux8a.i

Sample Info: LV2D51AN,5G/5ML

Purge Volume: 5.0

Operator: 402279

Column phase: DB624

Column diameter: 0.18

50 Toluene

Concentration: 0.2354 UG/KG

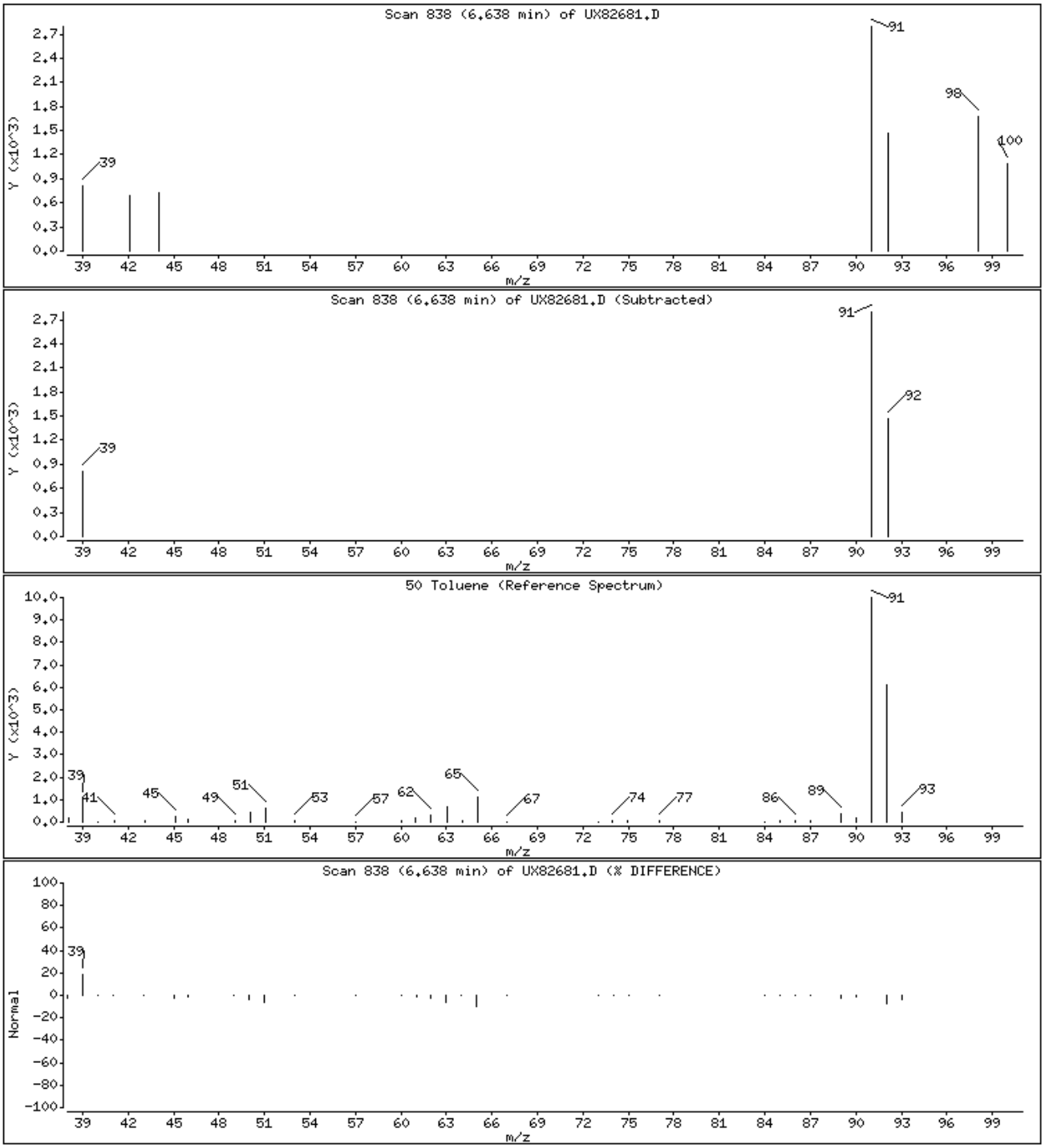

Data File: \\cansvr11\dd\chem\MSV\a3ux8a.i\M00302A.b\UX82681.D

Date : 03-MAR-2010 02:16

Client ID: B12SB-028-5088-SO

Instrument: a3ux8a.i

Sample Info: LV2D51AN,5G/5ML

Purge Volume: 5.0

Operator: 402279

Column phase: DB624

Column diameter: 0.18

98 Cyclohexane

Concentration: 0.2797 UG/KG

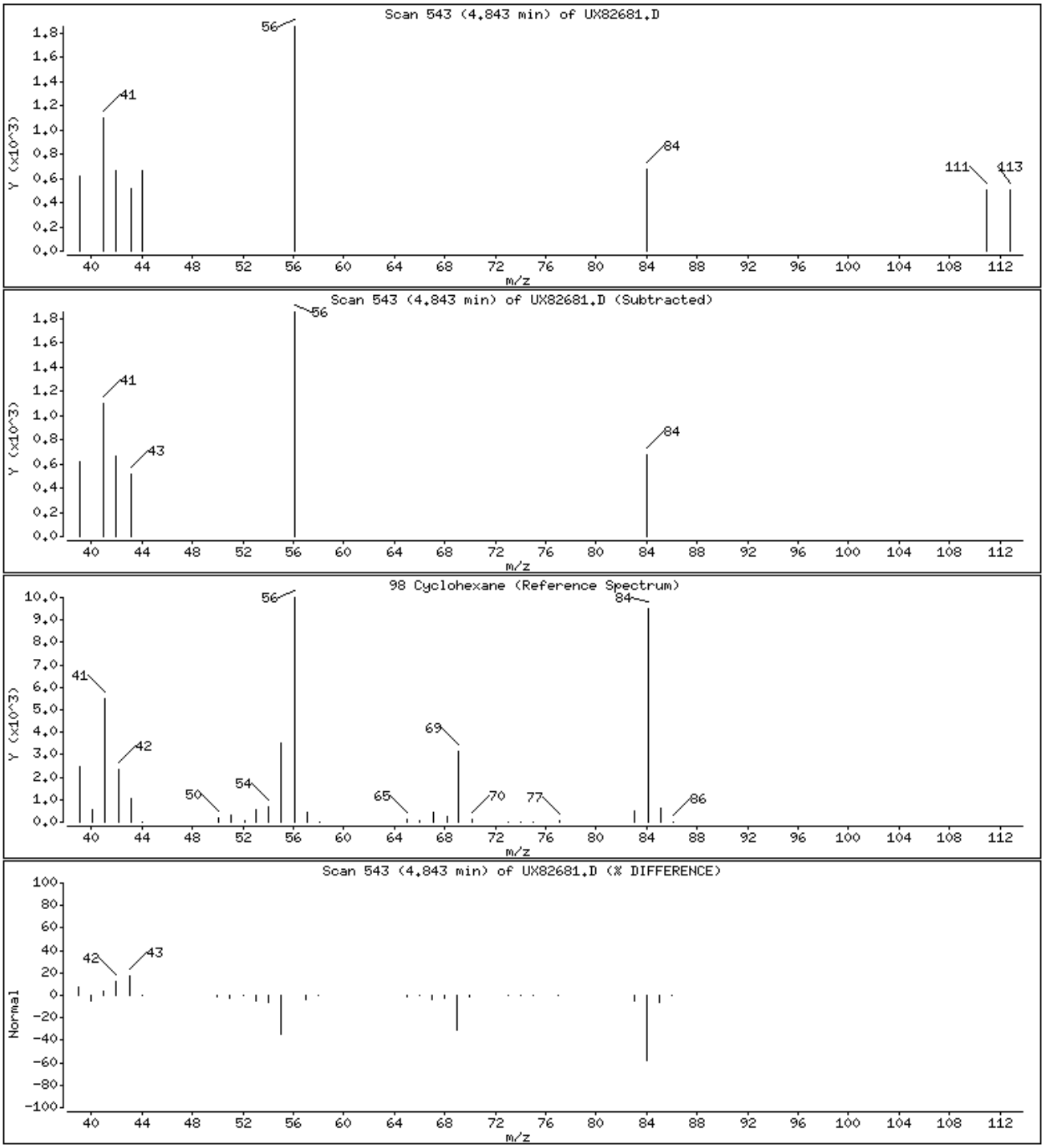

Science Applications International Corp

Client Sample ID: CPCSS-039-5017-SO

GC/MS Volatiles

Lot-Sample #...: A0B240490-016 **Work Order #...:** LV2FH1AC **Matrix.....:** SO
Date Sampled...: 02/23/10 11:50 **Date Received..:** 02/24/10
Prep Date.....: 03/01/10 **Analysis Date..:** 03/01/10
Prep Batch #...: 0061193
Dilution Factor: 1 **Initial Wgt/Vol:** 5 g **Final Wgt/Vol..:** 5 mL
% Moisture.....: 20 **Method.....:** SW846 8260B

PARAMETER	RESULT	REPORTING LIMIT	UNITS	MDL
Carbon tetrachloride	ND	6.3	ug/kg	0.46
Chlorobenzene	ND	6.3	ug/kg	0.41
Acetone	ND	25	ug/kg	7.9
Benzene	ND	6.3	ug/kg	0.29
Bromochloromethane	ND	6.3	ug/kg	0.89
Bromodichloromethane	ND	6.3	ug/kg	0.35
Bromoform	ND	6.3	ug/kg	0.41
Bromomethane	ND	6.3	ug/kg	0.68
2-Butanone	ND	25	ug/kg	1.8
Carbon disulfide	ND	6.3	ug/kg	0.55
Dibromochloromethane	ND	6.3	ug/kg	0.69
Chloroethane	ND	6.3	ug/kg	1.1
Chloroform	ND	6.3	ug/kg	0.36
Chloromethane	ND	6.3	ug/kg	0.52
1,2-Dibromoethane	ND	6.3	ug/kg	0.63
1,1-Dichloroethane	ND	6.3	ug/kg	0.45
1,2-Dichloroethane	ND	6.3	ug/kg	0.43
1,1-Dichloroethene	ND	6.3	ug/kg	0.65
1,2-Dichloroethene (total)	ND	6.3	ug/kg	0.97
1,2-Dichloropropane	ND	6.3	ug/kg	0.87
cis-1,3-Dichloropropene	ND	6.3	ug/kg	0.43
trans-1,3-Dichloropropene	ND	6.3	ug/kg	0.68
Ethylbenzene	ND	6.3	ug/kg	0.33
2-Hexanone	ND	25	ug/kg	0.79
Methylene chloride	ND	6.3	ug/kg	0.84
4-Methyl-2-pentanone	ND	25	ug/kg	0.68
Styrene	ND	6.3	ug/kg	0.19
1,1,2,2-Tetrachloroethane	ND	6.3	ug/kg	0.43
Tetrachloroethene	ND	6.3	ug/kg	0.65
Toluene	ND	6.3	ug/kg	0.34
1,1,1-Trichloroethane	ND	6.3	ug/kg	0.70
1,1,2-Trichloroethane	ND	6.3	ug/kg	0.49
Trichloroethene	ND	6.3	ug/kg	0.53
Vinyl chloride	ND	6.3	ug/kg	0.49
Xylenes (total)	ND	13	ug/kg	0.84

(Continued on next page)

Science Applications International Corp

Client Sample ID: CPCSS-039-5017-SO

GC/MS Volatiles

Lot-Sample #...: A0B240490-016 **Work Order #...:** LV2FH1AC **Matrix.....:** SO

SURROGATE	PERCENT RECOVERY	RECOVERY LIMITS
1,2-Dichloroethane-d4	99	(61 - 130)
Toluene-d8	97	(85 - 115)
4-Bromofluorobenzene	107	(85 - 120)
Dibromofluoromethane	99	(59 - 138)

NOTE(S):

Results and reporting limits have been adjusted for dry weight.

Data File: \\cansvr11\dd\chem\MSV\a3ux14.i\R00301B.b\148270.D
Report Date: 02-Mar-2010 09:29

TestAmerica North Canton

VOLATILE REPORT SW-846 Method 8260A/8260B

Data file : \\cansvr11\dd\chem\MSV\a3ux14.i\R00301B.b\148270.D
Lab Smp Id: LV2FH1AC Client Smp ID: CPCSS-039-5017-SO
Inj Date : 01-MAR-2010 20:58
Operator : 2807 Inst ID: a3ux14.i
Smp Info : LV2FH1AC,5G/5ML
Misc Info : R00301B,8260SUX14,,2807
Comment :
Method : \\cansvr11\dd\chem\MSV\a3ux14.i\R00301B.b\8260SUX14.m
Meth Date : 01-Mar-2010 14:04 macenczaks Quant Type: ISTD
Cal Date : 14-JAN-2010 15:16 Cal File: 147364.D
Als bottle: 24
Dil Factor: 1.00000
Integrator: HP RTE Compound Sublist: 4-8260+IX.sub
Target Version: 4.14
Processing Host: CANSVR11

Concentration Formula: Amt * DF * 1/Vo * CpndVariable

Name	Value	Description
DF	1.000	Dilution Factor
Vo	5.000	Sample Volume
Va	100.000	Injection Volume
Cpnd Variable		Local Compound Variable

Compounds	QUANT SIG MASS	RT	EXP RT	REL RT	RESPONSE	CONCENTRATIONS ON-COLUMN (ng)	FINAL (UG/KG)
* 1 Fluorobenzene	96	6.599	6.599	(1.000)	1184327	250.000	
* 2 Chlorobenzene-d5	117	9.333	9.332	(1.000)	908696	250.000	
* 3 1,4-Dichlorobenzene-d4	152	11.309	11.309	(1.000)	447423	250.000	
$ 4 Dibromofluoromethane	113	5.901	5.901	(0.894)	324329	248.569	49.714
$ 5 1,2-Dichloroethane-d4	65	6.244	6.244	(0.946)	331396	247.727	49.545
$ 6 Toluene-d8	98	8.090	8.090	(0.867)	1195451	242.673	48.534
$ 7 Bromofluorobenzene	95	10.327	10.326	(0.913)	443568	267.369	53.474
8 Dichlorodifluoromethane	85	Compound Not Detected.					
9 Chloromethane	50	Compound Not Detected.					
10 Vinyl Chloride	62	Compound Not Detected.					
11 Bromomethane	94	Compound Not Detected.					
12 Chloroethane	64	Compound Not Detected.					
13 Trichlorofluoromethane	101	Compound Not Detected.					
15 Acrolein	56	Compound Not Detected.					
16 Acetone	43	Compound Not Detected.					
17 1,1-Dichloroethene	96	Compound Not Detected.					
18 Freon-113	151	Compound Not Detected.					
19 Iodomethane	142	Compound Not Detected.					
20 Carbon Disulfide	76	Compound Not Detected.					
21 Methylene Chloride	84	Compound Not Detected.					

22	Acetonitrile	41	Compound Not Detected.
23	Acrylonitrile	53	Compound Not Detected.

Data File: \\cansvr11\dd\chem\MSV\a3ux14.i\R00301B.b\148270.D
Report Date: 02-Mar-2010 09:29

	Compounds	QUANT SIG MASS	RT	EXP RT	REL RT	RESPONSE	CONCENTRATIONS ON-COLUMN (ng)	FINAL (UG/KG)
	24 Methyl tert-butyl ether	73	Compound Not Detected.					
	25 trans-1,2-Dichloroethene	96	Compound Not Detected.					
	26 Hexane	86	Compound Not Detected.					
	27 Vinyl acetate	43	Compound Not Detected.					
	154 Vinyl Acetate**2nd**	86	Compound Not Detected.					
	28 1,1-Dichloroethane	63	Compound Not Detected.					
	29 tert-Butyl Alcohol	59	Compound Not Detected.					
	30 2-Butanone	43	Compound Not Detected.					
M	31 1,2-Dichloroethene (total)	96	Compound Not Detected.					
	32 cis-1,2-dichloroethene	96	Compound Not Detected.					
	33 2,2-Dichloropropane	77	Compound Not Detected.					
	34 Bromochloromethane	128	Compound Not Detected.					
	35 Chloroform	83	Compound Not Detected.					
	36 Tetrahydrofuran	42	Compound Not Detected.					
	37 1,1,1-Trichloroethane	97	Compound Not Detected.					
	38 1,1-Dichloropropene	75	Compound Not Detected.					
	39 Carbon Tetrachloride	117	Compound Not Detected.					
	40 1,2-Dichloroethane	62	Compound Not Detected.					
	41 Benzene	78	Compound Not Detected.					
	42 Trichloroethene	130	Compound Not Detected.					
	43 1,2-Dichloropropane	63	Compound Not Detected.					
	44 1,4-Dioxane	88	Compound Not Detected.					
	45 Dibromomethane	93	Compound Not Detected.					
	46 Bromodichloromethane	83	Compound Not Detected.					
	47 2-Chloroethyl vinyl ether	63	Compound Not Detected.					
	48 cis-1,3-Dichloropropene	75	Compound Not Detected.					
	49 4-Methyl-2-pentanone	43	Compound Not Detected.					
	50 Toluene	91	8.149	8.149	(0.873)	6228	1.16040	0.2321
	51 trans-1,3-Dichloropropene	75	Compound Not Detected.					
	52 Ethyl Methacrylate	69	Compound Not Detected.					
	53 1,1,2-Trichloroethane	97	Compound Not Detected.					
	54 1,3-Dichloropropane	76	Compound Not Detected.					
	55 Tetrachloroethene	164	Compound Not Detected.					
	56 2-Hexanone	43	Compound Not Detected.					
	57 Dibromochloromethane	129	Compound Not Detected.					
	58 1,2-Dibromoethane	107	Compound Not Detected.					
	59 Chlorobenzene	112	Compound Not Detected.					
	60 1,1,1,2-Tetrachloroethane	131	Compound Not Detected.					
	61 Ethylbenzene	106	Compound Not Detected.					
	62 m + p-Xylene	106	Compound Not Detected.					
M	63 Xylenes (total)	106	Compound Not Detected.					
	64 Xylene-o	106	Compound Not Detected.					
	65 Styrene	104	Compound Not Detected.					
	66 Bromoform	173	Compound Not Detected.					
	67 Isopropylbenzene	105	Compound Not Detected.					
	68 1,1,2,2-Tetrachloroethane	83	Compound Not Detected.					
	69 1,4-Dichloro-2-butene	53	Compound Not Detected.					
	70 1,2,3-Trichloropropane	110	Compound Not Detected.					
	71 Bromobenzene	156	Compound Not Detected.					
	72 n-Propylbenzene	120	Compound Not Detected.					
	73 2-Chlorotoluene	126	Compound Not Detected.					
	74 1,3,5-Trimethylbenzene	105	Compound Not Detected.					

75	4-Chlorotoluene	126	Compound Not Detected.
76	tert-Butylbenzene	119	Compound Not Detected.

Data File: \\cansvr11\dd\chem\MSV\a3ux14.i\R00301B.b\148270.D
Report Date: 02-Mar-2010 09:29

	Compounds	QUANT SIG MASS	RT	EXP RT	REL RT	RESPONSE	CONCENTRATIONS ON-COLUMN (ng)	FINAL (UG/KG)
77	1,2,4-Trimethylbenzene	105	Compound Not Detected.					
78	sec-Butylbenzene	105	Compound Not Detected.					
79	4-Isopropyltoluene	119	Compound Not Detected.					
80	1,3-Dichlorobenzene	146	Compound Not Detected.					
81	1,4-Dichlorobenzene	146	Compound Not Detected.					
82	n-Butylbenzene	91	Compound Not Detected.					
83	1,2-Dichlorobenzene	146	Compound Not Detected.					
84	1,2-Dibromo-3-chloropropane	157	Compound Not Detected.					
85	1,2,4-Trichlorobenzene	180	Compound Not Detected.					
86	Hexachlorobutadiene	225	Compound Not Detected.					
87	Naphthalene	128	Compound Not Detected.					
88	1,2,3-Trichlorobenzene	180	Compound Not Detected.					
146	2-Methylnaphthalene	142	Compound Not Detected.					
89	Ethyl Ether	59	Compound Not Detected.					
91	3-Chloropropene	76	Compound Not Detected.					
92	Isopropyl Ether	87	Compound Not Detected.					
93	2-Chloro-1,3-butadiene	53	Compound Not Detected.					
14	Dichlorofluoromethane	67	Compound Not Detected.					
94	Propionitrile	54	Compound Not Detected.					
95	Ethyl Acetate	43	Compound Not Detected.					
96	Methacrylonitrile	67	Compound Not Detected.					
97	Isobutanol	42	Compound Not Detected.					
99	n-Butanol	56	Compound Not Detected.					
100	Methyl Methacrylate	41	Compound Not Detected.					
25	Cyclohexanone	55	Compound Not Detected.					
101	2-Nitropropane	41	Compound Not Detected.					
98	Cyclohexane	56	5.972	5.972	(0.905)	2438	0.87682	0.1754
143	Methyl Acetate	43	Compound Not Detected.					
144	Methylcyclohexane	83	Compound Not Detected.					
141	1,3,5-Trichlorobenzene	180	Compound Not Detected.					
156	tert-Butyl Ethyl ether	59	Compound Not Detected.					
157	tert-Amyl Methyl ether	73	Compound Not Detected.					
158	1,2,3-Trimethylbenzene	105	Compound Not Detected.					

Data File: \\cansvr11\dd\chem\MSV\a3ux14.i\R00301B.b\148270.D
Report Date: 02-Mar-2010 09:29

TestAmerica North Canton

INTERNAL STANDARD COMPOUNDS
AREA AND RT SUMMARY

Instrument ID: a3ux14.i
Lab File ID: 148270.D
Lab Smp Id: LV2FH1AC
Analysis Type: VOA
Quant Type: ISTD
Operator: 2807
Method File: \\cansvr11\dd\chem\MSV\a3ux14.i\R00301B.b\8260SUX14.m
Misc Info: R00301B,8260SUX14,,2807

Calibration Date: 01-MAR-2010
Calibration Time: 12:59
Client Smp ID: CPCSS-039-5017-SO
Level: LOW
Sample Type: SOIL

		AREA LIMIT			
COMPOUND	STANDARD	LOWER	UPPER	SAMPLE	%DIFF
1 Fluorobenzene	1436797	718399	2873594	1184327	-17.57
2 Chlorobenzene-d5	1035641	517821	2071282	908696	-12.26
3 1,4-Dichlorobenze	561590	280795	1123180	447423	-20.33

		RT LIMIT			
COMPOUND	STANDARD	LOWER	UPPER	SAMPLE	%DIFF
1 Fluorobenzene	6.60	6.10	7.10	6.60	0.00
2 Chlorobenzene-d5	9.33	8.83	9.83	9.33	0.00
3 1,4-Dichlorobenze	11.31	10.81	11.81	11.31	0.00

AREA UPPER LIMIT = +100% of internal standard area.
AREA LOWER LIMIT = - 50% of internal standard area.
RT UPPER LIMIT = + 0.50 minutes of internal standard RT.
RT LOWER LIMIT = - 0.50 minutes of internal standard RT.

Data File: \\cansvr11\dd\chem\MSV\a3ux14.i\R00301B.b\148270.D
Date : 01-MAR-2010 20:58
Client ID: CPCSS-039-5017-SO
Instrument: a3ux14.i
Sample Info: LV2FH1AC,5G/5ML
Purge Volume: 5.0
Operator: 2807
Column phase: DB624
Column diameter: 0.18

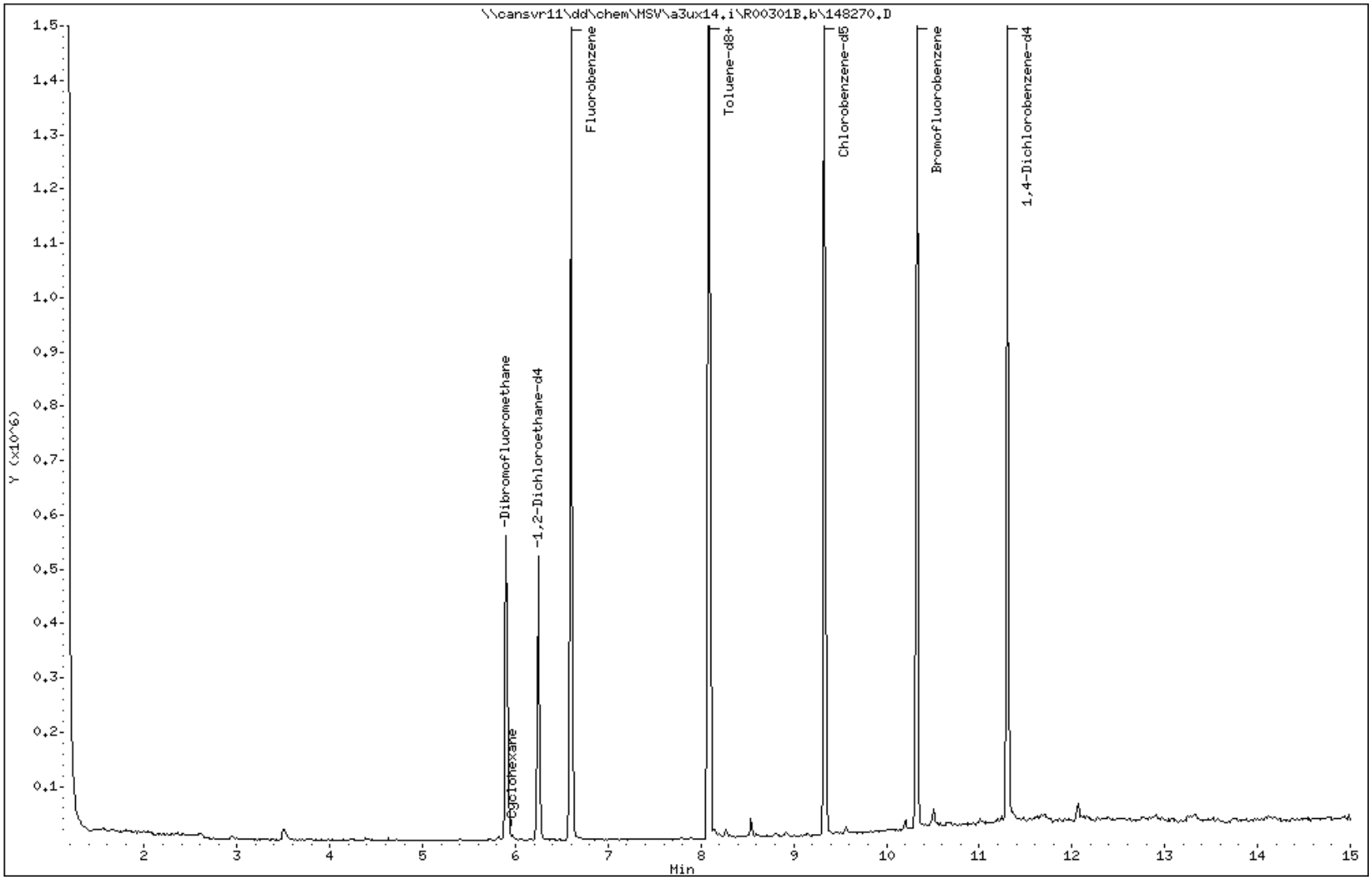

Data File: \\cansvr11\dd\chem\MSV\a3ux14.i\R00301B.b\148270.D

Date : 01-MAR-2010 20:58

Client ID: CPCSS-039-5017-SO

Instrument: a3ux14.i

Sample Info: LV2FH1AC,5G/5ML

Purge Volume: 5.0

Operator: 2807

Column phase: DB624

Column diameter: 0.18

50 Toluene

Concentration: 0.2321 UG/KG

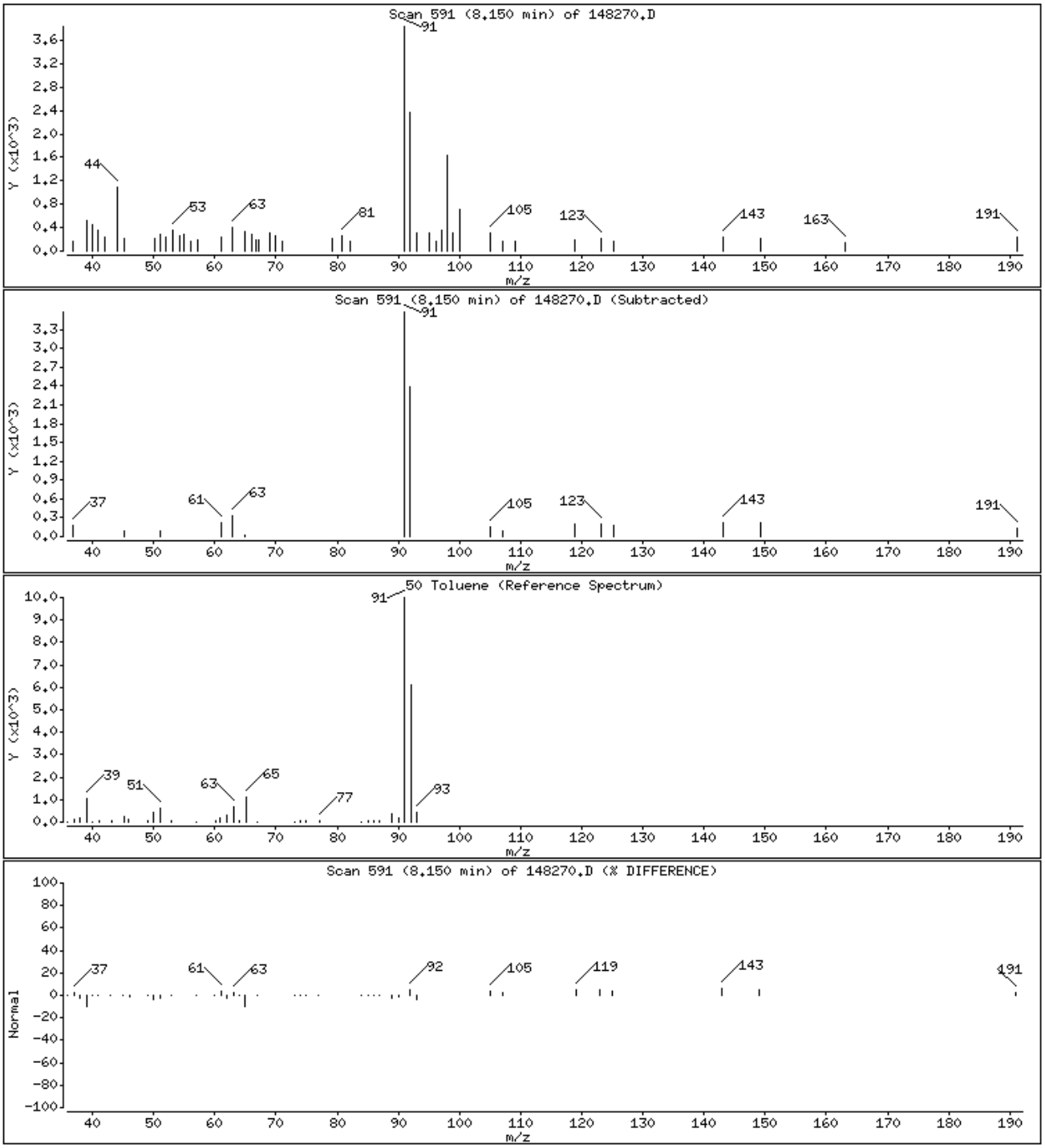

Data File: \\cansvr11\dd\chem\MSV\a3ux14.i\R00301B.b\148270.D

Date : 01-MAR-2010 20:58

Client ID: CPCSS-039-5017-SO

Instrument: a3ux14.i

Sample Info: LV2FH1AC,5G/5ML

Purge Volume: 5.0

Operator: 2807

Column phase: DB624

Column diameter: 0.18

98 Cyclohexane

Concentration: 0.1754 UG/KG

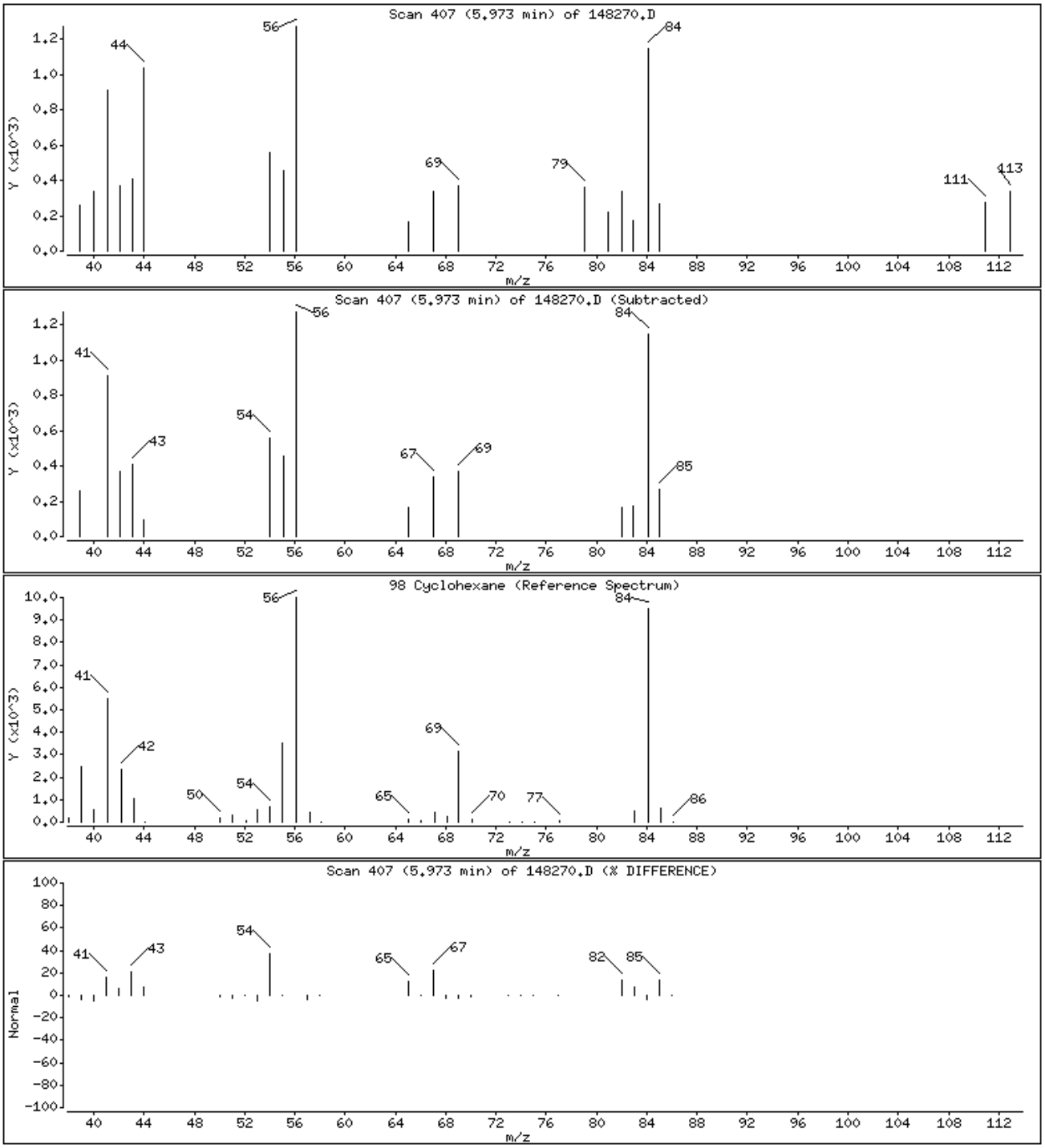

TestAmerica
THE LEADER IN ENVIRONMENTAL TESTING

STANDARD DATA

Report Date: 26-Feb-2010 23:11

Calibration History

Method : \\cansvr11\dd\chem\MSV\a3ux8a.i\M00226A-IC.b\8260SUX8.m
Start Cal Date: 01-DEC-2009 21:19
End Cal Date : 26-FEB-2010 20:40
Last Cal Level: 6
Last Cal Type : Continuing Calibration

Initial Calibration

Injection Date	Sublist	Calibration File
Cal Level: 1 , Cal Amount: 5.00000		
26-FEB-2010 20:40	1-8260	\\cansvr11\dd\chem\MSV\a3ux8a.i\M00226A-IC.b\UX82639.D
Cal Level: 2 , Cal Amount: 10.00000		
26-FEB-2010 20:19	1-8260	\\cansvr11\dd\chem\MSV\a3ux8a.i\M00226A-IC.b\UX82638.D
Cal Level: 3 , Cal Amount: 25.00000		
14-DEC-2009 21:42	BENZCL	\\cansvr11\dd\chem\MSV\a3ux8a.i\M91214A-IC.b\UX81431.D
02-DEC-2009 02:01	3-IX+	\\cansvr11\dd\chem\MSV\a3ux8a.i\M91201A-IC.b\UX81311.D
26-FEB-2010 19:57	1-8260	\\cansvr11\dd\chem\MSV\a3ux8a.i\M00226A-IC.b\UX82637.D
Cal Level: 4 , Cal Amount: 50.00000		
14-DEC-2009 21:20	BENZCL	\\cansvr11\dd\chem\MSV\a3ux8a.i\M91214A-IC.b\UX81430.D
02-DEC-2009 01:39	3-IX+	\\cansvr11\dd\chem\MSV\a3ux8a.i\M91201A-IC.b\UX81310.D
26-FEB-2010 19:36	1-8260	\\cansvr11\dd\chem\MSV\a3ux8a.i\M00226A-IC.b\UX82636.D
Cal Level: 5 , Cal Amount: 100.00000		
14-DEC-2009 20:58	BENZCL	\\cansvr11\dd\chem\MSV\a3ux8a.i\M91214A-IC.b\UX81429.D
02-DEC-2009 01:17	3-IX+	\\cansvr11\dd\chem\MSV\a3ux8a.i\M91201A-IC.b\UX81309.D
26-FEB-2010 19:15	1-8260	\\cansvr11\dd\chem\MSV\a3ux8a.i\M00226A-IC.b\UX82635.D
Cal Level: 6 , Cal Amount: 250.00000		
14-DEC-2009 20:35	BENZCL	

```
|\\cansvr11\dd\chem\MSV\a3ux8a.i\M91214A-IC.b\UX81428.D                                  |
|02-DEC-2009 00:55 |3-IX+                |                                                  |
|\\cansvr11\dd\chem\MSV\a3ux8a.i\M91201A-IC.b\UX81308.D                                  |
|26-FEB-2010 18:53 |1-8260               |                                                  |
|\\cansvr11\dd\chem\MSV\a3ux8a.i\M00226A-IC.b\UX82634.D                                  |
+------------------+-----------------+-----------------------------------------------+

+------------------+-----------------+-----------------------------------------------+
| Cal Level: 7 , Cal Amount: 500.00000                                                  |
+=================================================================================+
|14-DEC-2009 20:13 |BENZCL               |                                                  |
|\\cansvr11\dd\chem\MSV\a3ux8a.i\M91214A-IC.b\UX81427.D                                  |
|02-DEC-2009 00:34 |3-IX+                |                                                  |
|\\cansvr11\dd\chem\MSV\a3ux8a.i\M91201A-IC.b\UX81307.D                                  |
|26-FEB-2010 18:32 |1-8260               |                                                  |
|\\cansvr11\dd\chem\MSV\a3ux8a.i\M00226A-IC.b\UX82633.D                                  |
+------------------+-----------------+-----------------------------------------------+

+------------------+-----------------+-----------------------------------------------+
| Cal Level: 8 , Cal Amount: 1000.00000                                                 |
+=================================================================================+
|14-DEC-2009 19:51 |BENZCL               |                                                  |
|\\cansvr11\dd\chem\MSV\a3ux8a.i\M91214A-IC.b\UX81426.D                                  |
|02-DEC-2009 00:12 |3-IX+                |                                                  |
|\\cansvr11\dd\chem\MSV\a3ux8a.i\M91201A-IC.b\UX81306.D                                  |
|26-FEB-2010 18:11 |1-8260               |                                                  |
|\\cansvr11\dd\chem\MSV\a3ux8a.i\M00226A-IC.b\UX82632.D                                  |
+------------------+-----------------+-----------------------------------------------+


Continuing Calibration
Ccal Level Mode: GLOBAL LEVEL 6
+------------------+-----------------+-----------------------------------------------+
|26-FEB-2010 18:53 |1-8260               |                                                  |
|\\cansvr11\dd\chem\MSV\a3ux8a.i\M00226A-IC.b\UX82634.D                                  |
|26-FEB-2010 21:23 |3-IX                 |                                                  |
|\\cansvr11\dd\chem\MSV\a3ux8a.i\M00226A-IC.b\UX82641.D                                  |
+------------------+-----------------+-----------------------------------------------+
```

Report Date : 26-Feb-2010 23:04

TestAmerica North Canton

INITIAL CALIBRATION DATA

Start Cal Date : 01-DEC-2009 21:19
End Cal Date : 26-FEB-2010 20:40
Quant Method : ISTD
Origin : Disabled
Target Version : 4.14
Integrator : HP RTE
Method file : \\cansvr11\dd\chem\MSV\a3ux8a.i\M00226A-IC.b\8260SUX8.m
Last Edit : 26-Feb-2010 23:01 latat
Curve Type : Average

Calibration File Names:
Level 1: \\cansvr11\dd\chem\MSV\a3ux8a.i\M00226A-IC.b\UX82639.D
Level 2: \\cansvr11\dd\chem\MSV\a3ux8a.i\M00226A-IC.b\UX82638.D
Level 3: \\cansvr11\dd\chem\MSV\a3ux8a.i\M91214A-IC.b\UX81431.D
Level 4: \\cansvr11\dd\chem\MSV\a3ux8a.i\M91214A-IC.b\UX81430.D
Level 5: \\cansvr11\dd\chem\MSV\a3ux8a.i\M91214A-IC.b\UX81429.D
Level 6: \\cansvr11\dd\chem\MSV\a3ux8a.i\M91214A-IC.b\UX81428.D
Level 7: \\cansvr11\dd\chem\MSV\a3ux8a.i\M91214A-IC.b\UX81427.D
Level 8: \\cansvr11\dd\chem\MSV\a3ux8a.i\M91214A-IC.b\UX81426.D

Compound	5.000 Level 1	10.000 Level 2	25.000 Level 3	50.000 Level 4	100.000 Level 5	250.000 Level 6	RRF	% RSD
	500.000 Level 7	1000.000 Level 8						
8 Dichlorodifluoromethane	0.12405	0.15033	0.14919	0.16906	0.17049	0.17369		
	0.17381	0.19074					0.16267	12.644
9 Chloromethane	0.26560	0.28350	0.28266	0.29940	0.28844	0.28409		
	0.27746	0.29518					0.28454	3.669
10 Vinyl Chloride	+++++	0.16344	0.18452	0.20408	0.20806	0.20503		
	0.20225	0.22124					0.19837	9.476
11 Bromomethane	0.08557	0.10389	0.09889	0.10967	0.09893	0.09163		
	0.06921	+++++					0.09397	14.295
12 Chloroethane	0.07893	0.11014	0.11128	0.11328	0.11807	0.11325		
	0.10454	0.09457					0.10551	12.200
13 Trichlorofluoromethane	0.14918	0.20081	0.19640	0.21148	0.21775	0.21395		
	0.20170	0.21123					0.20031	10.946
14 Dichlorofluoromethane	+++++	+++++	0.25335	0.25004	0.27000	0.24867		
	0.24275	0.22986					0.24911	5.284
15 Acrolein	0.04801	0.04977	0.05905	0.06202	0.04517	0.05200		
	0.05135	0.04975					0.05214	10.823

Report Date : 26-Feb-2010 23:04

TestAmerica North Canton

INITIAL CALIBRATION DATA

Start Cal Date : 01-DEC-2009 21:19
End Cal Date : 26-FEB-2010 20:40
Quant Method : ISTD
Origin : Disabled
Target Version : 4.14
Integrator : HP RTE
Method file : \\cansvr11\dd\chem\MSV\a3ux8a.i\M00226A-IC.b\8260SUX8.m
Last Edit : 26-Feb-2010 23:01 latat
Curve Type : Average

Compound	5.000 Level 1	10.000 Level 2	25.000 Level 3	50.000 Level 4	100.000 Level 5	250.000 Level 6	RRF	% RSD
	500.000 Level 7	1000.000 Level 8						
16 Acetone	+++++	+++++	0.25598	0.19848	0.14754	0.12428		
	0.11569	0.11794					0.15999	35.200
17 1,1-Dichloroethene	0.15548	0.19172	0.17239	0.18774	0.19791	0.17170		
	0.17199	0.18410					0.17913	7.669
18 Freon-113	0.12930	0.13081	0.15413	0.14870	0.16675	0.14025		
	0.14491	0.15553					0.14630	8.714
19 Iodomethane	0.33803	0.36831	0.38102	0.40773	0.41432	0.37429		
	0.37130	0.38858					0.38045	6.304
20 Carbon Disulfide	0.42708	0.46528	0.46679	0.51740	0.54728	0.50582		
	0.52103	0.56427					0.50187	9.144
21 Methylene Chloride	+++++	+++++	0.29497	0.28016	0.26237	0.22399		
	0.21594	0.22561					0.25051	13.257
22 Acetonitrile	0.05120	0.04741	0.04853	0.05045	0.04127	0.04073		
	0.03856	0.04001					0.04477	11.468
23 Acrylonitrile	0.11250	0.11067	0.12519	0.13154	0.11545	0.11325		
	0.11269	0.11883					0.11751	6.229
24 Methyl tert-butyl ether	0.35444	0.36336	0.36301	0.38185	0.39166	0.35104		
	0.37595	0.39485					0.37202	4.457
25 trans-1,2-Dichloroethene	0.17819	0.19892	0.22084	0.22861	0.24139	0.20897		
	0.20548	0.21732					0.21246	9.089
26 Hexane	+++++	0.03553	0.04725	0.04871	0.05372	0.04811		
	0.04603	0.05111					0.04721	12.184

Report Date : 26-Feb-2010 23:04

TestAmerica North Canton

INITIAL CALIBRATION DATA

Start Cal Date : 01-DEC-2009 21:19
End Cal Date : 26-FEB-2010 20:40
Quant Method : ISTD
Origin : Disabled
Target Version : 4.14
Integrator : HP RTE
Method file : \\cansvr11\dd\chem\MSV\a3ux8a.i\M00226A-IC.b\8260SUX8.m
Last Edit : 26-Feb-2010 23:01 latat
Curve Type : Average

	Compound	5.000 Level 1 / 500.000 Level 7	10.000 Level 2 / 1000.000 Level 8	25.000 Level 3	50.000 Level 4	100.000 Level 5	250.000 Level 6	RRF	% RSD
	27 Vinyl acetate	+++++ / +++++	+++++ / +++++	+++++	+++++	+++++	+++++	+++++	+++++
	28 1,1-Dichloroethane	0.38880 / 0.37624	0.40411 / 0.40855	0.40398	0.42390	0.45101	0.38906	0.40571	5.764
	29 tert-Butyl Alcohol	0.01768 / 0.01819	0.01960 / 0.01848	0.02047	0.02008	0.01947	0.01757	0.01894	5.851
	30 2-Butanone	0.25620 / 0.17458	0.22085 / 0.18630	0.21042	0.20891	0.18065	0.17963	0.20219	13.693
M	31 1,2-Dichloroethene (total)	0.19919 / 0.21625	0.22415 / 0.23082	0.23827	0.24460	0.25362	0.22462	0.22894	7.443
	32 cis-1,2-dichloroethene	0.22018 / 0.22703	0.24938 / 0.24433	0.25570	0.26059	0.26585	0.24027	0.24541	6.483
	33 2,2-Dichloropropane	0.17363 / 0.20739	0.19405 / 0.21388	0.18789	0.20788	0.22641	0.20595	0.20213	8.114
	34 Bromochloromethane	0.10432 / 0.12220	0.12623 / 0.13112	0.13493	0.13521	0.14281	0.12733	0.12802	8.990
	35 Chloroform	0.34562 / 0.33202	0.36723 / 0.35927	0.36059	0.36806	0.39107	0.34946	0.35916	4.912
	36 Tetrahydrofuran	0.13659 / 0.11586	0.12466 / 0.12376	0.12330	0.12756	0.12488	0.10779	0.12305	6.832
	37 1,1,1-Trichloroethane	0.25846 / 0.30911	0.27346 / 0.32912	0.29287	0.32061	0.33969	0.30326	0.30332	9.101

Report Date : 26-Feb-2010 23:04

TestAmerica North Canton

INITIAL CALIBRATION DATA

Start Cal Date : 01-DEC-2009 21:19
End Cal Date : 26-FEB-2010 20:40
Quant Method : ISTD
Origin : Disabled
Target Version : 4.14
Integrator : HP RTE
Method file : \\cansvr11\dd\chem\MSV\a3ux8a.i\M00226A-IC.b\8260SUX8.m
Last Edit : 26-Feb-2010 23:01 latat
Curve Type : Average

Compound	5.000 Level 1	10.000 Level 2	25.000 Level 3	50.000 Level 4	100.000 Level 5	250.000 Level 6	RRF	% RSD	
	500.000 Level 7	1000.000 Level 8							
38 1,1-Dichloropropene	0.18220	0.23783	0.24429	0.26024	0.28361	0.25109			
	0.24453	0.26285					0.24583	11.977	
39 Carbon Tetrachloride	0.20224	0.23173	0.25440	0.26574	0.29998	0.27462			
	0.28331	0.30515					0.26465	13.106	
40 1,2-Dichloroethane	0.34780	0.34274	0.36218	0.35312	0.36471	0.32919			
	0.31443	0.33437					0.34357	4.973	
41 Benzene	0.83507	0.80687	0.81069	0.85370	0.88112	0.79207			
	0.76964	0.81559					0.82059	4.294	
42 Trichloroethene	0.23441	0.22177	0.23792	0.24601	0.33152	0.23852			
	0.23330	0.27055					0.25175	13.969	
43 1,2-Dichloropropane	0.21359	0.22438	0.21404	0.23206	0.24872	0.22680			
	0.21890	0.23184					0.22629	5.113	
44 1,4-Dioxane	+++++	0.00166	0.00229	0.00225	0.00225	0.00210			
	0.00199	0.00226					0.00211	10.851	<-
45 Dibromomethane	0.11939	0.11780	0.12584	0.13136	0.13624	0.12302			
	0.11885	0.12727					0.12497	5.219	
46 Bromodichloromethane	0.20080	0.21503	0.21277	0.22875	0.24886	0.24033			
	0.23934	0.26309					0.23112	8.972	
47 2-Chloroethyl vinyl ether	+++++	0.05157	0.06155	0.07508	0.07147	0.07191			
	0.07216	0.07742					0.06874	13.162	
48 cis-1,3-Dichloropropene	+++++	0.25630	0.23793	0.28164	0.30448	0.30248			
	0.29966	0.32693					0.28706	10.718	

Report Date : 26-Feb-2010 23:04

TestAmerica North Canton

INITIAL CALIBRATION DATA

Start Cal Date : 01-DEC-2009 21:19
End Cal Date : 26-FEB-2010 20:40
Quant Method : ISTD
Origin : Disabled
Target Version : 4.14
Integrator : HP RTE
Method file : \\cansvr11\dd\chem\MSV\a3ux8a.i\M00226A-IC.b\8260SUX8.m
Last Edit : 26-Feb-2010 23:01 latat
Curve Type : Average

Compound	5.000 Level 1	10.000 Level 2	25.000 Level 3	50.000 Level 4	100.000 Level 5	250.000 Level 6	RRF	% RSD
	500.000 Level 7	1000.000 Level 8						
49 4-Methyl-2-pentanone	0.25035	0.27475	0.33119	0.38690	0.34358	0.35808		
	0.35288	0.37563					0.33417	14.340
50 Toluene	1.59964	1.46215	1.21985	1.20217	1.29409	1.13474		
	1.08613	1.15470					1.26918	13.926
51 trans-1,3-Dichloropropene	+++++	0.25110	0.26689	0.29952	0.34921	0.34420		
	0.34375	0.37803					0.31896	14.789
52 Ethyl Methacrylate	+++++	0.26406	0.28550	0.33359	0.37373	0.36576		
	0.36334	0.38597					0.33885	13.857
53 1,1,2-Trichloroethane	0.22493	0.24439	0.24814	0.24977	0.26604	0.23761		
	0.22776	0.24067					0.24242	5.391
54 1,3-Dichloropropane	0.43034	0.43150	0.41021	0.41805	0.44574	0.39932		
	0.38843	0.40566					0.41616	4.554
55 Tetrachloroethene	0.22551	0.23581	0.21160	0.22706	0.25758	0.22760		
	0.22482	0.23998					0.23125	5.852
56 2-Hexanone	+++++	0.23059	0.27937	0.34272	0.30061	0.31049		
	0.30233	0.31773					0.29769	11.845
57 Dibromochloromethane	+++++	+++++	0.21711	0.23260	0.27075	0.26282		
	0.26355	0.29199					0.25647	10.571
58 1,2-Dibromoethane	0.19196	0.23811	0.23635	0.25022	0.27351	0.24591		
	0.23906	0.25403					0.24114	9.630
59 Chlorobenzene	0.82149	0.83229	0.82987	0.84500	0.89851	0.79732		
	0.76245	0.80396					0.82386	4.812

Report Date : 26-Feb-2010 23:04

TestAmerica North Canton

INITIAL CALIBRATION DATA

Start Cal Date : 01-DEC-2009 21:19
End Cal Date : 26-FEB-2010 20:40
Quant Method : ISTD
Origin : Disabled
Target Version : 4.14
Integrator : HP RTE
Method file : \\cansvr11\dd\chem\MSV\a3ux8a.i\M00226A-IC.b\8260SUX8.m
Last Edit : 26-Feb-2010 23:01 latat
Curve Type : Average

	Compound	5.000 Level 1	10.000 Level 2	25.000 Level 3	50.000 Level 4	100.000 Level 5	250.000 Level 6	RRF	% RSD
		500.000 Level 7	1000.000 Level 8						
	60 1,1,1,2-Tetrachloroethane	0.22449	0.25029	0.26327	0.29230	0.31881	0.28947		
		0.29266	0.31029					0.28020	11.342
	61 Ethylbenzene	0.40915	0.36463	0.41778	0.44116	0.48794	0.42324		
		0.42094	0.44292					0.42597	8.183
	62 m + p-Xylene	0.47804	0.49250	0.51946	0.55086	0.59870	0.52982		
		0.51670	0.54019					0.52828	7.021
M	63 Xylenes (total)	0.46346	0.49918	0.51191	0.54550	0.59493	0.52993		
		0.51713	0.53697					0.52488	7.260
	64 Xylene-o	0.43431	0.51254	0.49682	0.53477	0.58739	0.53015		
		0.51800	0.53051					0.51806	8.281
	65 Styrene	0.67320	0.66744	0.76522	0.83169	0.90410	0.84446		
		0.82407	0.86109					0.79641	10.914
	66 Bromoform	+++++	+++++	0.11170	0.12976	0.14395	0.14621		
		0.15387	0.17386					0.14322	14.767
	67 Isopropylbenzene	1.00410	1.10870	1.19672	1.35622	1.49917	1.34759		
		1.35511	1.41113					1.28484	12.939
	68 1,1,2,2-Tetrachloroethane	0.54194	0.53653	0.56138	0.58547	0.47590	0.54058		
		0.54462	0.52120					0.53845	5.875
	69 1,4-Dichloro-2-butene	+++++	0.17490	0.19878	0.23927	0.23785	0.22933		
		0.23572	0.26161					0.22535	12.860
	70 1,2,3-Trichloropropane	+++++	0.19323	0.20345	0.21159	0.22184	0.18860		
		0.18656	0.19277					0.19972	6.564

Report Date : 26-Feb-2010 23:04

TestAmerica North Canton

INITIAL CALIBRATION DATA

Start Cal Date : 01-DEC-2009 21:19
End Cal Date : 26-FEB-2010 20:40
Quant Method : ISTD
Origin : Disabled
Target Version : 4.14
Integrator : HP RTE
Method file : \\cansvr11\dd\chem\MSV\a3ux8a.i\M00226A-IC.b\8260SUX8.m
Last Edit : 26-Feb-2010 23:01 latat
Curve Type : Average

Compound	5.000 Level 1	10.000 Level 2	25.000 Level 3	50.000 Level 4	100.000 Level 5	250.000 Level 6	RRF	% RSD
	500.000 Level 7	1000.000 Level 8						
71 Bromobenzene	0.65606	0.72885	0.66843	0.68958	0.78207	0.67705		
	0.63871	0.68307					0.69048	6.580
72 n-Propylbenzene	+++++	0.61914	0.63273	0.70676	0.82241	0.71470		
	0.70222	0.76044					0.70834	9.895
73 2-Chlorotoluene	0.61113	0.67211	0.59425	0.66004	0.74454	0.63963		
	0.61439	0.66338					0.64993	7.287
74 1,3,5-Trimethylbenzene	1.64479	1.76805	1.86331	2.09907	2.42864	2.11572		
	2.09928	2.28125					2.03751	12.896
75 4-Chlorotoluene	0.58028	0.65190	0.65695	0.69488	0.77166	0.66463		
	0.63734	0.68001					0.66721	8.138
76 tert-Butylbenzene	1.51401	1.72171	1.70851	1.89381	2.18935	1.91364		
	1.90836	2.07620					1.86570	11.515
77 1,2,4-Trimethylbenzene	1.56268	1.78944	1.89116	2.18007	2.46860	2.17334		
	2.13246	2.29968					2.06218	14.267
78 sec-Butylbenzene	1.99024	2.18207	2.28897	2.55689	3.04024	2.69149		
	2.66047	2.89080					2.53765	14.164
79 4-Isopropyltoluene	+++++	1.59406	1.87474	2.18767	2.51330	2.23245		
	2.20576	2.41127					2.14561	14.693
80 1,3-Dichlorobenzene	1.29894	1.31056	1.27895	1.31196	1.45666	1.25651		
	1.20823	1.27823					1.30001	5.519
81 1,4-Dichlorobenzene	1.47296	1.41370	1.30161	1.37140	1.47297	1.27907		
	1.22793	1.31338					1.35663	6.711

Report Date : 26-Feb-2010 23:04

TestAmerica North Canton

INITIAL CALIBRATION DATA

Start Cal Date : 01-DEC-2009 21:19
End Cal Date : 26-FEB-2010 20:40
Quant Method : ISTD
Origin : Disabled
Target Version : 4.14
Integrator : HP RTE
Method file : \\cansvr11\dd\chem\MSV\a3ux8a.i\M00226A-IC.b\8260SUX8.m
Last Edit : 26-Feb-2010 23:01 latat
Curve Type : Average

Compound	5.000 Level 1	10.000 Level 2	25.000 Level 3	50.000 Level 4	100.000 Level 5	250.000 Level 6	RRF	% RSD	
	500.000 Level 7	1000.000 Level 8							
82 n-Butylbenzene	+++++	1.38361	1.44730	1.73240	1.93601	1.79209			
	1.78167	1.97825					1.72162	13.203	
83 1,2-Dichlorobenzene	1.31521	1.30354	1.23674	1.29460	1.34592	1.20177			
	1.14085	1.23896					1.25970	5.375	
84 1,2-Dibromo-3-chloropropane	+++++	+++++	0.08750	0.09591	0.10176	0.09966			
	0.11102	0.12340					0.10321	12.128	
85 1,2,4-Trichlorobenzene	0.67581	0.67770	0.66905	0.74725	0.72279	0.72191			
	0.70140	0.77163					0.71094	5.167	
86 Hexachlorobutadiene	0.31757	0.32016	0.31328	0.36557	0.36600	0.34577			
	0.33549	0.37178					0.34195	6.967	
87 Naphthalene	1.63304	1.60862	1.71169	1.87025	1.94957	1.91753			
	1.93387	2.00460					1.82865	8.437	
88 1,2,3-Trichlorobenzene	0.71376	0.68147	0.62595	0.74007	0.71654	0.69100			
	0.65740	0.70534					0.69144	5.253	
89 Ethyl Ether	+++++	+++++	0.22155	0.22474	0.23001	0.21922			
	0.21696	0.21280					0.22088	2.733	
90 Ethanol	+++++	+++++	+++++	+++++	+++++	+++++			
	+++++	+++++					+++++	+++++	<-
91 3-Chloropropene	+++++	+++++	0.08646	0.08668	0.09477	0.09398			
	0.10308	0.10587					0.09514	8.494	
92 Isopropyl Ether	+++++	+++++	0.20024	0.20619	0.21223	0.20401			
	0.20163	0.18957					0.20231	3.721	

Report Date : 26-Feb-2010 23:04

TestAmerica North Canton

INITIAL CALIBRATION DATA

Start Cal Date : 01-DEC-2009 21:19
End Cal Date : 26-FEB-2010 20:40
Quant Method : ISTD
Origin : Disabled
Target Version : 4.14
Integrator : HP RTE
Method file : \\cansvr11\dd\chem\MSV\a3ux8a.i\M00226A-IC.b\8260SUX8.m
Last Edit : 26-Feb-2010 23:01 latat
Curve Type : Average

Compound	5.000 Level 1	10.000 Level 2	25.000 Level 3	50.000 Level 4	100.000 Level 5	250.000 Level 6	RRF	% RSD	
	500.000 Level 7	1000.000 Level 8							
93 2-Chloro-1,3-butadiene	+++++	+++++	0.29245	0.30647	0.32138	0.31741			
	0.32866	0.33965					0.31767	5.228	
94 Propionitrile	+++++	+++++	0.03686	0.03888	0.03834	0.04131			
	0.03990	0.04078					0.03934	4.195	
95 Ethyl Acetate	+++++	+++++	0.30869	0.29016	0.29870	0.32011			
	0.29941	0.31397					0.30517	3.629	
96 Methacrylonitrile	+++++	+++++	0.18920	0.18164	0.19183	0.20217			
	0.19242	0.20207					0.19322	4.083	
97 Isobutanol	+++++	+++++	0.01175	0.01325	0.01340	0.01517			
	0.01455	0.01428					0.01373	8.795	
98 Cyclohexane	0.70562	0.63964	0.57394	0.55282	0.59280	0.50876			
	0.49716	0.52899					0.57496	12.230	
99 n-Butanol	+++++	+++++	0.00600	0.00713	0.00779	0.00878			
	0.00928	0.00884					0.00797	15.599	<-
100 Methyl Methacrylate	+++++	+++++	0.24891	0.25649	0.26534	0.28802			
	0.28075	0.28985					0.27156	6.312	
101 2-Nitropropane	+++++	+++++	0.10551	0.06538	0.05683	0.06369			
	0.06264	0.06976					0.07064	24.904	
102 Chloropicrin	+++++	+++++	+++++	+++++	+++++	+++++			
	+++++	+++++					+++++	+++++	<-
103 Cyclohexanone	+++++	+++++	0.12091	0.12690	0.14796	0.16543			
	0.15433	0.15968					0.14587	12.385	

Report Date : 26-Feb-2010 23:04

TestAmerica North Canton

INITIAL CALIBRATION DATA

Start Cal Date : 01-DEC-2009 21:19
End Cal Date : 26-FEB-2010 20:40
Quant Method : ISTD
Origin : Disabled
Target Version : 4.14
Integrator : HP RTE
Method file : \\cansvr11\dd\chem\MSV\a3ux8a.i\M00226A-IC.b\8260SUX8.m
Last Edit : 26-Feb-2010 23:01 latat
Curve Type : Average

Compound	5.000 Level 1	10.000 Level 2	25.000 Level 3	50.000 Level 4	100.000 Level 5	250.000 Level 6	500.000 Level 7	1000.000 Level 8	___ RRF	% RSD	
104 Pentachloroethane	+++++	+++++	+++++	+++++	+++++	+++++	+++++	+++++	+++++	+++++	<-
105 Benzyl Chloride	+++++	+++++	0.49804	0.55641	0.63117	0.71067	0.92355	1.07434	0.73236	30.537	
134 Thiophene	+++++	+++++	+++++	+++++	+++++	+++++	+++++	+++++	+++++	+++++	<-
135 Crotononitrile(1st Isomer)	+++++	+++++	+++++	+++++	+++++	+++++	+++++	+++++	+++++	+++++	<-
136 Crotononitrile(2nd Isomer)	+++++	+++++	+++++	+++++	+++++	+++++	+++++	+++++	+++++	+++++	<-
M 137 Total Crotononitrile	+++++	+++++	+++++	+++++	+++++	+++++	+++++	+++++	+++++	+++++	<-
138 Paraldehyde	+++++	+++++	+++++	+++++	+++++	+++++	+++++	+++++	+++++	+++++	<-
139 3,3,5-Trimethylcyclohexanone	+++++	+++++	+++++	+++++	+++++	+++++	+++++	+++++	+++++	+++++	<-
140 1-Chlorohexane	+++++	+++++	+++++	+++++	+++++	+++++	+++++	+++++	+++++	+++++	<-
141 1,3,5-Trichlorobenzene	0.78192	0.81465	0.75800	0.83781	0.85223	0.78974	0.78413	0.86672	0.81065	4.747	
143 Methyl Acetate	0.28664	0.33307	0.29506	0.32846	0.28192	0.27225	0.27133	0.30581	0.29682	8.032	

Report Date : 26-Feb-2010 23:04

TestAmerica North Canton

INITIAL CALIBRATION DATA

Start Cal Date : 01-DEC-2009 21:19
End Cal Date : 26-FEB-2010 20:40
Quant Method : ISTD
Origin : Disabled
Target Version : 4.14
Integrator : HP RTE
Method file : \\cansvr11\dd\chem\MSV\a3ux8a.i\M00226A-IC.b\8260SUX8.m
Last Edit : 26-Feb-2010 23:01 latat
Curve Type : Average

Compound	5.000 Level 1	10.000 Level 2	25.000 Level 3	50.000 Level 4	100.000 Level 5	250.000 Level 6	RRF	% RSD	
	500.000 Level 7	1000.000 Level 8							
144 Methylcyclohexane	0.35073	0.36003	0.38097	0.40583	0.45075	0.40278			
	0.40688	0.44455					0.40032	8.975	
145 Dimethoxymethane	+++++	+++++	+++++	+++++	+++++	+++++			
	+++++	+++++					+++++	+++++	<-
146 2-Methylnaphthalene	+++++	+++++	0.68330	0.87180	1.17197	1.21291			
	1.23668	1.16751					1.05736	21.399	
147 Ethyl Acrylate	+++++	+++++	0.33186	0.29140	0.31123	0.36049			
	0.32704	0.34993					0.32866	7.662	
148 n-Butyl Acrylate	+++++	+++++	+++++	+++++	+++++	+++++			
	+++++	+++++					+++++	+++++	<-
149 1,2:3,4-Diepoxybutane	+++++	+++++	+++++	+++++	+++++	+++++			
	+++++	+++++					+++++	+++++	<-
150 Bromoacetone	+++++	+++++	+++++	+++++	+++++	+++++			
	+++++	+++++					+++++	+++++	<-
151 Allyl Alcohol	+++++	+++++	+++++	+++++	+++++	+++++			
	+++++	+++++					+++++	+++++	<-
152 Acenaphthylene	+++++	+++++	+++++	+++++	+++++	+++++			
	+++++	+++++					+++++	+++++	<-
153 Vinyl Acetate-86	+++++	+++++	+++++	+++++	+++++	+++++			
	+++++	+++++					+++++	+++++	
154 1,3-Butadiene	+++++	+++++	+++++	+++++	+++++	+++++			
	+++++	+++++					+++++	+++++	<-

Report Date : 26-Feb-2010 23:04

TestAmerica North Canton

INITIAL CALIBRATION DATA

Start Cal Date : 01-DEC-2009 21:19
End Cal Date : 26-FEB-2010 20:40
Quant Method : ISTD
Origin : Disabled
Target Version : 4.14
Integrator : HP RTE
Method file : \\cansvr11\dd\chem\MSV\a3ux8a.i\M00226A-IC.b\8260SUX8.m
Last Edit : 26-Feb-2010 23:01 latat
Curve Type : Average

Compound	5.000 Level 1	10.000 Level 2	25.000 Level 3	50.000 Level 4	100.000 Level 5	250.000 Level 6	RRF	% RSD
	500.000 Level 7	1000.000 Level 8						
155 tert-Butyl Ethyl ether	+++++	+++++	0.73848	0.74709	0.78121	0.78413		
	0.81375	0.79926					0.77732	3.770
156 tert-Amyl Methyl ether	+++++	+++++	0.52848	0.54911	0.57935	0.59715		
	0.60976	0.61016					0.57900	5.827
157 1,2,3-Trimethylbenzene	+++++	+++++	1.90657	1.98463	2.19152	2.13000		
	2.18979	2.21636					2.10315	6.072
$ 4 Dibromofluoromethane	0.21399	0.23601	0.21228	0.20396	0.19331	0.20164		
	0.20074	0.20957					0.20894	6.159
$ 5 1,2-Dichloroethane-d4	0.38796	0.35038	0.31819	0.29255	0.26679	0.24461		
	0.25297	0.26690					0.29754	17.086
$ 6 Toluene-d8	0.98867	0.87613	0.83024	0.79111	0.79698	0.83844		
	0.82462	0.84844					0.84933	7.361
$ 7 Bromofluorobenzene	0.59240	0.51088	0.47046	0.41843	0.40977	0.40426		
	0.40195	0.40563					0.45172	15.283

Report Date : 26-Feb-2010 23:03

TestAmerica North Canton

INITIAL CALIBRATION DATA

Start Cal Date : 01-DEC-2009 21:19
End Cal Date : 26-FEB-2010 20:40
Quant Method : ISTD
Target Version : 4.14
Integrator : HP RTE
Method file : \\cansvr11\dd\chem\MSV\a3ux8a.i\M00226A-IC.b\8260SUX8.m
Last Edit : 26-Feb-2010 23:01 latat

Calibration File Names:
Level 1: \\cansvr11\dd\chem\MSV\a3ux8a.i\M00226A-IC.b\UX82639.D
Level 2: \\cansvr11\dd\chem\MSV\a3ux8a.i\M00226A-IC.b\UX82638.D
Level 3: \\cansvr11\dd\chem\MSV\a3ux8a.i\M91214A-IC.b\UX81431.D
Level 4: \\cansvr11\dd\chem\MSV\a3ux8a.i\M91214A-IC.b\UX81430.D
Level 5: \\cansvr11\dd\chem\MSV\a3ux8a.i\M91214A-IC.b\UX81429.D
Level 6: \\cansvr11\dd\chem\MSV\a3ux8a.i\M91214A-IC.b\UX81428.D
Level 7: \\cansvr11\dd\chem\MSV\a3ux8a.i\M91214A-IC.b\UX81427.D
Level 8: \\cansvr11\dd\chem\MSV\a3ux8a.i\M91214A-IC.b\UX81426.D

Compound	5.0000 Level 1	10.0000 Level 2	25.0000 Level 3	50.0000 Level 4	100.0000 Level 5	250.0000 Level 6	Curve	Coefficients b	m1	m2	%RSD or R^2
	500.0000 Level 7	1000.0000 Level 8									
8 Dichlorodifluoromethane	0.12405	0.15033	0.14919	0.16906	0.17049	0.17369					
	0.17381	0.19074					AVRG		0.16267		12.64355
9 Chloromethane	0.26560	0.28350	0.28266	0.29940	0.28844	0.28409					
	0.27746	0.29518					AVRG		0.28454		3.66924
10 Vinyl Chloride	+++++	0.16344	0.18452	0.20408	0.20806	0.20503					
	0.20225	0.22124					AVRG		0.19837		9.47646

Report Date : 26-Feb-2010 23:03

TestAmerica North Canton

INITIAL CALIBRATION DATA

Start Cal Date : 01-DEC-2009 21:19
End Cal Date : 26-FEB-2010 20:40
Quant Method : ISTD
Target Version : 4.14
Integrator : HP RTE
Method file : \\cansvr11\dd\chem\MSV\a3ux8a.i\M00226A-IC.b\8260SUX8.m
Last Edit : 26-Feb-2010 23:01 latat

Compound	5.0000 Level 1 / 500.0000 Level 7	10.0000 Level 2 / 1000.0000 Level 8	25.0000 Level 3	50.0000 Level 4	100.0000 Level 5	250.0000 Level 6	Curve	Coefficients b	Coefficients m1	Coefficients m2	%RSD or R^2
11 Bromomethane	0.08557	0.10389	0.09889	0.10967	0.09893	0.09163					
	0.06921	+++++					AVRG		0.09397		14.29527
12 Chloroethane	0.07893	0.11014	0.11128	0.11328	0.11807	0.11325					
	0.10454	0.09457					AVRG		0.10551		12.19952
13 Trichlorofluoromethane	0.14918	0.20081	0.19640	0.21148	0.21775	0.21395					
	0.20170	0.21123					AVRG		0.20031		10.94627
14 Dichlorofluoromethane	+++++	+++++	0.25335	0.25004	0.27000	0.24867					
	0.24275	0.22986					AVRG		0.24911		5.28434
15 Acrolein	0.04801	0.04977	0.05905	0.06202	0.04517	0.05200					
	0.05135	0.04975					AVRG		0.05214		10.82271
16 Acetone	+++++	+++++	48640	76002	117681	253501					
	446182	914290					LINR	-0.22388	0.11369		0.99918
17 1,1-Dichloroethene	0.15548	0.19172	0.17239	0.18774	0.19791	0.17170					
	0.17199	0.18410					AVRG		0.17913		7.66881

Report Date : 26-Feb-2010 23:03

TestAmerica North Canton

INITIAL CALIBRATION DATA

Start Cal Date : 01-DEC-2009 21:19
End Cal Date : 26-FEB-2010 20:40
Quant Method : ISTD
Target Version : 4.14
Integrator : HP RTE
Method file : \\cansvr11\dd\chem\MSV\a3ux8a.i\M00226A-IC.b\8260SUX8.m
Last Edit : 26-Feb-2010 23:01 latat

Compound	5.0000 Level 1	10.0000 Level 2	25.0000 Level 3	50.0000 Level 4	100.0000 Level 5	250.0000 Level 6	Curve	Coefficients b	m1	m2	%RSD or R^2
	500.0000 Level 7	1000.0000 Level 8									
18 Freon-113	0.12930	0.13081	0.15413	0.14870	0.16675	0.14025					
	0.14491	0.15553					AVRG		0.14630		8.71420
19 Iodomethane	0.33803	0.36831	0.38102	0.40773	0.41432	0.37429					
	0.37130	0.38858					AVRG		0.38045		6.30378
20 Carbon Disulfide	0.42708	0.46528	0.46679	0.51740	0.54728	0.50582					
	0.52103	0.56427					AVRG		0.50187		9.14424
21 Methylene Chloride	+++++	+++++	0.29497	0.28016	0.26237	0.22399					
	0.21594	0.22561					AVRG		0.25051		13.25733
22 Acetonitrile	0.05120	0.04741	0.04853	0.05045	0.04127	0.04073					
	0.03856	0.04001					AVRG		0.04477		11.46823
23 Acrylonitrile	0.11250	0.11067	0.12519	0.13154	0.11545	0.11325					
	0.11269	0.11883					AVRG		0.11751		6.22904
24 Methyl tert-butyl ether	0.35444	0.36336	0.36301	0.38185	0.39166	0.35104					
	0.37595	0.39485					AVRG		0.37202		4.45678

Report Date : 26-Feb-2010 23:03

TestAmerica North Canton

INITIAL CALIBRATION DATA

Start Cal Date : 01-DEC-2009 21:19
End Cal Date : 26-FEB-2010 20:40
Quant Method : ISTD
Target Version : 4.14
Integrator : HP RTE
Method file : \\cansvr11\dd\chem\MSV\a3ux8a.i\M00226A-IC.b\8260SUX8.m
Last Edit : 26-Feb-2010 23:01 latat

Compound	5.0000 Level 1	10.0000 Level 2	25.0000 Level 3	50.0000 Level 4	100.0000 Level 5	250.0000 Level 6	Curve	Coefficients b	m1	m2	%RSD or R^2
	500.0000 Level 7	1000.0000 Level 8									
25 trans-1,2-Dichloroethene	0.17819	0.19892	0.22084	0.22861	0.24139	0.20897					
	0.20548	0.21732					AVRG		0.21246		9.08861
26 Hexane	+++++	0.03553	0.04725	0.04871	0.05372	0.04811					
	0.04603	0.05111					AVRG		0.04721		12.18357
27 Vinyl acetate	+++++	+++++	+++++	+++++	+++++	+++++					
	+++++	+++++					AVRG		0.000e+000		0.000e+000
28 1,1-Dichloroethane	0.38880	0.40411	0.40398	0.42390	0.45101	0.38906					
	0.37624	0.40855					AVRG		0.40571		5.76424
29 tert-Butyl Alcohol	0.01768	0.01960	0.02047	0.02008	0.01947	0.01757					
	0.01819	0.01848					AVRG		0.01894		5.85145
30 2-Butanone	0.25620	0.22085	0.21042	0.20891	0.18065	0.17963					
	0.17458	0.18630					AVRG		0.20219		13.69329
M 31 1,2-Dichloroethene (total)	0.19919	0.22415	0.23827	0.24460	0.25362	0.22462					
	0.21625	0.23082					AVRG		0.22894		7.44326

Report Date : 26-Feb-2010 23:03

TestAmerica North Canton

INITIAL CALIBRATION DATA

Start Cal Date : 01-DEC-2009 21:19
End Cal Date : 26-FEB-2010 20:40
Quant Method : ISTD
Target Version : 4.14
Integrator : HP RTE
Method file : \\cansvr11\dd\chem\MSV\a3ux8a.i\M00226A-IC.b\8260SUX8.m
Last Edit : 26-Feb-2010 23:01 latat

Compound	5.0000 Level 1	10.0000 Level 2	25.0000 Level 3	50.0000 Level 4	100.0000 Level 5	250.0000 Level 6	500.0000 Level 7	1000.0000 Level 8	Curve	Coefficients b	m1	m2	%RSD or R^2
32 cis-1,2-dichloroethene	0.22018	0.24938	0.25570	0.26059	0.26585	0.24027	0.22703	0.24433	AVRG		0.24541		6.48262
33 2,2-Dichloropropane	0.17363	0.19405	0.18789	0.20788	0.22641	0.20595	0.20739	0.21388	AVRG		0.20213		8.11436
34 Bromochloromethane	0.10432	0.12623	0.13493	0.13521	0.14281	0.12733	0.12220	0.13112	AVRG		0.12802		8.99026
35 Chloroform	0.34562	0.36723	0.36059	0.36806	0.39107	0.34946	0.33202	0.35927	AVRG		0.35916		4.91207
36 Tetrahydrofuran	0.13659	0.12466	0.12330	0.12756	0.12488	0.10779	0.11586	0.12376	AVRG		0.12305		6.83168
37 1,1,1-Trichloroethane	0.25846	0.27346	0.29287	0.32061	0.33969	0.30326	0.30911	0.32912	AVRG		0.30332		9.10106
38 1,1-Dichloropropene	0.18220	0.23783	0.24429	0.26024	0.28361	0.25109	0.24453	0.26285	AVRG		0.24583		11.97745

Report Date : 26-Feb-2010 23:03

TestAmerica North Canton

INITIAL CALIBRATION DATA

Start Cal Date : 01-DEC-2009 21:19
End Cal Date : 26-FEB-2010 20:40
Quant Method : ISTD
Target Version : 4.14
Integrator : HP RTE
Method file : \\cansvr11\dd\chem\MSV\a3ux8a.i\M00226A-IC.b\8260SUX8.m
Last Edit : 26-Feb-2010 23:01 latat

Compound	5.0000 Level 1	10.0000 Level 2	25.0000 Level 3	50.0000 Level 4	100.0000 Level 5	250.0000 Level 6	Curve	Coefficients b	Coefficients m1	Coefficients m2	%RSD or R^2	
	500.0000 Level 7	1000.0000 Level 8										
39 Carbon Tetrachloride	0.20224	0.23173	0.25440	0.26574	0.29998	0.27462						
	0.28331	0.30515					AVRG		0.26465		13.10647	
40 1,2-Dichloroethane	0.34780	0.34274	0.36218	0.35312	0.36471	0.32919						
	0.31443	0.33437					AVRG		0.34357		4.97323	
41 Benzene	0.83507	0.80687	0.81069	0.85370	0.88112	0.79207						
	0.76964	0.81559					AVRG		0.82059		4.29388	
42 Trichloroethene	0.23441	0.22177	0.23792	0.24601	0.33152	0.23852						
	0.23330	0.27055					AVRG		0.25175		13.96876	
43 1,2-Dichloropropane	0.21359	0.22438	0.21404	0.23206	0.24872	0.22680						
	0.21890	0.23184					AVRG		0.22629		5.11325	
44 1,4-Dioxane	+++++	0.00166	0.00229	0.00225	0.00225	0.00210						
	0.00199	0.00226					AVRG		0.00211		10.85063	<-
45 Dibromomethane	0.11939	0.11780	0.12584	0.13136	0.13624	0.12302						
	0.11885	0.12727					AVRG		0.12497		5.21898	

Report Date : 26-Feb-2010 23:03

TestAmerica North Canton

INITIAL CALIBRATION DATA

Start Cal Date : 01-DEC-2009 21:19
End Cal Date : 26-FEB-2010 20:40
Quant Method : ISTD
Target Version : 4.14
Integrator : HP RTE
Method file : \\cansvr11\dd\chem\MSV\a3ux8a.i\M00226A-IC.b\8260SUX8.m
Last Edit : 26-Feb-2010 23:01 latat

Compound	5.0000 Level 1	10.0000 Level 2	25.0000 Level 3	50.0000 Level 4	100.0000 Level 5	250.0000 Level 6	Curve	Coefficients b	m1	m2	%RSD or R^2
	500.0000 Level 7	1000.0000 Level 8									
46 Bromodichloromethane	0.20080	0.21503	0.21277	0.22875	0.24886	0.24033					
	0.23934	0.26309					AVRG		0.23112		8.97174
47 2-Chloroethyl vinyl ether	+++++	0.05157	0.06155	0.07508	0.07147	0.07191					
	0.07216	0.07742					AVRG		0.06874		13.16206
48 cis-1,3-Dichloropropene	+++++	0.25630	0.23793	0.28164	0.30448	0.30248					
	0.29966	0.32693					AVRG		0.28706		10.71783
49 4-Methyl-2-pentanone	0.25035	0.27475	0.33119	0.38690	0.34358	0.35808					
	0.35288	0.37563					AVRG		0.33417		14.34040
50 Toluene	1.59964	1.46215	1.21985	1.20217	1.29409	1.13474					
	1.08613	1.15470					AVRG		1.26918		13.92581
51 trans-1,3-Dichloropropene	+++++	0.25110	0.26689	0.29952	0.34921	0.34420					
	0.34375	0.37803					AVRG		0.31896		14.78906
52 Ethyl Methacrylate	+++++	0.26406	0.28550	0.33359	0.37373	0.36576					
	0.36334	0.38597					AVRG		0.33885		13.85686

Report Date : 26-Feb-2010 23:03

TestAmerica North Canton

INITIAL CALIBRATION DATA

Start Cal Date : 01-DEC-2009 21:19
End Cal Date : 26-FEB-2010 20:40
Quant Method : ISTD
Target Version : 4.14
Integrator : HP RTE
Method file : \\cansvr11\dd\chem\MSV\a3ux8a.i\M00226A-IC.b\8260SUX8.m
Last Edit : 26-Feb-2010 23:01 latat

Compound	5.0000 Level 1	10.0000 Level 2	25.0000 Level 3	50.0000 Level 4	100.0000 Level 5	250.0000 Level 6	Curve	Coefficients b	m1	m2	%RSD or R^2
	500.0000 Level 7	1000.0000 Level 8									
53 1,1,2-Trichloroethane	0.22493	0.24439	0.24814	0.24977	0.26604	0.23761					
	0.22776	0.24067					AVRG		0.24242		5.39119
54 1,3-Dichloropropane	0.43034	0.43150	0.41021	0.41805	0.44574	0.39932					
	0.38843	0.40566					AVRG		0.41616		4.55352
55 Tetrachloroethene	0.22551	0.23581	0.21160	0.22706	0.25758	0.22760					
	0.22482	0.23998					AVRG		0.23125		5.85166
56 2-Hexanone	+++++	0.23059	0.27937	0.34272	0.30061	0.31049					
	0.30233	0.31773					AVRG		0.29769		11.84547
57 Dibromochloromethane	+++++	+++++	0.21711	0.23260	0.27075	0.26282					
	0.26355	0.29199					AVRG		0.25647		10.57147
58 1,2-Dibromoethane	0.19196	0.23811	0.23635	0.25022	0.27351	0.24591					
	0.23906	0.25403					AVRG		0.24114		9.62955
59 Chlorobenzene	0.82149	0.83229	0.82987	0.84500	0.89851	0.79732					
	0.76245	0.80396					AVRG		0.82386		4.81248

Report Date : 26-Feb-2010 23:03

TestAmerica North Canton

INITIAL CALIBRATION DATA

Start Cal Date : 01-DEC-2009 21:19
End Cal Date : 26-FEB-2010 20:40
Quant Method : ISTD
Target Version : 4.14
Integrator : HP RTE
Method file : \\cansvr11\dd\chem\MSV\a3ux8a.i\M00226A-IC.b\8260SUX8.m
Last Edit : 26-Feb-2010 23:01 latat

	Compound	5.0000 Level 1	10.0000 Level 2	25.0000 Level 3	50.0000 Level 4	100.0000 Level 5	250.0000 Level 6	500.0000 Level 7	1000.0000 Level 8	Curve	Coefficients b	Coefficients m1	Coefficients m2	%RSD or R^2
	60 1,1,1,2-Tetrachloroethane	0.22449	0.25029	0.26327	0.29230	0.31881	0.28947	0.29266	0.31029	AVRG		0.28020		11.34152
	61 Ethylbenzene	0.40915	0.36463	0.41778	0.44116	0.48794	0.42324	0.42094	0.44292	AVRG		0.42597		8.18262
	62 m + p-Xylene	0.47804	0.49250	0.51946	0.55086	0.59870	0.52982	0.51670	0.54019	AVRG		0.52828		7.02063
M	63 Xylenes (total)	0.46346	0.49918	0.51191	0.54550	0.59493	0.52993	0.51713	0.53697	AVRG		0.52488		7.25994
	64 Xylene-o	0.43431	0.51254	0.49682	0.53477	0.58739	0.53015	0.51800	0.53051	AVRG		0.51806		8.28101
	65 Styrene	0.67320	0.66744	0.76522	0.83169	0.90410	0.84446	0.82407	0.86109	AVRG		0.79641		10.91386
	66 Bromoform	+++++	+++++	0.11170	0.12976	0.14395	0.14621	0.15387	0.17386	AVRG		0.14322		14.76748

Report Date : 26-Feb-2010 23:03

TestAmerica North Canton

INITIAL CALIBRATION DATA

Start Cal Date : 01-DEC-2009 21:19
End Cal Date : 26-FEB-2010 20:40
Quant Method : ISTD
Target Version : 4.14
Integrator : HP RTE
Method file : \\cansvr11\dd\chem\MSV\a3ux8a.i\M00226A-IC.b\8260SUX8.m
Last Edit : 26-Feb-2010 23:01 latat

Compound	5.0000 Level 1 / 500.0000 Level 7	10.0000 Level 2 / 1000.0000 Level 8	25.0000 Level 3	50.0000 Level 4	100.0000 Level 5	250.0000 Level 6	Curve	Coefficients b	Coefficients m1	Coefficients m2	%RSD or R^2
67 Isopropylbenzene	1.00410	1.10870	1.19672	1.35622	1.49917	1.34759					
	1.35511	1.41113					AVRG		1.28484		12.93893
68 1,1,2,2-Tetrachloroethane	0.54194	0.53653	0.56138	0.58547	0.47590	0.54058					
	0.54462	0.52120					AVRG		0.53845		5.87520
69 1,4-Dichloro-2-butene	+++++	0.17490	0.19878	0.23927	0.23785	0.22933					
	0.23572	0.26161					AVRG		0.22535		12.86035
70 1,2,3-Trichloropropane	+++++	0.19323	0.20345	0.21159	0.22184	0.18860					
	0.18656	0.19277					AVRG		0.19972		6.56360
71 Bromobenzene	0.65606	0.72885	0.66843	0.68958	0.78207	0.67705					
	0.63871	0.68307					AVRG		0.69048		6.57973
72 n-Propylbenzene	+++++	0.61914	0.63273	0.70676	0.82241	0.71470					
	0.70222	0.76044					AVRG		0.70834		9.89548
73 2-Chlorotoluene	0.61113	0.67211	0.59425	0.66004	0.74454	0.63963					
	0.61439	0.66338					AVRG		0.64993		7.28702

Report Date : 26-Feb-2010 23:03

TestAmerica North Canton

INITIAL CALIBRATION DATA

Start Cal Date : 01-DEC-2009 21:19
End Cal Date : 26-FEB-2010 20:40
Quant Method : ISTD
Target Version : 4.14
Integrator : HP RTE
Method file : \\cansvr11\dd\chem\MSV\a3ux8a.i\M00226A-IC.b\8260SUX8.m
Last Edit : 26-Feb-2010 23:01 latat

Compound	5.0000 Level 1	10.0000 Level 2	25.0000 Level 3	50.0000 Level 4	100.0000 Level 5	250.0000 Level 6	Curve	Coefficients b	m1	m2	%RSD or R^2
	500.0000 Level 7	1000.0000 Level 8									
74 1,3,5-Trimethylbenzene	1.64479	1.76805	1.86331	2.09907	2.42864	2.11572					
	2.09928	2.28125					AVRG		2.03751		12.89606
75 4-Chlorotoluene	0.58028	0.65190	0.65695	0.69488	0.77166	0.66463					
	0.63734	0.68001					AVRG		0.66721		8.13751
76 tert-Butylbenzene	1.51401	1.72171	1.70851	1.89381	2.18935	1.91364					
	1.90836	2.07620					AVRG		1.86570		11.51528
77 1,2,4-Trimethylbenzene	1.56268	1.78944	1.89116	2.18007	2.46860	2.17334					
	2.13246	2.29968					AVRG		2.06218		14.26684
78 sec-Butylbenzene	1.99024	2.18207	2.28897	2.55689	3.04024	2.69149					
	2.66047	2.89080					AVRG		2.53765		14.16427
79 4-Isopropyltoluene	+++++	1.59406	1.87474	2.18767	2.51330	2.23245					
	2.20576	2.41127					AVRG		2.14561		14.69256
80 1,3-Dichlorobenzene	1.29894	1.31056	1.27895	1.31196	1.45666	1.25651					
	1.20823	1.27823					AVRG		1.30001		5.51868

Report Date : 26-Feb-2010 23:03

TestAmerica North Canton

INITIAL CALIBRATION DATA

Start Cal Date : 01-DEC-2009 21:19
End Cal Date : 26-FEB-2010 20:40
Quant Method : ISTD
Target Version : 4.14
Integrator : HP RTE
Method file : \\cansvr11\dd\chem\MSV\a3ux8a.i\M00226A-IC.b\8260SUX8.m
Last Edit : 26-Feb-2010 23:01 latat

Compound	5.0000 Level 1	10.0000 Level 2	25.0000 Level 3	50.0000 Level 4	100.0000 Level 5	250.0000 Level 6	Curve	Coefficients b	Coefficients m1	Coefficients m2	%RSD or R^2
	500.0000 Level 7	1000.0000 Level 8									
81 1,4-Dichlorobenzene	1.47296	1.41370	1.30161	1.37140	1.47297	1.27907					
	1.22793	1.31338					AVRG		1.35663		6.71080
82 n-Butylbenzene	+++++	1.38361	1.44730	1.73240	1.93601	1.79209					
	1.78167	1.97825					AVRG		1.72162		13.20322
83 1,2-Dichlorobenzene	1.31521	1.30354	1.23674	1.29460	1.34592	1.20177					
	1.14085	1.23896					AVRG		1.25970		5.37515
84 1,2-Dibromo-3-chloropropane	+++++	+++++	0.08750	0.09591	0.10176	0.09966					
	0.11102	0.12340					AVRG		0.10321		12.12804
85 1,2,4-Trichlorobenzene	0.67581	0.67770	0.66905	0.74725	0.72279	0.72191					
	0.70140	0.77163					AVRG		0.71094		5.16730
86 Hexachlorobutadiene	0.31757	0.32016	0.31328	0.36557	0.36600	0.34577					
	0.33549	0.37178					AVRG		0.34195		6.96723
87 Naphthalene	1.63304	1.60862	1.71169	1.87025	1.94957	1.91753					
	1.93387	2.00460					AVRG		1.82865		8.43735

Report Date : 26-Feb-2010 23:03

TestAmerica North Canton

INITIAL CALIBRATION DATA

Start Cal Date : 01-DEC-2009 21:19
End Cal Date : 26-FEB-2010 20:40
Quant Method : ISTD
Target Version : 4.14
Integrator : HP RTE
Method file : \\cansvr11\dd\chem\MSV\a3ux8a.i\M00226A-IC.b\8260SUX8.m
Last Edit : 26-Feb-2010 23:01 latat

Compound	5.0000 Level 1	10.0000 Level 2	25.0000 Level 3	50.0000 Level 4	100.0000 Level 5	250.0000 Level 6	500.0000 Level 7	1000.0000 Level 8	Curve	Coefficients b	Coefficients m1	Coefficients m2	%RSD or R^2	
88 1,2,3-Trichlorobenzene	0.71376	0.68147	0.62595	0.74007	0.71654	0.69100	0.65740	0.70534	AVRG		0.69144		5.25273	
89 Ethyl Ether	+++++	+++++	0.22155	0.22474	0.23001	0.21922	0.21696	0.21280	AVRG		0.22088		2.73272	
90 Ethanol	+++++	+++++	+++++	+++++	+++++	+++++	+++++	+++++	AVRG		0.000e+000		0.000e+000	<-
91 3-Chloropropene	+++++	+++++	0.08646	0.08668	0.09477	0.09398	0.10308	0.10587	AVRG		0.09514		8.49446	
92 Isopropyl Ether	+++++	+++++	0.20024	0.20619	0.21223	0.20401	0.20163	0.18957	AVRG		0.20231		3.72093	
93 2-Chloro-1,3-butadiene	+++++	+++++	0.29245	0.30647	0.32138	0.31741	0.32866	0.33965	AVRG		0.31767		5.22837	
94 Propionitrile	+++++	+++++	0.03686	0.03888	0.03834	0.04131	0.03990	0.04078	AVRG		0.03934		4.19541	

Report Date : 26-Feb-2010 23:03

TestAmerica North Canton

INITIAL CALIBRATION DATA

Start Cal Date : 01-DEC-2009 21:19
End Cal Date : 26-FEB-2010 20:40
Quant Method : ISTD
Target Version : 4.14
Integrator : HP RTE
Method file : \\cansvr11\dd\chem\MSV\a3ux8a.i\M00226A-IC.b\8260SUX8.m
Last Edit : 26-Feb-2010 23:01 latat

Compound	5.0000 Level 1	10.0000 Level 2	25.0000 Level 3	50.0000 Level 4	100.0000 Level 5	250.0000 Level 6	Curve	Coefficients b	m1	m2	%RSD or R^2	
	500.0000 Level 7	1000.0000 Level 8										
95 Ethyl Acetate	+++++	+++++	0.30869	0.29016	0.29870	0.32011						
	0.29941	0.31397					AVRG		0.30517		3.62946	
96 Methacrylonitrile	+++++	+++++	0.18920	0.18164	0.19183	0.20217						
	0.19242	0.20207					AVRG		0.19322		4.08327	
97 Isobutanol	+++++	+++++	0.01175	0.01325	0.01340	0.01517						
	0.01455	0.01428					AVRG		0.01373		8.79534	
98 Cyclohexane	0.70562	0.63964	0.57394	0.55282	0.59280	0.50876						
	0.49716	0.52899					AVRG		0.57496		12.22996	
99 n-Butanol	+++++	+++++	9131	21890	47441	132566						
	281182	531249					WLINR	0.76673	0.00909		0.99902	<-
100 Methyl Methacrylate	+++++	+++++	0.24891	0.25649	0.26534	0.28802						
	0.28075	0.28985					AVRG		0.27156		6.31200	
101 2-Nitropropane	+++++	+++++	20819	25958	44749	125380						
	244615	540324					QUAD	-0.08610	17.60648	-5.57832	0.99951	

Report Date : 26-Feb-2010 23:03

TestAmerica North Canton

INITIAL CALIBRATION DATA

Start Cal Date : 01-DEC-2009 21:19
End Cal Date : 26-FEB-2010 20:40
Quant Method : ISTD
Target Version : 4.14
Integrator : HP RTE
Method file : \\cansvr11\dd\chem\MSV\a3ux8a.i\M00226A-IC.b\8260SUX8.m
Last Edit : 26-Feb-2010 23:01 latat

Compound	5.0000 Level 1	10.0000 Level 2	25.0000 Level 3	50.0000 Level 4	100.0000 Level 5	250.0000 Level 6	500.0000 Level 7	1000.0000 Level 8	Curve	Coefficients b	Coefficients m1	Coefficients m2	%RSD or R^2	
102 Chloropicrin	+++++	+++++	+++++	+++++	+++++	+++++	+++++	+++++	AVRG		0.000e+000		0.000e+000	<-
103 Cyclohexanone	+++++	+++++	0.12091	0.12690	0.14796	0.16543	0.15433	0.15968	AVRG		0.14587		12.38537	
104 Pentachloroethane	+++++	+++++	+++++	+++++	+++++	+++++	+++++	+++++	AVRG		0.000e+000		0.000e+000	<-
105 Benzyl Chloride	+++++	+++++	18043	40939	93584	262535	689936	1551473	QUAD	0.08957	1.18311	-0.06397	0.99853	
134 Thiophene	+++++	+++++	+++++	+++++	+++++	+++++	+++++	+++++	AVRG		0.000e+000		0.000e+000	<-
135 Crotononitrile(1st Isomer)	+++++	+++++	+++++	+++++	+++++	+++++	+++++	+++++	AVRG		0.000e+000		0.000e+000	<-
136 Crotononitrile(2nd Isomer)	+++++	+++++	+++++	+++++	+++++	+++++	+++++	+++++	AVRG		0.000e+000		0.000e+000	<-

Report Date : 26-Feb-2010 23:03

TestAmerica North Canton

INITIAL CALIBRATION DATA

Start Cal Date : 01-DEC-2009 21:19
End Cal Date : 26-FEB-2010 20:40
Quant Method : ISTD
Target Version : 4.14
Integrator : HP RTE
Method file : \\cansvr11\dd\chem\MSV\a3ux8a.i\M00226A-IC.b\8260SUX8.m
Last Edit : 26-Feb-2010 23:01 latat

Compound	5.0000 Level 1	10.0000 Level 2	25.0000 Level 3	50.0000 Level 4	100.0000 Level 5	250.0000 Level 6	500.0000 Level 7	1000.0000 Level 8	Curve	Coefficients b	m1	m2	%RSD or R^2	
M 137 Total Crotononitrile	+++++	+++++	+++++	+++++	+++++	+++++	+++++	+++++	AVRG		0.000e+000		0.000e+000	<-
138 Paraldehyde	+++++	+++++	+++++	+++++	+++++	+++++	+++++	+++++	AVRG		0.000e+000		0.000e+000	<-
139 3,3,5-Trimethylcyclohexanone	+++++	+++++	+++++	+++++	+++++	+++++	+++++	+++++	AVRG		0.000e+000		0.000e+000	<-
140 1-Chlorohexane	+++++	+++++	+++++	+++++	+++++	+++++	+++++	+++++	AVRG		0.000e+000		0.000e+000	<-
141 1,3,5-Trichlorobenzene	0.78192	0.81465	0.75800	0.83781	0.85223	0.78974	0.78413	0.86672	AVRG		0.81065		4.74676	
143 Methyl Acetate	0.28664	0.33307	0.29506	0.32846	0.28192	0.27225	0.27133	0.30581	AVRG		0.29682		8.03179	
144 Methylcyclohexane	0.35073	0.36003	0.38097	0.40583	0.45075	0.40278	0.40688	0.44455	AVRG		0.40032		8.97510	

Report Date : 26-Feb-2010 23:03

TestAmerica North Canton

INITIAL CALIBRATION DATA

Start Cal Date : 01-DEC-2009 21:19
End Cal Date : 26-FEB-2010 20:40
Quant Method : ISTD
Target Version : 4.14
Integrator : HP RTE
Method file : \\cansvr11\dd\chem\MSV\a3ux8a.i\M00226A-IC.b\8260SUX8.m
Last Edit : 26-Feb-2010 23:01 latat

Compound	5.0000 Level 1	10.0000 Level 2	25.0000 Level 3	50.0000 Level 4	100.0000 Level 5	250.0000 Level 6	500.0000 Level 7	1000.0000 Level 8	Curve	Coefficients b	Coefficients m1	Coefficients m2	%RSD or R^2	
145 Dimethoxymethane	+++++	+++++	+++++	+++++	+++++	+++++	+++++	+++++	AVRG		0.000e+000		0.000e+000	<-
146 2-Methylnaphthalene	+++++	+++++	50824	137876	359132	961921	2000788	3720850	WLINR	0.08243	1.21848		0.99814	
147 Ethyl Acrylate	+++++	+++++	0.33186	0.29140	0.31123	0.36049	0.32704	0.34993	AVRG		0.32866		7.66187	
148 n-Butyl Acrylate	+++++	+++++	+++++	+++++	+++++	+++++	+++++	+++++	AVRG		0.000e+000		0.000e+000	<-
149 1,2:3,4-Diepoxybutane	+++++	+++++	+++++	+++++	+++++	+++++	+++++	+++++	AVRG		0.000e+000		0.000e+000	<-
150 Bromoacetone	+++++	+++++	+++++	+++++	+++++	+++++	+++++	+++++	AVRG		0.000e+000		0.000e+000	<-
151 Allyl Alcohol	+++++	+++++	+++++	+++++	+++++	+++++	+++++	+++++	AVRG		0.000e+000		0.000e+000	<-

Report Date : 26-Feb-2010 23:03

TestAmerica North Canton

INITIAL CALIBRATION DATA

Start Cal Date : 01-DEC-2009 21:19
End Cal Date : 26-FEB-2010 20:40
Quant Method : ISTD
Target Version : 4.14
Integrator : HP RTE
Method file : \\cansvr11\dd\chem\MSV\a3ux8a.i\M00226A-IC.b\8260SUX8.m
Last Edit : 26-Feb-2010 23:01 latat

Compound	5.0000 Level 1	10.0000 Level 2	25.0000 Level 3	50.0000 Level 4	100.0000 Level 5	250.0000 Level 6	Curve	Coefficients b	Coefficients m1	Coefficients m2	%RSD or R^2	
	500.0000 Level 7	1000.0000 Level 8										
152 Acenaphthylene	+++++	+++++	+++++	+++++	+++++	+++++						
	+++++	+++++					AVRG		0.000e+000		0.000e+000	<-
153 Vinyl Acetate-86	+++++	+++++	+++++	+++++	+++++	+++++						
	+++++	+++++					AVRG		0.000e+000		0.000e+000	
154 1,3-Butadiene	+++++	+++++	+++++	+++++	+++++	+++++						
	+++++	+++++					AVRG		0.000e+000		0.000e+000	<-
155 tert-Butyl Ethyl ether	+++++	+++++	0.73848	0.74709	0.78121	0.78413						
	0.81375	0.79926					AVRG		0.77732		3.76965	
156 tert-Amyl Methyl ether	+++++	+++++	0.52848	0.54911	0.57935	0.59715						
	0.60976	0.61016					AVRG		0.57900		5.82721	
157 1,2,3-Trimethylbenzene	+++++	+++++	1.90657	1.98463	2.19152	2.13000						
	2.18979	2.21636					AVRG		2.10315		6.07228	
$ 4 Dibromofluoromethane	0.21399	0.23601	0.21228	0.20396	0.19331	0.20164						
	0.20074	0.20957					AVRG		0.20894		6.15873	

Report Date : 26-Feb-2010 23:03

TestAmerica North Canton

INITIAL CALIBRATION DATA

Start Cal Date : 01-DEC-2009 21:19
End Cal Date : 26-FEB-2010 20:40
Quant Method : ISTD
Target Version : 4.14
Integrator : HP RTE
Method file : \\cansvr11\dd\chem\MSV\a3ux8a.i\M00226A-IC.b\8260SUX8.m
Last Edit : 26-Feb-2010 23:01 latat

Compound	5.0000 Level 1	10.0000 Level 2	25.0000 Level 3	50.0000 Level 4	100.0000 Level 5	250.0000 Level 6	Curve	Coefficients b	m1	m2	%RSD or R^2
	500.0000 Level 7	1000.0000 Level 8									
$ 5 1,2-Dichloroethane-d4	7825	13679	30230	56011	106399	249475					
	487824	1034500					WLINR	-0.01242	0.25956		0.99835
$ 6 Toluene-d8	0.98867	0.87613	0.83024	0.79111	0.79698	0.83844					
	0.82462	0.84844					AVRG		0.84933		7.36059
$ 7 Bromofluorobenzene	9252	15768	36303	64628	128699	330791					
	618569	1265753					WLINR	-0.01034	0.40265		0.99989

Report Date : 26-Feb-2010 23:03

TestAmerica North Canton

INITIAL CALIBRATION DATA

Start Cal Date : 01-DEC-2009 21:19
End Cal Date : 26-FEB-2010 20:40
Quant Method : ISTD
Target Version : 4.14
Integrator : HP RTE
Method file : \\cansvr11\dd\chem\MSV\a3ux8a.i\M00226A-IC.b\8260SUX8.m
Last Edit : 26-Feb-2010 23:01 latat

Curve	Formula	Units
Averaged	Amt = Rsp/m1	Response
Linear	Amt = b + Rsp/m1	Response
Wt Linear	Amt = b + Rsp/m1	Response
Quad	Amt = b + m1*Rsp + m2*Rsp^2	Response

TestAmerica

THE LEADER IN ENVIRONMENTAL TESTING

North Canton

Work Instruction WI-NC-041A_110308
Effective _____

Data review checklist: 8260 A/8260B/624 Initial Calibration

Method (check the applicable box): ☐ 8260A ☐8260B ☐ 624

Analysis Date: 2-26-10 **Run batch ID:**_____

Curve ID:_____ **(curve ID must include instrument designation and date reference)**

Acceptance criteria is found in the applicable laboratory SOP. If item is N/A, mark as such in Notes column

Item for review	**Level I** Yes No	**Level II** Yes No
Tune:		
BFB passes, all points within 12 hr clock (24 hr for 624)	Yes	Yes
All calibration points ID'd on Calibration Summary Form	Yes	Yes
Documentation: Raw data and run logs present for all points	Yes	Yes
Run log and Raw data clearly indicate method by version	Yes	Yes
RLs: Minimum of 5 points, lowest standards at or below RL	Yes	Yes
Linearity: 8260 CCCs ≤ 30% RSD	Yes	Yes
Linear Regression curve fit for all >15% RSD (35% 624) r2>0.980 (r>0.990)	Yes	Yes
Plots for all Linear Regressions printed	Yes	Yes
Response: SPCCs all pass minimum response factors	Yes	Yes
ICV- Second source standard Analytes 60-140% recovery, problem compounds may be allowed outside these limits, but must be evaluated (acrolein, acrylonitrile, 2-ceve, propionitrile, trans 1,4-dichloro-2-butene) Internal Standards 50-200% of recent curve	Yes	Yes
Manual integrations: necessary, correct & documented	NA	NA
Other: Verify Avg RF on Cal Summary matches Avg RF on Con Cal form	NA	NA

Reviewed by Analyst/ Level I: Todd J. Lata Date: 3-1-10

Reviewed by Peer/Sup/ Level II: Thomas E. Stiller Date: 3/2/10

By signing in "Reviewed by" above I agree that I have reviewed the data as indicated on this checklist.

*Peer/Sup only: In addition to the items above, all manual integrations in this package have been reviewed and found acceptable.

Reviewed by Peer/Sup:_____ Date:_____

16 Acetone
Curve Type: Linear By-Response
Amt = -0.2238772 + Rsp/0.1136857
R^2: 0.9991813
Amount/ISTD Amount
Area/ISTD Area
0.0
0.1
0.2
0.3
0.4
0.5
0.6
0.7
0.8
0.9
1.0

99 n-Butanol
Curve Type: Wt Linear By-Response
Amt = 0.7667339 + Rsp/0.009089261
R^2: 0.9990217
Amount/ISTD Amount
Area/ISTD Area (x10^-1)
0 2 4 6 8 10 12 14 16 18 20 22 24 26 28 30 32 34 36 38 40 42 44 46 48 50 52 54 56 58 60 62 64 66 68 70 72 74 76 78 80 82 84 86 88 90 92 94
0.00 0.40 0.80 1.20 1.60 2.00 2.40 2.80 3.20 3.60 4.00 4.40 4.80 5.20 5.60 6.00 6.40 6.80 7.20 7.60

101 2-Nitropropane
Curve Type: Quadratic By-Response
Amt = -8.61028e-002 + 17.60648*Rsp + -5.57832*Rsp^2
R^2: 0.9995105
Amount/ISTD Amount
Area/ISTD Area (x10^-1)
0.00 0.30 0.60 0.90 1.20 1.50 1.80 2.10 2.40 2.70 3.00 3.30 3.60 3.90 4.20 4.50 4.80 5.10 5.40 5.70 6.00

105 Benzyl Chloride

Curve Type: Quadratic By-Response
Amt = 0.0895713 + 1.183106*Rsp + -6.397439e-002*Rsp^2
R^2: 0.9985293

146 2-Methylnaphthalene
Curve Type: Wt Linear By-Response
Amt = 0.0824288 + Rsp/1.218482
R^2: 0.9981417
Amount/ISTD Amount
Area/ISTD Area
0.0
0.2
0.4
0.6
0.8
1.0
1.2
1.4
1.6
1.8
2.0
2.2
2.4
2.6
2.8
3.0
3.2
3.4
3.6
3.8
4.0
4.2
4.4
4.6
4.8
5.0
5.2
5.4
5.6
5.8
6.0
6.2
6.4
6.6
6.8
7.0
7.2
7.4
7.6
7.8
8.0
8.2
8.4
8.6
8.8
9.0
9.2
0
1
2
3
4
5
6
7
8
9
10

$ 5 1,2-Dichloroethane-d4

$ 7 Bromofluorobenzene
Curve Type: Wt Linear By-Response
Amt = -1.03436e-002 + Rsp/0.4026539
R^2: 0.9998933
Amount/ISTD Amount
Area/ISTD Area
0.0 0.1 0.2 0.3 0.4 0.5 0.6 0.7 0.8 0.9 1.0 1.1 1.2 1.3 1.4 1.5 1.6 1.7
0.0 0.1 0.2 0.3 0.4 0.5 0.6 0.7 0.8 0.9 1.0 1.1 1.2 1.3 1.4 1.5 1.6 1.7 1.8 1.9 2.0 2.1 2.2 2.3 2.4 2.5 2.6 2.7 2.8 2.9 3.0 3.1 3.2 3.3 3.4 3.5 3.6 3.7 3.8 3.9 4.0 4.1 4.2 4.3 4.4 4.5 4.6 4.7 4.8

Data File: \\cansvr11\dd\chem\MSV\a3ux8a.i\M00226A-IC.b\UX82632.D
Report Date: 26-Feb-2010 23:14

TestAmerica North Canton

VOLATILE REPORT SW-846 Method 8260A/8260B

Data file : \\cansvr11\dd\chem\MSV\a3ux8a.i\M00226A-IC.b\UX82632.D
Lab Smp Id: 1000NG-IC
Inj Date : 26-FEB-2010 18:11
Operator : 402279 Inst ID: a3ux8a.i
Smp Info : 1000NG-IC
Misc Info : M00226A-IC,8260SUX8,1-8260.SUB,402279,1,8
Comment :
Method : \\cansvr11\dd\chem\MSV\a3ux8a.i\M00226A-IC.b\8260SUX8.m
Meth Date : 26-Feb-2010 23:14 a3ux8a.i Quant Type: ISTD
Cal Date : 14-DEC-2009 20:35 Cal File: UX81428.D
Als bottle: 2 Calibration Sample, Level: 8
Dil Factor: 1.00000
Integrator: HP RTE Compound Sublist: 1-8260.SUB
Target Version: 4.14
Processing Host: CANPGCV909

Concentration Formula: Amt * DF * 1/Vo * CpndVariable

Name	Value	Description
DF	1.000	Dilution Factor
Vo	5.000	Sample Volume
Va	100.000	Injection Volume
Cpnd Variable		Local Compound Variable

Compounds	QUANT SIG MASS	RT	EXP RT	REL RT	RESPONSE	AMOUNTS CAL-AMT (ng)	AMOUNTS ON-COL (ng)
* 1 Fluorobenzene	96	5.306	5.306	(1.000)	969007	250.000	
* 2 Chlorobenzene-d5	117	7.848	7.848	(1.000)	780109	250.000	
* 3 1,4-Dichlorobenzene-d4	152	10.045	10.045	(1.000)	394784	250.000	
$ 4 Dibromofluoromethane	113	4.782	4.782	(0.901)	812294	1000.00	1003.0(A)
$ 5 1,2-Dichloroethane-d4	65	5.056	5.056	(0.953)	1034500	1000.00	1025.1(A)
$ 6 Toluene-d8	98	6.577	6.577	(1.240)	3288584	1000.00	998.96
$ 7 Bromofluorobenzene	95	8.925	8.925	(1.137)	1265753	1000.00	1004.8(A)
8 Dichlorodifluoromethane	85	1.655	1.655	(0.312)	739311	1000.00	1172.6(A)
9 Chloromethane	50	1.832	1.832	(0.345)	1144124	1000.00	1037.4(A)
10 Vinyl Chloride	62	1.954	1.954	(0.368)	857534	1000.00	1115.3(A)
11 Bromomethane	94	2.258	2.258	(0.426)	187588	1000.00	515.03
12 Chloroethane	64	2.349	2.349	(0.443)	366546	1000.00	896.32
13 Trichlorofluoromethane	101	2.586	2.586	(0.488)	818748	1000.00	1054.5(A)
15 Acrolein	56	2.969	2.969	(0.560)	1928513	10000.0	9542.7
16 Acetone	43	3.103	3.103	(0.585)	914290	2000.00	2018.9(A)
17 1,1-Dichloroethene	96	3.036	3.036	(0.572)	713570	1000.00	1027.7(A)
18 Freon-113	151	3.036	3.036	(0.572)	602822	1000.00	1063.1(A)
19 Iodomethane	142	3.170	3.170	(0.598)	1506160	1000.00	1021.4(A)
20 Carbon Disulfide	76	3.225	3.225	(0.608)	2187126	1000.00	1124.3(A)
21 Methylene Chloride	84	3.438	3.438	(0.648)	874487	1000.00	900.63
22 Acetonitrile	41	3.334	3.334	(0.629)	1550781	10000.0	8936.8
23 Acrylonitrile	53	3.645	3.645	(0.687)	921165	2000.00	2022.4

Data File: \\cansvr11\dd\chem\MSV\a3ux8a.i\M00226A-IC.b\UX82632.D
Report Date: 26-Feb-2010 23:14

	Compounds	QUANT SIG MASS	RT	EXP RT	REL RT	RESPONSE	AMOUNTS CAL-AMT (ng)	AMOUNTS ON-COL (ng)
24	Methyl tert-butyl ether	73	3.645	3.645	(0.687)	1530439	1000.00	1061.4 (A)
25	trans-1,2-Dichloroethene	96	3.645	3.645	(0.687)	842325	1000.00	1022.8 (A)
26	Hexane	86	3.839	3.839	(0.724)	198113	1000.00	1082.7 (A)
28	1,1-Dichloroethane	63	3.979	3.979	(0.750)	1583556	1000.00	1007.0 (A)
29	tert-Butyl Alcohol	59	3.535	3.535	(0.666)	1432312	20000.0	19510
30	2-Butanone	43	4.430	4.430	(0.835)	1444180	2000.00	1842.8
32	cis-1,2-dichloroethene	96	4.423	4.423	(0.834)	947031	1000.00	995.58
33	2,2-Dichloropropane	77	4.423	4.423	(0.834)	829013	1000.00	1058.1 (A)
34	Bromochloromethane	128	4.612	4.612	(0.869)	508220	1000.00	1024.2 (A)
35	Chloroform	83	4.661	4.661	(0.878)	1392537	1000.00	1000.3 (A)
36	Tetrahydrofuran	42	4.642	4.642	(0.875)	479700	1000.00	1005.8 (A)
37	1,1,1-Trichloroethane	97	4.807	4.807	(0.906)	1275674	1000.00	1085.0 (A)
38	1,1-Dichloropropene	75	4.928	4.928	(0.929)	1018814	1000.00	1069.2 (A)
39	Carbon Tetrachloride	117	4.934	4.934	(0.930)	1182780	1000.00	1153.0 (A)
40	1,2-Dichloroethane	62	5.111	5.111	(0.963)	1296020	1000.00	973.22
41	Benzene	78	5.099	5.099	(0.961)	3161265	1000.00	993.91
42	Trichloroethene	130	5.591	5.591	(1.054)	1048668	1000.00	1074.7 (A)
43	1,2-Dichloropropane	63	5.780	5.780	(1.089)	898631	1000.00	1024.5 (A)
44	1,4-Dioxane	88	5.883	5.883	(1.109)	437211	50000.0	53370 (A)
45	Dibromomethane	93	5.883	5.883	(1.109)	493295	1000.00	1018.4 (A)
46	Bromodichloromethane	83	5.993	5.993	(1.130)	1019749	1000.00	1138.3 (A)
47	2-Chloroethyl vinyl ether	63	6.212	6.212	(1.171)	600202	2000.00	2252.7 (A)
48	cis-1,3-Dichloropropene	75	6.352	6.352	(1.197)	1267198	1000.00	1138.9 (A)
49	4-Methyl-2-pentanone	43	6.467	6.467	(1.219)	2911928	2000.00	2248.1 (A)
50	Toluene	91	6.638	6.638	(0.846)	3603181	1000.00	909.80
51	trans-1,3-Dichloropropene	75	6.814	6.814	(0.868)	1179629	1000.00	1185.2 (A)
52	Ethyl Methacrylate	69	6.857	6.857	(0.874)	1204406	1000.00	1139.1 (A)
53	1,1,2-Trichloroethane	97	6.978	6.978	(0.889)	751005	1000.00	992.81
54	1,3-Dichloropropane	76	7.131	7.131	(0.909)	1265823	1000.00	974.77
55	Tetrachloroethene	164	7.106	7.106	(0.905)	748838	1000.00	1037.8 (A)
56	2-Hexanone	43	7.173	7.173	(0.914)	1982897	2000.00	2134.6 (A)
57	Dibromochloromethane	129	7.331	7.331	(0.934)	911141	1000.00	1138.5 (A)
58	1,2-Dibromoethane	107	7.447	7.447	(0.949)	792676	1000.00	1053.4 (A)
59	Chlorobenzene	112	7.873	7.873	(1.003)	2508713	1000.00	975.85
60	1,1,1,2-Tetrachloroethane	131	7.940	7.940	(1.012)	968227	1000.00	1107.4 (A)
61	Ethylbenzene	106	7.952	7.952	(1.013)	1382100	1000.00	1039.8 (A)
62	m + p-Xylene	106	8.055	8.055	(1.026)	3371287	2000.00	2045.1 (A)
64	Xylene-o	106	8.432	8.432	(1.074)	1655408	1000.00	1024.0 (A)
65	Styrene	104	8.445	8.445	(1.076)	2686961	1000.00	1081.2 (A)
66	Bromoform	173	8.639	8.639	(1.101)	542525	1000.00	1213.9 (A)
67	Isopropylbenzene	105	8.767	8.767	(1.117)	4403354	1000.00	1098.3 (A)
68	1,1,2,2-Tetrachloroethane	83	9.053	9.053	(0.901)	823043	1000.00	967.96
69	1,4-Dichloro-2-butene	53	9.108	9.108	(0.907)	413125	1000.00	1160.9 (A)
70	1,2,3-Trichloropropane	110	9.108	9.108	(0.907)	304415	1000.00	965.22
71	Bromobenzene	156	9.083	9.083	(0.904)	1078653	1000.00	989.27
72	n-Propylbenzene	120	9.156	9.156	(0.912)	1200838	1000.00	1073.5 (A)
73	2-Chlorotoluene	126	9.254	9.254	(0.921)	1047572	1000.00	1020.7 (A)
74	1,3,5-Trimethylbenzene	105	9.321	9.321	(0.928)	3602405	1000.00	1119.6 (A)
75	4-Chlorotoluene	126	9.357	9.357	(0.932)	1073829	1000.00	1019.2 (A)
76	tert-Butylbenzene	119	9.643	9.643	(0.960)	3278602	1000.00	1112.8 (A)
77	1,2,4-Trimethylbenzene	105	9.686	9.686	(0.964)	3631500	1000.00	1115.2 (A)
78	sec-Butylbenzene	105	9.850	9.850	(0.981)	4564968	1000.00	1139.2 (A)
79	4-Isopropyltoluene	119	9.990	9.990	(0.995)	3807731	1000.00	1123.8 (A)
80	1,3-Dichlorobenzene	146	9.978	9.978	(0.993)	2018502	1000.00	983.25

Data File: \\cansvr11\dd\chem\MSV\a3ux8a.i\M00226A-IC.b\UX82632.D
Report Date: 26-Feb-2010 23:14

	Compounds	QUANT SIG MASS	RT	EXP RT	REL RT	RESPONSE	AMOUNTS CAL-AMT (ng)	AMOUNTS ON-COL (ng)
81	1,4-Dichlorobenzene	146	10.063	10.063	(1.002)	2074013	1000.00	968.12
82	n-Butylbenzene	91	10.391	10.391	(1.035)	3123930	1000.00	1149.1(A)
83	1,2-Dichlorobenzene	146	10.434	10.434	(1.039)	1956490	1000.00	983.54
84	1,2-Dibromo-3-chloropropane	157	11.213	11.213	(1.116)	194872	1000.00	1195.7(A)
85	1,2,4-Trichlorobenzene	180	12.022	12.022	(1.197)	1218505	1000.00	1085.4(A)
86	Hexachlorobutadiene	225	12.180	12.180	(1.213)	587091	1000.00	1087.2(A)
87	Naphthalene	128	12.289	12.289	(1.223)	3165529	1000.00	1096.2(A)
88	1,2,3-Trichlorobenzene	180	12.545	12.545	(1.249)	1113828	1000.00	1020.1(A)
98	Cyclohexane	56	4.849	4.849	(0.914)	2050384	1000.00	920.04
143	Methyl Acetate	43	3.353	3.353	(0.632)	2370631	2000.00	2060.6(A)
144	Methylcyclohexane	83	5.744	5.744	(1.083)	1723096	1000.00	1110.5(A)
141	1,3,5-Trichlorobenzene	180	11.407	11.407	(1.136)	1368664	1000.00	1069.2(A)

QC Flag Legend

A - Target compound detected but, quantitated amount exceeded maximum amount.

Data File: \\cansvr11\dd\chem\MSV\a3ux8a.i\M00226A-IC.b\UX82632.D
Report Date: 26-Feb-2010 23:14

TestAmerica North Canton

INTERNAL STANDARD COMPOUNDS
AREA AND RT SUMMARY

Instrument ID: a3ux8a.i
Lab File ID: UX82632.D
Lab Smp Id: 1000NG-IC
Analysis Type: VOA
Quant Type: ISTD
Operator: 402279
Calibration Date: 26-FEB-2010
Calibration Time: 18:53
Level: LOW
Sample Type: SOIL
Method File: \\cansvr11\dd\chem\MSV\a3ux8a.i\M00226A-IC.b\8260SUX8.m
Misc Info: M00226A-IC,8260SUX8,1-8260.SUB,402279,1,8

COMPOUND	STANDARD	AREA LIMIT LOWER	AREA LIMIT UPPER	SAMPLE	%DIFF
1 Fluorobenzene	1019892	509946	2039784	969007	-4.99
2 Chlorobenzene-d5	818266	409133	1636532	780109	-4.66
3 1,4-Dichlorobenze	423007	211504	846014	394784	-6.67

COMPOUND	STANDARD	RT LIMIT LOWER	RT LIMIT UPPER	SAMPLE	%DIFF
1 Fluorobenzene	5.30	4.80	5.80	5.31	0.04
2 Chlorobenzene-d5	7.85	7.35	8.35	7.85	0.03
3 1,4-Dichlorobenze	10.04	9.54	10.54	10.05	0.02

AREA UPPER LIMIT = +100% of internal standard area.
AREA LOWER LIMIT = - 50% of internal standard area.
RT UPPER LIMIT = + 0.50 minutes of internal standard RT.
RT LOWER LIMIT = - 0.50 minutes of internal standard RT.



Data File: \\cansvr11\dd\chem\MSV\a3ux8a.i\M00226A-IC.b\UX82632.D
Date : 26-FEB-2010 18:11
Client ID:
Sample Info: 1000NG-IC
Purge Volume: 5.0
Column phase: DB624

Instrument: a3ux8a.i
Operator: 402279
Column diameter: 0.18

Data File: \\cansvr11\dd\chem\MSV\a3ux8a.i\M00226A-IC.b\UX82633.D
Report Date: 26-Feb-2010 23:14

TestAmerica North Canton

VOLATILE REPORT SW-846 Method 8260A/8260B

Data file : \\cansvr11\dd\chem\MSV\a3ux8a.i\M00226A-IC.b\UX82633.D
Lab Smp Id: 500NG-IC
Inj Date : 26-FEB-2010 18:32
Operator : 402279 Inst ID: a3ux8a.i
Smp Info : 500NG-IC
Misc Info : M00226A-IC,8260SUX8,1-8260.SUB,402279,1,7
Comment :
Method : \\cansvr11\dd\chem\MSV\a3ux8a.i\M00226A-IC.b\8260SUX8.m
Meth Date : 26-Feb-2010 23:14 a3ux8a.i Quant Type: ISTD
Cal Date : 14-DEC-2009 19:51 Cal File: UX81426.D
Als bottle: 3 Calibration Sample, Level: 7
Dil Factor: 1.00000
Integrator: HP RTE Compound Sublist: 1-8260.SUB
Target Version: 4.14
Processing Host: CANPGCV909

Concentration Formula: Amt * DF * 1/Vo * CpndVariable

Name	Value	Description
DF	1.000	Dilution Factor
Vo	5.000	Sample Volume
Va	100.000	Injection Volume
Cpnd Variable		Local Compound Variable

	Compounds	QUANT SIG MASS	RT	EXP RT	REL RT	RESPONSE	AMOUNTS CAL-AMT (ng)	AMOUNTS ON-COL (ng)
* 1	Fluorobenzene	96	5.304	5.304	(1.000)	964178	250.000	
* 2	Chlorobenzene-d5	117	7.847	7.847	(1.000)	769465	250.000	
* 3	1,4-Dichlorobenzene-d4	152	10.043	10.043	(1.000)	403466	250.000	
$ 4	Dibromofluoromethane	113	4.787	4.787	(0.903)	387106	500.000	480.39
$ 5	1,2-Dichloroethane-d4	65	5.054	5.054	(0.953)	487824	500.000	484.20
$ 6	Toluene-d8	98	6.581	6.581	(1.241)	1590170	500.000	485.46
$ 7	Bromofluorobenzene	95	8.923	8.923	(1.137)	618569	500.000	496.54
8	Dichlorodifluoromethane	85	1.654	1.654	(0.312)	335171	500.000	534.25
9	Chloromethane	50	1.830	1.830	(0.345)	535046	500.000	487.56
10	Vinyl Chloride	62	1.952	1.952	(0.368)	390012	500.000	509.77
11	Bromomethane	94	2.268	2.268	(0.428)	133464	500.000	368.26
12	Chloroethane	64	2.365	2.365	(0.446)	201598	500.000	495.44
13	Trichlorofluoromethane	101	2.596	2.596	(0.490)	388958	500.000	503.47
15	Acrolein	56	2.968	2.968	(0.560)	990161	5000.00	4924.0
16	Acetone	43	3.101	3.101	(0.585)	446182	1000.00	961.66
17	1,1-Dichloroethene	96	3.041	3.041	(0.573)	331650	500.000	480.06
18	Freon-113	151	3.047	3.047	(0.574)	279430	500.000	495.25
19	Iodomethane	142	3.174	3.174	(0.599)	716003	500.000	487.98
20	Carbon Disulfide	76	3.229	3.229	(0.609)	1004722	500.000	519.09
21	Methylene Chloride	84	3.436	3.436	(0.648)	416403	500.000	431.00
22	Acetonitrile	41	3.333	3.333	(0.628)	743531	5000.00	4306.2
23	Acrylonitrile	53	3.643	3.643	(0.687)	434628	1000.00	958.99

Data File: \\cansvr11\dd\chem\MSV\a3ux8a.i\M00226A-IC.b\UX82633.D
Report Date: 26-Feb-2010 23:14

	Compounds	QUANT SIG MASS	RT	EXP RT	REL RT	RESPONSE	AMOUNTS CAL-AMT (ng)	AMOUNTS ON-COL (ng)
24	Methyl tert-butyl ether	73	3.643	3.643	(0.687)	724958	500.000	505.28
25	trans-1,2-Dichloroethene	96	3.649	3.649	(0.688)	396244	500.000	483.57
26	Hexane	86	3.844	3.844	(0.725)	88770	500.000	487.56
28	1,1-Dichloroethane	63	3.977	3.977	(0.750)	725516	500.000	463.68
29	tert-Butyl Alcohol	59	3.527	3.527	(0.665)	701385	10000.0	9601.4
30	2-Butanone	43	4.428	4.428	(0.835)	673315	1000.00	863.45
32	cis-1,2-dichloroethene	96	4.422	4.422	(0.834)	437788	500.000	462.54
33	2,2-Dichloropropane	77	4.422	4.422	(0.834)	399917	500.000	512.99
34	Bromochloromethane	128	4.610	4.610	(0.869)	235637	500.000	477.26
35	Chloroform	83	4.659	4.659	(0.878)	640245	500.000	462.21
36	Tetrahydrofuran	42	4.647	4.647	(0.876)	223422	500.000	470.78
37	1,1,1-Trichloroethane	97	4.811	4.811	(0.907)	596081	500.000	509.55
38	1,1-Dichloropropene	75	4.926	4.926	(0.929)	471543	500.000	497.36
39	Carbon Tetrachloride	117	4.939	4.939	(0.931)	546318	500.000	535.26
40	1,2-Dichloroethane	62	5.115	5.115	(0.964)	606339	500.000	457.60
41	Benzene	78	5.097	5.097	(0.961)	1484131	500.000	468.95
42	Trichloroethene	130	5.590	5.590	(1.054)	449891	500.000	463.36
43	1,2-Dichloropropane	63	5.784	5.784	(1.091)	422110	500.000	483.66
44	1,4-Dioxane	88	5.882	5.882	(1.109)	191556	25000.0	23500
45	Dibromomethane	93	5.882	5.882	(1.109)	229190	500.000	475.52
46	Bromodichloromethane	83	5.991	5.991	(1.130)	461527	500.000	517.77
47	2-Chloroethyl vinyl ether	63	6.216	6.216	(1.172)	278308	1000.00	1049.8
48	cis-1,3-Dichloropropene	75	6.350	6.350	(1.197)	577857	500.000	521.95
49	4-Methyl-2-pentanone	43	6.466	6.466	(1.219)	1360961	1000.00	1056.0
50	Toluene	91	6.636	6.636	(0.846)	1671485	500.000	427.89
51	trans-1,3-Dichloropropene	75	6.812	6.812	(0.868)	529011	500.000	538.86
52	Ethyl Methacrylate	69	6.855	6.855	(0.874)	559155	500.000	536.13
53	1,1,2-Trichloroethane	97	6.977	6.977	(0.889)	350510	500.000	469.77
54	1,3-Dichloropropane	76	7.129	7.129	(0.909)	597759	500.000	466.68
55	Tetrachloroethene	164	7.104	7.104	(0.905)	345984	500.000	486.11
56	2-Hexanone	43	7.171	7.171	(0.914)	930527	1000.00	1015.6
57	Dibromochloromethane	129	7.335	7.335	(0.935)	405578	500.000	513.80
58	1,2-Dibromoethane	107	7.451	7.451	(0.950)	367903	500.000	495.69
59	Chlorobenzene	112	7.871	7.871	(1.003)	1173359	500.000	462.73
60	1,1,1,2-Tetrachloroethane	131	7.938	7.938	(1.012)	450382	500.000	522.24
61	Ethylbenzene	106	7.956	7.956	(1.014)	647792	500.000	494.09
62	m + p-Xylene	106	8.059	8.059	(1.027)	1590334	1000.00	978.07
64	Xylene-o	106	8.431	8.431	(1.074)	797162	500.000	499.94
65	Styrene	104	8.443	8.443	(1.076)	1268179	500.000	517.36
66	Bromoform	173	8.637	8.637	(1.101)	236790	500.000	537.15
67	Isopropylbenzene	105	8.765	8.765	(1.117)	2085423	500.000	527.34
68	1,1,2,2-Tetrachloroethane	83	9.057	9.057	(0.902)	439469	500.000	505.72
69	1,4-Dichloro-2-butene	53	9.106	9.106	(0.907)	190206	500.000	523.00
70	1,2,3-Trichloropropane	110	9.106	9.106	(0.907)	150542	500.000	467.06
71	Bromobenzene	156	9.081	9.081	(0.904)	515395	500.000	462.51
72	n-Propylbenzene	120	9.154	9.154	(0.912)	566644	500.000	495.68
73	2-Chlorotoluene	126	9.258	9.258	(0.922)	495774	500.000	472.66
74	1,3,5-Trimethylbenzene	105	9.319	9.319	(0.928)	1693976	500.000	515.16
75	4-Chlorotoluene	126	9.355	9.355	(0.932)	514291	500.000	477.62
76	tert-Butylbenzene	119	9.641	9.641	(0.960)	1539919	500.000	511.43
77	1,2,4-Trimethylbenzene	105	9.684	9.684	(0.964)	1720750	500.000	517.04
78	sec-Butylbenzene	105	9.854	9.854	(0.981)	2146821	500.000	524.20
79	4-Isopropyltoluene	119	9.988	9.988	(0.995)	1779902	500.000	514.02
80	1,3-Dichlorobenzene	146	9.976	9.976	(0.993)	974958	500.000	464.70

Data File: \\cansvr11\dd\chem\MSV\a3ux8a.i\M00226A-IC.b\UX82633.D
Report Date: 26-Feb-2010 23:14

	Compounds	QUANT SIG MASS	RT	EXP RT	REL RT	RESPONSE	AMOUNTS CAL-AMT (ng)	AMOUNTS ON-COL (ng)
81	1,4-Dichlorobenzene	146	10.067	10.067	(1.002)	990860	500.000	452.57
82	n-Butylbenzene	91	10.389	10.389	(1.035)	1437686	500.000	517.44
83	1,2-Dichlorobenzene	146	10.438	10.438	(1.039)	920587	500.000	452.82
84	1,2-Dibromo-3-chloropropane	157	11.211	11.211	(1.116)	89582	500.000	537.81
85	1,2,4-Trichlorobenzene	180	12.026	12.026	(1.197)	565986	500.000	493.29
86	Hexachlorobutadiene	225	12.184	12.184	(1.213)	270715	500.000	490.54
87	Naphthalene	128	12.287	12.287	(1.224)	1560504	500.000	528.77
88	1,2,3-Trichlorobenzene	180	12.549	12.549	(1.250)	530474	500.000	475.38
98	Cyclohexane	56	4.847	4.847	(0.914)	958699	500.000	432.34
143	Methyl Acetate	43	3.351	3.351	(0.632)	1046441	1000.00	914.12
144	Methylcyclohexane	83	5.742	5.742	(1.083)	784604	500.000	508.20
141	1,3,5-Trichlorobenzene	180	11.405	11.405	(1.136)	632736	500.000	483.64

Data File: \\cansvr11\dd\chem\MSV\a3ux8a.i\M00226A-IC.b\UX82633.D
Report Date: 26-Feb-2010 23:14

TestAmerica North Canton

INTERNAL STANDARD COMPOUNDS
AREA AND RT SUMMARY

Instrument ID: a3ux8a.i
Lab File ID: UX82633.D
Lab Smp Id: 500NG-IC
Analysis Type: VOA
Quant Type: ISTD
Operator: 402279
Calibration Date: 26-FEB-2010
Calibration Time: 18:53
Level: LOW
Sample Type: SOIL
Method File: \\cansvr11\dd\chem\MSV\a3ux8a.i\M00226A-IC.b\8260SUX8.m
Misc Info: M00226A-IC,8260SUX8,1-8260.SUB,402279,1,7

		AREA LIMIT			
COMPOUND	STANDARD	LOWER	UPPER	SAMPLE	%DIFF
1 Fluorobenzene	1019892	509946	2039784	964178	-5.46
2 Chlorobenzene-d5	818266	409133	1636532	769465	-5.96
3 1,4-Dichlorobenze	423007	211504	846014	403466	-4.62

		RT LIMIT			
COMPOUND	STANDARD	LOWER	UPPER	SAMPLE	%DIFF
1 Fluorobenzene	5.30	4.80	5.80	5.30	0.00
2 Chlorobenzene-d5	7.85	7.35	8.35	7.85	0.00
3 1,4-Dichlorobenze	10.04	9.54	10.54	10.04	0.00

AREA UPPER LIMIT = +100% of internal standard area.
AREA LOWER LIMIT = - 50% of internal standard area.
RT UPPER LIMIT = + 0.50 minutes of internal standard RT.
RT LOWER LIMIT = - 0.50 minutes of internal standard RT.



Data File: \\cansvr11\dd\chem\MSV\a3ux8a.i\M002260-IC.b\UX82633.D
Date : 26-FEB-2010 18:32
Client ID:
Sample Info: 500NG-IC
Purge Volume: 5.0
Column phase: DB624

Instrument: a3ux8a.i
Operator: 402279
Column diameter: 0.18

Data File: \\cansvr11\dd\chem\MSV\a3ux8a.i\M00226A-IC.b\UX82634.D
Report Date: 26-Feb-2010 23:14

TestAmerica North Canton

VOLATILE REPORT SW-846 Method 8260A/8260B

Data file : \\cansvr11\dd\chem\MSV\a3ux8a.i\M00226A-IC.b\UX82634.D
Lab Smp Id: 250NG-IC
Inj Date : 26-FEB-2010 18:53
Operator : 402279 Inst ID: a3ux8a.i
Smp Info : 250NG-IC
Misc Info : M00226A-IC,8260SUX8,1-8260.SUB,402279,1,6
Comment :
Method : \\cansvr11\dd\chem\MSV\a3ux8a.i\M00226A-IC.b\8260SUX8.m
Meth Date : 26-Feb-2010 23:14 a3ux8a.i Quant Type: ISTD
Cal Date : 14-DEC-2009 20:13 Cal File: UX81427.D
Als bottle: 4 Calibration Sample, Level: 6
Dil Factor: 1.00000
Integrator: HP RTE Compound Sublist: 1-8260.SUB
Target Version: 4.14
Processing Host: CANPGCV909

Concentration Formula: Amt * DF * 1/Vo * CpndVariable

Name	Value	Description
DF	1.000	Dilution Factor
Vo	5.000	Sample Volume
Va	100.000	Injection Volume
Cpnd Variable		Local Compound Variable

Compounds	QUANT SIG MASS	RT	EXP RT	REL RT	RESPONSE	AMOUNTS CAL-AMT (ng)	AMOUNTS ON-COL (ng)
* 1 Fluorobenzene	96	5.303	5.303	(1.000)	1019892	250.000	
* 2 Chlorobenzene-d5	117	7.846	7.846	(1.000)	818266	250.000	
* 3 1,4-Dichlorobenzene-d4	152	10.042	10.042	(1.000)	423007	250.000	
$ 4 Dibromofluoromethane	113	4.786	4.786	(0.903)	205652	250.000	241.27
$ 5 1,2-Dichloroethane-d4	65	5.054	5.054	(0.953)	249475	250.000	232.49
$ 6 Toluene-d8	98	6.581	6.581	(1.241)	855115	250.000	246.79
$ 7 Bromofluorobenzene	95	8.923	8.923	(1.137)	330791	250.000	248.41
8 Dichlorodifluoromethane	85	1.659	1.659	(0.313)	177141	250.000	266.93
9 Chloromethane	50	1.830	1.830	(0.345)	289740	250.000	249.60
10 Vinyl Chloride	62	1.951	1.951	(0.368)	209105	250.000	258.38
11 Bromomethane	94	2.274	2.274	(0.429)	93449	250.000	243.76
12 Chloroethane	64	2.371	2.371	(0.447)	115503	250.000	268.35
13 Trichlorofluoromethane	101	2.596	2.596	(0.490)	218204	250.000	267.02
15 Acrolein	56	2.973	2.973	(0.561)	530338	2500.00	2493.3
16 Acetone	43	3.101	3.101	(0.585)	253501	500.000	490.62
17 1,1-Dichloroethene	96	3.040	3.040	(0.573)	175118	250.000	239.64
18 Freon-113	151	3.040	3.040	(0.573)	143038	250.000	239.66
19 Iodomethane	142	3.180	3.180	(0.600)	381733	250.000	245.95
20 Carbon Disulfide	76	3.229	3.229	(0.609)	515879	250.000	251.97
21 Methylene Chloride	84	3.442	3.442	(0.649)	228449	250.000	223.54
22 Acetonitrile	41	3.332	3.332	(0.628)	415442	2500.00	2274.6
23 Acrylonitrile	53	3.643	3.643	(0.687)	230996	500.000	481.84

Data File: \\cansvr11\dd\chem\MSV\a3ux8a.i\M00226A-IC.b\UX82634.D
Report Date: 26-Feb-2010 23:14

Compounds	QUANT SIG MASS	RT	EXP RT	REL RT	RESPONSE	AMOUNTS CAL-AMT (ng)	AMOUNTS ON-COL (ng)
24 Methyl tert-butyl ether	73	3.643	3.643	(0.687)	358020	250.000	235.90
25 trans-1,2-Dichloroethene	96	3.649	3.649	(0.688)	213129	250.000	245.89
26 Hexane	86	3.843	3.843	(0.725)	49067	250.000	254.78
28 1,1-Dichloroethane	63	3.977	3.977	(0.750)	396797	250.000	239.74
29 tert-Butyl Alcohol	59	3.521	3.521	(0.664)	358377	5000.00	4637.9
30 2-Butanone	43	4.427	4.427	(0.835)	366401	500.000	444.20
32 cis-1,2-dichloroethene	96	4.421	4.421	(0.834)	245045	250.000	244.75
33 2,2-Dichloropropane	77	4.421	4.421	(0.834)	210049	250.000	254.72
34 Bromochloromethane	128	4.610	4.610	(0.869)	129866	250.000	248.66
35 Chloroform	83	4.659	4.659	(0.878)	356413	250.000	243.25
36 Tetrahydrofuran	42	4.646	4.646	(0.876)	109938	250.000	219.00
37 1,1,1-Trichloroethane	97	4.811	4.811	(0.907)	309290	250.000	249.95
38 1,1-Dichloropropene	75	4.932	4.932	(0.930)	256080	250.000	255.34
39 Carbon Tetrachloride	117	4.938	4.938	(0.931)	280084	250.000	259.42
40 1,2-Dichloroethane	62	5.115	5.115	(0.964)	335738	250.000	239.54
41 Benzene	78	5.097	5.097	(0.961)	807828	250.000	241.31
42 Trichloroethene	130	5.589	5.589	(1.054)	243262	250.000	236.86
43 1,2-Dichloropropane	63	5.784	5.784	(1.091)	231311	250.000	250.56
44 1,4-Dioxane	88	5.881	5.881	(1.109)	107021	12500.0	12412
45 Dibromomethane	93	5.881	5.881	(1.109)	125468	250.000	246.10
46 Bromodichloromethane	83	5.991	5.991	(1.130)	245113	250.000	259.96
47 2-Chloroethyl vinyl ether	63	6.210	6.210	(1.171)	146678	500.000	523.06
48 cis-1,3-Dichloropropene	75	6.356	6.356	(1.198)	308499	250.000	263.43
49 4-Methyl-2-pentanone	43	6.465	6.465	(1.219)	730412	500.000	535.78
50 Toluene	91	6.636	6.636	(0.846)	928518	250.000	223.52
51 trans-1,3-Dichloropropene	75	6.812	6.812	(0.868)	281651	250.000	269.79
52 Ethyl Methacrylate	69	6.855	6.855	(0.874)	299290	250.000	269.85
53 1,1,2-Trichloroethane	97	6.976	6.976	(0.889)	194427	250.000	245.04
54 1,3-Dichloropropane	76	7.128	7.128	(0.909)	326751	250.000	239.89
55 Tetrachloroethene	164	7.104	7.104	(0.905)	186239	250.000	246.06
56 2-Hexanone	43	7.171	7.171	(0.914)	508126	500.000	521.50
57 Dibromochloromethane	129	7.335	7.335	(0.935)	215059	250.000	256.19
58 1,2-Dibromoethane	107	7.451	7.451	(0.950)	201222	250.000	254.94
59 Chlorobenzene	112	7.871	7.871	(1.003)	652416	250.000	241.94
60 1,1,1,2-Tetrachloroethane	131	7.938	7.938	(1.012)	236863	250.000	258.27
61 Ethylbenzene	106	7.956	7.956	(1.014)	346325	250.000	248.40
62 m + p-Xylene	106	8.059	8.059	(1.027)	867073	500.000	501.46
64 Xylene-o	106	8.430	8.430	(1.074)	433806	250.000	255.84
65 Styrene	104	8.442	8.442	(1.076)	690989	250.000	265.08
66 Bromoform	173	8.637	8.637	(1.101)	119636	250.000	255.21
67 Isopropylbenzene	105	8.765	8.765	(1.117)	1102683	250.000	262.21
68 1,1,2,2-Tetrachloroethane	83	9.051	9.051	(0.901)	228670	250.000	250.99
69 1,4-Dichloro-2-butene	53	9.112	9.112	(0.907)	97007	250.000	254.41
70 1,2,3-Trichloropropane	110	9.106	9.106	(0.907)	79779	250.000	236.08
71 Bromobenzene	156	9.081	9.081	(0.904)	286395	250.000	245.14
72 n-Propylbenzene	120	9.154	9.154	(0.912)	302325	250.000	252.24
73 2-Chlorotoluene	126	9.258	9.258	(0.922)	270567	250.000	246.04
74 1,3,5-Trimethylbenzene	105	9.318	9.318	(0.928)	894966	250.000	259.60
75 4-Chlorotoluene	126	9.355	9.355	(0.932)	281142	250.000	249.03
76 tert-Butylbenzene	119	9.641	9.641	(0.960)	809485	250.000	256.42
77 1,2,4-Trimethylbenzene	105	9.683	9.683	(0.964)	919339	250.000	263.48
78 sec-Butylbenzene	105	9.854	9.854	(0.981)	1138519	250.000	265.16
79 4-Isopropyltoluene	119	9.988	9.988	(0.995)	944344	250.000	260.12
80 1,3-Dichlorobenzene	146	9.975	9.975	(0.993)	531513	250.000	241.64

Data File: \\cansvr11\dd\chem\MSV\a3ux8a.i\M00226A-IC.b\UX82634.D
Report Date: 26-Feb-2010 23:14

	Compounds	QUANT SIG MASS	RT	EXP RT	REL RT	RESPONSE	AMOUNTS CAL-AMT (ng)	AMOUNTS ON-COL (ng)
81	1,4-Dichlorobenzene	146	10.067	10.067	(1.002)	541055	250.000	235.71
82	n-Butylbenzene	91	10.389	10.389	(1.035)	758067	250.000	260.23
83	1,2-Dichlorobenzene	146	10.438	10.438	(1.039)	508359	250.000	238.50
84	1,2-Dibromo-3-chloropropane	157	11.210	11.210	(1.116)	42158	250.000	241.41
85	1,2,4-Trichlorobenzene	180	12.026	12.026	(1.197)	305371	250.000	253.85
86	Hexachlorobutadiene	225	12.184	12.184	(1.213)	146262	250.000	252.79
87	Naphthalene	128	12.287	12.287	(1.224)	811128	250.000	262.15
88	1,2,3-Trichlorobenzene	180	12.549	12.549	(1.250)	292296	250.000	249.84
98	Cyclohexane	56	4.847	4.847	(0.914)	518880	250.000	221.21
143	Methyl Acetate	43	3.351	3.351	(0.632)	555334	500.000	458.61
144	Methylcyclohexane	83	5.741	5.741	(1.083)	410795	250.000	251.54
141	1,3,5-Trichlorobenzene	180	11.405	11.405	(1.136)	334066	250.000	243.55

Data File: \\cansvr11\dd\chem\MSV\a3ux8a.i\M00226A-IC.b\UX82634.D
Report Date: 26-Feb-2010 23:14

TestAmerica North Canton

INTERNAL STANDARD COMPOUNDS
AREA AND RT SUMMARY

Instrument ID: a3ux8a.i
Lab File ID: UX82634.D
Lab Smp Id: 250NG-IC
Analysis Type: VOA
Quant Type: ISTD
Operator: 402279
Method File: \\cansvr11\dd\chem\MSV\a3ux8a.i\M00226A-IC.b\8260SUX8.m
Misc Info: M00226A-IC,8260SUX8,1-8260.SUB,402279,1,6

Calibration Date: 26-FEB-2010
Calibration Time: 18:53
Level: LOW
Sample Type: SOIL

COMPOUND	STANDARD	AREA LIMIT LOWER	AREA LIMIT UPPER	SAMPLE	%DIFF
1 Fluorobenzene	1019892	509946	2039784	1019892	0.00
2 Chlorobenzene-d5	818266	409133	1636532	818266	0.00
3 1,4-Dichlorobenze	423007	211504	846014	423007	0.00

COMPOUND	STANDARD	RT LIMIT LOWER	RT LIMIT UPPER	SAMPLE	%DIFF
1 Fluorobenzene	5.30	4.80	5.80	5.30	0.00
2 Chlorobenzene-d5	7.85	7.35	8.35	7.85	0.00
3 1,4-Dichlorobenze	10.04	9.54	10.54	10.04	0.00

AREA UPPER LIMIT = +100% of internal standard area.
AREA LOWER LIMIT = - 50% of internal standard area.
RT UPPER LIMIT = + 0.50 minutes of internal standard RT.
RT LOWER LIMIT = - 0.50 minutes of internal standard RT.



Data File: \\cansvr11\dd\chem\MSV\a3ux8a,i\M00226A-IC,b\UX82634,D
Date : 26-FEB-2010 18:53
Client ID:
Sample Info: 250NG-IC
Purge Volume: 5.0
Column phase: DB624

Instrument: a3ux8a,i
Operator: 402279
Column diameter: 0.18

Data File: \\cansvr11\dd\chem\MSV\a3ux8a.i\M00226A-IC.b\UX82635.D
Report Date: 26-Feb-2010 23:14

TestAmerica North Canton

VOLATILE REPORT SW-846 Method 8260A/8260B

Data file : \\cansvr11\dd\chem\MSV\a3ux8a.i\M00226A-IC.b\UX82635.D
Lab Smp Id: 100NG-IC
Inj Date : 26-FEB-2010 19:15
Operator : 402279 Inst ID: a3ux8a.i
Smp Info : 100NG-IC
Misc Info : M00226A-IC,8260SUX8,1-8260.SUB,402279,1,5
Comment :
Method : \\cansvr11\dd\chem\MSV\a3ux8a.i\M00226A-IC.b\8260SUX8.m
Meth Date : 26-Feb-2010 23:14 a3ux8a.i Quant Type: ISTD
Cal Date : 14-DEC-2009 20:35 Cal File: UX81428.D
Als bottle: 5 Calibration Sample, Level: 5
Dil Factor: 1.00000
Integrator: HP RTE Compound Sublist: 1-8260.SUB
Target Version: 4.14
Processing Host: CANPGCV909

Concentration Formula: Amt * DF * 1/Vo * CpndVariable

Name	Value	Description
DF	1.000	Dilution Factor
Vo	5.000	Sample Volume
Va	100.000	Injection Volume
Cpnd Variable		Local Compound Variable

Compounds	QUANT SIG MASS	RT	EXP RT	REL RT	RESPONSE	AMOUNTS CAL-AMT (ng)	AMOUNTS ON-COL (ng)
* 1 Fluorobenzene	96	5.308	5.308	(1.000)	997014	250.000	
* 2 Chlorobenzene-d5	117	7.845	7.845	(1.000)	785191	250.000	
* 3 1,4-Dichlorobenzene-d4	152	10.041	10.041	(1.000)	389139	250.000	
$ 4 Dibromofluoromethane	113	4.785	4.785	(0.901)	77095	100.000	92.522
$ 5 1,2-Dichloroethane-d4	65	5.053	5.053	(0.952)	106399	100.000	99.681
$ 6 Toluene-d8	98	6.580	6.580	(1.240)	317839	100.000	93.836
$ 7 Bromofluorobenzene	95	8.928	8.928	(1.138)	128699	100.000	99.181
8 Dichlorodifluoromethane	85	1.658	1.658	(0.312)	67994	100.000	104.81
9 Chloromethane	50	1.835	1.835	(0.346)	115031	100.000	101.37
10 Vinyl Chloride	62	1.950	1.950	(0.367)	82974	100.000	104.88
11 Bromomethane	94	2.279	2.279	(0.429)	39452	100.000	105.27
12 Chloroethane	64	2.376	2.376	(0.448)	47085	100.000	111.90
13 Trichlorofluoromethane	101	2.601	2.601	(0.490)	86840	100.000	108.70
15 Acrolein	56	2.972	2.972	(0.560)	180122	1000.00	866.24
16 Acetone	43	3.100	3.100	(0.584)	117681	200.000	203.59
17 1,1-Dichloroethene	96	3.045	3.045	(0.574)	78928	100.000	110.48
18 Freon-113	151	3.045	3.045	(0.574)	66501	100.000	113.98
19 Iodomethane	142	3.179	3.179	(0.599)	165232	100.000	108.90
20 Carbon Disulfide	76	3.234	3.234	(0.609)	218257	100.000	109.05
21 Methylene Chloride	84	3.441	3.441	(0.648)	104635	100.000	104.74
22 Acetonitrile	41	3.331	3.331	(0.628)	164578	1000.00	921.78
23 Acrylonitrile	53	3.641	3.641	(0.686)	92084	200.000	196.49

Data File: \\cansvr11\dd\chem\MSV\a3ux8a.i\M00226A-IC.b\UX82635.D
Report Date: 26-Feb-2010 23:14

Compounds	QUANT SIG MASS	RT	EXP RT	REL RT	RESPONSE	AMOUNTS CAL-AMT (ng)	AMOUNTS ON-COL (ng)
24 Methyl tert-butyl ether	73	3.641	3.641	(0.686)	156196	100.000	105.28
25 trans-1,2-Dichloroethene	96	3.653	3.653	(0.688)	96267	100.000	113.61
26 Hexane	86	3.842	3.842	(0.724)	21422	100.000	113.78
28 1,1-Dichloroethane	63	3.982	3.982	(0.750)	179864	100.000	111.16
29 tert-Butyl Alcohol	59	3.526	3.526	(0.664)	155298	2000.00	2055.9
30 2-Butanone	43	4.432	4.432	(0.835)	144091	200.000	178.69
32 cis-1,2-dichloroethene	96	4.426	4.426	(0.834)	106023	100.000	108.33
33 2,2-Dichloropropane	77	4.426	4.426	(0.834)	90293	100.000	112.01
34 Bromochloromethane	128	4.609	4.609	(0.868)	56952	100.000	111.55
35 Chloroform	83	4.663	4.663	(0.879)	155960	100.000	108.88
36 Tetrahydrofuran	42	4.645	4.645	(0.875)	49803	100.000	101.49
37 1,1,1-Trichloroethane	97	4.815	4.815	(0.907)	135471	100.000	111.99
38 1,1-Dichloropropene	75	4.931	4.931	(0.929)	113106	100.000	115.37
39 Carbon Tetrachloride	117	4.937	4.937	(0.930)	119634	100.000	113.35
40 1,2-Dichloroethane	62	5.114	5.114	(0.963)	145449	100.000	106.15
41 Benzene	78	5.101	5.101	(0.961)	351396	100.000	107.38
42 Trichloroethene	130	5.594	5.594	(1.054)	132214	100.000	131.69
43 1,2-Dichloropropane	63	5.783	5.783	(1.089)	99190	100.000	109.91
44 1,4-Dioxane	88	5.880	5.880	(1.108)	44932	5000.00	5330.8
45 Dibromomethane	93	5.880	5.880	(1.108)	54334	100.000	109.02
46 Bromodichloromethane	83	5.996	5.996	(1.129)	99247	100.000	107.68
47 2-Chloroethyl vinyl ether	63	6.215	6.215	(1.171)	57004	200.000	207.94
48 cis-1,3-Dichloropropene	75	6.355	6.355	(1.197)	121429	100.000	106.07
49 4-Methyl-2-pentanone	43	6.470	6.470	(1.219)	274043	200.000	205.63
50 Toluene	91	6.640	6.640	(0.846)	406443	100.000	101.96
51 trans-1,3-Dichloropropene	75	6.811	6.811	(0.868)	109680	100.000	109.48
52 Ethyl Methacrylate	69	6.859	6.859	(0.874)	117380	100.000	110.29
53 1,1,2-Trichloroethane	97	6.981	6.981	(0.890)	83558	100.000	109.75
54 1,3-Dichloropropane	76	7.127	7.127	(0.909)	139997	100.000	107.11
55 Tetrachloroethene	164	7.103	7.103	(0.905)	80901	100.000	111.39
56 2-Hexanone	43	7.176	7.176	(0.915)	188827	200.000	201.96
57 Dibromochloromethane	129	7.334	7.334	(0.935)	85035	100.000	105.57
58 1,2-Dibromoethane	107	7.450	7.450	(0.950)	85904	100.000	113.42
59 Chlorobenzene	112	7.875	7.875	(1.004)	282201	100.000	109.06
60 1,1,1,2-Tetrachloroethane	131	7.942	7.942	(1.012)	100132	100.000	113.78
61 Ethylbenzene	106	7.954	7.954	(1.014)	153252	100.000	114.55
62 m + p-Xylene	106	8.058	8.058	(1.027)	376073	200.000	226.66
64 Xylene-o	106	8.429	8.429	(1.074)	184486	100.000	113.38
65 Styrene	104	8.441	8.441	(1.076)	283956	100.000	113.52
66 Bromoform	173	8.636	8.636	(1.101)	45212	100.000	100.51
67 Isopropylbenzene	105	8.764	8.764	(1.117)	470853	100.000	116.68
68 1,1,2,2-Tetrachloroethane	83	9.056	9.056	(0.902)	74076	100.000	88.382
69 1,4-Dichloro-2-butene	53	9.110	9.110	(0.907)	37022	100.000	105.54
70 1,2,3-Trichloropropane	110	9.110	9.110	(0.907)	34530	100.000	111.07
71 Bromobenzene	156	9.080	9.080	(0.904)	121733	100.000	113.26
72 n-Propylbenzene	120	9.153	9.153	(0.912)	128012	100.000	116.10
73 2-Chlorotoluene	126	9.256	9.256	(0.922)	115892	100.000	114.56
74 1,3,5-Trimethylbenzene	105	9.317	9.317	(0.928)	378031	100.000	119.20
75 4-Chlorotoluene	126	9.360	9.360	(0.932)	120113	100.000	115.66
76 tert-Butylbenzene	119	9.640	9.640	(0.960)	340785	100.000	117.35
77 1,2,4-Trimethylbenzene	105	9.688	9.688	(0.965)	384251	100.000	119.71
78 sec-Butylbenzene	105	9.853	9.853	(0.981)	473231	100.000	119.80
79 4-Isopropyltoluene	119	9.986	9.986	(0.995)	391209	100.000	117.14
80 1,3-Dichlorobenzene	146	9.980	9.980	(0.994)	226738	100.000	112.05

Data File: \\cansvr11\dd\chem\MSV\a3ux8a.i\M00226A-IC.b\UX82635.D
Report Date: 26-Feb-2010 23:14

	Compounds	QUANT SIG MASS	RT	EXP RT	REL RT	RESPONSE	AMOUNTS CAL-AMT (ng)	AMOUNTS ON-COL (ng)
81	1,4-Dichlorobenzene	146	10.065	10.065	(1.002)	229276	100.000	108.58
82	n-Butylbenzene	91	10.394	10.394	(1.035)	301351	100.000	112.45
83	1,2-Dichlorobenzene	146	10.437	10.437	(1.039)	209500	100.000	106.84
84	1,2-Dibromo-3-chloropropane	157	11.209	11.209	(1.116)	15840	100.000	98.598
85	1,2,4-Trichlorobenzene	180	12.024	12.024	(1.198)	112507	100.000	101.67
86	Hexachlorobutadiene	225	12.182	12.182	(1.213)	56970	100.000	107.03
87	Naphthalene	128	12.286	12.286	(1.224)	303461	100.000	106.61
88	1,2,3-Trichlorobenzene	180	12.548	12.548	(1.250)	111534	100.000	103.63
98	Cyclohexane	56	4.852	4.852	(0.914)	236411	100.000	103.10
143	Methyl Acetate	43	3.355	3.355	(0.632)	224864	200.000	189.96
144	Methylcyclohexane	83	5.746	5.746	(1.083)	179762	100.000	112.60
141	1,3,5-Trichlorobenzene	180	11.404	11.404	(1.136)	132655	100.000	105.13

Data File: \\cansvr11\dd\chem\MSV\a3ux8a.i\M00226A-IC.b\UX82635.D
Report Date: 26-Feb-2010 23:14

TestAmerica North Canton

INTERNAL STANDARD COMPOUNDS
AREA AND RT SUMMARY

Instrument ID: a3ux8a.i
Lab File ID: UX82635.D
Lab Smp Id: 100NG-IC
Analysis Type: VOA
Quant Type: ISTD
Operator: 402279
Calibration Date: 26-FEB-2010
Calibration Time: 18:53
Level: LOW
Sample Type: SOIL
Method File: \\cansvr11\dd\chem\MSV\a3ux8a.i\M00226A-IC.b\8260SUX8.m
Misc Info: M00226A-IC,8260SUX8,1-8260.SUB,402279,1,5

COMPOUND	STANDARD	AREA LIMIT LOWER	AREA LIMIT UPPER	SAMPLE	%DIFF
1 Fluorobenzene	1019892	509946	2039784	997014	-2.24
2 Chlorobenzene-d5	818266	409133	1636532	785191	-4.04
3 1,4-Dichlorobenze	423007	211504	846014	389139	-8.01

COMPOUND	STANDARD	RT LIMIT LOWER	RT LIMIT UPPER	SAMPLE	%DIFF
1 Fluorobenzene	5.30	4.80	5.80	5.31	0.09
2 Chlorobenzene-d5	7.85	7.35	8.35	7.85	-0.02
3 1,4-Dichlorobenze	10.04	9.54	10.54	10.04	-0.01

AREA UPPER LIMIT = +100% of internal standard area.
AREA LOWER LIMIT = - 50% of internal standard area.
RT UPPER LIMIT = + 0.50 minutes of internal standard RT.
RT LOWER LIMIT = - 0.50 minutes of internal standard RT.



Data File: \\cansvr11\dd\chem\MSV\a3ux8a.i\H002260-IC.b\UX82635.D

Date : 26-FEB-2010 19:15

Client ID:

Sample Info: 100NG-IC

Purge Volume: 5.0

Column phase: DB624

Instrument: a3ux8a.i

Operator: 402279

Column diameter: 0.18

Data File: \\cansvr11\dd\chem\MSV\a3ux8a.i\M00226A-IC.b\UX82636.D
Report Date: 26-Feb-2010 23:14

TestAmerica North Canton

VOLATILE REPORT SW-846 Method 8260A/8260B

Data file : \\cansvr11\dd\chem\MSV\a3ux8a.i\M00226A-IC.b\UX82636.D
Lab Smp Id: 50NG-IC
Inj Date : 26-FEB-2010 19:36
Operator : 402279 Inst ID: a3ux8a.i
Smp Info : 50NG-IC
Misc Info : M00226A-IC,8260SUX8,1-8260.SUB,402279,1,4
Comment :
Method : \\cansvr11\dd\chem\MSV\a3ux8a.i\M00226A-IC.b\8260SUX8.m
Meth Date : 26-Feb-2010 23:14 a3ux8a.i Quant Type: ISTD
Cal Date : 14-DEC-2009 20:58 Cal File: UX81429.D
Als bottle: 6 Calibration Sample, Level: 4
Dil Factor: 1.00000
Integrator: HP RTE Compound Sublist: 1-8260.SUB
Target Version: 4.14
Processing Host: CANPGCV909

Concentration Formula: Amt * DF * 1/Vo * CpndVariable

Name	Value	Description
DF	1.000	Dilution Factor
Vo	5.000	Sample Volume
Va	100.000	Injection Volume
Cpnd Variable		Local Compound Variable

Compounds	QUANT SIG MASS	RT	EXP RT	REL RT	RESPONSE	AMOUNTS CAL-AMT (ng)	AMOUNTS ON-COL (ng)
* 1 Fluorobenzene	96	5.303	5.303	(1.000)	957304	250.000	
* 2 Chlorobenzene-d5	117	7.846	7.846	(1.000)	772276	250.000	
* 3 1,4-Dichlorobenzene-d4	152	10.042	10.042	(1.000)	410423	250.000	
$ 4 Dibromofluoromethane	113	4.786	4.786	(0.902)	39051	50.0000	48.810
$ 5 1,2-Dichloroethane-d4	65	5.053	5.053	(0.953)	56011	50.0000	53.248
$ 6 Toluene-d8	98	6.580	6.580	(1.241)	151467	50.0000	46.573
$ 7 Bromofluorobenzene	95	8.923	8.923	(1.137)	64628	50.0000	49.372
8 Dichlorodifluoromethane	85	1.659	1.659	(0.313)	32368	50.0000	51.964
9 Chloromethane	50	1.835	1.835	(0.346)	57324	50.0000	52.612
10 Vinyl Chloride	62	1.951	1.951	(0.368)	39073	50.0000	51.438
11 Bromomethane	94	2.286	2.286	(0.431)	20998	50.0000	58.355
12 Chloroethane	64	2.383	2.383	(0.449)	21688	50.0000	53.682
13 Trichlorofluoromethane	101	2.602	2.602	(0.491)	40490	50.0000	52.787
15 Acrolein	56	2.973	2.973	(0.561)	118741	500.000	594.74
16 Acetone	43	3.101	3.101	(0.585)	76002	100.000	118.62
17 1,1-Dichloroethene	96	3.046	3.046	(0.574)	35944	50.0000	52.403
18 Freon-113	151	3.046	3.046	(0.574)	28470	50.0000	50.821
19 Iodomethane	142	3.180	3.180	(0.600)	78065	50.0000	53.586
20 Carbon Disulfide	76	3.235	3.235	(0.610)	99062	50.0000	51.548
21 Methylene Chloride	84	3.441	3.441	(0.649)	53640	50.0000	55.919
22 Acetonitrile	41	3.332	3.332	(0.628)	96597	500.000	563.47
23 Acrylonitrile	53	3.642	3.642	(0.687)	50369	100.000	111.94

Data File: \\cansvr11\dd\chem\MSV\a3ux8a.i\M00226A-IC.b\UX82636.D
Report Date: 26-Feb-2010 23:14

Compounds	QUANT SIG MASS	RT	EXP RT	REL RT	RESPONSE	AMOUNTS CAL-AMT (ng)	AMOUNTS ON-COL (ng)
24 Methyl tert-butyl ether	73	3.642	3.642	(0.687)	73110	50.0000	51.322
25 trans-1,2-Dichloroethene	96	3.654	3.654	(0.689)	43770	50.0000	53.800
26 Hexane	86	3.849	3.849	(0.726)	9326	50.0000	51.590
28 1,1-Dichloroethane	63	3.983	3.983	(0.751)	81161	50.0000	52.243
29 tert-Butyl Alcohol	59	3.520	3.520	(0.664)	76885	1000.00	1060.0
30 2-Butanone	43	4.427	4.427	(0.835)	79996	100.000	103.32
32 cis-1,2-dichloroethene	96	4.427	4.427	(0.835)	49892	50.0000	53.091
33 2,2-Dichloropropane	77	4.421	4.421	(0.834)	39800	50.0000	51.420
34 Bromochloromethane	128	4.615	4.615	(0.870)	25888	50.0000	52.810
35 Chloroform	83	4.664	4.664	(0.880)	70470	50.0000	51.239
36 Tetrahydrofuran	42	4.646	4.646	(0.876)	24423	50.0000	51.833
37 1,1,1-Trichloroethane	97	4.810	4.810	(0.907)	61384	50.0000	52.849
38 1,1-Dichloropropene	75	4.932	4.932	(0.930)	49826	50.0000	52.931
39 Carbon Tetrachloride	117	4.938	4.938	(0.931)	50878	50.0000	50.206
40 1,2-Dichloroethane	62	5.114	5.114	(0.964)	67608	50.0000	51.390
41 Benzene	78	5.096	5.096	(0.961)	163450	50.0000	52.017
42 Trichloroethene	130	5.589	5.589	(1.054)	47101	50.0000	48.860
43 1,2-Dichloropropane	63	5.784	5.784	(1.091)	44431	50.0000	51.275
44 1,4-Dioxane	88	5.875	5.875	(1.108)	21556	2500.00	2663.5
45 Dibromomethane	93	5.881	5.881	(1.109)	25151	50.0000	52.557
46 Bromodichloromethane	83	5.990	5.990	(1.130)	43797	50.0000	49.487
47 2-Chloroethyl vinyl ether	63	6.215	6.215	(1.172)	28750	100.000	109.22
48 cis-1,3-Dichloropropene	75	6.355	6.355	(1.198)	53923	50.0000	49.056
49 4-Methyl-2-pentanone	43	6.471	6.471	(1.220)	148153	100.000	115.78
50 Toluene	91	6.635	6.635	(0.846)	185681	50.0000	47.360
51 trans-1,3-Dichloropropene	75	6.818	6.818	(0.869)	46262	50.0000	46.952
52 Ethyl Methacrylate	69	6.860	6.860	(0.874)	51525	50.0000	49.224
53 1,1,2-Trichloroethane	97	6.982	6.982	(0.890)	38579	50.0000	51.518
54 1,3-Dichloropropane	76	7.128	7.128	(0.909)	64570	50.0000	50.228
55 Tetrachloroethene	164	7.104	7.104	(0.905)	35071	50.0000	49.096
56 2-Hexanone	43	7.177	7.177	(0.915)	105870	100.000	115.13
57 Dibromochloromethane	129	7.335	7.335	(0.935)	35926	50.0000	45.346
58 1,2-Dibromoethane	107	7.450	7.450	(0.950)	38648	50.0000	51.882
59 Chlorobenzene	112	7.870	7.870	(1.003)	130514	50.0000	51.283
60 1,1,1,2-Tetrachloroethane	131	7.943	7.943	(1.012)	45147	50.0000	52.160
61 Ethylbenzene	106	7.955	7.955	(1.014)	68139	50.0000	51.783
62 m + p-Xylene	106	8.059	8.059	(1.027)	170167	100.000	104.27
64 Xylene-o	106	8.430	8.430	(1.074)	82598	50.0000	51.613
65 Styrene	104	8.442	8.442	(1.076)	128459	50.0000	52.215
66 Bromoform	173	8.637	8.637	(1.101)	20042	50.0000	45.300
67 Isopropylbenzene	105	8.764	8.764	(1.117)	209476	50.0000	52.778
68 1,1,2,2-Tetrachloroethane	83	9.050	9.050	(0.901)	48058	50.0000	54.366
69 1,4-Dichloro-2-butene	53	9.111	9.111	(0.907)	19640	50.0000	53.088
70 1,2,3-Trichloropropane	110	9.111	9.111	(0.907)	17368	50.0000	52.971
71 Bromobenzene	156	9.081	9.081	(0.904)	56604	50.0000	49.935
72 n-Propylbenzene	120	9.154	9.154	(0.912)	58014	50.0000	49.888
73 2-Chlorotoluene	126	9.251	9.251	(0.921)	54179	50.0000	50.777
74 1,3,5-Trimethylbenzene	105	9.318	9.318	(0.928)	172301	50.0000	51.510
75 4-Chlorotoluene	126	9.361	9.361	(0.932)	57039	50.0000	52.074
76 tert-Butylbenzene	119	9.640	9.640	(0.960)	155453	50.0000	50.753
77 1,2,4-Trimethylbenzene	105	9.689	9.689	(0.965)	178950	50.0000	52.858
78 sec-Butylbenzene	105	9.853	9.853	(0.981)	209881	50.0000	50.379
79 4-Isopropyltoluene	119	9.987	9.987	(0.995)	179574	50.0000	50.980
80 1,3-Dichlorobenzene	146	9.981	9.981	(0.994)	107692	50.0000	50.460

Data File: \\cansvr11\dd\chem\MSV\a3ux8a.i\M00226A-IC.b\UX82636.D
Report Date: 26-Feb-2010 23:14

	Compounds	QUANT SIG MASS	RT	EXP RT	REL RT	RESPONSE	AMOUNTS CAL-AMT (ng)	AMOUNTS ON-COL (ng)
81	1,4-Dichlorobenzene	146	10.066	10.066	(1.002)	112571	50.0000	50.544
82	n-Butylbenzene	91	10.389	10.389	(1.035)	142203	50.0000	50.313
83	1,2-Dichlorobenzene	146	10.437	10.437	(1.039)	106267	50.0000	51.385
84	1,2-Dibromo-3-chloropropane	157	11.216	11.216	(1.117)	7873	50.0000	46.465
85	1,2,4-Trichlorobenzene	180	12.025	12.025	(1.197)	61338	50.0000	52.554
86	Hexachlorobutadiene	225	12.183	12.183	(1.213)	30008	50.0000	53.454
87	Naphthalene	128	12.293	12.293	(1.224)	153519	50.0000	51.138
88	1,2,3-Trichlorobenzene	180	12.548	12.548	(1.250)	60748	50.0000	53.516
98	Cyclohexane	56	4.853	4.853	(0.915)	105843	50.0000	48.074
143	Methyl Acetate	43	3.356	3.356	(0.633)	125776	100.000	110.66
144	Methylcyclohexane	83	5.747	5.747	(1.084)	77700	50.0000	50.688
141	1,3,5-Trichlorobenzene	180	11.405	11.405	(1.136)	68771	50.0000	51.675

Data File: \\cansvr11\dd\chem\MSV\a3ux8a.i\M00226A-IC.b\UX82636.D
Report Date: 26-Feb-2010 23:14

TestAmerica North Canton

INTERNAL STANDARD COMPOUNDS
AREA AND RT SUMMARY

Instrument ID: a3ux8a.i
Lab File ID: UX82636.D
Lab Smp Id: 50NG-IC
Analysis Type: VOA
Quant Type: ISTD
Operator: 402279
Calibration Date: 26-FEB-2010
Calibration Time: 18:53
Level: LOW
Sample Type: SOIL
Method File: \\cansvr11\dd\chem\MSV\a3ux8a.i\M00226A-IC.b\8260SUX8.m
Misc Info: M00226A-IC,8260SUX8,1-8260.SUB,402279,1,4

COMPOUND	STANDARD	AREA LIMIT LOWER	AREA LIMIT UPPER	SAMPLE	%DIFF
1 Fluorobenzene	1019892	509946	2039784	957304	-6.14
2 Chlorobenzene-d5	818266	409133	1636532	772276	-5.62
3 1,4-Dichlorobenze	423007	211504	846014	410423	-2.97

COMPOUND	STANDARD	RT LIMIT LOWER	RT LIMIT UPPER	SAMPLE	%DIFF
1 Fluorobenzene	5.30	4.80	5.80	5.30	-0.01
2 Chlorobenzene-d5	7.85	7.35	8.35	7.85	-0.01
3 1,4-Dichlorobenze	10.04	9.54	10.54	10.04	-0.00

AREA UPPER LIMIT = +100% of internal standard area.
AREA LOWER LIMIT = - 50% of internal standard area.
RT UPPER LIMIT = + 0.50 minutes of internal standard RT.
RT LOWER LIMIT = - 0.50 minutes of internal standard RT.

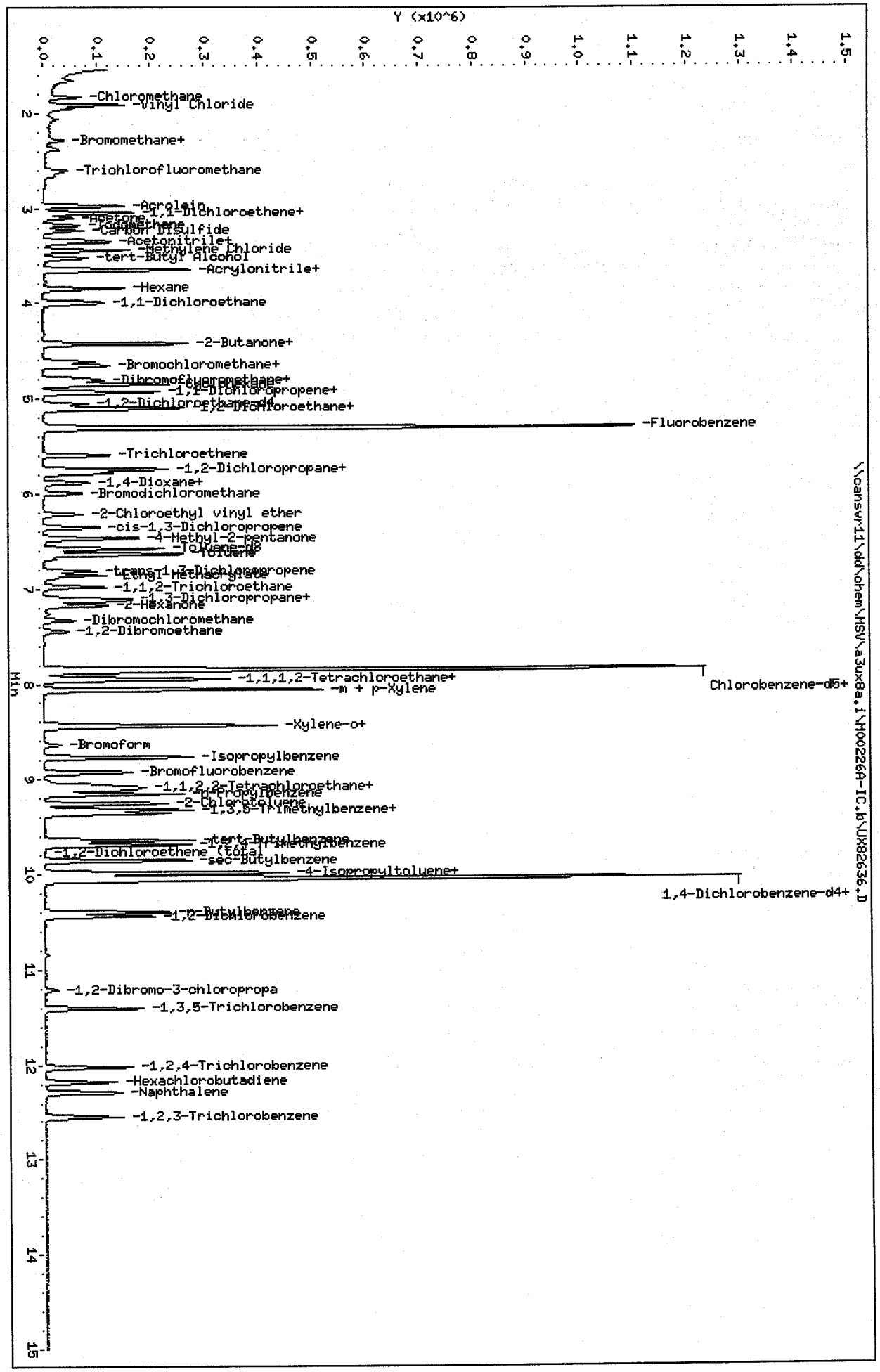
Data File: \\cansvr11\dd\chem\MSV\a3ux8a.i\M00226A-IC.b\UX82636.D
Date : 26-FEB-2010 19:36
Client ID:
Sample Info: 50NG-IC
Purge Volume: 5.0
Column phase: DB624
Instrument: a3ux8a.i
Operator: 402279
Column diameter: 0.18
Y (x10^6)
Min
-Chloromethane
-Vinyl Chloride
-Bromomethane+
-Trichlorofluoromethane
-Acrolein
-1,1-Dichloroethene+
-Acetone
-Carbon Disulfide
-Acetonitrile+
-Methylene Chloride
-tert-Butyl Alcohol
-Acrylonitrile+
-Hexane
-1,1-Dichloroethane
-2-Butanone+
-Bromochloromethane+
-1,2-Dichloropropene+
-1,2-Dichloroethane-d4
-Fluorobenzene
-Trichloroethene
-1,2-Dichloropropane+
-1,4-Dioxane+
-Bromodichloromethane
-2-Chloroethyl vinyl ether
-cis-1,3-Dichloropropene
-4-Methyl-2-pentanone
-Toluene-d8
-Toluene
-trans-1,3-Dichloropropene
-1,1,2-Trichloroethane
-1,3-Dichloropropane+
-2-Hexanone
-Dibromochloromethane
-1,2-Dibromoethane
Chlorobenzene-d5+
-1,1,1,2-Tetrachloroethane+
-m + p-Xylene
-Xylene-o+
-Bromoform
-Isopropylbenzene
-Bromofluorobenzene
-1,1,2,2-Tetrachloroethane+
-n-Propylbenzene
-2-Chlorotoluene
-1,3,5-Trimethylbenzene+
-tert-Butylbenzene
-1,2,4-Trimethylbenzene
-1,2-Dichloroethene (tota
-sec-Butylbenzene
-4-Isopropyltoluene+
1,4-Dichlorobenzene-d4+
-n-Butylbenzene
-1,2-Dichlorobenzene
-1,2-Dibromo-3-chloropropa
-1,3,5-Trichlorobenzene
-1,2,4-Trichlorobenzene
-Hexachlorobutadiene
-Naphthalene
-1,2,3-Trichlorobenzene
\\cansvr11\dd\chem\MSV\a3ux8a.i\M00226A-IC.b\UX82636.D

Data File: \\cansvr11\dd\chem\MSV\a3ux8a.i\M00226A-IC.b\UX82637.D
Report Date: 26-Feb-2010 23:14

TestAmerica North Canton

VOLATILE REPORT SW-846 Method 8260A/8260B

Data file : \\cansvr11\dd\chem\MSV\a3ux8a.i\M00226A-IC.b\UX82637.D
Lab Smp Id: 25NG-IC
Inj Date : 26-FEB-2010 19:57
Operator : 402279 Inst ID: a3ux8a.i
Smp Info : 25NG-IC
Misc Info : M00226A-IC,8260SUX8,1-8260.SUB,402279,1,3
Comment :
Method : \\cansvr11\dd\chem\MSV\a3ux8a.i\M00226A-IC.b\8260SUX8.m
Meth Date : 26-Feb-2010 23:14 a3ux8a.i Quant Type: ISTD
Cal Date : 14-DEC-2009 21:20 Cal File: UX81430.D
Als bottle: 7 Calibration Sample, Level: 3
Dil Factor: 1.00000
Integrator: HP RTE Compound Sublist: 1-8260.SUB
Target Version: 4.14
Processing Host: CANPGCV909

Concentration Formula: Amt * DF * 1/Vo * CpndVariable

Name	Value	Description
DF	1.000	Dilution Factor
Vo	5.000	Sample Volume
Va	100.000	Injection Volume
Cpnd Variable		Local Compound Variable

Compounds	QUANT SIG MASS	RT	EXP RT	REL RT	RESPONSE	AMOUNTS CAL-AMT (ng)	AMOUNTS ON-COL (ng)
* 1 Fluorobenzene	96	5.306	5.306	(1.000)	950067	250.000	
* 2 Chlorobenzene-d5	117	7.843	7.843	(1.000)	771652	250.000	
* 3 1,4-Dichlorobenzene-d4	152	10.039	10.039	(1.000)	402509	250.000	
$ 4 Dibromofluoromethane	113	4.783	4.783	(0.901)	20168	25.0000	25.400
$ 5 1,2-Dichloroethane-d4	65	5.057	5.057	(0.953)	30230	25.0000	27.542
$ 6 Toluene-d8	98	6.578	6.578	(1.240)	78878	25.0000	24.438
$ 7 Bromofluorobenzene	95	8.926	8.926	(1.138)	36303	25.0000	26.624
8 Dichlorodifluoromethane	85	1.656	1.656	(0.312)	14174	25.0000	22.928
9 Chloromethane	50	1.833	1.833	(0.345)	26855	25.0000	24.835
10 Vinyl Chloride	62	1.948	1.948	(0.367)	17531	25.0000	23.254
11 Bromomethane	94	2.283	2.283	(0.430)	9395	25.0000	26.308
12 Chloroethane	64	2.380	2.380	(0.449)	10572	25.0000	26.367
13 Trichlorofluoromethane	101	2.605	2.605	(0.491)	18659	25.0000	24.511
15 Acrolein	56	2.970	2.970	(0.560)	56097	250.000	283.11
16 Acetone	43	3.098	3.098	(0.584)	48640	50.0000	56.614
17 1,1-Dichloroethene	96	3.049	3.049	(0.575)	16378	25.0000	24.059
18 Freon-113	151	3.043	3.043	(0.574)	14643	25.0000	26.338
19 Iodomethane	142	3.177	3.177	(0.599)	36199	25.0000	25.037
20 Carbon Disulfide	76	3.232	3.232	(0.609)	44348	25.0000	23.252
21 Methylene Chloride	84	3.445	3.445	(0.649)	28024	25.0000	29.437
22 Acetonitrile	41	3.329	3.329	(0.627)	46104	250.000	270.98
23 Acrylonitrile	53	3.639	3.639	(0.686)	23787	50.0000	53.265

Data File: \\cansvr11\dd\chem\MSV\a3ux8a.i\M00226A-IC.b\UX82637.D
Report Date: 26-Feb-2010 23:14

Compounds	QUANT SIG MASS	RT	EXP RT	REL RT	RESPONSE	AMOUNTS CAL-AMT (ng)	AMOUNTS ON-COL (ng)
24 Methyl tert-butyl ether	73	3.645	3.645	(0.687)	34488	25.0000	24.394
25 trans-1,2-Dichloroethene	96	3.652	3.652	(0.688)	20981	25.0000	25.985
26 Hexane	86	3.840	3.840	(0.724)	4489	25.0000	25.022
28 1,1-Dichloroethane	63	3.980	3.980	(0.750)	38381	25.0000	24.894
29 tert-Butyl Alcohol	59	3.524	3.524	(0.664)	38895	500.000	540.35
30 2-Butanone	43	4.430	4.430	(0.835)	39982	50.0000	52.034
32 cis-1,2-dichloroethene	96	4.424	4.424	(0.834)	24293	25.0000	26.047
33 2,2-Dichloropropane	77	4.424	4.424	(0.834)	17851	25.0000	23.238
34 Bromochloromethane	128	4.613	4.613	(0.869)	12819	25.0000	26.349
35 Chloroform	83	4.661	4.661	(0.878)	34258	25.0000	25.099
36 Tetrahydrofuran	42	4.649	4.649	(0.876)	11714	25.0000	25.050
37 1,1,1-Trichloroethane	97	4.813	4.813	(0.907)	27825	25.0000	24.139
38 1,1-Dichloropropene	75	4.929	4.929	(0.929)	23209	25.0000	24.843
39 Carbon Tetrachloride	117	4.935	4.935	(0.930)	24170	25.0000	24.032
40 1,2-Dichloroethane	62	5.118	5.118	(0.964)	34410	25.0000	26.355
41 Benzene	78	5.099	5.099	(0.961)	77021	25.0000	24.698
42 Trichloroethene	130	5.592	5.592	(1.054)	22604	25.0000	23.626
43 1,2-Dichloropropane	63	5.781	5.781	(1.089)	20335	25.0000	23.646
44 1,4-Dioxane	88	5.884	5.884	(1.109)	10885	1250.00	1355.2
45 Dibromomethane	93	5.884	5.884	(1.109)	11956	25.0000	25.174
46 Bromodichloromethane	83	5.994	5.994	(1.130)	20215	25.0000	23.015
47 2-Chloroethyl vinyl ether	63	6.213	6.213	(1.171)	11696	50.0000	44.773
48 cis-1,3-Dichloropropene	75	6.353	6.353	(1.197)	22605	25.0000	20.721
49 4-Methyl-2-pentanone	43	6.468	6.468	(1.219)	62931	50.0000	49.554
50 Toluene	91	6.639	6.639	(0.846)	94130	25.0000	24.028
51 trans-1,3-Dichloropropene	75	6.815	6.815	(0.869)	20595	25.0000	20.919
52 Ethyl Methacrylate	69	6.858	6.858	(0.874)	22031	25.0000	21.064
53 1,1,2-Trichloroethane	97	6.979	6.979	(0.890)	19148	25.0000	25.590
54 1,3-Dichloropropane	76	7.131	7.131	(0.909)	31654	25.0000	24.643
55 Tetrachloroethene	164	7.107	7.107	(0.906)	16328	25.0000	22.876
56 2-Hexanone	43	7.174	7.174	(0.915)	43116	50.0000	46.924
57 Dibromochloromethane	129	7.332	7.332	(0.935)	16753	25.0000	21.163
58 1,2-Dibromoethane	107	7.448	7.448	(0.950)	18238	25.0000	24.503
59 Chlorobenzene	112	7.873	7.873	(1.004)	64037	25.0000	25.182
60 1,1,1,2-Tetrachloroethane	131	7.940	7.940	(1.012)	20315	25.0000	23.489
61 Ethylbenzene	106	7.953	7.953	(1.014)	32238	25.0000	24.519
62 m + p-Xylene	106	8.062	8.062	(1.028)	80168	50.0000	49.164
64 Xylene-o	106	8.427	8.427	(1.074)	38337	25.0000	23.975
65 Styrene	104	8.445	8.445	(1.077)	59048	25.0000	24.021
66 Bromoform	173	8.640	8.640	(1.102)	8619	25.0000	19.497
67 Isopropylbenzene	105	8.768	8.768	(1.118)	92345	25.0000	23.285
68 1,1,2,2-Tetrachloroethane	83	9.054	9.054	(0.902)	22596	25.0000	26.064
69 1,4-Dichloro-2-butene	53	9.108	9.108	(0.907)	8001	25.0000	22.052
70 1,2,3-Trichloropropane	110	9.108	9.108	(0.907)	8189	25.0000	25.467
71 Bromobenzene	156	9.084	9.084	(0.905)	26905	25.0000	24.202
72 n-Propylbenzene	120	9.157	9.157	(0.912)	25468	25.0000	22.331
73 2-Chlorotoluene	126	9.254	9.254	(0.922)	23919	25.0000	22.858
74 1,3,5-Trimethylbenzene	105	9.321	9.321	(0.928)	75000	25.0000	22.862
75 4-Chlorotoluene	126	9.358	9.358	(0.932)	26443	25.0000	24.616
76 tert-Butylbenzene	119	9.644	9.644	(0.961)	68769	25.0000	22.894
77 1,2,4-Trimethylbenzene	105	9.686	9.686	(0.965)	76121	25.0000	22.927
78 sec-Butylbenzene	105	9.851	9.851	(0.981)	92133	25.0000	22.550
79 4-Isopropyltoluene	119	9.991	9.991	(0.995)	75460	25.0000	21.844
80 1,3-Dichlorobenzene	146	9.978	9.978	(0.994)	51479	25.0000	24.595

Data File: \\cansvr11\dd\chem\MSV\a3ux8a.i\M00226A-IC.b\UX82637.D
Report Date: 26-Feb-2010 23:14

	Compounds	QUANT SIG MASS	RT	EXP RT	REL RT	RESPONSE	AMOUNTS CAL-AMT (ng)	AMOUNTS ON-COL (ng)
81	1,4-Dichlorobenzene	146	10.064	10.064	(1.002)	52391	25.0000	23.986
82	n-Butylbenzene	91	10.392	10.392	(1.035)	58255	25.0000	21.016
83	1,2-Dichlorobenzene	146	10.435	10.435	(1.039)	49780	25.0000	24.544
84	1,2-Dibromo-3-chloropropane	157	11.207	11.207	(1.116)	3522	25.0000	21.195
85	1,2,4-Trichlorobenzene	180	12.022	12.022	(1.198)	26930	25.0000	23.527
86	Hexachlorobutadiene	225	12.181	12.181	(1.213)	12610	25.0000	22.904
87	Naphthalene	128	12.290	12.290	(1.224)	68897	25.0000	23.401
88	1,2,3-Trichlorobenzene	180	12.546	12.546	(1.250)	25195	25.0000	22.632
98	Cyclohexane	56	4.850	4.850	(0.914)	54528	25.0000	24.955
143	Methyl Acetate	43	3.353	3.353	(0.632)	56066	50.0000	49.704
144	Methylcyclohexane	83	5.744	5.744	(1.083)	36195	25.0000	23.792
141	1,3,5-Trichlorobenzene	180	11.408	11.408	(1.136)	30510	25.0000	23.376

Data File: \\cansvr11\dd\chem\MSV\a3ux8a.i\M00226A-IC.b\UX82637.D
Report Date: 26-Feb-2010 23:14

TestAmerica North Canton

INTERNAL STANDARD COMPOUNDS
AREA AND RT SUMMARY

Instrument ID: a3ux8a.i
Lab File ID: UX82637.D
Lab Smp Id: 25NG-IC
Analysis Type: VOA
Quant Type: ISTD
Operator: 402279
Calibration Date: 26-FEB-2010
Calibration Time: 18:53
Level: LOW
Sample Type: SOIL
Method File: \\cansvr11\dd\chem\MSV\a3ux8a.i\M00226A-IC.b\8260SUX8.m
Misc Info: M00226A-IC,8260SUX8,1-8260.SUB,402279,1,3

COMPOUND	STANDARD	AREA LIMIT LOWER	AREA LIMIT UPPER	SAMPLE	%DIFF
1 Fluorobenzene	1019892	509946	2039784	950067	-6.85
2 Chlorobenzene-d5	818266	409133	1636532	771652	-5.70
3 1,4-Dichlorobenze	423007	211504	846014	402509	-4.85

COMPOUND	STANDARD	RT LIMIT LOWER	RT LIMIT UPPER	SAMPLE	%DIFF
1 Fluorobenzene	5.30	4.80	5.80	5.31	0.05
2 Chlorobenzene-d5	7.85	7.35	8.35	7.84	-0.04
3 1,4-Dichlorobenze	10.04	9.54	10.54	10.04	-0.03

AREA UPPER LIMIT = +100% of internal standard area.
AREA LOWER LIMIT = - 50% of internal standard area.
RT UPPER LIMIT = + 0.50 minutes of internal standard RT.
RT LOWER LIMIT = - 0.50 minutes of internal standard RT.

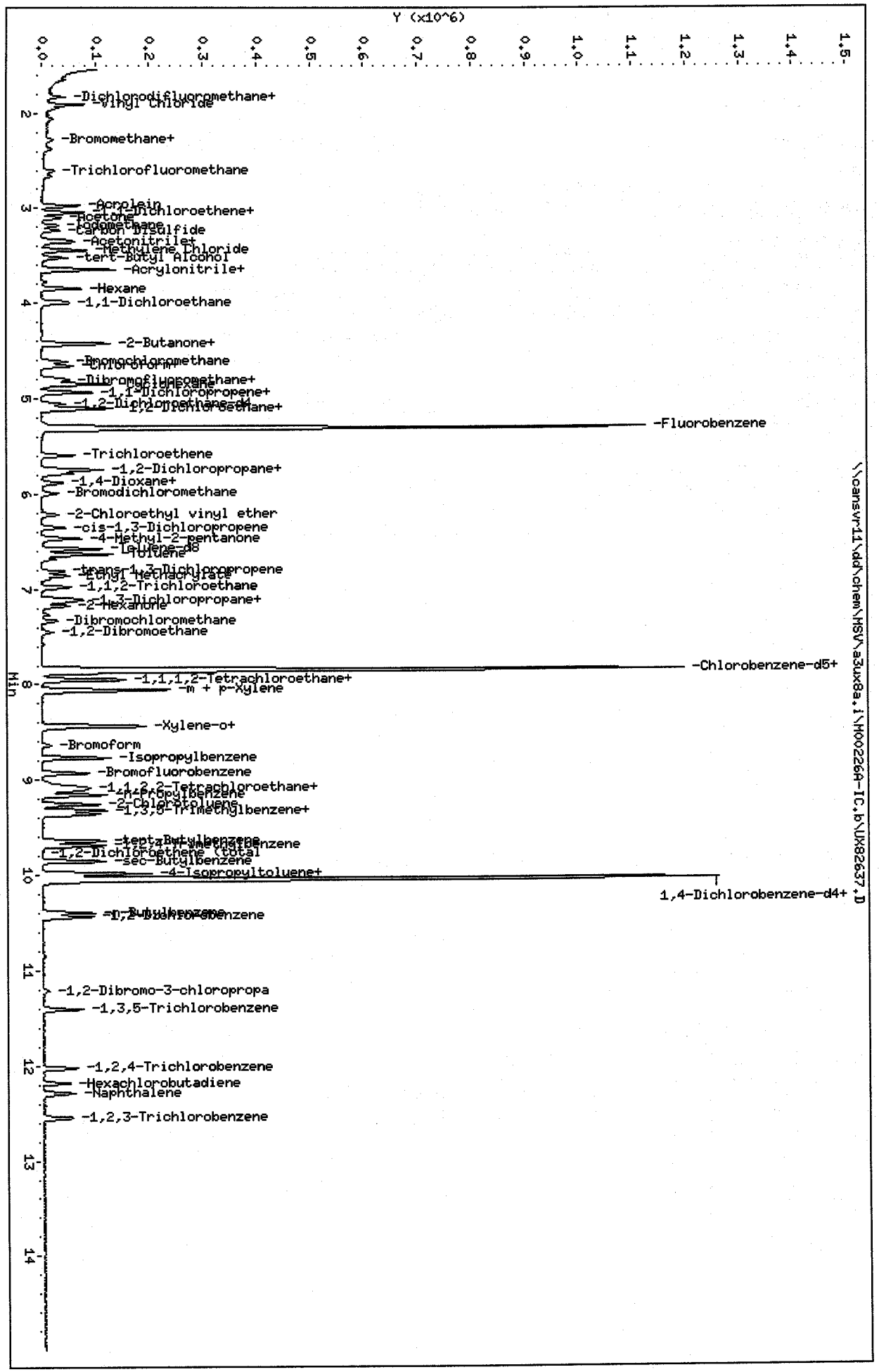
Data File: \\cansvr11\dd\chem\MSV\a3ux8a.i\H00226A-IC.b\UX82637.D
Date : 26-FEB-2010 19:57
Client ID:
Sample Info: 25NG-IC
Purge Volume: 5.0
Column phase: DB624
Instrument: a3ux8a.i
Operator: 402279
Column diameter: 0.18
Y (x10^6)
Min
-Dichlorodifluoromethane+
-Vinyl Chloride
-Bromomethane+
-Trichlorofluoromethane
-Acrolein
-Acetone
-Iodomethane
-Carbon Disulfide
-Acetonitrile+
-Methylene Chloride
-tert-Butyl Alcohol
-Acrylonitrile+
-Hexane
-1,1-Dichloroethane
-2-Butanone+
-Bromochloromethane
-Chloroform
-Dibromofluoromethane+
-1,1-Dichloropropene+
-1,2-Dichloroethane-d4
-Fluorobenzene
-Trichloroethene
-1,2-Dichloropropane+
-1,4-Dioxane+
-Bromodichloromethane
-2-Chloroethyl vinyl ether
-cis-1,3-Dichloropropene
-4-Methyl-2-pentanone
-Toluene-d8
-Toluene
-trans-1,3-Dichloropropene
-Ethyl Methacrylate
-1,1,2-Trichloroethane
-1,3-Dichloropropane+
-2-Hexanone
-Dibromochloromethane
-1,2-Dibromoethane
-Chlorobenzene-d5+
-1,1,1,2-Tetrachloroethane+
-m + p-Xylene
-Xylene-o+
-Bromoform
-Isopropylbenzene
-Bromofluorobenzene
-1,1,2,2-Tetrachloroethane+
-n-Propylbenzene
-2-Chlorotoluene
-1,3,5-Trimethylbenzene+
-tert-Butylbenzene
-1,2,4-Trimethylbenzene
-1,2-Dichloroethene (total)
-sec-Butylbenzene
-4-Isopropyltoluene+
1,4-Dichlorobenzene-d4+
-n-Butylbenzene
-1,2-Dichlorobenzene
-1,2-Dibromo-3-chloropropa
-1,3,5-Trichlorobenzene
-1,2,4-Trichlorobenzene
-Hexachlorobutadiene
-Naphthalene
-1,2,3-Trichlorobenzene
\\cansvr11\dd\chem\MSV\a3ux8a.i\H00226A-IC.b\UX82637.D

Data File: \\cansvr11\dd\chem\MSV\a3ux8a.i\M00226A-IC.b\UX82638.D
Report Date: 26-Feb-2010 23:14

TestAmerica North Canton

VOLATILE REPORT SW-846 Method 8260A/8260B

Data file : \\cansvr11\dd\chem\MSV\a3ux8a.i\M00226A-IC.b\UX82638.D
Lab Smp Id: 10NG-IC
Inj Date : 26-FEB-2010 20:19
Operator : 402279 Inst ID: a3ux8a.i
Smp Info : 10NG-IC
Misc Info : M00226A-IC,8260SUX8,1-8260.SUB,402279,1,2
Comment :
Method : \\cansvr11\dd\chem\MSV\a3ux8a.i\M00226A-IC.b\8260SUX8.m
Meth Date : 26-Feb-2010 23:14 a3ux8a.i Quant Type: ISTD
Cal Date : 14-DEC-2009 21:42 Cal File: UX81431.D
Als bottle: 8 Calibration Sample, Level: 2
Dil Factor: 1.00000
Integrator: HP RTE Compound Sublist: 1-8260.SUB
Target Version: 4.14
Processing Host: CANPGCV909

Concentration Formula: Amt * DF * 1/Vo * CpndVariable

Name	Value	Description
DF	1.000	Dilution Factor
Vo	5.000	Sample Volume
Va	100.000	Injection Volume
Cpnd Variable		Local Compound Variable

Compounds	QUANT SIG MASS	RT	EXP RT	REL RT	RESPONSE	AMOUNTS CAL-AMT (ng)	AMOUNTS ON-COL (ng)
* 1 Fluorobenzene	96	5.304	5.304	(1.000)	976023	250.000	
* 2 Chlorobenzene-d5	117	7.847	7.847	(1.000)	771604	250.000	
* 3 1,4-Dichlorobenzene-d4	152	10.043	10.043	(1.000)	384646	250.000	
$ 4 Dibromofluoromethane	113	4.787	4.787	(0.903)	9214	10.0000	11.296
$ 5 1,2-Dichloroethane-d4	65	5.055	5.055	(0.953)	13679	10.0000	10.394
$ 6 Toluene-d8	98	6.582	6.582	(1.241)	34205	10.0000	10.316
$ 7 Bromofluorobenzene	95	8.924	8.924	(1.137)	15768	10.0000	10.102
8 Dichlorodifluoromethane	85	1.660	1.660	(0.313)	5869	10.0000	9.241
9 Chloromethane	50	1.831	1.831	(0.345)	11068	10.0000	9.963
10 Vinyl Chloride	62	1.952	1.952	(0.368)	6381	10.0000	8.239
11 Bromomethane	94	2.281	2.281	(0.430)	4056	10.0000	11.056
12 Chloroethane	64	2.378	2.378	(0.448)	4300	10.0000	10.439
13 Trichlorofluoromethane	101	2.603	2.603	(0.491)	7840	10.0000	10.025
15 Acrolein	56	2.974	2.974	(0.561)	19431	100.000	95.457
16 Acetone	43	3.096	3.096	(0.584)	29956	20.0000	11.524
17 1,1-Dichloroethene	96	3.047	3.047	(0.575)	7485	10.0000	10.703
18 Freon-113	151	3.047	3.047	(0.575)	5107	10.0000	8.942
19 Iodomethane	142	3.181	3.181	(0.600)	14379	10.0000	9.681
20 Carbon Disulfide	76	3.236	3.236	(0.610)	18165	10.0000	9.271
21 Methylene Chloride	84	3.437	3.437	(0.648)	16406	10.0000	16.775
22 Acetonitrile	41	3.333	3.333	(0.628)	18508	100.000	105.89
23 Acrylonitrile	53	3.643	3.643	(0.687)	8641	20.0000	18.835

Data File: \\cansvr11\dd\chem\MSV\a3ux8a.i\M00226A-IC.b\UX82638.D
Report Date: 26-Feb-2010 23:14

Compounds	QUANT SIG MASS	RT	EXP RT	REL RT	RESPONSE	AMOUNTS CAL-AMT (ng)	AMOUNTS ON-COL (ng)
24 Methyl tert-butyl ether	73	3.637	3.637	(0.686)	14186	10.0000	9.767
25 trans-1,2-Dichloroethene	96	3.650	3.650	(0.688)	7766	10.0000	9.362
26 Hexane	86	3.850	3.850	(0.726)	1387	10.0000	7.526
28 1,1-Dichloroethane	63	3.978	3.978	(0.750)	15777	10.0000	9.961
29 tert-Butyl Alcohol	59	3.516	3.516	(0.663)	15302	200.000	206.93
30 2-Butanone	43	4.434	4.434	(0.836)	17244	20.0000	21.845
32 cis-1,2-dichloroethene	96	4.422	4.422	(0.834)	9736	10.0000	10.162
33 2,2-Dichloropropane	77	4.422	4.422	(0.834)	7576	10.0000	9.600
34 Bromochloromethane	128	4.611	4.611	(0.869)	4928	10.0000	9.860
35 Chloroform	83	4.659	4.659	(0.878)	14337	10.0000	10.224
36 Tetrahydrofuran	42	4.647	4.647	(0.876)	4867	10.0000	10.131
37 1,1,1-Trichloroethane	97	4.805	4.805	(0.906)	10676	10.0000	9.015
38 1,1-Dichloropropene	75	4.927	4.927	(0.929)	9285	10.0000	9.674
39 Carbon Tetrachloride	117	4.939	4.939	(0.931)	9047	10.0000	8.756
40 1,2-Dichloroethane	62	5.110	5.110	(0.963)	13381	10.0000	9.976
41 Benzene	78	5.104	5.104	(0.962)	31501	10.0000	9.833
42 Trichloroethene	130	5.596	5.596	(1.055)	8658	10.0000	8.809
43 1,2-Dichloropropane	63	5.779	5.779	(1.089)	8760	10.0000	9.916
44 1,4-Dioxane	88	5.882	5.882	(1.109)	3234	500.000	391.94
45 Dibromomethane	93	5.888	5.888	(1.110)	4599	10.0000	9.426
46 Bromodichloromethane	83	5.998	5.998	(1.131)	8395	10.0000	9.304
47 2-Chloroethyl vinyl ether	63	6.217	6.217	(1.172)	4027	20.0000	15.006
48 cis-1,3-Dichloropropene	75	6.357	6.357	(1.198)	10006	10.0000	8.928
49 4-Methyl-2-pentanone	43	6.466	6.466	(1.219)	21453	20.0000	16.444
50 Toluene	91	6.637	6.637	(0.846)	45128	10.0000	11.520
51 trans-1,3-Dichloropropene	75	6.807	6.807	(0.867)	7750	10.0000	7.872
52 Ethyl Methacrylate	69	6.862	6.862	(0.874)	8150	10.0000	7.793
53 1,1,2-Trichloroethane	97	6.977	6.977	(0.889)	7543	10.0000	10.082
54 1,3-Dichloropropane	76	7.129	7.129	(0.909)	13318	10.0000	10.369
55 Tetrachloroethene	164	7.105	7.105	(0.905)	7278	10.0000	10.197
56 2-Hexanone	43	7.178	7.178	(0.915)	14234	20.0000	15.492
57 Dibromochloromethane	129	7.330	7.330	(0.934)	5445	10.0000	6.879
58 1,2-Dibromoethane	107	7.446	7.446	(0.949)	7349	10.0000	9.874
59 Chlorobenzene	112	7.872	7.872	(1.003)	25688	10.0000	10.102
60 1,1,1,2-Tetrachloroethane	131	7.938	7.938	(1.012)	7725	10.0000	8.933
61 Ethylbenzene	106	7.963	7.963	(1.015)	11254	10.0000	8.560
62 m + p-Xylene	106	8.060	8.060	(1.027)	30401	20.0000	18.645
64 Xylene-o	106	8.431	8.431	(1.074)	15819	10.0000	9.893
65 Styrene	104	8.443	8.443	(1.076)	20600	10.0000	8.381
66 Bromoform	173	8.638	8.638	(1.101)	3064	10.0000	6.931
67 Isopropylbenzene	105	8.766	8.766	(1.117)	34219	10.0000	8.629
68 1,1,2,2-Tetrachloroethane	83	9.052	9.052	(0.901)	8255	10.0000	9.964
69 1,4-Dichloro-2-butene	53	9.113	9.113	(0.907)	2691	10.0000	7.761
70 1,2,3-Trichloropropane	110	9.106	9.106	(0.907)	2973	10.0000	9.675
71 Bromobenzene	156	9.076	9.076	(0.904)	11214	10.0000	10.556
72 n-Propylbenzene	120	9.155	9.155	(0.912)	9526	10.0000	8.741
73 2-Chlorotoluene	126	9.259	9.259	(0.922)	10341	10.0000	10.341
74 1,3,5-Trimethylbenzene	105	9.319	9.319	(0.928)	27203	10.0000	8.678
75 4-Chlorotoluene	126	9.356	9.356	(0.932)	10030	10.0000	9.770
76 tert-Butylbenzene	119	9.642	9.642	(0.960)	26490	10.0000	9.228
77 1,2,4-Trimethylbenzene	105	9.684	9.684	(0.964)	27532	10.0000	8.677
78 sec-Butylbenzene	105	9.849	9.849	(0.981)	33573	10.0000	8.599
79 4-Isopropyltoluene	119	9.989	9.989	(0.995)	24526	10.0000	7.429
80 1,3-Dichlorobenzene	146	9.976	9.976	(0.993)	20164	10.0000	10.081

Data File: \\cansvr11\dd\chem\MSV\a3ux8a.i\M00226A-IC.b\UX82638.D
Report Date: 26-Feb-2010 23:14

	Compounds	QUANT SIG MASS	RT	EXP RT	REL RT	RESPONSE	AMOUNTS CAL-AMT (ng)	AMOUNTS ON-COL (ng)
81	1,4-Dichlorobenzene	146	10.062	10.062	(1.002)	21751	10.0000	10.421
82	n-Butylbenzene	91	10.396	10.396	(1.035)	21288	10.0000	8.037
83	1,2-Dichlorobenzene	146	10.439	10.439	(1.039)	20056	10.0000	10.348
84	1,2-Dibromo-3-chloropropane	157	Compound Not Detected.					
85	1,2,4-Trichlorobenzene	180	12.027	12.027	(1.197)	10427	10.0000	9.532
86	Hexachlorobutadiene	225	12.179	12.179	(1.213)	4926	10.0000	9.363
87	Naphthalene	128	12.294	12.294	(1.224)	24750	10.0000	8.797
88	1,2,3-Trichlorobenzene	180	12.544	12.544	(1.249)	10485	10.0000	9.856
98	Cyclohexane	56	4.848	4.848	(0.914)	24972	10.0000	11.125
143	Methyl Acetate	43	3.358	3.358	(0.633)	26007	20.0000	22.443
144	Methylcyclohexane	83	5.742	5.742	(1.083)	14056	10.0000	8.994
141	1,3,5-Trichlorobenzene	180	11.406	11.406	(1.136)	12534	10.0000	10.049

Data File: \\cansvr11\dd\chem\MSV\a3ux8a.i\M00226A-IC.b\UX82638.D
Report Date: 26-Feb-2010 23:14

TestAmerica North Canton

INTERNAL STANDARD COMPOUNDS
AREA AND RT SUMMARY

Instrument ID: a3ux8a.i
Lab File ID: UX82638.D
Lab Smp Id: 10NG-IC
Analysis Type: VOA
Quant Type: ISTD
Operator: 402279
Calibration Date: 26-FEB-2010
Calibration Time: 18:53
Level: LOW
Sample Type: SOIL
Method File: \\cansvr11\dd\chem\MSV\a3ux8a.i\M00226A-IC.b\8260SUX8.m
Misc Info: M00226A-IC,8260SUX8,1-8260.SUB,402279,1,2

		AREA LIMIT			
COMPOUND	STANDARD	LOWER	UPPER	SAMPLE	%DIFF
1 Fluorobenzene	1019892	509946	2039784	976023	-4.30
2 Chlorobenzene-d5	818266	409133	1636532	771604	-5.70
3 1,4-Dichlorobenze	423007	211504	846014	384646	-9.07

		RT LIMIT			
COMPOUND	STANDARD	LOWER	UPPER	SAMPLE	%DIFF
1 Fluorobenzene	5.30	4.80	5.80	5.30	0.02
2 Chlorobenzene-d5	7.85	7.35	8.35	7.85	0.01
3 1,4-Dichlorobenze	10.04	9.54	10.54	10.04	0.01

AREA UPPER LIMIT = +100% of internal standard area.
AREA LOWER LIMIT = - 50% of internal standard area.
RT UPPER LIMIT = + 0.50 minutes of internal standard RT.
RT LOWER LIMIT = - 0.50 minutes of internal standard RT.

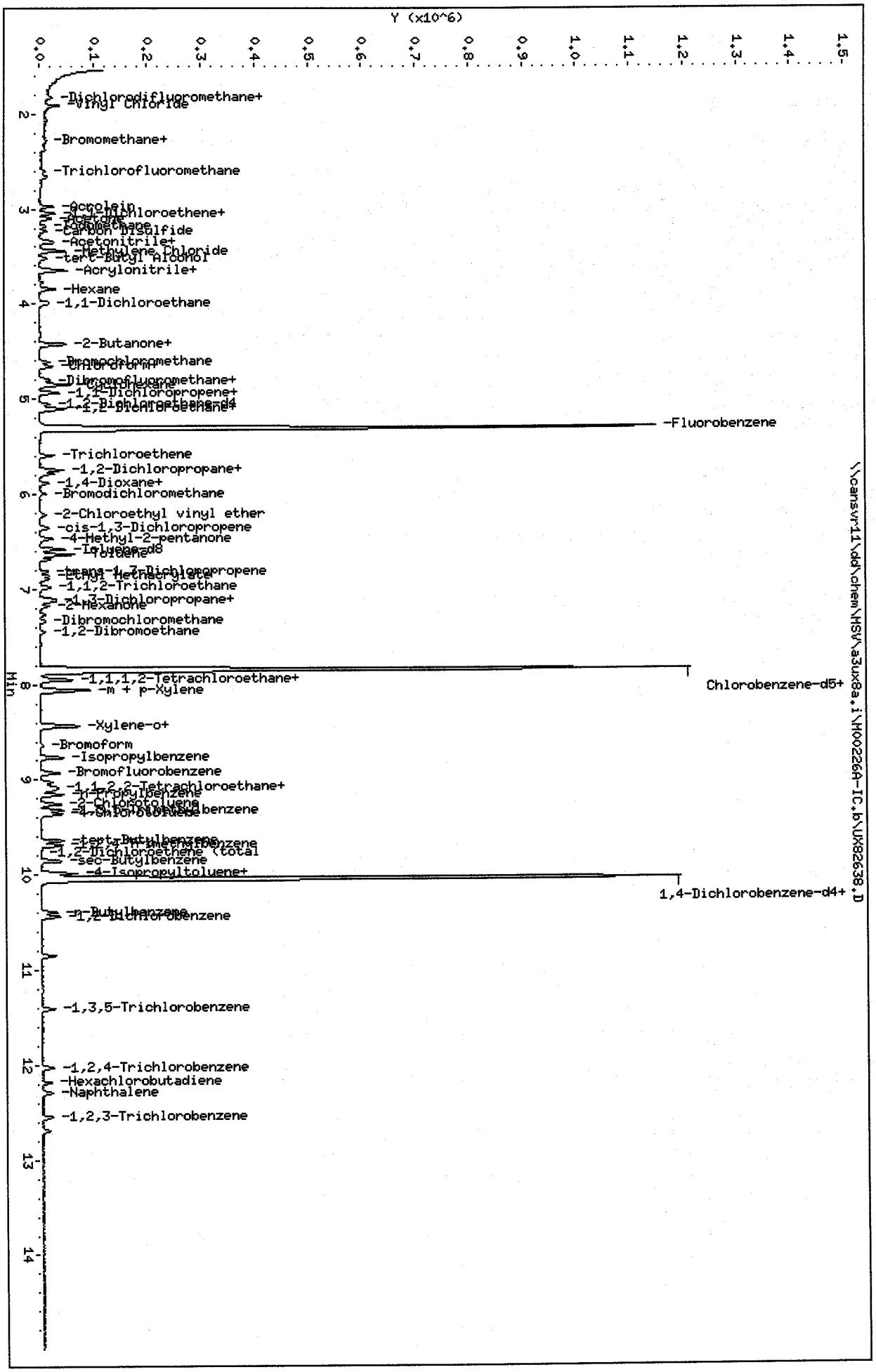
Data File: \\cansvr11\dd\chem\MSV\a3ux8a.i\H002266-IC.b\UX82638.D
Date : 26-FEB-2010 20:19
Client ID:
Sample Info: 10NG-IC
Purge Volume: 5.0
Column phase: DB624
Instrument: a3ux8a.i
Operator: 402279
Column diameter: 0.18
Y (x10^6)
Min
-Dichlorodifluoromethane+
-Vinyl Chloride
-Bromomethane+
-Trichlorofluoromethane
-Acrolein
-Carbon Disulfide
-Acetonitrile+
-Methylene Chloride
-tert-Butyl Alcohol
-Acrylonitrile+
-Hexane
-1,1-Dichloroethane
-2-Butanone+
-Fluorobenzene
-Trichloroethene
-1,2-Dichloropropane+
-1,4-Dioxane+
-Bromodichloromethane
-2-Chloroethyl vinyl ether
-cis-1,3-Dichloropropene
-4-Methyl-2-pentanone
-Toluene
-1,1,2-Trichloroethane
-2-Hexanone
-Dibromochloromethane
-1,2-Dibromoethane
-1,1,1,2-Tetrachloroethane+
-m + p-Xylene
-Xylene-o+
-Bromoform
-Isopropylbenzene
-Bromofluorobenzene
-1,1,2,2-Tetrachloroethane+
-sec-Butylbenzene
-4-Isopropyltoluene+
-1,3,5-Trichlorobenzene
-1,2,4-Trichlorobenzene
-Hexachlorobutadiene
-Naphthalene
-1,2,3-Trichlorobenzene
Chlorobenzene-d5+
1,4-Dichlorobenzene-d4+
\\cansvr11\dd\chem\MSV\a3ux8a.i\H002266-IC.b\UX82638.D

Data File: \\cansvr11\dd\chem\MSV\a3ux8a.i\M00226A-IC.b\UX82639.D
Report Date: 26-Feb-2010 23:14

TestAmerica North Canton

VOLATILE REPORT SW-846 Method 8260A/8260B

Data file : \\cansvr11\dd\chem\MSV\a3ux8a.i\M00226A-IC.b\UX82639.D
Lab Smp Id: 5NG-IC
Inj Date : 26-FEB-2010 20:40
Operator : 402279 Inst ID: a3ux8a.i
Smp Info : 5NG-IC
Misc Info : M00226A-IC,8260SUX8,1-8260.SUB,402279,1,1
Comment :
Method : \\cansvr11\dd\chem\MSV\a3ux8a.i\M00226A-IC.b\8260SUX8.m
Meth Date : 26-Feb-2010 23:14 a3ux8a.i Quant Type: ISTD
Cal Date : 26-FEB-2010 20:19 Cal File: UX82638.D
Als bottle: 9 Calibration Sample, Level: 1
Dil Factor: 1.00000
Integrator: HP RTE Compound Sublist: 1-8260.SUB
Target Version: 4.14
Processing Host: CANPGCV909

Concentration Formula: Amt * DF * 1/Vo * CpndVariable

Name	Value	Description
DF	1.000	Dilution Factor
Vo	5.000	Sample Volume
Va	100.000	Injection Volume
Cpnd Variable		Local Compound Variable

Compounds	QUANT SIG MASS	RT	EXP RT	REL RT	RESPONSE	AMOUNTS CAL-AMT (ng)	AMOUNTS ON-COL (ng)
* 1 Fluorobenzene	96	5.309	5.309	(1.000)	1008480	250.000	
* 2 Chlorobenzene-d5	117	7.846	7.846	(1.000)	780895	250.000	
* 3 1,4-Dichlorobenzene-d4	152	10.042	10.042	(1.000)	387315	250.000	
$ 4 Dibromofluoromethane	113	4.779	4.779	(0.900)	4316	5.00000	5.121
$ 5 1,2-Dichloroethane-d4	65	5.059	5.059	(0.953)	7825	5.00000	4.368
$ 6 Toluene-d8	98	6.580	6.580	(1.239)	19941	5.00000	5.820
$ 7 Bromofluorobenzene	95	8.935	8.935	(1.139)	9252	5.00000	4.770
8 Dichlorodifluoromethane	85	1.653	1.653	(0.311)	2502	5.00000	3.813
9 Chloromethane	50	1.829	1.829	(0.345)	5357	5.00000	4.667
10 Vinyl Chloride	62	1.951	1.951	(0.367)	2626	5.00000	3.282
11 Bromomethane	94	2.285	2.285	(0.431)	1726	5.00000	4.553
12 Chloroethane	64	2.377	2.377	(0.448)	1592	5.00000	3.740
13 Trichlorofluoromethane	101	2.608	2.608	(0.491)	3009	5.00000	3.724
15 Acrolein	56	2.973	2.973	(0.560)	9684	50.0000	46.043
16 Acetone	43	3.100	3.100	(0.584)	26328	10.0000	1.440
17 1,1-Dichloroethene	96	3.046	3.046	(0.574)	3136	5.00000	4.340
18 Freon-113	151	3.046	3.046	(0.574)	2608	5.00000	4.419
19 Iodomethane	142	3.173	3.173	(0.598)	6818	5.00000	4.442
20 Carbon Disulfide	76	3.234	3.234	(0.609)	8614	5.00000	4.255
21 Methylene Chloride	84	3.441	3.441	(0.648)	10311	5.00000	10.204
22 Acetonitrile	41	3.338	3.338	(0.629)	10327	50.0000	57.183
23 Acrylonitrile	53	3.642	3.642	(0.686)	4538	10.0000	9.573

Data File: \\cansvr11\dd\chem\MSV\a3ux8a.i\M00226A-IC.b\UX82639.D
Report Date: 26-Feb-2010 23:14

Compounds	QUANT SIG MASS	RT	EXP RT	REL RT	RESPONSE	AMOUNTS CAL-AMT (ng)	AMOUNTS ON-COL (ng)
24 Methyl tert-butyl ether	73	3.642	3.642	(0.686)	7149	5.00000	4.764
25 trans-1,2-Dichloroethene	96	3.654	3.654	(0.688)	3594	5.00000	4.193
26 Hexane	86	3.849	3.849	(0.725)	722	5.00000	3.791
28 1,1-Dichloroethane	63	3.989	3.989	(0.751)	7842	5.00000	4.792
29 tert-Butyl Alcohol	59	3.526	3.526	(0.664)	7132	100.000	93.343
30 2-Butanone	43	4.427	4.427	(0.834)	10335	10.0000	12.671
32 cis-1,2-dichloroethene	96	4.421	4.421	(0.833)	4441	5.00000	4.486
33 2,2-Dichloropropane	77	4.427	4.427	(0.834)	3502	5.00000	4.295
34 Bromochloromethane	128	4.609	4.609	(0.868)	2104	5.00000	4.074
35 Chloroform	83	4.658	4.658	(0.877)	6971	5.00000	4.811
36 Tetrahydrofuran	42	4.640	4.640	(0.874)	2755	5.00000	5.550
37 1,1,1-Trichloroethane	97	4.810	4.810	(0.906)	5213	5.00000	4.260
38 1,1-Dichloropropene	75	4.932	4.932	(0.929)	3675	5.00000	3.706
39 Carbon Tetrachloride	117	4.932	4.932	(0.929)	4079	5.00000	3.821
40 1,2-Dichloroethane	62	5.120	5.120	(0.964)	7015	5.00000	5.062
41 Benzene	78	5.096	5.096	(0.960)	16843	5.00000	5.088
42 Trichloroethene	130	5.589	5.589	(1.053)	4728	5.00000	4.656
43 1,2-Dichloropropane	63	5.783	5.783	(1.089)	4308	5.00000	4.719
44 1,4-Dioxane	88	5.887	5.887	(1.109)	1170	250.000	137.23
45 Dibromomethane	93	5.887	5.887	(1.109)	2408	5.00000	4.776
46 Bromodichloromethane	83	5.984	5.984	(1.127)	4050	5.00000	4.344
47 2-Chloroethyl vinyl ether	63	6.221	6.221	(1.172)	1623	10.0000	5.853
48 cis-1,3-Dichloropropene	75	6.355	6.355	(1.197)	4013	5.00000	3.466
49 4-Methyl-2-pentanone	43	6.465	6.465	(1.218)	10099	10.0000	7.492
50 Toluene	91	6.635	6.635	(0.846)	24983	5.00000	6.302
51 trans-1,3-Dichloropropene	75	6.811	6.811	(0.868)	3127	5.00000	3.139
52 Ethyl Methacrylate	69	6.866	6.866	(0.875)	2778	5.00000	2.625
53 1,1,2-Trichloroethane	97	6.982	6.982	(0.890)	3513	5.00000	4.639
54 1,3-Dichloropropane	76	7.128	7.128	(0.909)	6721	5.00000	5.170
55 Tetrachloroethene	164	7.103	7.103	(0.905)	3522	5.00000	4.876
56 2-Hexanone	43	7.176	7.176	(0.915)	6671	10.0000	7.174
57 Dibromochloromethane	129	7.328	7.328	(0.934)	2368	5.00000	2.956
58 1,2-Dibromoethane	107	7.444	7.444	(0.949)	2998	5.00000	3.980
59 Chlorobenzene	112	7.876	7.876	(1.004)	12830	5.00000	4.986
60 1,1,1,2-Tetrachloroethane	131	7.937	7.937	(1.012)	3506	5.00000	4.006
61 Ethylbenzene	106	7.961	7.961	(1.015)	6390	5.00000	4.802
62 m + p-Xylene	106	8.065	8.065	(1.028)	14932	10.0000	9.049
64 Xylene-o	106	8.436	8.436	(1.075)	6783	5.00000	4.192
65 Styrene	104	8.442	8.442	(1.076)	10514	5.00000	4.226
66 Bromoform	173	8.643	8.643	(1.102)	1494	5.00000	3.340
67 Isopropylbenzene	105	8.764	8.764	(1.117)	15682	5.00000	3.907
68 1,1,2,2-Tetrachloroethane	83	9.056	9.056	(0.902)	4198	5.00000	5.032
69 1,4-Dichloro-2-butene	53	9.117	9.117	(0.908)	1036	5.00000	2.967
70 1,2,3-Trichloropropane	110	9.105	9.105	(0.907)	860	5.00000	2.779
71 Bromobenzene	156	9.087	9.087	(0.905)	5082	5.00000	4.751
72 n-Propylbenzene	120	9.160	9.160	(0.912)	4423	5.00000	4.030
73 2-Chlorotoluene	126	9.257	9.257	(0.922)	4734	5.00000	4.701
74 1,3,5-Trimethylbenzene	105	9.318	9.318	(0.928)	12741	5.00000	4.036
75 4-Chlorotoluene	126	9.366	9.366	(0.933)	4495	5.00000	4.348
76 tert-Butylbenzene	119	9.634	9.634	(0.959)	11728	5.00000	4.057
77 1,2,4-Trimethylbenzene	105	9.689	9.689	(0.965)	12105	5.00000	3.789
78 sec-Butylbenzene	105	9.859	9.859	(0.982)	15417	5.00000	3.921
79 4-Isopropyltoluene	119	9.993	9.993	(0.995)	12040	5.00000	3.622
80 1,3-Dichlorobenzene	146	9.981	9.981	(0.994)	10062	5.00000	4.996

Data File: \\cansvr11\dd\chem\MSV\a3ux8a.i\M00226A-IC.b\UX82639.D
Report Date: 26-Feb-2010 23:14

	Compounds	QUANT SIG MASS	RT	EXP RT	REL RT	RESPONSE	AMOUNTS CAL-AMT (ng)	AMOUNTS ON-COL (ng)
81	1,4-Dichlorobenzene	146	10.066	10.066	(1.002)	11410	5.00000	5.429
82	n-Butylbenzene	91	10.395	10.395	(1.035)	9648	5.00000	3.617
83	1,2-Dichlorobenzene	146	10.437	10.437	(1.039)	10188	5.00000	5.220
84	1,2-Dibromo-3-chloropropane	157	Compound Not Detected.					
85	1,2,4-Trichlorobenzene	180	12.031	12.031	(1.198)	5235	5.00000	4.753
86	Hexachlorobutadiene	225	12.183	12.183	(1.213)	2460	5.00000	4.643
87	Naphthalene	128	12.293	12.293	(1.224)	12650	5.00000	4.465
88	1,2,3-Trichlorobenzene	180	12.542	12.542	(1.249)	5529	5.00000	5.161
98	Cyclohexane	56	4.846	4.846	(0.913)	14232	5.00000	6.136
143	Methyl Acetate	43	3.356	3.356	(0.632)	11563	10.0000	9.657
144	Methylcyclohexane	83	5.747	5.747	(1.083)	7074	5.00000	4.381
141	1,3,5-Trichlorobenzene	180	11.410	11.410	(1.136)	6057	5.00000	4.823

Data File: \\cansvr11\dd\chem\MSV\a3ux8a.i\M00226A-IC.b\UX82639.D
Report Date: 26-Feb-2010 23:14

TestAmerica North Canton

INTERNAL STANDARD COMPOUNDS
AREA AND RT SUMMARY

Instrument ID: a3ux8a.i
Lab File ID: UX82639.D
Lab Smp Id: 5NG-IC
Analysis Type: VOA
Quant Type: ISTD
Operator: 402279
Calibration Date: 26-FEB-2010
Calibration Time: 18:53
Level: LOW
Sample Type: SOIL
Method File: \\cansvr11\dd\chem\MSV\a3ux8a.i\M00226A-IC.b\8260SUX8.m
Misc Info: M00226A-IC,8260SUX8,1-8260.SUB,402279,1,1

COMPOUND	STANDARD	AREA LIMIT LOWER	AREA LIMIT UPPER	SAMPLE	%DIFF
1 Fluorobenzene	1019892	509946	2039784	1008480	-1.12
2 Chlorobenzene-d5	818266	409133	1636532	780895	-4.57
3 1,4-Dichlorobenze	423007	211504	846014	387315	-8.44

COMPOUND	STANDARD	RT LIMIT LOWER	RT LIMIT UPPER	SAMPLE	%DIFF
1 Fluorobenzene	5.30	4.80	5.80	5.31	0.10
2 Chlorobenzene-d5	7.85	7.35	8.35	7.85	-0.01
3 1,4-Dichlorobenze	10.04	9.54	10.54	10.04	-0.01

AREA UPPER LIMIT = +100% of internal standard area.
AREA LOWER LIMIT = - 50% of internal standard area.
RT UPPER LIMIT = + 0.50 minutes of internal standard RT.
RT LOWER LIMIT = - 0.50 minutes of internal standard RT.

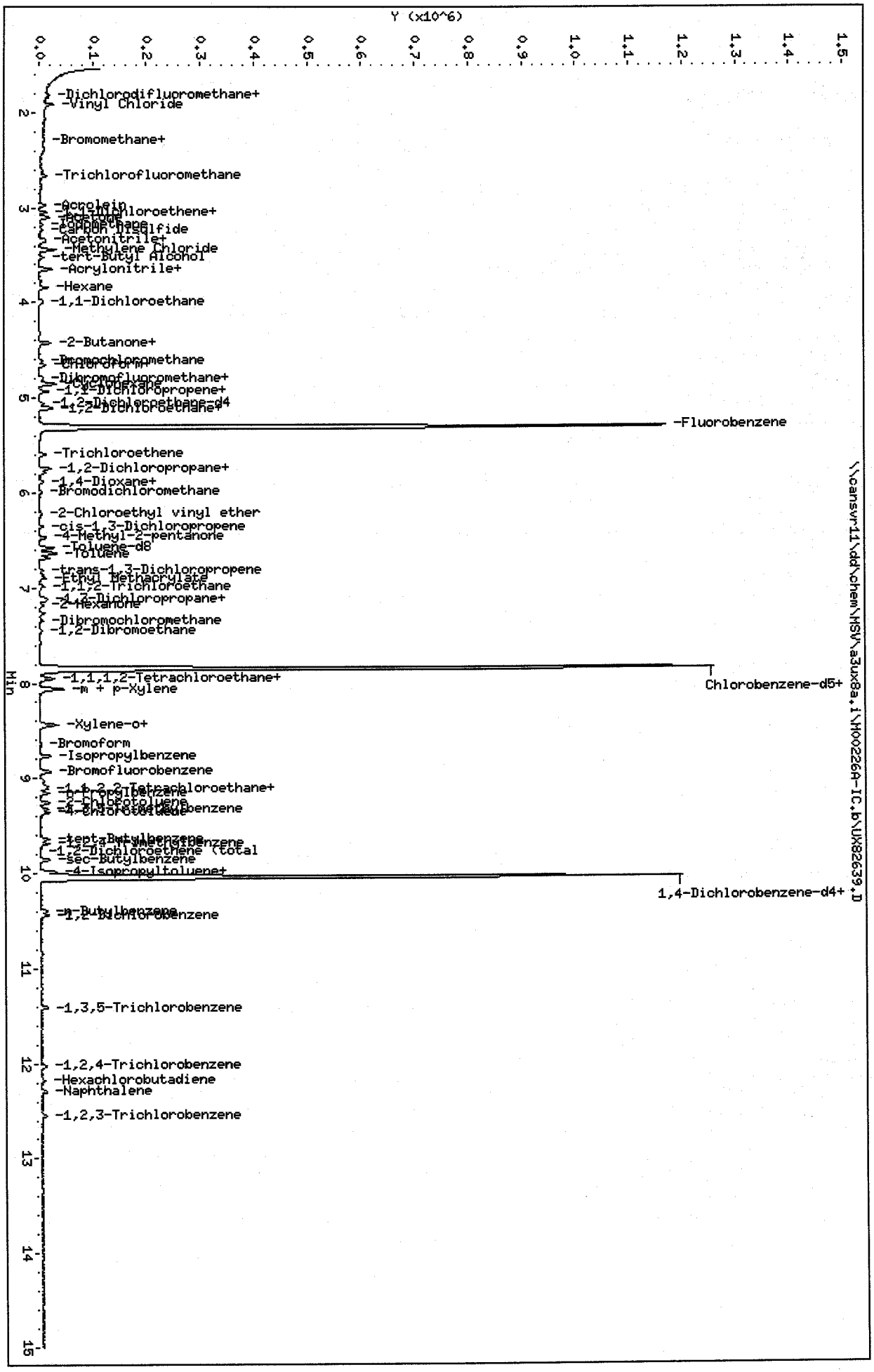
Data File: \\cansvr11\dd\chem\MSV\a3ux8a.i\H00226A-IC.b\UX82639.D
Date : 26-FEB-2010 20:40
Client ID:
Sample Info: 5NG-IC
Purge Volume: 5.0
Column phase: DB624
Instrument: a3ux8a.i
Operator: 402279
Column diameter: 0.18
Y (x10^6)
Min
-Dichlorodifluoromethane+
-Vinyl Chloride
-Bromomethane+
-Trichlorofluoromethane
-Acrolein
-Acetone
-Carbon Disulfide
-Acetonitrile+
-Methylene Chloride
-tert-Butyl Alcohol
-Acrylonitrile+
-Hexane
-1,1-Dichloroethane
-2-Butanone+
-Bromochloromethane
-Chloroform
-Dibromofluoromethane+
-1,1-Dichloropropene+
-1,2-Dichloroethane-d4
-1,2-Dichloroethane+
-Fluorobenzene
-Trichloroethene
-1,2-Dichloropropane+
-1,4-Dioxane+
-Bromodichloromethane
-2-Chloroethyl vinyl ether
-cis-1,3-Dichloropropene
-4-Methyl-2-pentanone
-Toluene-d8
-Toluene
-trans-1,3-Dichloropropene
-Ethyl Methacrylate
-1,1,2-Trichloroethane
-1,3-Dichloropropane+
-2-Hexanone
-Dibromochloromethane
-1,2-Dibromoethane
-1,1,1,2-Tetrachloroethane+
-m + p-Xylene
Chlorobenzene-d5+
-Xylene-o+
-Bromoform
-Isopropylbenzene
-Bromofluorobenzene
-1,1,2,2-Tetrachloroethane+
-n-Propylbenzene
-2-Chlorotoluene
-1,3,5-Trimethylbenzene
-4-Chlorotoluene
-tert-Butylbenzene
-1,2,4-Trimethylbenzene
-1,2-Dichloroethene (total
-sec-Butylbenzene
-4-Isopropyltoluene+
1,4-Dichlorobenzene-d4+
-n-Butylbenzene
-1,2-Dichlorobenzene
-1,3,5-Trichlorobenzene
-1,2,4-Trichlorobenzene
-Hexachlorobutadiene
-Naphthalene
-1,2,3-Trichlorobenzene
\\cansvr11\dd\chem\MSV\a3ux8a.i\H00226A-IC.b\UX82639.D

Data File: \\cansvr11\dd\chem\MSV\a3ux8a.i\M00226A-IC.b\UX82643.D
Report Date: 26-Feb-2010 23:22

TestAmerica North Canton

VOLATILE REPORT SW-846 Method 8260A/8260B

Data file : \\cansvr11\dd\chem\MSV\a3ux8a.i\M00226A-IC.b\UX82643.D
Lab Smp Id: CHECK/ICV
Inj Date : 26-FEB-2010 22:06
Operator : 402279 Inst ID: a3ux8a.i
Smp Info : CHECK/ICV
Misc Info : M00226A-IC,8260SUX8,,402279,3
Comment :
Method : \\cansvr11\dd\chem\MSV\a3ux8a.i\M00226A-IC.b\8260SUX8.m
Meth Date : 26-Feb-2010 23:14 a3ux8a.i Quant Type: ISTD
Cal Date : 26-FEB-2010 20:40 Cal File: UX82639.D
Als bottle: 13 QC Sample: METHSPIKE
Dil Factor: 1.00000
Integrator: HP RTE Compound Sublist: 4-8260+IX.sub
Target Version: 4.14
Processing Host: CANPGCV909

Concentration Formula: Amt * DF * 1/Vo * CpndVariable

Name	Value	Description
DF	1.000	Dilution Factor
Vo	5.000	Sample Volume
Va	100.000	Injection Volume
Cpnd Variable		Local Compound Variable

Compounds	QUANT SIG MASS	RT	EXP RT	REL RT	RESPONSE	CONCENTRATIONS ON-COLUMN (ng)	CONCENTRATIONS FINAL (UG/KG)
* 1 Fluorobenzene	96	5.309	5.309	(1.000)	1006533	250.000	
* 2 Chlorobenzene-d5	117	7.846	7.846	(1.000)	808042	250.000	
* 3 1,4-Dichlorobenzene-d4	152	10.042	10.042	(1.000)	412229	250.000	
$ 4 Dibromofluoromethane	113	4.786	4.779	(0.901)	190599	226.576	45.315
$ 5 1,2-Dichloroethane-d4	65	5.053	5.059	(0.952)	234232	221.033	44.206
$ 6 Toluene-d8	98	6.580	6.580	(1.239)	799162	233.707	46.741
$ 7 Bromofluorobenzene	95	8.929	8.935	(1.138)	294377	223.607	44.721
8 Dichlorodifluoromethane	85	1.659	1.653	(0.313)	115245	175.966	35.193(R)
9 Chloromethane	50	1.835	1.829	(0.346)	254149	221.848	44.370
10 Vinyl Chloride	62	1.957	1.951	(0.369)	193461	242.226	48.445
11 Bromomethane	94	2.285	2.285	(0.431)	96403	254.809	50.962
12 Chloroethane	64	2.383	2.377	(0.449)	117832	277.394	55.479
13 Trichlorofluoromethane	101	2.602	2.608	(0.490)	244835	303.581	60.716
15 Acrolein	56	2.973	2.973	(0.560)	174095	829.341	165.87
16 Acetone	43	3.101	3.100	(0.584)	167784	310.600	62.120
17 1,1-Dichloroethene	96	3.046	3.046	(0.574)	205943	285.559	57.112
18 Freon-113	151	3.046	3.046	(0.574)	180593	306.605	61.321
19 Iodomethane	142	3.180	3.173	(0.599)	416413	271.858	54.372
20 Carbon Disulfide	76	3.234	3.234	(0.609)	592869	293.415	58.683
21 Methylene Chloride	84	3.441	3.441	(0.648)	242535	240.473	48.094
22 Acetonitrile	41	3.338	3.338	(0.629)	123368	684.435	136.89
23 Acrylonitrile	53	3.642	3.642	(0.686)	355482	751.352	150.27

Data File: \\cansvr11\dd\chem\MSV\a3ux8a.i\M00226A-IC.b\UX82643.D
Report Date: 26-Feb-2010 23:22

	Compounds	QUANT SIG MASS	RT	EXP RT	REL RT	RESPONSE	CONCENTRATIONS ON-COLUMN (ng)	CONCENTRATIONS FINAL (UG/KG)
	24 Methyl tert-butyl ether	73	3.642	3.642	(0.686)	347253	231.842	46.368
	25 trans-1,2-Dichloroethene	96	3.654	3.654	(0.688)	229864	268.718	53.744
	26 Hexane	86	3.843	3.849	(0.724)	55859	293.892	58.778
	28 1,1-Dichloroethane	63	3.983	3.989	(0.750)	423733	259.413	51.883
	29 tert-Butyl Alcohol	59	3.520	3.526	(0.663)	317807	4167.47	833.49
	30 2-Butanone	43	4.427	4.427	(0.834)	195600	240.280	48.056
M	31 1,2-Dichloroethene (total)	96				480866	522.750	104.55
	32 cis-1,2-dichloroethene	96	4.427	4.421	(0.834)	251002	254.032	50.806
	33 2,2-Dichloropropane	77	4.427	4.427	(0.834)	220388	270.806	54.161
	34 Bromochloromethane	128	4.615	4.609	(0.869)	129667	251.579	50.316
	35 Chloroform	83	4.658	4.658	(0.877)	366837	253.683	50.737
	36 Tetrahydrofuran	42	4.646	4.640	(0.875)	113455	229.007	45.801
	37 1,1,1-Trichloroethane	97	4.810	4.810	(0.906)	331656	271.578	54.316
	38 1,1-Dichloropropene	75	4.932	4.932	(0.929)	270270	273.071	54.614
	39 Carbon Tetrachloride	117	4.938	4.932	(0.930)	308764	289.783	57.957
	40 1,2-Dichloroethane	62	5.114	5.120	(0.963)	338753	244.896	48.979
	41 Benzene	78	5.102	5.096	(0.961)	836761	253.271	50.654
	42 Trichloroethene	130	5.595	5.589	(1.054)	253654	250.255	50.051
	43 1,2-Dichloropropane	63	5.783	5.783	(1.089)	234838	257.759	51.552
	44 1,4-Dioxane	88	Compound Not Detected.					
	45 Dibromomethane	93	5.881	5.887	(1.108)	128815	256.015	51.203
	46 Bromodichloromethane	83	5.990	5.984	(1.128)	250578	269.286	53.857
	47 2-Chloroethyl vinyl ether	63	6.215	6.221	(1.171)	66310	239.601	47.920
	48 cis-1,3-Dichloropropene	75	6.355	6.355	(1.197)	298907	258.627	51.725
	49 4-Methyl-2-pentanone	43	6.465	6.465	(1.218)	356643	265.079	53.016
	50 Toluene	91	6.635	6.635	(0.846)	937659	228.574	45.715
	51 trans-1,3-Dichloropropene	75	6.811	6.811	(0.868)	277492	269.166	53.833
	52 Ethyl Methacrylate	69	Compound Not Detected.					
	53 1,1,2-Trichloroethane	97	6.982	6.982	(0.890)	187416	239.194	47.839
	54 1,3-Dichloropropane	76	7.128	7.128	(0.909)	328835	244.471	48.894
	55 Tetrachloroethene	164	7.103	7.103	(0.905)	196807	263.314	52.663
	56 2-Hexanone	43	7.176	7.176	(0.915)	261891	272.183	54.436
	57 Dibromochloromethane	129	7.335	7.328	(0.935)	205989	248.494	49.699
	58 1,2-Dibromoethane	107	7.450	7.444	(0.950)	198622	254.833	50.967
	59 Chlorobenzene	112	7.870	7.876	(1.003)	663566	249.193	49.839
	60 1,1,1,2-Tetrachloroethane	131	7.937	7.937	(1.012)	242186	267.419	53.484
	61 Ethylbenzene	106	7.955	7.961	(1.014)	365747	265.649	53.130
	62 m + p-Xylene	106	8.059	8.065	(1.027)	902357	528.466	105.69
M	63 Xylenes (total)	106				1352077	797.042	159.41
	64 Xylene-o	106	8.430	8.436	(1.074)	449720	268.577	53.715
	65 Styrene	104	8.442	8.442	(1.076)	689974	268.043	53.608
	66 Bromoform	173	8.637	8.643	(1.101)	122019	263.584	52.717
	67 Isopropylbenzene	105	8.764	8.764	(1.117)	1147694	276.364	55.273
	68 1,1,2,2-Tetrachloroethane	83	9.056	9.056	(0.902)	234486	264.102	52.820
	69 1,4-Dichloro-2-butene	53	9.111	9.117	(0.907)	218952	589.242	117.85
	70 1,2,3-Trichloropropane	110	9.111	9.105	(0.907)	88022	267.284	53.457
	71 Bromobenzene	156	9.081	9.087	(0.904)	283072	248.628	49.726
	72 n-Propylbenzene	120	9.160	9.160	(0.912)	326716	279.723	55.945
	73 2-Chlorotoluene	126	9.257	9.257	(0.922)	282351	263.464	52.693
	74 1,3,5-Trimethylbenzene	105	9.318	9.318	(0.928)	947676	282.073	56.414
	75 4-Chlorotoluene	126	9.354	9.366	(0.932)	288379	262.123	52.425
	76 tert-Butylbenzene	119	9.640	9.634	(0.960)	837181	272.131	54.426
	77 1,2,4-Trimethylbenzene	105	9.689	9.689	(0.965)	967607	284.560	56.912
	78 sec-Butylbenzene	105	9.853	9.859	(0.981)	1163319	278.016	55.603

Data File: \\cansvr11\dd\chem\MSV\a3ux8a.i\M00226A-IC.b\UX82643.D
Report Date: 26-Feb-2010 23:22

	Compounds	QUANT SIG MASS	RT	EXP RT	REL RT	RESPONSE	CONCENTRATIONS ON-COLUMN (ng)	CONCENTRATIONS FINAL (UG/KG)
79	4-Isopropyltoluene	119	9.987	9.993	(0.995)	1016112	287.205	57.441
80	1,3-Dichlorobenzene	146	9.981	9.981	(0.994)	537792	250.882	50.176
81	1,4-Dichlorobenzene	146	10.066	10.066	(1.002)	551179	246.396	49.279
82	n-Butylbenzene	91	10.389	10.395	(1.035)	799387	281.593	56.318
83	1,2-Dichlorobenzene	146	10.437	10.437	(1.039)	501717	241.542	48.308
84	1,2-Dibromo-3-chloropropane	157	11.210	11.207	(1.116)	46011	270.359	54.072
85	1,2,4-Trichlorobenzene	180	12.025	12.031	(1.197)	306480	261.438	52.288
86	Hexachlorobutadiene	225	12.183	12.183	(1.213)	140619	249.390	49.878
87	Naphthalene	128	12.287	12.293	(1.224)	758381	251.512	50.302
88	1,2,3-Trichlorobenzene	180	12.548	12.542	(1.250)	276854	242.827	48.565
14	Dichlorofluoromethane	67	Compound Not Detected.					
89	Ethyl Ether	59	2.851	2.846	(0.537)	240851	270.835	54.167
91	3-Chloropropene	76	Compound Not Detected.					
92	Isopropyl Ether	87	4.007	4.002	(0.755)	217008	266.420	53.284
93	2-Chloro-1,3-butadiene	53	Compound Not Detected.					
94	Propionitrile	54	Compound Not Detected.					
95	Ethyl Acetate	43	Compound Not Detected.					
96	Methacrylonitrile	41	Compound Not Detected.					
97	Isobutanol	41	4.980	4.981	(0.635)	610788	13759.5	2751.9(A)
99	n-Butanol	56	Compound Not Detected.					
100	Methyl Methacrylate	41	Compound Not Detected.					
101	2-Nitropropane	41	Compound Not Detected.					
98	Cyclohexane	56	4.853	4.846	(0.914)	501388	216.593	43.319
143	Methyl Acetate	43	3.356	3.356	(0.632)	287042	240.196	48.039
144	Methylcyclohexane	83	5.747	5.747	(1.082)	420943	261.176	52.235
141	1,3,5-Trichlorobenzene	180	Compound Not Detected.					
103	Cyclohexanone	55	8.886	8.893	(0.885)	84282	350.409	70.082(R)
155	tert-Butyl Ethyl ether	59	Compound Not Detected.					
156	tert-Amyl Methyl ether	73	Compound Not Detected.					
157	1,2,3-Trimethylbenzene	105	10.103	10.104	(1.006)	968378	279.240	55.848(A)
146	2-Methylnaphthalene	142	Compound Not Detected.					

QC Flag Legend

A - Target compound detected but, quantitated amount exceeded maximum amount.
R - Spike/Surrogate failed recovery limits.

Data File: \\cansvr11\dd\chem\MSV\a3ux8a.i\M00226A-IC.b\UX82643.D
Report Date: 26-Feb-2010 23:22

TestAmerica North Canton

VOLATILE REPORT SW-846 Method 8260A/8260B

Data file : \\cansvr11\dd\chem\MSV\a3ux8a.i\M00226A-IC.b\UX82643.D
Lab Smp Id: CHECK/ICV
Inj Date : 26-FEB-2010 22:06
Operator : 402279 Inst ID: a3ux8a.i
Smp Info : CHECK/ICV
Misc Info : M00226A-IC,8260SUX8,,402279,3
Comment :
Method : \\cansvr11\dd\chem\MSV\a3ux8a.i\M00226A-IC.b\8260SUX8.m
Meth Date : 26-Feb-2010 23:14 a3ux8a.i Quant Type: ISTD
Cal Date : 26-FEB-2010 20:40 Cal File: UX82639.D
Als bottle: 13 QC Sample: METHSPIKE
Dil Factor: 1.00000
Integrator: HP RTE Compound Sublist: 4-8260+IX.sub
Target Version: 4.14
Processing Host: CANPGCV909

- NO TENTATIVELY IDENTIFIED COMPOUNDS -

Data File: \\cansvr11\dd\chem\MSV\a3ux8a.i\M00226A-IC.b\UX82643.D
Report Date: 26-Feb-2010 23:22

TestAmerica North Canton

INTERNAL STANDARD COMPOUNDS
AREA AND RT SUMMARY

Instrument ID: a3ux8a.i
Lab File ID: UX82643.D
Lab Smp Id: CHECK/ICV
Analysis Type: VOA
Quant Type: ISTD
Operator: 402279
Method File: \\cansvr11\dd\chem\MSV\a3ux8a.i\M00226A-IC.b\8260SUX8.m
Misc Info: M00226A-IC,8260SUX8,,402279,3

Calibration Date: 26-FEB-2010
Calibration Time: 18:53
Level: LOW
Sample Type: SOIL

COMPOUND	STANDARD	AREA LIMIT LOWER	AREA LIMIT UPPER	SAMPLE	%DIFF
1 Fluorobenzene	1019892	509946	2039784	1006533	-1.31
2 Chlorobenzene-d5	818266	409133	1636532	808042	-1.25
3 1,4-Dichlorobenze	423007	211504	846014	412229	-2.55

COMPOUND	STANDARD	RT LIMIT LOWER	RT LIMIT UPPER	SAMPLE	%DIFF
1 Fluorobenzene	5.30	4.80	5.80	5.31	0.10
2 Chlorobenzene-d5	7.85	7.35	8.35	7.85	-0.01
3 1,4-Dichlorobenze	10.04	9.54	10.54	10.04	-0.01

AREA UPPER LIMIT = +100% of internal standard area.
AREA LOWER LIMIT = - 50% of internal standard area.
RT UPPER LIMIT = + 0.50 minutes of internal standard RT.
RT LOWER LIMIT = - 0.50 minutes of internal standard RT.

Data File: \\cansvr11\dd\chem\MSV\a3ux8a.i\M00226A-IC.b\UX82643.D
Report Date: 26-Feb-2010 23:22

TestAmerica North Canton

RECOVERY REPORT

Client Name:
Client SDG: SDGa00699
Sample Matrix: SOLID
Fraction: VOA
Lab Smp Id: CHECK/ICV
Level: LOW
Operator: 402279
Data Type: MS DATA
SampleType: METHSPIKE
SpikeList File: DODICV.spk
Quant Type: ISTD
Sublist File: 4-8260+IX.sub
Method File: \\cansvr11\dd\chem\MSV\a3ux8a.i\M00226A-IC.b\8260SUX8.m
Misc Info: M00226A-IC,8260SUX8,,402279,3

SPIKE		COMPOUND	CONC ADDED UG/KG	CONC RECOVERED UG/KG	% RECOVERED	LIMITS
*	1	Fluorobenzene	0.0000	50.000	0.00	0-0
*	2	Chlorobenzene-d5	0.0000	50.000	0.00	0-0
*	3	1,4-Dichlorobenzen	0.0000	50.000	0.00	0-0
$	6	Toluene-d8	50.000	46.741	93.48	85-115
$	7	Bromofluorobenzene	50.000	44.721	89.44	85-120
	60	1,1,1,2-Tetrachlor	50.000	53.484	106.97	75-125
	37	1,1,1-Trichloroeth	50.000	54.316	108.63	75-125
	68	1,1,2,2-Tetrachlor	50.000	52.820	105.64	75-125
	53	1,1,2-Trichloroeth	50.000	47.839	95.68	75-125
	28	1,1-Dichloroethane	50.000	51.883	103.77	75-125
	17	1,1-Dichloroethene	50.000	57.112	114.22	75-125
	38	1,1-Dichloropropen	50.000	54.614	109.23	75-125
	88	1,2,3-Trichloroben	50.000	48.565	97.13	75-125
	70	1,2,3-Trichloropro	50.000	53.457	106.91	75-125
	85	1,2,4-Trichloroben	50.000	52.288	104.58	75-125
	77	1,2,4-Trimethylben	50.000	56.912	113.82	75-125
	84	1,2-Dibromo-3-chlo	50.000	54.072	108.14	75-125
	58	1,2-Dibromoethane	50.000	50.967	101.93	75-125
	83	1,2-Dichlorobenzen	50.000	48.308	96.62	75-125
	40	1,2-Dichloroethane	50.000	48.979	97.96	75-125
	43	1,2-Dichloropropan	50.000	51.552	103.10	75-125
	74	1,3,5-Trimethylben	50.000	56.414	112.83	75-125
	80	1,3-Dichlorobenzen	50.000	50.176	100.35	75-125
	54	1,3-Dichloropropan	50.000	48.894	97.79	75-125
	81	1,4-Dichlorobenzen	50.000	49.279	98.56	75-125
	33	2,2-Dichloropropan	50.000	54.161	108.32	75-125
	30	2-Butanone	50.000	48.056	96.11	75-125
	73	2-Chlorotoluene	50.000	52.693	105.39	75-125
	56	2-Hexanone	50.000	54.436	108.87	75-125
	75	4-Chlorotoluene	50.000	52.425	104.85	75-125
	49	4-Methyl-2-pentano	50.000	53.016	106.03	75-125
	16	Acetone	50.000	62.120	124.24	75-125
	41	Benzene	50.000	50.654	101.31	75-125
	71	Bromobenzene	50.000	49.726	99.45	75-125
	34	Bromochloromethane	50.000	50.316	100.63	75-125
	46	Bromodichlorometha	50.000	53.857	107.71	75-125
	66	Bromoform	50.000	52.717	105.43	75-125
	11	Bromomethane	50.000	50.962	101.92	75-125
	20	Carbon Disulfide	50.000	58.683	117.37	75-125
	39	Carbon Tetrachlori	50.000	57.957	115.91	75-125

Data File: \\cansvr11\dd\chem\MSV\a3ux8a.i\M00226A-IC.b\UX82643.D
Report Date: 26-Feb-2010 23:22

SPIKE	COMPOUND	CONC ADDED UG/KG	CONC RECOVERED UG/KG	% RECOVERED	LIMITS
59	Chlorobenzene	50.000	49.839	99.68	75-125
57	Dibromochlorometha	50.000	49.699	99.40	75-125
12	Chloroethane	50.000	55.479	110.96	75-125
35	Chloroform	50.000	50.737	101.47	75-125
9	Chloromethane	50.000	44.370	88.74	75-125
32	cis-1,2-dichloroet	50.000	50.806	101.61	75-125
48	cis-1,3-Dichloropr	50.000	51.725	103.45	75-125
45	Dibromomethane	50.000	51.203	102.41	75-125
8	Dichlorodifluorome	50.000	35.193	70.39*	75-125
61	Ethylbenzene	50.000	53.130	106.26	75-125
86	Hexachlorobutadien	50.000	49.878	99.76	75-125
67	Isopropylbenzene	50.000	55.273	110.55	75-125
62	m + p-Xylene	100.00	105.69	105.69	75-125
21	Methylene Chloride	50.000	48.094	96.19	75-125
87	Naphthalene	50.000	50.302	100.60	75-125
82	n-Butylbenzene	50.000	56.318	112.64	75-125
72	n-Propylbenzene	50.000	55.945	111.89	75-125
64	Xylene-o	50.000	53.715	107.43	75-125
79	4-Isopropyltoluene	50.000	57.441	114.88	75-125
78	sec-Butylbenzene	50.000	55.603	111.21	75-125
65	Styrene	50.000	53.608	107.22	75-125
76	tert-Butylbenzene	50.000	54.426	108.85	75-125
55	Tetrachloroethene	50.000	52.663	105.33	75-125
50	Toluene	50.000	45.715	91.43	75-125
25	trans-1,2-Dichloro	50.000	53.744	107.49	75-125
51	trans-1,3-Dichloro	50.000	53.833	107.67	75-125
42	Trichloroethene	50.000	50.051	100.10	75-125
13	Trichlorofluoromet	50.000	60.716	121.43	75-125
10	Vinyl Chloride	50.000	48.445	96.89	75-125
19	Iodomethane	50.000	54.372	108.74	75-125
92	Isopropyl Ether	50.000	53.284	106.57	75-125
24	Methyl tert-butyl	50.000	46.368	92.74	75-125
153	Vinyl Acetate-86	50.000	0.0000	*	75-125
18	Freon-113	50.000	61.321	122.64	75-125
26	Hexane	50.000	58.778	117.56	75-125
22	Acetonitrile	150.00	136.89	91.26	75-125
23	Acrylonitrile	150.00	150.27	100.18	75-125
15	Acrolein	150.00	165.87	110.58	75-125
29	tert-Butyl Alcohol	1000.0	833.49	83.35	75-125
36	Tetrahydrofuran	50.000	45.801	91.60	75-125
69	1,4-Dichloro-2-but	100.00	117.85	117.85	75-125
89	Ethyl Ether	50.000	54.167	108.33	75-125
97	Isobutanol	2500.0	2751.9	110.08	75-125
98	Cyclohexane	50.000	43.319	86.64	75-125
143	Methyl Acetate	50.000	48.039	96.08	75-125
144	Methylcyclohexane	50.000	52.235	104.47	75-125
103	Cyclohexanone	100.00	70.082	70.08*	75-125
157	1,2,3-Trimethylben	50.000	55.848	111.70	75-125

SURROGATE	COMPOUND	CONC ADDED UG/KG	CONC RECOVERED UG/KG	% RECOVERED	LIMITS
$ 4	Dibromofluorometha	50.000	45.315	90.63	59-138

Data File: \\cansvr11\dd\chem\MSV\a3ux8a.i\M00226A-IC.b\UX82643.D
Report Date: 26-Feb-2010 23:22

SURROGATE COMPOUND	CONC ADDED UG/KG	CONC RECOVERED UG/KG	% RECOVERED	LIMITS
$ 5 1,2-Dichloroethane	50.000	44.206	88.41	61-130
$ 6 Toluene-d8	250.00	46.741	93.48	60-143
$ 7 Bromofluorobenzene	250.00	44.721	89.44	47-158



Data File: \\cansvr11\dd\chem\HSV\a3ux8a.i\H00226A-IC.b\UX82643.D
Date : 26-FEB-2010 22:06
Client ID:
Sample Info: CHECK/ICV
Purge Volume: 5.0
Column phase: DB624

Instrument: a3ux8a.i
Operator: 402279
Column diameter: 0.18

Report Date: 02-Mar-2010 19:37

Calibration History

Method : \\cansvr11\dd\chem\MSV\a3ux8a.i\M00302A.b\8260SUX8.m
Start Cal Date: 01-DEC-2009 21:19
End Cal Date : 26-FEB-2010 20:40
Last Cal Level: 1
Last Cal Type : Continuing Calibration

Initial Calibration

Injection Date	Sublist	Calibration File
Cal Level: 1 , Cal Amount: 5.00000		
26-FEB-2010 20:40	1-8260	\\cansvr11\dd\chem\MSV\a3ux8a.i\M00226A-IC.b\UX82639.D
Cal Level: 2 , Cal Amount: 10.00000		
26-FEB-2010 20:19	1-8260	\\cansvr11\dd\chem\MSV\a3ux8a.i\M00226A-IC.b\UX82638.D
Cal Level: 3 , Cal Amount: 25.00000		
14-DEC-2009 21:42	BENZCL	\\cansvr11\dd\chem\MSV\a3ux8a.i\M91214A-IC.b\UX81431.D
02-DEC-2009 02:01	3-IX+	\\cansvr11\dd\chem\MSV\a3ux8a.i\M91201A-IC.b\UX81311.D
26-FEB-2010 19:57	1-8260	\\cansvr11\dd\chem\MSV\a3ux8a.i\M00226A-IC.b\UX82637.D
Cal Level: 4 , Cal Amount: 50.00000		
14-DEC-2009 21:20	BENZCL	\\cansvr11\dd\chem\MSV\a3ux8a.i\M91214A-IC.b\UX81430.D
02-DEC-2009 01:39	3-IX+	\\cansvr11\dd\chem\MSV\a3ux8a.i\M91201A-IC.b\UX81310.D
26-FEB-2010 19:36	1-8260	\\cansvr11\dd\chem\MSV\a3ux8a.i\M00226A-IC.b\UX82636.D
Cal Level: 5 , Cal Amount: 100.00000		
14-DEC-2009 20:58	BENZCL	\\cansvr11\dd\chem\MSV\a3ux8a.i\M91214A-IC.b\UX81429.D
02-DEC-2009 01:17	3-IX+	\\cansvr11\dd\chem\MSV\a3ux8a.i\M91201A-IC.b\UX81309.D
26-FEB-2010 19:15	1-8260	\\cansvr11\dd\chem\MSV\a3ux8a.i\M00226A-IC.b\UX82635.D
Cal Level: 6 , Cal Amount: 250.00000		
14-DEC-2009 20:35	BENZCL	

\\cansvr11\dd\chem\MSV\a3ux8a.i\M91214A-IC.b\UX81428.D		
02-DEC-2009 00:55	3-IX+	
\\cansvr11\dd\chem\MSV\a3ux8a.i\M91201A-IC.b\UX81308.D		
26-FEB-2010 18:53	1-8260	
\\cansvr11\dd\chem\MSV\a3ux8a.i\M00226A-IC.b\UX82634.D		

Cal Level: 7 , Cal Amount: 500.00000		
14-DEC-2009 20:13	BENZCL	
\\cansvr11\dd\chem\MSV\a3ux8a.i\M91214A-IC.b\UX81427.D		
02-DEC-2009 00:34	3-IX+	
\\cansvr11\dd\chem\MSV\a3ux8a.i\M91201A-IC.b\UX81307.D		
26-FEB-2010 18:32	1-8260	
\\cansvr11\dd\chem\MSV\a3ux8a.i\M00226A-IC.b\UX82633.D		

Cal Level: 8 , Cal Amount: 1000.00000		
14-DEC-2009 19:51	BENZCL	
\\cansvr11\dd\chem\MSV\a3ux8a.i\M91214A-IC.b\UX81426.D		
02-DEC-2009 00:12	3-IX+	
\\cansvr11\dd\chem\MSV\a3ux8a.i\M91201A-IC.b\UX81306.D		
26-FEB-2010 18:11	1-8260	
\\cansvr11\dd\chem\MSV\a3ux8a.i\M00226A-IC.b\UX82632.D		

Continuing Calibration
Ccal Level Mode: GLOBAL LEVEL 6

02-MAR-2010 18:46	1-8260	
\\cansvr11\dd\chem\MSV\a3ux8a.i\M00302A.b\UX82661.D		
02-MAR-2010 19:07	3-IX	
\\cansvr11\dd\chem\MSV\a3ux8a.i\M00302A.b\UX82662.D		

Data File: \\cansvr11\dd\chem\MSV\a3ux8a.i\M00302A.b\UX82661.D
Report Date: 02-Mar-2010 20:45

TestAmerica North Canton

CONTINUING CALIBRATION COMPOUNDS

Instrument ID: a3ux8a.i Injection Date: 02-MAR-2010 18:46
Lab File ID: UX82661.D Init. Cal. Date(s): 01-DEC-2009 26-FEB-2010
Analysis Type: SOIL Init. Cal. Times: 21:19 20:40
Lab Sample ID: 250NG-CC Quant Type: ISTD
Method: \\cansvr11\dd\chem\MSV\a3ux8a.i\M00302A.b\8260SUX8.m

COMPOUND	RRF / AMOUNT	RF250	CCAL RRF250	MIN RRF	%D / %DRIFT	MAX %D / %DRIFT	CURVE TYPE	
$ 4 Dibromofluoromethane	0.20894	0.19792	0.19792	0.010	5.27156	50.00000	Averaged	
$ 5 1,2-Dichloroethane-d4	250	230	0.24183	0.010	8.07574	0.000e+000	Wt Linear	
$ 6 Toluene-d8	0.84933	0.82722	0.82722	0.010	2.60255	50.00000	Averaged	
$ 7 Bromofluorobenzene	250	229	0.37301	0.010	8.39671	0.000e+000	Wt Linear	
8 Dichlorodifluoromethane	0.16267	0.16734	0.16734	0.010	-2.87334	50.00000	Averaged	
9 Chloromethane	0.28454	0.28531	0.28531	0.100	-0.26844	50.00000	Averaged	
10 Vinyl Chloride	0.19837	0.21862	0.21862	0.010	-10.20633	20.00000	Averaged	
11 Bromomethane	0.09397	0.09809	0.09809	0.010	-4.38201	50.00000	Averaged	
12 Chloroethane	0.10551	0.12126	0.12126	0.010	-14.93136	50.00000	Averaged	
13 Trichlorofluoromethane	0.20031	0.23829	0.23829	0.010	-18.95706	50.00000	Averaged	
15 Acrolein	0.05214	0.04431	0.04431	0.010	15.02389	50.00000	Averaged	
16 Acetone	500	473	0.12017	0.010	5.48586	0.000e+000	Linear	
17 1,1-Dichloroethene	0.17913	0.18177	0.18177	0.010	-1.47327	20.00000	Averaged	
18 Freon-113	0.14630	0.15319	0.15319	0.010	-4.71171	50.00000	Averaged	
19 Iodomethane	0.38045	0.37869	0.37869	0.010	0.46103	50.00000	Averaged	
20 Carbon Disulfide	0.50187	0.54481	0.54481	0.010	-8.55745	50.00000	Averaged	
21 Methylene Chloride	0.25051	0.22712	0.22712	0.010	9.33681	50.00000	Averaged	
22 Acetonitrile	0.04477	0.03976	0.03976	0.010	11.19058	50.00000	Averaged	
23 Acrylonitrile	0.11751	0.11769	0.11769	0.010	-0.15281	50.00000	Averaged	
24 Methyl tert-butyl ether	0.37202	0.35574	0.35574	0.010	4.37465	50.00000	Averaged	
25 trans-1,2-Dichloroethene	0.21246	0.22069	0.22069	0.010	-3.87117	50.00000	Averaged	
26 Hexane	0.04721	0.04938	0.04938	0.010	-4.60645	20.00000	Averaged	
28 1,1-Dichloroethane	0.40571	0.40362	0.40362	0.100	0.51525	50.00000	Averaged	
29 tert-Butyl Alcohol	0.01894	0.01579	0.01579	0.010	16.64660	50.00000	Averaged	
30 2-Butanone	0.20219	0.18276	0.18276	0.010	9.60818	50.00000	Averaged	
M 31 1,2-Dichloroethene (total)	0.22894	0.23176	0.23176	0.010	-1.23248	50.00000	Averaged	
32 cis-1,2-dichloroethene	0.24541	0.24283	0.24283	0.010	1.05242	50.00000	Averaged	
33 2,2-Dichloropropane	0.20213	0.21064	0.21064	0.010	-4.20860	50.00000	Averaged	
34 Bromochloromethane	0.12802	0.12941	0.12941	0.010	-1.09190	50.00000	Averaged	
35 Chloroform	0.35916	0.35659	0.35659	0.010	0.71798	20.00000	Averaged	
36 Tetrahydrofuran	0.12305	0.11630	0.11630	0.010	5.48958	50.00000	Averaged	
37 1,1,1-Trichloroethane	0.30332	0.31753	0.31753	0.010	-4.68317	50.00000	Averaged	
38 1,1-Dichloropropene	0.24583	0.26259	0.26259	0.010	-6.81908	50.00000	Averaged	
39 Carbon Tetrachloride	0.26465	0.29338	0.29338	0.010	-10.85723	50.00000	Averaged	
40 1,2-Dichloroethane	0.34357	0.33043	0.33043	0.010	3.82460	50.00000	Averaged	
41 Benzene	0.82059	0.80712	0.80712	0.010	1.64237	50.00000	Averaged	
42 Trichloroethene	0.25175	0.24716	0.24716	0.010	1.82153	50.00000	Averaged	
43 1,2-Dichloropropane	0.22629	0.22899	0.22899	0.010	-1.19337	20.00000	Averaged	
44 1,4-Dioxane	0.00211	0.00191	0.00191	0.010	9.40117	50.00000	Averaged	<-
45 Dibromomethane	0.12497	0.12630	0.12630	0.010	-1.06460	50.00000	Averaged	
46 Bromodichloromethane	0.23112	0.24967	0.24967	0.010	-8.02609	50.00000	Averaged	
47 2-Chloroethyl vinyl ether	0.06874	0.05870	0.05870	0.010	14.60754	50.00000	Averaged	
48 cis-1,3-Dichloropropene	0.28706	0.29756	0.29756	0.010	-3.65893	50.00000	Averaged	

Data File: \\cansvr11\dd\chem\MSV\a3ux8a.i\M00302A.b\UX82661.D
Report Date: 02-Mar-2010 20:45

TestAmerica North Canton

CONTINUING CALIBRATION COMPOUNDS

Instrument ID: a3ux8a.i Injection Date: 02-MAR-2010 18:46
Lab File ID: UX82661.D Init. Cal. Date(s): 01-DEC-2009 26-FEB-2010
Analysis Type: SOIL Init. Cal. Times: 21:19 20:40
Lab Sample ID: 250NG-CC Quant Type: ISTD
Method: \\cansvr11\dd\chem\MSV\a3ux8a.i\M00302A.b\8260SUX8.m

COMPOUND	RRF / AMOUNT	RF250	CCAL RRF250	MIN RRF	%D / %DRIFT	MAX %D / %DRIFT	CURVE TYPE
49 4-Methyl-2-pentanone	0.33417	0.35935	0.35935	0.010	-7.53390	50.00000	Averaged
50 Toluene	1.26918	1.13327	1.13327	0.010	10.70902	20.00000	Averaged
51 trans-1,3-Dichloropropene	0.31896	0.33685	0.33685	0.010	-5.60815	50.00000	Averaged
52 Ethyl Methacrylate	0.33885	0.35507	0.35507	0.010	-4.78529	50.00000	Averaged
53 1,1,2-Trichloroethane	0.24242	0.22921	0.22921	0.010	5.44636	50.00000	Averaged
54 1,3-Dichloropropane	0.41616	0.39811	0.39811	0.010	4.33653	50.00000	Averaged
55 Tetrachloroethene	0.23125	0.23258	0.23258	0.010	-0.57728	50.00000	Averaged
56 2-Hexanone	0.29769	0.30495	0.30495	0.010	-2.43685	50.00000	Averaged
57 Dibromochloromethane	0.25647	0.25789	0.25789	0.010	-0.55400	50.00000	Averaged
58 1,2-Dibromoethane	0.24114	0.24748	0.24748	0.010	-2.62698	50.00000	Averaged
59 Chlorobenzene	0.82386	0.79257	0.79257	0.300	3.79846	50.00000	Averaged
60 1,1,1,2-Tetrachloroethane	0.28020	0.29531	0.29531	0.010	-5.39459	50.00000	Averaged
61 Ethylbenzene	0.42597	0.43770	0.43770	0.010	-2.75389	20.00000	Averaged
62 m + p-Xylene	0.52828	0.53704	0.53704	0.010	-1.65680	50.00000	Averaged
M 63 Xylenes (total)	0.52488	0.53370	0.53370	0.010	-1.68020	50.00000	Averaged
64 Xylene-o	0.51806	0.52701	0.52701	0.010	-1.72774	50.00000	Averaged
65 Styrene	0.79641	0.84074	0.84074	0.010	-5.56671	50.00000	Averaged
66 Bromoform	0.14322	0.15142	0.15142	0.100	-5.71935	50.00000	Averaged
67 Isopropylbenzene	1.28484	1.38556	1.38556	0.010	-7.83924	50.00000	Averaged
68 1,1,2,2-Tetrachloroethane	0.53845	0.54101	0.54101	0.300	-0.47471	50.00000	Averaged
69 1,4-Dichloro-2-butene	0.22535	0.22123	0.22123	0.010	1.82976	50.00000	Averaged
70 1,2,3-Trichloropropane	0.19972	0.18244	0.18244	0.010	8.65299	50.00000	Averaged
71 Bromobenzene	0.69048	0.64841	0.64841	0.010	6.09171	50.00000	Averaged
72 n-Propylbenzene	0.70834	0.72351	0.72351	0.010	-2.14095	50.00000	Averaged
73 2-Chlorotoluene	0.64993	0.63062	0.63062	0.010	2.97108	50.00000	Averaged
74 1,3,5-Trimethylbenzene	2.03751	2.13243	2.13243	0.010	-4.65826	50.00000	Averaged
75 4-Chlorotoluene	0.66721	0.65969	0.65969	0.010	1.12606	50.00000	Averaged
76 tert-Butylbenzene	1.86570	1.88907	1.88907	0.010	-1.25260	50.00000	Averaged
77 1,2,4-Trimethylbenzene	2.06218	2.16007	2.16007	0.010	-4.74689	50.00000	Averaged
78 sec-Butylbenzene	2.53765	2.65569	2.65569	0.010	-4.65152	50.00000	Averaged
79 4-Isopropyltoluene	2.14561	2.23290	2.23290	0.010	-4.06836	50.00000	Averaged
80 1,3-Dichlorobenzene	1.30001	1.24000	1.24000	0.010	4.61555	50.00000	Averaged
81 1,4-Dichlorobenzene	1.35663	1.26876	1.26876	0.010	6.47677	50.00000	Averaged
82 n-Butylbenzene	1.72162	1.81325	1.81325	0.010	-5.32237	50.00000	Averaged
83 1,2-Dichlorobenzene	1.25970	1.16640	1.16640	0.010	7.40662	50.00000	Averaged
84 1,2-Dibromo-3-chloropropane	0.10321	0.10421	0.10421	0.010	-0.96850	50.00000	Averaged
85 1,2,4-Trichlorobenzene	0.71094	0.71741	0.71741	0.010	-0.90977	50.00000	Averaged
86 Hexachlorobutadiene	0.34195	0.34341	0.34341	0.010	-0.42541	50.00000	Averaged
87 Naphthalene	1.82865	1.85733	1.85733	0.010	-1.56883	50.00000	Averaged
88 1,2,3-Trichlorobenzene	0.69144	0.67379	0.67379	0.010	2.55239	50.00000	Averaged
98 Cyclohexane	0.57496	0.53106	0.53106	0.010	7.63558	50.00000	Averaged
143 Methyl Acetate	0.29682	0.30147	0.30147	0.010	-1.56781	50.00000	Averaged
144 Methylcyclohexane	0.40032	0.43177	0.43177	0.010	-7.85646	50.00000	Averaged

Data File: \\cansvr11\dd\chem\MSV\a3ux8a.i\M00302A.b\UX82661.D
Report Date: 02-Mar-2010 20:45

TestAmerica North Canton

CONTINUING CALIBRATION COMPOUNDS

Instrument ID: a3ux8a.i Injection Date: 02-MAR-2010 18:46
Lab File ID: UX82661.D Init. Cal. Date(s): 01-DEC-2009 26-FEB-2010
Analysis Type: SOIL Init. Cal. Times: 21:19 20:40
Lab Sample ID: 250NG-CC Quant Type: ISTD
Method: \\cansvr11\dd\chem\MSV\a3ux8a.i\M00302A.b\8260SUX8.m

COMPOUND	RRF / AMOUNT	RF250	CCAL RRF250	MIN RRF	%D / %DRIFT	MAX %D / %DRIFT	CURVE TYPE
141 1,3,5-Trichlorobenzene	0.81065	0.81338	0.81338	0.010	-0.33698	50.00000	Averaged

Data File: \\cansvr11\dd\chem\MSV\a3ux8a.i\M00302A.b\UX82661.D
Report Date: 02-Mar-2010 20:45

TestAmerica North Canton

VOLATILE REPORT SW-846 Method 8260A/8260B

Data file : \\cansvr11\dd\chem\MSV\a3ux8a.i\M00302A.b\UX82661.D
Lab Smp Id: 250NG-CC
Inj Date : 02-MAR-2010 18:46
Operator : 402279 Inst ID: a3ux8a.i
Smp Info : 250NG-CC
Misc Info : M00302A,8260SUX8,1-8260.SUB,402279,2
Comment   :
Method   : \\cansvr11\dd\chem\MSV\a3ux8a.i\M00302A.b\8260SUX8.m
Meth Date : 02-Mar-2010 20:45 latat Quant Type: ISTD
Cal Date : 26-FEB-2010 20:40 Cal File: UX82639.D
Als bottle: 2 Continuing Calibration Sample
Dil Factor: 1.00000
Integrator: HP RTE Compound Sublist: 1-8260.SUB
Target Version: 4.14
Processing Host: CANPGCV909

Concentration Formula: Amt * DF * 1/Vo * CpndVariable

Name	Value	Description
DF	1.000	Dilution Factor
Vo	5.000	Sample Volume
Va	100.000	Injection Volume
Cpnd Variable		Local Compound Variable

	Compounds	QUANT SIG MASS	RT	EXP RT	REL RT	RESPONSE	AMOUNTS CAL-AMT (ng)	ON-COL (ng)
*	1 Fluorobenzene	96	5.304	5.304	(1.000)	973273	250.000	
*	2 Chlorobenzene-d5	117	7.847	7.847	(1.000)	801069	250.000	
*	3 1,4-Dichlorobenzene-d4	152	10.043	10.043	(1.000)	427264	250.000	
$	4 Dibromofluoromethane	113	4.787	4.787	(0.903)	192634	250.000	236.82
$	5 1,2-Dichloroethane-d4	65	5.055	5.055	(0.953)	235362	250.000	229.81
$	6 Toluene-d8	98	6.582	6.582	(1.241)	805115	250.000	243.49
$	7 Bromofluorobenzene	95	8.924	8.924	(1.137)	298806	250.000	229.01
	8 Dichlorodifluoromethane	85	1.654	1.654	(0.312)	162871	250.000	257.18
	9 Chloromethane	50	1.831	1.831	(0.345)	277680	250.000	250.67
	10 Vinyl Chloride	62	1.952	1.952	(0.368)	212778	250.000	275.52
	11 Bromomethane	94	2.281	2.281	(0.430)	95466	250.000	260.96
	12 Chloroethane	64	2.378	2.378	(0.448)	118019	250.000	287.33
	13 Trichlorofluoromethane	101	2.597	2.597	(0.490)	231919	250.000	297.39
	15 Acrolein	56	2.968	2.968	(0.560)	431218	2500.00	2124.4
	16 Acetone	43	3.102	3.102	(0.585)	233926	500.000	472.57
	17 1,1-Dichloroethene	96	3.041	3.041	(0.573)	176909	250.000	253.68
	18 Freon-113	151	3.047	3.047	(0.575)	149095	250.000	261.78
	19 Iodomethane	142	3.175	3.175	(0.599)	368572	250.000	248.85
	20 Carbon Disulfide	76	3.230	3.230	(0.609)	530253	250.000	271.39

21	Methylene Chloride	84	3.443	3.443 (0.649)	221048	250.000	226.66
22	Acetonitrile	41	3.333	3.333 (0.628)	386969	2500.00	2220.2
23	Acrylonitrile	53	3.644	3.644 (0.687)	229094	500.000	500.76

Data File: \\cansvr11\dd\chem\MSV\a3ux8a.i\M00302A.b\UX82661.D
Report Date: 02-Mar-2010 20:45

	Compounds	QUANT SIG MASS	RT	EXP RT	REL RT	RESPONSE	AMOUNTS CAL-AMT (ng)	AMOUNTS ON-COL (ng)
	24 Methyl tert-butyl ether	73	3.644	3.644	(0.687)	346237	250.000	239.06
	25 trans-1,2-Dichloroethene	96	3.650	3.650	(0.688)	214791	250.000	259.68
	26 Hexane	86	3.844	3.844	(0.725)	48063	250.000	261.52
	28 1,1-Dichloroethane	63	3.984	3.984	(0.751)	392829	250.000	248.71
	29 tert-Butyl Alcohol	59	3.528	3.528	(0.665)	307320	5000.00	4167.7
	30 2-Butanone	43	4.428	4.428	(0.835)	355760	500.000	451.96
M	31 1,2-Dichloroethene (total)	96				451133	500.000	507.05
	32 cis-1,2-dichloroethene	96	4.422	4.422	(0.834)	236342	250.000	247.37
	33 2,2-Dichloropropane	77	4.422	4.422	(0.834)	205012	250.000	260.52
	34 Bromochloromethane	128	4.611	4.611	(0.869)	125956	250.000	252.73
	35 Chloroform	83	4.659	4.659	(0.878)	347055	250.000	248.20
	36 Tetrahydrofuran	42	4.647	4.647	(0.876)	113188	250.000	236.28
	37 1,1,1-Trichloroethane	97	4.812	4.812	(0.907)	309041	250.000	261.71
	38 1,1-Dichloropropene	75	4.933	4.933	(0.930)	255575	250.000	267.05
	39 Carbon Tetrachloride	117	4.933	4.933	(0.930)	285538	250.000	277.14
	40 1,2-Dichloroethane	62	5.116	5.116	(0.964)	321597	250.000	240.44
	41 Benzene	78	5.097	5.097	(0.961)	785545	250.000	245.89
	42 Trichloroethene	130	5.590	5.590	(1.054)	240559	250.000	245.45
	43 1,2-Dichloropropane	63	5.779	5.779	(1.089)	222871	250.000	252.98
	44 1,4-Dioxane	88	5.876	5.876	(1.108)	93182	12500.0	11325
	45 Dibromomethane	93	5.882	5.882	(1.109)	122927	250.000	252.66
	46 Bromodichloromethane	83	5.992	5.992	(1.130)	242999	250.000	270.06
	47 2-Chloroethyl vinyl ether	63	6.211	6.211	(1.171)	114258	500.000	426.96
	48 cis-1,3-Dichloropropene	75	6.357	6.357	(1.198)	289611	250.000	259.15
	49 4-Methyl-2-pentanone	43	6.466	6.466	(1.219)	699487	500.000	537.67
	50 Toluene	91	6.637	6.637	(0.846)	907825	250.000	223.23
	51 trans-1,3-Dichloropropene	75	6.813	6.813	(0.868)	269838	250.000	264.02
	52 Ethyl Methacrylate	69	6.856	6.856	(0.874)	284433	250.000	261.96
	53 1,1,2-Trichloroethane	97	6.977	6.977	(0.889)	183616	250.000	236.38
	54 1,3-Dichloropropane	76	7.129	7.129	(0.909)	318913	250.000	239.16
	55 Tetrachloroethene	164	7.105	7.105	(0.905)	186313	250.000	251.44
	56 2-Hexanone	43	7.172	7.172	(0.914)	488565	500.000	512.18
	57 Dibromochloromethane	129	7.330	7.330	(0.934)	206587	250.000	251.38
	58 1,2-Dibromoethane	107	7.452	7.452	(0.950)	198248	250.000	256.57
	59 Chlorobenzene	112	7.872	7.872	(1.003)	634901	250.000	240.50
	60 1,1,1,2-Tetrachloroethane	131	7.938	7.938	(1.012)	236565	250.000	263.49
	61 Ethylbenzene	106	7.957	7.957	(1.014)	350628	250.000	256.88
	62 m + p-Xylene	106	8.060	8.060	(1.027)	860407	500.000	508.28
M	63 Xylenes (total)	106				1282579	750.000	762.60
	64 Xylene-o	106	8.431	8.431	(1.074)	422172	250.000	254.32
	65 Styrene	104	8.443	8.443	(1.076)	673491	250.000	263.92
	66 Bromoform	173	8.638	8.638	(1.101)	121294	250.000	264.30
	67 Isopropylbenzene	105	8.766	8.766	(1.117)	1109933	250.000	269.60
	68 1,1,2,2-Tetrachloroethane	83	9.052	9.052	(0.901)	231153	250.000	251.19
	69 1,4-Dichloro-2-butene	53	9.106	9.106	(0.907)	94522	250.000	245.42
	70 1,2,3-Trichloropropane	110	9.106	9.106	(0.907)	77949	250.000	228.37
	71 Bromobenzene	156	9.082	9.082	(0.904)	277044	250.000	234.77
	72 n-Propylbenzene	120	9.155	9.155	(0.912)	309129	250.000	255.35
	73 2-Chlorotoluene	126	9.252	9.252	(0.921)	269443	250.000	242.57
	74 1,3,5-Trimethylbenzene	105	9.319	9.319	(0.928)	911109	250.000	261.64
	75 4-Chlorotoluene	126	9.356	9.356	(0.932)	281863	250.000	247.18
	76 tert-Butylbenzene	119	9.642	9.642	(0.960)	807132	250.000	253.13

77	1,2,4-Trimethylbenzene	105	9.684	9.684 (0.964)	922919	250.000	261.87
78	sec-Butylbenzene	105	9.849	9.849 (0.981)	1134679	250.000	261.63

Data File: \\cansvr11\dd\chem\MSV\a3ux8a.i\M00302A.b\UX82661.D
Report Date: 02-Mar-2010 20:45

	Compounds	QUANT SIG MASS	RT	EXP RT	REL RT	RESPONSE	AMOUNTS CAL-AMT (ng)	AMOUNTS ON-COL (ng)
79	4-Isopropyltoluene	119	9.989	9.989	(0.995)	954038	250.000	260.17
80	1,3-Dichlorobenzene	146	9.976	9.976	(0.993)	529809	250.000	238.46
81	1,4-Dichlorobenzene	146	10.062	10.062	(1.002)	542097	250.000	233.81
82	n-Butylbenzene	91	10.390	10.390	(1.035)	774736	250.000	263.30
83	1,2-Dichlorobenzene	146	10.439	10.439	(1.039)	498360	250.000	231.48
84	1,2-Dibromo-3-chloropropane	157	11.211	11.211	(1.116)	44525	250.000	252.42
85	1,2,4-Trichlorobenzene	180	12.027	12.027	(1.197)	306524	250.000	252.27
86	Hexachlorobutadiene	225	12.185	12.185	(1.213)	146726	250.000	251.06
87	Naphthalene	128	12.288	12.288	(1.223)	793572	250.000	253.92
88	1,2,3-Trichlorobenzene	180	12.544	12.544	(1.249)	287887	250.000	243.62
98	Cyclohexane	56	4.848	4.848	(0.914)	516869	250.000	230.91
143	Methyl Acetate	43	3.352	3.352	(0.632)	586831	500.000	507.84
144	Methylcyclohexane	83	5.742	5.742	(1.083)	420226	250.000	269.64
141	1,3,5-Trichlorobenzene	180	11.406	11.406	(1.136)	347528	250.000	250.84

Data File: \\cansvr11\dd\chem\MSV\a3ux8a.i\M00302A.b\UX82661.D
Report Date: 02-Mar-2010 20:45

TestAmerica North Canton

INTERNAL STANDARD COMPOUNDS
AREA AND RT SUMMARY

Instrument ID: a3ux8a.i
Lab File ID: UX82661.D
Lab Smp Id: 250NG-CC
Analysis Type: VOA
Quant Type: ISTD
Operator: 402279
Method File: \\cansvr11\dd\chem\MSV\a3ux8a.i\M00302A.b\8260SUX8.m
Misc Info: M00302A,8260SUX8,1-8260.SUB,402279,2

Calibration Date: 02-MAR-2010
Calibration Time: 19:07
Level: LOW
Sample Type: SOIL

		AREA LIMIT			
COMPOUND	STANDARD	LOWER	UPPER	SAMPLE	%DIFF
1 Fluorobenzene	937290	468645	1874580	973273	3.84
2 Chlorobenzene-d5	772426	386213	1544852	801069	3.71
3 1,4-Dichlorobenze	412114	206057	824228	427264	3.68

		RT LIMIT			
COMPOUND	STANDARD	LOWER	UPPER	SAMPLE	%DIFF
1 Fluorobenzene	5.31	4.81	5.81	5.30	-0.01
2 Chlorobenzene-d5	7.85	7.35	8.35	7.85	-0.01
3 1,4-Dichlorobenze	10.04	9.54	10.54	10.04	0.06

AREA UPPER LIMIT = +100% of internal standard area.
AREA LOWER LIMIT = - 50% of internal standard area.
RT UPPER LIMIT = + 0.50 minutes of internal standard RT.
RT LOWER LIMIT = - 0.50 minutes of internal standard RT.



Data File: \\cansvr11\dd\chem\MSV\a3ux8a.i\M00302A.b\UX82661.D
Date : 02-MAR-2010 18:46
Client ID:
Sample Info: 250NG-CC
Purge Volume: 5.0
Column phase: DB624

Instrument: a3ux8a.i
Operator: 402279
Column diameter: 0.18

Report Date: 15-Jan-2010 11:27

Calibration History

Method : \\cansvr11\dd\chem\MSV\a3ux14.i\R00114A-IC.b\8260SUX14.m
Start Cal Date: 08-JAN-2010 12:27
End Cal Date : 14-JAN-2010 17:14
Last Cal Level: 6
Last Cal Type : Continuing Calibration

Initial Calibration

Injection Date	Sublist	Calibration File
Cal Level: 1 , Cal Amount: 5.00000		
14-JAN-2010 17:14	BROMO	\\cansvr11\dd\chem\MSV\a3ux14.i\R00114A-IC.b\147369.D
08-JAN-2010 18:18	3-IX	\\cansvr11\dd\chem\MSV\a3ux14.i\R00108A-IC.b\147289.D
14-JAN-2010 13:21	1-8260	\\cansvr11\dd\chem\MSV\a3ux14.i\R00114A-IC.b\147359.D
Cal Level: 2 , Cal Amount: 10.00000		
14-JAN-2010 16:50	BROMO	\\cansvr11\dd\chem\MSV\a3ux14.i\R00114A-IC.b\147368.D
08-JAN-2010 17:55	3-IX	\\cansvr11\dd\chem\MSV\a3ux14.i\R00108A-IC.b\147288.D
14-JAN-2010 12:59	1-8260	\\cansvr11\dd\chem\MSV\a3ux14.i\R00114A-IC.b\147358.D
Cal Level: 3 , Cal Amount: 25.00000		
14-JAN-2010 16:27	BROMO	\\cansvr11\dd\chem\MSV\a3ux14.i\R00114A-IC.b\147367.D
08-JAN-2010 17:33	3-IX	\\cansvr11\dd\chem\MSV\a3ux14.i\R00108A-IC.b\147287.D
14-JAN-2010 12:36	1-8260	\\cansvr11\dd\chem\MSV\a3ux14.i\R00114A-IC.b\147357.D
Cal Level: 4 , Cal Amount: 50.00000		
14-JAN-2010 16:03	BROMO	\\cansvr11\dd\chem\MSV\a3ux14.i\R00114A-IC.b\147366.D
08-JAN-2010 17:11	3-IX	\\cansvr11\dd\chem\MSV\a3ux14.i\R00108A-IC.b\147286.D
14-JAN-2010 12:14	1-8260	\\cansvr11\dd\chem\MSV\a3ux14.i\R00114A-IC.b\147356.D
Cal Level: 5 , Cal Amount: 100.00000		
14-JAN-2010 15:39	BROMO	\\cansvr11\dd\chem\MSV\a3ux14.i\R00114A-IC.b\147365.D
08-JAN-2010 16:49	3-IX	\\cansvr11\dd\chem\MSV\a3ux14.i\R00108A-IC.b\147285.D

14-JAN-2010 11:51	1-8260	
\\cansvr11\dd\chem\MSV\a3ux14.i\R00114A-IC.b\147355.D		

Cal Level: 6 , Cal Amount: 250.00000		
14-JAN-2010 15:16	BROMO	
\\cansvr11\dd\chem\MSV\a3ux14.i\R00114A-IC.b\147364.D		
08-JAN-2010 16:27	3-IX	
\\cansvr11\dd\chem\MSV\a3ux14.i\R00108A-IC.b\147284.D		
14-JAN-2010 11:29	1-8260	
\\cansvr11\dd\chem\MSV\a3ux14.i\R00114A-IC.b\147354.D		

Cal Level: 7 , Cal Amount: 500.00000		
14-JAN-2010 14:53	BROMO	
\\cansvr11\dd\chem\MSV\a3ux14.i\R00114A-IC.b\147363.D		
08-JAN-2010 16:06	3-IX	
\\cansvr11\dd\chem\MSV\a3ux14.i\R00108A-IC.b\147283.D		
14-JAN-2010 11:07	1-8260	
\\cansvr11\dd\chem\MSV\a3ux14.i\R00114A-IC.b\147353.D		

Cal Level: 8 , Cal Amount: 1000.00000		
14-JAN-2010 14:30	BROMO	
\\cansvr11\dd\chem\MSV\a3ux14.i\R00114A-IC.b\147362.D		
08-JAN-2010 15:44	3-IX	
\\cansvr11\dd\chem\MSV\a3ux14.i\R00108A-IC.b\147282.D		
14-JAN-2010 10:45	1-8260	
\\cansvr11\dd\chem\MSV\a3ux14.i\R00114A-IC.b\147352.D		

Continuing Calibration
Ccal Level Mode: GLOBAL LEVEL 6

14-JAN-2010 11:29	1-8260	
\\cansvr11\dd\chem\MSV\a3ux14.i\R00114A-IC.b\147354.D		
14-JAN-2010 14:07	3-IX	
\\cansvr11\dd\chem\MSV\a3ux14.i\R00114A-IC.b\147361.D		
14-JAN-2010 15:16	BROMO	
\\cansvr11\dd\chem\MSV\a3ux14.i\R00114A-IC.b\147364.D		
~~14-JAN-2010 14:07~~	~~3-IX~~	
~~\\cansvr11\dd\chem\MSV\a3ux14.i\R00114A-IC.b\147361.D~~		

Report Date : 15-Jan-2010 11:21

TestAmerica North Canton

INITIAL CALIBRATION DATA

Start Cal Date : 08-JAN-2010 12:27
End Cal Date : 14-JAN-2010 17:14
Quant Method : ISTD
Origin : Disabled
Target Version : 4.14
Integrator : HP RTE
Method file : \\cansvr11\dd\chem\MSV\a3ux14.i\R00114A-IC.b\8260SUX14.m
Last Edit : 15-Jan-2010 11:15 a3ux14.i
Curve Type : Average

Calibration File Names:
Level 1: \\cansvr11\dd\chem\MSV\a3ux14.i\R00114A-IC.b\147369.D
Level 2: \\cansvr11\dd\chem\MSV\a3ux14.i\R00114A-IC.b\147368.D
Level 3: \\cansvr11\dd\chem\MSV\a3ux14.i\R00114A-IC.b\147367.D
Level 4: \\cansvr11\dd\chem\MSV\a3ux14.i\R00114A-IC.b\147366.D
Level 5: \\cansvr11\dd\chem\MSV\a3ux14.i\R00114A-IC.b\147365.D
Level 6: \\cansvr11\dd\chem\MSV\a3ux14.i\R00114A-IC.b\147364.D
Level 7: \\cansvr11\dd\chem\MSV\a3ux14.i\R00114A-IC.b\147363.D
Level 8: \\cansvr11\dd\chem\MSV\a3ux14.i\R00114A-IC.b\147362.D

Compound	5.000 Level 1	10.000 Level 2	25.000 Level 3	50.000 Level 4	100.000 Level 5	250.000 Level 6	RRF	% RSD
	500.000 Level 7	1000.000 Level 8						
8 Dichlorodifluoromethane	0.24512	0.22637	0.29312	0.26584	0.25836	0.22478		
	0.25377	0.25550					0.25286	8.687
9 Chloromethane	0.42760	0.36493	0.38632	0.37473	0.35555	0.33446		
	0.34515	0.33569					0.36556	8.489
10 Vinyl Chloride	0.26549	0.28334	0.29549	0.28345	0.28191	0.26248		
	0.26455	0.26910					0.27573	4.325
11 Bromomethane	0.16671	0.14740	0.14735	0.11780	0.13810	0.12513		
	0.12079	0.11372					0.13462	13.663
12 Chloroethane	0.19677	0.17979	0.17143	0.16587	0.15197	0.14043		
	0.13197	+++++					0.16260	13.966
13 Trichlorofluoromethane	0.23047	0.24528	0.27583	0.28521	0.27605	0.25898		
	0.27441	0.27809					0.26554	7.149
14 Dichlorofluoromethane	0.29538	0.25019	0.29271	0.24864	0.26333	0.25614		
	0.21871	0.22084					0.25574	11.125
15 Acrolein	0.03500	0.03646	0.03273	0.03061	0.03485	0.02713		
	0.03125	0.02333					0.03142	14.040

Report Date : 15-Jan-2010 11:21

TestAmerica North Canton

INITIAL CALIBRATION DATA

Start Cal Date : 08-JAN-2010 12:27
End Cal Date : 14-JAN-2010 17:14
Quant Method : ISTD
Origin : Disabled
Target Version : 4.14
Integrator : HP RTE
Method file : \\cansvr11\dd\chem\MSV\a3ux14.i\R00114A-IC.b\8260SUX14.m
Last Edit : 15-Jan-2010 11:15 a3ux14.i
Curve Type : Average

Compound	5.000 Level 1	10.000 Level 2	25.000 Level 3	50.000 Level 4	100.000 Level 5	250.000 Level 6	500.000 Level 7	1000.000 Level 8	RRF	% RSD
16 Acetone	+++++	+++++	0.15676	0.12459	0.10681	0.08897	0.08404	0.07046	0.10527	29.902
17 1,1-Dichloroethene	0.25543	0.22821	0.24875	0.24244	0.24031	0.22889	0.23230	0.23451	0.23886	4.072
18 Freon-113	0.15989	0.18326	0.19650	0.20474	0.19956	0.19157	0.19670	0.20241	0.19183	7.574
19 Iodomethane	0.41190	0.41853	0.41379	0.41730	0.39941	0.39424	0.39593	0.40575	0.40711	2.373
20 Carbon Disulfide	0.61213	0.67218	0.68222	0.69759	0.67790	0.68612	0.70728	0.73775	0.68415	5.231
21 Methylene Chloride	+++++	+++++	0.45689	0.37446	0.31259	0.26822	0.25845	0.25237	0.32050	25.272
22 Acetonitrile	+++++	0.04002	0.03499	0.03418	0.03425	0.03141	0.03048	0.02681	0.03316	12.507
23 Acrylonitrile	0.09873	0.10132	0.09529	0.10049	0.10769	0.09823	0.09751	0.08789	0.09839	5.703
24 Methyl tert-butyl ether	0.53105	0.56003	0.58859	0.63771	0.65588	0.66764	0.67729	0.64640	0.62058	8.687
25 trans-1,2-Dichloroethene	0.30298	0.27861	0.28146	0.28115	0.27412	0.26566	0.26968	0.26535	0.27738	4.394
26 Hexane	0.06818	0.05919	0.06347	0.06206	0.06340	0.06360	0.06492	0.06727	0.06401	4.446

Report Date : 15-Jan-2010 11:21

TestAmerica North Canton

INITIAL CALIBRATION DATA

Start Cal Date : 08-JAN-2010 12:27
End Cal Date : 14-JAN-2010 17:14
Quant Method : ISTD
Origin : Disabled
Target Version : 4.14
Integrator : HP RTE
Method file : \\cansvr11\dd\chem\MSV\a3ux14.i\R00114A-IC.b\8260SUX14.m
Last Edit : 15-Jan-2010 11:15 a3ux14.i
Curve Type : Average

Compound	5.000 Level 1	10.000 Level 2	25.000 Level 3	50.000 Level 4	100.000 Level 5	250.000 Level 6	500.000 Level 7	1000.000 Level 8	RRF	% RSD
27 Vinyl acetate	0.27857	0.26576	0.27708	0.30336	0.33467	0.36377	0.36959	0.36730	0.32001	13.777
154 Vinyl Acetate**2nd**	+++++	+++++	0.02226	0.02595	0.02824	0.03177	0.03104	0.03181	0.02851	13.450
28 1,1-Dichloroethane	0.47614	0.50016	0.51634	0.50469	0.49915	0.48570	0.49304	0.49547	0.49634	2.438
29 tert-Butyl Alcohol	0.02185	0.02007	0.02067	0.02240	0.02417	0.02556	0.02534	0.02084	0.02261	9.533
30 2-Butanone	0.15894	0.13321	0.11448	0.12355	0.12907	0.12850	0.12419	0.11292	0.12811	11.158
M 31 1,2-Dichloroethene (total)	0.28719	0.27849	0.28402	0.28809	0.28260	0.27376	0.27838	0.27381	0.28079	1.983
32 cis-1,2-dichloroethene	0.27139	0.27837	0.28658	0.29502	0.29109	0.28186	0.28707	0.28227	0.28421	2.612
33 2,2-Dichloropropane	0.18179	0.17671	0.18243	0.19872	0.19625	0.20171	0.20572	0.21025	0.19420	6.366
34 Bromochloromethane	0.15515	0.13795	0.13821	0.13906	0.13595	0.13450	0.13437	0.12992	0.13814	5.405
35 Chloroform	0.47045	0.44710	0.45697	0.46723	0.45483	0.44638	0.44744	0.44930	0.45496	2.066
36 Tetrahydrofuran	+++++	0.09325	0.08510	0.08056	0.08038	0.08218	0.08397	0.07542	0.08298	6.626

Report Date : 15-Jan-2010 11:21

TestAmerica North Canton

INITIAL CALIBRATION DATA

Start Cal Date : 08-JAN-2010 12:27
End Cal Date : 14-JAN-2010 17:14
Quant Method : ISTD
Origin : Disabled
Target Version : 4.14
Integrator : HP RTE
Method file : \\cansvr11\dd\chem\MSV\a3ux14.i\R00114A-IC.b\8260SUX14.m
Last Edit : 15-Jan-2010 11:15 a3ux14.i
Curve Type : Average

Compound	5.000 Level 1	10.000 Level 2	25.000 Level 3	50.000 Level 4	100.000 Level 5	250.000 Level 6	RRF	% RSD	
	500.000 Level 7	1000.000 Level 8							
37 1,1,1-Trichloroethane	0.29588	0.31020	0.31886	0.35046	0.32864	0.34089			
	0.33660	0.35024					0.32897	5.930	
38 1,1-Dichloropropene	0.28692	0.30509	0.35013	0.35883	0.35804	0.35895			
	0.36427	0.37757					0.34497	9.154	
39 Carbon Tetrachloride	0.22410	0.27735	0.28113	0.30513	0.29106	0.29754			
	0.30178	0.30933					0.28593	9.577	
40 1,2-Dichloroethane	0.35141	0.32766	0.35354	0.33131	0.34294	0.33764			
	0.32608	0.32325					0.33673	3.450	
41 Benzene	1.08331	1.12270	1.09023	1.09541	1.05254	1.05927			
	1.06113	1.08007					1.08058	2.132	
42 Trichloroethene	0.29034	0.30732	0.29234	0.30670	0.29195	0.29551			
	0.29506	0.30332					0.29782	2.315	
43 1,2-Dichloropropane	0.25237	0.26526	0.26978	0.27227	0.27169	0.28057			
	0.27194	0.28181					0.27071	3.398	
44 1,4-Dioxane	0.00189	0.00177	0.00208	0.00233	0.00255	0.00261			
	0.00244	0.00220					0.00223	13.733	<-
45 Dibromomethane	0.15115	0.12624	0.14050	0.13878	0.13553	0.14251			
	0.13416	0.13402					0.13786	5.307	
46 Bromodichloromethane	0.24738	0.25905	0.26074	0.28159	0.28408	0.29465			
	0.29899	0.30915					0.27945	7.788	
47 2-Chloroethyl vinyl ether	0.06646	0.07261	0.08107	0.09513	0.11034	0.13041			
	0.12583	0.13323					0.10188	26.316	

Report Date : 15-Jan-2010 11:21

TestAmerica North Canton

INITIAL CALIBRATION DATA

Start Cal Date : 08-JAN-2010 12:27
End Cal Date : 14-JAN-2010 17:14
Quant Method : ISTD
Origin : Disabled
Target Version : 4.14
Integrator : HP RTE
Method file : \\cansvr11\dd\chem\MSV\a3ux14.i\R00114A-IC.b\8260SUX14.m
Last Edit : 15-Jan-2010 11:15 a3ux14.i
Curve Type : Average

Compound	5.000 Level 1	10.000 Level 2	25.000 Level 3	50.000 Level 4	100.000 Level 5	250.000 Level 6	RRF	% RSD
	500.000 Level 7	1000.000 Level 8						
48 cis-1,3-Dichloropropene	+++++	+++++	0.27586	0.31639	0.33554	0.37475		
	0.36803	0.39164					0.34370	12.528
49 4-Methyl-2-pentanone	+++++	0.23984	0.25432	0.28947	0.33068	0.34275		
	0.34389	0.31238					0.30190	13.949
50 Toluene	1.38045	1.38434	1.45659	1.46607	1.47019	1.53313		
	1.52477	1.59727					1.47660	5.015
51 trans-1,3-Dichloropropene	+++++	+++++	0.31461	0.34297	0.36832	0.42993		
	0.42615	0.44640					0.38806	13.841
52 Ethyl Methacrylate	0.21587	0.21635	0.25597	0.28150	0.32668	0.38676		
	0.38948	0.38737					0.30750	24.518
53 1,1,2-Trichloroethane	0.27652	0.24754	0.27102	0.24977	0.26690	0.27474		
	0.25968	0.26111					0.26341	4.127
54 1,3-Dichloropropane	0.41224	0.41925	0.43850	0.43824	0.44711	0.47052		
	0.45056	0.45409					0.44131	4.269
55 Tetrachloroethene	0.29512	0.30909	0.32584	0.31806	0.30660	0.30873		
	0.31207	0.31840					0.31174	2.975
56 2-Hexanone	+++++	0.16511	0.17438	0.19153	0.22577	0.24702		
	0.23340	0.21874					0.20799	15.000
57 Dibromochloromethane	0.22968	0.23431	0.24259	0.27396	0.28218	0.30742		
	0.30938	0.32011					0.27496	13.099
58 1,2-Dibromoethane	0.26779	0.22456	0.23888	0.24547	0.26368	0.26991		
	0.26339	0.26091					0.25432	6.376

Report Date : 15-Jan-2010 11:21

TestAmerica North Canton

INITIAL CALIBRATION DATA

Start Cal Date : 08-JAN-2010 12:27
End Cal Date : 14-JAN-2010 17:14
Quant Method : ISTD
Origin : Disabled
Target Version : 4.14
Integrator : HP RTE
Method file : \\cansvr11\dd\chem\MSV\a3ux14.i\R00114A-IC.b\8260SUX14.m
Last Edit : 15-Jan-2010 11:15 a3ux14.i
Curve Type : Average

	Compound	5.000 Level 1	10.000 Level 2	25.000 Level 3	50.000 Level 4	100.000 Level 5	250.000 Level 6	RRF	% RSD
		500.000 Level 7	1000.000 Level 8						
	59 Chlorobenzene	1.07406	1.02899	1.00247	1.00614	0.99359	1.00884		
		0.98994	1.01551					1.01494	2.645
	60 1,1,1,2-Tetrachloroethane	0.28131	0.31373	0.30846	0.32857	0.33095	0.33565		
		0.33775	0.33875					0.32190	6.153
	61 Ethylbenzene	0.43458	0.49215	0.49804	0.53582	0.53723	0.56295		
		0.55878	0.56543					0.52312	8.681
	62 m + p-Xylene	0.51104	0.56573	0.62070	0.66725	0.66450	0.68289		
		0.67052	0.68039					0.63288	9.968
M	63 Xylenes (total)	0.51222	0.55693	0.60257	0.65173	0.65226	0.67007		
		0.65695	0.66280					0.62069	9.364
	64 Xylene-o	0.51458	0.53931	0.56631	0.62069	0.62779	0.64442		
		0.62980	0.62764					0.59632	8.223
	65 Styrene	+++++	0.71838	0.83322	0.92205	0.99485	1.05417		
		1.05543	1.05710					0.94789	13.855
	66 Bromoform	0.13896	0.14466	0.14074	0.16038	0.16891	0.18971		
		0.19284	0.19554					0.16647	14.392
	67 Isopropylbenzene	+++++	1.23184	1.49697	1.62185	1.67385	1.68068		
		1.73640	1.76109					1.60039	11.498
	68 1,1,2,2-Tetrachloroethane	0.57457	0.61928	0.57194	0.60385	0.62132	0.66412		
		0.63399	0.61696					0.61326	4.940
	69 1,4-Dichloro-2-butene	0.17621	0.16924	0.15831	0.18452	0.19355	0.21511		
		0.21145	0.21377					0.19027	11.451

Report Date : 15-Jan-2010 11:21

TestAmerica North Canton

INITIAL CALIBRATION DATA

Start Cal Date : 08-JAN-2010 12:27
End Cal Date : 14-JAN-2010 17:14
Quant Method : ISTD
Origin : Disabled
Target Version : 4.14
Integrator : HP RTE
Method file : \\cansvr11\dd\chem\MSV\a3ux14.i\R00114A-IC.b\8260SUX14.m
Last Edit : 15-Jan-2010 11:15 a3ux14.i
Curve Type : Average

Compound	5.000 Level 1	10.000 Level 2	25.000 Level 3	50.000 Level 4	100.000 Level 5	250.000 Level 6	RRF	% RSD
	500.000 Level 7	1000.000 Level 8						
70 1,2,3-Trichloropropane	0.17170	0.18316	0.17169	0.17403	0.17560	0.19019		
	0.17989	0.17552					0.17772	3.593
71 Bromobenzene	0.70970	0.71617	0.70245	0.71703	0.73838	0.77342		
	0.75106	0.78042					0.73608	4.036
72 n-Propylbenzene	+++++	+++++	0.72777	0.79541	0.85317	0.90389		
	0.89536	0.95944					0.85584	9.729
73 2-Chlorotoluene	0.55746	0.60105	0.67157	0.70880	0.74867	0.75615		
	0.74480	0.78166					0.69627	11.526
74 1,3,5-Trimethylbenzene	+++++	1.71952	2.11358	2.35330	2.50416	2.56582		
	2.57516	2.76084					2.37034	14.819
75 4-Chlorotoluene	0.63259	0.65758	0.73077	0.75635	0.76530	0.78784		
	0.75676	0.79422					0.73518	8.071
76 tert-Butylbenzene	+++++	1.65508	1.96567	2.13250	2.25770	2.39270		
	2.40302	2.55722					2.19484	13.987
77 1,2,4-Trimethylbenzene	+++++	1.73397	2.21612	2.42169	2.52345	2.60369		
	2.61878	2.81885					2.41951	14.664
78 sec-Butylbenzene	+++++	2.27366	2.94181	3.10114	3.21818	3.36225		
	3.48658	3.71171					3.15647	14.701
79 4-Isopropyltoluene	+++++	+++++	2.29990	2.48976	2.64117	2.77039		
	2.84030	3.05466					2.68270	9.952
80 1,3-Dichlorobenzene	1.39760	1.39536	1.36910	1.36814	1.38576	1.39827		
	1.39966	1.46646					1.39754	2.193

Report Date : 15-Jan-2010 11:21

TestAmerica North Canton

INITIAL CALIBRATION DATA

Start Cal Date : 08-JAN-2010 12:27
End Cal Date : 14-JAN-2010 17:14
Quant Method : ISTD
Origin : Disabled
Target Version : 4.14
Integrator : HP RTE
Method file : \\cansvr11\dd\chem\MSV\a3ux14.i\R00114A-IC.b\8260SUX14.m
Last Edit : 15-Jan-2010 11:15 a3ux14.i
Curve Type : Average

Compound	5.000 Level 1	10.000 Level 2	25.000 Level 3	50.000 Level 4	100.000 Level 5	250.000 Level 6	RRF	% RSD	
	500.000 Level 7	1000.000 Level 8							
81 1,4-Dichlorobenzene	1.74236	1.47939	1.48759	1.42762	1.43281	1.41997			
	1.39725	1.47392					1.48261	7.402	
82 n-Butylbenzene	+++++	+++++	1.99169	2.14846	2.23892	2.41147			
	2.49525	2.68071					2.32775	10.742	
83 1,2-Dichlorobenzene	1.33193	1.33879	1.32606	1.29282	1.30517	1.28114			
	1.28168	1.31017					1.30847	1.709	
84 1,2-Dibromo-3-chloropropane	+++++	0.09136	0.09272	0.10001	0.10606	0.11309			
	0.11941	0.11819					0.10583	10.943	
85 1,2,4-Trichlorobenzene	0.73556	0.75799	0.76530	0.83332	0.85618	0.90598			
	0.94965	0.97001					0.84675	10.604	
86 Hexachlorobutadiene	0.51656	0.52155	0.51347	0.51454	0.54954	0.54564			
	0.58146	0.59957					0.54279	6.058	
87 Naphthalene	+++++	+++++	1.45699	1.76735	2.01575	2.11579			
	2.19283	2.14381					1.94875	14.600	
88 1,2,3-Trichlorobenzene	0.79204	0.77832	0.75896	0.81610	0.88582	0.87696			
	0.87713	0.88742					0.83409	6.417	
89 Ethyl Ether	0.22485	0.20658	0.21102	0.21793	0.21062	0.20849			
	0.20188	0.19532					0.20958	4.339	
90 Ethanol	+++++	+++++	+++++	+++++	+++++	+++++			
	+++++	+++++					+++++	+++++	<-
91 3-Chloropropene	0.12004	0.11312	0.13322	0.12820	0.13044	0.13849			
	0.13535	0.14033					0.12990	7.160	

Report Date : 15-Jan-2010 11:21

TestAmerica North Canton

INITIAL CALIBRATION DATA

Start Cal Date : 08-JAN-2010 12:27
End Cal Date : 14-JAN-2010 17:14
Quant Method : ISTD
Origin : Disabled
Target Version : 4.14
Integrator : HP RTE
Method file : \\cansvr11\dd\chem\MSV\a3ux14.i\R00114A-IC.b\8260SUX14.m
Last Edit : 15-Jan-2010 11:15 a3ux14.i
Curve Type : Average

Compound	5.000 Level 1	10.000 Level 2	25.000 Level 3	50.000 Level 4	100.000 Level 5	250.000 Level 6	500.000 Level 7	1000.000 Level 8	RRF	% RSD	
92 Isopropyl Ether	0.18891	0.18586	0.22686	0.24347	0.23727	0.23925	0.23203	0.22237	0.22200	10.097	
93 2-Chloro-1,3-butadiene	0.27829	0.25023	0.31281	0.33396	0.33597	0.36927	0.37475	0.39179	0.33088	14.780	
94 Propionitrile	0.04323	0.03827	0.03760	0.04128	0.04063	0.03981	0.03976	0.03448	0.03938	6.701	
95 Ethyl Acetate	0.22895	0.24226	0.24941	0.26510	0.26947	0.27468	0.29210	0.25422	0.25952	7.685	
96 Methacrylonitrile	0.09735	0.07350	0.08675	0.09490	0.09528	0.09838	0.10169	0.09061	0.09231	9.631	
97 Isobutanol	+++++	0.00664	0.00629	0.00721	0.00778	0.00876	0.00950	0.00782	0.00771	14.721	<-
98 Cyclohexane	+++++	0.47139	0.53141	0.58953	0.61395	0.61732	0.63420	0.65074	0.58694	10.865	
99 n-Butanol	0.00680	0.00616	0.00584	0.00609	0.00724	0.00849	0.00931	0.00777	0.00721	17.189	<-
100 Methyl Methacrylate	+++++	+++++	0.17278	0.18856	0.20508	0.21616	0.24767	0.22328	0.20892	12.656	
101 2-Nitropropane	0.07165	0.05857	0.05550	0.05574	0.05968	0.06445	0.07296	0.06735	0.06324	10.927	
102 Chloropicrin	+++++	+++++	+++++	+++++	+++++	+++++	+++++	+++++	+++++	+++++	<-

Report Date : 15-Jan-2010 11:21

TestAmerica North Canton

INITIAL CALIBRATION DATA

Start Cal Date : 08-JAN-2010 12:27
End Cal Date : 14-JAN-2010 17:14
Quant Method : ISTD
Origin : Disabled
Target Version : 4.14
Integrator : HP RTE
Method file : \\cansvr11\dd\chem\MSV\a3ux14.i\R00114A-IC.b\8260SUX14.m
Last Edit : 15-Jan-2010 11:15 a3ux14.i
Curve Type : Average

Compound	5.000 Level 1	10.000 Level 2	25.000 Level 3	50.000 Level 4	100.000 Level 5	250.000 Level 6	500.000 Level 7	1000.000 Level 8	RRF	% RSD	
25 Cyclohexanone	0.07872	0.08126	0.07739	0.12717	0.14524	0.16260	0.16603	0.14858	0.12337	31.195	
104 Pentachloroethane	+++++	+++++	+++++	+++++	+++++	+++++	+++++	+++++	+++++	+++++	<-
105 Benzyl Chloride	+++++	+++++	+++++	+++++	+++++	+++++	+++++	+++++	+++++	+++++	<-
134 Thiophene	+++++	+++++	+++++	+++++	+++++	+++++	+++++	+++++	+++++	+++++	<-
135 Crotononitrile(1st Isomer)	+++++	+++++	+++++	+++++	+++++	+++++	+++++	+++++	+++++	+++++	<-
136 Crotononitrile(2nd Isomer)	+++++	+++++	+++++	+++++	+++++	+++++	+++++	+++++	+++++	+++++	<-
M 137 Total Crotononitrile	+++++	+++++	+++++	+++++	+++++	+++++	+++++	+++++	+++++	+++++	<-
138 Paraldehyde	+++++	+++++	+++++	+++++	+++++	+++++	+++++	+++++	+++++	+++++	<-
139 3,3,5-Trimethylcyclohexanone	+++++	+++++	+++++	+++++	+++++	+++++	+++++	+++++	+++++	+++++	<-
140 1-Chlorohexane	+++++	+++++	+++++	+++++	+++++	+++++	+++++	+++++	+++++	+++++	<-
141 1,3,5-Trichlorobenzene	0.89321	0.94269	0.96907	0.96371	0.99798	1.05040	1.05840	1.11212	0.99845	7.129	

Report Date : 15-Jan-2010 11:21

TestAmerica North Canton

INITIAL CALIBRATION DATA

Start Cal Date : 08-JAN-2010 12:27
End Cal Date : 14-JAN-2010 17:14
Quant Method : ISTD
Origin : Disabled
Target Version : 4.14
Integrator : HP RTE
Method file : \\cansvr11\dd\chem\MSV\a3ux14.i\R00114A-IC.b\8260SUX14.m
Last Edit : 15-Jan-2010 11:15 a3ux14.i
Curve Type : Average

Compound	5.000 Level 1	10.000 Level 2	25.000 Level 3	50.000 Level 4	100.000 Level 5	250.000 Level 6	RRF	% RSD	
	500.000 Level 7	1000.000 Level 8							
143 Methyl Acetate	0.28099	0.25819	0.23630	0.23788	0.24808	0.23702			
	0.23392	0.21139					0.24297	8.361	
144 Methylcyclohexane	+++++	0.37722	0.46680	0.50751	0.51883	0.53127			
	0.55226	0.55891					0.50183	12.536	
145 Dimethoxymethane	+++++	+++++	+++++	+++++	+++++	+++++			
	+++++	+++++					+++++	+++++	<-
146 2-Methylnaphthalene	0.57760	0.51775	0.58935	0.74195	0.99907	1.26056			
	1.30874	1.20391					0.89987	36.876	
147 Ethyl Acrylate	+++++	+++++	+++++	+++++	+++++	+++++			
	+++++	+++++					+++++	+++++	<-
148 n-Butyl Acrylate	+++++	+++++	+++++	+++++	+++++	+++++			
	+++++	+++++					+++++	+++++	<-
149 1,2:3,4-Diepoxybutane	+++++	+++++	+++++	+++++	+++++	+++++			
	+++++	+++++					+++++	+++++	<-
150 Bromoacetone	+++++	+++++	+++++	+++++	+++++	+++++			
	+++++	+++++					+++++	+++++	<-
151 Allyl Alcohol	+++++	+++++	+++++	+++++	+++++	+++++			
	+++++	+++++					+++++	+++++	<-
152 Acenaphthylene	+++++	+++++	+++++	+++++	+++++	+++++			
	+++++	+++++					+++++	+++++	<-
153 Isopropyl Acetate	+++++	+++++	+++++	+++++	+++++	+++++			
	+++++	+++++					+++++	+++++	<-

Report Date : 15-Jan-2010 11:21

TestAmerica North Canton

INITIAL CALIBRATION DATA

Start Cal Date : 08-JAN-2010 12:27
End Cal Date : 14-JAN-2010 17:14
Quant Method : ISTD
Origin : Disabled
Target Version : 4.14
Integrator : HP RTE
Method file : \\cansvr11\dd\chem\MSV\a3ux14.i\R00114A-IC.b\8260SUX14.m
Last Edit : 15-Jan-2010 11:15 a3ux14.i
Curve Type : Average

Compound	5.000 Level 1	10.000 Level 2	25.000 Level 3	50.000 Level 4	100.000 Level 5	250.000 Level 6	500.000 Level 7	1000.000 Level 8	___ RRF	% RSD	
155 1,3-Butadiene	+++++	+++++	+++++	+++++	+++++	+++++	+++++	+++++	+++++	+++++	<-
156 tert-Butyl Ethyl ether	0.61614	0.61413	0.69838	0.73851	0.75170	0.79729	0.80616	0.81847	0.73010	11.114	
157 tert-Amyl Methyl ether	0.47295	0.44926	0.50746	0.57647	0.57895	0.62059	0.63683	0.63635	0.55986	13.270	
158 1,2,3-Trimethylbenzene	2.11844	1.94724	2.23055	2.47833	2.45175	2.55140	2.50282	2.63169	2.36403	10.094	
$ 4 Dibromofluoromethane	0.35258	0.29956	0.27622	0.26223	0.26209	0.25557	0.25080	0.24436	0.27543	12.912	
$ 5 1,2-Dichloroethane-d4	+++++	0.34034	0.30565	0.28206	0.28017	0.25995	0.25688	0.25166	0.28239	11.201	
$ 6 Toluene-d8	1.60296	1.28060	1.32050	1.30140	1.32373	1.36730	1.31365	1.33218	1.35529	7.609	
$ 7 Bromofluorobenzene	+++++	1.00528	0.92713	0.89738	0.89467	0.96270	0.88903	0.91268	0.92698	4.613	

Report Date : 15-Jan-2010 11:24

TestAmerica North Canton

INITIAL CALIBRATION DATA

Start Cal Date : 08-JAN-2010 12:27
End Cal Date : 14-JAN-2010 17:14
Quant Method : ISTD
Target Version : 4.14
Integrator : HP RTE
Method file : \\cansvr11\dd\chem\MSV\a3ux14.i\R00114A-IC.b\8260SUX14.m
Last Edit : 15-Jan-2010 11:15 a3ux14.i

Calibration File Names:
Level 1: \\cansvr11\dd\chem\MSV\a3ux14.i\R00114A-IC.b\147369.D
Level 2: \\cansvr11\dd\chem\MSV\a3ux14.i\R00114A-IC.b\147368.D
Level 3: \\cansvr11\dd\chem\MSV\a3ux14.i\R00114A-IC.b\147367.D
Level 4: \\cansvr11\dd\chem\MSV\a3ux14.i\R00114A-IC.b\147366.D
Level 5: \\cansvr11\dd\chem\MSV\a3ux14.i\R00114A-IC.b\147365.D
Level 6: \\cansvr11\dd\chem\MSV\a3ux14.i\R00114A-IC.b\147364.D
Level 7: \\cansvr11\dd\chem\MSV\a3ux14.i\R00114A-IC.b\147363.D
Level 8: \\cansvr11\dd\chem\MSV\a3ux14.i\R00114A-IC.b\147362.D

Compound	5.0000 Level 1	10.0000 Level 2	25.0000 Level 3	50.0000 Level 4	100.0000 Level 5	250.0000 Level 6	Curve	Coefficients b	Coefficients m1	Coefficients m2	%RSD or R^2
	500.0000 Level 7	1000.0000 Level 8									
8 Dichlorodifluoromethane	0.24512	0.22637	0.29312	0.26584	0.25836	0.22478					
	0.25377	0.25550					AVRG		0.25286		8.68705
9 Chloromethane	0.42760	0.36493	0.38632	0.37473	0.35555	0.33446					
	0.34515	0.33569					AVRG		0.36556		8.48878
10 Vinyl Chloride	0.26549	0.28334	0.29549	0.28345	0.28191	0.26248					
	0.26455	0.26910					AVRG		0.27573		4.32516

Report Date : 15-Jan-2010 11:24

TestAmerica North Canton

INITIAL CALIBRATION DATA

Start Cal Date : 08-JAN-2010 12:27
End Cal Date : 14-JAN-2010 17:14
Quant Method : ISTD
Target Version : 4.14
Integrator : HP RTE
Method file : \\cansvr11\dd\chem\MSV\a3ux14.i\R00114A-IC.b\8260SUX14.m
Last Edit : 15-Jan-2010 11:15 a3ux14.i

Compound	5.0000 Level 1	10.0000 Level 2	25.0000 Level 3	50.0000 Level 4	100.0000 Level 5	250.0000 Level 6	Curve	Coefficients b	Coefficients m1	Coefficients m2	%RSD or R^2
	500.0000 Level 7	1000.0000 Level 8									
11 Bromomethane	0.16671	0.14740	0.14735	0.11780	0.13810	0.12513					
	0.12079	0.11372					AVRG		0.13462		13.66298
12 Chloroethane	0.19677	0.17979	0.17143	0.16587	0.15197	0.14043					
	0.13197	+++++					AVRG		0.16260		13.96621
13 Trichlorofluoromethane	0.23047	0.24528	0.27583	0.28521	0.27605	0.25898					
	0.27441	0.27809					AVRG		0.26554		7.14904
14 Dichlorofluoromethane	0.29538	0.25019	0.29271	0.24864	0.26333	0.25614					
	0.21871	0.22084					AVRG		0.25574		11.12468
15 Acrolein	0.03500	0.03646	0.03273	0.03061	0.03485	0.02713					
	0.03125	0.02333					AVRG		0.03142		14.04042
16 Acetone	+++++	+++++	45722	72936	130272	288152					
	541674	894409					WLINR	-0.26836	0.07359		0.99144
17 1,1-Dichloroethene	0.25543	0.22821	0.24875	0.24244	0.24031	0.22889					
	0.23230	0.23451					AVRG		0.23886		4.07186

Report Date : 15-Jan-2010 11:24

TestAmerica North Canton

INITIAL CALIBRATION DATA

Start Cal Date : 08-JAN-2010 12:27
End Cal Date : 14-JAN-2010 17:14
Quant Method : ISTD
Target Version : 4.14
Integrator : HP RTE
Method file : \\cansvr11\dd\chem\MSV\a3ux14.i\R00114A-IC.b\8260SUX14.m
Last Edit : 15-Jan-2010 11:15 a3ux14.i

Compound	5.0000 Level 1	10.0000 Level 2	25.0000 Level 3	50.0000 Level 4	100.0000 Level 5	250.0000 Level 6	Curve	Coefficients b	Coefficients m1	Coefficients m2	%RSD or R^2
	500.0000 Level 7	1000.0000 Level 8									
18 Freon-113	0.15989	0.18326	0.19650	0.20474	0.19956	0.19157					
	0.19670	0.20241					AVRG		0.19183		7.57382
19 Iodomethane	0.41190	0.41853	0.41379	0.41730	0.39941	0.39424					
	0.39593	0.40575					AVRG		0.40711		2.37346
20 Carbon Disulfide	0.61213	0.67218	0.68222	0.69759	0.67790	0.68612					
	0.70728	0.73775					AVRG		0.68415		5.23131
21 Methylene Chloride	+++++	+++++	66631	109609	190625	434370					
	832867	1601722					WLINR	-0.09238	0.24722		0.99972
22 Acetonitrile	+++++	0.04002	0.03499	0.03418	0.03425	0.03141					
	0.03048	0.02681					AVRG		0.03316		12.50651
23 Acrylonitrile	0.09873	0.10132	0.09529	0.10049	0.10769	0.09823					
	0.09751	0.08789					AVRG		0.09839		5.70290
24 Methyl tert-butyl ether	0.53105	0.56003	0.58859	0.63771	0.65588	0.66764					
	0.67729	0.64640					AVRG		0.62058		8.68677

Report Date : 15-Jan-2010 11:24

TestAmerica North Canton

INITIAL CALIBRATION DATA

Start Cal Date : 08-JAN-2010 12:27
End Cal Date : 14-JAN-2010 17:14
Quant Method : ISTD
Target Version : 4.14
Integrator : HP RTE
Method file : \\cansvr11\dd\chem\MSV\a3ux14.i\R00114A-IC.b\8260SUX14.m
Last Edit : 15-Jan-2010 11:15 a3ux14.i

Compound	5.0000 Level 1	10.0000 Level 2	25.0000 Level 3	50.0000 Level 4	100.0000 Level 5	250.0000 Level 6	Curve	Coefficients b	m1	m2	%RSD or R^2
	500.0000 Level 7	1000.0000 Level 8									
25 trans-1,2-Dichloroethene	0.30298	0.27861	0.28146	0.28115	0.27412	0.26566					
	0.26968	0.26535					AVRG		0.27738		4.39407
26 Hexane	0.06818	0.05919	0.06347	0.06206	0.06340	0.06360					
	0.06492	0.06727					AVRG		0.06401		4.44604
27 Vinyl acetate	0.27857	0.26576	0.27708	0.30336	0.33467	0.36377					
	0.36959	0.36730					AVRG		0.32001		13.77658
154 Vinyl Acetate**2nd**	+++++	+++++	0.02226	0.02595	0.02824	0.03177					
	0.03104	0.03181					AVRG		0.02851		13.45027
28 1,1-Dichloroethane	0.47614	0.50016	0.51634	0.50469	0.49915	0.48570					
	0.49304	0.49547					AVRG		0.49634		2.43834
29 tert-Butyl Alcohol	0.02185	0.02007	0.02067	0.02240	0.02417	0.02556					
	0.02534	0.02084					AVRG		0.02261		9.53291
30 2-Butanone	0.15894	0.13321	0.11448	0.12355	0.12907	0.12850					
	0.12419	0.11292					AVRG		0.12811		11.15850

Report Date : 15-Jan-2010 11:24

TestAmerica North Canton

INITIAL CALIBRATION DATA

Start Cal Date : 08-JAN-2010 12:27
End Cal Date : 14-JAN-2010 17:14
Quant Method : ISTD
Target Version : 4.14
Integrator : HP RTE
Method file : \\cansvr11\dd\chem\MSV\a3ux14.i\R00114A-IC.b\8260SUX14.m
Last Edit : 15-Jan-2010 11:15 a3ux14.i

Compound	5.0000 Level 1	10.0000 Level 2	25.0000 Level 3	50.0000 Level 4	100.0000 Level 5	250.0000 Level 6	500.0000 Level 7	1000.0000 Level 8	Curve	Coefficients b	Coefficients m1	Coefficients m2	%RSD or R^2
M 31 1,2-Dichloroethene (total)	0.28719	0.27849	0.28402	0.28809	0.28260	0.27376	0.27838	0.27381	AVRG		0.28079		1.98343
32 cis-1,2-dichloroethene	0.27139	0.27837	0.28658	0.29502	0.29109	0.28186	0.28707	0.28227	AVRG		0.28421		2.61223
33 2,2-Dichloropropane	0.18179	0.17671	0.18243	0.19872	0.19625	0.20171	0.20572	0.21025	AVRG		0.19420		6.36588
34 Bromochloromethane	0.15515	0.13795	0.13821	0.13906	0.13595	0.13450	0.13437	0.12992	AVRG		0.13814		5.40535
35 Chloroform	0.47045	0.44710	0.45697	0.46723	0.45483	0.44638	0.44744	0.44930	AVRG		0.45496		2.06635
36 Tetrahydrofuran	+++++	0.09325	0.08510	0.08056	0.08038	0.08218	0.08397	0.07542	AVRG		0.08298		6.62614
37 1,1,1-Trichloroethane	0.29588	0.31020	0.31886	0.35046	0.32864	0.34089	0.33660	0.35024	AVRG		0.32897		5.93039

Report Date : 15-Jan-2010 11:24

TestAmerica North Canton

INITIAL CALIBRATION DATA

Start Cal Date : 08-JAN-2010 12:27
End Cal Date : 14-JAN-2010 17:14
Quant Method : ISTD
Target Version : 4.14
Integrator : HP RTE
Method file : \\cansvr11\dd\chem\MSV\a3ux14.i\R00114A-IC.b\8260SUX14.m
Last Edit : 15-Jan-2010 11:15 a3ux14.i

Compound	5.0000 Level 1	10.0000 Level 2	25.0000 Level 3	50.0000 Level 4	100.0000 Level 5	250.0000 Level 6	Curve	Coefficients b	m1	m2	%RSD or R^2	
	500.0000 Level 7	1000.0000 Level 8										
38 1,1-Dichloropropene	0.28692	0.30509	0.35013	0.35883	0.35804	0.35895						
	0.36427	0.37757					AVRG		0.34497		9.15384	
39 Carbon Tetrachloride	0.22410	0.27735	0.28113	0.30513	0.29106	0.29754						
	0.30178	0.30933					AVRG		0.28593		9.57695	
40 1,2-Dichloroethane	0.35141	0.32766	0.35354	0.33131	0.34294	0.33764						
	0.32608	0.32325					AVRG		0.33673		3.44971	
41 Benzene	1.08331	1.12270	1.09023	1.09541	1.05254	1.05927						
	1.06113	1.08007					AVRG		1.08058		2.13152	
42 Trichloroethene	0.29034	0.30732	0.29234	0.30670	0.29195	0.29551						
	0.29506	0.30332					AVRG		0.29782		2.31538	
43 1,2-Dichloropropane	0.25237	0.26526	0.26978	0.27227	0.27169	0.28057						
	0.27194	0.28181					AVRG		0.27071		3.39788	
44 1,4-Dioxane	0.00189	0.00177	0.00208	0.00233	0.00255	0.00261						
	0.00244	0.00220					AVRG		0.00223		13.73325	<-

Report Date : 15-Jan-2010 11:24

TestAmerica North Canton

INITIAL CALIBRATION DATA

Start Cal Date : 08-JAN-2010 12:27
End Cal Date : 14-JAN-2010 17:14
Quant Method : ISTD
Target Version : 4.14
Integrator : HP RTE
Method file : \\cansvr11\dd\chem\MSV\a3ux14.i\R00114A-IC.b\8260SUX14.m
Last Edit : 15-Jan-2010 11:15 a3ux14.i

Compound	5.0000 Level 1 / 500.0000 Level 7	10.0000 Level 2 / 1000.0000 Level 8	25.0000 Level 3	50.0000 Level 4	100.0000 Level 5	250.0000 Level 6	Curve	Coefficients b	Coefficients m1	Coefficients m2	%RSD or R^2
45 Dibromomethane	0.15115	0.12624	0.14050	0.13878	0.13553	0.14251					
	0.13416	0.13402					AVRG		0.13786		5.30742
46 Bromodichloromethane	0.24738	0.25905	0.26074	0.28159	0.28408	0.29465					
	0.29899	0.30915					AVRG		0.27945		7.78821
47 2-Chloroethyl vinyl ether	3648	7878	23645	55693	134569	422388					
	810988	1691171					WLINR	0.03726	0.13054		0.99676
48 cis-1,3-Dichloropropene	+++++	+++++	0.27586	0.31639	0.33554	0.37475					
	0.36803	0.39164					AVRG		0.34370		12.52759
49 4-Methyl-2-pentanone	+++++	0.23984	0.25432	0.28947	0.33068	0.34275					
	0.34389	0.31238					AVRG		0.30190		13.94881
50 Toluene	1.38045	1.38434	1.45659	1.46607	1.47019	1.53313					
	1.52477	1.59727					AVRG		1.47660		5.01494
51 trans-1,3-Dichloropropene	+++++	+++++	0.31461	0.34297	0.36832	0.42993					
	0.42615	0.44640					AVRG		0.38806		13.84071

Report Date : 15-Jan-2010 11:24

TestAmerica North Canton

INITIAL CALIBRATION DATA

Start Cal Date : 08-JAN-2010 12:27
End Cal Date : 14-JAN-2010 17:14
Quant Method : ISTD
Target Version : 4.14
Integrator : HP RTE
Method file : \\cansvr11\dd\chem\MSV\a3ux14.i\R00114A-IC.b\8260SUX14.m
Last Edit : 15-Jan-2010 11:15 a3ux14.i

Compound	5.0000 Level 1	10.0000 Level 2	25.0000 Level 3	50.0000 Level 4	100.0000 Level 5	250.0000 Level 6	Curve	Coefficients b	m1	m2	%RSD or R^2
	500.0000 Level 7	1000.0000 Level 8									
52 Ethyl Methacrylate	4328	8671	27032	60861	145998	473697					
	922275	1845847					WLINR	0.01741	0.38686		0.99729
53 1,1,2-Trichloroethane	0.27652	0.24754	0.27102	0.24977	0.26690	0.27474					
	0.25968	0.26111					AVRG		0.26341		4.12726
54 1,3-Dichloropropane	0.41224	0.41925	0.43850	0.43824	0.44711	0.47052					
	0.45056	0.45409					AVRG		0.44131		4.26941
55 Tetrachloroethene	0.29512	0.30909	0.32584	0.31806	0.30660	0.30873					
	0.31207	0.31840					AVRG		0.31174		2.97454
56 2-Hexanone	+++++	0.16511	0.17438	0.19153	0.22577	0.24702					
	0.23340	0.21874					AVRG		0.20799		14.99964
57 Dibromochloromethane	0.22968	0.23431	0.24259	0.27396	0.28218	0.30742					
	0.30938	0.32011					AVRG		0.27496		13.09878
58 1,2-Dibromoethane	0.26779	0.22456	0.23888	0.24547	0.26368	0.26991					
	0.26339	0.26091					AVRG		0.25432		6.37590

Report Date : 15-Jan-2010 11:24

TestAmerica North Canton

INITIAL CALIBRATION DATA

Start Cal Date : 08-JAN-2010 12:27
End Cal Date : 14-JAN-2010 17:14
Quant Method : ISTD
Target Version : 4.14
Integrator : HP RTE
Method file : \\cansvr11\dd\chem\MSV\a3ux14.i\R00114A-IC.b\8260SUX14.m
Last Edit : 15-Jan-2010 11:15 a3ux14.i

	5.0000	10.0000	25.0000	50.0000	100.0000	250.0000		Coefficients			%RSD
Compound	Level 1	Level 2	Level 3	Level 4	Level 5	Level 6	Curve	b	m1	m2	or R^2
	500.0000	1000.0000									
	Level 7	Level 8									
59 Chlorobenzene	1.07406	1.02899	1.00247	1.00614	0.99359	1.00884					
	0.98994	1.01551					AVRG		1.01494		2.64481
60 1,1,1,2-Tetrachloroethane	0.28131	0.31373	0.30846	0.32857	0.33095	0.33565					
	0.33775	0.33875					AVRG		0.32190		6.15282
61 Ethylbenzene	0.43458	0.49215	0.49804	0.53582	0.53723	0.56295					
	0.55878	0.56543					AVRG		0.52312		8.68099
62 m + p-Xylene	0.51104	0.56573	0.62070	0.66725	0.66450	0.68289					
	0.67052	0.68039					AVRG		0.63288		9.96787
M 63 Xylenes (total)	0.51222	0.55693	0.60257	0.65173	0.65226	0.67007					
	0.65695	0.66280					AVRG		0.62069		9.36388
64 Xylene-o	0.51458	0.53931	0.56631	0.62069	0.62779	0.64442					
	0.62980	0.62764					AVRG		0.59632		8.22302
65 Styrene	+++++	0.71838	0.83322	0.92205	0.99485	1.05417					
	1.05543	1.05710					AVRG		0.94789		13.85478

Report Date : 15-Jan-2010 11:24

TestAmerica North Canton

INITIAL CALIBRATION DATA

Start Cal Date : 08-JAN-2010 12:27
End Cal Date : 14-JAN-2010 17:14
Quant Method : ISTD
Target Version : 4.14
Integrator : HP RTE
Method file : \\cansvr11\dd\chem\MSV\a3ux14.i\R00114A-IC.b\8260SUX14.m
Last Edit : 15-Jan-2010 11:15 a3ux14.i

Compound	5.0000 Level 1	10.0000 Level 2	25.0000 Level 3	50.0000 Level 4	100.0000 Level 5	250.0000 Level 6	Curve	Coefficients b	m1	m2	%RSD or R^2
	500.0000 Level 7	1000.0000 Level 8									
66 Bromoform	0.13896	0.14466	0.14074	0.16038	0.16891	0.18971					
	0.19284	0.19554					AVRG		0.16647		14.39246
67 Isopropylbenzene	+++++	1.23184	1.49697	1.62185	1.67385	1.68068					
	1.73640	1.76109					AVRG		1.60039		11.49763
68 1,1,2,2-Tetrachloroethane	0.57457	0.61928	0.57194	0.60385	0.62132	0.66412					
	0.63399	0.61696					AVRG		0.61326		4.94005
69 1,4-Dichloro-2-butene	0.17621	0.16924	0.15831	0.18452	0.19355	0.21511					
	0.21145	0.21377					AVRG		0.19027		11.45111
70 1,2,3-Trichloropropane	0.17170	0.18316	0.17169	0.17403	0.17560	0.19019					
	0.17989	0.17552					AVRG		0.17772		3.59279
71 Bromobenzene	0.70970	0.71617	0.70245	0.71703	0.73838	0.77342					
	0.75106	0.78042					AVRG		0.73608		4.03551
72 n-Propylbenzene	+++++	+++++	0.72777	0.79541	0.85317	0.90389					
	0.89536	0.95944					AVRG		0.85584		9.72869

Report Date : 15-Jan-2010 11:24

TestAmerica North Canton

INITIAL CALIBRATION DATA

Start Cal Date : 08-JAN-2010 12:27
End Cal Date : 14-JAN-2010 17:14
Quant Method : ISTD
Target Version : 4.14
Integrator : HP RTE
Method file : \\cansvr11\dd\chem\MSV\a3ux14.i\R00114A-IC.b\8260SUX14.m
Last Edit : 15-Jan-2010 11:15 a3ux14.i

Compound	5.0000 Level 1	10.0000 Level 2	25.0000 Level 3	50.0000 Level 4	100.0000 Level 5	250.0000 Level 6	500.0000 Level 7	1000.0000 Level 8	Curve	Coefficients b	m1	m2	%RSD or R^2
73 2-Chlorotoluene	0.55746	0.60105	0.67157	0.70880	0.74867	0.75615	0.74480	0.78166	AVRG		0.69627		11.52577
74 1,3,5-Trimethylbenzene	+++++	1.71952	2.11358	2.35330	2.50416	2.56582	2.57516	2.76084	AVRG		2.37034		14.81939
75 4-Chlorotoluene	0.63259	0.65758	0.73077	0.75635	0.76530	0.78784	0.75676	0.79422	AVRG		0.73518		8.07128
76 tert-Butylbenzene	+++++	1.65508	1.96567	2.13250	2.25770	2.39270	2.40302	2.55722	AVRG		2.19484		13.98744
77 1,2,4-Trimethylbenzene	+++++	1.73397	2.21612	2.42169	2.52345	2.60369	2.61878	2.81885	AVRG		2.41951		14.66359
78 sec-Butylbenzene	+++++	2.27366	2.94181	3.10114	3.21818	3.36225	3.48658	3.71171	AVRG		3.15647		14.70069
79 4-Isopropyltoluene	+++++	+++++	2.29990	2.48976	2.64117	2.77039	2.84030	3.05466	AVRG		2.68270		9.95162

Report Date : 15-Jan-2010 11:24

TestAmerica North Canton

INITIAL CALIBRATION DATA

Start Cal Date : 08-JAN-2010 12:27
End Cal Date : 14-JAN-2010 17:14
Quant Method : ISTD
Target Version : 4.14
Integrator : HP RTE
Method file : \\cansvr11\dd\chem\MSV\a3ux14.i\R00114A-IC.b\8260SUX14.m
Last Edit : 15-Jan-2010 11:15 a3ux14.i

Compound	5.0000 Level 1	10.0000 Level 2	25.0000 Level 3	50.0000 Level 4	100.0000 Level 5	250.0000 Level 6	Curve	Coefficients b	m1	m2	%RSD or R^2
	500.0000 Level 7	1000.0000 Level 8									
80 1,3-Dichlorobenzene	1.39760	1.39536	1.36910	1.36814	1.38576	1.39827					
	1.39966	1.46646					AVRG		1.39754		2.19253
81 1,4-Dichlorobenzene	1.74236	1.47939	1.48759	1.42762	1.43281	1.41997					
	1.39725	1.47392					AVRG		1.48261		7.40164
82 n-Butylbenzene	+++++	+++++	1.99169	2.14846	2.23892	2.41147					
	2.49525	2.68071					AVRG		2.32775		10.74207
83 1,2-Dichlorobenzene	1.33193	1.33879	1.32606	1.29282	1.30517	1.28114					
	1.28168	1.31017					AVRG		1.30847		1.70934
84 1,2-Dibromo-3-chloropropane	+++++	0.09136	0.09272	0.10001	0.10606	0.11309					
	0.11941	0.11819					AVRG		0.10583		10.94328
85 1,2,4-Trichlorobenzene	0.73556	0.75799	0.76530	0.83332	0.85618	0.90598					
	0.94965	0.97001					AVRG		0.84675		10.60401
86 Hexachlorobutadiene	0.51656	0.52155	0.51347	0.51454	0.54954	0.54564					
	0.58146	0.59957					AVRG		0.54279		6.05828

Report Date : 15-Jan-2010 11:24

TestAmerica North Canton

INITIAL CALIBRATION DATA

Start Cal Date : 08-JAN-2010 12:27
End Cal Date : 14-JAN-2010 17:14
Quant Method : ISTD
Target Version : 4.14
Integrator : HP RTE
Method file : \\cansvr11\dd\chem\MSV\a3ux14.i\R00114A-IC.b\8260SUX14.m
Last Edit : 15-Jan-2010 11:15 a3ux14.i

Compound	5.0000 Level 1	10.0000 Level 2	25.0000 Level 3	50.0000 Level 4	100.0000 Level 5	250.0000 Level 6	Curve	Coefficients b	m1	m2	%RSD or R^2	
	500.0000 Level 7	1000.0000 Level 8										
87 Naphthalene	+++++	+++++	1.45699	1.76735	2.01575	2.11579						
	2.19283	2.14381					AVRG		1.94875		14.60005	
88 1,2,3-Trichlorobenzene	0.79204	0.77832	0.75896	0.81610	0.88582	0.87696						
	0.87713	0.88742					AVRG		0.83409		6.41740	
89 Ethyl Ether	0.22485	0.20658	0.21102	0.21793	0.21062	0.20849						
	0.20188	0.19532					AVRG		0.20958		4.33876	
90 Ethanol	+++++	+++++	+++++	+++++	+++++	+++++						
	+++++	+++++					AVRG		0.000e+000		0.000e+000	<-
91 3-Chloropropene	0.12004	0.11312	0.13322	0.12820	0.13044	0.13849						
	0.13535	0.14033					AVRG		0.12990		7.15953	
92 Isopropyl Ether	0.18891	0.18586	0.22686	0.24347	0.23727	0.23925						
	0.23203	0.22237					AVRG		0.22200		10.09720	
93 2-Chloro-1,3-butadiene	0.27829	0.25023	0.31281	0.33396	0.33597	0.36927						
	0.37475	0.39179					AVRG		0.33088		14.77999	

Report Date : 15-Jan-2010 11:24

TestAmerica North Canton

INITIAL CALIBRATION DATA

Start Cal Date : 08-JAN-2010 12:27
End Cal Date : 14-JAN-2010 17:14
Quant Method : ISTD
Target Version : 4.14
Integrator : HP RTE
Method file : \\cansvr11\dd\chem\MSV\a3ux14.i\R00114A-IC.b\8260SUX14.m
Last Edit : 15-Jan-2010 11:15 a3ux14.i

Compound	5.0000 Level 1	10.0000 Level 2	25.0000 Level 3	50.0000 Level 4	100.0000 Level 5	250.0000 Level 6	Curve	Coefficients b	Coefficients m1	Coefficients m2	%RSD or R^2	
	500.0000 Level 7	1000.0000 Level 8										
94 Propionitrile	0.04323	0.03827	0.03760	0.04128	0.04063	0.03981						
	0.03976	0.03448					AVRG		0.03938		6.70058	
95 Ethyl Acetate	0.22895	0.24226	0.24941	0.26510	0.26947	0.27468						
	0.29210	0.25422					AVRG		0.25952		7.68511	
96 Methacrylonitrile	0.09735	0.07350	0.08675	0.09490	0.09528	0.09838						
	0.10169	0.09061					AVRG		0.09231		9.63078	
97 Isobutanol	+++++	0.00664	0.00629	0.00721	0.00778	0.00876						
	0.00950	0.00782					AVRG		0.00771		14.72087	<-
98 Cyclohexane	+++++	0.47139	0.53141	0.58953	0.61395	0.61732						
	0.63420	0.65074					AVRG		0.58694		10.86460	
99 n-Butanol	4084	7525	18683	39595	97046	275820						
	634435	1047397					WLINR	0.22641	0.00832		0.99047	<-
100 Methyl Methacrylate	+++++	+++++	0.17278	0.18856	0.20508	0.21616						
	0.24767	0.22328					AVRG		0.20892		12.65583	

Report Date : 15-Jan-2010 11:24

TestAmerica North Canton

INITIAL CALIBRATION DATA

Start Cal Date : 08-JAN-2010 12:27
End Cal Date : 14-JAN-2010 17:14
Quant Method : ISTD
Target Version : 4.14
Integrator : HP RTE
Method file : \\cansvr11\dd\chem\MSV\a3ux14.i\R00114A-IC.b\8260SUX14.m
Last Edit : 15-Jan-2010 11:15 a3ux14.i

Compound	5.0000 Level 1	10.0000 Level 2	25.0000 Level 3	50.0000 Level 4	100.0000 Level 5	250.0000 Level 6	Curve	Coefficients b	m1	m2	%RSD or R^2	
	500.0000 Level 7	1000.0000 Level 8										
101 2-Nitropropane	0.07165	0.05857	0.05550	0.05574	0.05968	0.06445						
	0.07296	0.06735					AVRG		0.06324		10.92691	
102 Chloropicrin	+++++	+++++	+++++	+++++	+++++	+++++						
	+++++	+++++					AVRG		0.000e+000		0.000e+000	<-
25 Cyclohexanone	8103	16991	42148	143207	338140	939927						
	2071142	3547057					WLINR	0.17907	0.15636		0.99469	
104 Pentachloroethane	+++++	+++++	+++++	+++++	+++++	+++++						
	+++++	+++++					AVRG		0.000e+000		0.000e+000	<-
105 Benzyl Chloride	+++++	+++++	+++++	+++++	+++++	+++++						
	+++++	+++++					AVRG		0.000e+000		0.000e+000	<-
134 Thiophene	+++++	+++++	+++++	+++++	+++++	+++++						
	+++++	+++++					AVRG		0.000e+000		0.000e+000	<-
135 Crotononitrile(1st Isomer)	+++++	+++++	+++++	+++++	+++++	+++++						
	+++++	+++++					AVRG		0.000e+000		0.000e+000	<-

Report Date : 15-Jan-2010 11:24

TestAmerica North Canton

INITIAL CALIBRATION DATA

Start Cal Date : 08-JAN-2010 12:27
End Cal Date : 14-JAN-2010 17:14
Quant Method : ISTD
Target Version : 4.14
Integrator : HP RTE
Method file : \\cansvr11\dd\chem\MSV\a3ux14.i\R00114A-IC.b\8260SUX14.m
Last Edit : 15-Jan-2010 11:15 a3ux14.i

Compound	5.0000 Level 1	10.0000 Level 2	25.0000 Level 3	50.0000 Level 4	100.0000 Level 5	250.0000 Level 6	Curve	Coefficients b	m1	m2	%RSD or R^2	
	500.0000 Level 7	1000.0000 Level 8										
136 Crotononitrile(2nd Isomer)	+++++	+++++	+++++	+++++	+++++	+++++						
	+++++	+++++					AVRG		0.000e+000		0.000e+000	<-
M 137 Total Crotononitrile	+++++	+++++	+++++	+++++	+++++	+++++						
	+++++	+++++					AVRG		0.000e+000		0.000e+000	<-
138 Paraldehyde	+++++	+++++	+++++	+++++	+++++	+++++						
	+++++	+++++					AVRG		0.000e+000		0.000e+000	<-
139 3,3,5-Trimethylcyclohexanone	+++++	+++++	+++++	+++++	+++++	+++++						
	+++++	+++++					AVRG		0.000e+000		0.000e+000	<-
140 1-Chlorohexane	+++++	+++++	+++++	+++++	+++++	+++++						
	+++++	+++++					AVRG		0.000e+000		0.000e+000	<-
141 1,3,5-Trichlorobenzene	0.89321	0.94269	0.96907	0.96371	0.99798	1.05040						
	1.05840	1.11212					AVRG		0.99845		7.12939	
143 Methyl Acetate	0.28099	0.25819	0.23630	0.23788	0.24808	0.23702						
	0.23392	0.21139					AVRG		0.24297		8.36108	

Report Date : 15-Jan-2010 11:24

TestAmerica North Canton

INITIAL CALIBRATION DATA

Start Cal Date : 08-JAN-2010 12:27
End Cal Date : 14-JAN-2010 17:14
Quant Method : ISTD
Target Version : 4.14
Integrator : HP RTE
Method file : \\cansvr11\dd\chem\MSV\a3ux14.i\R00114A-IC.b\8260SUX14.m
Last Edit : 15-Jan-2010 11:15 a3ux14.i

Compound	5.0000 Level 1	10.0000 Level 2	25.0000 Level 3	50.0000 Level 4	100.0000 Level 5	250.0000 Level 6	Curve	Coefficients b	m1	m2	%RSD or R^2	
	500.0000 Level 7	1000.0000 Level 8										
144 Methylcyclohexane	+++++	0.37722	0.46680	0.50751	0.51883	0.53127						
	0.55226	0.55891					AVRG		0.50183		12.53567	
145 Dimethoxymethane	+++++	+++++	+++++	+++++	+++++	+++++						
	+++++	+++++					AVRG		0.000e+000		0.000e+000	<-
146 2-Methylnaphthalene	11891	21653	64191	167109	465200	1457360						
	3265074	5748365					WLINR	0.04667	1.24100		0.99253	
147 Ethyl Acrylate	+++++	+++++	+++++	+++++	+++++	+++++						
	+++++	+++++					AVRG		0.000e+000		0.000e+000	<-
148 n-Butyl Acrylate	+++++	+++++	+++++	+++++	+++++	+++++						
	+++++	+++++					AVRG		0.000e+000		0.000e+000	<-
149 1,2:3,4-Diepoxybutane	+++++	+++++	+++++	+++++	+++++	+++++						
	+++++	+++++					AVRG		0.000e+000		0.000e+000	<-
150 Bromoacetone	+++++	+++++	+++++	+++++	+++++	+++++						
	+++++	+++++					AVRG		0.000e+000		0.000e+000	<-

Report Date : 15-Jan-2010 11:24

TestAmerica North Canton

INITIAL CALIBRATION DATA

Start Cal Date : 08-JAN-2010 12:27
End Cal Date : 14-JAN-2010 17:14
Quant Method : ISTD
Target Version : 4.14
Integrator : HP RTE
Method file : \\cansvr11\dd\chem\MSV\a3ux14.i\R00114A-IC.b\8260SUX14.m
Last Edit : 15-Jan-2010 11:15 a3ux14.i

Compound	5.0000 Level 1	10.0000 Level 2	25.0000 Level 3	50.0000 Level 4	100.0000 Level 5	250.0000 Level 6	Curve	Coefficients b	m1	m2	%RSD or R^2	
	500.0000 Level 7	1000.0000 Level 8										
151 Allyl Alcohol	+++++	+++++	+++++	+++++	+++++	+++++						
	+++++	+++++					AVRG		0.000e+000		0.000e+000	<-
152 Acenaphthylene	+++++	+++++	+++++	+++++	+++++	+++++						
	+++++	+++++					AVRG		0.000e+000		0.000e+000	<-
153 Isopropyl Acetate	+++++	+++++	+++++	+++++	+++++	+++++						
	+++++	+++++					AVRG		0.000e+000		0.000e+000	<-
155 1,3-Butadiene	+++++	+++++	+++++	+++++	+++++	+++++						
	+++++	+++++					AVRG		0.000e+000		0.000e+000	<-
156 tert-Butyl Ethyl ether	0.61614	0.61413	0.69838	0.73851	0.75170	0.79729						
	0.80616	0.81847					AVRG		0.73010		11.11396	
157 tert-Amyl Methyl ether	0.47295	0.44926	0.50746	0.57647	0.57895	0.62059						
	0.63683	0.63635					AVRG		0.55986		13.26984	
158 1,2,3-Trimethylbenzene	2.11844	1.94724	2.23055	2.47833	2.45175	2.55140						
	2.50282	2.63169					AVRG		2.36403		10.09434	

Report Date : 15-Jan-2010 11:24

TestAmerica North Canton

INITIAL CALIBRATION DATA

Start Cal Date : 08-JAN-2010 12:27
End Cal Date : 14-JAN-2010 17:14
Quant Method : ISTD
Target Version : 4.14
Integrator : HP RTE
Method file : \\cansvr11\dd\chem\MSV\a3ux14.i\R00114A-IC.b\8260SUX14.m
Last Edit : 15-Jan-2010 11:15 a3ux14.i

Compound	5.0000 Level 1	10.0000 Level 2	25.0000 Level 3	50.0000 Level 4	100.0000 Level 5	250.0000 Level 6	Curve	Coefficients b	m1	m2	%RSD or R^2
	500.0000 Level 7	1000.0000 Level 8									
$ 4 Dibromofluoromethane	0.35258	0.29956	0.27622	0.26223	0.26209	0.25557					
	0.25080	0.24436					AVRG		0.27543		12.91202
$ 5 1,2-Dichloroethane-d4	+++++	0.34034	0.30565	0.28206	0.28017	0.25995					
	0.25688	0.25166					AVRG		0.28239		11.20112
$ 6 Toluene-d8	1.60296	1.28060	1.32050	1.30140	1.32373	1.36730					
	1.31365	1.33218					AVRG		1.35529		7.60888
$ 7 Bromofluorobenzene	+++++	1.00528	0.92713	0.89738	0.89467	0.96270					
	0.88903	0.91268					AVRG		0.92698		4.61306

Report Date : 15-Jan-2010 11:24

TestAmerica North Canton

INITIAL CALIBRATION DATA

Start Cal Date : 08-JAN-2010 12:27
End Cal Date : 14-JAN-2010 17:14
Quant Method : ISTD
Target Version : 4.14
Integrator : HP RTE
Method file : \\cansvr11\dd\chem\MSV\a3ux14.i\R00114A-IC.b\8260SUX14.m
Last Edit : 15-Jan-2010 11:15 a3ux14.i

Curve	Formula	Units
Averaged	Amt = Rsp/m1	Response
Wt Linear	Amt = b + Rsp/m1	Response

Data review checklist: 8260 A/8260B/624 Initial Calibration

Method (check the applicable box): ☐ 8260A ☒ 8260B ☐ 624

Analysis Date: _____ **Run batch ID:** R001144-IC

Curve ID: R001144/R001144-BR **(curve ID must include instrument designation and date reference)**

Acceptance criteria is found in the applicable laboratory SOP. If item is N/A, mark as such in Notes column

Item for review	Level I Yes	Level I No	Level II Yes	Level II No
Tune:				
BFB passes, all points within 12 hr clock (24 hr for 624)	Yes		Yes	
All calibration points ID'd on Calibration Summary Form	Yes		Yes	
Documentation: Raw data and run logs present for all points	Yes		Yes	
Run log and Raw data clearly indicate method by version	Yes		Yes	
RLs: Minimum of 5 points, lowest standards at or below RL	Yes		Yes	
Linearity: 8260 CCCs ≤ 30% RSD	Yes		Yes	
Linear Regression curve fit for all >15% RSD (35% 624) r2>0.980 (r>0.990)	Yes		Yes	
Plots for all Linear Regressions printed	Yes		Yes	
Response: SPCCs all pass minimum response factors	Yes		Yes	
ICV- Second source standard Analytes 60-140% recovery, problem compounds may be allowed outside these limits, but must be evaluated (acrolein, acrylonitrile, 2-ceve, propionitrile, trans 1,4-dichloro-2-butene) Internal Standards 50-200% of recent curve	Yes		Yes	
Manual integrations: necessary, correct & documented	NA		NA	
Other: Verify Avg RF on Cal Summary matches Avg RF on Con Cal form	NA		NA	

Reviewed by Analyst/ Level I: Heather Mercer Date: 1-19-10

Reviewed by Peer/Sup/ Level II: _____ Date: 1-18-10

By signing in "Reviewed by" above I agree that I have reviewed the data as indicated on this checklist.

*Peer/Sup only: In addition to the items above, all manual integrations in this package have been reviewed and found acceptable.

Reviewed by Peer/Sup: _____ Date: _____

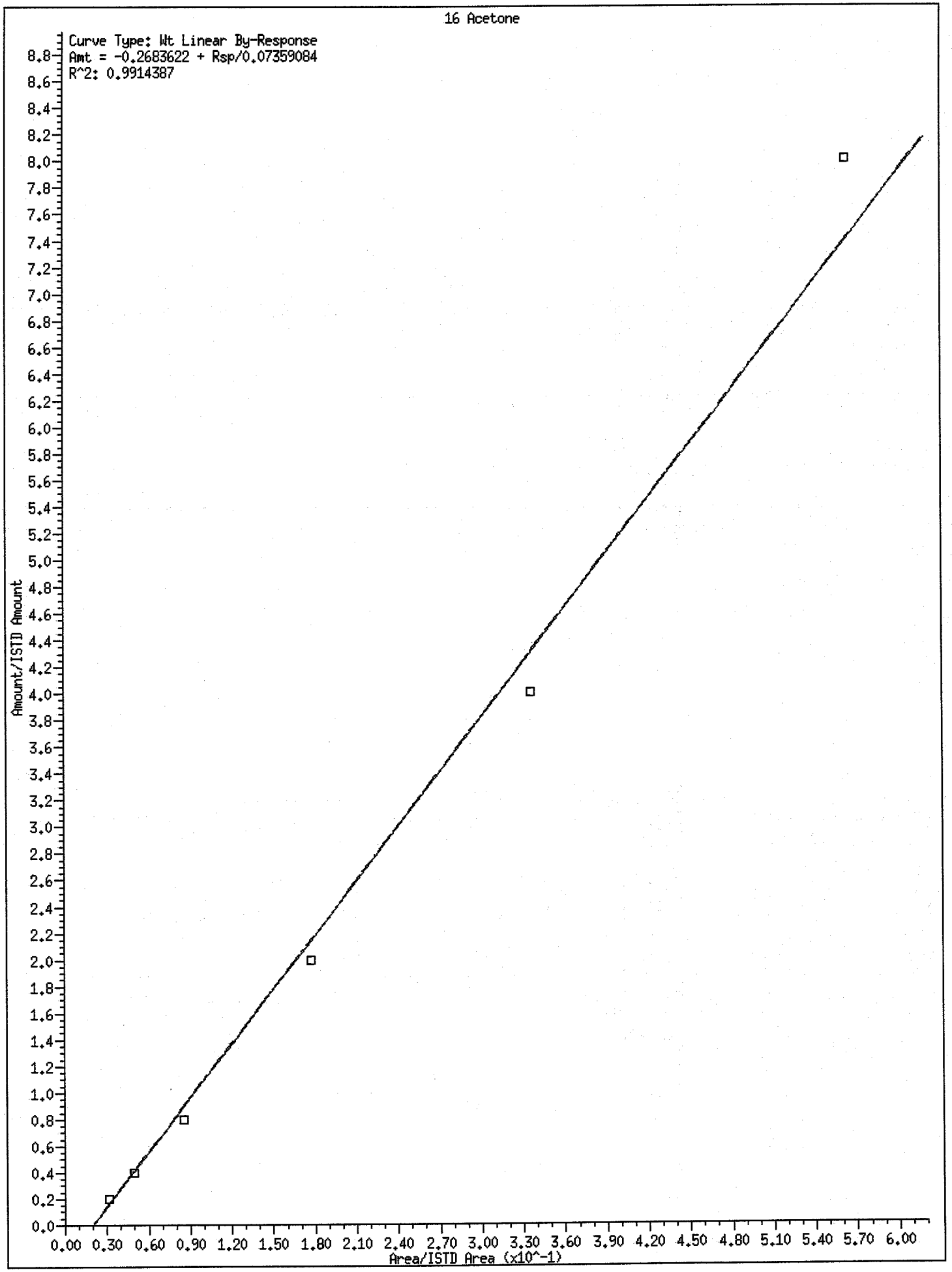
16 Acetone
Curve Type: Wt Linear By-Response
Amt = -0.2683622 + Rsp/0.07359084
R^2: 0.9914387
Amount/ISTD Amount
Area/ISTD Area (x10^-1)
0.0 0.2 0.4 0.6 0.8 1.0 1.2 1.4 1.6 1.8 2.0 2.2 2.4 2.6 2.8 3.0 3.2 3.4 3.6 3.8 4.0 4.2 4.4 4.6 4.8 5.0 5.2 5.4 5.6 5.8 6.0 6.2 6.4 6.6 6.8 7.0 7.2 7.4 7.6 7.8 8.0 8.2 8.4 8.6 8.8
0.00 0.30 0.60 0.90 1.20 1.50 1.80 2.10 2.40 2.70 3.00 3.30 3.60 3.90 4.20 4.50 4.80 5.10 5.40 5.70 6.00

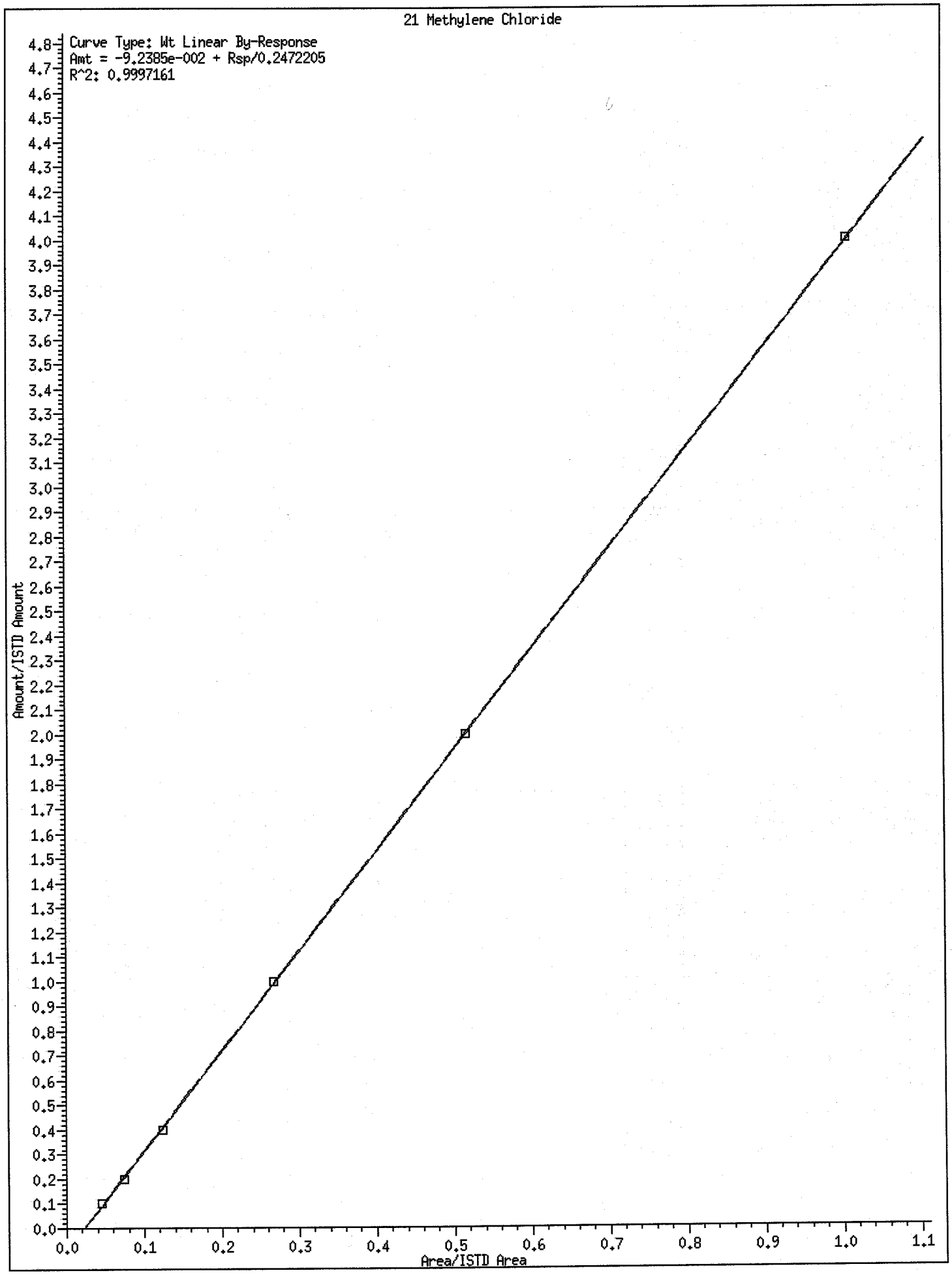
21 Methylene Chloride
Curve Type: Wt Linear By-Response
Amt = -9.2385e-002 + Rsp/0.2472205
R^2: 0.9997161
Amount/ISTD Amount
Area/ISTD Area
0.0
0.1
0.2
0.3
0.4
0.5
0.6
0.7
0.8
0.9
1.0
1.1
4.8
4.7
4.6
4.5
4.4
4.3
4.2
4.1
4.0
3.9
3.8
3.7
3.6
3.5
3.4
3.3
3.2
3.1
3.0
2.9
2.8
2.7
2.6
2.5
2.4
2.3
2.2
2.1
2.0
1.9
1.8
1.7
1.6
1.5
1.4
1.3
1.2
1.1
1.0
0.9
0.8
0.7
0.6
0.5
0.4
0.3
0.2
0.1
0.0

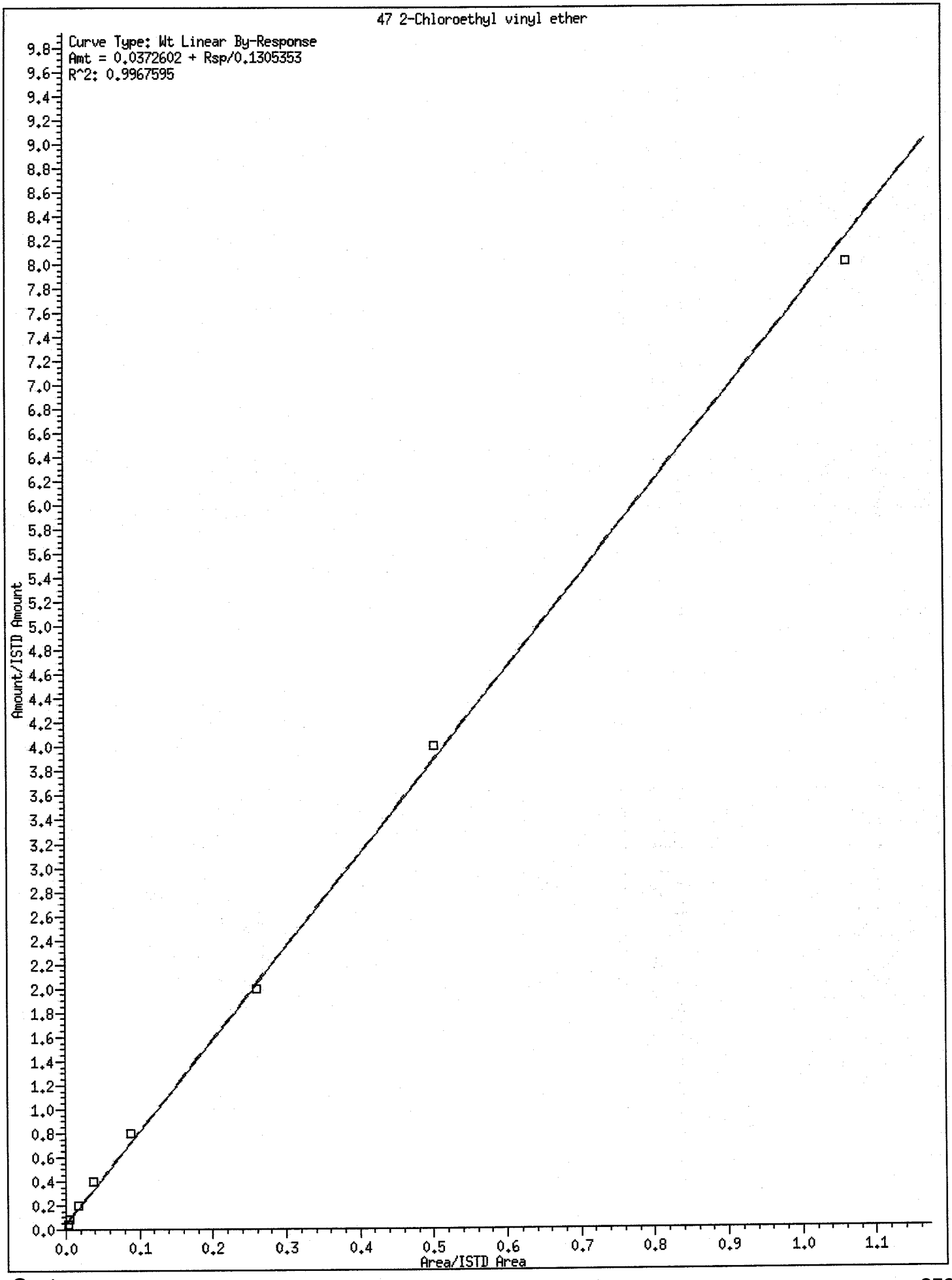
47 2-Chloroethyl vinyl ether
Curve Type: Wt Linear By-Response
Amt = 0.0372602 + Rsp/0.1305353
R^2: 0.9967595
Amount/ISTD Amount
Area/ISTD Area
0.0
0.1
0.2
0.3
0.4
0.5
0.6
0.7
0.8
0.9
1.0
1.1

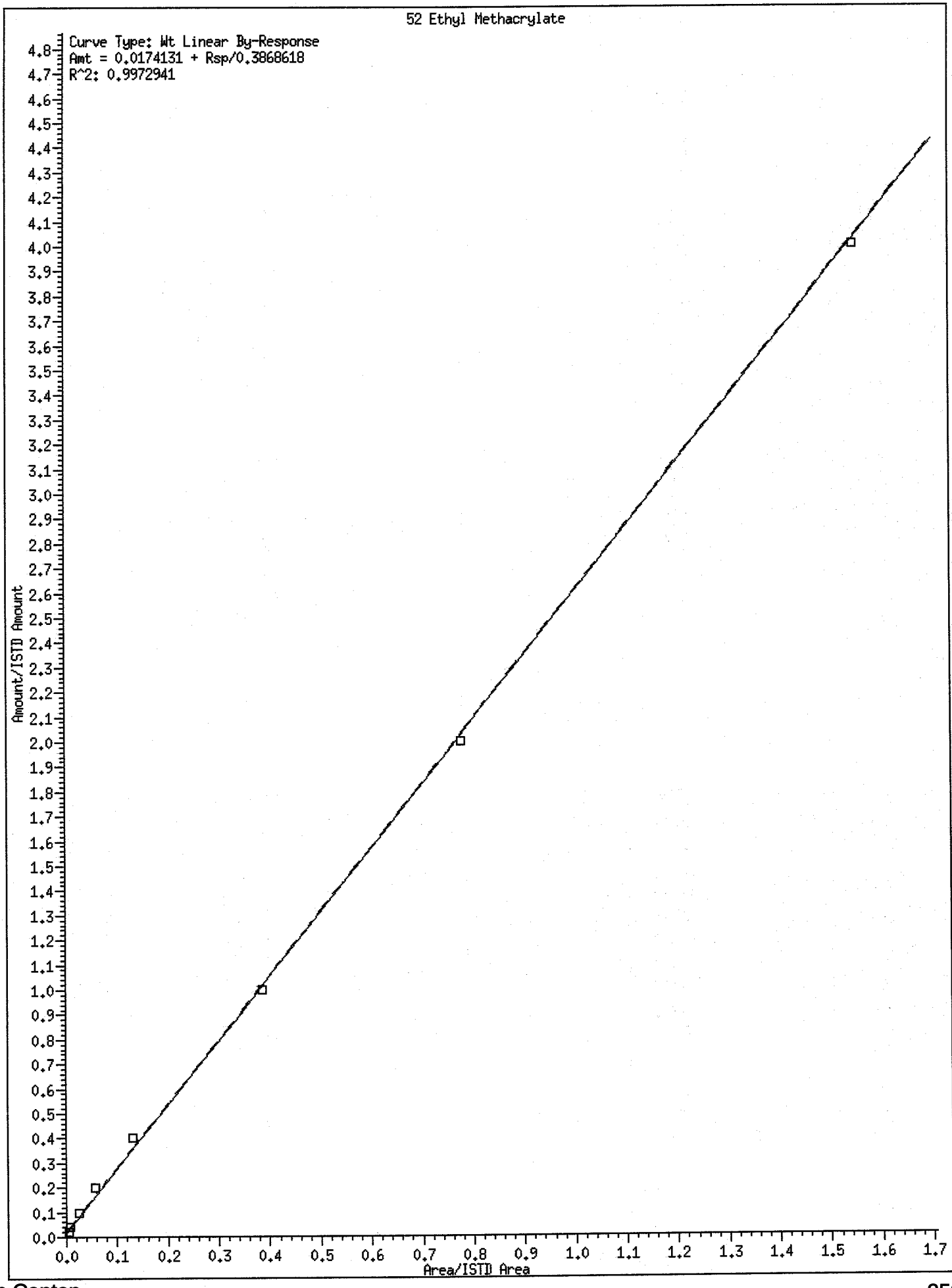
52 Ethyl Methacrylate
Curve Type: Wt Linear By-Response
Amt = 0.0174131 + Rsp/0.3868618
R^2: 0.9972941
Amount/ISTD Amount
Area/ISTD Area

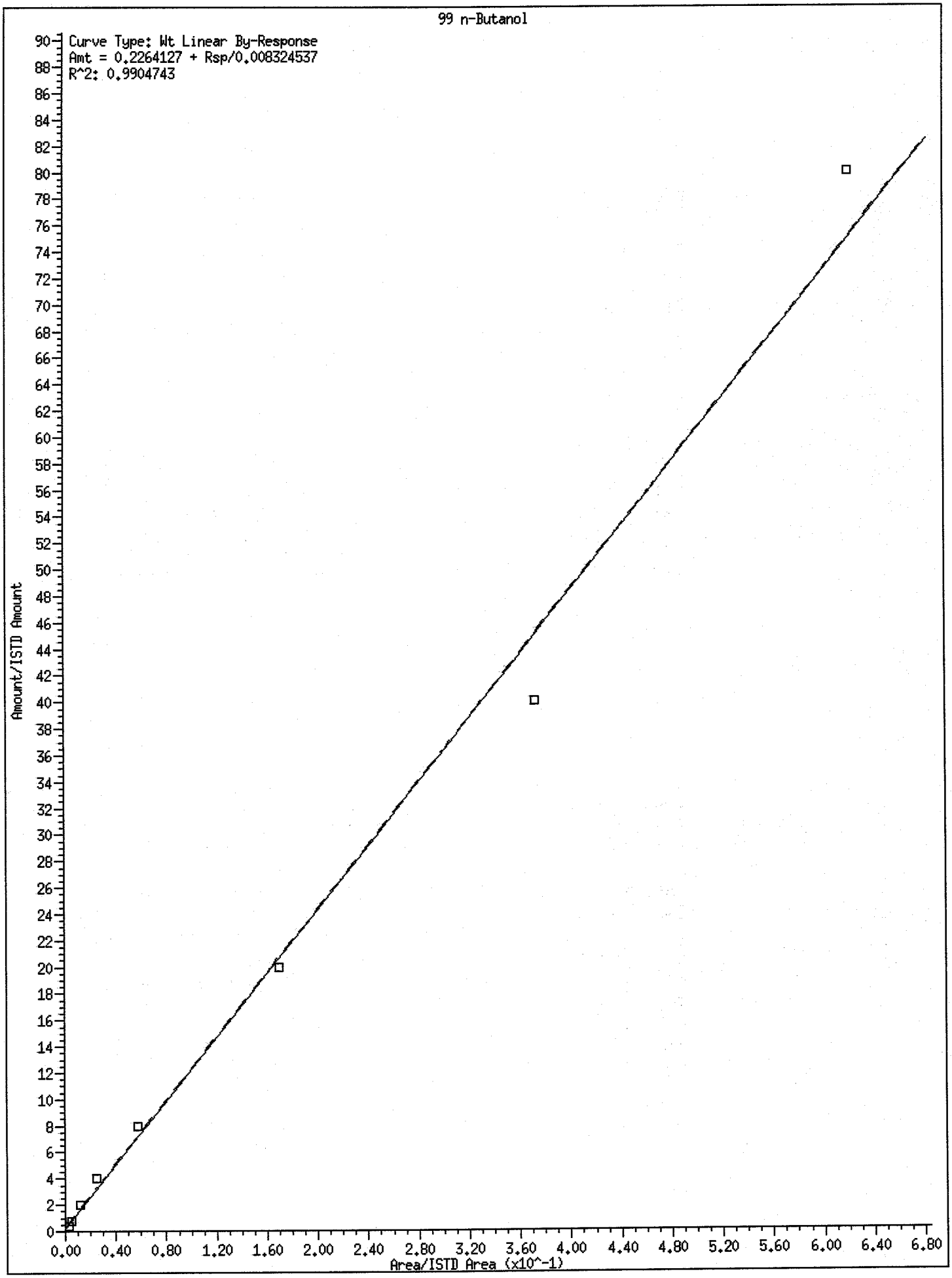
99 n-Butanol
Curve Type: Wt Linear By-Response
Amt = 0.2264127 + Rsp/0.008324537
R^2: 0.9904743
Amount/ISTD Amount
Area/ISTD Area (x10^-1)
0.00
0.40
0.80
1.20
1.60
2.00
2.40
2.80
3.20
3.60
4.00
4.40
4.80
5.20
5.60
6.00
6.40
6.80

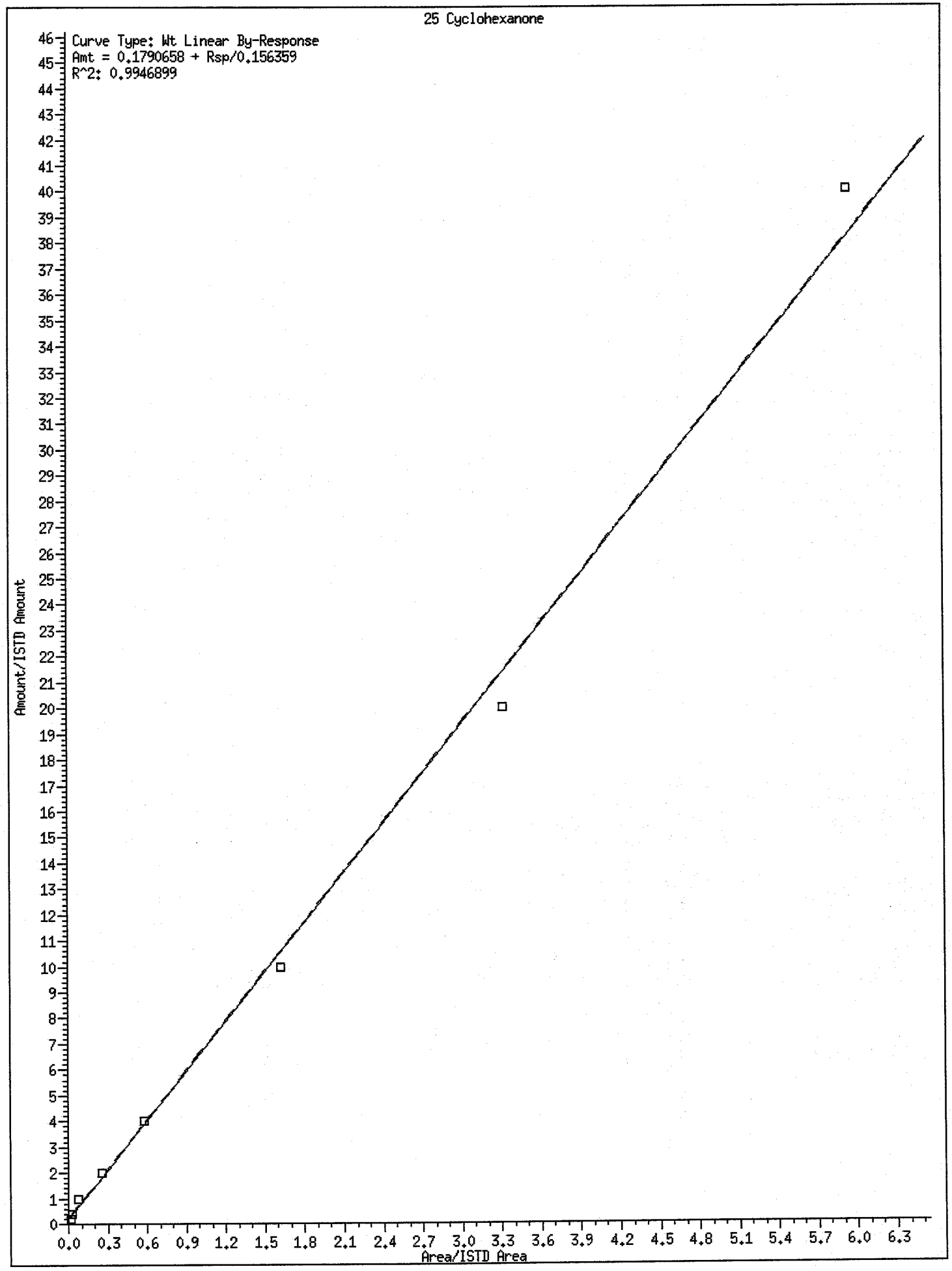
25 Cyclohexanone
Curve Type: Wt Linear By-Response
Amt = 0.1790658 + Rsp/0.156359
R^2: 0.9946899
Amount/ISTD Amount
Area/ISTD Area
0.0 0.3 0.6 0.9 1.2 1.5 1.8 2.1 2.4 2.7 3.0 3.3 3.6 3.9 4.2 4.5 4.8 5.1 5.4 5.7 6.0 6.3

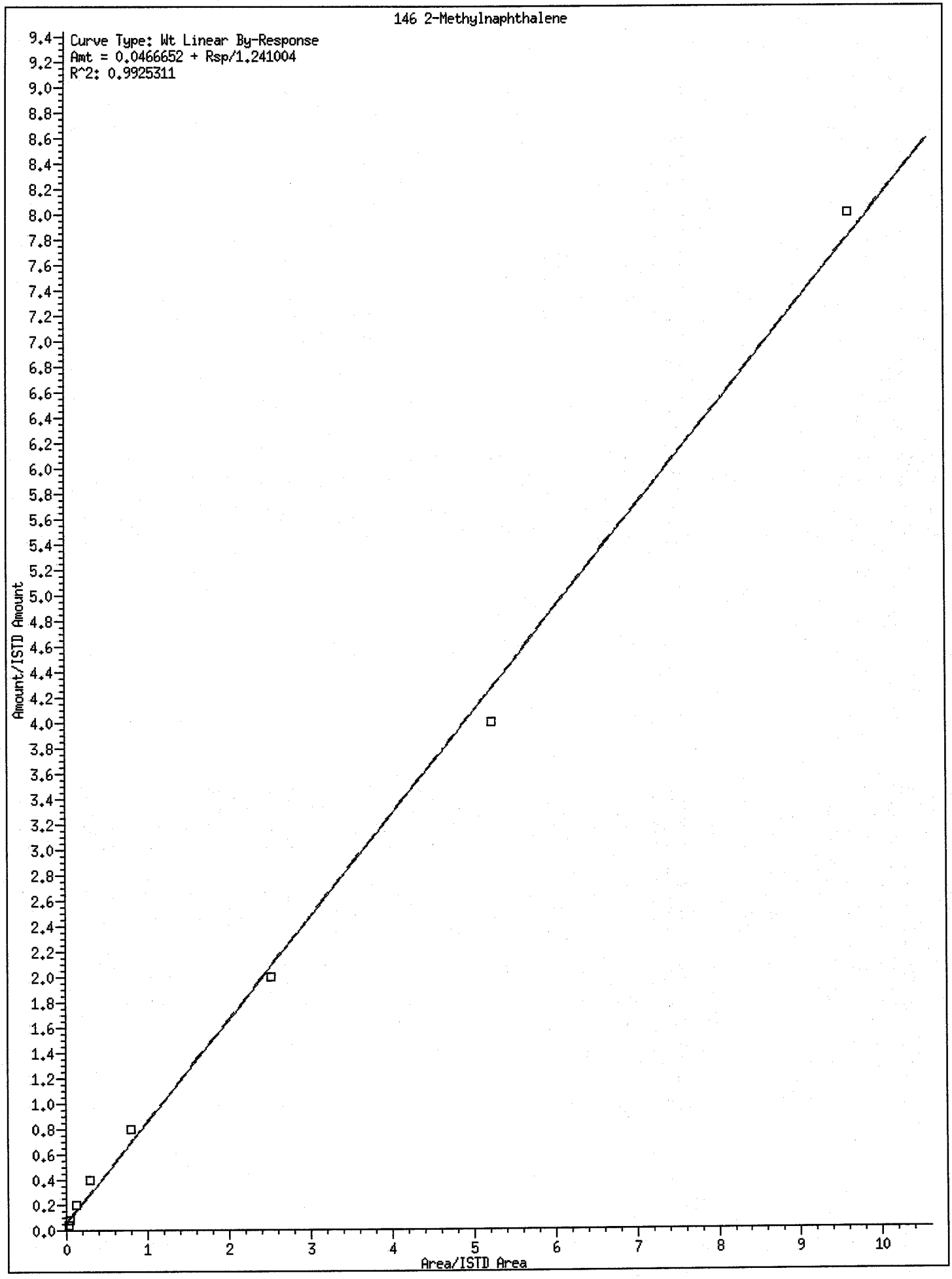
146 2-Methylnaphthalene
Curve Type: Wt Linear By-Response
Amt = 0.0466652 + Rsp/1.241004
R^2: 0.9925311
Amount/ISTD Amount
Area/ISTD Area
0.0
0.2
0.4
0.6
0.8
1.0
1.2
1.4
1.6
1.8
2.0
2.2
2.4
2.6
2.8
3.0
3.2
3.4
3.6
3.8
4.0
4.2
4.4
4.6
4.8
5.0
5.2
5.4
5.6
5.8
6.0
6.2
6.4
6.6
6.8
7.0
7.2
7.4
7.6
7.8
8.0
8.2
8.4
8.6
8.8
9.0
9.2
9.4
0
1
2
3
4
5
6
7
8
9
10

Data File: \\cansvr11\dd\chem\MSV\a3ux14.i\R00114A-IC.b\147352.D
Report Date: 15-Jan-2010 11:14

TestAmerica North Canton

VOLATILE REPORT SW-846 Method 8260A/8260B

Data file : \\cansvr11\dd\chem\MSV\a3ux14.i\R00114A-IC.b\147352.D
Lab Smp Id: 1000NG-IC
Inj Date : 14-JAN-2010 10:45
Operator : 2807 Inst ID: a3ux14.i
Smp Info : 1000NG-IC
Misc Info : R00114A-IC,8260SUX14,1-8260.SUB,2807,1,8
Comment :
Method : \\cansvr11\dd\chem\MSV\a3ux14.i\R00114A-IC.b\8260SUX14.m
Meth Date : 15-Jan-2010 11:14 a3ux14.i Quant Type: ISTD
Cal Date : 14-JAN-2010 17:14 Cal File: 147369.D
Als bottle: 2 Calibration Sample, Level: 8
Dil Factor: 1.00000
Integrator: HP RTE Compound Sublist: 1-8260.SUB
Target Version: 4.14
Processing Host: CANPMSV26

Concentration Formula: Amt * DF * 1/Vo * CpndVariable

Name	Value	Description
DF	1.000	Dilution Factor
Vo	5.000	Sample Volume
Va	100.000	Injection Volume
Cpnd Variable		Local Compound Variable

Compounds	QUANT SIG MASS	RT	EXP RT	REL RT	RESPONSE	AMOUNTS CAL-AMT (ng)	AMOUNTS ON-COL (ng)
* 1 Fluorobenzene	96	6.599	6.599	(1.000)	1586660	250.000	
* 2 Chlorobenzene-d5	117	9.333	9.333	(1.000)	1191268	250.000	
* 3 1,4-Dichlorobenzene-d4	152	11.309	11.309	(1.000)	599657	250.000	
$ 4 Dibromofluoromethane	113	5.901	5.901	(0.894)	1550872	1000.00	887.21
$ 5 1,2-Dichloroethane-d4	65	6.244	6.244	(0.946)	1597211	1000.00	891.20
$ 6 Toluene-d8	98	8.090	8.090	(0.867)	6347919	1000.00	982.95
$ 7 Bromofluorobenzene	95	10.327	10.327	(0.913)	2189170	1000.00	984.57
8 Dichlorodifluoromethane	85	1.298	1.298	(0.197)	1621536	1000.00	1010.4(A)
9 Chloromethane	50	1.452	1.452	(0.220)	2130506	1000.00	918.30
10 Vinyl Chloride	62	1.570	1.570	(0.238)	1707911	1000.00	975.98
12 Chloroethane	64	1.973	1.973	(0.299)	705117	1000.00	683.26
13 Trichlorofluoromethane	101	2.268	2.268	(0.344)	1764921	1000.00	1047.2(A)
15 Acrolein	56	2.730	2.730	(0.414)	1480430	10000.0	7423.8
16 Acetone	43	2.943	2.943	(0.446)	894409	2000.00	1338.7
17 1,1-Dichloroethene	96	2.848	2.848	(0.432)	1488368	1000.00	981.82
18 Freon-113	151	2.884	2.884	(0.437)	1284629	1000.00	1055.2(A)
19 Iodomethane	142	3.014	3.014	(0.457)	2575142	1000.00	996.67
20 Carbon Disulfide	76	3.097	3.097	(0.469)	4682251	1000.00	1078.4(A)
21 Methylene Chloride	84	3.499	3.499	(0.530)	1601722	1000.00	787.44
22 Acetonitrile	41	3.286	3.286	(0.498)	1701843	10000.0	8085.7
23 Acrylonitrile	53	3.890	3.890	(0.589)	1115549	2000.00	1786.4
24 Methyl tert-butyl ether	73	3.972	3.972	(0.602)	4102482	1000.00	1041.6(A)

Data File: \\cansvr11\dd\chem\MSV\a3ux14.i\R00114A-IC.b\147352.D
Report Date: 15-Jan-2010 11:14

	Compounds	QUANT SIG MASS	RT	EXP RT	REL RT	RESPONSE	AMOUNTS CAL-AMT (ng)	AMOUNTS ON-COL (ng)
	25 trans-1,2-Dichloroethene	96	3.925	3.925	(0.595)	1684085	1000.00	956.64
	26 Hexane	86	4.387	4.387	(0.665)	426926	1000.00	1050.9(A)
	27 Vinyl acetate	43	4.694	4.694	(0.711)	2331140	1000.00	1147.8(A)
	154 Vinyl Acetate**2nd**	86	4.694	4.694	(0.711)	201884	1000.00	1115.6(A)
	28 1,1-Dichloroethane	63	4.564	4.564	(0.692)	3144585	1000.00	998.26
	29 tert-Butyl Alcohol	59	3.795	3.795	(0.575)	2645703	20000.0	18434
	30 2-Butanone	43	5.380	5.380	(0.815)	1433284	2000.00	1762.8
M	31 1,2-Dichloroethene (total)	96				3475574	2000.00	
	32 cis-1,2-dichloroethene	96	5.333	5.333	(0.808)	1791489	1000.00	993.19
	33 2,2-Dichloropropane	77	5.321	5.321	(0.806)	1334401	1000.00	1082.7(A)
	34 Bromochloromethane	128	5.605	5.605	(0.849)	824533	1000.00	940.48
	35 Chloroform	83	5.724	5.724	(0.867)	2851538	1000.00	987.55
	36 Tetrahydrofuran	42	5.676	5.676	(0.860)	478646	1000.00	908.86
	37 1,1,1-Trichloroethane	97	5.901	5.901	(0.894)	2222868	1000.00	1064.7(A)
	38 1,1-Dichloropropene	75	6.090	6.090	(0.923)	2396279	1000.00	1094.5(A)
	39 Carbon Tetrachloride	117	6.090	6.090	(0.923)	1963226	1000.00	1081.8(A)
	40 1,2-Dichloroethane	62	6.327	6.327	(0.959)	2051530	1000.00	959.96
	41 Benzene	78	6.303	6.303	(0.955)	6854817	1000.00	999.52
	42 Trichloroethene	130	6.966	6.966	(1.056)	1925055	1000.00	1018.5(A)
	43 1,2-Dichloropropane	63	7.167	7.167	(1.086)	1788554	1000.00	1041.0(A)
	44 1,4-Dioxane	88	7.309	7.309	(1.108)	697021	50000.0	49168
	45 Dibromomethane	93	7.274	7.274	(1.102)	850550	1000.00	972.11
	46 Bromodichloromethane	83	7.439	7.439	(1.127)	1962059	1000.00	1106.3(A)
	47 2-Chloroethyl vinyl ether	63	7.723	7.723	(1.170)	1691171	2000.00	2615.4(A)
	48 cis-1,3-Dichloropropene	75	7.842	7.842	(1.188)	2485625	1000.00	1139.5(A)
	49 4-Methyl-2-pentanone	43	7.996	7.996	(0.857)	2976998	2000.00	2069.4(A)
	50 Toluene	91	8.149	8.149	(0.873)	7611084	1000.00	1081.7(A)
	51 trans-1,3-Dichloropropene	75	8.339	8.339	(0.894)	2127124	1000.00	1150.3(A)
	52 Ethyl Methacrylate	69	8.433	8.433	(0.904)	1845847	1000.00	1259.8(A)
	53 1,1,2-Trichloroethane	97	8.493	8.493	(0.910)	1244203	1000.00	991.27
	54 1,3-Dichloropropane	76	8.635	8.635	(0.925)	2163749	1000.00	1028.9(A)
	55 Tetrachloroethene	164	8.623	8.623	(0.924)	1517192	1000.00	1021.4(A)
	56 2-Hexanone	43	8.717	8.717	(0.934)	2084655	2000.00	2103.4(A)
	57 Dibromochloromethane	129	8.836	8.836	(0.947)	1525332	1000.00	1164.2(A)
	58 1,2-Dibromoethane	107	8.930	8.930	(0.957)	1243278	1000.00	1025.9(A)
	59 Chlorobenzene	112	9.356	9.356	(1.003)	4838972	1000.00	1000.6(A)
	60 1,1,1,2-Tetrachloroethane	131	9.427	9.427	(1.010)	1614150	1000.00	1052.3(A)
	61 Ethylbenzene	106	9.451	9.451	(1.013)	2694319	1000.00	1080.9(A)
	62 m + p-Xylene	106	9.558	9.558	(1.024)	6484192	2000.00	2150.1(A)
	64 Xylene-o	106	9.889	9.889	(1.060)	2990740	1000.00	1052.5(A)
	65 Styrene	104	9.901	9.901	(1.061)	5037155	1000.00	1115.2(A)
	66 Bromoform	173	10.054	10.054	(1.077)	931775	1000.00	1174.6(A)
	67 Isopropylbenzene	105	10.208	10.208	(1.094)	8391727	1000.00	1100.4(A)
	68 1,1,2,2-Tetrachloroethane	83	10.445	10.445	(0.924)	1479864	1000.00	1006.0(A)
	69 1,4-Dichloro-2-butene	53	10.492	10.492	(0.928)	512747	1000.00	1123.5(A)
	70 1,2,3-Trichloropropane	110	10.480	10.480	(0.927)	421003	1000.00	987.60
	71 Bromobenzene	156	10.457	10.457	(0.925)	1871938	1000.00	1060.2(A)
	72 n-Propylbenzene	120	10.551	10.551	(0.933)	2301331	1000.00	1121.0(A)
	73 2-Chlorotoluene	126	10.622	10.622	(0.939)	1874900	1000.00	1122.6(A)
	74 1,3,5-Trimethylbenzene	105	10.693	10.693	(0.946)	6622219	1000.00	1164.7(A)
	75 4-Chlorotoluene	126	10.717	10.717	(0.948)	1905045	1000.00	1080.3(A)
	76 tert-Butylbenzene	119	10.977	10.977	(0.971)	6133820	1000.00	1165.1(A)
	77 1,2,4-Trimethylbenzene	105	11.013	11.013	(0.974)	6761362	1000.00	1165.0(A)
	78 sec-Butylbenzene	105	11.155	11.155	(0.986)	8903000	1000.00	1175.9(A)

Data File: \\cansvr11\dd\chem\MSV\a3ux14.i\R00114A-IC.b\147352.D
Report Date: 15-Jan-2010 11:14

	Compounds	QUANT SIG MASS	RT	EXP RT	REL RT	RESPONSE	AMOUNTS CAL-AMT (ng)	AMOUNTS ON-COL (ng)
79	4-Isopropyltoluene	119	11.285	11.285	(0.998)	7327000	1000.00	1138.6(A)
80	1,3-Dichlorobenzene	146	11.250	11.250	(0.995)	3517499	1000.00	1049.3(A)
81	1,4-Dichlorobenzene	146	11.321	11.321	(1.001)	3535389	1000.00	994.14
82	n-Butylbenzene	91	11.628	11.628	(1.028)	6430037	1000.00	1151.6(A)
83	1,2-Dichlorobenzene	146	11.640	11.640	(1.029)	3142614	1000.00	1001.3(A)
84	1,2-Dibromo-3-chloropropane	157	12.291	12.291	(1.087)	283496	1000.00	1116.7(A)
85	1,2,4-Trichlorobenzene	180	12.989	12.989	(1.149)	2326689	1000.00	1145.6(A)
87	Naphthalene	128	13.178	13.178	(1.165)	5142201	1000.00	1100.1(A)
86	Hexachlorobutadiene	225	13.131	13.131	(1.161)	1438134	1000.00	1104.6(A)
88	1,2,3-Trichlorobenzene	180	13.380	13.380	(1.183)	2128579	1000.00	1063.9(A)
98	Cyclohexane	56	5.960	5.960	(0.903)	4130035	1000.00	1108.7(A)
143	Methyl Acetate	43	3.393	3.393	(0.514)	2683177	2000.00	1740.0
144	Methylcyclohexane	83	7.144	7.144	(1.082)	3547186	1000.00	1113.7(A)
141	1,3,5-Trichlorobenzene	180	12.480	12.480	(1.104)	2667564	1000.00	1113.8(A)

QC Flag Legend

A - Target compound detected but, quantitated amount exceeded maximum amount.

Data File: \\cansvr11\dd\chem\MSV\a3ux14.i\R00114A-IC.b\147352.D
Report Date: 15-Jan-2010 11:14

TestAmerica North Canton

INTERNAL STANDARD COMPOUNDS
AREA AND RT SUMMARY

Instrument ID: a3ux14.i
Lab File ID: 147352.D
Lab Smp Id: 1000NG-IC
Analysis Type: VOA
Quant Type: ISTD
Operator: 2807
Method File: \\cansvr11\dd\chem\MSV\a3ux14.i\R00114A-IC.b\8260SUX14.m
Misc Info: R00114A-IC,8260SUX14,1-8260.SUB,2807,1,8

Calibration Date: 14-JAN-2010
Calibration Time: 15:16

Level: LOW
Sample Type: SOIL

COMPOUND	STANDARD	AREA LIMIT LOWER	AREA LIMIT UPPER	SAMPLE	%DIFF
1 Fluorobenzene	1426757	713379	2853514	1586660	11.21
2 Chlorobenzene-d5	1019841	509921	2039682	1191268	16.81
3 1,4-Dichlorobenze	550598	275299	1101196	599657	8.91

COMPOUND	STANDARD	RT LIMIT LOWER	RT LIMIT UPPER	SAMPLE	%DIFF
1 Fluorobenzene	6.60	6.10	7.10	6.60	0.00
2 Chlorobenzene-d5	9.33	8.83	9.83	9.33	0.00
3 1,4-Dichlorobenze	11.31	10.81	11.81	11.31	0.00

AREA UPPER LIMIT = +100% of internal standard area.
AREA LOWER LIMIT = - 50% of internal standard area.
RT UPPER LIMIT = + 0.50 minutes of internal standard RT.
RT LOWER LIMIT = - 0.50 minutes of internal standard RT.

Data File: \\cansvr11\dd\chem\MSV\a3ux14.i\R00114A-IC.b\147352.D
Date : 14-JAN-2010 10:45
Client ID:
Sample Info: 1000NG-IC
Purge Volume: 5.0
Column phase: DB624

Instrument: a3ux14.i
Operator: 2807
Column diameter: 0.18



Data File: \\cansvr11\dd\chem\MSV\a3ux14.i\R00114A-IC.b\147353.D
Report Date: 15-Jan-2010 11:14

TestAmerica North Canton

VOLATILE REPORT SW-846 Method 8260A/8260B

Data file : \\cansvr11\dd\chem\MSV\a3ux14.i\R00114A-IC.b\147353.D
Lab Smp Id: 500NG-IC
Inj Date : 14-JAN-2010 11:07
Operator : 2807 Inst ID: a3ux14.i
Smp Info : 500NG-IC
Misc Info : R00114A-IC,8260SUX14,1-8260.SUB,2807,1,7
Comment :
Method : \\cansvr11\dd\chem\MSV\a3ux14.i\R00114A-IC.b\8260SUX14.m
Meth Date : 15-Jan-2010 11:14 a3ux14.i Quant Type: ISTD
Cal Date : 14-JAN-2010 14:30 Cal File: 147362.D
Als bottle: 3 Calibration Sample, Level: 7
Dil Factor: 1.00000
Integrator: HP RTE Compound Sublist: 1-8260.SUB
Target Version: 4.14
Processing Host: CANPMSV26

Concentration Formula: Amt * DF * 1/Vo * CpndVariable

Name	Value	Description
DF	1.000	Dilution Factor
Vo	5.000	Sample Volume
Va	100.000	Injection Volume
Cpnd Variable		Local Compound Variable

	Compounds	QUANT SIG MASS	RT	EXP RT	REL RT	RESPONSE	AMOUNTS CAL-AMT (ng)	AMOUNTS ON-COL (ng)
*	1 Fluorobenzene	96	6.599	6.599	(1.000)	1611295	250.000	
*	2 Chlorobenzene-d5	117	9.333	9.333	(1.000)	1183987	250.000	
*	3 1,4-Dichlorobenzene-d4	152	11.309	11.309	(1.000)	632285	250.000	
$	4 Dibromofluoromethane	113	5.901	5.901	(0.894)	808217	500.000	455.29
$	5 1,2-Dichloroethane-d4	65	6.244	6.244	(0.946)	827807	500.000	454.83
$	6 Toluene-d8	98	8.090	8.090	(0.867)	3110681	500.000	484.64
$	7 Bromofluorobenzene	95	10.327	10.327	(0.913)	1124235	500.000	479.53
	8 Dichlorodifluoromethane	85	1.298	1.298	(0.197)	817803	500.000	501.81
	9 Chloromethane	50	1.452	1.452	(0.220)	1112293	500.000	472.10
	10 Vinyl Chloride	62	1.570	1.570	(0.238)	852541	500.000	479.73
	12 Chloroethane	64	1.996	1.996	(0.303)	425274	500.000	405.79
	13 Trichlorofluoromethane	101	2.268	2.268	(0.344)	884302	500.000	516.70
	15 Acrolein	56	2.730	2.730	(0.414)	1007152	5000.00	4973.2
	16 Acetone	43	2.931	2.931	(0.444)	541674	1000.00	798.35
	17 1,1-Dichloroethene	96	2.848	2.848	(0.432)	748607	500.000	486.28
	18 Freon-113	151	2.884	2.884	(0.437)	633881	500.000	512.70
	19 Iodomethane	142	3.026	3.026	(0.459)	1275909	500.000	486.27
	20 Carbon Disulfide	76	3.097	3.097	(0.469)	2279280	500.000	516.91
	21 Methylene Chloride	84	3.511	3.511	(0.532)	832867	500.000	403.20
	22 Acetonitrile	41	3.286	3.286	(0.498)	982098	5000.00	4594.7
	23 Acrylonitrile	53	3.889	3.889	(0.589)	628461	1000.00	991.00
	24 Methyl tert-butyl ether	73	3.972	3.972	(0.602)	2182635	500.000	545.70

Data File: \\cansvr11\dd\chem\MSV\a3ux14.i\R00114A-IC.b\147353.D
Report Date: 15-Jan-2010 11:14

	Compounds	QUANT SIG MASS	RT	EXP RT	REL RT	RESPONSE	AMOUNTS CAL-AMT (ng)	AMOUNTS ON-COL (ng)
	25 trans-1,2-Dichloroethene	96	3.925	3.925	(0.595)	869075	500.000	486.13
	26 Hexane	86	4.386	4.386	(0.665)	209213	500.000	507.11
	27 Vinyl acetate	43	4.694	4.694	(0.711)	1191034	500.000	577.46
	154 Vinyl Acetate**2nd**	86	4.694	4.694	(0.711)	100038	500.000	544.36(A)
	28 1,1-Dichloroethane	63	4.564	4.564	(0.692)	1588852	500.000	496.68
	29 tert-Butyl Alcohol	59	3.783	3.783	(0.573)	1633101	10000.0	11205
	30 2-Butanone	43	5.380	5.380	(0.815)	800456	1000.00	969.44
M	31 1,2-Dichloroethene (total)	96				1794194	1000.00	
	32 cis-1,2-dichloroethene	96	5.333	5.333	(0.808)	925119	500.000	505.04
	33 2,2-Dichloropropane	77	5.321	5.321	(0.806)	662959	500.000	529.67
	34 Bromochloromethane	128	5.605	5.605	(0.849)	433029	500.000	486.37
	35 Chloroform	83	5.724	5.724	(0.867)	1441907	500.000	491.73
	36 Tetrahydrofuran	42	5.676	5.676	(0.860)	270616	500.000	505.99
	37 1,1,1-Trichloroethane	97	5.901	5.901	(0.894)	1084735	500.000	511.60
	38 1,1-Dichloropropene	75	6.090	6.090	(0.923)	1173894	500.000	527.97
	39 Carbon Tetrachloride	117	6.090	6.090	(0.923)	972528	500.000	527.73
	40 1,2-Dichloroethane	62	6.327	6.327	(0.959)	1050813	500.000	484.18
	41 Benzene	78	6.303	6.303	(0.955)	3419599	500.000	491.00
	42 Trichloroethene	130	6.966	6.966	(1.056)	950868	500.000	495.38
	43 1,2-Dichloropropane	63	7.167	7.167	(1.086)	876347	500.000	502.27
	44 1,4-Dioxane	88	7.309	7.309	(1.108)	393840	25000.0	27357
	45 Dibromomethane	93	7.274	7.274	(1.102)	432358	500.000	486.60
	46 Bromodichloromethane	83	7.439	7.439	(1.127)	963530	500.000	534.96
	47 2-Chloroethyl vinyl ether	63	7.723	7.723	(1.170)	810988	1000.00	1235.0
	48 cis-1,3-Dichloropropene	75	7.842	7.842	(1.188)	1186008	500.000	535.39
	49 4-Methyl-2-pentanone	43	7.995	7.995	(0.857)	1628664	1000.00	1139.1
	50 Toluene	91	8.149	8.149	(0.873)	3610620	500.000	516.31
	51 trans-1,3-Dichloropropene	75	8.339	8.339	(0.894)	1009101	500.000	549.06
	52 Ethyl Methacrylate	69	8.433	8.433	(0.904)	922275	500.000	633.30
	53 1,1,2-Trichloroethane	97	8.492	8.492	(0.910)	614927	500.000	492.93
	54 1,3-Dichloropropane	76	8.634	8.634	(0.925)	1066912	500.000	510.48
	55 Tetrachloroethene	164	8.623	8.623	(0.924)	738978	500.000	500.53
	56 2-Hexanone	43	8.717	8.717	(0.934)	1105371	1000.00	1122.2
	57 Dibromochloromethane	129	8.836	8.836	(0.947)	732609	500.000	562.60
	58 1,2-Dibromoethane	107	8.930	8.930	(0.957)	623710	500.000	517.83
	59 Chlorobenzene	112	9.356	9.356	(1.003)	2344155	500.000	487.68
	60 1,1,1,2-Tetrachloroethane	131	9.427	9.427	(1.010)	799795	500.000	524.63
	61 Ethylbenzene	106	9.451	9.451	(1.013)	1323176	500.000	534.08
	62 m + p-Xylene	106	9.557	9.557	(1.024)	3175551	1000.00	1059.5
	64 Xylene-o	106	9.889	9.889	(1.060)	1491345	500.000	528.07
	65 Styrene	104	9.901	9.901	(1.061)	2499222	500.000	556.73
	66 Bromoform	173	10.054	10.054	(1.077)	456635	500.000	579.20
	67 Isopropylbenzene	105	10.196	10.196	(1.093)	4111761	500.000	542.50
	68 1,1,2,2-Tetrachloroethane	83	10.445	10.445	(0.924)	801725	500.000	516.90
	69 1,4-Dichloro-2-butene	53	10.492	10.492	(0.928)	267390	500.000	555.65
	70 1,2,3-Trichloropropane	110	10.480	10.480	(0.927)	227481	500.000	506.09
	71 Bromobenzene	156	10.457	10.457	(0.925)	949762	500.000	510.17
	72 n-Propylbenzene	120	10.551	10.551	(0.933)	1132241	500.000	523.09
	73 2-Chlorotoluene	126	10.622	10.622	(0.939)	941850	500.000	534.85
	74 1,3,5-Trimethylbenzene	105	10.693	10.693	(0.946)	3256470	500.000	543.20
	75 4-Chlorotoluene	126	10.717	10.717	(0.948)	956975	500.000	514.68
	76 tert-Butylbenzene	119	10.977	10.977	(0.971)	3038792	500.000	547.42
	77 1,2,4-Trimethylbenzene	105	11.013	11.013	(0.974)	3311631	500.000	541.18
	78 sec-Butylbenzene	105	11.155	11.155	(0.986)	4409020	500.000	552.29

Data File: \\cansvr11\dd\chem\MSV\a3ux14.i\R00114A-IC.b\147353.D
Report Date: 15-Jan-2010 11:14

	Compounds	QUANT SIG MASS	RT	EXP RT	REL RT	RESPONSE	AMOUNTS CAL-AMT (ng)	AMOUNTS ON-COL (ng)
79	4-Isopropyltoluene	119	11.285	11.285	(0.998)	3591760	500.000	529.37
80	1,3-Dichlorobenzene	146	11.250	11.250	(0.995)	1769967	500.000	500.76
81	1,4-Dichlorobenzene	146	11.321	11.321	(1.001)	1766918	500.000	471.21
82	n-Butylbenzene	91	11.616	11.616	(1.027)	3155420	500.000	535.98
83	1,2-Dichlorobenzene	146	11.640	11.640	(1.029)	1620780	500.000	489.76
84	1,2-Dibromo-3-chloropropane	157	12.291	12.291	(1.087)	150998	500.000	564.12
85	1,2,4-Trichlorobenzene	180	12.989	12.989	(1.149)	1200894	500.000	560.76
87	Naphthalene	128	13.178	13.178	(1.165)	2772993	500.000	562.62
86	Hexachlorobutadiene	225	13.131	13.131	(1.161)	735292	500.000	535.62
88	1,2,3-Trichlorobenzene	180	13.379	13.379	(1.183)	1109186	500.000	525.80
98	Cyclohexane	56	5.960	5.960	(0.903)	2043763	500.000	540.26
143	Methyl Acetate	43	3.392	3.392	(0.514)	1507678	1000.00	962.76
144	Methylcyclohexane	83	7.144	7.144	(1.082)	1779716	500.000	550.25
141	1,3,5-Trichlorobenzene	180	12.480	12.480	(1.104)	1338420	500.000	530.02

QC Flag Legend

A - Target compound detected but, quantitated amount exceeded maximum amount.

Data File: \\cansvr11\dd\chem\MSV\a3ux14.i\R00114A-IC.b\147353.D
Report Date: 15-Jan-2010 11:14

TestAmerica North Canton

INTERNAL STANDARD COMPOUNDS
AREA AND RT SUMMARY

Instrument ID: a3ux14.i
Lab File ID: 147353.D
Lab Smp Id: 500NG-IC
Analysis Type: VOA
Quant Type: ISTD
Operator: 2807
Calibration Date: 14-JAN-2010
Calibration Time: 15:16
Level: LOW
Sample Type: SOIL
Method File: \\cansvr11\dd\chem\MSV\a3ux14.i\R00114A-IC.b\8260SUX14.m
Misc Info: R00114A-IC,8260SUX14,1-8260.SUB,2807,1,7

COMPOUND	STANDARD	AREA LIMIT LOWER	AREA LIMIT UPPER	SAMPLE	%DIFF
1 Fluorobenzene	1426757	713379	2853514	1611295	12.93
2 Chlorobenzene-d5	1019841	509921	2039682	1183987	16.10
3 1,4-Dichlorobenze	550598	275299	1101196	632285	14.84

COMPOUND	STANDARD	RT LIMIT LOWER	RT LIMIT UPPER	SAMPLE	%DIFF
1 Fluorobenzene	6.60	6.10	7.10	6.60	-0.00
2 Chlorobenzene-d5	9.33	8.83	9.83	9.33	-0.00
3 1,4-Dichlorobenze	11.31	10.81	11.81	11.31	-0.00

AREA UPPER LIMIT = +100% of internal standard area.
AREA LOWER LIMIT = - 50% of internal standard area.
RT UPPER LIMIT = + 0.50 minutes of internal standard RT.
RT LOWER LIMIT = - 0.50 minutes of internal standard RT.



Data File: \\cansvr11\dd\chem\MSV\a3ux14.i\R00114A-IC.b\147353.D
Date : 14-JAN-2010 11:07
Client ID:
Sample Info: 500NG-IC
Purge Volume: 5.0
Column phase: DB624

Instrument: a3ux14.i
Operator: 2807
Column diameter: 0.18

Data File: \\cansvr11\dd\chem\MSV\a3ux14.i\R00114A-IC.b\147354.D
Report Date: 15-Jan-2010 11:14

TestAmerica North Canton

VOLATILE REPORT SW-846 Method 8260A/8260B

Data file : \\cansvr11\dd\chem\MSV\a3ux14.i\R00114A-IC.b\147354.D
Lab Smp Id: 250NG-IC
Inj Date : 14-JAN-2010 11:29
Operator : 2807 Inst ID: a3ux14.i
Smp Info : 250NG-IC
Misc Info : R00114A-IC,8260SUX14,1-8260.SUB,2807,1,6
Comment :
Method : \\cansvr11\dd\chem\MSV\a3ux14.i\R00114A-IC.b\8260SUX14.m
Meth Date : 15-Jan-2010 11:14 a3ux14.i Quant Type: ISTD
Cal Date : 14-JAN-2010 14:53 Cal File: 147363.D
Als bottle: 4 Calibration Sample, Level: 6
Dil Factor: 1.00000
Integrator: HP RTE Compound Sublist: 1-8260.SUB
Target Version: 4.14
Processing Host: CANPMSV26

Concentration Formula: Amt * DF * 1/Vo * CpndVariable

Name	Value	Description
DF	1.000	Dilution Factor
Vo	5.000	Sample Volume
Va	100.000	Injection Volume
Cpnd Variable		Local Compound Variable

	Compounds	QUANT SIG MASS	RT	EXP RT	REL RT	RESPONSE	AMOUNTS CAL-AMT (ng)	AMOUNTS ON-COL (ng)
*	1 Fluorobenzene	96	6.599	6.599	(1.000)	1619446	250.000	
*	2 Chlorobenzene-d5	117	9.332	9.332	(1.000)	1224767	250.000	
*	3 1,4-Dichlorobenzene-d4	152	11.309	11.309	(1.000)	643485	250.000	
$	4 Dibromofluoromethane	113	5.901	5.901	(0.894)	413884	250.000	231.98
$	5 1,2-Dichloroethane-d4	65	6.244	6.244	(0.946)	420968	250.000	230.13
$	6 Toluene-d8	98	8.090	8.090	(0.867)	1674621	250.000	252.22
$	7 Bromofluorobenzene	95	10.326	10.326	(0.913)	619481	250.000	259.63
	8 Dichlorodifluoromethane	85	1.298	1.298	(0.197)	364014	250.000	222.24
	9 Chloromethane	50	1.452	1.452	(0.220)	541644	250.000	228.74
	10 Vinyl Chloride	62	1.570	1.570	(0.238)	425071	250.000	237.99
	12 Chloroethane	64	1.996	1.996	(0.303)	227426	250.000	215.92
	13 Trichlorofluoromethane	101	2.268	2.268	(0.344)	419397	250.000	243.82
	15 Acrolein	56	2.730	2.730	(0.414)	439435	2500.00	2159.0
	16 Acetone	43	2.931	2.931	(0.444)	288152	500.000	422.56
	17 1,1-Dichloroethene	96	2.848	2.848	(0.432)	370674	250.000	239.57
	18 Freon-113	151	2.884	2.884	(0.437)	310232	250.000	249.66
	19 Iodomethane	142	3.026	3.026	(0.459)	638457	250.000	242.10
	20 Carbon Disulfide	76	3.097	3.097	(0.469)	1111139	250.000	250.72
	21 Methylene Chloride	84	3.499	3.499	(0.530)	434370	250.000	209.22
	22 Acetonitrile	41	3.286	3.286	(0.498)	508675	2500.00	2367.8
	23 Acrylonitrile	53	3.889	3.889	(0.589)	318167	500.000	499.18
	24 Methyl tert-butyl ether	73	3.972	3.972	(0.602)	1081213	250.000	268.96

Data File: \\cansvr11\dd\chem\MSV\a3ux14.i\R00114A-IC.b\147354.D
Report Date: 15-Jan-2010 11:14

	Compounds	QUANT SIG MASS	RT	EXP RT	REL RT	RESPONSE	AMOUNTS CAL-AMT (ng)	AMOUNTS ON-COL (ng)
25	trans-1,2-Dichloroethene	96	3.925	3.925	(0.595)	430225	250.000	239.44
26	Hexane	86	4.386	4.386	(0.665)	103001	250.000	248.41
27	Vinyl acetate	43	4.694	4.694	(0.711)	589112	250.000	284.19
154	Vinyl Acetate**2nd**	86	4.694	4.694	(0.711)	51446	250.000	278.53(A)
28	1,1-Dichloroethane	63	4.564	4.564	(0.692)	786557	250.000	244.64
29	tert-Butyl Alcohol	59	3.771	3.771	(0.571)	827918	5000.00	5651.8
30	2-Butanone	43	5.380	5.380	(0.815)	416209	500.000	501.54
M 31	1,2-Dichloroethene (total)	96				886685	500.000	
32	cis-1,2-dichloroethene	96	5.333	5.333	(0.808)	456460	250.000	247.94
33	2,2-Dichloropropane	77	5.321	5.321	(0.806)	326656	250.000	259.67
34	Bromochloromethane	128	5.605	5.605	(0.849)	217808	250.000	243.41
35	Chloroform	83	5.723	5.723	(0.867)	722890	250.000	245.28
36	Tetrahydrofuran	42	5.676	5.676	(0.860)	133091	250.000	247.60
37	1,1,1-Trichloroethane	97	5.901	5.901	(0.894)	552049	250.000	259.06
38	1,1-Dichloropropene	75	6.090	6.090	(0.923)	581303	250.000	260.13
39	Carbon Tetrachloride	117	6.090	6.090	(0.923)	481856	250.000	260.16
40	1,2-Dichloroethane	62	6.327	6.327	(0.959)	546796	250.000	250.68
41	Benzene	78	6.303	6.303	(0.955)	1715431	250.000	245.07
42	Trichloroethene	130	6.966	6.966	(1.056)	478559	250.000	248.06
43	1,2-Dichloropropane	63	7.167	7.167	(1.086)	454374	250.000	259.11
44	1,4-Dioxane	88	7.309	7.309	(1.108)	211131	12500.0	14592
45	Dibromomethane	93	7.274	7.274	(1.102)	230786	250.000	258.43
46	Bromodichloromethane	83	7.439	7.439	(1.127)	477171	250.000	263.60
47	2-Chloroethyl vinyl ether	63	7.723	7.723	(1.170)	422388	500.000	639.99
48	cis-1,3-Dichloropropene	75	7.842	7.842	(1.188)	606890	250.000	272.58
49	4-Methyl-2-pentanone	43	7.995	7.995	(0.857)	839579	500.000	567.65
50	Toluene	91	8.137	8.137	(0.872)	1877729	250.000	259.57
51	trans-1,3-Dichloropropene	75	8.339	8.339	(0.893)	526568	250.000	276.97
52	Ethyl Methacrylate	69	8.433	8.433	(0.904)	473697	250.000	314.44
53	1,1,2-Trichloroethane	97	8.492	8.492	(0.910)	336495	250.000	260.76
54	1,3-Dichloropropane	76	8.634	8.634	(0.925)	576278	250.000	266.55
55	Tetrachloroethene	164	8.623	8.623	(0.924)	378117	250.000	247.58
56	2-Hexanone	43	8.717	8.717	(0.934)	605081	500.000	593.81
57	Dibromochloromethane	129	8.836	8.836	(0.947)	376520	250.000	279.52
58	1,2-Dibromoethane	107	8.930	8.930	(0.957)	330577	250.000	265.32
59	Chlorobenzene	112	9.356	9.356	(1.003)	1235592	250.000	248.50
60	1,1,1,2-Tetrachloroethane	131	9.427	9.427	(1.010)	411090	250.000	260.68
61	Ethylbenzene	106	9.451	9.451	(1.013)	689482	250.000	269.03
62	m + p-Xylene	106	9.557	9.557	(1.024)	1672769	500.000	539.51
64	Xylene-o	106	9.889	9.889	(1.060)	789267	250.000	270.17
65	Styrene	104	9.900	9.900	(1.061)	1291118	250.000	278.03
66	Bromoform	173	10.054	10.054	(1.077)	232356	250.000	284.91
67	Isopropylbenzene	105	10.196	10.196	(1.093)	2058444	250.000	262.54
68	1,1,2,2-Tetrachloroethane	83	10.445	10.445	(0.924)	427354	250.000	270.74
69	1,4-Dichloro-2-butene	53	10.492	10.492	(0.928)	138420	250.000	282.64
70	1,2,3-Trichloropropane	110	10.480	10.480	(0.927)	122385	250.000	267.54
71	Bromobenzene	156	10.457	10.457	(0.925)	497687	250.000	262.68
72	n-Propylbenzene	120	10.551	10.551	(0.933)	581642	250.000	264.04
73	2-Chlorotoluene	126	10.622	10.622	(0.939)	486572	250.000	271.50
74	1,3,5-Trimethylbenzene	105	10.693	10.693	(0.946)	1651064	250.000	270.62
75	4-Chlorotoluene	126	10.717	10.717	(0.948)	506966	250.000	267.91
76	tert-Butylbenzene	119	10.977	10.977	(0.971)	1539666	250.000	272.54
77	1,2,4-Trimethylbenzene	105	11.013	11.013	(0.974)	1675434	250.000	269.03
78	sec-Butylbenzene	105	11.155	11.155	(0.986)	2163556	250.000	266.30

Data File: \\cansvr11\dd\chem\MSV\a3ux14.i\R00114A-IC.b\147354.D
Report Date: 15-Jan-2010 11:14

	Compounds	QUANT SIG MASS	RT	EXP RT	REL RT	RESPONSE	AMOUNTS CAL-AMT (ng)	AMOUNTS ON-COL (ng)
79	4-Isopropyltoluene	119	11.273	11.273	(0.997)	1782706	250.000	258.17
80	1,3-Dichlorobenzene	146	11.249	11.249	(0.995)	899764	250.000	250.13
81	1,4-Dichlorobenzene	146	11.320	11.320	(1.001)	913730	250.000	239.44
82	n-Butylbenzene	91	11.616	11.616	(1.027)	1551747	250.000	258.99
83	1,2-Dichlorobenzene	146	11.640	11.640	(1.029)	824397	250.000	244.78
84	1,2-Dibromo-3-chloropropane	157	12.291	12.291	(1.087)	72772	250.000	267.14
85	1,2,4-Trichlorobenzene	180	12.989	12.989	(1.149)	582982	250.000	267.49
87	Naphthalene	128	13.178	13.178	(1.165)	1361478	250.000	271.43
86	Hexachlorobutadiene	225	13.131	13.131	(1.161)	351114	250.000	251.31
88	1,2,3-Trichlorobenzene	180	13.379	13.379	(1.183)	564311	250.000	262.85
98	Cyclohexane	56	5.960	5.960	(0.903)	999718	250.000	262.94
143	Methyl Acetate	43	3.392	3.392	(0.514)	767682	500.000	487.75
144	Methylcyclohexane	83	7.143	7.143	(1.082)	860368	250.000	264.67
141	1,3,5-Trichlorobenzene	180	12.480	12.480	(1.104)	675916	250.000	263.01

QC Flag Legend

A - Target compound detected but, quantitated amount exceeded maximum amount.

Data File: \\cansvr11\dd\chem\MSV\a3ux14.i\R00114A-IC.b\147354.D
Report Date: 15-Jan-2010 11:14

TestAmerica North Canton

INTERNAL STANDARD COMPOUNDS
AREA AND RT SUMMARY

Instrument ID: a3ux14.i
Lab File ID: 147354.D
Lab Smp Id: 250NG-IC
Analysis Type: VOA
Quant Type: ISTD
Operator: 2807
Calibration Date: 14-JAN-2010
Calibration Time: 11:29
Level: LOW
Sample Type: SOIL
Method File: \\cansvr11\dd\chem\MSV\a3ux14.i\R00114A-IC.b\8260SUX14.m
Misc Info: R00114A-IC,8260SUX14,1-8260.SUB,2807,1,6

COMPOUND	STANDARD	AREA LIMIT LOWER	AREA LIMIT UPPER	SAMPLE	%DIFF
1 Fluorobenzene	1619446	809723	3238892	1619446	0.00
2 Chlorobenzene-d5	1224767	612384	2449534	1224767	0.00
3 1,4-Dichlorobenze	643485	321743	1286970	643485	0.00

COMPOUND	STANDARD	RT LIMIT LOWER	RT LIMIT UPPER	SAMPLE	%DIFF
1 Fluorobenzene	6.60	6.10	7.10	6.60	0.00
2 Chlorobenzene-d5	9.33	8.83	9.83	9.33	0.00
3 1,4-Dichlorobenze	11.31	10.81	11.81	11.31	0.00

AREA UPPER LIMIT = +100% of internal standard area.
AREA LOWER LIMIT = - 50% of internal standard area.
RT UPPER LIMIT = + 0.50 minutes of internal standard RT.
RT LOWER LIMIT = - 0.50 minutes of internal standard RT.



Data File: \\cansvr11\dd\chem\MSV\a3ux14.i\R001140-IC.b\147354.D
Date : 14-JAN-2010 11:29
Client ID:
Sample Info: 250NG-IC
Purge Volume: 5.0
Column phase: DB624

Instrument: a3ux14.i
Operator: 2807
Column diameter: 0.18

Data File: \\cansvr11\dd\chem\MSV\a3ux14.i\R00114A-IC.b\147355.D
Report Date: 15-Jan-2010 11:14

TestAmerica North Canton

VOLATILE REPORT SW-846 Method 8260A/8260B

Data file : \\cansvr11\dd\chem\MSV\a3ux14.i\R00114A-IC.b\147355.D
Lab Smp Id: 100NG-IC
Inj Date : 14-JAN-2010 11:51
Operator : 2807 Inst ID: a3ux14.i
Smp Info : 100NG-IC
Misc Info : R00114A-IC,8260SUX14,1-8260.SUB,2807,1,5
Comment :
Method : \\cansvr11\dd\chem\MSV\a3ux14.i\R00114A-IC.b\8260SUX14.m
Meth Date : 15-Jan-2010 11:14 a3ux14.i Quant Type: ISTD
Cal Date : 14-JAN-2010 15:16 Cal File: 147364.D
Als bottle: 5 Calibration Sample, Level: 5
Dil Factor: 1.00000
Integrator: HP RTE Compound Sublist: 1-8260.SUB
Target Version: 4.14
Processing Host: CANPMSV26

Concentration Formula: Amt * DF * 1/Vo * CpndVariable

Name	Value	Description
DF	1.000	Dilution Factor
Vo	5.000	Sample Volume
Va	100.000	Injection Volume
Cpnd Variable		Local Compound Variable

	Compounds	QUANT SIG MASS	RT	EXP RT	REL RT	RESPONSE	AMOUNTS CAL-AMT (ng)	AMOUNTS ON-COL (ng)
* 1	Fluorobenzene	96	6.599	6.599	(1.000)	1524542	250.000	
* 2	Chlorobenzene-d5	117	9.333	9.333	(1.000)	1117293	250.000	
* 3	1,4-Dichlorobenzene-d4	152	11.309	11.309	(1.000)	622493	250.000	
$ 4	Dibromofluoromethane	113	5.901	5.901	(0.894)	159829	100.000	95.159
$ 5	1,2-Dichloroethane-d4	65	6.244	6.244	(0.946)	170851	100.000	99.214
$ 6	Toluene-d8	98	8.090	8.090	(0.867)	591596	100.000	97.671
$ 7	Bromofluorobenzene	95	10.327	10.327	(0.913)	222771	100.000	96.515
8	Dichlorodifluoromethane	85	1.310	1.310	(0.199)	157552	100.000	102.18
9	Chloromethane	50	1.452	1.452	(0.220)	216823	100.000	97.264
10	Vinyl Chloride	62	1.570	1.570	(0.238)	171915	100.000	102.24
12	Chloroethane	64	1.996	1.996	(0.303)	92672	100.000	93.458
13	Trichlorofluoromethane	101	2.280	2.280	(0.346)	168340	100.000	103.96
15	Acrolein	56	2.730	2.730	(0.414)	212537	1000.00	1109.2
16	Acetone	43	2.931	2.931	(0.444)	130272	200.000	202.93
17	1,1-Dichloroethene	96	2.860	2.860	(0.433)	146545	100.000	100.61
18	Freon-113	151	2.895	2.895	(0.439)	121696	100.000	104.03
19	Iodomethane	142	3.026	3.026	(0.459)	243565	100.000	98.109
20	Carbon Disulfide	76	3.097	3.097	(0.469)	413393	100.000	99.087
21	Methylene Chloride	84	3.511	3.511	(0.532)	190625	100.000	97.534
22	Acetonitrile	41	3.298	3.298	(0.500)	208855	1000.00	1032.7
23	Acrylonitrile	53	3.889	3.889	(0.589)	131345	200.000	218.90
24	Methyl tert-butyl ether	73	3.972	3.972	(0.602)	399967	100.000	105.69

Data File: \\cansvr11\dd\chem\MSV\a3ux14.i\R00114A-IC.b\147355.D
Report Date: 15-Jan-2010 11:14

	Compounds	QUANT SIG MASS	RT	EXP RT	REL RT	RESPONSE	AMOUNTS CAL-AMT (ng)	AMOUNTS ON-COL (ng)
25	trans-1,2-Dichloroethene	96	3.925	3.925	(0.595)	167162	100.000	98.825
26	Hexane	86	4.398	4.398	(0.666)	38663	100.000	99.048
27	Vinyl acetate	43	4.694	4.694	(0.711)	204087	100.000	104.58
154	Vinyl Acetate**2nd**	86	4.706	4.706	(0.713)	17224	100.000	99.058(A)
28	1,1-Dichloroethane	63	4.564	4.564	(0.692)	304389	100.000	100.57
29	tert-Butyl Alcohol	59	3.783	3.783	(0.573)	294803	2000.00	2137.8
30	2-Butanone	43	5.380	5.380	(0.815)	157415	200.000	201.50
M 31	1,2-Dichloroethene (total)	96				344674	200.000	
32	cis-1,2-dichloroethene	96	5.333	5.333	(0.808)	177512	100.000	102.42
33	2,2-Dichloropropane	77	5.321	5.321	(0.806)	119677	100.000	101.06
34	Bromochloromethane	128	5.605	5.605	(0.849)	82903	100.000	98.414
35	Chloroform	83	5.724	5.724	(0.867)	277362	100.000	99.971
36	Tetrahydrofuran	42	5.676	5.676	(0.860)	49016	100.000	96.865
37	1,1,1-Trichloroethane	97	5.913	5.913	(0.896)	200408	100.000	99.898
38	1,1-Dichloropropene	75	6.090	6.090	(0.923)	218336	100.000	103.79
39	Carbon Tetrachloride	117	6.090	6.090	(0.923)	177493	100.000	101.79
40	1,2-Dichloroethane	62	6.327	6.327	(0.959)	209132	100.000	101.84
41	Benzene	78	6.303	6.303	(0.955)	641858	100.000	97.405
42	Trichloroethene	130	6.966	6.966	(1.056)	178035	100.000	98.029
43	1,2-Dichloropropane	63	7.167	7.167	(1.086)	165683	100.000	100.36
44	1,4-Dioxane	88	7.309	7.309	(1.108)	77848	5000.00	5715.2
45	Dibromomethane	93	7.274	7.274	(1.102)	82647	100.000	98.308
46	Bromodichloromethane	83	7.439	7.439	(1.127)	173236	100.000	101.66
47	2-Chloroethyl vinyl ether	63	7.723	7.723	(1.170)	134569	200.000	216.59
48	cis-1,3-Dichloropropene	75	7.842	7.842	(1.188)	204616	100.000	97.624
49	4-Methyl-2-pentanone	43	7.995	7.995	(0.857)	295572	200.000	219.06
50	Toluene	91	8.149	8.149	(0.873)	657053	100.000	99.566
51	trans-1,3-Dichloropropene	75	8.339	8.339	(0.894)	164610	100.000	94.913
52	Ethyl Methacrylate	69	8.433	8.433	(0.904)	145998	100.000	106.24
53	1,1,2-Trichloroethane	97	8.492	8.492	(0.910)	119280	100.000	101.32
54	1,3-Dichloropropane	76	8.634	8.634	(0.925)	199819	100.000	101.31
55	Tetrachloroethene	164	8.623	8.623	(0.924)	137025	100.000	98.352
56	2-Hexanone	43	8.717	8.717	(0.934)	201802	200.000	217.09
57	Dibromochloromethane	129	8.836	8.836	(0.947)	126112	100.000	102.63
58	1,2-Dibromoethane	107	8.930	8.930	(0.957)	117844	100.000	103.68
59	Chlorobenzene	112	9.356	9.356	(1.003)	444051	100.000	97.896
60	1,1,1,2-Tetrachloroethane	131	9.427	9.427	(1.010)	147909	100.000	102.81
61	Ethylbenzene	106	9.451	9.451	(1.013)	240099	100.000	102.70
62	m + p-Xylene	106	9.557	9.557	(1.024)	593956	200.000	209.99
64	Xylene-o	106	9.889	9.889	(1.060)	280569	100.000	105.28
65	Styrene	104	9.901	9.901	(1.061)	444614	100.000	104.95
66	Bromoform	173	10.054	10.054	(1.077)	75491	100.000	101.47
67	Isopropylbenzene	105	10.196	10.196	(1.093)	748072	100.000	104.59
68	1,1,2,2-Tetrachloroethane	83	10.445	10.445	(0.924)	154708	100.000	101.32
69	1,4-Dichloro-2-butene	53	10.492	10.492	(0.928)	48194	100.000	101.72
70	1,2,3-Trichloropropane	110	10.480	10.480	(0.927)	43723	100.000	98.804
71	Bromobenzene	156	10.457	10.457	(0.925)	183855	100.000	100.31
72	n-Propylbenzene	120	10.551	10.551	(0.933)	212438	100.000	99.688
73	2-Chlorotoluene	126	10.622	10.622	(0.939)	186417	100.000	107.53
74	1,3,5-Trimethylbenzene	105	10.693	10.693	(0.946)	623528	100.000	105.64
75	4-Chlorotoluene	126	10.717	10.717	(0.948)	190557	100.000	104.10
76	tert-Butylbenzene	119	10.977	10.977	(0.971)	562162	100.000	102.86
77	1,2,4-Trimethylbenzene	105	11.013	11.013	(0.974)	628333	100.000	104.30
78	sec-Butylbenzene	105	11.155	11.155	(0.986)	801317	100.000	101.95

Data File: \\cansvr11\dd\chem\MSV\a3ux14.i\R00114A-IC.b\147355.D
Report Date: 15-Jan-2010 11:14

	Compounds	QUANT SIG MASS	RT	EXP RT	REL RT	RESPONSE	AMOUNTS CAL-AMT (ng)	AMOUNTS ON-COL (ng)
79	4-Isopropyltoluene	119	11.273	11.273	(0.997)	657645	100.000	98.452
80	1,3-Dichlorobenzene	146	11.250	11.250	(0.995)	345050	100.000	99.157
81	1,4-Dichlorobenzene	146	11.321	11.321	(1.001)	356765	100.000	96.641
82	n-Butylbenzene	91	11.616	11.616	(1.027)	557485	100.000	96.184
83	1,2-Dichlorobenzene	146	11.640	11.640	(1.029)	324984	100.000	99.748
84	1,2-Dibromo-3-chloropropane	157	12.291	12.291	(1.087)	26408	100.000	100.21
85	1,2,4-Trichlorobenzene	180	12.989	12.989	(1.149)	213187	100.000	101.11
87	Naphthalene	128	13.178	13.178	(1.165)	501916	100.000	103.44
86	Hexachlorobutadiene	225	13.131	13.131	(1.161)	136835	100.000	101.24
88	1,2,3-Trichlorobenzene	180	13.379	13.379	(1.183)	220567	100.000	106.20
98	Cyclohexane	56	5.972	5.972	(0.905)	374397	100.000	104.60
143	Methyl Acetate	43	3.392	3.392	(0.514)	302568	200.000	204.20
144	Methylcyclohexane	83	7.143	7.143	(1.082)	316390	100.000	103.39
141	1,3,5-Trichlorobenzene	180	12.480	12.480	(1.104)	248493	100.000	99.953

QC Flag Legend

A - Target compound detected but, quantitated amount exceeded maximum amount.

Data File: \\cansvr11\dd\chem\MSV\a3ux14.i\R00114A-IC.b\147355.D
Report Date: 15-Jan-2010 11:14

TestAmerica North Canton

INTERNAL STANDARD COMPOUNDS
AREA AND RT SUMMARY

Instrument ID: a3ux14.i
Lab File ID: 147355.D
Lab Smp Id: 100NG-IC
Analysis Type: VOA
Quant Type: ISTD
Operator: 2807
Calibration Date: 14-JAN-2010
Calibration Time: 11:29
Level: LOW
Sample Type: SOIL
Method File: \\cansvr11\dd\chem\MSV\a3ux14.i\R00114A-IC.b\8260SUX14.m
Misc Info: R00114A-IC,8260SUX14,1-8260.SUB,2807,1,5

		AREA LIMIT			
COMPOUND	STANDARD	LOWER	UPPER	SAMPLE	%DIFF
1 Fluorobenzene	1619446	809723	3238892	1524542	-5.86
2 Chlorobenzene-d5	1224767	612384	2449534	1117293	-8.78
3 1,4-Dichlorobenze	643485	321743	1286970	622493	-3.26

		RT LIMIT			
COMPOUND	STANDARD	LOWER	UPPER	SAMPLE	%DIFF
1 Fluorobenzene	6.60	6.10	7.10	6.60	0.00
2 Chlorobenzene-d5	9.33	8.83	9.83	9.33	0.00
3 1,4-Dichlorobenze	11.31	10.81	11.81	11.31	0.00

AREA UPPER LIMIT = +100% of internal standard area.
AREA LOWER LIMIT = - 50% of internal standard area.
RT UPPER LIMIT = + 0.50 minutes of internal standard RT.
RT LOWER LIMIT = - 0.50 minutes of internal standard RT.

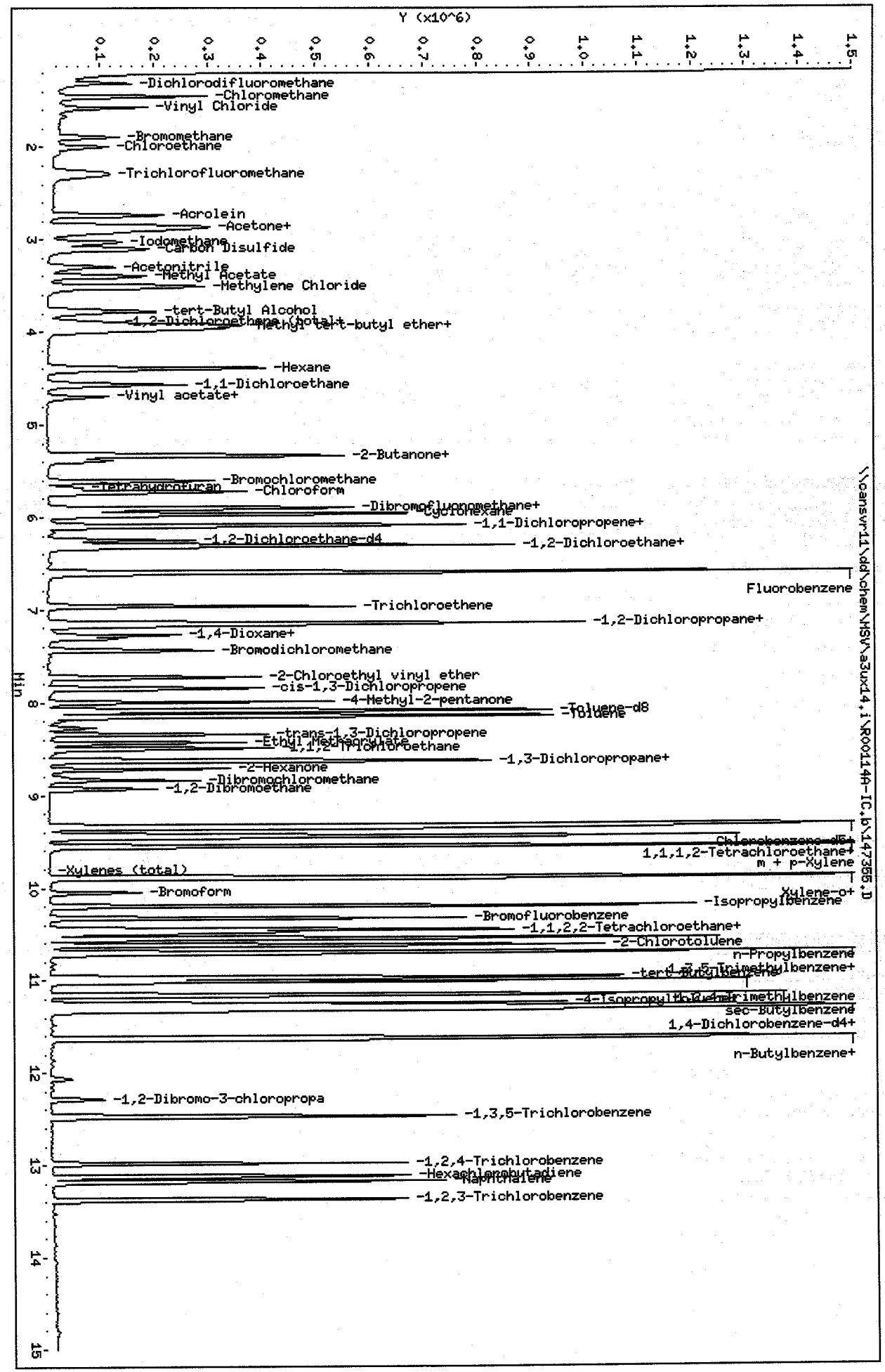

Data File: \\cansvr11\dd\chem\MSV\a3ux14.i\R00114A-IC.b\147355.D
Date : 14-JAN-2010 11:51
Client ID:
Sample Info: 100NG-IC
Purge Volume: 5.0
Column phase: DB624

Instrument: a3ux14.i
Operator: 2807
Column diameter: 0.18

Data File: \\cansvr11\dd\chem\MSV\a3ux14.i\R00114A-IC.b\147356.D
Report Date: 15-Jan-2010 11:14

TestAmerica North Canton

VOLATILE REPORT SW-846 Method 8260A/8260B

Data file : \\cansvr11\dd\chem\MSV\a3ux14.i\R00114A-IC.b\147356.D
Lab Smp Id: 50NG-IC
Inj Date : 14-JAN-2010 12:14
Operator : 2807 Inst ID: a3ux14.i
Smp Info : 50NG-IC
Misc Info : R00114A-IC,8260SUX14,1-8260.SUB,2807,1,4
Comment :
Method : \\cansvr11\dd\chem\MSV\a3ux14.i\R00114A-IC.b\8260SUX14.m
Meth Date : 15-Jan-2010 11:14 a3ux14.i Quant Type: ISTD
Cal Date : 14-JAN-2010 15:39 Cal File: 147365.D
Als bottle: 6 Calibration Sample, Level: 4
Dil Factor: 1.00000
Integrator: HP RTE Compound Sublist: 1-8260.SUB
Target Version: 4.14
Processing Host: CANPMSV26

Concentration Formula: Amt * DF * 1/Vo * CpndVariable

Name	Value	Description
DF	1.000	Dilution Factor
Vo	5.000	Sample Volume
Va	100.000	Injection Volume
Cpnd Variable		Local Compound Variable

	Compounds	QUANT SIG MASS	RT	EXP RT	REL RT	RESPONSE	AMOUNTS CAL-AMT (ng)	AMOUNTS ON-COL (ng)
*	1 Fluorobenzene	96	6.599	6.599	(1.000)	1463571	250.000	
*	2 Chlorobenzene-d5	117	9.332	9.332	(1.000)	1080998	250.000	
*	3 1,4-Dichlorobenzene-d4	152	11.309	11.309	(1.000)	616871	250.000	
$	4 Dibromofluoromethane	113	5.901	5.901	(0.894)	76759	50.0000	47.604
$	5 1,2-Dichloroethane-d4	65	6.244	6.244	(0.946)	82563	50.0000	49.942
$	6 Toluene-d8	98	8.090	8.090	(0.867)	281363	50.0000	48.012
$	7 Bromofluorobenzene	95	10.326	10.326	(0.913)	110713	50.0000	48.403
	8 Dichlorodifluoromethane	85	1.298	1.298	(0.197)	77815	50.0000	52.567
	9 Chloromethane	50	1.452	1.452	(0.220)	109690	50.0000	51.255
	10 Vinyl Chloride	62	1.570	1.570	(0.238)	82970	50.0000	51.400
	12 Chloroethane	64	1.996	1.996	(0.303)	48552	50.0000	51.004
	13 Trichlorofluoromethane	101	2.268	2.268	(0.344)	83485	50.0000	53.704
	15 Acrolein	56	2.730	2.730	(0.414)	89612	500.000	487.16
	16 Acetone	43	2.931	2.931	(0.444)	72936	100.000	118.35
	17 1,1-Dichloroethene	96	2.848	2.848	(0.432)	70966	50.0000	50.750
	18 Freon-113	151	2.884	2.884	(0.437)	59930	50.0000	53.365
	19 Iodomethane	142	3.026	3.026	(0.459)	122149	50.0000	51.252
	20 Carbon Disulfide	76	3.097	3.097	(0.469)	204194	50.0000	50.982
	21 Methylene Chloride	84	3.511	3.511	(0.532)	109609	50.0000	58.418
	22 Acetonitrile	41	3.298	3.298	(0.500)	100062	500.000	515.39
	23 Acrylonitrile	53	3.889	3.889	(0.589)	58829	100.000	102.13
	24 Methyl tert-butyl ether	73	3.972	3.972	(0.602)	186667	50.0000	51.381

Data File: \\cansvr11\dd\chem\MSV\a3ux14.i\R00114A-IC.b\147356.D
Report Date: 15-Jan-2010 11:14

	Compounds	QUANT SIG MASS	RT	EXP RT	REL RT	RESPONSE	AMOUNTS CAL-AMT (ng)	AMOUNTS ON-COL (ng)
25	trans-1,2-Dichloroethene	96	3.925	3.925	(0.595)	82296	50.0000	50.680
26	Hexane	86	4.386	4.386	(0.665)	18166	50.0000	48.477
27	Vinyl acetate	43	4.694	4.694	(0.711)	88798	50.0000	47.398
154	Vinyl Acetate**2nd**	86	4.694	4.694	(0.711)	7596	50.0000	45.506(A)
28	1,1-Dichloroethane	63	4.564	4.564	(0.692)	147729	50.0000	50.841
29	tert-Butyl Alcohol	59	3.771	3.771	(0.571)	131129	1000.00	990.49
30	2-Butanone	43	5.380	5.380	(0.815)	72329	100.000	96.440
M 31	1,2-Dichloroethene (total)	96				168654	100.000	
32	cis-1,2-dichloroethene	96	5.333	5.333	(0.808)	86358	50.0000	51.903
33	2,2-Dichloropropane	77	5.321	5.321	(0.806)	58168	50.0000	51.164
34	Bromochloromethane	128	5.605	5.605	(0.849)	40704	50.0000	50.333
35	Chloroform	83	5.723	5.723	(0.867)	136764	50.0000	51.348
36	Tetrahydrofuran	42	5.688	5.688	(0.862)	23581	50.0000	48.542
37	1,1,1-Trichloroethane	97	5.901	5.901	(0.894)	102584	50.0000	53.266
38	1,1-Dichloropropene	75	6.090	6.090	(0.923)	105034	50.0000	52.008
39	Carbon Tetrachloride	117	6.090	6.090	(0.923)	89315	50.0000	53.357
40	1,2-Dichloroethane	62	6.327	6.327	(0.959)	96980	50.0000	49.196
41	Benzene	78	6.303	6.303	(0.955)	320643	50.0000	50.686
42	Trichloroethene	130	6.966	6.966	(1.056)	89775	50.0000	51.491
43	1,2-Dichloropropane	63	7.167	7.167	(1.086)	79696	50.0000	50.287
44	1,4-Dioxane	88	7.309	7.309	(1.108)	34138	2500.00	2610.6
45	Dibromomethane	93	7.274	7.274	(1.102)	40622	50.0000	50.332
46	Bromodichloromethane	83	7.439	7.439	(1.127)	82425	50.0000	50.382
47	2-Chloroethyl vinyl ether	63	7.723	7.723	(1.170)	55693	100.000	93.372
48	cis-1,3-Dichloropropene	75	7.842	7.842	(1.188)	92612	50.0000	46.027
49	4-Methyl-2-pentanone	43	7.995	7.995	(0.857)	125166	100.000	95.881
50	Toluene	91	8.137	8.137	(0.872)	316964	50.0000	49.643
51	trans-1,3-Dichloropropene	75	8.338	8.338	(0.893)	74151	50.0000	44.190
52	Ethyl Methacrylate	69	8.433	8.433	(0.904)	60861	50.0000	45.773
53	1,1,2-Trichloroethane	97	8.492	8.492	(0.910)	54001	50.0000	47.412
54	1,3-Dichloropropane	76	8.634	8.634	(0.925)	94748	50.0000	49.652
55	Tetrachloroethene	164	8.622	8.622	(0.924)	68765	50.0000	51.014
56	2-Hexanone	43	8.717	8.717	(0.934)	82817	100.000	92.084
57	Dibromochloromethane	129	8.835	8.835	(0.947)	59231	50.0000	49.820
58	1,2-Dibromoethane	107	8.930	8.930	(0.957)	53071	50.0000	48.260
59	Chlorobenzene	112	9.356	9.356	(1.003)	217526	50.0000	49.566
60	1,1,1,2-Tetrachloroethane	131	9.427	9.427	(1.010)	71037	50.0000	51.037
61	Ethylbenzene	106	9.451	9.451	(1.013)	115843	50.0000	51.213
62	m + p-Xylene	106	9.557	9.557	(1.024)	288517	100.000	105.43
64	Xylene-o	106	9.889	9.889	(1.060)	134194	50.0000	52.044
65	Styrene	104	9.900	9.900	(1.061)	199347	50.0000	48.637
66	Bromoform	173	10.054	10.054	(1.077)	34675	50.0000	48.172
67	Isopropylbenzene	105	10.196	10.196	(1.093)	350644	50.0000	50.671
68	1,1,2,2-Tetrachloroethane	83	10.445	10.445	(0.924)	74500	50.0000	49.233
69	1,4-Dichloro-2-butene	53	10.492	10.492	(0.928)	22765	50.0000	48.489
70	1,2,3-Trichloropropane	110	10.480	10.480	(0.927)	21471	50.0000	48.962
71	Bromobenzene	156	10.457	10.457	(0.925)	88463	50.0000	48.706
72	n-Propylbenzene	120	10.551	10.551	(0.933)	98133	50.0000	46.469
73	2-Chlorotoluene	126	10.622	10.622	(0.939)	87448	50.0000	50.900
74	1,3,5-Trimethylbenzene	105	10.693	10.693	(0.946)	290336	50.0000	49.640
75	4-Chlorotoluene	126	10.705	10.705	(0.947)	93314	50.0000	51.440
76	tert-Butylbenzene	119	10.977	10.977	(0.971)	263096	50.0000	48.580
77	1,2,4-Trimethylbenzene	105	11.013	11.013	(0.974)	298774	50.0000	50.045
78	sec-Butylbenzene	105	11.155	11.155	(0.986)	382601	50.0000	49.124

Data File: \\cansvr11\dd\chem\MSV\a3ux14.i\R00114A-IC.b\147356.D
Report Date: 15-Jan-2010 11:14

	Compounds	QUANT SIG MASS	RT	EXP RT	REL RT	RESPONSE	AMOUNTS CAL-AMT (ng)	AMOUNTS ON-COL (ng)
79	4-Isopropyltoluene	119	11.273	11.273	(0.997)	307172	50.0000	46.404
80	1,3-Dichlorobenzene	146	11.249	11.249	(0.995)	168793	50.0000	48.948
81	1,4-Dichlorobenzene	146	11.320	11.320	(1.001)	176132	50.0000	48.146
82	n-Butylbenzene	91	11.616	11.616	(1.027)	265064	50.0000	46.149
83	1,2-Dichlorobenzene	146	11.640	11.640	(1.029)	159501	50.0000	49.402
84	1,2-Dibromo-3-chloropropane	157	12.291	12.291	(1.087)	12339	50.0000	47.249
85	1,2,4-Trichlorobenzene	180	12.989	12.989	(1.149)	102810	50.0000	49.207
87	Naphthalene	128	13.178	13.178	(1.165)	218045	50.0000	45.346
86	Hexachlorobutadiene	225	13.131	13.131	(1.161)	63481	50.0000	47.398
88	1,2,3-Trichlorobenzene	180	13.379	13.379	(1.183)	100686	50.0000	48.922
98	Cyclohexane	56	5.960	5.960	(0.903)	172564	50.0000	50.221
143	Methyl Acetate	43	3.392	3.392	(0.514)	139260	100.000	97.903
144	Methylcyclohexane	83	7.143	7.143	(1.082)	148556	50.0000	50.566
141	1,3,5-Trichlorobenzene	180	12.468	12.468	(1.103)	118897	50.0000	48.260

QC Flag Legend

A - Target compound detected but, quantitated amount exceeded maximum amount.

Data File: \\cansvr11\dd\chem\MSV\a3ux14.i\R00114A-IC.b\147356.D
Report Date: 15-Jan-2010 11:14

TestAmerica North Canton

INTERNAL STANDARD COMPOUNDS
AREA AND RT SUMMARY

Instrument ID: a3ux14.i
Lab File ID: 147356.D
Lab Smp Id: 50NG-IC
Analysis Type: VOA
Quant Type: ISTD
Operator: 2807
Method File: \\cansvr11\dd\chem\MSV\a3ux14.i\R00114A-IC.b\8260SUX14.m
Misc Info: R00114A-IC,8260SUX14,1-8260.SUB,2807,1,4

Calibration Date: 14-JAN-2010
Calibration Time: 11:29

Level: LOW
Sample Type: SOIL

COMPOUND	STANDARD	AREA LIMIT LOWER	AREA LIMIT UPPER	SAMPLE	%DIFF
1 Fluorobenzene	1619446	809723	3238892	1463571	-9.63
2 Chlorobenzene-d5	1224767	612384	2449534	1080998	-11.74
3 1,4-Dichlorobenze	643485	321743	1286970	616871	-4.14

COMPOUND	STANDARD	RT LIMIT LOWER	RT LIMIT UPPER	SAMPLE	%DIFF
1 Fluorobenzene	6.60	6.10	7.10	6.60	-0.00
2 Chlorobenzene-d5	9.33	8.83	9.83	9.33	-0.00
3 1,4-Dichlorobenze	11.31	10.81	11.81	11.31	-0.00

AREA UPPER LIMIT = +100% of internal standard area.
AREA LOWER LIMIT = - 50% of internal standard area.
RT UPPER LIMIT = + 0.50 minutes of internal standard RT.
RT LOWER LIMIT = - 0.50 minutes of internal standard RT.


Data File: \\cansvr11\dd\chem\MSV\a3ux14,i\R00114A-IC,b\147356,D
Date : 14-JAN-2010 12:14
Client ID:
Sample Info: 50NG-IC
Purge Volume: 5.0
Column phase: DB624
Instrument: a3ux14,i
Operator: 2807
Column diameter: 0.18
Y (x10^6)
Min
-Chloromethane
-Vinyl Chloride
-Bromomethane
-Chloroethane
-Trichlorofluoromethane
-Acrolein
-Acetone+
-Iodomethane
-Carbon Disulfide
-Acetonitrile
-Methyl Acetate
-Methylene Chloride
-tert-Butyl Alcohol
-Hexane
-1,1-Dichloroethane
-Vinyl acetate+
-2-Butanone
-cis-1,2-dichloroethene+
-Bromochloromethane
-Chloroform+
-Dibromofluoromethane+
-Cyclohexane
-1,1-Dichloropropene+
-1,2-Dichloroethane-d4
-1,2-Dichloroethane+
Fluorobenzene
-Trichloroethene
-1,2-Dichloropropane+
-1,4-Dioxane+
-Bromodichloromethane
-2-Chloroethyl vinyl ether
-cis-1,3-Dichloropropene
-4-Methyl-2-pentanone
-Toluene-d8
-trans-1,3-Dichloropropene
-Ethyl Methacrylate
-1,1,2-Trichloroethane
-1,3-Dichloropropane+
-2-Hexanone
-Dibromochloromethane
-1,2-Dibromoethane
-1,1,1,2-Tetrachloroethane+
-m + p-Xylene
Chlorobenzene-d5+
-Xylenes (total)
-Xylene-o+
-Bromoform
-Isopropylbenzene
-Bromofluorobenzene
-1,1,2,2-Tetrachloroethane+
-n-Propylbenzene
-2-Chlorotoluene
-1,3,5-Trimethylbenzene+
-tert-Butylbenzene
-1,2,4-Trimethylbenzene
-sec-Butylbenzene
-4-Isopropyltoluene+
1,4-Dichlorobenzene-d4+
-n-Butylbenzene+
-1,2-Dibromo-3-chloropropa
-1,3,5-Trichlorobenzene
-1,2,4-Trichlorobenzene
-Hexachlorobutadiene
-Naphthalene
-1,2,3-Trichlorobenzene
\\cansvr11\dd\chem\MSV\a3ux14,i\R00114A-IC,b\147356,D

Data File: \\cansvr11\dd\chem\MSV\a3ux14.i\R00114A-IC.b\147357.D
Report Date: 15-Jan-2010 11:14

TestAmerica North Canton

VOLATILE REPORT SW-846 Method 8260A/8260B

Data file : \\cansvr11\dd\chem\MSV\a3ux14.i\R00114A-IC.b\147357.D
Lab Smp Id: 25NG-IC
Inj Date : 14-JAN-2010 12:36
Operator : 2807 Inst ID: a3ux14.i
Smp Info : 25NG-IC
Misc Info : R00114A-IC,8260SUX14,1-8260.SUB,2807,1,3
Comment :
Method : \\cansvr11\dd\chem\MSV\a3ux14.i\R00114A-IC.b\8260SUX14.m
Meth Date : 15-Jan-2010 11:14 a3ux14.i Quant Type: ISTD
Cal Date : 14-JAN-2010 16:03 Cal File: 147366.D
Als bottle: 7 Calibration Sample, Level: 3
Dil Factor: 1.00000
Integrator: HP RTE Compound Sublist: 1-8260.SUB
Target Version: 4.14
Processing Host: CANPMSV26

Concentration Formula: Amt * DF * 1/Vo * CpndVariable

Name	Value	Description
DF	1.000	Dilution Factor
Vo	5.000	Sample Volume
Va	100.000	Injection Volume
Cpnd Variable		Local Compound Variable

	Compounds	QUANT SIG MASS	RT	EXP RT	REL RT	RESPONSE	AMOUNTS CAL-AMT (ng)	AMOUNTS ON-COL (ng)
*	1 Fluorobenzene	96	6.599	6.599	(1.000)	1458359	250.000	
*	2 Chlorobenzene-d5	117	9.333	9.333	(1.000)	1056066	250.000	
*	3 1,4-Dichlorobenzene-d4	152	11.309	11.309	(1.000)	618283	250.000	
$	4 Dibromofluoromethane	113	5.901	5.901	(0.894)	40283	25.0000	25.072
$	5 1,2-Dichloroethane-d4	65	6.244	6.244	(0.946)	44575	25.0000	27.060
$	6 Toluene-d8	98	8.090	8.090	(0.867)	139454	25.0000	24.358
$	7 Bromofluorobenzene	95	10.327	10.327	(0.913)	57323	25.0000	25.004
	8 Dichlorodifluoromethane	85	1.298	1.298	(0.197)	42747	25.0000	28.981
	9 Chloromethane	50	1.452	1.452	(0.220)	56339	25.0000	26.420
	10 Vinyl Chloride	62	1.570	1.570	(0.238)	43093	25.0000	26.792
	12 Chloroethane	64	1.996	1.996	(0.303)	25001	25.0000	26.357
	13 Trichlorofluoromethane	101	2.268	2.268	(0.344)	40226	25.0000	25.969
	15 Acrolein	56	2.742	2.742	(0.416)	47730	250.000	260.40
	16 Acetone	43	2.943	2.943	(0.446)	45722	50.0000	74.454
	17 1,1-Dichloroethene	96	2.860	2.860	(0.433)	36277	25.0000	26.036
	18 Freon-113	151	2.896	2.896	(0.439)	28657	25.0000	25.609
	19 Iodomethane	142	3.026	3.026	(0.459)	60346	25.0000	25.411
	20 Carbon Disulfide	76	3.097	3.097	(0.469)	99492	25.0000	24.930
	21 Methylene Chloride	84	3.511	3.511	(0.532)	66631	25.0000	35.639
	22 Acetonitrile	41	3.298	3.298	(0.500)	51022	250.000	263.74
	23 Acrylonitrile	53	3.890	3.890	(0.589)	27794	50.0000	48.424
	24 Methyl tert-butyl ether	73	3.972	3.972	(0.602)	85837	25.0000	23.711

Data File: \\cansvr11\dd\chem\MSV\a3ux14.i\R00114A-IC.b\147357.D
Report Date: 15-Jan-2010 11:14

	Compounds	QUANT SIG MASS	RT	EXP RT	REL RT	RESPONSE	AMOUNTS CAL-AMT (ng)	AMOUNTS ON-COL (ng)
25	trans-1,2-Dichloroethene	96	3.937	3.937	(0.597)	41047	25.0000	25.368
26	Hexane	86	4.398	4.398	(0.666)	9256	25.0000	24.788
27	Vinyl acetate	43	4.694	4.694	(0.711)	40408	25.0000	21.646
154	Vinyl Acetate**2nd**	86	4.694	4.694	(0.711)	3247	25.0000	19.521(A)
28	1,1-Dichloroethane	63	4.564	4.564	(0.692)	75301	25.0000	26.008
29	tert-Butyl Alcohol	59	3.783	3.783	(0.573)	60293	500.000	457.05
30	2-Butanone	43	5.392	5.392	(0.817)	33392	50.0000	44.683
M 31	1,2-Dichloroethene (total)	96				82841	50.0000	
32	cis-1,2-dichloroethene	96	5.333	5.333	(0.808)	41794	25.0000	25.209
33	2,2-Dichloropropane	77	5.321	5.321	(0.806)	26605	25.0000	23.485
34	Bromochloromethane	128	5.605	5.605	(0.849)	20156	25.0000	25.013
35	Chloroform	83	5.724	5.724	(0.867)	66642	25.0000	25.110
36	Tetrahydrofuran	42	5.688	5.688	(0.862)	12410	25.0000	25.637
37	1,1,1-Trichloroethane	97	5.901	5.901	(0.894)	46501	25.0000	24.232
38	1,1-Dichloropropene	75	6.090	6.090	(0.923)	51061	25.0000	25.373
39	Carbon Tetrachloride	117	6.090	6.090	(0.923)	40999	25.0000	24.580
40	1,2-Dichloroethane	62	6.327	6.327	(0.959)	51559	25.0000	26.248
41	Benzene	78	6.303	6.303	(0.955)	158995	25.0000	25.223
42	Trichloroethene	130	6.966	6.966	(1.056)	42633	25.0000	24.540
43	1,2-Dichloropropane	63	7.167	7.167	(1.086)	39343	25.0000	24.914
44	1,4-Dioxane	88	7.321	7.321	(1.109)	15184	1250.00	1165.3
45	Dibromomethane	93	7.274	7.274	(1.102)	20490	25.0000	25.479
46	Bromodichloromethane	83	7.439	7.439	(1.127)	38025	25.0000	23.326
47	2-Chloroethyl vinyl ether	63	7.723	7.723	(1.170)	23645	50.0000	39.784
48	cis-1,3-Dichloropropene	75	7.842	7.842	(1.188)	40230	25.0000	20.065
49	4-Methyl-2-pentanone	43	7.996	7.996	(0.857)	53715	50.0000	42.119
50	Toluene	91	8.149	8.149	(0.873)	153825	25.0000	24.661
51	trans-1,3-Dichloropropene	75	8.339	8.339	(0.894)	33225	25.0000	20.268
52	Ethyl Methacrylate	69	8.433	8.433	(0.904)	27032	25.0000	20.811
53	1,1,2-Trichloroethane	97	8.493	8.493	(0.910)	28621	25.0000	25.722
54	1,3-Dichloropropane	76	8.635	8.635	(0.925)	46308	25.0000	24.840
55	Tetrachloroethene	164	8.623	8.623	(0.924)	34411	25.0000	26.131
56	2-Hexanone	43	8.717	8.717	(0.934)	36831	50.0000	41.919
57	Dibromochloromethane	129	8.836	8.836	(0.947)	25619	25.0000	22.057
58	1,2-Dibromoethane	107	8.930	8.930	(0.957)	25227	25.0000	23.482
59	Chlorobenzene	112	9.356	9.356	(1.003)	105867	25.0000	24.693
60	1,1,1,2-Tetrachloroethane	131	9.427	9.427	(1.010)	32575	25.0000	23.956
61	Ethylbenzene	106	9.451	9.451	(1.013)	52596	25.0000	23.801
62	m + p-Xylene	106	9.558	9.558	(1.024)	131100	50.0000	49.038
64	Xylene-o	106	9.889	9.889	(1.060)	59806	25.0000	23.742
65	Styrene	104	9.901	9.901	(1.061)	87994	25.0000	21.976
66	Bromoform	173	10.054	10.054	(1.077)	14863	25.0000	21.136
67	Isopropylbenzene	105	10.196	10.196	(1.093)	158090	25.0000	23.384
68	1,1,2,2-Tetrachloroethane	83	10.445	10.445	(0.924)	35362	25.0000	23.316
69	1,4-Dichloro-2-butene	53	10.492	10.492	(0.928)	9788	25.0000	20.801
70	1,2,3-Trichloropropane	110	10.480	10.480	(0.927)	10615	25.0000	24.151
71	Bromobenzene	156	10.457	10.457	(0.925)	43431	25.0000	23.858
72	n-Propylbenzene	120	10.551	10.551	(0.933)	44997	25.0000	21.259
73	2-Chlorotoluene	126	10.622	10.622	(0.939)	41522	25.0000	24.113
74	1,3,5-Trimethylbenzene	105	10.693	10.693	(0.946)	130679	25.0000	22.292
75	4-Chlorotoluene	126	10.717	10.717	(0.948)	45182	25.0000	24.850
76	tert-Butylbenzene	119	10.977	10.977	(0.971)	121534	25.0000	22.390
77	1,2,4-Trimethylbenzene	105	11.013	11.013	(0.974)	137019	25.0000	22.898
78	sec-Butylbenzene	105	11.155	11.155	(0.986)	181887	25.0000	23.300

Data File: \\cansvr11\dd\chem\MSV\a3ux14.i\R00114A-IC.b\147357.D
Report Date: 15-Jan-2010 11:14

	Compounds	QUANT SIG MASS	RT	EXP RT	REL RT	RESPONSE	AMOUNTS CAL-AMT (ng)	AMOUNTS ON-COL (ng)
79	4-Isopropyltoluene	119	11.273	11.273	(0.997)	142199	25.0000	21.433
80	1,3-Dichlorobenzene	146	11.250	11.250	(0.995)	84649	25.0000	24.491
81	1,4-Dichlorobenzene	146	11.321	11.321	(1.001)	91975	25.0000	25.084
82	n-Butylbenzene	91	11.616	11.616	(1.027)	123143	25.0000	21.391
83	1,2-Dichlorobenzene	146	11.640	11.640	(1.029)	81988	25.0000	25.336
84	1,2-Dibromo-3-chloropropane	157	12.291	12.291	(1.087)	5733	25.0000	21.903
85	1,2,4-Trichlorobenzene	180	12.989	12.989	(1.149)	47317	25.0000	22.595
87	Naphthalene	128	13.178	13.178	(1.165)	90083	25.0000	18.691
86	Hexachlorobutadiene	225	13.131	13.131	(1.161)	31747	25.0000	23.650
88	1,2,3-Trichlorobenzene	180	13.380	13.380	(1.183)	46925	25.0000	22.748
98	Cyclohexane	56	5.972	5.972	(0.905)	77499	25.0000	22.635
143	Methyl Acetate	43	3.404	3.404	(0.516)	68922	50.0000	48.627
144	Methylcyclohexane	83	7.144	7.144	(1.082)	68076	25.0000	23.255
141	1,3,5-Trichlorobenzene	180	12.468	12.468	(1.103)	59916	25.0000	24.264

QC Flag Legend

A - Target compound detected but, quantitated amount exceeded maximum amount.

Data File: \\cansvr11\dd\chem\MSV\a3ux14.i\R00114A-IC.b\147357.D
Report Date: 15-Jan-2010 11:14

TestAmerica North Canton

INTERNAL STANDARD COMPOUNDS
AREA AND RT SUMMARY

Instrument ID: a3ux14.i
Lab File ID: 147357.D
Lab Smp Id: 25NG-IC
Analysis Type: VOA
Quant Type: ISTD
Operator: 2807
Calibration Date: 14-JAN-2010
Calibration Time: 11:29
Level: LOW
Sample Type: SOIL
Method File: \\cansvr11\dd\chem\MSV\a3ux14.i\R00114A-IC.b\8260SUX14.m
Misc Info: R00114A-IC,8260SUX14,1-8260.SUB,2807,1,3

COMPOUND	STANDARD	AREA LIMIT LOWER	AREA LIMIT UPPER	SAMPLE	%DIFF
1 Fluorobenzene	1619446	809723	3238892	1458359	-9.95
2 Chlorobenzene-d5	1224767	612384	2449534	1056066	-13.77
3 1,4-Dichlorobenze	643485	321743	1286970	618283	-3.92

COMPOUND	STANDARD	RT LIMIT LOWER	RT LIMIT UPPER	SAMPLE	%DIFF
1 Fluorobenzene	6.60	6.10	7.10	6.60	0.00
2 Chlorobenzene-d5	9.33	8.83	9.83	9.33	0.00
3 1,4-Dichlorobenze	11.31	10.81	11.81	11.31	0.00

AREA UPPER LIMIT = +100% of internal standard area.
AREA LOWER LIMIT = - 50% of internal standard area.
RT UPPER LIMIT = + 0.50 minutes of internal standard RT.
RT LOWER LIMIT = - 0.50 minutes of internal standard RT.

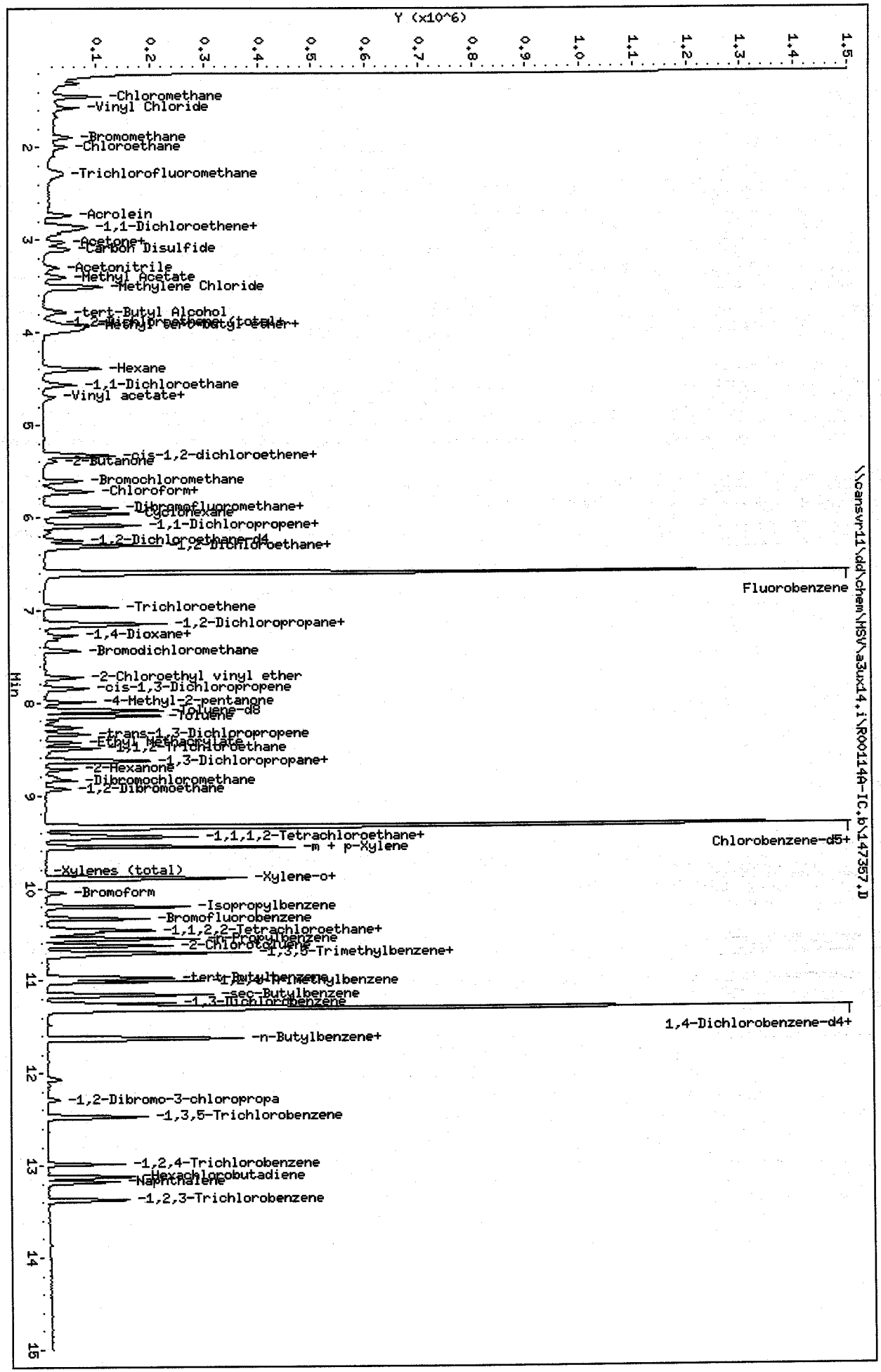
Data File: \\cansvr11\dd\chem\MSV\a3ux14.i\R001140-IC.b\147357.D
Date : 14-JAN-2010 12:36
Client ID:
Sample Info: 25NG-IC
Purge Volume: 5.0
Column phase: DB624
Instrument: a3ux14.i
Operator: 2807
Column diameter: 0.18
Y (x10^6)
Min
\\cansvr11\dd\chem\MSV\a3ux14.i\R001140-IC.b\147357.D
-Chloromethane
-Vinyl Chloride
-Bromomethane
-Chloroethane
-Trichlorofluoromethane
-Acrolein
-1,1-Dichloroethene+
-Acetone+
-Carbon Disulfide
-Acetonitrile
-Methyl Acetate
-Methylene Chloride
-tert-Butyl Alcohol
-Hexane
-1,1-Dichloroethane
-Vinyl acetate+
-cis-1,2-dichloroethene+
-2-Butanone
-Bromochloromethane
-Chloroform+
-Dibromofluoromethane+
-Cyclohexane
-1,1-Dichloropropene+
-1,2-Dichloroethane-d4
-1,2-Dichloroethane+
Fluorobenzene
-Trichloroethene
-1,2-Dichloropropane+
-1,4-Dioxane+
-Bromodichloromethane
-2-Chloroethyl vinyl ether
-cis-1,3-Dichloropropene
-4-Methyl-2-pentanone
-Toluene-d8
-Toluene
-trans-1,3-Dichloropropene
-Ethyl Methacrylate
-1,1,2-Trichloroethane
-1,3-Dichloropropane+
-2-Hexanone
-Dibromochloromethane
-1,2-Dibromoethane
-1,1,1,2-Tetrachloroethane+
-m + p-Xylene
Chlorobenzene-d5+
-Xylenes (total)
-Xylene-o+
-Bromoform
-Isopropylbenzene
-Bromofluorobenzene
-1,1,2,2-Tetrachloroethane+
-n-Propylbenzene
-2-Chlorotoluene
-1,3,5-Trimethylbenzene+
-tert-Butylbenzene
-1,2,4-Trimethylbenzene
-sec-Butylbenzene
-1,3-Dichlorobenzene
1,4-Dichlorobenzene-d4+
-n-Butylbenzene+
-1,2-Dibromo-3-chloropropa
-1,3,5-Trichlorobenzene
-1,2,4-Trichlorobenzene
-Hexachlorobutadiene
-Naphthalene
-1,2,3-Trichlorobenzene

Data File: \\cansvr11\dd\chem\MSV\a3ux14.i\R00114A-IC.b\147358.D
Report Date: 15-Jan-2010 11:14

TestAmerica North Canton

VOLATILE REPORT SW-846 Method 8260A/8260B

Data file : \\cansvr11\dd\chem\MSV\a3ux14.i\R00114A-IC.b\147358.D
Lab Smp Id: 10NG-IC
Inj Date : 14-JAN-2010 12:59
Operator : 2807 Inst ID: a3ux14.i
Smp Info : 10NG-IC
Misc Info : R00114A-IC,8260SUX14,1-8260.SUB,2807,1,2
Comment :
Method : \\cansvr11\dd\chem\MSV\a3ux14.i\R00114A-IC.b\8260SUX14.m
Meth Date : 15-Jan-2010 11:14 a3ux14.i Quant Type: ISTD
Cal Date : 14-JAN-2010 16:27 Cal File: 147367.D
Als bottle: 8 Calibration Sample, Level: 2
Dil Factor: 1.00000
Integrator: HP RTE Compound Sublist: 1-8260.SUB
Target Version: 4.14
Processing Host: CANPMSV26

Concentration Formula: Amt * DF * 1/Vo * CpndVariable

Name	Value	Description
DF	1.000	Dilution Factor
Vo	5.000	Sample Volume
Va	100.000	Injection Volume
Cpnd Variable		Local Compound Variable

	Compounds	QUANT SIG MASS	RT	EXP RT	REL RT	RESPONSE	AMOUNTS CAL-AMT (ng)	AMOUNTS ON-COL (ng)
*	1 Fluorobenzene	96	6.599	6.599	(1.000)	1356303	250.000	
*	2 Chlorobenzene-d5	117	9.333	9.333	(1.000)	1001973	250.000	
*	3 1,4-Dichlorobenzene-d4	152	11.309	11.309	(1.000)	569171	250.000	
$	4 Dibromofluoromethane	113	5.901	5.901	(0.894)	16252	10.0000	10.876
$	5 1,2-Dichloroethane-d4	65	6.244	6.244	(0.946)	18464	10.0000	12.052
$	6 Toluene-d8	98	8.090	8.090	(0.867)	51325	10.0000	9.449
$	7 Bromofluorobenzene	95	10.327	10.327	(0.913)	22887	10.0000	10.845
	8 Dichlorodifluoromethane	85	1.298	1.298	(0.197)	12281	10.0000	8.952
	9 Chloromethane	50	1.452	1.452	(0.220)	19798	10.0000	9.983
	10 Vinyl Chloride	62	1.570	1.570	(0.238)	15372	10.0000	10.276
	12 Chloroethane	64	1.996	1.996	(0.303)	9754	10.0000	11.057
	13 Trichlorofluoromethane	101	2.280	2.280	(0.346)	13307	10.0000	9.237
	15 Acrolein	56	2.730	2.730	(0.414)	19778	100.000	116.02
	16 Acetone	43	2.931	2.931	(0.444)	27842	20.0000	48.750
	17 1,1-Dichloroethene	96	2.860	2.860	(0.433)	12381	10.0000	9.554
	18 Freon-113	151	2.884	2.884	(0.437)	9942	10.0000	9.553
	19 Iodomethane	142	3.026	3.026	(0.459)	22706	10.0000	10.280
	20 Carbon Disulfide	76	3.097	3.097	(0.469)	36467	10.0000	9.825
	21 Methylene Chloride	84	3.511	3.511	(0.532)	43300	10.0000	24.903
	22 Acetonitrile	41	3.298	3.298	(0.500)	21714	100.000	120.69
	23 Acrylonitrile	53	3.890	3.890	(0.589)	10994	20.0000	20.595
	24 Methyl tert-butyl ether	73	3.972	3.972	(0.602)	30383	10.0000	9.024

Data File: \\cansvr11\dd\chem\MSV\a3ux14.i\R00114A-IC.b\147358.D
Report Date: 15-Jan-2010 11:14

	Compounds	QUANT SIG MASS	RT	EXP RT	REL RT	RESPONSE	AMOUNTS CAL-AMT (ng)	AMOUNTS ON-COL (ng)
25	trans-1,2-Dichloroethene	96	3.925	3.925	(0.595)	15115	10.0000	10.044
26	Hexane	86	4.398	4.398	(0.666)	3211	10.0000	9.246
27	Vinyl acetate	43	4.694	4.694	(0.711)	14418	10.0000	8.305
154	Vinyl Acetate**2nd**	86	4.706	4.706	(0.713)	1148	10.0000	7.421(A)
28	1,1-Dichloroethane	63	4.564	4.564	(0.692)	27135	10.0000	10.077
29	tert-Butyl Alcohol	59	3.771	3.771	(0.571)	21779	200.000	177.52
30	2-Butanone	43	5.392	5.392	(0.817)	14454	20.0000	20.796
M 31	1,2-Dichloroethene (total)	96				30217	20.0000	
32	cis-1,2-dichloroethene	96	5.333	5.333	(0.808)	15102	10.0000	9.794
33	2,2-Dichloropropane	77	5.321	5.321	(0.806)	9587	10.0000	9.100
34	Bromochloromethane	128	5.605	5.605	(0.849)	7484	10.0000	9.986
35	Chloroform	83	5.724	5.724	(0.867)	24256	10.0000	9.827
36	Tetrahydrofuran	42	5.688	5.688	(0.862)	5059	10.0000	11.238
37	1,1,1-Trichloroethane	97	5.913	5.913	(0.896)	16829	10.0000	9.429
38	1,1-Dichloropropene	75	6.090	6.090	(0.923)	16552	10.0000	8.844
39	Carbon Tetrachloride	117	6.090	6.090	(0.923)	15047	10.0000	9.700
40	1,2-Dichloroethane	62	6.327	6.327	(0.959)	17776	10.0000	9.730
41	Benzene	78	6.303	6.303	(0.955)	60909	10.0000	10.390
42	Trichloroethene	130	6.966	6.966	(1.056)	16673	10.0000	10.319
43	1,2-Dichloropropane	63	7.167	7.167	(1.086)	14391	10.0000	9.799
44	1,4-Dioxane	88	7.321	7.321	(1.109)	4795	500.000	395.69
45	Dibromomethane	93	7.274	7.274	(1.102)	6849	10.0000	9.157
46	Bromodichloromethane	83	7.439	7.439	(1.127)	14054	10.0000	9.270
47	2-Chloroethyl vinyl ether	63	7.723	7.723	(1.170)	7878	20.0000	14.252
48	cis-1,3-Dichloropropene	75	7.842	7.842	(1.188)	13722	10.0000	7.359
49	4-Methyl-2-pentanone	43	7.996	7.996	(0.857)	19225	20.0000	15.888
50	Toluene	91	8.138	8.138	(0.872)	55483	10.0000	9.375
51	trans-1,3-Dichloropropene	75	8.339	8.339	(0.894)	11733	10.0000	7.544
52	Ethyl Methacrylate	69	8.433	8.433	(0.904)	8671	10.0000	7.036
53	1,1,2-Trichloroethane	97	8.493	8.493	(0.910)	9921	10.0000	9.397
54	1,3-Dichloropropane	76	8.635	8.635	(0.925)	16803	10.0000	9.500
55	Tetrachloroethene	164	8.623	8.623	(0.924)	12388	10.0000	9.915
56	2-Hexanone	43	8.717	8.717	(0.934)	13235	20.0000	15.877
57	Dibromochloromethane	129	8.836	8.836	(0.947)	9391	10.0000	8.522
58	1,2-Dibromoethane	107	8.930	8.930	(0.957)	9000	10.0000	8.830
59	Chlorobenzene	112	9.356	9.356	(1.003)	41241	10.0000	10.138
60	1,1,1,2-Tetrachloroethane	131	9.427	9.427	(1.010)	12574	10.0000	9.746
61	Ethylbenzene	106	9.451	9.451	(1.013)	19725	10.0000	9.408
62	m + p-Xylene	106	9.557	9.557	(1.024)	45348	20.0000	17.878
64	Xylene-o	106	9.889	9.889	(1.060)	21615	10.0000	9.044
65	Styrene	104	9.901	9.901	(1.061)	28792	10.0000	7.579
66	Bromoform	173	10.054	10.054	(1.077)	5798	10.0000	8.690
67	Isopropylbenzene	105	10.196	10.196	(1.093)	49371	10.0000	7.697
68	1,1,2,2-Tetrachloroethane	83	10.445	10.445	(0.924)	14099	10.0000	10.098
69	1,4-Dichloro-2-butene	53	10.492	10.492	(0.928)	3853	10.0000	8.895
70	1,2,3-Trichloropropane	110	10.480	10.480	(0.927)	4170	10.0000	10.306
71	Bromobenzene	156	10.457	10.457	(0.925)	16305	10.0000	9.730
72	n-Propylbenzene	120	10.551	10.551	(0.933)	13321	10.0000	6.837
73	2-Chlorotoluene	126	10.622	10.622	(0.939)	13684	10.0000	8.632
74	1,3,5-Trimethylbenzene	105	10.693	10.693	(0.946)	39148	10.0000	7.254
75	4-Chlorotoluene	126	10.705	10.705	(0.947)	14971	10.0000	8.944
76	tert-Butylbenzene	119	10.977	10.977	(0.971)	37681	10.0000	7.541
77	1,2,4-Trimethylbenzene	105	11.013	11.013	(0.974)	39477	10.0000	7.167
78	sec-Butylbenzene	105	11.155	11.155	(0.986)	51764	10.0000	7.203

Data File: \\cansvr11\dd\chem\MSV\a3ux14.i\R00114A-IC.b\147358.D
Report Date: 15-Jan-2010 11:14

	Compounds	QUANT SIG MASS	RT	EXP RT	REL RT	RESPONSE	AMOUNTS CAL-AMT (ng)	AMOUNTS ON-COL (ng)
79	4-Isopropyltoluene	119	11.273	11.273	(0.997)	39794	10.0000	6.515
80	1,3-Dichlorobenzene	146	11.250	11.250	(0.995)	31768	10.0000	9.984
81	1,4-Dichlorobenzene	146	11.321	11.321	(1.001)	33681	10.0000	9.978
82	n-Butylbenzene	91	11.616	11.616	(1.027)	36528	10.0000	6.893
83	1,2-Dichlorobenzene	146	11.640	11.640	(1.029)	30480	10.0000	10.232
84	1,2-Dibromo-3-chloropropane	157	12.291	12.291	(1.087)	2080	10.0000	8.632
85	1,2,4-Trichlorobenzene	180	12.989	12.989	(1.149)	17257	10.0000	8.952
87	Naphthalene	128	13.178	13.178	(1.165)	30253	10.0000	6.819
86	Hexachlorobutadiene	225	13.131	13.131	(1.161)	11874	10.0000	9.609
88	1,2,3-Trichlorobenzene	180	13.380	13.380	(1.183)	17720	10.0000	9.331
98	Cyclohexane	56	5.960	5.960	(0.903)	25574	10.0000	8.031
143	Methyl Acetate	43	3.404	3.404	(0.516)	28015	20.0000	21.253
144	Methylcyclohexane	83	7.144	7.144	(1.082)	20465	10.0000	7.517
141	1,3,5-Trichlorobenzene	180	12.468	12.468	(1.103)	21462	10.0000	9.442

QC Flag Legend

A - Target compound detected but, quantitated amount exceeded maximum amount.

Data File: \\cansvr11\dd\chem\MSV\a3ux14.i\R00114A-IC.b\147358.D
Report Date: 15-Jan-2010 11:14

TestAmerica North Canton

INTERNAL STANDARD COMPOUNDS
AREA AND RT SUMMARY

Instrument ID: a3ux14.i
Lab File ID: 147358.D
Lab Smp Id: 10NG-IC
Analysis Type: VOA
Quant Type: ISTD
Operator: 2807
Calibration Date: 14-JAN-2010
Calibration Time: 11:29
Level: LOW
Sample Type: SOIL
Method File: \\cansvr11\dd\chem\MSV\a3ux14.i\R00114A-IC.b\8260SUX14.m
Misc Info: R00114A-IC,8260SUX14,1-8260.SUB,2807,1,2

COMPOUND	STANDARD	AREA LIMIT LOWER	AREA LIMIT UPPER	SAMPLE	%DIFF
1 Fluorobenzene	1619446	809723	3238892	1356303	-16.25
2 Chlorobenzene-d5	1224767	612384	2449534	1001973	-18.19
3 1,4-Dichlorobenze	643485	321743	1286970	569171	-11.55

COMPOUND	STANDARD	RT LIMIT LOWER	RT LIMIT UPPER	SAMPLE	%DIFF
1 Fluorobenzene	6.60	6.10	7.10	6.60	0.00
2 Chlorobenzene-d5	9.33	8.83	9.83	9.33	0.00
3 1,4-Dichlorobenze	11.31	10.81	11.81	11.31	0.00

AREA UPPER LIMIT = +100% of internal standard area.
AREA LOWER LIMIT = - 50% of internal standard area.
RT UPPER LIMIT = + 0.50 minutes of internal standard RT.
RT LOWER LIMIT = - 0.50 minutes of internal standard RT.

Data File: \\cansvr11\dd\chem\HSV\a3ux14.i\R00114A-IC.b\147358.D
Date : 14-JAN-2010 12:59
Client ID:
Sample Info: 10NG-IC
Purge Volume: 5.0
Column phase: DB624
Instrument: a3ux14.i
Operator: 2807
Column diameter: 0.18
Y (x10^6)
Min
-Dichlorodifluoromethane+
-Bromomethane+
-Trichlorofluoromethane
-Acrolein
-1,1-Dichloroethene+
-Acetone
-Iodomethane
-Carbon Disulfide
-Acetonitrile
-Methyl Acetate
-Methylene Chloride
-tert-Butyl Alcohol
-Hexane
-1,1-Dichloroethane
-Vinyl acetate+
-cis-1,2-dichloroethene+
-2-Butanone
-Bromochloromethane
-Chloroform+
-Dibromofluoromethane+
-Cyclohexane
-1,1-Dichloropropene+
-1,2-Dichloroethane+
Fluorobenzene
-Trichloroethene
-1,2-Dichloropropane+
-Dibromomethane
-1,4-Dioxane
-Bromodichloromethane
-2-Chloroethyl vinyl ether
-cis-1,3-Dichloropropene
-4-Methyl-2-pentanone
-Toluene-d8
-Toluene
-Trans-1,3-Dichloropropene
-Ethyl Methacrylate
-1,1,2-Trichloroethane
-1,3-Dichloropropane+
-2-Hexanone
-Dibromochloromethane
-1,2-Dibromoethane
-1,1,1,2-Tetrachloroethane+
-m + p-Xylene
Chlorobenzene-d5+
-Xylenes (total)
-Xylene-o+
-Bromoform
-Isopropylbenzene
-Bromofluorobenzene
-1,1,2,2-Tetrachloroethane+
-n-Propylbenzene
-2-Chlorotoluene
-1,3,5-Trimethylbenzene+
-tert-Butylbenzene
-1,2,4-Trimethylbenzene
-sec-Butylbenzene
-1,3-Dichlorobenzene
1,4-Dichlorobenzene-d4+
-n-Butylbenzene+
-1,2-Dibromo-3-chloropropa
-1,3,5-Trichlorobenzene
-1,2,4-Trichlorobenzene
-Hexachlorobutadiene
-Naphthalene
-1,2,3-Trichlorobenzene
\\cansvr11\dd\chem\HSV\a3ux14.i\R00114A-IC.b\147358.D

Data File: \\cansvr11\dd\chem\MSV\a3ux14.i\R00114A-IC.b\147359.D
Report Date: 15-Jan-2010 11:14

TestAmerica North Canton

VOLATILE REPORT SW-846 Method 8260A/8260B

Data file : \\cansvr11\dd\chem\MSV\a3ux14.i\R00114A-IC.b\147359.D
Lab Smp Id: 5NG-IC
Inj Date : 14-JAN-2010 13:21
Operator : 2807 Inst ID: a3ux14.i
Smp Info : 5NG-IC
Misc Info : R00114A-IC,8260SUX14,1-8260.SUB,2807,1,1
Comment :
Method : \\cansvr11\dd\chem\MSV\a3ux14.i\R00114A-IC.b\8260SUX14.m
Meth Date : 15-Jan-2010 11:14 a3ux14.i Quant Type: ISTD
Cal Date : 14-JAN-2010 16:50 Cal File: 147368.D
Als bottle: 9 Calibration Sample, Level: 1
Dil Factor: 1.00000
Integrator: HP RTE Compound Sublist: 1-8260.SUB
Target Version: 4.14
Processing Host: CANPMSV26

Concentration Formula: Amt * DF * 1/Vo * CpndVariable

Name	Value	Description
DF	1.000	Dilution Factor
Vo	5.000	Sample Volume
Va	100.000	Injection Volume
Cpnd Variable		Local Compound Variable

Compounds	QUANT SIG MASS	RT	EXP RT	REL RT	RESPONSE	AMOUNTS CAL-AMT (ng)	AMOUNTS ON-COL (ng)
* 1 Fluorobenzene	96	6.599	6.599	(1.000)	1372183	250.000	
* 2 Chlorobenzene-d5	117	9.332	9.332	(1.000)	1002461	250.000	
* 3 1,4-Dichlorobenzene-d4	152	11.309	11.309	(1.000)	555022	250.000	
$ 4 Dibromofluoromethane	113	5.901	5.901	(0.894)	9676	5.00000	6.400
$ 5 1,2-Dichloroethane-d4	65	6.244	6.244	(0.946)	11539	5.00000	7.445
$ 6 Toluene-d8	98	8.090	8.090	(0.867)	32138	5.00000	5.914
$ 7 Bromofluorobenzene	95	10.326	10.326	(0.913)	15167	5.00000	7.370
8 Dichlorodifluoromethane	85	1.310	1.310	(0.199)	6727	5.00000	4.847
9 Chloromethane	50	1.452	1.452	(0.220)	11735	5.00000	5.849
10 Vinyl Chloride	62	1.570	1.570	(0.238)	7286	5.00000	4.814
12 Chloroethane	64	1.996	1.996	(0.303)	5400	5.00000	6.050
13 Trichlorofluoromethane	101	2.268	2.268	(0.344)	6325	5.00000	4.340
15 Acrolein	56	2.742	2.742	(0.415)	9606	50.0000	55.699
16 Acetone	43	2.943	2.943	(0.446)	24140	10.0000	41.779
17 1,1-Dichloroethene	96	2.860	2.860	(0.433)	7010	5.00000	5.347
18 Freon-113	151	2.895	2.895	(0.439)	4388	5.00000	4.168
19 Iodomethane	142	3.037	3.037	(0.460)	11304	5.00000	5.059
20 Carbon Disulfide	76	3.108	3.108	(0.471)	16799	5.00000	4.474
21 Methylene Chloride	84	3.511	3.511	(0.532)	35816	5.00000	20.360
22 Acetonitrile	41	3.298	3.298	(0.500)	12466	50.0000	68.485
23 Acrylonitrile	53	3.901	3.901	(0.591)	5419	10.0000	10.034
24 Methyl tert-butyl ether	73	3.984	3.984	(0.604)	14574	5.00000	4.279

Data File: \\cansvr11\dd\chem\MSV\a3ux14.i\R00114A-IC.b\147359.D
Report Date: 15-Jan-2010 11:14

	Compounds	QUANT SIG MASS	RT	EXP RT	REL RT	RESPONSE	AMOUNTS CAL-AMT (ng)	AMOUNTS ON-COL (ng)
25	trans-1,2-Dichloroethene	96	3.937	3.937	(0.597)	8315	5.00000	5.462
26	Hexane	86	4.398	4.398	(0.666)	1871	5.00000	5.325
27	Vinyl acetate	43	4.694	4.694	(0.711)	7645	5.00000	4.352
154	Vinyl Acetate**2nd**	86	4.706	4.706	(0.713)	680	5.00000	4.345(aA)
28	1,1-Dichloroethane	63	4.564	4.564	(0.692)	13067	5.00000	4.796
29	tert-Butyl Alcohol	59	3.783	3.783	(0.573)	11995	100.000	96.639
30	2-Butanone	43	5.392	5.392	(0.817)	8724	10.0000	12.407
M 31	1,2-Dichloroethene (total)	96				15763	10.0000	
32	cis-1,2-dichloroethene	96	5.333	5.333	(0.808)	7448	5.00000	4.774
34	Bromochloromethane	128	5.617	5.617	(0.851)	4258	5.00000	5.616
35	Chloroform	83	5.723	5.723	(0.867)	12911	5.00000	5.170
36	Tetrahydrofuran	42	5.688	5.688	(0.862)	3656	5.00000	8.027
37	1,1,1-Trichloroethane	97	5.913	5.913	(0.896)	8120	5.00000	4.497
38	1,1-Dichloropropene	75	6.090	6.090	(0.923)	7874	5.00000	4.158
39	Carbon Tetrachloride	117	6.090	6.090	(0.923)	6150	5.00000	3.919
40	1,2-Dichloroethane	62	6.327	6.327	(0.959)	9644	5.00000	5.218
41	Benzene	78	6.303	6.303	(0.955)	29730	5.00000	5.013
42	Trichloroethene	130	6.966	6.966	(1.056)	7968	5.00000	4.874
43	1,2-Dichloropropane	63	7.167	7.167	(1.086)	6926	5.00000	4.661
44	1,4-Dioxane	88	7.321	7.321	(1.109)	2587	250.000	211.01
45	Dibromomethane	93	7.274	7.274	(1.102)	4148	5.00000	5.482
46	Bromodichloromethane	83	7.439	7.439	(1.127)	6789	5.00000	4.426
48	cis-1,3-Dichloropropene	75	7.842	7.842	(1.188)	6079	5.00000	3.222
49	4-Methyl-2-pentanone	43	7.995	7.995	(0.857)	9457	10.0000	7.812
50	Toluene	91	8.149	8.149	(0.873)	27677	5.00000	4.674
51	trans-1,3-Dichloropropene	75	8.338	8.338	(0.893)	6272	5.00000	4.031
52	Ethyl Methacrylate	69	8.433	8.433	(0.904)	4328	5.00000	3.510
53	1,1,2-Trichloroethane	97	8.492	8.492	(0.910)	5544	5.00000	5.249
54	1,3-Dichloropropane	76	8.634	8.634	(0.925)	8265	5.00000	4.670
55	Tetrachloroethene	164	8.622	8.622	(0.924)	5917	5.00000	4.734
56	2-Hexanone	43	8.717	8.717	(0.934)	5958	10.0000	7.144
57	Dibromochloromethane	129	8.835	8.835	(0.947)	4605	5.00000	4.177
58	1,2-Dibromoethane	107	8.930	8.930	(0.957)	5369	5.00000	5.265
59	Chlorobenzene	112	9.356	9.356	(1.003)	21534	5.00000	5.291
60	1,1,1,2-Tetrachloroethane	131	9.427	9.427	(1.010)	5640	5.00000	4.370
61	Ethylbenzene	106	9.451	9.451	(1.013)	8713	5.00000	4.154
62	m + p-Xylene	106	9.557	9.557	(1.024)	20492	10.0000	8.075
64	Xylene-o	106	9.889	9.889	(1.060)	10317	5.00000	4.315
65	Styrene	104	9.900	9.900	(1.061)	13216	5.00000	3.477
66	Bromoform	173	10.054	10.054	(1.077)	2786	5.00000	4.174
67	Isopropylbenzene	105	10.196	10.196	(1.093)	22834	5.00000	3.558
68	1,1,2,2-Tetrachloroethane	83	10.445	10.445	(0.924)	6378	5.00000	4.685
69	1,4-Dichloro-2-butene	53	10.492	10.492	(0.928)	1956	5.00000	4.630
70	1,2,3-Trichloropropane	110	10.480	10.480	(0.927)	1906	5.00000	4.831
71	Bromobenzene	156	10.457	10.457	(0.925)	7878	5.00000	4.821
72	n-Propylbenzene	120	10.551	10.551	(0.933)	6182	5.00000	3.254
73	2-Chlorotoluene	126	10.622	10.622	(0.939)	6188	5.00000	4.003
74	1,3,5-Trimethylbenzene	105	10.693	10.693	(0.946)	16183	5.00000	3.075
75	4-Chlorotoluene	126	10.717	10.717	(0.948)	7022	5.00000	4.302
76	tert-Butylbenzene	119	10.977	10.977	(0.971)	15330	5.00000	3.146
77	1,2,4-Trimethylbenzene	105	11.013	11.013	(0.974)	17135	5.00000	3.190
78	sec-Butylbenzene	105	11.155	11.155	(0.986)	21791	5.00000	3.110
79	4-Isopropyltoluene	119	11.273	11.273	(0.997)	17593	5.00000	2.954
80	1,3-Dichlorobenzene	146	11.249	11.249	(0.995)	15514	5.00000	5.000

Data File: \\cansvr11\dd\chem\MSV\a3ux14.i\R00114A-IC.b\147359.D
Report Date: 15-Jan-2010 11:14

	Compounds	QUANT SIG MASS	RT	EXP RT	REL RT	RESPONSE	AMOUNTS CAL-AMT (ng)	AMOUNTS ON-COL (ng)
81	1,4-Dichlorobenzene	146	11.320	11.320	(1.001)	19341	5.00000	5.876
82	n-Butylbenzene	91	11.616	11.616	(1.027)	17576	5.00000	3.401
83	1,2-Dichlorobenzene	146	11.640	11.640	(1.029)	14785	5.00000	5.090
84	1,2-Dibromo-3-chloropropane	157	12.291	12.291	(1.087)	742	5.00000	3.158
85	1,2,4-Trichlorobenzene	180	12.989	12.989	(1.149)	8165	5.00000	4.343
87	Naphthalene	128	13.178	13.178	(1.165)	15306	5.00000	3.538
86	Hexachlorobutadiene	225	13.131	13.131	(1.161)	5734	5.00000	4.758
88	1,2,3-Trichlorobenzene	180	13.379	13.379	(1.183)	8792	5.00000	4.748
98	Cyclohexane	56	5.972	5.972	(0.905)	11321	5.00000	3.514
143	Methyl Acetate	43	3.404	3.404	(0.516)	15423	10.0000	11.565
144	Methylcyclohexane	83	7.143	7.143	(1.082)	9099	5.00000	3.303
141	1,3,5-Trichlorobenzene	180	12.468	12.468	(1.103)	9915	5.00000	4.473

QC Flag Legend

a - Target compound detected but, quantitated amount Below Limit Of Quantitation(BLOQ).
A - Target compound detected but, quantitated amount exceeded maximum amount.

Data File: \\cansvr11\dd\chem\MSV\a3ux14.i\R00114A-IC.b\147359.D
Report Date: 15-Jan-2010 11:14

TestAmerica North Canton

INTERNAL STANDARD COMPOUNDS
AREA AND RT SUMMARY

Instrument ID: a3ux14.i
Lab File ID: 147359.D
Lab Smp Id: 5NG-IC
Analysis Type: VOA
Quant Type: ISTD
Operator: 2807
Calibration Date: 14-JAN-2010
Calibration Time: 11:29
Level: LOW
Sample Type: SOIL
Method File: \\cansvr11\dd\chem\MSV\a3ux14.i\R00114A-IC.b\8260SUX14.m
Misc Info: R00114A-IC,8260SUX14,1-8260.SUB,2807,1,1

COMPOUND	STANDARD	AREA LIMIT LOWER	AREA LIMIT UPPER	SAMPLE	%DIFF
1 Fluorobenzene	1619446	809723	3238892	1372183	-15.27
2 Chlorobenzene-d5	1224767	612384	2449534	1002461	-18.15
3 1,4-Dichlorobenze	643485	321743	1286970	555022	-13.75

COMPOUND	STANDARD	RT LIMIT LOWER	RT LIMIT UPPER	SAMPLE	%DIFF
1 Fluorobenzene	6.60	6.10	7.10	6.60	-0.00
2 Chlorobenzene-d5	9.33	8.83	9.83	9.33	-0.00
3 1,4-Dichlorobenze	11.31	10.81	11.81	11.31	-0.00

AREA UPPER LIMIT = +100% of internal standard area.
AREA LOWER LIMIT = - 50% of internal standard area.
RT UPPER LIMIT = + 0.50 minutes of internal standard RT.
RT LOWER LIMIT = - 0.50 minutes of internal standard RT.

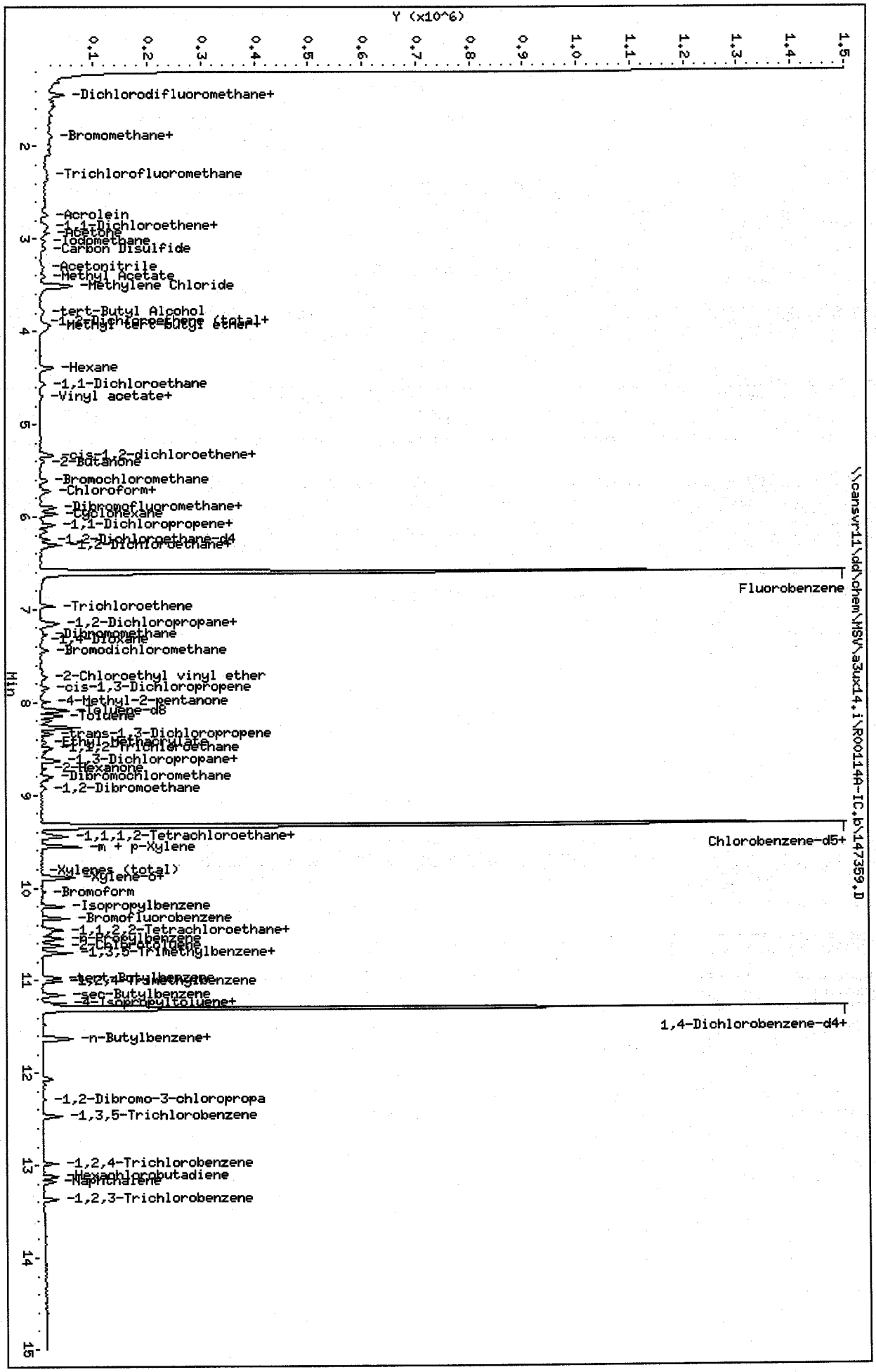

Data File: \\cansvr11\dd\chem\MSV\a3ux14.i\R00114A-IC.b\147359.D
Date : 14-JAN-2010 13:21
Client ID:
Sample Info: 5NG-IC
Purge Volume: 5.0
Column phase: DB624

Instrument: a3ux14.i
Operator: 2807
Column diameter: 0.18

Data File: \\cansvr11\dd\chem\MSV\a3ux14.i\R00114A-IC.b\147371.D
Report Date: 15-Jan-2010 11:42

TestAmerica North Canton

VOLATILE REPORT SW-846 Method 8260A/8260B

Data file : \\cansvr11\dd\chem\MSV\a3ux14.i\R00114A-IC.b\147371.D
Lab Smp Id: CHECKDUP/ICV
Inj Date : 14-JAN-2010 18:00
Operator : 2807 Inst ID: a3ux14.i
Smp Info : CHECKDUP/ICV
Misc Info : R00114A-IC,8260SUX14,,2807,3
Comment :
Method : \\cansvr11\dd\chem\MSV\a3ux14.i\R00114A-IC.b\8260SUX14.m
Meth Date : 15-Jan-2010 11:27 macenczaks Quant Type: ISTD
Cal Date : 14-JAN-2010 15:16 Cal File: 147364.D
Als bottle: 21 QC Sample: METHSPIKE
Dil Factor: 1.00000
Integrator: HP RTE Compound Sublist: 4-8260+IX.sub
Target Version: 4.14
Processing Host: CANPMSV26

Concentration Formula: Amt * DF * 1/Vo * CpndVariable

Name	Value	Description
DF	1.000	Dilution Factor
Vo	5.000	Sample Volume
Va	100.000	Injection Volume
Cpnd Variable		Local Compound Variable

Compounds	QUANT SIG MASS	RT	EXP RT	REL RT	RESPONSE	CONCENTRATIONS ON-COLUMN (ng)	CONCENTRATIONS FINAL (UG/KG)
* 1 Fluorobenzene	96	6.599	6.599	(1.000)	1426776	250.000	
* 2 Chlorobenzene-d5	117	9.333	9.332	(1.000)	1018266	250.000	
* 3 1,4-Dichlorobenzene-d4	152	11.309	11.309	(1.000)	585686	250.000	
$ 4 Dibromofluoromethane	113	5.901	5.901	(0.894)	372221	236.798	47.360
$ 5 1,2-Dichloroethane-d4	65	6.244	6.244	(0.946)	373759	231.917	46.383
$ 6 Toluene-d8	98	8.090	8.090	(0.867)	1388680	251.564	50.313
$ 7 Bromofluorobenzene	95	10.326	10.326	(0.913)	525978	242.199	48.440
8 Dichlorodifluoromethane	85	1.298	1.298	(0.197)	303955	210.630	42.126
9 Chloromethane	50	1.452	1.452	(0.220)	469869	225.220	45.044
10 Vinyl Chloride	62	1.570	1.570	(0.238)	348368	221.382	44.276
11 Bromomethane	94	1.890	1.878	(0.286)	160709	209.172	41.834
12 Chloroethane	64	1.996	1.996	(0.303)	199943	215.457	43.091
13 Trichlorofluoromethane	101	2.268	2.268	(0.344)	421357	278.039	55.608
15 Acrolein	56	2.730	2.730	(0.414)	145532	811.565	162.31
16 Acetone	43	2.943	2.931	(0.446)	130741	244.205	48.841
17 1,1-Dichloroethene	96	2.860	2.848	(0.433)	369801	271.279	54.256
18 Freon-113	151	2.895	2.884	(0.439)	320123	292.408	58.482
19 Iodomethane	142	3.026	3.026	(0.459)	601965	259.089	51.818
20 Carbon Disulfide	76	3.097	3.097	(0.469)	1026347	262.863	52.573
21 Methylene Chloride	84	3.511	3.499	(0.532)	382573	248.057	49.611
22 Acetonitrile	41	3.298	3.286	(0.500)	125368	662.387	132.48
23 Acrylonitrile	53	3.889	3.889	(0.589)	405544	722.193	144.44

Data File: \\cansvr11\dd\chem\MSV\a3ux14.i\R00114A-IC.b\147371.D
Report Date: 15-Jan-2010 11:42

	Compounds	QUANT SIG MASS	RT	EXP RT	REL RT	RESPONSE	CONCENTRATIONS ON-COLUMN (ng)	CONCENTRATIONS FINAL (UG/KG)
24	Methyl tert-butyl ether	73	3.972	3.972	(0.602)	920036	259.773	51.955
25	trans-1,2-Dichloroethene	96	3.925	3.925	(0.595)	401619	253.705	50.741
26	Hexane	86	4.398	4.386	(0.666)	97485	266.852	53.370
27	Vinyl acetate	43	4.694	4.694	(0.711)	633704	346.979	69.396(R)
154	Vinyl Acetate**2nd**	86	4.694	4.694	(0.711)	50554	310.665	62.133(A)
28	1,1-Dichloroethane	63	4.564	4.564	(0.692)	727312	256.761	51.352
29	tert-Butyl Alcohol	59	3.771	3.771	(0.571)	611660	4739.35	947.87
30	2-Butanone	43	5.380	5.380	(0.815)	161404	220.759	44.152
M 31	1,2-Dichloroethene (total)	96				805843	502.917	100.58
32	cis-1,2-dichloroethene	96	5.333	5.333	(0.808)	404224	249.212	49.842
33	2,2-Dichloropropane	77	5.321	5.321	(0.806)	248165	223.913	44.782
34	Bromochloromethane	128	5.605	5.605	(0.849)	192355	243.992	48.798
35	Chloroform	83	5.723	5.723	(0.867)	646879	249.134	49.827
36	Tetrahydrofuran	42	5.676	5.676	(0.860)	112132	236.778	47.356
37	1,1,1-Trichloroethane	97	5.913	5.901	(0.896)	483545	257.551	51.510
38	1,1-Dichloropropene	75	6.090	6.090	(0.923)	514823	261.491	52.298
39	Carbon Tetrachloride	117	6.090	6.090	(0.923)	474144	290.561	58.112
40	1,2-Dichloroethane	62	6.327	6.327	(0.959)	480819	250.199	50.040
41	Benzene	78	6.303	6.303	(0.955)	1510067	244.862	48.972
42	Trichloroethene	130	6.966	6.966	(1.056)	417600	245.694	49.139
43	1,2-Dichloropropane	63	7.167	7.167	(1.086)	390891	253.007	50.601
44	1,4-Dioxane	88	Compound Not Detected.					
45	Dibromomethane	93	7.274	7.274	(1.102)	197203	250.644	50.129
46	Bromodichloromethane	83	7.439	7.439	(1.127)	417213	261.597	52.319
47	2-Chloroethyl vinyl ether	63	7.723	7.723	(1.170)	155460	217.992	43.598
48	cis-1,3-Dichloropropene	75	7.842	7.842	(1.188)	465316	237.220	47.444
49	4-Methyl-2-pentanone	43	7.995	7.995	(0.857)	311833	253.590	50.718
50	Toluene	91	8.137	8.137	(0.872)	1509885	251.050	50.210
51	trans-1,3-Dichloropropene	75	8.339	8.339	(0.893)	385201	243.704	48.741
52	Ethyl Methacrylate	69	Compound Not Detected.					
53	1,1,2-Trichloroethane	97	8.492	8.492	(0.910)	258070	240.539	48.108
54	1,3-Dichloropropane	76	8.634	8.634	(0.925)	447358	248.879	49.776
55	Tetrachloroethene	164	8.623	8.623	(0.924)	307711	242.343	48.468
56	2-Hexanone	43	8.717	8.717	(0.934)	200110	236.210	47.242
57	Dibromochloromethane	129	8.836	8.836	(0.947)	294409	262.886	52.577
58	1,2-Dibromoethane	107	8.930	8.930	(0.957)	255921	247.056	49.411
59	Chlorobenzene	112	9.356	9.356	(1.003)	966289	233.746	46.749
60	1,1,1,2-Tetrachloroethane	131	9.427	9.427	(1.010)	348289	265.646	53.129
61	Ethylbenzene	106	9.451	9.451	(1.013)	545137	255.847	51.169
62	m + p-Xylene	106	9.557	9.557	(1.024)	1309230	507.896	101.58
M 63	Xylenes (total)	106				1954923	773.740	154.75
64	Xylene-o	106	9.889	9.889	(1.060)	645693	265.844	53.169
65	Styrene	104	9.901	9.900	(1.061)	1005301	260.387	52.077
66	Bromoform	173	10.054	10.054	(1.077)	183512	270.650	54.130
67	Isopropylbenzene	105	10.196	10.196	(1.093)	1729693	265.353	53.070
68	1,1,2,2-Tetrachloroethane	83	10.445	10.445	(0.924)	321532	223.799	44.760
69	1,4-Dichloro-2-butene	53	10.492	10.492	(0.928)	218142	489.380	97.876
70	1,2,3-Trichloropropane	110	10.480	10.480	(0.927)	103084	247.585	49.517
71	Bromobenzene	156	10.457	10.457	(0.925)	404346	234.479	46.896
72	n-Propylbenzene	120	10.551	10.551	(0.933)	486807	242.795	48.559
73	2-Chlorotoluene	126	10.622	10.622	(0.939)	402822	246.951	49.390
74	1,3,5-Trimethylbenzene	105	10.693	10.693	(0.946)	1405860	253.167	50.633
75	4-Chlorotoluene	126	10.717	10.717	(0.948)	412207	239.331	47.866
76	tert-Butylbenzene	119	10.977	10.977	(0.971)	1328150	258.297	51.659

Data File: \\cansvr11\dd\chem\MSV\a3ux14.i\R00114A-IC.b\147371.D
Report Date: 15-Jan-2010 11:42

	Compounds	QUANT SIG MASS	RT	EXP RT	REL RT	RESPONSE	CONCENTRATIONS ON-COLUMN (ng)	CONCENTRATIONS FINAL (UG/KG)
77	1,2,4-Trimethylbenzene	105	11.013	11.013	(0.974)	1462655	258.042	51.608
78	sec-Butylbenzene	105	11.155	11.155	(0.986)	1858277	251.295	50.259
79	4-Isopropyltoluene	119	11.273	11.273	(0.997)	1561458	248.447	49.689
80	1,3-Dichlorobenzene	146	11.249	11.249	(0.995)	743446	227.070	45.414
81	1,4-Dichlorobenzene	146	11.320	11.320	(1.001)	739280	212.841	42.568
82	n-Butylbenzene	91	11.616	11.616	(1.027)	1337463	245.256	49.051
83	1,2-Dichlorobenzene	146	11.640	11.640	(1.029)	704495	229.821	45.964
84	1,2-Dibromo-3-chloropropane	157	12.291	12.291	(1.087)	62926	253.791	50.758
85	1,2,4-Trichlorobenzene	180	12.989	12.989	(1.149)	454758	229.246	45.849
86	Hexachlorobutadiene	225	13.131	13.131	(1.161)	297406	233.880	46.776
87	Naphthalene	128	13.178	13.178	(1.165)	1125485	246.523	49.305
88	1,2,3-Trichlorobenzene	180	13.379	13.379	(1.183)	454713	232.701	46.540
146	2-Methylnaphthalene	142	14.042	14.054	(1.242)	1381	12.1413	2.428
89	Ethyl Ether	59	2.600	2.600	(0.394)	274079	229.140	45.828
91	3-Chloropropene	76	Compound Not Detected.					
92	Isopropyl Ether	87	4.741	4.741	(0.719)	326901	258.014	51.603
93	2-Chloro-1,3-butadiene	53	Compound Not Detected.					
14	Dichlorofluoromethane	67	Compound Not Detected.					
94	Propionitrile	54	Compound Not Detected.					
95	Ethyl Acetate	43	Compound Not Detected.					
96	Methacrylonitrile	67	Compound Not Detected.					
97	Isobutanol	42	6.303	6.303	(0.955)	539744	12259.6	2451.9(A)
99	n-Butanol	56	Compound Not Detected.					
100	Methyl Methacrylate	41	Compound Not Detected.					
25	Cyclohexanone	55	10.267	10.267	(0.908)	125449	387.234	77.447(R)
101	2-Nitropropane	41	Compound Not Detected.					
98	Cyclohexane	56	5.960	5.960	(0.903)	797720	238.147	47.629
143	Methyl Acetate	43	3.392	3.392	(0.514)	287870	207.599	41.520
144	Methylcyclohexane	83	7.143	7.143	(1.082)	720375	251.528	50.306
141	1,3,5-Trichlorobenzene	180	Compound Not Detected.					
156	tert-Butyl Ethyl ether	59	Compound Not Detected.					
157	tert-Amyl Methyl ether	73	Compound Not Detected.					
158	1,2,3-Trimethylbenzene	105	11.368	11.368	(1.005)	1464811	264.487	52.897(A)

QC Flag Legend

A - Target compound detected but, quantitated amount exceeded maximum amount.
R - Spike/Surrogate failed recovery limits.

Data File: \\cansvr11\dd\chem\MSV\a3ux14.i\R00114A-IC.b\147371.D
Report Date: 15-Jan-2010 11:42

TestAmerica North Canton

VOLATILE REPORT SW-846 Method 8260A/8260B

Data file : \\cansvr11\dd\chem\MSV\a3ux14.i\R00114A-IC.b\147371.D
Lab Smp Id: CHECKDUP/ICV
Inj Date : 14-JAN-2010 18:00
Operator : 2807 Inst ID: a3ux14.i
Smp Info : CHECKDUP/ICV
Misc Info : R00114A-IC,8260SUX14,,2807,3
Comment :
Method : \\cansvr11\dd\chem\MSV\a3ux14.i\R00114A-IC.b\8260SUX14.m
Meth Date : 15-Jan-2010 11:27 macenczaks Quant Type: ISTD
Cal Date : 14-JAN-2010 15:16 Cal File: 147364.D
Als bottle: 21 QC Sample: METHSPIKE
Dil Factor: 1.00000
Integrator: HP RTE Compound Sublist: 4-8260+IX.sub
Target Version: 4.14
Processing Host: CANPMSV26

- NO TENTATIVELY IDENTIFIED COMPOUNDS -

Data File: \\cansvr11\dd\chem\MSV\a3ux14.i\R00114A-IC.b\147371.D
Report Date: 15-Jan-2010 11:42

TestAmerica North Canton

INTERNAL STANDARD COMPOUNDS
AREA AND RT SUMMARY

Instrument ID: a3ux14.i
Lab File ID: 147371.D
Lab Smp Id: CHECKDUP/ICV
Analysis Type: VOA
Quant Type: ISTD
Operator: 2807
Method File: \\cansvr11\dd\chem\MSV\a3ux14.i\R00114A-IC.b\8260SUX14.m
Misc Info: R00114A-IC,8260SUX14,,2807,3

Calibration Date: 14-JAN-2010
Calibration Time: 11:29

Level: LOW
Sample Type: SOIL

COMPOUND	STANDARD	AREA LIMIT LOWER	AREA LIMIT UPPER	SAMPLE	%DIFF
1 Fluorobenzene	1619446	809723	3238892	1426776	-11.90
2 Chlorobenzene-d5	1224767	612384	2449534	1018266	-16.86
3 1,4-Dichlorobenze	643485	321743	1286970	585686	-8.98

COMPOUND	STANDARD	RT LIMIT LOWER	RT LIMIT UPPER	SAMPLE	%DIFF
1 Fluorobenzene	6.60	6.10	7.10	6.60	0.00
2 Chlorobenzene-d5	9.33	8.83	9.83	9.33	0.00
3 1,4-Dichlorobenze	11.31	10.81	11.81	11.31	0.00

AREA UPPER LIMIT = +100% of internal standard area.
AREA LOWER LIMIT = - 50% of internal standard area.
RT UPPER LIMIT = + 0.50 minutes of internal standard RT.
RT LOWER LIMIT = - 0.50 minutes of internal standard RT.

Data File: \\cansvr11\dd\chem\MSV\a3ux14.i\R00114A-IC.b\147371.D
Report Date: 15-Jan-2010 11:42

TestAmerica North Canton

RECOVERY REPORT

Client Name:
Client SDG: SDGa00468
Sample Matrix: SOLID
Fraction: VOA
Lab Smp Id: CHECKDUP/ICV
Level: LOW
Operator: 2807
Data Type: MS DATA
SampleType: METHSPIKE
SpikeList File: DODICV.spk
Quant Type: ISTD
Sublist File: 4-8260+IX.sub
Method File: \\cansvr11\dd\chem\MSV\a3ux14.i\R00114A-IC.b\8260SUX14.m
Misc Info: R00114A-IC,8260SUX14,,2807,3

SPIKE	COMPOUND	CONC ADDED UG/KG	CONC RECOVERED UG/KG	% RECOVERED	LIMITS
17	1,1-Dichloroethene	50.000	54.256	108.51	55-142
42	Trichloroethene	50.000	49.139	98.28	70-131
41	Benzene	50.000	48.972	97.94	75-129
50	Toluene	50.000	50.210	100.42	71-130
59	Chlorobenzene	50.000	46.749	93.50	75-127
60	1,1,1,2-Tetrachlor	50.000	53.129	106.26	75-125
37	1,1,1-Trichloroeth	50.000	51.510	103.02	75-125
68	1,1,2,2-Tetrachlor	50.000	44.760	89.52	75-125
53	1,1,2-Trichloroeth	50.000	48.108	96.22	75-125
28	1,1-Dichloroethane	50.000	51.352	102.70	75-125
38	1,1-Dichloropropen	50.000	52.298	104.60	75-125
88	1,2,3-Trichloroben	50.000	46.540	93.08	75-125
70	1,2,3-Trichloropro	50.000	49.517	99.03	75-125
85	1,2,4-Trichloroben	50.000	45.849	91.70	75-125
77	1,2,4-Trimethylben	50.000	51.608	103.22	75-125
84	1,2-Dibromo-3-chlo	50.000	50.758	101.52	75-125
58	1,2-Dibromoethane	50.000	49.411	98.82	75-125
83	1,2-Dichlorobenzen	50.000	45.964	91.93	75-125
40	1,2-Dichloroethane	50.000	50.040	100.08	75-125
43	1,2-Dichloropropan	50.000	50.601	101.20	75-125
74	1,3,5-Trimethylben	50.000	50.633	101.27	75-125
80	1,3-Dichlorobenzen	50.000	45.414	90.83	75-125
54	1,3-Dichloropropan	50.000	49.776	99.55	75-125
81	1,4-Dichlorobenzen	50.000	42.568	85.14	75-125
33	2,2-Dichloropropan	50.000	44.782	89.57	75-125
30	2-Butanone	50.000	44.152	88.30	75-125
73	2-Chlorotoluene	50.000	49.390	98.78	75-125
56	2-Hexanone	50.000	47.242	94.48	75-125
75	4-Chlorotoluene	50.000	47.866	95.73	75-125
49	4-Methyl-2-pentano	50.000	50.718	101.44	75-125
16	Acetone	50.000	48.841	97.68	75-125
71	Bromobenzene	50.000	46.896	93.79	75-125
34	Bromochloromethane	50.000	48.798	97.60	75-125
46	Bromodichlorometha	50.000	52.319	104.64	75-125
66	Bromoform	50.000	54.130	108.26	75-125
11	Bromomethane	50.000	41.834	83.67	75-125
20	Carbon Disulfide	50.000	52.573	105.15	75-125
39	Carbon Tetrachlori	50.000	58.112	116.22	75-125
57	Dibromochlorometha	50.000	52.577	105.15	75-125
12	Chloroethane	50.000	43.091	86.18	75-125

Data File: \\cansvr11\dd\chem\MSV\a3ux14.i\R00114A-IC.b\147371.D
Report Date: 15-Jan-2010 11:42

	SPIKE	COMPOUND	CONC ADDED UG/KG	CONC RECOVERED UG/KG	% RECOVERED	LIMITS
	35	Chloroform	50.000	49.827	99.65	75-125
	9	Chloromethane	50.000	45.044	90.09	75-125
	32	cis-1,2-dichloroet	50.000	49.842	99.68	75-125
	48	cis-1,3-Dichloropr	50.000	47.444	94.89	75-125
	45	Dibromomethane	50.000	50.129	100.26	75-125
	8	Dichlorodifluorome	50.000	42.126	84.25	75-125
	61	Ethylbenzene	50.000	51.169	102.34	75-125
	86	Hexachlorobutadien	50.000	46.776	93.55	75-125
	67	Isopropylbenzene	50.000	53.070	106.14	75-125
	62	m + p-Xylene	100.00	101.58	101.58	75-125
	21	Methylene Chloride	50.000	49.611	99.22	75-125
	87	Naphthalene	50.000	49.305	98.61	75-125
	82	n-Butylbenzene	50.000	49.051	98.10	75-125
	72	n-Propylbenzene	50.000	48.559	97.12	75-125
	64	Xylene-o	50.000	53.169	106.34	75-125
	79	4-Isopropyltoluene	50.000	49.689	99.38	75-125
	78	sec-Butylbenzene	50.000	50.259	100.52	75-125
	65	Styrene	50.000	52.077	104.15	75-125
	76	tert-Butylbenzene	50.000	51.659	103.32	75-125
	55	Tetrachloroethene	50.000	48.468	96.94	75-125
	25	trans-1,2-Dichloro	50.000	50.741	101.48	75-125
	51	trans-1,3-Dichloro	50.000	48.741	97.48	75-125
	13	Trichlorofluoromet	50.000	55.608	111.22	75-125
	10	Vinyl Chloride	50.000	44.276	88.55	75-125
	27	Vinyl acetate	50.000	69.396	138.79*	75-125
	154	Vinyl Acetate**2nd	50.000	62.133	124.27	75-125
	19	Iodomethane	50.000	51.818	103.64	75-125
	92	Isopropyl Ether	50.000	51.603	103.21	75-125
	24	Methyl tert-butyl	50.000	51.955	103.91	75-125
M	63	Xylenes (total)	150.00	154.75	103.17	75-125
	22	Acetonitrile	150.00	132.48	88.32	75-125
	15	Acrolein	150.00	162.31	108.21	75-125
	23	Acrylonitrile	150.00	144.44	96.29	75-125
	47	2-Chloroethyl viny	50.000	43.598	87.20	75-125
	98	Cyclohexane	50.000	47.629	95.26	75-125
M	31	1,2-Dichloroethene	100.00	100.58	100.58	75-125
	26	Hexane	50.000	53.370	106.74	75-125
	143	Methyl Acetate	50.000	41.520	83.04	75-125
	144	Methylcyclohexane	50.000	50.306	100.61	75-125
	18	Freon-113	50.000	58.482	116.96	75-125
	25	Cyclohexanone	500.00	77.447	15.49*	75-125

	SURROGATE	COMPOUND	CONC ADDED UG/KG	CONC RECOVERED UG/KG	% RECOVERED	LIMITS
$	4	Dibromofluorometha	50.000	47.360	94.72	59-138
$	5	1,2-Dichloroethane	50.000	46.383	92.77	61-130
$	6	Toluene-d8	50.000	50.313	100.63	60-143
$	7	Bromofluorobenzene	50.000	48.440	96.88	47-158

Data File: \\cansvr11\dd\chem\MSV\a3ux14.i\R001140-IC.b\147371.D
Date : 14-JAN-2010 18:00
Client ID:
Sample Info: CHECKDUP/ICV
Purge Volume: 5.0
Column phase: DB624
Instrument: a3ux14.i
Operator: 2807
Column diameter: 0.18
\\cansvr11\dd\chem\MSV\a3ux14.i\R001140-IC.b\147371.D
Y (x10^6)
Min
-Chloromethane
-Vinyl Chloride
-Bromomethane
-Chloroethane
-Trichlorofluoromethane
-Ethyl Ether
-Acrolein
-1,1-Dichloroethene+
-Acetone+
-Carbon Disulfide
-Acetonitrile
-Methyl Acetate
-Methylene Chloride
-tert-Butyl Alcohol
-1,2-Dichloroethene (total)+
-Methyl tert-butyl ether+
-Hexane
-1,1-Dichloroethane
Vinyl acetate+
-2-Butanone+
-Bromochloromethane
-Tetrahydrofuran
-Chloroform
Dibromofluoromethane
Cyclohexane
-1,2-Dichloroethane-d4
1,4-Dichloropropene+
1,2-Dichloroethane+
Fluorobenzene
Trichloroethene
-Dibromomethane
1,2-Dichloropropane+
-Bromodichloromethane
-2-Chloroethyl vinyl ether
-cis-1,3-Dichloropropene
-4-Methyl-2-pentanone
Toluene-d8
Toluene
-trans-1,3-Dichloropropene
-1,1,2-Trichloroethane
-2-Hexanone
-Dibromochloromethane
1,3-Dichloropropane+
-1,2-Dibromoethane
Chlorobenzene-d5
1,1,1,2-Tetrachloroethane+
m + p-Xylene
-Xylenes (total)
-Bromoform
Xylene-o+
-Cyclohexanone
Isopropylbenzene
Bromofluorobenzene
1,1,2,2-Tetrachloroethane
p-Chlorotoluene
o-Chlorotoluene
1,3,5-Trimethylbenzene+
1,2,4-Trimethylbenzene
sec-Butylbenzene
1,4-Dichlorobenzene
1,2,3-Trimethylbenzene
n-Butylbenzene+
-1,2-Dibromo-3-chloropropa
1,2,4-Trichlorobenzene
Hexachlorobutadiene
Naphthalene
1,2,3-Trichlorobenzene
-2-Methylnaphthalene

Data File: \\cansvr11\dd\chem\MSV\a3ux14.i\R00114A-IC.b\147362.D
Report Date: 15-Jan-2010 11:15

TestAmerica North Canton

VOLATILE REPORT SW-846 Method 8260A/8260B

Data file : \\cansvr11\dd\chem\MSV\a3ux14.i\R00114A-IC.b\147362.D
Lab Smp Id: 1000NG-BMIC
Inj Date : 14-JAN-2010 14:30
Operator : 2807 Inst ID: a3ux14.i
Smp Info : 1000NG-BMIC
Misc Info : R00114A-IC,8260SUX14,BROMO.SUB,2807,1,8
Comment :
Method : \\cansvr11\dd\chem\MSV\a3ux14.i\R00114A-IC.b\8260SUX14.m
Meth Date : 15-Jan-2010 11:15 a3ux14.i Quant Type: ISTD
Cal Date : 14-JAN-2010 17:14 Cal File: 147369.D
Als bottle: 12 Calibration Sample, Level: 8
Dil Factor: 1.00000
Integrator: HP RTE Compound Sublist: BROMO.SUB
Target Version: 4.14
Processing Host: CANPMSV26

Concentration Formula: Amt * DF * 1/Vo * CpndVariable

Name	Value	Description
DF	1.000	Dilution Factor
Vo	5.000	Sample Volume
Va	100.000	Injection Volume
Cpnd Variable		Local Compound Variable

Compounds	QUANT SIG MASS	RT	EXP RT	REL RT	RESPONSE	AMOUNTS CAL-AMT (ng)	AMOUNTS ON-COL (ng)
* 1 Fluorobenzene	96	6.599	6.599	(1.000)	1469255	250.000	
* 2 Chlorobenzene-d5	117	9.332	9.332	(1.000)	1064692	250.000	
* 3 1,4-Dichlorobenzene-d4	152	11.309	11.309	(1.000)	598810	250.000	
11 Bromomethane	94	1.878	1.878	(0.285)	668309	1000.00	844.69

Data File: \\cansvr11\dd\chem\MSV\a3ux14.i\R00114A-IC.b\147362.D
Report Date: 15-Jan-2010 11:15

TestAmerica North Canton

INTERNAL STANDARD COMPOUNDS
AREA AND RT SUMMARY

Instrument ID: a3ux14.i
Lab File ID: 147362.D
Lab Smp Id: 1000NG-BMIC
Analysis Type: VOA
Quant Type: ISTD
Operator: 2807
Method File: \\cansvr11\dd\chem\MSV\a3ux14.i\R00114A-IC.b\8260SUX14.m
Misc Info: R00114A-IC,8260SUX14,BROMO.SUB,2807,1,8

Calibration Date: 14-JAN-2010
Calibration Time: 11:29

Level: LOW
Sample Type: SOIL

COMPOUND	STANDARD	AREA LIMIT LOWER	AREA LIMIT UPPER	SAMPLE	%DIFF
1 Fluorobenzene	1619446	809723	3238892	1469255	-9.27
2 Chlorobenzene-d5	1224767	612384	2449534	1064692	-13.07
3 1,4-Dichlorobenze	643485	321743	1286970	598810	-6.94

COMPOUND	STANDARD	RT LIMIT LOWER	RT LIMIT UPPER	SAMPLE	%DIFF
1 Fluorobenzene	6.60	6.10	7.10	6.60	-0.00
2 Chlorobenzene-d5	9.33	8.83	9.83	9.33	-0.00
3 1,4-Dichlorobenze	11.31	10.81	11.81	11.31	-0.00

AREA UPPER LIMIT = +100% of internal standard area.
AREA LOWER LIMIT = - 50% of internal standard area.
RT UPPER LIMIT = + 0.50 minutes of internal standard RT.
RT LOWER LIMIT = - 0.50 minutes of internal standard RT.

Data File: \\cansvr11\dd\chem\MSV\a3ux14.i\R00114A-IC.b\147362.D
Date : 14-JAN-2010 14:30
Client ID:
Sample Info: 1000NG-BMIC
Purge Volume: 5.0
Column phase: DB624

Instrument: a3ux14.i

Operator: 2807
Column diameter: 0.18

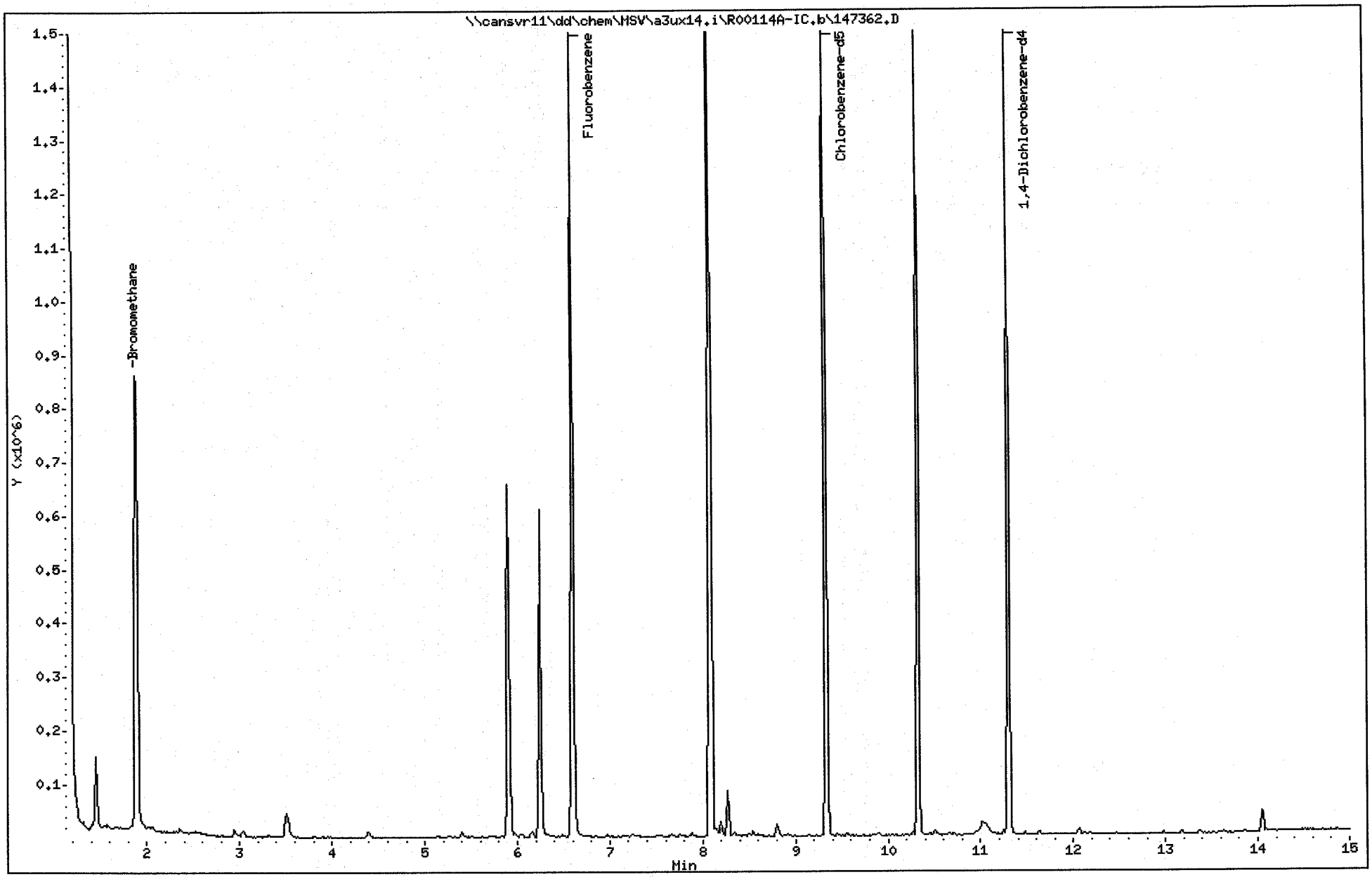

Data File: \\cansvr11\dd\chem\MSV\a3ux14.i\R00114A-IC.b\147363.D
Report Date: 15-Jan-2010 11:15

TestAmerica North Canton

VOLATILE REPORT SW-846 Method 8260A/8260B

Data file : \\cansvr11\dd\chem\MSV\a3ux14.i\R00114A-IC.b\147363.D
Lab Smp Id: 500NG-BMIC
Inj Date : 14-JAN-2010 14:53
Operator : 2807 Inst ID: a3ux14.i
Smp Info : 500NG-BMIC
Misc Info : R00114A-IC,8260SUX14,BROMO.SUB,2807,1,7
Comment :
Method : \\cansvr11\dd\chem\MSV\a3ux14.i\R00114A-IC.b\8260SUX14.m
Meth Date : 15-Jan-2010 11:15 a3ux14.i Quant Type: ISTD
Cal Date : 14-JAN-2010 14:30 Cal File: 147362.D
Als bottle: 13 Calibration Sample, Level: 7
Dil Factor: 1.00000
Integrator: HP RTE Compound Sublist: BROMO.SUB
Target Version: 4.14
Processing Host: CANPMSV26

Concentration Formula: Amt * DF * 1/Vo * CpndVariable

Name	Value	Description
DF	1.000	Dilution Factor
Vo	5.000	Sample Volume
Va	100.000	Injection Volume
Cpnd Variable		Local Compound Variable

Compounds	QUANT SIG MASS	RT	EXP RT	REL RT	RESPONSE	AMOUNTS CAL-AMT (ng)	AMOUNTS ON-COL (ng)
* 1 Fluorobenzene	96	6.599	6.599	(1.000)	1506064	250.000	
* 2 Chlorobenzene-d5	117	9.333	9.333	(1.000)	1130843	250.000	
* 3 1,4-Dichlorobenzene-d4	152	11.309	11.309	(1.000)	577018	250.000	
11 Bromomethane	94	1.890	1.890	(0.286)	363830	500.000	448.62

Data File: \\cansvr11\dd\chem\MSV\a3ux14.i\R00114A-IC.b\147363.D
Report Date: 15-Jan-2010 11:15

TestAmerica North Canton

INTERNAL STANDARD COMPOUNDS
AREA AND RT SUMMARY

Instrument ID: a3ux14.i
Lab File ID: 147363.D
Lab Smp Id: 500NG-BMIC
Analysis Type: VOA
Quant Type: ISTD
Operator: 2807
Calibration Date: 14-JAN-2010
Calibration Time: 11:29
Level: LOW
Sample Type: SOIL
Method File: \\cansvr11\dd\chem\MSV\a3ux14.i\R00114A-IC.b\8260SUX14.m
Misc Info: R00114A-IC,8260SUX14,BROMO.SUB,2807,1,7

COMPOUND	STANDARD	AREA LIMIT LOWER	AREA LIMIT UPPER	SAMPLE	%DIFF
1 Fluorobenzene	1619446	809723	3238892	1506064	-7.00
2 Chlorobenzene-d5	1224767	612384	2449534	1130843	-7.67
3 1,4-Dichlorobenze	643485	321743	1286970	577018	-10.33

COMPOUND	STANDARD	RT LIMIT LOWER	RT LIMIT UPPER	SAMPLE	%DIFF
1 Fluorobenzene	6.60	6.10	7.10	6.60	0.00
2 Chlorobenzene-d5	9.33	8.83	9.83	9.33	0.00
3 1,4-Dichlorobenze	11.31	10.81	11.81	11.31	0.00

AREA UPPER LIMIT = +100% of internal standard area.
AREA LOWER LIMIT = - 50% of internal standard area.
RT UPPER LIMIT = + 0.50 minutes of internal standard RT.
RT LOWER LIMIT = - 0.50 minutes of internal standard RT.

Data File: \\oansvr11\dd\chem\MSV\a3ux14.i\R00114A-IC.b\147363.D
Date : 14-JAN-2010 14:53
Client ID:
Sample Info: 500NG-BMIC
Purge Volume: 5.0
Column phase: DB624

Instrument: a3ux14.i

Operator: 2807
Column diameter: 0.18

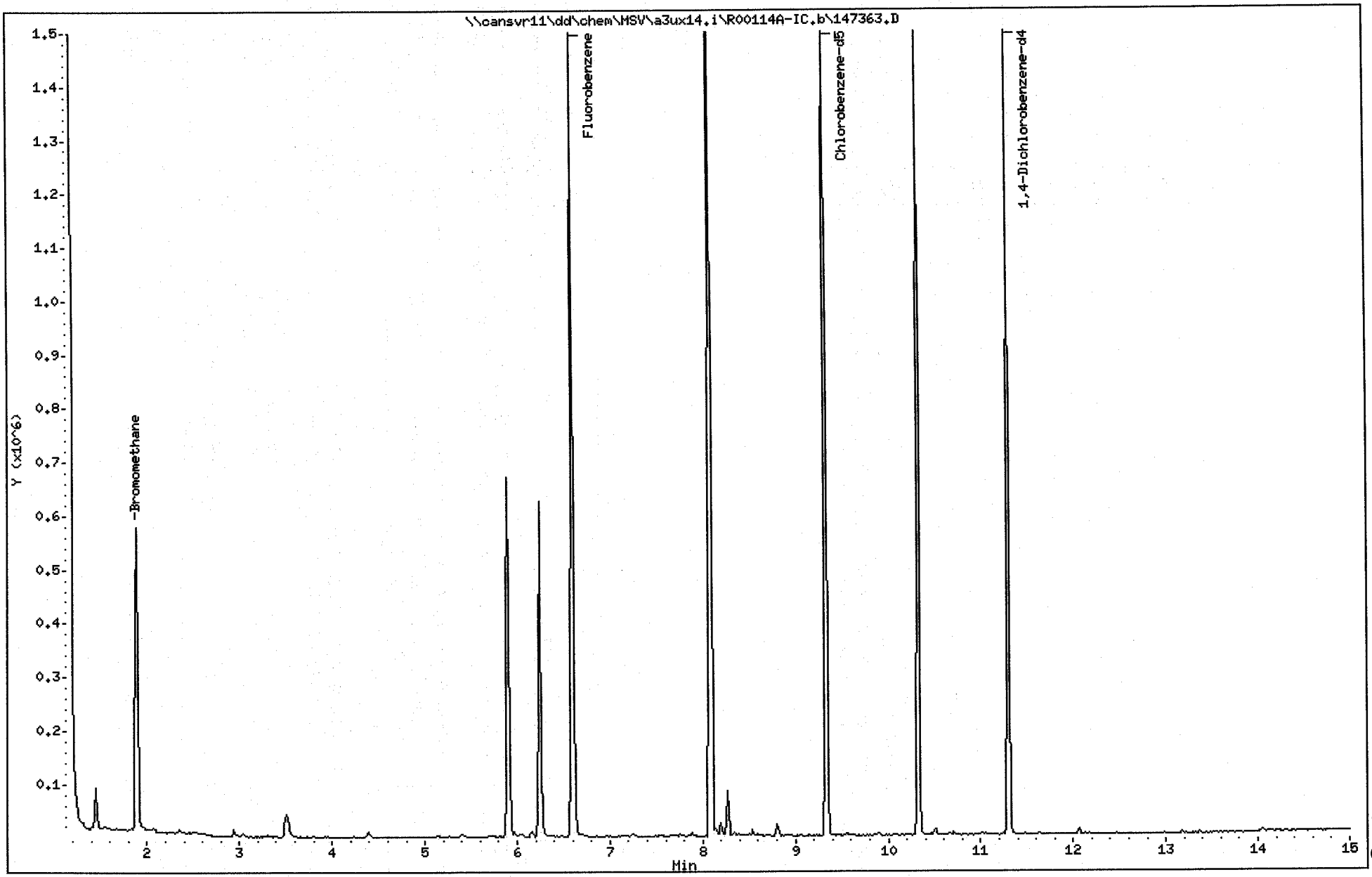

Data File: \\cansvr11\dd\chem\MSV\a3ux14.i\R00114A-IC.b\147364.D
Report Date: 15-Jan-2010 11:15

TestAmerica North Canton

VOLATILE REPORT SW-846 Method 8260A/8260B

Data file : \\cansvr11\dd\chem\MSV\a3ux14.i\R00114A-IC.b\147364.D
Lab Smp Id: 250NG-BMIC
Inj Date : 14-JAN-2010 15:16
Operator : 2807 Inst ID: a3ux14.i
Smp Info : 250NG-BMIC
Misc Info : R00114A-IC,8260SUX14,BROMO.SUB,2807,1,6
Comment :
Method : \\cansvr11\dd\chem\MSV\a3ux14.i\R00114A-IC.b\8260SUX14.m
Meth Date : 15-Jan-2010 11:15 a3ux14.i Quant Type: ISTD
Cal Date : 14-JAN-2010 14:53 Cal File: 147363.D
Als bottle: 14 Calibration Sample, Level: 6
Dil Factor: 1.00000
Integrator: HP RTE Compound Sublist: BROMO.SUB
Target Version: 4.14
Processing Host: CANPMSV26

Concentration Formula: Amt * DF * 1/Vo * CpndVariable

Name	Value	Description
DF	1.000	Dilution Factor
Vo	5.000	Sample Volume
Va	100.000	Injection Volume
Cpnd Variable		Local Compound Variable

Compounds	QUANT SIG MASS	RT	EXP RT	REL RT	RESPONSE	AMOUNTS CAL-AMT (ng)	AMOUNTS ON-COL (ng)
* 1 Fluorobenzene	96	6.599	6.599	(1.000)	1426757	250.000	
* 2 Chlorobenzene-d5	117	9.333	9.333	(1.000)	1019841	250.000	
* 3 1,4-Dichlorobenzene-d4	152	11.309	11.309	(1.000)	550598	250.000	
11 Bromomethane	94	1.890	1.890	(0.286)	178530	250.000	232.37

Data File: \\cansvr11\dd\chem\MSV\a3ux14.i\R00114A-IC.b\147364.D
Report Date: 15-Jan-2010 11:15

TestAmerica North Canton

INTERNAL STANDARD COMPOUNDS
AREA AND RT SUMMARY

Instrument ID: a3ux14.i
Lab File ID: 147364.D
Lab Smp Id: 250NG-BMIC
Analysis Type: VOA
Quant Type: ISTD
Operator: 2807
Calibration Date: 14-JAN-2010
Calibration Time: 15:16
Level: LOW
Sample Type: SOIL
Method File: \\cansvr11\dd\chem\MSV\a3ux14.i\R00114A-IC.b\8260SUX14.m
Misc Info: R00114A-IC,8260SUX14,BROMO.SUB,2807,1,6

COMPOUND	STANDARD	AREA LIMIT LOWER	AREA LIMIT UPPER	SAMPLE	%DIFF
1 Fluorobenzene	1426757	713379	2853514	1426757	0.00
2 Chlorobenzene-d5	1019841	509921	2039682	1019841	0.00
3 1,4-Dichlorobenze	550598	275299	1101196	550598	0.00

COMPOUND	STANDARD	RT LIMIT LOWER	RT LIMIT UPPER	SAMPLE	%DIFF
1 Fluorobenzene	6.60	6.10	7.10	6.60	0.00
2 Chlorobenzene-d5	9.33	8.83	9.83	9.33	0.00
3 1,4-Dichlorobenze	11.31	10.81	11.81	11.31	0.00

AREA UPPER LIMIT = +100% of internal standard area.
AREA LOWER LIMIT = - 50% of internal standard area.
RT UPPER LIMIT = + 0.50 minutes of internal standard RT.
RT LOWER LIMIT = - 0.50 minutes of internal standard RT.

Data File: \\cansvr11\dd\chem\MSV\a3ux14.i\R00114A-IC.b\147364.D
Date : 14-JAN-2010 15:16
Client ID:
Sample Info: 250NG-BMIC
Purge Volume: 5.0
Column phase: DB624

Instrument: a3ux14.i

Operator: 2807
Column diameter: 0.18

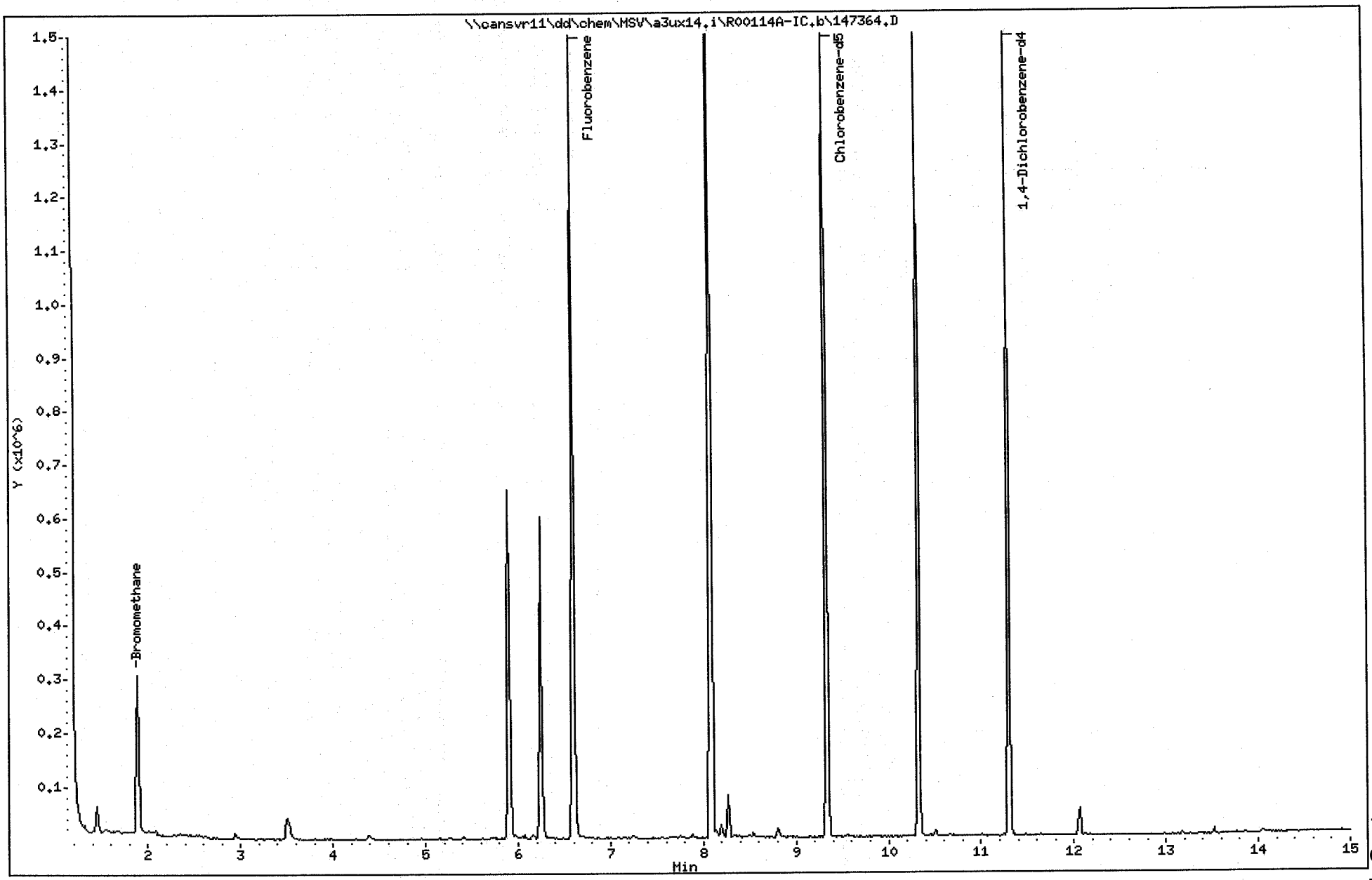

Data File: \\cansvr11\dd\chem\MSV\a3ux14.i\R00114A-IC.b\147365.D
Report Date: 15-Jan-2010 11:15

TestAmerica North Canton

VOLATILE REPORT SW-846 Method 8260A/8260B

Data file : \\cansvr11\dd\chem\MSV\a3ux14.i\R00114A-IC.b\147365.D
Lab Smp Id: 100NG-BMIC
Inj Date : 14-JAN-2010 15:39
Operator : 2807 Inst ID: a3ux14.i
Smp Info : 100NG-BMIC
Misc Info : R00114A-IC,8260SUX14,BROMO.SUB,2807,1,5
Comment :
Method : \\cansvr11\dd\chem\MSV\a3ux14.i\R00114A-IC.b\8260SUX14.m
Meth Date : 15-Jan-2010 11:15 a3ux14.i Quant Type: ISTD
Cal Date : 14-JAN-2010 15:16 Cal File: 147364.D
Als bottle: 15 Calibration Sample, Level: 5
Dil Factor: 1.00000
Integrator: HP RTE Compound Sublist: BROMO.SUB
Target Version: 4.14
Processing Host: CANPMSV26

Concentration Formula: Amt * DF * 1/Vo * CpndVariable

Name	Value	Description
DF	1.000	Dilution Factor
Vo	5.000	Sample Volume
Va	100.000	Injection Volume
Cpnd Variable		Local Compound Variable

Compounds	QUANT SIG MASS	RT	EXP RT	REL RT	RESPONSE	AMOUNTS CAL-AMT (ng)	AMOUNTS ON-COL (ng)
* 1 Fluorobenzene	96	6.599	6.599	(1.000)	1384300	250.000	
* 2 Chlorobenzene-d5	117	9.333	9.333	(1.000)	1014571	250.000	
* 3 1,4-Dichlorobenzene-d4	152	11.309	11.309	(1.000)	545907	250.000	
11 Bromomethane	94	1.890	1.890	(0.286)	76468	100.000	102.58

Data File: \\cansvr11\dd\chem\MSV\a3ux14.i\R00114A-IC.b\147365.D
Report Date: 15-Jan-2010 11:15

TestAmerica North Canton

INTERNAL STANDARD COMPOUNDS
AREA AND RT SUMMARY

Instrument ID: a3ux14.i
Lab File ID: 147365.D
Lab Smp Id: 100NG-BMIC
Analysis Type: VOA
Quant Type: ISTD
Operator: 2807
Method File: \\cansvr11\dd\chem\MSV\a3ux14.i\R00114A-IC.b\8260SUX14.m
Misc Info: R00114A-IC,8260SUX14,BROMO.SUB,2807,1,5

Calibration Date: 14-JAN-2010
Calibration Time: 15:16

Level: LOW
Sample Type: SOIL

COMPOUND	STANDARD	AREA LIMIT LOWER	AREA LIMIT UPPER	SAMPLE	%DIFF
1 Fluorobenzene	1426757	713379	2853514	1384300	-2.98
2 Chlorobenzene-d5	1019841	509921	2039682	1014571	-0.52
3 1,4-Dichlorobenze	550598	275299	1101196	545907	-0.85

COMPOUND	STANDARD	RT LIMIT LOWER	RT LIMIT UPPER	SAMPLE	%DIFF
1 Fluorobenzene	6.60	6.10	7.10	6.60	-0.00
2 Chlorobenzene-d5	9.33	8.83	9.83	9.33	-0.00
3 1,4-Dichlorobenze	11.31	10.81	11.81	11.31	-0.00

AREA UPPER LIMIT = +100% of internal standard area.
AREA LOWER LIMIT = - 50% of internal standard area.
RT UPPER LIMIT = + 0.50 minutes of internal standard RT.
RT LOWER LIMIT = - 0.50 minutes of internal standard RT.

Data File: \\cansvr11\dd\chem\MSV\a3ux14.i\R00114A-IC.b\147365.D
Date : 14-JAN-2010 15:39
Client ID:
Sample Info: 100NG-BMIC
Purge Volume: 5.0
Column phase: DB624

Instrument: a3ux14.i

Operator: 2807
Column diameter: 0.18

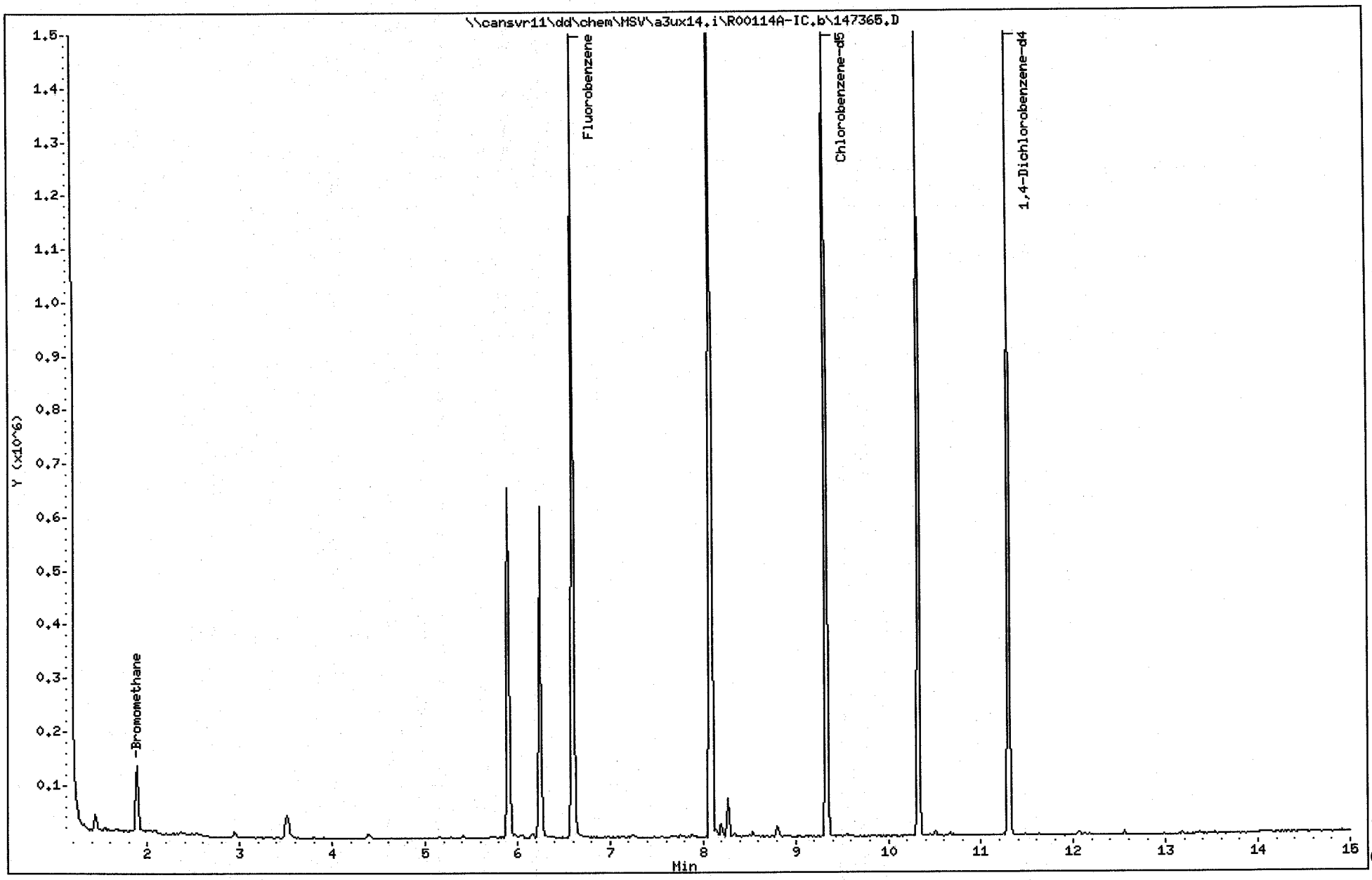

Data File: \\cansvr11\dd\chem\MSV\a3ux14.i\R00114A-IC.b\147366.D
Report Date: 15-Jan-2010 11:15

TestAmerica North Canton

VOLATILE REPORT SW-846 Method 8260A/8260B

Data file : \\cansvr11\dd\chem\MSV\a3ux14.i\R00114A-IC.b\147366.D
Lab Smp Id: 50NG-BMIC
Inj Date : 14-JAN-2010 16:03
Operator : 2807 Inst ID: a3ux14.i
Smp Info : 50NG-BMIC
Misc Info : R00114A-IC,8260SUX14,BROMO.SUB,2807,1,4
Comment :
Method : \\cansvr11\dd\chem\MSV\a3ux14.i\R00114A-IC.b\8260SUX14.m
Meth Date : 15-Jan-2010 11:15 a3ux14.i Quant Type: ISTD
Cal Date : 14-JAN-2010 15:39 Cal File: 147365.D
Als bottle: 16 Calibration Sample, Level: 4
Dil Factor: 1.00000
Integrator: HP RTE Compound Sublist: BROMO.SUB
Target Version: 4.14
Processing Host: CANPMSV26

Concentration Formula: Amt * DF * 1/Vo * CpndVariable

Name	Value	Description
DF	1.000	Dilution Factor
Vo	5.000	Sample Volume
Va	100.000	Injection Volume
Cpnd Variable		Local Compound Variable

Compounds	QUANT SIG MASS	RT	EXP RT	REL RT	RESPONSE	AMOUNTS CAL-AMT (ng)	AMOUNTS ON-COL (ng)
* 1 Fluorobenzene	96	6.599	6.599	(1.000)	1425981	250.000	
* 2 Chlorobenzene-d5	117	9.333	9.333	(1.000)	1040279	250.000	
* 3 1,4-Dichlorobenzene-d4	152	11.309	11.309	(1.000)	547806	250.000	
11 Bromomethane	94	1.890	1.890	(0.286)	33596	50.0000	43.751

Data File: \\cansvr11\dd\chem\MSV\a3ux14.i\R00114A-IC.b\147366.D
Report Date: 15-Jan-2010 11:15

TestAmerica North Canton

INTERNAL STANDARD COMPOUNDS
AREA AND RT SUMMARY

Instrument ID: a3ux14.i
Lab File ID: 147366.D
Lab Smp Id: 50NG-BMIC
Analysis Type: VOA
Quant Type: ISTD
Operator: 2807
Calibration Date: 14-JAN-2010
Calibration Time: 15:16
Level: LOW
Sample Type: SOIL
Method File: \\cansvr11\dd\chem\MSV\a3ux14.i\R00114A-IC.b\8260SUX14.m
Misc Info: R00114A-IC,8260SUX14,BROMO.SUB,2807,1,4

COMPOUND	STANDARD	AREA LIMIT LOWER	AREA LIMIT UPPER	SAMPLE	%DIFF
1 Fluorobenzene	1426757	713379	2853514	1425981	-0.05
2 Chlorobenzene-d5	1019841	509921	2039682	1040279	2.00
3 1,4-Dichlorobenze	550598	275299	1101196	547806	-0.51

COMPOUND	STANDARD	RT LIMIT LOWER	RT LIMIT UPPER	SAMPLE	%DIFF
1 Fluorobenzene	6.60	6.10	7.10	6.60	-0.00
2 Chlorobenzene-d5	9.33	8.83	9.83	9.33	-0.00
3 1,4-Dichlorobenze	11.31	10.81	11.81	11.31	-0.00

AREA UPPER LIMIT = +100% of internal standard area.
AREA LOWER LIMIT = - 50% of internal standard area.
RT UPPER LIMIT = + 0.50 minutes of internal standard RT.
RT LOWER LIMIT = - 0.50 minutes of internal standard RT.

Data File: \\cansvr11\dd\chem\MSV\a3ux14.i\R00114A-IC.b\147366.D
Date : 14-JAN-2010 16:03
Client ID:
Sample Info: 50NG-BMIC
Purge Volume: 5.0
Column phase: DB624

Instrument: a3ux14.i

Operator: 2807
Column diameter: 0.18

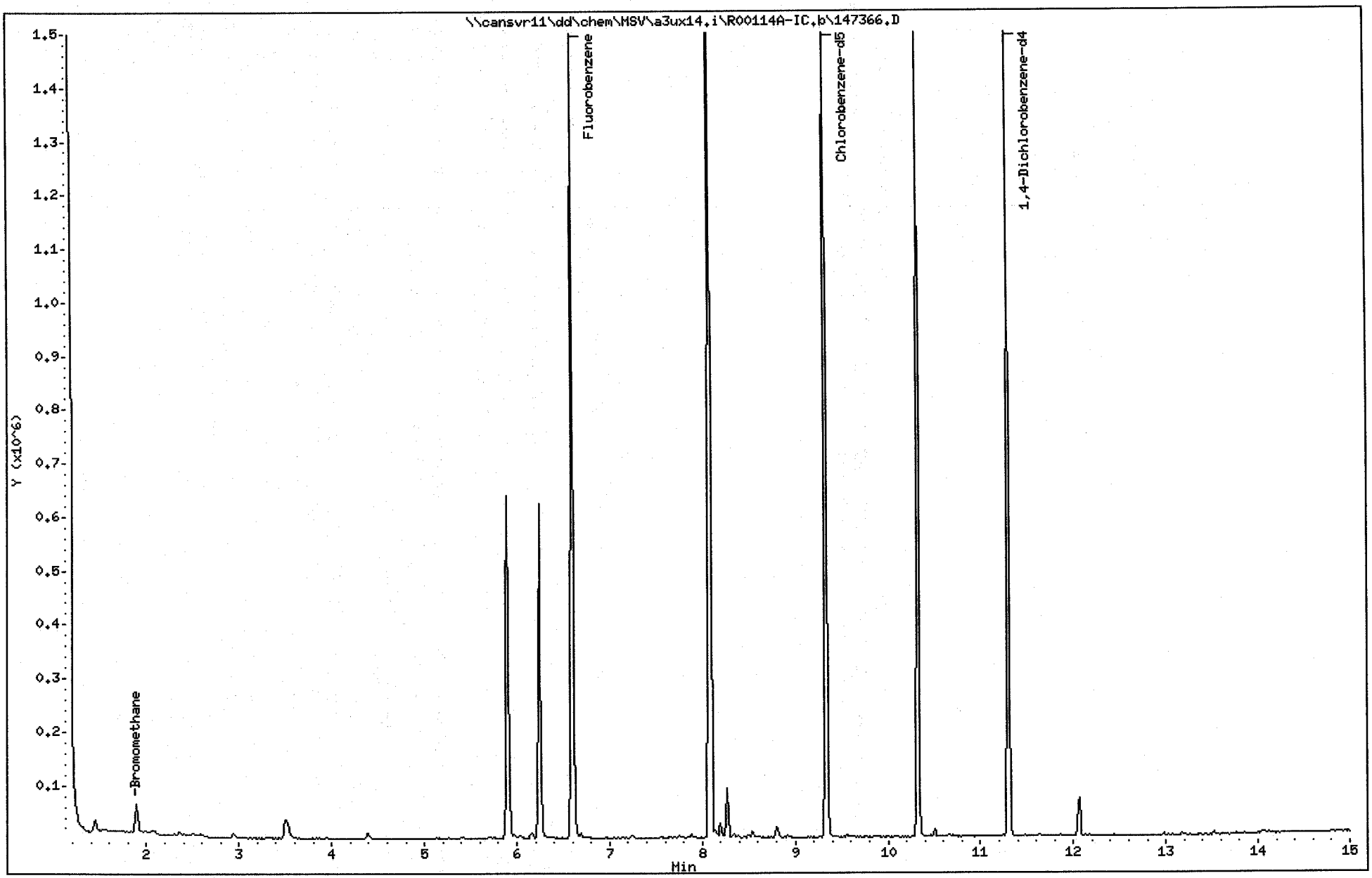

Data File: \\cansvr11\dd\chem\MSV\a3ux14.i\R00114A-IC.b\147367.D
Report Date: 15-Jan-2010 11:15

TestAmerica North Canton

VOLATILE REPORT SW-846 Method 8260A/8260B

Data file : \\cansvr11\dd\chem\MSV\a3ux14.i\R00114A-IC.b\147367.D
Lab Smp Id: 25NG-BMIC
Inj Date : 14-JAN-2010 16:27
Operator : 2807 Inst ID: a3ux14.i
Smp Info : 25NG-BMIC
Misc Info : R00114A-IC,8260SUX14,BROMO.SUB,2807,1,3
Comment :
Method : \\cansvr11\dd\chem\MSV\a3ux14.i\R00114A-IC.b\8260SUX14.m
Meth Date : 15-Jan-2010 11:15 a3ux14.i Quant Type: ISTD
Cal Date : 14-JAN-2010 16:03 Cal File: 147366.D
Als bottle: 17 Calibration Sample, Level: 3
Dil Factor: 1.00000
Integrator: HP RTE Compound Sublist: BROMO.SUB
Target Version: 4.14
Processing Host: CANPMSV26

Concentration Formula: Amt * DF * 1/Vo * CpndVariable

Name	Value	Description
DF	1.000	Dilution Factor
Vo	5.000	Sample Volume
Va	100.000	Injection Volume
Cpnd Variable		Local Compound Variable

Compounds	QUANT SIG MASS	RT	EXP RT	REL RT	RESPONSE	AMOUNTS CAL-AMT (ng)	AMOUNTS ON-COL (ng)
* 1 Fluorobenzene	96	6.599	6.599	(1.000)	1354292	250.000	
* 2 Chlorobenzene-d5	117	9.333	9.333	(1.000)	975180	250.000	
* 3 1,4-Dichlorobenzene-d4	152	11.309	11.309	(1.000)	522521	250.000	
11 Bromomethane	94	1.890	1.890	(0.286)	19955	25.0000	27.363

Data File: \\cansvr11\dd\chem\MSV\a3ux14.i\R00114A-IC.b\147367.D
Report Date: 15-Jan-2010 11:15

TestAmerica North Canton

INTERNAL STANDARD COMPOUNDS
AREA AND RT SUMMARY

Instrument ID: a3ux14.i
Lab File ID: 147367.D
Lab Smp Id: 25NG-BMIC
Analysis Type: VOA
Quant Type: ISTD
Operator: 2807
Method File: \\cansvr11\dd\chem\MSV\a3ux14.i\R00114A-IC.b\8260SUX14.m
Misc Info: R00114A-IC,8260SUX14,BROMO.SUB,2807,1,3

Calibration Date: 14-JAN-2010
Calibration Time: 15:16

Level: LOW
Sample Type: SOIL

COMPOUND	STANDARD	AREA LIMIT LOWER	AREA LIMIT UPPER	SAMPLE	%DIFF
1 Fluorobenzene	1426757	713379	2853514	1354292	-5.08
2 Chlorobenzene-d5	1019841	509921	2039682	975180	-4.38
3 1,4-Dichlorobenze	550598	275299	1101196	522521	-5.10

COMPOUND	STANDARD	RT LIMIT LOWER	RT LIMIT UPPER	SAMPLE	%DIFF
1 Fluorobenzene	6.60	6.10	7.10	6.60	-0.00
2 Chlorobenzene-d5	9.33	8.83	9.83	9.33	-0.00
3 1,4-Dichlorobenze	11.31	10.81	11.81	11.31	-0.00

AREA UPPER LIMIT = +100% of internal standard area.
AREA LOWER LIMIT = - 50% of internal standard area.
RT UPPER LIMIT = + 0.50 minutes of internal standard RT.
RT LOWER LIMIT = - 0.50 minutes of internal standard RT.

Data File: \\cansvr11\dd\chem\MSV\a3ux14.i\R00114A-IC.b\147367.D
Date : 14-JAN-2010 16:27
Client ID:
Sample Info: 25NG-BMIC
Purge Volume: 5.0
Column phase: DB624

Instrument: a3ux14.i

Operator: 2807
Column diameter: 0.18

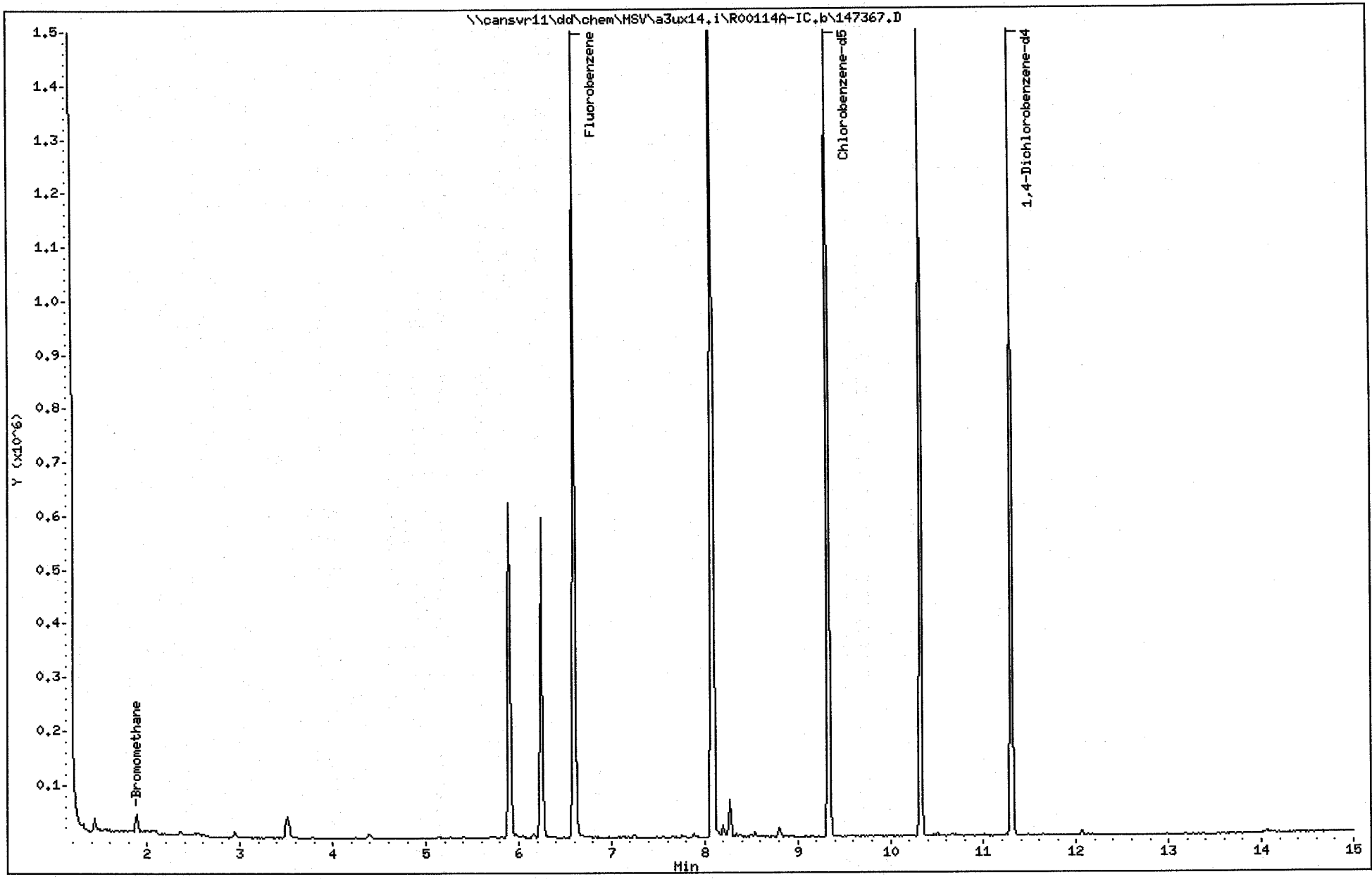

Data File: \\cansvr11\dd\chem\MSV\a3ux14.i\R00114A-IC.b\147368.D
Report Date: 15-Jan-2010 11:15

TestAmerica North Canton

VOLATILE REPORT SW-846 Method 8260A/8260B

Data file : \\cansvr11\dd\chem\MSV\a3ux14.i\R00114A-IC.b\147368.D
Lab Smp Id: 10NG-BMIC
Inj Date : 14-JAN-2010 16:50
Operator : 2807 Inst ID: a3ux14.i
Smp Info : 10NG-BMIC
Misc Info : R00114A-IC,8260SUX14,BROMO.SUB,2807,1,2
Comment :
Method : \\cansvr11\dd\chem\MSV\a3ux14.i\R00114A-IC.b\8260SUX14.m
Meth Date : 15-Jan-2010 11:15 a3ux14.i Quant Type: ISTD
Cal Date : 14-JAN-2010 16:27 Cal File: 147367.D
Als bottle: 18 Calibration Sample, Level: 2
Dil Factor: 1.00000
Integrator: HP RTE Compound Sublist: BROMO.SUB
Target Version: 4.14
Processing Host: CANPMSV26

Concentration Formula: Amt * DF * 1/Vo * CpndVariable

Name	Value	Description
DF	1.000	Dilution Factor
Vo	5.000	Sample Volume
Va	100.000	Injection Volume
Cpnd Variable		Local Compound Variable

Compounds	QUANT SIG MASS	RT	EXP RT	REL RT	RESPONSE	AMOUNTS CAL-AMT (ng)	AMOUNTS ON-COL (ng)
* 1 Fluorobenzene	96	6.599	6.599	(1.000)	1422782	250.000	
* 2 Chlorobenzene-d5	117	9.333	9.333	(1.000)	1058622	250.000	
* 3 1,4-Dichlorobenzene-d4	152	11.309	11.309	(1.000)	544484	250.000	
11 Bromomethane	94	1.890	1.890	(0.286)	8389	10.0000	10.949

Data File: \\cansvr11\dd\chem\MSV\a3ux14.i\R00114A-IC.b\147368.D
Report Date: 15-Jan-2010 11:15

TestAmerica North Canton

INTERNAL STANDARD COMPOUNDS
AREA AND RT SUMMARY

Instrument ID: a3ux14.i
Lab File ID: 147368.D
Lab Smp Id: 10NG-BMIC
Analysis Type: VOA
Quant Type: ISTD
Operator: 2807
Calibration Date: 14-JAN-2010
Calibration Time: 15:16
Level: LOW
Sample Type: SOIL
Method File: \\cansvr11\dd\chem\MSV\a3ux14.i\R00114A-IC.b\8260SUX14.m
Misc Info: R00114A-IC,8260SUX14,BROMO.SUB,2807,1,2

COMPOUND	STANDARD	AREA LIMIT LOWER	AREA LIMIT UPPER	SAMPLE	%DIFF
1 Fluorobenzene	1426757	713379	2853514	1422782	-0.28
2 Chlorobenzene-d5	1019841	509921	2039682	1058622	3.80
3 1,4-Dichlorobenze	550598	275299	1101196	544484	-1.11

COMPOUND	STANDARD	RT LIMIT LOWER	RT LIMIT UPPER	SAMPLE	%DIFF
1 Fluorobenzene	6.60	6.10	7.10	6.60	0.00
2 Chlorobenzene-d5	9.33	8.83	9.83	9.33	0.00
3 1,4-Dichlorobenze	11.31	10.81	11.81	11.31	0.00

AREA UPPER LIMIT = +100% of internal standard area.
AREA LOWER LIMIT = - 50% of internal standard area.
RT UPPER LIMIT = + 0.50 minutes of internal standard RT.
RT LOWER LIMIT = - 0.50 minutes of internal standard RT.

Data File: \\cansvr11\dd\chem\MSV\a3ux14.i\R00114A-IC.b\147368.D
Date : 14-JAN-2010 16:50
Client ID:
Sample Info: 10NG-BMIC
Purge Volume: 5.0
Column phase: DB624

Instrument: a3ux14.i

Operator: 2807
Column diameter: 0.18

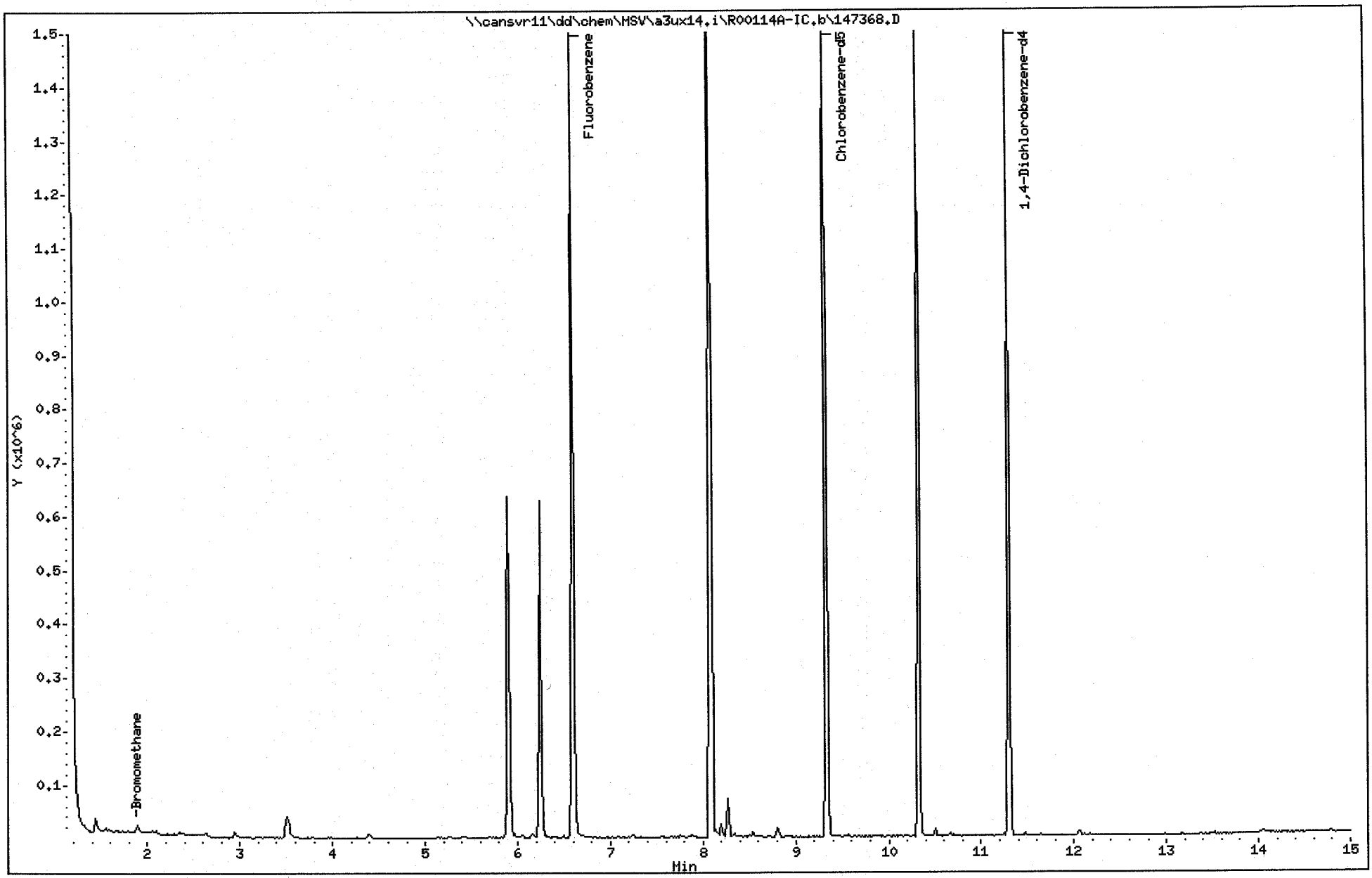

Data File: \\cansvr11\dd\chem\MSV\a3ux14.i\R00114A-IC.b\147369.D
Report Date: 15-Jan-2010 11:15

TestAmerica North Canton

VOLATILE REPORT SW-846 Method 8260A/8260B

Data file : \\cansvr11\dd\chem\MSV\a3ux14.i\R00114A-IC.b\147369.D
Lab Smp Id: 5NG-BMIC
Inj Date : 14-JAN-2010 17:14
Operator : 2807 Inst ID: a3ux14.i
Smp Info : 5NG-BMIC
Misc Info : R00114A-IC,8260SUX14,BROMO.SUB,2807,1,1
Comment :
Method : \\cansvr11\dd\chem\MSV\a3ux14.i\R00114A-IC.b\8260SUX14.m
Meth Date : 15-Jan-2010 11:15 a3ux14.i Quant Type: ISTD
Cal Date : 14-JAN-2010 16:50 Cal File: 147368.D
Als bottle: 19 Calibration Sample, Level: 1
Dil Factor: 1.00000
Integrator: HP RTE Compound Sublist: BROMO.SUB
Target Version: 4.14
Processing Host: CANPMSV26

Concentration Formula: Amt * DF * 1/Vo * CpndVariable

Name	Value	Description
DF	1.000	Dilution Factor
Vo	5.000	Sample Volume
Va	100.000	Injection Volume
Cpnd Variable		Local Compound Variable

Compounds	QUANT SIG MASS	RT	EXP RT	REL RT	RESPONSE	AMOUNTS CAL-AMT (ng)	AMOUNTS ON-COL (ng)
* 1 Fluorobenzene	96	6.599	6.599	(1.000)	1331092	250.000	
* 2 Chlorobenzene-d5	117	9.332	9.332	(1.000)	972754	250.000	
* 3 1,4-Dichlorobenzene-d4	152	11.309	11.309	(1.000)	525346	250.000	
11 Bromomethane	94	1.890	1.890	(0.286)	4438	5.00000	6.192

Data File: \\cansvr11\dd\chem\MSV\a3ux14.i\R00114A-IC.b\147369.D
Report Date: 15-Jan-2010 11:15

TestAmerica North Canton

INTERNAL STANDARD COMPOUNDS
AREA AND RT SUMMARY

Instrument ID: a3ux14.i
Lab File ID: 147369.D
Lab Smp Id: 5NG-BMIC
Analysis Type: VOA
Quant Type: ISTD
Operator: 2807
Calibration Date: 14-JAN-2010
Calibration Time: 15:16
Level: LOW
Sample Type: SOIL
Method File: \\cansvr11\dd\chem\MSV\a3ux14.i\R00114A-IC.b\8260SUX14.m
Misc Info: R00114A-IC,8260SUX14,BROMO.SUB,2807,1,1

COMPOUND	STANDARD	AREA LIMIT LOWER	AREA LIMIT UPPER	SAMPLE	%DIFF
1 Fluorobenzene	1426757	713379	2853514	1331092	-6.71
2 Chlorobenzene-d5	1019841	509921	2039682	972754	-4.62
3 1,4-Dichlorobenze	550598	275299	1101196	525346	-4.59

COMPOUND	STANDARD	RT LIMIT LOWER	RT LIMIT UPPER	SAMPLE	%DIFF
1 Fluorobenzene	6.60	6.10	7.10	6.60	-0.00
2 Chlorobenzene-d5	9.33	8.83	9.83	9.33	-0.00
3 1,4-Dichlorobenze	11.31	10.81	11.81	11.31	-0.00

AREA UPPER LIMIT = +100% of internal standard area.
AREA LOWER LIMIT = - 50% of internal standard area.
RT UPPER LIMIT = + 0.50 minutes of internal standard RT.
RT LOWER LIMIT = - 0.50 minutes of internal standard RT.

Data File: \\cansvr11\dd\chem\MSV\a3ux14.i\R00114A-IC.b\147369.D
Date : 14-JAN-2010 17:14
Client ID:
Sample Info: 5NC-BMIC
Purge Volume: 5.0
Column phase: DB624

Instrument: a3ux14.i

Operator: 2807
Column diameter: 0.18

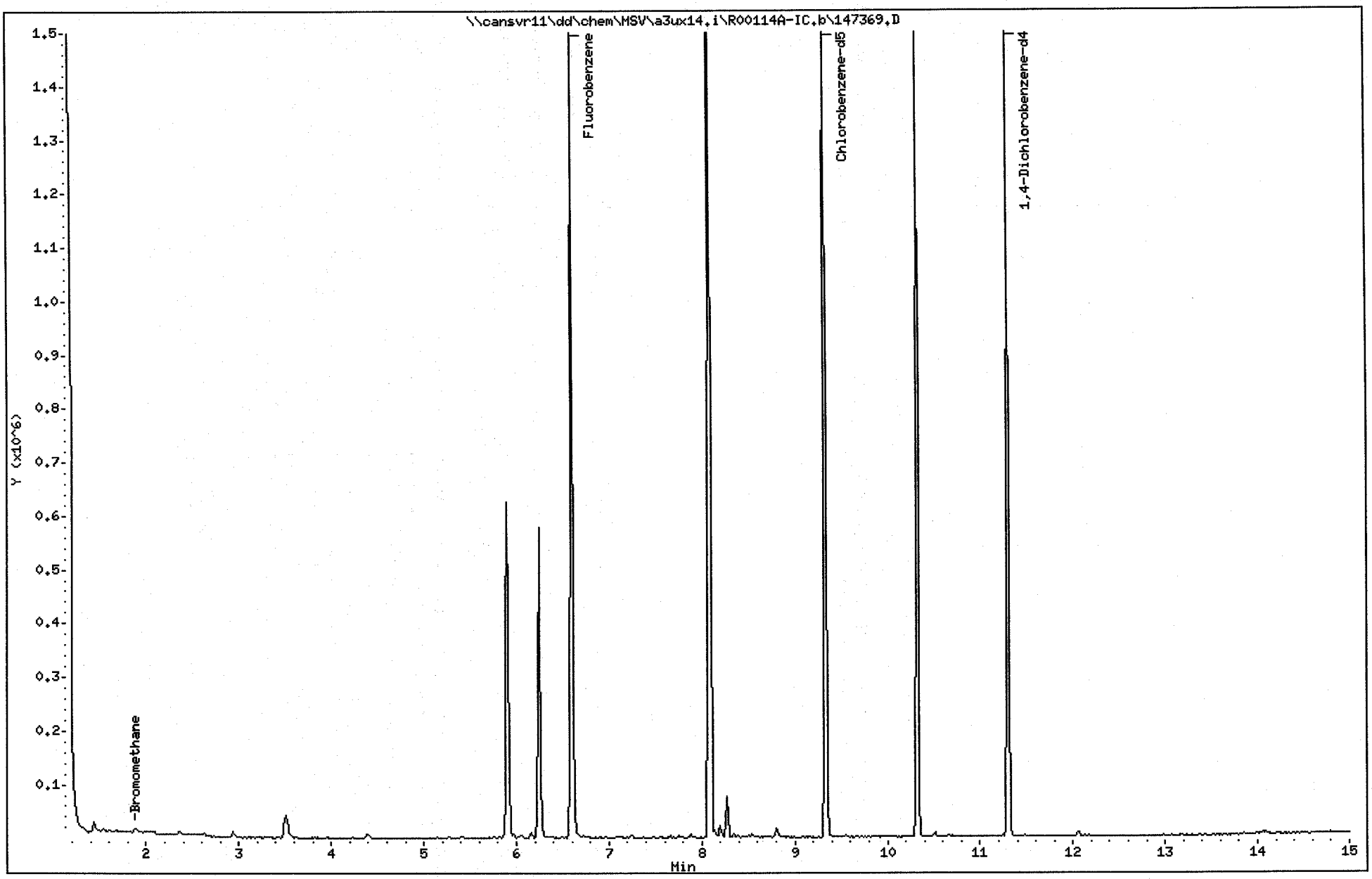

Report Date: 01-Mar-2010 14:04

Calibration History

Method : \\cansvr11\dd\chem\MSV\a3ux14.i\R00301B.b\8260SUX14.m
Start Cal Date: 08-JAN-2010 12:27
End Cal Date : 14-JAN-2010 17:14
Last Cal Level: 6
Last Cal Type : Continuing Calibration

Initial Calibration

Injection Date	Sublist	Calibration File
Cal Level: 1 , Cal Amount: 5.00000		
14-JAN-2010 17:14	BROMO	\\cansvr11\dd\chem\MSV\a3ux14.i\R00114A-IC.b\147369.D
08-JAN-2010 18:18	3-IX	\\cansvr11\dd\chem\MSV\a3ux14.i\R00108A-IC.b\147289.D
14-JAN-2010 13:21	1-8260	\\cansvr11\dd\chem\MSV\a3ux14.i\R00114A-IC.b\147359.D
Cal Level: 2 , Cal Amount: 10.00000		
14-JAN-2010 16:50	BROMO	\\cansvr11\dd\chem\MSV\a3ux14.i\R00114A-IC.b\147368.D
08-JAN-2010 17:55	3-IX	\\cansvr11\dd\chem\MSV\a3ux14.i\R00108A-IC.b\147288.D
14-JAN-2010 12:59	1-8260	\\cansvr11\dd\chem\MSV\a3ux14.i\R00114A-IC.b\147358.D
Cal Level: 3 , Cal Amount: 25.00000		
14-JAN-2010 16:27	BROMO	\\cansvr11\dd\chem\MSV\a3ux14.i\R00114A-IC.b\147367.D
08-JAN-2010 17:33	3-IX	\\cansvr11\dd\chem\MSV\a3ux14.i\R00108A-IC.b\147287.D
14-JAN-2010 12:36	1-8260	\\cansvr11\dd\chem\MSV\a3ux14.i\R00114A-IC.b\147357.D
Cal Level: 4 , Cal Amount: 50.00000		
14-JAN-2010 16:03	BROMO	\\cansvr11\dd\chem\MSV\a3ux14.i\R00114A-IC.b\147366.D
08-JAN-2010 17:11	3-IX	\\cansvr11\dd\chem\MSV\a3ux14.i\R00108A-IC.b\147286.D
14-JAN-2010 12:14	1-8260	\\cansvr11\dd\chem\MSV\a3ux14.i\R00114A-IC.b\147356.D
Cal Level: 5 , Cal Amount: 100.00000		
14-JAN-2010 15:39	BROMO	\\cansvr11\dd\chem\MSV\a3ux14.i\R00114A-IC.b\147365.D
08-JAN-2010 16:49	3-IX	\\cansvr11\dd\chem\MSV\a3ux14.i\R00108A-IC.b\147285.D

14-JAN-2010 11:51	1-8260	
\\cansvr11\dd\chem\MSV\a3ux14.i\R00114A-IC.b\147355.D		

Cal Level: 6 , Cal Amount: 250.00000		
14-JAN-2010 15:16	BROMO	
\\cansvr11\dd\chem\MSV\a3ux14.i\R00114A-IC.b\147364.D		
08-JAN-2010 16:27	3-IX	
\\cansvr11\dd\chem\MSV\a3ux14.i\R00108A-IC.b\147284.D		
14-JAN-2010 11:29	1-8260	
\\cansvr11\dd\chem\MSV\a3ux14.i\R00114A-IC.b\147354.D		

Cal Level: 7 , Cal Amount: 500.00000		
14-JAN-2010 14:53	BROMO	
\\cansvr11\dd\chem\MSV\a3ux14.i\R00114A-IC.b\147363.D		
08-JAN-2010 16:06	3-IX	
\\cansvr11\dd\chem\MSV\a3ux14.i\R00108A-IC.b\147283.D		
14-JAN-2010 11:07	1-8260	
\\cansvr11\dd\chem\MSV\a3ux14.i\R00114A-IC.b\147353.D		

Cal Level: 8 , Cal Amount: 1000.00000		
14-JAN-2010 14:30	BROMO	
\\cansvr11\dd\chem\MSV\a3ux14.i\R00114A-IC.b\147362.D		
08-JAN-2010 15:44	3-IX	
\\cansvr11\dd\chem\MSV\a3ux14.i\R00108A-IC.b\147282.D		
14-JAN-2010 10:45	1-8260	
\\cansvr11\dd\chem\MSV\a3ux14.i\R00114A-IC.b\147352.D		

Continuing Calibration
Ccal Level Mode: GLOBAL LEVEL 6

01-MAR-2010 12:59	1-8260	
\\cansvr11\dd\chem\MSV\a3ux14.i\R00301B.b\148248.D		
01-MAR-2010 13:21	3-IX	
\\cansvr11\dd\chem\MSV\a3ux14.i\R00301B.b\148249.D		

Data File: \\cansvr11\dd\chem\MSV\a3ux14.i\R00301B.b\148248.D
Report Date: 01-Mar-2010 14:04

TestAmerica North Canton

CONTINUING CALIBRATION COMPOUNDS

Instrument ID: a3ux14.i Injection Date: 01-MAR-2010 12:59
Lab File ID: 148248.D Init. Cal. Date(s): 08-JAN-2010 14-JAN-2010
Analysis Type: SOIL Init. Cal. Times: 12:27 17:14
Lab Sample ID: 250NG-CC Quant Type: ISTD
Method: \\cansvr11\dd\chem\MSV\a3ux14.i\R00301B.b\8260SUX14.m

COMPOUND	RRF / AMOUNT	RF250	CCAL RRF250	MIN RRF	%D / %DRIFT	MAX %D / %DRIFT	CURVE TYPE	
$ 4 Dibromofluoromethane	0.27543	0.26675	0.26675	0.010	3.14910	50.00000	Averaged	
$ 5 1,2-Dichloroethane-d4	0.28239	0.26051	0.26051	0.010	7.74704	50.00000	Averaged	
$ 6 Toluene-d8	1.35529	1.39350	1.39350	0.010	-2.81916	50.00000	Averaged	
$ 7 Bromofluorobenzene	0.92698	0.93253	0.93253	0.010	-0.59867	50.00000	Averaged	
8 Dichlorodifluoromethane	0.25286	0.25941	0.25941	0.010	-2.59259	50.00000	Averaged	
9 Chloromethane	0.36556	0.34084	0.34084	0.100	6.76237	50.00000	Averaged	
10 Vinyl Chloride	0.27573	0.29735	0.29735	0.010	-7.84101	20.00000	Averaged	
11 Bromomethane	0.13462	0.14071	0.14071	0.010	-4.52225	50.00000	Averaged	
12 Chloroethane	0.16260	0.16177	0.16177	0.010	0.51169	50.00000	Averaged	
13 Trichlorofluoromethane	0.26554	0.32772	0.32772	0.010	-23.41834	50.00000	Averaged	
15 Acrolein	0.03142	0.04263	0.04263	0.010	-35.67367	50.00000	Averaged	
16 Acetone	500	526	0.08724	0.010	-5.12389	0.000e+000	Wt Linear	
17 1,1-Dichloroethene	0.23886	0.24907	0.24907	0.010	-4.27698	20.00000	Averaged	
18 Freon-113	0.19183	0.21076	0.21076	0.010	-9.86937	50.00000	Averaged	
19 Iodomethane	0.40711	0.43287	0.43287	0.010	-6.32780	50.00000	Averaged	
20 Carbon Disulfide	0.68415	0.75189	0.75189	0.010	-9.90262	50.00000	Averaged	
21 Methylene Chloride	250	268	0.28795	0.010	-7.23713	0.000e+000	Wt Linear	
22 Acetonitrile	0.03316	0.03255	0.03255	0.010	1.83884	50.00000	Averaged	
23 Acrylonitrile	0.09839	0.09449	0.09449	0.010	3.96283	50.00000	Averaged	
24 Methyl tert-butyl ether	0.62058	0.67254	0.67254	0.010	-8.37317	50.00000	Averaged	
25 trans-1,2-Dichloroethene	0.27738	0.29192	0.29192	0.010	-5.24228	50.00000	Averaged	
26 Hexane	0.06401	0.06535	0.06535	0.010	-2.08531	20.00000	Averaged	
27 Vinyl acetate	0.32001	0.42007	0.42007	0.010	-31.26754	50.00000	Averaged	
154 Vinyl Acetate**2nd**	0.02851	0.03807	0.03807	0.010	-33.52453	50.00000	Averaged	
28 1,1-Dichloroethane	0.49634	0.50752	0.50752	0.100	-2.25355	50.00000	Averaged	
29 tert-Butyl Alcohol	0.02261	0.02231	0.02231	0.010	1.34055	50.00000	Averaged	
30 2-Butanone	0.12811	0.10673	0.10673	0.010	16.68607	50.00000	Averaged	
M 31 1,2-Dichloroethene (total)	0.28079	0.29484	0.29484	0.010	-5.00180	50.00000	Averaged	
32 cis-1,2-dichloroethene	0.28421	0.29776	0.29776	0.010	-4.76710	50.00000	Averaged	
33 2,2-Dichloropropane	0.19420	0.21323	0.21323	0.010	-9.80210	50.00000	Averaged	
34 Bromochloromethane	0.13814	0.13644	0.13644	0.010	1.22733	50.00000	Averaged	
35 Chloroform	0.45496	0.45682	0.45682	0.010	-0.40767	20.00000	Averaged	
36 Tetrahydrofuran	0.08298	0.07204	0.07204	0.010	13.17768	50.00000	Averaged	
37 1,1,1-Trichloroethane	0.32897	0.36234	0.36234	0.010	-10.14417	50.00000	Averaged	
38 1,1-Dichloropropene	0.34497	0.37171	0.37171	0.010	-7.75157	50.00000	Averaged	
39 Carbon Tetrachloride	0.28593	0.36332	0.36332	0.010	-27.06746	50.00000	Averaged	
40 1,2-Dichloroethane	0.33673	0.32249	0.32249	0.010	4.22953	50.00000	Averaged	
41 Benzene	1.08058	1.09216	1.09216	0.010	-1.07116	50.00000	Averaged	
42 Trichloroethene	0.29782	0.29323	0.29323	0.010	1.54000	50.00000	Averaged	
43 1,2-Dichloropropane	0.27071	0.26435	0.26435	0.010	2.35021	20.00000	Averaged	
44 1,4-Dioxane	0.00223	0.00205	0.00205	0.010	8.04916	50.00000	Averaged	<-
45 Dibromomethane	0.13786	0.13530	0.13530	0.010	1.85466	50.00000	Averaged	
46 Bromodichloromethane	0.27945	0.28853	0.28853	0.010	-3.24846	50.00000	Averaged	

Data File: \\cansvr11\dd\chem\MSV\a3ux14.i\R00301B.b\148248.D
Report Date: 01-Mar-2010 14:04

TestAmerica North Canton

CONTINUING CALIBRATION COMPOUNDS

Instrument ID: a3ux14.i Injection Date: 01-MAR-2010 12:59
Lab File ID: 148248.D Init. Cal. Date(s): 08-JAN-2010 14-JAN-2010
Analysis Type: SOIL Init. Cal. Times: 12:27 17:14
Lab Sample ID: 250NG-CC Quant Type: ISTD
Method: \\cansvr11\dd\chem\MSV\a3ux14.i\R00301B.b\8260SUX14.m

COMPOUND	RRF / AMOUNT	RF250	CCAL RRF250	MIN RRF	%D / %DRIFT	MAX %D / %DRIFT	CURVE TYPE
47 2-Chloroethyl vinyl ether	500	436	0.11141	0.010	12.79059	0.000e+000	Wt Linear
48 cis-1,3-Dichloropropene	0.34370	0.34627	0.34627	0.010	-0.74708	50.00000	Averaged
49 4-Methyl-2-pentanone	0.30190	0.29616	0.29616	0.010	1.90385	50.00000	Averaged
50 Toluene	1.47660	1.57829	1.57829	0.010	-6.88668	20.00000	Averaged
51 trans-1,3-Dichloropropene	0.38806	0.39349	0.39349	0.010	-1.39876	50.00000	Averaged
52 Ethyl Methacrylate	250	214	0.32402	0.010	14.50377	0.000e+000	Wt Linear
53 1,1,2-Trichloroethane	0.26341	0.26246	0.26246	0.010	0.36059	50.00000	Averaged
54 1,3-Dichloropropane	0.44131	0.44915	0.44915	0.010	-1.77703	50.00000	Averaged
55 Tetrachloroethene	0.31174	0.31640	0.31640	0.010	-1.49544	50.00000	Averaged
56 2-Hexanone	0.20799	0.19566	0.19566	0.010	5.92893	50.00000	Averaged
57 Dibromochloromethane	0.27496	0.29027	0.29027	0.010	-5.56930	50.00000	Averaged
58 1,2-Dibromoethane	0.25432	0.25282	0.25282	0.010	0.59234	50.00000	Averaged
59 Chlorobenzene	1.01494	1.00855	1.00855	0.300	0.62928	50.00000	Averaged
60 1,1,1,2-Tetrachloroethane	0.32190	0.34350	0.34350	0.010	-6.71155	50.00000	Averaged
61 Ethylbenzene	0.52312	0.56306	0.56306	0.010	-7.63461	20.00000	Averaged
62 m + p-Xylene	0.63288	0.68772	0.68772	0.010	-8.66519	50.00000	Averaged
M 63 Xylenes (total)	0.62069	0.67810	0.67810	0.010	-9.24871	50.00000	Averaged
64 Xylene-o	0.59632	0.65886	0.65886	0.010	-10.48731	50.00000	Averaged
65 Styrene	0.94789	1.04584	1.04584	0.010	-10.33352	50.00000	Averaged
66 Bromoform	0.16647	0.17122	0.17122	0.100	-2.85109	50.00000	Averaged
67 Isopropylbenzene	1.60039	1.76895	1.76895	0.010	-10.53306	50.00000	Averaged
68 1,1,2,2-Tetrachloroethane	0.61326	0.63546	0.63546	0.300	-3.62135	50.00000	Averaged
69 1,4-Dichloro-2-butene	0.19027	0.18364	0.18364	0.010	3.48159	50.00000	Averaged
70 1,2,3-Trichloropropane	0.17772	0.17314	0.17314	0.010	2.57689	50.00000	Averaged
71 Bromobenzene	0.73608	0.75911	0.75911	0.010	-3.12874	50.00000	Averaged
72 n-Propylbenzene	0.85584	0.92196	0.92196	0.010	-7.72535	50.00000	Averaged
73 2-Chlorotoluene	0.69627	0.78706	0.78706	0.010	-13.03909	50.00000	Averaged
74 1,3,5-Trimethylbenzene	2.37034	2.64081	2.64081	0.010	-11.41061	50.00000	Averaged
75 4-Chlorotoluene	0.73518	0.81516	0.81516	0.010	-10.88017	50.00000	Averaged
76 tert-Butylbenzene	2.19484	2.37931	2.37931	0.010	-8.40433	50.00000	Averaged
77 1,2,4-Trimethylbenzene	2.41951	2.65603	2.65603	0.010	-9.77583	50.00000	Averaged
78 sec-Butylbenzene	3.15647	3.51812	3.51812	0.010	-11.45724	50.00000	Averaged
79 4-Isopropyltoluene	2.68270	2.82533	2.82533	0.010	-5.31678	50.00000	Averaged
80 1,3-Dichlorobenzene	1.39754	1.42680	1.42680	0.010	-2.09371	50.00000	Averaged
81 1,4-Dichlorobenzene	1.48261	1.42811	1.42811	0.010	3.67648	50.00000	Averaged
82 n-Butylbenzene	2.32775	2.50464	2.50464	0.010	-7.59906	50.00000	Averaged
83 1,2-Dichlorobenzene	1.30847	1.31391	1.31391	0.010	-0.41581	50.00000	Averaged
84 1,2-Dibromo-3-chloropropane	0.10583	0.10012	0.10012	0.010	5.39535	50.00000	Averaged
85 1,2,4-Trichlorobenzene	0.84675	0.81556	0.81556	0.010	3.68255	50.00000	Averaged
87 Naphthalene	1.94875	1.75768	1.75768	0.010	9.80464	50.00000	Averaged
86 Hexachlorobutadiene	0.54279	0.49439	0.49439	0.010	8.91781	50.00000	Averaged
88 1,2,3-Trichlorobenzene	0.83409	0.75850	0.75850	0.010	9.06294	50.00000	Averaged
98 Cyclohexane	0.58694	0.63495	0.63495	0.010	-8.18052	50.00000	Averaged

Data File: \\cansvr11\dd\chem\MSV\a3ux14.i\R00301B.b\148248.D
Report Date: 01-Mar-2010 14:04

TestAmerica North Canton

CONTINUING CALIBRATION COMPOUNDS

Instrument ID: a3ux14.i Injection Date: 01-MAR-2010 12:59
Lab File ID: 148248.D Init. Cal. Date(s): 08-JAN-2010 14-JAN-2010
Analysis Type: SOIL Init. Cal. Times: 12:27 17:14
Lab Sample ID: 250NG-CC Quant Type: ISTD
Method: \\cansvr11\dd\chem\MSV\a3ux14.i\R00301B.b\8260SUX14.m

COMPOUND	RRF / AMOUNT	RF250	CCAL RRF250	MIN RRF	%D / %DRIFT	MAX %D / %DRIFT	CURVE TYPE
143 Methyl Acetate	0.24297	0.19840	0.19840	0.010	18.34354	50.00000	Averaged
144 Methylcyclohexane	0.50183	0.57301	0.57301	0.010	-14.18474	50.00000	Averaged
141 1,3,5-Trichlorobenzene	0.99845	0.98479	0.98479	0.010	1.36779	50.00000	Averaged

Data File: \\cansvr11\dd\chem\MSV\a3ux14.i\R00301B.b\148248.D
Report Date: 01-Mar-2010 14:04

TestAmerica North Canton

VOLATILE REPORT SW-846 Method 8260A/8260B

Data file : \\cansvr11\dd\chem\MSV\a3ux14.i\R00301B.b\148248.D
Lab Smp Id: 250NG-CC
Inj Date : 01-MAR-2010 12:59
Operator : 2807 Inst ID: a3ux14.i
Smp Info : 250NG-CC
Misc Info : R00301B,8260SUX14,1-8260.SUB,2807,2
Comment :
Method : \\cansvr11\dd\chem\MSV\a3ux14.i\R00301B.b\8260SUX14.m
Meth Date : 01-Mar-2010 14:04 a3ux14.i Quant Type: ISTD
Cal Date : 14-JAN-2010 15:16 Cal File: 147364.D
Als bottle: 2 Continuing Calibration Sample
Dil Factor: 1.00000
Integrator: HP RTE Compound Sublist: 1-8260.SUB
Target Version: 4.14
Processing Host: CANPMSV26

Concentration Formula: Amt * DF * 1/Vo * CpndVariable

Name	Value	Description
DF	1.000	Dilution Factor
Vo	5.000	Sample Volume
Va	100.000	Injection Volume
Cpnd Variable		Local Compound Variable

	Compounds	QUANT SIG MASS	RT	EXP RT	REL RT	RESPONSE	AMOUNTS CAL-AMT (ng)	ON-COL (ng)
*	1 Fluorobenzene	96	6.599	6.599	(1.000)	1436797	250.000	
*	2 Chlorobenzene-d5	117	9.332	9.332	(1.000)	1035641	250.000	
*	3 1,4-Dichlorobenzene-d4	152	11.309	11.309	(1.000)	561590	250.000	
$	4 Dibromofluoromethane	113	5.901	5.901	(0.894)	383271	250.000	242.13
$	5 1,2-Dichloroethane-d4	65	6.244	6.244	(0.946)	374299	250.000	230.63
$	6 Toluene-d8	98	8.090	8.090	(0.867)	1443162	250.000	257.05
$	7 Bromofluorobenzene	95	10.326	10.326	(0.913)	523699	250.000	251.50
	8 Dichlorodifluoromethane	85	1.310	1.310	(0.199)	372722	250.000	256.48
	9 Chloromethane	50	1.452	1.452	(0.220)	489711	250.000	233.09
	10 Vinyl Chloride	62	1.570	1.570	(0.238)	427228	250.000	269.60
	11 Bromomethane	94	1.890	1.890	(0.286)	202174	250.000	261.30
	12 Chloroethane	64	1.996	1.996	(0.303)	232433	250.000	248.72
	13 Trichlorofluoromethane	101	2.268	2.268	(0.344)	470873	250.000	308.54
	15 Acrolein	56	2.730	2.730	(0.414)	612506	2500.00	3391.8
	16 Acetone	43	2.931	2.931	(0.444)	250681	500.000	525.62
	17 1,1-Dichloroethene	96	2.848	2.848	(0.432)	357866	250.000	260.69
	18 Freon-113	151	2.895	2.895	(0.439)	302820	250.000	274.67
	19 Iodomethane	142	3.026	3.026	(0.459)	621941	250.000	265.82
	20 Carbon Disulfide	76	3.097	3.097	(0.469)	1080319	250.000	274.76

21	Methylene Chloride	84	3.511	3.511 (0.532)	413728	250.000	268.09
22	Acetonitrile	41	3.286	3.286 (0.498)	467729	2500.00	2454.0
23	Acrylonitrile	53	3.889	3.889 (0.589)	271540	500.000	480.18

Data File: \\cansvr11\dd\chem\MSV\a3ux14.i\R00301B.b\148248.D
Report Date: 01-Mar-2010 14:04

	Compounds	QUANT SIG MASS	RT	EXP RT	REL RT	RESPONSE	AMOUNTS CAL-AMT (ng)	AMOUNTS ON-COL (ng)
	24 Methyl tert-butyl ether	73	3.972	3.972	(0.602)	966299	250.000	270.93
	25 trans-1,2-Dichloroethene	96	3.937	3.937	(0.597)	419426	250.000	263.10
	26 Hexane	86	4.398	4.398	(0.666)	93888	250.000	255.21
	27 Vinyl acetate	43	4.694	4.694	(0.711)	603560	250.000	328.17
	154 Vinyl Acetate**2nd**	86	4.694	4.694	(0.711)	54702	250.000	333.81(A)
	28 1,1-Dichloroethane	63	4.564	4.564	(0.692)	729204	250.000	255.63
	29 tert-Butyl Alcohol	59	3.771	3.771	(0.571)	641120	5000.00	4933.0
	30 2-Butanone	43	5.380	5.380	(0.815)	306706	500.000	416.57
M	31 1,2-Dichloroethene (total)	96				847242	500.000	
	32 cis-1,2-dichloroethene	96	5.333	5.333	(0.808)	427816	250.000	261.92
	33 2,2-Dichloropropane	77	5.321	5.321	(0.806)	306374	250.000	274.50
	34 Bromochloromethane	128	5.605	5.605	(0.849)	196040	250.000	246.93
	35 Chloroform	83	5.723	5.723	(0.867)	656352	250.000	251.02
	36 Tetrahydrofuran	42	5.676	5.676	(0.860)	103514	250.000	217.06
	37 1,1,1-Trichloroethane	97	5.913	5.913	(0.896)	520612	250.000	275.36
	38 1,1-Dichloropropene	75	6.090	6.090	(0.923)	534078	250.000	269.38
	39 Carbon Tetrachloride	117	6.090	6.090	(0.923)	522020	250.000	317.67
	40 1,2-Dichloroethane	62	6.327	6.327	(0.959)	463348	250.000	239.43
	41 Benzene	78	6.303	6.303	(0.955)	1569211	250.000	252.68
	42 Trichloroethene	130	6.966	6.966	(1.056)	421313	250.000	246.15
	43 1,2-Dichloropropane	63	7.167	7.167	(1.086)	379816	250.000	244.12
	44 1,4-Dioxane	88	7.309	7.309	(1.108)	147549	12500.0	11494
	45 Dibromomethane	93	7.274	7.274	(1.102)	194404	250.000	245.36
	46 Bromodichloromethane	83	7.439	7.439	(1.127)	414561	250.000	258.12
	47 2-Chloroethyl vinyl ether	63	7.723	7.723	(1.170)	320139	500.000	436.05
	48 cis-1,3-Dichloropropene	75	7.842	7.842	(1.188)	497519	250.000	251.87
	49 4-Methyl-2-pentanone	43	7.995	7.995	(0.857)	613422	500.000	490.48
	50 Toluene	91	8.149	8.149	(0.873)	1634542	250.000	267.22
	51 trans-1,3-Dichloropropene	75	8.339	8.339	(0.893)	407517	250.000	253.50
	52 Ethyl Methacrylate	69	8.433	8.433	(0.904)	335564	250.000	213.74
	53 1,1,2-Trichloroethane	97	8.492	8.492	(0.910)	271814	250.000	249.10
	54 1,3-Dichloropropane	76	8.634	8.634	(0.925)	465162	250.000	254.44
	55 Tetrachloroethene	164	8.622	8.622	(0.924)	327678	250.000	253.74
	56 2-Hexanone	43	8.717	8.717	(0.934)	405270	500.000	470.36
	57 Dibromochloromethane	129	8.835	8.835	(0.947)	300614	250.000	263.92
	58 1,2-Dibromoethane	107	8.930	8.930	(0.957)	261829	250.000	248.52
	59 Chlorobenzene	112	9.356	9.356	(1.003)	1044500	250.000	248.43
	60 1,1,1,2-Tetrachloroethane	131	9.427	9.427	(1.010)	355743	250.000	266.78
	61 Ethylbenzene	106	9.451	9.451	(1.013)	583129	250.000	269.09
	62 m + p-Xylene	106	9.557	9.557	(1.024)	1424459	500.000	543.32
	64 Xylene-o	106	9.889	9.889	(1.060)	682338	250.000	276.22
	65 Styrene	104	9.900	9.900	(1.061)	1083111	250.000	275.83
	66 Bromoform	173	10.054	10.054	(1.077)	177318	250.000	257.13
	67 Isopropylbenzene	105	10.208	10.208	(1.094)	1832002	250.000	276.33
	68 1,1,2,2-Tetrachloroethane	83	10.445	10.445	(0.924)	356870	250.000	259.05
	69 1,4-Dichloro-2-butene	53	10.492	10.492	(0.928)	103133	250.000	241.30
	70 1,2,3-Trichloropropane	110	10.480	10.480	(0.927)	97235	250.000	243.56
	71 Bromobenzene	156	10.457	10.457	(0.925)	426308	250.000	257.82
	72 n-Propylbenzene	120	10.551	10.551	(0.933)	517762	250.000	269.31
	73 2-Chlorotoluene	126	10.622	10.622	(0.939)	442003	250.000	282.60
	74 1,3,5-Trimethylbenzene	105	10.693	10.693	(0.946)	1483051	250.000	278.53
	75 4-Chlorotoluene	126	10.717	10.717	(0.948)	457788	250.000	277.20

76	tert-Butylbenzene	119	10.977	10.977 (0.971)	1336194	250.000	271.01
77	1,2,4-Trimethylbenzene	105	11.013	11.013 (0.974)	1491602	250.000	274.44

Data File: \\cansvr11\dd\chem\MSV\a3ux14.i\R00301B.b\148248.D
Report Date: 01-Mar-2010 14:04

Compounds	QUANT SIG MASS	RT	EXP RT	REL RT	RESPONSE	AMOUNTS CAL-AMT (ng)	AMOUNTS ON-COL (ng)
78 sec-Butylbenzene	105	11.155	11.155	(0.986)	1975740	250.000	278.64
79 4-Isopropyltoluene	119	11.285	11.285	(0.998)	1586678	250.000	263.29
80 1,3-Dichlorobenzene	146	11.249	11.249	(0.995)	801279	250.000	255.23
81 1,4-Dichlorobenzene	146	11.320	11.320	(1.001)	802010	250.000	240.81
82 n-Butylbenzene	91	11.628	11.628	(1.028)	1406580	250.000	269.00
83 1,2-Dichlorobenzene	146	11.640	11.640	(1.029)	737880	250.000	251.04
84 1,2-Dibromo-3-chloropropane	157	12.291	12.291	(1.087)	56229	250.000	236.51
85 1,2,4-Trichlorobenzene	180	12.989	12.989	(1.149)	458013	250.000	240.79
87 Naphthalene	128	13.178	13.178	(1.165)	987098	250.000	225.49
86 Hexachlorobutadiene	225	13.131	13.131	(1.161)	277642	250.000	227.70
88 1,2,3-Trichlorobenzene	180	13.379	13.379	(1.183)	425966	250.000	227.34
98 Cyclohexane	56	5.972	5.972	(0.905)	912294	250.000	270.45
143 Methyl Acetate	43	3.392	3.392	(0.514)	570127	500.000	408.28
144 Methylcyclohexane	83	7.143	7.143	(1.082)	823302	250.000	285.46
141 1,3,5-Trichlorobenzene	180	12.480	12.480	(1.104)	553048	250.000	246.58

QC Flag Legend

A - Target compound detected but, quantitated amount exceeded maximum amount.

Data File: \\cansvr11\dd\chem\MSV\a3ux14.i\R00301B.b\148248.D
Report Date: 01-Mar-2010 14:04

TestAmerica North Canton

INTERNAL STANDARD COMPOUNDS
AREA AND RT SUMMARY

Instrument ID: a3ux14.i
Lab File ID: 148248.D
Lab Smp Id: 250NG-CC
Analysis Type: VOA
Quant Type: ISTD
Operator: 2807
Method File: \\cansvr11\dd\chem\MSV\a3ux14.i\R00301B.b\8260SUX14.m
Misc Info: R00301B,8260SUX14,1-8260.SUB,2807,2

Calibration Date: 01-MAR-2010
Calibration Time: 13:21
Level: LOW
Sample Type: SOIL

		AREA LIMIT			
COMPOUND	STANDARD	LOWER	UPPER	SAMPLE	%DIFF
1 Fluorobenzene	1422898	711449	2845796	1436797	0.98
2 Chlorobenzene-d5	958236	479118	1916472	1035641	8.08
3 1,4-Dichlorobenze	486205	243103	972410	561590	15.50

		RT LIMIT			
COMPOUND	STANDARD	LOWER	UPPER	SAMPLE	%DIFF
1 Fluorobenzene	6.60	6.10	7.10	6.60	-0.00
2 Chlorobenzene-d5	9.33	8.83	9.83	9.33	-0.00
3 1,4-Dichlorobenze	11.31	10.81	11.81	11.31	-0.00

AREA UPPER LIMIT = +100% of internal standard area.
AREA LOWER LIMIT = - 50% of internal standard area.
RT UPPER LIMIT = + 0.50 minutes of internal standard RT.
RT LOWER LIMIT = - 0.50 minutes of internal standard RT.

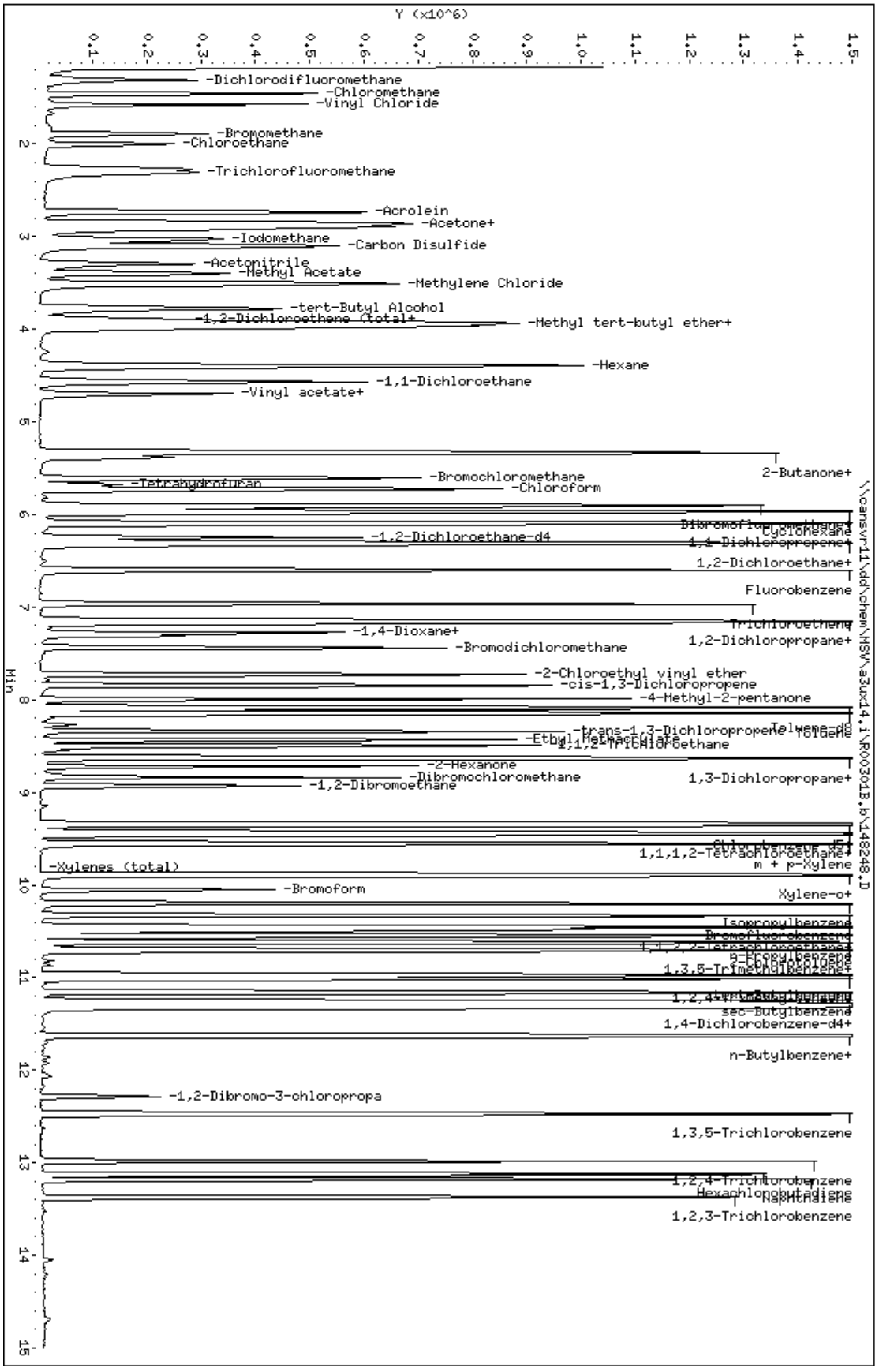

Data File: \\cansvr11\dd\chem\MSV\a3ux14.i\R00301B.b\148248.D
Date : 01-MAR-2010 12:59
Client ID:
Sample Info: 25ONG-CC
Purge Volume: 5.0
Column phase: DB624

Instrument: a3ux14.i
Operator: 2807
Column diameter: 0.18

Data File: \\cansvr11\dd\chem\MSV\a3ux8a.i\M00302A.b\UX82663.D
Report Date: 03-Mar-2010 19:09

TestAmerica North Canton

RECOVERY REPORT

Client Name: Client SDG: SDGa00699
Sample Matrix: SOLID Fraction: VOA
Lab Smp Id: QCMRL
Level: LOW Operator: 402279
Data Type: MS DATA SampleType: MRL
SpikeList File: MRL.spk Quant Type: ISTD
Sublist File: 1-8260.SUB
Method File: \\cansvr11\dd\chem\MSV\a3ux8a.i\M00302A.b\8260SUX8.m
Misc Info: M00302A,8260SUX8,1-8260.SUB,402279,3

	SPIKE COMPOUND	CONC ADDED UG/KG	CONC RECOVERED UG/KG	% RECOVERED	LIMITS
*	1 Fluorobenzene	0.0000	50.000	0.00	0-0
*	2 Chlorobenzene-d5	0.0000	50.000	0.00	0-0
*	3 1,4-Dichlorobenzen	0.0000	50.000	0.00	0-0
$	6 Toluene-d8	50.000	47.732	95.46	50-150
$	7 Bromofluorobenzene	50.000	44.062	88.13	50-150
	60 1,1,1,2-Tetrachlor	5.000	4.527	90.53	70-130
	37 1,1,1-Trichloroeth	5.000	4.711	94.22	70-130
	68 1,1,2,2-Tetrachlor	5.000	4.439	88.78	70-130
	53 1,1,2-Trichloroeth	5.000	4.741	94.82	70-130
	28 1,1-Dichloroethane	5.000	4.756	95.12	70-130
	17 1,1-Dichloroethene	5.000	4.648	92.96	70-130
	38 1,1-Dichloropropen	5.000	4.747	94.94	70-130
	88 1,2,3-Trichloroben	5.000	4.534	90.67	70-130
	70 1,2,3-Trichloropro	5.000	5.128	102.57	70-130
	85 1,2,4-Trichloroben	5.000	4.280	85.59	70-130
	77 1,2,4-Trimethylben	5.000	4.363	87.26	70-130
	84 1,2-Dibromo-3-chlo	5.000	3.160	63.21*	70-130
	58 1,2-Dibromoethane	5.000	4.760	95.19	70-130
	83 1,2-Dichlorobenzen	5.000	4.658	93.16	70-130
	40 1,2-Dichloroethane	5.000	4.737	94.74	70-130
	43 1,2-Dichloropropan	5.000	4.923	98.47	70-130
	74 1,3,5-Trimethylben	5.000	4.433	88.66	70-130
	80 1,3-Dichlorobenzen	5.000	4.605	92.10	70-130
	54 1,3-Dichloropropan	5.000	4.713	94.27	70-130
	81 1,4-Dichlorobenzen	5.000	4.828	96.55	70-130
	33 2,2-Dichloropropan	5.000	4.151	83.02	70-130
	30 2-Butanone	10.000	8.592	85.92	70-130
	73 2-Chlorotoluene	5.000	4.607	92.15	70-130
	56 2-Hexanone	10.000	8.452	84.52	70-130
	75 4-Chlorotoluene	5.000	4.894	97.88	70-130
	49 4-Methyl-2-pentano	10.000	8.276	82.76	70-130
	16 Acetone	10.000	6.834	68.35*	70-130
	41 Benzene	5.000	4.804	96.09	70-130
	71 Bromobenzene	5.000	4.467	89.35	70-130
	34 Bromochloromethane	5.000	4.608	92.16	70-130
	46 Bromodichlorometha	5.000	4.469	89.37	70-130
	66 Bromoform	5.000	3.639	72.78	70-130
	11 Bromomethane	5.000	6.367	127.35	70-130

20 Carbon Disulfide	5.000	4.419	88.37	70-130
39 Carbon Tetrachlori	5.000	4.503	90.06	70-130

Data File: \\cansvr11\dd\chem\MSV\a3ux8a.i\M00302A.b\UX82663.D
Report Date: 03-Mar-2010 19:09

	SPIKE COMPOUND	CONC ADDED UG/KG	CONC RECOVERED UG/KG	% RECOVERED	LIMITS
	59 Chlorobenzene	5.000	4.931	98.62	70-130
	57 Dibromochlorometha	5.000	4.050	81.00	70-130
	12 Chloroethane	5.000	6.294	125.88	70-130
	35 Chloroform	5.000	4.746	94.91	70-130
	9 Chloromethane	5.000	5.646	112.93	70-130
	32 cis-1,2-dichloroet	5.000	4.720	94.41	70-130
	48 cis-1,3-Dichloropr	5.000	4.108	82.17	70-130
	45 Dibromomethane	5.000	4.833	96.66	70-130
	8 Dichlorodifluorome	5.000	4.925	98.50	70-130
	61 Ethylbenzene	5.000	4.414	88.28	70-130
	86 Hexachlorobutadien	5.000	4.466	89.33	70-130
	67 Isopropylbenzene	5.000	4.354	87.07	70-130
	62 m + p-Xylene	10.000	9.218	92.18	70-130
	21 Methylene Chloride	5.000	6.052	121.05	70-130
	87 Naphthalene	5.000	3.971	79.42	70-130
	82 n-Butylbenzene	5.000	3.977	79.55	70-130
	72 n-Propylbenzene	5.000	4.418	88.37	70-130
	64 Xylene-o	5.000	4.404	88.08	70-130
	79 4-Isopropyltoluene	5.000	3.984	79.67	70-130
	78 sec-Butylbenzene	5.000	4.331	86.62	70-130
	65 Styrene	5.000	4.320	86.40	70-130
	76 tert-Butylbenzene	5.000	4.192	83.83	70-130
	55 Tetrachloroethene	5.000	4.578	91.57	70-130
	50 Toluene	5.000	4.886	97.71	70-130
	25 trans-1,2-Dichloro	5.000	4.988	99.77	70-130
	51 trans-1,3-Dichloro	5.000	3.969	79.38	70-130
	42 Trichloroethene	5.000	4.712	94.25	70-130
	13 Trichlorofluoromet	5.000	6.012	120.24	70-130
	10 Vinyl Chloride	5.000	5.508	110.15	70-130
	19 Iodomethane	5.000	4.808	96.16	70-130
	24 Methyl tert-butyl	5.000	4.583	91.66	70-130
	15 Acrolein	50.000	37.913	75.83	70-130
	18 Freon-113	5.000	4.710	94.19	70-130
	22 Acetonitrile	50.000	41.804	83.61	70-130
	23 Acrylonitrile	10.000	8.740	87.40	70-130
	26 Hexane	5.000	4.876	97.51	70-130
	29 tert-Butyl Alcohol	100.00	71.296	71.30	70-130
M	31 1,2-Dichloroethene	10.000	9.709	97.09	70-130
	36 Tetrahydrofuran	5.000	4.486	89.73	70-130
	47 2-Chloroethyl viny	10.000	7.068	70.68	70-130
	44 1,4-Dioxane	250.00	200.13	80.05	70-130
	52 Ethyl Methacrylate	5.000	4.044	80.87	70-130
M	63 Xylenes (total)	15.000	13.622	90.81	70-130
	69 1,4-Dichloro-2-but	5.000	3.830	76.61	70-130
	98 Cyclohexane	5.000	4.769	95.37	70-130
	141 1,3,5-Trichloroben	5.000	4.515	90.30	70-130
	143 Methyl Acetate	10.000	9.365	93.65	70-130
	144 Methylcyclohexane	5.000	4.384	87.68	70-130
	27 Vinyl acetate	5.000	0.0000	*	70-130

Data File: \\cansvr11\dd\chem\MSV\a3ux8a.i\M00302A.b\UX82663.D
Report Date: 03-Mar-2010 19:09

TestAmerica North Canton

RECOVERY REPORT

Client Name: Client SDG: SDGa00699
Sample Matrix: SOLID Fraction: VOA
Lab Smp Id: QCMRL
Level: LOW Operator: 402279
Data Type: MS DATA SampleType: MRL
SpikeList File: MRL.spk Quant Type: ISTD
Sublist File: 1-8260.SUB
Method File: \\cansvr11\dd\chem\MSV\a3ux8a.i\M00302A.b\8260SUX8.m
Misc Info: M00302A,8260SUX8,1-8260.SUB,402279,3

SURROGATE COMPOUND	CONC ADDED UG/KG	CONC RECOVERED UG/KG	% RECOVERED	LIMITS
$ 4 Dibromofluorometha	50.000	45.180	90.36	59-138
$ 5 1,2-Dichloroethane	50.000	45.301	90.60	61-130
$ 6 Toluene-d8	250.00	47.732	95.46	60-143
$ 7 Bromofluorobenzene	250.00	44.062	88.13	47-158

Data File: \\cansvr11\dd\chem\MSV\a3ux8a.i\M00302A.b\UX82663.D
Report Date: 03-Mar-2010 19:09

TestAmerica North Canton

VOLATILE REPORT SW-846 Method 8260A/8260B

Data file : \\cansvr11\dd\chem\MSV\a3ux8a.i\M00302A.b\UX82663.D
Lab Smp Id: QCMRL
Inj Date : 02-MAR-2010 19:29
Operator : 402279 Inst ID: a3ux8a.i
Smp Info : QCMRL
Misc Info : M00302A,8260SUX8,1-8260.SUB,402279,3
Comment :
Method : \\cansvr11\dd\chem\MSV\a3ux8a.i\M00302A.b\8260SUX8.m
Meth Date : 03-Mar-2010 19:06 latat Quant Type: ISTD
Cal Date : 26-FEB-2010 20:40 Cal File: UX82639.D
Als bottle: 4 QC Sample: MRL
Dil Factor: 1.00000
Integrator: HP RTE Compound Sublist: 1-8260.SUB
Target Version: 4.14
Processing Host: CANPGCV909

Concentration Formula: Amt * DF * 1/Vo * CpndVariable

Name	Value	Description
DF	1.000	Dilution Factor
Vo	5.000	Sample Volume
Va	100.000	Injection Volume
Cpnd Variable		Local Compound Variable

Compounds	QUANT SIG MASS	RT	EXP RT	REL RT	RESPONSE	CONCENTRATIONS ON-COLUMN (ng)	FINAL (UG/KG)
* 1 Fluorobenzene	96	5.309	5.304	(1.000)	989059	250.000	
* 2 Chlorobenzene-d5	117	7.845	7.847	(1.000)	803556	250.000	
* 3 1,4-Dichlorobenzene-d4	152	10.042	10.043	(1.000)	416314	250.000	
$ 4 Dibromofluoromethane	113	4.785	4.787	(0.901)	186732	225.901	45.180
$ 5 1,2-Dichloroethane-d4	65	5.053	5.055	(0.952)	235787	226.507	45.301
$ 6 Toluene-d8	98	6.580	6.582	(1.239)	801933	238.660	47.732
$ 7 Bromofluorobenzene	95	8.928	8.924	(1.138)	288480	220.313	44.062
8 Dichlorodifluoromethane	85	1.658	1.654	(0.312)	15847	24.6240	4.925
9 Chloromethane	50	1.829	1.831	(0.345)	31782	28.2328	5.646
10 Vinyl Chloride	62	1.951	1.952	(0.367)	21612	27.5377	5.508
11 Bromomethane	94	2.279	2.281	(0.429)	11836	31.8372	6.367
12 Chloroethane	64	2.376	2.378	(0.448)	13136	31.4704	6.294
13 Trichlorofluoromethane	101	2.608	2.597	(0.491)	23823	30.0610	6.012
15 Acrolein	56	2.973	2.968	(0.560)	39103	189.567	37.913
16 Acetone	43	3.100	3.102	(0.584)	40543	34.1728	6.834(R)
17 1,1-Dichloroethene	96	3.046	3.041	(0.574)	16469	23.2392	4.648
18 Freon-113	151	3.039	3.047	(0.573)	13629	23.5477	4.710
19 Iodomethane	142	3.179	3.175	(0.599)	36183	24.0396	4.808
20 Carbon Disulfide	76	3.234	3.230	(0.609)	43866	22.0931	4.419

21 Methylene Chloride	84	3.447	3.443 (0.649)	29991	30.2613	6.052
22 Acetonitrile	41	3.331	3.333 (0.628)	37021	209.018	41.804
23 Acrylonitrile	53	3.648	3.644 (0.687)	20316	43.6989	8.740

Data File: \\cansvr11\dd\chem\MSV\a3ux8a.i\M00302A.b\UX82663.D
Report Date: 03-Mar-2010 19:09

	Compounds	QUANT SIG MASS	RT	EXP RT	REL RT	RESPONSE	CONCENTRATIONS ON-COLUMN (ng)	FINAL (UG/KG)
	24 Methyl tert-butyl ether	73	3.648	3.644	(0.687)	33728	22.9162	4.583
	25 trans-1,2-Dichloroethene	96	3.654	3.650	(0.688)	20965	24.9417	4.988
	26 Hexane	86	3.849	3.844	(0.725)	4553	24.3780	4.876
	28 1,1-Dichloroethane	63	3.982	3.984	(0.750)	38168	23.7796	4.756
	29 tert-Butyl Alcohol	59	3.526	3.528	(0.664)	26713	356.482	71.296
	30 2-Butanone	43	4.433	4.428	(0.835)	34364	42.9594	8.592
M	31 1,2-Dichloroethene (total)	96				43881	48.5441	9.709
	32 cis-1,2-dichloroethene	96	4.420	4.422	(0.833)	22916	23.6024	4.720
	33 2,2-Dichloropropane	77	4.433	4.422	(0.835)	16598	20.7555	4.151
	34 Bromochloromethane	128	4.609	4.611	(0.868)	11669	23.0401	4.608
	35 Chloroform	83	4.664	4.659	(0.879)	33716	23.7280	4.746
	36 Tetrahydrofuran	42	4.652	4.647	(0.876)	10920	22.4313	4.486
	37 1,1,1-Trichloroethane	97	4.810	4.812	(0.906)	28266	23.5547	4.711
	38 1,1-Dichloropropene	75	4.931	4.933	(0.929)	23084	23.7353	4.747
	39 Carbon Tetrachloride	117	4.937	4.933	(0.930)	23574	22.5157	4.503
	40 1,2-Dichloroethane	62	5.114	5.116	(0.963)	32194	23.6853	4.737
	41 Benzene	78	5.096	5.097	(0.960)	77986	24.0218	4.804
	42 Trichloroethene	130	5.594	5.590	(1.054)	23468	23.5626	4.712
	43 1,2-Dichloropropane	63	5.783	5.779	(1.089)	22038	24.6163	4.923
	44 1,4-Dioxane	88	5.880	5.876	(1.108)	8367	1000.65	200.13
	45 Dibromomethane	93	5.880	5.882	(1.108)	11948	24.1657	4.833
	46 Bromodichloromethane	83	5.996	5.992	(1.129)	20430	22.3432	4.469
	47 2-Chloroethyl vinyl ether	63	6.215	6.211	(1.171)	9610	35.3377	7.068
	48 cis-1,3-Dichloropropene	75	6.355	6.357	(1.197)	23329	20.5419	4.108
	49 4-Methyl-2-pentanone	43	6.471	6.466	(1.219)	54706	41.3793	8.276
	50 Toluene	91	6.635	6.637	(0.846)	99654	24.4283	4.886
	51 trans-1,3-Dichloropropene	75	6.817	6.813	(0.869)	20345	19.8448	3.969
	52 Ethyl Methacrylate	69	6.860	6.856	(0.874)	22021	20.2186	4.044
	53 1,1,2-Trichloroethane	97	6.982	6.977	(0.890)	18471	23.7057	4.741
	54 1,3-Dichloropropane	76	7.128	7.129	(0.909)	31523	23.5665	4.713
	55 Tetrachloroethene	164	7.109	7.105	(0.906)	17015	22.8919	4.578
	56 2-Hexanone	43	7.176	7.172	(0.915)	40434	42.2576	8.452
	57 Dibromochloromethane	129	7.334	7.330	(0.935)	16694	20.2512	4.050
	58 1,2-Dibromoethane	107	7.450	7.452	(0.950)	18446	23.7985	4.760
	59 Chlorobenzene	112	7.876	7.872	(1.004)	65291	24.6560	4.931
	60 1,1,1,2-Tetrachloroethane	131	7.937	7.938	(1.012)	20384	22.6335	4.527
	61 Ethylbenzene	106	7.955	7.957	(1.014)	30217	22.0697	4.414
	62 m + p-Xylene	106	8.058	8.060	(1.027)	78258	46.0877	9.218
M	63 Xylenes (total)	106				114926	68.1084	13.622
	64 Xylene-o	106	8.435	8.431	(1.075)	36668	22.0207	4.404
	65 Styrene	104	8.442	8.443	(1.076)	55291	21.5995	4.320
	66 Bromoform	173	8.636	8.638	(1.101)	8376	18.1947	3.639
	67 Isopropylbenzene	105	8.764	8.766	(1.117)	89898	21.7683	4.354
	68 1,1,2,2-Tetrachloroethane	83	9.056	9.052	(0.902)	19901	22.1946	4.439
	69 1,4-Dichloro-2-butene	53	9.105	9.106	(0.907)	7187	19.1518	3.830
	70 1,2,3-Trichloropropane	110	9.111	9.106	(0.907)	8528	25.6417	5.128
	71 Bromobenzene	156	9.086	9.082	(0.905)	25683	22.3366	4.467
	72 n-Propylbenzene	120	9.159	9.155	(0.912)	26059	22.0919	4.418
	73 2-Chlorotoluene	126	9.257	9.252	(0.922)	24933	23.0369	4.607
	74 1,3,5-Trimethylbenzene	105	9.324	9.319	(0.928)	75204	22.1646	4.433
	75 4-Chlorotoluene	126	9.360	9.356	(0.932)	27189	24.4710	4.894
	76 tert-Butylbenzene	119	9.640	9.642	(0.960)	65115	20.9584	4.192

77	1,2,4-Trimethylbenzene	105	9.689	9.684 (0.965)	74910	21.8139	4.363
78	sec-Butylbenzene	105	9.853	9.849 (0.981)	91513	21.6556	4.331

Data File: \\cansvr11\dd\chem\MSV\a3ux8a.i\M00302A.b\UX82663.D
Report Date: 03-Mar-2010 19:09

	Compounds	QUANT SIG MASS	RT	EXP RT	REL RT	RESPONSE	CONCENTRATIONS ON-COLUMN (ng)	CONCENTRATIONS FINAL (UG/KG)
79	4-Isopropyltoluene	119	9.987	9.989	(0.995)	71169	19.9186	3.984
80	1,3-Dichlorobenzene	146	9.975	9.976	(0.993)	49846	23.0252	4.605
81	1,4-Dichlorobenzene	146	10.066	10.062	(1.002)	54531	24.1380	4.828
82	n-Butylbenzene	91	10.394	10.390	(1.035)	57016	19.8874	3.977
83	1,2-Dichlorobenzene	146	10.437	10.439	(1.039)	48855	23.2895	4.658
84	1,2-Dibromo-3-chloropropane	157	11.216	11.211	(1.117)	2716	15.8025	3.160(R)
85	1,2,4-Trichlorobenzene	180	12.025	12.027	(1.197)	25334	21.3987	4.280
86	Hexachlorobutadiene	225	12.183	12.185	(1.213)	12717	22.3325	4.466
87	Naphthalene	128	12.286	12.288	(1.224)	60465	19.8561	3.971
88	1,2,3-Trichlorobenzene	180	12.554	12.544	(1.250)	26101	22.6684	4.534
98	Cyclohexane	56	4.852	4.848	(0.914)	54237	23.8436	4.769
143	Methyl Acetate	43	3.356	3.352	(0.632)	54987	46.8258	9.365
144	Methylcyclohexane	83	5.740	5.742	(1.081)	34716	21.9202	4.384
141	1,3,5-Trichlorobenzene	180	11.404	11.406	(1.136)	30474	22.5744	4.515

QC Flag Legend

R - Spike/Surrogate failed recovery limits.

Data File: \\cansvr11\dd\chem\MSV\a3ux8a.i\M00302A.b\UX82663.D
Report Date: 03-Mar-2010 19:09

TestAmerica North Canton

INTERNAL STANDARD COMPOUNDS
AREA AND RT SUMMARY

Instrument ID: a3ux8a.i
Lab File ID: UX82663.D
Lab Smp Id: QCMRL
Analysis Type: VOA
Quant Type: ISTD
Operator: 402279
Method File: \\cansvr11\dd\chem\MSV\a3ux8a.i\M00302A.b\8260SUX8.m
Misc Info: M00302A,8260SUX8,1-8260.SUB,402279,3

Calibration Date: 02-MAR-2010
Calibration Time: 18:46
Level: LOW
Sample Type: SOIL

		AREA LIMIT			
COMPOUND	STANDARD	LOWER	UPPER	SAMPLE	%DIFF
1 Fluorobenzene	973273	486637	1946546	989059	1.62
2 Chlorobenzene-d5	801069	400535	1602138	803556	0.31
3 1,4-Dichlorobenze	427264	213632	854528	416314	-2.56

		RT LIMIT			
COMPOUND	STANDARD	LOWER	UPPER	SAMPLE	%DIFF
1 Fluorobenzene	5.30	4.80	5.80	5.31	0.08
2 Chlorobenzene-d5	7.85	7.35	8.35	7.85	-0.02
3 1,4-Dichlorobenze	10.04	9.54	10.54	10.04	-0.02

AREA UPPER LIMIT = +100% of internal standard area.
AREA LOWER LIMIT = - 50% of internal standard area.
RT UPPER LIMIT = + 0.50 minutes of internal standard RT.
RT LOWER LIMIT = - 0.50 minutes of internal standard RT.

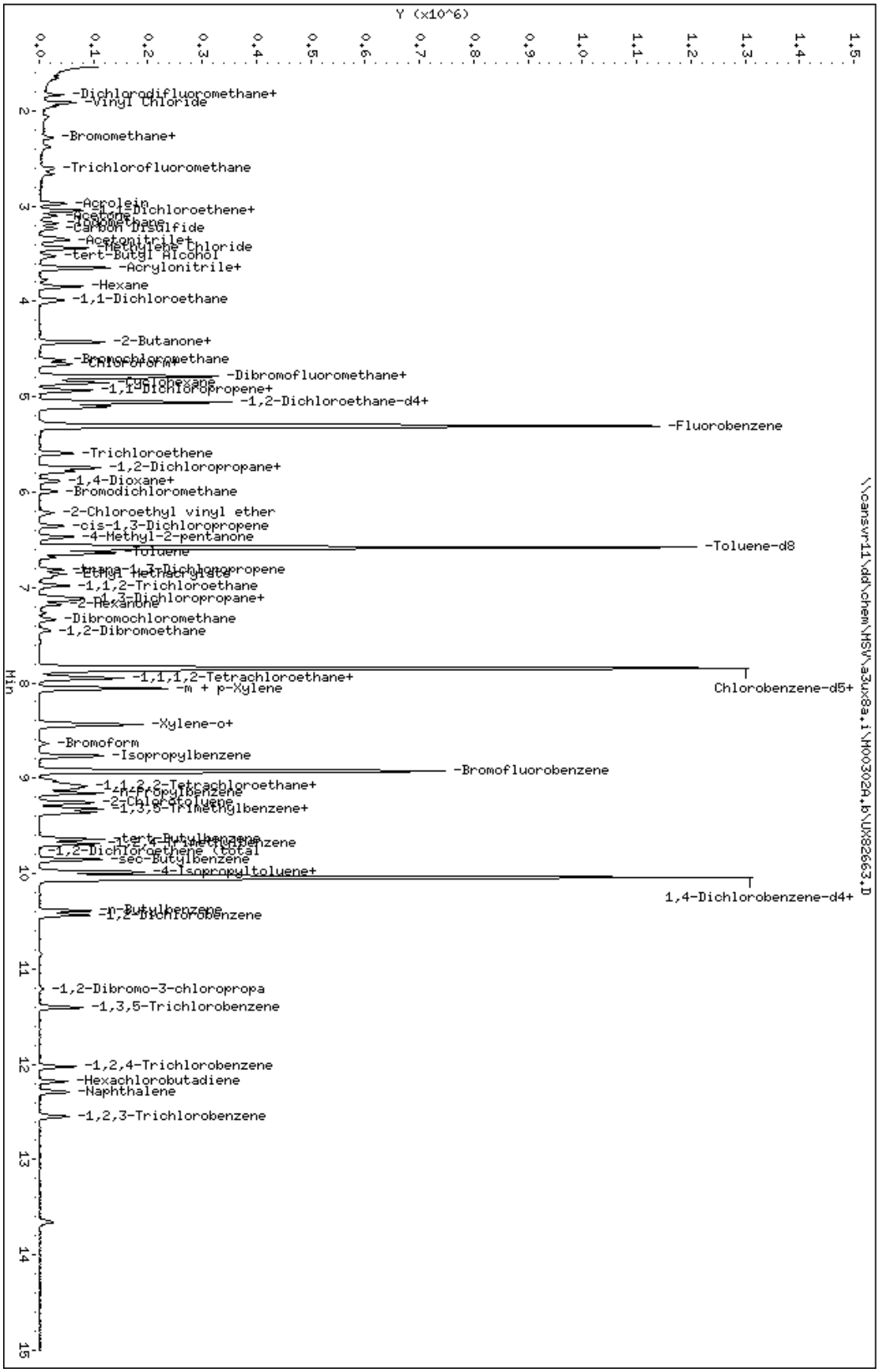
Y (x10^6)
Min
\\cansvr11\dd\chem\MSV\a3ux8a.i\M00302A.b\UX82663.D
Data File: \\cansvr11\dd\chem\MSV\a3ux8a.i\M00302A.b\UX82663.D
Date : 02-MAR-2010 19:29
Client ID:
Sample Info: QCHRL
Purge Volume: 5.0
Column phase: DB624
Instrument: a3ux8a.i
Operator: 402279
Column diameter: 0.18
-Dichlorodifluoromethane+
-Vinyl Chloride
-Bromomethane+
-Trichlorofluoromethane
-Acrolein
-cis-1,2-Dichloroethene+
-Acetone
-Hexane
-Carbon Disulfide
-Acetonitrile
-Methylene Chloride
-tert-Butyl Alcohol
-Acrylonitrile+
-Hexane
-1,1-Dichloroethane
-2-Butanone+
-Bromochloromethane
-Chloroform+
-Cyclohexane
-Dibromofluoromethane+
-1,1-Dichloropropene+
-1,2-Dichloroethane-d4+
-Fluorobenzene
-Trichloroethene
-1,2-Dichloropropane+
-1,4-Dioxane+
-Bromodichloromethane
-2-Chloroethyl vinyl ether
-cis-1,3-Dichloropropene
-4-Methyl-2-pentanone
-Toluene-d8
-Toluene
-trans-1,3-Dichloropropene
-Ethyl Methacrylate
-1,1,2-Trichloroethane
-1,3-Dichloropropane+
-2-Hexanone
-Dibromochloromethane
-1,2-Dibromoethane
-1,1,1,2-Tetrachloroethane+
-m + p-Xylene
Chlorobenzene-d5+
-Xylene-o+
-Bromoform
-Isopropylbenzene
-Bromofluorobenzene
-1,1,2,2-Tetrachloroethane+
-n-Propylbenzene
-2-Chlorotoluene
-1,3,5-Trimethylbenzene+
-tert-Butylbenzene
-1,2,4-Trimethylbenzene
-1,2-Dichloroethene (total
-sec-Butylbenzene
-4-Isopropyltoluene+
1,4-Dichlorobenzene-d4+
-n-Butylbenzene
-1,2-Dichlorobenzene
-1,2-Dibromo-3-chloropropa
-1,3,5-Trichlorobenzene
-1,2,4-Trichlorobenzene
-Hexachlorobutadiene
-Naphthalene
-1,2,3-Trichlorobenzene

Data File: \\cansvr11\dd\chem\MSV\a3ux8a.i\M00302A.b\UX82685.D
Report Date: 03-Mar-2010 19:09

TestAmerica North Canton

RECOVERY REPORT

Client Name: Client SDG: SDGa00699
Sample Matrix: SOLID Fraction: VOA
Lab Smp Id: QCMRL
Level: LOW Operator: 402279
Data Type: MS DATA SampleType: MRL
SpikeList File: MRL.spk Quant Type: ISTD
Sublist File: 1-8260.SUB
Method File: \\cansvr11\dd\chem\MSV\a3ux8a.i\M00302A.b\8260SUX8.m
Misc Info: M00302A,8260SUX8,1-8260.SUB,402279,3

	SPIKE COMPOUND	CONC ADDED UG/KG	CONC RECOVERED UG/KG	% RECOVERED	LIMITS
*	1 Fluorobenzene	0.0000	50.000	0.00	0-0
*	2 Chlorobenzene-d5	0.0000	50.000	0.00	0-0
*	3 1,4-Dichlorobenzen	0.0000	50.000	0.00	0-0
$	6 Toluene-d8	50.000	47.539	95.08	50-150
$	7 Bromofluorobenzene	50.000	44.148	88.30	50-150
	60 1,1,1,2-Tetrachlor	5.000	4.249	84.98	70-130
	37 1,1,1-Trichloroeth	5.000	4.364	87.29	70-130
	68 1,1,2,2-Tetrachlor	5.000	4.549	90.98	70-130
	53 1,1,2-Trichloroeth	5.000	4.680	93.59	70-130
	28 1,1-Dichloroethane	5.000	4.562	91.23	70-130
	17 1,1-Dichloroethene	5.000	4.238	84.75	70-130
	38 1,1-Dichloropropen	5.000	4.219	84.38	70-130
	88 1,2,3-Trichloroben	5.000	3.665	73.29	70-130
	70 1,2,3-Trichloropro	5.000	4.662	93.23	70-130
	85 1,2,4-Trichloroben	5.000	3.889	77.78	70-130
	77 1,2,4-Trimethylben	5.000	3.965	79.31	70-130
	84 1,2-Dibromo-3-chlo	5.000	3.310	66.21*	70-130
	58 1,2-Dibromoethane	5.000	4.500	90.00	70-130
	83 1,2-Dichlorobenzen	5.000	4.286	85.71	70-130
	40 1,2-Dichloroethane	5.000	4.703	94.06	70-130
	43 1,2-Dichloropropan	5.000	4.572	91.45	70-130
	74 1,3,5-Trimethylben	5.000	4.027	80.55	70-130
	80 1,3-Dichlorobenzen	5.000	4.398	87.96	70-130
	54 1,3-Dichloropropan	5.000	4.669	93.37	70-130
	81 1,4-Dichlorobenzen	5.000	4.264	85.28	70-130
	33 2,2-Dichloropropan	5.000	3.913	78.26	70-130
	30 2-Butanone	10.000	7.786	77.86	70-130
	73 2-Chlorotoluene	5.000	4.250	85.01	70-130
	56 2-Hexanone	10.000	7.609	76.09	70-130
	75 4-Chlorotoluene	5.000	4.518	90.35	70-130
	49 4-Methyl-2-pentano	10.000	6.982	69.82*	70-130
	16 Acetone	10.000	6.740	67.40*	70-130
	41 Benzene	5.000	4.543	90.85	70-130
	71 Bromobenzene	5.000	4.435	88.71	70-130
	34 Bromochloromethane	5.000	4.753	95.07	70-130
	46 Bromodichlorometha	5.000	4.394	87.88	70-130
	66 Bromoform	5.000	3.541	70.83	70-130
	11 Bromomethane	5.000	5.884	117.67	70-130

20 Carbon Disulfide	5.000	4.005	80.10	70-130
39 Carbon Tetrachlori	5.000	4.132	82.65	70-130

Data File: \\cansvr11\dd\chem\MSV\a3ux8a.i\M00302A.b\UX82685.D
Report Date: 03-Mar-2010 19:09

	SPIKE COMPOUND	CONC ADDED UG/KG	CONC RECOVERED UG/KG	% RECOVERED	LIMITS
	59 Chlorobenzene	5.000	4.577	91.55	70-130
	57 Dibromochlorometha	5.000	3.759	75.19	70-130
	12 Chloroethane	5.000	5.736	114.71	70-130
	35 Chloroform	5.000	4.628	92.57	70-130
	9 Chloromethane	5.000	5.241	104.81	70-130
	32 cis-1,2-dichloroet	5.000	4.508	90.17	70-130
	48 cis-1,3-Dichloropr	5.000	4.021	80.42	70-130
	45 Dibromomethane	5.000	4.479	89.58	70-130
	8 Dichlorodifluorome	5.000	4.358	87.16	70-130
	61 Ethylbenzene	5.000	4.323	86.47	70-130
	86 Hexachlorobutadien	5.000	3.546	70.93	70-130
	67 Isopropylbenzene	5.000	4.063	81.27	70-130
	62 m + p-Xylene	10.000	8.428	84.28	70-130
	21 Methylene Chloride	5.000	6.467	129.34	70-130
	87 Naphthalene	5.000	3.124	62.47*	70-130
	82 n-Butylbenzene	5.000	3.370	67.41*	70-130
	72 n-Propylbenzene	5.000	4.182	83.65	70-130
	64 Xylene-o	5.000	4.196	83.92	70-130
	79 4-Isopropyltoluene	5.000	3.628	72.57	70-130
	78 sec-Butylbenzene	5.000	3.918	78.36	70-130
	65 Styrene	5.000	4.275	85.51	70-130
	76 tert-Butylbenzene	5.000	3.901	78.01	70-130
	55 Tetrachloroethene	5.000	4.465	89.30	70-130
	50 Toluene	5.000	4.530	90.60	70-130
	25 trans-1,2-Dichloro	5.000	4.773	95.46	70-130
	51 trans-1,3-Dichloro	5.000	3.559	71.19	70-130
	42 Trichloroethene	5.000	4.380	87.60	70-130
	13 Trichlorofluoromet	5.000	5.407	108.14	70-130
	10 Vinyl Chloride	5.000	4.890	97.81	70-130
	19 Iodomethane	5.000	4.756	95.12	70-130
	24 Methyl tert-butyl	5.000	4.139	82.78	70-130
	15 Acrolein	50.000	30.953	61.91*	70-130
	18 Freon-113	5.000	4.188	83.77	70-130
	22 Acetonitrile	50.000	38.039	76.08	70-130
	23 Acrylonitrile	10.000	8.522	85.22	70-130
	26 Hexane	5.000	4.274	85.49	70-130
	29 tert-Butyl Alcohol	100.00	70.138	70.14	70-130
M	31 1,2-Dichloroethene	10.000	9.282	92.82	70-130
	36 Tetrahydrofuran	5.000	3.784	75.68	70-130
	47 2-Chloroethyl viny	10.000	5.513	55.13*	70-130
	44 1,4-Dioxane	250.00	161.12	64.45*	70-130
	52 Ethyl Methacrylate	5.000	3.809	76.18	70-130
M	63 Xylenes (total)	15.000	12.624	84.16	70-130
	69 1,4-Dichloro-2-but	5.000	3.653	73.06	70-130
	98 Cyclohexane	5.000	4.403	88.06	70-130
	141 1,3,5-Trichloroben	5.000	3.707	74.14	70-130
	143 Methyl Acetate	10.000	9.238	92.38	70-130
	144 Methylcyclohexane	5.000	3.995	79.90	70-130
	27 Vinyl acetate	5.000	0.0000	*	70-130

Data File: \\cansvr11\dd\chem\MSV\a3ux8a.i\M00302A.b\UX82685.D
Report Date: 03-Mar-2010 19:09

TestAmerica North Canton

RECOVERY REPORT

Client Name: Client SDG: SDGa00699
Sample Matrix: SOLID Fraction: VOA
Lab Smp Id: QCMRL
Level: LOW Operator: 402279
Data Type: MS DATA SampleType: MRL
SpikeList File: MRL.spk Quant Type: ISTD
Sublist File: 1-8260.SUB
Method File: \\cansvr11\dd\chem\MSV\a3ux8a.i\M00302A.b\8260SUX8.m
Misc Info: M00302A,8260SUX8,1-8260.SUB,402279,3

SURROGATE COMPOUND	CONC ADDED UG/KG	CONC RECOVERED UG/KG	% RECOVERED	LIMITS
$ 4 Dibromofluorometha	50.000	46.065	92.13	59-138
$ 5 1,2-Dichloroethane	50.000	45.878	91.76	61-130
$ 6 Toluene-d8	50.000	47.539	95.08	60-143
$ 7 Bromofluorobenzene	50.000	44.148	88.30	47-158

Data File: \\cansvr11\dd\chem\MSV\a3ux8a.i\M00302A.b\UX82685.D
Report Date: 03-Mar-2010 19:09

TestAmerica North Canton

VOLATILE REPORT SW-846 Method 8260A/8260B

Data file : \\cansvr11\dd\chem\MSV\a3ux8a.i\M00302A.b\UX82685.D
Lab Smp Id: QCMRL
Inj Date : 03-MAR-2010 03:43
Operator : 402279 Inst ID: a3ux8a.i
Smp Info : QCMRL
Misc Info : M00302A,8260SUX8,1-8260.SUB,402279,3
Comment   :
Method   : \\cansvr11\dd\chem\MSV\a3ux8a.i\M00302A.b\8260SUX8.m
Meth Date : 03-Mar-2010 19:06 latat Quant Type: ISTD
Cal Date : 26-FEB-2010 20:40 Cal File: UX82639.D
Als bottle: 26 QC Sample: MRL
Dil Factor: 1.00000
Integrator: HP RTE Compound Sublist: 1-8260.SUB
Target Version: 4.14
Processing Host: CANPGCV909

Concentration Formula: Amt * DF * 1/Vo * CpndVariable

Name	Value	Description
DF	1.000	Dilution Factor
Vo	5.000	Sample Volume
Va	100.000	Injection Volume
Cpnd Variable		Local Compound Variable

Compounds	QUANT SIG MASS	RT	EXP RT	REL RT	RESPONSE	CONCENTRATIONS ON-COLUMN (ng)	FINAL (UG/KG)
* 1 Fluorobenzene	96	5.309	5.304	(1.000)	960683	250.000	
* 2 Chlorobenzene-d5	117	7.845	7.847	(1.000)	772346	250.000	
* 3 1,4-Dichlorobenzene-d4	152	10.042	10.043	(1.000)	393380	250.000	
$ 4 Dibromofluoromethane	113	4.785	4.787	(0.901)	184925	230.323	46.065
$ 5 1,2-Dichloroethane-d4	65	5.053	5.055	(0.952)	231900	229.392	45.878
$ 6 Toluene-d8	98	6.580	6.582	(1.239)	775777	237.696	47.539
$ 7 Bromofluorobenzene	95	8.928	8.924	(1.138)	277809	220.742	44.148
8 Dichlorodifluoromethane	85	1.659	1.654	(0.312)	13621	21.7903	4.358
9 Chloromethane	50	1.829	1.831	(0.345)	28651	26.2032	5.241
10 Vinyl Chloride	62	1.951	1.952	(0.367)	18640	24.4523	4.890
11 Bromomethane	94	2.279	2.281	(0.429)	10623	29.4184	5.884
12 Chloroethane	64	2.383	2.378	(0.449)	11627	28.6780	5.736
13 Trichlorofluoromethane	101	2.602	2.597	(0.490)	20810	27.0346	5.407
15 Acrolein	56	2.967	2.968	(0.559)	31008	154.763	30.953(R)
16 Acetone	43	3.100	3.102	(0.584)	39173	33.6994	6.740(R)
17 1,1-Dichloroethene	96	3.040	3.041	(0.573)	14585	21.1886	4.238
18 Freon-113	151	3.046	3.047	(0.574)	11773	20.9418	4.188
19 Iodomethane	142	3.179	3.175	(0.599)	34765	23.7798	4.756
20 Carbon Disulfide	76	3.234	3.230	(0.609)	38620	20.0255	4.005

21	Methylene Chloride	84	3.441	3.443 (0.648)	31127	32.3353	6.467
22	Acetonitrile	41	3.338	3.333 (0.629)	32721	190.197	38.039
23	Acrylonitrile	53	3.648	3.644 (0.687)	19242	42.6112	8.522

Data File: \\cansvr11\dd\chem\MSV\a3ux8a.i\M00302A.b\UX82685.D
Report Date: 03-Mar-2010 19:09

	Compounds	QUANT SIG MASS	RT	EXP RT	REL RT	RESPONSE	CONCENTRATIONS ON-COLUMN (ng)	FINAL (UG/KG)
	24 Methyl tert-butyl ether	73	3.642	3.644	(0.686)	29586	20.6957	4.139
	25 trans-1,2-Dichloroethene	96	3.654	3.650	(0.688)	19485	23.8657	4.773
	26 Hexane	86	3.843	3.844	(0.724)	3877	21.3716	4.274
	28 1,1-Dichloroethane	63	3.982	3.984	(0.750)	35559	22.8085	4.562
	29 tert-Butyl Alcohol	59	3.520	3.528	(0.663)	25525	350.690	70.138
	30 2-Butanone	43	4.433	4.428	(0.835)	30246	38.9282	7.786
M	31 1,2-Dichloroethene (total)	96				40744	46.4082	9.282
	32 cis-1,2-dichloroethene	96	4.427	4.422	(0.834)	21259	22.5425	4.508
	33 2,2-Dichloropropane	77	4.427	4.422	(0.834)	15198	19.5661	3.913
	34 Bromochloromethane	128	4.615	4.611	(0.869)	11692	23.7674	4.753
	35 Chloroform	83	4.658	4.659	(0.877)	31940	23.1420	4.628
	36 Tetrahydrofuran	42	4.646	4.647	(0.875)	8946	18.9192	3.784
	37 1,1,1-Trichloroethane	97	4.810	4.812	(0.906)	25436	21.8225	4.364
	38 1,1-Dichloropropene	75	4.931	4.933	(0.929)	19928	21.0954	4.219
	39 Carbon Tetrachloride	117	4.938	4.933	(0.930)	21012	20.6615	4.132
	40 1,2-Dichloroethane	62	5.108	5.116	(0.962)	31046	23.5154	4.703
	41 Benzene	78	5.102	5.097	(0.961)	71622	22.7132	4.543
	42 Trichloroethene	130	5.595	5.590	(1.054)	21187	21.9007	4.380
	43 1,2-Dichloropropane	63	5.789	5.779	(1.091)	19880	22.8617	4.572
	44 1,4-Dioxane	88	5.880	5.876	(1.108)	6543	805.623	161.12(R)
	45 Dibromomethane	93	5.874	5.882	(1.107)	10755	22.3953	4.479
	46 Bromodichloromethane	83	5.990	5.992	(1.128)	19513	21.9706	4.394
	47 2-Chloroethyl vinyl ether	63	6.215	6.211	(1.171)	7281	27.5644	5.513(R)
	48 cis-1,3-Dichloropropene	75	6.355	6.357	(1.197)	22178	20.1052	4.021
	49 4-Methyl-2-pentanone	43	6.465	6.466	(1.218)	44829	34.9100	6.982(R)
	50 Toluene	91	6.635	6.637	(0.846)	88813	22.6506	4.530
	51 trans-1,3-Dichloropropene	75	6.817	6.813	(0.869)	17537	17.7970	3.559
	52 Ethyl Methacrylate	69	6.866	6.856	(0.875)	19938	19.0458	3.809
	53 1,1,2-Trichloroethane	97	6.982	6.977	(0.890)	17523	23.3978	4.680
	54 1,3-Dichloropropane	76	7.134	7.129	(0.909)	30012	23.3435	4.669
	55 Tetrachloroethene	164	7.103	7.105	(0.905)	15949	22.3248	4.465
	56 2-Hexanone	43	7.176	7.172	(0.915)	34988	38.0435	7.609
	57 Dibromochloromethane	129	7.334	7.330	(0.935)	14893	18.7965	3.759
	58 1,2-Dibromoethane	107	7.450	7.452	(0.950)	16763	22.5010	4.500
	59 Chlorobenzene	112	7.876	7.872	(1.004)	58251	22.8864	4.577
	60 1,1,1,2-Tetrachloroethane	131	7.943	7.938	(1.012)	18391	21.2457	4.249
	61 Ethylbenzene	106	7.955	7.957	(1.014)	28448	21.6173	4.323
	62 m + p-Xylene	106	8.058	8.060	(1.027)	68776	42.1403	8.428
M	63 Xylenes (total)	106				102353	63.1195	12.624
	64 Xylene-o	106	8.429	8.431	(1.074)	33577	20.9792	4.196
	65 Styrene	104	8.442	8.443	(1.076)	52595	21.3766	4.275
	66 Bromoform	173	8.642	8.638	(1.102)	7835	17.7073	3.541
	67 Isopropylbenzene	105	8.764	8.766	(1.117)	80643	20.3163	4.063
	68 1,1,2,2-Tetrachloroethane	83	9.056	9.052	(0.902)	19270	22.7438	4.549
	69 1,4-Dichloro-2-butene	53	9.105	9.106	(0.907)	6477	18.2661	3.653
	70 1,2,3-Trichloropropane	110	9.111	9.106	(0.907)	7325	23.3086	4.662
	71 Bromobenzene	156	9.080	9.082	(0.904)	24094	22.1763	4.435
	72 n-Propylbenzene	120	9.159	9.155	(0.912)	23309	20.9126	4.182
	73 2-Chlorotoluene	126	9.251	9.252	(0.921)	21734	21.2519	4.250
	74 1,3,5-Trimethylbenzene	105	9.318	9.319	(0.928)	64560	20.1368	4.027
	75 4-Chlorotoluene	126	9.360	9.356	(0.932)	23714	22.5877	4.518
	76 tert-Butylbenzene	119	9.640	9.642	(0.960)	57257	19.5036	3.901

77	1,2,4-Trimethylbenzene	105	9.689	9.684 (0.965)	64336	19.8269	3.965
78	sec-Butylbenzene	105	9.853	9.849 (0.981)	78224	19.5901	3.918

Data File: \\cansvr11\dd\chem\MSV\a3ux8a.i\M00302A.b\UX82685.D
Report Date: 03-Mar-2010 19:09

	Compounds	QUANT SIG MASS	RT	EXP RT	REL RT	RESPONSE	CONCENTRATIONS ON-COLUMN (ng)	CONCENTRATIONS FINAL (UG/KG)
79	4-Isopropyltoluene	119	9.987	9.989	(0.995)	61250	18.1419	3.628
80	1,3-Dichlorobenzene	146	9.981	9.976	(0.994)	44984	21.9908	4.398
81	1,4-Dichlorobenzene	146	10.066	10.062	(1.002)	45512	21.3203	4.264
82	n-Butylbenzene	91	10.394	10.390	(1.035)	45651	16.8516	3.370(R)
83	1,2-Dichlorobenzene	146	10.437	10.439	(1.039)	42475	21.4286	4.286
84	1,2-Dibromo-3-chloropropane	157	11.210	11.211	(1.116)	2688	16.5514	3.310(R)
85	1,2,4-Trichlorobenzene	180	12.031	12.027	(1.198)	21754	19.4461	3.889
86	Hexachlorobutadiene	225	12.171	12.185	(1.212)	9541	17.7319	3.546
87	Naphthalene	128	12.292	12.288	(1.224)	44938	15.6175	3.124(R)
88	1,2,3-Trichlorobenzene	180	12.548	12.544	(1.250)	19936	18.3236	3.665
98	Cyclohexane	56	4.852	4.848	(0.914)	48641	22.0151	4.403
143	Methyl Acetate	43	3.356	3.352	(0.632)	52687	46.1925	9.238
144	Methylcyclohexane	83	5.741	5.742	(1.081)	30727	19.9746	3.995
141	1,3,5-Trichlorobenzene	180	11.404	11.406	(1.136)	23644	18.5360	3.707

QC Flag Legend

R - Spike/Surrogate failed recovery limits.

Data File: \\cansvr11\dd\chem\MSV\a3ux8a.i\M00302A.b\UX82685.D
Report Date: 03-Mar-2010 19:09

TestAmerica North Canton

INTERNAL STANDARD COMPOUNDS
AREA AND RT SUMMARY

Instrument ID: a3ux8a.i
Lab File ID: UX82685.D
Lab Smp Id: QCMRL
Analysis Type: VOA
Quant Type: ISTD
Operator: 402279
Method File: \\cansvr11\dd\chem\MSV\a3ux8a.i\M00302A.b\8260SUX8.m
Misc Info: M00302A,8260SUX8,1-8260.SUB,402279,3

Calibration Date: 02-MAR-2010
Calibration Time: 18:46
Level: LOW
Sample Type: SOIL

		AREA LIMIT			
COMPOUND	STANDARD	LOWER	UPPER	SAMPLE	%DIFF
1 Fluorobenzene	973273	486637	1946546	960683	-1.29
2 Chlorobenzene-d5	801069	400535	1602138	772346	-3.59
3 1,4-Dichlorobenze	427264	213632	854528	393380	-7.93

		RT LIMIT			
COMPOUND	STANDARD	LOWER	UPPER	SAMPLE	%DIFF
1 Fluorobenzene	5.30	4.80	5.80	5.31	0.08
2 Chlorobenzene-d5	7.85	7.35	8.35	7.85	-0.02
3 1,4-Dichlorobenze	10.04	9.54	10.54	10.04	-0.02

AREA UPPER LIMIT = +100% of internal standard area.
AREA LOWER LIMIT = - 50% of internal standard area.
RT UPPER LIMIT = + 0.50 minutes of internal standard RT.
RT LOWER LIMIT = - 0.50 minutes of internal standard RT.

Data File: \\cansvr11\dd\chem\MSV\a3ux8a.i\M00302A.b\UX82685.D
Date : 03-MAR-2010 03:43
Client ID:
Sample Info: QCHRL
Purge Volume: 5.0
Column phase: DB624
Instrument: a3ux8a.i
Operator: 402279
Column diameter: 0.18
Y (x10^6)
Min
-Dichlorodifluoromethane+
-Vinyl Chloride
-Bromomethane+
-Trichlorofluoromethane
-Acrolein
-1,1-Dichloroethene+
-Acetone
-Iodomethane
-Carbon Disulfide
-Acetonitrile+
-Methylene Chloride
-tert-Butyl Alcohol
-Acrylonitrile+
-Hexane
-1,1-Dichloroethane
-2-Butanone+
-Bromochloromethane
-Chloroform+
-Dibromofluoromethane+
-Cyclohexane
-1,1-Dichloropropene+
-1,2-Dichloroethane-d4+
-Fluorobenzene
-Trichloroethene
-1,2-Dichloropropane+
-1,4-Dioxane+
-Bromodichloromethane
-2-Chloroethyl vinyl ether
-cis-1,3-Dichloropropene
-4-Methyl-2-pentanone
-Toluene-d8
-Toluene
-trans-1,3-Dichloropropene
-Ethyl Methacrylate
-1,1,2-Trichloroethane
-1,3-Dichloropropane+
-2-Hexanone
-Dibromochloromethane
-1,2-Dibromoethane
-1,1,1,2-Tetrachloroethane+
-m + p-Xylene
Chlorobenzene-d5+
-Xylene-o+
-Bromoform
-Isopropylbenzene
-Bromofluorobenzene
-1,1,2,2-Tetrachloroethane+
-n-Propylbenzene
-2-Chlorotoluene
-1,3,5-Trimethylbenzene+
-tert-Butylbenzene
-1,2,4-Trimethylbenzene
-1,2-Dichloroethene (total)
-sec-Butylbenzene
-4-Isopropyltoluene+
1,4-Dichlorobenzene-d4+
-n-Butylbenzene
-1,2-Dichlorobenzene
-1,2-Dibromo-3-chloropropa
-1,3,5-Trichlorobenzene
-1,2,4-Trichlorobenzene
-Hexachlorobutadiene
-Naphthalene
-1,2,3-Trichlorobenzene
\\cansvr11\dd\chem\MSV\a3ux8a.i\M00302A.b\UX82685.D

Data File: \\cansvr11\dd\chem\MSV\a3ux8a.i\M00302A.b\UX82686.D
Report Date: 03-Mar-2010 17:06

TestAmerica North Canton

VOLATILE REPORT SW-846 Method 8260A/8260B

Data file : \\cansvr11\dd\chem\MSV\a3ux8a.i\M00302A.b\UX82686.D
Lab Smp Id: QCMDL
Inj Date : 03-MAR-2010 04:05
Operator : 402279 Inst ID: a3ux8a.i
Smp Info : QCMDL
Misc Info : M00302A,8260SUX8,1-8260.SUB,402279
Comment   :
Method   : \\cansvr11\dd\chem\MSV\a3ux8a.i\M00302A.b\8260SUX8.m
Meth Date : 02-Mar-2010 20:45 latat Quant Type: ISTD
Cal Date : 26-FEB-2010 20:40 Cal File: UX82639.D
Als bottle: 27
Dil Factor: 1.00000
Integrator: HP RTE Compound Sublist: 1-8260.SUB
Target Version: 4.14
Processing Host: CANPGCV909

Concentration Formula: Amt * DF * 1/Vo * CpndVariable

Name	Value	Description
DF	1.000	Dilution Factor
Vo	5.000	Sample Volume
Va	100.000	Injection Volume
Cpnd Variable		Local Compound Variable

Compounds	QUANT SIG MASS	RT	EXP RT	REL RT	RESPONSE	CONCENTRATIONS ON-COLUMN (ng)	FINAL (UG/KG)
* 1 Fluorobenzene	96	5.310	5.304	(1.000)	990470	250.000	
* 2 Chlorobenzene-d5	117	7.846	7.847	(1.000)	785107	250.000	
* 3 1,4-Dichlorobenzene-d4	152	10.042	10.043	(1.000)	399569	250.000	
$ 4 Dibromofluoromethane	113	4.786	4.787	(0.901)	189789	229.272	45.854
$ 5 1,2-Dichloroethane-d4	65	5.054	5.055	(0.952)	235774	226.167	45.233
$ 6 Toluene-d8	98	6.581	6.582	(1.239)	775981	230.608	46.122
$ 7 Bromofluorobenzene	95	8.923	8.924	(1.137)	279072	218.111	43.622
8 Dichlorodifluoromethane	85	1.659	1.654	(0.313)	6252	9.70089	1.940
9 Chloromethane	50	1.836	1.831	(0.346)	11822	10.4868	2.097
10 Vinyl Chloride	62	1.951	1.952	(0.368)	8112	10.3215	2.064
11 Bromomethane	94	2.286	2.281	(0.431)	4288	11.5177	2.304
12 Chloroethane	64	2.371	2.378	(0.447)	4661	11.1506	2.230
13 Trichlorofluoromethane	101	2.602	2.597	(0.490)	9283	11.6970	2.339
15 Acrolein	56	2.974	2.968	(0.560)	12698	61.4708	12.294
16 Acetone	43	3.101	3.102	(0.584)	39437	31.5889	6.318
17 1,1-Dichloroethene	96	3.047	3.041	(0.574)	5578	7.85984	1.572
18 Freon-113	151	3.047	3.047	(0.574)	5712	9.85493	1.971
19 Iodomethane	142	3.180	3.175	(0.599)	13689	9.08188	1.816
20 Carbon Disulfide	76	3.235	3.230	(0.609)	15399	7.74466	1.549
21 Methylene Chloride	84	3.442	3.443	(0.648)	28582	28.7985	5.760

22 Acetonitrile	41	3.332	3.333 (0.628)	16883	95.1844	19.037
23 Acrylonitrile	53	3.643	3.644 (0.686)	7894	16.9555	3.391

Data File: \\cansvr11\dd\chem\MSV\a3ux8a.i\M00302A.b\UX82686.D
Report Date: 03-Mar-2010 17:06

	Compounds	QUANT SIG MASS	RT	EXP RT	REL RT	RESPONSE	CONCENTRATIONS ON-COLUMN (ng)	FINAL (UG/KG)
	24 Methyl tert-butyl ether	73	3.643	3.644	(0.686)	12269	8.32419	1.665
	25 trans-1,2-Dichloroethene	96	3.655	3.650	(0.688)	6944	8.24939	1.650
	26 Hexane	86	3.850	3.844	(0.725)	1955	10.4527	2.090
	28 1,1-Dichloroethane	63	3.977	3.984	(0.749)	14132	8.79205	1.758
	29 tert-Butyl Alcohol	59	3.527	3.528	(0.664)	11317	150.809	30.162
	30 2-Butanone	43	4.434	4.428	(0.835)	22089	27.5747	5.515
M	31 1,2-Dichloroethene (total)	96				16148	17.7156	3.543
	32 cis-1,2-dichloroethene	96	4.427	4.422	(0.834)	9204	9.46617	1.893
	33 2,2-Dichloropropane	77	4.427	4.422	(0.834)	6625	8.27263	1.654
	34 Bromochloromethane	128	4.610	4.611	(0.868)	4676	9.21946	1.844
	35 Chloroform	83	4.665	4.659	(0.879)	12952	9.10212	1.820
	36 Tetrahydrofuran	42	4.653	4.647	(0.876)	3940	8.08181	1.616
	37 1,1,1-Trichloroethane	97	4.811	4.812	(0.906)	10479	8.71995	1.744
	38 1,1-Dichloropropene	75	4.932	4.933	(0.929)	8761	8.99534	1.799
	39 Carbon Tetrachloride	117	4.938	4.933	(0.930)	9034	8.61616	1.723
	40 1,2-Dichloroethane	62	5.115	5.116	(0.963)	12700	9.33016	1.866
	41 Benzene	78	5.103	5.097	(0.961)	31301	9.62783	1.926
	42 Trichloroethene	130	5.595	5.590	(1.054)	9039	9.06251	1.812
	43 1,2-Dichloropropane	63	5.778	5.779	(1.088)	8516	9.49877	1.900
	44 1,4-Dioxane	88	5.875	5.876	(1.107)	2825	337.375	67.475
	45 Dibromomethane	93	5.894	5.882	(1.110)	4691	9.47437	1.895
	46 Bromodichloromethane	83	5.997	5.992	(1.129)	7903	8.63077	1.726
	47 2-Chloroethyl vinyl ether	63	6.222	6.211	(1.172)	2884	10.5899	2.118
	48 cis-1,3-Dichloropropene	75	6.350	6.357	(1.196)	8195	7.20566	1.441
	49 4-Methyl-2-pentanone	43	6.472	6.466	(1.219)	21595	16.3111	3.262
	50 Toluene	91	6.636	6.637	(0.846)	35916	9.01103	1.802
	51 trans-1,3-Dichloropropene	75	6.818	6.813	(0.869)	7411	7.39865	1.480
	52 Ethyl Methacrylate	69	6.861	6.856	(0.874)	7654	7.19267	1.438
	53 1,1,2-Trichloroethane	97	6.976	6.977	(0.889)	6870	9.02413	1.805
	54 1,3-Dichloropropane	76	7.129	7.129	(0.909)	11924	9.12383	1.825
	55 Tetrachloroethene	164	7.098	7.105	(0.905)	6517	8.97399	1.795
	56 2-Hexanone	43	7.177	7.172	(0.915)	21809	23.3282	4.666
	57 Dibromochloromethane	129	7.335	7.330	(0.935)	6272	7.78724	1.557
	58 1,2-Dibromoethane	107	7.451	7.452	(0.950)	6465	8.53694	1.707
	59 Chlorobenzene	112	7.877	7.872	(1.004)	24136	9.32873	1.866
	60 1,1,1,2-Tetrachloroethane	131	7.938	7.938	(1.012)	7465	8.48357	1.697
	61 Ethylbenzene	106	7.950	7.957	(1.013)	11563	8.64377	1.729
	62 m + p-Xylene	106	8.053	8.060	(1.026)	27289	16.4487	3.290
M	63 Xylenes (total)	106				40508	24.5738	4.915
	64 Xylene-o	106	8.424	8.431	(1.074)	13219	8.12512	1.625
	65 Styrene	104	8.443	8.443	(1.076)	20733	8.28969	1.658
	66 Bromoform	173	8.631	8.638	(1.100)	2740	6.09182	1.218
	67 Isopropylbenzene	105	8.765	8.766	(1.117)	33582	8.32277	1.664
	68 1,1,2,2-Tetrachloroethane	83	9.051	9.052	(0.901)	8504	9.88155	1.976
	69 1,4-Dichloro-2-butene	53	9.112	9.106	(0.907)	2157	5.98883	1.198
	70 1,2,3-Trichloropropane	110	9.112	9.106	(0.907)	1916	6.00238	1.200
	71 Bromobenzene	156	9.081	9.082	(0.904)	10480	9.49644	1.899
	72 n-Propylbenzene	120	9.160	9.155	(0.912)	9715	8.58119	1.716
	73 2-Chlorotoluene	126	9.252	9.252	(0.921)	8841	8.51099	1.702
	74 1,3,5-Trimethylbenzene	105	9.319	9.319	(0.928)	25193	7.73620	1.547
	75 4-Chlorotoluene	126	9.355	9.356	(0.932)	8697	8.15563	1.631
	76 tert-Butylbenzene	119	9.641	9.642	(0.960)	25185	8.44594	1.689

77	1,2,4-Trimethylbenzene	105	9.690	9.684 (0.965)	28774	8.73016	1.746
78	sec-Butylbenzene	105	9.848	9.849 (0.981)	33740	8.31883	1.664

Data File: \\cansvr11\dd\chem\MSV\a3ux8a.i\M00302A.b\UX82686.D
Report Date: 03-Mar-2010 17:06

	Compounds	QUANT SIG MASS	RT	EXP RT	REL RT	RESPONSE	CONCENTRATIONS ON-COLUMN (ng)	FINAL (UG/KG)
79	4-Isopropyltoluene	119	9.988	9.989	(0.995)	27947	8.14953	1.630
80	1,3-Dichlorobenzene	146	9.982	9.976	(0.994)	18493	8.90041	1.780
81	1,4-Dichlorobenzene	146	10.067	10.062	(1.002)	19600	9.03947	1.808
82	n-Butylbenzene	91	10.395	10.390	(1.035)	20259	7.36257	1.472
83	1,2-Dichlorobenzene	146	10.438	10.439	(1.039)	16720	8.30458	1.661
84	1,2-Dibromo-3-chloropropane	157	11.211	11.211	(1.116)	384	2.32786	0.4656
85	1,2,4-Trichlorobenzene	180	12.026	12.027	(1.197)	8084	7.11442	1.423
86	Hexachlorobutadiene	225	12.178	12.185	(1.213)	4467	8.17329	1.635
87	Naphthalene	128	12.287	12.288	(1.224)	20991	7.18211	1.436
88	1,2,3-Trichlorobenzene	180	12.549	12.544	(1.250)	8319	7.52774	1.506
98	Cyclohexane	56	4.853	4.848	(0.914)	18310	8.03796	1.608
143	Methyl Acetate	43	3.357	3.352	(0.632)	23060	19.6095	3.922
144	Methylcyclohexane	83	5.741	5.742	(1.081)	13807	8.70554	1.741
141	1,3,5-Trichlorobenzene	180	11.405	11.406	(1.136)	10492	8.09793	1.620

Data File: \\cansvr11\dd\chem\MSV\a3ux8a.i\M00302A.b\UX82686.D
Report Date: 03-Mar-2010 17:06

TestAmerica North Canton

INTERNAL STANDARD COMPOUNDS
AREA AND RT SUMMARY

Instrument ID: a3ux8a.i
Lab File ID: UX82686.D
Lab Smp Id: QCMDL
Analysis Type: VOA
Quant Type: ISTD
Operator: 402279
Method File: \\cansvr11\dd\chem\MSV\a3ux8a.i\M00302A.b\8260SUX8.m
Misc Info: M00302A,8260SUX8,1-8260.SUB,402279

Calibration Date: 02-MAR-2010
Calibration Time: 18:46
Level: LOW
Sample Type: SOIL

		AREA LIMIT			
COMPOUND	STANDARD	LOWER	UPPER	SAMPLE	%DIFF
1 Fluorobenzene	973273	486637	1946546	990470	1.77
2 Chlorobenzene-d5	801069	400535	1602138	785107	-1.99
3 1,4-Dichlorobenze	427264	213632	854528	399569	-6.48

		RT LIMIT			
COMPOUND	STANDARD	LOWER	UPPER	SAMPLE	%DIFF
1 Fluorobenzene	5.30	4.80	5.80	5.31	0.10
2 Chlorobenzene-d5	7.85	7.35	8.35	7.85	-0.01
3 1,4-Dichlorobenze	10.04	9.54	10.54	10.04	-0.01

AREA UPPER LIMIT = +100% of internal standard area.
AREA LOWER LIMIT = - 50% of internal standard area.
RT UPPER LIMIT = + 0.50 minutes of internal standard RT.
RT LOWER LIMIT = - 0.50 minutes of internal standard RT.

Data File: \\cansvr11\dd\chem\MSV\a3ux8a.i\M00302A.b\UX82686.D
Date : 03-MAR-2010 04:05
Client ID:
Sample Info: QCMDL
Purge Volume: 5.0
Column phase: DB624
Instrument: a3ux8a.i
Operator: 402279
Column diameter: 0.18
Y (x10^6)
Min
-Chloromethane+
-Bromomethane+
-Trichlorofluoromethane
-Acrolein
-1,1-Dichloroethene+
-Acetone
-Iodomethane
-Carbon Disulfide
-Acetonitrile+
-Methylene Chloride
-tert-Butyl Alcohol
-Acrylonitrile+
-Hexane
-1,1-Dichloroethane
-2-Butanone+
-Bromochloromethane
-Chloroform+
-Dibromofluoromethane+
-Cyclohexane
-1,1-Dichloropropene+
-1,2-Dichloroethane-d4+
-Fluorobenzene
-Trichloroethene
-1,2-Dichloropropane+
-1,4-Dioxane+
-Bromodichloromethane
-2-Chloroethyl vinyl ether
-cis-1,3-Dichloropropene
-4-Methyl-2-pentanone
-Toluene-d8+
-trans-1,3-Dichloropropene
-Ethyl methacrylate
-1,1,2-Trichloroethane
-1,3-Dichloropropane+
-2-Hexanone
-Dibromochloromethane
-1,2-Dibromoethane
-1,1,1,2-Tetrachloroethane+
-m + p-Xylene
Chlorobenzene-d5+
-Xylene-o+
-Bromoform
-Isopropylbenzene
-Bromofluorobenzene
-1,1,2,2-Tetrachloroethane+
-n-Propylbenzene
-2-Chlorotoluene
-1,3,5-Trimethylbenzene+
-tert-Butylbenzene
-1,2,4-Trimethylbenzene
-1,2-Dichloroethene (total
-sec-Butylbenzene
-4-Isopropyltoluene+
1,4-Dichlorobenzene-d4+
-n-Butylbenzene
-1,2-Dichlorobenzene
-1,2-Dibromo-3-chloropropa
-1,3,5-Trichlorobenzene
-1,2,4-Trichlorobenzene
-Hexachlorobutadiene
-Naphthalene
-1,2,3-Trichlorobenzene
\\cansvr11\dd\chem\MSV\a3ux8a.i\M00302A.b\UX82686.D

Data File: \\cansvr11\dd\chem\MSV\a3ux14.i\R00301B.b\148250.D
Report Date: 01-Mar-2010 14:05

TestAmerica North Canton

RECOVERY REPORT

Client Name: Client SDG: SDGa00468
Sample Matrix: SOLID Fraction: VOA
Lab Smp Id: QCMRL
Level: LOW Operator: 2807
Data Type: MS DATA SampleType: MRL
SpikeList File: MRL.spk Quant Type: ISTD
Sublist File: 1-8260.SUB
Method File: \\cansvr11\dd\chem\MSV\a3ux14.i\R00301B.b\8260SUX14.m
Misc Info: R00301B,8260SUX14,1-8260.SUB,2807,3

	SPIKE COMPOUND	CONC ADDED UG/KG	CONC RECOVERED UG/KG	% RECOVERED	LIMITS
*	1 Fluorobenzene	0.0000	50.000	0.00	0-0
*	2 Chlorobenzene-d5	0.0000	50.000	0.00	0-0
*	3 1,4-Dichlorobenzen	0.0000	50.000	0.00	0-0
$	6 Toluene-d8	50.000	50.742	101.48	50-150
$	7 Bromofluorobenzene	50.000	50.895	101.79	50-150
	60 1,1,1,2-Tetrachlor	5.000	4.737	94.75	70-130
	37 1,1,1-Trichloroeth	5.000	4.824	96.49	70-130
	68 1,1,2,2-Tetrachlor	5.000	4.431	88.62	70-130
	53 1,1,2-Trichloroeth	5.000	5.143	102.87	70-130
	28 1,1-Dichloroethane	5.000	4.669	93.39	70-130
	17 1,1-Dichloroethene	5.000	4.661	93.22	70-130
	38 1,1-Dichloropropen	5.000	4.502	90.05	70-130
	88 1,2,3-Trichloroben	5.000	4.451	89.03	70-130
	70 1,2,3-Trichloropro	5.000	5.231	104.61	70-130
	85 1,2,4-Trichloroben	5.000	4.319	86.38	70-130
	77 1,2,4-Trimethylben	5.000	4.477	89.53	70-130
	84 1,2-Dibromo-3-chlo	5.000	4.258	85.16	70-130
	58 1,2-Dibromoethane	5.000	4.839	96.79	70-130
	83 1,2-Dichlorobenzen	5.000	4.930	98.59	70-130
	40 1,2-Dichloroethane	5.000	4.943	98.86	70-130
	43 1,2-Dichloropropan	5.000	4.818	96.36	70-130
	74 1,3,5-Trimethylben	5.000	4.514	90.28	70-130
	80 1,3-Dichlorobenzen	5.000	5.109	102.18	70-130
	54 1,3-Dichloropropan	5.000	4.964	99.28	70-130
	81 1,4-Dichlorobenzen	5.000	4.858	97.16	70-130
	33 2,2-Dichloropropan	5.000	4.639	92.78	70-130
	30 2-Butanone	10.000	9.227	92.27	70-130
	73 2-Chlorotoluene	5.000	5.291	105.82	70-130
	56 2-Hexanone	10.000	8.967	89.67	70-130
	75 4-Chlorotoluene	5.000	5.356	107.12	70-130
	49 4-Methyl-2-pentano	10.000	8.855	88.55	70-130
	16 Acetone	10.000	7.519	75.19	70-130
	41 Benzene	5.000	4.876	97.52	70-130
	71 Bromobenzene	5.000	5.318	106.35	70-130
	34 Bromochloromethane	5.000	4.804	96.09	70-130
	46 Bromodichlorometha	5.000	4.652	93.04	70-130
	66 Bromoform	5.000	4.453	89.06	70-130
	11 Bromomethane	5.000	5.815	116.29	70-130

20 Carbon Disulfide	5.000	4.590	91.81	70-130
39 Carbon Tetrachlori	5.000	5.154	103.07	70-130

Data File: \\cansvr11\dd\chem\MSV\a3ux14.i\R00301B.b\148250.D
Report Date: 01-Mar-2010 14:05

	SPIKE COMPOUND	CONC ADDED UG/KG	CONC RECOVERED UG/KG	% RECOVERED	LIMITS
	59 Chlorobenzene	5.000	4.988	99.76	70-130
	57 Dibromochlorometha	5.000	4.420	88.40	70-130
	12 Chloroethane	5.000	4.840	96.81	70-130
	35 Chloroform	5.000	4.635	92.70	70-130
	9 Chloromethane	5.000	4.379	87.58	70-130
	32 cis-1,2-dichloroet	5.000	4.734	94.67	70-130
	48 cis-1,3-Dichloropr	5.000	4.035	80.69	70-130
	45 Dibromomethane	5.000	4.910	98.21	70-130
	8 Dichlorodifluorome	5.000	4.265	85.31	70-130
	61 Ethylbenzene	5.000	4.556	91.11	70-130
	86 Hexachlorobutadien	5.000	4.223	84.46	70-130
	67 Isopropylbenzene	5.000	4.160	83.20	70-130
	62 m + p-Xylene	10.000	9.394	93.94	70-130
	21 Methylene Chloride	5.000	3.173	63.45*	70-130
	87 Naphthalene	5.000	3.498	69.95*	70-130
	82 n-Butylbenzene	5.000	3.993	79.86	70-130
	72 n-Propylbenzene	5.000	4.445	88.91	70-130
	64 Xylene-o	5.000	4.559	91.18	70-130
	79 4-Isopropyltoluene	5.000	4.064	81.28	70-130
	78 sec-Butylbenzene	5.000	4.302	86.03	70-130
	65 Styrene	5.000	4.273	85.46	70-130
	76 tert-Butylbenzene	5.000	4.173	83.46	70-130
	55 Tetrachloroethene	5.000	4.768	95.36	70-130
	50 Toluene	5.000	5.691	113.82	70-130
	25 trans-1,2-Dichloro	5.000	4.575	91.50	70-130
	51 trans-1,3-Dichloro	5.000	4.238	84.77	70-130
	42 Trichloroethene	5.000	5.728	114.56	70-130
	13 Trichlorofluoromet	5.000	4.512	90.25	70-130
	10 Vinyl Chloride	5.000	4.860	97.21	70-130
	19 Iodomethane	5.000	4.953	99.06	70-130
	24 Methyl tert-butyl	5.000	4.670	93.40	70-130
	15 Acrolein	50.000	58.766	117.53	70-130
	18 Freon-113	5.000	4.497	89.94	70-130
	22 Acetonitrile	50.000	58.500	117.00	70-130
	23 Acrylonitrile	10.000	9.709	97.09	70-130
	26 Hexane	5.000	3.951	79.02	70-130
	29 tert-Butyl Alcohol	100.00	101.97	101.97	70-130
M	31 1,2-Dichloroethene	10.000	9.309	93.09	70-130
	36 Tetrahydrofuran	5.000	4.258	85.17	70-130
	47 2-Chloroethyl viny	10.000	8.940	89.40	70-130
	44 1,4-Dioxane	250.00	241.08	96.43	70-130
	52 Ethyl Methacrylate	5.000	4.498	89.97	70-130
M	63 Xylenes (total)	15.000	13.953	93.02	70-130
	69 1,4-Dichloro-2-but	5.000	4.596	91.91	70-130
	98 Cyclohexane	5.000	4.516	90.32	70-130
	141 1,3,5-Trichloroben	5.000	4.610	92.20	70-130
	143 Methyl Acetate	10.000	8.710	87.10	70-130
	144 Methylcyclohexane	5.000	3.784	75.69	70-130
	27 Vinyl acetate	5.000	1.920	38.40*	70-130

Data File: \\cansvr11\dd\chem\MSV\a3ux14.i\R00301B.b\148250.D
Report Date: 01-Mar-2010 14:05

TestAmerica North Canton

RECOVERY REPORT

Client Name: Client SDG: SDGa00468
Sample Matrix: SOLID Fraction: VOA
Lab Smp Id: QCMRL
Level: LOW Operator: 2807
Data Type: MS DATA SampleType: MRL
SpikeList File: MRL.spk Quant Type: ISTD
Sublist File: 1-8260.SUB
Method File: \\cansvr11\dd\chem\MSV\a3ux14.i\R00301B.b\8260SUX14.m
Misc Info: R00301B,8260SUX14,1-8260.SUB,2807,3

SURROGATE COMPOUND	CONC ADDED UG/KG	CONC RECOVERED UG/KG	% RECOVERED	LIMITS
$ 4 Dibromofluorometha	50.000	46.683	93.37	59-138
$ 5 1,2-Dichloroethane	50.000	48.432	96.86	61-130
$ 6 Toluene-d8	250.00	50.742	101.48	60-143
$ 7 Bromofluorobenzene	250.00	50.895	101.79	47-158

Data File: \\cansvr11\dd\chem\MSV\a3ux14.i\R00301B.b\148250.D
Report Date: 01-Mar-2010 14:05

TestAmerica North Canton

VOLATILE REPORT SW-846 Method 8260A/8260B

Data file : \\cansvr11\dd\chem\MSV\a3ux14.i\R00301B.b\148250.D
Lab Smp Id: QCMRL
Inj Date : 01-MAR-2010 13:43
Operator : 2807 Inst ID: a3ux14.i
Smp Info : QCMRL
Misc Info : R00301B,8260SUX14,1-8260.SUB,2807,3
Comment   :
Method   : \\cansvr11\dd\chem\MSV\a3ux14.i\R00301B.b\8260SUX14.m
Meth Date : 01-Mar-2010 14:04 macenczaks Quant Type: ISTD
Cal Date : 14-JAN-2010 15:16 Cal File: 147364.D
Als bottle: 4 QC Sample: MRL
Dil Factor: 1.00000
Integrator: HP RTE Compound Sublist: 1-8260.SUB
Target Version: 4.14
Processing Host: CANPMSV26

Concentration Formula: Amt * DF * 1/Vo * CpndVariable

Name	Value	Description
DF	1.000	Dilution Factor
Vo	5.000	Sample Volume
Va	100.000	Injection Volume
Cpnd Variable		Local Compound Variable

Compounds	QUANT SIG MASS	RT	EXP RT	REL RT	RESPONSE	CONCENTRATIONS ON-COLUMN (ng)	FINAL (UG/KG)
* 1 Fluorobenzene	96	6.599	6.599	(1.000)	1399856	250.000	
* 2 Chlorobenzene-d5	117	9.332	9.332	(1.000)	1052361	250.000	
* 3 1,4-Dichlorobenzene-d4	152	11.309	11.309	(1.000)	551847	250.000	
$ 4 Dibromofluoromethane	113	5.901	5.901	(0.894)	359982	233.416	46.683
$ 5 1,2-Dichloroethane-d4	65	6.244	6.244	(0.946)	382903	242.160	48.432
$ 6 Toluene-d8	98	8.090	8.090	(0.867)	1447426	253.711	50.742
$ 7 Bromofluorobenzene	95	10.326	10.326	(0.913)	520708	254.475	50.895
8 Dichlorodifluoromethane	85	1.310	1.310	(0.199)	30196	21.3271	4.265
9 Chloromethane	50	1.452	1.452	(0.220)	44818	21.8956	4.379
10 Vinyl Chloride	62	1.570	1.570	(0.238)	37521	24.3025	4.860
11 Bromomethane	94	1.890	1.890	(0.286)	21916	29.0735	5.815
12 Chloroethane	64	1.996	1.996	(0.303)	22036	24.2024	4.840
13 Trichlorofluoromethane	101	2.268	2.268	(0.344)	33547	22.5622	4.512
15 Acrolein	56	2.730	2.730	(0.414)	51696	293.829	58.766
16 Acetone	43	2.931	2.931	(0.444)	43138	37.5965	7.519
17 1,1-Dichloroethene	96	2.848	2.848	(0.432)	31171	23.3062	4.661
18 Freon-113	151	2.895	2.895	(0.439)	24152	22.4852	4.497
19 Iodomethane	142	3.026	3.026	(0.459)	56453	24.7649	4.953
20 Carbon Disulfide	76	3.097	3.097	(0.469)	87927	22.9525	4.590

21 Methylene Chloride	84	3.499	3.511 (0.530)	53932	15.8637	3.173(R)
22 Acetonitrile	41	3.298	3.286 (0.500)	54316	292.500	58.500
23 Acrylonitrile	53	3.889	3.889 (0.589)	26746	48.5452	9.709

Data File: \\cansvr11\dd\chem\MSV\a3ux14.i\R00301B.b\148250.D
Report Date: 01-Mar-2010 14:05

	Compounds	QUANT SIG MASS	RT	EXP RT	REL RT	RESPONSE	CONCENTRATIONS ON-COLUMN (ng)	FINAL (UG/KG)
	24 Methyl tert-butyl ether	73	3.972	3.972	(0.602)	81139	23.3503	4.670
	25 trans-1,2-Dichloroethene	96	3.925	3.937	(0.595)	35529	22.8755	4.575
	26 Hexane	86	4.398	4.398	(0.666)	7081	19.7560	3.951
	27 Vinyl acetate	43	4.694	4.694	(0.711)	17204	9.60104	1.920(R)
	154 Vinyl Acetate**2nd**	86	4.694	4.694	(0.711)	739	4.62865	0.9257(aA)
	28 1,1-Dichloroethane	63	4.564	4.564	(0.692)	64884	23.3464	4.669
	29 tert-Butyl Alcohol	59	3.771	3.771	(0.571)	64561	509.861	101.97
	30 2-Butanone	43	5.380	5.380	(0.815)	33096	46.1374	9.227
M	31 1,2-Dichloroethene (total)	96				73194	46.5433	9.309
	32 cis-1,2-dichloroethene	96	5.333	5.333	(0.808)	37665	23.6678	4.734
	33 2,2-Dichloropropane	77	5.321	5.321	(0.806)	25222	23.1948	4.639
	34 Bromochloromethane	128	5.605	5.605	(0.849)	18581	24.0222	4.804
	35 Chloroform	83	5.723	5.723	(0.867)	59039	23.1751	4.635
	36 Tetrahydrofuran	42	5.676	5.676	(0.860)	9893	21.2918	4.258
	37 1,1,1-Trichloroethane	97	5.913	5.913	(0.896)	44434	24.1221	4.824
	38 1,1-Dichloropropene	75	6.090	6.090	(0.923)	43486	22.5123	4.502
	39 Carbon Tetrachloride	117	6.090	6.090	(0.923)	41255	25.7677	5.154
	40 1,2-Dichloroethane	62	6.327	6.327	(0.959)	46600	24.7151	4.943
	41 Benzene	78	6.303	6.303	(0.955)	147514	24.3799	4.876
	42 Trichloroethene	130	6.966	6.966	(1.056)	47759	28.6393	5.728
	43 1,2-Dichloropropane	63	7.167	7.167	(1.086)	36518	24.0911	4.818
	44 1,4-Dioxane	88	7.321	7.309	(1.109)	15076	1205.39	241.08
	45 Dibromomethane	93	7.274	7.274	(1.102)	18953	24.5524	4.910
	46 Bromodichloromethane	83	7.439	7.439	(1.127)	36396	23.2595	4.652
	47 2-Chloroethyl vinyl ether	63	7.723	7.723	(1.170)	25863	44.6991	8.940
	48 cis-1,3-Dichloropropene	75	7.842	7.842	(1.188)	38825	20.1737	4.035
	49 4-Methyl-2-pentanone	43	7.995	7.995	(0.857)	56266	44.2744	8.855
	50 Toluene	91	8.149	8.149	(0.873)	176869	28.4553	5.691
	51 trans-1,3-Dichloropropene	75	8.339	8.339	(0.893)	34617	21.1915	4.238
	52 Ethyl Methacrylate	69	8.433	8.433	(0.904)	29540	22.4930	4.498
	53 1,1,2-Trichloroethane	97	8.492	8.492	(0.910)	28515	25.7168	5.143
	54 1,3-Dichloropropane	76	8.634	8.634	(0.925)	46108	24.8203	4.964
	55 Tetrachloroethene	164	8.623	8.622	(0.924)	31284	23.8400	4.768
	56 2-Hexanone	43	8.717	8.717	(0.934)	39254	44.8343	8.967
	57 Dibromochloromethane	129	8.836	8.835	(0.947)	25580	22.1011	4.420
	58 1,2-Dibromoethane	107	8.930	8.930	(0.957)	25905	24.1975	4.839
	59 Chlorobenzene	112	9.356	9.356	(1.003)	106549	24.9393	4.988
	60 1,1,1,2-Tetrachloroethane	131	9.427	9.427	(1.010)	32096	23.6870	4.737
	61 Ethylbenzene	106	9.451	9.451	(1.013)	50158	22.7778	4.556
	62 m + p-Xylene	106	9.557	9.557	(1.024)	125134	46.9711	9.394
M	63 Xylenes (total)	106				182356	69.7671	13.953
	64 Xylene-o	106	9.889	9.889	(1.060)	57222	22.7961	4.559
	65 Styrene	104	9.900	9.900	(1.061)	85248	21.3650	4.273
	66 Bromoform	173	10.054	10.054	(1.077)	15602	22.2649	4.453
	67 Isopropylbenzene	105	10.208	10.208	(1.094)	140122	20.7997	4.160
	68 1,1,2,2-Tetrachloroethane	83	10.445	10.445	(0.924)	29992	22.1557	4.431
	69 1,4-Dichloro-2-butene	53	10.492	10.492	(0.928)	9651	22.9787	4.596
	70 1,2,3-Trichloropropane	110	10.480	10.480	(0.927)	10260	26.1534	5.231
	71 Bromobenzene	156	10.457	10.457	(0.925)	43200	26.5877	5.318
	72 n-Propylbenzene	120	10.551	10.551	(0.933)	41990	22.2267	4.445
	73 2-Chlorotoluene	126	10.622	10.622	(0.939)	40661	26.4559	5.291
	74 1,3,5-Trimethylbenzene	105	10.693	10.693	(0.946)	118095	22.5706	4.514

75	4-Chlorotoluene	126	10.717	10.717 (0.948)	43459	26.7800	5.356
76	tert-Butylbenzene	119	10.977	10.977 (0.971)	101084	20.8641	4.173

Data File: \\cansvr11\dd\chem\MSV\a3ux14.i\R00301B.b\148250.D
Report Date: 01-Mar-2010 14:05

	Compounds	QUANT SIG MASS	RT	EXP RT	REL RT	RESPONSE	CONCENTRATIONS ON-COLUMN (ng)	FINAL (UG/KG)
77	1,2,4-Trimethylbenzene	105	11.013	11.013	(0.974)	119544	22.3832	4.477
78	sec-Butylbenzene	105	11.155	11.155	(0.986)	149859	21.5081	4.302
79	4-Isopropyltoluene	119	11.285	11.285	(0.998)	120337	20.3212	4.064
80	1,3-Dichlorobenzene	146	11.249	11.249	(0.995)	78808	25.5462	5.109
81	1,4-Dichlorobenzene	146	11.320	11.320	(1.001)	79495	24.2903	4.858
82	n-Butylbenzene	91	11.628	11.628	(1.028)	102579	19.9638	3.993
83	1,2-Dichlorobenzene	146	11.640	11.640	(1.029)	71190	24.6477	4.930
84	1,2-Dibromo-3-chloropropane	157	12.291	12.291	(1.087)	4974	21.2911	4.258
85	1,2,4-Trichlorobenzene	180	12.989	12.989	(1.149)	40361	21.5938	4.319
87	Naphthalene	128	13.178	13.178	(1.165)	75226	17.4877	3.498(R)
86	Hexachlorobutadiene	225	13.131	13.131	(1.161)	25300	21.1159	4.223
88	1,2,3-Trichlorobenzene	180	13.379	13.379	(1.183)	40979	22.2571	4.451
98	Cyclohexane	56	5.972	5.972	(0.905)	74206	22.5790	4.516
143	Methyl Acetate	43	3.392	3.392	(0.514)	59250	43.5501	8.710
144	Methylcyclohexane	83	7.143	7.143	(1.082)	53168	18.9213	3.784
141	1,3,5-Trichlorobenzene	180	12.468	12.480	(1.103)	50801	23.0499	4.610

QC Flag Legend

a - Target compound detected but, quantitated amount
Below Limit Of Quantitation(BLOQ).
A - Target compound detected but, quantitated amount
exceeded maximum amount.
R - Spike/Surrogate failed recovery limits.

Data File: \\cansvr11\dd\chem\MSV\a3ux14.i\R00301B.b\148250.D
Report Date: 01-Mar-2010 14:05

TestAmerica North Canton

INTERNAL STANDARD COMPOUNDS
AREA AND RT SUMMARY

Instrument ID: a3ux14.i
Lab File ID: 148250.D
Lab Smp Id: QCMRL
Analysis Type: VOA
Quant Type: ISTD
Operator: 2807
Method File: \\cansvr11\dd\chem\MSV\a3ux14.i\R00301B.b\8260SUX14.m
Misc Info: R00301B,8260SUX14,1-8260.SUB,2807,3

Calibration Date: 01-MAR-2010
Calibration Time: 12:59
Level: LOW
Sample Type: SOIL

		AREA LIMIT			
COMPOUND	STANDARD	LOWER	UPPER	SAMPLE	%DIFF
1 Fluorobenzene	1436797	718399	2873594	1399856	-2.57
2 Chlorobenzene-d5	1035641	517821	2071282	1052361	1.61
3 1,4-Dichlorobenze	561590	280795	1123180	551847	-1.73

		RT LIMIT			
COMPOUND	STANDARD	LOWER	UPPER	SAMPLE	%DIFF
1 Fluorobenzene	6.60	6.10	7.10	6.60	0.00
2 Chlorobenzene-d5	9.33	8.83	9.83	9.33	0.00
3 1,4-Dichlorobenze	11.31	10.81	11.81	11.31	0.00

AREA UPPER LIMIT = +100% of internal standard area.
AREA LOWER LIMIT = - 50% of internal standard area.
RT UPPER LIMIT = + 0.50 minutes of internal standard RT.
RT LOWER LIMIT = - 0.50 minutes of internal standard RT.

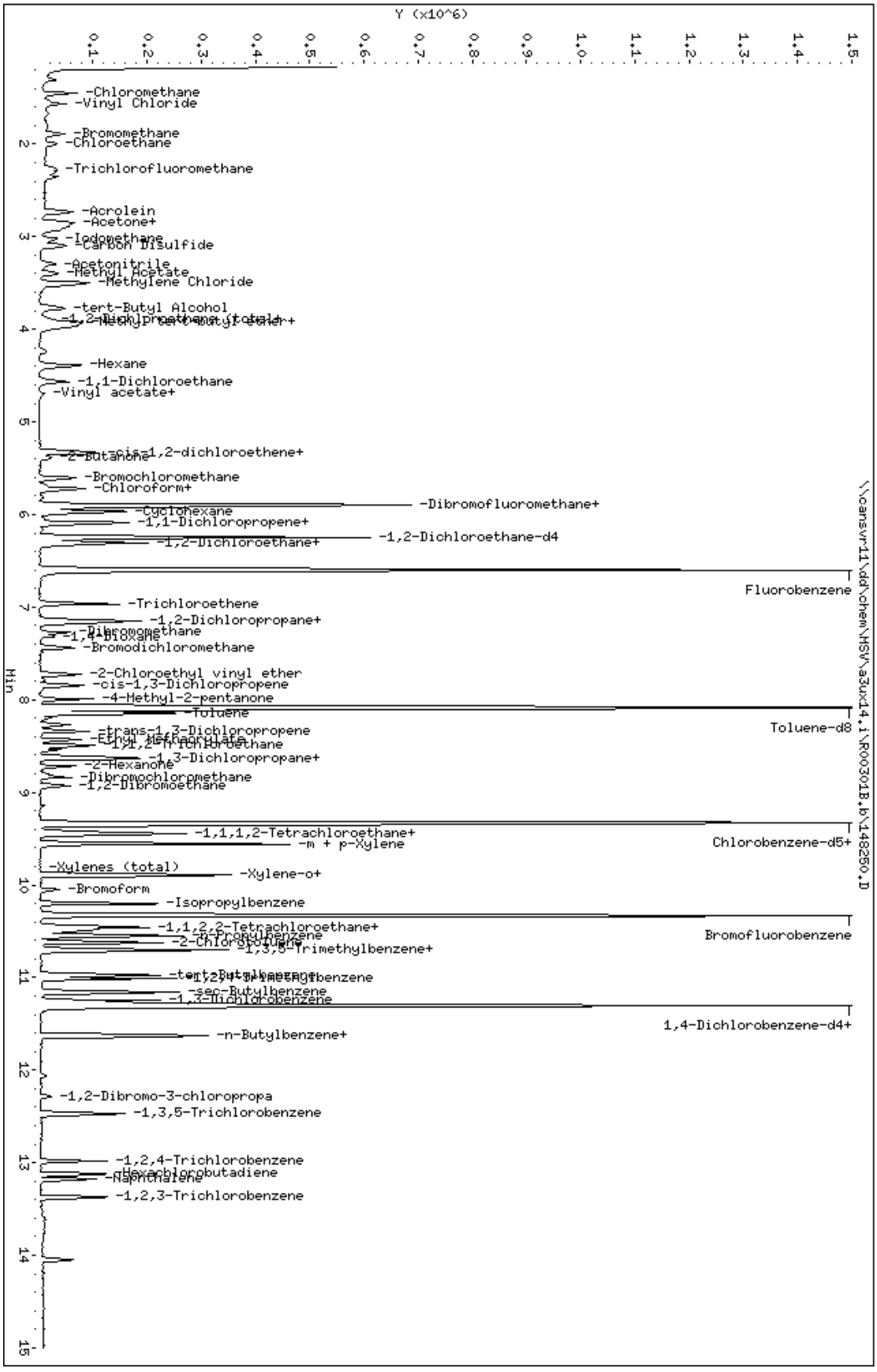
Data File: \\cansvr11\dd\chem\MSV\a3ux14.i\R003018.b\148250.D
Date : 01-MAR-2010 13:43
Client ID:
Sample Info: QCHRL
Purge Volume: 5.0
Column phase: DB624
Instrument: a3ux14.i
Operator: 2807
Column diameter: 0.18
Y (x10^6)
Min
\\cansvr11\dd\chem\MSV\a3ux14.i\R003018.b\148250.D
-Chloromethane
-Vinyl Chloride
-Bromomethane
-Chloroethane
-Trichlorofluoromethane
-Acrolein
-Acetone+
-Iodomethane
-Carbon Disulfide
-Acetonitrile
-Methyl Acetate
-Methylene Chloride
-tert-Butyl Alcohol
-Hexane
-1,1-Dichloroethane
-Vinyl acetate+
-2-Butanone
-Bromochloromethane
-Chloroform+
-Dibromofluoromethane+
-Cyclohexane
-1,1-Dichloropropene+
-1,2-Dichloroethane-d4
-1,2-Dichloroethane+
Fluorobenzene
-Trichloroethene
-1,2-Dichloropropane+
-Dibromomethane
-1,4-Dioxane
-Bromodichloromethane
-2-Chloroethyl vinyl ether
-cis-1,3-Dichloropropene
-4-Methyl-2-pentanone
-Toluene
Toluene-d8
-trans-1,3-Dichloropropene
-1,1,2-Trichloroethane
-1,3-Dichloropropane+
-2-Hexanone
-Dibromochloromethane
-1,2-Dibromoethane
-1,1,1,2-Tetrachloroethane+
-m + p-Xylene
Chlorobenzene-d5+
-Xylenes (total)
-Xylene-o+
-Bromoform
-Isopropylbenzene
-1,1,2,2-Tetrachloroethane+
-n-Propylbenzene
-2-Chlorotoluene
-1,3,5-Trimethylbenzene+
Bromofluorobenzene
-tert-Butylbenzene
-1,2,4-Trimethylbenzene
-sec-Butylbenzene
-1,3-Dichlorobenzene
1,4-Dichlorobenzene-d4+
-n-Butylbenzene+
-1,2-Dibromo-3-chloropropa
-1,3,5-Trichlorobenzene
-1,2,4-Trichlorobenzene
-Hexachlorobutadiene
-Naphthalene
-1,2,3-Trichlorobenzene

Data File: \\cansvr11\dd\chem\MSV\a3ux14.i\R00301B.b\148271.D
Report Date: 02-Mar-2010 09:27

TestAmerica North Canton

RECOVERY REPORT

Client Name: Client SDG: SDGa00468
Sample Matrix: SOLID Fraction: VOA
Lab Smp Id: QCMRL
Level: LOW Operator: 2807
Data Type: MS DATA SampleType: MRL
SpikeList File: MRL.spk Quant Type: ISTD
Sublist File: 4-8260+IX.sub
Method File: \\cansvr11\dd\chem\MSV\a3ux14.i\R00301B.b\8260SUX14.m
Misc Info: R00301B,8260SUX14,,2807,3

SPIKE COMPOUND	CONC ADDED UG/KG	CONC RECOVERED UG/KG	% RECOVERED	LIMITS
* 1 Fluorobenzene	0.0000	50.000	0.00	0-0
* 2 Chlorobenzene-d5	0.0000	50.000	0.00	0-0
* 3 1,4-Dichlorobenzen	0.0000	50.000	0.00	0-0
$ 6 Toluene-d8	50.000	49.690	99.38	50-150
$ 7 Bromofluorobenzene	50.000	48.724	97.45	50-150
60 1,1,1,2-Tetrachlor	5.000	4.836	96.73	70-130
37 1,1,1-Trichloroeth	5.000	5.402	108.05	70-130
68 1,1,2,2-Tetrachlor	5.000	4.870	97.39	70-130
53 1,1,2-Trichloroeth	5.000	5.094	101.88	70-130
28 1,1-Dichloroethane	5.000	5.026	100.51	70-130
17 1,1-Dichloroethene	5.000	5.201	104.02	70-130
38 1,1-Dichloropropen	5.000	4.968	99.37	70-130
88 1,2,3-Trichloroben	5.000	4.304	86.07	70-130
70 1,2,3-Trichloropro	5.000	4.860	97.19	70-130
85 1,2,4-Trichloroben	5.000	4.760	95.20	70-130
77 1,2,4-Trimethylben	5.000	4.604	92.09	70-130
84 1,2-Dibromo-3-chlo	5.000	4.268	85.37	70-130
58 1,2-Dibromoethane	5.000	4.663	93.26	70-130
83 1,2-Dichlorobenzen	5.000	5.122	102.44	70-130
40 1,2-Dichloroethane	5.000	4.890	97.80	70-130
43 1,2-Dichloropropan	5.000	4.770	95.40	70-130
74 1,3,5-Trimethylben	5.000	4.789	95.78	70-130
80 1,3-Dichlorobenzen	5.000	5.064	101.27	70-130
54 1,3-Dichloropropan	5.000	4.576	91.52	70-130
81 1,4-Dichlorobenzen	5.000	5.125	102.50	70-130
33 2,2-Dichloropropan	5.000	4.836	96.73	70-130
30 2-Butanone	10.000	7.496	74.97	70-130
73 2-Chlorotoluene	5.000	5.116	102.31	70-130
56 2-Hexanone	10.000	7.456	74.56	70-130
75 4-Chlorotoluene	5.000	5.362	107.23	70-130
49 4-Methyl-2-pentano	10.000	7.830	78.30	70-130
16 Acetone	10.000	8.733	87.33	70-130
41 Benzene	5.000	5.192	103.83	70-130
71 Bromobenzene	5.000	5.173	103.46	70-130
34 Bromochloromethane	5.000	4.998	99.96	70-130
46 Bromodichlorometha	5.000	4.422	88.44	70-130
66 Bromoform	5.000	3.965	79.29	70-130
11 Bromomethane	5.000	6.187	123.74	70-130

20 Carbon Disulfide	5.000	4.601	92.03	70-130
39 Carbon Tetrachlori	5.000	5.865	117.30	70-130

Data File: \\cansvr11\dd\chem\MSV\a3ux14.i\R00301B.b\148271.D
Report Date: 02-Mar-2010 09:27

	SPIKE COMPOUND	CONC ADDED UG/KG	CONC RECOVERED UG/KG	% RECOVERED	LIMITS
	59 Chlorobenzene	5.000	5.164	103.28	70-130
	57 Dibromochlorometha	5.000	4.275	85.50	70-130
	12 Chloroethane	5.000	5.416	108.32	70-130
	35 Chloroform	5.000	4.847	96.95	70-130
	9 Chloromethane	5.000	4.693	93.87	70-130
	32 cis-1,2-dichloroet	5.000	4.761	95.22	70-130
	48 cis-1,3-Dichloropr	5.000	3.795	75.91	70-130
	45 Dibromomethane	5.000	4.803	96.05	70-130
	8 Dichlorodifluorome	5.000	5.271	105.42	70-130
	61 Ethylbenzene	5.000	4.853	97.06	70-130
	86 Hexachlorobutadien	5.000	4.662	93.25	70-130
	67 Isopropylbenzene	5.000	4.606	92.12	70-130
	62 m + p-Xylene	10.000	9.959	99.59	70-130
	21 Methylene Chloride	5.000	3.569	71.37	70-130
	87 Naphthalene	5.000	3.529	70.59	70-130
	82 n-Butylbenzene	5.000	4.443	88.85	70-130
	72 n-Propylbenzene	5.000	4.667	93.34	70-130
	64 Xylene-o	5.000	4.749	94.99	70-130
	79 4-Isopropyltoluene	5.000	4.301	86.02	70-130
	78 sec-Butylbenzene	5.000	4.612	92.23	70-130
	65 Styrene	5.000	4.418	88.36	70-130
	76 tert-Butylbenzene	5.000	4.444	88.87	70-130
	55 Tetrachloroethene	5.000	5.153	103.06	70-130
	50 Toluene	5.000	5.957	119.14	70-130
	25 trans-1,2-Dichloro	5.000	5.174	103.49	70-130
	51 trans-1,3-Dichloro	5.000	3.906	78.12	70-130
	42 Trichloroethene	5.000	4.772	95.45	70-130
	13 Trichlorofluoromet	5.000	4.832	96.63	70-130
	10 Vinyl Chloride	5.000	5.476	109.51	70-130
	19 Iodomethane	5.000	5.004	100.07	70-130
	24 Methyl tert-butyl	5.000	4.344	86.89	70-130
	15 Acrolein	50.000	59.813	119.63	70-130
	18 Freon-113	5.000	5.452	109.03	70-130
	22 Acetonitrile	50.000	43.583	87.17	70-130
	23 Acrylonitrile	10.000	8.241	82.41	70-130
	26 Hexane	5.000	4.701	94.01	70-130
	29 tert-Butyl Alcohol	100.00	79.351	79.35	70-130
M	31 1,2-Dichloroethene	10.000	9.935	99.35	70-130
	36 Tetrahydrofuran	5.000	3.516	70.33	70-130
	47 2-Chloroethyl viny	10.000	6.982	69.82*	70-130
	44 1,4-Dioxane	250.00	197.16	78.86	70-130
	52 Ethyl Methacrylate	5.000	4.179	83.57	70-130
M	63 Xylenes (total)	15.000	14.708	98.05	70-130
	69 1,4-Dichloro-2-but	5.000	4.072	81.45	70-130
	98 Cyclohexane	5.000	6.070	121.41	70-130
	141 1,3,5-Trichloroben	5.000	4.923	98.47	70-130
	143 Methyl Acetate	10.000	7.767	77.67	70-130
	144 Methylcyclohexane	5.000	4.781	95.61	70-130
	27 Vinyl acetate	5.000	4.492	89.85	70-130

Data File: \\cansvr11\dd\chem\MSV\a3ux14.i\R00301B.b\148271.D
Report Date: 02-Mar-2010 09:27

TestAmerica North Canton

RECOVERY REPORT

Client Name: Client SDG: SDGa00468
Sample Matrix: SOLID Fraction: VOA
Lab Smp Id: QCMRL
Level: LOW Operator: 2807
Data Type: MS DATA SampleType: MRL
SpikeList File: MRL.spk Quant Type: ISTD
Sublist File: 4-8260+IX.sub
Method File: \\cansvr11\dd\chem\MSV\a3ux14.i\R00301B.b\8260SUX14.m
Misc Info: R00301B,8260SUX14,,2807,3

SURROGATE COMPOUND	CONC ADDED UG/KG	CONC RECOVERED UG/KG	% RECOVERED	LIMITS
$ 4 Dibromofluorometha	50.000	46.531	93.06	59-138
$ 5 1,2-Dichloroethane	50.000	45.832	91.66	61-130
$ 6 Toluene-d8	50.000	49.690	99.38	60-143
$ 7 Bromofluorobenzene	50.000	48.724	97.45	47-158

Data File: \\cansvr11\dd\chem\MSV\a3ux14.i\R00301B.b\148271.D
Report Date: 02-Mar-2010 09:27

TestAmerica North Canton

VOLATILE REPORT SW-846 Method 8260A/8260B

Data file : \\cansvr11\dd\chem\MSV\a3ux14.i\R00301B.b\148271.D
Lab Smp Id: QCMRL
Inj Date : 01-MAR-2010 21:20
Operator : 2807 Inst ID: a3ux14.i
Smp Info : QCMRL
Misc Info : R00301B,8260SUX14,,2807,3
Comment :
Method : \\cansvr11\dd\chem\MSV\a3ux14.i\R00301B.b\8260SUX14.m
Meth Date : 01-Mar-2010 14:04 macenczaks Quant Type: ISTD
Cal Date : 14-JAN-2010 15:16 Cal File: 147364.D
Als bottle: 25 QC Sample: MRL
Dil Factor: 1.00000
Integrator: HP RTE Compound Sublist: 4-8260+IX.sub
Target Version: 4.14
Processing Host: CANPGCV909

Concentration Formula: Amt * DF * 1/Vo * CpndVariable

Name	Value	Description
DF	1.000	Dilution Factor
Vo	5.000	Sample Volume
Va	100.000	Injection Volume
Cpnd Variable		Local Compound Variable

	Compounds	QUANT SIG MASS	RT	EXP RT	REL RT	RESPONSE	CONCENTRATIONS ON-COLUMN (ng)	FINAL (UG/KG)
*	1 Fluorobenzene	96	6.599	6.599	(1.000)	1356298	250.000	
*	2 Chlorobenzene-d5	117	9.333	9.332	(1.000)	959185	250.000	
*	3 1,4-Dichlorobenzene-d4	152	11.309	11.309	(1.000)	539797	250.000	
$	4 Dibromofluoromethane	113	5.901	5.901	(0.894)	347645	232.656	46.531
$	5 1,2-Dichloroethane-d4	65	6.244	6.244	(0.946)	351071	229.159	45.832
$	6 Toluene-d8	98	8.090	8.090	(0.867)	1291901	248.448	49.690
$	7 Bromofluorobenzene	95	10.326	10.326	(0.913)	487607	243.618	48.724
	8 Dichlorodifluoromethane	85	1.298	1.310	(0.197)	36154	26.3553	5.271
	9 Chloromethane	50	1.452	1.452	(0.220)	46539	23.4665	4.693
	10 Vinyl Chloride	62	1.570	1.570	(0.238)	40954	27.3779	5.476
	11 Bromomethane	94	1.890	1.890	(0.286)	22593	30.9341	6.187
	12 Chloroethane	64	1.996	1.996	(0.303)	23889	27.0802	5.416
	13 Trichlorofluoromethane	101	2.268	2.268	(0.344)	34803	24.1587	4.832
	15 Acrolein	56	2.742	2.730	(0.415)	50980	299.065	59.813
	16 Acetone	43	2.943	2.931	(0.446)	44218	43.6637	8.733
	17 1,1-Dichloroethene	96	2.860	2.848	(0.433)	33697	26.0040	5.201
	18 Freon-113	151	2.895	2.895	(0.439)	28368	27.2584	5.452
	19 Iodomethane	142	3.026	3.026	(0.459)	55257	25.0187	5.004
	20 Carbon Disulfide	76	3.108	3.097	(0.471)	85395	23.0075	4.601

21 Methylene Chloride	84	3.511	3.511 (0.532)	54909	17.8434	3.569
22 Acetonitrile	41	3.298	3.286 (0.500)	39207	217.916	43.583
23 Acrylonitrile	53	3.901	3.889 (0.591)	21996	41.2059	8.241

Data File: \\cansvr11\dd\chem\MSV\a3ux14.i\R00301B.b\148271.D
Report Date: 02-Mar-2010 09:27

							CONCENTRATIONS	
		QUANT SIG					ON-COLUMN	FINAL
	Compounds	MASS	RT	EXP RT	REL RT	RESPONSE	(ng)	(UG/KG)
	24 Methyl tert-butyl ether	73	3.972	3.972	(0.602)	73134	21.7225	4.344
	25 trans-1,2-Dichloroethene	96	3.925	3.937	(0.595)	38934	25.8728	5.174
	26 Hexane	86	4.398	4.398	(0.666)	8162	23.5034	4.701
	27 Vinyl acetate	43	4.694	4.694	(0.711)	38998	22.4626	4.492
	154 Vinyl Acetate**2nd**	86	4.706	4.694	(0.713)	3854	24.9144	4.983(A)
	28 1,1-Dichloroethane	63	4.564	4.564	(0.692)	67662	25.1278	5.026
	29 tert-Butyl Alcohol	59	3.783	3.771	(0.573)	48676	396.757	79.351
	30 2-Butanone	43	5.392	5.380	(0.817)	26051	37.4826	7.496
M	31 1,2-Dichloroethene (total)	96				75637	49.6768	9.935
	32 cis-1,2-dichloroethene	96	5.333	5.333	(0.808)	36703	23.8040	4.761
	33 2,2-Dichloropropane	77	5.321	5.321	(0.806)	25478	24.1827	4.836
	34 Bromochloromethane	128	5.605	5.605	(0.849)	18729	24.9912	4.998
	35 Chloroform	83	5.723	5.723	(0.867)	59823	24.2370	4.847
	36 Tetrahydrofuran	42	5.688	5.676	(0.862)	7915	17.5818	3.516
	37 1,1,1-Trichloroethane	97	5.913	5.913	(0.896)	48209	27.0119	5.402
	38 1,1-Dichloropropene	75	6.090	6.090	(0.923)	46492	24.8415	4.968
	39 Carbon Tetrachloride	117	6.090	6.090	(0.923)	45491	29.3260	5.865
	40 1,2-Dichloroethane	62	6.327	6.327	(0.959)	44664	24.4491	4.890
	41 Benzene	78	6.303	6.303	(0.955)	152174	25.9577	5.192
	42 Trichloroethene	130	6.966	6.966	(1.056)	38553	23.8613	4.772
	43 1,2-Dichloropropane	63	7.167	7.167	(1.086)	35027	23.8496	4.770
	44 1,4-Dioxane	88	7.321	7.309	(1.109)	11946	985.808	197.16
	45 Dibromomethane	93	7.274	7.274	(1.102)	17960	24.0133	4.803
	46 Bromodichloromethane	83	7.439	7.439	(1.127)	33521	22.1102	4.422
	47 2-Chloroethyl vinyl ether	63	7.723	7.723	(1.170)	18127	34.9117	6.982(R)
	48 cis-1,3-Dichloropropene	75	7.842	7.842	(1.188)	35385	18.9768	3.795
	49 4-Methyl-2-pentanone	43	7.995	7.995	(0.857)	45348	39.1496	7.830
	50 Toluene	91	8.149	8.149	(0.873)	168743	29.7852	5.957
	51 trans-1,3-Dichloropropene	75	8.339	8.339	(0.894)	29080	19.5312	3.906
	52 Ethyl Methacrylate	69	8.433	8.433	(0.904)	24550	20.8932	4.179
	53 1,1,2-Trichloroethane	97	8.492	8.492	(0.910)	25742	25.4711	5.094
	54 1,3-Dichloropropane	76	8.634	8.634	(0.925)	38742	22.8810	4.576
	55 Tetrachloroethene	164	8.623	8.622	(0.924)	30816	25.7645	5.153
	56 2-Hexanone	43	8.717	8.717	(0.934)	29752	37.2825	7.456
	57 Dibromochloromethane	129	8.836	8.835	(0.947)	22550	21.3758	4.275
	58 1,2-Dibromoethane	107	8.930	8.930	(0.957)	22751	23.3158	4.663
	59 Chlorobenzene	112	9.356	9.356	(1.003)	100544	25.8198	5.164
	60 1,1,1,2-Tetrachloroethane	131	9.427	9.427	(1.010)	29865	24.1816	4.836
	61 Ethylbenzene	106	9.451	9.451	(1.013)	48702	24.2650	4.853
	62 m + p-Xylene	106	9.557	9.557	(1.024)	120909	49.7939	9.959
M	63 Xylenes (total)	106				175239	73.5404	14.708
	64 Xylene-o	106	9.889	9.889	(1.060)	54330	23.7465	4.749
	65 Styrene	104	9.900	9.900	(1.061)	80340	22.0909	4.418
	66 Bromoform	173	10.054	10.054	(1.077)	12661	19.8231	3.965
	67 Isopropylbenzene	105	10.196	10.208	(1.093)	141407	23.0295	4.606
	68 1,1,2,2-Tetrachloroethane	83	10.445	10.445	(0.924)	32240	24.3480	4.870
	69 1,4-Dichloro-2-butene	53	10.492	10.492	(0.928)	8365	20.3614	4.072
	70 1,2,3-Trichloropropane	110	10.480	10.480	(0.927)	9324	24.2980	4.860
	71 Bromobenzene	156	10.457	10.457	(0.925)	41107	25.8643	5.173
	72 n-Propylbenzene	120	10.551	10.551	(0.933)	43123	23.3360	4.667
	73 2-Chlorotoluene	126	10.622	10.622	(0.939)	38454	25.5784	5.116
	74 1,3,5-Trimethylbenzene	105	10.693	10.693	(0.946)	122548	23.9445	4.789

75	4-Chlorotoluene	126	10.705	10.717 (0.947)	42555	26.8083	5.362
76	tert-Butylbenzene	119	10.977	10.977 (0.971)	105292	22.2178	4.444

Data File: \\cansvr11\dd\chem\MSV\a3ux14.i\R00301B.b\148271.D
Report Date: 02-Mar-2010 09:27

	Compounds	QUANT SIG MASS	RT	EXP RT	REL RT	RESPONSE	CONCENTRATIONS ON-COLUMN (ng)	FINAL (UG/KG)
77	1,2,4-Trimethylbenzene	105	11.013	11.013	(0.974)	120276	23.0230	4.604
78	sec-Butylbenzene	105	11.155	11.155	(0.986)	157147	23.0576	4.612
79	4-Isopropyltoluene	119	11.273	11.285	(0.997)	124565	21.5047	4.301
80	1,3-Dichlorobenzene	146	11.249	11.249	(0.995)	76400	25.3185	5.064
81	1,4-Dichlorobenzene	146	11.320	11.320	(1.001)	82031	25.6247	5.125
82	n-Butylbenzene	91	11.616	11.628	(1.027)	111644	22.2131	4.443
83	1,2-Dichlorobenzene	146	11.640	11.640	(1.029)	72351	25.6088	5.122
84	1,2-Dibromo-3-chloropropane	157	12.291	12.291	(1.087)	4877	21.3419	4.268
85	1,2,4-Trichlorobenzene	180	12.989	12.989	(1.149)	43514	23.8004	4.760
86	Hexachlorobutadiene	225	13.131	13.131	(1.161)	27322	23.3125	4.662
87	Naphthalene	128	13.178	13.178	(1.165)	74251	17.6464	3.529
88	1,2,3-Trichlorobenzene	180	13.379	13.379	(1.183)	38754	21.5185	4.304
146	2-Methylnaphthalene	142	14.042	14.054	(1.242)	665	11.9145	2.383
89	Ethyl Ether	59	Compound Not Detected.					
91	3-Chloropropene	76	Compound Not Detected.					
92	Isopropyl Ether	87	Compound Not Detected.					
93	2-Chloro-1,3-butadiene	53	Compound Not Detected.					
14	Dichlorofluoromethane	67	Compound Not Detected.					
94	Propionitrile	54	Compound Not Detected.					
95	Ethyl Acetate	43	Compound Not Detected.					
96	Methacrylonitrile	67	Compound Not Detected.					
97	Isobutanol	42	Compound Not Detected.					
99	n-Butanol	56	Compound Not Detected.					
100	Methyl Methacrylate	41	Compound Not Detected.					
25	Cyclohexanone	55	Compound Not Detected.					
101	2-Nitropropane	41	Compound Not Detected.					
98	Cyclohexane	56	5.972	5.972	(0.905)	96649	30.3523	6.070
143	Methyl Acetate	43	3.404	3.392	(0.516)	51191	38.8350	7.767
144	Methylcyclohexane	83	7.143	7.143	(1.082)	65077	23.9032	4.781
141	1,3,5-Trichlorobenzene	180	12.468	12.480	(1.103)	53069	24.6165	4.923
156	tert-Butyl Ethyl ether	59	Compound Not Detected.					
157	tert-Amyl Methyl ether	73	Compound Not Detected.					
158	1,2,3-Trimethylbenzene	105	11.368	11.368	(1.005)	1544	0.30249	0.06050(aA)

QC Flag Legend

a - Target compound detected but, quantitated amount
Below Limit Of Quantitation(BLOQ).
A - Target compound detected but, quantitated amount
exceeded maximum amount.
R - Spike/Surrogate failed recovery limits.

Data File: \\cansvr11\dd\chem\MSV\a3ux14.i\R00301B.b\148271.D
Report Date: 02-Mar-2010 09:27

TestAmerica North Canton

INTERNAL STANDARD COMPOUNDS
AREA AND RT SUMMARY

Instrument ID: a3ux14.i
Lab File ID: 148271.D
Lab Smp Id: QCMRL
Analysis Type: VOA
Quant Type: ISTD
Operator: 2807
Method File: \\cansvr11\dd\chem\MSV\a3ux14.i\R00301B.b\8260SUX14.m
Misc Info: R00301B,8260SUX14,,2807,3

Calibration Date: 01-MAR-2010
Calibration Time: 12:59
Level: LOW
Sample Type: SOIL

		AREA LIMIT			
COMPOUND	STANDARD	LOWER	UPPER	SAMPLE	%DIFF
1 Fluorobenzene	1436797	718399	2873594	1356298	-5.60
2 Chlorobenzene-d5	1035641	517821	2071282	959185	-7.38
3 1,4-Dichlorobenze	561590	280795	1123180	539797	-3.88

		RT LIMIT			
COMPOUND	STANDARD	LOWER	UPPER	SAMPLE	%DIFF
1 Fluorobenzene	6.60	6.10	7.10	6.60	0.00
2 Chlorobenzene-d5	9.33	8.83	9.83	9.33	0.00
3 1,4-Dichlorobenze	11.31	10.81	11.81	11.31	0.00

AREA UPPER LIMIT = +100% of internal standard area.
AREA LOWER LIMIT = - 50% of internal standard area.
RT UPPER LIMIT = + 0.50 minutes of internal standard RT.
RT LOWER LIMIT = - 0.50 minutes of internal standard RT.

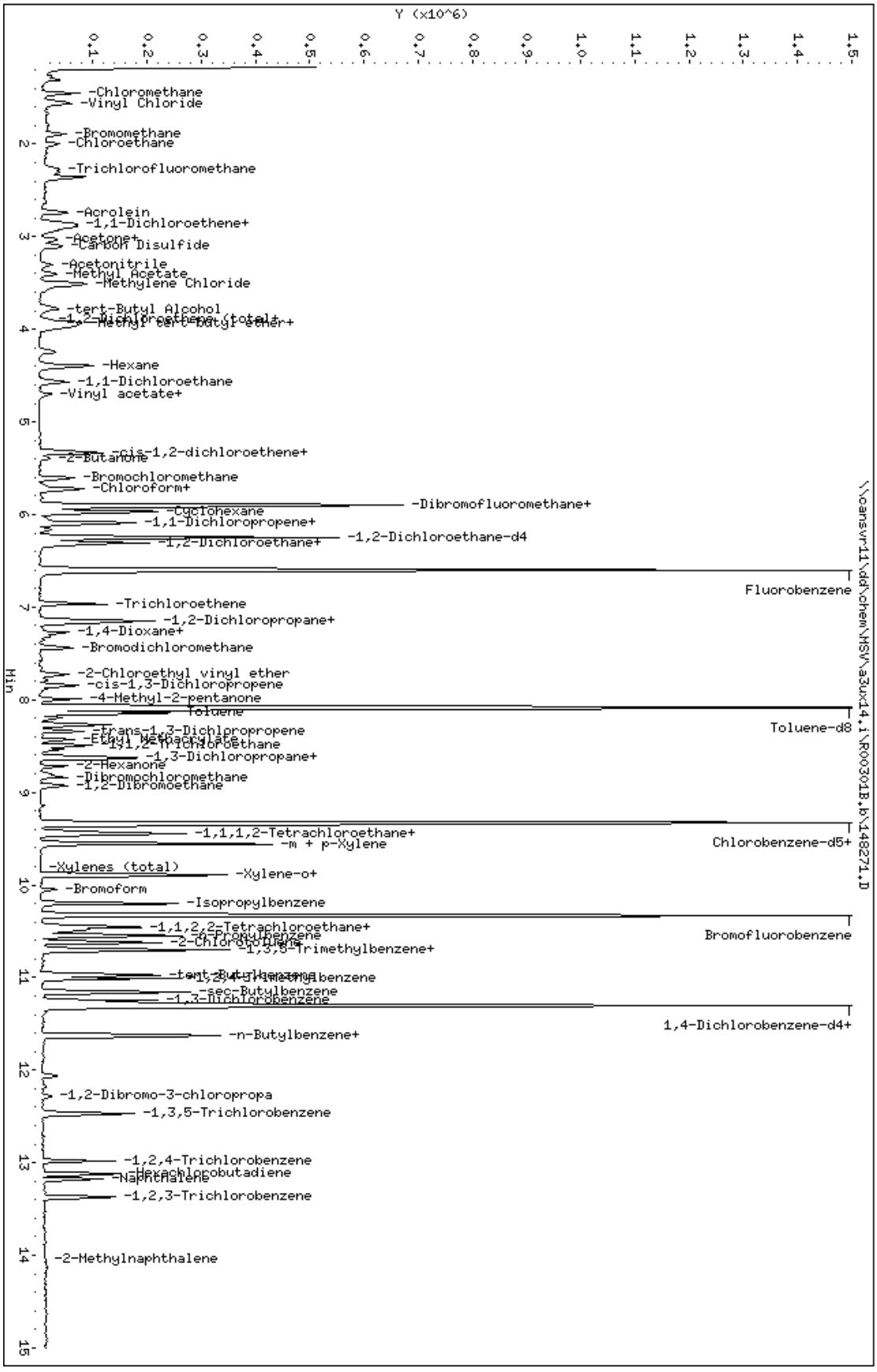
Data File: \\cansvr11\dd\chem\MSV\a3ux14.i\R00301B.b\148271.D
Date : 01-MAR-2010 21:20
Client ID:
Sample Info: QCHRL
Purge Volume: 5.0
Column phase: DB624
Instrument: a3ux14.i
Operator: 2807
Column diameter: 0.18
\\cansvr11\dd\chem\MSV\a3ux14.i\R00301B.b\148271.D
Y (x10^6)
Min
-Chloromethane
-Vinyl Chloride
-Bromomethane
-Chloroethane
-Trichlorofluoromethane
-Acrolein
-1,1-Dichloroethene+
-Acetone+
-Carbon Disulfide
-Acetonitrile
-Methyl Acetate
-Methylene Chloride
-tert-Butyl Alcohol
-Methyl tert-butyl ether+
-Hexane
-1,1-Dichloroethane
-Vinyl acetate+
-cis-1,2-dichloroethene+
-2-Butanone
-Bromochloromethane
-Chloroform+
-Dibromofluoromethane+
-Cyclohexane
-1,1-Dichloropropene+
-1,2-Dichloroethane-d4
-1,2-Dichloroethane+
Fluorobenzene
-Trichloroethene
-1,2-Dichloropropane+
-1,4-Dioxane+
-Bromodichloromethane
-2-Chloroethyl vinyl ether
-cis-1,3-Dichloropropene
-4-Methyl-2-pentanone
Toluene
Toluene-d8
-trans-1,3-Dichloropropene
-Ethyl Methacrylate+
-1,1,2-Trichloroethane
-1,3-Dichloropropane+
-2-Hexanone
-Dibromochloromethane
-1,2-Dibromoethane
-1,1,1,2-Tetrachloroethane+
-m + p-Xylene
Chlorobenzene-d5+
-Xylenes (total)
-Xylene-o+
-Bromoform
-Isopropylbenzene
-1,1,2,2-Tetrachloroethane+
-n-Propylbenzene
-2-Chlorotoluene
-1,3,5-Trimethylbenzene+
Bromofluorobenzene
-tert-Butylbenzene
-1,2,4-Trimethylbenzene
-sec-Butylbenzene
-1,3-Dichlorobenzene
1,4-Dichlorobenzene-d4+
-n-Butylbenzene+
-1,2-Dibromo-3-chloropropa
-1,3,5-Trichlorobenzene
-1,2,4-Trichlorobenzene
-Hexachlorobutadiene
-Naphthalene
-1,2,3-Trichlorobenzene
-2-Methylnaphthalene

Data File: \\cansvr11\dd\chem\MSV\a3ux14.i\R00301B.b\148278.D
Report Date: 02-Mar-2010 09:10

TestAmerica North Canton

VOLATILE REPORT SW-846 Method 8260A/8260B

Data file : \\cansvr11\dd\chem\MSV\a3ux14.i\R00301B.b\148278.D
Lab Smp Id: QCMDL
Inj Date : 01-MAR-2010 23:54
Operator : 2807 Inst ID: a3ux14.i
Smp Info : QCMDL
Misc Info : R00301B,8260SUX14,,2807
Comment :
Method : \\cansvr11\dd\chem\MSV\a3ux14.i\R00301B.b\8260SUX14.m
Meth Date : 01-Mar-2010 14:04 macenczaks Quant Type: ISTD
Cal Date : 14-JAN-2010 15:16 Cal File: 147364.D
Als bottle: 32
Dil Factor: 1.00000
Integrator: HP RTE Compound Sublist: 4-8260+IX.sub
Target Version: 4.14
Processing Host: CANSVR11

Concentration Formula: Amt * DF * 1/Vo * CpndVariable

Name	Value	Description
DF	1.000	Dilution Factor
Vo	5.000	Sample Volume
Va	100.000	Injection Volume
Cpnd Variable		Local Compound Variable

Compounds	QUANT SIG MASS	RT	EXP RT	REL RT	RESPONSE	CONCENTRATIONS ON-COLUMN (ng)	FINAL (UG/KG)
* 1 Fluorobenzene	96	6.599	6.599	(1.000)	1384552	250.000	
* 2 Chlorobenzene-d5	117	9.333	9.332	(1.000)	965040	250.000	
* 3 1,4-Dichlorobenzene-d4	152	11.309	11.309	(1.000)	552120	250.000	
$ 4 Dibromofluoromethane	113	5.901	5.901	(0.894)	359339	235.574	47.115
$ 5 1,2-Dichloroethane-d4	65	6.244	6.244	(0.946)	363740	232.583	46.517
$ 6 Toluene-d8	98	8.090	8.090	(0.867)	1271846	243.107	48.621
$ 7 Bromofluorobenzene	95	10.326	10.326	(0.913)	494897	241.742	48.348
8 Dichlorodifluoromethane	85	1.310	1.310	(0.199)	13039	9.31111	1.862
9 Chloromethane	50	1.452	1.452	(0.220)	18599	9.18686	1.837
10 Vinyl Chloride	62	1.570	1.570	(0.238)	16092	10.5381	2.108
11 Bromomethane	94	1.890	1.890	(0.286)	9356	12.5487	2.510
12 Chloroethane	64	1.996	1.996	(0.303)	9053	10.0529	2.010
13 Trichlorofluoromethane	101	2.268	2.268	(0.344)	12985	8.82966	1.766
15 Acrolein	56	2.730	2.730	(0.414)	18248	104.864	20.973
16 Acetone	43	2.931	2.931	(0.444)	63946	89.8085	17.962
17 1,1-Dichloroethene	96	2.860	2.848	(0.433)	12713	9.61042	1.922
18 Freon-113	151	2.895	2.895	(0.439)	9908	9.32619	1.865
19 Iodomethane	142	3.026	3.026	(0.459)	21984	9.75058	1.950
20 Carbon Disulfide	76	3.097	3.097	(0.469)	32410	8.55384	1.711
21 Methylene Chloride	84	3.511	3.511	(0.532)	43149	8.41872	1.684

22 Acetonitrile	41	3.298	3.286 (0.500)	22966	125.042	25.008
23 Acrylonitrile	53	3.889	3.889 (0.589)	10101	18.5364	3.707

Data File: \\cansvr11\dd\chem\MSV\a3ux14.i\R00301B.b\148278.D
Report Date: 02-Mar-2010 09:10

	Compounds	QUANT SIG MASS	RT	EXP RT	REL RT	RESPONSE	CONCENTRATIONS ON-COLUMN (ng)	FINAL (UG/KG)
	24 Methyl tert-butyl ether	73	3.972	3.972	(0.602)	30221	8.79317	1.759
	25 trans-1,2-Dichloroethene	96	3.925	3.937	(0.595)	13638	8.87793	1.776
	26 Hexane	86	4.386	4.398	(0.665)	2655	7.48935	1.498
	27 Vinyl acetate	43	4.694	4.694	(0.711)	13434	7.57999	1.516
	154 Vinyl Acetate**2nd**	86	4.706	4.694	(0.713)	1219	7.71947	1.544(A)
	28 1,1-Dichloroethane	63	4.564	4.564	(0.692)	24171	8.79326	1.759
	29 tert-Butyl Alcohol	59	3.771	3.771	(0.571)	22952	183.264	36.653
	30 2-Butanone	43	5.380	5.380	(0.815)	24493	34.5218	6.904
M	31 1,2-Dichloroethene (total)	96				28495	18.3169	3.663
	32 cis-1,2-dichloroethene	96	5.333	5.333	(0.808)	14857	9.43898	1.888
	33 2,2-Dichloropropane	77	5.321	5.321	(0.806)	9520	8.85160	1.770
	34 Bromochloromethane	128	5.605	5.605	(0.849)	6897	9.01526	1.803
	35 Chloroform	83	5.723	5.723	(0.867)	21890	8.68764	1.738
	36 Tetrahydrofuran	42	5.688	5.676	(0.862)	4567	9.93778	1.988
	37 1,1,1-Trichloroethane	97	5.913	5.913	(0.896)	16552	9.08498	1.817
	38 1,1-Dichloropropene	75	6.090	6.090	(0.923)	15732	8.23434	1.647
	39 Carbon Tetrachloride	117	6.090	6.090	(0.923)	15976	10.0888	2.018
	40 1,2-Dichloroethane	62	6.327	6.327	(0.959)	16452	8.82204	1.764
	41 Benzene	78	6.303	6.303	(0.955)	55761	9.31757	1.864
	42 Trichloroethene	130	6.966	6.966	(1.056)	14929	9.05132	1.810
	43 1,2-Dichloropropane	63	7.167	7.167	(1.086)	12542	8.36548	1.673
	44 1,4-Dioxane	88	7.321	7.309	(1.109)	3978	321.574	64.315
	45 Dibromomethane	93	7.274	7.274	(1.102)	6769	8.86574	1.773
	46 Bromodichloromethane	83	7.439	7.439	(1.127)	13399	8.65752	1.732
	47 2-Chloroethyl vinyl ether	63	7.723	7.723	(1.170)	7106	19.1445	3.829
	48 cis-1,3-Dichloropropene	75	7.842	7.842	(1.188)	12998	6.82850	1.366
	49 4-Methyl-2-pentanone	43	7.995	7.995	(0.857)	20545	17.6292	3.526
	50 Toluene	91	8.137	8.149	(0.872)	54554	9.57102	1.914
	51 trans-1,3-Dichloropropene	75	8.339	8.339	(0.893)	10337	6.90058	1.380
	52 Ethyl Methacrylate	69	8.433	8.433	(0.904)	8517	10.0566	2.011
	53 1,1,2-Trichloroethane	97	8.492	8.492	(0.910)	9814	9.65182	1.930
	54 1,3-Dichloropropane	76	8.634	8.634	(0.925)	15145	8.89035	1.778
	55 Tetrachloroethene	164	8.623	8.622	(0.924)	10501	8.72637	1.745
	56 2-Hexanone	43	8.717	8.717	(0.934)	22157	27.5967	5.519
	57 Dibromochloromethane	129	8.836	8.835	(0.947)	8039	7.57416	1.515
	58 1,2-Dibromoethane	107	8.930	8.930	(0.957)	8688	8.84965	1.770
	59 Chlorobenzene	112	9.356	9.356	(1.003)	36738	9.37712	1.875
	60 1,1,1,2-Tetrachloroethane	131	9.427	9.427	(1.010)	10193	8.20316	1.641
	61 Ethylbenzene	106	9.451	9.451	(1.013)	16741	8.29035	1.658
	62 m + p-Xylene	106	9.557	9.557	(1.024)	40434	16.5509	3.310
M	63 Xylenes (total)	106				60987	25.4797	5.096
	64 Xylene-o	106	9.889	9.889	(1.060)	20553	8.92878	1.786
	65 Styrene	104	9.900	9.900	(1.061)	30023	8.20526	1.641
	66 Bromoform	173	10.054	10.054	(1.077)	4991	7.76690	1.553
	67 Isopropylbenzene	105	10.196	10.208	(1.093)	52471	8.49356	1.699
	68 1,1,2,2-Tetrachloroethane	83	10.445	10.445	(0.924)	12217	9.02048	1.804
	69 1,4-Dichloro-2-butene	53	10.492	10.492	(0.928)	2831	6.73718	1.347
	70 1,2,3-Trichloropropane	110	10.480	10.480	(0.927)	3736	9.51858	1.904
	71 Bromobenzene	156	10.457	10.457	(0.925)	15341	9.43704	1.887
	72 n-Propylbenzene	120	10.551	10.551	(0.933)	15586	8.24609	1.649
	73 2-Chlorotoluene	126	10.622	10.622	(0.939)	15286	9.94084	1.988
	74 1,3,5-Trimethylbenzene	105	10.693	10.693	(0.946)	41045	7.84073	1.568

75 4-Chlorotoluene	126	10.705	10.717 (0.947)	15950	9.82372	1.965
76 tert-Butylbenzene	119	10.977	10.977 (0.971)	41324	8.52522	1.705

Data File: \\cansvr11\dd\chem\MSV\a3ux14.i\R00301B.b\148278.D
Report Date: 02-Mar-2010 09:10

	Compounds	QUANT SIG MASS	RT	EXP RT	REL RT	RESPONSE	CONCENTRATIONS ON-COLUMN (ng)	FINAL (UG/KG)
77	1,2,4-Trimethylbenzene	105	11.013	11.013	(0.974)	47147	8.82335	1.765
78	sec-Butylbenzene	105	11.155	11.155	(0.986)	55314	7.93486	1.587
79	4-Isopropyltoluene	119	11.273	11.285	(0.997)	47128	7.95451	1.591
80	1,3-Dichlorobenzene	146	11.249	11.249	(0.995)	28919	9.36967	1.874
81	1,4-Dichlorobenzene	146	11.320	11.320	(1.001)	30971	9.45875	1.892
82	n-Butylbenzene	91	11.616	11.628	(1.027)	40863	7.94877	1.590
83	1,2-Dichlorobenzene	146	11.640	11.640	(1.029)	26868	9.29774	1.860
84	1,2-Dibromo-3-chloropropane	157	12.291	12.291	(1.087)	1928	8.24869	1.650
85	1,2,4-Trichlorobenzene	180	12.989	12.989	(1.149)	18073	9.66459	1.933
86	Hexachlorobutadiene	225	13.131	13.131	(1.161)	9703	8.09432	1.619
87	Naphthalene	128	13.178	13.178	(1.165)	84832	19.7110	3.942
88	1,2,3-Trichlorobenzene	180	13.379	13.379	(1.183)	15710	8.52841	1.706
146	2-Methylnaphthalene	142	14.042	14.054	(1.242)	18470	18.4054	3.681
89	Ethyl Ether	59	Compound Not Detected.					
91	3-Chloropropene	76	Compound Not Detected.					
92	Isopropyl Ether	87	Compound Not Detected.					
93	2-Chloro-1,3-butadiene	53	Compound Not Detected.					
14	Dichlorofluoromethane	67	Compound Not Detected.					
94	Propionitrile	54	Compound Not Detected.					
95	Ethyl Acetate	43	Compound Not Detected.					
96	Methacrylonitrile	67	Compound Not Detected.					
97	Isobutanol	42	Compound Not Detected.					
99	n-Butanol	56	Compound Not Detected.					
100	Methyl Methacrylate	41	Compound Not Detected.					
25	Cyclohexanone	55	Compound Not Detected.					
101	2-Nitropropane	41	Compound Not Detected.					
98	Cyclohexane	56	5.972	5.972	(0.905)	25947	7.98229	1.596
143	Methyl Acetate	43	3.404	3.392	(0.516)	24779	18.4145	3.683
144	Methylcyclohexane	83	7.143	7.143	(1.082)	22164	7.97486	1.595
141	1,3,5-Trichlorobenzene	180	12.468	12.480	(1.103)	20430	9.26510	1.853
156	tert-Butyl Ethyl ether	59	Compound Not Detected.					
157	tert-Amyl Methyl ether	73	Compound Not Detected.					
158	1,2,3-Trimethylbenzene	105	11.368	11.368	(1.005)	5751	1.10153	0.2203(aA)

QC Flag Legend

a - Target compound detected but, quantitated amount
Below Limit Of Quantitation(BLOQ).
A - Target compound detected but, quantitated amount
exceeded maximum amount.

Data File: \\cansvr11\dd\chem\MSV\a3ux14.i\R00301B.b\148278.D
Report Date: 02-Mar-2010 09:10

TestAmerica North Canton

INTERNAL STANDARD COMPOUNDS
AREA AND RT SUMMARY

Instrument ID: a3ux14.i
Lab File ID: 148278.D
Lab Smp Id: QCMDL
Analysis Type: VOA
Quant Type: ISTD
Operator: 2807
Method File: \\cansvr11\dd\chem\MSV\a3ux14.i\R00301B.b\8260SUX14.m
Misc Info: R00301B,8260SUX14,,2807

Calibration Date: 01-MAR-2010
Calibration Time: 12:59
Level: LOW
Sample Type: SOIL

		AREA LIMIT			
COMPOUND	STANDARD	LOWER	UPPER	SAMPLE	%DIFF
1 Fluorobenzene	1436797	718399	2873594	1384552	-3.64
2 Chlorobenzene-d5	1035641	517821	2071282	965040	-6.82
3 1,4-Dichlorobenze	561590	280795	1123180	552120	-1.69

		RT LIMIT			
COMPOUND	STANDARD	LOWER	UPPER	SAMPLE	%DIFF
1 Fluorobenzene	6.60	6.10	7.10	6.60	0.00
2 Chlorobenzene-d5	9.33	8.83	9.83	9.33	0.00
3 1,4-Dichlorobenze	11.31	10.81	11.81	11.31	0.00

AREA UPPER LIMIT = +100% of internal standard area.
AREA LOWER LIMIT = - 50% of internal standard area.
RT UPPER LIMIT = + 0.50 minutes of internal standard RT.
RT LOWER LIMIT = - 0.50 minutes of internal standard RT.

Data File: \\cansvr11\dd\chem\MSV\a3ux14.i\R003O1B.b\148278.D
Date : 01-MAR-2010 23:54
Client ID:
Sample Info: QCMDL
Purge Volume: 5.0
Column phase: DB624
Instrument: a3ux14.i
Operator: 2807
Column diameter: 0.18
\\cansvr11\dd\chem\MSV\a3ux14.i\R003O1B.b\148278.D
Y (x10^6)
Min
-Dichlorodifluoromethane+
-Vinyl Chloride
-Bromomethane+
-Trichlorofluoromethane
-Acrolein
-1,1-Dichloroethene
-Acetone+
-Iodomethane
-Carbon Disulfide
-Acetonitrile
-Methyl Acetate
-Methylene Chloride
-tert-Butyl Alcohol
-Hexane
-1,1-Dichloroethane
-Vinyl acetate+
-2-Butanone
-Bromochloromethane
-Chloroform+
-Cyclohexane
-1,1-Dichloropropene+
-1,2-Dichloroethane+
-Dibromofluoromethane+
-1,2-Dichloroethane-d4
Fluorobenzene
-Trichloroethene
-1,2-Dichloropropane+
-1,4-Dioxane+
-Bromodichloromethane
-2-Chloroethyl vinyl ether
-cis-1,3-Dichloropropene
-4-Methyl-2-pentanone
Toluene
Toluene-d8
-trans-1,3-Dichloropropene
-1,1,2-Trichloroethane
-1,3-Dichloropropane+
-2-Hexanone
-Dibromochloromethane
-1,2-Dibromoethane
-1,1,1,2-Tetrachloroethane+
-m + p-Xylene
Chlorobenzene-d5+
-Xylenes (total)
-Xylene-o+
-Bromoform
-Isopropylbenzene
-1,1,2,2-Tetrachloroethane+
-n-Propylbenzene
-2-Chlorotoluene
-1,3,5-Trimethylbenzene+
Bromofluorobenzene
-tert-Butylbenzene
-1,2,4-Trimethylbenzene
-sec-Butylbenzene
-1,3-Dichlorobenzene
1,4-Dichlorobenzene-d4+
-n-Butylbenzene+
-1,2-Dibromo-3-chloropropa
-1,3,5-Trichlorobenzene
-1,2,4-Trichlorobenzene
-Hexachlorobutadiene
-Naphthalene
-1,2,3-Trichlorobenzene
-2-Methylnaphthalene

Data File: \\cansvr11\dd\chem\MSV\a3ux14.i\R00301B.b\148279.D
Report Date: 02-Mar-2010 09:11

TestAmerica North Canton

VOLATILE REPORT SW-846 Method 8260A/8260B

Data file : \\cansvr11\dd\chem\MSV\a3ux14.i\R00301B.b\148279.D
Lab Smp Id: QCMDL
Inj Date : 02-MAR-2010 00:15
Operator : 2807 Inst ID: a3ux14.i
Smp Info : QCMDL
Misc Info : R00301B,8260SUX14,,2807
Comment :
Method : \\cansvr11\dd\chem\MSV\a3ux14.i\R00301B.b\8260SUX14.m
Meth Date : 01-Mar-2010 14:04 macenczaks Quant Type: ISTD
Cal Date : 14-JAN-2010 15:16 Cal File: 147364.D
Als bottle: 33
Dil Factor: 1.00000
Integrator: HP RTE Compound Sublist: 4-8260+IX.sub
Target Version: 4.14
Processing Host: CANSVR11

Concentration Formula: Amt * DF * 1/Vo * CpndVariable

Name	Value	Description
DF	1.000	Dilution Factor
Vo	5.000	Sample Volume
Va	100.000	Injection Volume
Cpnd Variable		Local Compound Variable

Compounds	QUANT SIG MASS	RT	EXP RT	REL RT	RESPONSE	CONCENTRATIONS ON-COLUMN (ng)	FINAL (UG/KG)
* 1 Fluorobenzene	96	6.599	6.599	(1.000)	1373986	250.000	
* 2 Chlorobenzene-d5	117	9.333	9.332	(1.000)	1006453	250.000	
* 3 1,4-Dichlorobenzene-d4	152	11.309	11.309	(1.000)	557665	250.000	
$ 4 Dibromofluoromethane	113	5.901	5.901	(0.894)	361230	238.635	47.727
$ 5 1,2-Dichloroethane-d4	65	6.244	6.244	(0.946)	368175	237.230	47.446
$ 6 Toluene-d8	98	8.090	8.090	(0.867)	1299176	238.113	47.622
$ 7 Bromofluorobenzene	95	10.327	10.326	(0.913)	505494	244.463	48.892
8 Dichlorodifluoromethane	85	1.310	1.310	(0.199)	12358	8.89267	1.778
9 Chloromethane	50	1.452	1.452	(0.220)	16557	8.24112	1.648
10 Vinyl Chloride	62	1.570	1.570	(0.238)	14453	9.53752	1.908
11 Bromomethane	94	1.890	1.890	(0.286)	7717	10.4300	2.086
12 Chloroethane	64	2.008	1.996	(0.304)	7977	8.92621	1.785
13 Trichlorofluoromethane	101	2.268	2.268	(0.344)	9729	6.66649	1.333
15 Acrolein	56	2.730	2.730	(0.414)	12516	72.4776	14.496
16 Acetone	43	2.931	2.931	(0.444)	50304	57.2854	11.457
17 1,1-Dichloroethene	96	2.860	2.848	(0.433)	11990	9.13356	1.827
18 Freon-113	151	2.907	2.895	(0.441)	9827	9.32108	1.864
19 Iodomethane	142	3.026	3.026	(0.459)	19851	8.87224	1.774
20 Carbon Disulfide	76	3.097	3.097	(0.469)	29700	7.89888	1.580
21 Methylene Chloride	84	3.511	3.511	(0.532)	41254	7.26637	1.453

22 Acetonitrile	41	3.298	3.286 (0.500)	20691	113.522	22.704
23 Acrylonitrile	53	3.901	3.889 (0.591)	8828	16.3249	3.265

Data File: \\cansvr11\dd\chem\MSV\a3ux14.i\R00301B.b\148279.D
Report Date: 02-Mar-2010 09:11

	Compounds	QUANT SIG MASS	RT	EXP RT	REL RT	RESPONSE	CONCENTRATIONS ON-COLUMN (ng)	FINAL (UG/KG)
	24 Methyl tert-butyl ether	73	3.972	3.972	(0.602)	28649	8.39988	1.680
	25 trans-1,2-Dichloroethene	96	3.925	3.937	(0.595)	13005	8.53097	1.706
	26 Hexane	86	4.398	4.398	(0.666)	3194	9.07907	1.816
	27 Vinyl acetate	43	4.694	4.694	(0.711)	9921	5.64086	1.128
	154 Vinyl Acetate**2nd**	86	4.694	4.694	(0.711)	951	6.06864	1.214(A)
	28 1,1-Dichloroethane	63	4.564	4.564	(0.692)	23234	8.51739	1.703
	29 tert-Butyl Alcohol	59	3.771	3.771	(0.571)	22102	177.834	35.567
	30 2-Butanone	43	5.392	5.380	(0.817)	19841	28.1801	5.636
M	31 1,2-Dichloroethene (total)	96				26010	16.8569	3.371
	32 cis-1,2-dichloroethene	96	5.333	5.333	(0.808)	13005	8.32590	1.665
	33 2,2-Dichloropropane	77	5.321	5.321	(0.806)	8598	8.05581	1.611
	34 Bromochloromethane	128	5.617	5.605	(0.851)	6562	8.64334	1.729
	35 Chloroform	83	5.724	5.723	(0.867)	20504	8.20015	1.640
	36 Tetrahydrofuran	42	5.688	5.676	(0.862)	3706	8.12626	1.625
	37 1,1,1-Trichloroethane	97	5.913	5.913	(0.896)	15533	8.59124	1.718
	38 1,1-Dichloropropene	75	6.090	6.090	(0.923)	13071	6.89415	1.379
	39 Carbon Tetrachloride	117	6.090	6.090	(0.923)	15091	9.60325	1.921
	40 1,2-Dichloroethane	62	6.327	6.327	(0.959)	14952	8.07936	1.616
	41 Benzene	78	6.303	6.303	(0.955)	50913	8.57290	1.714
	42 Trichloroethene	130	6.966	6.966	(1.056)	14684	8.97124	1.794
	43 1,2-Dichloropropane	63	7.167	7.167	(1.086)	11871	7.97882	1.596
	44 1,4-Dioxane	88	7.321	7.309	(1.109)	4280	348.647	69.729
	45 Dibromomethane	93	7.274	7.274	(1.102)	6517	8.60132	1.720
	46 Bromodichloromethane	83	7.439	7.439	(1.127)	11320	7.37046	1.474
	47 2-Chloroethyl vinyl ether	63	7.723	7.723	(1.170)	7226	19.3873	3.877
	48 cis-1,3-Dichloropropene	75	7.842	7.842	(1.188)	11053	5.85135	1.170
	49 4-Methyl-2-pentanone	43	7.995	7.995	(0.857)	18931	15.5759	3.115
	50 Toluene	91	8.149	8.149	(0.873)	54067	9.09527	1.819
	51 trans-1,3-Dichloropropene	75	8.339	8.339	(0.894)	9268	5.93238	1.186
	52 Ethyl Methacrylate	69	8.433	8.433	(0.904)	8089	9.54709	1.909
	53 1,1,2-Trichloroethane	97	8.492	8.492	(0.910)	9345	8.81240	1.762
	54 1,3-Dichloropropane	76	8.634	8.634	(0.925)	14242	8.01627	1.603
	55 Tetrachloroethene	164	8.623	8.622	(0.924)	10417	8.30037	1.660
	56 2-Hexanone	43	8.717	8.717	(0.934)	17238	20.5866	4.117
	57 Dibromochloromethane	129	8.836	8.835	(0.947)	7666	6.92553	1.385
	58 1,2-Dibromoethane	107	8.930	8.930	(0.957)	8030	7.84284	1.568
	59 Chlorobenzene	112	9.356	9.356	(1.003)	33922	8.30209	1.660
	60 1,1,1,2-Tetrachloroethane	131	9.427	9.427	(1.010)	10488	8.09326	1.619
	61 Ethylbenzene	106	9.451	9.451	(1.013)	15859	7.53041	1.506
	62 m + p-Xylene	106	9.557	9.557	(1.024)	35697	14.0106	2.802
M	63 Xylenes (total)	106				52867	21.1628	4.232
	64 Xylene-o	106	9.889	9.889	(1.060)	17170	7.15219	1.430
	65 Styrene	104	9.901	9.900	(1.061)	24867	6.51649	1.303
	66 Bromoform	173	10.054	10.054	(1.077)	4544	6.78032	1.356
	67 Isopropylbenzene	105	10.196	10.208	(1.093)	44809	6.95484	1.391
	68 1,1,2,2-Tetrachloroethane	83	10.445	10.445	(0.924)	11546	8.44028	1.688
	69 1,4-Dichloro-2-butene	53	10.492	10.492	(0.928)	2954	6.96000	1.392
	70 1,2,3-Trichloropropane	110	10.480	10.480	(0.927)	3785	9.54753	1.910
	71 Bromobenzene	156	10.457	10.457	(0.925)	14699	8.95220	1.790
	72 n-Propylbenzene	120	10.551	10.551	(0.933)	13609	7.12853	1.426
	73 2-Chlorotoluene	126	10.622	10.622	(0.939)	12554	8.08298	1.616
	74 1,3,5-Trimethylbenzene	105	10.693	10.693	(0.946)	34570	6.53816	1.308

75 4-Chlorotoluene	126	10.717	10.717 (0.948)	12468	7.60278	1.520
76 tert-Butylbenzene	119	10.977	10.977 (0.971)	33782	6.89999	1.380

Data File: \\cansvr11\dd\chem\MSV\a3ux14.i\R00301B.b\148279.D
Report Date: 02-Mar-2010 09:11

	Compounds	QUANT SIG MASS	RT	EXP RT	REL RT	RESPONSE	CONCENTRATIONS ON-COLUMN (ng)	FINAL (UG/KG)
77	1,2,4-Trimethylbenzene	105	11.013	11.013	(0.974)	38929	7.21295	1.442
78	sec-Butylbenzene	105	11.155	11.155	(0.986)	48472	6.88423	1.377
79	4-Isopropyltoluene	119	11.273	11.285	(0.997)	37789	6.31481	1.263
80	1,3-Dichlorobenzene	146	11.250	11.249	(0.995)	25382	8.14192	1.628
81	1,4-Dichlorobenzene	146	11.321	11.320	(1.001)	28375	8.57975	1.716
82	n-Butylbenzene	91	11.616	11.628	(1.027)	34586	6.66086	1.332
83	1,2-Dichlorobenzene	146	11.640	11.640	(1.029)	25322	8.67562	1.735
84	1,2-Dibromo-3-chloropropane	157	12.291	12.291	(1.087)	1634	6.92134	1.384
85	1,2,4-Trichlorobenzene	180	12.989	12.989	(1.149)	14268	7.55399	1.511
86	Hexachlorobutadiene	225	13.131	13.131	(1.161)	8326	6.87655	1.375
87	Naphthalene	128	13.178	13.178	(1.165)	38469	8.84954	1.770
88	1,2,3-Trichlorobenzene	180	13.379	13.379	(1.183)	13396	7.19991	1.440
146	2-Methylnaphthalene	142	14.054	14.054	(1.243)	4825	13.4093	2.682
89	Ethyl Ether	59	Compound Not Detected.					
91	3-Chloropropene	76	Compound Not Detected.					
92	Isopropyl Ether	87	Compound Not Detected.					
93	2-Chloro-1,3-butadiene	53	Compound Not Detected.					
14	Dichlorofluoromethane	67	Compound Not Detected.					
94	Propionitrile	54	Compound Not Detected.					
95	Ethyl Acetate	43	Compound Not Detected.					
96	Methacrylonitrile	67	Compound Not Detected.					
97	Isobutanol	42	Compound Not Detected.					
99	n-Butanol	56	Compound Not Detected.					
100	Methyl Methacrylate	41	Compound Not Detected.					
25	Cyclohexanone	55	Compound Not Detected.					
101	2-Nitropropane	41	Compound Not Detected.					
98	Cyclohexane	56	5.972	5.972	(0.905)	27252	8.44823	1.690
143	Methyl Acetate	43	3.404	3.392	(0.516)	25393	19.0159	3.803
144	Methylcyclohexane	83	7.144	7.143	(1.082)	20198	7.32336	1.465
141	1,3,5-Trichlorobenzene	180	12.468	12.480	(1.103)	17226	7.73440	1.547
156	tert-Butyl Ethyl ether	59	Compound Not Detected.					
157	tert-Amyl Methyl ether	73	Compound Not Detected.					
158	1,2,3-Trimethylbenzene	105	11.368	11.368	(1.005)	4036	0.76536	0.1531(aA)

QC Flag Legend

a - Target compound detected but, quantitated amount
Below Limit Of Quantitation(BLOQ).
A - Target compound detected but, quantitated amount
exceeded maximum amount.

Data File: \\cansvr11\dd\chem\MSV\a3ux14.i\R00301B.b\148279.D
Report Date: 02-Mar-2010 09:11

TestAmerica North Canton

INTERNAL STANDARD COMPOUNDS
AREA AND RT SUMMARY

Instrument ID: a3ux14.i
Calibration Date: 01-MAR-2010
Lab File ID: 148279.D
Calibration Time: 12:59
Lab Smp Id: QCMDL
Analysis Type: VOA
Level: LOW
Quant Type: ISTD
Sample Type: SOIL
Operator: 2807
Method File: \\cansvr11\dd\chem\MSV\a3ux14.i\R00301B.b\8260SUX14.m
Misc Info: R00301B,8260SUX14,,2807

		AREA LIMIT			
COMPOUND	STANDARD	LOWER	UPPER	SAMPLE	%DIFF
1 Fluorobenzene	1436797	718399	2873594	1373986	-4.37
2 Chlorobenzene-d5	1035641	517821	2071282	1006453	-2.82
3 1,4-Dichlorobenze	561590	280795	1123180	557665	-0.70

		RT LIMIT			
COMPOUND	STANDARD	LOWER	UPPER	SAMPLE	%DIFF
1 Fluorobenzene	6.60	6.10	7.10	6.60	0.00
2 Chlorobenzene-d5	9.33	8.83	9.83	9.33	0.00
3 1,4-Dichlorobenze	11.31	10.81	11.81	11.31	0.00

AREA UPPER LIMIT = +100% of internal standard area.
AREA LOWER LIMIT = - 50% of internal standard area.
RT UPPER LIMIT = + 0.50 minutes of internal standard RT.
RT LOWER LIMIT = - 0.50 minutes of internal standard RT.

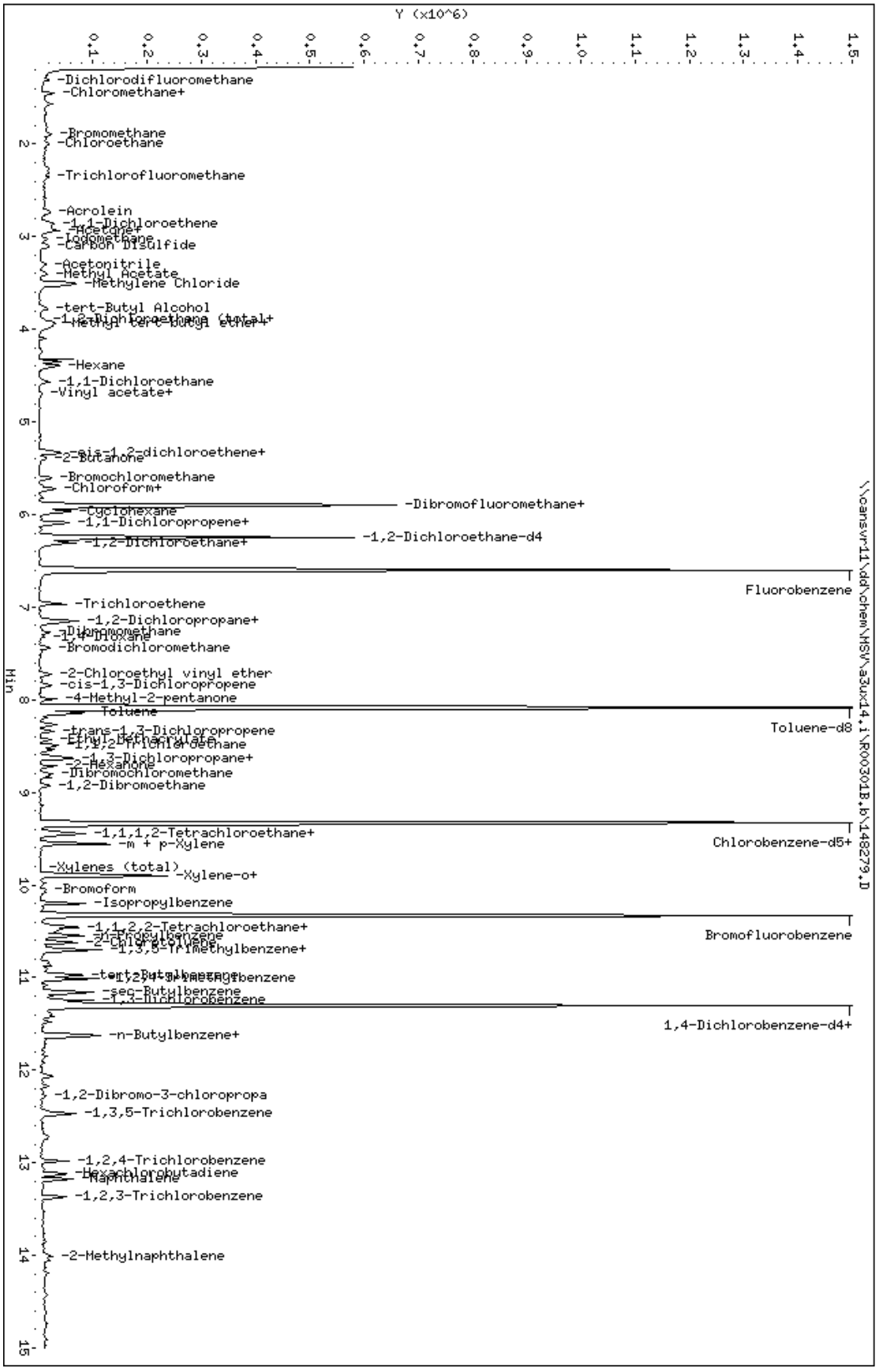
Y (x10^6)
Min
-Dichlorodifluoromethane
-Chloromethane+
-Bromomethane
-Chloroethane
-Trichlorofluoromethane
-Acrolein
-1,1-Dichloroethene
-Acetone+
-Iodomethane
-Carbon Disulfide
-Acetonitrile
-Methyl Acetate
-Methylene Chloride
-tert-Butyl Alcohol
-trans-1,2-Dichloroethene (total)+
-Methyl tert-butyl ether+
-Hexane
-1,1-Dichloroethane
-Vinyl acetate+
-cis-1,2-dichloroethene+
-2-Butanone
-Bromochloromethane
-Chloroform+
-Cyclohexane
-1,1,1-Trichloroethane
-1,1-Dichloropropene+
-Carbon tetrachloride+
-1,2-Dichloroethane-d4
-Dibromofluoromethane+
Fluorobenzene
-Trichloroethene
-1,2-Dichloropropane+
-Dibromomethane
-1,4-Dioxane
-Bromodichloromethane
-2-Chloroethyl vinyl ether
-cis-1,3-Dichloropropene
-4-Methyl-2-pentanone
-Toluene
-trans-1,3-Dichloropropene
-Ethyl Methacrylate
-1,1,2-Trichloroethane
-1,3-Dichloropropane+
-2-Hexanone
-Dibromochloromethane
-1,2-Dibromoethane
Toluene-d8
-1,1,1,2-Tetrachloroethane+
-m + p-Xylene
-Xylenes (total)
-Xylene-o+
-Bromoform
-Isopropylbenzene
-1,1,2,2-Tetrachloroethane+
-n-Propylbenzene
-2-Chlorotoluene
-1,3,5-Trimethylbenzene+
-tert-Butylbenzene
-1,2,4-Trimethylbenzene
-sec-Butylbenzene
-1,3-Dichlorobenzene
Chlorobenzene-d5+
Bromofluorobenzene
1,4-Dichlorobenzene-d4+
-n-Butylbenzene+
-1,2-Dibromo-3-chloropropa
-1,3,5-Trichlorobenzene
-1,2,4-Trichlorobenzene
-Hexachlorobutadiene
-Naphthalene
-1,2,3-Trichlorobenzene
-2-Methylnaphthalene
\\cansvr11\dd\chem\MSV\a3ux14.i\R00301B.b\148279.D
Data File: \\cansvr11\dd\chem\MSV\a3ux14.i\R00301B.b\148279.D
Date : 02-MAR-2010 00:15
Client ID:
Sample Info: QCMDL
Purge Volume: 5.0
Column phase: DB624
Instrument: a3ux14.i
Operator: 2807
Column diameter: 0.18

TestAmerica
THE LEADER IN ENVIRONMENTAL TESTING

RAW QC DATA

TestAmerica North Canton

Data file : \\cansvr11\dd\chem\MSV\a3ux8a.i\M00226A-IC.b\BFB8199.D
Lab Smp Id: 50NG INJECTION OF B Client Smp ID: 50NGBFB
Inj Date : 26-FEB-2010 17:28
Operator : 402279 Inst ID: a3ux8a.i
Smp Info : 50NG INJECTION OF BFB
Misc Info : M00226A-IC,BFBSUX8,,402279
Comment   :
Method   : \\cansvr11\dd\chem\MSV\a3ux8a.i\M00226A-IC.b\BFBSUX8.m
Meth Date : 12-Nov-2003 19:41 laveyt Quant Type: ESTD
Cal Date : Cal File:
Als bottle: 2 QC Sample: BFB
Dil Factor: 1.00000
Integrator: HP RTE Compound Sublist: all.sub
Target Version: 4.14 Sample Matrix: SOIL
Processing Host: CANSVR11

Concentration Formula: Amt * DF * Uf * Vf * CpndVariable

Name	Value	Description
DF	1.000	Dilution Factor
Uf	1.000	ng unit correction factor
Vf	1.000	Volumetric correction factor
Cpnd Variable		Local Compound Variable

RT	EXP RT	DLT RT	MASS	RESPONSE	CONCENTRATIONS ON-COL (ug/L)	CONCENTRATIONS FINAL (ug/Kg)	TARGET RANGE	RATIO
1 bfb						CAS #: 460-00-4		
3.839	3.542	0.297	95	26008			100.00- 100.00	100.00
3.839	3.542	0.297	50	7038			15.00- 40.00	27.06
3.839	3.542	0.297	75	12905			30.00- 60.00	49.62
3.839	3.542	0.297	96	1824			5.00- 9.00	7.01
3.839	3.542	0.297	173	0	0.0	0.0	0.00- 2.00	0.00
3.839	3.542	0.297	174	21816			50.00- 100.00	83.88
3.839	3.542	0.297	175	1645			5.00- 9.00	7.54
3.839	3.542	0.297	176	21144			95.00- 101.00	96.92
3.839	3.542	0.297	177	1214			5.00- 9.00	5.74

Data File: \\cansvr11\dd\chem\MSV\a3ux8a.i\M00226A-IC.b\BFB8199.D Page 1
Date : 26-FEB-2010 17:28
Client ID: 50NGBFB Instrument: a3ux8a.i
Sample Info: 50NG INJECTION OF BFB
Operator: 402279
Column phase: DB624 20m Column diameter: 0.18

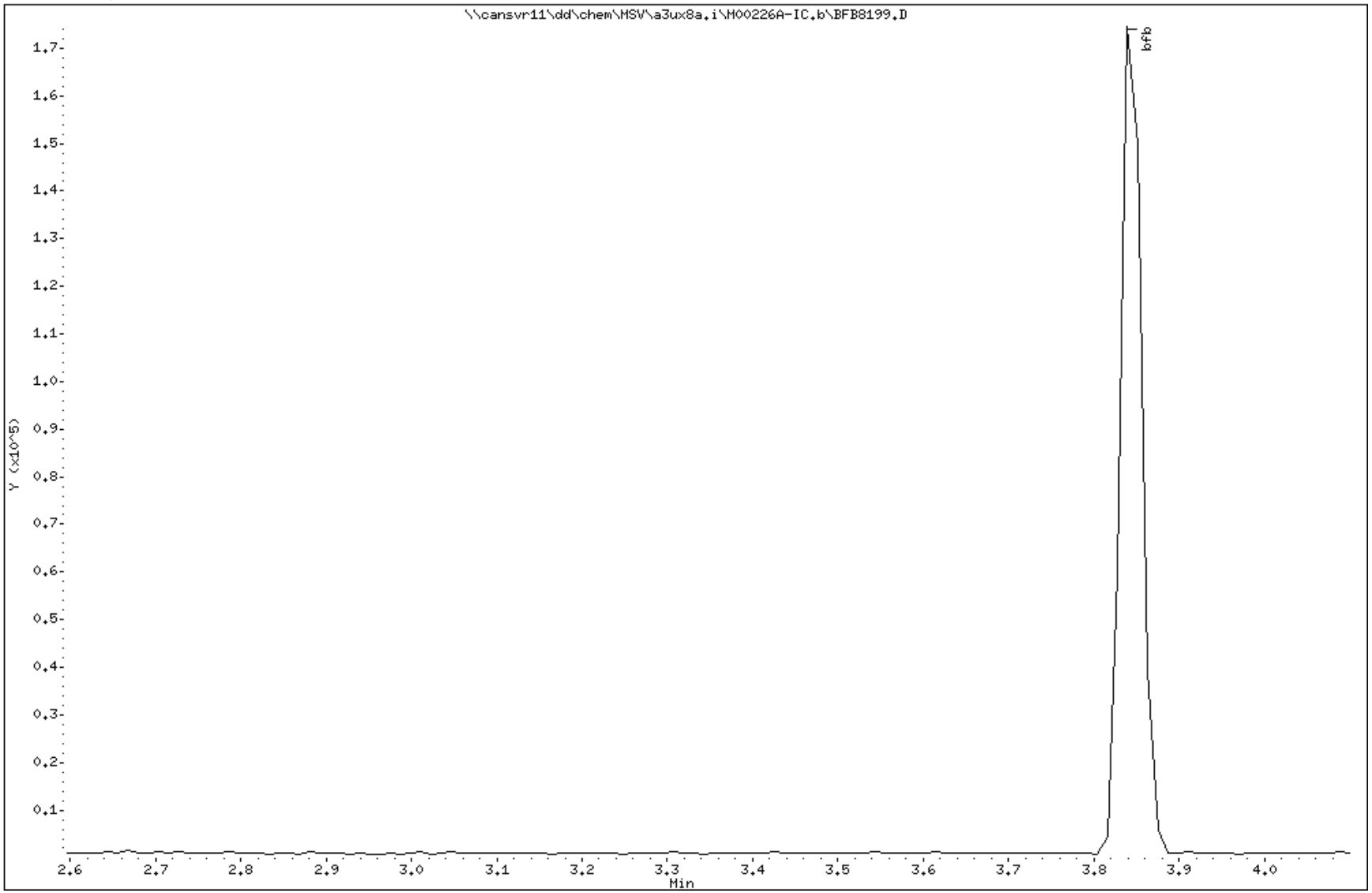

Data File: \\cansvr11\dd\chem\MSV\a3ux8a.i\M00226A-IC.b\BFB8199.D

Date : 26-FEB-2010 17:28

Client ID: 50NGBFB Instrument: a3ux8a.i

Sample Info: 50NG INJECTION OF BFB

Operator: 402279

Column phase: DB624 20m Column diameter: 0.18

1 bfb

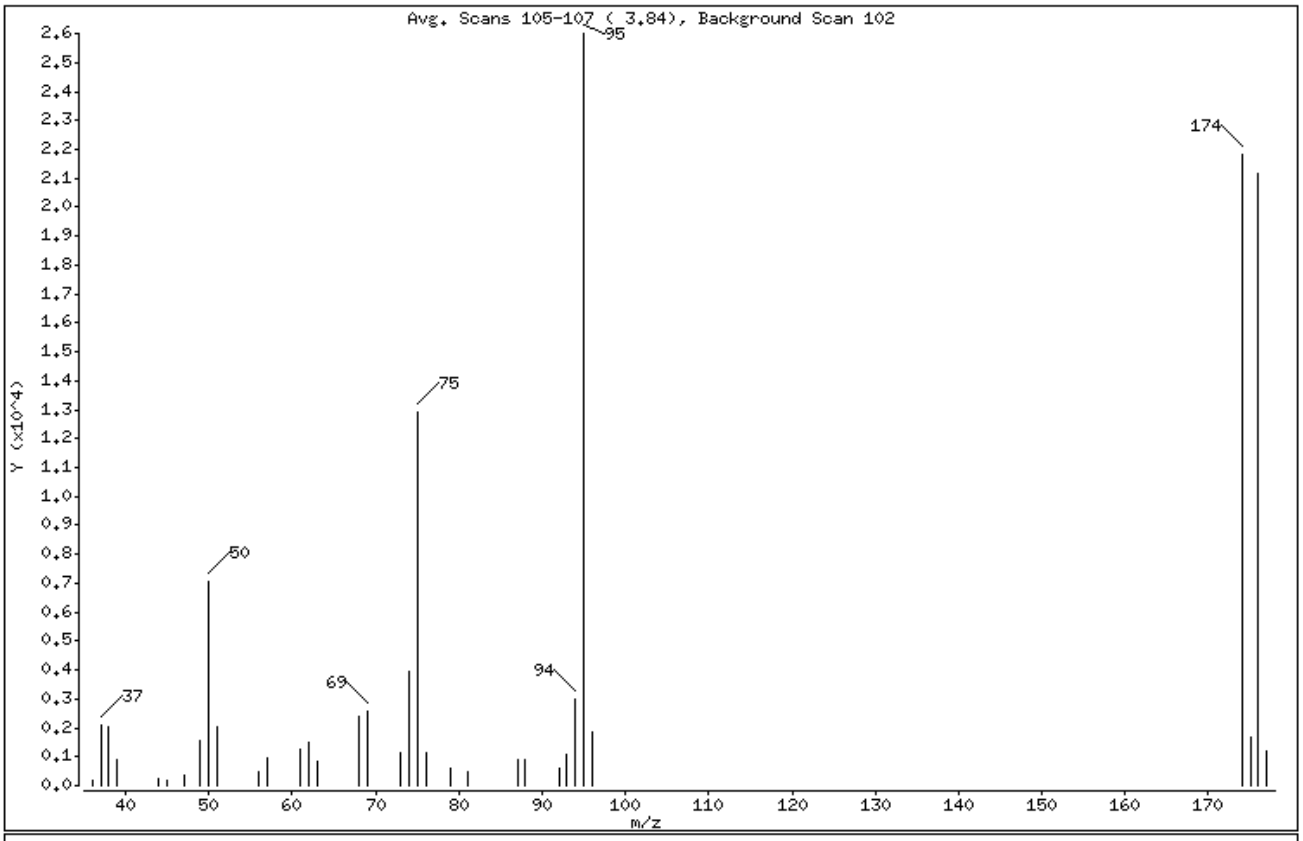

m/e	ION ABUNDANCE CRITERIA	% RELATIVE ABUNDANCE
95	Base Peak, 100% relative abundance	100.00
50	15.00 - 40.00% of mass 95	27.06
75	30.00 - 60.00% of mass 95	49.62
96	5.00 - 9.00% of mass 95	7.01
173	Less than 2.00% of mass 174	0.00 (0.00)
174	50.00 - 100.00% of mass 95	83.88
175	5.00 - 9.00% of mass 174	6.32 (7.54)
176	95.00 - 101.00% of mass 174	81.30 (96.92)
177	5.00 - 9.00% of mass 176	4.67 (5.74)

Date : 26-FEB-2010 17:28

Client ID: 50NGBFB Instrument: a3ux8a.i

Sample Info: 50NG INJECTION OF BFB

Operator: 402279

Column phase: DB624 20m Column diameter: 0.18

Data File: BFB8199.D
Spectrum: Avg. Scans 105-107 (3.84), Background Scan 102
Location of Maximum: 95.00
Number of points: 34

m/z	Y	m/z	Y	m/z	Y	m/z	Y
36.00	176	51.00	2061	74.00	3925	94.00	3014
37.00	2080	56.00	452	75.00	12905	95.00	26008
38.00	2040	57.00	939	76.00	1125	96.00	1824
39.00	893	61.00	1276	79.00	608	174.00	21816
44.00	249	62.00	1485	81.00	455	175.00	1645
45.00	205	63.00	858	87.00	902	176.00	21144
47.00	374	68.00	2376	88.00	903	177.00	1214
49.00	1575	69.00	2548	92.00	613		
50.00	7038	73.00	1130	93.00	1063		

TestAmerica North Canton

Data file : \\cansvr11\dd\chem\MSV\a3ux8a.i\M00302A.b\BFB8201.D
Lab Smp Id: 50NG INJECTION OF B Client Smp ID: 50NGBFB
Inj Date : 02-MAR-2010 18:02
Operator : 402279 Inst ID: a3ux8a.i
Smp Info : 50NG INJECTION OF BFB
Misc Info : M00302A,BFBSUX8,,402279
Comment   :
Method   : \\cansvr11\dd\chem\MSV\a3ux8a.i\M00302A.b\BFBSUX8.m
Meth Date : 12-Nov-2003 19:41 laveyt Quant Type: ESTD
Cal Date : Cal File:
Als bottle: 2 QC Sample: BFB
Dil Factor: 1.00000
Integrator: HP RTE Compound Sublist: all.sub
Target Version: 4.14 Sample Matrix: SOIL
Processing Host: CANSVR11

Concentration Formula: Amt * DF * Uf * Vf * CpndVariable

Name	Value	Description
DF	1.000	Dilution Factor
Uf	1.000	ng unit correction factor
Vf	1.000	Volumetric correction factor
Cpnd Variable		Local Compound Variable

					CONCENTRATIONS ON-COL	FINAL		
RT	EXP RT	DLT RT	MASS	RESPONSE	(ug/L)	(ug/Kg)	TARGET RANGE	RATIO
1 bfb						CAS #: 460-00-4		
3.838	3.542	0.296	95	38272			100.00- 100.00	100.00
3.838	3.542	0.296	50	9915			15.00- 40.00	25.91
3.838	3.542	0.296	75	18048			30.00- 60.00	47.16
3.838	3.542	0.296	96	2686			5.00- 9.00	7.02
3.838	3.542	0.296	173	0	0.0	0.0	0.00- 2.00	0.00
3.838	3.542	0.296	174	31984			50.00- 100.00	83.57
3.838	3.542	0.296	175	2643			5.00- 9.00	8.26
3.838	3.542	0.296	176	30688			95.00- 101.00	95.95
3.838	3.542	0.296	177	2058			5.00- 9.00	6.71

Data File: \\cansvr11\dd\chem\MSV\a3ux8a.i\M00302A.b\BFB8201.D

Page 1

Date : 02-MAR-2010 18:02

Client ID: 50NGBFB

Instrument: a3ux8a.i

Sample Info: 50NG INJECTION OF BFB

Operator: 402279

Column phase: DB624 20m

Column diameter: 0.18

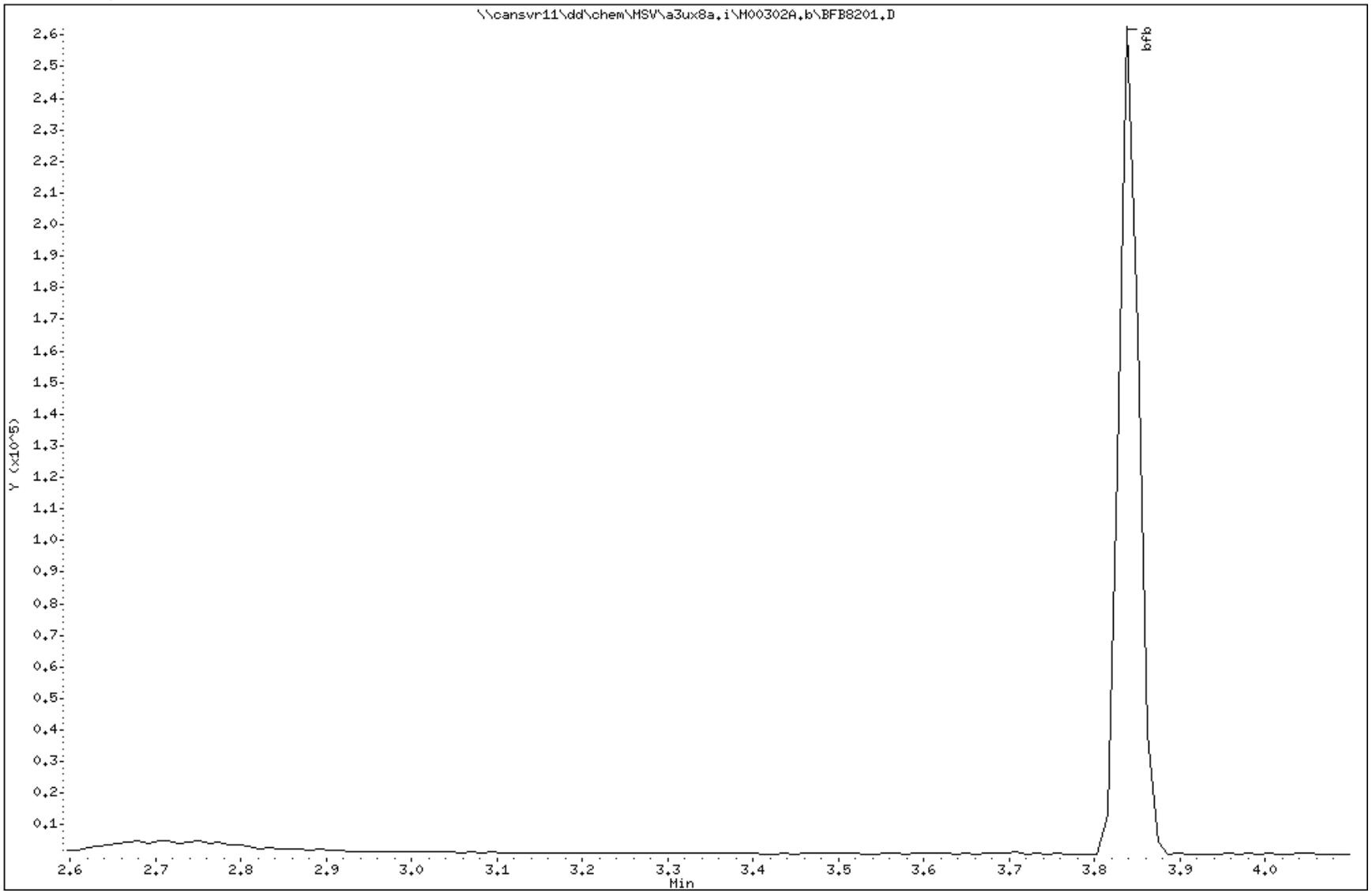

Data File: \\cansvr11\dd\chem\MSV\a3ux8a.i\M00302A.b\BFB8201.D

Date : 02-MAR-2010 18:02

Client ID: 50NGBFB

Instrument: a3ux8a.i

Sample Info: 50NG INJECTION OF BFB

Operator: 402279

Column phase: DB624 20m

Column diameter: 0.18

1 bfb

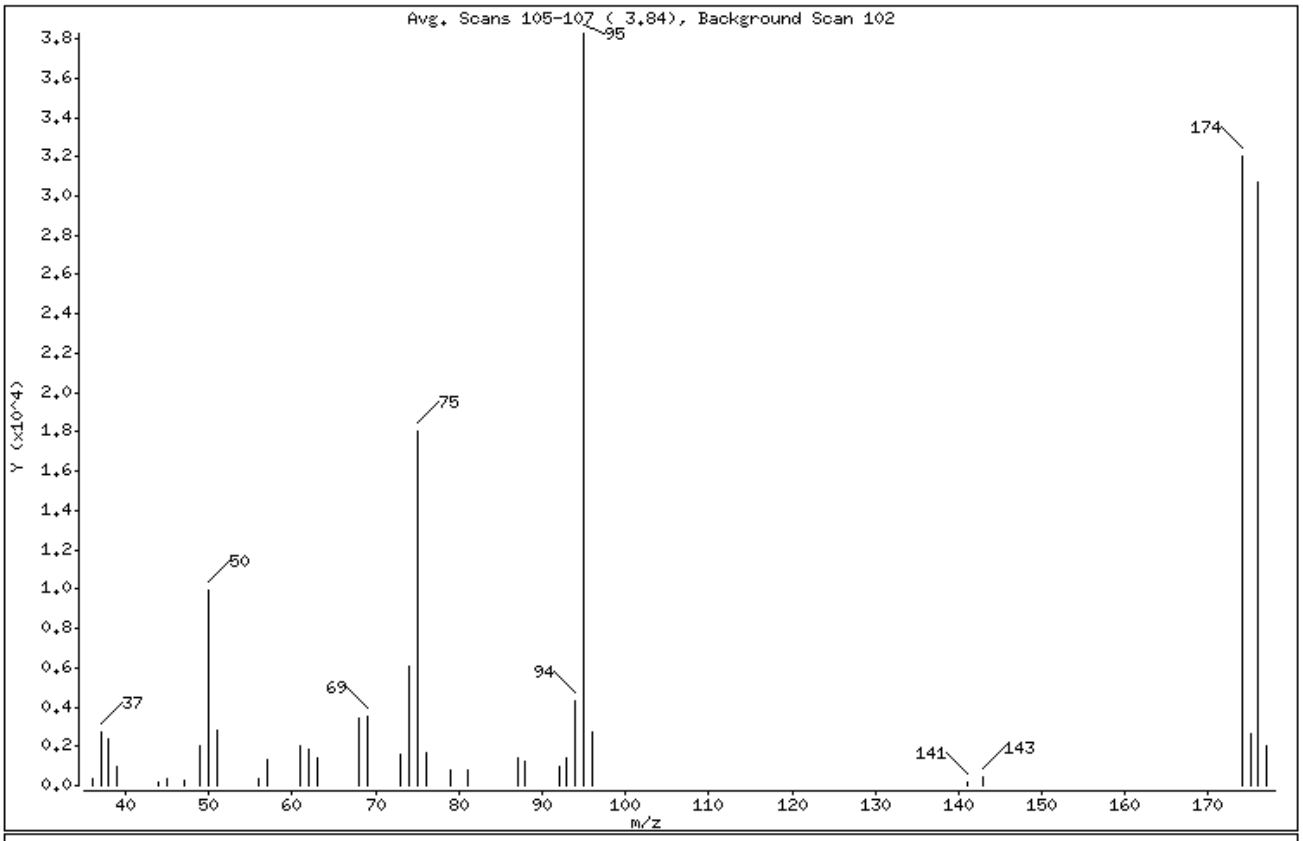

m/e	ION ABUNDANCE CRITERIA	% RELATIVE ABUNDANCE
95	Base Peak, 100% relative abundance	100.00
50	15.00 - 40.00% of mass 95	25.91
75	30.00 - 60.00% of mass 95	47.16
96	5.00 - 9.00% of mass 95	7.02
173	Less than 2.00% of mass 174	0.00 (0.00)
174	50.00 - 100.00% of mass 95	83.57
175	5.00 - 9.00% of mass 174	6.91 (8.26)
176	95.00 - 101.00% of mass 174	80.18 (95.95)
177	5.00 - 9.00% of mass 176	5.38 (6.71)

Date : 02-MAR-2010 18:02

Client ID: 50NGBFB Instrument: a3ux8a.i

Sample Info: 50NG INJECTION OF BFB

Operator: 402279

Column phase: DB624 20m Column diameter: 0.18

Data File: BFB8201.D
Spectrum: Avg. Scans 105-107 (3.84), Background Scan 102
Location of Maximum: 95.00
Number of points: 36

m/z	Y	m/z	Y	m/z	Y	m/z	Y
36.00	358	56.00	361	76.00	1675	141.00	178
37.00	2753	57.00	1301	79.00	823	143.00	427
38.00	2343	61.00	2023	81.00	830	174.00	31984
39.00	925	62.00	1869	87.00	1445	175.00	2643
44.00	144	63.00	1446	88.00	1238	176.00	30688
45.00	352	68.00	3420	92.00	981	177.00	2058
47.00	242	69.00	3561	93.00	1451		
49.00	2063	73.00	1597	94.00	4283		
50.00	9915	74.00	6049	95.00	38272		
51.00	2848	75.00	18048	96.00	2686		

TestAmerica North Canton

Data file : \\cansvr11\dd\chem\MSV\a3ux14.i\R00114A-IC.b\BFB14310.D
Lab Smp Id: 50NG INJECTION OF B Client Smp ID: 50NGBFB
Inj Date : 14-JAN-2010 10:00
Operator : 2807 Inst ID: a3ux14.i
Smp Info : 50NG INJECTION OF BFB
Misc Info : R00114A-IC,BFBSUX14,,2807
Comment   :
Method   : \\cansvr11\dd\chem\MSV\a3ux14.i\R00114A-IC.b\BFBSUX14.m
Meth Date : 28-May-2008 09:44 Quant Type: ESTD
Cal Date : Cal File:
Als bottle: 2 QC Sample: BFB
Dil Factor: 1.00000
Integrator: HP RTE Compound Sublist: all.sub
Target Version: 4.14 Sample Matrix: SOIL
Processing Host: CANSVR11

Concentration Formula: Amt * DF * Uf * Vf * CpndVariable

Name	Value	Description
DF	1.000	Dilution Factor
Uf	1.000	ng unit correction factor
Vf	1.000	Volumetric correction factor
Cpnd Variable		Local Compound Variable

					CONCENTRATIONS ON-COL (ug/L)	FINAL (ug/Kg)		
RT	EXP RT	DLT RT	MASS	RESPONSE			TARGET RANGE	RATIO
1 bfb						CAS #: 460-00-4		
4.289	4.118	0.171	95	292544			100.00- 100.00	100.00
4.289	4.118	0.171	50	53352			15.00- 40.00	18.24
4.289	4.118	0.171	75	130200			30.00- 60.00	44.51
4.289	4.118	0.171	96	19416			5.00- 9.00	6.64
4.289	4.118	0.171	173	580			0.00- 2.00	0.23
4.289	4.118	0.171	174	248000			50.00- 120.00	84.77
4.289	4.118	0.171	175	17632			5.00- 9.00	7.11
4.289	4.118	0.171	176	239040			95.00- 101.00	96.39
4.289	4.118	0.171	177	15716			5.00- 9.00	6.57

Data File: \\cansvr11\dd\chem\MSV\a3ux14.i\R00114A-IC.b\BFB14310.D Page 1
Date : 14-JAN-2010 10:00
Client ID: 50NGBFB Instrument: a3ux14.i
Sample Info: 50NG INJECTION OF BFB
Operator: 2807
Column phase: DB624 20m Column diameter: 0.18

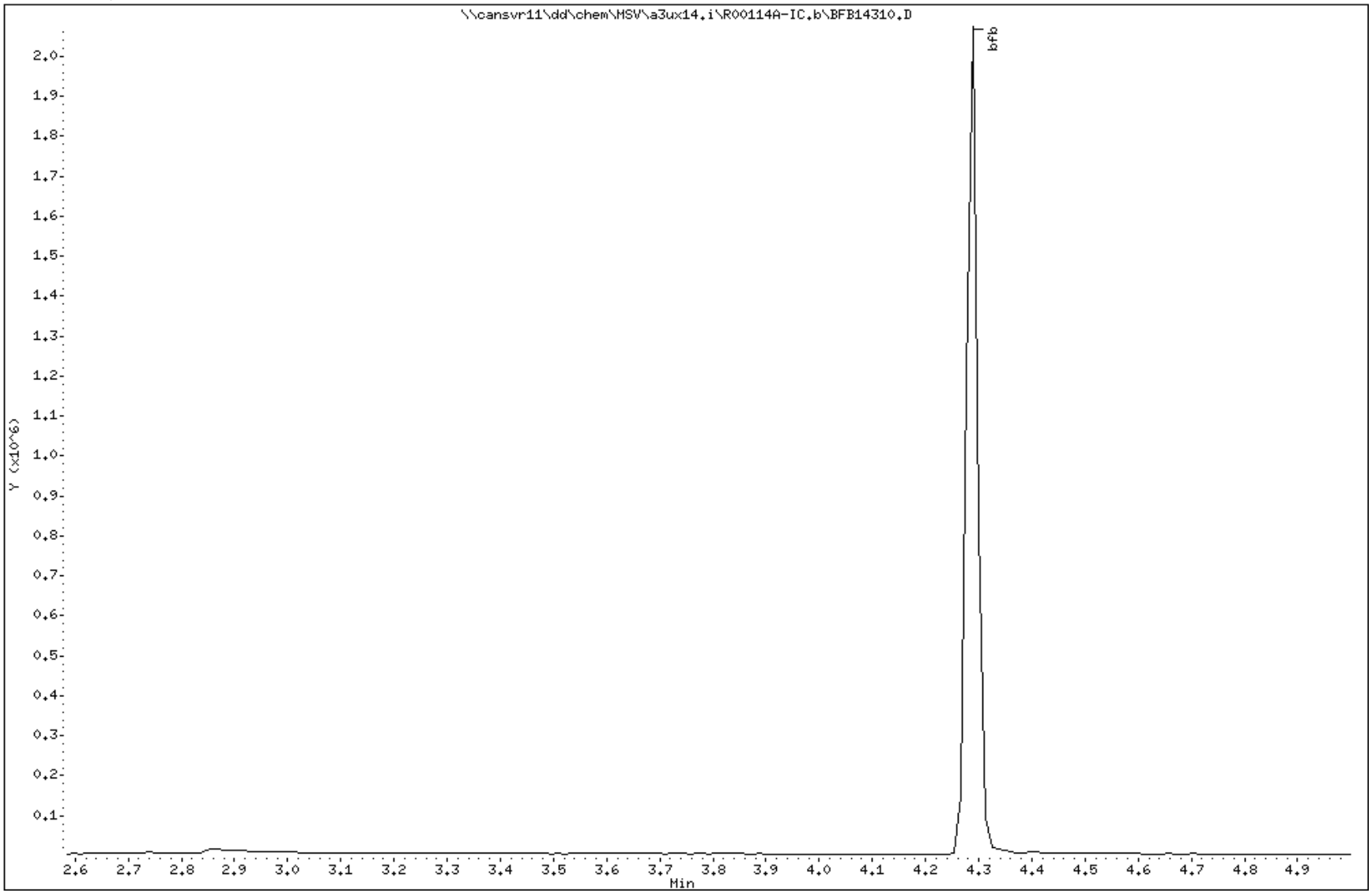

Data File: \\cansvr11\dd\chem\MSV\a3ux14.i\R00114A-IC.b\BFB14310.D Page 2

Date : 14-JAN-2010 10:00

Client ID: 50NGBFB Instrument: a3ux14.i

Sample Info: 50NG INJECTION OF BFB

Operator: 2807

Column phase: DB624 20m Column diameter: 0.18

1 bfb

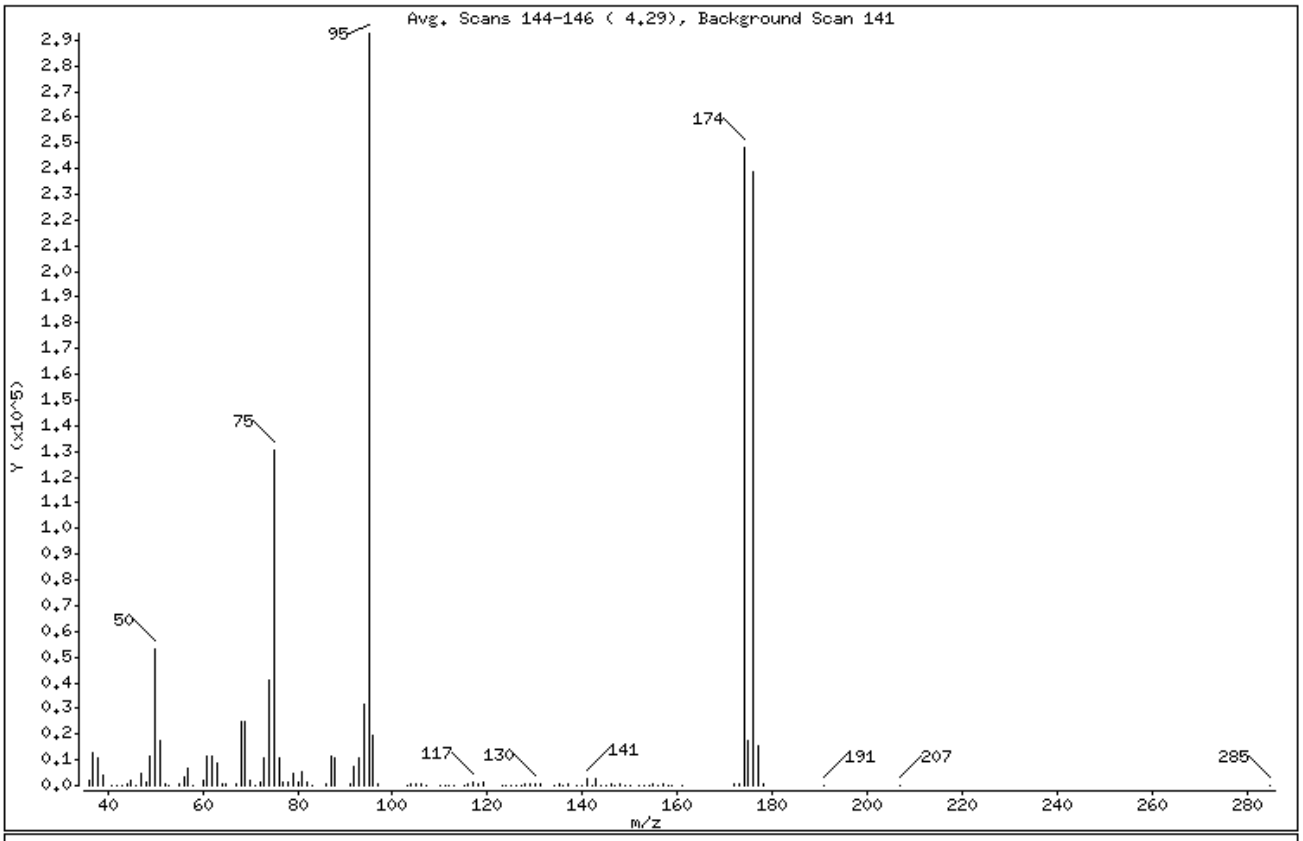

m/e	ION ABUNDANCE CRITERIA	% RELATIVE ABUNDANCE
95	Base Peak, 100% relative abundance	100.00
50	15.00 - 40.00% of mass 95	18.24
75	30.00 - 60.00% of mass 95	44.51
96	5.00 - 9.00% of mass 95	6.64
173	Less than 2.00% of mass 174	0.20 (0.23)
174	50.00 - 120.00% of mass 95	84.77
175	5.00 - 9.00% of mass 174	6.03 (7.11)
176	95.00 - 101.00% of mass 174	81.71 (96.39)
177	5.00 - 9.00% of mass 176	5.37 (6.57)

Date : 14-JAN-2010 10:00

Client ID: 50NGBFB Instrument: a3ux14.i

Sample Info: 50NG INJECTION OF BFB

Operator: 2807

Column phase: DB624 20m Column diameter: 0.18

Data File: BFB14310.D
Spectrum: Avg. Scans 144-146 (4.29), Background Scan 141
Location of Maximum: 95.00
Number of points: 112

m/z	Y	m/z	Y	m/z	Y	m/z	Y
36.00	2026	69.00	25128	107.00	245	145.00	229
37.00	12651	70.00	1747	110.00	201	146.00	346
38.00	10885	71.00	140	111.00	55	147.00	237
39.00	4160	72.00	1152	112.00	60	148.00	648
41.00	106	73.00	10976	113.00	99	149.00	219
42.00	51	74.00	40944	115.00	220	150.00	234
43.00	113	75.00	130200	116.00	833	152.00	156
44.00	859	76.00	10628	117.00	1501	153.00	165
45.00	2194	77.00	1664	118.00	871	154.00	184
46.00	251	78.00	1032	119.00	1311	155.00	698
47.00	4631	79.00	4699	123.00	50	156.00	146
48.00	1595	80.00	1399	124.00	126	157.00	453
49.00	11357	81.00	5329	125.00	51	158.00	72
50.00	53352	82.00	1164	126.00	57	159.00	307
51.00	17720	83.00	142	127.00	53	161.00	299
52.00	644	86.00	415	128.00	838	172.00	753
53.00	60	87.00	11643	129.00	432	173.00	580
55.00	635	88.00	10581	130.00	906	174.00	248000
56.00	3687	91.00	797	131.00	341	175.00	17632
57.00	6493	92.00	7572	134.00	53	176.00	239040
58.00	264	93.00	10628	135.00	386	177.00	15716
60.00	2205	94.00	31352	136.00	148	178.00	617
61.00	11720	95.00	292544	137.00	451	191.00	112
62.00	11556	96.00	19416	139.00	148	207.00	214
63.00	8408	97.00	565	140.00	123	285.00	52
64.00	780	103.00	116	141.00	2571		
65.00	373	104.00	966	142.00	282		
67.00	557	105.00	342	143.00	2567		
68.00	25072	106.00	912	144.00	160		

TestAmerica North Canton

Data file : \\cansvr11\dd\chem\MSV\a3ux14.i\R00301B.b\BFB14342.D
Lab Smp Id: 50NG INJECTION OF B Client Smp ID: 50NGBFB
Inj Date : 01-MAR-2010 12:16
Operator : 2807 Inst ID: a3ux14.i
Smp Info : 50NG INJECTION OF BFB
Misc Info : R00301B,BFBSUX14,,2807
Comment   :
Method   : \\cansvr11\dd\chem\MSV\a3ux14.i\R00301B.b\BFBSUX14.m
Meth Date : 28-May-2008 09:44 Quant Type: ESTD
Cal Date : Cal File:
Als bottle: 2 QC Sample: BFB
Dil Factor: 1.00000
Integrator: HP RTE Compound Sublist: all.sub
Target Version: 4.14 Sample Matrix: SOIL
Processing Host: CANSVR11

Concentration Formula: Amt * DF * Uf * Vf * CpndVariable

Name	Value	Description
DF	1.000	Dilution Factor
Uf	1.000	ng unit correction factor
Vf	1.000	Volumetric correction factor
Cpnd Variable		Local Compound Variable

					CONCENTRATIONS ON-COL	FINAL		
RT	EXP RT	DLT RT	MASS	RESPONSE	(ug/L)	(ug/Kg)	TARGET RANGE	RATIO
1 bfb						CAS #: 460-00-4		
4.289	4.118	0.171	95	269632			100.00- 100.00	100.00
4.289	4.118	0.171	50	47256			15.00- 40.00	17.53
4.289	4.118	0.171	75	116168			30.00- 60.00	43.08
4.289	4.118	0.171	96	18160			5.00- 9.00	6.74
4.289	4.118	0.171	173	1665			0.00- 2.00	0.74
4.289	4.118	0.171	174	223872			50.00- 120.00	83.03
4.289	4.118	0.171	175	16075			5.00- 9.00	7.18
4.289	4.118	0.171	176	215296			95.00- 101.00	96.17
4.289	4.118	0.171	177	13865			5.00- 9.00	6.44

Data File: \\cansvr11\dd\chem\MSV\a3ux14.i\R00301B.b\BFB14342.D

Page 1

Date : 01-MAR-2010 12:16

Client ID: 50NGBFB

Instrument: a3ux14.i

Sample Info: 50NG INJECTION OF BFB

Operator: 2807

Column phase: DB624 20m

Column diameter: 0.18

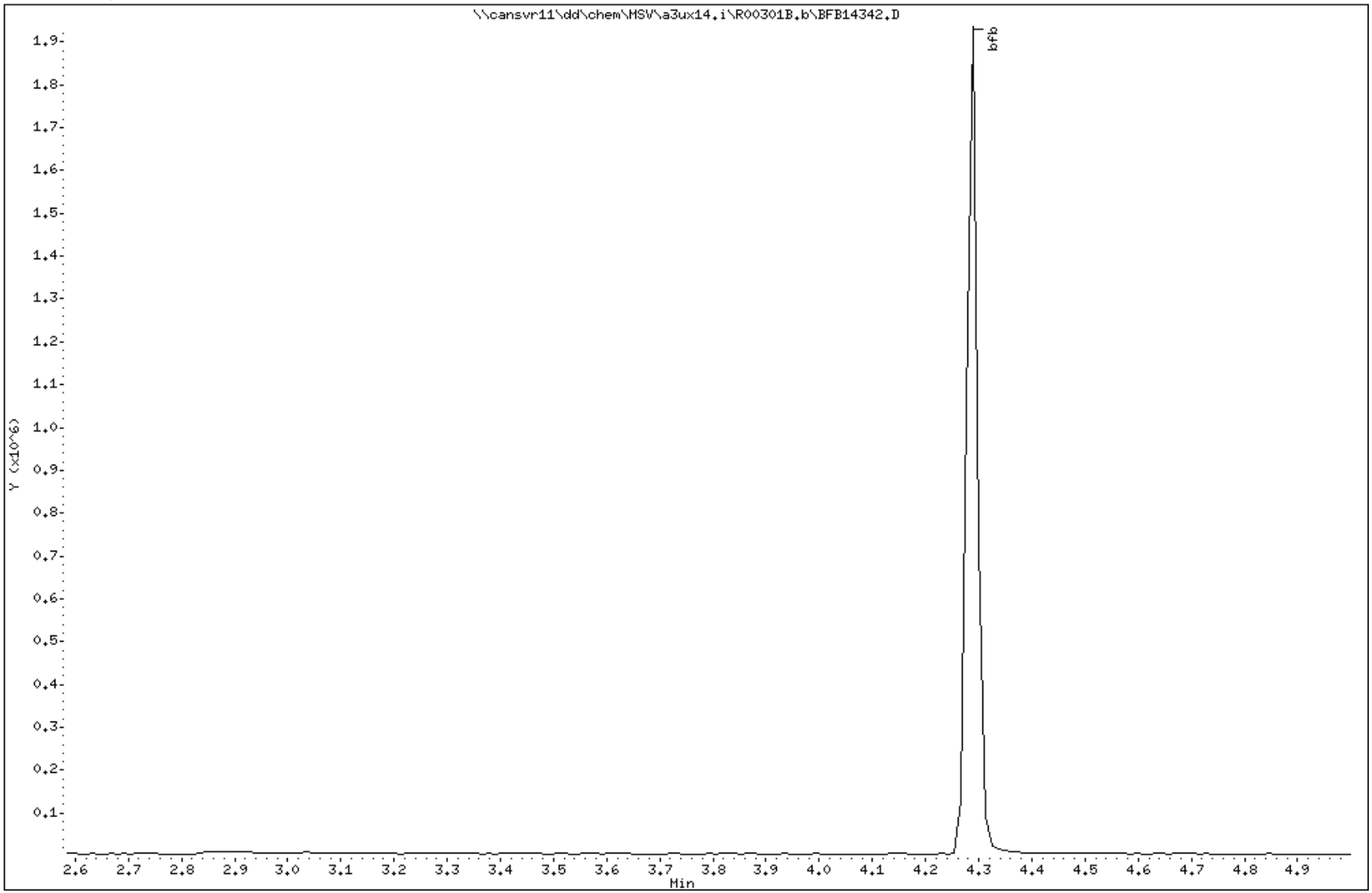

Data File: \\cansvr11\dd\chem\MSV\a3ux14.i\R00301B.b\BFB14342.D

Date : 01-MAR-2010 12:16

Client ID: 50NGBFB

Instrument: a3ux14.i

Sample Info: 50NG INJECTION OF BFB

Operator: 2807

Column phase: DB624 20m

Column diameter: 0.18

1 bfb

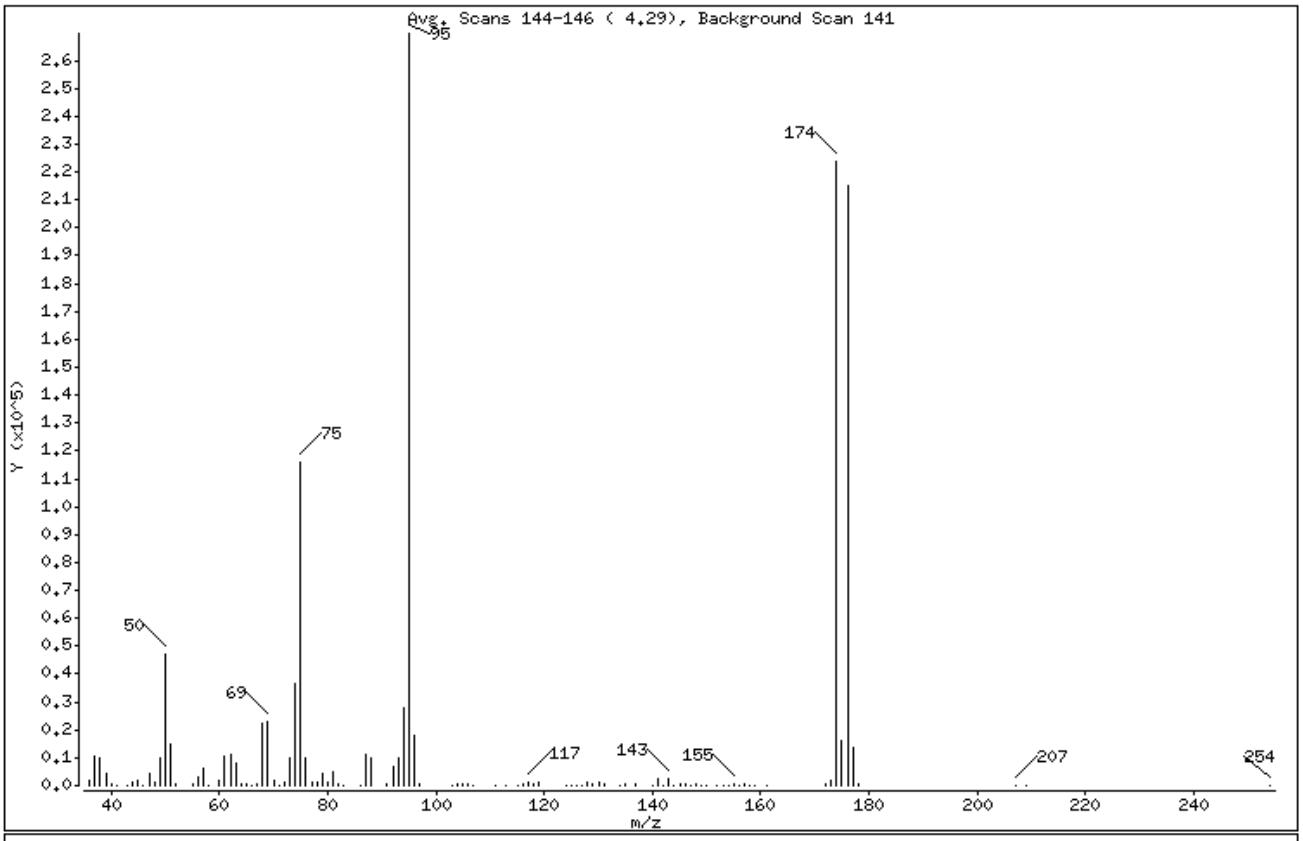

m/e	ION ABUNDANCE CRITERIA	% RELATIVE ABUNDANCE
95	Base Peak, 100% relative abundance	100.00
50	15.00 - 40.00% of mass 95	17.53
75	30.00 - 60.00% of mass 95	43.08
96	5.00 - 9.00% of mass 95	6.74
173	Less than 2.00% of mass 174	0.62 (0.74)
174	50.00 - 120.00% of mass 95	83.03
175	5.00 - 9.00% of mass 174	5.96 (7.18)
176	95.00 - 101.00% of mass 174	79.85 (96.17)
177	5.00 - 9.00% of mass 176	5.14 (6.44)

Date : 01-MAR-2010 12:16

Client ID: 50NGBFB Instrument: a3ux14.i

Sample Info: 50NG INJECTION OF BFB

Operator: 2807

Column phase: DB624 20m Column diameter: 0.18

Data File: BFB14342.D
Spectrum: Avg. Scans 144-146 (4.29), Background Scan 141
Location of Maximum: 95.00
Number of points: 107

m/z	Y	m/z	Y	m/z	Y	m/z	Y
36.00	1839	67.00	521	103.00	60	144.00	134
37.00	10766	68.00	22144	104.00	928	145.00	315
38.00	9894	69.00	22968	105.00	368	146.00	384
39.00	4502	70.00	1861	106.00	838	147.00	174
40.00	326	71.00	134	107.00	184	148.00	633
41.00	127	72.00	1089	111.00	210	149.00	198
43.00	146	73.00	9923	113.00	249	150.00	301
44.00	1170	74.00	36672	115.00	21	152.00	55
45.00	2067	75.00	116168	116.00	811	153.00	167
46.00	164	76.00	9987	117.00	1343	154.00	150
47.00	4133	77.00	1489	118.00	813	155.00	685
48.00	1266	78.00	1085	119.00	1128	156.00	115
49.00	9818	79.00	4269	124.00	221	157.00	431
50.00	47256	80.00	1389	125.00	56	158.00	152
51.00	15140	81.00	4998	126.00	53	159.00	282
52.00	527	82.00	883	127.00	55	161.00	210
55.00	481	83.00	93	128.00	997	172.00	842
56.00	3123	86.00	304	129.00	363	173.00	1665
57.00	6255	87.00	11032	130.00	963	174.00	223872
58.00	304	88.00	10104	131.00	375	175.00	16075
60.00	2110	91.00	678	134.00	55	176.00	215296
61.00	10246	92.00	6723	135.00	433	177.00	13865
62.00	11100	93.00	10221	137.00	413	178.00	406
63.00	7777	94.00	27744	140.00	135	207.00	123
64.00	848	95.00	269632	141.00	2203	209.00	91
65.00	568	96.00	18160	142.00	273	254.00	50
66.00	57	97.00	616	143.00	2402		

LABORATORY CONTROL SAMPLE EVALUATION REPORT

GC/MS Volatiles

Client Lot #...: A0B240490 **Work Order #...:** LV7H31AC-LCS **Matrix.....:** SOLID
LCS Lot-Sample#: A0C020000-193 LV7H31AD-LCSD
Prep Date.....: 03/01/10 **Analysis Date..:** 03/01/10
Prep Batch #...: 0061193
Dilution Factor: 1 **Final Wgt/Vol..:** 5 mL
Initial Wgt/Vol: 5 g

PARAMETER	PERCENT RECOVERY	RECOVERY LIMITS	RPD	RPD LIMITS	METHOD
1,1-Dichloroethene	113	(65 - 135)			SW846 8260B
	111	(65 - 135)	1.8	(0-30)	SW846 8260B
Trichloroethene	98	(75 - 125)			SW846 8260B
	108	(75 - 125)	9.8	(0-30)	SW846 8260B
Benzene	100	(75 - 125)			SW846 8260B
	98	(75 - 125)	1.5	(0-30)	SW846 8260B
Toluene	105	(70 - 125)			SW846 8260B
	100	(70 - 125)	4.8	(0-30)	SW846 8260B
Chlorobenzene	98	(75 - 125)			SW846 8260B
	95	(75 - 125)	3.1	(0-30)	SW846 8260B
Acetone	101	(20 - 160)			SW846 8260B
	115	(20 - 160)	13	(0-37)	SW846 8260B
Bromodichloromethane	101	(70 - 130)			SW846 8260B
	101	(70 - 130)	0.070	(0-30)	SW846 8260B
Bromoform	101	(55 - 135)			SW846 8260B
	103	(55 - 135)	2.2	(0-30)	SW846 8260B
Bromomethane	97	(30 - 160)			SW846 8260B
	99	(30 - 160)	1.6	(0-30)	SW846 8260B
2-Butanone	81	(30 - 160)			SW846 8260B
	84	(30 - 160)	3.8	(0-33)	SW846 8260B
Bromochloromethane	100	(70 - 125)			SW846 8260B
	99	(70 - 125)	0.62	(0-30)	SW846 8260B
Carbon disulfide	112	(45 - 160)			SW846 8260B
	113	(45 - 160)	1.1	(0-36)	SW846 8260B
Carbon tetrachloride	129	(65 - 135)			SW846 8260B
	124	(65 - 135)	4.2	(0-30)	SW846 8260B
Chloroethane	89	(40 - 155)			SW846 8260B
	92	(40 - 155)	3.2	(0-30)	SW846 8260B
Chloroform	100	(70 - 125)			SW846 8260B
	98	(70 - 125)	1.7	(0-30)	SW846 8260B
Chloromethane	79	(50 - 130)			SW846 8260B
	80	(50 - 130)	1.8	(0-30)	SW846 8260B
1,2-Dibromoethane	98	(70 - 125)			SW846 8260B
	98	(70 - 125)	0.060	(0-30)	SW846 8260B
1,1-Dichloroethane	103	(75 - 125)			SW846 8260B
	102	(75 - 125)	1.0	(0-47)	SW846 8260B
1,2-Dichloroethane	94	(70 - 135)			SW846 8260B
	96	(70 - 135)	1.6	(0-43)	SW846 8260B

(Continued on next page)

LABORATORY CONTROL SAMPLE EVALUATION REPORT

GC/MS Volatiles

Client Lot #...: A0B240490 **Work Order #...:** LV7H31AC-LCS **Matrix.....:** SOLID
LCS Lot-Sample#: A0C020000-193 LV7H31AD-LCSD

PARAMETER	PERCENT RECOVERY	RECOVERY LIMITS	RPD	RPD LIMITS	METHOD
1,2-Dichloropropane	96	(70 - 120)			SW846 8260B
	96	(70 - 120)	0.21	(0-30)	SW846 8260B
cis-1,3-Dichloropropene	94	(70 - 125)			SW846 8260B
	95	(70 - 125)	0.93	(0-40)	SW846 8260B
trans-1,3-Dichloropropene	98	(65 - 125)			SW846 8260B
	97	(65 - 125)	1.7	(0-32)	SW846 8260B
Ethylbenzene	106	(75 - 125)			SW846 8260B
	102	(75 - 125)	3.3	(0-30)	SW846 8260B
2-Hexanone	88	(45 - 145)			SW846 8260B
	96	(45 - 145)	7.9	(0-31)	SW846 8260B
Methylene chloride	105	(55 - 140)			SW846 8260B
	106	(55 - 140)	0.72	(0-30)	SW846 8260B
4-Methyl-2-pentanone	93	(45 - 145)			SW846 8260B
	95	(45 - 145)	2.1	(0-39)	SW846 8260B
Styrene	105	(75 - 125)			SW846 8260B
	102	(75 - 125)	3.2	(0-30)	SW846 8260B
1,1,2,2-Tetrachloroethane	96	(55 - 130)			SW846 8260B
	82	(55 - 130)	16	(0-30)	SW846 8260B
Tetrachloroethene	101	(65 - 140)			SW846 8260B
	95	(65 - 140)	6.9	(0-30)	SW846 8260B
1,1,2-Trichloroethane	95	(60 - 125)			SW846 8260B
	95	(60 - 125)	0.50	(0-30)	SW846 8260B
1,1,1-Trichloroethane	109	(70 - 135)			SW846 8260B
	110	(70 - 135)	0.28	(0-30)	SW846 8260B
Xylenes (total)	110	(75 - 125)			SW846 8260B
	105	(75 - 125)	4.6	(0-30)	SW846 8260B
Vinyl chloride	91	(60 - 125)			SW846 8260B
	92	(60 - 125)	0.36	(0-30)	SW846 8260B
1,2-Dibromo-3-chloro-propane	100	(40 - 135)			SW846 8260B
	107	(40 - 135)	6.7	(0-30)	SW846 8260B
1,3-Dichlorobenzene	99	(70 - 125)			SW846 8260B
	94	(70 - 125)	5.6	(0-30)	SW846 8260B
1,4-Dichlorobenzene	95	(70 - 125)			SW846 8260B
	90	(70 - 125)	5.9	(0-30)	SW846 8260B
1,2-Dichlorobenzene	99	(75 - 120)			SW846 8260B
	95	(75 - 120)	4.1	(0-30)	SW846 8260B
Dichlorodifluoromethane	63	(35 - 135)			SW846 8260B
	62	(35 - 135)	1.1	(0-30)	SW846 8260B
trans-1,2-Dichloroethene	106	(65 - 135)			SW846 8260B
	105	(65 - 135)	0.95	(0-30)	SW846 8260B

(Continued on next page)

LABORATORY CONTROL SAMPLE EVALUATION REPORT

GC/MS Volatiles

Client Lot #...: A0B240490 **Work Order #...:** LV7H31AC-LCS **Matrix.....:** SOLID
LCS Lot-Sample#: A0C020000-193 LV7H31AD-LCSD

PARAMETER	PERCENT RECOVERY	RECOVERY LIMITS	RPD	RPD LIMITS	METHOD
cis-1,2-Dichloroethene	103	(65 - 125)			SW846 8260B
	104	(65 - 125)	0.38	(0-30)	SW846 8260B
Naphthalene	101	(40 - 125)			SW846 8260B
	98	(40 - 125)	3.4	(0-30)	SW846 8260B
1,1,1,2-Tetrachloroethane	106	(75 - 125)			SW846 8260B
	103	(75 - 125)	2.7	(0-30)	SW846 8260B
Trichlorofluoromethane	114	(25 - 185)			SW846 8260B
	114	(25 - 185)	0.44	(0-30)	SW846 8260B
o-Xylene	112	(75 - 125)			SW846 8260B
	107	(75 - 125)	4.5	(0-30)	SW846 8260B
m-Xylene & p-Xylene	108	(80 - 125)			SW846 8260B
	103	(80 - 125)	4.6	(0-30)	SW846 8260B
Isopropylbenzene	112	(75 - 130)			SW846 8260B
	106	(75 - 130)	6.2	(0-30)	SW846 8260B
1,1-Dichloropropene	106	(70 - 135)			SW846 8260B
	103	(70 - 135)	3.6	(0-30)	SW846 8260B
1,2,3-Trichlorobenzene	101	(60 - 135)			SW846 8260B
	92	(60 - 135)	8.6	(0-30)	SW846 8260B
1,2,3-Trichloropropane	104	(65 - 130)			SW846 8260B
	102	(65 - 130)	2.2	(0-30)	SW846 8260B
1,2,4-Trichloro-benzene	103	(65 - 130)			SW846 8260B
	94	(65 - 130)	9.2	(0-30)	SW846 8260B
2,2-Dichloropropane	108	(65 - 135)			SW846 8260B
	111	(65 - 135)	2.5	(0-30)	SW846 8260B
2-Chlorotoluene	107	(70 - 130)			SW846 8260B
	102	(70 - 130)	4.5	(0-30)	SW846 8260B
4-Chlorotoluene	105	(75 - 125)			SW846 8260B
	99	(75 - 125)	6.5	(0-30)	SW846 8260B
Bromobenzene	97	(65 - 120)			SW846 8260B
	94	(65 - 120)	3.5	(0-30)	SW846 8260B
Dibromomethane	97	(75 - 130)			SW846 8260B
	101	(75 - 130)	4.1	(0-30)	SW846 8260B
Hexachlorobutadiene	96	(55 - 140)			SW846 8260B
	87	(55 - 140)	9.5	(0-50)	SW846 8260B
n-Butylbenzene	110	(65 - 140)			SW846 8260B
	102	(65 - 140)	8.2	(0-30)	SW846 8260B
n-Propylbenzene	106	(65 - 135)			SW846 8260B
	100	(65 - 135)	5.3	(0-30)	SW846 8260B
p-Isopropyltoluene	107	(75 - 135)			SW846 8260B
	100	(75 - 135)	6.4	(0-30)	SW846 8260B

(Continued on next page)

LABORATORY CONTROL SAMPLE EVALUATION REPORT

GC/MS Volatiles

Client Lot #...: A0B240490 **Work Order #...:** LV7H31AC-LCS **Matrix.....:** SOLID
LCS Lot-Sample#: A0C020000-193 LV7H31AD-LCSD

PARAMETER	PERCENT RECOVERY	RECOVERY LIMITS	RPD	RPD LIMITS	METHOD
sec-Butylbenzene	**109**	**(65 - 130)**			**SW846 8260B**
	102	**(65 - 130)**	**7.0**	**(0-30)**	**SW846 8260B**
tert-Butylbenzene	**108**	**(65 - 130)**			**SW846 8260B**
	102	**(65 - 130)**	**6.1**	**(0-30)**	**SW846 8260B**
1,2,4-Trimethylbenzene	**111**	**(65 - 135)**			**SW846 8260B**
	104	**(65 - 135)**	**6.5**	**(0-30)**	**SW846 8260B**
1,3,5-Trimethylbenzene	**108**	**(65 - 135)**			**SW846 8260B**
	102	**(65 - 135)**	**5.6**	**(0-30)**	**SW846 8260B**

SURROGATE	PERCENT RECOVERY	RECOVERY LIMITS
1,2-Dichloroethane-d4	87	(61 - 130)
	91	(61 - 130)
Toluene-d8	101	(85 - 115)
	101	(85 - 115)
4-Bromofluorobenzene	97	(85 - 120)
	99	(85 - 120)
Dibromofluoromethane	93	(59 - 138)
	96	(59 - 138)

NOTE(S):

Calculations are performed before rounding to avoid round-off errors in calculated results.

Bold print denotes control parameters

LABORATORY CONTROL SAMPLE DATA REPORT

GC/MS Volatiles

Client Lot #...: A0B240490 **Work Order #...:** LV7H31AC-LCS **Matrix.....:** SOLID
LCS Lot-Sample#: A0C020000-193 LV7H31AD-LCSD
Prep Date.....: 03/01/10 **Analysis Date..:** 03/01/10
Prep Batch #...: 0061193
Dilution Factor: 1 **Final Wgt/Vol..:** 5 mL
Initial Wgt/Vol: 5 g

PARAMETER	SPIKE AMOUNT	MEASURED AMOUNT	UNITS	PERCENT RECOVERY	RPD	METHOD
1,1-Dichloroethene	50	57	ug/kg	113		SW846 8260B
	50	55	ug/kg	111	1.8	SW846 8260B
Trichloroethene	50	49	ug/kg	98		SW846 8260B
	50	54	ug/kg	108	9.8	SW846 8260B
Benzene	50	50	ug/kg	100		SW846 8260B
	50	49	ug/kg	98	1.5	SW846 8260B
Toluene	50	53	ug/kg	105		SW846 8260B
	50	50	ug/kg	100	4.8	SW846 8260B
Chlorobenzene	50	49	ug/kg	98		SW846 8260B
	50	48	ug/kg	95	3.1	SW846 8260B
Acetone	50	51	ug/kg	101		SW846 8260B
	50	58	ug/kg	115	13	SW846 8260B
Bromodichloromethane	50	50	ug/kg	101		SW846 8260B
	50	50	ug/kg	101	0.070	SW846 8260B
Bromoform	50	51	ug/kg	101		SW846 8260B
	50	52	ug/kg	103	2.2	SW846 8260B
Bromomethane	50	49	ug/kg	97		SW846 8260B
	50	49	ug/kg	99	1.6	SW846 8260B
2-Butanone	50	41	ug/kg	81		SW846 8260B
	50	42	ug/kg	84	3.8	SW846 8260B
Bromochloromethane	50	50	ug/kg	100		SW846 8260B
	50	49	ug/kg	99	0.62	SW846 8260B
Carbon disulfide	50	56	ug/kg	112		SW846 8260B
	50	57	ug/kg	113	1.1	SW846 8260B
Carbon tetrachloride	50	65	ug/kg	129		SW846 8260B
	50	62	ug/kg	124	4.2	SW846 8260B
Chloroethane	50	45	ug/kg	89		SW846 8260B
	50	46	ug/kg	92	3.2	SW846 8260B
Chloroform	50	50	ug/kg	100		SW846 8260B
	50	49	ug/kg	98	1.7	SW846 8260B
Chloromethane	50	39	ug/kg	79		SW846 8260B
	50	40	ug/kg	80	1.8	SW846 8260B
1,2-Dibromoethane	50	49	ug/kg	98		SW846 8260B
	50	49	ug/kg	98	0.060	SW846 8260B
1,1-Dichloroethane	50	52	ug/kg	103		SW846 8260B
	50	51	ug/kg	102	1.0	SW846 8260B
1,2-Dichloroethane	50	47	ug/kg	94		SW846 8260B
	50	48	ug/kg	96	1.6	SW846 8260B

(Continued on next page)

LABORATORY CONTROL SAMPLE DATA REPORT

GC/MS Volatiles

Client Lot #...: A0B240490 **Work Order #...:** LV7H31AC-LCS **Matrix.....:** SOLID
LCS Lot-Sample#: A0C020000-193 LV7H31AD-LCSD

PARAMETER	SPIKE AMOUNT	MEASURED AMOUNT	UNITS	PERCENT RECOVERY	RPD	METHOD
1,2-Dichloropropane	50	48	ug/kg	96		SW846 8260B
	50	48	ug/kg	96	0.21	SW846 8260B
cis-1,3-Dichloropropene	50	47	ug/kg	94		SW846 8260B
	50	48	ug/kg	95	0.93	SW846 8260B
trans-1,3-Dichloropropene	50	49	ug/kg	98		SW846 8260B
	50	48	ug/kg	97	1.7	SW846 8260B
Ethylbenzene	50	53	ug/kg	106		SW846 8260B
	50	51	ug/kg	102	3.3	SW846 8260B
2-Hexanone	50	44	ug/kg	88		SW846 8260B
	50	48	ug/kg	96	7.9	SW846 8260B
Methylene chloride	50	53	ug/kg	105		SW846 8260B
	50	53	ug/kg	106	0.72	SW846 8260B
4-Methyl-2-pentanone	50	46	ug/kg	93		SW846 8260B
	50	47	ug/kg	95	2.1	SW846 8260B
Styrene	50	53	ug/kg	105		SW846 8260B
	50	51	ug/kg	102	3.2	SW846 8260B
1,1,2,2-Tetrachloroethane	50	48	ug/kg	96		SW846 8260B
	50	41	ug/kg	82	16	SW846 8260B
Tetrachloroethene	50	51	ug/kg	101		SW846 8260B
	50	47	ug/kg	95	6.9	SW846 8260B
1,1,2-Trichloroethane	50	48	ug/kg	95		SW846 8260B
	50	47	ug/kg	95	0.50	SW846 8260B
1,1,1-Trichloroethane	50	55	ug/kg	109		SW846 8260B
	50	55	ug/kg	110	0.28	SW846 8260B
Xylenes (total)	150	160	ug/kg	110		SW846 8260B
	150	160	ug/kg	105	4.6	SW846 8260B
Vinyl chloride	50	46	ug/kg	91		SW846 8260B
	50	46	ug/kg	92	0.36	SW846 8260B
1,2-Dibromo-3-chloro-propane	50	50	ug/kg	100		SW846 8260B
	50	53	ug/kg	107	6.7	SW846 8260B
1,3-Dichlorobenzene	50	50	ug/kg	99		SW846 8260B
	50	47	ug/kg	94	5.6	SW846 8260B
1,4-Dichlorobenzene	50	48	ug/kg	95		SW846 8260B
	50	45	ug/kg	90	5.9	SW846 8260B
1,2-Dichlorobenzene	50	50	ug/kg	99		SW846 8260B
	50	48	ug/kg	95	4.1	SW846 8260B
Dichlorodifluoromethane	50	31	ug/kg	63		SW846 8260B
	50	31	ug/kg	62	1.1	SW846 8260B
trans-1,2-Dichloroethene	50	53	ug/kg	106		SW846 8260B
	50	52	ug/kg	105	0.95	SW846 8260B

(Continued on next page)

LABORATORY CONTROL SAMPLE DATA REPORT

GC/MS Volatiles

Client Lot #...: A0B240490 **Work Order #...:** LV7H31AC-LCS **Matrix.....:** SOLID
LCS Lot-Sample#: A0C020000-193 LV7H31AD-LCSD

PARAMETER	SPIKE AMOUNT	MEASURED AMOUNT	UNITS	PERCENT RECOVERY	RPD	METHOD
cis-1,2-Dichloroethene	50	52	ug/kg	103		SW846 8260B
	50	52	ug/kg	104	0.38	SW846 8260B
Naphthalene	50	51	ug/kg	101		SW846 8260B
	50	49	ug/kg	98	3.4	SW846 8260B
1,1,1,2-Tetrachloroethane	50	53	ug/kg	106		SW846 8260B
	50	51	ug/kg	103	2.7	SW846 8260B
Trichlorofluoromethane	50	57	ug/kg	114		SW846 8260B
	50	57	ug/kg	114	0.44	SW846 8260B
o-Xylene	50	56	ug/kg	112		SW846 8260B
	50	54	ug/kg	107	4.5	SW846 8260B
m-Xylene & p-Xylene	100	110	ug/kg	108		SW846 8260B
	100	100	ug/kg	103	4.6	SW846 8260B
Isopropylbenzene	50	56	ug/kg	112		SW846 8260B
	50	53	ug/kg	106	6.2	SW846 8260B
1,1-Dichloropropene	50	53	ug/kg	106		SW846 8260B
	50	51	ug/kg	103	3.6	SW846 8260B
1,2,3-Trichlorobenzene	50	50	ug/kg	101		SW846 8260B
	50	46	ug/kg	92	8.6	SW846 8260B
1,2,3-Trichloropropane	50	52	ug/kg	104		SW846 8260B
	50	51	ug/kg	102	2.2	SW846 8260B
1,2,4-Trichloro-benzene	50	52	ug/kg	103		SW846 8260B
	50	47	ug/kg	94	9.2	SW846 8260B
2,2-Dichloropropane	50	54	ug/kg	108		SW846 8260B
	50	55	ug/kg	111	2.5	SW846 8260B
2-Chlorotoluene	50	54	ug/kg	107		SW846 8260B
	50	51	ug/kg	102	4.5	SW846 8260B
4-Chlorotoluene	50	53	ug/kg	105		SW846 8260B
	50	49	ug/kg	99	6.5	SW846 8260B
Bromobenzene	50	49	ug/kg	97		SW846 8260B
	50	47	ug/kg	94	3.5	SW846 8260B
Dibromomethane	50	48	ug/kg	97		SW846 8260B
	50	50	ug/kg	101	4.1	SW846 8260B
Hexachlorobutadiene	50	48	ug/kg	96		SW846 8260B
	50	44	ug/kg	87	9.5	SW846 8260B
n-Butylbenzene	50	55	ug/kg	110		SW846 8260B
	50	51	ug/kg	102	8.2	SW846 8260B
n-Propylbenzene	50	53	ug/kg	106		SW846 8260B
	50	50	ug/kg	100	5.3	SW846 8260B
p-Isopropyltoluene	50	53	ug/kg	107		SW846 8260B
	50	50	ug/kg	100	6.4	SW846 8260B

(Continued on next page)

LABORATORY CONTROL SAMPLE DATA REPORT

GC/MS Volatiles

Client Lot #...: A0B240490 **Work Order #...:** LV7H31AC-LCS **Matrix.....:** SOLID
LCS Lot-Sample#: A0C020000-193 LV7H31AD-LCSD

PARAMETER	SPIKE AMOUNT	MEASURED AMOUNT	UNITS	PERCENT RECOVERY	RPD	METHOD
sec-Butylbenzene	**50**	**55**	**ug/kg**	**109**		**SW846 8260B**
	50	**51**	**ug/kg**	**102**	**7.0**	**SW846 8260B**
tert-Butylbenzene	**50**	**54**	**ug/kg**	**108**		**SW846 8260B**
	50	**51**	**ug/kg**	**102**	**6.1**	**SW846 8260B**
1,2,4-Trimethylbenzene	**50**	**56**	**ug/kg**	**111**		**SW846 8260B**
	50	**52**	**ug/kg**	**104**	**6.5**	**SW846 8260B**
1,3,5-Trimethylbenzene	**50**	**54**	**ug/kg**	**108**		**SW846 8260B**
	50	**51**	**ug/kg**	**102**	**5.6**	**SW846 8260B**

SURROGATE	PERCENT RECOVERY	RECOVERY LIMITS
1,2-Dichloroethane-d4	87	(61 - 130)
	91	(61 - 130)
Toluene-d8	101	(85 - 115)
	101	(85 - 115)
4-Bromofluorobenzene	97	(85 - 120)
	99	(85 - 120)
Dibromofluoromethane	93	(59 - 138)
	96	(59 - 138)

NOTE(S):

Calculations are performed before rounding to avoid round-off errors in calculated results.

Bold print denotes control parameters

Data File: \\cansvr11\dd\chem\MSV\a3ux14.i\R00301B.b\148251.D
Report Date: 01-Mar-2010 14:28

TestAmerica North Canton

VOLATILE REPORT SW-846 Method 8260A/8260B

Data file : \\cansvr11\dd\chem\MSV\a3ux14.i\R00301B.b\148251.D
Lab Smp Id: CHECK
Inj Date : 01-MAR-2010 14:04
Operator : 2807 Inst ID: a3ux14.i
Smp Info : CHECK
Misc Info : R00301B,8260SUX14,,2807,3
Comment :
Method : \\cansvr11\dd\chem\MSV\a3ux14.i\R00301B.b\8260SUX14.m
Meth Date : 01-Mar-2010 14:04 macenczaks Quant Type: ISTD
Cal Date : 14-JAN-2010 15:16 Cal File: 147364.D
Als bottle: 5 QC Sample: METHSPIKE
Dil Factor: 1.00000
Integrator: HP RTE Compound Sublist: 4-8260+IX.sub
Target Version: 4.14

Concentration Formula: Amt * DF * 1/Vo * CpndVariable

Name	Value	Description
DF	1.000	Dilution Factor
Vo	5.000	Sample Volume
Va	100.000	Injection Volume
Cpnd Variable		Local Compound Variable

Compounds	QUANT SIG MASS	RT	EXP RT	REL RT	RESPONSE	CONCENTRATIONS ON-COLUMN (ng)	FINAL (UG/KG)
* 1 Fluorobenzene	96	6.599	6.599	(1.000)	1424248	250.000	
* 2 Chlorobenzene-d5	117	9.333	9.332	(1.000)	1000311	250.000	
* 3 1,4-Dichlorobenzene-d4	152	11.309	11.309	(1.000)	576109	250.000	
$ 4 Dibromofluoromethane	113	5.901	5.901	(0.894)	363529	231.679	46.336
$ 5 1,2-Dichloroethane-d4	65	6.244	6.244	(0.946)	351421	218.444	43.689
$ 6 Toluene-d8	98	8.090	8.090	(0.867)	1374392	253.445	50.689
$ 7 Bromofluorobenzene	95	10.326	10.326	(0.913)	517390	242.205	48.441
8 Dichlorodifluoromethane	85	1.310	1.310	(0.199)	225110	156.270	31.254(R)
9 Chloromethane	50	1.452	1.452	(0.220)	411021	197.363	39.472
10 Vinyl Chloride	62	1.570	1.570	(0.238)	358657	228.325	45.665
11 Bromomethane	94	1.890	1.890	(0.286)	185998	242.517	48.503
12 Chloroethane	64	2.008	1.996	(0.304)	206237	222.634	44.527
13 Trichlorofluoromethane	101	2.268	2.268	(0.344)	430482	284.564	56.913
15 Acrolein	56	2.742	2.730	(0.415)	181869	1016.00	203.20(R)
16 Acetone	43	2.931	2.931	(0.444)	134461	253.630	50.726
17 1,1-Dichloroethene	96	2.860	2.848	(0.433)	384522	282.578	56.516
18 Freon-113	151	2.895	2.895	(0.439)	330163	302.114	60.423
19 Iodomethane	142	3.026	3.026	(0.459)	630267	271.752	54.350
20 Carbon Disulfide	76	3.097	3.097	(0.469)	1093418	280.538	56.108
21 Methylene Chloride	84	3.511	3.511	(0.532)	403549	263.431	52.686
22 Acetonitrile	41	3.298	3.286	(0.500)	132339	700.460	140.09

23 Acrylonitrile	53	3.889	3.889 (0.589)	386336	689.208	137.84
24 Methyl tert-butyl ether	73	3.972	3.972 (0.602)	931825	263.569	52.714

Data File: \\cansvr11\dd\chem\MSV\a3ux14.i\R00301B.b\148251.D
Report Date: 01-Mar-2010 14:28

	Compounds	QUANT SIG MASS	RT	EXP RT	REL RT	RESPONSE	CONCENTRATIONS ON-COLUMN (ng)	FINAL (UG/KG)
25	trans-1,2-Dichloroethene	96	3.937	3.937	(0.597)	418635	264.923	52.985
26	Hexane	86	4.398	4.398	(0.666)	97910	268.491	53.698
27	Vinyl acetate	43	4.694	4.694	(0.711)	599658	328.920	65.784(R)
154	Vinyl Acetate**2nd**	86	4.694	4.694	(0.711)	49482	304.618	60.924(A)
28	1,1-Dichloroethane	63	4.564	4.564	(0.692)	728846	257.760	51.552
29	tert-Butyl Alcohol	59	3.771	3.771	(0.571)	554912	4307.28	861.46
30	2-Butanone	43	5.380	5.380	(0.815)	147824	202.544	40.509
M 31	1,2-Dichloroethene (total)	96				836704	523.129	104.62
32	cis-1,2-dichloroethene	96	5.333	5.333	(0.808)	418069	258.206	51.641
33	2,2-Dichloropropane	77	5.321	5.321	(0.806)	298826	270.101	54.020
34	Bromochloromethane	128	5.605	5.605	(0.849)	195805	248.809	49.762
35	Chloroform	83	5.723	5.723	(0.867)	649091	250.429	50.086
36	Tetrahydrofuran	42	5.676	5.676	(0.860)	96305	203.719	40.744
37	1,1,1-Trichloroethane	97	5.913	5.913	(0.896)	512566	273.493	54.699
38	1,1-Dichloropropene	75	6.090	6.090	(0.923)	523186	266.210	53.242
39	Carbon Tetrachloride	117	6.090	6.090	(0.923)	527094	323.583	64.716(R)
40	1,2-Dichloroethane	62	6.327	6.327	(0.959)	452226	235.738	47.148
41	Benzene	78	6.303	6.303	(0.955)	1534147	249.208	49.842
42	Trichloroethene	130	6.966	6.966	(1.056)	413643	243.798	48.760
43	1,2-Dichloropropane	63	7.167	7.167	(1.086)	369047	239.293	47.858
44	1,4-Dioxane	88	Compound Not Detected.					
45	Dibromomethane	93	7.274	7.274	(1.102)	189981	241.894	48.379
46	Bromodichloromethane	83	7.439	7.439	(1.127)	401528	252.209	50.442
47	2-Chloroethyl vinyl ether	63	7.723	7.723	(1.170)	143594	202.406	40.481
48	cis-1,3-Dichloropropene	75	7.842	7.842	(1.188)	461571	235.728	47.146
49	4-Methyl-2-pentanone	43	7.995	7.995	(0.857)	280858	232.500	46.500
50	Toluene	91	8.149	8.149	(0.873)	1554563	263.118	52.624
51	trans-1,3-Dichloropropene	75	8.339	8.339	(0.893)	381608	245.764	49.153
52	Ethyl Methacrylate	69	Compound Not Detected.					
53	1,1,2-Trichloroethane	97	8.492	8.492	(0.910)	251430	238.556	47.711
54	1,3-Dichloropropane	76	8.634	8.634	(0.925)	439172	248.711	49.742
55	Tetrachloroethene	164	8.623	8.622	(0.924)	315801	253.179	50.636
56	2-Hexanone	43	8.717	8.717	(0.934)	183670	220.696	44.139
57	Dibromochloromethane	129	8.836	8.835	(0.947)	275266	250.205	50.041
58	1,2-Dibromoethane	107	8.930	8.930	(0.957)	249628	245.307	49.061
59	Chlorobenzene	112	9.356	9.356	(1.003)	998233	245.808	49.162
60	1,1,1,2-Tetrachloroethane	131	9.427	9.427	(1.010)	339713	263.755	52.751
61	Ethylbenzene	106	9.451	9.451	(1.013)	552458	263.937	52.787
62	m + p-Xylene	106	9.557	9.557	(1.024)	1369614	540.858	108.17
M 63	Xylenes (total)	106				2039562	821.639	164.33
64	Xylene-o	106	9.889	9.889	(1.060)	669948	280.781	56.156
65	Styrene	104	9.900	9.900	(1.061)	999553	263.545	52.709
66	Bromoform	173	10.054	10.054	(1.077)	168223	252.555	50.511
67	Isopropylbenzene	105	10.208	10.208	(1.094)	1799690	281.046	56.209
68	1,1,2,2-Tetrachloroethane	83	10.445	10.445	(0.924)	340299	240.799	48.160
69	1,4-Dichloro-2-butene	53	10.492	10.492	(0.928)	204616	466.667	93.333
70	1,2,3-Trichloropropane	110	10.480	10.480	(0.927)	106581	260.240	52.048
71	Bromobenzene	156	10.457	10.457	(0.925)	411557	242.628	48.526
72	n-Propylbenzene	120	10.551	10.551	(0.933)	521059	264.198	52.840
73	2-Chlorotoluene	126	10.622	10.622	(0.939)	429992	267.990	53.598
74	1,3,5-Trimethylbenzene	105	10.693	10.693	(0.946)	1473570	269.771	53.954
75	4-Chlorotoluene	126	10.717	10.717	(0.948)	446151	263.346	52.669

76 tert-Butylbenzene	119	10.977	10.977 (0.971)	1365944	270.063	54.012
77 1,2,4-Trimethylbenzene	105	11.013	11.013 (0.974)	1550708	278.124	55.625

Data File: \\cansvr11\dd\chem\MSV\a3ux14.i\R00301B.b\148251.D
Report Date: 01-Mar-2010 14:28

	Compounds	QUANT SIG MASS	RT	EXP RT	REL RT	RESPONSE	CONCENTRATIONS ON-COLUMN (ng)	FINAL (UG/KG)
78	sec-Butylbenzene	105	11.155	11.155	(0.986)	1985874	273.014	54.603
79	4-Isopropyltoluene	119	11.285	11.285	(0.998)	1649789	266.865	53.373
80	1,3-Dichlorobenzene	146	11.249	11.249	(0.995)	800108	248.438	49.688
81	1,4-Dichlorobenzene	146	11.320	11.320	(1.001)	811505	237.519	47.504
82	n-Butylbenzene	91	11.616	11.628	(1.027)	1477662	275.470	55.094
83	1,2-Dichlorobenzene	146	11.640	11.640	(1.029)	747600	247.936	49.587
84	1,2-Dibromo-3-chloropropane	157	12.291	12.291	(1.087)	60903	249.716	49.943
85	1,2,4-Trichlorobenzene	180	12.989	12.989	(1.149)	504330	258.462	51.692
86	Hexachlorobutadiene	225	13.131	13.131	(1.161)	299199	239.201	47.840
87	Naphthalene	128	13.178	13.178	(1.165)	1138254	253.465	50.693
88	1,2,3-Trichlorobenzene	180	13.379	13.379	(1.183)	482965	251.268	50.254
146	2-Methylnaphthalene	142	14.054	14.054	(1.243)	7481	14.2822	2.856
89	Ethyl Ether	59	2.600	2.600	(0.394)	295548	247.527	49.505
91	3-Chloropropene	76	Compound Not Detected.					
92	Isopropyl Ether	87	4.741	4.741	(0.719)	327895	259.258	51.852
93	2-Chloro-1,3-butadiene	53	Compound Not Detected.					
14	Dichlorofluoromethane	67	Compound Not Detected.					
94	Propionitrile	54	Compound Not Detected.					
95	Ethyl Acetate	43	Compound Not Detected.					
96	Methacrylonitrile	67	Compound Not Detected.					
97	Isobutanol	42	6.303	6.292	(0.955)	439334	9996.65	1999.3(A)
99	n-Butanol	56	Compound Not Detected.					
100	Methyl Methacrylate	41	Compound Not Detected.					
25	Cyclohexanone	55	10.267	10.267	(0.908)	109751	349.360	69.872(R)
101	2-Nitropropane	41	Compound Not Detected.					
98	Cyclohexane	56	5.972	5.972	(0.905)	809878	242.205	48.441
143	Methyl Acetate	43	3.392	3.392	(0.514)	264146	190.828	38.166
144	Methylcyclohexane	83	7.143	7.143	(1.082)	769921	269.305	53.861
141	1,3,5-Trichlorobenzene	180	Compound Not Detected.					
156	tert-Butyl Ethyl ether	59	Compound Not Detected.					
157	tert-Amyl Methyl ether	73	Compound Not Detected.					
158	1,2,3-Trimethylbenzene	105	11.368	11.368	(1.005)	1528313	280.540	56.108(A)

QC Flag Legend

A - Target compound detected but, quantitated amount exceeded maximum amount.
R - Spike/Surrogate failed recovery limits.

Data File: \\cansvr11\dd\chem\MSV\a3ux14.i\R00301B.b\148251.D
Report Date: 01-Mar-2010 14:28

TestAmerica North Canton

INTERNAL STANDARD COMPOUNDS
AREA AND RT SUMMARY

Instrument ID: a3ux14.i
Lab File ID: 148251.D
Lab Smp Id: CHECK
Analysis Type: VOA
Quant Type: ISTD
Operator: 2807
Method File: \\cansvr11\dd\chem\MSV\a3ux14.i\R00301B.b\8260SUX14.m
Misc Info: R00301B,8260SUX14,,2807,3

Calibration Date: 01-MAR-2010
Calibration Time: 12:59
Level: LOW
Sample Type: SOIL

		AREA LIMIT			
COMPOUND	STANDARD	LOWER	UPPER	SAMPLE	%DIFF
1 Fluorobenzene	1436797	718399	2873594	1424248	-0.87
2 Chlorobenzene-d5	1035641	517821	2071282	1000311	-3.41
3 1,4-Dichlorobenze	561590	280795	1123180	576109	2.59

		RT LIMIT			
COMPOUND	STANDARD	LOWER	UPPER	SAMPLE	%DIFF
1 Fluorobenzene	6.60	6.10	7.10	6.60	0.00
2 Chlorobenzene-d5	9.33	8.83	9.83	9.33	0.00
3 1,4-Dichlorobenze	11.31	10.81	11.81	11.31	0.00

AREA UPPER LIMIT = +100% of internal standard area.
AREA LOWER LIMIT = - 50% of internal standard area.
RT UPPER LIMIT = + 0.50 minutes of internal standard RT.
RT LOWER LIMIT = - 0.50 minutes of internal standard RT.


Y (x10^6)
0.1
0.2
0.3
0.4
0.5
0.6
0.7
0.8
0.9
1.0
1.1
1.2
1.3
1.4
1.5
Min
2
3
4
5
6
7
8
9
10
11
12
13
14
15
-Dichlorodifluoromethane
-Chloromethane
-Vinyl Chloride
-Bromomethane
-Chloroethane
-Trichlorofluoromethane
-Ethyl Ether
-Acrolein
-Acetone+
-Iodomethane
-Carbon Disulfide
-Acetonitrile
-Methyl Acetate
-Methylene Chloride
-tert-Butyl Alcohol
-1,2-Dichloroethene (total+
-Methyl tert-butyl ether+
-Hexane
-1,1-Dichloroethane
Vinyl acetate+
2-Butanone+
-Bromochloromethane
-Tetrahydrofuran
-Chloroform
-1,2-Dichloroethane-d4
Cyclohexane
1,2-Dichloroethane+
Fluorobenzene
-Dibromomethane
-Bromodichloromethane
1,2-Dichloropropane+
-2-Chloroethyl vinyl ether
-cis-1,3-Dichloropropene
-4-Methyl-2-pentanone
-trans-1,3-Dichloropropene
Toluene-d8
Toluene
-1,1,2-Trichloroethane
-2-Hexanone
-Dibromochloromethane
-1,2-Dibromoethane
1,3-Dichloropropane+
1,1,1,2-Tetrachloroethane+
-Xylenes (total)
m + p-Xylene
-Bromoform
Xylene-o+
-Cyclohexanone
Isopropylbenzene
1,3,5-Trimethylbenzene+
n-Butylbenzene+
-1,2-Dibromo-3-chloropropa
1,2,4-Trichlorobenzene
Hexachlorobutadiene
Naphthalene
1,2,3-Trichlorobenzene
-2-Methylnaphthalene
Data File: \\cansvr11\dd\chem\MSV\a3ux14.i\R00301B.b\148251.D
Date : 01-MAR-2010 14:04
Client ID:
Sample Info: CHECK
Purge Volume: 5.0
Column phase: DB624
Instrument: a3ux14.i
Operator: 2807
Column diameter: 0.18
\\cansvr11\dd\chem\MSV\a3ux14.i\R00301B.b\148251.D

Data File: \\cansvr11\dd\chem\MSV\a3ux14.i\R00301B.b\148252.D
Report Date: 01-Mar-2010 15:00

TestAmerica North Canton

VOLATILE REPORT SW-846 Method 8260A/8260B

Data file : \\cansvr11\dd\chem\MSV\a3ux14.i\R00301B.b\148252.D
Lab Smp Id: CHECKDUP
Inj Date : 01-MAR-2010 14:26
Operator : 2807 Inst ID: a3ux14.i
Smp Info : CHECKDUP
Misc Info : R00301B,8260SUX14,,2807,3
Comment :
Method : \\cansvr11\dd\chem\MSV\a3ux14.i\R00301B.b\8260SUX14.m
Meth Date : 01-Mar-2010 14:04 macenczaks Quant Type: ISTD
Cal Date : 14-JAN-2010 15:16 Cal File: 147364.D
Als bottle: 6 QC Sample: METHSPIKE
Dil Factor: 1.00000
Integrator: HP RTE Compound Sublist: 4-8260+IX.sub
Target Version: 4.14
Processing Host: CANPMSV26

Concentration Formula: Amt * DF * 1/Vo * CpndVariable

Name	Value	Description
DF	1.000	Dilution Factor
Vo	5.000	Sample Volume
Va	100.000	Injection Volume
Cpnd Variable		Local Compound Variable

Compounds	QUANT SIG MASS	RT	EXP RT	REL RT	RESPONSE	CONCENTRATIONS ON-COLUMN (ng)	FINAL (UG/KG)
* 1 Fluorobenzene	96	6.599	6.599	(1.000)	1394743	250.000	
* 2 Chlorobenzene-d5	117	9.333	9.332	(1.000)	1028098	250.000	
* 3 1,4-Dichlorobenzene-d4	152	11.309	11.309	(1.000)	586194	250.000	
$ 4 Dibromofluoromethane	113	5.901	5.901	(0.894)	369478	240.452	48.090
$ 5 1,2-Dichloroethane-d4	65	6.244	6.244	(0.946)	360210	228.643	45.729
$ 6 Toluene-d8	98	8.090	8.090	(0.867)	1413982	253.698	50.740
$ 7 Bromofluorobenzene	95	10.327	10.326	(0.913)	537424	247.255	49.451
8 Dichlorodifluoromethane	85	1.310	1.310	(0.199)	217994	154.531	30.906(R)
9 Chloromethane	50	1.452	1.452	(0.220)	409682	200.881	40.176
10 Vinyl Chloride	62	1.570	1.570	(0.238)	352523	229.167	45.833
11 Bromomethane	94	1.890	1.890	(0.286)	185028	246.355	49.271
12 Chloroethane	64	1.996	1.996	(0.303)	208638	229.990	45.998
13 Trichlorofluoromethane	101	2.268	2.268	(0.344)	423452	285.839	57.168
15 Acrolein	56	2.730	2.730	(0.414)	158574	904.604	180.92
16 Acetone	43	2.931	2.931	(0.444)	145611	287.573	57.514
17 1,1-Dichloroethene	96	2.848	2.848	(0.432)	369776	277.490	55.498
18 Freon-113	151	2.895	2.895	(0.439)	319490	298.532	59.706
19 Iodomethane	142	3.026	3.026	(0.459)	611707	269.329	53.866
20 Carbon Disulfide	76	3.097	3.097	(0.469)	1083003	283.744	56.749
21 Methylene Chloride	84	3.511	3.511	(0.532)	397819	265.338	53.068

22 Acetonitrile	41	3.298	3.286 (0.500)	133575	721.958	144.39
23 Acrylonitrile	53	3.889	3.889 (0.589)	399312	727.427	145.48

Data File: \\cansvr11\dd\chem\MSV\a3ux14.i\R00301B.b\148252.D
Report Date: 01-Mar-2010 15:00

	Compounds	QUANT SIG MASS	RT	EXP RT	REL RT	RESPONSE	CONCENTRATIONS ON-COLUMN (ng)	FINAL (UG/KG)
	24 Methyl tert-butyl ether	73	3.972	3.972	(0.602)	940950	271.780	54.356
	25 trans-1,2-Dichloroethene	96	3.925	3.937	(0.595)	406060	262.402	52.480
	26 Hexane	86	4.398	4.398	(0.666)	88908	248.963	49.793
	27 Vinyl acetate	43	4.741	4.694	(0.719)	834872	467.625	93.525(R)
	154 Vinyl Acetate**2nd**	86	4.694	4.694	(0.711)	19588	123.137	24.627(AR)
	28 1,1-Dichloroethane	63	4.564	4.564	(0.692)	706339	255.084	51.017
	29 tert-Butyl Alcohol	59	3.771	3.771	(0.571)	618476	4902.23	980.44
	30 2-Butanone	43	5.380	5.380	(0.815)	150303	210.298	42.060
M	31 1,2-Dichloroethene (total)	96				817032	521.593	104.32
	32 cis-1,2-dichloroethene	96	5.333	5.333	(0.808)	410972	259.192	51.838
	33 2,2-Dichloropropane	77	5.321	5.321	(0.806)	300097	276.988	55.398
	34 Bromochloromethane	128	5.605	5.605	(0.849)	190564	247.272	49.454
	35 Chloroform	83	5.724	5.723	(0.867)	624629	246.090	49.218
	36 Tetrahydrofuran	42	5.676	5.676	(0.860)	100230	216.507	43.301
	37 1,1,1-Trichloroethane	97	5.913	5.913	(0.896)	503375	274.271	54.854
	38 1,1-Dichloropropene	75	6.090	6.090	(0.923)	493940	256.646	51.329
	39 Carbon Tetrachloride	117	6.090	6.090	(0.923)	494706	310.124	62.025
	40 1,2-Dichloroethane	62	6.327	6.327	(0.959)	449865	239.468	47.894
	41 Benzene	78	6.303	6.303	(0.955)	1480301	245.548	49.110
	42 Trichloroethene	130	6.966	6.966	(1.056)	446599	268.791	53.758
	43 1,2-Dichloropropane	63	7.167	7.167	(1.086)	360626	238.779	47.756
	44 1,4-Dioxane	88	Compound Not Detected.					
	45 Dibromomethane	93	7.274	7.274	(1.102)	193881	252.081	50.416
	46 Bromodichloromethane	83	7.439	7.439	(1.127)	392907	252.015	50.403
	47 2-Chloroethyl vinyl ether	63	7.723	7.723	(1.170)	146883	211.007	42.201
	48 cis-1,3-Dichloropropene	75	7.842	7.842	(1.188)	456261	237.945	47.589
	49 4-Methyl-2-pentanone	43	7.995	7.995	(0.857)	294691	237.358	47.472
	50 Toluene	91	8.149	8.149	(0.873)	1522037	250.650	50.130
	51 trans-1,3-Dichloropropene	75	8.339	8.339	(0.894)	385500	241.561	48.312
	52 Ethyl Methacrylate	69	Compound Not Detected.					
	53 1,1,2-Trichloroethane	97	8.492	8.492	(0.910)	257120	237.361	47.472
	54 1,3-Dichloropropane	76	8.634	8.634	(0.925)	442315	243.720	48.744
	55 Tetrachloroethene	164	8.623	8.622	(0.924)	303021	236.367	47.273
	56 2-Hexanone	43	8.717	8.717	(0.934)	204349	238.907	47.781
	57 Dibromochloromethane	129	8.836	8.835	(0.947)	275581	243.721	48.744
	58 1,2-Dibromoethane	107	8.930	8.930	(0.957)	256394	245.146	49.029
	59 Chlorobenzene	112	9.356	9.356	(1.003)	994232	238.206	47.641
	60 1,1,1,2-Tetrachloroethane	131	9.427	9.427	(1.010)	339944	256.801	51.360
	61 Ethylbenzene	106	9.451	9.451	(1.013)	549552	255.453	51.090
	62 m + p-Xylene	106	9.557	9.557	(1.024)	1343776	516.312	103.26
M	63 Xylenes (total)	106				2001989	784.719	156.94
	64 Xylene-o	106	9.889	9.889	(1.060)	658213	268.407	53.681
	65 Styrene	104	9.901	9.900	(1.061)	994994	255.252	51.050
	66 Bromoform	173	10.054	10.054	(1.077)	176738	258.167	51.633
	67 Isopropylbenzene	105	10.196	10.208	(1.093)	1738784	264.196	52.839
	68 1,1,2,2-Tetrachloroethane	83	10.445	10.445	(0.924)	293934	204.412	40.882
	69 1,4-Dichloro-2-butene	53	10.492	10.492	(0.928)	212729	476.823	95.365
	70 1,2,3-Trichloropropane	110	10.480	10.480	(0.927)	106090	254.584	50.917
	71 Bromobenzene	156	10.457	10.457	(0.925)	404394	234.304	46.861
	72 n-Propylbenzene	120	10.551	10.551	(0.933)	502907	250.607	50.121
	73 2-Chlorotoluene	126	10.622	10.622	(0.939)	418085	256.086	51.217
	74 1,3,5-Trimethylbenzene	105	10.693	10.693	(0.946)	1417554	255.052	51.010

75	4-Chlorotoluene	126	10.717	10.717 (0.948)	425343	246.744	49.349
76	tert-Butylbenzene	119	10.977	10.977 (0.971)	1307458	254.052	50.810

Data File: \\cansvr11\dd\chem\MSV\a3ux14.i\R00301B.b\148252.D
Report Date: 01-Mar-2010 15:00

	Compounds	QUANT SIG MASS	RT	EXP RT	REL RT	RESPONSE	CONCENTRATIONS ON-COLUMN (ng)	FINAL (UG/KG)
77	1,2,4-Trimethylbenzene	105	11.013	11.013	(0.974)	1478096	260.540	52.108
78	sec-Butylbenzene	105	11.155	11.155	(0.986)	1883303	254.458	50.892
79	4-Isopropyltoluene	119	11.273	11.285	(0.997)	1575054	250.393	50.079
80	1,3-Dichlorobenzene	146	11.250	11.249	(0.995)	769561	234.842	46.968
81	1,4-Dichlorobenzene	146	11.321	11.320	(1.001)	778552	223.954	44.791
82	n-Butylbenzene	91	11.616	11.628	(1.027)	1385503	253.846	50.769
83	1,2-Dichlorobenzene	146	11.640	11.640	(1.029)	729775	237.861	47.572
84	1,2-Dibromo-3-chloropropane	157	12.291	12.291	(1.087)	66271	267.051	53.410
85	1,2,4-Trichlorobenzene	180	12.989	12.989	(1.149)	468202	235.819	47.164
86	Hexachlorobutadiene	225	13.131	13.131	(1.161)	276841	217.519	43.504
87	Naphthalene	128	13.178	13.178	(1.165)	1119071	244.906	48.981
88	1,2,3-Trichlorobenzene	180	13.379	13.379	(1.183)	450891	230.545	46.109
146	2-Methylnaphthalene	142	14.054	14.054	(1.243)	4609	13.2502	2.650
89	Ethyl Ether	59	2.600	2.600	(0.394)	292117	249.829	49.966
91	3-Chloropropene	76	Compound Not Detected.					
92	Isopropyl Ether	87	4.741	4.741	(0.719)	310628	250.801	50.160
93	2-Chloro-1,3-butadiene	53	Compound Not Detected.					
14	Dichlorofluoromethane	67	Compound Not Detected.					
94	Propionitrile	54	Compound Not Detected.					
95	Ethyl Acetate	43	Compound Not Detected.					
96	Methacrylonitrile	67	Compound Not Detected.					
97	Isobutanol	42	6.303	6.292	(0.955)	491293	11415.4	2283.1(A)
99	n-Butanol	56	Compound Not Detected.					
100	Methyl Methacrylate	41	Compound Not Detected.					
25	Cyclohexanone	55	10.267	10.267	(0.908)	123246	380.928	76.186(R)
101	2-Nitropropane	41	Compound Not Detected.					
98	Cyclohexane	56	5.972	5.972	(0.905)	768257	234.618	46.924
143	Methyl Acetate	43	3.392	3.392	(0.514)	257424	189.906	37.981
144	Methylcyclohexane	83	7.144	7.143	(1.082)	727503	259.851	51.970
141	1,3,5-Trichlorobenzene	180	Compound Not Detected.					
156	tert-Butyl Ethyl ether	59	Compound Not Detected.					
157	tert-Amyl Methyl ether	73	Compound Not Detected.					
158	1,2,3-Trimethylbenzene	105	11.368	11.368	(1.005)	1477753	266.593	53.318(A)

QC Flag Legend

A - Target compound detected but, quantitated amount exceeded maximum amount.
R - Spike/Surrogate failed recovery limits.

Data File: \\cansvr11\dd\chem\MSV\a3ux14.i\R00301B.b\148252.D
Report Date: 01-Mar-2010 15:00

TestAmerica North Canton

INTERNAL STANDARD COMPOUNDS
AREA AND RT SUMMARY

Instrument ID: a3ux14.i
Lab File ID: 148252.D
Lab Smp Id: CHECKDUP
Analysis Type: VOA
Quant Type: ISTD
Operator: 2807
Method File: \\cansvr11\dd\chem\MSV\a3ux14.i\R00301B.b\8260SUX14.m
Misc Info: R00301B,8260SUX14,,2807,3

Calibration Date: 01-MAR-2010
Calibration Time: 12:59
Level: LOW
Sample Type: SOIL

		AREA LIMIT			
COMPOUND	STANDARD	LOWER	UPPER	SAMPLE	%DIFF
1 Fluorobenzene	1436797	718399	2873594	1394743	-2.93
2 Chlorobenzene-d5	1035641	517821	2071282	1028098	-0.73
3 1,4-Dichlorobenze	561590	280795	1123180	586194	4.38

		RT LIMIT			
COMPOUND	STANDARD	LOWER	UPPER	SAMPLE	%DIFF
1 Fluorobenzene	6.60	6.10	7.10	6.60	0.00
2 Chlorobenzene-d5	9.33	8.83	9.83	9.33	0.00
3 1,4-Dichlorobenze	11.31	10.81	11.81	11.31	0.00

AREA UPPER LIMIT = +100% of internal standard area.
AREA LOWER LIMIT = - 50% of internal standard area.
RT UPPER LIMIT = + 0.50 minutes of internal standard RT.
RT LOWER LIMIT = - 0.50 minutes of internal standard RT.

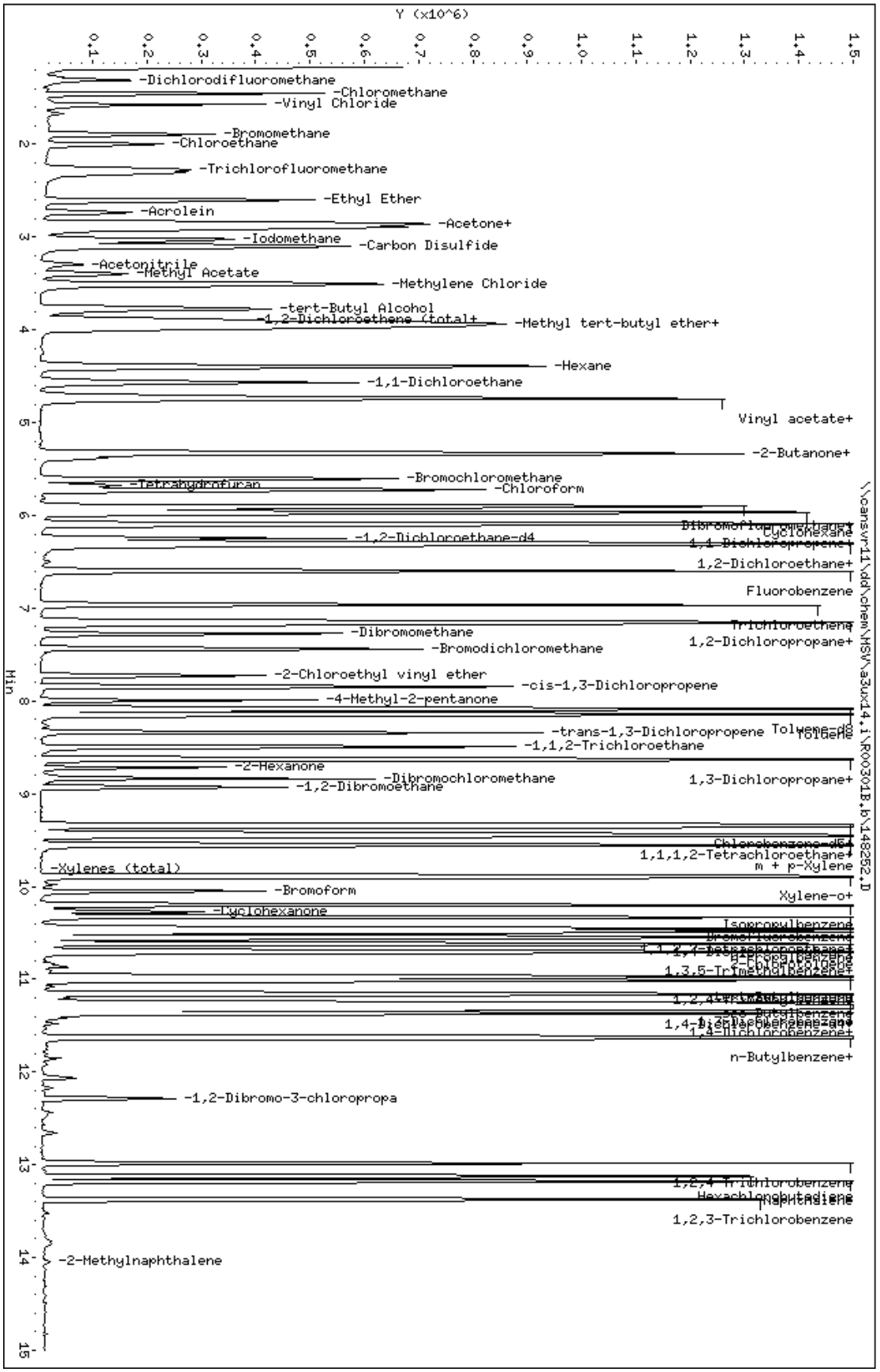
Y (x10^6)
0.1
0.2
0.3
0.4
0.5
0.6
0.7
0.8
0.9
1.0
1.1
1.2
1.3
1.4
1.5
Min
2
3
4
5
6
7
8
9
10
11
12
13
14
15
-Dichlorodifluoromethane
-Chloromethane
-Vinyl Chloride
-Bromomethane
-Chloroethane
-Trichlorofluoromethane
-Ethyl Ether
-Acrolein
-Acetone+
-Iodomethane
-Carbon Disulfide
-Acetonitrile
-Methyl Acetate
-Methylene Chloride
-tert-Butyl Alcohol
-1,2-Dichloroethene (total+
-Methyl tert-butyl ether+
-Hexane
-1,1-Dichloroethane
Vinyl acetate+
-2-Butanone+
-Bromochloromethane
-Tetrahydrofuran
-Chloroform
-1,2-Dichloroethane-d4
Cyclohexane
1,2-Dichloroethane+
Fluorobenzene
Trichloroethene
-Dibromomethane
1,2-Dichloropropane+
-Bromodichloromethane
-2-Chloroethyl vinyl ether
-cis-1,3-Dichloropropene
-4-Methyl-2-pentanone
-trans-1,3-Dichloropropene
Toluene-d8
Toluene
-1,1,2-Trichloroethane
-2-Hexanone
-Dibromochloromethane
1,3-Dichloropropane+
-1,2-Dibromoethane
Chlorobenzene-d5
1,1,1,2-Tetrachloroethane+
m + p-Xylene
-Xylenes (total)
-Bromoform
Xylene-o+
-Cyclohexanone
Isopropylbenzene
Bromofluorobenzene
1,3,5-Trimethylbenzene+
n-Butylbenzene+
-1,2-Dibromo-3-chloropropa
1,2,4-Trichlorobenzene
Hexachlorobutadiene
1,2,3-Trichlorobenzene
-2-Methylnaphthalene
Data File: \\cansvr11\dd\chem\MSV\a3ux14.i\R00301B.b\148252.D
Date : 01-MAR-2010 14:26
Client ID:
Sample Info: CHECKDUP
Purge Volume: 5.0
Column phase: DB624
Instrument: a3ux14.i
Operator: 2807
Column diameter: 0.18
\\cansvr11\dd\chem\MSV\a3ux14.i\R00301B.b\148252.D

LABORATORY CONTROL SAMPLE EVALUATION REPORT

GC/MS Volatiles

Client Lot #...: A0B240490 **Work Order #...:** LV9H11AC-LCS **Matrix.....:** SOLID
LCS Lot-Sample#: A0C030000-288 LV9H11AD-LCSD
Prep Date.....: 03/02/10 **Analysis Date..:** 03/02/10
Prep Batch #...: 0062288
Dilution Factor: 1 **Final Wgt/Vol..:** 5 mL
Initial Wgt/Vol: 5 g

PARAMETER	PERCENT RECOVERY	RECOVERY LIMITS	RPD	RPD LIMITS	METHOD
1,1-Dichloroethene	100	(65 - 135)			SW846 8260B
	105	(65 - 135)	4.7	(0-30)	SW846 8260B
Trichloroethene	84	(75 - 125)			SW846 8260B
	90	(75 - 125)	6.8	(0-30)	SW846 8260B
Benzene	91	(75 - 125)			SW846 8260B
	94	(75 - 125)	3.1	(0-30)	SW846 8260B
Toluene	79	(70 - 125)			SW846 8260B
	79	(70 - 125)	0.56	(0-30)	SW846 8260B
Chlorobenzene	90	(75 - 125)			SW846 8260B
	87	(75 - 125)	3.8	(0-30)	SW846 8260B
Acetone	109	(20 - 160)			SW846 8260B
	109	(20 - 160)	0.13	(0-37)	SW846 8260B
Bromodichloromethane	96	(70 - 130)			SW846 8260B
	100	(70 - 130)	3.4	(0-30)	SW846 8260B
Bromoform	92	(55 - 135)			SW846 8260B
	96	(55 - 135)	4.2	(0-30)	SW846 8260B
Bromomethane	101	(30 - 160)			SW846 8260B
	98	(30 - 160)	3.2	(0-30)	SW846 8260B
2-Butanone	96	(30 - 160)			SW846 8260B
	100	(30 - 160)	4.4	(0-33)	SW846 8260B
Bromochloromethane	100	(70 - 125)			SW846 8260B
	100	(70 - 125)	0.84	(0-30)	SW846 8260B
Carbon disulfide	101	(45 - 160)			SW846 8260B
	102	(45 - 160)	0.72	(0-36)	SW846 8260B
Carbon tetrachloride	96	(65 - 135)			SW846 8260B
	97	(65 - 135)	0.72	(0-30)	SW846 8260B
Chloroethane	106	(40 - 155)			SW846 8260B
	103	(40 - 155)	3.2	(0-30)	SW846 8260B
Chloroform	93	(70 - 125)			SW846 8260B
	98	(70 - 125)	5.2	(0-30)	SW846 8260B
Chloromethane	93	(50 - 130)			SW846 8260B
	93	(50 - 130)	0.12	(0-30)	SW846 8260B
1,2-Dibromoethane	99	(70 - 125)			SW846 8260B
	103	(70 - 125)	3.9	(0-30)	SW846 8260B
1,1-Dichloroethane	95	(75 - 125)			SW846 8260B
	98	(75 - 125)	3.1	(0-47)	SW846 8260B
1,2-Dichloroethane	97	(70 - 135)			SW846 8260B
	99	(70 - 135)	2.4	(0-43)	SW846 8260B

(Continued on next page)

LABORATORY CONTROL SAMPLE EVALUATION REPORT

GC/MS Volatiles

Client Lot #...: A0B240490 **Work Order #...:** LV9H11AC-LCS **Matrix.....:** SOLID
LCS Lot-Sample#: A0C030000-288 LV9H11AD-LCSD

PARAMETER	PERCENT RECOVERY	RECOVERY LIMITS	RPD	RPD LIMITS	METHOD
1,2-Dichloropropane	95	(70 - 120)			SW846 8260B
	99	(70 - 120)	3.4	(0-30)	SW846 8260B
cis-1,3-Dichloropropene	92	(70 - 125)			SW846 8260B
	95	(70 - 125)	2.7	(0-40)	SW846 8260B
trans-1,3-Dichloropropene	97	(65 - 125)			SW846 8260B
	98	(65 - 125)	1.1	(0-32)	SW846 8260B
Ethylbenzene	90	(75 - 125)			SW846 8260B
	87	(75 - 125)	3.4	(0-30)	SW846 8260B
2-Hexanone	109	(45 - 145)			SW846 8260B
	109	(45 - 145)	0.37	(0-31)	SW846 8260B
Methylene chloride	104	(55 - 140)			SW846 8260B
	106	(55 - 140)	1.6	(0-30)	SW846 8260B
4-Methyl-2-pentanone	108	(45 - 145)			SW846 8260B
	113	(45 - 145)	4.7	(0-39)	SW846 8260B
Styrene	95	(75 - 125)			SW846 8260B
	91	(75 - 125)	4.6	(0-30)	SW846 8260B
1,1,2,2-Tetrachloroethane	103	(55 - 130)			SW846 8260B
	99	(55 - 130)	3.3	(0-30)	SW846 8260B
Tetrachloroethene	88	(65 - 140)			SW846 8260B
	89	(65 - 140)	1.1	(0-30)	SW846 8260B
1,1,2-Trichloroethane	95	(60 - 125)			SW846 8260B
	95	(60 - 125)	0.75	(0-30)	SW846 8260B
1,1,1-Trichloroethane	92	(70 - 135)			SW846 8260B
	94	(70 - 135)	2.3	(0-30)	SW846 8260B
Xylenes (total)	93	(75 - 125)			SW846 8260B
	88	(75 - 125)	4.8	(0-30)	SW846 8260B
Vinyl chloride	90	(60 - 125)			SW846 8260B
	93	(60 - 125)	3.6	(0-30)	SW846 8260B
1,2-Dibromo-3-chloro-propane	100	(40 - 135)			SW846 8260B
	98	(40 - 135)	2.1	(0-30)	SW846 8260B
1,3-Dichlorobenzene	90	(70 - 125)			SW846 8260B
	83	(70 - 125)	8.0	(0-30)	SW846 8260B
1,4-Dichlorobenzene	89	(70 - 125)			SW846 8260B
	82	(70 - 125)	7.7	(0-30)	SW846 8260B
1,2-Dichlorobenzene	90	(75 - 120)			SW846 8260B
	84	(75 - 120)	7.2	(0-30)	SW846 8260B
Dichlorodifluoromethane	81	(35 - 135)			SW846 8260B
	83	(35 - 135)	2.0	(0-30)	SW846 8260B
trans-1,2-Dichloroethene	100	(65 - 135)			SW846 8260B
	100	(65 - 135)	0.13	(0-30)	SW846 8260B

(Continued on next page)

LABORATORY CONTROL SAMPLE EVALUATION REPORT

GC/MS Volatiles

Client Lot #...: A0B240490 **Work Order #...:** LV9H11AC-LCS **Matrix.....:** SOLID
LCS Lot-Sample#: A0C030000-288 LV9H11AD-LCSD

PARAMETER	PERCENT RECOVERY	RECOVERY LIMITS	RPD	RPD LIMITS	METHOD
cis-1,2-Dichloroethene	94	(65 - 125)			SW846 8260B
	96	(65 - 125)	2.2	(0-30)	SW846 8260B
Naphthalene	99	(40 - 125)			SW846 8260B
	99	(40 - 125)	0.55	(0-30)	SW846 8260B
1,1,1,2-Tetrachloroethane	95	(75 - 125)			SW846 8260B
	95	(75 - 125)	0.16	(0-30)	SW846 8260B
Trichlorofluoromethane	111	(25 - 185)			SW846 8260B
	110	(25 - 185)	1.1	(0-30)	SW846 8260B
o-Xylene	94	(75 - 125)			SW846 8260B
	92	(75 - 125)	2.6	(0-30)	SW846 8260B
m-Xylene & p-Xylene	92	(80 - 125)			SW846 8260B
	86	(80 - 125)	6.0	(0-30)	SW846 8260B
Isopropylbenzene	94	(75 - 130)			SW846 8260B
	88	(75 - 130)	6.7	(0-30)	SW846 8260B
1,1-Dichloropropene	96	(70 - 135)			SW846 8260B
	97	(70 - 135)	1.5	(0-30)	SW846 8260B
1,2,3-Trichlorobenzene	93	(60 - 135)			SW846 8260B
	88	(60 - 135)	6.0	(0-30)	SW846 8260B
1,2,3-Trichloropropane	107	(65 - 130)			SW846 8260B
	110	(65 - 130)	2.0	(0-30)	SW846 8260B
1,2,4-Trichloro-benzene	98	(65 - 130)			SW846 8260B
	86	(65 - 130)	13	(0-30)	SW846 8260B
2,2-Dichloropropane	87	(65 - 135)			SW846 8260B
	90	(65 - 135)	2.8	(0-30)	SW846 8260B
2-Chlorotoluene	88	(70 - 130)			SW846 8260B
	82	(70 - 130)	7.2	(0-30)	SW846 8260B
4-Chlorotoluene	92	(75 - 125)			SW846 8260B
	85	(75 - 125)	8.1	(0-30)	SW846 8260B
Bromobenzene	92	(65 - 120)			SW846 8260B
	87	(65 - 120)	5.8	(0-30)	SW846 8260B
Dibromomethane	100	(75 - 130)			SW846 8260B
	102	(75 - 130)	1.7	(0-30)	SW846 8260B
Hexachlorobutadiene	92	(55 - 140)			SW846 8260B
	79	(55 - 140)	15	(0-50)	SW846 8260B
n-Butylbenzene	95	(65 - 140)			SW846 8260B
	82	(65 - 140)	15	(0-30)	SW846 8260B
n-Propylbenzene	93	(65 - 135)			SW846 8260B
	85	(65 - 135)	9.2	(0-30)	SW846 8260B
p-Isopropyltoluene	96	(75 - 135)			SW846 8260B
	85	(75 - 135)	12	(0-30)	SW846 8260B

(Continued on next page)

LABORATORY CONTROL SAMPLE EVALUATION REPORT

GC/MS Volatiles

Client Lot #...: A0B240490 **Work Order #...:** LV9H11AC-LCS **Matrix.....:** SOLID
LCS Lot-Sample#: A0C030000-288 LV9H11AD-LCSD

PARAMETER	PERCENT RECOVERY	RECOVERY LIMITS	RPD	RPD LIMITS	METHOD
sec-Butylbenzene	**94**	**(65 - 130)**			**SW846 8260B**
	85	**(65 - 130)**	**10**	**(0-30)**	**SW846 8260B**
tert-Butylbenzene	**91**	**(65 - 130)**			**SW846 8260B**
	86	**(65 - 130)**	**6.5**	**(0-30)**	**SW846 8260B**
1,2,4-Trimethylbenzene	**100**	**(65 - 135)**			**SW846 8260B**
	90	**(65 - 135)**	**9.6**	**(0-30)**	**SW846 8260B**
1,3,5-Trimethylbenzene	**95**	**(65 - 135)**			**SW846 8260B**
	86	**(65 - 135)**	**9.3**	**(0-30)**	**SW846 8260B**

SURROGATE	PERCENT RECOVERY	RECOVERY LIMITS
1,2-Dichloroethane-d4	89	(61 - 130)
	91	(61 - 130)
Toluene-d8	92	(85 - 115)
	94	(85 - 115)
4-Bromofluorobenzene	89	(85 - 120)
	89	(85 - 120)
Dibromofluoromethane	90	(59 - 138)
	93	(59 - 138)

NOTE(S):

Calculations are performed before rounding to avoid round-off errors in calculated results.

Bold print denotes control parameters

LABORATORY CONTROL SAMPLE DATA REPORT

GC/MS Volatiles

Client Lot #...: A0B240490 **Work Order #...:** LV9H11AC-LCS **Matrix.....:** SOLID
LCS Lot-Sample#: A0C030000-288 LV9H11AD-LCSD
Prep Date.....: 03/02/10 **Analysis Date..:** 03/02/10
Prep Batch #...: 0062288
Dilution Factor: 1 **Final Wgt/Vol..:** 5 mL
Initial Wgt/Vol: 5 g

PARAMETER	SPIKE AMOUNT	MEASURED AMOUNT	UNITS	PERCENT RECOVERY	RPD	METHOD
1,1-Dichloroethene	25	25	ug/kg	100		SW846 8260B
	25	26	ug/kg	105	4.7	SW846 8260B
Trichloroethene	25	21	ug/kg	84		SW846 8260B
	25	23	ug/kg	90	6.8	SW846 8260B
Benzene	25	23	ug/kg	91		SW846 8260B
	25	23	ug/kg	94	3.1	SW846 8260B
Toluene	25	20	ug/kg	79		SW846 8260B
	25	20	ug/kg	79	0.56	SW846 8260B
Chlorobenzene	25	23	ug/kg	90		SW846 8260B
	25	22	ug/kg	87	3.8	SW846 8260B
Acetone	50	54	ug/kg	109		SW846 8260B
	50	54	ug/kg	109	0.13	SW846 8260B
Bromodichloromethane	25	24	ug/kg	96		SW846 8260B
	25	25	ug/kg	100	3.4	SW846 8260B
Bromoform	25	23	ug/kg	92		SW846 8260B
	25	24	ug/kg	96	4.2	SW846 8260B
Bromomethane	25	25	ug/kg	101		SW846 8260B
	25	25	ug/kg	98	3.2	SW846 8260B
2-Butanone	50	48	ug/kg	96		SW846 8260B
	50	50	ug/kg	100	4.4	SW846 8260B
Bromochloromethane	25	25	ug/kg	100		SW846 8260B
	25	25	ug/kg	100	0.84	SW846 8260B
Carbon disulfide	25	25	ug/kg	101		SW846 8260B
	25	25	ug/kg	102	0.72	SW846 8260B
Carbon tetrachloride	25	24	ug/kg	96		SW846 8260B
	25	24	ug/kg	97	0.72	SW846 8260B
Chloroethane	25	27	ug/kg	106		SW846 8260B
	25	26	ug/kg	103	3.2	SW846 8260B
Chloroform	25	23	ug/kg	93		SW846 8260B
	25	24	ug/kg	98	5.2	SW846 8260B
Chloromethane	25	23	ug/kg	93		SW846 8260B
	25	23	ug/kg	93	0.12	SW846 8260B
1,2-Dibromoethane	25	25	ug/kg	99		SW846 8260B
	25	26	ug/kg	103	3.9	SW846 8260B
1,1-Dichloroethane	25	24	ug/kg	95		SW846 8260B
	25	24	ug/kg	98	3.1	SW846 8260B
1,2-Dichloroethane	25	24	ug/kg	97		SW846 8260B
	25	25	ug/kg	99	2.4	SW846 8260B

(Continued on next page)

LABORATORY CONTROL SAMPLE DATA REPORT

GC/MS Volatiles

Client Lot #...: A0B240490 **Work Order #...:** LV9H11AC-LCS **Matrix.....:** SOLID
LCS Lot-Sample#: A0C030000-288 LV9H11AD-LCSD

PARAMETER	SPIKE AMOUNT	MEASURED AMOUNT	UNITS	PERCENT RECOVERY	RPD	METHOD
1,2-Dichloropropane	25	24	ug/kg	95		SW846 8260B
	25	25	ug/kg	99	3.4	SW846 8260B
cis-1,3-Dichloropropene	25	23	ug/kg	92		SW846 8260B
	25	24	ug/kg	95	2.7	SW846 8260B
trans-1,3-Dichloropropene	25	24	ug/kg	97		SW846 8260B
	25	25	ug/kg	98	1.1	SW846 8260B
Ethylbenzene	25	22	ug/kg	90		SW846 8260B
	25	22	ug/kg	87	3.4	SW846 8260B
2-Hexanone	50	54	ug/kg	109		SW846 8260B
	50	55	ug/kg	109	0.37	SW846 8260B
Methylene chloride	25	26	ug/kg	104		SW846 8260B
	25	26	ug/kg	106	1.6	SW846 8260B
4-Methyl-2-pentanone	50	54	ug/kg	108		SW846 8260B
	50	57	ug/kg	113	4.7	SW846 8260B
Styrene	25	24	ug/kg	95		SW846 8260B
	25	23	ug/kg	91	4.6	SW846 8260B
1,1,2,2-Tetrachloroethane	25	26	ug/kg	103		SW846 8260B
	25	25	ug/kg	99	3.3	SW846 8260B
Tetrachloroethene	25	22	ug/kg	88		SW846 8260B
	25	22	ug/kg	89	1.1	SW846 8260B
1,1,2-Trichloroethane	25	24	ug/kg	95		SW846 8260B
	25	24	ug/kg	95	0.75	SW846 8260B
1,1,1-Trichloroethane	25	23	ug/kg	92		SW846 8260B
	25	23	ug/kg	94	2.3	SW846 8260B
Xylenes (total)	75	69	ug/kg	93		SW846 8260B
	75	66	ug/kg	88	4.8	SW846 8260B
Vinyl chloride	25	22	ug/kg	90		SW846 8260B
	25	23	ug/kg	93	3.6	SW846 8260B
1,2-Dibromo-3-chloro-propane	25	25	ug/kg	100		SW846 8260B
	25	24	ug/kg	98	2.1	SW846 8260B
1,3-Dichlorobenzene	25	22	ug/kg	90		SW846 8260B
	25	21	ug/kg	83	8.0	SW846 8260B
1,4-Dichlorobenzene	25	22	ug/kg	89		SW846 8260B
	25	21	ug/kg	82	7.7	SW846 8260B
1,2-Dichlorobenzene	25	22	ug/kg	90		SW846 8260B
	25	21	ug/kg	84	7.2	SW846 8260B
Dichlorodifluoromethane	25	20	ug/kg	81		SW846 8260B
	25	21	ug/kg	83	2.0	SW846 8260B
trans-1,2-Dichloroethene	25	25	ug/kg	100		SW846 8260B
	25	25	ug/kg	100	0.13	SW846 8260B

(Continued on next page)

LABORATORY CONTROL SAMPLE DATA REPORT

GC/MS Volatiles

Client Lot #...: A0B240490 **Work Order #...:** LV9H11AC-LCS **Matrix.....:** SOLID
LCS Lot-Sample#: A0C030000-288 LV9H11AD-LCSD

PARAMETER	SPIKE AMOUNT	MEASURED AMOUNT	UNITS	PERCENT RECOVERY	RPD	METHOD
cis-1,2-Dichloroethene	25	23	ug/kg	94		SW846 8260B
	25	24	ug/kg	96	2.2	SW846 8260B
Naphthalene	25	25	ug/kg	99		SW846 8260B
	25	25	ug/kg	99	0.55	SW846 8260B
1,1,1,2-Tetrachloroethane	25	24	ug/kg	95		SW846 8260B
	25	24	ug/kg	95	0.16	SW846 8260B
Trichlorofluoromethane	25	28	ug/kg	111		SW846 8260B
	25	27	ug/kg	110	1.1	SW846 8260B
o-Xylene	25	24	ug/kg	94		SW846 8260B
	25	23	ug/kg	92	2.6	SW846 8260B
m-Xylene & p-Xylene	50	46	ug/kg	92		SW846 8260B
	50	43	ug/kg	86	6.0	SW846 8260B
Isopropylbenzene	25	23	ug/kg	94		SW846 8260B
	25	22	ug/kg	88	6.7	SW846 8260B
1,1-Dichloropropene	25	24	ug/kg	96		SW846 8260B
	25	24	ug/kg	97	1.5	SW846 8260B
1,2,3-Trichlorobenzene	25	23	ug/kg	93		SW846 8260B
	25	22	ug/kg	88	6.0	SW846 8260B
1,2,3-Trichloropropane	25	27	ug/kg	107		SW846 8260B
	25	27	ug/kg	110	2.0	SW846 8260B
1,2,4-Trichloro-benzene	25	25	ug/kg	98		SW846 8260B
	25	22	ug/kg	86	13	SW846 8260B
2,2-Dichloropropane	25	22	ug/kg	87		SW846 8260B
	25	22	ug/kg	90	2.8	SW846 8260B
2-Chlorotoluene	25	22	ug/kg	88		SW846 8260B
	25	21	ug/kg	82	7.2	SW846 8260B
4-Chlorotoluene	25	23	ug/kg	92		SW846 8260B
	25	21	ug/kg	85	8.1	SW846 8260B
Bromobenzene	25	23	ug/kg	92		SW846 8260B
	25	22	ug/kg	87	5.8	SW846 8260B
Dibromomethane	25	25	ug/kg	100		SW846 8260B
	25	26	ug/kg	102	1.7	SW846 8260B
Hexachlorobutadiene	25	23	ug/kg	92		SW846 8260B
	25	20	ug/kg	79	15	SW846 8260B
n-Butylbenzene	25	24	ug/kg	95		SW846 8260B
	25	20	ug/kg	82	15	SW846 8260B
n-Propylbenzene	25	23	ug/kg	93		SW846 8260B
	25	21	ug/kg	85	9.2	SW846 8260B
p-Isopropyltoluene	25	24	ug/kg	96		SW846 8260B
	25	21	ug/kg	85	12	SW846 8260B

(Continued on next page)

LABORATORY CONTROL SAMPLE DATA REPORT

GC/MS Volatiles

Client Lot #...: A0B240490 **Work Order #...:** LV9H11AC-LCS **Matrix.....:** SOLID
LCS Lot-Sample#: A0C030000-288 LV9H11AD-LCSD

PARAMETER	SPIKE AMOUNT	MEASURED AMOUNT	UNITS	PERCENT RECOVERY	RPD	METHOD
sec-Butylbenzene	**25**	**23**	**ug/kg**	**94**		**SW846 8260B**
	25	**21**	**ug/kg**	**85**	**10**	**SW846 8260B**
tert-Butylbenzene	**25**	**23**	**ug/kg**	**91**		**SW846 8260B**
	25	**21**	**ug/kg**	**86**	**6.5**	**SW846 8260B**
1,2,4-Trimethylbenzene	**25**	**25**	**ug/kg**	**100**		**SW846 8260B**
	25	**23**	**ug/kg**	**90**	**9.6**	**SW846 8260B**
1,3,5-Trimethylbenzene	**25**	**24**	**ug/kg**	**95**		**SW846 8260B**
	25	**22**	**ug/kg**	**86**	**9.3**	**SW846 8260B**

SURROGATE	PERCENT RECOVERY	RECOVERY LIMITS
1,2-Dichloroethane-d4	89	(61 - 130)
	91	(61 - 130)
Toluene-d8	92	(85 - 115)
	94	(85 - 115)
4-Bromofluorobenzene	89	(85 - 120)
	89	(85 - 120)
Dibromofluoromethane	90	(59 - 138)
	93	(59 - 138)

NOTE(S):

Calculations are performed before rounding to avoid round-off errors in calculated results.

Bold print denotes control parameters

Data File: \\cansvr11\dd\chem\MSV\a3ux8a.i\M00302A.b\UX82664.D
Report Date: 03-Mar-2010 19:11

TestAmerica North Canton

VOLATILE REPORT SW-846 Method 8260A/8260B

Data file : \\cansvr11\dd\chem\MSV\a3ux8a.i\M00302A.b\UX82664.D
Lab Smp Id: CHECK
Inj Date : 02-MAR-2010 19:51
Operator : 402279 Inst ID: a3ux8a.i
Smp Info : CHECK
Misc Info : M00302A,8260SUX8,,402279,3
Comment :
Method : \\cansvr11\dd\chem\MSV\a3ux8a.i\M00302A.b\8260SUX8.m
Meth Date : 03-Mar-2010 19:11 latat Quant Type: ISTD
Cal Date : 26-FEB-2010 20:40 Cal File: UX82639.D
Als bottle: 5 QC Sample: METHSPIKE
Dil Factor: 1.00000
Integrator: HP RTE Compound Sublist: 4-8260+IX.sub
Target Version: 4.14
Processing Host: CANPGCV909

Concentration Formula: Amt * DF * 1/Vo * CpndVariable

Name	Value	Description
DF	1.000	Dilution Factor
Vo	5.000	Sample Volume
Va	100.000	Injection Volume
Cpnd Variable		Local Compound Variable

Compounds	QUANT SIG MASS	RT	EXP RT	REL RT	RESPONSE	CONCENTRATIONS ON-COLUMN (ng)	FINAL (UG/KG)
* 1 Fluorobenzene	96	5.305	5.304	(1.000)	992938	250.000	
* 2 Chlorobenzene-d5	117	7.848	7.847	(1.000)	811703	250.000	
* 3 1,4-Dichlorobenzene-d4	152	10.044	10.043	(1.000)	425886	250.000	
$ 4 Dibromofluoromethane	113	4.788	4.787	(0.903)	187234	225.624	45.125
$ 5 1,2-Dichloroethane-d4	65	5.055	5.055	(0.953)	232394	222.319	44.464
$ 6 Toluene-d8	98	6.582	6.582	(1.241)	779849	231.181	46.236
$ 7 Bromofluorobenzene	95	8.924	8.924	(1.137)	295303	223.295	44.659
8 Dichlorodifluoromethane	85	1.655	1.654	(0.312)	65609	101.549	20.310
9 Chloromethane	50	1.831	1.831	(0.345)	131164	116.061	23.212
10 Vinyl Chloride	62	1.953	1.952	(0.368)	88247	112.004	22.401
11 Bromomethane	94	2.287	2.281	(0.431)	47237	126.564	25.313
12 Chloroethane	64	2.379	2.378	(0.448)	55661	132.828	26.566
13 Trichlorofluoromethane	101	2.604	2.597	(0.491)	110549	138.951	27.790
15 Acrolein	56	2.969	2.968	(0.560)	87262	421.384	84.277
16 Acetone	43	3.096	3.102	(0.584)	147825	271.416	54.283
17 1,1-Dichloroethene	96	3.042	3.041	(0.573)	88741	124.732	24.946
18 Freon-113	151	3.048	3.047	(0.575)	78193	134.571	26.914
19 Iodomethane	142	3.182	3.175	(0.600)	184976	122.416	24.483
20 Carbon Disulfide	76	3.230	3.230	(0.609)	251175	126.010	25.202
21 Methylene Chloride	84	3.443	3.443	(0.649)	129513	130.170	26.034

22 Acetonitrile	41	3.334	3.333 (0.628)	60748	341.639	68.328
23 Acrylonitrile	53	3.644	3.644 (0.687)	179016	383.552	76.710

Data File: \\cansvr11\dd\chem\MSV\a3ux8a.i\M00302A.b\UX82664.D
Report Date: 03-Mar-2010 19:11

	Compounds	QUANT SIG MASS	RT	EXP RT	REL RT	RESPONSE	CONCENTRATIONS ON-COLUMN (ng)	FINAL (UG/KG)
	24 Methyl tert-butyl ether	73	3.644	3.644	(0.687)	173950	117.727	23.545
	25 trans-1,2-Dichloroethene	96	3.656	3.650	(0.689)	105956	125.562	25.112
	26 Hexane	86	3.845	3.844	(0.725)	24550	130.934	26.187
	28 1,1-Dichloroethane	63	3.979	3.984	(0.750)	190669	118.327	23.665
	29 tert-Butyl Alcohol	59	3.522	3.528	(0.664)	162020	2153.69	430.74
	30 2-Butanone	43	4.429	4.428	(0.835)	192364	239.540	47.908
M	31 1,2-Dichloroethene (total)	96				220094	242.659	48.532
	32 cis-1,2-dichloroethene	96	4.429	4.422	(0.835)	114138	117.097	23.419
	33 2,2-Dichloropropane	77	4.423	4.422	(0.834)	87607	109.123	21.824
	34 Bromochloromethane	128	4.611	4.611	(0.869)	63868	125.613	25.122
	35 Chloroform	83	4.660	4.659	(0.878)	165304	115.880	23.176
	36 Tetrahydrofuran	42	4.648	4.647	(0.876)	59242	121.216	24.243
	37 1,1,1-Trichloroethane	97	4.812	4.812	(0.907)	137980	114.533	22.906
	38 1,1-Dichloropropene	75	4.934	4.933	(0.930)	116948	119.778	23.956
	39 Carbon Tetrachloride	117	4.934	4.933	(0.930)	126702	120.541	24.108
	40 1,2-Dichloroethane	62	5.116	5.116	(0.964)	164809	120.777	24.155
	41 Benzene	78	5.098	5.097	(0.961)	369968	113.515	22.703
	42 Trichloroethene	130	5.591	5.590	(1.054)	105532	105.543	21.109
	43 1,2-Dichloropropane	63	5.785	5.779	(1.091)	107221	119.297	23.859
	44 1,4-Dioxane	88	Compound Not Detected.					
	45 Dibromomethane	93	5.883	5.882	(1.109)	62342	125.599	25.120
	46 Bromodichloromethane	83	5.992	5.992	(1.130)	110680	120.572	24.114
	47 2-Chloroethyl vinyl ether	63	6.217	6.211	(1.172)	27732	101.577	20.315
	48 cis-1,3-Dichloropropene	75	6.357	6.357	(1.198)	131254	115.122	23.024
	49 4-Methyl-2-pentanone	43	6.467	6.466	(1.219)	358606	270.188	54.038
	50 Toluene	91	6.637	6.637	(0.846)	407019	98.7718	19.754
	51 trans-1,3-Dichloropropene	75	6.813	6.813	(0.868)	125707	121.385	24.277
	52 Ethyl Methacrylate	69	Compound Not Detected.					
	53 1,1,2-Trichloroethane	97	6.984	6.977	(0.890)	93110	118.298	23.660
	54 1,3-Dichloropropane	76	7.130	7.129	(0.909)	159282	117.884	23.577
	55 Tetrachloroethene	164	7.105	7.105	(0.905)	82329	109.653	21.931
	56 2-Hexanone	43	7.172	7.172	(0.914)	263105	272.211	54.442
	57 Dibromochloromethane	129	7.337	7.330	(0.935)	96392	115.758	23.152
	58 1,2-Dibromoethane	107	7.452	7.452	(0.950)	96882	123.740	24.748
	59 Chlorobenzene	112	7.872	7.872	(1.003)	302341	113.028	22.606
	60 1,1,1,2-Tetrachloroethane	131	7.939	7.938	(1.012)	107514	118.180	23.636
	61 Ethylbenzene	106	7.957	7.957	(1.014)	155157	112.185	22.437
	62 m + p-Xylene	106	8.061	8.060	(1.027)	393422	229.369	45.874
M	63 Xylenes (total)	106				591550	347.159	69.432
	64 Xylene-o	106	8.432	8.431	(1.074)	198128	117.790	23.558
	65 Styrene	104	8.444	8.443	(1.076)	307631	118.970	23.794
	66 Bromoform	173	8.638	8.638	(1.101)	53599	115.262	23.052
	67 Isopropylbenzene	105	8.766	8.766	(1.117)	488320	117.057	23.411
	68 1,1,2,2-Tetrachloroethane	83	9.052	9.052	(0.901)	117782	128.404	25.681
	69 1,4-Dichloro-2-butene	53	9.113	9.106	(0.907)	98053	255.418	51.084
	70 1,2,3-Trichloropropane	110	9.107	9.106	(0.907)	45663	134.212	26.842
	71 Bromobenzene	156	9.083	9.082	(0.904)	135259	114.991	22.998
	72 n-Propylbenzene	120	9.156	9.155	(0.912)	140094	116.097	23.219
	73 2-Chlorotoluene	126	9.259	9.252	(0.922)	122370	110.523	22.104
	74 1,3,5-Trimethylbenzene	105	9.320	9.319	(0.928)	411431	118.534	23.707
	75 4-Chlorotoluene	126	9.356	9.356	(0.932)	130558	114.866	22.973
	76 tert-Butylbenzene	119	9.642	9.642	(0.960)	363494	114.367	22.873

77	1,2,4-Trimethylbenzene	105	9.685	9.684 (0.964)	437082	124.418	24.884
78	sec-Butylbenzene	105	9.855	9.849 (0.981)	505725	116.985	23.397

Data File: \\cansvr11\dd\chem\MSV\a3ux8a.i\M00302A.b\UX82664.D
Report Date: 03-Mar-2010 19:11

	Compounds	QUANT SIG MASS	RT	EXP RT	REL RT	RESPONSE	CONCENTRATIONS ON-COLUMN (ng)	FINAL (UG/KG)
79	4-Isopropyltoluene	119	9.989	9.989	(0.995)	438288	119.910	23.982
80	1,3-Dichlorobenzene	146	9.983	9.976	(0.994)	248873	112.377	22.475
81	1,4-Dichlorobenzene	146	10.062	10.062	(1.002)	256662	111.057	22.211
82	n-Butylbenzene	91	10.390	10.390	(1.035)	348792	118.926	23.785
83	1,2-Dichlorobenzene	146	10.439	10.439	(1.039)	241263	112.427	22.485
84	1,2-Dibromo-3-chloropropane	157	11.212	11.211	(1.116)	21951	124.847	24.969
85	1,2,4-Trichlorobenzene	180	12.027	12.027	(1.197)	148615	122.708	24.542
86	Hexachlorobutadiene	225	12.185	12.185	(1.213)	66846	114.751	22.950
87	Naphthalene	128	12.289	12.288	(1.223)	386486	124.065	24.813
88	1,2,3-Trichlorobenzene	180	12.544	12.544	(1.249)	137133	116.422	23.284
14	Dichlorofluoromethane	67	Compound Not Detected.					
89	Ethyl Ether	59	2.847	2.847	(0.537)	117944	134.443	26.889
91	3-Chloropropene	76	3.230	3.340	(0.609)	251175	664.696	132.94
92	Isopropyl Ether	87	4.003	4.003	(0.755)	101916	126.835	25.367
93	2-Chloro-1,3-butadiene	53	3.845	4.046	(0.725)	5726	4.53830	0.9077
94	Propionitrile	54	Compound Not Detected.					
95	Ethyl Acetate	43	4.429	4.453	(0.835)	192364	158.706	31.741
96	Methacrylonitrile	41	4.648	4.599	(0.876)	32833	42.7831	8.557
97	Isobutanol	41	4.982	4.982	(0.635)	308662	6921.99	1384.4(A)
99	n-Butanol	56	5.311	5.493	(0.677)	7283	438.472	87.694
100	Methyl Methacrylate	41	5.743	5.834	(1.083)	209459	194.201	38.840
101	2-Nitropropane	41	Compound Not Detected.					
98	Cyclohexane	56	4.848	4.848	(0.914)	211794	92.7450	18.549
143	Methyl Acetate	43	3.352	3.352	(0.632)	140750	119.392	23.878
144	Methylcyclohexane	83	5.743	5.742	(1.083)	177856	111.862	22.372
141	1,3,5-Trichlorobenzene	180	Compound Not Detected.					
103	Cyclohexanone	55	8.888	8.888	(0.885)	85080	342.384	68.477
155	tert-Butyl Ethyl ether	59	4.423	4.277	(0.834)	3870	1.25351	0.2507(a)
156	tert-Amyl Methyl ether	73	5.098	5.153	(0.961)	6686	2.90739	0.5815(a)
157	1,2,3-Trimethylbenzene	105	10.105	10.105	(1.006)	442503	123.508	24.702(A)
146	2-Methylnaphthalene	142	13.651	13.651	(1.359)	4270	22.6643	4.533

QC Flag Legend

a - Target compound detected but, quantitated amount
Below Limit Of Quantitation(BLOQ).
A - Target compound detected but, quantitated amount
exceeded maximum amount.

Data File: \\cansvr11\dd\chem\MSV\a3ux8a.i\M00302A.b\UX82664.D
Report Date: 03-Mar-2010 19:11

TestAmerica North Canton

INTERNAL STANDARD COMPOUNDS
AREA AND RT SUMMARY

Instrument ID: a3ux8a.i
Lab File ID: UX82664.D
Lab Smp Id: CHECK
Analysis Type: VOA
Quant Type: ISTD
Operator: 402279
Method File: \\cansvr11\dd\chem\MSV\a3ux8a.i\M00302A.b\8260SUX8.m
Misc Info: M00302A,8260SUX8,,402279,3

Calibration Date: 02-MAR-2010
Calibration Time: 18:46
Level: LOW
Sample Type: SOIL

		AREA LIMIT			
COMPOUND	STANDARD	LOWER	UPPER	SAMPLE	%DIFF
1 Fluorobenzene	973273	486637	1946546	992938	2.02
2 Chlorobenzene-d5	801069	400535	1602138	811703	1.33
3 1,4-Dichlorobenze	427264	213632	854528	425886	-0.32

		RT LIMIT			
COMPOUND	STANDARD	LOWER	UPPER	SAMPLE	%DIFF
1 Fluorobenzene	5.30	4.80	5.80	5.31	0.01
2 Chlorobenzene-d5	7.85	7.35	8.35	7.85	0.01
3 1,4-Dichlorobenze	10.04	9.54	10.54	10.04	0.00

AREA UPPER LIMIT = +100% of internal standard area.
AREA LOWER LIMIT = - 50% of internal standard area.
RT UPPER LIMIT = + 0.50 minutes of internal standard RT.
RT LOWER LIMIT = - 0.50 minutes of internal standard RT.

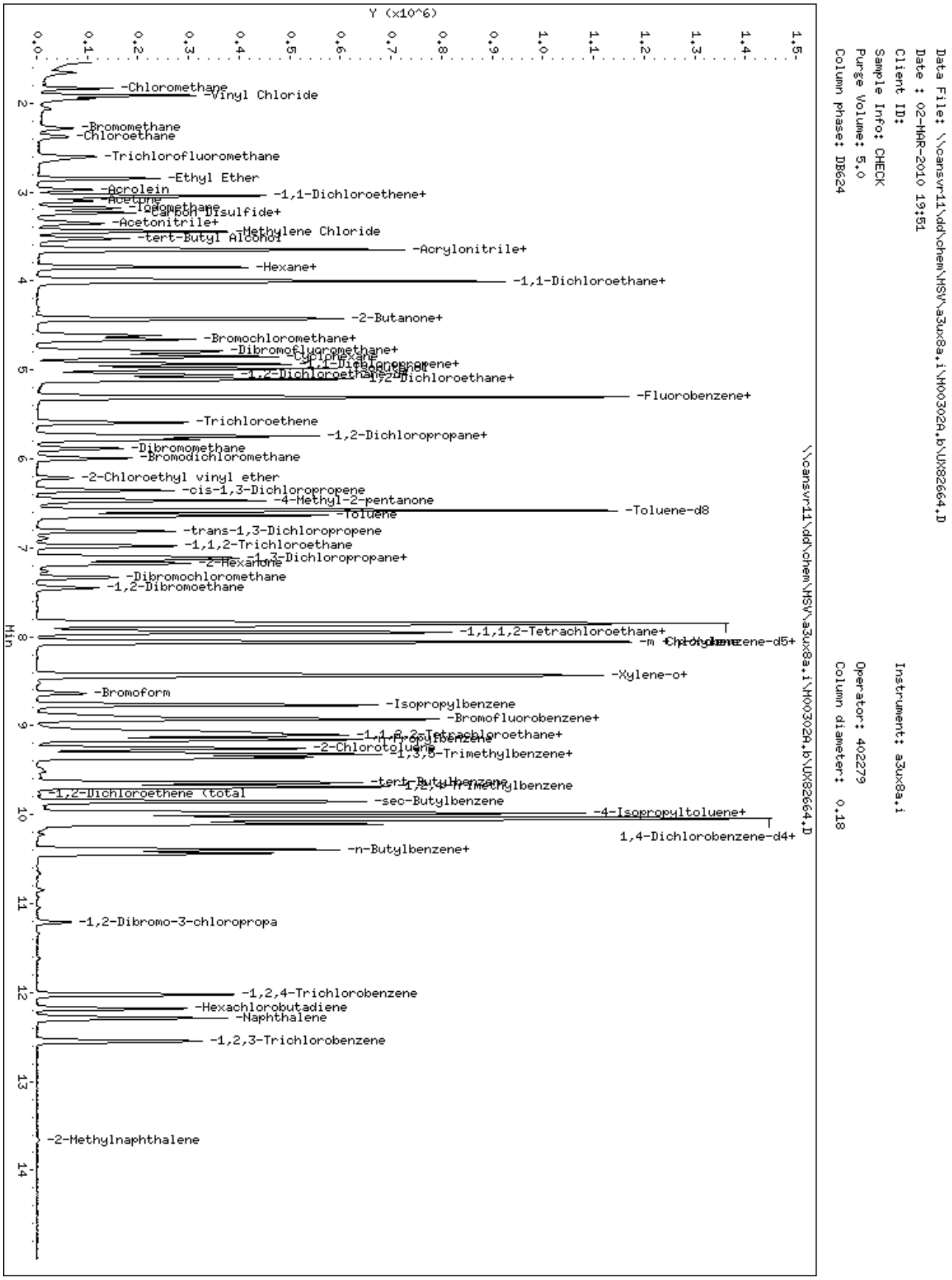

Data File: \\cansvr11\dd\chem\MSV\a3ux8a.i\M00302A.b\UX82664.D
Date : 02-MAR-2010 19:51
Client ID:
Sample Info: CHECK
Purge Volume: 5.0
Column phase: DB624

Instrument: a3ux8a.i
Operator: 402279
Column diameter: 0.18

Data File: \\cansvr11\dd\chem\MSV\a3ux8a.i\M00302A.b\UX82665.D
Report Date: 03-Mar-2010 19:11

TestAmerica North Canton

VOLATILE REPORT SW-846 Method 8260A/8260B

Data file : \\cansvr11\dd\chem\MSV\a3ux8a.i\M00302A.b\UX82665.D
Lab Smp Id: CHECKDUP
Inj Date : 02-MAR-2010 20:13
Operator : 402279 Inst ID: a3ux8a.i
Smp Info : CHECKDUP
Misc Info : M00302A,8260SUX8,,402279,3
Comment :
Method : \\cansvr11\dd\chem\MSV\a3ux8a.i\M00302A.b\8260SUX8.m
Meth Date : 03-Mar-2010 19:11 latat Quant Type: ISTD
Cal Date : 26-FEB-2010 20:40 Cal File: UX82639.D
Als bottle: 6 QC Sample: METHSPIKE
Dil Factor: 1.00000
Integrator: HP RTE Compound Sublist: 4-8260+IX.sub
Target Version: 4.14
Processing Host: CANPGCV909

Concentration Formula: Amt * DF * 1/Vo * CpndVariable

Name	Value	Description
DF	1.000	Dilution Factor
Vo	5.000	Sample Volume
Va	100.000	Injection Volume
Cpnd Variable		Local Compound Variable

	Compounds	QUANT SIG MASS	RT	EXP RT	REL RT	RESPONSE	CONCENTRATIONS ON-COLUMN (ng)	FINAL (UG/KG)
*	1 Fluorobenzene	96	5.308	5.304	(1.000)	988575	250.000	
*	2 Chlorobenzene-d5	117	7.845	7.847	(1.000)	815219	250.000	
*	3 1,4-Dichlorobenzene-d4	152	10.041	10.043	(1.000)	424771	250.000	
$	4 Dibromofluoromethane	113	4.785	4.787	(0.901)	192425	232.902	46.580
$	5 1,2-Dichloroethane-d4	65	5.053	5.055	(0.952)	237132	227.930	45.586
$	6 Toluene-d8	98	6.580	6.582	(1.239)	792098	235.849	47.170
$	7 Bromofluorobenzene	95	8.928	8.924	(1.138)	296826	223.480	44.696
	8 Dichlorodifluoromethane	85	1.658	1.654	(0.312)	66658	103.628	20.726
	9 Chloromethane	50	1.835	1.831	(0.346)	130419	115.911	23.182
	10 Vinyl Chloride	62	1.950	1.952	(0.367)	91099	116.134	23.227
	11 Bromomethane	94	2.279	2.281	(0.429)	45564	122.621	24.524
	12 Chloroethane	64	2.376	2.378	(0.448)	53657	128.611	25.722
	13 Trichlorofluoromethane	101	2.601	2.597	(0.490)	108844	137.412	27.482
	15 Acrolein	56	2.972	2.968	(0.560)	89938	436.223	87.244
	16 Acetone	43	3.100	3.102	(0.584)	147338	271.778	54.356
	17 1,1-Dichloroethene	96	3.045	3.041	(0.574)	92636	130.782	26.156
	18 Freon-113	151	3.045	3.047	(0.574)	79439	137.319	27.464
	19 Iodomethane	142	3.179	3.175	(0.599)	191378	127.212	25.442
	20 Carbon Disulfide	76	3.234	3.230	(0.609)	251879	126.921	25.384
	21 Methylene Chloride	84	3.441	3.443	(0.648)	131071	132.317	26.463

22 Acetonitrile	41	3.337	3.333 (0.629)	67693	382.377	76.475
23 Acrylonitrile	53	3.641	3.644 (0.686)	181587	390.777	78.155

Data File: \\cansvr11\dd\chem\MSV\a3ux8a.i\M00302A.b\UX82665.D
Report Date: 03-Mar-2010 19:11

	Compounds	QUANT SIG MASS	RT	EXP RT	REL RT	RESPONSE	CONCENTRATIONS ON-COLUMN (ng)	FINAL (UG/KG)
	24 Methyl tert-butyl ether	73	3.641	3.644	(0.686)	181327	123.261	24.652
	25 trans-1,2-Dichloroethene	96	3.654	3.650	(0.688)	105351	125.396	25.079
	26 Hexane	86	3.842	3.844	(0.724)	24706	132.347	26.469
	28 1,1-Dichloroethane	63	3.982	3.984	(0.750)	195900	122.110	24.422
	29 tert-Butyl Alcohol	59	3.520	3.528	(0.663)	183838	2454.50	490.90
	30 2-Butanone	43	4.432	4.428	(0.835)	200243	250.452	50.090
M	31 1,2-Dichloroethene (total)	96				221532	245.115	49.023
	32 cis-1,2-dichloroethene	96	4.426	4.422	(0.834)	116181	119.719	23.944
	33 2,2-Dichloropropane	77	4.426	4.422	(0.834)	89739	112.272	22.454
	34 Bromochloromethane	128	4.609	4.611	(0.868)	63050	124.551	24.910
	35 Chloroform	83	4.657	4.659	(0.877)	173279	122.007	24.401
	36 Tetrahydrofuran	42	4.645	4.647	(0.875)	62491	128.429	25.686
	37 1,1,1-Trichloroethane	97	4.809	4.812	(0.906)	140542	117.174	23.435
	38 1,1-Dichloropropene	75	4.931	4.933	(0.929)	118182	121.576	24.315
	39 Carbon Tetrachloride	117	4.937	4.933	(0.930)	127058	121.414	24.283
	40 1,2-Dichloroethane	62	5.114	5.116	(0.963)	168020	123.674	24.735
	41 Benzene	78	5.101	5.097	(0.961)	379832	117.056	23.411
	42 Trichloroethene	130	5.588	5.590	(1.053)	112479	112.988	22.598
	43 1,2-Dichloropropane	63	5.783	5.779	(1.089)	110478	123.464	24.693
	44 1,4-Dioxane	88	Compound Not Detected.					
	45 Dibromomethane	93	5.880	5.882	(1.108)	63110	127.707	25.541
	46 Bromodichloromethane	83	5.996	5.992	(1.129)	114020	124.759	24.952
	47 2-Chloroethyl vinyl ether	63	6.215	6.211	(1.171)	29648	109.075	21.815
	48 cis-1,3-Dichloropropene	75	6.355	6.357	(1.197)	134249	118.268	23.654
	49 4-Methyl-2-pentanone	43	6.464	6.466	(1.218)	374269	283.234	56.647
	50 Toluene	91	6.634	6.637	(0.846)	411065	99.3234	19.865
	51 trans-1,3-Dichloropropene	75	6.811	6.813	(0.868)	127650	122.730	24.546
	52 Ethyl Methacrylate	69	Compound Not Detected.					
	53 1,1,2-Trichloroethane	97	6.981	6.977	(0.890)	94228	119.202	23.840
	54 1,3-Dichloropropane	76	7.133	7.129	(0.909)	163887	120.769	24.154
	55 Tetrachloroethene	164	7.103	7.105	(0.905)	83595	110.859	22.172
	56 2-Hexanone	43	7.176	7.172	(0.915)	265239	273.235	54.647
	57 Dibromochloromethane	129	7.334	7.330	(0.935)	94931	113.512	22.702
	58 1,2-Dibromoethane	107	7.450	7.452	(0.950)	101169	128.658	25.732
	59 Chlorobenzene	112	7.875	7.872	(1.004)	292403	108.841	21.768
	60 1,1,1,2-Tetrachloroethane	131	7.936	7.938	(1.012)	108160	118.378	23.676
	61 Ethylbenzene	106	7.955	7.957	(1.014)	150654	108.460	21.692
	62 m + p-Xylene	106	8.058	8.060	(1.027)	372048	215.972	43.194
M	63 Xylenes (total)	106				565882	330.712	66.142
	64 Xylene-o	106	8.429	8.431	(1.074)	193834	114.740	22.948
	65 Styrene	104	8.441	8.443	(1.076)	295145	113.649	22.730
	66 Bromoform	173	8.642	8.638	(1.102)	56169	120.267	24.053
	67 Isopropylbenzene	105	8.764	8.766	(1.117)	458636	109.467	21.893
	68 1,1,2,2-Tetrachloroethane	83	9.056	9.052	(0.902)	113635	124.208	24.842
	69 1,4-Dichloro-2-butene	53	9.110	9.106	(0.907)	100987	263.751	52.750
	70 1,2,3-Trichloropropane	110	9.110	9.106	(0.907)	46457	136.904	27.381
	71 Bromobenzene	156	9.086	9.082	(0.905)	127286	108.497	21.699
	72 n-Propylbenzene	120	9.159	9.155	(0.912)	127376	105.835	21.167
	73 2-Chlorotoluene	126	9.256	9.252	(0.922)	113590	102.862	20.572
	74 1,3,5-Trimethylbenzene	105	9.317	9.319	(0.928)	373929	108.012	21.602
	75 4-Chlorotoluene	126	9.360	9.356	(0.932)	120102	105.944	21.189
	76 tert-Butylbenzene	119	9.640	9.642	(0.960)	339709	107.164	21.433

77	1,2,4-Trimethylbenzene	105	9.688	9.684 (0.965)	396010	113.023	22.604
78	sec-Butylbenzene	105	9.853	9.849 (0.981)	456103	105.783	21.157

Data File: \\cansvr11\dd\chem\MSV\a3ux8a.i\M00302A.b\UX82665.D
Report Date: 03-Mar-2010 19:11

	Compounds	QUANT SIG MASS	RT	EXP RT	REL RT	RESPONSE	CONCENTRATIONS ON-COLUMN (ng)	FINAL (UG/KG)
79	4-Isopropyltoluene	119	9.986	9.989	(0.995)	386385	105.988	21.198
80	1,3-Dichlorobenzene	146	9.980	9.976	(0.994)	229141	103.739	20.748
81	1,4-Dichlorobenzene	146	10.066	10.062	(1.002)	236970	102.806	20.561
82	n-Butylbenzene	91	10.394	10.390	(1.035)	298239	101.956	20.391
83	1,2-Dichlorobenzene	146	10.437	10.439	(1.039)	223932	104.625	20.925
84	1,2-Dibromo-3-chloropropane	157	11.209	11.211	(1.116)	21447	122.301	24.460
85	1,2,4-Trichlorobenzene	180	12.024	12.027	(1.197)	130090	107.695	21.539
86	Hexachlorobutadiene	225	12.183	12.185	(1.213)	57173	98.4031	19.681
87	Naphthalene	128	12.286	12.288	(1.224)	383355	123.383	24.677
88	1,2,3-Trichlorobenzene	180	12.548	12.544	(1.250)	128749	109.591	21.918
14	Dichlorofluoromethane	67	Compound Not Detected.					
89	Ethyl Ether	59	2.851	2.847	(0.537)	126647	145.001	29.000
91	3-Chloropropene	76	3.234	3.340	(0.609)	251879	669.501	133.90
92	Isopropyl Ether	87	4.006	4.003	(0.755)	106159	132.699	26.540
93	2-Chloro-1,3-butadiene	53	3.842	4.046	(0.724)	5522	4.39593	0.8792
94	Propionitrile	54	Compound Not Detected.					
95	Ethyl Acetate	43	4.432	4.453	(0.835)	200243	165.935	33.187
96	Methacrylonitrile	41	4.645	4.599	(0.875)	35759	46.8015	9.360
97	Isobutanol	41	4.980	4.982	(0.635)	352333	7867.27	1573.4(A)
99	n-Butanol	56	5.302	5.493	(0.676)	6936	425.700	85.140
100	Methyl Methacrylate	41	5.831	5.834	(1.099)	1301	1.21155	0.2423
101	2-Nitropropane	41	Compound Not Detected.					
98	Cyclohexane	56	4.852	4.848	(0.914)	215587	94.8226	18.964
143	Methyl Acetate	43	3.355	3.352	(0.632)	153705	130.956	26.191
144	Methylcyclohexane	83	5.746	5.742	(1.083)	179366	113.310	22.662
141	1,3,5-Trichlorobenzene	180	Compound Not Detected.					
103	Cyclohexanone	55	8.891	8.888	(0.885)	92289	372.369	74.474
155	tert-Butyl Ethyl ether	59	4.426	4.277	(0.834)	4031	1.31142	0.2623(a)
156	tert-Amyl Methyl ether	73	5.101	5.153	(0.961)	7049	3.07876	0.6158(a)
157	1,2,3-Trimethylbenzene	105	10.102	10.105	(1.006)	405442	113.460	22.692(A)
146	2-Methylnaphthalene	142	13.661	13.651	(1.360)	2346	21.7404	4.348

QC Flag Legend

a - Target compound detected but, quantitated amount
Below Limit Of Quantitation(BLOQ).
A - Target compound detected but, quantitated amount
exceeded maximum amount.

Data File: \\cansvr11\dd\chem\MSV\a3ux8a.i\M00302A.b\UX82665.D
Report Date: 03-Mar-2010 19:11

TestAmerica North Canton

INTERNAL STANDARD COMPOUNDS
AREA AND RT SUMMARY

Instrument ID: a3ux8a.i
Lab File ID: UX82665.D
Lab Smp Id: CHECKDUP
Analysis Type: VOA
Quant Type: ISTD
Operator: 402279
Method File: \\cansvr11\dd\chem\MSV\a3ux8a.i\M00302A.b\8260SUX8.m
Misc Info: M00302A,8260SUX8,,402279,3

Calibration Date: 02-MAR-2010
Calibration Time: 18:46
Level: LOW
Sample Type: SOIL

		AREA LIMIT			
COMPOUND	STANDARD	LOWER	UPPER	SAMPLE	%DIFF
1 Fluorobenzene	973273	486637	1946546	988575	1.57
2 Chlorobenzene-d5	801069	400535	1602138	815219	1.77
3 1,4-Dichlorobenze	427264	213632	854528	424771	-0.58

		RT LIMIT			
COMPOUND	STANDARD	LOWER	UPPER	SAMPLE	%DIFF
1 Fluorobenzene	5.30	4.80	5.80	5.31	0.07
2 Chlorobenzene-d5	7.85	7.35	8.35	7.85	-0.03
3 1,4-Dichlorobenze	10.04	9.54	10.54	10.04	-0.02

AREA UPPER LIMIT = +100% of internal standard area.
AREA LOWER LIMIT = - 50% of internal standard area.
RT UPPER LIMIT = + 0.50 minutes of internal standard RT.
RT LOWER LIMIT = - 0.50 minutes of internal standard RT.



Data File: \\cansvr11\dd\chem\MSV\a3ux8a.i\M00302A.b\UX82665.D
Date : 02-MAR-2010 20:13
Client ID:
Sample Info: CHECKDUP
Purge Volume: 5.0
Column phase: DB624

Instrument: a3ux8a.i
Operator: 402279
Column diameter: 0.18

METHOD BLANK REPORT

GC/MS Volatiles

Client Lot #...: A0B240490 **Work Order #...:** LV7H31AA **Matrix.....:** SOLID
MB Lot-Sample #: A0C020000-193

Prep Date.....: 03/01/10 **Final Wgt/Vol..:** 5 mL
Analysis Date..: 03/01/10 **Prep Batch #...:** 0061193
Dilution Factor: 1 **Initial Wgt/Vol:** 5 g

PARAMETER	RESULT	REPORTING LIMIT	UNITS	METHOD
Acetone	**8.2 J**	**20**	**ug/kg**	**SW846 8260B**
Benzene	ND	5.0	ug/kg	SW846 8260B
Bromochloromethane	ND	5.0	ug/kg	SW846 8260B
Bromodichloromethane	ND	5.0	ug/kg	SW846 8260B
Bromoform	ND	5.0	ug/kg	SW846 8260B
Bromomethane	ND	5.0	ug/kg	SW846 8260B
2-Butanone	**3.2 J**	**20**	**ug/kg**	**SW846 8260B**
Carbon disulfide	ND	5.0	ug/kg	SW846 8260B
Carbon tetrachloride	ND	5.0	ug/kg	SW846 8260B
Chlorobenzene	ND	5.0	ug/kg	SW846 8260B
Dibromochloromethane	ND	5.0	ug/kg	SW846 8260B
Chloroethane	ND	5.0	ug/kg	SW846 8260B
Chloroform	ND	5.0	ug/kg	SW846 8260B
Chloromethane	ND	5.0	ug/kg	SW846 8260B
1,2-Dibromoethane	ND	5.0	ug/kg	SW846 8260B
1,1-Dichloroethane	ND	5.0	ug/kg	SW846 8260B
1,2-Dichloroethane	ND	5.0	ug/kg	SW846 8260B
1,1-Dichloroethene	ND	5.0	ug/kg	SW846 8260B
1,2-Dichloroethene (total)	ND	5.0	ug/kg	SW846 8260B
1,2-Dichloropropane	ND	5.0	ug/kg	SW846 8260B
cis-1,3-Dichloropropene	ND	5.0	ug/kg	SW846 8260B
trans-1,3-Dichloropropene	ND	5.0	ug/kg	SW846 8260B
Ethylbenzene	ND	5.0	ug/kg	SW846 8260B
2-Hexanone	**2.0 J**	**20**	**ug/kg**	**SW846 8260B**
Methylene chloride	ND	5.0	ug/kg	SW846 8260B
4-Methyl-2-pentanone	ND	20	ug/kg	SW846 8260B
Styrene	ND	5.0	ug/kg	SW846 8260B
1,1,2,2-Tetrachloroethane	ND	5.0	ug/kg	SW846 8260B
Tetrachloroethene	ND	5.0	ug/kg	SW846 8260B
Toluene	ND	5.0	ug/kg	SW846 8260B
1,1,1-Trichloroethane	ND	5.0	ug/kg	SW846 8260B
1,1,2-Trichloroethane	ND	5.0	ug/kg	SW846 8260B
Trichloroethene	ND	5.0	ug/kg	SW846 8260B
Vinyl chloride	ND	5.0	ug/kg	SW846 8260B
Xylenes (total)	ND	10	ug/kg	SW846 8260B

SURROGATE	PERCENT RECOVERY	RECOVERY LIMITS
1,2-Dichloroethane-d4	93	(61 - 130)
Toluene-d8	99	(85 - 115)

(Continued on next page)

METHOD BLANK REPORT

GC/MS Volatiles

Client Lot #...: A0B240490 **Work Order #...:** LV7H31AA **Matrix.....:** SOLID

PARAMETER	RESULT	REPORTING LIMIT	UNITS	METHOD
4-Bromofluorobenzene	100	(85 - 120)		
Dibromofluoromethane	97	(59 - 138)		

NOTE(S):

Calculations are performed before rounding to avoid round-off errors in calculated results.

J Estimated: The analyte was positively identified; the quanitation is estimated.

Data File: \\cansvr11\dd\chem\MSV\a3ux14.i\R00301B.b\148253.D
Report Date: 01-Mar-2010 15:14

TestAmerica North Canton

VOLATILE REPORT SW-846 Method 8260A/8260B

Data file : \\cansvr11\dd\chem\MSV\a3ux14.i\R00301B.b\148253.D
Lab Smp Id: VBLK
Inj Date : 01-MAR-2010 14:48
Operator : 2807 Inst ID: a3ux14.i
Smp Info : VBLK,5G/5ML
Misc Info : R00301B,8260SUX14,,2807,3,,BLANK,,0
Comment :
Method : \\cansvr11\dd\chem\MSV\a3ux14.i\R00301B.b\8260SUX14.m
Meth Date : 01-Mar-2010 14:04 macenczaks Quant Type: ISTD
Cal Date : 14-JAN-2010 15:16 Cal File: 147364.D
Als bottle: 7 QC Sample: BLANK
Dil Factor: 1.00000
Integrator: HP RTE Compound Sublist: 4-8260+IX.sub
Target Version: 4.14
Processing Host: CANSVR11

Concentration Formula: Amt * DF * 1/Vo * CpndVariable

Name	Value	Description
DF	1.000	Dilution Factor
Vo	5.000	Sample Volume
Va	100.000	Injection Volume
Cpnd Variable		Local Compound Variable

Compounds	QUANT SIG MASS	RT	EXP RT	REL RT	RESPONSE	CONCENTRATIONS ON-COLUMN (ng)	FINAL (UG/KG)
* 1 Fluorobenzene	96	6.599	6.599	(1.000)	1319746	250.000	
* 2 Chlorobenzene-d5	117	9.333	9.332	(1.000)	930293	250.000	
* 3 1,4-Dichlorobenzene-d4	152	11.309	11.309	(1.000)	508680	250.000	
$ 4 Dibromofluoromethane	113	5.901	5.901	(0.894)	351085	241.465	48.293
$ 5 1,2-Dichloroethane-d4	65	6.244	6.244	(0.946)	345259	231.607	46.321
$ 6 Toluene-d8	98	8.090	8.090	(0.867)	1245508	246.965	49.393
$ 7 Bromofluorobenzene	95	10.327	10.326	(0.913)	473408	250.993	50.198
8 Dichlorodifluoromethane	85	Compound Not Detected.					
9 Chloromethane	50	Compound Not Detected.					
10 Vinyl Chloride	62	Compound Not Detected.					
11 Bromomethane	94	Compound Not Detected.					
12 Chloroethane	64	Compound Not Detected.					
13 Trichlorofluoromethane	101	Compound Not Detected.					
15 Acrolein	56	Compound Not Detected.					
16 Acetone	43	2.931	2.931	(0.444)	41940	40.8673	8.173
17 1,1-Dichloroethene	96	Compound Not Detected.					
18 Freon-113	151	Compound Not Detected.					
19 Iodomethane	142	Compound Not Detected.					
20 Carbon Disulfide	76	Compound Not Detected.					
21 Methylene Chloride	84	Compound Not Detected.					

22 Acetonitrile	41	3.310	3.286 (0.502)	5806	33.1640	6.633
23 Acrylonitrile	53	Compound Not Detected.				

Data File: \\cansvr11\dd\chem\MSV\a3ux14.i\R00301B.b\148253.D
Report Date: 01-Mar-2010 15:14

	Compounds	QUANT SIG MASS	RT	EXP RT	REL RT	RESPONSE	CONCENTRATIONS ON-COLUMN (ng)	FINAL (UG/KG)
	24 Methyl tert-butyl ether	73	Compound Not Detected.					
	25 trans-1,2-Dichloroethene	96	Compound Not Detected.					
	26 Hexane	86	Compound Not Detected.					
	27 Vinyl acetate	43	Compound Not Detected.					
	154 Vinyl Acetate**2nd**	86	Compound Not Detected.					
	28 1,1-Dichloroethane	63	Compound Not Detected.					
	29 tert-Butyl Alcohol	59	Compound Not Detected.					
	30 2-Butanone	43	5.392	5.380	(0.817)	10759	15.9090	3.182
M	31 1,2-Dichloroethene (total)	96	Compound Not Detected.					
	32 cis-1,2-dichloroethene	96	Compound Not Detected.					
	33 2,2-Dichloropropane	77	Compound Not Detected.					
	34 Bromochloromethane	128	Compound Not Detected.					
	35 Chloroform	83	Compound Not Detected.					
	36 Tetrahydrofuran	42	Compound Not Detected.					
	37 1,1,1-Trichloroethane	97	Compound Not Detected.					
	38 1,1-Dichloropropene	75	Compound Not Detected.					
	39 Carbon Tetrachloride	117	Compound Not Detected.					
	40 1,2-Dichloroethane	62	Compound Not Detected.					
	41 Benzene	78	Compound Not Detected.					
	42 Trichloroethene	130	Compound Not Detected.					
	43 1,2-Dichloropropane	63	Compound Not Detected.					
	44 1,4-Dioxane	88	Compound Not Detected.					
	45 Dibromomethane	93	7.274	7.274	(1.102)	655	0.90002	0.1800
	46 Bromodichloromethane	83	Compound Not Detected.					
	47 2-Chloroethyl vinyl ether	63	Compound Not Detected.					
	48 cis-1,3-Dichloropropene	75	Compound Not Detected.					
	49 4-Methyl-2-pentanone	43	7.996	7.995	(0.857)	2489	2.21553	0.4431
	50 Toluene	91	Compound Not Detected.					
	51 trans-1,3-Dichloropropene	75	Compound Not Detected.					
	52 Ethyl Methacrylate	69	Compound Not Detected.					
	53 1,1,2-Trichloroethane	97	Compound Not Detected.					
	54 1,3-Dichloropropane	76	Compound Not Detected.					
	55 Tetrachloroethene	164	Compound Not Detected.					
	56 2-Hexanone	43	8.717	8.717	(0.934)	7641	9.87237	1.974
	57 Dibromochloromethane	129	Compound Not Detected.					
	58 1,2-Dibromoethane	107	8.930	8.930	(0.957)	1104	1.16654	0.2333
	59 Chlorobenzene	112	9.356	9.356	(1.003)	2979	0.78877	0.1578
	60 1,1,1,2-Tetrachloroethane	131	Compound Not Detected.					
	61 Ethylbenzene	106	Compound Not Detected.					
	62 m + p-Xylene	106	Compound Not Detected.					
M	63 Xylenes (total)	106	Compound Not Detected.					
	64 Xylene-o	106	Compound Not Detected.					
	65 Styrene	104	Compound Not Detected.					
	66 Bromoform	173	Compound Not Detected.					
	67 Isopropylbenzene	105	Compound Not Detected.					
	68 1,1,2,2-Tetrachloroethane	83	Compound Not Detected.					
	69 1,4-Dichloro-2-butene	53	10.492	10.492	(0.928)	1402	3.62139	0.7243
	70 1,2,3-Trichloropropane	110	Compound Not Detected.					
	71 Bromobenzene	156	Compound Not Detected.					
	72 n-Propylbenzene	120	Compound Not Detected.					
	73 2-Chlorotoluene	126	Compound Not Detected.					
	74 1,3,5-Trimethylbenzene	105	Compound Not Detected.					

75	4-Chlorotoluene	126	Compound Not Detected.
76	tert-Butylbenzene	119	Compound Not Detected.

Data File: \\cansvr11\dd\chem\MSV\a3ux14.i\R00301B.b\148253.D
Report Date: 01-Mar-2010 15:14

	Compounds	QUANT SIG MASS	RT	EXP RT	REL RT	RESPONSE	CONCENTRATIONS ON-COLUMN (ng)	FINAL (UG/KG)
77	1,2,4-Trimethylbenzene	105	Compound Not Detected.					
78	sec-Butylbenzene	105	Compound Not Detected.					
79	4-Isopropyltoluene	119	Compound Not Detected.					
80	1,3-Dichlorobenzene	146	11.250	11.249	(0.995)	3229	1.13553	0.2271
81	1,4-Dichlorobenzene	146	11.321	11.320	(1.001)	4660	1.54473	0.3089
82	n-Butylbenzene	91	Compound Not Detected.					
83	1,2-Dichlorobenzene	146	Compound Not Detected.					
84	1,2-Dibromo-3-chloropropane	157	Compound Not Detected.					
85	1,2,4-Trichlorobenzene	180	12.989	12.989	(1.149)	6086	3.53243	0.7065
86	Hexachlorobutadiene	225	13.131	13.131	(1.161)	1417	1.28302	0.2566
87	Naphthalene	128	13.178	13.178	(1.165)	17564	4.42958	0.8859
88	1,2,3-Trichlorobenzene	180	13.379	13.379	(1.183)	7994	4.71026	0.9420
146	2-Methylnaphthalene	142	14.042	14.054	(1.242)	1899	12.4184	2.484
89	Ethyl Ether	59	Compound Not Detected.					
91	3-Chloropropene	76	Compound Not Detected.					
92	Isopropyl Ether	87	Compound Not Detected.					
93	2-Chloro-1,3-butadiene	53	Compound Not Detected.					
14	Dichlorofluoromethane	67	Compound Not Detected.					
94	Propionitrile	54	Compound Not Detected.					
95	Ethyl Acetate	43	Compound Not Detected.					
96	Methacrylonitrile	67	Compound Not Detected.					
97	Isobutanol	42	Compound Not Detected.					
99	n-Butanol	56	Compound Not Detected.					
100	Methyl Methacrylate	41	Compound Not Detected.					
25	Cyclohexanone	55	Compound Not Detected.					
101	2-Nitropropane	41	Compound Not Detected.					
98	Cyclohexane	56	Compound Not Detected.					
143	Methyl Acetate	43	Compound Not Detected.					
144	Methylcyclohexane	83	Compound Not Detected.					
141	1,3,5-Trichlorobenzene	180	Compound Not Detected.					
156	tert-Butyl Ethyl ether	59	Compound Not Detected.					
157	tert-Amyl Methyl ether	73	Compound Not Detected.					
158	1,2,3-Trimethylbenzene	105	11.368	11.368	(1.005)	6432	1.33718	0.2674(aA)

QC Flag Legend

a - Target compound detected but, quantitated amount
Below Limit Of Quantitation(BLOQ).
A - Target compound detected but, quantitated amount
exceeded maximum amount.

Data File: \\cansvr11\dd\chem\MSV\a3ux14.i\R00301B.b\148253.D
Report Date: 01-Mar-2010 15:14

TestAmerica North Canton

INTERNAL STANDARD COMPOUNDS
AREA AND RT SUMMARY

Instrument ID: a3ux14.i
Lab File ID: 148253.D
Lab Smp Id: VBLK
Analysis Type: VOA
Quant Type: ISTD
Operator: 2807
Method File: \\cansvr11\dd\chem\MSV\a3ux14.i\R00301B.b\8260SUX14.m
Misc Info: R00301B,8260SUX14,,2807,3,,BLANK,,0

Calibration Date: 01-MAR-2010
Calibration Time: 12:59
Level: LOW
Sample Type: SOIL

		AREA LIMIT			
COMPOUND	STANDARD	LOWER	UPPER	SAMPLE	%DIFF
1 Fluorobenzene	1436797	718399	2873594	1319746	-8.15
2 Chlorobenzene-d5	1035641	517821	2071282	930293	-10.17
3 1,4-Dichlorobenze	561590	280795	1123180	508680	-9.42

		RT LIMIT			
COMPOUND	STANDARD	LOWER	UPPER	SAMPLE	%DIFF
1 Fluorobenzene	6.60	6.10	7.10	6.60	0.00
2 Chlorobenzene-d5	9.33	8.83	9.83	9.33	0.00
3 1,4-Dichlorobenze	11.31	10.81	11.81	11.31	0.00

AREA UPPER LIMIT = +100% of internal standard area.
AREA LOWER LIMIT = - 50% of internal standard area.
RT UPPER LIMIT = + 0.50 minutes of internal standard RT.
RT LOWER LIMIT = - 0.50 minutes of internal standard RT.

Data File: \\cansvr11\dd\chem\MSV\a3ux14.i\R00301B.b\148253.D
Date : 01-MAR-2010 14:48
Client ID:
Sample Info: VBLK,5G/5ML
Purge Volume: 5.0
Column phase: DB624
Instrument: a3ux14.i
Operator: 2807
Column diameter: 0.18
Y (x10^6)
Min
\\cansvr11\dd\chem\MSV\a3ux14.i\R00301B.b\148253.D
-Acetone
-Acetonitrile
-2-Butanone
-Dibromofluoromethane
-1,2-Dichloroethane-d4
Fluorobenzene
-Dibromomethane
-4-Methyl-2-pentanone
Toluene-d8
-2-Hexanone
-1,2-Dibromoethane
Chlorobenzene-d5+
-1,4-Dichloro-2-butene
Bromofluorobenzene
-1,3-Dichlorobenzene
-1,2,3-Trimethylbenzene
1,4-Dichlorobenzene-d4+
-1,2,4-Trichlorobenzene
Hexachlorobutadiene
Naphthalene
-1,2,3-Trichlorobenzene
-2-Methylnaphthalene

Data File: \\cansvr11\dd\chem\MSV\a3ux14.i\R00301B.b\148253.D

Date : 01-MAR-2010 14:48

Client ID: Instrument: a3ux14.i

Sample Info: VBLK,5G/5ML

Purge Volume: 5.0 Operator: 2807

Column phase: DB624 Column diameter: 0.18

16 Acetone Concentration: 8.173 UG/KG

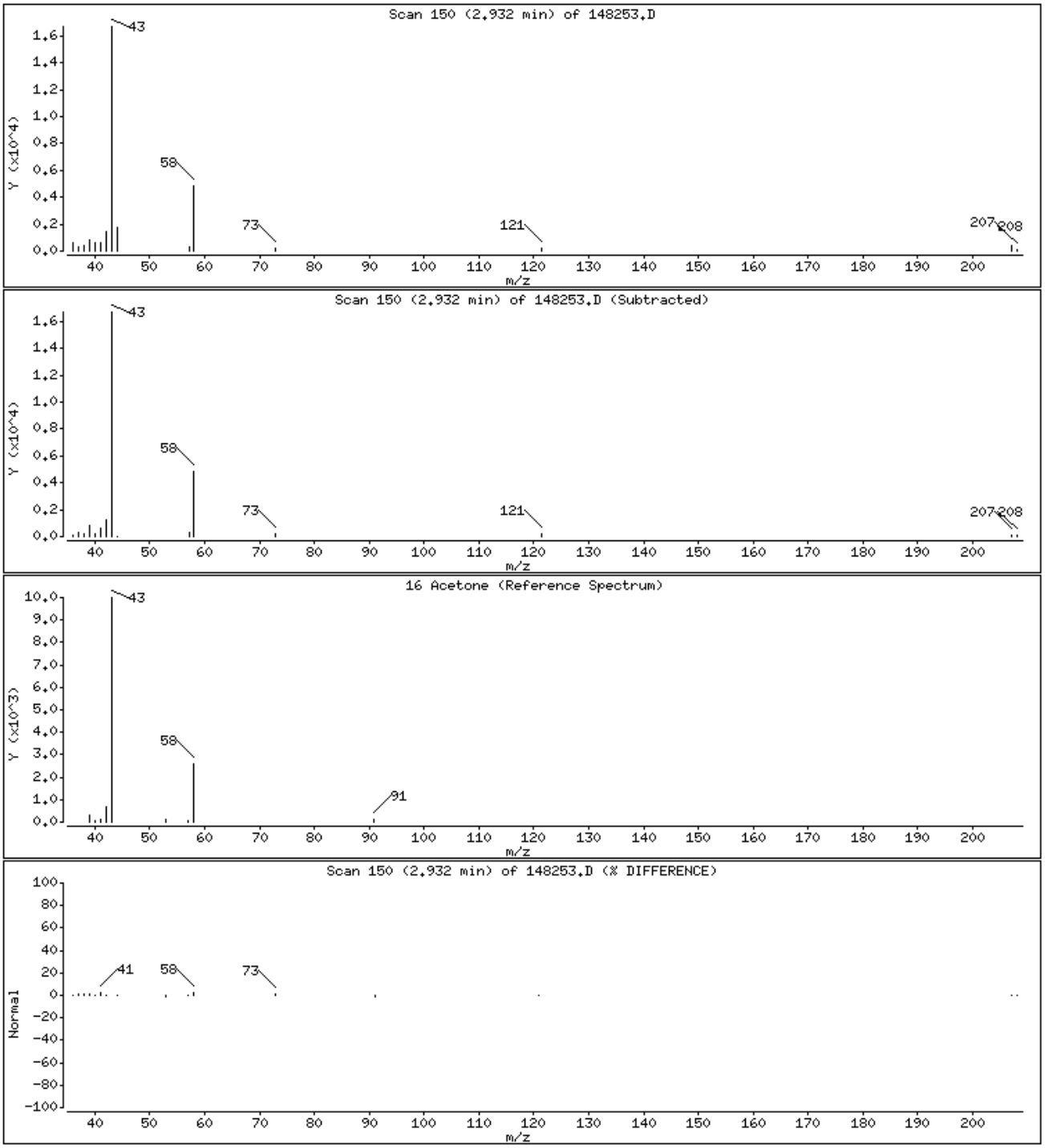

Data File: \\cansvr11\dd\chem\MSV\a3ux14.i\R00301B.b\148253.D

Date : 01-MAR-2010 14:48

Client ID: Instrument: a3ux14.i

Sample Info: VBLK,5G/5ML

Purge Volume: 5.0 Operator: 2807

Column phase: DB624 Column diameter: 0.18

22 Acetonitrile Concentration: 6.633 UG/KG

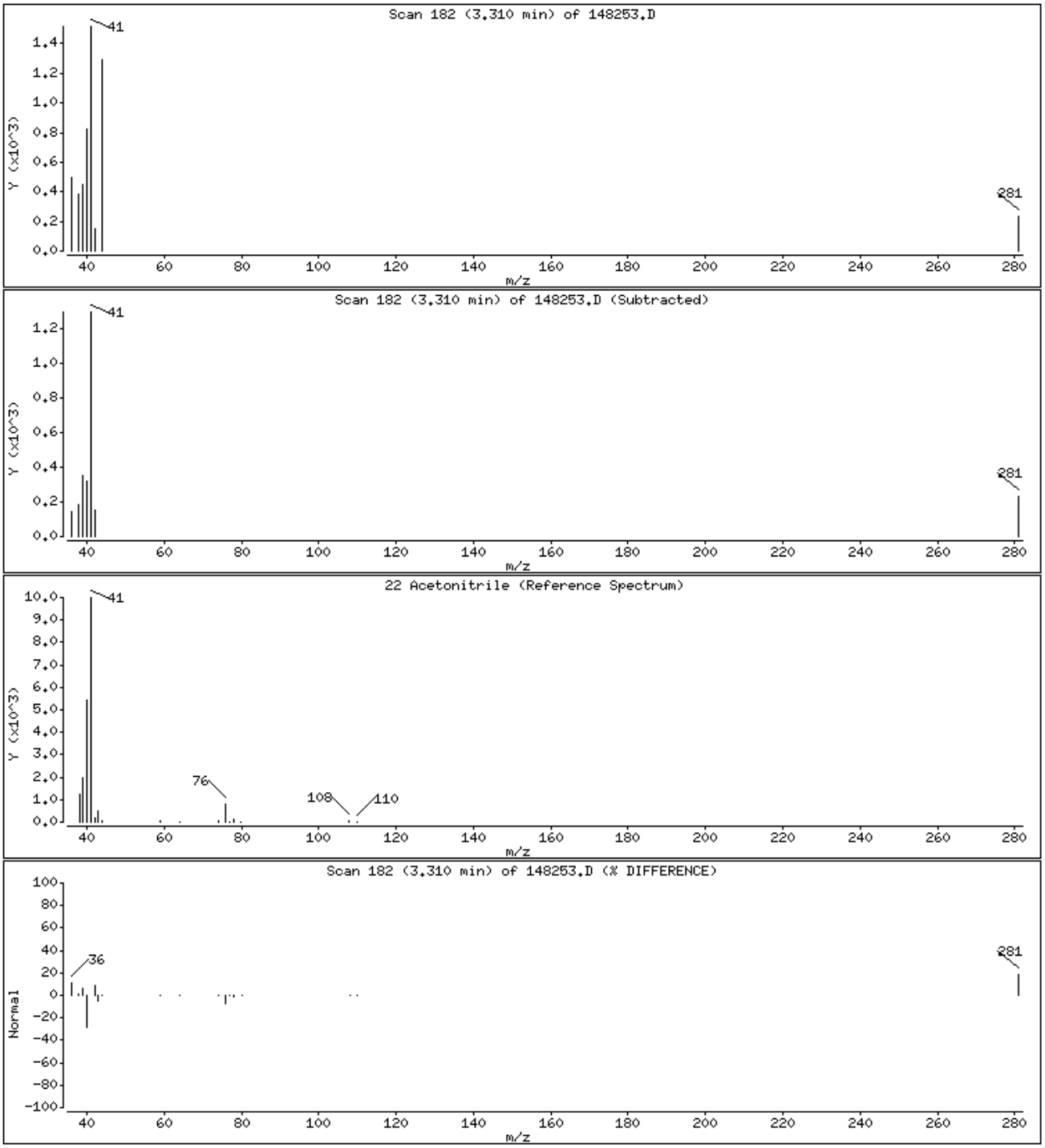

Data File: \\cansvr11\dd\chem\MSV\a3ux14.i\R00301B.b\148253.D

Date : 01-MAR-2010 14:48

Client ID: Instrument: a3ux14.i

Sample Info: VBLK,5G/5ML

Purge Volume: 5.0 Operator: 2807

Column phase: DB624 Column diameter: 0.18

30 2-Butanone Concentration: 3.182 UG/KG

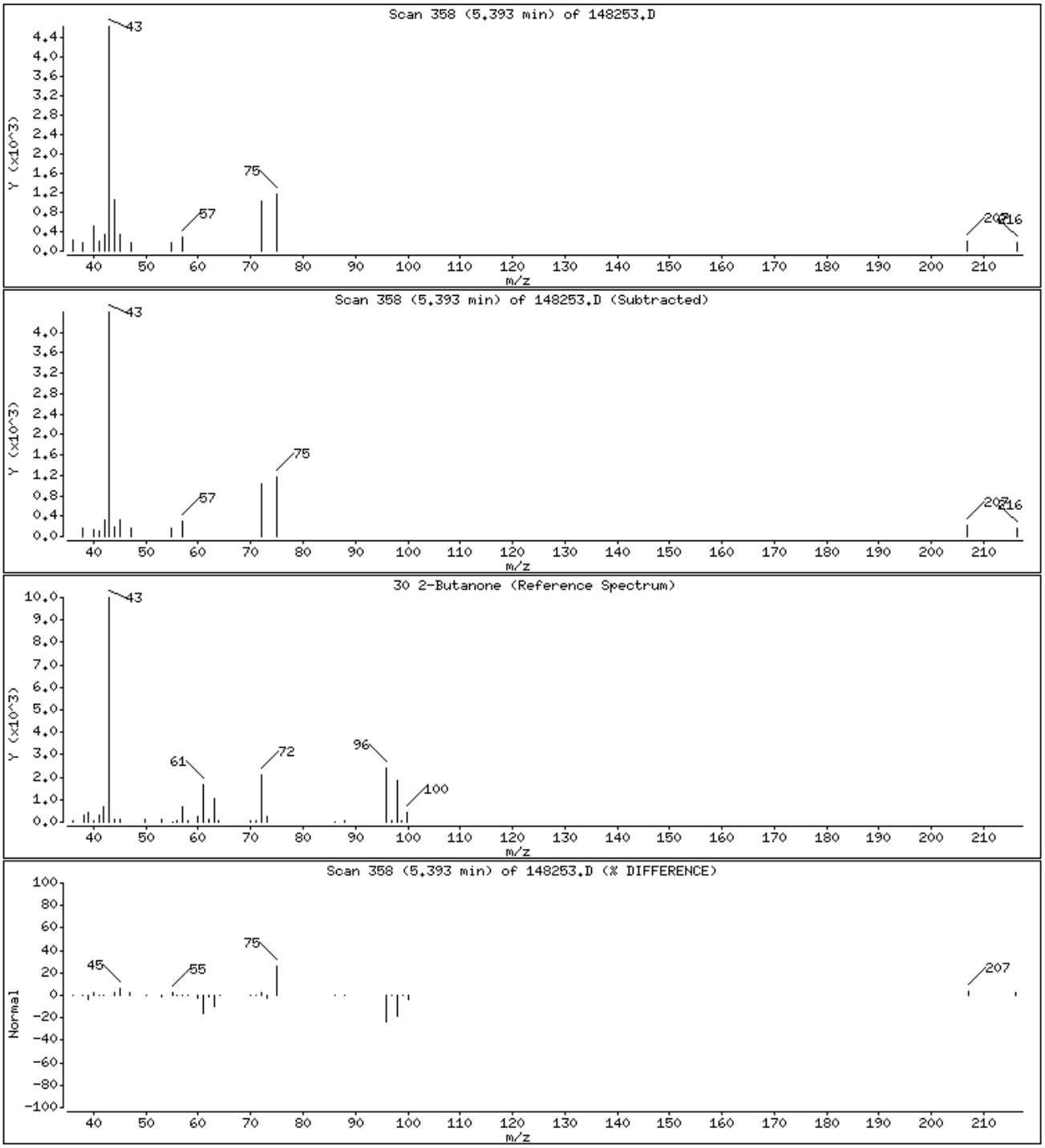

Data File: \\cansvr11\dd\chem\MSV\a3ux14.i\R00301B.b\148253.D

Date : 01-MAR-2010 14:48

Client ID: Instrument: a3ux14.i

Sample Info: VBLK,5G/5ML

Purge Volume: 5.0 Operator: 2807

Column phase: DB624 Column diameter: 0.18

45 Dibromomethane Concentration: 0.1800 UG/KG

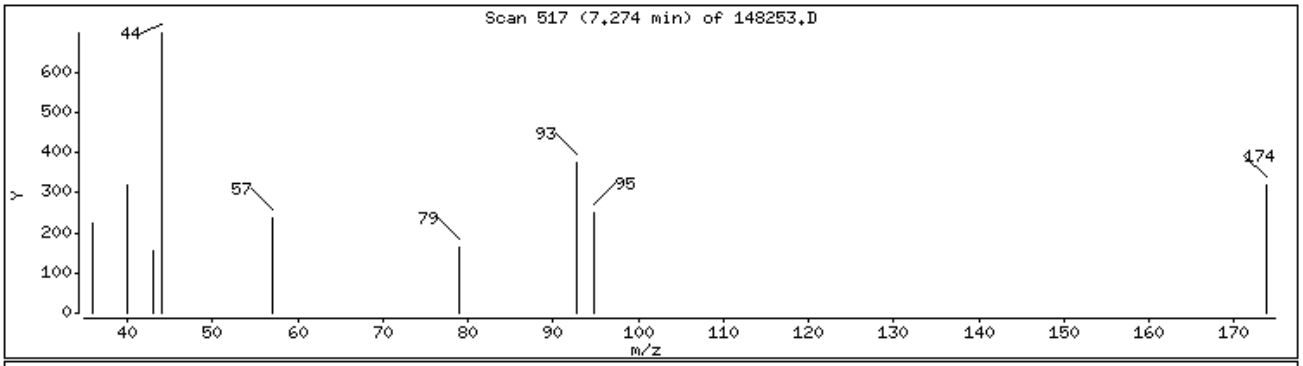

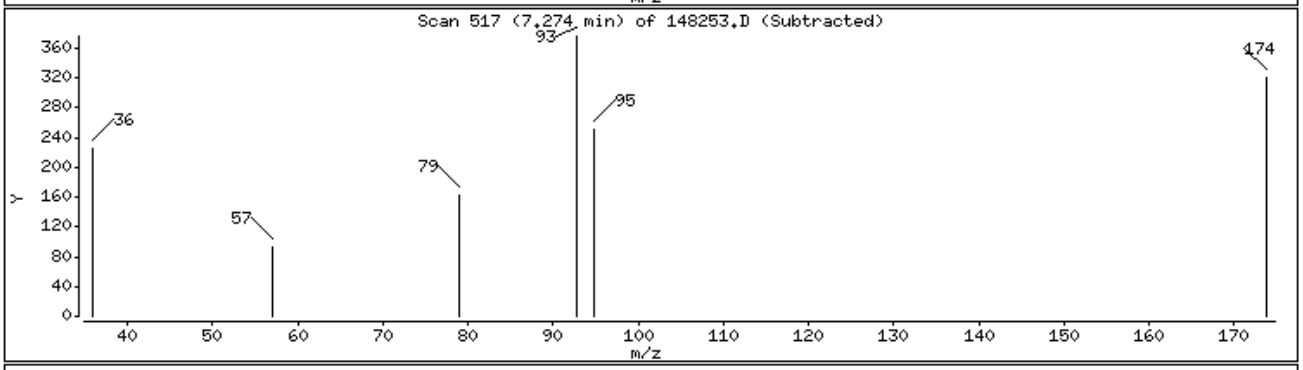

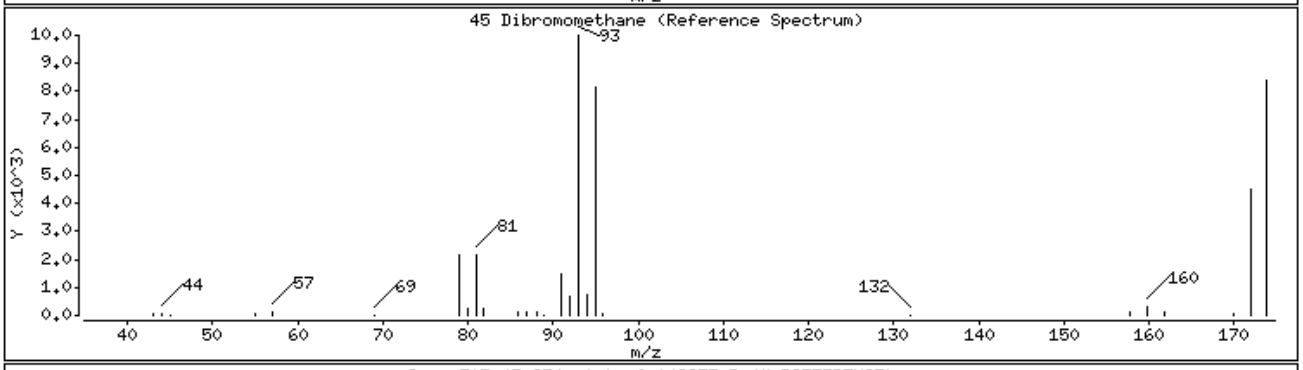

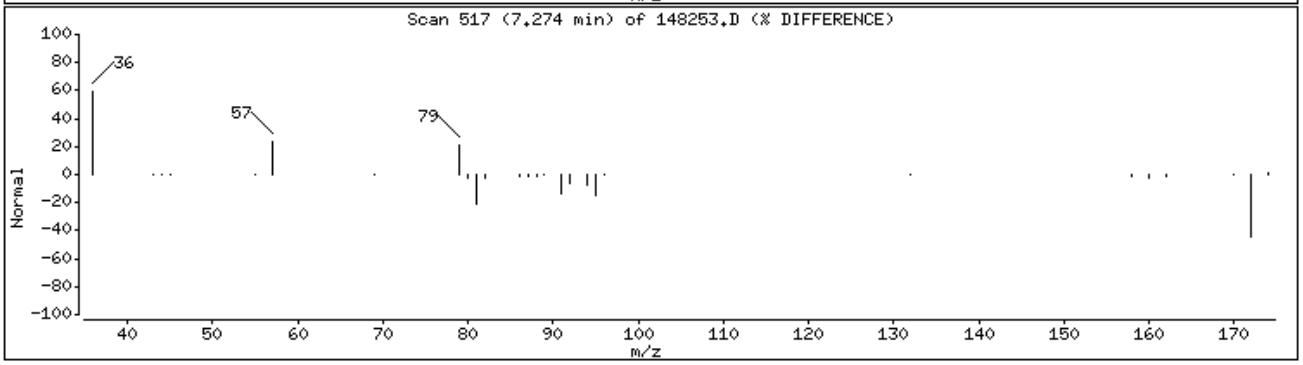

Data File: \\cansvr11\dd\chem\MSV\a3ux14.i\R00301B.b\148253.D

Date : 01-MAR-2010 14:48

Client ID: Instrument: a3ux14.i

Sample Info: VBLK,5G/5ML

Purge Volume: 5.0 Operator: 2807

Column phase: DB624 Column diameter: 0.18

49 4-Methyl-2-pentanone Concentration: 0.4431 UG/KG

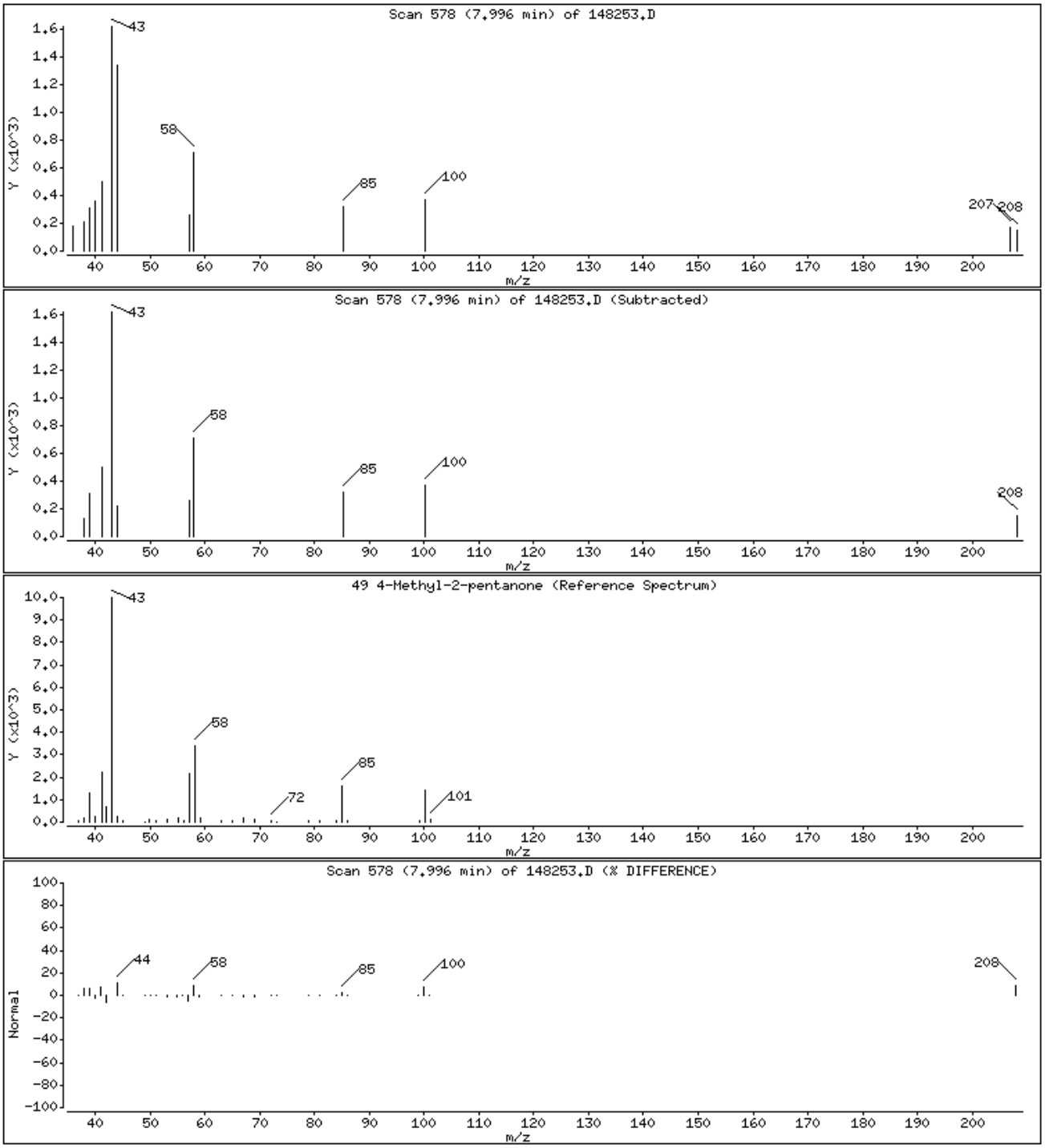

Data File: \\cansvr11\dd\chem\MSV\a3ux14.i\R00301B.b\148253.D

Date : 01-MAR-2010 14:48

Client ID: Instrument: a3ux14.i

Sample Info: VBLK,5G/5ML

Purge Volume: 5.0 Operator: 2807

Column phase: DB624 Column diameter: 0.18

56 2-Hexanone Concentration: 1.974 UG/KG

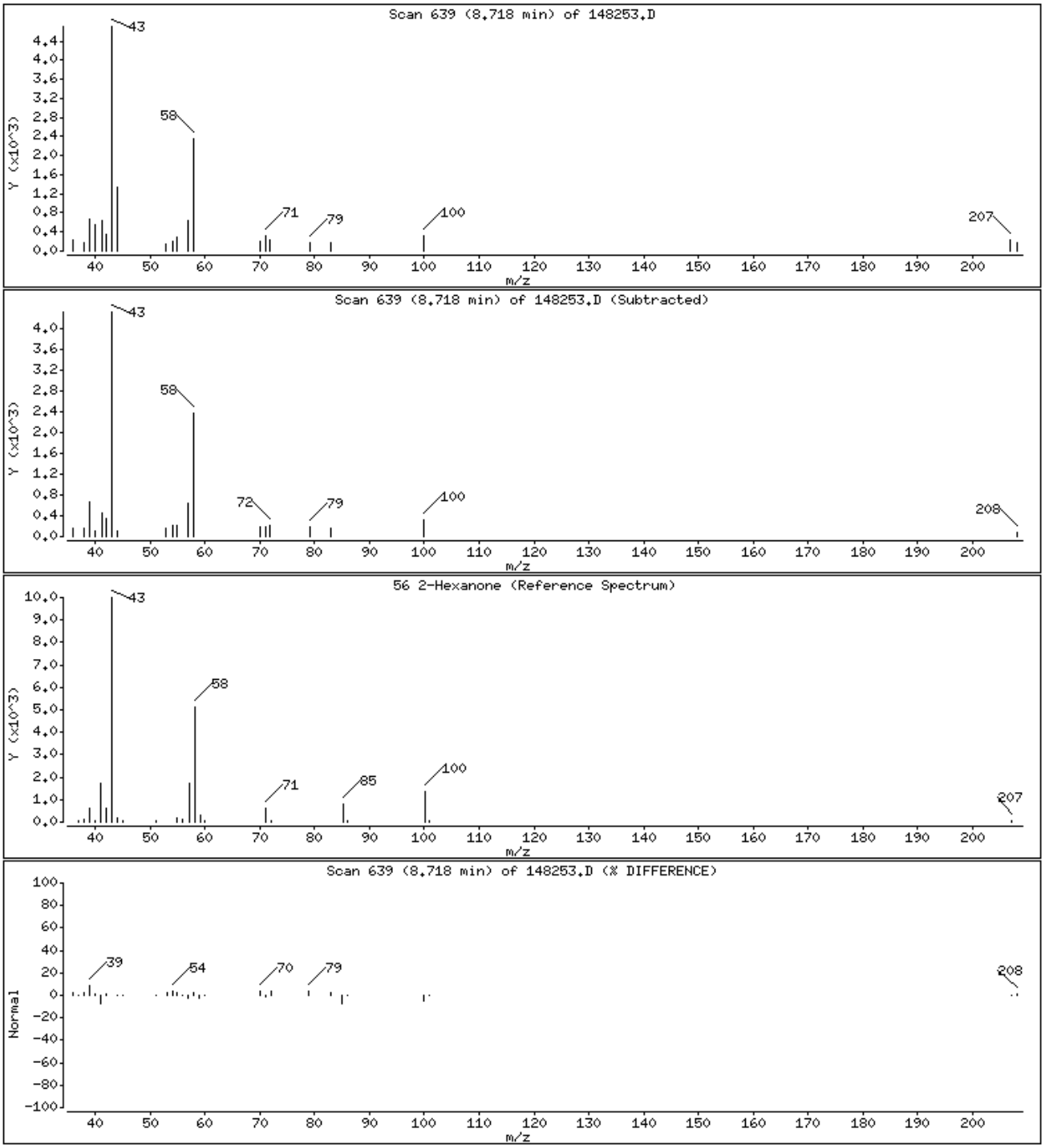

Data File: \\cansvr11\dd\chem\MSV\a3ux14.i\R00301B.b\148253.D

Date : 01-MAR-2010 14:48

Client ID: Instrument: a3ux14.i

Sample Info: VBLK,5G/5ML

Purge Volume: 5.0 Operator: 2807

Column phase: DB624 Column diameter: 0.18

58 1,2-Dibromoethane Concentration: 0.2333 UG/KG

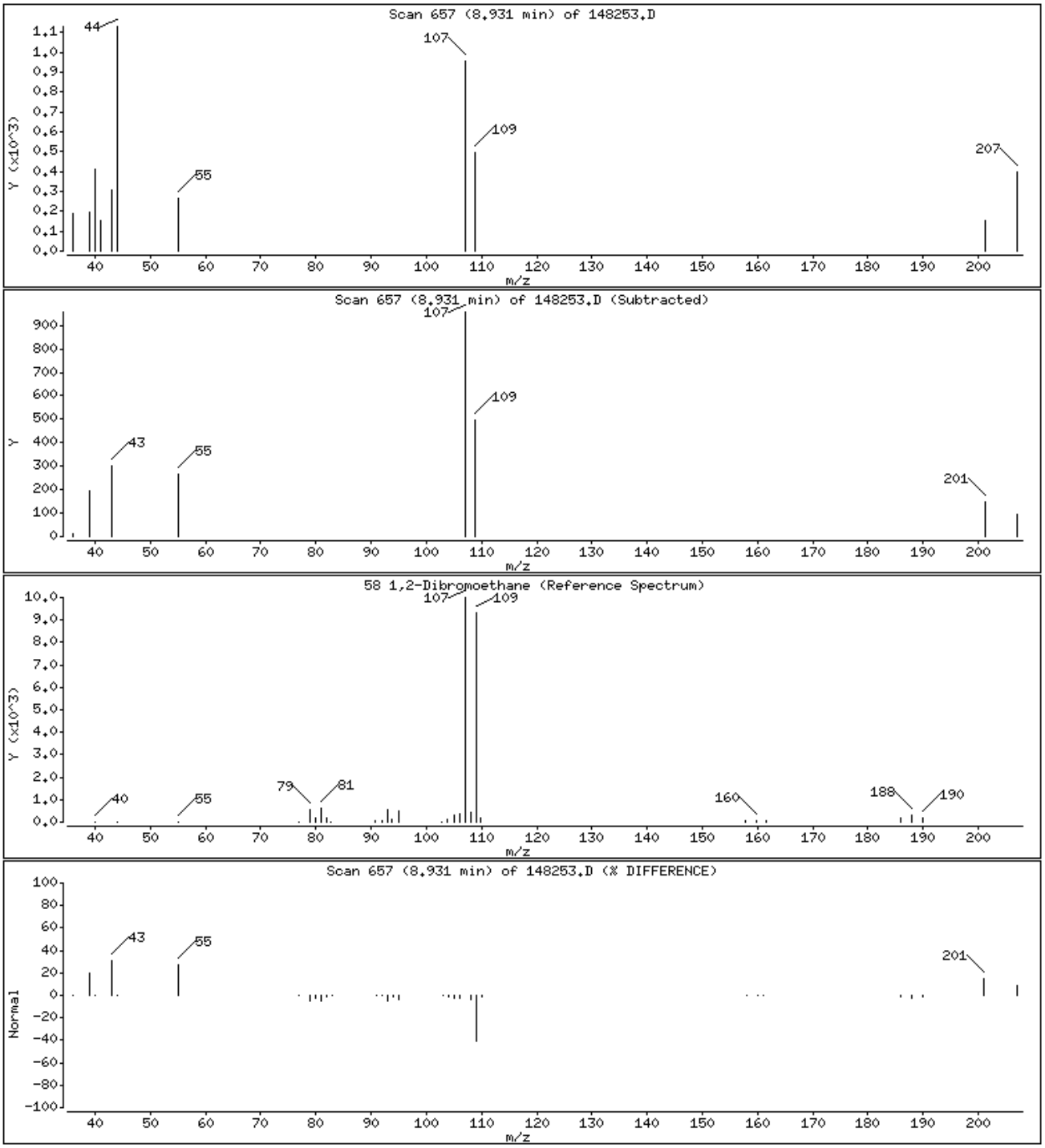

Data File: \\cansvr11\dd\chem\MSV\a3ux14.i\R00301B.b\148253.D

Date : 01-MAR-2010 14:48

Client ID: Instrument: a3ux14.i

Sample Info: VBLK,5G/5ML

Purge Volume: 5.0 Operator: 2807

Column phase: DB624 Column diameter: 0.18

59 Chlorobenzene Concentration: 0.1578 UG/KG

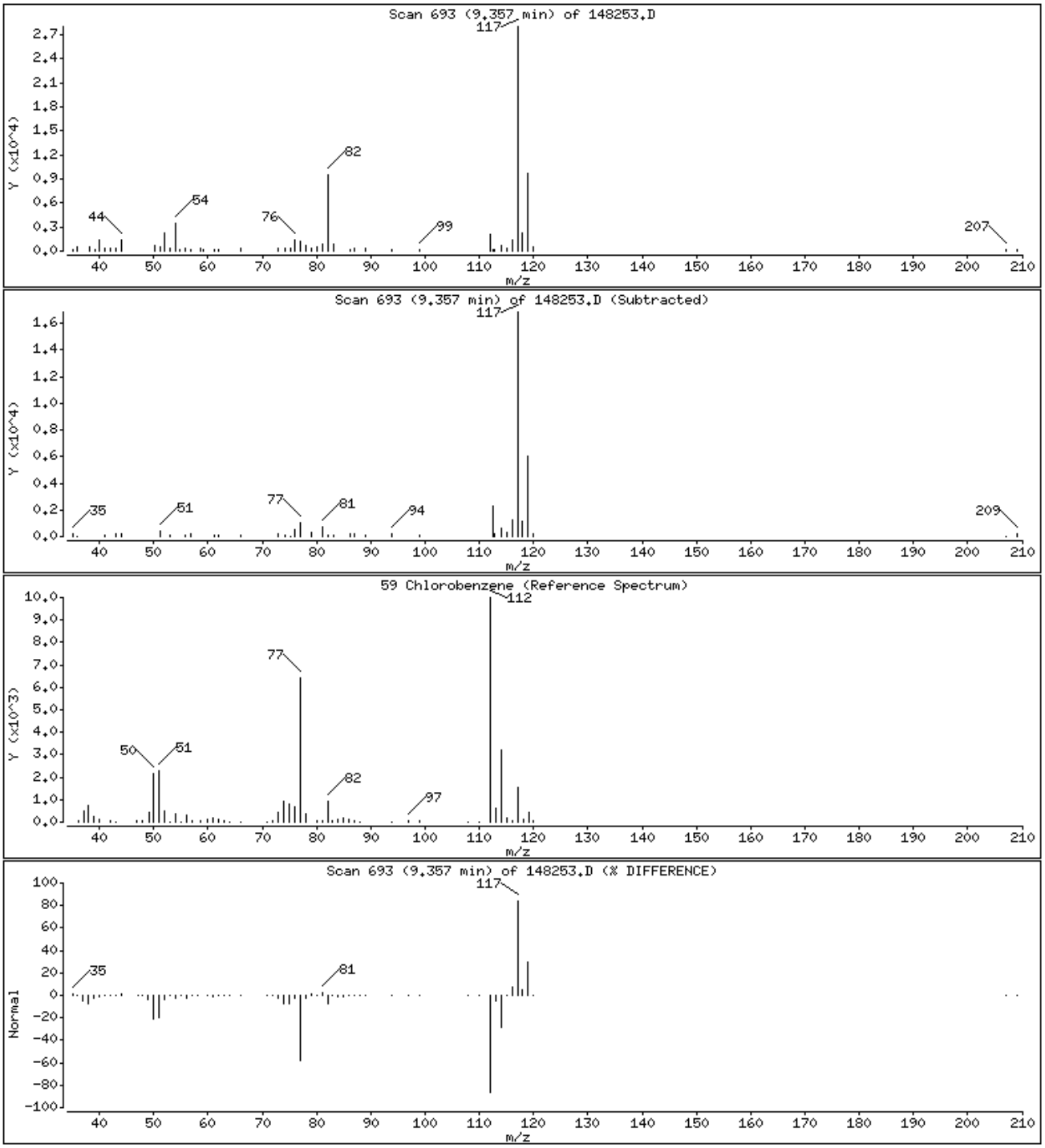

Data File: \\cansvr11\dd\chem\MSV\a3ux14.i\R00301B.b\148253.D

Date : 01-MAR-2010 14:48

Client ID: Instrument: a3ux14.i

Sample Info: VBLK,5G/5ML

Purge Volume: 5.0 Operator: 2807

Column phase: DB624 Column diameter: 0.18

69 1,4-Dichloro-2-butene Concentration: 0.7243 UG/KG

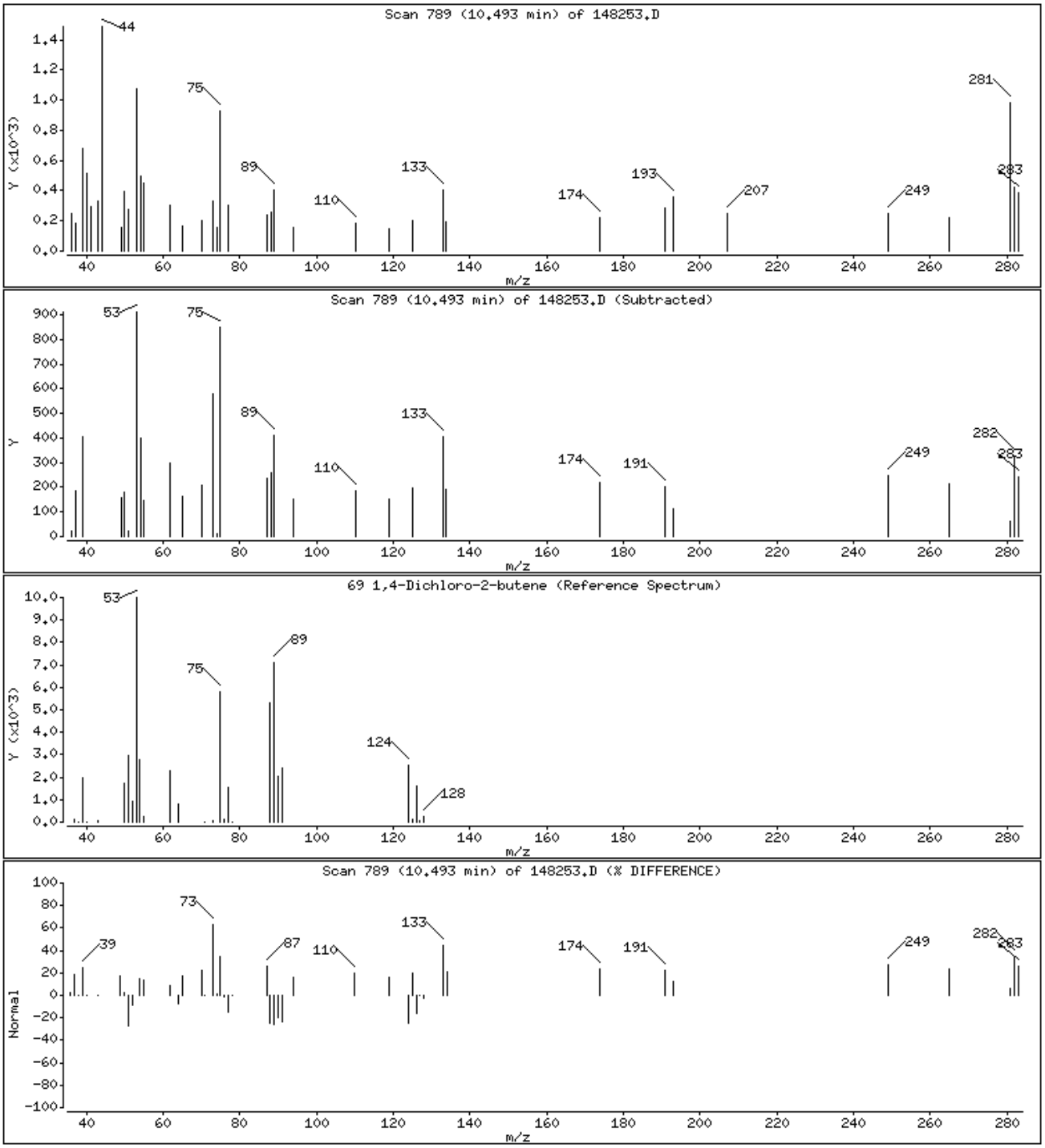

Data File: \\cansvr11\dd\chem\MSV\a3ux14.i\R00301B.b\148253.D

Date : 01-MAR-2010 14:48

Client ID:

Instrument: a3ux14.i

Sample Info: VBLK,5G/5ML

Purge Volume: 5.0

Operator: 2807

Column phase: DB624

Column diameter: 0.18

80 1,3-Dichlorobenzene

Concentration: 0.2271 UG/KG

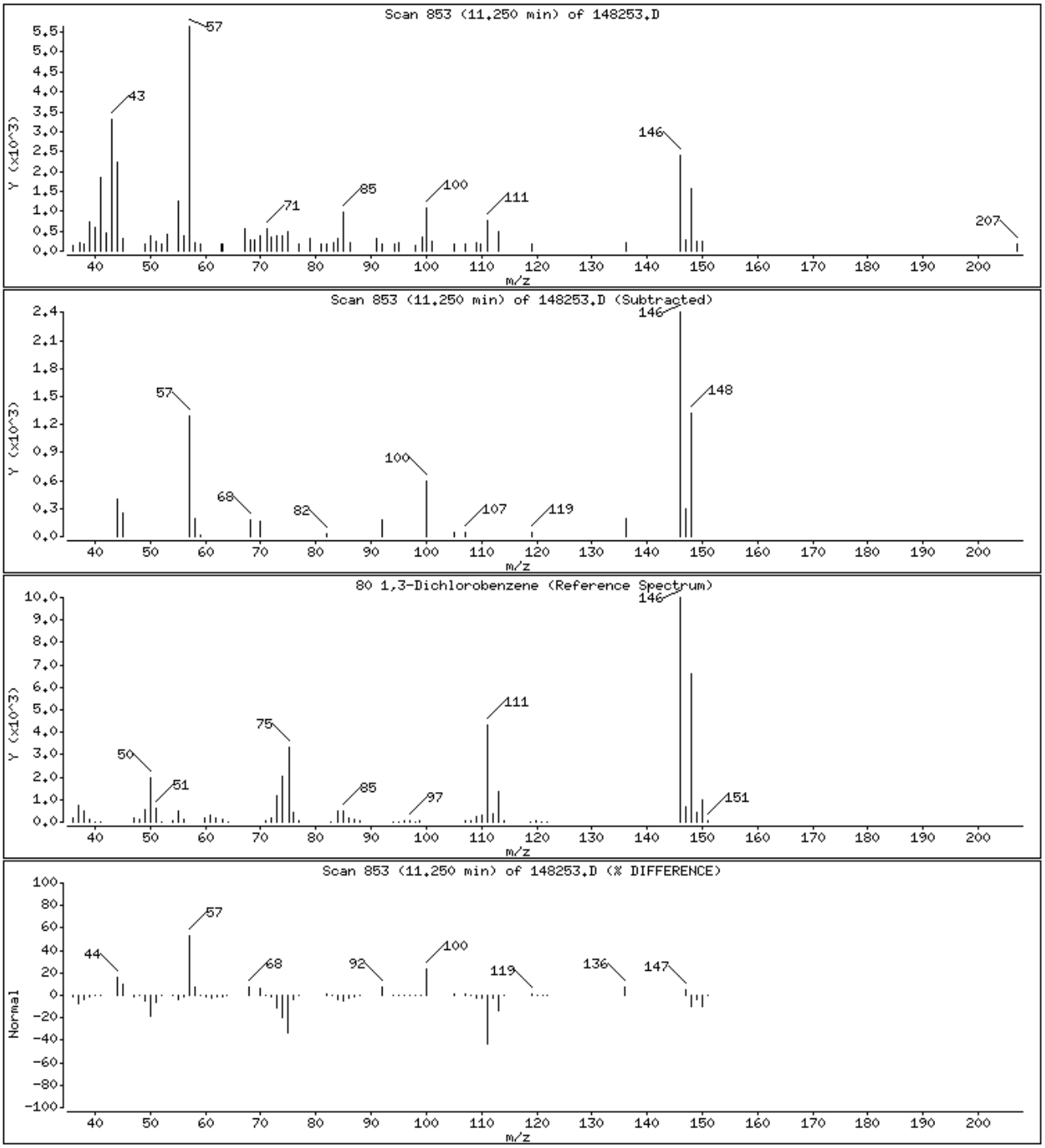

Data File: \\cansvr11\dd\chem\MSV\a3ux14.i\R00301B.b\148253.D

Date : 01-MAR-2010 14:48

Client ID:

Instrument: a3ux14.i

Sample Info: VBLK,5G/5ML

Purge Volume: 5.0

Operator: 2807

Column phase: DB624

Column diameter: 0.18

81 1,4-Dichlorobenzene

Concentration: 0.3089 UG/KG

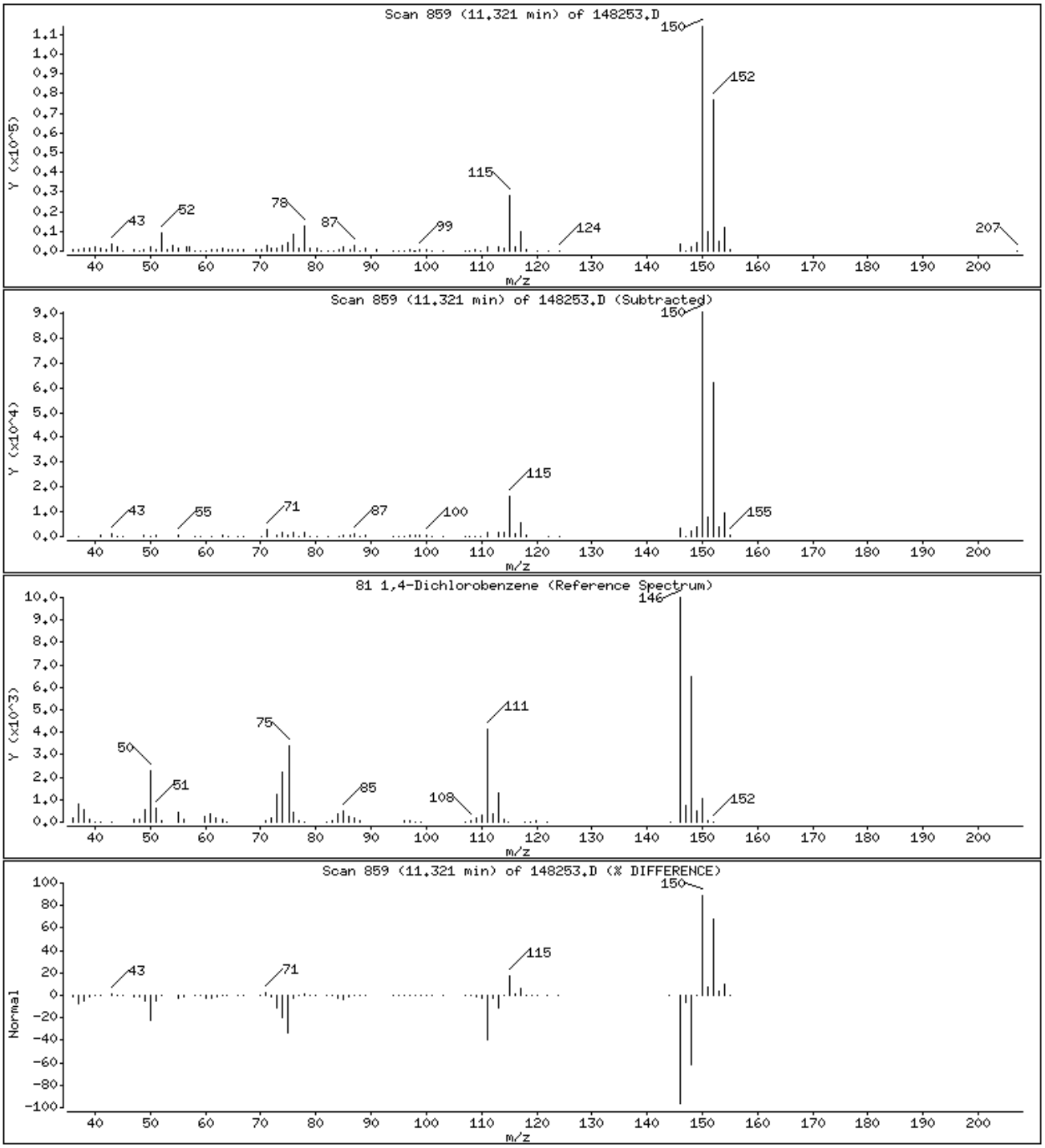

Data File: \\cansvr11\dd\chem\MSV\a3ux14.i\R00301B.b\148253.D

Date : 01-MAR-2010 14:48

Client ID: Instrument: a3ux14.i

Sample Info: VBLK,5G/5ML

Purge Volume: 5.0 Operator: 2807

Column phase: DB624 Column diameter: 0.18

85 1,2,4-Trichlorobenzene Concentration: 0.7065 UG/KG

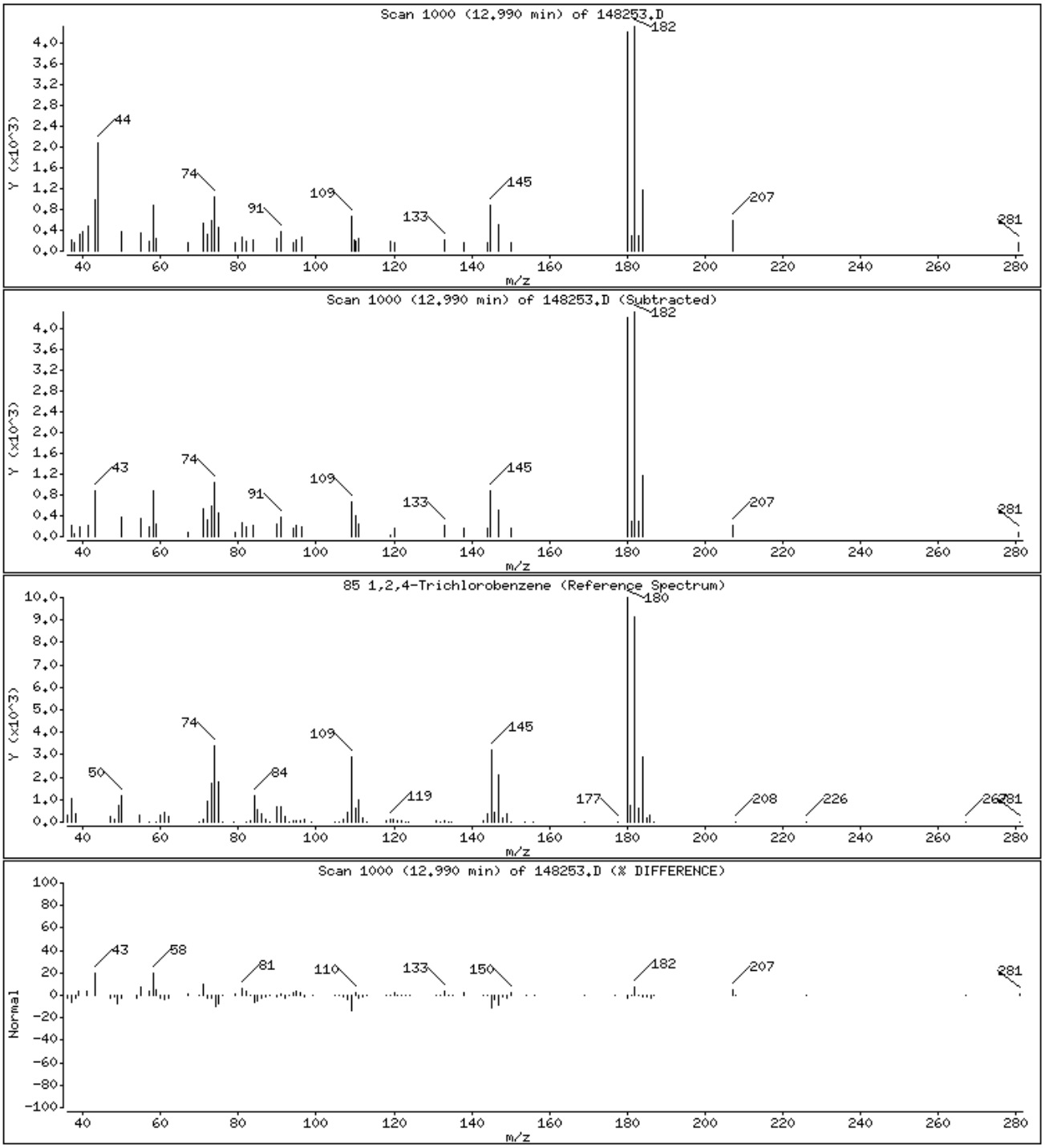

Data File: \\cansvr11\dd\chem\MSV\a3ux14.i\R00301B.b\148253.D

Date : 01-MAR-2010 14:48

Client ID: Instrument: a3ux14.i

Sample Info: VBLK,5G/5ML

Purge Volume: 5.0 Operator: 2807

Column phase: DB624 Column diameter: 0.18

86 Hexachlorobutadiene Concentration: 0.2566 UG/KG

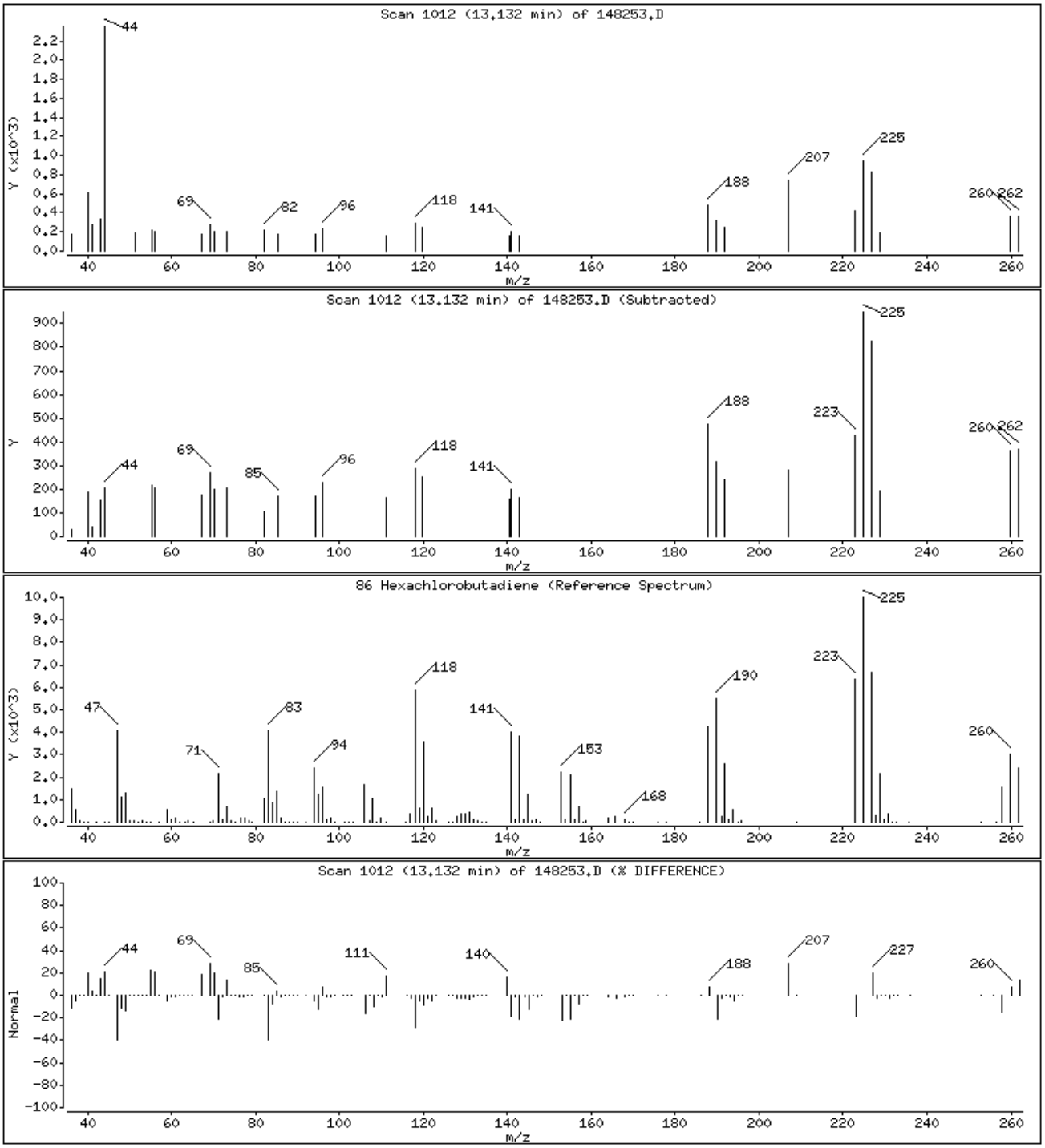

Data File: \\cansvr11\dd\chem\MSV\a3ux14.i\R00301B.b\148253.D

Date : 01-MAR-2010 14:48

Client ID: Instrument: a3ux14.i

Sample Info: VBLK,5G/5ML

Purge Volume: 5.0 Operator: 2807

Column phase: DB624 Column diameter: 0.18

87 Naphthalene Concentration: 0.8859 UG/KG

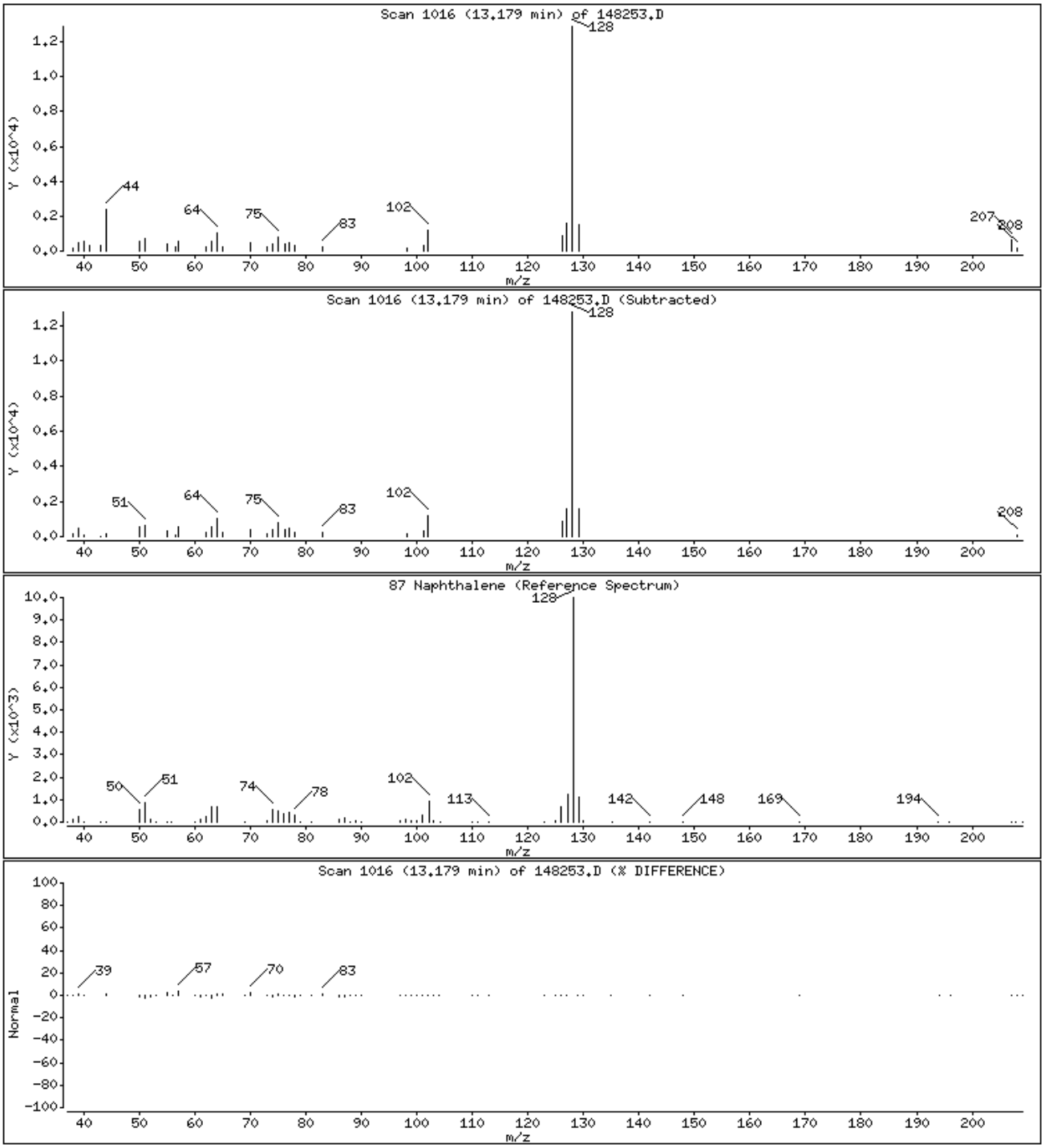

Data File: \\cansvr11\dd\chem\MSV\a3ux14.i\R00301B.b\148253.D

Date : 01-MAR-2010 14:48

Client ID: Instrument: a3ux14.i

Sample Info: VBLK,5G/5ML

Purge Volume: 5.0 Operator: 2807

Column phase: DB624 Column diameter: 0.18

88 1,2,3-Trichlorobenzene Concentration: 0.9420 UG/KG

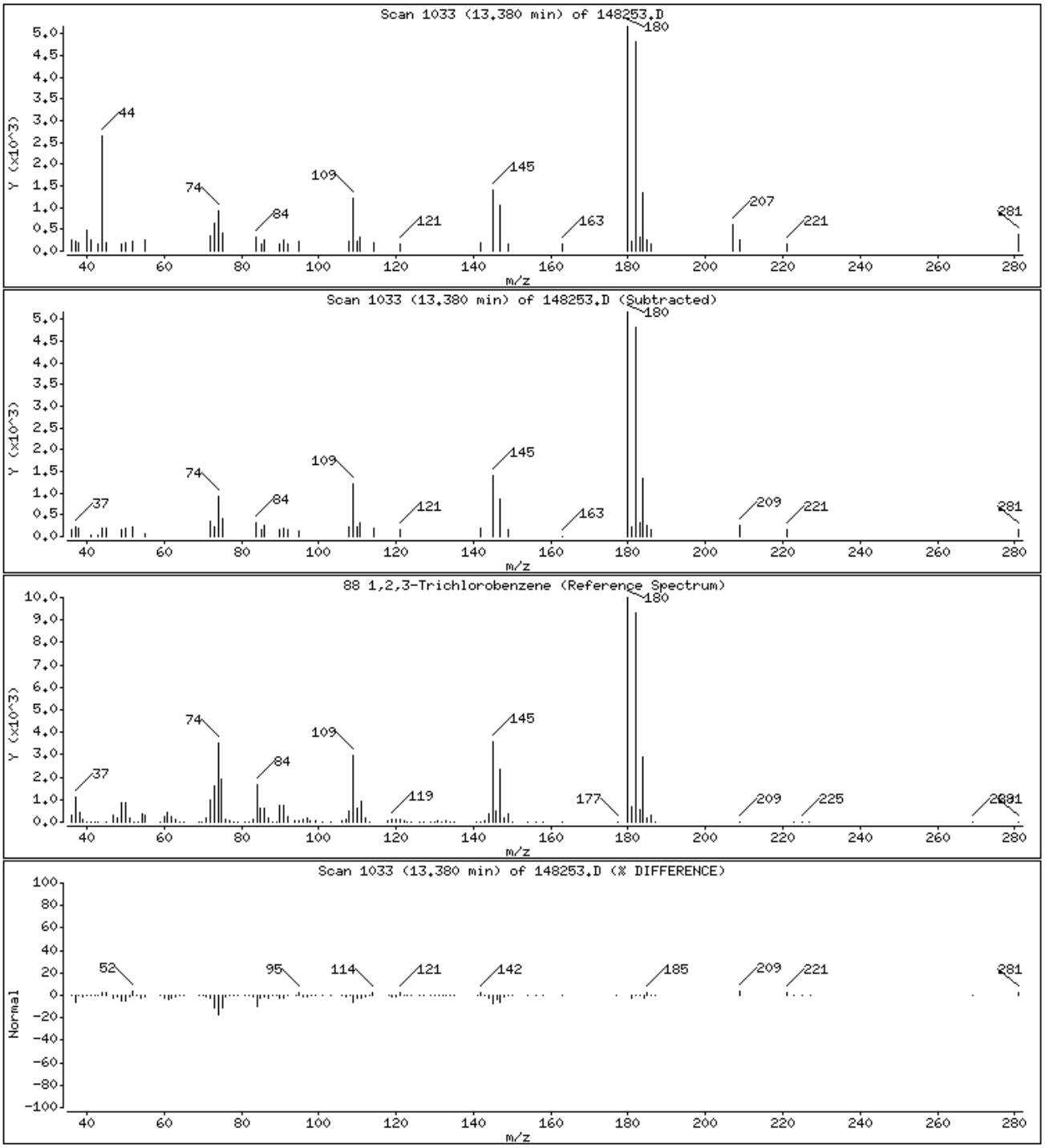

Data File: \\cansvr11\dd\chem\MSV\a3ux14.i\R00301B.b\148253.D

Date : 01-MAR-2010 14:48

Client ID: Instrument: a3ux14.i

Sample Info: VBLK,5G/5ML

Purge Volume: 5.0 Operator: 2807

Column phase: DB624 Column diameter: 0.18

146 2-Methylnaphthalene Concentration: 2.484 UG/KG

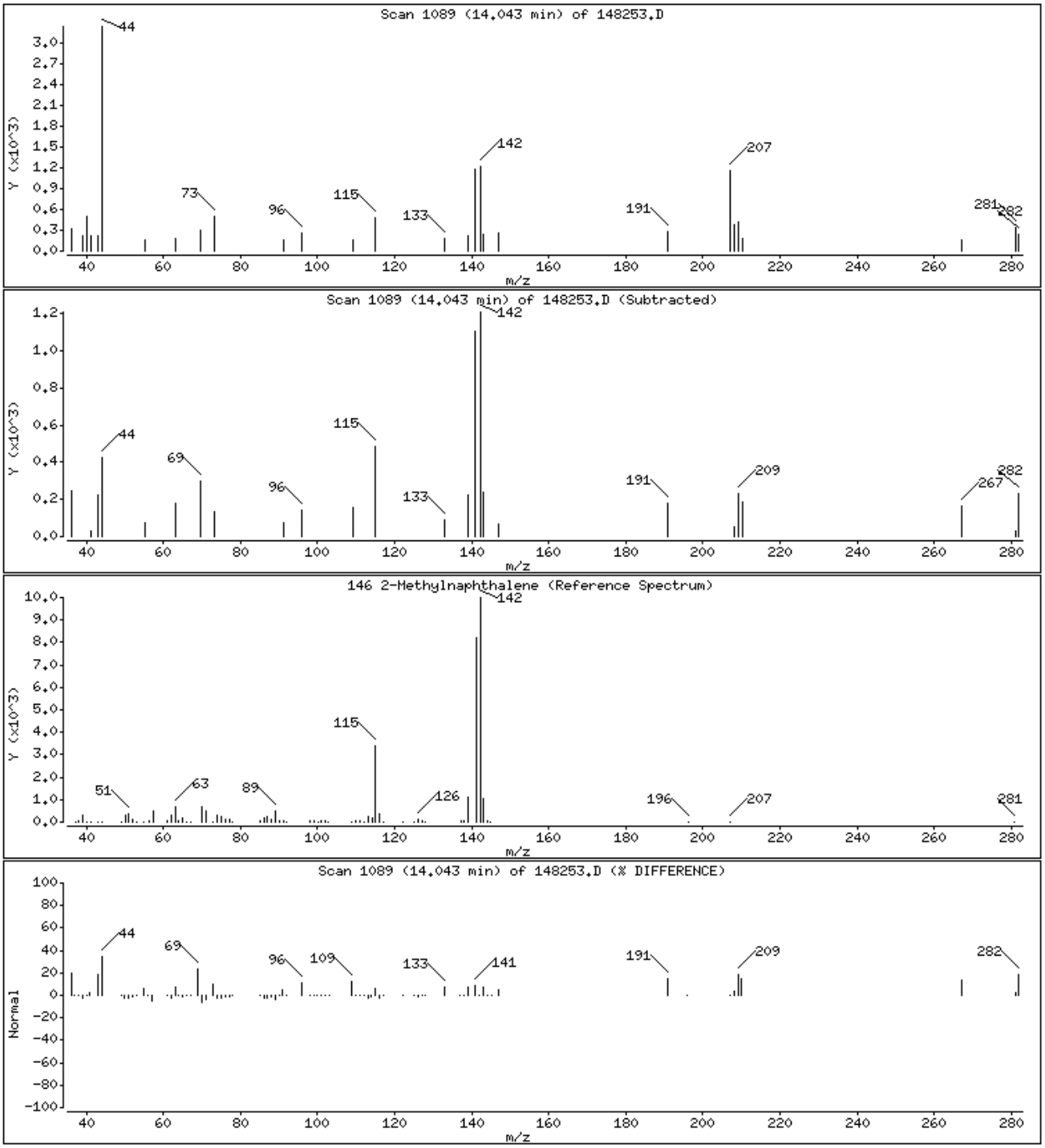

Data File: \\cansvr11\dd\chem\MSV\a3ux14.i\R00301B.b\148253.D

Date : 01-MAR-2010 14:48

Client ID: Instrument: a3ux14.i

Sample Info: VBLK,5G/5ML

Purge Volume: 5.0 Operator: 2807

Column phase: DB624 Column diameter: 0.18

158 1,2,3-Trimethylbenzene Concentration: 0.2674 UG/KG

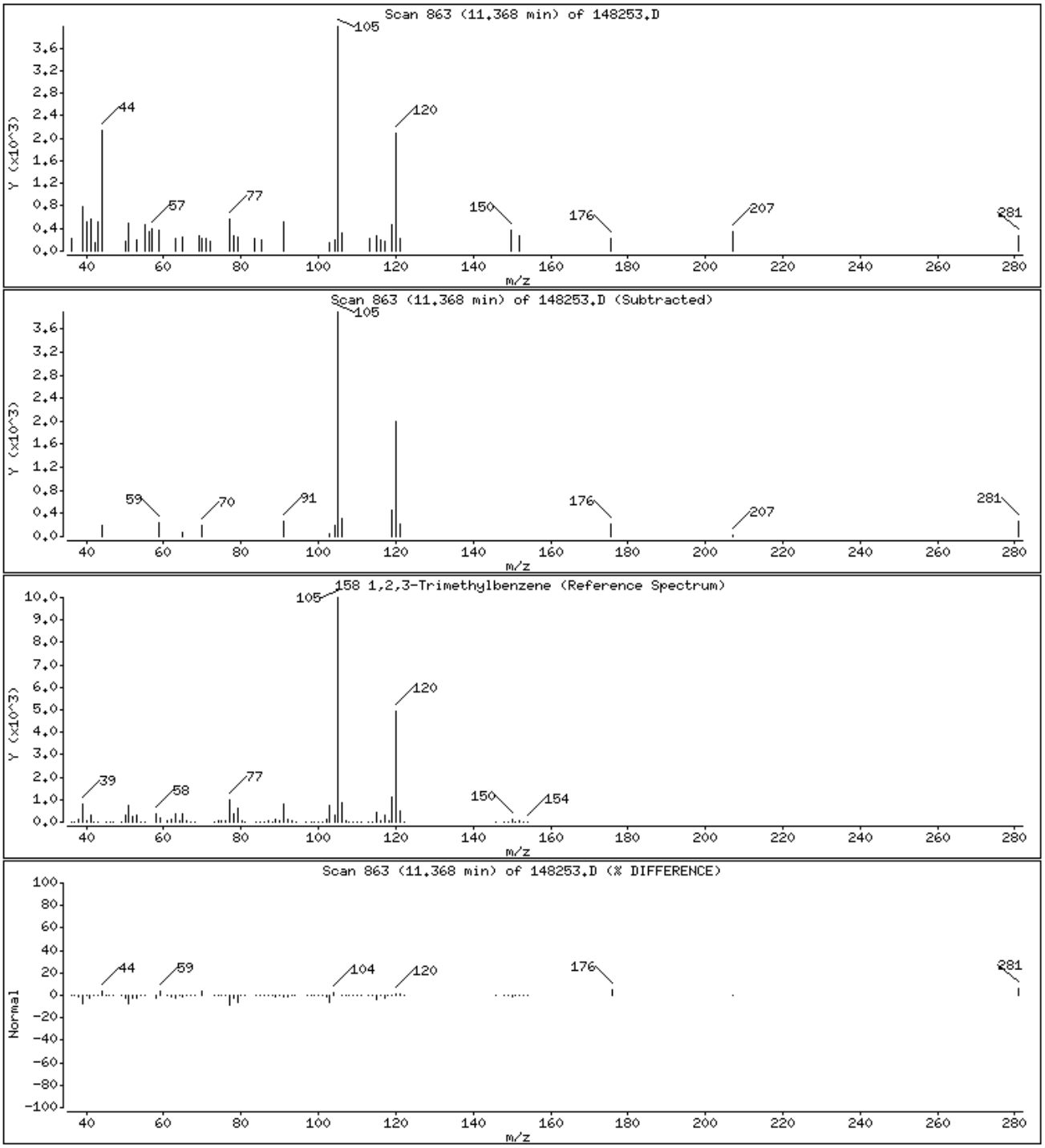

METHOD BLANK REPORT

GC/MS Volatiles

Client Lot #...: A0B240490 **Work Order #...:** LV9H11AA **Matrix.....:** SOLID
MB Lot-Sample #: A0C030000-288

Prep Date.....: 03/02/10 **Final Wgt/Vol..:** 5 mL
Analysis Date..: 03/02/10 **Prep Batch #...:** 0062288
Dilution Factor: 1 **Initial Wgt/Vol:** 5 g

PARAMETER	RESULT	REPORTING LIMIT	UNITS	METHOD
Acetone	**11 J**	**20**	**ug/kg**	**SW846 8260B**
Benzene	ND	5.0	ug/kg	SW846 8260B
Bromochloromethane	ND	5.0	ug/kg	SW846 8260B
Bromodichloromethane	ND	5.0	ug/kg	SW846 8260B
Bromoform	ND	5.0	ug/kg	SW846 8260B
Bromomethane	ND	5.0	ug/kg	SW846 8260B
2-Butanone	**4.6 J**	**20**	**ug/kg**	**SW846 8260B**
Carbon disulfide	ND	5.0	ug/kg	SW846 8260B
Carbon tetrachloride	ND	5.0	ug/kg	SW846 8260B
Chlorobenzene	ND	5.0	ug/kg	SW846 8260B
Dibromochloromethane	ND	5.0	ug/kg	SW846 8260B
Chloroethane	ND	5.0	ug/kg	SW846 8260B
Chloroform	ND	5.0	ug/kg	SW846 8260B
Chloromethane	ND	5.0	ug/kg	SW846 8260B
1,2-Dibromoethane	ND	5.0	ug/kg	SW846 8260B
1,1-Dichloroethane	ND	5.0	ug/kg	SW846 8260B
1,2-Dichloroethane	ND	5.0	ug/kg	SW846 8260B
1,1-Dichloroethene	ND	5.0	ug/kg	SW846 8260B
1,2-Dichloroethene (total)	ND	5.0	ug/kg	SW846 8260B
1,2-Dichloropropane	ND	5.0	ug/kg	SW846 8260B
cis-1,3-Dichloropropene	ND	5.0	ug/kg	SW846 8260B
trans-1,3-Dichloropropene	ND	5.0	ug/kg	SW846 8260B
Ethylbenzene	ND	5.0	ug/kg	SW846 8260B
2-Hexanone	**2.7 J**	**20**	**ug/kg**	**SW846 8260B**
Methylene chloride	**2.1 J**	**5.0**	**ug/kg**	**SW846 8260B**
4-Methyl-2-pentanone	**0.62 J**	**20**	**ug/kg**	**SW846 8260B**
Styrene	ND	5.0	ug/kg	SW846 8260B
1,1,2,2-Tetrachloroethane	ND	5.0	ug/kg	SW846 8260B
Tetrachloroethene	ND	5.0	ug/kg	SW846 8260B
Toluene	ND	5.0	ug/kg	SW846 8260B
1,1,1-Trichloroethane	ND	5.0	ug/kg	SW846 8260B
1,1,2-Trichloroethane	ND	5.0	ug/kg	SW846 8260B
Trichloroethene	ND	5.0	ug/kg	SW846 8260B
Vinyl chloride	ND	5.0	ug/kg	SW846 8260B
Xylenes (total)	ND	10	ug/kg	SW846 8260B

SURROGATE	PERCENT RECOVERY	RECOVERY LIMITS
1,2-Dichloroethane-d4	91	(61 - 130)
Toluene-d8	92	(85 - 115)

(Continued on next page)

METHOD BLANK REPORT

GC/MS Volatiles

Client Lot #...: A0B240490 **Work Order #...:** LV9H11AA **Matrix.....:** SOLID

PARAMETER	RESULT	REPORTING LIMIT	UNITS	METHOD
4-Bromofluorobenzene	88	(85 - 120)		
Dibromofluoromethane	90	(59 - 138)		

NOTE(S):

Calculations are performed before rounding to avoid round-off errors in calculated results.

J Estimated: The analyte was positively identified; the quanitation is estimated.

Data File: \\cansvr11\dd\chem\MSV\a3ux8a.i\M00302A.b\UX82666.D
Report Date: 02-Mar-2010 21:14

TestAmerica North Canton

VOLATILE REPORT SW-846 Method 8260A/8260B

Data file : \\cansvr11\dd\chem\MSV\a3ux8a.i\M00302A.b\UX82666.D
Lab Smp Id: VBLK
Inj Date : 02-MAR-2010 20:34
Operator : 402279 Inst ID: a3ux8a.i
Smp Info : VBLK,5G/5ML
Misc Info : M00302A,8260SUX8,,402279,3,,BLANK,,0
Comment :
Method : \\cansvr11\dd\chem\MSV\a3ux8a.i\M00302A.b\8260SUX8.m
Meth Date : 02-Mar-2010 20:45 latat Quant Type: ISTD
Cal Date : 26-FEB-2010 20:40 Cal File: UX82639.D
Als bottle: 7 QC Sample: BLANK
Dil Factor: 1.00000
Integrator: HP RTE Compound Sublist: 4-8260+IX.sub
Target Version: 4.14
Processing Host: CANSVR11

Concentration Formula: Amt * DF * 1/Vo * CpndVariable

Name	Value	Description
DF	1.000	Dilution Factor
Vo	5.000	Sample Volume
Va	100.000	Injection Volume
Cpnd Variable		Local Compound Variable

Compounds	QUANT SIG MASS	RT	EXP RT	REL RT	RESPONSE	CONCENTRATIONS ON-COLUMN (ng)	FINAL (UG/KG)
* 1 Fluorobenzene	96	5.305	5.304	(1.000)	981635	250.000	
* 2 Chlorobenzene-d5	117	7.848	7.847	(1.000)	790765	250.000	
* 3 1,4-Dichlorobenzene-d4	152	10.044	10.043	(1.000)	419161	250.000	
$ 4 Dibromofluoromethane	113	4.782	4.787	(0.901)	184676	225.104	45.021
$ 5 1,2-Dichloroethane-d4	65	5.056	5.055	(0.953)	234305	226.789	45.358
$ 6 Toluene-d8	98	6.583	6.582	(1.241)	766719	229.906	45.981
$ 7 Bromofluorobenzene	95	8.925	8.924	(1.137)	284677	220.932	44.186
8 Dichlorodifluoromethane	85	Compound Not Detected.					
9 Chloromethane	50	Compound Not Detected.					
10 Vinyl Chloride	62	Compound Not Detected.					
11 Bromomethane	94	Compound Not Detected.					
12 Chloroethane	64	Compound Not Detected.					
13 Trichlorofluoromethane	101	Compound Not Detected.					
15 Acrolein	56	Compound Not Detected.					
16 Acetone	43	3.097	3.102	(0.584)	49282	54.4315	10.886
17 1,1-Dichloroethene	96	Compound Not Detected.					
18 Freon-113	151	Compound Not Detected.					
19 Iodomethane	142	Compound Not Detected.					
20 Carbon Disulfide	76	Compound Not Detected.					
21 Methylene Chloride	84	3.444	3.443	(0.649)	10133	10.3017	2.060

22 Acetonitrile	41	3.334	3.333 (0.629)	3873	22.0321	4.406
23 Acrylonitrile	53	Compound Not Detected.				

Data File: \\cansvr11\dd\chem\MSV\a3ux8a.i\M00302A.b\UX82666.D
Report Date: 02-Mar-2010 21:14

	Compounds	QUANT SIG MASS	RT	EXP RT	REL RT	RESPONSE	CONCENTRATIONS ON-COLUMN (ng)	FINAL (UG/KG)
	24 Methyl tert-butyl ether	73	Compound Not Detected.					
	25 trans-1,2-Dichloroethene	96	Compound Not Detected.					
	26 Hexane	86	3.845	3.844	(0.725)	446	2.40606	0.4812
	28 1,1-Dichloroethane	63	Compound Not Detected.					
	29 tert-Butyl Alcohol	59	Compound Not Detected.					
	30 2-Butanone	43	4.435	4.428	(0.836)	18229	22.9609	4.592
M	31 1,2-Dichloroethene (total)	96	Compound Not Detected.					
	32 cis-1,2-dichloroethene	96	Compound Not Detected.					
	33 2,2-Dichloropropane	77	Compound Not Detected.					
	34 Bromochloromethane	128	Compound Not Detected.					
	35 Chloroform	83	Compound Not Detected.					
	36 Tetrahydrofuran	42	Compound Not Detected.					
	37 1,1,1-Trichloroethane	97	Compound Not Detected.					
	38 1,1-Dichloropropene	75	Compound Not Detected.					
	39 Carbon Tetrachloride	117	Compound Not Detected.					
	40 1,2-Dichloroethane	62	Compound Not Detected.					
	41 Benzene	78	Compound Not Detected.					
	42 Trichloroethene	130	Compound Not Detected.					
	43 1,2-Dichloropropane	63	Compound Not Detected.					
	44 1,4-Dioxane	88	Compound Not Detected.					
	45 Dibromomethane	93	Compound Not Detected.					
	46 Bromodichloromethane	83	Compound Not Detected.					
	47 2-Chloroethyl vinyl ether	63	Compound Not Detected.					
	48 cis-1,3-Dichloropropene	75	Compound Not Detected.					
	49 4-Methyl-2-pentanone	43	6.467	6.466	(1.219)	4088	3.11553	0.6231
	50 Toluene	91	6.637	6.637	(0.846)	4327	1.07784	0.2156
	51 trans-1,3-Dichloropropene	75	Compound Not Detected.					
	52 Ethyl Methacrylate	69	Compound Not Detected.					
	53 1,1,2-Trichloroethane	97	Compound Not Detected.					
	54 1,3-Dichloropropane	76	Compound Not Detected.					
	55 Tetrachloroethene	164	Compound Not Detected.					
	56 2-Hexanone	43	7.185	7.172	(0.916)	12883	13.6818	2.736
	57 Dibromochloromethane	129	Compound Not Detected.					
	58 1,2-Dibromoethane	107	Compound Not Detected.					
	59 Chlorobenzene	112	Compound Not Detected.					
	60 1,1,1,2-Tetrachloroethane	131	Compound Not Detected.					
	61 Ethylbenzene	106	Compound Not Detected.					
	62 m + p-Xylene	106	Compound Not Detected.					
M	63 Xylenes (total)	106	Compound Not Detected.					
	64 Xylene-o	106	Compound Not Detected.					
	65 Styrene	104	Compound Not Detected.					
	66 Bromoform	173	Compound Not Detected.					
	67 Isopropylbenzene	105	Compound Not Detected.					
	68 1,1,2,2-Tetrachloroethane	83	Compound Not Detected.					
	69 1,4-Dichloro-2-butene	53	Compound Not Detected.					
	70 1,2,3-Trichloropropane	110	Compound Not Detected.					
	71 Bromobenzene	156	Compound Not Detected.					
	72 n-Propylbenzene	120	Compound Not Detected.					
	73 2-Chlorotoluene	126	Compound Not Detected.					
	74 1,3,5-Trimethylbenzene	105	Compound Not Detected.					
	75 4-Chlorotoluene	126	Compound Not Detected.					
	76 tert-Butylbenzene	119	Compound Not Detected.					

77	1,2,4-Trimethylbenzene	105	Compound Not Detected.
78	sec-Butylbenzene	105	Compound Not Detected.

Data File: \\cansvr11\dd\chem\MSV\a3ux8a.i\M00302A.b\UX82666.D
Report Date: 02-Mar-2010 21:14

Compounds	QUANT SIG MASS	RT	EXP RT	REL RT	RESPONSE	CONCENTRATIONS ON-COLUMN (ng)	FINAL (UG/KG)
79 4-Isopropyltoluene	119	Compound Not Detected.					
80 1,3-Dichlorobenzene	146	Compound Not Detected.					
81 1,4-Dichlorobenzene	146	Compound Not Detected.					
82 n-Butylbenzene	91	Compound Not Detected.					
83 1,2-Dichlorobenzene	146	Compound Not Detected.					
84 1,2-Dibromo-3-chloropropane	157	Compound Not Detected.					
85 1,2,4-Trichlorobenzene	180	12.021	12.027	(1.197)	1240	1.04027	0.2080
86 Hexachlorobutadiene	225	Compound Not Detected.					
87 Naphthalene	128	12.295	12.288	(1.224)	8062	2.62950	0.5259
88 1,2,3-Trichlorobenzene	180	12.557	12.544	(1.250)	2261	1.95032	0.3901
14 Dichlorofluoromethane	67	Compound Not Detected.					
89 Ethyl Ether	59	Compound Not Detected.					
91 3-Chloropropene	76	Compound Not Detected.					
92 Isopropyl Ether	87	Compound Not Detected.					
93 2-Chloro-1,3-butadiene	53	Compound Not Detected.					
94 Propionitrile	54	Compound Not Detected.					
95 Ethyl Acetate	43	Compound Not Detected.					
96 Methacrylonitrile	41	Compound Not Detected.					
97 Isobutanol	41	4.995	4.982	(0.636)	1973	45.4176	9.084
99 n-Butanol	56	Compound Not Detected.					
100 Methyl Methacrylate	41	Compound Not Detected.					
101 2-Nitropropane	41	Compound Not Detected.					
98 Cyclohexane	56	Compound Not Detected.					
143 Methyl Acetate	43	Compound Not Detected.					
144 Methylcyclohexane	83	Compound Not Detected.					
141 1,3,5-Trichlorobenzene	180	Compound Not Detected.					
103 Cyclohexanone	55	8.876	8.888	(0.884)	3805	15.5580	3.112
155 tert-Butyl Ethyl ether	59	Compound Not Detected.					
156 tert-Amyl Methyl ether	73	Compound Not Detected.					
157 1,2,3-Trimethylbenzene	105	10.111	10.105	(1.007)	3021	0.85672	0.1713(aA)
146 2-Methylnaphthalene	142	Compound Not Detected.					

QC Flag Legend

a - Target compound detected but, quantitated amount
    Below Limit Of Quantitation(BLOQ).
A - Target compound detected but, quantitated amount
    exceeded maximum amount.

Data File: \\cansvr11\dd\chem\MSV\a3ux8a.i\M00302A.b\UX82666.D
Report Date: 02-Mar-2010 21:14

TestAmerica North Canton

INTERNAL STANDARD COMPOUNDS
AREA AND RT SUMMARY

Instrument ID: a3ux8a.i
Lab File ID: UX82666.D
Lab Smp Id: VBLK
Analysis Type: VOA
Quant Type: ISTD
Operator: 402279
Method File: \\cansvr11\dd\chem\MSV\a3ux8a.i\M00302A.b\8260SUX8.m
Misc Info: M00302A,8260SUX8,,402279,3,,BLANK,,0

Calibration Date: 02-MAR-2010
Calibration Time: 18:46
Level: LOW
Sample Type: SOIL

		AREA LIMIT			
COMPOUND	STANDARD	LOWER	UPPER	SAMPLE	%DIFF
1 Fluorobenzene	973273	486637	1946546	981635	0.86
2 Chlorobenzene-d5	801069	400535	1602138	790765	-1.29
3 1,4-Dichlorobenze	427264	213632	854528	419161	-1.90

		RT LIMIT			
COMPOUND	STANDARD	LOWER	UPPER	SAMPLE	%DIFF
1 Fluorobenzene	5.30	4.80	5.80	5.31	0.02
2 Chlorobenzene-d5	7.85	7.35	8.35	7.85	0.01
3 1,4-Dichlorobenze	10.04	9.54	10.54	10.04	0.01

AREA UPPER LIMIT = +100% of internal standard area.
AREA LOWER LIMIT = - 50% of internal standard area.
RT UPPER LIMIT = + 0.50 minutes of internal standard RT.
RT LOWER LIMIT = - 0.50 minutes of internal standard RT.

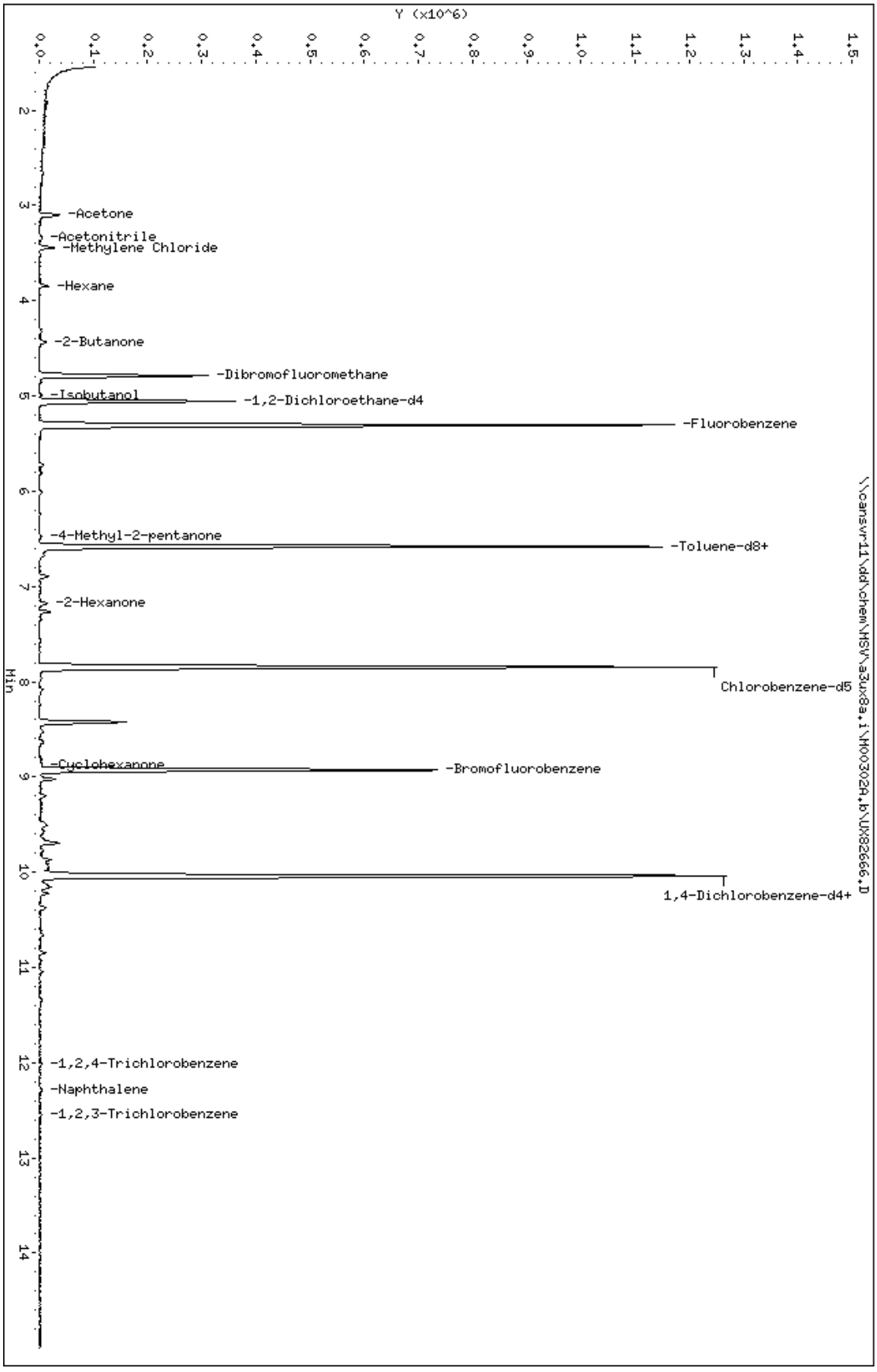
Data File: \\cansvr11\dd\chem\MSV\a3ux8a.i\M00302A.b\UX82666.D
Date : 02-MAR-2010 20:34
Client ID:
Sample Info: VBLK,5G/5ML
Purge Volume: 5.0
Column phase: DB624
Instrument: a3ux8a.i
Operator: 402279
Column diameter: 0.18
Y (x10^6)
0.0
0.1
0.2
0.3
0.4
0.5
0.6
0.7
0.8
0.9
1.0
1.1
1.2
1.3
1.4
1.5
2
3
4
5
6
7
8
9
10
11
12
13
14
Min
-Acetone
-Acetonitrile
-Methylene Chloride
-Hexane
-2-Butanone
-Dibromofluoromethane
-Isobutanol
-1,2-Dichloroethane-d4
-Fluorobenzene
-4-Methyl-2-pentanone
-Toluene-d8+
-2-Hexanone
Chlorobenzene-d5
-Cyclohexanone
-Bromofluorobenzene
1,4-Dichlorobenzene-d4+
-1,2,4-Trichlorobenzene
-Naphthalene
-1,2,3-Trichlorobenzene
\\cansvr11\dd\chem\MSV\a3ux8a.i\M00302A.b\UX82666.D

Data File: \\cansvr11\dd\chem\MSV\a3ux8a.i\M00302A.b\UX82666.D

Date : 02-MAR-2010 20:34

Client ID:

Instrument: a3ux8a.i

Sample Info: VBLK,5G/5ML

Purge Volume: 5.0

Operator: 402279

Column phase: DB624

Column diameter: 0.18

16 Acetone

Concentration: 10.886 UG/KG

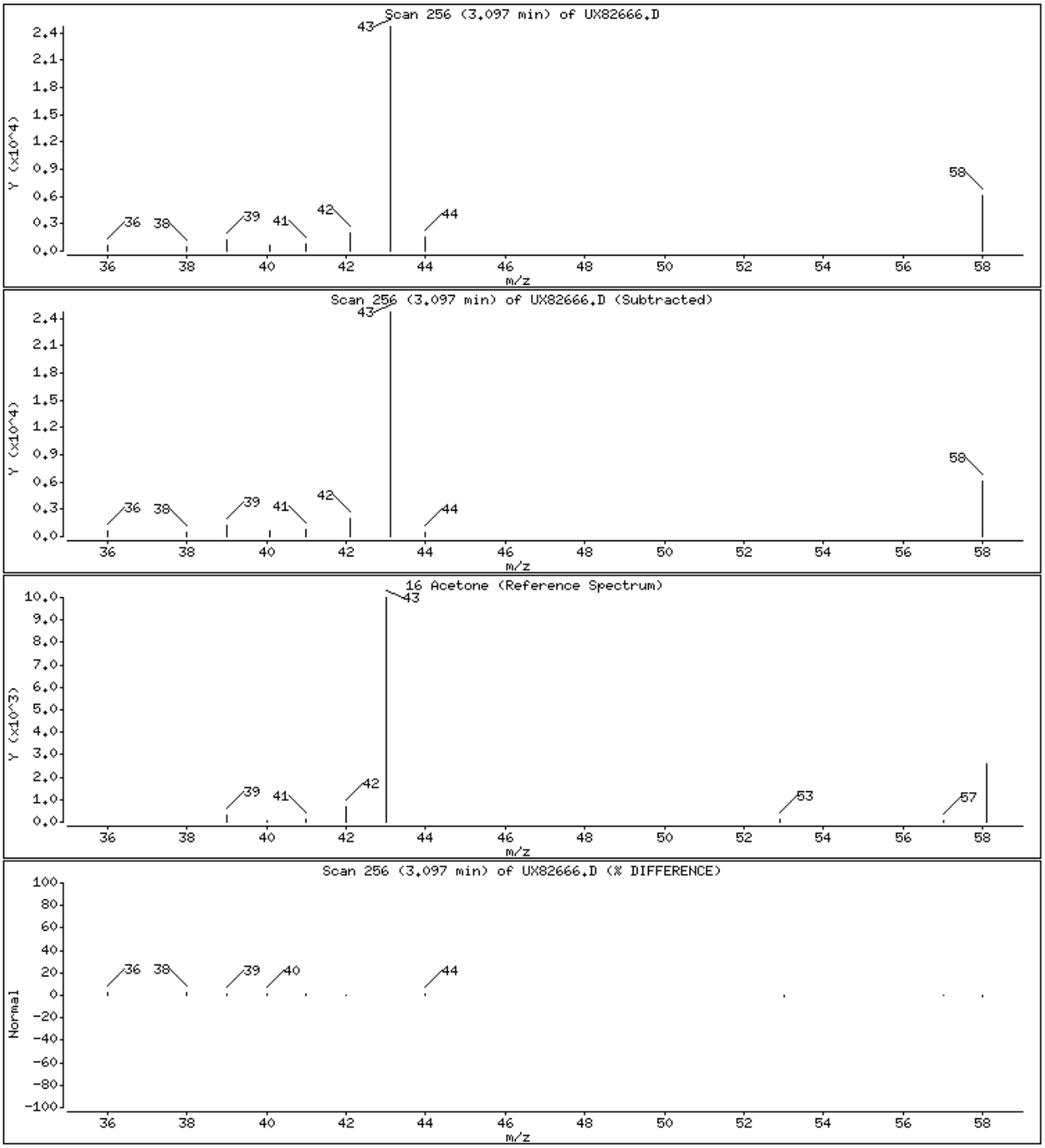

Data File: \\cansvr11\dd\chem\MSV\a3ux8a.i\M00302A.b\UX82666.D

Date : 02-MAR-2010 20:34

Client ID: Instrument: a3ux8a.i

Sample Info: VBLK,5G/5ML

Purge Volume: 5.0 Operator: 402279

Column phase: DB624 Column diameter: 0.18

21 Methylene Chloride Concentration: 2.060 UG/KG

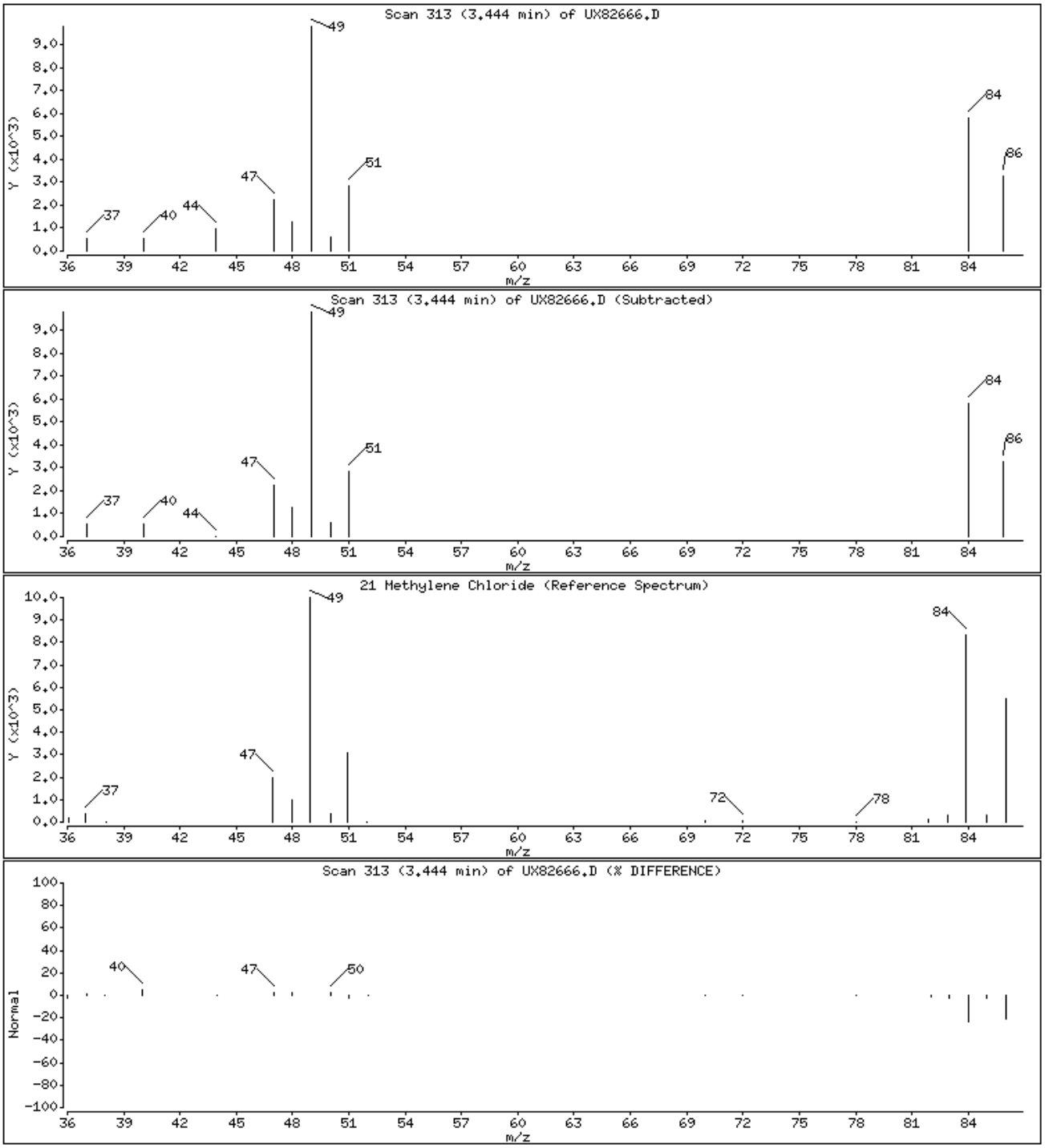

Data File: \\cansvr11\dd\chem\MSV\a3ux8a.i\M00302A.b\UX82666.D

Date : 02-MAR-2010 20:34

Client ID: Instrument: a3ux8a.i

Sample Info: VBLK,5G/5ML

Purge Volume: 5.0 Operator: 402279

Column phase: DB624 Column diameter: 0.18

22 Acetonitrile Concentration: 4.406 UG/KG

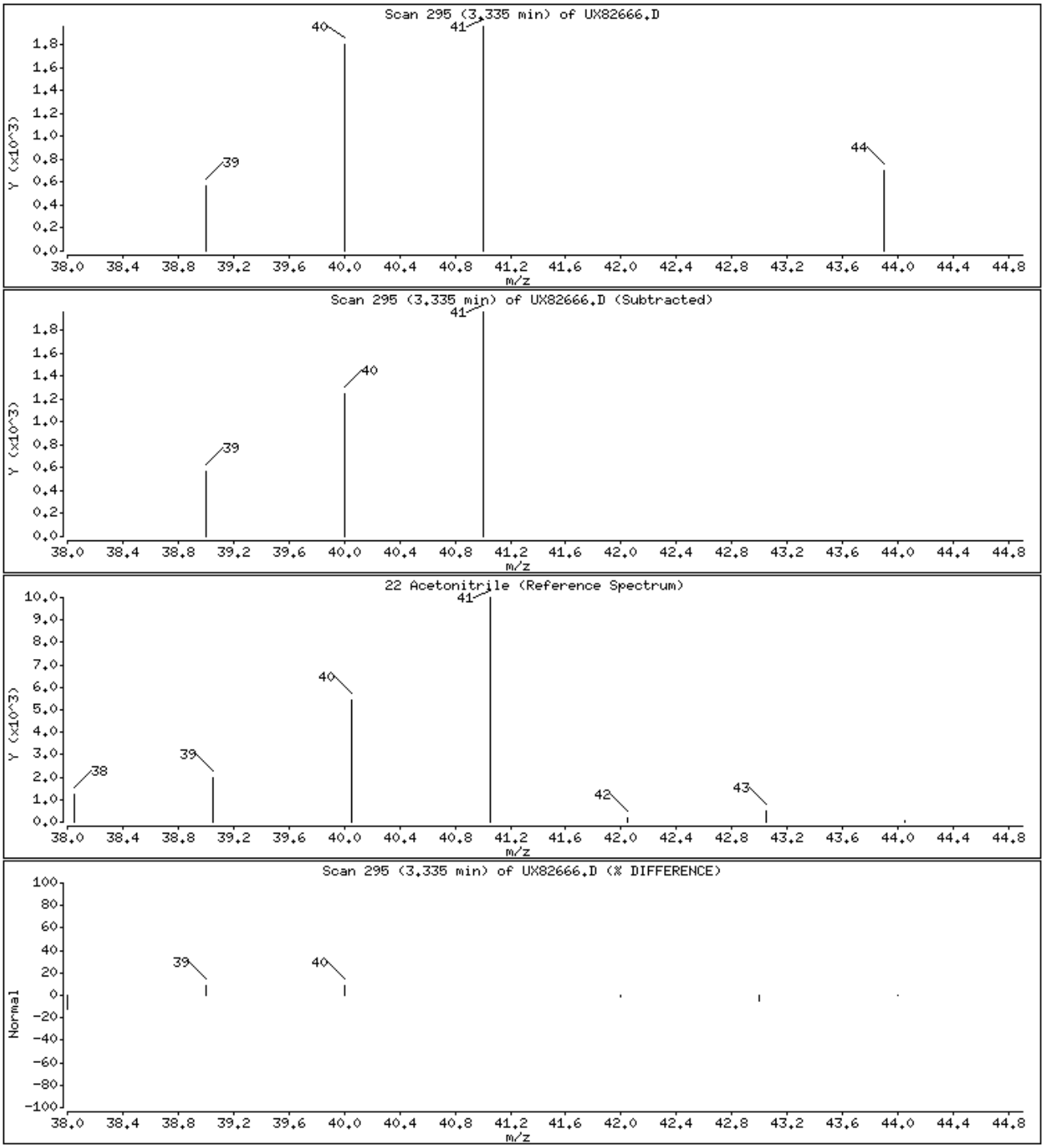

Data File: \\cansvr11\dd\chem\MSV\a3ux8a.i\M00302A.b\UX82666.D

Date : 02-MAR-2010 20:34

Client ID: Instrument: a3ux8a.i

Sample Info: VBLK,5G/5ML

Purge Volume: 5.0 Operator: 402279

Column phase: DB624 Column diameter: 0.18

26 Hexane Concentration: 0.4812 UG/KG

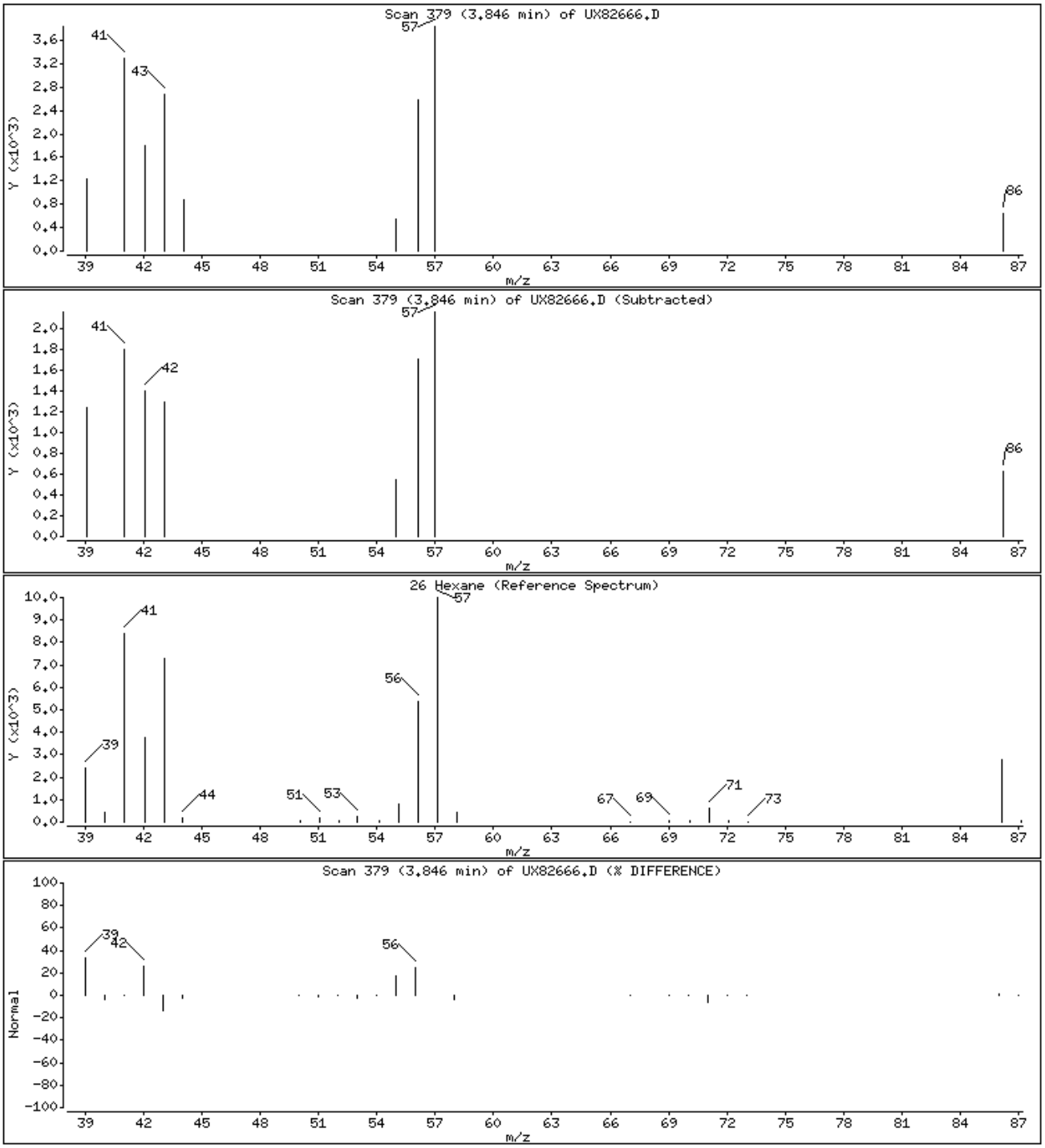

Data File: \\cansvr11\dd\chem\MSV\a3ux8a.i\M00302A.b\UX82666.D

Date : 02-MAR-2010 20:34

Client ID: Instrument: a3ux8a.i

Sample Info: VBLK,5G/5ML

Purge Volume: 5.0 Operator: 402279

Column phase: DB624 Column diameter: 0.18

30 2-Butanone Concentration: 4.592 UG/KG

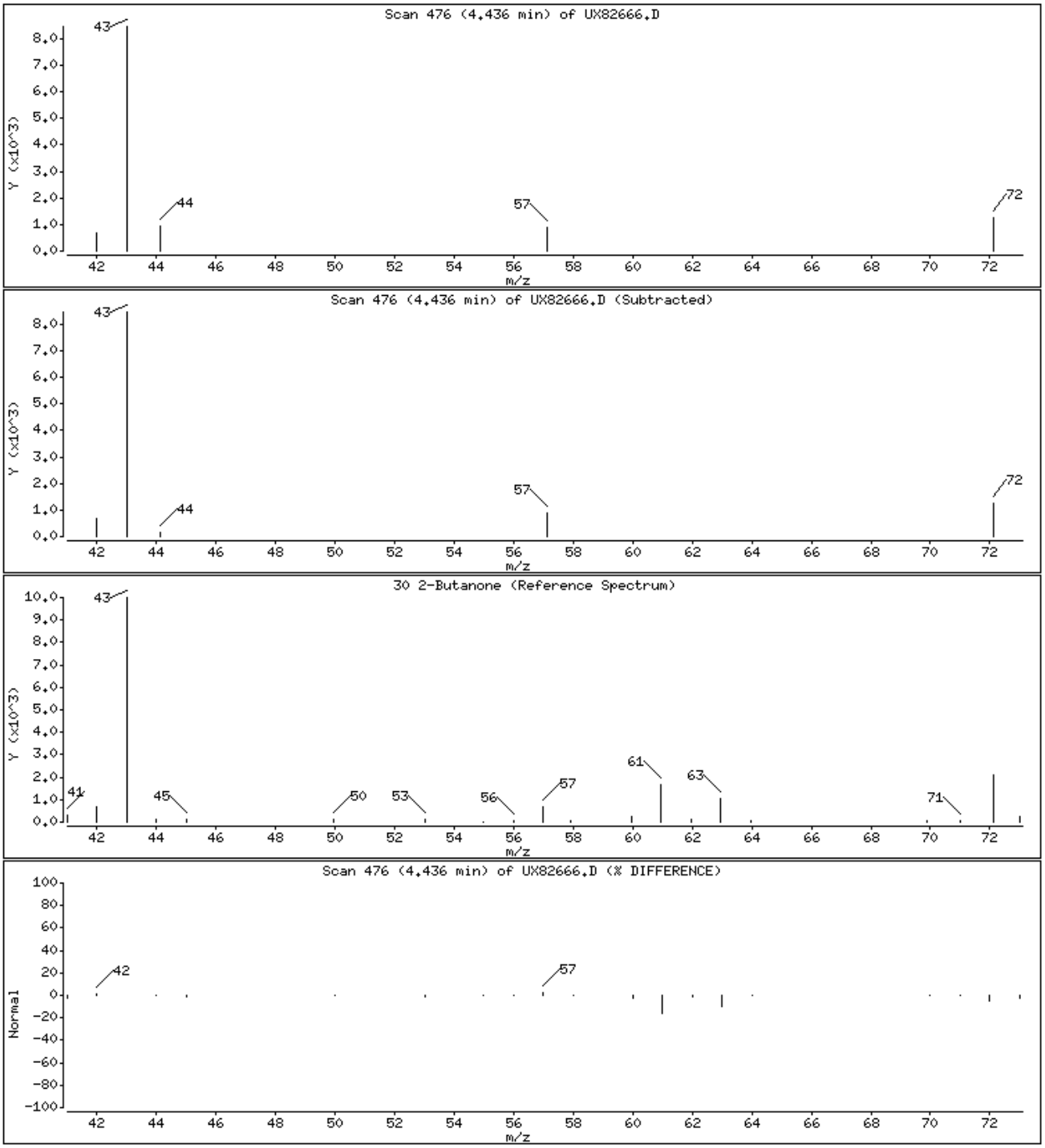

Data File: \\cansvr11\dd\chem\MSV\a3ux8a.i\M00302A.b\UX82666.D

Date : 02-MAR-2010 20:34

Client ID:

Instrument: a3ux8a.i

Sample Info: VBLK,5G/5ML

Purge Volume: 5.0

Operator: 402279

Column phase: DB624

Column diameter: 0.18

49 4-Methyl-2-pentanone

Concentration: 0.6231 UG/KG

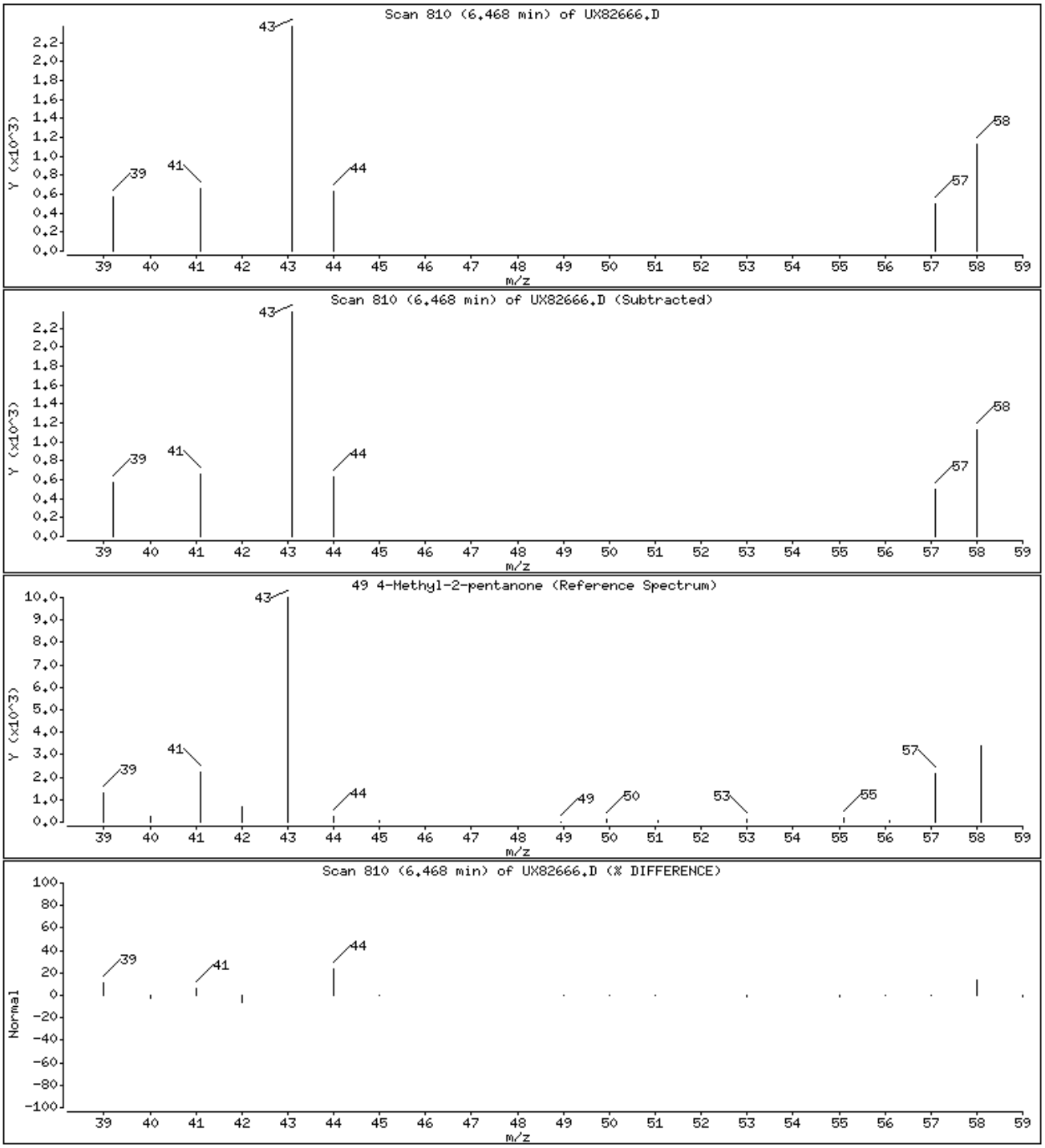

Data File: \\cansvr11\dd\chem\MSV\a3ux8a.i\M00302A.b\UX82666.D

Date : 02-MAR-2010 20:34

Client ID:

Instrument: a3ux8a.i

Sample Info: VBLK,5G/5ML

Purge Volume: 5.0

Operator: 402279

Column phase: DB624

Column diameter: 0.18

50 Toluene

Concentration: 0.2156 UG/KG

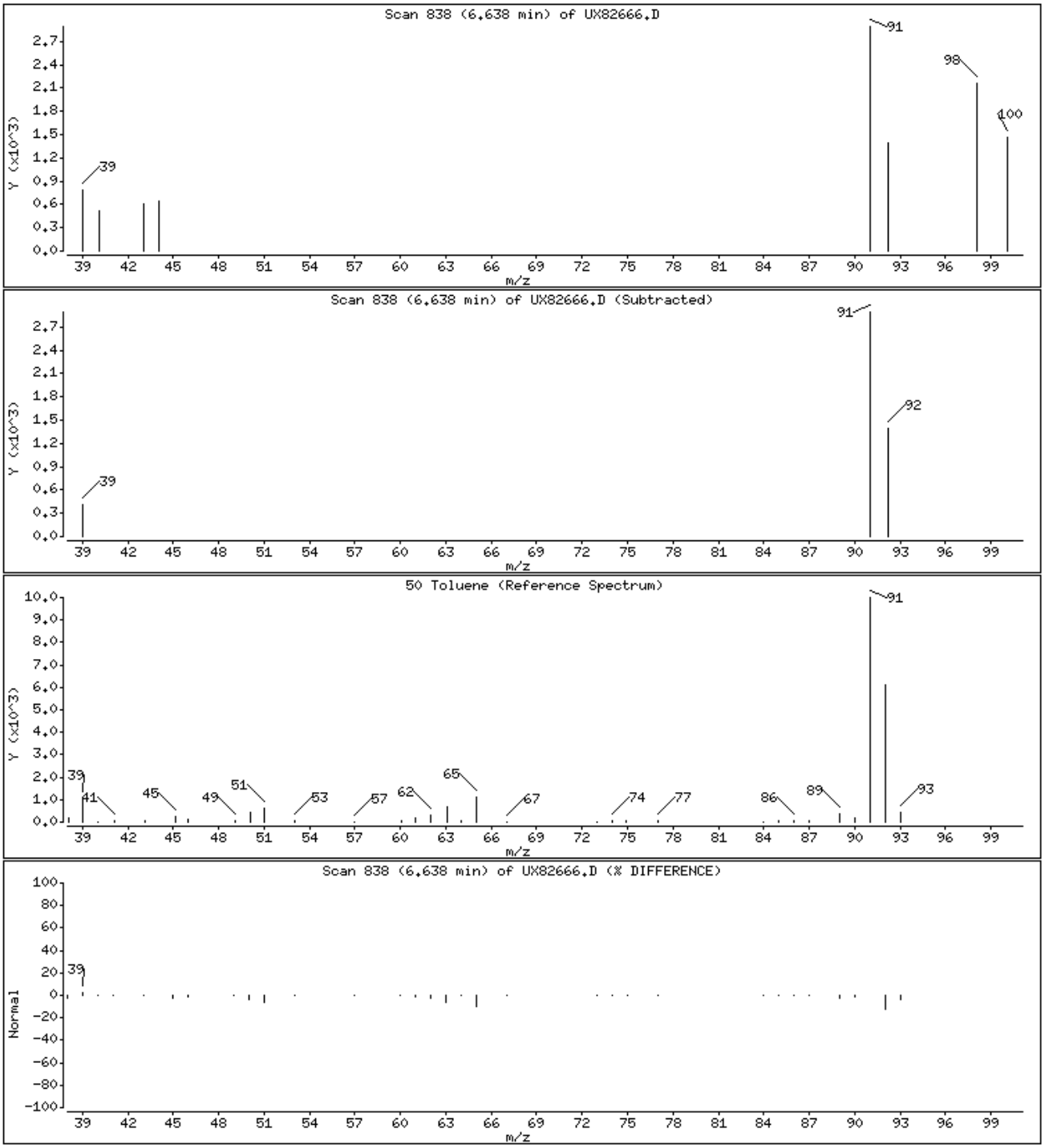

Data File: \\cansvr11\dd\chem\MSV\a3ux8a.i\M00302A.b\UX82666.D

Date : 02-MAR-2010 20:34

Client ID: Instrument: a3ux8a.i

Sample Info: VBLK,5G/5ML

Purge Volume: 5.0 Operator: 402279

Column phase: DB624 Column diameter: 0.18

56 2-Hexanone Concentration: 2.736 UG/KG

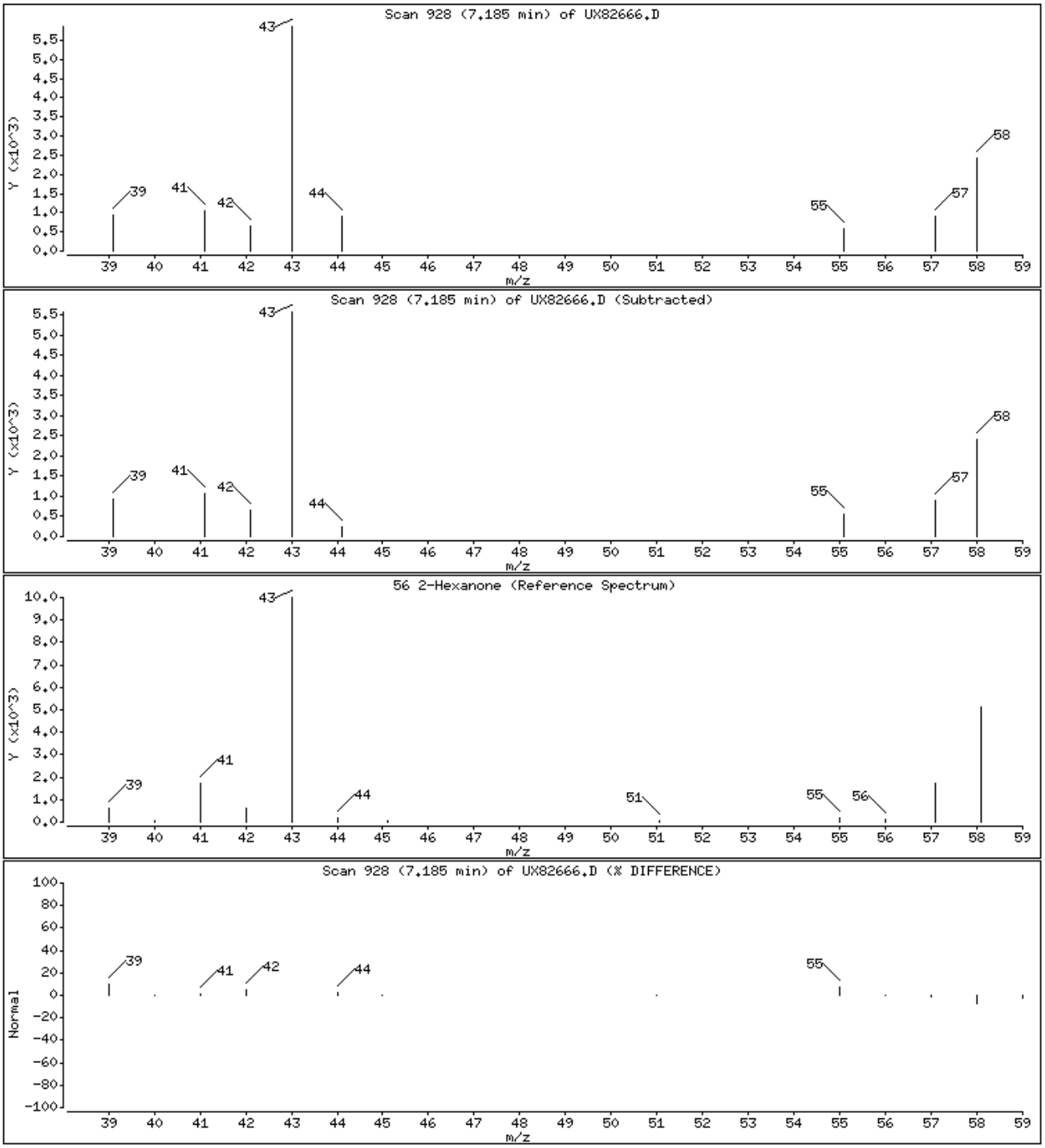

Data File: \\cansvr11\dd\chem\MSV\a3ux8a.i\M00302A.b\UX82666.D

Date : 02-MAR-2010 20:34

Client ID:

Instrument: a3ux8a.i

Sample Info: VBLK,5G/5ML

Purge Volume: 5.0

Operator: 402279

Column phase: DB624

Column diameter: 0.18

85 1,2,4-Trichlorobenzene

Concentration: 0.2080 UG/KG

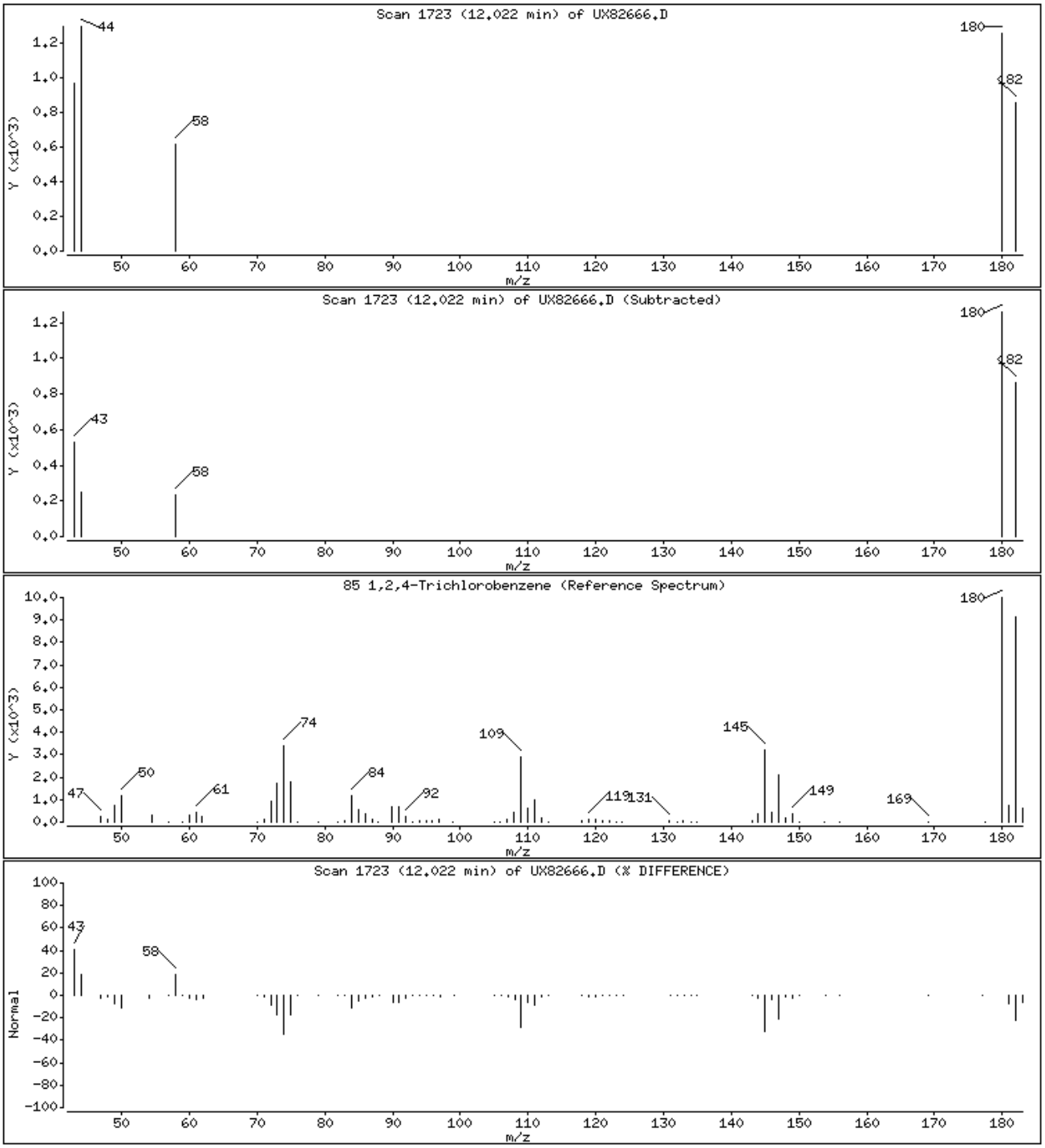

Data File: \\cansvr11\dd\chem\MSV\a3ux8a.i\M00302A.b\UX82666.D

Date : 02-MAR-2010 20:34

Client ID: Instrument: a3ux8a.i

Sample Info: VBLK,5G/5ML

Purge Volume: 5.0 Operator: 402279

Column phase: DB624 Column diameter: 0.18

87 Naphthalene Concentration: 0.5259 UG/KG

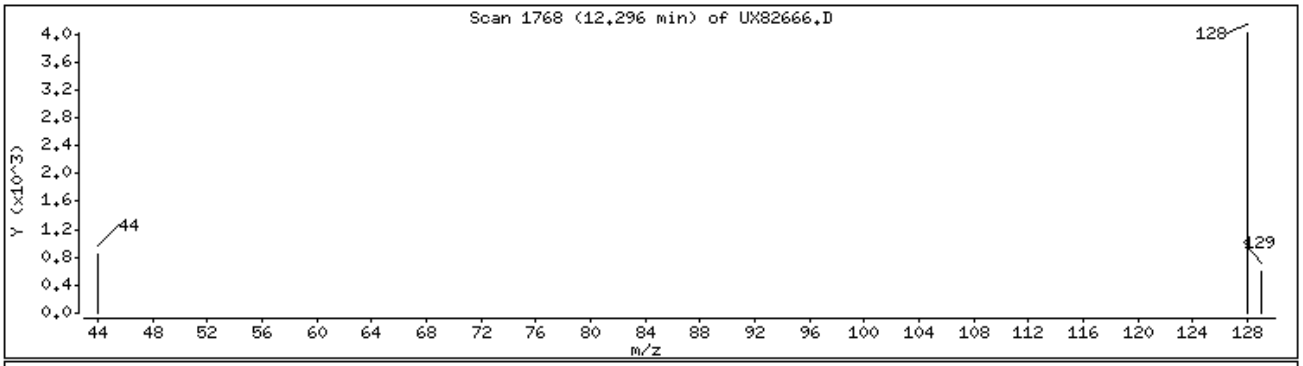

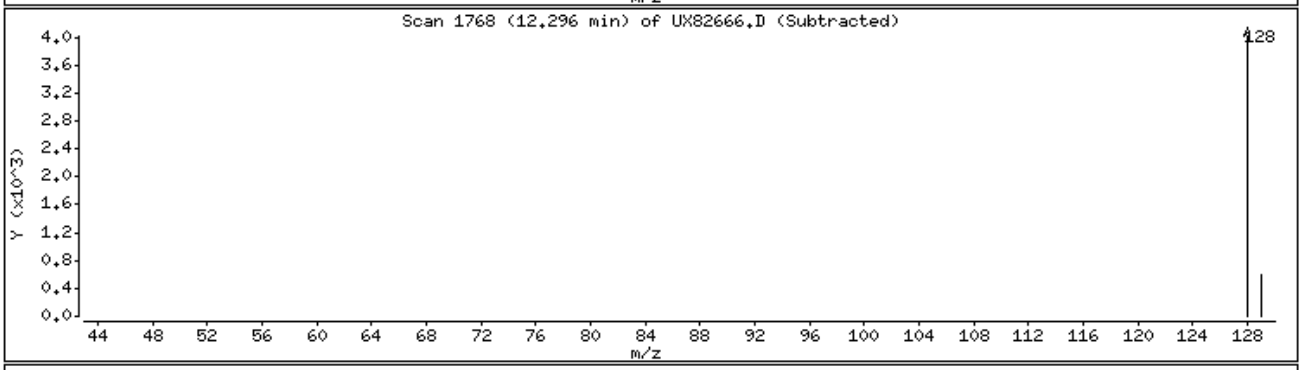

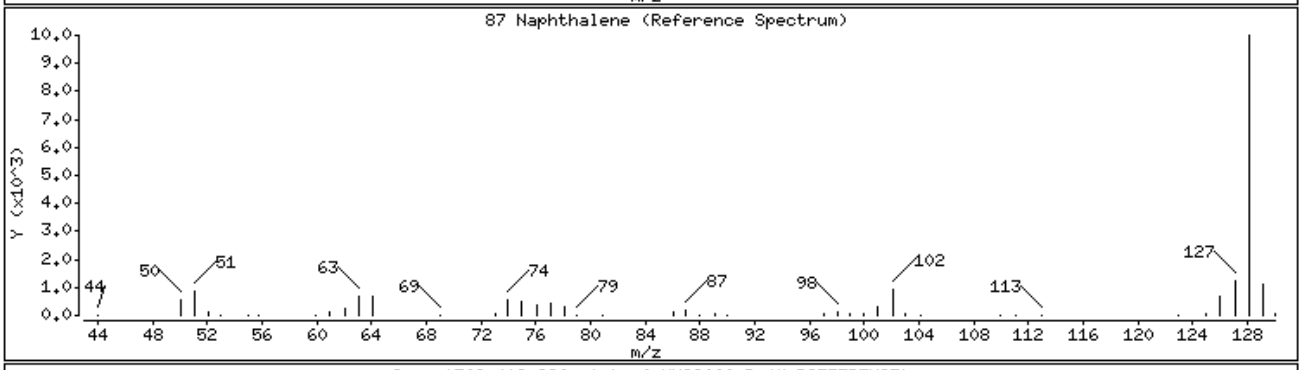

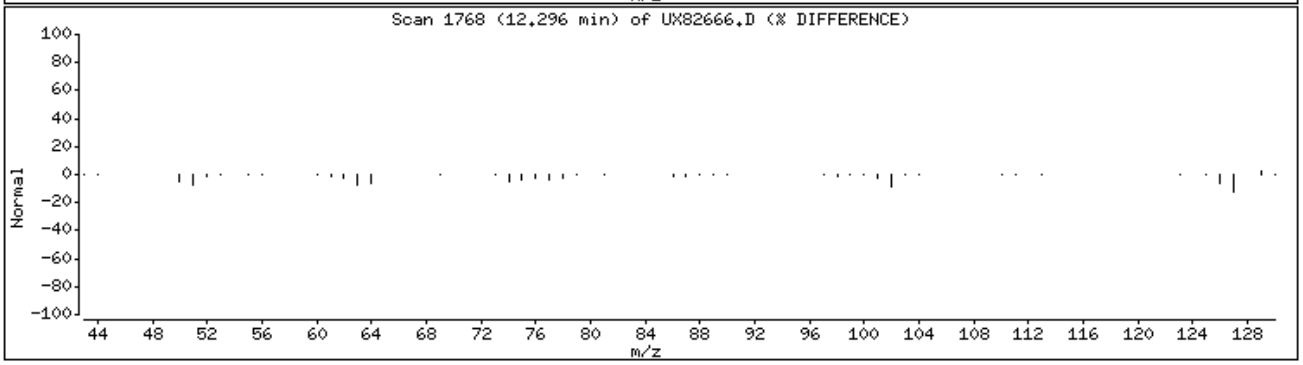

Data File: \\cansvr11\dd\chem\MSV\a3ux8a.i\M00302A.b\UX82666.D

Date : 02-MAR-2010 20:34

Client ID:

Instrument: a3ux8a.i

Sample Info: VBLK,5G/5ML

Purge Volume: 5.0

Operator: 402279

Column phase: DB624

Column diameter: 0.18

88 1,2,3-Trichlorobenzene

Concentration: 0.3901 UG/KG

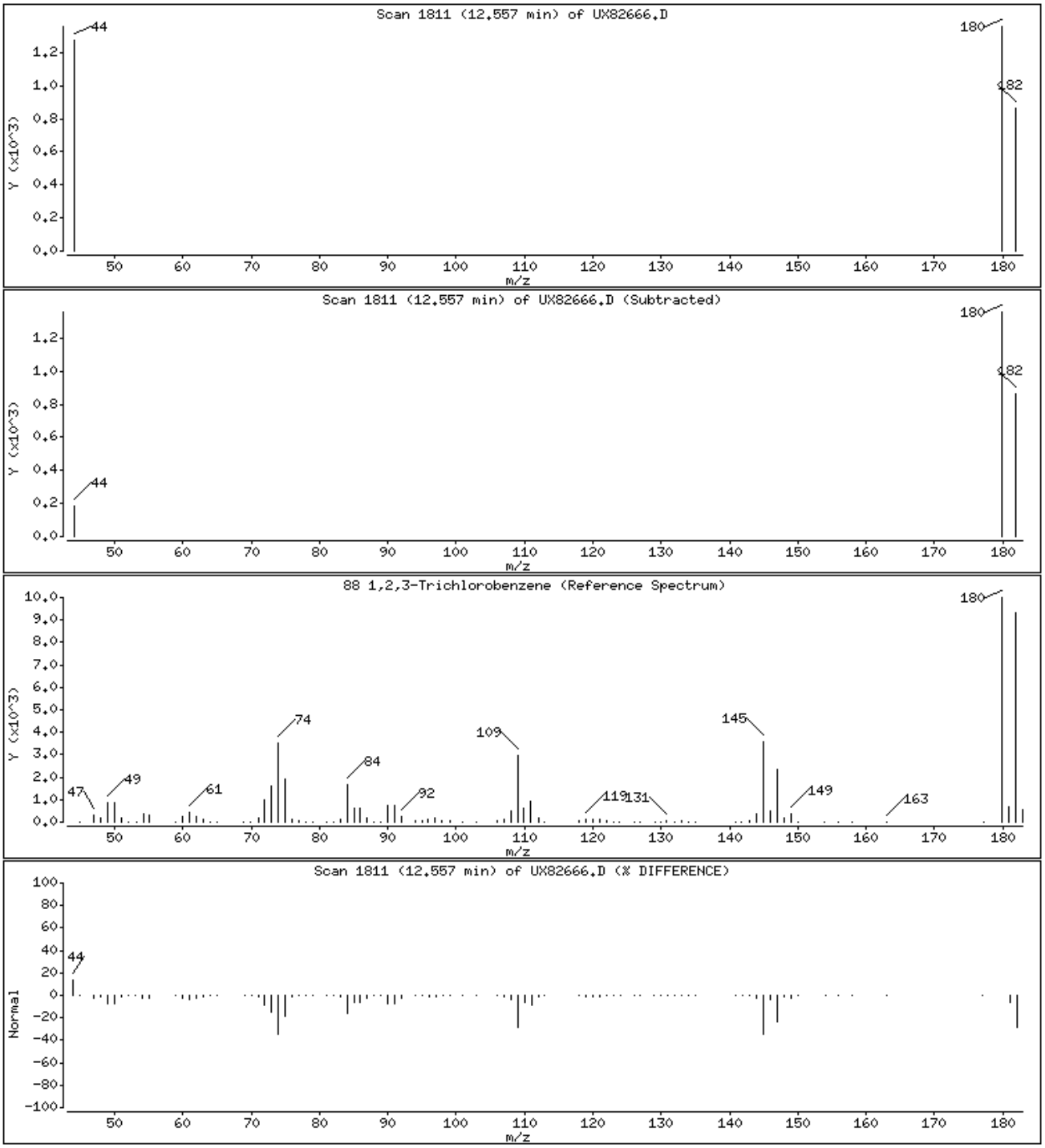

Data File: \\cansvr11\dd\chem\MSV\a3ux8a.i\M00302A.b\UX82666.D

Date : 02-MAR-2010 20:34

Client ID:

Instrument: a3ux8a.i

Sample Info: VBLK,5G/5ML

Purge Volume: 5.0

Operator: 402279

Column phase: DB624

Column diameter: 0.18

97 Isobutanol

Concentration: 9.084 UG/KG

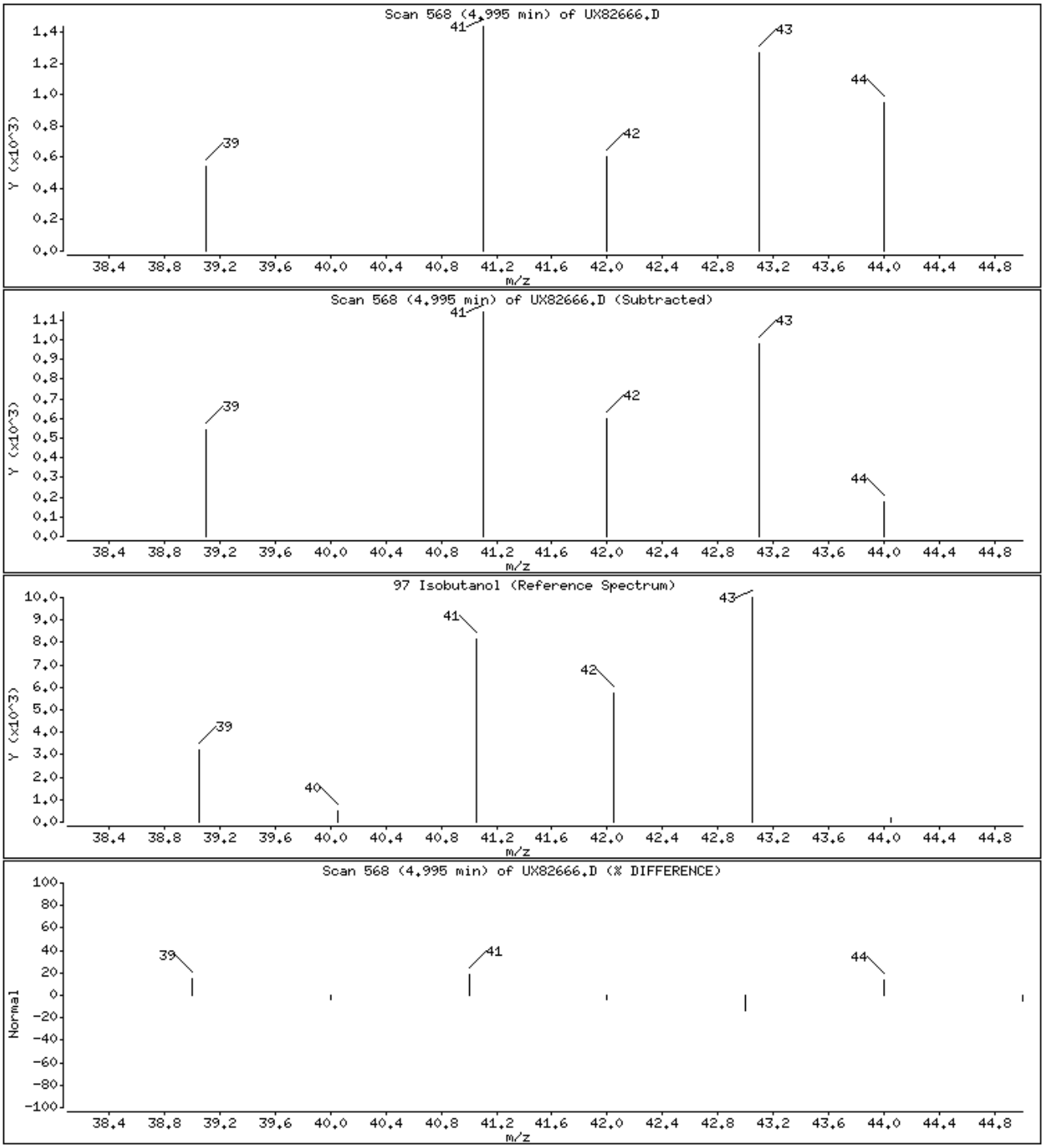

Data File: \\cansvr11\dd\chem\MSV\a3ux8a.i\M00302A.b\UX82666.D

Date : 02-MAR-2010 20:34

Client ID:

Instrument: a3ux8a.i

Sample Info: VBLK,5G/5ML

Purge Volume: 5.0

Operator: 402279

Column phase: DB624

Column diameter: 0.18

103 Cyclohexanone

Concentration: 3.112 UG/KG

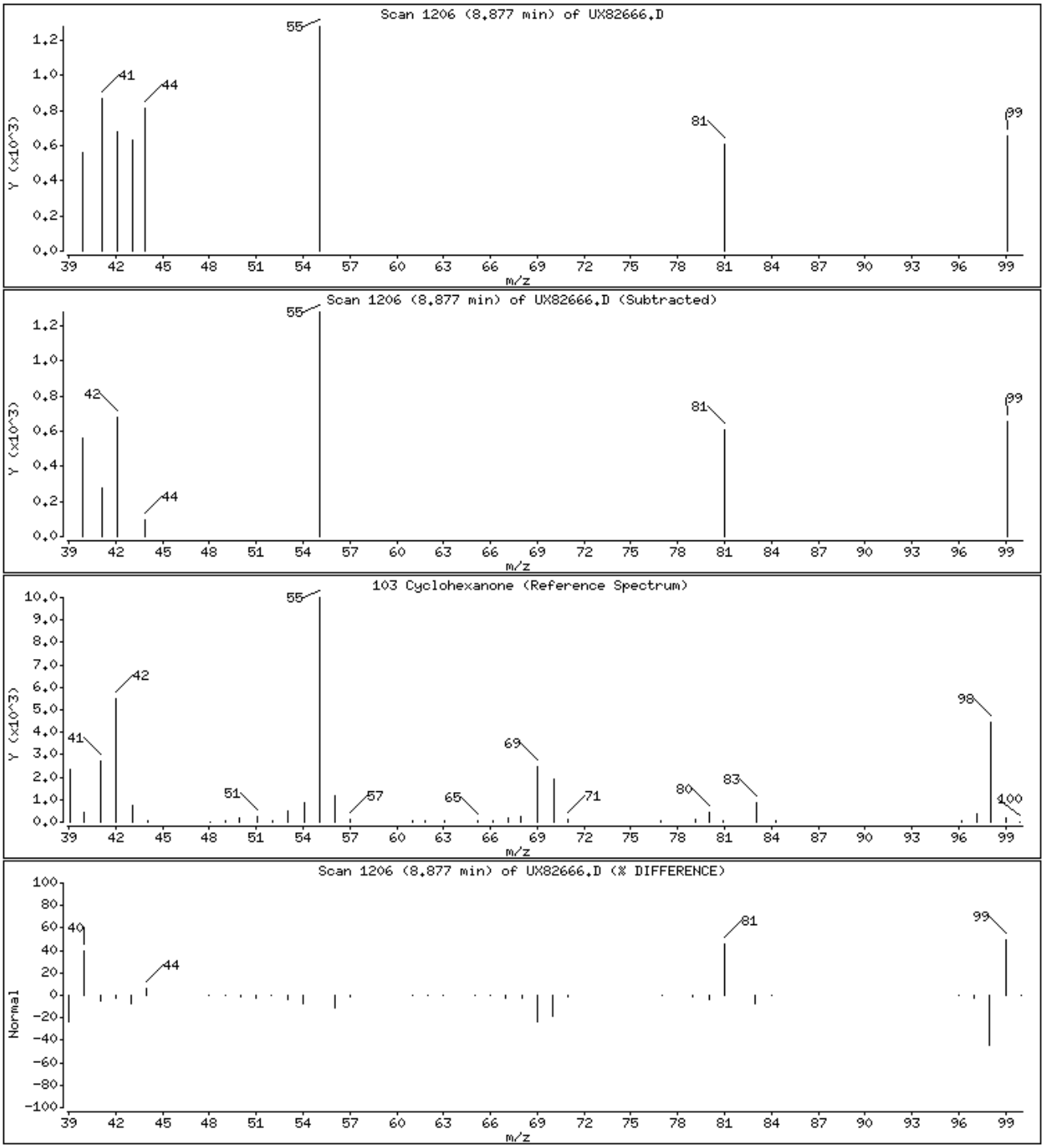

Data File: \\cansvr11\dd\chem\MSV\a3ux8a.i\M00302A.b\UX82666.D

Date : 02-MAR-2010 20:34

Client ID: Instrument: a3ux8a.i

Sample Info: VBLK,5G/5ML

Purge Volume: 5.0 Operator: 402279

Column phase: DB624 Column diameter: 0.18

157 1,2,3-Trimethylbenzene Concentration: 0.1713 UG/KG

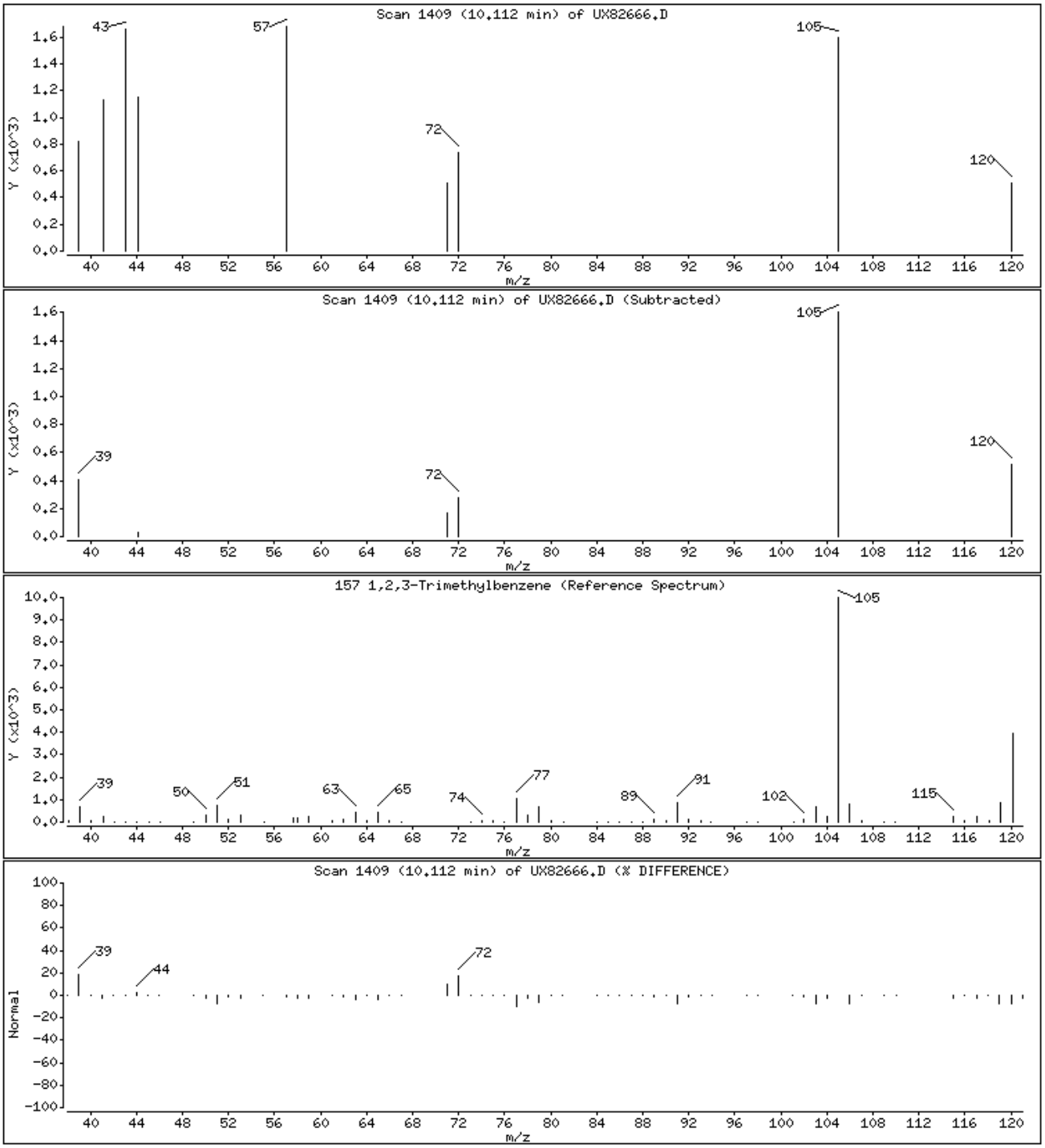

TestAmerica
THE LEADER IN ENVIRONMENTAL TESTING

MISCELLANEOUS DATA

UX8
Batch # _____

TestAmerica-North Canton
GC/MS VOA Run Log

Date: 2-26-10

Method: 8260B 624

Column	BFB	Analysis	Purge & Trap
Type: DB624	100 C for 0.1 min	40 C for 2 min	Trap: #10
Length 20 M	to 172 C @ 20 C/min	to 200 C @ 15 C/min	Purge: 11
I.D. 0.18 mm	Hold -- min	to -- C @ -- C/min	Desorb: 1 min @190 C
Flow Rate 0.4ml/min	IS# U8315 SS# U8500	Hold 3 min	Bake: 6 min @ 220 C
			Heated purge: Yes No

Auto num	Sample ID Workorder#	Method	File Name	Amt purged	Std number / Sample prep	Comments	Sample status
–	BFB		BFB8199	50ng	U8004	Dir. Inj. 17:28	OK
1	Blank		UX82631	5mL			—
2	1000-STD		UX82632	1000ng	U8504 U8499 U8507 U8501 35	* Disabled Bromomethane	OK
3	500-STD		UX82633	500ng			OK
4	250-STD		UX82634	250ng		M00226	OK
5	100-STD		UX82635	100ng			OK
6	50-STD		UX82636	50ng			OK
7	25-STD		UX82637	25ng			OK
8	10-STD		UX82638	10ng			OK
9	5-STD		UX82639	5ng			OK
10	ICV		UX82640	250ng	U8503	Not used ?	R
11	App IX STD		UX82641		U8498 U8493	M91201-A9	OK
12	QCMRL		UX82642	25ng	U8504 U8499 U8507	Not used ?	—
13	Check/ICV		UX82643	5g/5mL	250ng/FAS U8503		OK
14	Check DUP		UX82644				OK
15	MBLK		UX82645				OK

TJL 2/26/10

Analyst: TJL
Level 2 review: TS Date: 3/2/10
PDF Made: ✓

UX8
Batch # 0062288
MIA 0062176

TestAmerica-North Canton
GC/MS VOA Run Log

3/5

Date: 3-2-10

Method: 8260B 624

Column
Type: DB624
Length 20 M
I.D. 0.18 mm
Flow Rate 0.4ml/min

BFB
100 C for 0.1 min
to 172 C @ 20 C/min
Hold -- min
IS # V8315 SS # V8500

Analysis
40 C for 2 min
to 200 C @ 15 C/min
to -- C @ -- C/min
Hold 3 min
LLS d MLS

Purge & Trap
Trap: #10
Purge: 11
Desorb: 1 min @190 C
Bake: 6 min @ 220 C
Heated purge: (Yes) No

Auto num	Sample ID Workorder#	Method	File Name	Amt purged	Std number / Sample prep	Comments		Sample status	
-	BFB		BFB8201	50ng	V8004	Dir Inj.	(18:02)	OK	
1	Blank		VX82660	.5mL				—	
2	8260 STD		VX82661	25ng	V8504 V8502 V8507	M00226		OK	
3	App IX STD		VX82662	↓	V8498 V8493	M91201-A9		OK	
4	QCMRL		VX82663	25ng	V8504 V8502 V8507	✓		OK	
5	Check/LV9H11AC		VX82664	5g/5mL	~~25ng FAS~~ V8510	125ng FAS ✓		OK	
6	Check Dup/LV9H11AD		VX82665	↓	↓	↓ ✓		OK	
7	MBLK/LV9H11AA		VX82666	↓				OK	
8	LV7L01A6	8260 WA	VX82667	5g/5mL		SS↓ (x2)	3/23	OK	020458
9	LV7L11AC	↓	VX82668	↓		SS↓ (x2)	↓	OK	↓
10	LV2D21AC	8260 WA	VX82669	5g/5mL		SS↓ (x2)	3/17		240490
11	LV2D51AN	↓	VX82670	↓		SS↓ (x2)	↓		↓
12	LV43E1AC	8260 WA	VX82671	5g/5mL		SS↓ (x3)	3/19	OK	260454
13	LV43E1	MS	VX82672		25ng FAS V8509	IS↓↓↓ SS↓ ✓			
14	LV43E1CD	MSD	VX82673		↓	SS↓ (x3) ✓		OK	
15	LV41M1AC		VX82674			SS↓ (x2)			
16	LV42P1AC		VX82675			IS↓ SS↓ (x2) (M)			
17	LV4211AK		VX82676			IS↓↓↓ SS↓ (x2)			
18	LV43E1CE	MS	VX82677	↓	25ng FAS V8503	SS↓ (x3) ✓	↓	OK	
19	LV7L01A6	8260 WA Dup	VX82678	5g/5mL		SS↓ (x2)	3/23		020458
20	LV7L11AC	↓ Dup	VX82679	↓		SS↓ (x2)	↓		↓
21	LV2D21AC	8260 WA Dup	VX82680	5g/5mL		SS↓ (x2)	3/17	OK	240490
22	LV2D51AN	↓ Dup	VX82681	↓		SS↓ (x2)	↓	OK	↓
23	LV41M1AC	8260 WA Dup	VX82682	5g/5mL		SS↓ (x2)	3/19	OK	260454
24	LV42P1AC	Dup	VX82683	↓		SS↓ (x2)		OK	↓
25	LV4211AK	↓ Dup	VX82684	↓		SS↓ (x2)	↓	OK	
26	QCMRL		VX82685	25ng	V8504 V8502 V8507	✓		OK	
27	QCMDL		VX82686	5g/5mL	↓	10ng		OK	
28	LV3DC2AE	8260 WA P4/5	VX82687	100ml/5mL	(0061195)	2.79g 3rd IS only	3/5	OK	250428
29	LV51C2AE	↓ P3/1	VX82688	↓	(0062101)	5.79g ↓ SS↓↓	3/9	OK	270425
30	LV52F1AD	8260 Front	VX82689			6.29g SS↓ @5g	3/11		270428
31	LV5152AD	↓ ↓	VX82690	↓	↓	5.00g Not Needed	↓		↓
32	Blank		VX82691	5mL		Rinse Blank		—	
					JJL 3/3/10				

Analyst: JJL
Level 2 review: TB Date: 3/5/10

PDF Made: ✓

973273

UX14
Batch # _____

TestAmerica-North Canton
GC/MS VOA Run Log

Date: 1-14-10

Method: (8260B) 624

Column	BFB	Analysis	Purge & Trap
Type: DB-624	100 C for 1.5 min	35 C for 4 min	Trap: 10
Length 20 M	to 160 C @ 20 C/min	to 45 C @ 18 C/min	Purge: 11
I.D. 0.18 mm	Hold 0.5 min	to 190 C @ 18 C/min	Desorb: 2 min @210 C
Flow Rate .6 ml/min		to 225 C @ 25 C/min hold 1min	Bake: 6 min @ 225 C
He Press: 1000PSI	IS # V8315 SS # V8316	BFB# V8004 EXP 3/10/10	Heated purge (Yes) No

Auto num	Sample ID Workorder#	Method	File Name	Amt purged	Std number / Sample prep	Comments	Sample status
—	BFB		BFB14310	50ng	Direct Int.	(1000)	OK
1	Blank		147351	5mL/5mL			OK
2	8260 STD		147352	1000ng	V8401, V8399 V8404, V8403		OK
3			147353	500ng			OK
4			147354	250ng		R00114	OK
5			147355	100ng			OK
6			147356	50ng			OK
7			147357	25ng			OK
8			147358	10ng			OK
9			147359	5ng			OK
10	ICV		147360	5mL/5mL	250ng	(Not needed) V8397 FAS	~~OK~~
11	App IX STD		147361	250ng	V8402, V8372	R00108-A9	OK
12	Bromomethane STD		147362	1000ng	V8405		OK
13			147363	500ng			OK
14			147364	250ng		R00114-BL.	OK
15			147365	100ng			OK
16			147366	50ng			OK
17			147367	25ng			OK
18			147368	10ng			OK
19			147369	5ng			OK
20	Check		147370	5g/5mL	250ng	V8397 FAS	Ok
21	Check Prep ICV		147371				Ok
22	VBLK		147372				Ok
23	MDL 8260 - 0.5ug/kg		147373	5g/5mL		V8401, V8399, V8403	OK
24	- 1ug/kg		147374				Ok
25	- 2.5ug/kg		147375				OK
~~26~~			~~147376~~				
27			147377				
28			147378				
29			147379	SPIKE			
30			~~147380~~	1-15-10			
31			147381				
32			147382				

Analyst: SAM

Level 2 review: [signature] Date 1-18

Made pdf: _____

UX14
Batch # 0061193

TestAmerica-North Canton
GC/MS VOA Run Log

3/5

Date: 3-1-10

MS#: 0061095 Method: (8260B) 624

Column	BFB	Analysis	Purge & Trap
Type: DB-624	100 C for 1.5 min	35 C for 4 min	Trap: 10
Length 20 M	to 160 C @ 20 C/min	to 45 C @ 18 C/min	Purge: 11
I.D. 0.18 mm	Hold 0.5 min	to 190 C @ 18 C/min	Desorb: 1 min @210 C
Flow Rate .6 ml/min		to 225 C @ 25 C/min hold 1min	Bake: 6 min @ 225 C
He Press: 22 PSI	IS # V8315 SS # V8316	BFB# V8004 Exp: 3/10/10	Heated purge: (Yes) No

Auto num	Sample ID Workorder#	Method	File Name	Amt purged	Std number / Sample prep	Comments	Sample status	
—	BFB		BFB14342	50ng	Direct Inj.	(9216)	OK	
1	Blank		148247	5mL/5mL			Ok	
2	8260 STD		148248	25ng	V8504, V8507 V8508	R00114/R00114-Br	Ok	
3	APPIX STD		148249	250ng	V8498, V8493	R00108-Ag	Ok	
4	QCMRL		148250	5mL/5mL	25ng	V8504, V8507 V8508	Ok	
5	CHeck LV7H31AC		148251	5g/5mL	250ng	60.924 V8503 FAS	OK	
6	CHeckDup LV7H31AD		148252			24.627	OK	
7	MBLK LV7H31AA		148253				OK	
8	LVWW9IAC		148254	5g/5mL		(E.D.) 3/12	OK	AOB190524
9	LVWX1IAC		148255				OK	
10	LVWX8IAC		148256				OK	
11	LV4X4IAC		148257			(E.D.) 3/5	OK	AOB260445
12	LV4X4ICG	MS	148258		250ng	54.832 V8503 FAS	Ok	
13	LV4X4ICH	MSD	148259			48.930	Ok	
14	LV4X4IAC	(Dup)	148260			IS↓ (Not needed)		
15	LV41M1AC		148261			IS↓ 3/19		AOB260454
16	LV41R1AN		148262			(E.D.) ~~ISA~~ SA 3-1-10	OK	
17	LV42P1AC		148263			IS↓		
18	LV42V1AC		148264				Ok	
19	LV42W1AC		148265				Ok	
20	LV4211AK		148266			IS↓		
21	LV43E1AC		148267			(Poor purge)		
22	LV2D21AC		148268			IS↓ 3/17		AOB260490
23	LV2D51AN		148269			IS↓		
24	LV2FH1AC		148270			(E.D.)	OK	
25	QCMRL		148271	5mL/5mL	25ng	V8504, V8507, V8508	OK	
26	QCMDL		148272		10ng	Bad Purge	(R)	
27	MBLK	Prep 25	148273	100mL/5mL	(0061195)	5g/5mL LV7H81AC	Ok	
28	MBLKDup		148274			LV7H81AD	Ok	
29	MBLKMS		148275			LV7H81AA	Ok	
30	LV3DE1AE	4.85	148276	2mL/5mL		(VAP) NaPH-1415.g 1W3/5	(R)	AOB250428
31	LV3DH1AE	6.58	148277	1/10 * 4mL/5mL			OK	
32	QCMDL		148278	5mL/5mL	10ng	V8504, V8507, V8508	OK	
33	QCMDL		148279				Ok	

1436797

Analyst: SMM

Level 2 review: [illegible] Date 3/3/10

Made pdf: ____

Lot/SDG Number: **A0B240490**

Sample Control Chain of Custody - TAL North Canton
GC/MS Volatiles

Lot Number	Sample	Work Order	Analysis Type	Analysis Date	Analyst
A0B240490	3	LV2D21AC	Volatile Organics, GC/MS (8260B)	03/03/10	Todd Lata
A0B240490	4	LV2D51AN	Volatile Organics, GC/MS (8260B)	03/03/10	Todd Lata
A0B240490	16	LV2FH1AC	Volatile Organics, GC/MS (8260B)	03/01/10	Steve Macenczak

TestAmerica
THE LEADER IN ENVIRONMENTAL TESTING

GCMS SEMIVOLATILE DATA

TestAmerica
THE LEADER IN ENVIRONMENTAL TESTING

QC SUMMARY DATA

SW846 8270C SURROGATE RECOVERY

Lab Name: TestAmerica Laboratories, Inc. Client: Science Applications International Cor

Lab Code: TALCAN SDG No:

Lot #: A0B240490

Extraction: XXA11QLWA

	CLIENT ID.	SRG01	SRG02	SRG03	SRG04	SRG05	SRG06	TOT OUT
01	INTRA-LAB QC	62	61	64	49	58	80	00
02	B12SB-027-5083-SO	50	54	56	51	53	72	00
03	B12SB-027-5084-SO	52	62	59	53	58	74	00
04	B12SB-028-5087-SO	55	57	59	56	48	80	00
05	B12SB-028-5088-SO	68	80	81	70	68	89	00
06	B12SB-030-5093-SO	52	53	54	38	48	77	00
07	B12SB-030-5094-SO	63	76	73	46	65	92	00
08	B12SB-030-6076-FD	56	63	64	45	55	83	00
09	B12SB-031-5097-SO	58	74	71	47	60	86	00
10	B12SB-031-5098-SO	54	72	69	58	56	84	00
11	B12SB-032-5101-SO	52	69	70	62	53	83	00
12	B12SB-032-5102-SO	53	70	66	65	55	85	00
13	CPCSS-036-5014-SO	48	60	57	61	47	70	00
14	CPCSS-037-5015-SO	54	62	64	60	46	73	00
15	CPCSS-037-6041-FD	54	68	67	63	50	74	00
16	CPCSS-038-5016-SO	59	72	64	69	54	84	00
17	CPCSS-038-5016-SO RE-1	49 D	58 D	63 D	76 D	46 D	78 D	00
18	CPCSS-039-5017-SO	61	74	74	45	63	82	00
19	CPCSS-040-5018-SO	58	71	74	71	54	84	00
20	CPCSS-041-5019-SO	57	65	63	64	57	83	00
21	CPCSS-042-5020-SO	57	66	69	69	58	82	00
22	CPCSS-043-5021-SO	56 D	61 D	63 D	73 D	50 D	76 D	00
23	METHOD BLK. LV21E1AA	55	60	58	37	58	76	00
24	METHOD BLK. LV21F1AA	64	73	73	24 *	60	89	01
25	LCS LV21E1AC	54	57	56	54	58	74	00
26	LCS LV21F1AC	65	75	75	43	74	91	00
27	LAB MS/MSD D	52	55	56	53	53	77	00

\# Column to be used to flag recovery values
* Values outside of required QC Limits
D System monitoring Compound diluted out

FORM II

SW846 8270C SURROGATE RECOVERY

Lab Name: TestAmerica Laboratories, Inc. Client: Science Applications International Cor

Lab Code: TALCAN SDG No:

Lot #: A0B240490

Extraction: XXA11QLWA

	CLIENT ID.	SRG01	SRG02	SRG03	SRG04	SRG05	SRG06	TOT OUT
01	B12SB-027-5083-SO D	53	57	60	61	55	75	00
02	CPCSS-043-5021-SO D	53 D	63 D	67 D	70 D	52 D	73 D	00
03	LAB MS/MSD S	51	50	56	52	53	76	00
04	B12SB-027-5083-SO S	52	56	59	56	53	73	00
05	CPCSS-043-5021-SO S	9.9D	12 D	12 D	16 D	10 D	13 D	06

SURROGATES		QC LIMITS
SRG01	= 2-Fluorobiphenyl	(45-105)
SRG02	= 2-Fluorophenol	(35-105)
SRG03	= Phenol-d5	(40-100)
SRG04	= 2,4,6-Tribromophenol	(35-125)
SRG05	= Nitrobenzene-d5	(35-100)
SRG06	= Terphenyl-d14	(30-125)

\# Column to be used to flag recovery values
* Values outside of required QC Limits
D System monitoring Compound diluted out

FORM II

SW846 8270C CHECK SAMPLE RECOVERY

Lab Name: TestAmerica Laboratories, Inc. Client: Science Applications International Corp

Lab Code: TALCAN SDG No:

Lot #: A0B250000 WO #: LV21E1AC
BATCH: 0056039

COMPOUND	SPIKE ADDED (ug/kg)	SAMPLE CONCENT. (ug/kg)	% REC	QC LIMITS REC	QUAL
Acenaphthene	670	380	58	45- 110	
4-Chloro-3-methylphenol	670	410	62	45- 115	
2-Chlorophenol	670	380	57	45- 105	
1,4-Dichlorobenzene	670	380	57	35- 105	
2,4-Dinitrotoluene	670	450	67	50- 115	
4-Nitrophenol	670	470	70	15- 140	
N-Nitrosodi-n-propylamine	670	390	58	40- 115	
Pentachlorophenol	670	320	48	25- 120	
Phenol	670	390	59	40- 100	
Pyrene	670	440	65	45- 125	
1,2,4-Trichlorobenzene	670	370	55	45- 110	
bis(2-Ethylhexyl) phthala	670	470	71	45- 125	
Acenaphthylene	670	400	59	45- 105	
Anthracene	670	440	67	55- 105	
Benzo(a)anthracene	670	430	65	50- 110	
Benzo(b)fluoranthene	670	450	68	45- 115	
Benzo(k)fluoranthene	670	470	71	45- 125	
Benzo(ghi)perylene	670	450	68	40- 125	
Benzo(a)pyrene	670	400	59	50- 110	
bis(2-Chloroethoxy)methan	670	390	58	45- 110	
bis(2-Chloroethyl) ether	670	400	60	40- 105	
4-Bromophenyl phenyl ethe	670	440	66	45- 115	
Butyl benzyl phthalate	670	450	68	50- 125	
Carbazole	670	460	69	45- 115	
4-Chloroaniline	670	330	50	10- 95	
2-Chloronaphthalene	670	380	57	45- 105	
4-Chlorophenyl phenyl eth	670	410	62	45- 110	
Chrysene	670	440	65	55- 110	
Dibenzo(a,h)anthracene	670	460	69	40- 125	
Dibenzofuran	670	400	59	50- 105	
Di-n-butyl phthalate	670	480	72	55- 110	

(Continued on next page)

SW846 8270C CHECK SAMPLE RECOVERY

Lab Name: TestAmerica Laboratories, Inc. Client: Science Applications International Corp

Lab Code: TALCAN SDG No:

Lot #: A0B250000 WO #: LV21E1AC
BATCH: 0056039

COMPOUND	SPIKE ADDED (ug/kg)	SAMPLE CONCENT. (ug/kg)	% REC	QC LIMITS REC	QUAL
1,2-Dichlorobenzene	670	380	57	45- 95	
1,3-Dichlorobenzene	670	360	55	40- 100	
3,3'-Dichlorobenzidine	670	300	45	10- 130	
2,4-Dichlorophenol	670	380	58	45- 110	
Diethyl phthalate	670	440	67	50- 115	
2,4-Dimethylphenol	670	330	49	30- 105	
Dimethyl phthalate	670	420	63	50- 110	
4,6-Dinitro-2-methylpheno	670	390	58	30- 135	
2,4-Dinitrophenol	670	290	44	15- 130	
2,6-Dinitrotoluene	670	440	66	50- 110	
Di-n-octyl phthalate	670	470	70	40- 130	
Fluoranthene	670	470	71	55- 115	
Fluorene	670	410	61	50- 110	
Hexachlorobenzene	670	440	66	45- 120	
Hexachlorobutadiene	670	370	56	40- 115	
Hexachloroethane	670	370	55	35- 110	
Indeno(1,2,3-cd)pyrene	670	450	68	40- 120	
Isophorone	670	370	56	45- 110	
2-Methylnaphthalene	670	450	67	45- 105	
2-Methylphenol	670	390	58	40- 105	
Naphthalene	670	380	57	40- 105	
2-Nitroaniline	670	450	67	45- 120	
3-Nitroaniline	670	390	59	25- 110	
4-Nitroaniline	670	470	70	35- 115	
Nitrobenzene	670	390	58	40- 115	
2-Nitrophenol	670	370	56	40- 110	
N-Nitrosodiphenylamine	670	450	67	50- 115	
Phenanthrene	670	430	65	50- 110	
2,4,5-Trichlorophenol	670	420	63	50- 110	
2,4,6-Trichlorophenol	670	370	56	45- 110	
Benzyl alcohol	670	380	57	20- 125	

(Continued on next page)

SW846 8270C CHECK SAMPLE RECOVERY

Lab Name: TestAmerica Laboratories, Inc. Client: Science Applications International Corp

Lab Code: TALCAN SDG No:

Lot #: A0B250000 WO #: LV21E1AC
BATCH: 0056039

COMPOUND	SPIKE ADDED (ug/kg)	SAMPLE CONCENT. (ug/kg)	% REC	QC LIMITS REC	QUAL
bis(2-Chloroisopropyl) et	670	390	59	20- 115	
N-Nitrosodimethylamine	670	390	59	20- 115	
3-Methylphenol & 4-Methyl	1300	760	57	40- 105	
1,2-Diphenylhydrazine (as	670	440	67	1- 175	

NOTES(S):

* Values outside of QC limits

Spike Recovery: 0 out of 66 outside limits

COMMENTS:

FORM III

SW846 8270C CHECK SAMPLE RECOVERY

Lab Name: TestAmerica Laboratories, Inc. Client: Science Applications International Corp

Lab Code: TALCAN SDG No:

Lot #: A0B250000 WO #: LV21F1AC
BATCH: 0056040

COMPOUND	SPIKE ADDED (ug/kg)	SAMPLE CONCENT. (ug/kg)	% REC	QC LIMITS REC	QUAL
4-Chloroaniline	670	360	54	10 - 95	
2-Chloronaphthalene	670	470	70	45 - 105	
4-Chlorophenyl phenyl eth	670	480	72	45 - 110	
Chrysene	670	540	81	55 - 110	
Dibenzo(a,h)anthracene	670	610	91	40 - 125	
Dibenzofuran	670	470	71	50 - 105	
Di-n-butyl phthalate	670	570	85	55 - 110	
1,2-Dichlorobenzene	670	470	71	45 - 95	
1,3-Dichlorobenzene	670	450	67	40 - 100	
3,3'-Dichlorobenzidine	670	360	54	10 - 130	
2,4-Dichlorophenol	670	460	69	45 - 110	
Diethyl phthalate	670	510	77	50 - 115	
2,4-Dimethylphenol	670	430	64	30 - 105	
Dimethyl phthalate	670	500	75	50 - 110	
4,6-Dinitro-2-methylpheno	670	410	62	30 - 135	
2,4-Dinitrophenol	670	300	45	15 - 130	
2,6-Dinitrotoluene	670	520	77	50 - 110	
Di-n-octyl phthalate	670	620	93	40 - 130	
Fluoranthene	670	540	80	55 - 115	
Fluorene	670	490	74	50 - 110	
Hexachlorobenzene	670	480	72	45 - 120	
Hexachlorobutadiene	670	430	65	40 - 115	
Hexachloroethane	670	460	70	35 - 110	
Indeno(1,2,3-cd)pyrene	670	600	90	40 - 120	
Isophorone	670	500	75	45 - 110	
2-Methylnaphthalene	670	560	84	45 - 105	
2-Methylphenol	670	470	70	40 - 105	
Naphthalene	670	480	71	40 - 105	
2-Nitroaniline	670	570	85	45 - 120	
3-Nitroaniline	670	470	70	25 - 110	
4-Nitroaniline	670	530	80	35 - 115	

(Continued on next page)

SW846 8270C CHECK SAMPLE RECOVERY

Lab Name: TestAmerica Laboratories, Inc. Client: Science Applications International Corp

Lab Code: TALCAN SDG No:

Lot #: A0B250000 WO #: LV21F1AC
BATCH: 0056040

COMPOUND	SPIKE ADDED (ug/kg)	SAMPLE CONCENT. (ug/kg)	% REC	QC LIMITS REC	QUAL
Nitrobenzene	670	490	74	40 - 115	
2-Nitrophenol	670	500	75	40 - 110	
N-Nitrosodiphenylamine	670	500	75	50 - 115	
Phenanthrene	670	500	75	50 - 110	
2,4,5-Trichlorophenol	670	450	68	50 - 110	
2,4,6-Trichlorophenol	670	390	59	45 - 110	
Benzyl alcohol	670	490	73	20 - 125	
bis(2-Chloroisopropyl) et	670	550	82	20 - 115	
N-Nitrosodimethylamine	670	550	82	20 - 115	
3-Methylphenol & 4-Methyl	1300	960	72	40 - 105	
1,2-Diphenylhydrazine (as	670	540	82	1 - 175	
Acenaphthene	670	470	70	45 - 110	
4-Chloro-3-methylphenol	670	510	76	45 - 115	
2-Chlorophenol	670	480	71	45 - 105	
1,4-Dichlorobenzene	670	460	70	35 - 105	
2,4-Dinitrotoluene	670	520	78	50 - 115	
4-Nitrophenol	670	490	73	15 - 140	
N-Nitrosodi-n-propylamine	670	530	79	40 - 115	
Pentachlorophenol	670	220	34	25 - 120	
Phenol	670	510	77	40 - 100	
Pyrene	670	540	81	45 - 125	
1,2,4-Trichlorobenzene	670	440	66	45 - 110	
bis(2-Ethylhexyl) phthala	670	610	92	45 - 125	
Acenaphthylene	670	480	71	45 - 105	
Anthracene	670	530	79	55 - 105	
Benzo(a)anthracene	670	540	81	50 - 110	
Benzo(b)fluoranthene	670	560	84	45 - 115	
Benzo(k)fluoranthene	670	590	88	45 - 125	
Benzo(ghi)perylene	670	580	88	40 - 125	
Benzo(a)pyrene	670	490	74	50 - 110	
bis(2-Chloroethoxy)methan	670	510	76	45 - 110	

(Continued on next page)

SW846 8270C CHECK SAMPLE RECOVERY

Lab Name: TestAmerica Laboratories, Inc. Client: Science Applications International Corp

Lab Code: TALCAN SDG No:

Lot #: A0B250000 WO #: LV21F1AC
BATCH: 0056040

COMPOUND	SPIKE ADDED (ug/kg)	SAMPLE CONCENT. (ug/kg)	% REC	QC LIMITS REC	QUAL
bis(2-Chloroethyl) ether	670	440	66	40- 105	
4-Bromophenyl phenyl ethe	670	500	74	45- 115	
Butyl benzyl phthalate	670	610	91	50- 125	
Carbazole	670	530	79	45- 115	

NOTES(S):

* Values outside of QC limits

Spike Recovery: 0 out of 66 outside limits

COMMENTS:

FORM III

SW846 8270C MATRIX SPIKE/MATRIX SPIKE DUPLICATE RECOVERY

Lab Name: TestAmerica Laboratories, Inc. Client: Science Applications International Corp

Lab Code: TALCAN SDG No:

Matrix Spike ID: LAB MS/MSD Level:(low/med) LOW

Lot #: A0B230467 WO #: LV0301DR
BATCH: 0056039

COMPOUND	SPIKE ADDED (ug/kg)	SAMPLE CONCENT. (ug/kg)	MS CONCENT. (ug/kg)	MS % REC	LIMITS REC	QUAL
Acenaphthene	880	ND	500	57	45 - 110	
1,4-Dichlorobenzene	880	ND	460	52	35 - 105	
2,4-Dinitrotoluene	880	ND	620	70	50 - 115	
N-Nitrosodi-n-propylamine	880	ND	510	58	40 - 115	
Pyrene	880	21	600	66	45 - 125	
1,2,4-Trichlorobenzene	880	ND	450	51	45 - 110	
bis(2-Ethylhexyl) phthala	880	ND	610	69	45 - 125	
Acenaphthylene	880	ND	510	58	45 - 105	
Anthracene	880	ND	590	67	55 - 105	
Benzo(a)anthracene	880	14	590	66	50 - 110	
Benzo(b)fluoranthene	880	18	640	71	45 - 115	
Benzo(k)fluoranthene	880	ND	590	67	45 - 125	
Benzo(ghi)perylene	880	ND	600	68	40 - 125	
Benzo(a)pyrene	880	12	520	58	50 - 110	
bis(2-Chloroethoxy)methan	880	ND	480	55	45 - 110	
bis(2-Chloroethyl) ether	880	ND	560	64	40 - 105	
4-Bromophenyl phenyl ethe	880	ND	570	65	45 - 115	
Butyl benzyl phthalate	880	ND	600	68	50 - 125	
Carbazole	880	ND	620	71	45 - 115	
4-Chloroaniline	880	ND	410	46	10 - 95	
2-Chloronaphthalene	880	ND	480	54	45 - 105	
4-Chlorophenyl phenyl eth	880	ND	570	65	45 - 110	
Chrysene	880	13	580	65	55 - 110	
Dibenzo(a,h)anthracene	880	ND	610	69	40 - 125	
Dibenzofuran	880	ND	530	60	50 - 105	
Di-n-butyl phthalate	880	ND	640	73	55 - 110	
1,2-Dichlorobenzene	880	ND	470	53	45 - 95	
1,3-Dichlorobenzene	880	ND	430	49	40 - 100	

(Continued on next page)

SW846 8270C MATRIX SPIKE/MATRIX SPIKE DUPLICATE RECOVERY

Lab Name: TestAmerica Laboratories, Inc. Client: Science Applications International Corp

Lab Code: TALCAN SDG No:

Matrix Spike ID: LAB MS/MSD Level:(low/med) LOW

Lot #: A0B230467 WO #: LV0301DR
BATCH: 0056039

COMPOUND	SPIKE ADDED (ug/kg)	SAMPLE CONCENT. (ug/kg)	MS CONCENT. (ug/kg)	MS % REC	LIMITS REC	QUAL
3,3'-Dichlorobenzidine	880	ND	220	25	10 - 130	
2,4-Dichlorophenol	880	ND	530	61	45 - 110	
Diethyl phthalate	880	ND	590	67	50 - 115	
Dimethyl phthalate	880	ND	550	63	50 - 110	
Di-n-octyl phthalate	880	ND	620	70	40 - 130	
Fluoranthene	880	29	660	72	55 - 115	
Fluorene	880	ND	560	64	50 - 110	
Hexachlorobenzene	880	ND	550	63	45 - 120	
Hexachlorobutadiene	880	ND	450	51	40 - 115	
Hexachloroethane	880	ND	430	49	35 - 110	
Indeno(1,2,3-cd)pyrene	880	ND	590	68	40 - 120	
Isophorone	880	ND	470	53	45 - 110	
2-Methylnaphthalene	880	ND	590	67	45 - 105	
2-Methylphenol	880	ND	500	57	40 - 105	
Naphthalene	880	ND	470	53	40 - 105	
2-Nitroaniline	880	ND	620	70	45 - 120	
3-Nitroaniline	880	ND	490	56	25 - 110	
4-Nitroaniline	880	ND	590	68	35 - 115	
Nitrobenzene	880	ND	480	55	40 - 115	
2-Nitrophenol	880	ND	490	56	40 - 110	
N-Nitrosodiphenylamine	880	ND	570	65	50 - 115	
Phenanthrene	880	12	580	65	50 - 110	
2,4,5-Trichlorophenol	880	ND	550	63	50 - 110	
2,4,6-Trichlorophenol	880	ND	470	53	45 - 110	
Benzyl alcohol	880	ND	520	59	20 - 125	
bis(2-Chloroisopropyl) et	880	ND	500	57	20 - 115	
N-Nitrosodimethylamine	880	ND	480	55	20 - 115	
3-Methylphenol & 4-Methyl	4400	ND	1000	23*	40 - 105	a

(Continued on next page)

SW846 8270C MATRIX SPIKE/MATRIX SPIKE DUPLICATE RECOVERY

Lab Name: TestAmerica Laboratories, Inc. Client: Science Applications International Corp

Lab Code: TALCAN SDG No:

Matrix Spike ID: LAB MS/MSD Level: (low/med) LOW

Lot #: A0B230467 WO #: LV0301DR
BATCH: 0056039

COMPOUND	SPIKE ADDED (ug/kg)	SAMPLE CONCENT. (ug/kg)	MS CONCENT. (ug/kg)	MS % REC	LIMITS REC	QUAL
1,2-Diphenylhydrazine (as	880	ND	560	63	1- 175	

NOTES(S):

Results and reporting limits have been adjusted for dry weight.

a Spiked analyte recovery is outside stated control limits.

Column to be used to flag recovery and RPD values with an asterisk
* Values outside of QC limits

RPD: 0 out of 0 outside limits
Spike Recovery: 1 out of 57 outside limits

COMMENTS:

FORM III

SW846 8270C MATRIX SPIKE/MATRIX SPIKE DUPLICATE RECOVERY

Lab Name: TestAmerica Laboratories, Inc. Client: Science Applications International Corp

Lab Code: TALCAN SDG No:

Matrix Spike ID: LAB MS/MSD Level:(low/med) LOW

Lot #: A0B230467 WO #: LV0301DT
BATCH: 0056039

COMPOUND	SPIKE ADDED (ug/kg)	MSD CONCENT. (ug/kg)	MSD % REC	% RPD		QC LIMITS RPD	QC LIMITS REC	QUAL
Acenaphthene	880	510	58	2.0		44	45- 110	
4-Chloro-3-methylphenol	880	630	72	200	*	55	45- 115	p
2-Chlorophenol	880	490	56	200	*	54	45- 105	p
1,4-Dichlorobenzene	880	460	53	0.79		59	35- 105	
2,4-Dinitrotoluene	880	610	70	0.67		45	50- 115	
4-Nitrophenol	880	730	84	200	*	64	15- 140	p
N-Nitrosodi-n-propylamine	880	500	57	1.6		50	40- 115	
Pentachlorophenol	880	420	48	200	*	87	25- 120	p
Phenol	880	510	59	200	*	50	40- 100	p
Pyrene	880	610	67	1.1		66	45- 125	
1,2,4-Trichlorobenzene	880	450	51	0.47		54	45- 110	
bis(2-Ethylhexyl) phthala	880	600	69	0.63		31	45- 125	
Acenaphthylene	880	520	59	1.3		41	45- 105	
Anthracene	880	590	68	1.1		22	55- 105	
Benzo(a)anthracene	880	590	66	0.30		23	50- 110	
Benzo(b)fluoranthene	880	640	70	0.54		28	45- 115	
Benzo(k)fluoranthene	880	600	69	1.8		31	45- 125	
Benzo(ghi)perylene	880	610	69	1.6		50	40- 125	
Benzo(a)pyrene	880	520	58	0.34		31	50- 110	
bis(2-Chloroethoxy)methan	880	490	56	0.97		35	45- 110	
bis(2-Chloroethyl) ether	880	560	64	0.36		33	40- 105	
4-Bromophenyl phenyl ethe	880	590	68	3.6		20	45- 115	
Butyl benzyl phthalate	880	600	69	0.27		35	50- 125	
Carbazole	880	620	71	0.16		20	45- 115	
4-Chloroaniline	880	400	46	1.9		28	10- 95	
2-Chloronaphthalene	880	480	55	1.0		28	45- 105	
4-Chlorophenyl phenyl eth	880	580	66	1.2		29	45- 110	
Chrysene	880	580	65	0.27		31	55- 110	

(Continued on next page)

SW846 8270C MATRIX SPIKE/MATRIX SPIKE DUPLICATE RECOVERY

Lab Name: TestAmerica Laboratories, Inc. Client: Science Applications International Corp

Lab Code: TALCAN SDG No:

Matrix Spike ID: LAB MS/MSD Level:(low/med) LOW

Lot #: A0B230467 WO #: LV0301DT
BATCH: 0056039

COMPOUND	SPIKE ADDED	MSD CONCENT.	MSD % REC	% RPD		QC LIMITS RPD	QC LIMITS REC	QUAL
Dibenzo(a,h)anthracene	880	600	69	0.22		55	40- 125	
Dibenzofuran	880	540	61	1.4		27	50- 105	
Di-n-butyl phthalate	880	640	73	0.33		24	55- 110	
1,2-Dichlorobenzene	880	470	53	0.0		25	45- 95	
1,3-Dichlorobenzene	880	440	50	1.5		46	40- 100	
3,3'-Dichlorobenzidine	880	200	23	6.4		56	10- 130	
2,4-Dichlorophenol	880	540	62	1.9		27	45- 110	
Diethyl phthalate	880	590	68	0.31		29	50- 115	
2,4-Dimethylphenol	880	440	50	200	*	26	30- 105	p
Dimethyl phthalate	880	560	64	1.1		30	50- 110	
4,6-Dinitro-2-methylpheno	880	570	65	200	*	39	30- 135	p
2,4-Dinitrophenol	880	530	61	200	*	56	15- 130	p
2,6-Dinitrotoluene	880	610	69	200	*	39	50- 110	p
Di-n-octyl phthalate	880	620	71	0.96		29	40- 130	
Fluoranthene	880	670	74	2.3		23	55- 115	
Fluorene	880	570	65	0.38		29	50- 110	
Hexachlorobenzene	880	570	66	3.5		29	45- 120	
Hexachlorobutadiene	880	450	52	1.4		25	40- 115	
Hexachloroethane	880	440	50	0.71		29	35- 110	
Indeno(1,2,3-cd)pyrene	880	600	69	0.99		37	40- 120	
Isophorone	880	470	53	0.47		30	45- 110	
2-Methylnaphthalene	880	580	66	1.6		27	45- 105	
2-Methylphenol	880	500	57	0.40		29	40- 105	
Naphthalene	880	470	53	0.92		25	40- 105	
2-Nitroaniline	880	630	72	1.4		39	45- 120	
3-Nitroaniline	880	470	53	5.0		45	25- 110	
4-Nitroaniline	880	580	66	2.7		44	35- 115	
Nitrobenzene	880	480	55	0.54		29	40- 115	

(Continued on next page)

SW846 8270C MATRIX SPIKE/MATRIX SPIKE DUPLICATE RECOVERY

Lab Name: TestAmerica Laboratories, Inc. Client: Science Applications International Corp

Lab Code: TALCAN SDG No:

Matrix Spike ID: LAB MS/MSD Level: (low/med) LOW

Lot #: A0B230467 WO #: LV0301DT
BATCH: 0056039

COMPOUND	SPIKE ADDED	MSD CONCENT.	MSD % REC	% RPD	QC LIMITS RPD	QC LIMITS REC	QUAL
2-Nitrophenol	880	490	56	0.47	30	40- 110	
N-Nitrosodiphenylamine	880	590	67	3.0	68	50- 115	
Phenanthrene	880	590	66	1.6	20	50- 110	
2,4,5-Trichlorophenol	880	560	64	1.6	30	50- 110	
2,4,6-Trichlorophenol	880	490	56	4.1	29	45- 110	
Benzyl alcohol	880	510	58	2.1	20	20- 125	
bis(2-Chloroisopropyl) et	880	490	56	1.1	27	20- 115	
N-Nitrosodimethylamine	880	430	49	10	47	20- 115	
3-Methylphenol & 4-Methyl	4400	1000	23*	0.76	49	40- 105	a
1,2-Diphenylhydrazine (as	880	580	66	4.0	20	1- 175	

NOTES(S):

Results and reporting limits have been adjusted for dry weight.

p Relative percent difference (RPD) is outside stated control limits.

a Spiked analyte recovery is outside stated control limits.

Column to be used to flag recovery and RPD values with an asterisk
* Values outside of QC limits

RPD: 9 out of 66 outside limits
Spike Recovery: 1 out of 66 outside limits

COMMENTS:

FORM III

SW846 8270C MATRIX SPIKE/MATRIX SPIKE DUPLICATE RECOVERY

Lab Name: TestAmerica Laboratories, Inc. Client: Science Applications International Corp

Lab Code: TALCAN SDG No:

Matrix Spike ID: B12SB-027-5083-SO

Lot #: A0B240490 WO #: LV2DH1DR
BATCH: 0056039

COMPOUND	SPIKE ADDED (ug/kg)	SAMPLE CONCENT. (ug/kg)	MS CONCENT. (ug/kg)	MS % REC	LIMITS REC	QUAL
Acenaphthene	940	ND	560	59	45- 110	
4-Chloro-3-methylphenol	940	ND	690	73	45- 115	
2-Chlorophenol	940	ND	550	58	45- 105	
1,4-Dichlorobenzene	940	ND	480	51	35- 105	
2,4-Dinitrotoluene	940	ND	670	72	50- 115	
4-Nitrophenol	940	ND	800	85	15- 140	
N-Nitrosodi-n-propylamine	940	ND	560	60	40- 115	
Pentachlorophenol	940	ND	610	57	25- 120	
Phenol	940	ND	590	63	40- 100	
Pyrene	940	18	620	65	45- 125	
1,2,4-Trichlorobenzene	940	ND	480	51	45- 110	
bis(2-Ethylhexyl) phthala	940	ND	640	69	45- 125	
Acenaphthylene	940	ND	570	61	45- 105	
Anthracene	940	ND	630	67	55- 105	
Benzo(a)anthracene	940	12	600	63	50- 110	
Benzo(b)fluoranthene	940	20	660	69	45- 115	
Benzo(k)fluoranthene	940	ND	660	70	45- 125	
Benzo(ghi)perylene	940	ND	610	65	40- 125	
Benzo(a)pyrene	940	12	550	58	50- 110	
bis(2-Chloroethoxy)methan	940	ND	530	56	45- 110	
bis(2-Chloroethyl) ether	940	ND	550	59	40- 105	
4-Bromophenyl phenyl ethe	940	ND	610	66	45- 115	
Butyl benzyl phthalate	940	ND	640	68	50- 125	
Carbazole	940	ND	660	71	45- 115	
4-Chloroaniline	940	ND	400	42	10- 95	
2-Chloronaphthalene	940	ND	530	57	45- 105	
4-Chlorophenyl phenyl eth	940	ND	630	67	45- 110	
Chrysene	940	14	610	63	55- 110	

(Continued on next page)

SW846 8270C MATRIX SPIKE/MATRIX SPIKE DUPLICATE RECOVERY

Lab Name: TestAmerica Laboratories, Inc. Client: Science Applications International Corp

Lab Code: TALCAN SDG No:

Matrix Spike ID: B12SB-027-5083-SO

Lot #: A0B240490 WO #: LV2DH1DR
BATCH: 0056039

COMPOUND	SPIKE ADDED (ug/kg)	SAMPLE CONCENT. (ug/kg)	MS CONCENT. (ug/kg)	MS % REC	LIMITS REC	QUAL
Dibenzo(a,h)anthracene	940	ND	630	68	40- 125	
Dibenzofuran	940	ND	600	64	50- 105	
Di-n-butyl phthalate	940	ND	690	73	55- 110	
1,2-Dichlorobenzene	940	ND	490	52	45- 95	
1,3-Dichlorobenzene	940	ND	450	48	40- 100	
3,3'-Dichlorobenzidine	940	ND	94	10	10- 130	
2,4-Dichlorophenol	940	ND	620	66	45- 110	
Diethyl phthalate	940	ND	640	68	50- 115	
2,4-Dimethylphenol	940	ND	520	55	30- 105	
Dimethyl phthalate	940	ND	600	64	50- 110	
4,6-Dinitro-2-methylpheno	940	ND	620	66	30- 135	
2,4-Dinitrophenol	940	ND	610	66	15- 130	
2,6-Dinitrotoluene	940	ND	660	70	50- 110	
Di-n-octyl phthalate	940	ND	670	72	40- 130	
Fluoranthene	940	24	720	75	55- 115	
Fluorene	940	ND	610	65	50- 110	
Hexachlorobenzene	940	ND	600	64	45- 120	
Hexachlorobutadiene	940	ND	470	50	40- 115	
Hexachloroethane	940	ND	450	48	35- 110	
Indeno(1,2,3-cd)pyrene	940	ND	610	65	40- 120	
Isophorone	940	ND	520	56	45- 110	
2-Methylnaphthalene	940	ND	670	71	45- 105	
2-Methylphenol	940	ND	580	62	40- 105	
Naphthalene	940	ND	510	54	40- 105	
2-Nitroaniline	940	ND	710	75	45- 120	
3-Nitroaniline	940	ND	510	54	25- 110	
4-Nitroaniline	940	ND	550	58	35- 115	
Nitrobenzene	940	ND	510	55	40- 115	

(Continued on next page)

SW846 8270C MATRIX SPIKE/MATRIX SPIKE DUPLICATE RECOVERY

Lab Name: TestAmerica Laboratories, Inc. Client: Science Applications International Corp

Lab Code: TALCAN SDG No:

Matrix Spike ID: B12SB-027-5083-SO

Lot #: A0B240490 WO #: LV2DH1DR
BATCH: 0056039

COMPOUND	SPIKE ADDED (ug/kg)	SAMPLE CONCENT. (ug/kg)	MS CONCENT. (ug/kg)	MS % REC	LIMITS REC	QUAL
2-Nitrophenol	940	ND	540	57	40 - 110	
N-Nitrosodiphenylamine	940	ND	620	66	50 - 115	
Phenanthrene	940	12	640	66	50 - 110	
2,4,5-Trichlorophenol	940	ND	610	65	50 - 110	
2,4,6-Trichlorophenol	940	ND	540	58	45 - 110	
Benzyl alcohol	940	ND	580	62	20 - 125	
bis(2-Chloroisopropyl) et	940	ND	530	56	20 - 115	
N-Nitrosodimethylamine	940	ND	430	46	20 - 115	
3-Methylphenol & 4-Methyl	4700		1200	25*	40 - 105	a
1,2-Diphenylhydrazine (as	940	ND	610	65	1 - 175	

NOTES(S):

Results and reporting limits have been adjusted for dry weight.

a Spiked analyte recovery is outside stated control limits.

Column to be used to flag recovery and RPD values with an asterisk
* Values outside of QC limits

RPD: 0 out of 0 outside limits
Spike Recovery: 1 out of 66 outside limits

COMMENTS:

FORM III

SW846 8270C MATRIX SPIKE/MATRIX SPIKE DUPLICATE RECOVERY

Lab Name: TestAmerica Laboratories, Inc. Client: Science Applications International Corp

Lab Code: TALCAN SDG No:

Matrix Spike ID: B12SB-027-5083-SO

Lot #: A0B240490 WO #: LV2DH1DT
BATCH: 0056039

COMPOUND	SPIKE ADDED (ug/kg)	MSD CONCENT. (ug/kg)	MSD % REC	% RPD	QC LIMITS RPD	QC LIMITS REC	QUAL
Acenaphthene	940	570	61	2.6	44	45 - 110	
4-Chloro-3-methylphenol	940	720	77	5.2	55	45 - 115	
2-Chlorophenol	940	560	60	3.6	54	45 - 105	
1,4-Dichlorobenzene	940	510	54	5.6	59	35 - 105	
2,4-Dinitrotoluene	940	720	76	6.4	45	50 - 115	
4-Nitrophenol	940	860	91	7.5	64	15 - 140	
N-Nitrosodi-n-propylamine	940	580	62	3.3	50	40 - 115	
Pentachlorophenol	940	620	58	1.4	87	25 - 120	
Phenol	940	600	64	0.92	50	40 - 100	
Pyrene	940	640	66	2.8	66	45 - 125	
1,2,4-Trichlorobenzene	940	500	53	4.4	54	45 - 110	
bis(2-Ethylhexyl) phthala	940	670	71	3.8	31	45 - 125	
Acenaphthylene	940	580	62	1.9	41	45 - 105	
Anthracene	940	650	69	2.3	22	55 - 105	
Benzo(a)anthracene	940	630	66	4.1	23	50 - 110	
Benzo(b)fluoranthene	940	690	71	3.2	28	45 - 115	
Benzo(k)fluoranthene	940	670	72	2.6	31	45 - 125	
Benzo(ghi)perylene	940	620	66	0.79	50	40 - 125	
Benzo(a)pyrene	940	580	60	3.7	31	50 - 110	
bis(2-Chloroethoxy)methan	940	550	58	3.7	35	45 - 110	
bis(2-Chloroethyl) ether	940	590	63	6.3	33	40 - 105	
4-Bromophenyl phenyl ethe	940	630	68	3.1	20	45 - 115	
Butyl benzyl phthalate	940	650	69	2.0	35	50 - 125	
Carbazole	940	690	74	4.6	20	45 - 115	
4-Chloroaniline	940	410	44	3.4	28	10 - 95	
2-Chloronaphthalene	940	530	57	0.46	28	45 - 105	
4-Chlorophenyl phenyl eth	940	650	69	3.8	29	45 - 110	
Chrysene	940	620	65	2.6	31	55 - 110	

(Continued on next page)

SW846 8270C MATRIX SPIKE/MATRIX SPIKE DUPLICATE RECOVERY

Lab Name: TestAmerica Laboratories, Inc. Client: Science Applications International Corp

Lab Code: TALCAN SDG No:

Matrix Spike ID: B12SB-027-5083-SO

Lot #: A0B240490 WO #: LV2DH1DT
BATCH: 0056039

COMPOUND	SPIKE ADDED	MSD CONCENT.	MSD % REC	% RPD		QC LIMITS RPD	QC LIMITS REC	QUAL
Dibenzo(a,h)anthracene	940	650	69	2.2		55	40 - 125	
Dibenzofuran	940	620	66	2.2		27	50 - 105	
Di-n-butyl phthalate	940	710	76	3.8		24	55 - 110	
1,2-Dichlorobenzene	940	510	55	5.5		25	45 - 95	
1,3-Dichlorobenzene	940	480	51	5.6		46	40 - 100	
3,3'-Dichlorobenzidine	940	110	12	17		56	10 - 130	
2,4-Dichlorophenol	940	620	66	0.050		27	45 - 110	
Diethyl phthalate	940	680	72	5.7		29	50 - 115	
2,4-Dimethylphenol	940	520	56	1.7		26	30 - 105	
Dimethyl phthalate	940	620	66	1.8		30	50 - 110	
4,6-Dinitro-2-methylpheno	940	640	69	3.7		39	30 - 135	
2,4-Dinitrophenol	940	640	68	3.8		56	15 - 130	
2,6-Dinitrotoluene	940	680	72	3.4		39	50 - 110	
Di-n-octyl phthalate	940	670	72	0.48		29	40 - 130	
Fluoranthene	940	760	79	5.3		23	55 - 115	
Fluorene	940	640	68	4.8		29	50 - 110	
Hexachlorobenzene	940	620	66	3.6		29	45 - 120	
Hexachlorobutadiene	940	500	53	5.2		25	40 - 115	
Hexachloroethane	940	460	49	1.9		29	35 - 110	
Indeno(1,2,3-cd)pyrene	940	630	67	3.0		37	40 - 120	
Isophorone	940	530	56	1.7		30	45 - 110	
2-Methylnaphthalene	940	690	73	2.8		27	45 - 105	
2-Methylphenol	940	600	64	3.4		29	40 - 105	
Naphthalene	940	520	55	2.6		25	40 - 105	
2-Nitroaniline	940	730	78	3.6		39	45 - 120	
3-Nitroaniline	940	500	53	2.8		45	25 - 110	
4-Nitroaniline	940	570	61	4.4		44	35 - 115	
Nitrobenzene	940	530	57	4.0		29	40 - 115	

(Continued on next page)

SW846 8270C MATRIX SPIKE/MATRIX SPIKE DUPLICATE RECOVERY

Lab Name: TestAmerica Laboratories, Inc. Client: Science Applications International Corp

Lab Code: TALCAN SDG No:

Matrix Spike ID: B12SB-027-5083-SO

Lot #: A0B240490 WO #: LV2DH1DT
BATCH: 0056039

COMPOUND	SPIKE ADDED	MSD CONCENT.	MSD % REC	% RPD	QC LIMITS RPD	QC LIMITS REC	QUAL
2-Nitrophenol	940	560	59	4.0	30	40- 110	
N-Nitrosodiphenylamine	940	630	67	1.8	68	50- 115	
Phenanthrene	940	660	69	3.2	20	50- 110	
2,4,5-Trichlorophenol	940	640	68	4.1	30	50- 110	
2,4,6-Trichlorophenol	940	560	60	4.0	29	45- 110	
Benzyl alcohol	940	600	64	3.5	20	20- 125	
bis(2-Chloroisopropyl) et	940	550	59	4.5	27	20- 115	
N-Nitrosodimethylamine	940	520	55	18	47	20- 115	
3-Methylphenol & 4-Methyl	4700	1200	25*	0.93	49	40- 105	a
1,2-Diphenylhydrazine (as	940	610	65	0.38	20	1- 175	

NOTES(S):

Results and reporting limits have been adjusted for dry weight.

a Spiked analyte recovery is outside stated control limits.

Column to be used to flag recovery and RPD values with an asterisk
* Values outside of QC limits

RPD: 0 out of 66 outside limits
Spike Recovery: 1 out of 66 outside limits

COMMENTS:

FORM III

SW846 8270C MATRIX SPIKE/MATRIX SPIKE DUPLICATE RECOVERY

Lab Name: TestAmerica Laboratories, Inc. Client: Science Applications International Corp

Lab Code: TALCAN SDG No:

Matrix Spike ID: CPCSS-043-5021-SO

Lot #: A0B240490 WO #: LV2FQ1DR
BATCH: 0056040

COMPOUND	SPIKE ADDED (ug/kg)	SAMPLE CONCENT. (ug/kg)	MS CONCENT. (ug/kg)	MS % REC	LIMITS REC	QUAL
Acenaphthene	1500	ND	150	10*	45- 110	DIL a
4-Chloro-3-methylphenol	1500	ND		12*	45- 115	DIL a
2-Chlorophenol	1500	ND		9*	45- 105	DIL a
1,4-Dichlorobenzene	1500	ND		10*	35- 105	DIL a
2,4-Dinitrotoluene	1500	ND	0.0	0*	50- 115	DIL a
4-Nitrophenol	1500	ND	0.0	0*	15- 140	DIL a
N-Nitrosodi-n-propylamine	1500	ND		9*	40- 115	DIL a
Pentachlorophenol	1500	ND	890	60	25- 120	DIL
Phenol	1500	ND		11*	40- 100	DIL a
Pyrene	1500	ND	170	11*	45- 125	DIL a
1,2,4-Trichlorobenzene	1500	ND		10*	45- 110	DIL a
bis(2-Ethylhexyl) phthala	1500	ND	300	20*	45- 125	DIL a
Acenaphthylene	1500	ND	130	9*	45- 105	DIL a
Anthracene	1500	ND	140	9*	55- 105	DIL a
Benzo(a)anthracene	1500	ND	320	22*	50- 110	DIL a
Benzo(b)fluoranthene	1500	ND	190	13*	45- 115	DIL a
Benzo(k)fluoranthene	1500	ND	170	11*	45- 125	DIL a
Benzo(ghi)perylene	1500	ND	150	10*	40- 125	DIL a
Benzo(a)pyrene	1500	ND	140	9*	50- 110	DIL a
bis(2-Chloroethoxy)methan	1500	ND		10*	45- 110	DIL a
bis(2-Chloroethyl) ether	1500	ND	150	10*	40- 105	DIL a
4-Bromophenyl phenyl ethe	1500	ND	140	9*	45- 115	DIL a
Butyl benzyl phthalate	1500	ND	180	12*	50- 125	DIL a
Carbazole	1500	ND		11*	45- 115	DIL a
4-Chloroaniline	1500	ND	0.0	0*	10- 95	DIL a
2-Chloronaphthalene	1500	ND	130	9*	45- 105	DIL a
4-Chlorophenyl phenyl eth	1500	ND	150	10*	45- 110	DIL a
Chrysene	1500	ND	350	24*	55- 110	DIL a

(Continued on next page)

SW846 8270C MATRIX SPIKE/MATRIX SPIKE DUPLICATE RECOVERY

Lab Name: TestAmerica Laboratories, Inc. Client: Science Applications International Corp

Lab Code: TALCAN SDG No:

Matrix Spike ID: CPCSS-043-5021-SO

Lot #: A0B240490 WO #: LV2FQ1DR
BATCH: 0056040

COMPOUND	SPIKE ADDED (ug/kg)	SAMPLE CONCENT. (ug/kg)	MS CONCENT. (ug/kg)	MS % REC	LIMITS REC	QUAL
Dibenzo(a,h)anthracene	1500	ND	260	17*	40 - 125	DIL a
Dibenzofuran	1500	ND		9*	50 - 105	DIL a
Di-n-butyl phthalate	1500	ND	170	12*	55 - 110	DIL a
1,2-Dichlorobenzene	1500	ND	140	9*	45 - 95	DIL a
1,3-Dichlorobenzene	1500	ND	140	9*	40 - 100	DIL a
3,3'-Dichlorobenzidine	1500	ND	0.0	0*	10 - 130	DIL a
2,4-Dichlorophenol	1500	ND		8*	45 - 110	DIL a
Diethyl phthalate	1500	ND	160	10*	50 - 115	DIL a
2,4-Dimethylphenol	1500	ND		10*	30 - 105	DIL a
Dimethyl phthalate	1500	ND	150	10*	50 - 110	DIL a
4,6-Dinitro-2-methylpheno	1500	ND	0.0	0*	30 - 135	DIL a
2,4-Dinitrophenol	1500	ND	0.0	0*	15 - 130	DIL a
2,6-Dinitrotoluene	1500	ND	230	16*	50 - 110	DIL a
Di-n-octyl phthalate	1500	ND	320	22*	40 - 130	DIL a
Fluoranthene	1500	ND	170	12*	55 - 115	DIL a
Fluorene	1500	ND	150	10*	50 - 110	DIL a
Hexachlorobenzene	1500	ND	130	8*	45 - 120	DIL a
Hexachlorobutadiene	1500	ND		10*	40 - 115	DIL a
Hexachloroethane	1500	ND	0.0	0*	35 - 110	DIL a
Indeno(1,2,3-cd)pyrene	1500	ND	130	8*	40 - 120	DIL a
Isophorone	1500	ND	150	10*	45 - 110	DIL a
2-Methylnaphthalene	1500	ND	190	13*	45 - 105	DIL a
2-Methylphenol	1500	ND		11*	40 - 105	DIL a
Naphthalene	1500	ND	150	9*	40 - 105	DIL a
2-Nitroaniline	1500	ND	170	12*	45 - 120	DIL a
3-Nitroaniline	1500	ND	190	13*	25 - 110	DIL a
4-Nitroaniline	1500	ND	280	19*	35 - 115	DIL a
Nitrobenzene	1500	ND	150	9*	40 - 115	DIL a

(Continued on next page)

SW846 8270C MATRIX SPIKE/MATRIX SPIKE DUPLICATE RECOVERY

Lab Name: TestAmerica Laboratories, Inc. Client: Science Applications International Corp

Lab Code: TALCAN SDG No:

Matrix Spike ID: CPCSS-043-5021-SO

Lot #: A0B240490 WO #: LV2FQ1DR
BATCH: 0056040

COMPOUND	SPIKE ADDED (ug/kg)	SAMPLE CONCENT. (ug/kg)	MS CONCENT. (ug/kg)	MS % REC	LIMITS REC	QUAL
2-Nitrophenol	1500	ND		11*	40 - 110	DIL a
N-Nitrosodiphenylamine	1500	ND		9*	50 - 115	DIL a
Phenanthrene	1500	ND	140	9*	50 - 110	DIL a
2,4,5-Trichlorophenol	1500	ND		11*	50 - 110	DIL a
2,4,6-Trichlorophenol	1500	ND		9*	45 - 110	DIL a
Benzyl alcohol	1500	ND		10*	20 - 125	DIL a
bis(2-Chloroisopropyl) et	1500	ND	160	11*	20 - 115	DIL a
N-Nitrosodimethylamine	1500	ND		8*	20 - 115	DIL a
3-Methylphenol & 4-Methyl	3000	ND	300	10*	40 - 105	DIL a
1,2-Diphenylhydrazine (as	1500	ND		8	1 - 175	DIL

NOTES(S):

DIL The concentration is estimated or not reported due to dilution or the presence of interfering analytes.

a Spiked analyte recovery is outside stated control limits.

Results and reporting limits have been adjusted for dry weight.

Column to be used to flag recovery and RPD values with an asterisk
* Values outside of QC limits

RPD: 0 out of 0 outside limits
Spike Recovery: 64 out of 66 outside limits

COMMENTS:

FORM III

SW846 8270C MATRIX SPIKE/MATRIX SPIKE DUPLICATE RECOVERY

Lab Name: TestAmerica Laboratories, Inc. Client: Science Applications International Corp

Lab Code: TALCAN SDG No:

Matrix Spike ID: CPCSS-043-5021-SO

Lot #: A0B240490 WO #: LV2FQ1DT
BATCH: 0056040

COMPOUND	SPIKE ADDED (ug/kg)	MSD CONCENT. (ug/kg)	MSD % REC	% RPD		QC LIMITS RPD	QC LIMITS REC	QUAL
Acenaphthene	1500	850	57	139	*	44	45- 110	DIL p
4-Chloro-3-methylphenol	1500	1100	74	146	*	55	45- 115	DIL p
2-Chlorophenol	1500	930	63	146	*	54	45- 105	DIL p
1,4-Dichlorobenzene	1500	840	57	138	*	59	35- 105	DIL p
2,4-Dinitrotoluene	1500	920	62	200	*	45	50- 115	DIL p
4-Nitrophenol	1500	1400	97	200	*	64	15- 140	DIL p
N-Nitrosodi-n-propylamine	1500	1000	67	149	*	50	40- 115	DIL p
Pentachlorophenol	1500	1600	108	57		87	25- 120	DIL
Phenol	1500	1000	68	143	*	50	40- 100	DIL p
Pyrene	1500	1000	68	144	*	66	45- 125	DIL p
1,2,4-Trichlorobenzene	1500	820	55	138	*	54	45- 110	DIL p
bis(2-Ethylhexyl) phthala	1500	1300	88	126	*	31	45- 125	DIL p
Acenaphthylene	1500	890	60	148	*	41	45- 105	DIL p
Anthracene	1500	890	60	145	*	22	55- 105	DIL p
Benzo(a)anthracene	1500	1000	68	103	*	23	50- 110	DIL p
Benzo(b)fluoranthene	1500	1100	75	142	*	28	45- 115	DIL p
Benzo(k)fluoranthene	1500	870	59	136	*	31	45- 125	DIL p
Benzo(ghi)perylene	1500	620	41	122	*	50	40- 125	DIL p
Benzo(a)pyrene	1500	890	60	145	*	31	50- 110	DIL p
bis(2-Chloroethoxy)methan	1500	900	60	141	*	35	45- 110	DIL p
bis(2-Chloroethyl) ether	1500	890	60	142	*	33	40- 105	DIL p
4-Bromophenyl phenyl ethe	1500	800	54	142	*	20	45- 115	DIL p
Butyl benzyl phthalate	1500	1100	73	144	*	35	50- 125	DIL p
Carbazole	1500	870	59	138	*	20	45- 115	DIL p
4-Chloroaniline	1500	180	12	200	*	28	10- 95	DIL p
2-Chloronaphthalene	1500	850	57	145	*	28	45- 105	DIL p
4-Chlorophenyl phenyl eth	1500	930	62	143	*	29	45- 110	DIL p
Chrysene	1500	840	56	82	*	31	55- 110	DIL p

(Continued on next page)

SW846 8270C MATRIX SPIKE/MATRIX SPIKE DUPLICATE RECOVERY

Lab Name: TestAmerica Laboratories, Inc. Client: Science Applications International Corp

Lab Code: TALCAN SDG No:

Matrix Spike ID: CPCSS-043-5021-SO

Lot #: A0B240490 WO #: LV2FQ1DT
BATCH: 0056040

COMPOUND	SPIKE ADDED	MSD CONCENT.	MSD % REC	% RPD		QC LIMITS RPD	QC LIMITS REC	QUAL
Dibenzo(a,h)anthracene	1500	1000	68	119	*	55	40 - 125	DIL p
Dibenzofuran	1500	890	60	145	*	27	50 - 105	DIL p
Di-n-butyl phthalate	1500	980	66	139	*	24	55 - 110	DIL p
1,2-Dichlorobenzene	1500	820	55	141	*	25	45 - 95	DIL p
1,3-Dichlorobenzene	1500	790	53	138	*	46	40 - 100	DIL p
3,3'-Dichlorobenzidine	1500	0.0	0*	0.0		56	10 - 130	DIL a
2,4-Dichlorophenol	1500	1000	68	156	*	27	45 - 110	DIL p
Diethyl phthalate	1500	950	64	144	*	29	50 - 115	DIL p
2,4-Dimethylphenol	1500	990	66	148	*	26	30 - 105	DIL p
Dimethyl phthalate	1500	910	61	144	*	30	50 - 110	DIL p
4,6-Dinitro-2-methylpheno	1500	780	53	200	*	39	30 - 135	DIL p
2,4-Dinitrophenol	1500	1300	88	200	*	56	15 - 130	DIL p
2,6-Dinitrotoluene	1500	890	60	117	*	39	50 - 110	DIL p
Di-n-octyl phthalate	1500	1200	80	115	*	29	40 - 130	DIL p
Fluoranthene	1500	940	63	138	*	23	55 - 115	DIL p
Fluorene	1500	930	62	144	*	29	50 - 110	DIL p
Hexachlorobenzene	1500	780	52	142	*	29	45 - 120	DIL p
Hexachlorobutadiene	1500	750	51	134	*	25	40 - 115	DIL p
Hexachloroethane	1500	270	18*	200	*	29	35 - 110	DIL a p
Indeno(1,2,3-cd)pyrene	1500	980	66	154	*	37	40 - 120	DIL p
Isophorone	1500	860	58	141	*	30	45 - 110	DIL p
2-Methylnaphthalene	1500	1100	75	142	*	27	45 - 105	DIL p
2-Methylphenol	1500	1000	70	147	*	29	40 - 105	DIL p
Naphthalene	1500	860	58	142	*	25	40 - 105	DIL p
2-Nitroaniline	1500	990	67	141	*	39	45 - 120	DIL p
3-Nitroaniline	1500	340	23*	57	*	45	25 - 110	DIL a p
4-Nitroaniline	1500	410	27*	37		44	35 - 115	DIL a
Nitrobenzene	1500	890	60	143	*	29	40 - 115	DIL p

(Continued on next page)

SW846 8270C MATRIX SPIKE/MATRIX SPIKE DUPLICATE RECOVERY

Lab Name: TestAmerica Laboratories, Inc. Client: Science Applications International Corp

Lab Code: TALCAN SDG No:

Matrix Spike ID: CPCSS-043-5021-SO

Lot #: A0B240490 WO #: LV2FQ1DT
BATCH: 0056040

COMPOUND	SPIKE ADDED	MSD CONCENT.	MSD % REC	% RPD		QC LIMITS RPD	QC LIMITS REC	QUAL
2-Nitrophenol	1500	870	59	139	*	30	40- 110	DIL p
N-Nitrosodiphenylamine	1500	830	56	143	*	68	50- 115	DIL p
Phenanthrene	1500	870	58	143	*	20	50- 110	DIL p
2,4,5-Trichlorophenol	1500	980	66	142	*	30	50- 110	DIL p
2,4,6-Trichlorophenol	1500	920	62	148	*	29	45- 110	DIL p
Benzyl alcohol	1500	1100	73	150	*	20	20- 125	DIL p
bis(2-Chloroisopropyl) et	1500	910	61	140	*	27	20- 115	DIL p
N-Nitrosodimethylamine	1500	750	51	143	*	47	20- 115	DIL p
3-Methylphenol & 4-Methyl	3000	2100	69	149	*	49	40- 105	DIL p
1,2-Diphenylhydrazine (as	1500	820	55	144	*	20	1- 175	DIL p

NOTES(S):

DIL The concentration is estimated or not reported due to dilution or the presence of interfering analytes.

p Relative percent difference (RPD) is outside stated control limits.

Results and reporting limits have been adjusted for dry weight.

a Spiked analyte recovery is outside stated control limits.

Column to be used to flag recovery and RPD values with an asterisk
* Values outside of QC limits

RPD: 63 out of 66 outside limits
Spike Recovery: 4 out of 66 outside limits

COMMENTS:

FORM III

SW846 8270C METHOD BLANK SUMMARY

BLANK WORKORDER NO.: LV21F1AA

Lab Name: TestAmerica Laboratories, Inc.

Lab Code: TALCAN

SDG Number:

Lab File ID: LV21F1AA.

Lot Number: A0B240490

Date Analyzed: 03/09/10

Time Analyzed: 08:56

Matrix: SOLID

Date Extracted:02/25/10

GC Column: DB-5.625 ID: .18

Extraction Method: 3540C

Instrument ID: AG2

Level:(low/med) LOW

THIS METHOD BLANK APPLIES TO THE FOLLOWING SAMPLES, LCS, LCSD, MS , MSD:

	CLIENT ID.	SAMPLE WORK ORDER #	LAB FILE ID	DATE ANALYZED	TIME ANALYZED
01	B12SB-028-5087-SO	LV2D21AD	LV2D21AD.	03/11/10	08:50
02	B12SB-028-5088-SO	LV2D51AP	LV2D51AP.	03/11/10	08:33
03	B12SB-030-5093-SO	LV2D61A5	LV2D61A5.	03/09/10	09:30
04	B12SB-030-5094-SO	LV2D71A5	LV2D71A5.	03/09/10	09:48
05	B12SB-030-6076-FD	LV2D81A5	LV2D81A5.	03/09/10	10:05
06	B12SB-031-5097-SO	LV2D91A5	LV2D91A5.	03/09/10	10:22
07	B12SB-031-5098-SO	LV2EC1A5	LV2EC1A5.	03/09/10	10:39
08	B12SB-032-5101-SO	LV2EF1A5	LV2EF1A5.	03/09/10	10:57
09	B12SB-032-5102-SO	LV2EH1A5	LV2EH1A5.	03/09/10	11:14
10	CPCSS-036-5014-SO	LV2EJ1AC	LV2EJ1AC.	03/16/10	16:45
11	CPCSS-037-5015-SO	LV2FA1AJ	LV2FA1AJ.	03/11/10	09:25
12	CPCSS-037-6041-FD	LV2FD1AQ	LV2FD1AQ.	03/11/10	09:42
13	CPCSS-038-5016-SO	LV2FG1AX	LV2FG1AX.	03/11/10	09:59
14	CPCSS-038-5016-SO	LV2FG2AX	LV2FG2AX.	03/11/10	14:02
15	CPCSS-039-5017-SO	LV2FH1AD	LV2FH1AD.	03/11/10	10:17
16	CPCSS-040-5018-SO	LV2FK1AX	LV2FK1AX.	03/11/10	10:34
17	CPCSS-041-5019-SO	LV2FM1A5	LV2FM1A5.	03/11/10	10:51
18	CPCSS-042-5020-SO	LV2FP1A5	LV2FP1A5.	03/11/10	11:09
19	CPCSS-043-5021-SO	LV2FQ1DQ	LV2FQ1DQ.	03/11/10	11:26
20	CPCSS-043-5021-SO	LV2FQ1DR S	LV2FQ1DR.	03/11/10	11:43
21	CPCSS-043-5021-SO	LV2FQ1DT D	LV2FQ1DT.	03/11/10	12:01
22	CHECK SAMPLE	LV21F1AC C	LV21F1AC.	03/09/10	09:13
23					
24					
25					
26					
27					
28					
29					
30					

COMMENTS:

FORM IV

SW846 8270C METHOD BLANK SUMMARY

BLANK WORKORDER NO.: LV21E1AA

Lab Name: TestAmerica Laboratories, Inc.

Lab Code: TALCAN

SDG Number:

Lab File ID: LV21E1AA.

Lot Number: A0B240490

Date Analyzed: 03/05/10

Time Analyzed: 14:54

Matrix: SOLID

Date Extracted:02/25/10

GC Column: DB-5.625 ID: .32

Extraction Method: 3540C

Instrument ID: HP7

Level:(low/med) LOW

THIS METHOD BLANK APPLIES TO THE FOLLOWING SAMPLES, LCS, LCSD, MS , MSD:

	CLIENT ID.	SAMPLE WORK ORDER #	LAB FILE ID	DATE ANALYZED	TIME ANALYZED
01	INTRA-LAB QC	LV0301DQ	LV0301DQ.	03/05/10	15:33
02	LAB MS/MSD	LV0301DR S	LV0301DR.	03/05/10	15:52
03	LAB MS/MSD	LV0301DT D	LV0301DT.	03/05/10	16:11
04	B12SB-027-5083-SO	LV2DH1DQ	LV2DH1DQ.	03/05/10	16:30
05	B12SB-027-5083-SO	LV2DH1DR S	LV2DH1DR.	03/05/10	16:50
06	B12SB-027-5083-SO	LV2DH1DT D	LV2DH1DT.	03/05/10	17:09
07	B12SB-027-5084-SO	LV2D01A5	LV2D01A5.	03/05/10	19:04
08	CHECK SAMPLE	LV21E1AC C	LV21E1AC.	03/05/10	15:14
09					
10					
11					
12					
13					
14					
15					
16					
17					
18					
19					
20					
21					
22					
23					
24					
25					
26					
27					
28					
29					
30					

COMMENTS:

FORM IV

5B

SEMIVOLATILE ORGANIC INSTRUMENT PERFORMANCE CHECK
DECAFLUOROTRIPHENYLPHOSPHINE (DFTPP)

Lab Name: NORTH CANTON Contract:

Lab Code: TACAN Case No.: SAS No.: SDG No.: A0B260437

Lab File ID: 9DF0319 DFTPP Injection Date: 03/19/10

Instrument ID: A4HP9 DFTPP Injection Time: 1000

m/e	ION ABUNDANCE CRITERIA	% RELATIVE ABUNDANCE
51	30.0 - 80.0% of mass 198	40.1
68	Less than 2.0% of mass 69	0.0 (0.0)1
69	Mass 69 relative abundance	53.8
70	Less than 2.0% of mass 69	0.1 (0.3)1
127	25.0 - 75.0% of mass 198	48.1
197	Less than 1.0% of mass 198	0.0
198	Base Peak, 100% relative abundance	100.0
199	5.0 to 9.0% of mass 198	6.9
275	10.0 - 30.0% of mass 198	23.4
365	Greater than 0.75% of mass 198	2.74
441	Present, but less than mass 443	11.9
442	40.0 - 110.0% of mass 198	69.2
443	15.0 - 24.0% of mass 442	13.1 (18.9)2

1-Value is % mass 69 2-Value is % mass 442

THIS CHECK APPLIES TO THE FOLLOWING SAMPLES, MS, MSD, BLANKS, AND STANDARDS:

	EPA SAMPLE NO.	LAB SAMPLE ID	LAB FILE ID	DATE ANALYZED	TIME ANALYZED
01	SSTD006	L6	9SMH0319	03/19/10	1019
02	SSTD005	L5	9SMM0319	03/19/10	1039
03	SSTD004	L4	9SM0319	03/19/10	1059
04	SSTD003	L3	9SML0319	03/19/10	1118
05	SSTD002	L2	9SL0319	03/19/10	1137
06	SSTD001	L1	9SLL0319	03/19/10	1156
07	SSTD007	L7	9SH0319	03/19/10	1216
08	SSTD008	L8	9SHH0319	03/19/10	1235
09	SSTD009	L9	9HHH0319	03/19/10	1254
10	TSTD002	L2	9TL0319	03/19/10	1333
11	TSTD003	L3	9TML0319	03/19/10	1352
12	TSTD004	L4	9TM0319	03/19/10	1415
13	TSTD005	L5	9TMM0319	03/19/10	1434
14	TSTD006	L6	9TMH0319	03/19/10	1454
15	TSTD007	L7	9TH0319	03/19/10	1513
16	TSTD008	L8	9THH0319	03/19/10	1532
17	TSTD009	L9	9THHH319	03/19/10	1552
18	ASTD006	L6	9AMH0319	03/19/10	1629
19	ASTD005	L5	9AMM0319	03/19/10	1649
20	ASTD004	L4	9AM0319	03/19/10	1708
21	ASTD003	L3	9AML0319	03/19/10	1727
22	ASTD002	L2	9AL0319	03/19/10	1746

5B

SEMIVOLATILE ORGANIC INSTRUMENT PERFORMANCE CHECK
DECAFLUOROTRIPHENYLPHOSPHINE (DFTPP)

Lab Name: NORTH CANTON Contract:

Lab Code: TACAN Case No.: SAS No.: SDG No.: A0B260437

Lab File ID: 9DF0319 DFTPP Injection Date: 03/19/10

Instrument ID: A4HP9 DFTPP Injection Time: 1000

m/e	ION ABUNDANCE CRITERIA	% RELATIVE ABUNDANCE
51	30.0 - 80.0% of mass 198	40.1
68	Less than 2.0% of mass 69	0.0 (0.0)1
69	Mass 69 relative abundance	53.8
70	Less than 2.0% of mass 69	0.1 (0.3)1
127	25.0 - 75.0% of mass 198	48.1
197	Less than 1.0% of mass 198	0.0
198	Base Peak, 100% relative abundance	100.0
199	5.0 to 9.0% of mass 198	6.9
275	10.0 - 30.0% of mass 198	23.4
365	Greater than 0.75% of mass 198	2.74
441	Present, but less than mass 443	11.9
442	40.0 - 110.0% of mass 198	69.2
443	15.0 - 24.0% of mass 442	13.1 (18.9)2

1-Value is % mass 69 2-Value is % mass 442

THIS CHECK APPLIES TO THE FOLLOWING SAMPLES, MS, MSD, BLANKS, AND STANDARDS:

	EPA SAMPLE NO.	LAB SAMPLE ID	LAB FILE ID	DATE ANALYZED	TIME ANALYZED
01	ASTD007	L7	9AH0319	03/19/10	1805
02	ASTD008	L8	9AHH0319	03/19/10	1825
03	ASTD009	L9	9AHHH319	03/19/10	1844
04	105701	LV4V51AA	LV4V51AA	03/19/10	2059
05					
06					
07					
08					
09					
10					
11					
12					
13					
14					
15					
16					
17					
18					
19					
20					
21					
22					

8B

SEMIVOLATILE INTERNAL STANDARD AREA AND RT SUMMARY

Lab Name: NORTH CANTON Contract:

Lab Code: TACAN Case No.: SAS No.: SDG No.: A0B260437

Lab File ID (Standard): 9SMH0319 Date Analyzed: 03/19/10

Instrument ID: A4HP9 Time Analyzed: 1019

	EPA SAMPLE NO.	IS1 (DCB) AREA #	IS1 (DCB) RT #	IS2 (NPT) AREA #	IS2 (NPT) RT #	IS3 (ANT) AREA #	IS3 (ANT) RT #
	12 HOUR STD	178849	3.93	750953	4.89	403805	6.19
	UPPER LIMIT	357698	4.43	1501906	5.39	807610	6.69
	LOWER LIMIT	89425	3.43	375477	4.39	201903	5.69
01	105701	103233	3.93	427451	4.89	255432	6.19
02							
03							
04							
05							
06							
07							
08							
09							
10							
11							
12							
13							
14							
15							
16							
17							
18							
19							
20							
21							
22							

IS1 (DCB) = 1,4-Dichlorobenzene-d4
IS2 (NPT) = Naphthalene-d8
IS3 (ANT) = Acenaphthene-d10

AREA UPPER LIMIT = +100% of internal standard area
AREA LOWER LIMIT = - 50% of internal standard area
RT UPPER LIMIT = + 0.50 minutes of internal standard RT
RT LOWER LIMIT = - 0.50 minutes of internal standard RT

Column used to flag internal standard area values with an asterisk.
* Values outside of QC limits.

8C

SEMIVOLATILE INTERNAL STANDARD AREA AND RT SUMMARY

Lab Name: NORTH CANTON Contract:

Lab Code: TACAN Case No.: SAS No.: SDG No.: A0B260437

Lab File ID (Standard): 9SMH0319 Date Analyzed: 03/19/10

Instrument ID: A4HP9 Time Analyzed: 1019

	EPA SAMPLE NO.	IS4(PHN) AREA #	IS4(PHN) RT #	IS5(CRY) AREA #	IS5(CRY) RT #	IS6(PRY) AREA #	IS6(PRY) RT #
	12 HOUR STD	668453	7.28	675832	9.28	625942	10.78
	UPPER LIMIT	1336906	7.78	1351664	9.78	1251884	11.28
	LOWER LIMIT	334227	6.78	337916	8.78	312971	10.28
01	105701	421944	7.28	450650	9.26	424316	10.76
02							
03							
04							
05							
06							
07							
08							
09							
10							
11							
12							
13							
14							
15							
16							
17							
18							
19							
20							
21							
22							

IS4 (PHN) = Phenanthrene-d10
IS5 (CRY) = Chrysene-d12
IS6 (PRY) = Perylene-d12

AREA UPPER LIMIT = +100% of internal standard area
AREA LOWER LIMIT = - 50% of internal standard area
RT UPPER LIMIT = + 0.50 minutes of internal standard RT
RT LOWER LIMIT = - 0.50 minutes of internal standard RT

Column used to flag internal standard area values with an asterisk.
* Values outside of QC limits.

5B

SEMIVOLATILE ORGANIC INSTRUMENT PERFORMANCE CHECK
DECAFLUOROTRIPHENYLPHOSPHINE (DFTPP)

Lab Name: NORTH CANTON Contract:

Lab Code: TACAN Case No.: SAS No.: SDG No.: A0B240490

Lab File ID: 2DF0305 DFTPP Injection Date: 03/05/10

Instrument ID: A4AG2 DFTPP Injection Time: 1149

m/e	ION ABUNDANCE CRITERIA	% RELATIVE ABUNDANCE
51	30.0 - 80.0% of mass 198	44.5
68	Less than 2.0% of mass 69	0.8 (1.7)1
69	Mass 69 relative abundance	48.9
70	Less than 2.0% of mass 69	0.3 (0.6)1
127	25.0 - 75.0% of mass 198	53.3
197	Less than 1.0% of mass 198	0.2
198	Base Peak, 100% relative abundance	100.0
199	5.0 to 9.0% of mass 198	6.6
275	10.0 - 30.0% of mass 198	28.6
365	Greater than 0.75% of mass 198	4.80
441	Present, but less than mass 443	12.7
442	40.0 - 110.0% of mass 198	88.7
443	15.0 - 24.0% of mass 442	16.6 (18.8)2

1-Value is % mass 69 2-Value is % mass 442

THIS CHECK APPLIES TO THE FOLLOWING SAMPLES, MS, MSD, BLANKS, AND STANDARDS:

	EPA SAMPLE NO.	LAB SAMPLE ID	LAB FILE ID	DATE ANALYZED	TIME ANALYZED
01	SSTD009	L9	2SHHH0305	03/05/10	1200
02	SSTD008	L8	2SHH0305	03/05/10	1217
03	SSTD007	L7	2SH0305	03/05/10	1235
04	SSTD006	L6	2SMH0305	03/05/10	1252
05	SSTD005	L5	2SMM0305	03/05/10	1309
06	SSTD004	L4	2SM0305	03/05/10	1326
07	SSTD003	L3	2SML0305	03/05/10	1344
08	SSTD002	L2	2SL0305	03/05/10	1401
09	SSTD001	L1	2SLL0305	03/05/10	1418
10					
11					
12					
13					
14					
15					
16					
17					
18					
19					
20					
21					
22					

5B

SEMIVOLATILE ORGANIC INSTRUMENT PERFORMANCE CHECK
DECAFLUOROTRIPHENYLPHOSPHINE (DFTPP)

Lab Name: NORTH CANTON Contract:

Lab Code: TACAN Case No.: SAS No.: SDG No.: A0B240490

Lab File ID: 2DF0309 DFTPP Injection Date: 03/09/10

Instrument ID: A4AG2 DFTPP Injection Time: 0811

m/e	ION ABUNDANCE CRITERIA	% RELATIVE ABUNDANCE
51	30.0 - 80.0% of mass 198	46.5
68	Less than 2.0% of mass 69	0.8 (1.5)1
69	Mass 69 relative abundance	50.0
70	Less than 2.0% of mass 69	0.1 (0.2)1
127	25.0 - 75.0% of mass 198	54.7
197	Less than 1.0% of mass 198	0.3
198	Base Peak, 100% relative abundance	100.0
199	5.0 to 9.0% of mass 198	6.7
275	10.0 - 30.0% of mass 198	28.4
365	Greater than 0.75% of mass 198	5.16
441	Present, but less than mass 443	12.4
442	40.0 - 110.0% of mass 198	88.2
443	15.0 - 24.0% of mass 442	16.7 (19.0)2

1-Value is % mass 69 2-Value is % mass 442

THIS CHECK APPLIES TO THE FOLLOWING SAMPLES, MS, MSD, BLANKS, AND STANDARDS:

	EPA SAMPLE NO.	LAB SAMPLE ID	LAB FILE ID	DATE ANALYZED	TIME ANALYZED
01	SSTD006	L6	2SMH0309	03/09/10	0821
02	LV21FBLK	LV21F1AA	LV21F1AA	03/09/10	0856
03	LV21FCHK	LV21F1AC	LV21F1AC	03/09/10	0913
04	B12SB-030-50	LV2D61A5	LV2D61A5	03/09/10	0930
05	B12SB-030-50	LV2D71A5	LV2D71A5	03/09/10	0948
06	B12SB-030-60	LV2D81A5	LV2D81A5	03/09/10	1005
07	B12SB-031-50	LV2D91A5	LV2D91A5	03/09/10	1022
08	B12SB-031-50	LV2EC1A5	LV2EC1A5	03/09/10	1039
09	B12SB-032-51	LV2EF1A5	LV2EF1A5	03/09/10	1057
10	B12SB-032-51	LV2EH1A5	LV2EH1A5	03/09/10	1114
11					
12					
13					
14					
15					
16					
17					
18					
19					
20					
21					
22					

5B

SEMIVOLATILE ORGANIC INSTRUMENT PERFORMANCE CHECK
DECAFLUOROTRIPHENYLPHOSPHINE (DFTPP)

Lab Name: NORTH CANTON Contract:

Lab Code: TACAN Case No.: SAS No.: SDG No.: A0B240490

Lab File ID: 2DF0310 DFTPP Injection Date: 03/10/10

Instrument ID: A4AG2 DFTPP Injection Time: 0753

m/e	ION ABUNDANCE CRITERIA	% RELATIVE ABUNDANCE
51	30.0 - 80.0% of mass 198	42.6
68	Less than 2.0% of mass 69	0.7 (1.5)1
69	Mass 69 relative abundance	45.5
70	Less than 2.0% of mass 69	0.1 (0.3)1
127	25.0 - 75.0% of mass 198	55.3
197	Less than 1.0% of mass 198	0.5
198	Base Peak, 100% relative abundance	100.0
199	5.0 to 9.0% of mass 198	6.6
275	10.0 - 30.0% of mass 198	29.2
365	Greater than 0.75% of mass 198	5.36
441	Present, but less than mass 443	13.8
442	40.0 - 110.0% of mass 198	94.6
443	15.0 - 24.0% of mass 442	19.0 (20.1)2

1-Value is % mass 69 2-Value is % mass 442

THIS CHECK APPLIES TO THE FOLLOWING SAMPLES, MS, MSD, BLANKS, AND STANDARDS:

	EPA SAMPLE NO.	LAB SAMPLE ID	LAB FILE ID	DATE ANALYZED	TIME ANALYZED
01	SSTD009	L9	2SHHH0310	03/10/10	0804
02	SSTD008	L8	2SHH0310	03/10/10	0821
03	SSTD007	L7	2SH0310	03/10/10	0839
04	SSTD006	L6	2SMH0310	03/10/10	0856
05	SSTD005	L5	2SMM0310	03/10/10	0913
06	SSTD004	L4	2SM0310	03/10/10	0931
07	SSTD003	L3	2SML0310	03/10/10	0948
08	SSTD002	L2	2SL0310	03/10/10	1005
09	SSTD001	L1	2SLL0310	03/10/10	1023
10					
11					
12					
13					
14					
15					
16					
17					
18					
19					
20					
21					
22					

5B

SEMIVOLATILE ORGANIC INSTRUMENT PERFORMANCE CHECK
DECAFLUOROTRIPHENYLPHOSPHINE (DFTPP)

Lab Name: NORTH CANTON Contract:

Lab Code: TACAN Case No.: SAS No.: SDG No.: A0B240490

Lab File ID: 2DF0311 DFTPP Injection Date: 03/11/10

Instrument ID: A4AG2 DFTPP Injection Time: 0730

m/e	ION ABUNDANCE CRITERIA	% RELATIVE ABUNDANCE
51	30.0 - 80.0% of mass 198	49.3
68	Less than 2.0% of mass 69	0.7 (1.4)1
69	Mass 69 relative abundance	50.8
70	Less than 2.0% of mass 69	0.1 (0.1)1
127	25.0 - 75.0% of mass 198	59.7
197	Less than 1.0% of mass 198	0.6
198	Base Peak, 100% relative abundance	100.0
199	5.0 to 9.0% of mass 198	6.8
275	10.0 - 30.0% of mass 198	28.7
365	Greater than 0.75% of mass 198	5.17
441	Present, but less than mass 443	11.8
442	40.0 - 110.0% of mass 198	81.6
443	15.0 - 24.0% of mass 442	16.2 (19.9)2

1-Value is % mass 69 2-Value is % mass 442

THIS CHECK APPLIES TO THE FOLLOWING SAMPLES, MS, MSD, BLANKS, AND STANDARDS:

	EPA SAMPLE NO.	LAB SAMPLE ID	LAB FILE ID	DATE ANALYZED	TIME ANALYZED
01	SSTD006	L6	2SMH0311	03/11/10	0740
02	B12SB-028-50	LV2D51AP	LV2D51AP	03/11/10	0833
03	B12SB-028-50	LV2D21AD	LV2D21AD	03/11/10	0850
04	CPCSS-037-50	LV2FA1AJ	LV2FA1AJ	03/11/10	0925
05	CPCSS-037-60	LV2FD1AQ	LV2FD1AQ	03/11/10	0942
06	CPCSS-038-50	LV2FG1AX	LV2FG1AX	03/11/10	0959
07	CPCSS-039-50	LV2FH1AD	LV2FH1AD	03/11/10	1017
08	CPCSS-040-50	LV2FK1AX	LV2FK1AX	03/11/10	1034
09	CPCSS-041-50	LV2FM1A5	LV2FM1A5	03/11/10	1051
10	CPCSS-042-50	LV2FP1A5	LV2FP1A5	03/11/10	1109
11	CPCSS-043-50	LV2FQ1DQ	LV2FQ1DQ	03/11/10	1126
12	CPCSS-043-50	LV2FQ1DR	LV2FQ1DR	03/11/10	1143
13	CPCSS-043-50	LV2FQ1DT	LV2FQ1DT	03/11/10	1201
14	CPCSS-038-50	LV2FG2AX	LV2FG2AX	03/11/10	1402
15					
16					
17					
18					
19					
20					
21					
22					

5B

SEMIVOLATILE ORGANIC INSTRUMENT PERFORMANCE CHECK
DECAFLUOROTRIPHENYLPHOSPHINE (DFTPP)

Lab Name: NORTH CANTON Contract:

Lab Code: TACAN Case No.: SAS No.: SDG No.: A0B240490

Lab File ID: 2DF0316 DFTPP Injection Date: 03/16/10

Instrument ID: A4AG2 DFTPP Injection Time: 1232

m/e	ION ABUNDANCE CRITERIA	% RELATIVE ABUNDANCE
51	30.0 - 80.0% of mass 198	41.8
68	Less than 2.0% of mass 69	0.7 (1.7)1
69	Mass 69 relative abundance	43.6
70	Less than 2.0% of mass 69	0.3 (0.6)1
127	25.0 - 75.0% of mass 198	56.6
197	Less than 1.0% of mass 198	0.5
198	Base Peak, 100% relative abundance	100.0
199	5.0 to 9.0% of mass 198	6.8
275	10.0 - 30.0% of mass 198	27.5
365	Greater than 0.75% of mass 198	4.37
441	Present, but less than mass 443	13.6
442	40.0 - 110.0% of mass 198	95.1
443	15.0 - 24.0% of mass 442	18.7 (19.6)2

1-Value is % mass 69 2-Value is % mass 442

THIS CHECK APPLIES TO THE FOLLOWING SAMPLES, MS, MSD, BLANKS, AND STANDARDS:

	EPA SAMPLE NO.	LAB SAMPLE ID	LAB FILE ID	DATE ANALYZED	TIME ANALYZED
01	SSTD009	L9	2SHHH0316	03/16/10	1243
02	SSTD008	L8	2SHH0316	03/16/10	1300
03	SSTD007	L7	2SH0316	03/16/10	1318
04	SSTD006	L6	2SMH0316	03/16/10	1335
05	SSTD005	L5	2SMM0316	03/16/10	1352
06	SSTD004	L4	2SM0316	03/16/10	1410
07	SSTD003	L3	2SML0316	03/16/10	1427
08	SSTD002	L2	2SL0316	03/16/10	1444
09	SSTD001	L1	2SLL0316	03/16/10	1501
10	CPCSS-036-50	LV2EJ1AC	LV2EJ1AC	03/16/10	1645
11					
12					
13					
14					
15					
16					
17					
18					
19					
20					
21					
22					

5B

SEMIVOLATILE ORGANIC INSTRUMENT PERFORMANCE CHECK
DECAFLUOROTRIPHENYLPHOSPHINE (DFTPP)

Lab Name: NORTH CANTON Contract:

Lab Code: TACAN Case No.: SAS No.: SDG No.: A0B240490

Lab File ID: 7DF0305 DFTPP Injection Date: 03/05/10

Instrument ID: A4HP7 DFTPP Injection Time: 1006

m/e	ION ABUNDANCE CRITERIA	% RELATIVE ABUNDANCE
51	30.0 - 80.0% of mass 198	39.3
68	Less than 2.0% of mass 69	0.5 (1.4)1
69	Mass 69 relative abundance	37.9
70	Less than 2.0% of mass 69	0.1 (0.3)1
127	25.0 - 75.0% of mass 198	49.7
197	Less than 1.0% of mass 198	0.1
198	Base Peak, 100% relative abundance	100.0
199	5.0 to 9.0% of mass 198	6.6
275	10.0 - 30.0% of mass 198	24.8
365	Greater than 0.75% of mass 198	2.30
441	Present, but less than mass 443	8.4
442	40.0 - 110.0% of mass 198	58.1
443	15.0 - 24.0% of mass 442	11.2 (19.3)2

1-Value is % mass 69 2-Value is % mass 442

THIS CHECK APPLIES TO THE FOLLOWING SAMPLES, MS, MSD, BLANKS, AND STANDARDS:

	EPA SAMPLE NO.	LAB SAMPLE ID	LAB FILE ID	DATE ANALYZED	TIME ANALYZED
01	SSTD005	L5	7SMM0305	03/05/10	1022
02	SSTD004	L4	7SM0305	03/05/10	1041
03	SSTD003	L3	7SML0305	03/05/10	1100
04	SSTD002	L2	7SL0305	03/05/10	1119
05	SSTD001	L1	7SLL0305	03/05/10	1138
06	SSTD009	L9	7SHHH0305	03/05/10	1157
07	SSTD008	L8	7SHH0305	03/05/10	1217
08	SSTD007	L7	7SH0305	03/05/10	1236
09	SSTD006	L6	7SMH0305	03/05/10	1255
10					
11					
12					
13					
14					
15					
16					
17					
18					
19					
20					
21					
22					

5B

SEMIVOLATILE ORGANIC INSTRUMENT PERFORMANCE CHECK
DECAFLUOROTRIPHENYLPHOSPHINE (DFTPP)

Lab Name: NORTH CANTON Contract:

Lab Code: TACAN Case No.: SAS No.: SDG No.: A0B240490

Lab File ID: 7DF0305B DFTPP Injection Date: 03/05/10

Instrument ID: A4HP7 DFTPP Injection Time: 1357

m/e	ION ABUNDANCE CRITERIA	% RELATIVE ABUNDANCE
51	30.0 - 80.0% of mass 198	39.5
68	Less than 2.0% of mass 69	0.7 (1.9)1
69	Mass 69 relative abundance	38.3
70	Less than 2.0% of mass 69	0.2 (0.5)1
127	25.0 - 75.0% of mass 198	50.9
197	Less than 1.0% of mass 198	0.4
198	Base Peak, 100% relative abundance	100.0
199	5.0 to 9.0% of mass 198	6.7
275	10.0 - 30.0% of mass 198	24.8
365	Greater than 0.75% of mass 198	2.32
441	Present, but less than mass 443	7.9
442	40.0 - 110.0% of mass 198	54.1
443	15.0 - 24.0% of mass 442	10.5 (19.4)2

1-Value is % mass 69 2-Value is % mass 442

THIS CHECK APPLIES TO THE FOLLOWING SAMPLES, MS, MSD, BLANKS, AND STANDARDS:

	EPA SAMPLE NO.	LAB SAMPLE ID	LAB FILE ID	DATE ANALYZED	TIME ANALYZED
01	SSTD006	L6	7SMH0305B	03/05/10	1416
02	LV21EBLK	LV21E1AA	LV21E1AA	03/05/10	1454
03	LV21ECHK	LV21E1AC	LV21E1AC	03/05/10	1514
04	B12SB-027-50	LV2DH1DQ	LV2DH1DQ	03/05/10	1630
05	B12SB-027-50	LV2DH1DR	LV2DH1DR	03/05/10	1650
06	B12SB-027-50	LV2DH1DT	LV2DH1DT	03/05/10	1709
07	B12SB-027-50	LV2D01A5	LV2D01A5	03/05/10	1904
08					
09					
10					
11					
12					
13					
14					
15					
16					
17					
18					
19					
20					
21					
22					

8B

SEMIVOLATILE INTERNAL STANDARD AREA AND RT SUMMARY

Lab Name: NORTH CANTON Contract:

Lab Code: TACAN Case No.: SAS No.: SDG No.: A0B240490

Lab File ID (Standard): 2SMH0309 Date Analyzed: 03/09/10

Instrument ID: A4AG2 Time Analyzed: 0821

		IS1 (DCB) AREA	#	RT	#	IS2 (NPT) AREA	#	RT	#	IS3 (ANT) AREA	#	RT	#
	12 HOUR STD	240542		3.43		982966		4.32		536785		5.59	
	UPPER LIMIT	481084		3.93		1965932		4.82		1073570		6.09	
	LOWER LIMIT	120271		2.93		491483		3.82		268393		5.09	
	EPA SAMPLE NO.												
01	LV21FBLK	317864		3.42		1281269		4.32		734793		5.59	
02	LV21FCHK	326627		3.43		1327677		4.32		765556		5.59	
03	B12SB-030-50	276762		3.42		1076653		4.32		611256		5.59	
04	B12SB-030-50	297402		3.42		1219061		4.32		725165		5.59	
05	B12SB-030-60	194360		3.42		800902		4.32		507402		5.59	
06	B12SB-031-50	237315		3.42		1007731		4.32		627104		5.59	
07	B12SB-031-50	242186		3.42		1001413		4.32		623597		5.59	
08	B12SB-032-51	194461		3.42		886793		4.32		596898		5.59	
09	B12SB-032-51	214344		3.42		934966		4.32		602804		5.59	
10													
11													
12													
13													
14													
15													
16													
17													
18													
19													
20													
21													
22													

IS1 (DCB) = 1,4-Dichlorobenzene-d4
IS2 (NPT) = Naphthalene-d8
IS3 (ANT) = Acenaphthene-d10

AREA UPPER LIMIT = +100% of internal standard area
AREA LOWER LIMIT = - 50% of internal standard area
RT UPPER LIMIT = + 0.50 minutes of internal standard RT
RT LOWER LIMIT = - 0.50 minutes of internal standard RT

Column used to flag internal standard area values with an asterisk.
* Values outside of QC limits.

8C

SEMIVOLATILE INTERNAL STANDARD AREA AND RT SUMMARY

Lab Name: NORTH CANTON Contract:

Lab Code: TACAN Case No.: SAS No.: SDG No.: A0B240490

Lab File ID (Standard): 2SMH0309 Date Analyzed: 03/09/10

Instrument ID: A4AG2 Time Analyzed: 0821

		IS4 (PHN) AREA	#	RT	#	IS5 (CRY) AREA	#	RT	#	IS6 (PRY) AREA	#	RT	#
	12 HOUR STD	867481		6.69		1050355		8.65		957161		9.97	
	UPPER LIMIT	1734962		7.19		2100710		9.15		1914322		10.47	
	LOWER LIMIT	433741		6.19		525178		8.15		478581		9.47	
	EPA SAMPLE NO.												
01	LV21FBLK	1245437		6.68		1376381		8.65		1231284		9.97	
02	LV21FCHK	1269300		6.68		1467463		8.65		1278491		9.97	
03	B12SB-030-50	1031827		6.68		1135704		8.64		1056203		9.96	
04	B12SB-030-50	1192761		6.68		1332835		8.65		1211744		9.97	
05	B12SB-030-60	868636		6.68		1019238		8.65		942302		9.97	
06	B12SB-031-50	1082475		6.68		1246427		8.64		1140200		9.96	
07	B12SB-031-50	1049411		6.68		1250724		8.64		1124439		9.96	
08	B12SB-032-51	1114095		6.68		1306475		8.64		1165184		9.97	
09	B12SB-032-51	1083338		6.68		1324254		8.64		1223748		9.96	
10													
11													
12													
13													
14													
15													
16													
17													
18													
19													
20													
21													
22													

IS4 (PHN) = Phenanthrene-d10
IS5 (CRY) = Chrysene-d12
IS6 (PRY) = Perylene-d12

AREA UPPER LIMIT = +100% of internal standard area
AREA LOWER LIMIT = - 50% of internal standard area
RT UPPER LIMIT = + 0.50 minutes of internal standard RT
RT LOWER LIMIT = - 0.50 minutes of internal standard RT

Column used to flag internal standard area values with an asterisk.
* Values outside of QC limits.

8B

SEMIVOLATILE INTERNAL STANDARD AREA AND RT SUMMARY

Lab Name: NORTH CANTON Contract:

Lab Code: TACAN Case No.: SAS No.: SDG No.: A0B240490

Lab File ID (Standard): 2SMH0311 Date Analyzed: 03/11/10

Instrument ID: A4AG2 Time Analyzed: 0740

		IS1(DCB) AREA	#	RT	#	IS2(NPT) AREA	#	RT	#	IS3(ANT) AREA	#	RT	#
	12 HOUR STD	259601		3.46		1078163		4.36		568794		5.64	
	UPPER LIMIT	519202		3.96		2156326		4.86		1137588		6.14	
	LOWER LIMIT	129801		2.96		539082		3.86		284397		5.14	
	EPA SAMPLE NO.												
01	B12SB-028-50	141477		3.46		612821		4.35		443657		5.64	
02	B12SB-028-50	152304		3.46		671353		4.36		425347		5.64	
03	CPCSS-037-50	142329		3.46		632697		4.36		405153		5.64	
04	CPCSS-037-60	155836		3.46		681663		4.36		433653		5.64	
05	CPCSS-038-50	148466		3.46		668132		4.36		409796		5.64	
06	CPCSS-039-50	162841		3.46		696387		4.36		464546		5.64	
07	CPCSS-040-50	154098		3.46		736092		4.36		488694		5.65	
08	CPCSS-041-50	149786		3.46		618641		4.36		389715		5.65	
09	CPCSS-042-50	156194		3.46		670334		4.36		424383		5.65	
10	CPCSS-043-50	162416		3.46		711464		4.36		457663		5.65	
11	CPCSS-043-50	170188		3.46		720910		4.36		460119		5.65	
12	CPCSS-043-50	208779		3.46		951747		4.36		618970		5.65	
13	CPCSS-038-50	167909		3.46		739237		4.36		479223		5.65	
14													
15													
16													
17													
18													
19													
20													
21													
22													

IS1 (DCB) = 1,4-Dichlorobenzene-d4
IS2 (NPT) = Naphthalene-d8
IS3 (ANT) = Acenaphthene-d10

AREA UPPER LIMIT = +100% of internal standard area
AREA LOWER LIMIT = - 50% of internal standard area
RT UPPER LIMIT = + 0.50 minutes of internal standard RT
RT LOWER LIMIT = - 0.50 minutes of internal standard RT

Column used to flag internal standard area values with an asterisk.
* Values outside of QC limits.

8C

SEMIVOLATILE INTERNAL STANDARD AREA AND RT SUMMARY

Lab Name: NORTH CANTON Contract:

Lab Code: TACAN Case No.: SAS No.: SDG No.: A0B240490

Lab File ID (Standard): 2SMH0311 Date Analyzed: 03/11/10

Instrument ID: A4AG2 Time Analyzed: 0740

		IS4(PHN) AREA	#	RT	#	IS5(CRY) AREA	#	RT	#	IS6(PRY) AREA	#	RT	#
	12 HOUR STD	913603		6.74		1135801		8.75		986779		10.18	
	UPPER LIMIT	1827206		7.24		2271602		9.25		1973558		10.68	
	LOWER LIMIT	456802		6.24		567901		8.25		493390		9.68	
	EPA SAMPLE NO.												
01	B12SB-028-50	835179		6.74		1076792		8.76		937332		10.27	
02	B12SB-028-50	750241		6.74		923728		8.75		875310		10.22	
03	CPCSS-037-50	742377		6.75		859897		8.75		815875		10.23	
04	CPCSS-037-60	765785		6.75		903102		8.76		858924		10.25	
05	CPCSS-038-50	745338		6.75		817926		8.76		746451		10.26	
06	CPCSS-039-50	845193		6.75		1000711		8.77		934484		10.29	
07	CPCSS-040-50	891316		6.75		1014907		8.78		894568		10.30	
08	CPCSS-041-50	696506		6.75		771840		8.78		670355		10.32	
09	CPCSS-042-50	772465		6.75		907585		8.79		816398		10.33	
10	CPCSS-043-50	848557		6.75		1015787		8.79		887498		10.35	
11	CPCSS-043-50	806078		6.76		964617		8.79		851099		10.34	
12	CPCSS-043-50	1145511		6.76		1226497		8.82		1007346		10.42	
13	CPCSS-038-50	845457		6.77		930705		8.85		788552		10.51	
14													
15													
16													
17													
18													
19													
20													
21													
22													

IS4 (PHN) = Phenanthrene-d10
IS5 (CRY) = Chrysene-d12
IS6 (PRY) = Perylene-d12

AREA UPPER LIMIT = +100% of internal standard area
AREA LOWER LIMIT = - 50% of internal standard area
RT UPPER LIMIT = + 0.50 minutes of internal standard RT
RT LOWER LIMIT = - 0.50 minutes of internal standard RT

Column used to flag internal standard area values with an asterisk.
* Values outside of QC limits.

8B

SEMIVOLATILE INTERNAL STANDARD AREA AND RT SUMMARY

Lab Name: NORTH CANTON Contract:

Lab Code: TACAN Case No.: SAS No.: SDG No.: A0B240490

Lab File ID (Standard): 2SMH0316 Date Analyzed: 03/16/10

Instrument ID: A4AG2 Time Analyzed: 1335

		IS1(DCB) AREA	#	RT	#	IS2(NPT) AREA	#	RT	#	IS3(ANT) AREA	#	RT	#
	12 HOUR STD	321356		3.57		1381712		4.47		718496		5.74	
	UPPER LIMIT	642712		4.07		2763424		4.97		1436992		6.24	
	LOWER LIMIT	160678		3.07		690856		3.97		359248		5.24	
	EPA SAMPLE NO.												
01	CPCSS-036-50	252562		3.57		1138900		4.46		712451		5.74	
02													
03													
04													
05													
06													
07													
08													
09													
10													
11													
12													
13													
14													
15													
16													
17													
18													
19													
20													
21													
22													

IS1 (DCB) = 1,4-Dichlorobenzene-d4
IS2 (NPT) = Naphthalene-d8
IS3 (ANT) = Acenaphthene-d10

AREA UPPER LIMIT = +100% of internal standard area
AREA LOWER LIMIT = - 50% of internal standard area
RT UPPER LIMIT = + 0.50 minutes of internal standard RT
RT LOWER LIMIT = - 0.50 minutes of internal standard RT

Column used to flag internal standard area values with an asterisk.
* Values outside of QC limits.

8C

SEMIVOLATILE INTERNAL STANDARD AREA AND RT SUMMARY

Lab Name: NORTH CANTON Contract:

Lab Code: TACAN Case No.: SAS No.: SDG No.: A0B240490

Lab File ID (Standard): 2SMH0316 Date Analyzed: 03/16/10

Instrument ID: A4AG2 Time Analyzed: 1335

		IS4(PHN) AREA	#	RT	#	IS5(CRY) AREA	#	RT	#	IS6(PRY) AREA	#	RT	#
	12 HOUR STD	1160355		6.83		1313703		8.81		1198016		10.25	
	UPPER LIMIT	2320710		7.33		2627406		9.31		2396032		10.75	
	LOWER LIMIT	580178		6.33		656852		8.31		599008		9.75	
	EPA SAMPLE NO.												
01	CPCSS-036-50	1213291		6.83		1271651		8.81		1180621		10.25	
02													
03													
04													
05													
06													
07													
08													
09													
10													
11													
12													
13													
14													
15													
16													
17													
18													
19													
20													
21													
22													

IS4 (PHN) = Phenanthrene-d10
IS5 (CRY) = Chrysene-d12
IS6 (PRY) = Perylene-d12

AREA UPPER LIMIT = +100% of internal standard area
AREA LOWER LIMIT = - 50% of internal standard area
RT UPPER LIMIT = + 0.50 minutes of internal standard RT
RT LOWER LIMIT = - 0.50 minutes of internal standard RT

Column used to flag internal standard area values with an asterisk.
* Values outside of QC limits.

8B

SEMIVOLATILE INTERNAL STANDARD AREA AND RT SUMMARY

Lab Name: NORTH CANTON Contract:

Lab Code: TACAN Case No.: SAS No.: SDG No.: A0B240490

Lab File ID (Standard): 7SMH0305B Date Analyzed: 03/05/10

Instrument ID: A4HP7 Time Analyzed: 1416

		IS1(DCB) AREA #	RT #	IS2(NPT) AREA #	RT #	IS3(ANT) AREA #	RT #
	12 HOUR STD	291921	3.65	1218718	4.55	639952	5.82
	UPPER LIMIT	583842	4.15	2437436	5.05	1279904	6.32
	LOWER LIMIT	145961	3.15	609359	4.05	319976	5.32
	EPA SAMPLE NO.						
01	LV21EBLK	382997	3.64	1604599	4.54	858615	5.82
02	LV21ECHK	292422	3.64	1230349	4.54	671486	5.82
03	B12SB-027-50	220958	3.64	1005900	4.55	609650	5.82
04	B12SB-027-50	241379	3.64	1114731	4.55	686877	5.82
05	B12SB-027-50	232257	3.64	1078496	4.55	685032	5.82
06	B12SB-027-50	246619	3.64	1053902	4.55	613855	5.82
07							
08							
09							
10							
11							
12							
13							
14							
15							
16							
17							
18							
19							
20							
21							
22							

IS1 (DCB) = 1,4-Dichlorobenzene-d4
IS2 (NPT) = Naphthalene-d8
IS3 (ANT) = Acenaphthene-d10

AREA UPPER LIMIT = +100% of internal standard area
AREA LOWER LIMIT = - 50% of internal standard area
RT UPPER LIMIT = + 0.50 minutes of internal standard RT
RT LOWER LIMIT = - 0.50 minutes of internal standard RT

Column used to flag internal standard area values with an asterisk.
* Values outside of QC limits.

8C

SEMIVOLATILE INTERNAL STANDARD AREA AND RT SUMMARY

Lab Name: NORTH CANTON Contract:

Lab Code: TACAN Case No.: SAS No.: SDG No.: A0B240490

Lab File ID (Standard): 7SMH0305B Date Analyzed: 03/05/10

Instrument ID: A4HP7 Time Analyzed: 1416

		IS4(PHN) AREA	#	RT	#	IS5(CRY) AREA	#	RT	#	IS6(PRY) AREA	#	RT	#
	12 HOUR STD	1024765		6.91		1204582		8.90		1081833		10.45	
	UPPER LIMIT	2049530		7.41		2409164		9.40		2163666		10.95	
	LOWER LIMIT	512383		6.41		602291		8.40		540917		9.95	
	EPA SAMPLE NO.												
01	LV21EBLK	1323454		6.91		1509490		8.89		1342253		10.45	
02	LV21ECHK	1045452		6.91		1241923		8.89		1111414		10.44	
03	B12SB-027-50	1026964		6.91		1258102		8.89		1162558		10.44	
04	B12SB-027-50	1185427		6.91		1489720		8.90		1336651		10.45	
05	B12SB-027-50	1226114		6.91		1583581		8.90		1414557		10.45	
06	B12SB-027-50	989681		6.91		1173474		8.90		1029223		10.46	
07													
08													
09													
10													
11													
12													
13													
14													
15													
16													
17													
18													
19													
20													
21													
22													

IS4 (PHN) = Phenanthrene-d10
IS5 (CRY) = Chrysene-d12
IS6 (PRY) = Perylene-d12

AREA UPPER LIMIT = +100% of internal standard area
AREA LOWER LIMIT = - 50% of internal standard area
RT UPPER LIMIT = + 0.50 minutes of internal standard RT
RT LOWER LIMIT = - 0.50 minutes of internal standard RT

Column used to flag internal standard area values with an asterisk.
* Values outside of QC limits.

TestAmerica
THE LEADER IN ENVIRONMENTAL TESTING

SAMPLE DATA

Science Applications International Corp

Client Sample ID: B12SB-027-5083-SO

GC/MS Semivolatiles

Lot-Sample #...: A0B240490-001 **Work Order #...:** LV2DH1DQ **Matrix.....:** SO
Date Sampled...: 02/23/10 09:03 **Date Received..:** 02/24/10
Prep Date.....: 02/25/10 **Analysis Date..:** 03/05/10
Prep Batch #...: 0056039
Dilution Factor: 1 **Initial Wgt/Vol:** 30.14 g **Final Wgt/Vol..:** 2 mL
% Moisture.....: 29 **Method.....:** SW846 8270C

PARAMETER	RESULT	REPORTING LIMIT	UNITS	MDL
Acenaphthene	ND	9.4	ug/kg	4.7
Acenaphthylene	ND	9.4	ug/kg	4.7
Anthracene	ND	9.4	ug/kg	4.7
Benzo(a)anthracene	**12**	**9.4**	**ug/kg**	**4.7**
Benzo(b)fluoranthene	**20**	**9.4**	**ug/kg**	**4.7**
Benzo(k)fluoranthene	ND	9.4	ug/kg	4.7
Benzo(ghi)perylene	ND	9.4	ug/kg	4.7
Benzo(a)pyrene	**12**	**9.4**	**ug/kg**	**4.7**
Chrysene	**14**	**9.4**	**ug/kg**	**1.6**
Dibenzo(a,h)anthracene	ND	9.4	ug/kg	4.7
Fluoranthene	**24**	**9.4**	**ug/kg**	**4.7**
Fluorene	ND	9.4	ug/kg	4.7
Indeno(1,2,3-cd)pyrene	ND	9.4	ug/kg	4.7
Naphthalene	ND	9.4	ug/kg	4.7
Phenanthrene	**12**	**9.4**	**ug/kg**	**4.7**
Pyrene	**18**	**9.4**	**ug/kg**	**4.7**

SURROGATE	PERCENT RECOVERY	RECOVERY LIMITS
2-Fluorobiphenyl	50	(45 - 105)
2-Fluorophenol	54	(35 - 105)
Phenol-d5	56	(40 - 100)
2,4,6-Tribromophenol	51	(35 - 125)
Nitrobenzene-d5	53	(35 - 100)
Terphenyl-d14	72	(30 - 125)

NOTE(S):

Results and reporting limits have been adjusted for dry weight.

TestAmerica North Canton

Semivolatile REPORT SW-846 Method 8270

Data file : \\cansvr11\dd\chem\MSS\a4hp7.i\00305b.b\LV2DH1DQ.D
Lab Smp Id: lv2dh1dq Client Smp ID: B12SB-027-5083-SO
Inj Date : 05-MAR-2010 16:30
Operator : 001710 Inst ID: a4hp7.i
Smp Info : lv2dh1dq,00305b.b,8270c-625,1-827042d.sub
Misc Info :
Comment   :
Method   : \\cansvr11\dd\chem\MSS\a4hp7.i\00305b.b\8270C-625.m
Meth Date : 08-Mar-2010 13:01 gruberj Quant Type: ISTD
Cal Date : 05-MAR-2010 12:55 Cal File: 7SMH0305.D
Als bottle: 9
Dil Factor: 1.00000
Integrator: HP RTE Compound Sublist: 1-827042d.sub
Target Version: 4.14
Processing Host: CANPMSSV01

Concentration Formula: Amt * DF * Uf * Vt/(Vi * Ws *) * CpndVariable

Name	Value	Description
DF	1.000	Dilution Factor
Uf	1.000	ng unit correction factor
Vt	2000.000	Volume of final extract (uL)(1000 low, 2
Vi	0.50000	Volume injected (uL)
Ws	30.140	Weight of sample extracted (g)
Cpnd Variable		Local Compound Variable

Compounds	QUANT SIG MASS	RT	EXP RT	REL RT	RESPONSE	CONCENTRATIONS ON-COLUMN (NG)	FINAL (ug/kg)	
* 1 1,4-Dichlorobenzene-d4	152	3.643	3.649	(1.000)	220958	2.00000		(Q)
* 2 Naphthalene-d8	136	4.547	4.547	(1.000)	1005900	2.00000		
* 3 Acenaphthene-d10	164	5.815	5.815	(1.000)	609650	2.00000		
* 4 Phenanthrene-d10	188	6.906	6.906	(1.000)	1026964	2.00000		
* 5 Chrysene-d12	240	8.890	8.896	(1.000)	1258102	2.00000		
* 6 Perylene-d12	264	10.442	10.447	(1.000)	1162558	2.00000		
9 Pyridine	79	Compound Not Detected.						
10 N-Nitrosodimethylamine	74	Compound Not Detected.						
11 Ethyl methacrylate	69	Compound Not Detected.						
12 3-Chloropropionitrile	54	Compound Not Detected.						
13 Malononitrile	66	Compound Not Detected.						
209 Benzaldehyde	77	Compound Not Detected.						
21 Aniline	93	Compound Not Detected.						
22 Phenol	94	Compound Not Detected.						
23 bis(2-Chloroethyl)ether	93	Compound Not Detected.						
24 2-Chlorophenol	128	Compound Not Detected.						
26 1,3-Dichlorobenzene	146	Compound Not Detected.						
27 1,4-Dichlorobenzene	146	Compound Not Detected.						

28	1,2-Dichlorobenzene	146	Compound Not Detected.
29	Benzyl Alcohol	108	Compound Not Detected.

	Compounds	QUANT SIG MASS	RT	EXP RT	REL RT	RESPONSE	CONCENTRATIONS ON-COLUMN (NG)	CONCENTRATIONS FINAL (ug/kg)
30	2-Methylphenol	108	Compound Not Detected.					
31	bis(2-Chloroisopropyl)ether	45	Compound Not Detected.					
37	Acetophenone	105	Compound Not Detected.					
32	N-Nitroso-di-n-propylamine	70	Compound Not Detected.					
192	4-Methylphenol	108	Compound Not Detected.					
34	Hexachloroethane	117	Compound Not Detected.					
35	Nitrobenzene	77	Compound Not Detected.					
41	Isophorone	82	Compound Not Detected.					
42	2-Nitrophenol	139	Compound Not Detected.					
43	2,4-Dimethylphenol	107	Compound Not Detected.					
44	bis(2-Chloroethoxy)methane	93	Compound Not Detected.					
46	2,4-Toluenediamene	121	Compound Not Detected.					
47	1,3,5-Trichlorobenzene	180	Compound Not Detected.					
48	2,4-Dichlorophenol	162	Compound Not Detected.					
49	Benzoic Acid	122	Compound Not Detected.					
50	1,2,4-Trichlorobenzene	180	Compound Not Detected.					
51	Naphthalene	128	Compound Not Detected.					
52	4-Chloroaniline	127	Compound Not Detected.					
56	Hexachlorobutadiene	225	Compound Not Detected.					
210	Caprolactam	113	Compound Not Detected.					
57	1,2,3-Trichlorobenzene	180	Compound Not Detected.					
59	4-Chloro-3-Methylphenol	107	Compound Not Detected.					
62	2-Methylnaphthalene	142	Compound Not Detected.					
63	1-Methylnaphthalene	142	Compound Not Detected.					
64	Hexachlorocyclopentadiene	237	Compound Not Detected.					
66	2,4,6-Trichlorophenol	196	Compound Not Detected.					
67	2,4,5-Trichlorophenol	196	Compound Not Detected.					
211	1,1'-Biphenyl	154	Compound Not Detected.					
68	1,2,3,5-Tetrachlorobenzene	216	Compound Not Detected.					
70	2-Chloronaphthalene	162	Compound Not Detected.					
73	2-Nitroaniline	65	Compound Not Detected.					
74	1,2,3,4-Tetrachlorobenzene	216	Compound Not Detected.					
76	Dimethylphthalate	163	Compound Not Detected.					
78	2,6-Dinitrotoluene	165	Compound Not Detected.					
79	Acenaphthylene	152	Compound Not Detected.					
80	1,2-Dinitrobenzene	168	Compound Not Detected.					
81	3-Nitroaniline	138	Compound Not Detected.					
82	Acenaphthene	153	Compound Not Detected.					
83	2,4-Dinitrophenol	184	Compound Not Detected.					
85	4-Nitrophenol	109	Compound Not Detected.					
86	Dibenzofuran	168	Compound Not Detected.					
87	2,4-Dinitrotoluene	165	Compound Not Detected.					
91	2,3,5,6-Tetrachlorophenol	232	Compound Not Detected.					
93	Diethylphthalate	149	Compound Not Detected.					
94	Fluorene	166	Compound Not Detected.					
95	4-Chlorophenyl-phenylether	204	Compound Not Detected.					
96	4-Nitroaniline	138	Compound Not Detected.					
98	4,6-Dinitro-2-methylphenol	198	Compound Not Detected.					
99	N-Nitrosodiphenylamine	169	Compound Not Detected.					
100	1,2-Diphenylhydrazine	77	Compound Not Detected.					
106	4-Bromophenyl-phenylether	248	Compound Not Detected.					
107	Hexachlorobenzene	284	Compound Not Detected.					

212 Atrazine	200	Compound Not Detected.					
111 Pentachlorophenol	266	6.751	6.751 (0.978)		14336	0.40907	54.289

Compounds	QUANT SIG MASS	RT	EXP RT	REL RT	RESPONSE	CONCENTRATIONS ON-COLUMN (NG)	CONCENTRATIONS FINAL (ug/kg)
115 Phenanthrene	178	6.922	6.927	(1.002)	36385	0.06522	8.6556
116 Anthracene	178	Compound Not Detected.					
119 Carbazole	167	Compound Not Detected.					
120 Di-n-Butylphthalate	149	Compound Not Detected.					
123 Fluoranthene	202	7.799	7.799	(1.129)	72958	0.12762	16.937
124 Benzidine	184	Compound Not Detected.					
125 Pyrene	202	7.970	7.970	(0.897)	63846	0.09844	13.064
131 Butylbenzylphthalate	149	Compound Not Detected.					
133 3,3'-Dimethoxybenzidine	244	Compound Not Detected.					
135 3,3'-Dichlorobenzidine	252	Compound Not Detected.					
136 Benzo(a)Anthracene	228	8.880	8.885	(0.999)	39373	0.06323	8.3915
137 Chrysene	228	8.912	8.917	(1.002)	45148	0.07684	10.197(QM)
138 4,4'-Methylene bis(o-chloroan	231	Compound Not Detected.					
139 bis(2-ethylhexyl)Phthalate	149	Compound Not Detected.					
140 Di-n-octylphthalate	149	Compound Not Detected.					
141 Benzo(b)fluoranthene	252	9.955	9.960	(0.953)	62440	0.10449	13.868
142 Benzo(k)fluoranthene	252	Compound Not Detected.					
146 Benzo(a)pyrene	252	10.372	10.377	(0.993)	35240	0.06143	8.1530(QM)
149 Indeno(1,2,3-cd)pyrene	276	Compound Not Detected.					
150 Dibenz(a,h)anthracene	278	Compound Not Detected.					
151 Benzo(g,h,i)perylene	276	Compound Not Detected.					
198 1,4-Dioxane	88	Compound Not Detected.					
$ 154 Nitrobenzene-d5	82	4.023	4.028	(0.885)	402010	2.64513	351.05
$ 155 2-Fluorobiphenyl	172	5.301	5.301	(0.912)	886201	2.51970	334.40
$ 156 Terphenyl-d14	244	8.045	8.045	(0.905)	1431263	3.62142	480.61
$ 157 Phenol-d5	99	3.344	3.338	(0.918)	699792	4.22736	561.03
$ 158 2-Fluorophenol	112	2.777	2.766	(0.762)	507971	4.05416	538.04
$ 159 2,4,6-Tribromophenol	330	6.387	6.387	(1.098)	155894	3.78910	502.87
$ 186 2-Chlorophenol-d4	132	3.488	3.488	(0.957)	590572	4.51305	598.94
$ 187 1,2-Dichlorobenzene-d4	152	3.756	3.756	(1.031)	195294	2.21189	293.55
M 195 Cresols, total	100	Compound Not Detected.					
101 Diphenylamine	169	Compound Not Detected.					

QC Flag Legend

Q - Qualifier signal failed the ratio test.
M - Compound response manually integrated.

TestAmerica North Canton

INTERNAL STANDARD COMPOUNDS
AREA AND RT SUMMARY

Instrument ID: a4hp7.i
Lab File ID: LV2DH1DQ.D
Lab Smp Id: lv2dh1dq
Analysis Type: SV
Quant Type: ISTD
Operator: 001710
Method File: \\cansvr11\dd\chem\MSS\a4hp7.i\00305b.b\8270C-625.m
Misc Info:

Calibration Date: 05-MAR-2010
Calibration Time: 14:16
Client Smp ID: B12SB-027-5083-SO
Level: LOW
Sample Type: SOIL

		AREA LIMIT			
COMPOUND	STANDARD	LOWER	UPPER	SAMPLE	%DIFF
1 1,4-Dichlorobenze	291921	145961	583842	220958	-24.31
2 Naphthalene-d8	1218718	609359	2437436	1005900	-17.46
3 Acenaphthene-d10	639952	319976	1279904	609650	-4.74
4 Phenanthrene-d10	1024765	512383	2049530	1026964	0.21
5 Chrysene-d12	1204582	602291	2409164	1258102	4.44
6 Perylene-d12	1081833	540917	2163666	1162558	7.46

		RT LIMIT			
COMPOUND	STANDARD	LOWER	UPPER	SAMPLE	%DIFF
1 1,4-Dichlorobenze	3.65	3.15	4.15	3.64	-0.14
2 Naphthalene-d8	4.55	4.05	5.05	4.55	0.00
3 Acenaphthene-d10	5.82	5.32	6.32	5.82	0.00
4 Phenanthrene-d10	6.91	6.41	7.41	6.91	0.00
5 Chrysene-d12	8.90	8.40	9.40	8.89	-0.06
6 Perylene-d12	10.45	9.95	10.95	10.44	-0.05

AREA UPPER LIMIT = +100% of internal standard area.
AREA LOWER LIMIT = - 50% of internal standard area.
RT UPPER LIMIT = + 0.50 minutes of internal standard RT.
RT LOWER LIMIT = - 0.50 minutes of internal standard RT.

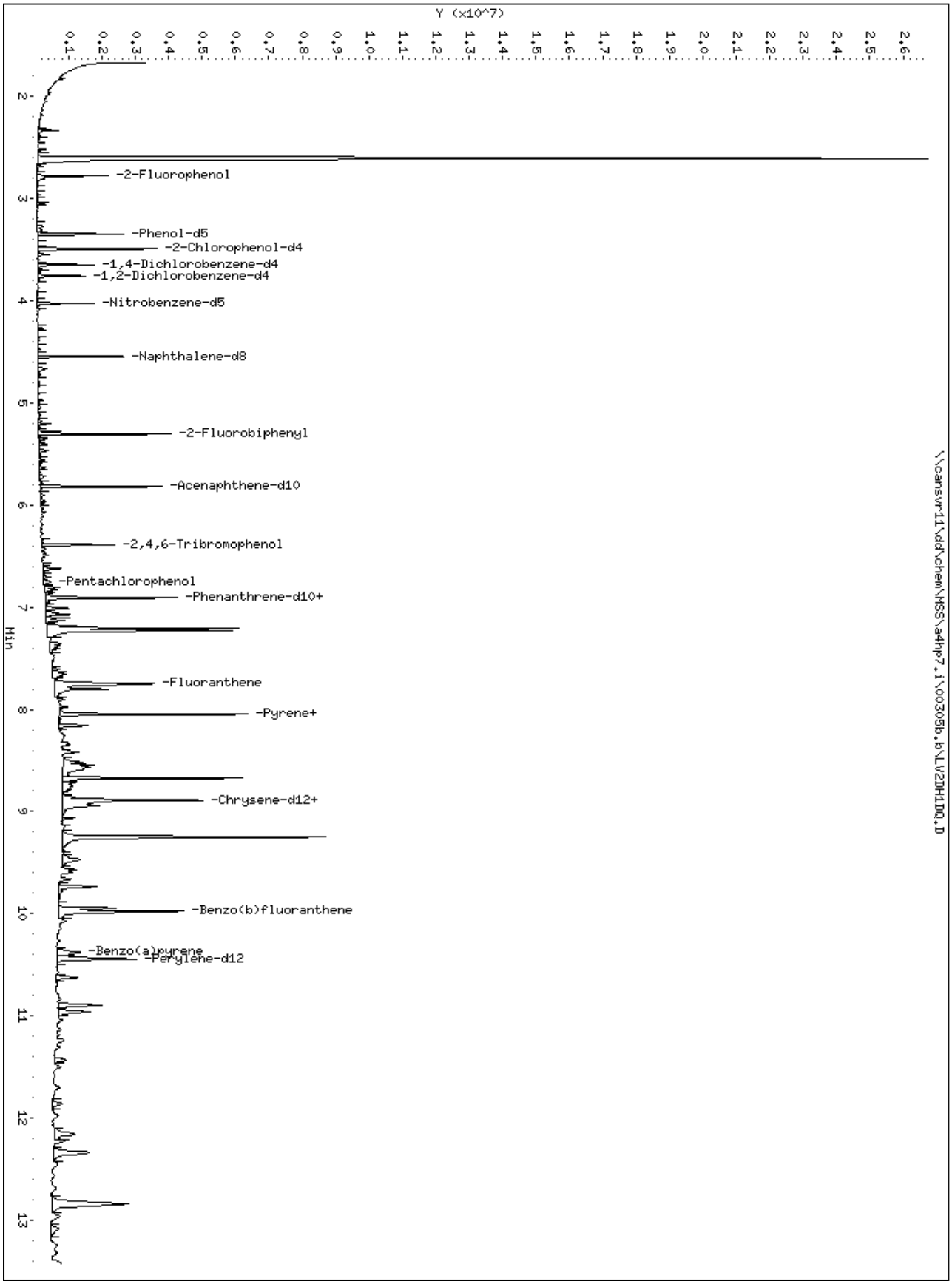
Y (x10^7)
0.1 0.2 0.3 0.4 0.5 0.6 0.7 0.8 0.9 1.0 1.1 1.2 1.3 1.4 1.5 1.6 1.7 1.8 1.9 2.0 2.1 2.2 2.3 2.4 2.5 2.6
2
3
4
5
6
7
8
9
10
11
12
13
Min
-2-Fluorophenol
-Phenol-d5
-2-Chlorophenol-d4
-1,4-Dichlorobenzene-d4
-1,2-Dichlorobenzene-d4
-Nitrobenzene-d5
-Naphthalene-d8
-2-Fluorobiphenyl
-Acenaphthene-d10
-2,4,6-Tribromophenol
-Pentachlorophenol
-Phenanthrene-d10+
-Fluoranthene
-Pyrene+
-Chrysene-d12+
-Benzo(b)fluoranthene
-Benzo(a)pyrene
-Perylene-d12
\\cansvr11\dd\chem\HSS\a4hp7.i\00305b.b\LV2DH1DQ.D

111 Pentachlorophenol

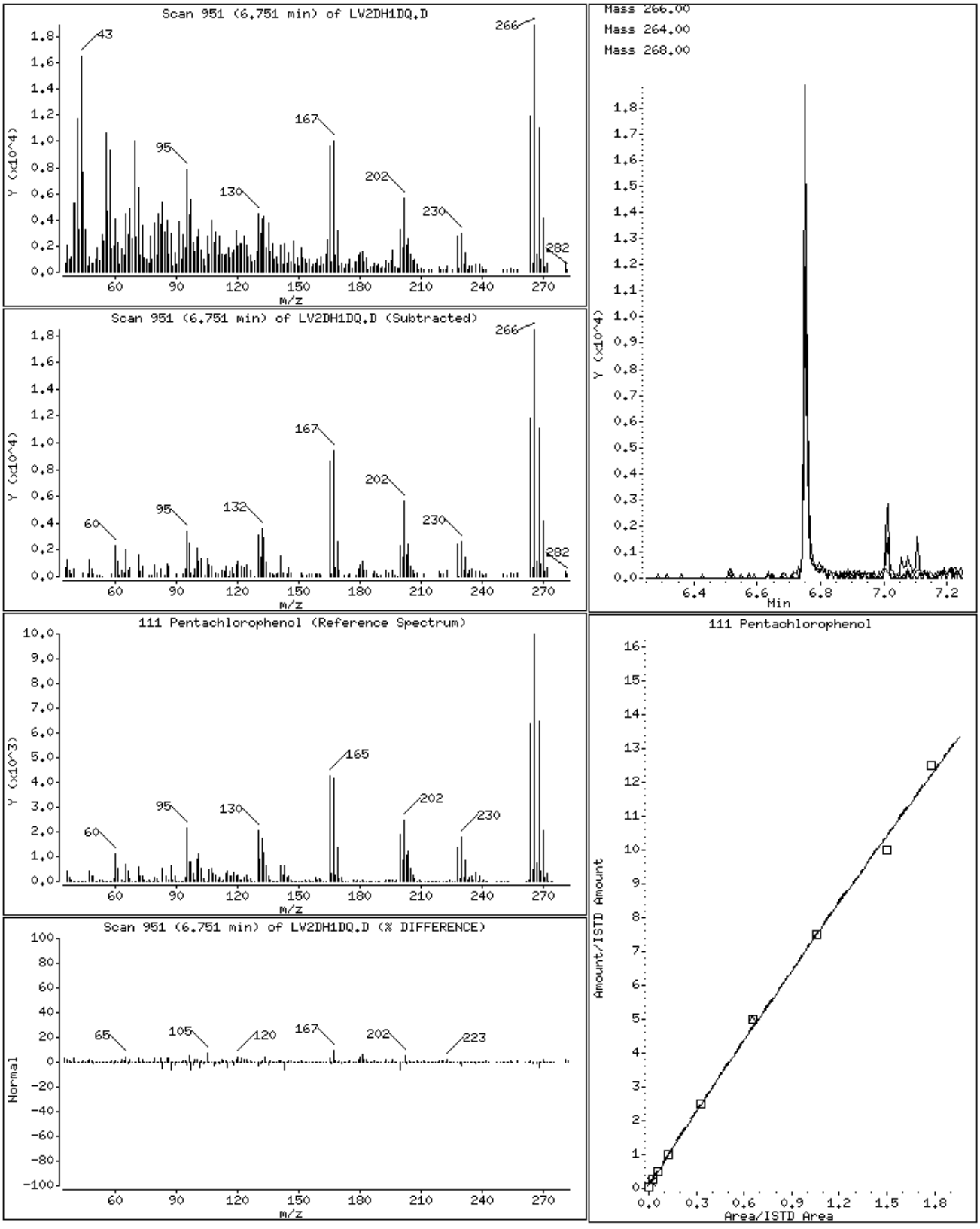

115 Phenanthrene

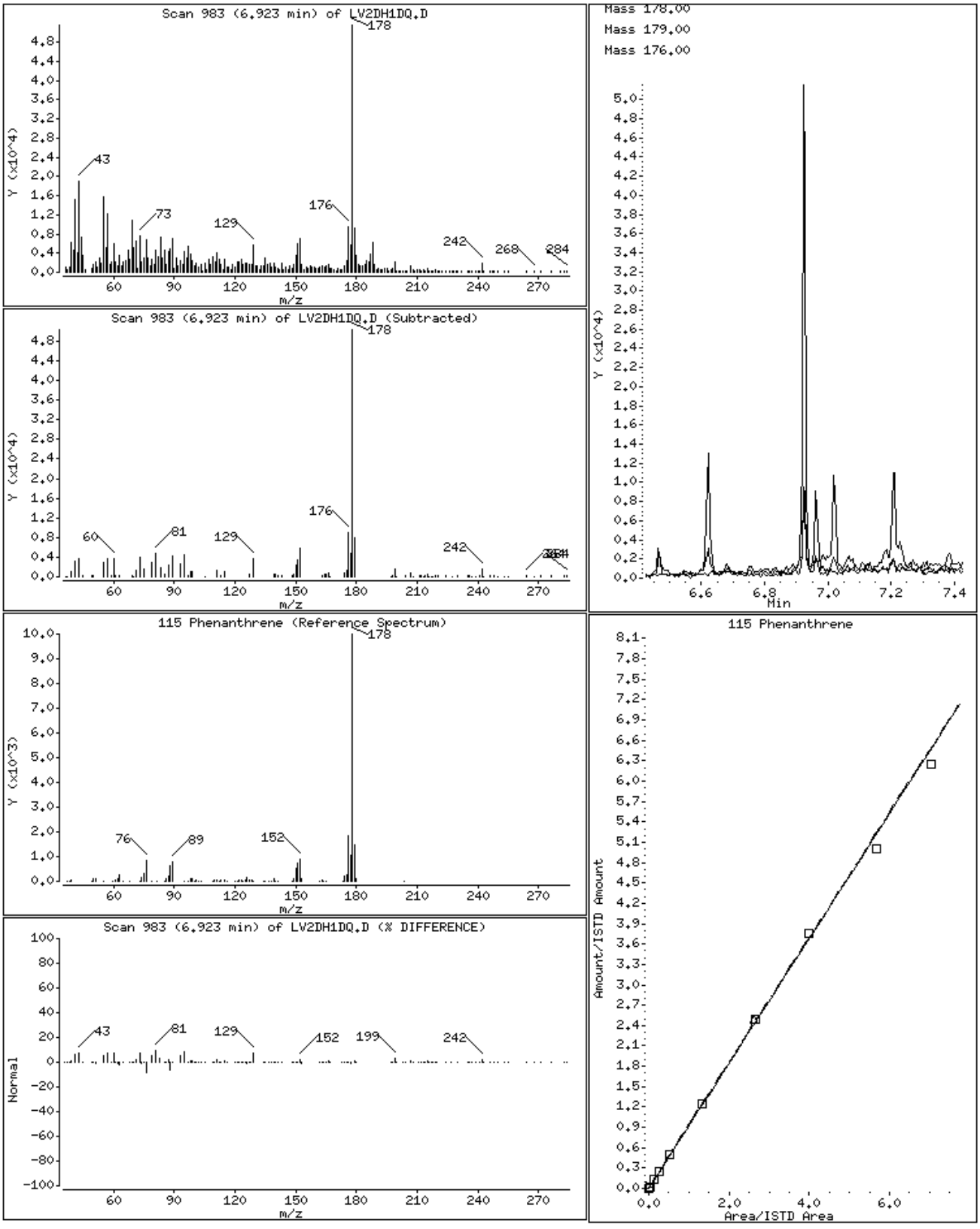

123 Fluoranthene

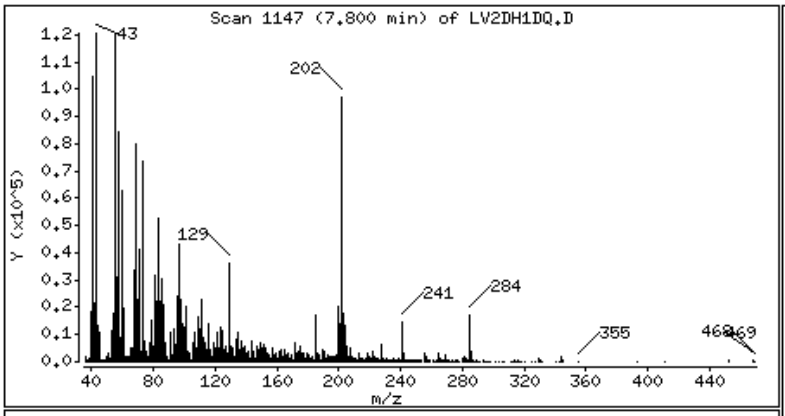

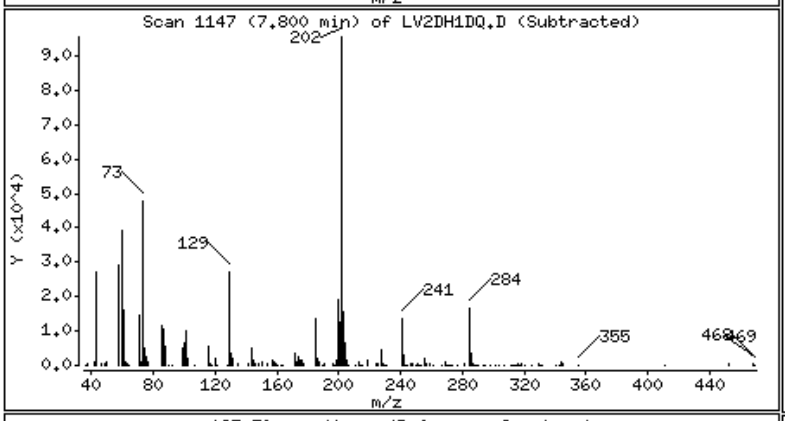

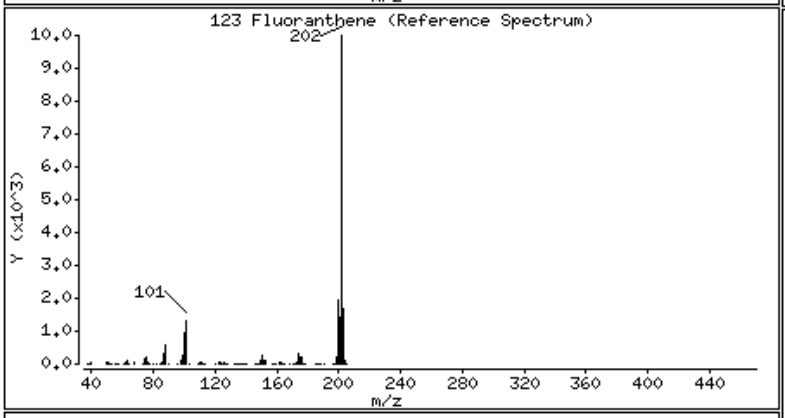

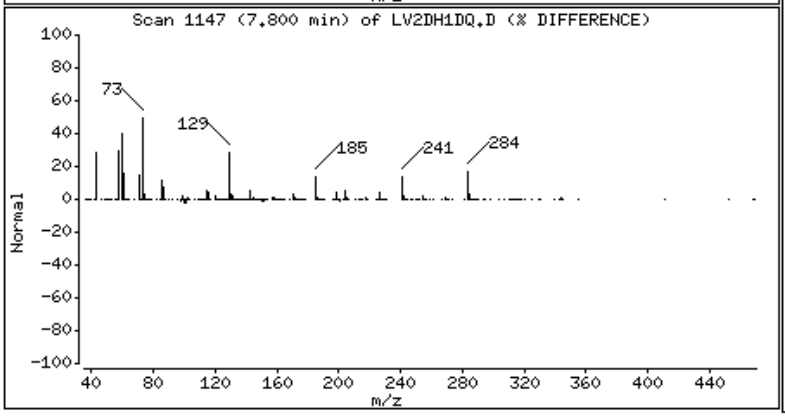

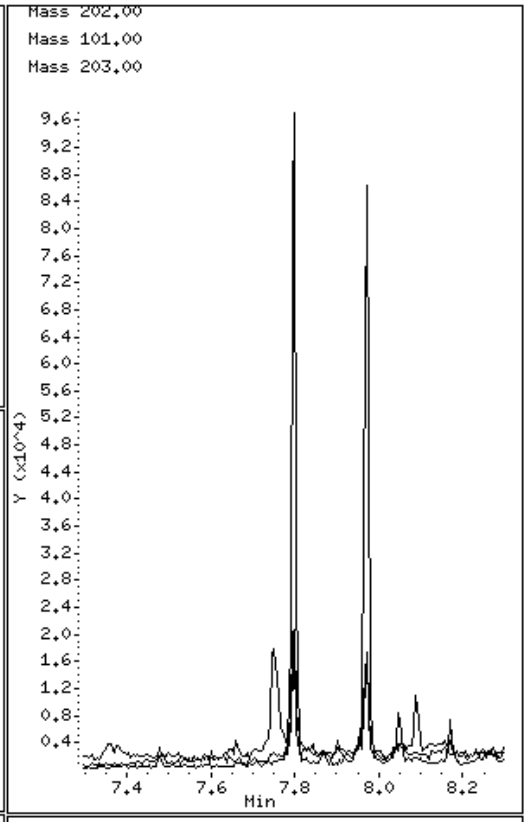

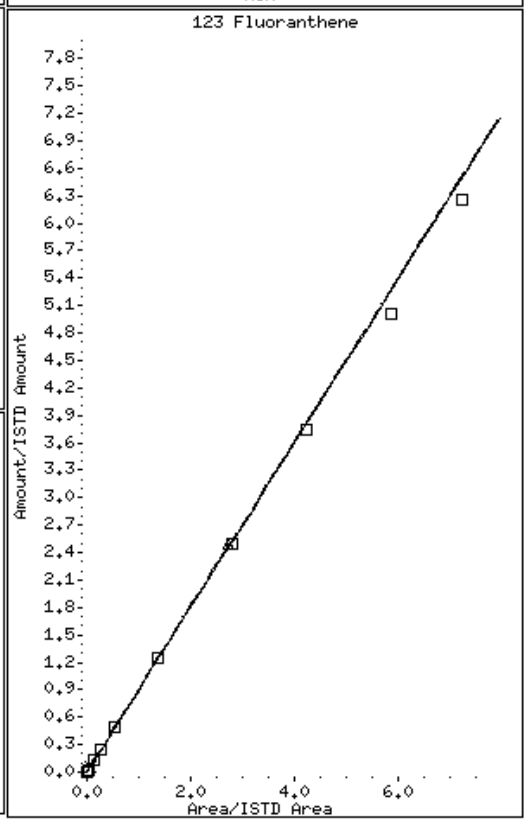

125 Pyrene

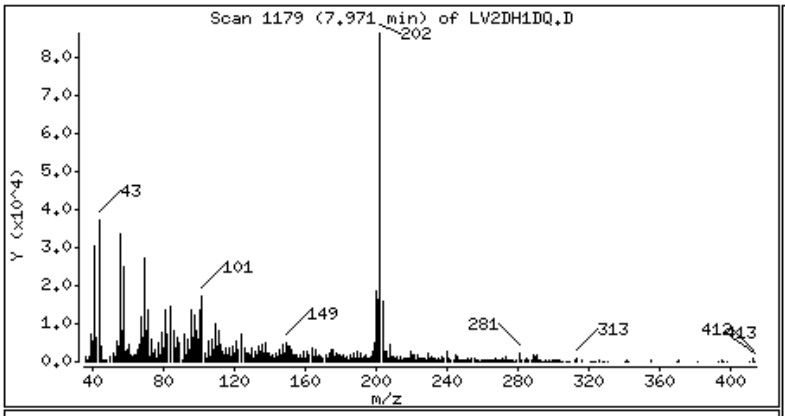
Scan 1179 (7.971 min) of LW2DH1DQ.D
202
43
101
149
281
313
412
413
Y (x10^4)
m/z

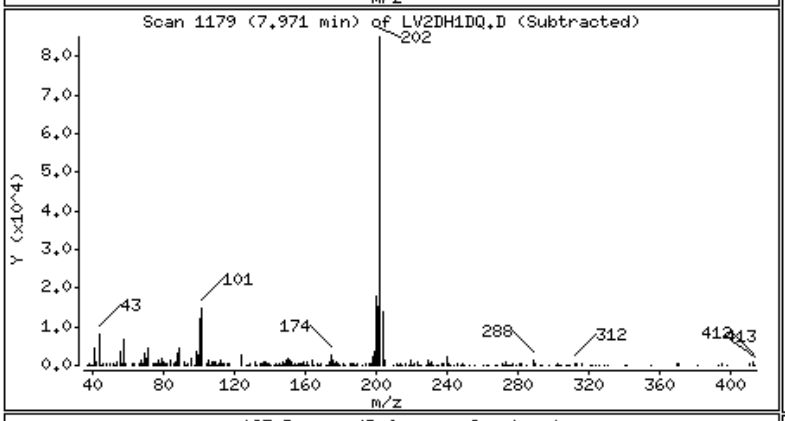
Scan 1179 (7.971 min) of LW2DH1DQ.D (Subtracted)
202
43
101
174
288
312
412
413
Y (x10^4)
m/z

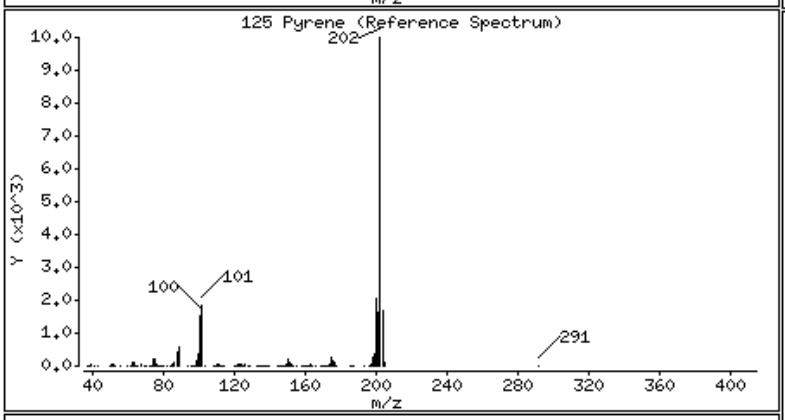
125 Pyrene (Reference Spectrum)
202
100
101
291
Y (x10^3)
m/z

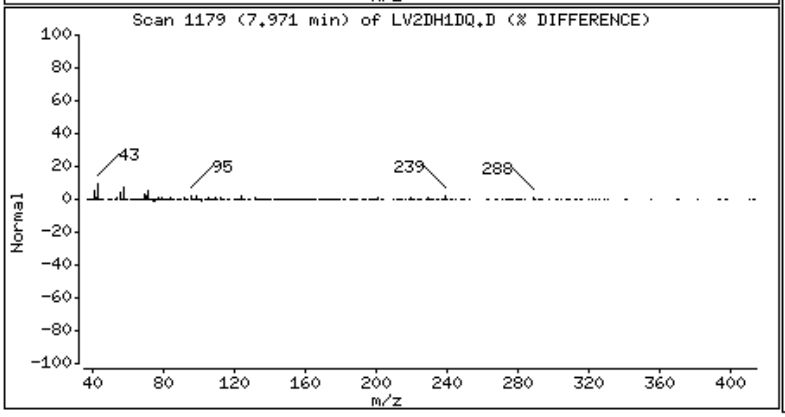
Scan 1179 (7.971 min) of LW2DH1DQ.D (% DIFFERENCE)
43
95
239
288
Normal
m/z

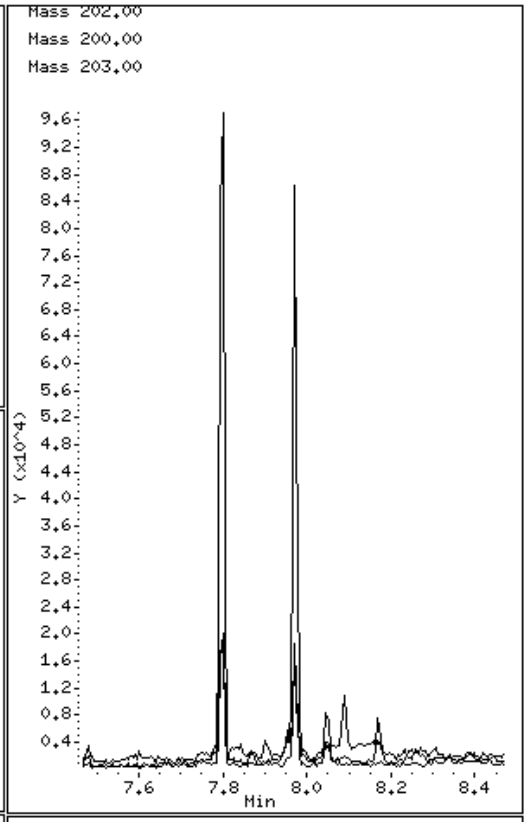
Mass 202.00
Mass 200.00
Mass 203.00
Y (x10^4)
Min

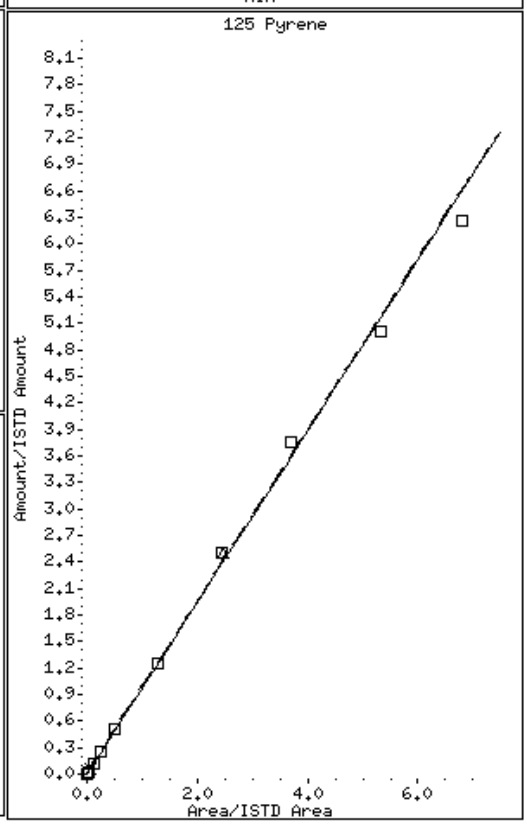
125 Pyrene
Amount/ISTD Amount
Area/ISTD Area

136 Benzo(a)Anthracene

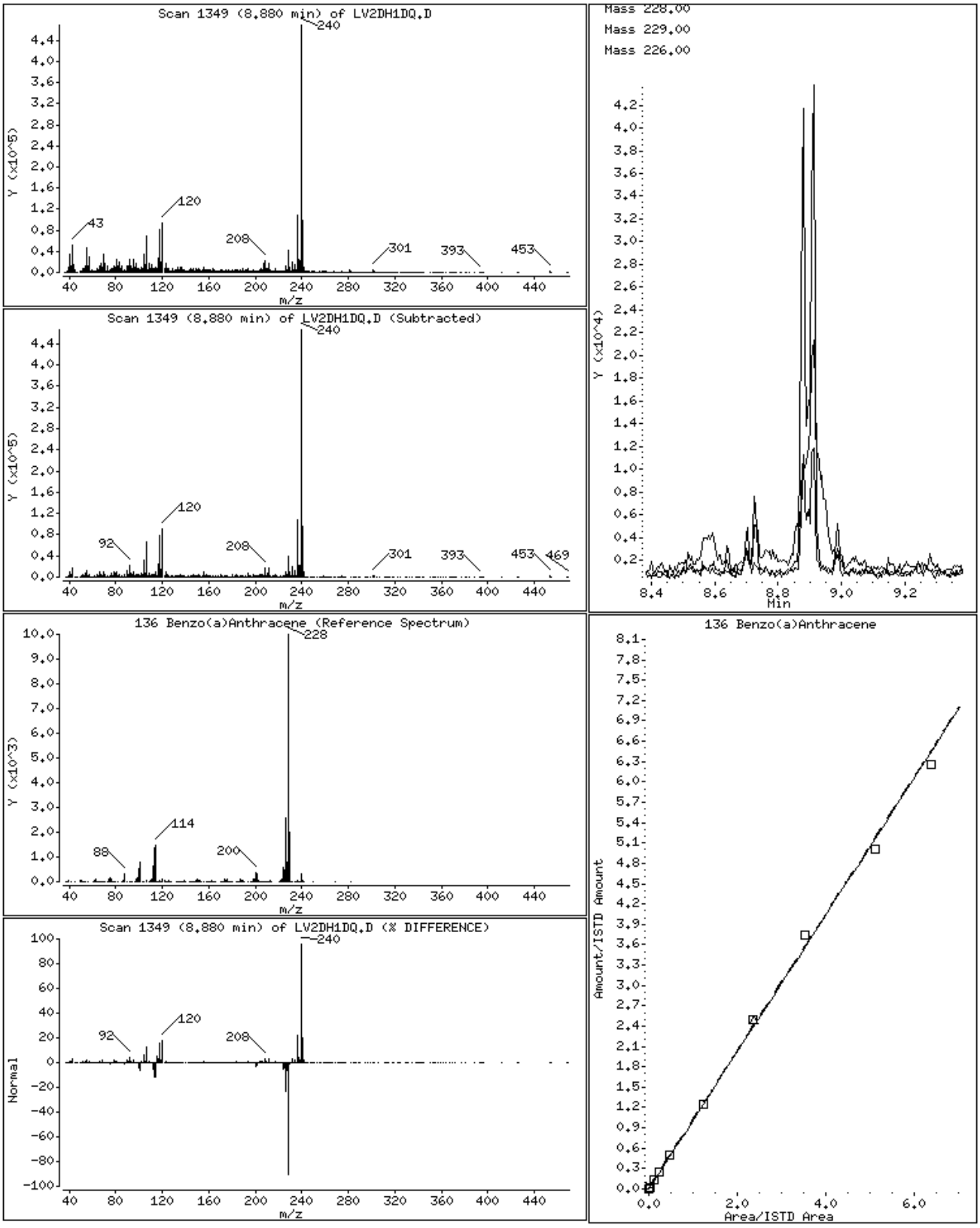

137 Chrysene

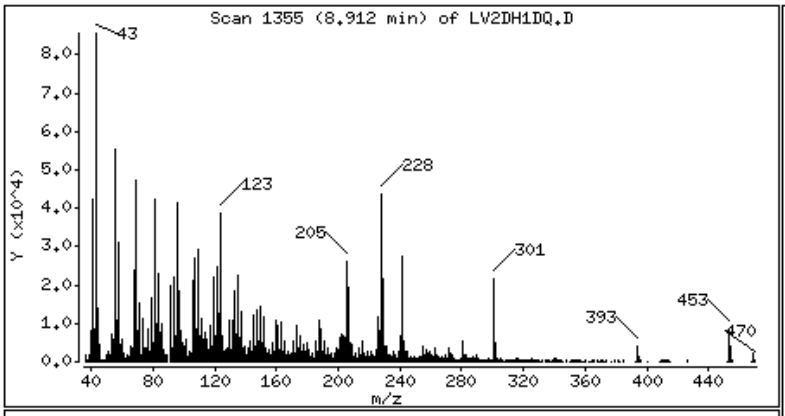

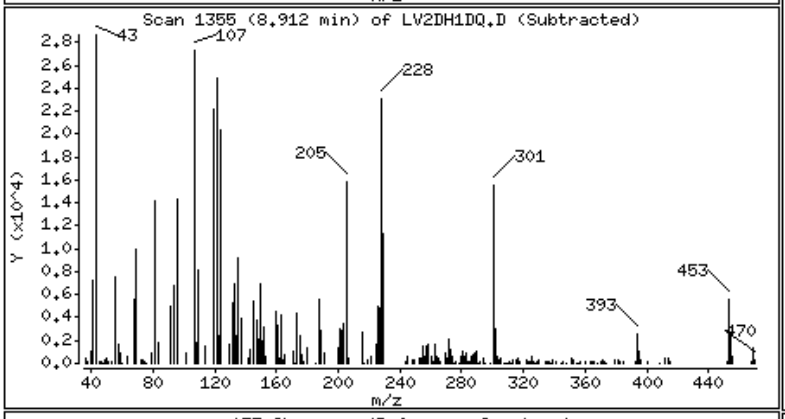

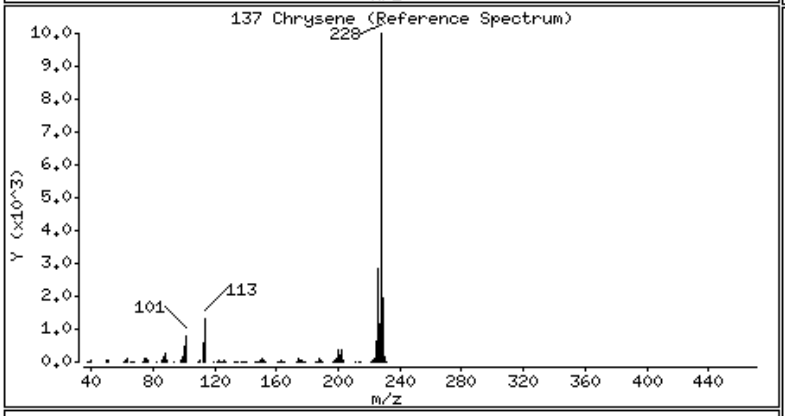

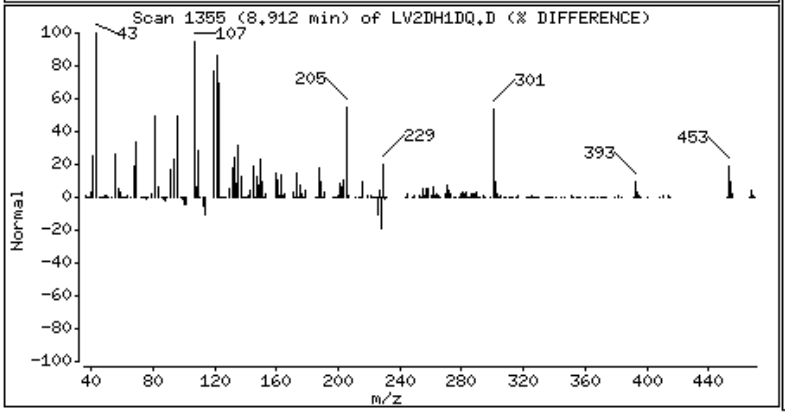

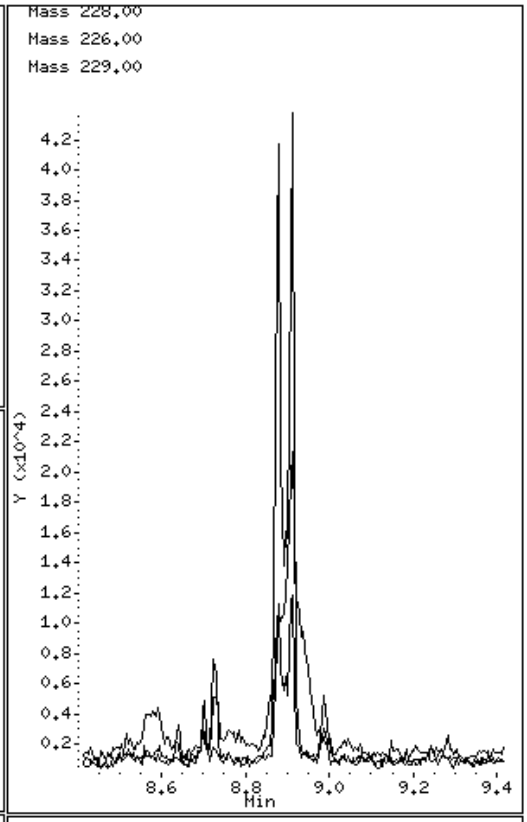

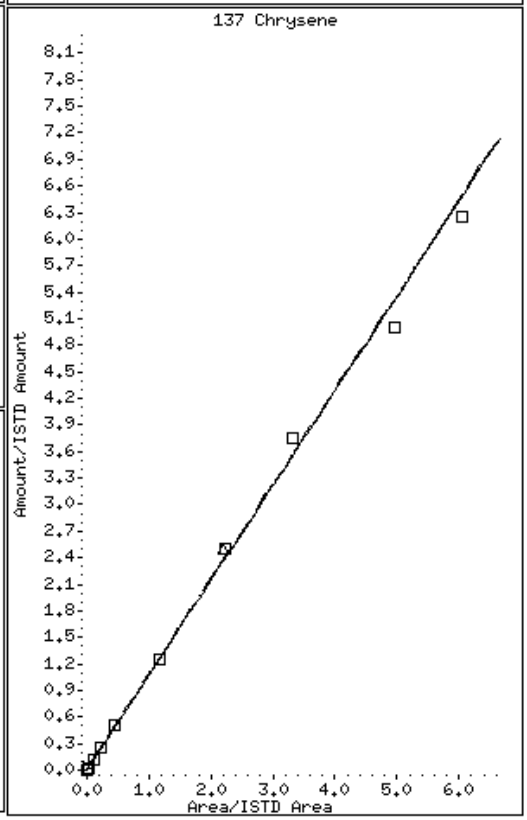

141 Benzo(b)fluoranthene

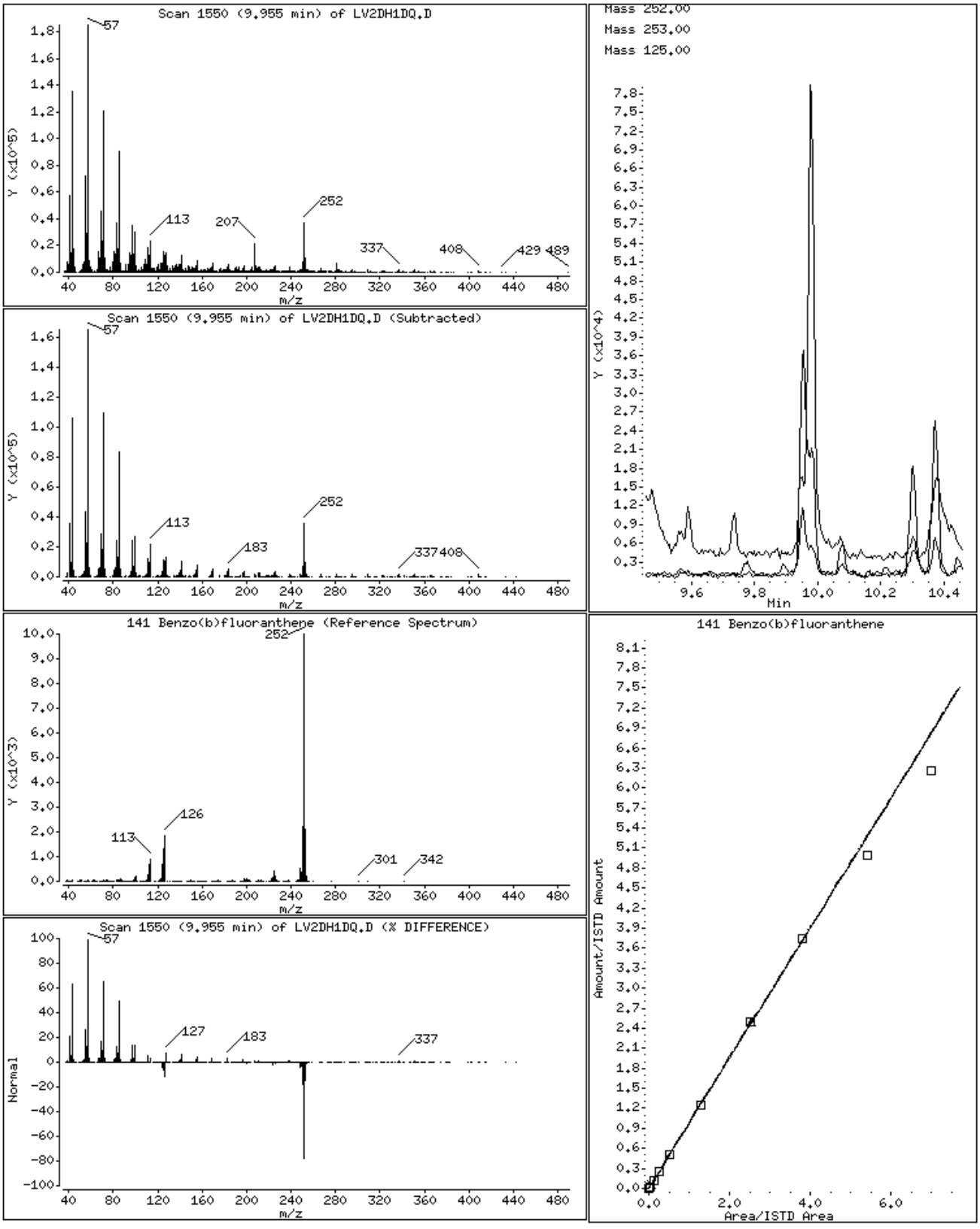

146 Benzo(a)pyrene

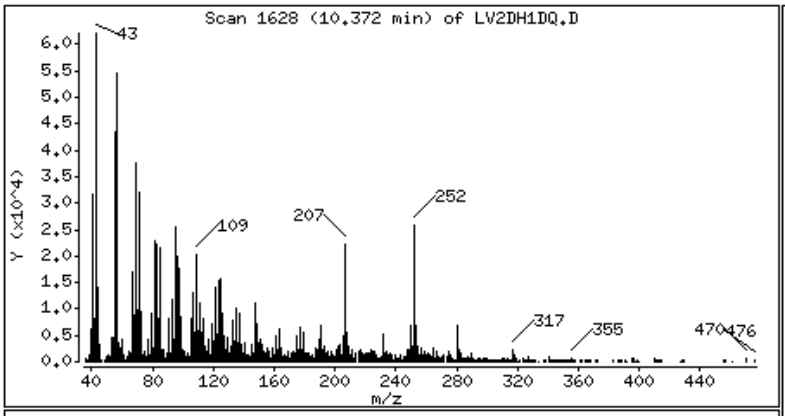

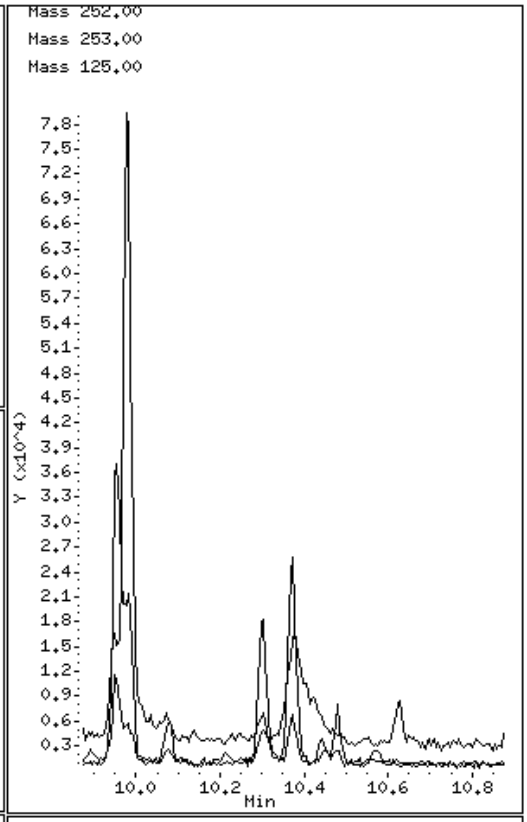

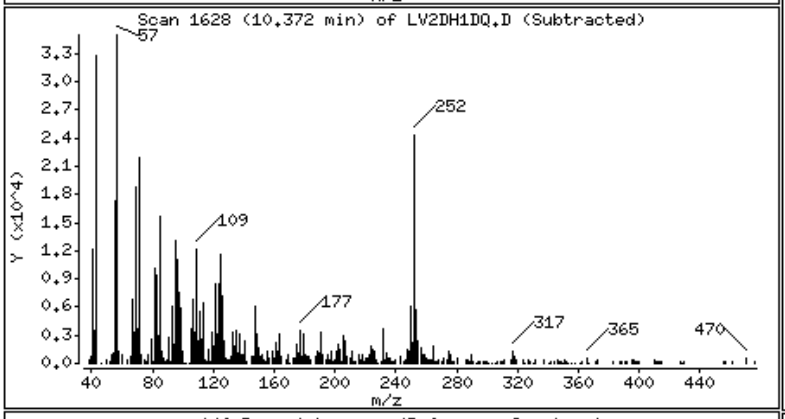

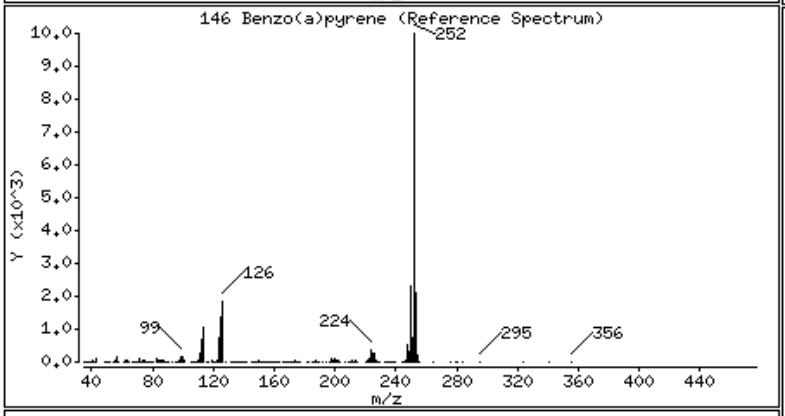

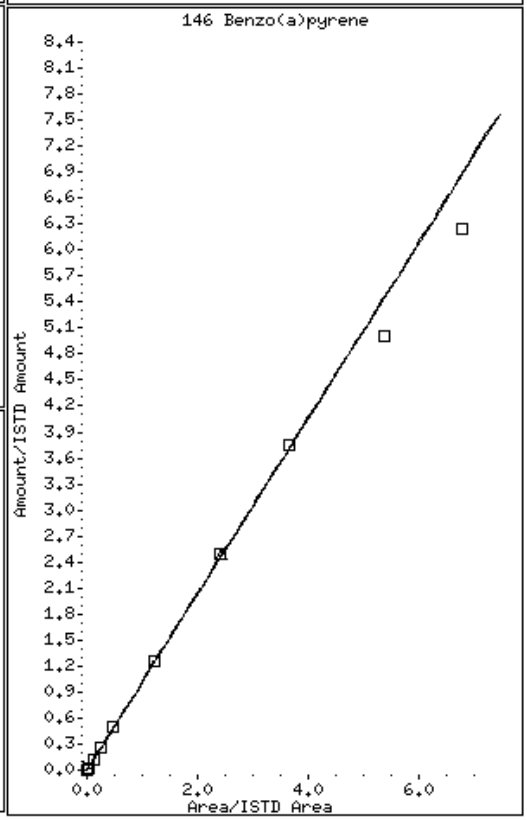

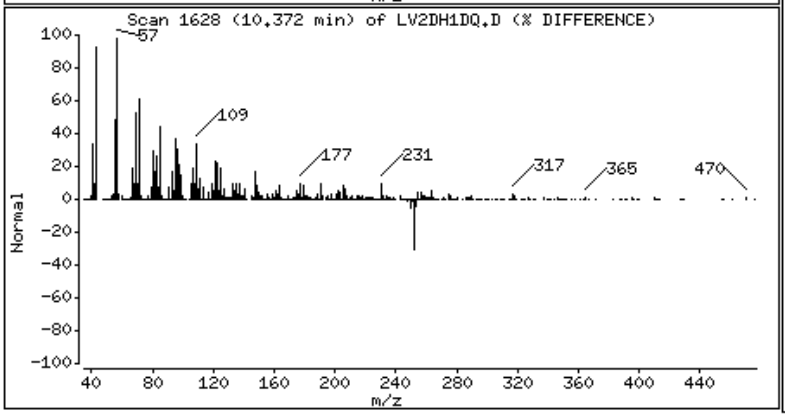

Data File Name: LV2DH1DQ.D
Inj. Date and Time: 05-MAR-2010 16:30
Instrument ID: a4hp7.i
Client ID: B12SB-027-5083-SO
Compound Name: Chrysene
CAS #: 218-01-9
Report Date: 03/08/2010

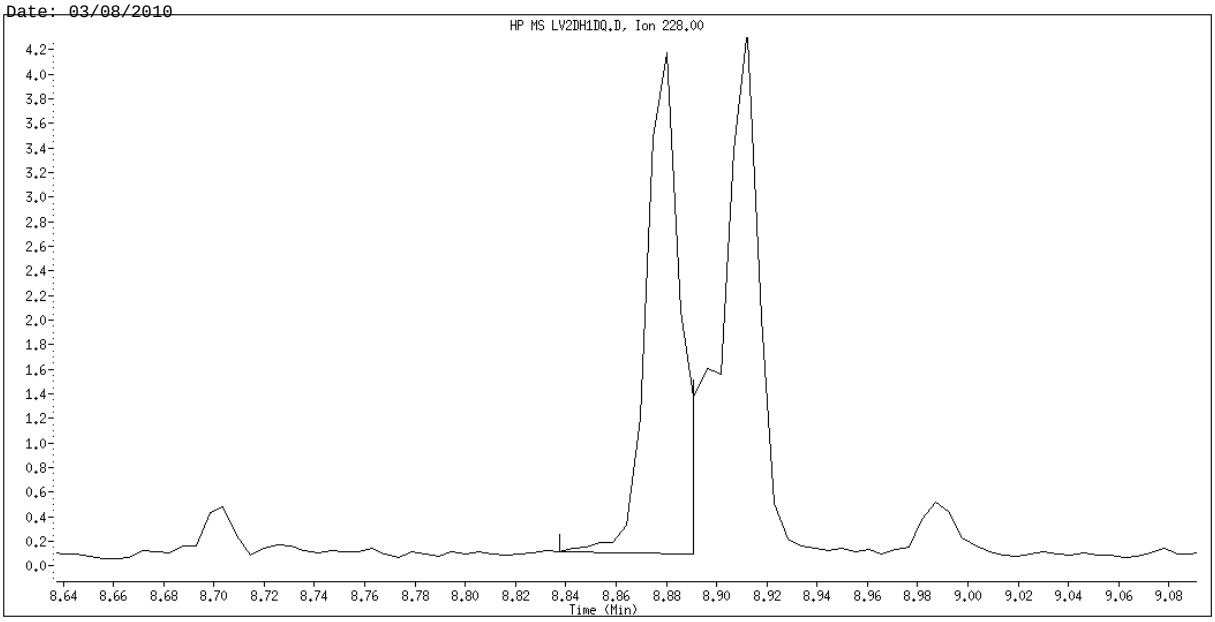

Original Integration

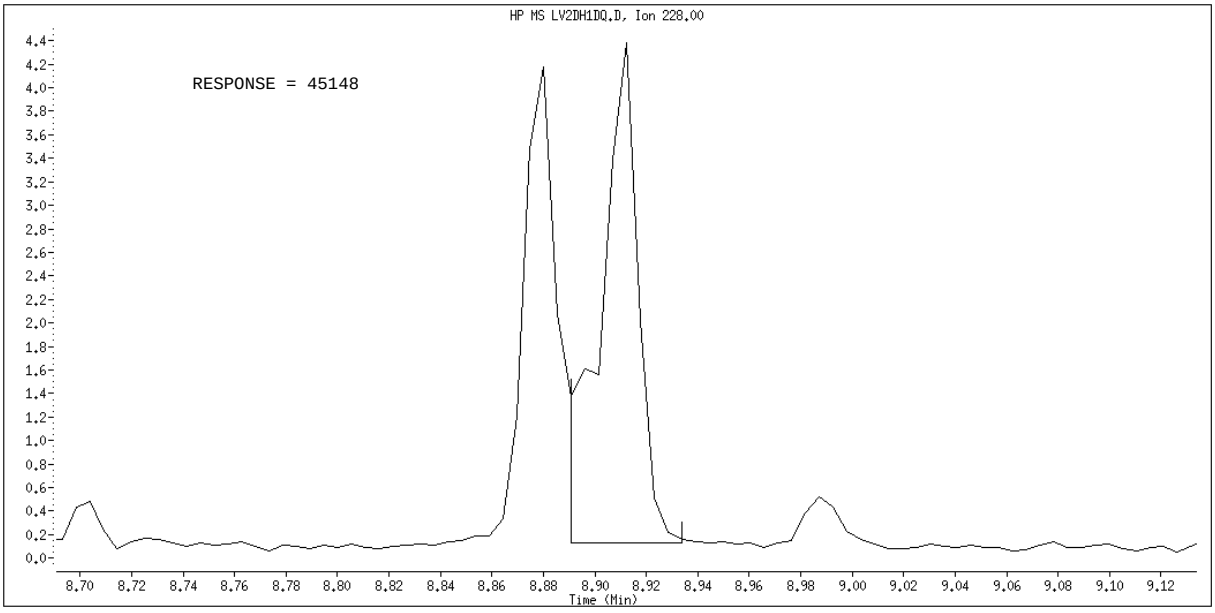

Manual Integration

Manually Integrated By: GruberJ
Manual Integration Reason: Peak not found

Data File Name: LV2DH1DQ.D
Inj. Date and Time: 05-MAR-2010 16:30
Instrument ID: a4hp7.i
Client ID: B12SB-027-5083-SO
Compound Name: Benzo(a)pyrene
CAS #: 50-32-8
Report Date: 03/08/2010

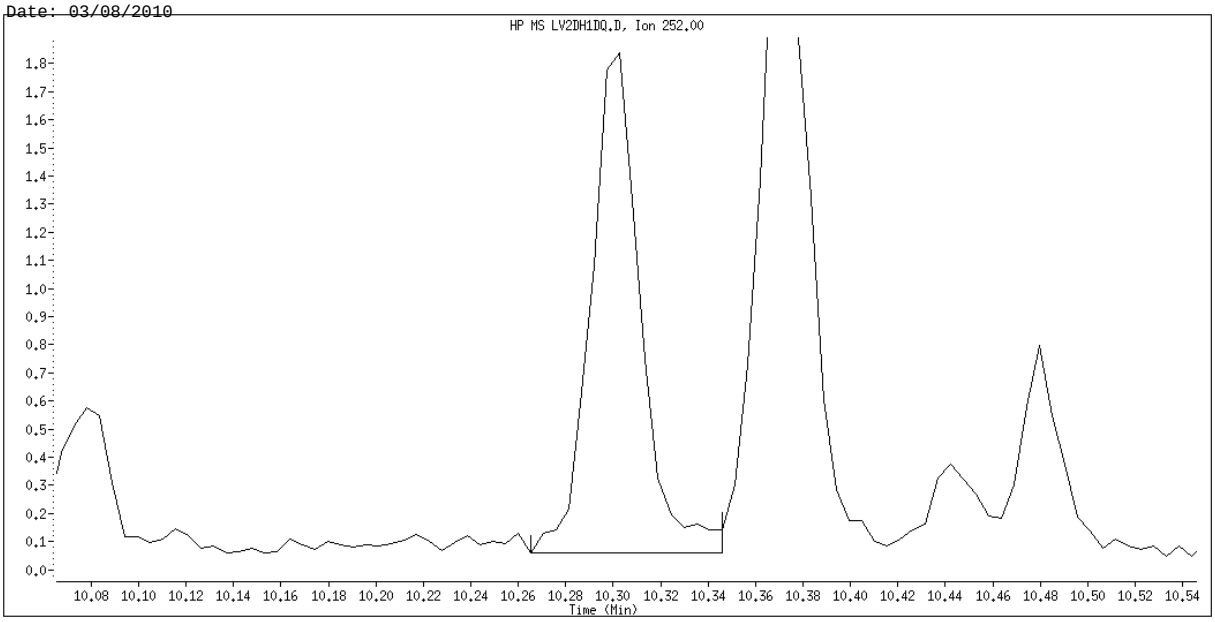

Original Integration

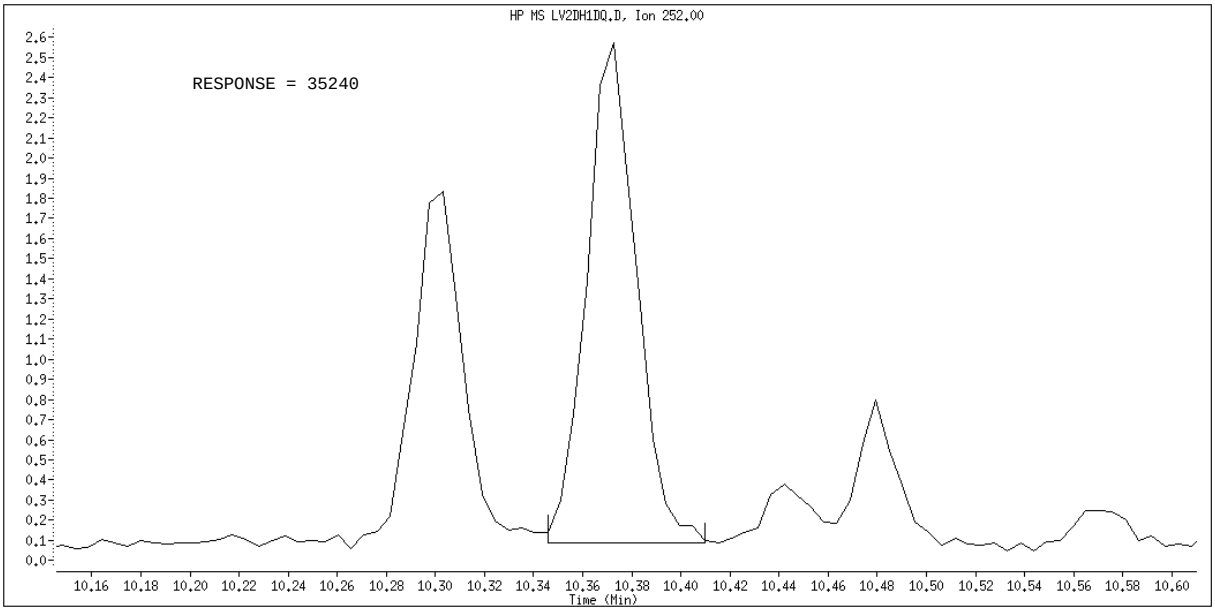

Manual Integration

Manually Integrated By: GruberJ
Manual Integration Reason: Peak not found

Science Applications International Corp

Client Sample ID: B12SB-027-5084-SO

GC/MS Semivolatiles

Lot-Sample #...: A0B240490-002 **Work Order #...:** LV2D01A5 **Matrix.....:** SO
Date Sampled...: 02/23/10 09:45 **Date Received..:** 02/24/10
Prep Date.....: 02/25/10 **Analysis Date..:** 03/05/10
Prep Batch #...: 0056039
Dilution Factor: 1 **Initial Wgt/Vol:** 30.17 g **Final Wgt/Vol..:** 2 mL
% Moisture.....: 20 **Method.....:** SW846 8270C

PARAMETER	RESULT	REPORTING LIMIT	UNITS	MDL
Acenaphthene	ND	8.4	ug/kg	4.1
Acenaphthylene	ND	8.4	ug/kg	4.1
Anthracene	ND	8.4	ug/kg	4.1
Benzo(a)anthracene	ND	8.4	ug/kg	4.1
Benzo(b)fluoranthene	ND	8.4	ug/kg	4.1
Benzo(k)fluoranthene	ND	8.4	ug/kg	4.1
Benzo(ghi)perylene	ND	8.4	ug/kg	4.1
Benzo(a)pyrene	ND	8.4	ug/kg	4.1
Chrysene	ND	8.4	ug/kg	1.4
Dibenzo(a,h)anthracene	ND	8.4	ug/kg	4.1
Fluoranthene	ND	8.4	ug/kg	4.1
Fluorene	ND	8.4	ug/kg	4.1
Indeno(1,2,3-cd)pyrene	ND	8.4	ug/kg	4.1
Naphthalene	ND	8.4	ug/kg	4.1
Phenanthrene	ND	8.4	ug/kg	4.1
Pyrene	ND	8.4	ug/kg	4.1

SURROGATE	PERCENT RECOVERY	RECOVERY LIMITS
2-Fluorobiphenyl	52	(45 - 105)
2-Fluorophenol	62	(35 - 105)
Phenol-d5	59	(40 - 100)
2,4,6-Tribromophenol	53	(35 - 125)
Nitrobenzene-d5	58	(35 - 100)
Terphenyl-d14	74	(30 - 125)

NOTE(S):

Results and reporting limits have been adjusted for dry weight.

TestAmerica North Canton

Semivolatile REPORT SW-846 Method 8270

Data file : \\cansvr11\dd\chem\MSS\a4hp7.i\00305b.b\LV2D01A5.D
Lab Smp Id: lv2d01a5 Client Smp ID: B12SB-027-5084-SO
Inj Date : 05-MAR-2010 19:04
Operator : 001710 Inst ID: a4hp7.i
Smp Info : lv2d01a5,00305b.b,8270c-625,1-827042d.sub
Misc Info :
Comment   :
Method   : \\cansvr11\dd\chem\MSS\a4hp7.i\00305b.b\8270C-625.m
Meth Date : 08-Mar-2010 13:01 gruberj Quant Type: ISTD
Cal Date : 05-MAR-2010 12:55 Cal File: 7SMH0305.D
Als bottle: 17
Dil Factor: 1.00000
Integrator: HP RTE Compound Sublist: 1-827042d.sub
Target Version: 4.14
Processing Host: CANPMSSV01

Concentration Formula: Amt * DF * Uf * Vt/(Vi * Ws *) * CpndVariable

Name	Value	Description
DF	1.000	Dilution Factor
Uf	1.000	ng unit correction factor
Vt	2000.000	Volume of final extract (uL)(1000 low, 2
Vi	0.50000	Volume injected (uL)
Ws	30.170	Weight of sample extracted (g)
Cpnd Variable		Local Compound Variable

Compounds	QUANT SIG MASS	RT	EXP RT	REL RT	RESPONSE	CONCENTRATIONS ON-COLUMN (NG)	FINAL (ug/kg)	
* 1 1,4-Dichlorobenzene-d4	152	3.643	3.649	(1.000)	246619	2.00000		(Q)
* 2 Naphthalene-d8	136	4.547	4.547	(1.000)	1053902	2.00000		
* 3 Acenaphthene-d10	164	5.820	5.815	(1.000)	613855	2.00000		
* 4 Phenanthrene-d10	188	6.911	6.906	(1.000)	989681	2.00000		
* 5 Chrysene-d12	240	8.896	8.896	(1.000)	1173474	2.00000		
* 6 Perylene-d12	264	10.458	10.447	(1.000)	1029223	2.00000		
9 Pyridine	79	Compound Not Detected.						
10 N-Nitrosodimethylamine	74	Compound Not Detected.						
11 Ethyl methacrylate	69	Compound Not Detected.						
12 3-Chloropropionitrile	54	Compound Not Detected.						
13 Malononitrile	66	Compound Not Detected.						
209 Benzaldehyde	77	Compound Not Detected.						
21 Aniline	93	Compound Not Detected.						
22 Phenol	94	Compound Not Detected.						
23 bis(2-Chloroethyl)ether	93	Compound Not Detected.						
24 2-Chlorophenol	128	Compound Not Detected.						
26 1,3-Dichlorobenzene	146	Compound Not Detected.						
27 1,4-Dichlorobenzene	146	Compound Not Detected.						

28	1,2-Dichlorobenzene	146	Compound Not Detected.
29	Benzyl Alcohol	108	Compound Not Detected.

	Compounds	QUANT SIG MASS	RT	EXP RT	REL RT	RESPONSE	CONCENTRATIONS ON-COLUMN (NG)	CONCENTRATIONS FINAL (ug/kg)
30	2-Methylphenol	108	Compound Not Detected.					
31	bis(2-Chloroisopropyl)ether	45	Compound Not Detected.					
37	Acetophenone	105	Compound Not Detected.					
32	N-Nitroso-di-n-propylamine	70	Compound Not Detected.					
192	4-Methylphenol	108	Compound Not Detected.					
34	Hexachloroethane	117	Compound Not Detected.					
35	Nitrobenzene	77	Compound Not Detected.					
41	Isophorone	82	Compound Not Detected.					
42	2-Nitrophenol	139	Compound Not Detected.					
43	2,4-Dimethylphenol	107	Compound Not Detected.					
44	bis(2-Chloroethoxy)methane	93	Compound Not Detected.					
46	2,4-Toluenediamene	121	Compound Not Detected.					
47	1,3,5-Trichlorobenzene	180	Compound Not Detected.					
48	2,4-Dichlorophenol	162	Compound Not Detected.					
49	Benzoic Acid	122	Compound Not Detected.					
50	1,2,4-Trichlorobenzene	180	Compound Not Detected.					
51	Naphthalene	128	Compound Not Detected.					
52	4-Chloroaniline	127	Compound Not Detected.					
56	Hexachlorobutadiene	225	Compound Not Detected.					
210	Caprolactam	113	Compound Not Detected.					
57	1,2,3-Trichlorobenzene	180	Compound Not Detected.					
59	4-Chloro-3-Methylphenol	107	Compound Not Detected.					
62	2-Methylnaphthalene	142	Compound Not Detected.					
63	1-Methylnaphthalene	142	Compound Not Detected.					
64	Hexachlorocyclopentadiene	237	Compound Not Detected.					
66	2,4,6-Trichlorophenol	196	Compound Not Detected.					
67	2,4,5-Trichlorophenol	196	Compound Not Detected.					
211	1,1'-Biphenyl	154	Compound Not Detected.					
68	1,2,3,5-Tetrachlorobenzene	216	Compound Not Detected.					
70	2-Chloronaphthalene	162	Compound Not Detected.					
73	2-Nitroaniline	65	Compound Not Detected.					
74	1,2,3,4-Tetrachlorobenzene	216	Compound Not Detected.					
76	Dimethylphthalate	163	Compound Not Detected.					
78	2,6-Dinitrotoluene	165	Compound Not Detected.					
79	Acenaphthylene	152	Compound Not Detected.					
80	1,2-Dinitrobenzene	168	Compound Not Detected.					
81	3-Nitroaniline	138	Compound Not Detected.					
82	Acenaphthene	153	Compound Not Detected.					
83	2,4-Dinitrophenol	184	Compound Not Detected.					
85	4-Nitrophenol	109	Compound Not Detected.					
86	Dibenzofuran	168	Compound Not Detected.					
87	2,4-Dinitrotoluene	165	Compound Not Detected.					
91	2,3,5,6-Tetrachlorophenol	232	Compound Not Detected.					
93	Diethylphthalate	149	Compound Not Detected.					
94	Fluorene	166	Compound Not Detected.					
95	4-Chlorophenyl-phenylether	204	Compound Not Detected.					
96	4-Nitroaniline	138	Compound Not Detected.					
98	4,6-Dinitro-2-methylphenol	198	Compound Not Detected.					
99	N-Nitrosodiphenylamine	169	Compound Not Detected.					
100	1,2-Diphenylhydrazine	77	Compound Not Detected.					
106	4-Bromophenyl-phenylether	248	Compound Not Detected.					
107	Hexachlorobenzene	284	Compound Not Detected.					

212	Atrazine	200	Compound Not Detected.
111	Pentachlorophenol	266	Compound Not Detected.

	Compounds	QUANT SIG MASS	RT	EXP RT	REL RT	RESPONSE	CONCENTRATIONS ON-COLUMN (NG)	FINAL (ug/kg)
115	Phenanthrene	178	Compound Not Detected.					
116	Anthracene	178	Compound Not Detected.					
119	Carbazole	167	Compound Not Detected.					
120	Di-n-Butylphthalate	149	Compound Not Detected.					
123	Fluoranthene	202	Compound Not Detected.					
124	Benzidine	184	Compound Not Detected.					
125	Pyrene	202	Compound Not Detected.					
131	Butylbenzylphthalate	149	Compound Not Detected.					
133	3,3'-Dimethoxybenzidine	244	Compound Not Detected.					
135	3,3'-Dichlorobenzidine	252	Compound Not Detected.					
136	Benzo(a)Anthracene	228	Compound Not Detected.					
137	Chrysene	228	Compound Not Detected.					
138	4,4'-Methylene bis(o-chloroan	231	Compound Not Detected.					
139	bis(2-ethylhexyl)Phthalate	149	Compound Not Detected.					
140	Di-n-octylphthalate	149	Compound Not Detected.					
141	Benzo(b)fluoranthene	252	Compound Not Detected.					
142	Benzo(k)fluoranthene	252	Compound Not Detected.					
146	Benzo(a)pyrene	252	Compound Not Detected.					
149	Indeno(1,2,3-cd)pyrene	276	Compound Not Detected.					
150	Dibenz(a,h)anthracene	278	Compound Not Detected.					
151	Benzo(g,h,i)perylene	276	Compound Not Detected.					
198	1,4-Dioxane	88	Compound Not Detected.					
$ 154	Nitrobenzene-d5	82	4.023	4.028	(0.885)	461075	2.89559	383.90
$ 155	2-Fluorobiphenyl	172	5.307	5.301	(0.912)	927133	2.61802	347.10
$ 156	Terphenyl-d14	244	8.051	8.045	(0.905)	1362155	3.69512	489.91
$ 157	Phenol-d5	99	3.349	3.338	(0.919)	819043	4.43292	587.72
$ 158	2-Fluorophenol	112	2.782	2.766	(0.764)	651009	4.65513	617.19
$ 159	2,4,6-Tribromophenol	330	6.393	6.387	(1.098)	165194	3.98764	528.69
$ 186	2-Chlorophenol-d4	132	3.494	3.488	(0.959)	691056	4.73144	627.30
$ 187	1,2-Dichlorobenzene-d4	152	3.756	3.756	(1.031)	207334	2.10391	278.94
M 195	Cresols, total	100	Compound Not Detected.					
101	Diphenylamine	169	Compound Not Detected.					

QC Flag Legend

Q - Qualifier signal failed the ratio test.

TestAmerica North Canton

INTERNAL STANDARD COMPOUNDS
AREA AND RT SUMMARY

Instrument ID: a4hp7.i
Lab File ID: LV2D01A5.D
Lab Smp Id: lv2d01a5
Analysis Type: SV
Quant Type: ISTD
Operator: 001710
Method File: \\cansvr11\dd\chem\MSS\a4hp7.i\00305b.b\8270C-625.m
Misc Info:

Calibration Date: 05-MAR-2010
Calibration Time: 14:16
Client Smp ID: B12SB-027-5084-SO
Level: LOW
Sample Type: SOIL

		AREA LIMIT			
COMPOUND	STANDARD	LOWER	UPPER	SAMPLE	%DIFF
1 1,4-Dichlorobenze	291921	145961	583842	246619	-15.52
2 Naphthalene-d8	1218718	609359	2437436	1053902	-13.52
3 Acenaphthene-d10	639952	319976	1279904	613855	-4.08
4 Phenanthrene-d10	1024765	512383	2049530	989681	-3.42
5 Chrysene-d12	1204582	602291	2409164	1173474	-2.58
6 Perylene-d12	1081833	540917	2163666	1029223	-4.86

		RT LIMIT			
COMPOUND	STANDARD	LOWER	UPPER	SAMPLE	%DIFF
1 1,4-Dichlorobenze	3.65	3.15	4.15	3.64	-0.14
2 Naphthalene-d8	4.55	4.05	5.05	4.55	0.00
3 Acenaphthene-d10	5.82	5.32	6.32	5.82	0.09
4 Phenanthrene-d10	6.91	6.41	7.41	6.91	0.08
5 Chrysene-d12	8.90	8.40	9.40	8.90	0.00
6 Perylene-d12	10.45	9.95	10.95	10.46	0.10

AREA UPPER LIMIT = +100% of internal standard area.
AREA LOWER LIMIT = - 50% of internal standard area.
RT UPPER LIMIT = + 0.50 minutes of internal standard RT.
RT LOWER LIMIT = - 0.50 minutes of internal standard RT.

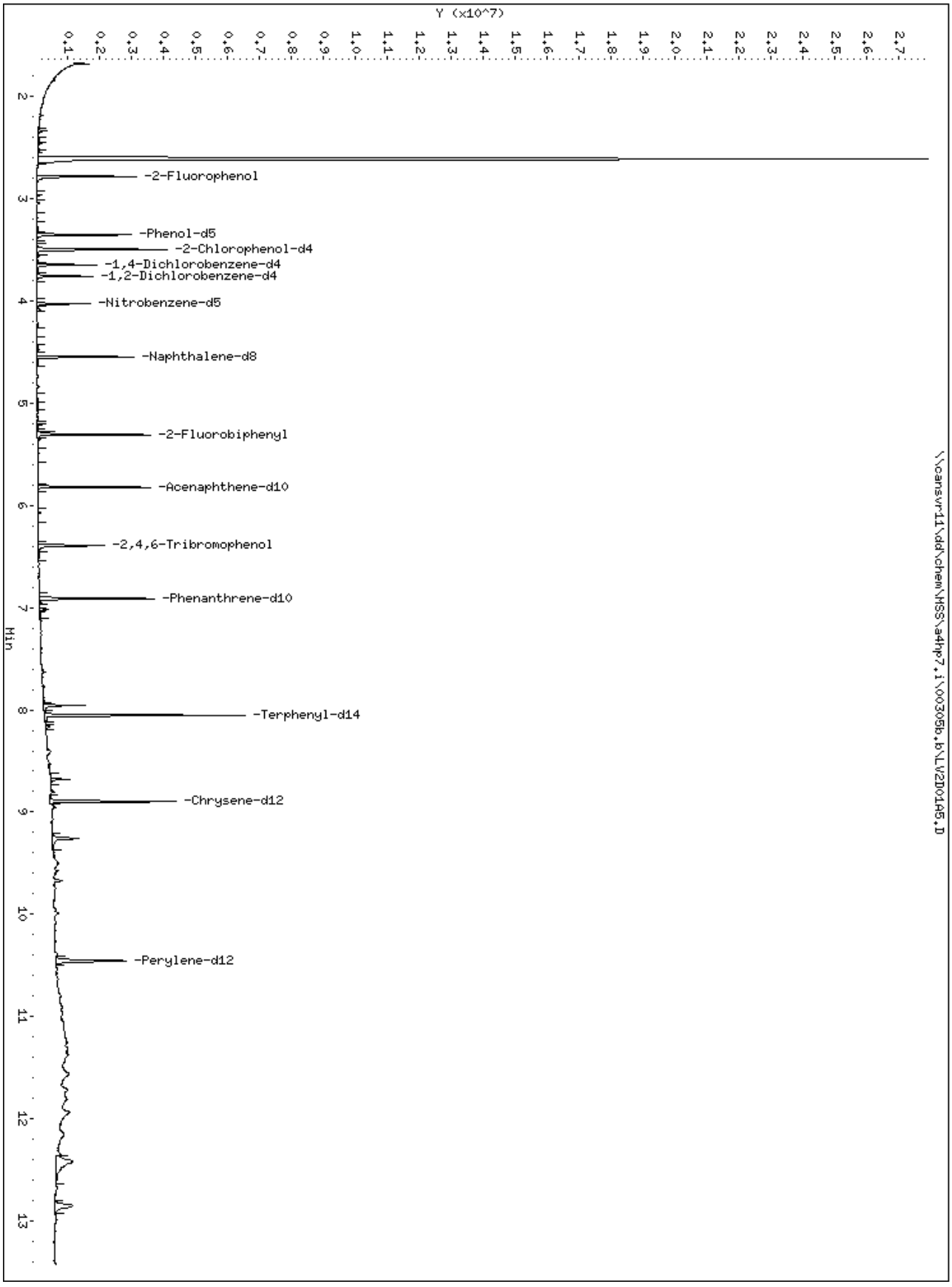
Y (x10^7)
0.1
0.2
0.3
0.4
0.5
0.6
0.7
0.8
0.9
1.0
1.1
1.2
1.3
1.4
1.5
1.6
1.7
1.8
1.9
2.0
2.1
2.2
2.3
2.4
2.5
2.6
2.7
Min
2
3
4
5
6
7
8
9
10
11
12
13
-2-Fluorophenol
-Phenol-d5
-2-Chlorophenol-d4
-1,4-Dichlorobenzene-d4
-1,2-Dichlorobenzene-d4
-Nitrobenzene-d5
-Naphthalene-d8
-2-Fluorobiphenyl
-Acenaphthene-d10
-2,4,6-Tribromophenol
-Phenanthrene-d10
-Terphenyl-d14
-Chrysene-d12
-Perylene-d12
\\cansvr11\dd\chem\HSS\a4hp7.i\00305b.b\LV2D0105.D

Science Applications International Corp

Client Sample ID: B12SB-028-5087-SO

GC/MS Semivolatiles

Lot-Sample #...: A0B240490-003 **Work Order #...:** LV2D21AD **Matrix.....:** SO
Date Sampled...: 02/23/10 10:25 **Date Received..:** 02/24/10
Prep Date.....: 02/25/10 **Analysis Date..:** 03/11/10
Prep Batch #...: 0056040
Dilution Factor: 1 **Initial Wgt/Vol:** 30.11 g **Final Wgt/Vol..:** 2 mL
% Moisture.....: 22 **Method.....:** SW846 8270C

PARAMETER	RESULT	REPORTING LIMIT	UNITS	MDL
Acenaphthene	ND	64	ug/kg	4.2
Acenaphthylene	ND	64	ug/kg	4.2
Anthracene	ND	64	ug/kg	4.2
Benzo(a)anthracene	**24 J**	**64**	**ug/kg**	**4.2**
Benzo(b)fluoranthene	**37 J**	**64**	**ug/kg**	**4.2**
Benzo(k)fluoranthene	ND	64	ug/kg	4.2
Benzoic acid	ND	1000	ug/kg	430
Benzo(ghi)perylene	ND	64	ug/kg	4.2
Benzo(a)pyrene	ND	64	ug/kg	4.2
Benzyl alcohol	ND	420	ug/kg	27
bis(2-Chloroethoxy) methane	ND	420	ug/kg	28
bis(2-Chloroethyl)-ether	ND	420	ug/kg	2.6
bis(2-Chloroisopropyl) ether	ND	420	ug/kg	12
bis(2-Ethylhexyl) phthalate	ND	420	ug/kg	24
4-Bromophenyl phenyl ether	ND	420	ug/kg	17
Butyl benzyl phthalate	ND	420	ug/kg	13
Carbazole	ND	64	ug/kg	35
4-Chloroaniline	ND	420	ug/kg	22
4-Chloro-3-methylphenol	ND	420	ug/kg	27
2-Chloronaphthalene	ND	420	ug/kg	4.2
2-Chlorophenol	ND	420	ug/kg	35
4-Chlorophenyl phenyl ether	ND	420	ug/kg	17
Dibenzo(a,h)anthracene	ND	64	ug/kg	4.2
Dibenzofuran	ND	420	ug/kg	26
Di-n-butyl phthalate	**26 J**	**420**	**ug/kg**	**19**
1,2-Dichlorobenzene	ND	420	ug/kg	12
1,3-Dichlorobenzene	ND	420	ug/kg	14
1,4-Dichlorobenzene	ND	420	ug/kg	26
3,3'-Dichlorobenzidine	ND	420	ug/kg	23
2,4-Dichlorophenol	ND	420	ug/kg	26
Diethyl phthalate	ND	420	ug/kg	21
2,4-Dimethylphenol	ND	420	ug/kg	26

(Continued on next page)

Science Applications International Corp

Client Sample ID: B12SB-028-5087-SO

GC/MS Semivolatiles

Lot-Sample #...: A0B240490-003 **Work Order #...:** LV2D21AD **Matrix.....:** SO

PARAMETER	RESULT	REPORTING LIMIT	UNITS	MDL
Dimethyl phthalate	ND	420	ug/kg	22
4,6-Dinitro-2-methylphenol	ND	1000	ug/kg	100
2,4-Dinitrophenol	ND	1000	ug/kg	100
2,4-Dinitrotoluene	ND	420	ug/kg	35
2,6-Dinitrotoluene	ND	420	ug/kg	27
Di-n-octyl phthalate	ND	420	ug/kg	35
Fluoranthene	**31 J**	**64**	**ug/kg**	**4.2**
Fluorene	ND	64	ug/kg	4.2
Hexachlorobenzene	ND	420	ug/kg	2.7
Hexachlorobutadiene	ND	420	ug/kg	35
Hexachlorocyclopenta-diene	ND	420	ug/kg	35
Hexachloroethane	ND	420	ug/kg	12
Indeno(1,2,3-cd)pyrene	ND	64	ug/kg	4.2
Isophorone	ND	420	ug/kg	17
2-Methylnaphthalene	**35 J**	**420**	**ug/kg**	**4.2**
2-Methylphenol	ND	420	ug/kg	100
3-Methylphenol & 4-Methylphenol	ND	420	ug/kg	26
Naphthalene	**15 J**	**64**	**ug/kg**	**4.2**
2-Nitroaniline	ND	1000	ug/kg	12
3-Nitroaniline	ND	1000	ug/kg	21
4-Nitroaniline	ND	1000	ug/kg	33
Nitrobenzene	ND	420	ug/kg	2.8
2-Nitrophenol	ND	420	ug/kg	35
4-Nitrophenol	ND	1000	ug/kg	100
N-Nitrosodiphenylamine	ND	420	ug/kg	27
N-Nitrosodi-n-propyl-amine	ND	420	ug/kg	35
Pentachlorophenol	ND	420	ug/kg	100
Phenanthrene	**17 J**	**64**	**ug/kg**	**4.2**
Phenol	ND	420	ug/kg	35
Pyrene	**25 J**	**64**	**ug/kg**	**4.2**
1,2,4-Trichloro-benzene	ND	420	ug/kg	35
2,4,5-Trichloro-phenol	ND	420	ug/kg	32
2,4,6-Trichloro-phenol	ND	420	ug/kg	100
Chrysene	**27 J**	**64**	**ug/kg**	**1.4**

(Continued on next page)

Science Applications International Corp

Client Sample ID: B12SB-028-5087-SO

GC/MS Semivolatiles

Lot-Sample #...: A0B240490-003 **Work Order #...:** LV2D21AD **Matrix.....:** SO

SURROGATE	PERCENT RECOVERY	RECOVERY LIMITS
2-Fluorobiphenyl	55	(45 - 105)
2-Fluorophenol	57	(35 - 105)
Phenol-d5	59	(40 - 100)
2,4,6-Tribromophenol	56	(35 - 125)
Nitrobenzene-d5	48	(35 - 100)
Terphenyl-d14	80	(30 - 125)

NOTE(S):

Results and reporting limits have been adjusted for dry weight.

J Estimated: The analyte was positively identified; the quanitation is estimated.

TestAmerica North Canton

Semivolatile REPORT SW-846 Method 8270

Data file : \\cansvr11\dd\chem\MSS\a4ag2.i\00311A.b\LV2D21AD.D
Lab Smp Id: LV2D21AD Client Smp ID: B12SB-028-5087-SO
Inj Date : 11-MAR-2010 08:50
Operator : 046900 Inst ID: a4ag2.i
Smp Info : LV2D21AD,00311A.b,8270C-625,3-827042.SUB
Misc Info :
Comment   :
Method   : \\cansvr11\dd\chem\MSS\a4ag2.i\00311A.b\8270C-625.m
Meth Date : 12-Mar-2010 07:29 hulat Quant Type: ISTD
Cal Date : 10-MAR-2010 09:48 Cal File: 2SML0310.D
Als bottle: 6
Dil Factor: 1.00000
Integrator: HP RTE Compound Sublist: 3-827042.SUB
Target Version: 4.14
Processing Host: CANPMSSV04

Concentration Formula: Amt * DF * Uf * Vt/(Vi * Ws) * CpndVariable

Name	Value	Description
DF	1.000	Dilution Factor
Uf	1.000	ng unit correction factor
Vt	2000.000	Volume of final extract (uL)(1000 low, 2
Vi	0.50000	Volume injected (uL)
Ws	30.110	Weight of sample extracted (g)
Cpnd Variable		Local Compound Variable

Compounds	QUANT SIG MASS	RT	EXP RT	REL RT	RESPONSE	CONCENTRATIONS ON-COLUMN (NG)	FINAL (ug/kg)	
* 1 1,4-Dichlorobenzene-d4	152	3.457	3.463	(1.000)	152304	2.00000		(Q)
* 2 Naphthalene-d8	136	4.357	4.357	(1.000)	671353	2.00000		
* 3 Acenaphthene-d10	164	5.639	5.639	(1.000)	425347	2.00000		
* 4 Phenanthrene-d10	188	6.739	6.739	(1.000)	750241	2.00000		
* 5 Chrysene-d12	240	8.750	8.745	(1.000)	923728	2.00000		
* 6 Perylene-d12	264	10.221	10.180	(1.000)	875310	2.00000		
198 1,4-Dioxane	88	Compound Not Detected.						
9 Pyridine	79	Compound Not Detected.						
10 N-Nitrosodimethylamine	74	Compound Not Detected.						
12 3-Chloropropionitrile	54	Compound Not Detected.						
209 Benzaldehyde	77	Compound Not Detected.						
21 Aniline	93	Compound Not Detected.						
22 Phenol	94	Compound Not Detected.						
23 bis(2-Chloroethyl)ether	93	Compound Not Detected.						
24 2-Chlorophenol	128	Compound Not Detected.						
26 1,3-Dichlorobenzene	146	Compound Not Detected.						
27 1,4-Dichlorobenzene	146	Compound Not Detected.						
28 1,2-Dichlorobenzene	146	Compound Not Detected.						

29	Benzyl Alcohol	108	Compound Not Detected.
30	2-Methylphenol	108	Compound Not Detected.

	Compounds	QUANT SIG MASS	RT	EXP RT	REL RT	RESPONSE	CONCENTRATIONS ON-COLUMN (NG)	FINAL (ug/kg)
31	bis(2-Chloroisopropyl)ether	45	Compound Not Detected.					
37	Acetophenone	105	Compound Not Detected.					
32	N-Nitroso-di-n-propylamine	70	Compound Not Detected.					
192	4-Methylphenol	108	Compound Not Detected.					
34	Hexachloroethane	117	Compound Not Detected.					
35	Nitrobenzene	77	Compound Not Detected.					
41	Isophorone	82	Compound Not Detected.					
42	2-Nitrophenol	139	Compound Not Detected.					
43	2,4-Dimethylphenol	107	Compound Not Detected.					
44	bis(2-Chloroethoxy)methane	93	Compound Not Detected.					
46	2,4-Toluenediamene	121	Compound Not Detected.					
47	1,3,5-Trichlorobenzene	180	Compound Not Detected.					
48	2,4-Dichlorophenol	162	Compound Not Detected.					
49	Benzoic Acid	122	Compound Not Detected.					
50	1,2,4-Trichlorobenzene	180	Compound Not Detected.					
51	Naphthalene	128	4.368	4.374	(1.003)	27330	0.08878	11.794
52	4-Chloroaniline	127	Compound Not Detected.					
56	Hexachlorobutadiene	225	Compound Not Detected.					
210	Caprolactam	113	Compound Not Detected.					
57	1,2,3-Trichlorobenzene	180	Compound Not Detected.					
59	4-Chloro-3-Methylphenol	107	Compound Not Detected.					
62	2-Methylnaphthalene	142	4.868	4.869	(1.117)	33764	0.20307	26.978
63	1-Methylnaphthalene	142	4.945	4.945	(1.135)	22931	0.12023	15.972
64	Hexachlorocyclopentadiene	237	Compound Not Detected.					
66	2,4,6-Trichlorophenol	196	Compound Not Detected.					
67	2,4,5-Trichlorophenol	196	Compound Not Detected.					
211	1,1'-Biphenyl	154	Compound Not Detected.					
68	1,2,3,5-Tetrachlorobenzene	216	Compound Not Detected.					
70	2-Chloronaphthalene	162	Compound Not Detected.					
73	2-Nitroaniline	65	Compound Not Detected.					
74	1,2,3,4-Tetrachlorobenzene	216	Compound Not Detected.					
76	Dimethylphthalate	163	Compound Not Detected.					
78	2,6-Dinitrotoluene	165	Compound Not Detected.					
79	Acenaphthylene	152	Compound Not Detected.					
80	1,2-Dinitrobenzene	168	Compound Not Detected.					
81	3-Nitroaniline	138	Compound Not Detected.					
82	Acenaphthene	153	Compound Not Detected.					
83	2,4-Dinitrophenol	184	Compound Not Detected.					
85	4-Nitrophenol	109	Compound Not Detected.					
86	Dibenzofuran	168	Compound Not Detected.					
87	2,4-Dinitrotoluene	165	Compound Not Detected.					
91	2,3,5,6-Tetrachlorophenol	232	Compound Not Detected.					
93	Diethylphthalate	149	Compound Not Detected.					
94	Fluorene	166	Compound Not Detected.					
95	4-Chlorophenyl-phenylether	204	Compound Not Detected.					
96	4-Nitroaniline	138	Compound Not Detected.					
98	4,6-Dinitro-2-methylphenol	198	Compound Not Detected.					
99	N-Nitrosodiphenylamine	169	Compound Not Detected.					
100	1,2-Diphenylhydrazine	77	Compound Not Detected.					
106	4-Bromophenyl-phenylether	248	Compound Not Detected.					
107	Hexachlorobenzene	284	Compound Not Detected.					
212	Atrazine	200	Compound Not Detected.					

111 Pentachlorophenol	266	Compound Not Detected.					
115 Phenanthrene	178	6.756	6.757 (1.003)		40837	0.10223	13.581
116 Anthracene	178	Compound Not Detected.					

	Compounds	QUANT SIG MASS	RT	EXP RT	REL RT	RESPONSE	CONCENTRATIONS ON-COLUMN (NG)	FINAL (ug/kg)
119	Carbazole	167	Compound Not Detected.					
120	Di-n-Butylphthalate	149	7.121	7.121	(1.057)	71286	0.15090	20.047
123	Fluoranthene	202	7.662	7.645	(1.137)	74989	0.18203	24.182
124	Benzidine	184	Compound Not Detected.					
125	Pyrene	202	7.833	7.821	(0.895)	66389	0.14641	19.450
131	Butylbenzylphthalate	149	Compound Not Detected.					
133	3,3'-Dimethoxybenzidine	244	Compound Not Detected.					
135	3,3'-Dichlorobenzidine	252	Compound Not Detected.					
136	Benzo(a)Anthracene	228	8.739	8.739	(0.999)	66078	0.14236	18.912
137	Chrysene	228	8.768	8.768	(1.002)	67535	0.16084	21.367
138	4,4'-Methylene bis(o-chloroan	231	Compound Not Detected.					
139	bis(2-ethylhexyl)Phthalate	149	Compound Not Detected.					
140	Di-n-octylphthalate	149	Compound Not Detected.					
141	Benzo(b)fluoranthene	252	9.756	9.739	(0.955)	104230	0.21821	28.989(M)
142	Benzo(k)fluoranthene	252	Compound Not Detected.					
146	Benzo(a)pyrene	252	Compound Not Detected.					
149	Indeno(1,2,3-cd)pyrene	276	Compound Not Detected.					
150	Dibenz(a,h)anthracene	278	Compound Not Detected.					
151	Benzo(g,h,i)perylene	276	Compound Not Detected.					
$ 154	Nitrobenzene-d5	82	3.833	3.839	(0.880)	320518	2.40748	319.82
$ 155	2-Fluorobiphenyl	172	5.127	5.127	(0.909)	671223	2.74598	364.79
$ 156	Terphenyl-d14	244	7.915	7.910	(0.905)	1168510	4.01287	533.09
$ 157	Phenol-d5	99	3.174	3.175	(0.918)	513145	4.44460	590.45
$ 158	2-Fluorophenol	112	2.598	2.592	(0.752)	366458	4.25975	565.89
$ 159	2,4,6-Tribromophenol	330	6.221	6.221	(1.103)	134105	4.23260	562.28
$ 186	2-Chlorophenol-d4	132	3.310	3.310	(0.957)	411963	4.63170	615.30
$ 187	1,2-Dichlorobenzene-d4	152	3.568	3.575	(1.032)	113903	1.88233	250.06
M 195	Cresols, total	100	Compound Not Detected.					
101	Diphenylamine	169	Compound Not Detected.					

QC Flag Legend

Q - Qualifier signal failed the ratio test.
M - Compound response manually integrated.

TestAmerica North Canton

INTERNAL STANDARD COMPOUNDS
AREA AND RT SUMMARY

Instrument ID: a4ag2.i
Lab File ID: LV2D21AD.D
Lab Smp Id: LV2D21AD
Analysis Type: SV
Quant Type: ISTD
Operator: 046900
Method File: \\cansvr11\dd\chem\MSS\a4ag2.i\00311A.b\8270C-625.m
Misc Info:

Calibration Date: 11-MAR-2010
Calibration Time: 07:40
Client Smp ID: B12SB-028-5087-SO
Level: LOW
Sample Type: SOIL

		AREA LIMIT			
COMPOUND	STANDARD	LOWER	UPPER	SAMPLE	%DIFF
1 1,4-Dichlorobenze	259601	129801	519202	152304	-41.33
2 Naphthalene-d8	1078163	539082	2156326	671353	-37.73
3 Acenaphthene-d10	568794	284397	1137588	425347	-25.22
4 Phenanthrene-d10	913603	456802	1827206	750241	-17.88
5 Chrysene-d12	1135801	567901	2271602	923728	-18.67
6 Perylene-d12	986779	493390	1973558	875310	-11.30

		RT LIMIT			
COMPOUND	STANDARD	LOWER	UPPER	SAMPLE	%DIFF
1 1,4-Dichlorobenze	3.46	2.96	3.96	3.46	-0.18
2 Naphthalene-d8	4.36	3.86	4.86	4.36	-0.01
3 Acenaphthene-d10	5.64	5.14	6.14	5.64	-0.01
4 Phenanthrene-d10	6.74	6.24	7.24	6.74	-0.00
5 Chrysene-d12	8.75	8.25	9.25	8.75	0.06
6 Perylene-d12	10.18	9.68	10.68	10.22	0.40

AREA UPPER LIMIT = +100% of internal standard area.
AREA LOWER LIMIT = - 50% of internal standard area.
RT UPPER LIMIT = + 0.50 minutes of internal standard RT.
RT LOWER LIMIT = - 0.50 minutes of internal standard RT.

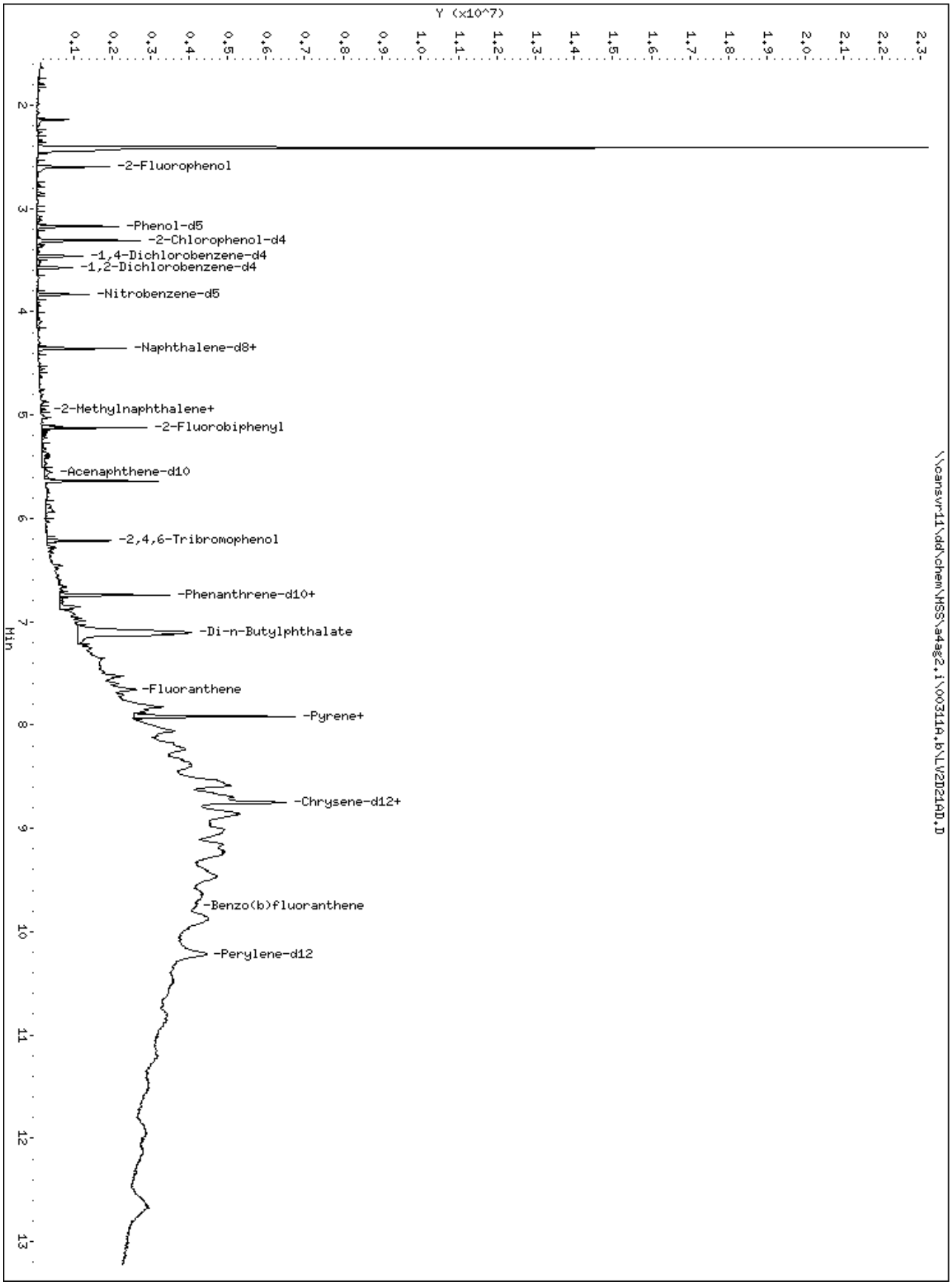
Y (x10^7)
0.1
0.2
0.3
0.4
0.5
0.6
0.7
0.8
0.9
1.0
1.1
1.2
1.3
1.4
1.5
1.6
1.7
1.8
1.9
2.0
2.1
2.2
2.3
2
3
4
5
6
7
8
9
10
11
12
13
Min
-2-Fluorophenol
-Phenol-d5
-2-Chlorophenol-d4
-1,4-Dichlorobenzene-d4
-1,2-Dichlorobenzene-d4
-Nitrobenzene-d5
-Naphthalene-d8+
-2-Methylnaphthalene+
-2-Fluorobiphenyl
-Acenaphthene-d10
-2,4,6-Tribromophenol
-Phenanthrene-d10+
-Di-n-Butylphthalate
-Fluoranthene
-Pyrene+
-Chrysene-d12+
-Benzo(b)fluoranthene
-Perylene-d12
\\cansvr11\dd\chem\HSS\a4ag2.i\00311A.b\LW2D21AD.D

51 Naphthalene

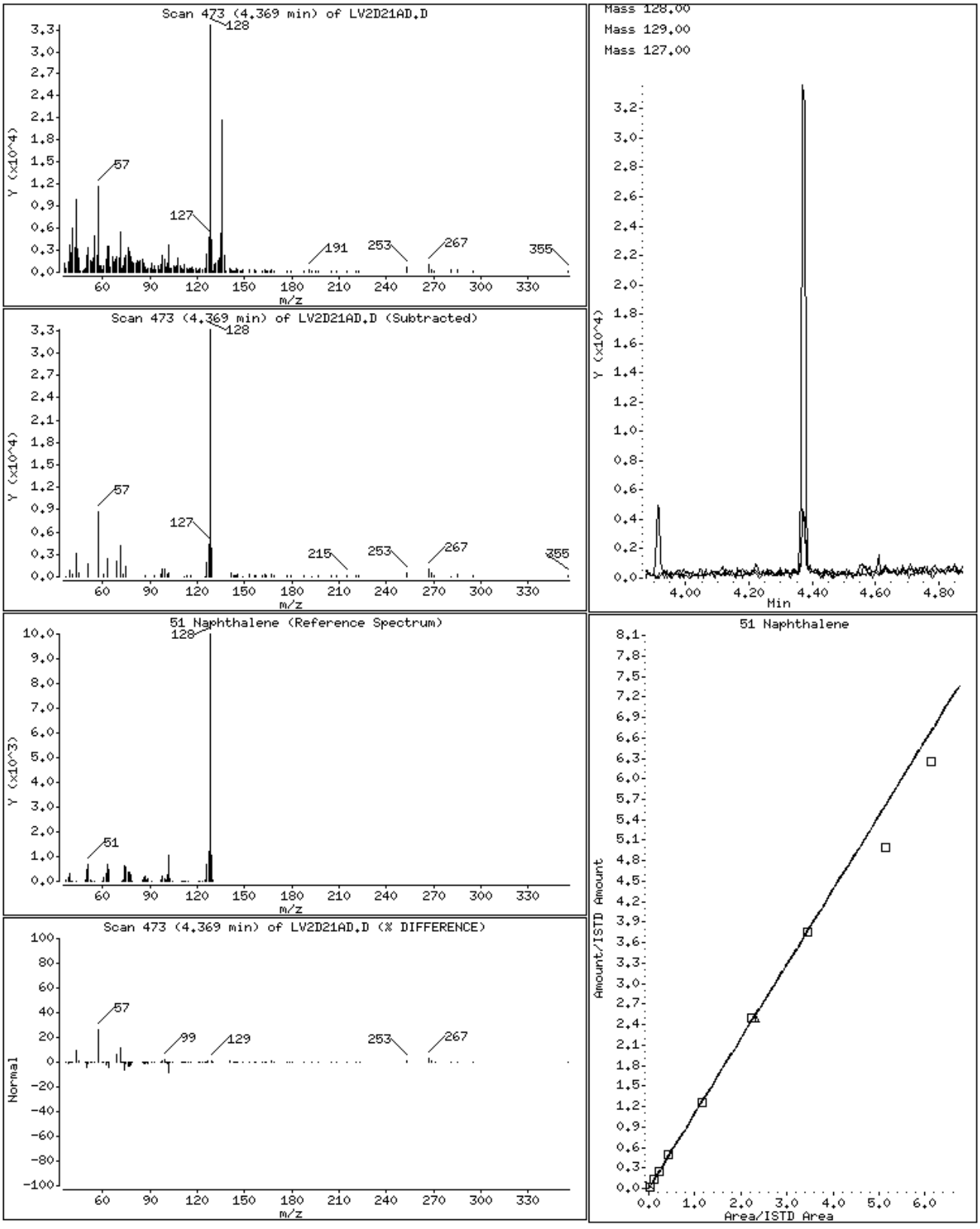

62 2-Methylnaphthalene

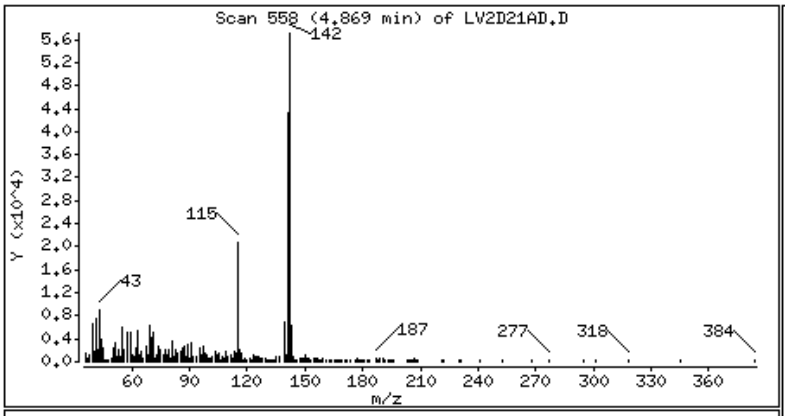

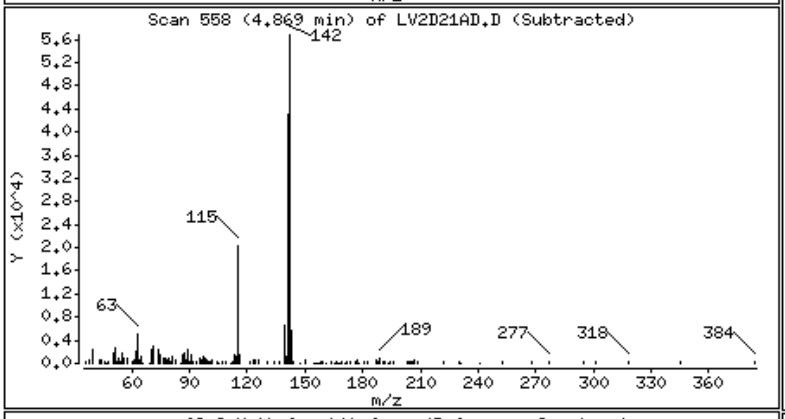

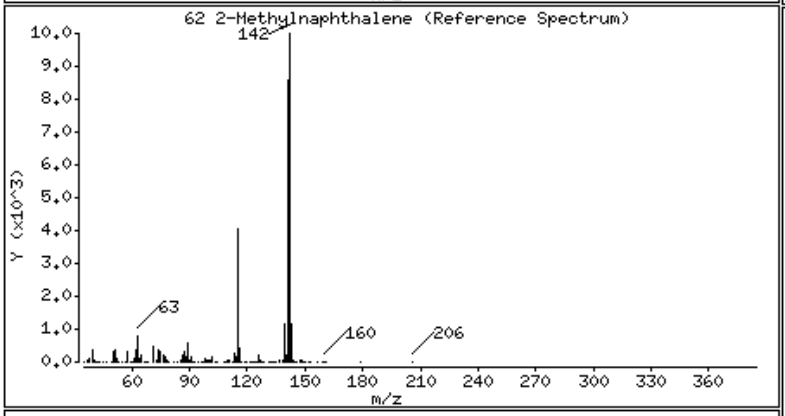

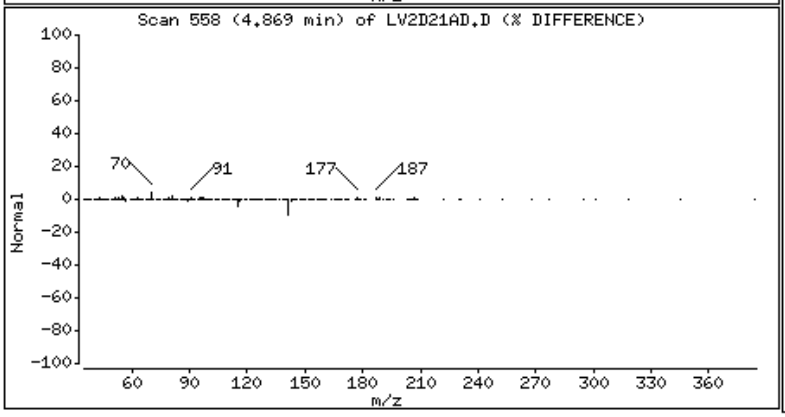

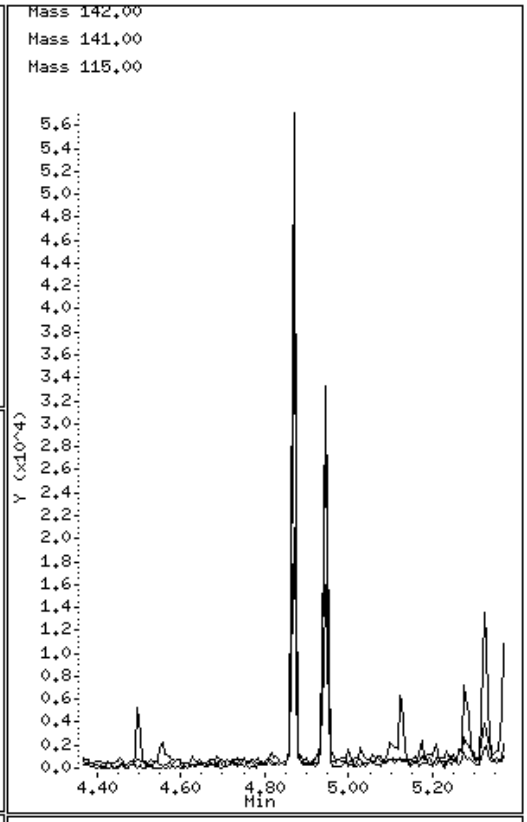

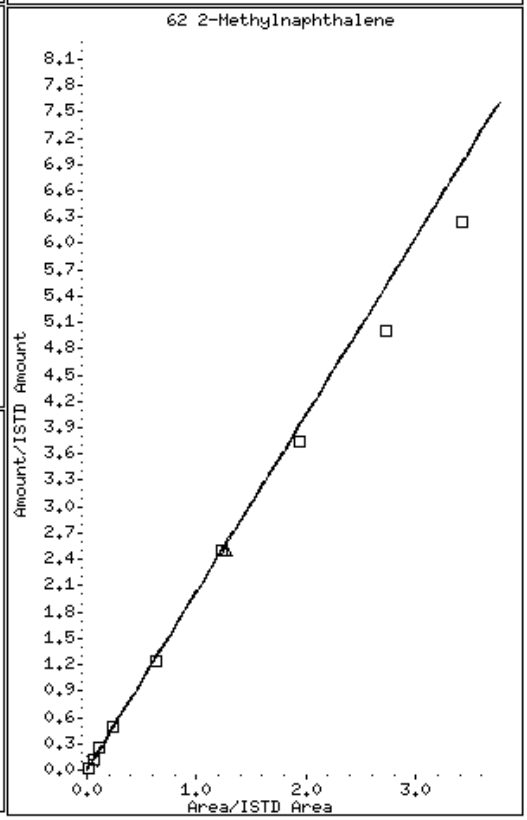

63 1-Methylnaphthalene

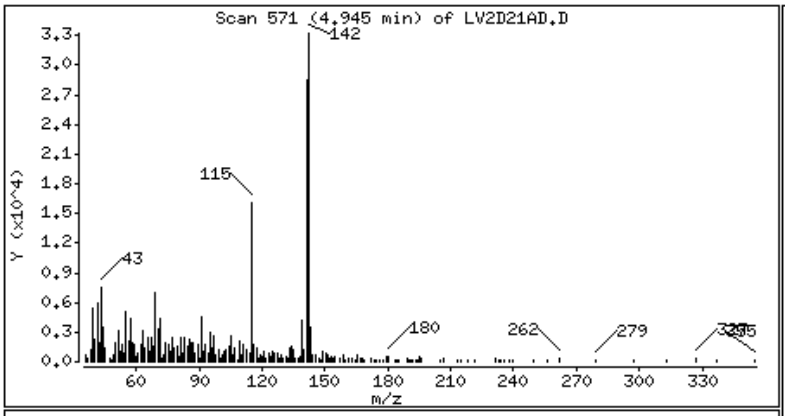

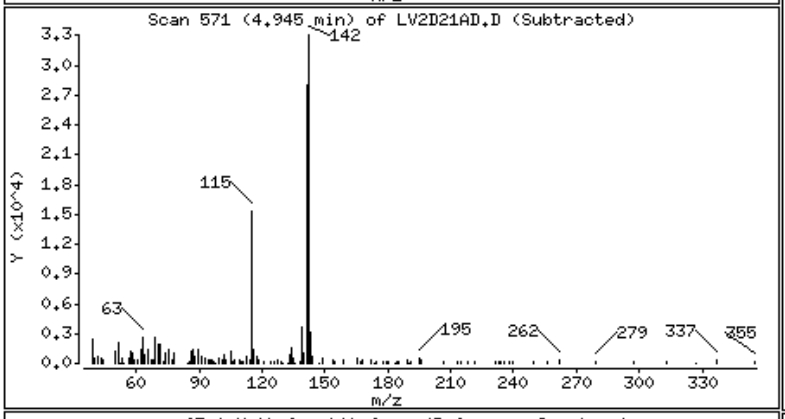

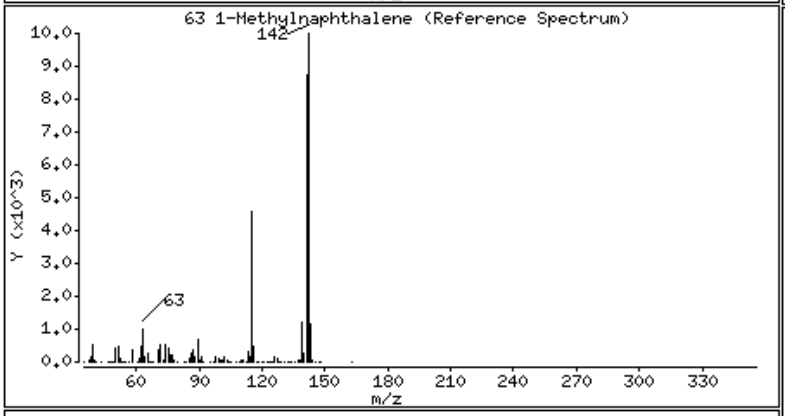

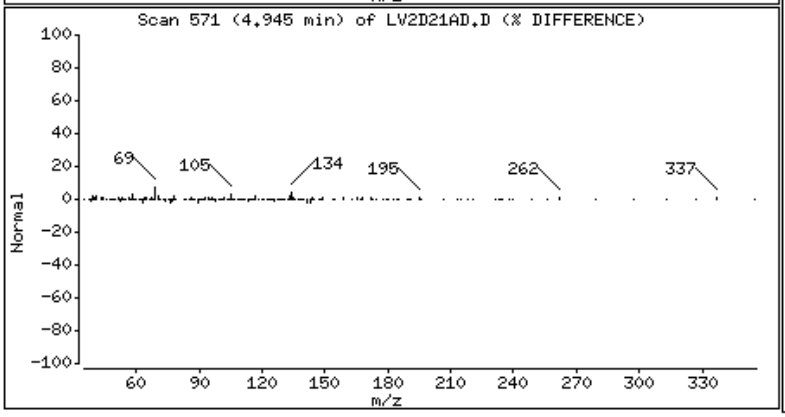

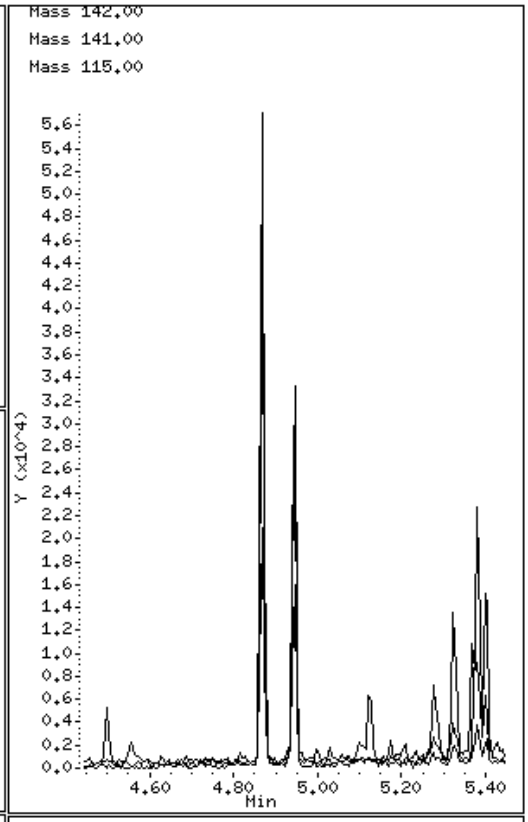

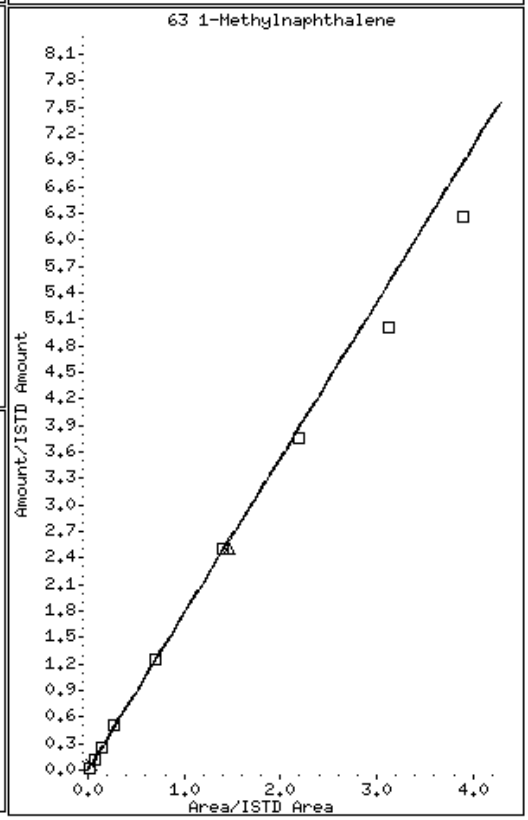

115 Phenanthrene

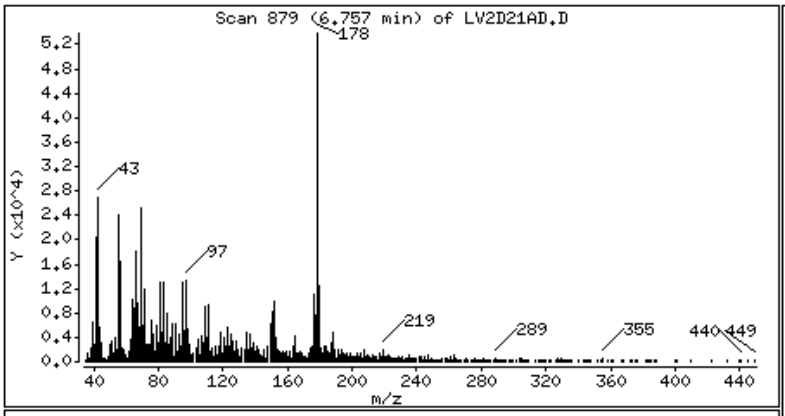

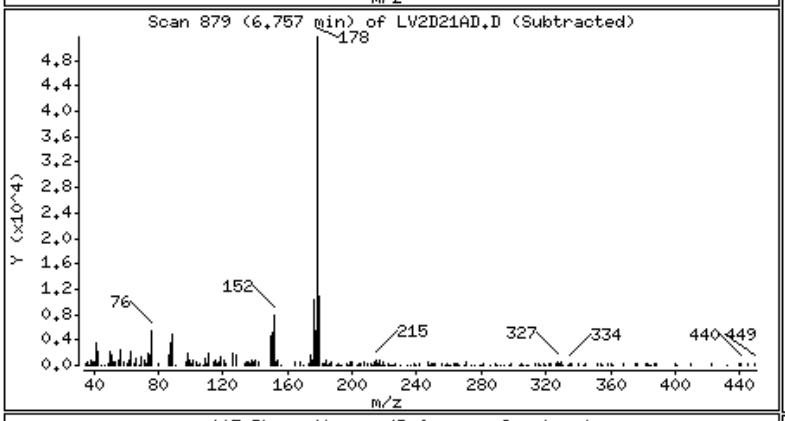

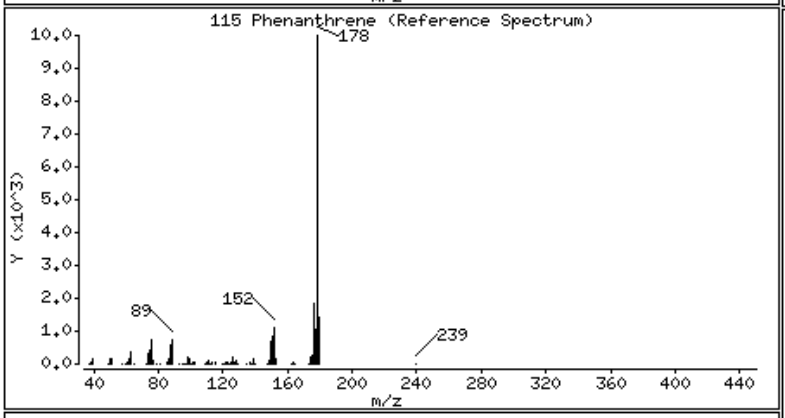

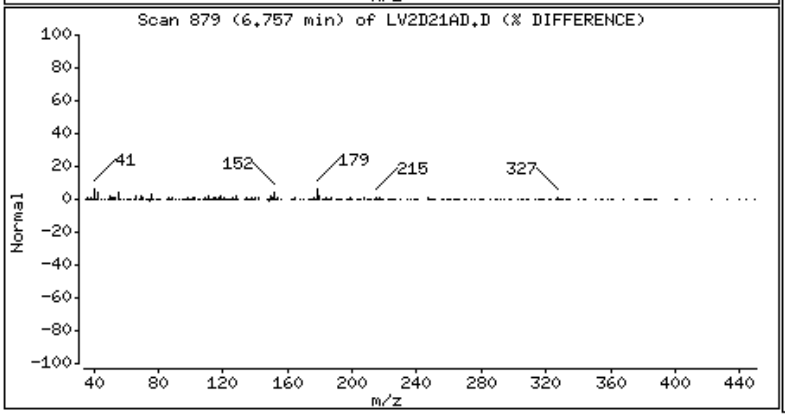

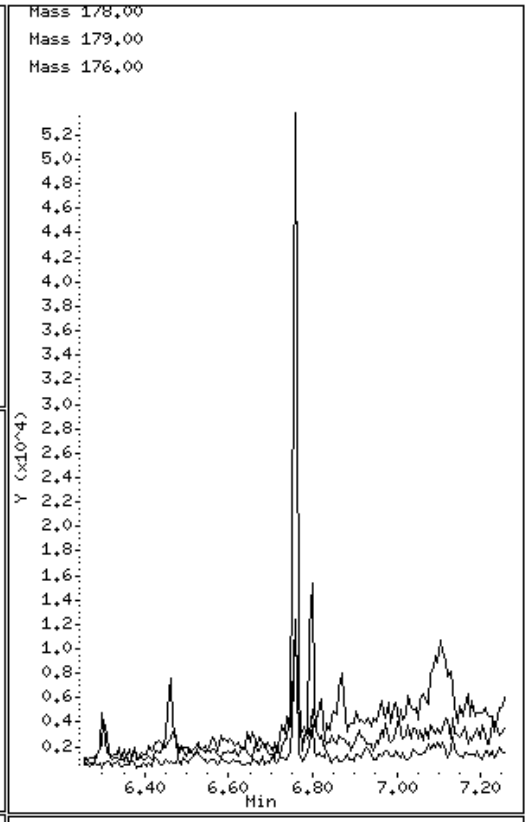

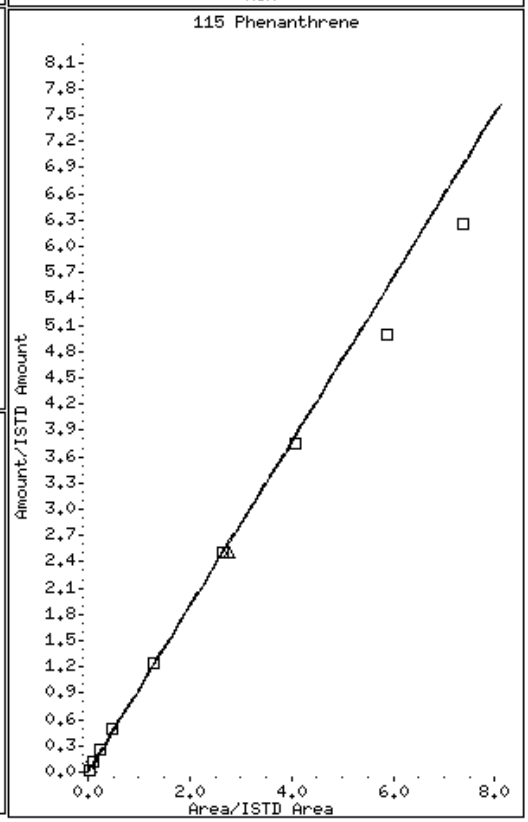

120 Di-n-Butylphthalate

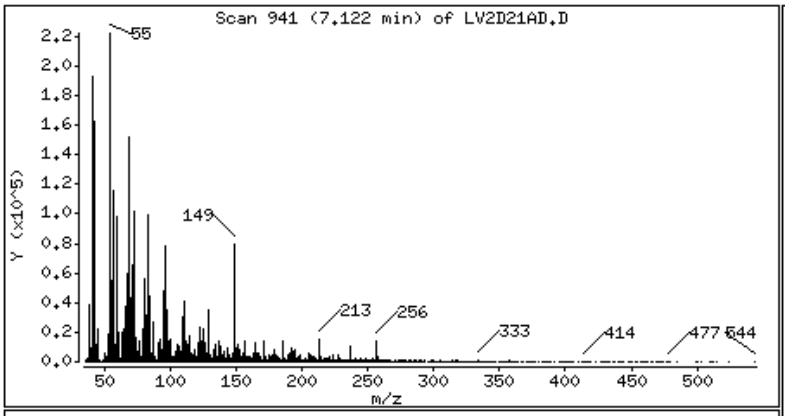

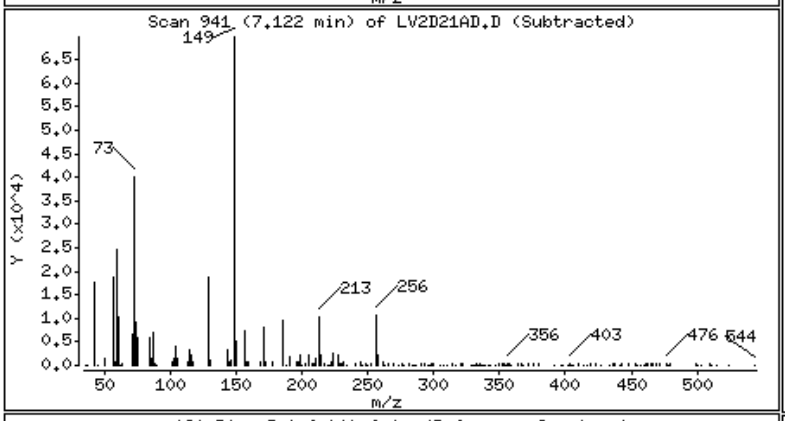

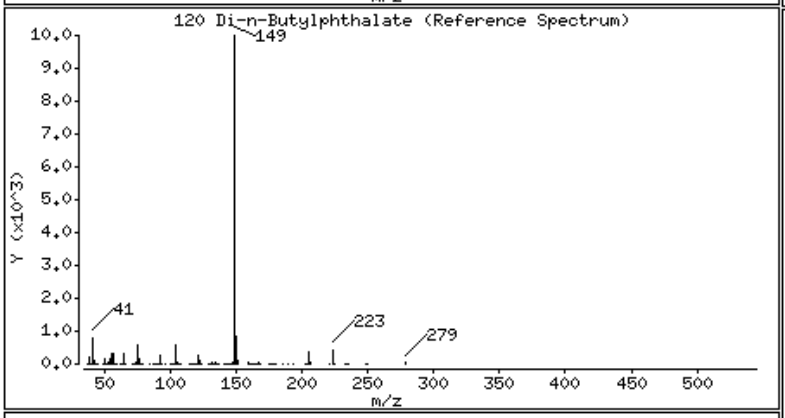

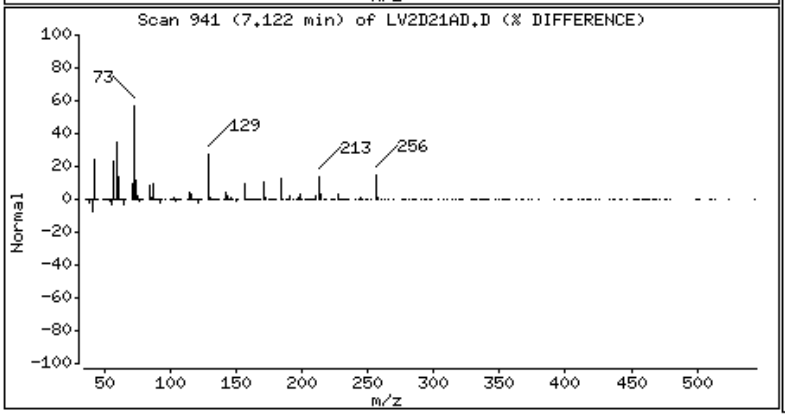

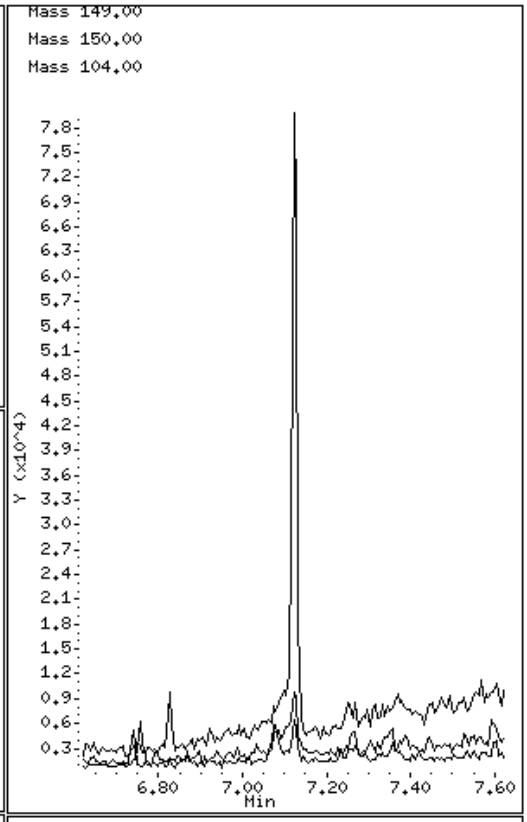

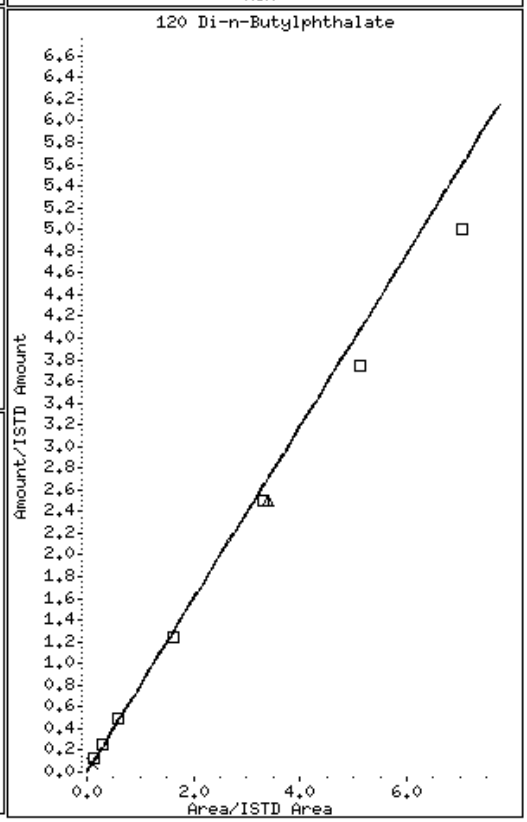

123 Fluoranthene

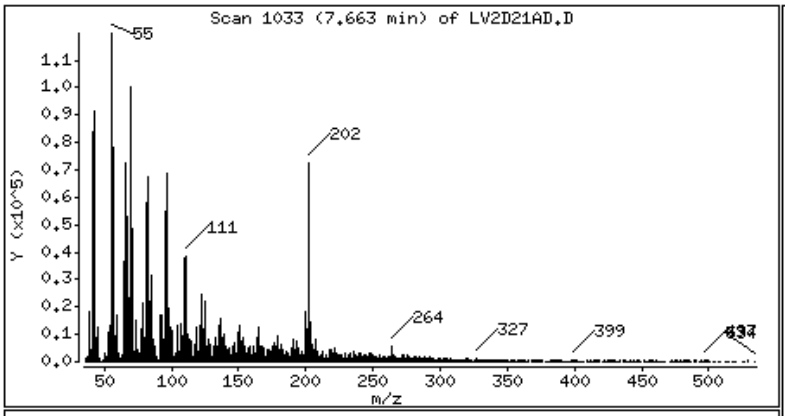

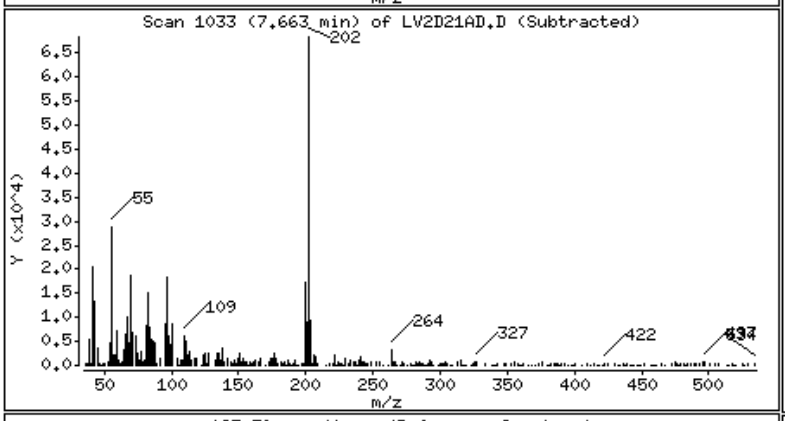

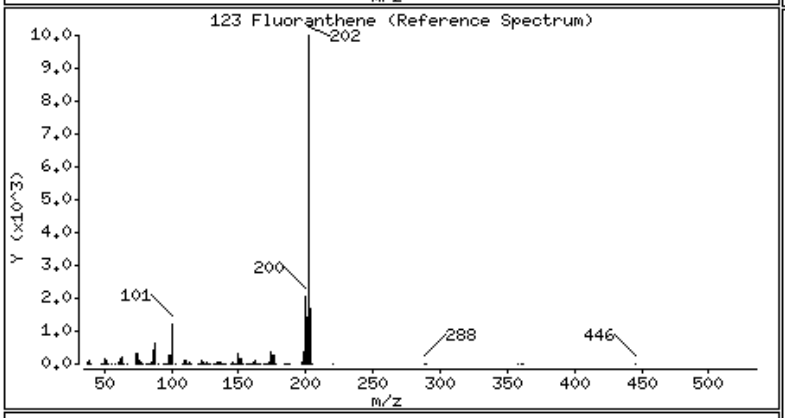

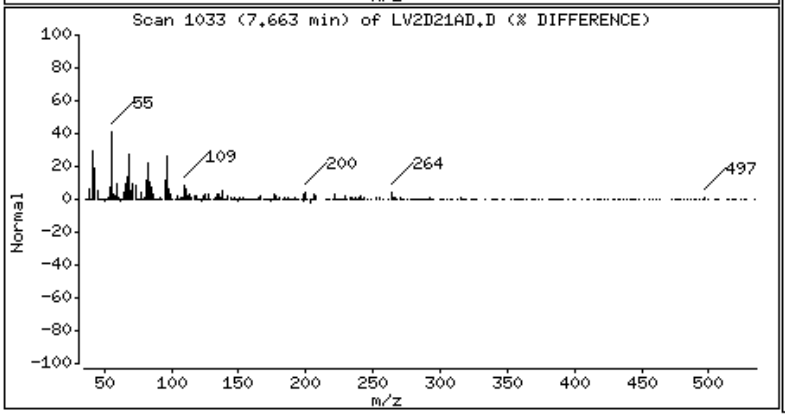

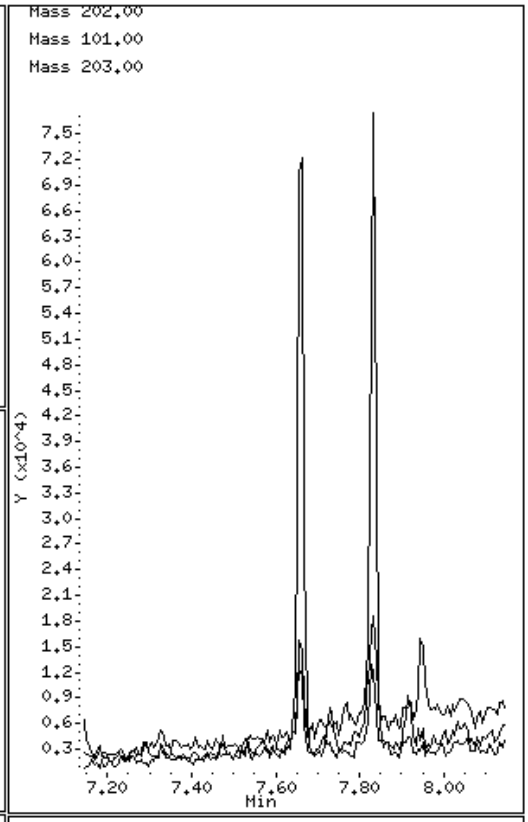

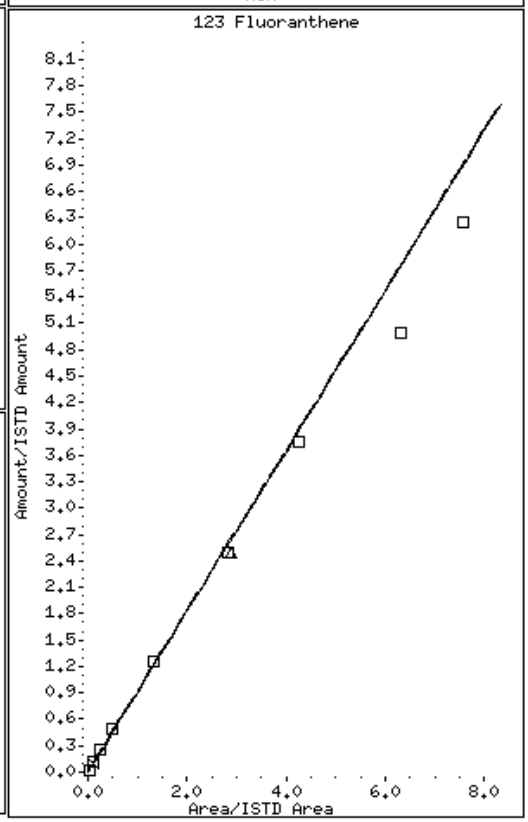

125 Pyrene

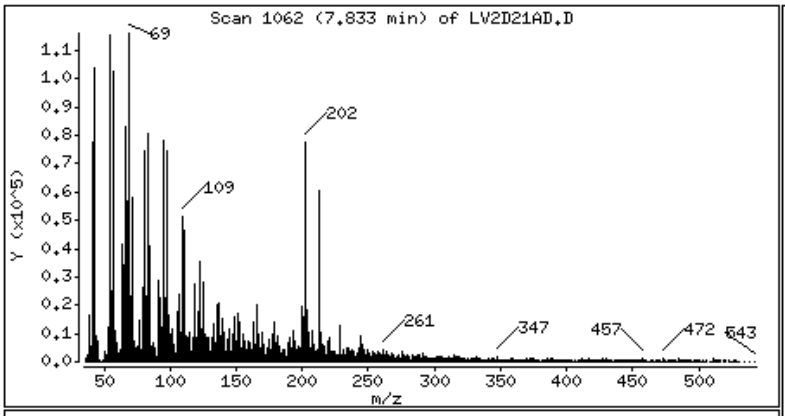
Scan 1062 (7.833 min) of LV2D21AD.D
Y (x10^5)
m/z
69
109
202
261
347
457
472
643

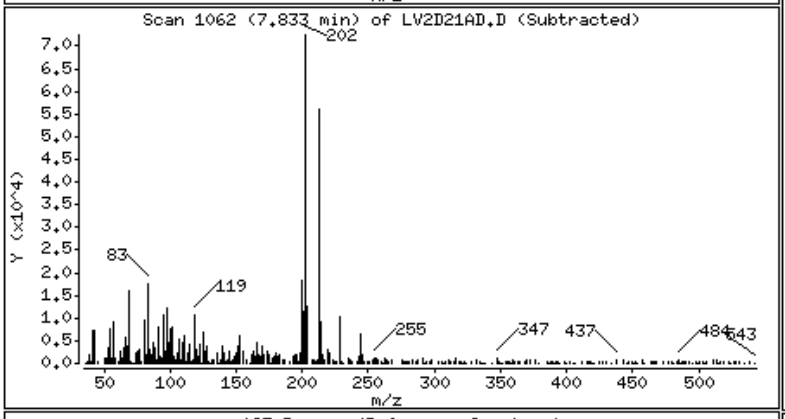
Scan 1062 (7.833 min) of LV2D21AD.D (Subtracted)
Y (x10^4)
m/z
83
119
202
255
347
437
484
643

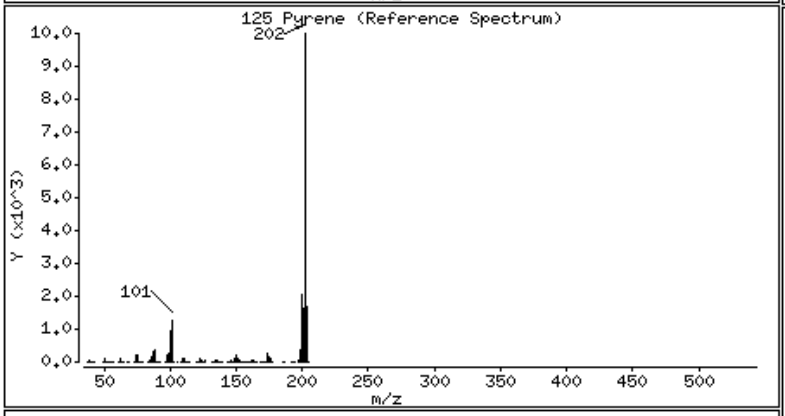
125 Pyrene (Reference Spectrum)
Y (x10^3)
m/z
101
202

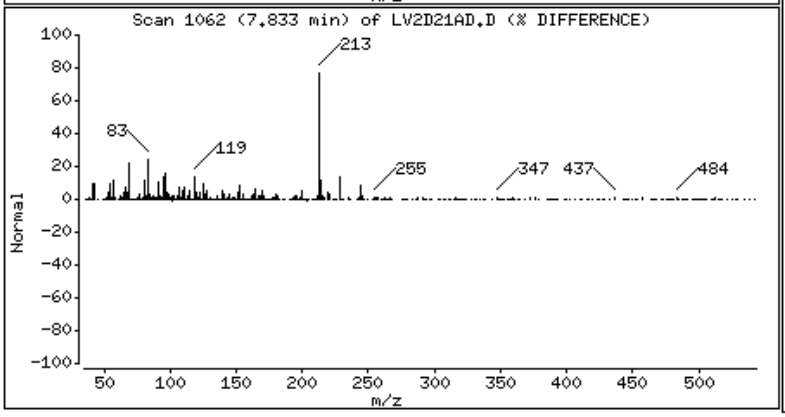
Scan 1062 (7.833 min) of LV2D21AD.D (% DIFFERENCE)
Normal
m/z
83
119
213
255
347
437
484

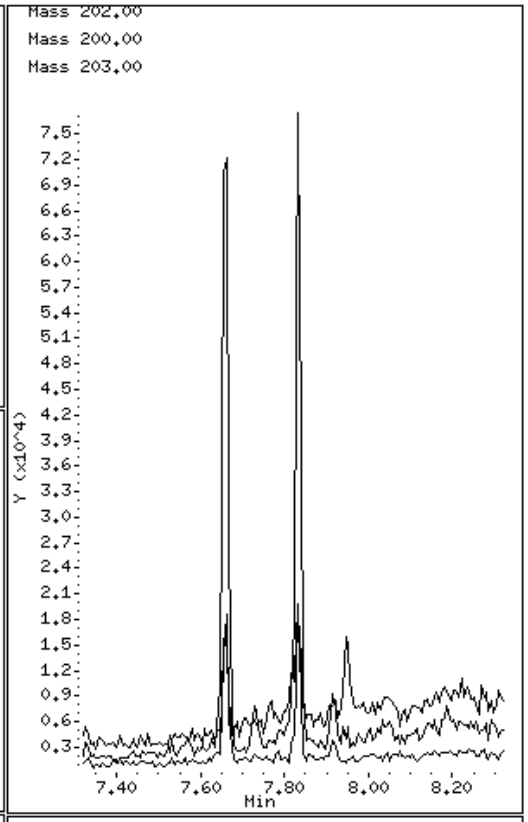
Mass 202.00
Mass 200.00
Mass 203.00
Y (x10^4)
Min

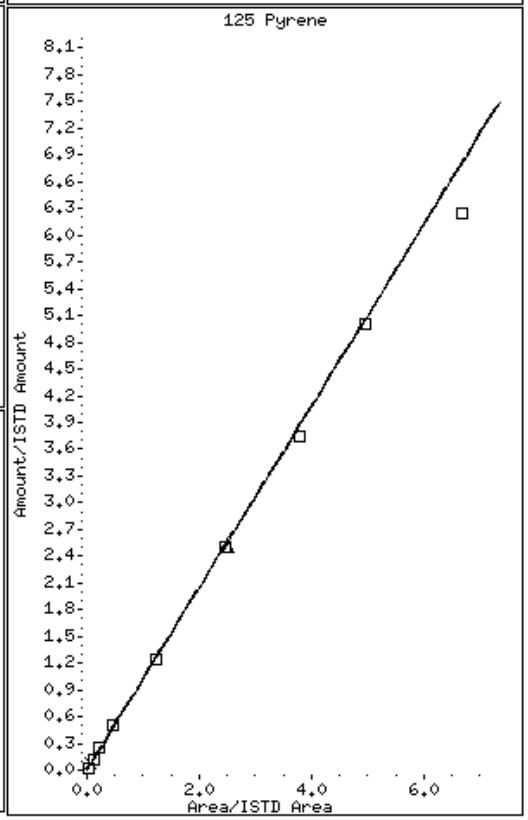
125 Pyrene
Amount/ISTD Amount
Area/ISTD Area

136 Benzo(a)Anthracene

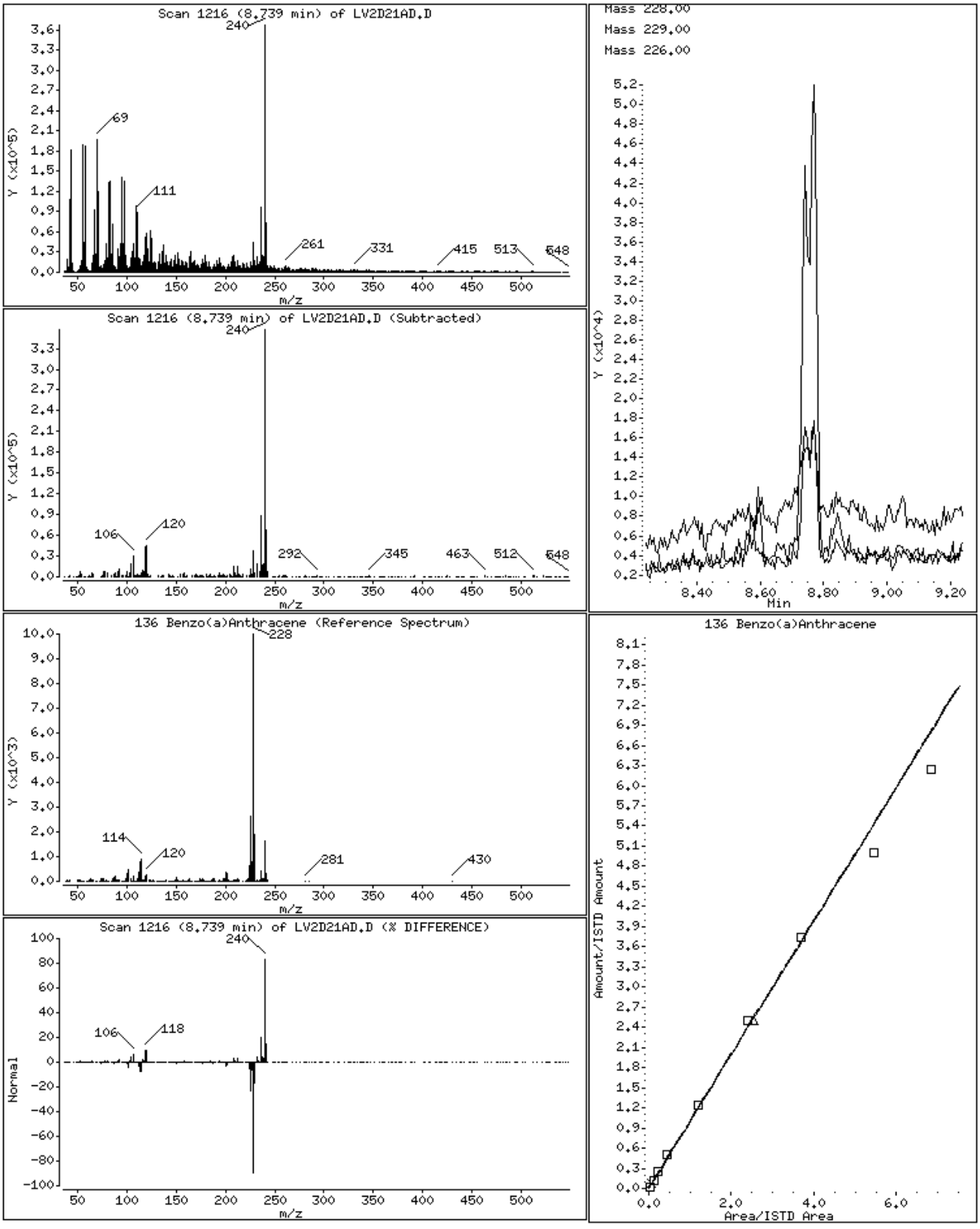

137 Chrysene

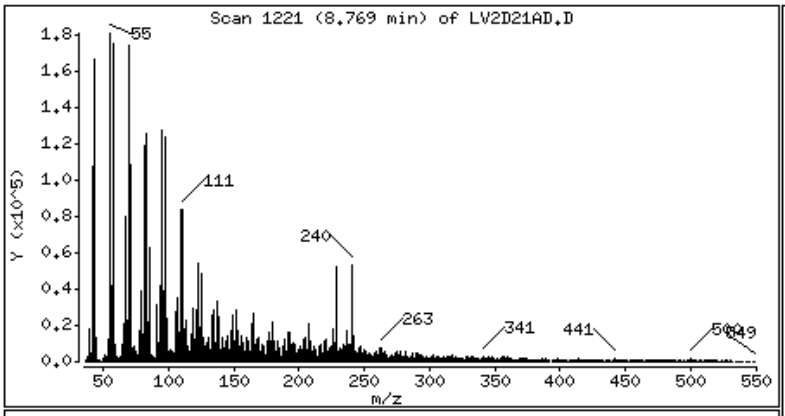

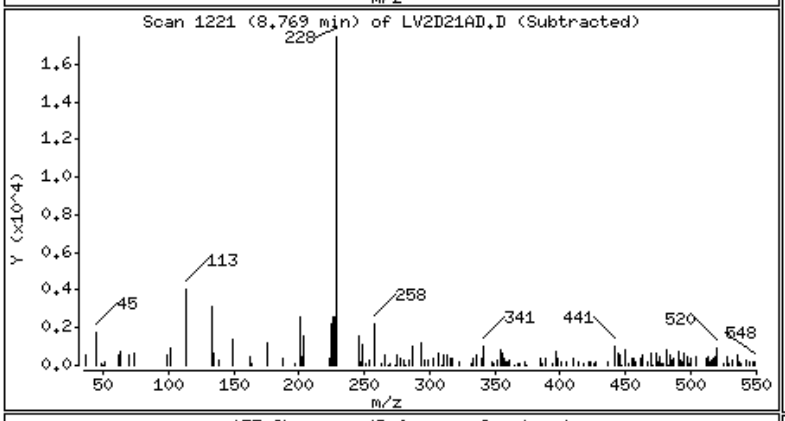

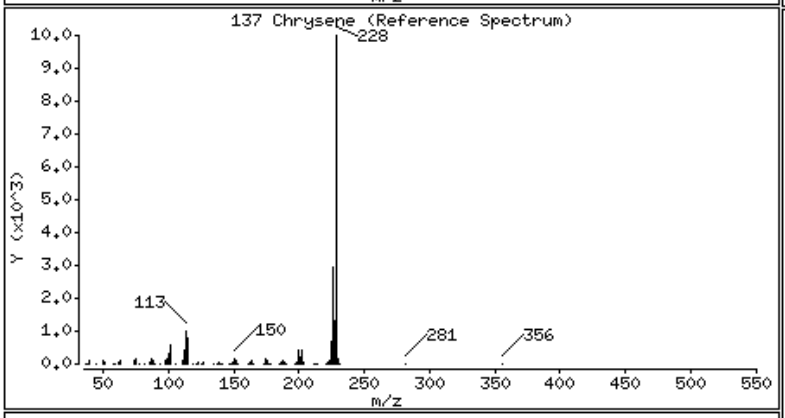

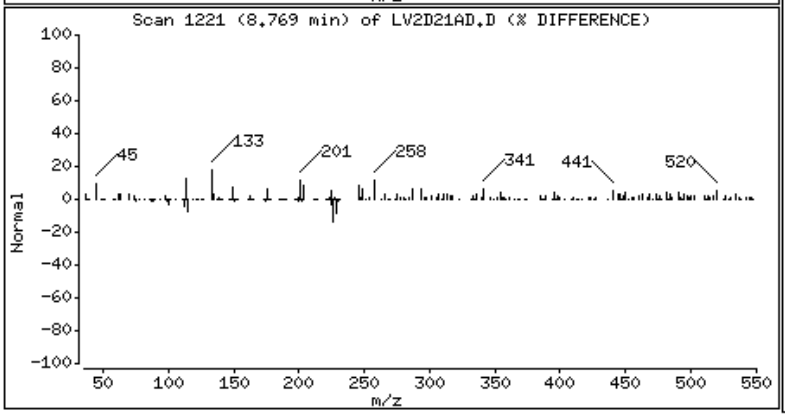

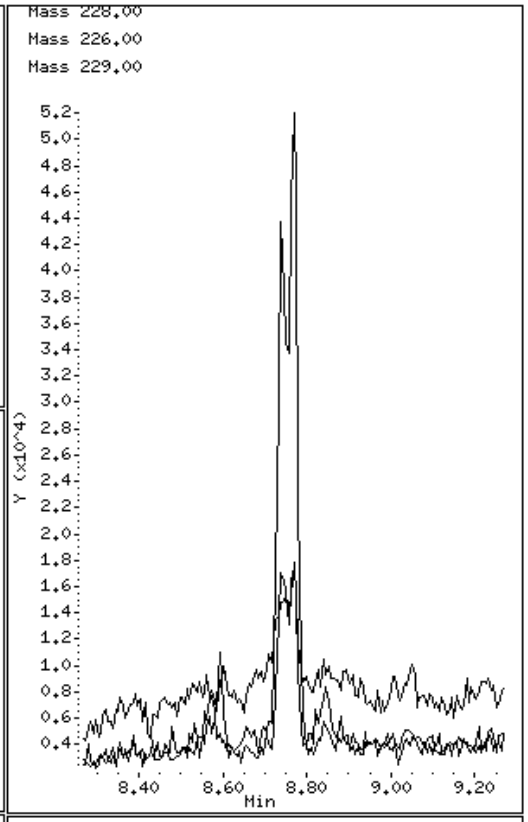

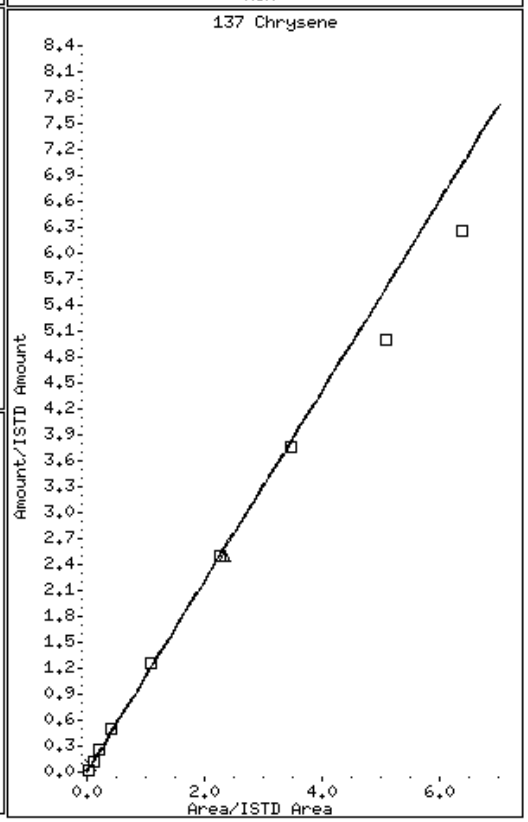

141 Benzo(b)fluoranthene

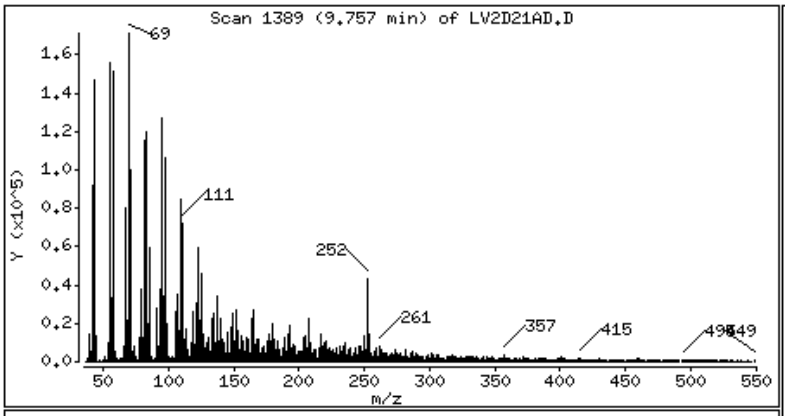

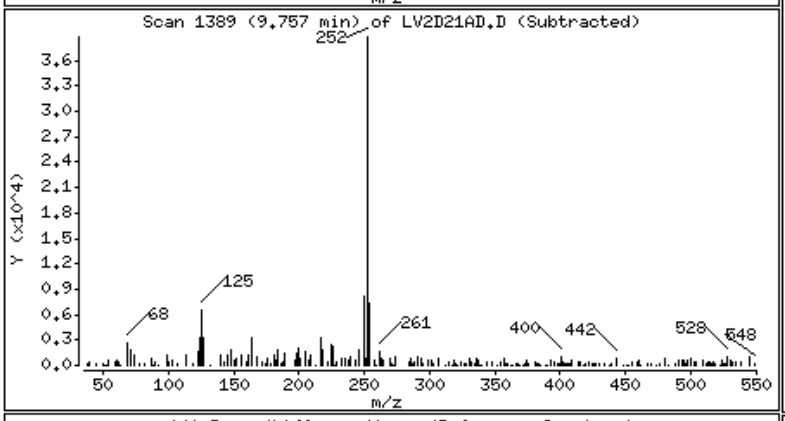

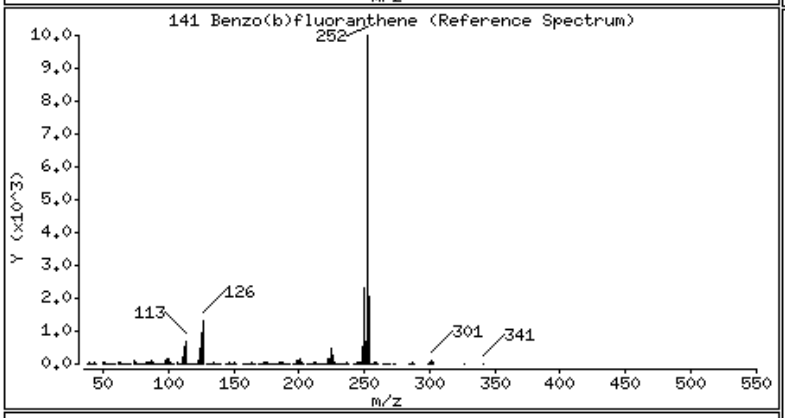

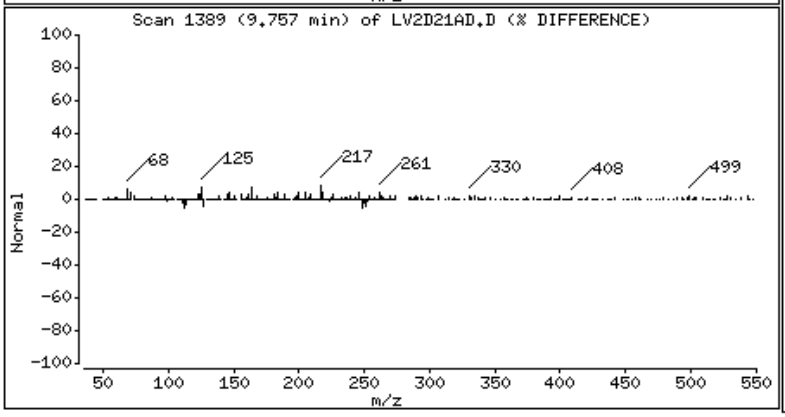

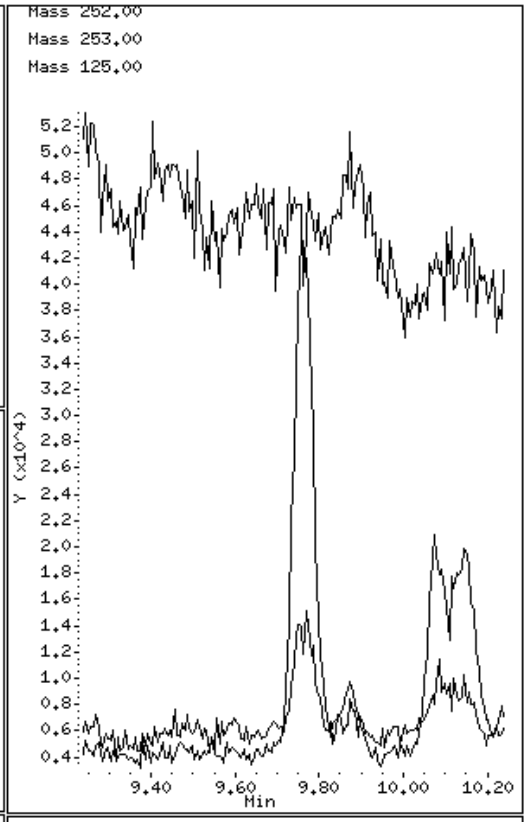

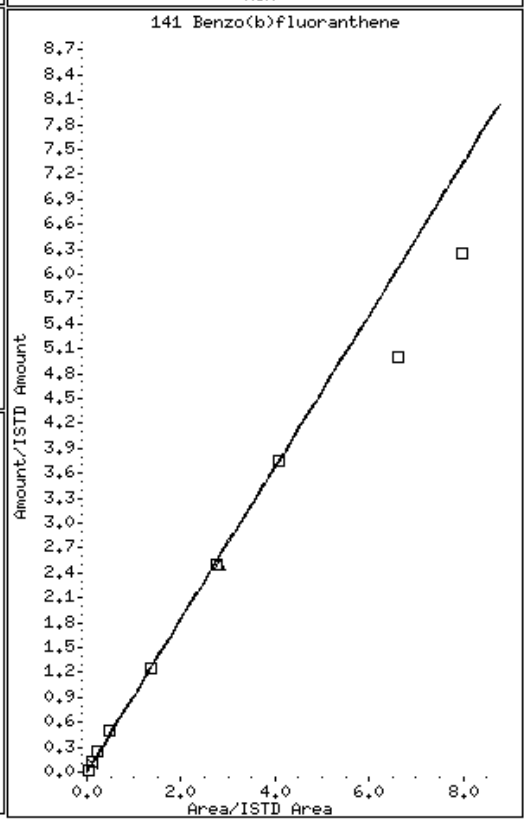

Data File Name: LV2D21AD.D
Inj. Date and Time: 11-MAR-2010 08:50
Instrument ID: a4ag2.i
Client ID: B12SB-028-5087-SO
Compound Name: Benzo(b)fluoranthene
CAS #: 205-99-2
Report Date: 03/12/2010

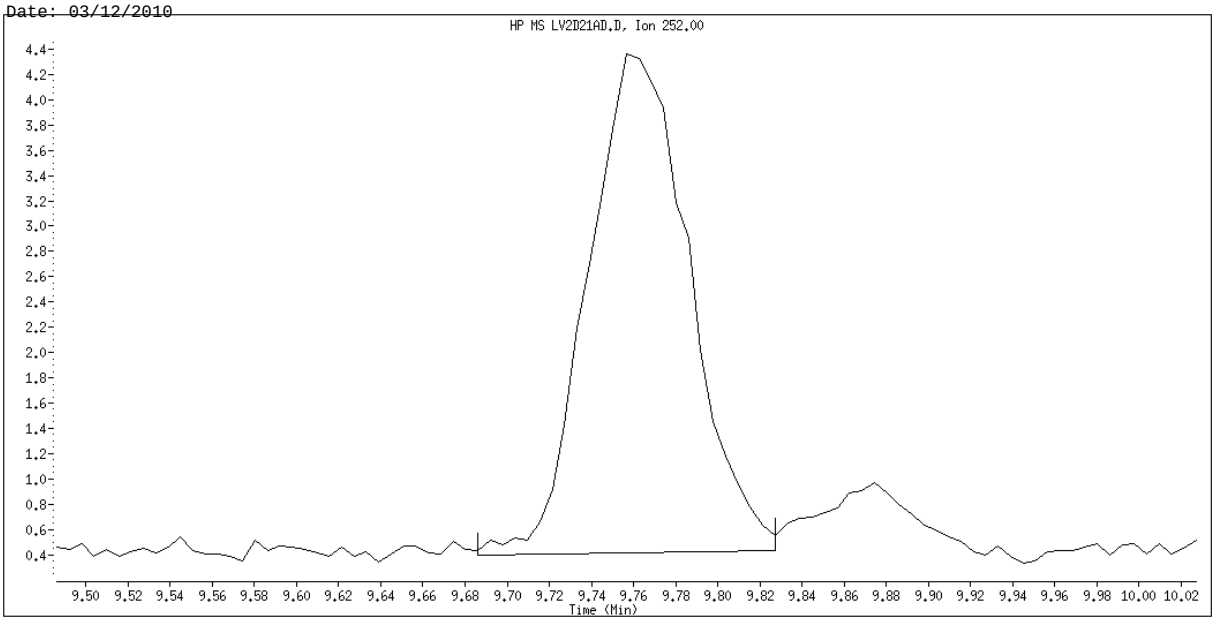

Original Integration

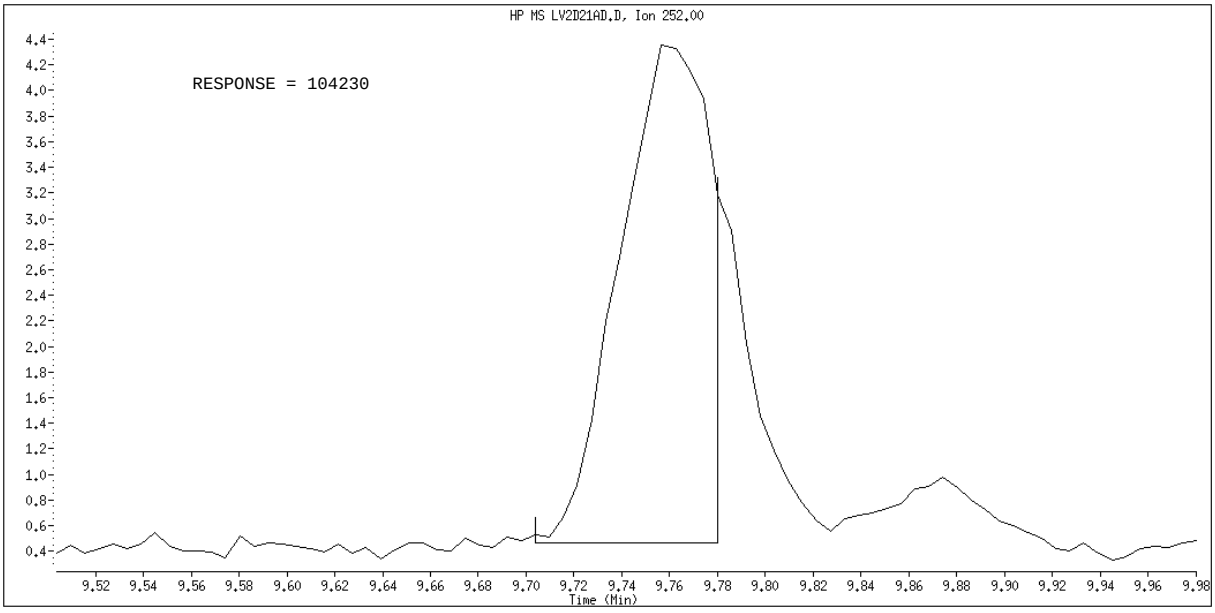

Manual Integration

Manually Integrated By: hulat
Manual Integration Reason: Poor Chromatography

Science Applications International Corp

Client Sample ID: B12SB-028-5088-SO

GC/MS Semivolatiles

Lot-Sample #...: A0B240490-004 **Work Order #...:** LV2D51AP **Matrix.....:** SO
Date Sampled...: 02/23/10 10:45 **Date Received..:** 02/24/10
Prep Date.....: 02/25/10 **Analysis Date..:** 03/11/10
Prep Batch #...: 0056040
Dilution Factor: 1 **Initial Wgt/Vol:** 30.03 g **Final Wgt/Vol..:** 2 mL
% Moisture.....: 18 **Method.....:** SW846 8270C

PARAMETER	RESULT	REPORTING LIMIT	UNITS	MDL
Acenaphthene	ND	61	ug/kg	4.0
Acenaphthylene	ND	61	ug/kg	4.0
Anthracene	ND	61	ug/kg	4.0
Benzo(a)anthracene	ND	61	ug/kg	4.0
Benzo(b)fluoranthene	ND	61	ug/kg	4.0
Benzo(k)fluoranthene	ND	61	ug/kg	4.0
Benzoic acid	ND	970	ug/kg	400
Benzo(ghi)perylene	ND	61	ug/kg	4.0
Benzo(a)pyrene	ND	61	ug/kg	4.0
Benzyl alcohol	ND	400	ug/kg	26
bis(2-Chloroethoxy) methane	ND	400	ug/kg	27
bis(2-Chloroethyl)-ether	ND	400	ug/kg	2.4
bis(2-Chloroisopropyl) ether	ND	400	ug/kg	12
bis(2-Ethylhexyl) phthalate	ND	400	ug/kg	23
4-Bromophenyl phenyl ether	ND	400	ug/kg	16
Butyl benzyl phthalate	ND	400	ug/kg	12
Carbazole	ND	61	ug/kg	33
4-Chloroaniline	ND	400	ug/kg	21
4-Chloro-3-methylphenol	ND	400	ug/kg	26
2-Chloronaphthalene	ND	400	ug/kg	4.0
2-Chlorophenol	ND	400	ug/kg	33
4-Chlorophenyl phenyl ether	ND	400	ug/kg	16
Dibenzo(a,h)anthracene	ND	61	ug/kg	4.0
Dibenzofuran	ND	400	ug/kg	24
Di-n-butyl phthalate	ND	400	ug/kg	18
1,2-Dichlorobenzene	ND	400	ug/kg	12
1,3-Dichlorobenzene	ND	400	ug/kg	13
1,4-Dichlorobenzene	ND	400	ug/kg	24
3,3'-Dichlorobenzidine	ND	400	ug/kg	22
2,4-Dichlorophenol	ND	400	ug/kg	24
Diethyl phthalate	ND	400	ug/kg	19
2,4-Dimethylphenol	ND	400	ug/kg	24

(Continued on next page)

Science Applications International Corp

Client Sample ID: B12SB-028-5088-SO

GC/MS Semivolatiles

Lot-Sample #...: A0B240490-004 **Work Order #...:** LV2D51AP **Matrix.....:** SO

PARAMETER	RESULT	REPORTING LIMIT	UNITS	MDL
Dimethyl phthalate	ND	400	ug/kg	21
4,6-Dinitro-2-methylphenol	ND	970	ug/kg	97
2,4-Dinitrophenol	ND	970	ug/kg	97
2,4-Dinitrotoluene	ND	400	ug/kg	33
2,6-Dinitrotoluene	ND	400	ug/kg	26
Di-n-octyl phthalate	ND	400	ug/kg	33
Fluoranthene	**66**	**61**	**ug/kg**	**4.0**
Fluorene	ND	61	ug/kg	4.0
Hexachlorobenzene	ND	400	ug/kg	2.6
Hexachlorobutadiene	ND	400	ug/kg	33
Hexachlorocyclopenta-diene	ND	400	ug/kg	33
Hexachloroethane	ND	400	ug/kg	11
Indeno(1,2,3-cd)pyrene	ND	61	ug/kg	4.0
Isophorone	ND	400	ug/kg	16
2-Methylnaphthalene	ND	400	ug/kg	4.0
2-Methylphenol	ND	400	ug/kg	97
3-Methylphenol & 4-Methylphenol	ND	400	ug/kg	24
Naphthalene	ND	61	ug/kg	4.0
2-Nitroaniline	ND	970	ug/kg	11
3-Nitroaniline	ND	970	ug/kg	19
4-Nitroaniline	ND	970	ug/kg	32
Nitrobenzene	ND	400	ug/kg	2.7
2-Nitrophenol	ND	400	ug/kg	33
4-Nitrophenol	ND	970	ug/kg	97
N-Nitrosodiphenylamine	ND	400	ug/kg	26
N-Nitrosodi-n-propyl-amine	ND	400	ug/kg	33
Pentachlorophenol	ND	400	ug/kg	97
Phenanthrene	ND	61	ug/kg	4.0
Phenol	ND	400	ug/kg	33
Pyrene	**32 J**	**61**	**ug/kg**	**4.0**
1,2,4-Trichloro-benzene	ND	400	ug/kg	33
2,4,5-Trichloro-phenol	ND	400	ug/kg	30
2,4,6-Trichloro-phenol	ND	400	ug/kg	97
Chrysene	ND	61	ug/kg	1.3

(Continued on next page)

Science Applications International Corp

Client Sample ID: B12SB-028-5088-SO

GC/MS Semivolatiles

Lot-Sample #...: A0B240490-004 **Work Order #...:** LV2D51AP **Matrix.....:** SO

SURROGATE	PERCENT RECOVERY	RECOVERY LIMITS
2-Fluorobiphenyl	68	(45 - 105)
2-Fluorophenol	80	(35 - 105)
Phenol-d5	81	(40 - 100)
2,4,6-Tribromophenol	70	(35 - 125)
Nitrobenzene-d5	68	(35 - 100)
Terphenyl-d14	89	(30 - 125)

NOTE(S):

Results and reporting limits have been adjusted for dry weight.

J Estimated: The analyte was positively identified; the quanitation is estimated.

TestAmerica North Canton

Semivolatile REPORT SW-846 Method 8270

Data file : \\cansvr11\dd\chem\MSS\a4ag2.i\00311A.b\LV2D51AP.D
Lab Smp Id: LV2D51AP Client Smp ID: B12SB-028-5088-SO
Inj Date : 11-MAR-2010 08:33
Operator : 046900 Inst ID: a4ag2.i
Smp Info : LV2D51AP,00311A.b,8270C-625,3-827042.SUB
Misc Info :
Comment   :
Method   : \\cansvr11\dd\chem\MSS\a4ag2.i\00311A.b\8270C-625.m
Meth Date : 12-Mar-2010 07:29 hulat Quant Type: ISTD
Cal Date : 10-MAR-2010 09:48 Cal File: 2SML0310.D
Als bottle: 5
Dil Factor: 1.00000
Integrator: HP RTE Compound Sublist: 3-827042.SUB
Target Version: 4.14
Processing Host: CANPMSSV04

Concentration Formula: Amt * DF * Uf * Vt/(Vi * Ws) * CpndVariable

Name	Value	Description
DF	1.000	Dilution Factor
Uf	1.000	ng unit correction factor
Vt	2000.000	Volume of final extract (uL)(1000 low, 2
Vi	0.50000	Volume injected (uL)
Ws	30.030	Weight of sample extracted (g)
Cpnd Variable		Local Compound Variable

Compounds	QUANT SIG MASS	RT	EXP RT	REL RT	RESPONSE	CONCENTRATIONS ON-COLUMN (NG)	FINAL (ug/kg)	
* 1 1,4-Dichlorobenzene-d4	152	3.457	3.463	(1.000)	141477	2.00000		(Q)
* 2 Naphthalene-d8	136	4.351	4.357	(1.000)	612821	2.00000		
* 3 Acenaphthene-d10	164	5.639	5.639	(1.000)	443657	2.00000		
* 4 Phenanthrene-d10	188	6.739	6.739	(1.000)	835179	2.00000		
* 5 Chrysene-d12	240	8.756	8.745	(1.000)	1076792	2.00000		
* 6 Perylene-d12	264	10.268	10.180	(1.000)	937332	2.00000		(H)
198 1,4-Dioxane	88	Compound Not Detected.						
9 Pyridine	79	Compound Not Detected.						
10 N-Nitrosodimethylamine	74	Compound Not Detected.						
12 3-Chloropropionitrile	54	Compound Not Detected.						
209 Benzaldehyde	77	Compound Not Detected.						
21 Aniline	93	Compound Not Detected.						
22 Phenol	94	Compound Not Detected.						
23 bis(2-Chloroethyl)ether	93	Compound Not Detected.						
24 2-Chlorophenol	128	Compound Not Detected.						
26 1,3-Dichlorobenzene	146	Compound Not Detected.						
27 1,4-Dichlorobenzene	146	Compound Not Detected.						
28 1,2-Dichlorobenzene	146	Compound Not Detected.						

29	Benzyl Alcohol	108	Compound Not Detected.
30	2-Methylphenol	108	Compound Not Detected.

	Compounds	QUANT SIG MASS	RT	EXP RT	REL RT	RESPONSE	CONCENTRATIONS ON-COLUMN (NG)	CONCENTRATIONS FINAL (ug/kg)
31	bis(2-Chloroisopropyl)ether	45	Compound Not Detected.					
37	Acetophenone	105	Compound Not Detected.					
32	N-Nitroso-di-n-propylamine	70	Compound Not Detected.					
192	4-Methylphenol	108	Compound Not Detected.					
34	Hexachloroethane	117	Compound Not Detected.					
35	Nitrobenzene	77	Compound Not Detected.					
41	Isophorone	82	Compound Not Detected.					
42	2-Nitrophenol	139	Compound Not Detected.					
43	2,4-Dimethylphenol	107	Compound Not Detected.					
44	bis(2-Chloroethoxy)methane	93	Compound Not Detected.					
46	2,4-Toluenediamene	121	Compound Not Detected.					
47	1,3,5-Trichlorobenzene	180	Compound Not Detected.					
48	2,4-Dichlorophenol	162	Compound Not Detected.					
49	Benzoic Acid	122	Compound Not Detected.					
50	1,2,4-Trichlorobenzene	180	Compound Not Detected.					
51	Naphthalene	128	Compound Not Detected.					
52	4-Chloroaniline	127	Compound Not Detected.					
56	Hexachlorobutadiene	225	Compound Not Detected.					
210	Caprolactam	113	Compound Not Detected.					
57	1,2,3-Trichlorobenzene	180	Compound Not Detected.					
59	4-Chloro-3-Methylphenol	107	Compound Not Detected.					
62	2-Methylnaphthalene	142	Compound Not Detected.					
63	1-Methylnaphthalene	142	Compound Not Detected.					
64	Hexachlorocyclopentadiene	237	Compound Not Detected.					
66	2,4,6-Trichlorophenol	196	Compound Not Detected.					
67	2,4,5-Trichlorophenol	196	Compound Not Detected.					
211	1,1'-Biphenyl	154	Compound Not Detected.					
68	1,2,3,5-Tetrachlorobenzene	216	Compound Not Detected.					
70	2-Chloronaphthalene	162	Compound Not Detected.					
73	2-Nitroaniline	65	Compound Not Detected.					
74	1,2,3,4-Tetrachlorobenzene	216	Compound Not Detected.					
76	Dimethylphthalate	163	Compound Not Detected.					
78	2,6-Dinitrotoluene	165	Compound Not Detected.					
79	Acenaphthylene	152	Compound Not Detected.					
80	1,2-Dinitrobenzene	168	Compound Not Detected.					
81	3-Nitroaniline	138	Compound Not Detected.					
82	Acenaphthene	153	Compound Not Detected.					
83	2,4-Dinitrophenol	184	Compound Not Detected.					
85	4-Nitrophenol	109	Compound Not Detected.					
86	Dibenzofuran	168	Compound Not Detected.					
87	2,4-Dinitrotoluene	165	Compound Not Detected.					
91	2,3,5,6-Tetrachlorophenol	232	Compound Not Detected.					
93	Diethylphthalate	149	Compound Not Detected.					
94	Fluorene	166	Compound Not Detected.					
95	4-Chlorophenyl-phenylether	204	Compound Not Detected.					
96	4-Nitroaniline	138	Compound Not Detected.					
98	4,6-Dinitro-2-methylphenol	198	Compound Not Detected.					
99	N-Nitrosodiphenylamine	169	Compound Not Detected.					
100	1,2-Diphenylhydrazine	77	Compound Not Detected.					
106	4-Bromophenyl-phenylether	248	Compound Not Detected.					
107	Hexachlorobenzene	284	Compound Not Detected.					
212	Atrazine	200	Compound Not Detected.					

111	Pentachlorophenol	266	Compound Not Detected.
115	Phenanthrene	178	Compound Not Detected.

		QUANT SIG					CONCENTRATIONS ON-COLUMN	FINAL
	Compounds	MASS	RT	EXP RT	REL RT	RESPONSE	(NG)	(ug/kg)
	116 Anthracene	178	Compound Not Detected.					
	119 Carbazole	167	Compound Not Detected.					
	120 Di-n-Butylphthalate	149	Compound Not Detected.					
	123 Fluoranthene	202	7.662	7.645	(1.137)	186512	0.40670	54.172
	124 Benzidine	184	Compound Not Detected.					
	125 Pyrene	202	7.833	7.821	(0.895)	105547	0.19968	26.597
	131 Butylbenzylphthalate	149	Compound Not Detected.					
	133 3,3'-Dimethoxybenzidine	244	Compound Not Detected.					
	135 3,3'-Dichlorobenzidine	252	Compound Not Detected.					
	136 Benzo(a)Anthracene	228	Compound Not Detected.					
	137 Chrysene	228	Compound Not Detected.					
	138 4,4'-Methylene bis(o-chloroan	231	Compound Not Detected.					
	139 bis(2-ethylhexyl)Phthalate	149	Compound Not Detected.					
	140 Di-n-octylphthalate	149	Compound Not Detected.					
	141 Benzo(b)fluoranthene	252	Compound Not Detected.					
	142 Benzo(k)fluoranthene	252	Compound Not Detected.					
	146 Benzo(a)pyrene	252	Compound Not Detected.					
	149 Indeno(1,2,3-cd)pyrene	276	Compound Not Detected.					
	150 Dibenz(a,h)anthracene	278	Compound Not Detected.					
	151 Benzo(g,h,i)perylene	276	Compound Not Detected.					
$	154 Nitrobenzene-d5	82	3.833	3.839	(0.881)	413964	3.40636	453.73
$	155 2-Fluorobiphenyl	172	5.121	5.127	(0.908)	866283	3.39771	452.58
$	156 Terphenyl-d14	244	7.921	7.910	(0.905)	1505139	4.43416	590.63
$	157 Phenol-d5	99	3.174	3.175	(0.918)	648488	6.04672	805.42
$	158 2-Fluorophenol	112	2.598	2.592	(0.752)	480119	6.00806	800.27
$	159 2,4,6-Tribromophenol	330	6.221	6.221	(1.103)	177009	5.22248	695.64
$	186 2-Chlorophenol-d4	132	3.310	3.310	(0.957)	537155	6.50141	865.99
$	187 1,2-Dichlorobenzene-d4	152	3.569	3.575	(1.032)	193620	3.44457	458.82
M	195 Cresols, total	100	Compound Not Detected.					
	101 Diphenylamine	169	Compound Not Detected.					

QC Flag Legend

Q - Qualifier signal failed the ratio test.
H - Operator selected an alternate compound hit.

TestAmerica North Canton

INTERNAL STANDARD COMPOUNDS
AREA AND RT SUMMARY

Instrument ID: a4ag2.i
Lab File ID: LV2D51AP.D
Lab Smp Id: LV2D51AP
Analysis Type: SV
Quant Type: ISTD
Operator: 046900
Method File: \\cansvr11\dd\chem\MSS\a4ag2.i\00311A.b\8270C-625.m
Misc Info:

Calibration Date: 11-MAR-2010
Calibration Time: 07:40
Client Smp ID: B12SB-028-5088-SO
Level: LOW
Sample Type: SOIL

		AREA LIMIT			
COMPOUND	STANDARD	LOWER	UPPER	SAMPLE	%DIFF
1 1,4-Dichlorobenze	259601	129801	519202	141477	-45.50
2 Naphthalene-d8	1078163	539082	2156326	612821	-43.16
3 Acenaphthene-d10	568794	284397	1137588	443657	-22.00
4 Phenanthrene-d10	913603	456802	1827206	835179	-8.58
5 Chrysene-d12	1135801	567901	2271602	1076792	-5.20
6 Perylene-d12	986779	493390	1973558	937332	-5.01

		RT LIMIT			
COMPOUND	STANDARD	LOWER	UPPER	SAMPLE	%DIFF
1 1,4-Dichlorobenze	3.46	2.96	3.96	3.46	-0.17
2 Naphthalene-d8	4.36	3.86	4.86	4.35	-0.14
3 Acenaphthene-d10	5.64	5.14	6.14	5.64	-0.00
4 Phenanthrene-d10	6.74	6.24	7.24	6.74	-0.00
5 Chrysene-d12	8.75	8.25	9.25	8.76	0.13
6 Perylene-d12	10.18	9.68	10.68	10.27	0.87

AREA UPPER LIMIT = +100% of internal standard area.
AREA LOWER LIMIT = - 50% of internal standard area.
RT UPPER LIMIT = + 0.50 minutes of internal standard RT.
RT LOWER LIMIT = - 0.50 minutes of internal standard RT.

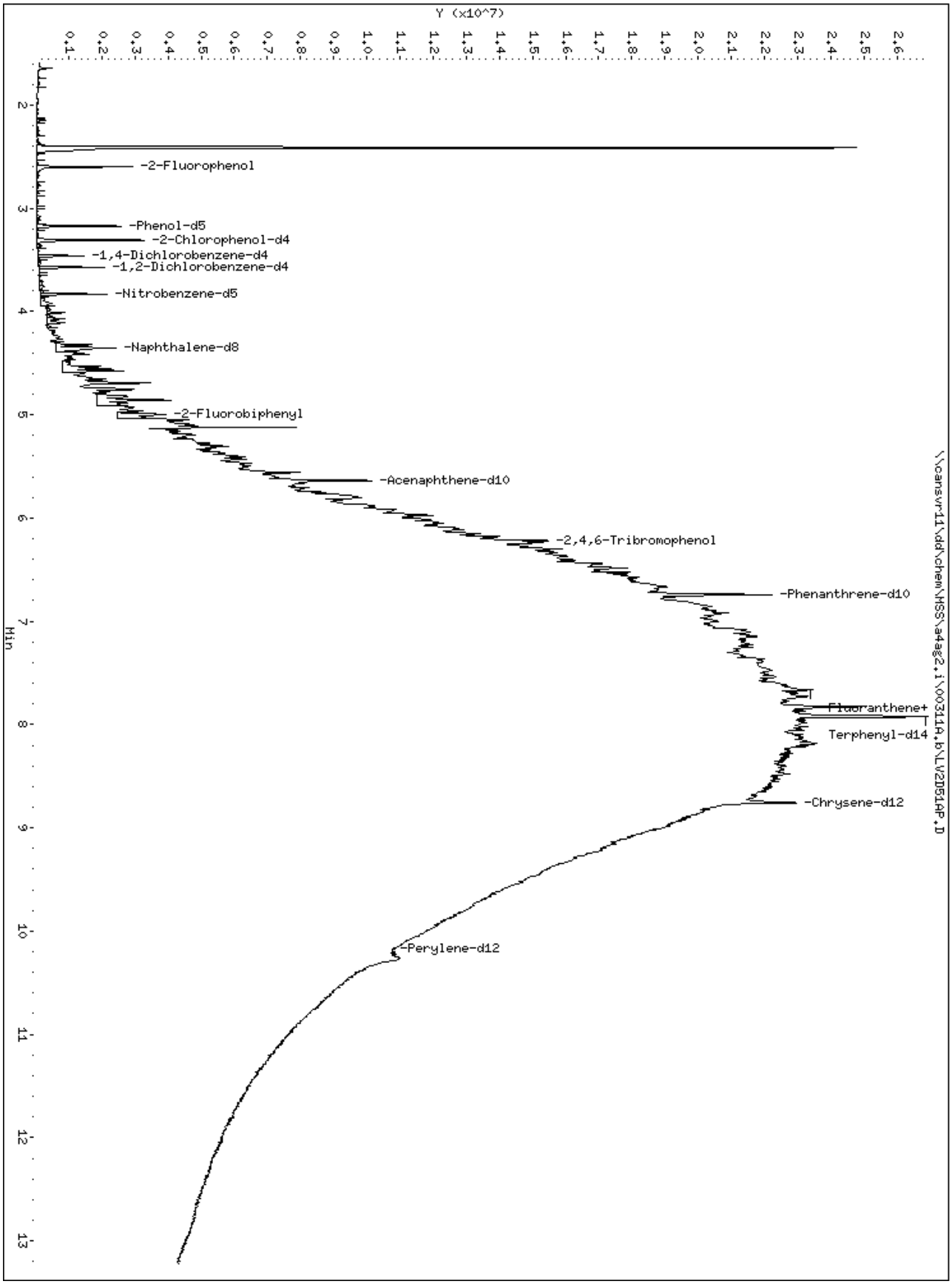
Y (x10^7)
0.1 0.2 0.3 0.4 0.5 0.6 0.7 0.8 0.9 1.0 1.1 1.2 1.3 1.4 1.5 1.6 1.7 1.8 1.9 2.0 2.1 2.2 2.3 2.4 2.5 2.6
2
3
4
5
6
7
8
9
10
11
12
13
Min
-2-Fluorophenol
-Phenol-d5
-2-Chlorophenol-d4
-1,4-Dichlorobenzene-d4
-1,2-Dichlorobenzene-d4
-Nitrobenzene-d5
-Naphthalene-d8
-2-Fluorobiphenyl
-Acenaphthene-d10
-2,4,6-Tribromophenol
-Phenanthrene-d10
Fluoranthene+
Terphenyl-d14
-Chrysene-d12
-Perylene-d12
\\cansvr11\dd\chem\HSS\a4ag2.i\00311A.b\LV2D514P.D

123 Fluoranthene

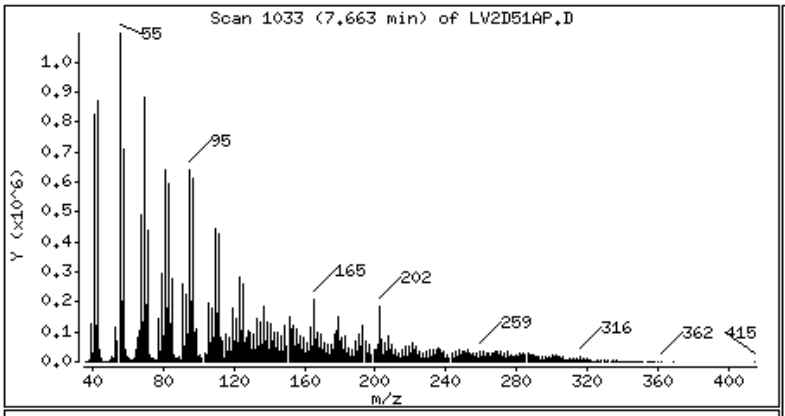

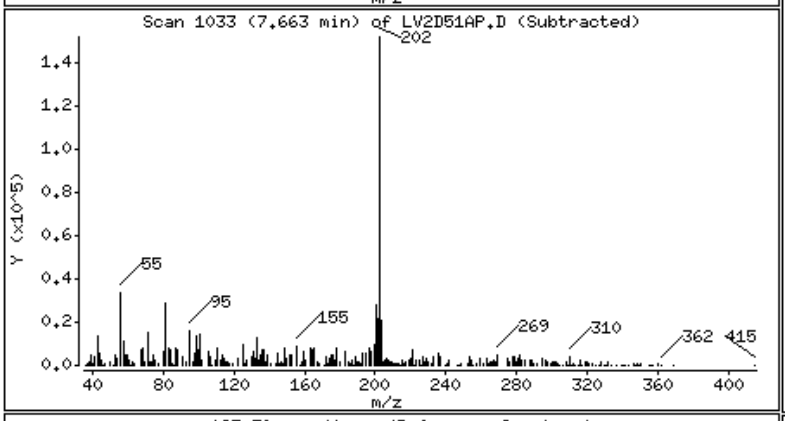

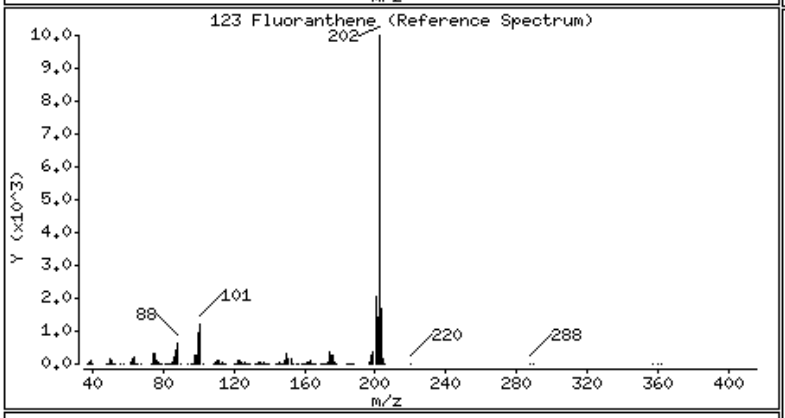

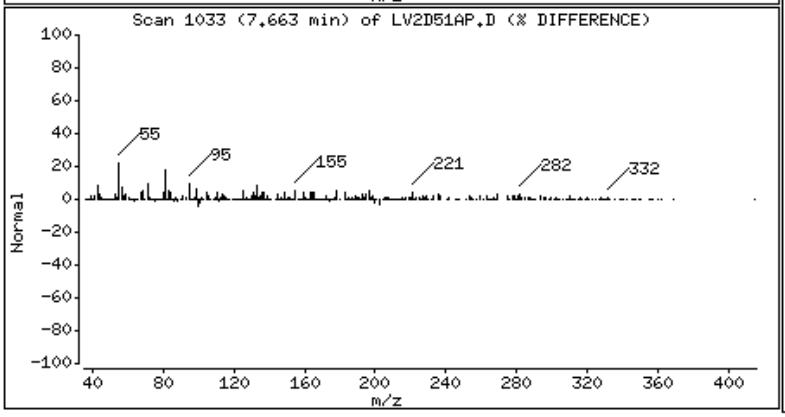

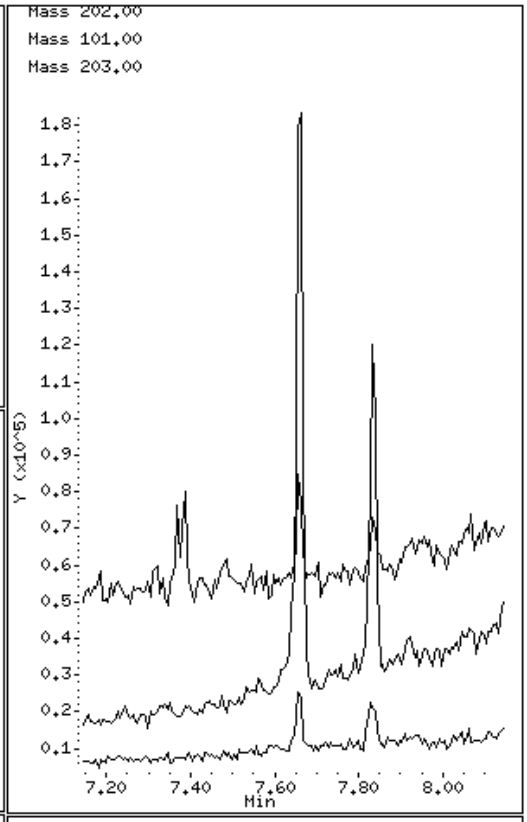

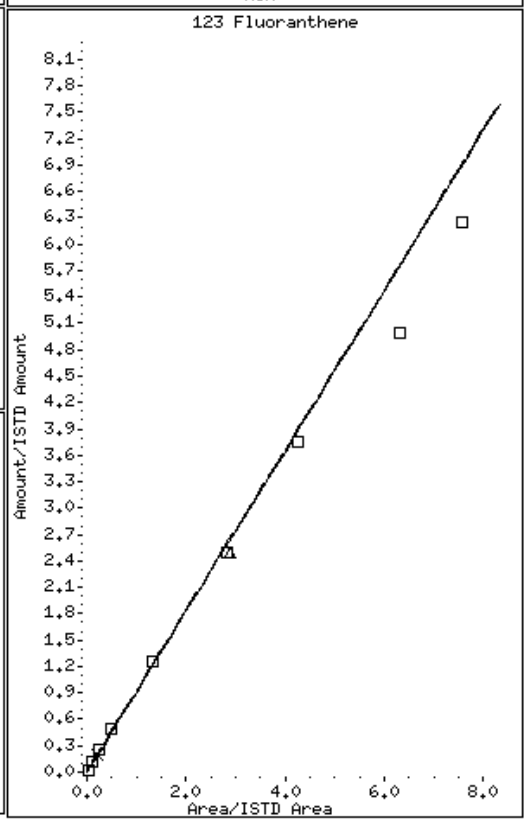

125 Pyrene

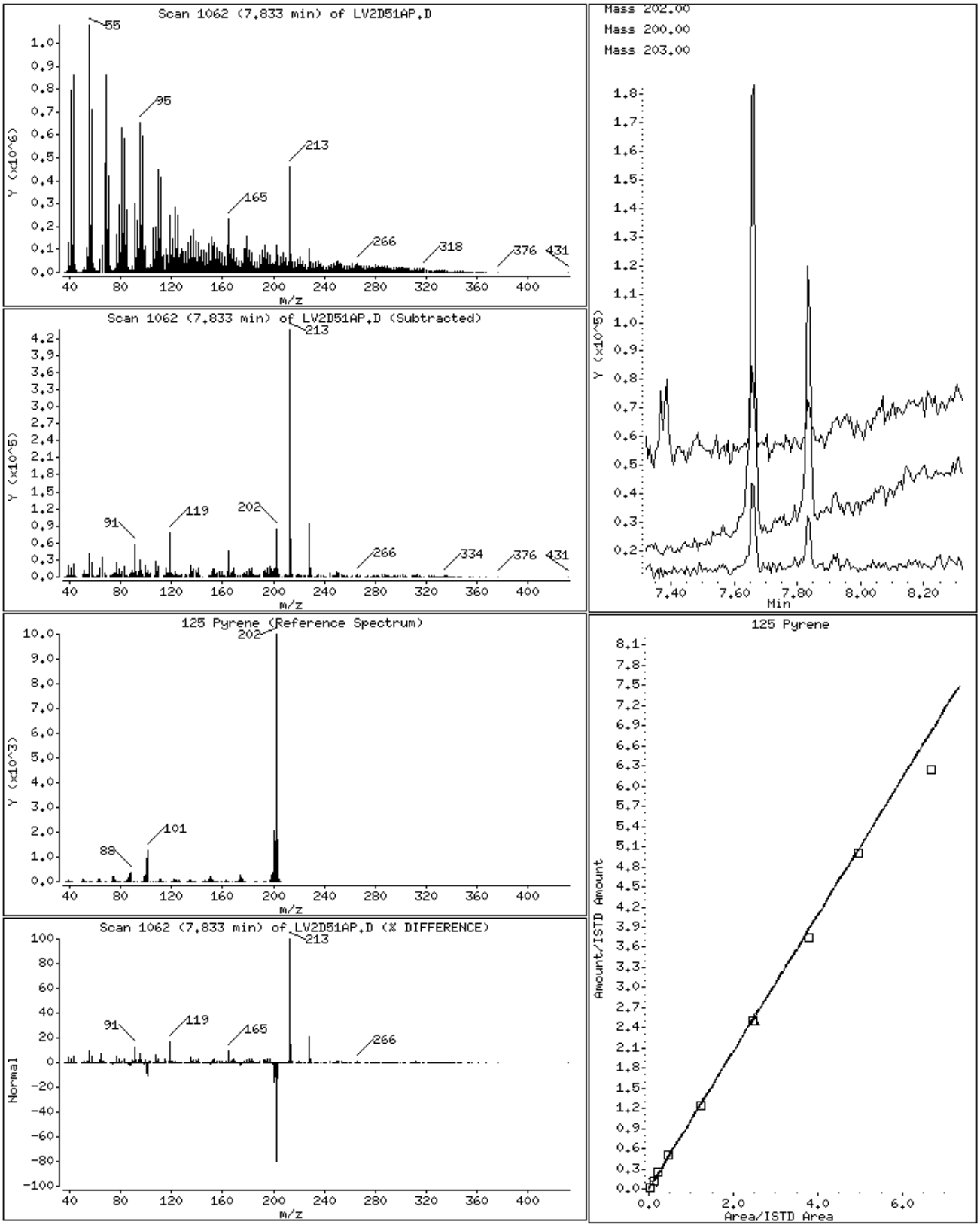
Scan 1062 (7.833 min) of LW2D51AP.D
Y (x10^6)
m/z
Scan 1062 (7.833 min) of LW2D51AP.D (Subtracted)
Y (x10^5)
m/z
125 Pyrene (Reference Spectrum)
Y (x10^3)
m/z
Scan 1062 (7.833 min) of LW2D51AP.D (% DIFFERENCE)
Normal
m/z
Mass 202.00
Mass 200.00
Mass 203.00
Y (x10^5)
Min
125 Pyrene
Amount/ISTD Amount
Area/ISTD Area

Science Applications International Corp

Client Sample ID: B12SB-030-5093-SO

GC/MS Semivolatiles

Lot-Sample #...: A0B240490-005 **Work Order #...:** LV2D61A5 **Matrix.....:** SO
Date Sampled...: 02/23/10 11:40 **Date Received..:** 02/24/10
Prep Date.....: 02/25/10 **Analysis Date..:** 03/09/10
Prep Batch #...: 0056040
Dilution Factor: 1 **Initial Wgt/Vol:** 30 g **Final Wgt/Vol..:** 2 mL
% Moisture.....: 20 **Method.....:** SW846 8270C

PARAMETER	RESULT	REPORTING LIMIT	UNITS	MDL
Acenaphthene	ND	8.3	ug/kg	4.1
Acenaphthylene	ND	8.3	ug/kg	4.1
Anthracene	ND	8.3	ug/kg	4.1
Benzo(a)anthracene	ND	8.3	ug/kg	4.1
Benzo(b)fluoranthene	**8.8**	**8.3**	**ug/kg**	**4.1**
Benzo(k)fluoranthene	ND	8.3	ug/kg	4.1
Benzo(ghi)perylene	ND	8.3	ug/kg	4.1
Benzo(a)pyrene	ND	8.3	ug/kg	4.1
Chrysene	ND	8.3	ug/kg	1.4
Dibenzo(a,h)anthracene	ND	8.3	ug/kg	4.1
Fluoranthene	**8.6**	**8.3**	**ug/kg**	**4.1**
Fluorene	ND	8.3	ug/kg	4.1
Indeno(1,2,3-cd)pyrene	ND	8.3	ug/kg	4.1
Naphthalene	ND	8.3	ug/kg	4.1
Phenanthrene	ND	8.3	ug/kg	4.1
Pyrene	**8.4**	**8.3**	**ug/kg**	**4.1**

SURROGATE	PERCENT RECOVERY	RECOVERY LIMITS
2-Fluorobiphenyl	52	(45 - 105)
2-Fluorophenol	53	(35 - 105)
Phenol-d5	54	(40 - 100)
2,4,6-Tribromophenol	38	(35 - 125)
Nitrobenzene-d5	48	(35 - 100)
Terphenyl-d14	77	(30 - 125)

NOTE(S):

Results and reporting limits have been adjusted for dry weight.

TestAmerica North Canton

Semivolatile REPORT SW-846 Method 8270

Data file : \\cansvr11\dd\chem\MSS\a4ag2.i\00309A.b\LV2D61A5.D
Lab Smp Id: LV2D61A5 Client Smp ID: B12SB-030-5093-SO
Inj Date : 09-MAR-2010 09:30
Operator : 046900 Inst ID: a4ag2.i
Smp Info : LV2D61A5,00309A.b,8270C-625,PAH.SUB
Misc Info :
Comment   :
Method   : \\cansvr11\dd\chem\MSS\a4ag2.i\00309A.b\8270C-625.m
Meth Date : 09-Mar-2010 12:50 hulat Quant Type: ISTD
Cal Date : 05-MAR-2010 14:18 Cal File: 2SLL0305.D
Als bottle: 6
Dil Factor: 1.00000
Integrator: HP RTE Compound Sublist: PAH.SUB
Target Version: 4.14
Processing Host: CANPMSSV04

Concentration Formula: Amt * DF * Uf * Vt/(Vi * Ws) * CpndVariable

Name	Value	Description
DF	1.000	Dilution Factor
Uf	1.000	ng unit correction factor
Vt	2000.000	Volume of final extract (uL)(1000 low, 2
Vi	0.50000	Volume injected (uL)
Ws	30.000	Weight of sample extracted (g)
Cpnd Variable		Local Compound Variable

	Compounds	QUANT SIG MASS	RT	EXP RT	REL RT	RESPONSE	CONCENTRATIONS ON-COLUMN (NG)	FINAL (ug/kg)	
* 1	1,4-Dichlorobenzene-d4	152	3.422	3.427	(1.000)	276762	2.00000		(Q)
* 2	Naphthalene-d8	136	4.316	4.321	(1.000)	1076653	2.00000		
* 3	Acenaphthene-d10	164	5.586	5.592	(1.000)	611256	2.00000		
* 4	Phenanthrene-d10	188	6.680	6.686	(1.000)	1031827	2.00000		
* 5	Chrysene-d12	240	8.639	8.651	(1.000)	1135704	2.00000		
* 6	Perylene-d12	264	9.962	9.974	(1.000)	1056203	2.00000		
23	bis(2-Chloroethyl)ether	93	Compound Not Detected.						
35	Nitrobenzene	77	Compound Not Detected.						
51	Naphthalene	128	Compound Not Detected.						
62	2-Methylnaphthalene	142	Compound Not Detected.						
63	1-Methylnaphthalene	142	Compound Not Detected.						
70	2-Chloronaphthalene	162	Compound Not Detected.						
79	Acenaphthylene	152	Compound Not Detected.						
82	Acenaphthene	153	Compound Not Detected.						
86	Dibenzofuran	168	Compound Not Detected.						
94	Fluorene	166	Compound Not Detected.						
107	Hexachlorobenzene	284	Compound Not Detected.						
115	Phenanthrene	178	Compound Not Detected.						

116 Anthracene	178	Compound Not Detected.					
123 Fluoranthene	202	7.574	7.580 (1.134)		30550	0.05172	6.8966

Compounds	QUANT SIG MASS	RT	EXP RT	REL RT	RESPONSE	CONCENTRATIONS ON-COLUMN (NG)	CONCENTRATIONS FINAL (ug/kg)
125 Pyrene	202	7.751	7.756	(0.897)	28204	0.05084	6.7787
136 Benzo(a)Anthracene	228	Compound Not Detected.					
137 Chrysene	228	Compound Not Detected.					
141 Benzo(b)fluoranthene	252	9.551	9.568	(0.959)	29916	0.05297	7.0625
142 Benzo(k)fluoranthene	252	Compound Not Detected.					
146 Benzo(a)pyrene	252	Compound Not Detected.					
149 Indeno(1,2,3-cd)pyrene	276	Compound Not Detected.					
150 Dibenz(a,h)anthracene	278	Compound Not Detected.					
151 Benzo(g,h,i)perylene	276	Compound Not Detected.					
$ 154 Nitrobenzene-d5	82	3.798	3.804	(0.880)	545133	2.38088	317.45
$ 155 2-Fluorobiphenyl	172	5.080	5.086	(0.909)	920171	2.58162	344.22
$ 156 Terphenyl-d14	244	7.833	7.839	(0.907)	1371095	3.86790	515.72
$ 157 Phenol-d5	99	3.139	3.139	(0.917)	836803	4.02927	537.24
$ 158 2-Fluorophenol	112	2.569	2.557	(0.751)	600636	3.94329	525.77
$ 159 2,4,6-Tribromophenol	330	6.163	6.168	(1.103)	144864	2.81420	375.23

QC Flag Legend

Q - Qualifier signal failed the ratio test.

TestAmerica North Canton

INTERNAL STANDARD COMPOUNDS
AREA AND RT SUMMARY

Instrument ID: a4ag2.i
Lab File ID: LV2D61A5.D
Lab Smp Id: LV2D61A5
Analysis Type: SV
Quant Type: ISTD
Operator: 046900
Method File: \\cansvr11\dd\chem\MSS\a4ag2.i\00309A.b\8270C-625.m
Misc Info:

Calibration Date: 09-MAR-2010
Calibration Time: 08:21
Client Smp ID: B12SB-030-5093-SO
Level: LOW
Sample Type: SOIL

		AREA LIMIT			
COMPOUND	STANDARD	LOWER	UPPER	SAMPLE	%DIFF
1 1,4-Dichlorobenze	240542	120271	481084	276762	15.06
2 Naphthalene-d8	982966	491483	1965932	1076653	9.53
3 Acenaphthene-d10	536785	268393	1073570	611256	13.87
4 Phenanthrene-d10	867481	433741	1734962	1031827	18.95
5 Chrysene-d12	1050355	525178	2100710	1135704	8.13
6 Perylene-d12	957161	478581	1914322	1056203	10.35

		RT LIMIT			
COMPOUND	STANDARD	LOWER	UPPER	SAMPLE	%DIFF
1 1,4-Dichlorobenze	3.43	2.93	3.93	3.42	-0.17
2 Naphthalene-d8	4.32	3.82	4.82	4.32	-0.13
3 Acenaphthene-d10	5.59	5.09	6.09	5.59	-0.10
4 Phenanthrene-d10	6.69	6.19	7.19	6.68	-0.09
5 Chrysene-d12	8.65	8.15	9.15	8.64	-0.13
6 Perylene-d12	9.97	9.47	10.47	9.96	-0.12

AREA UPPER LIMIT = +100% of internal standard area.
AREA LOWER LIMIT = - 50% of internal standard area.
RT UPPER LIMIT = + 0.50 minutes of internal standard RT.
RT LOWER LIMIT = - 0.50 minutes of internal standard RT.

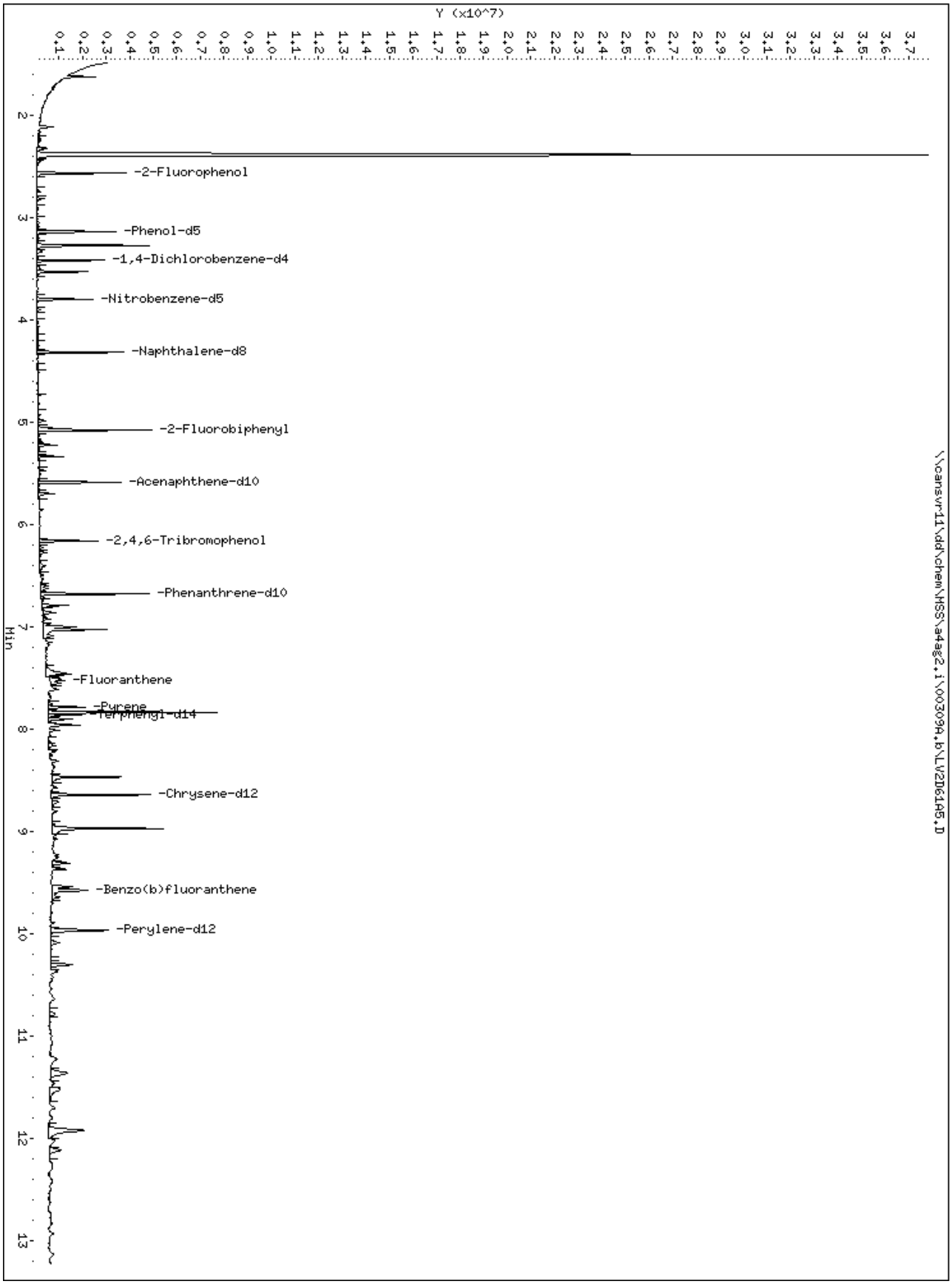
Y (x10^7)
0.1 0.2 0.3 0.4 0.5 0.6 0.7 0.8 0.9 1.0 1.1 1.2 1.3 1.4 1.5 1.6 1.7 1.8 1.9 2.0 2.1 2.2 2.3 2.4 2.5 2.6 2.7 2.8 2.9 3.0 3.1 3.2 3.3 3.4 3.5 3.6 3.7
2
3
4
5
6
7
8
9
10
11
12
13
Min
-2-Fluorophenol
-Phenol-d5
-1,4-Dichlorobenzene-d4
-Nitrobenzene-d5
-Naphthalene-d8
-2-Fluorobiphenyl
-Acenaphthene-d10
-2,4,6-Tribromophenol
-Phenanthrene-d10
-Fluoranthene
-Pyrene
-Terphenyl-d14
-Chrysene-d12
-Benzo(b)fluoranthene
-Perylene-d12
\\cansvr11\dd\chem\HSS\a4ag2.i\00309A.b\LV2D6105.D

123 Fluoranthene

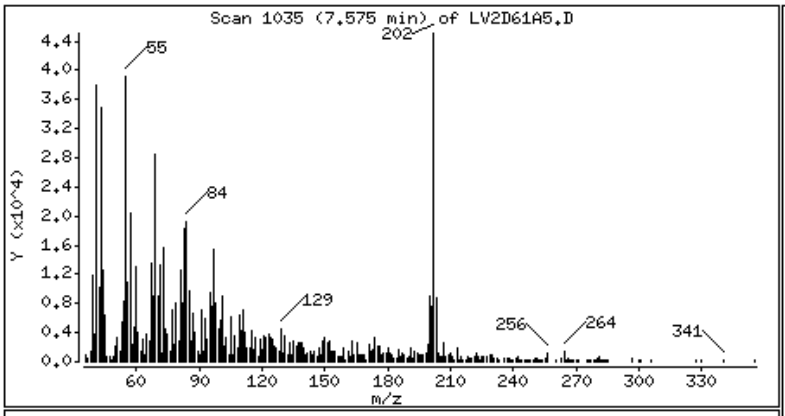

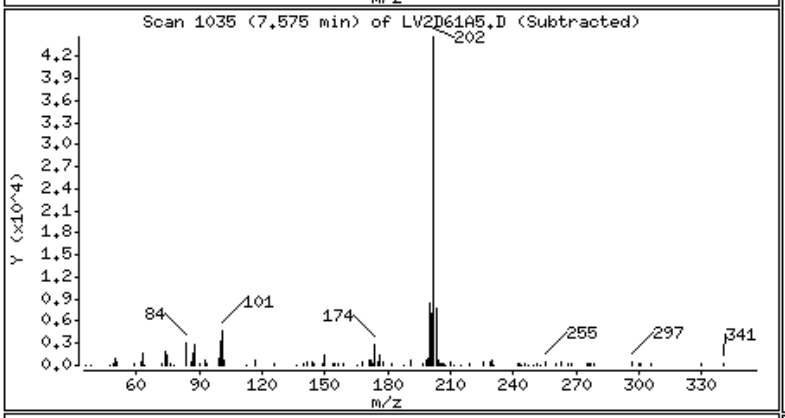

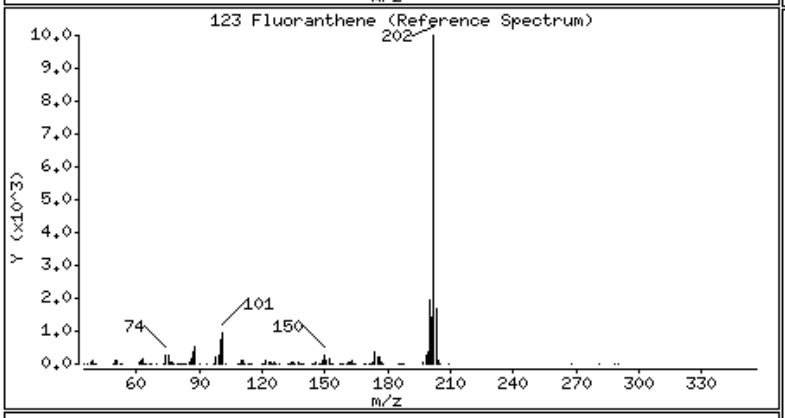

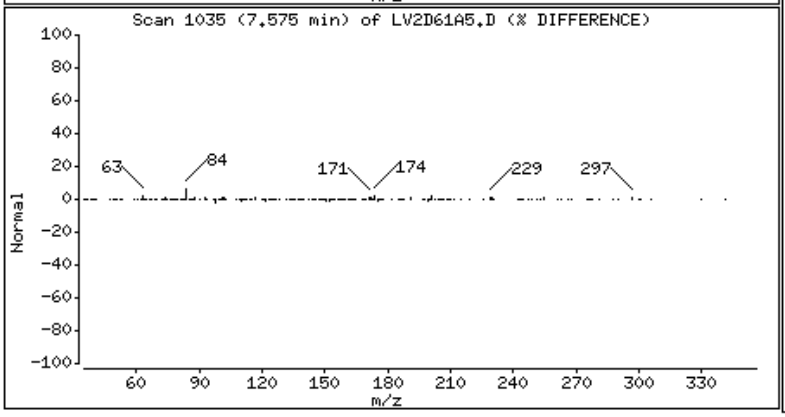

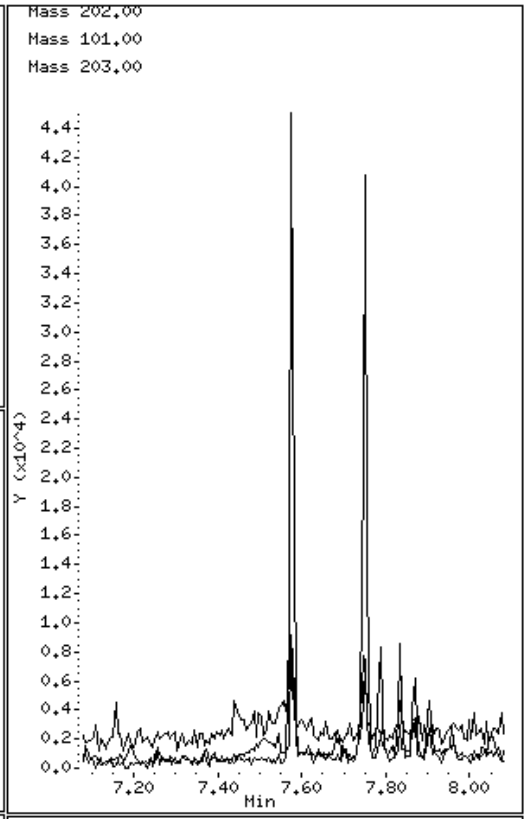

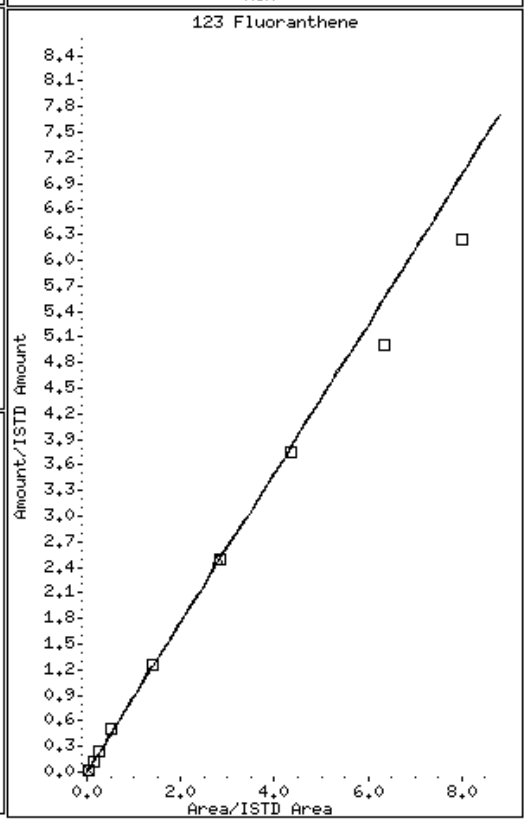

125 Pyrene

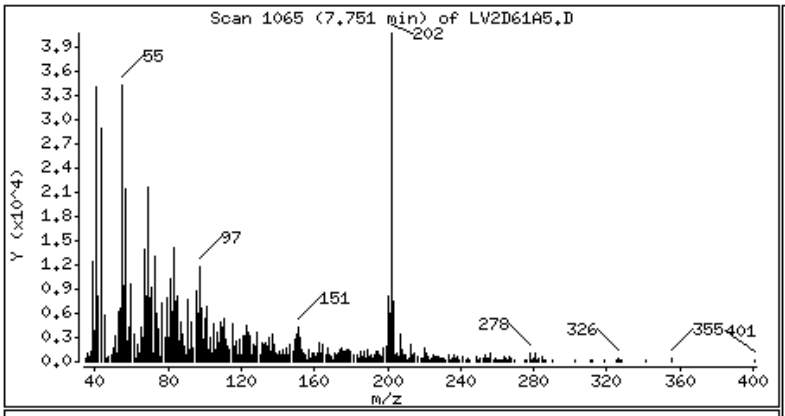
Scan 1065 (7.751 min) of LV2D61A5.D
Y (x10^4)
m/z
202
55
97
151
278
326
355
401

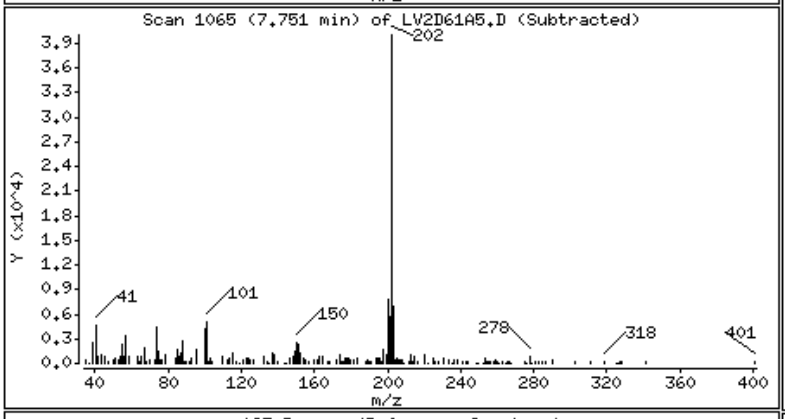
Scan 1065 (7.751 min) of LV2D61A5.D (Subtracted)
Y (x10^4)
m/z
202
41
101
150
278
318
401

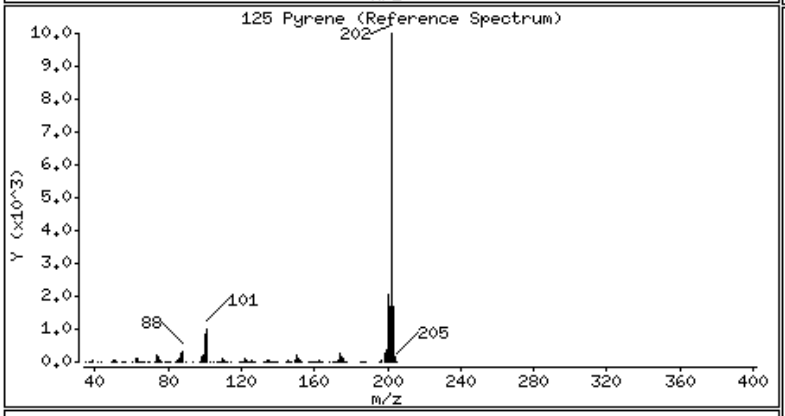
125 Pyrene (Reference Spectrum)
Y (x10^3)
m/z
202
88
101
205

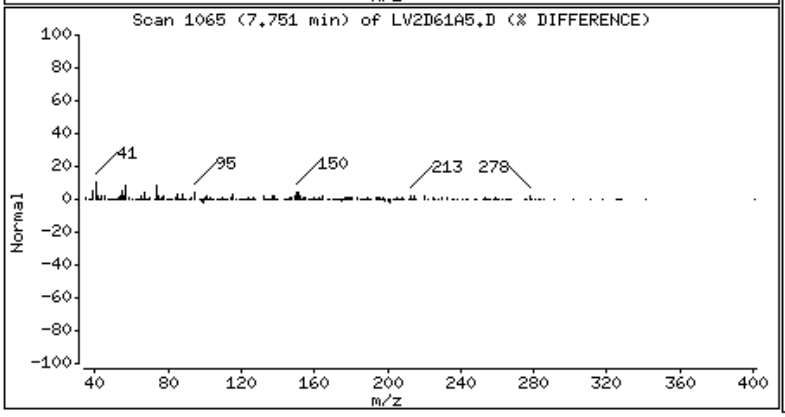
Scan 1065 (7.751 min) of LV2D61A5.D (% DIFFERENCE)
Normal
m/z
41
95
150
213
278

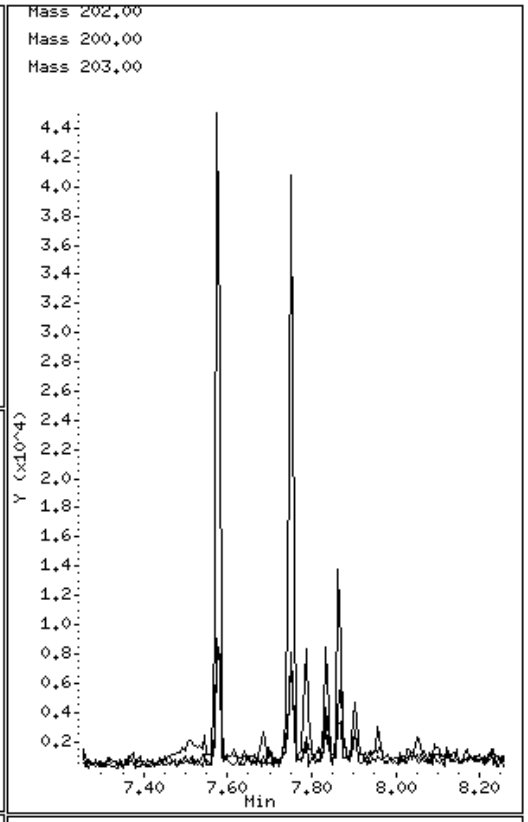
Mass 202.00
Mass 200.00
Mass 203.00
Y (x10^4)
Min

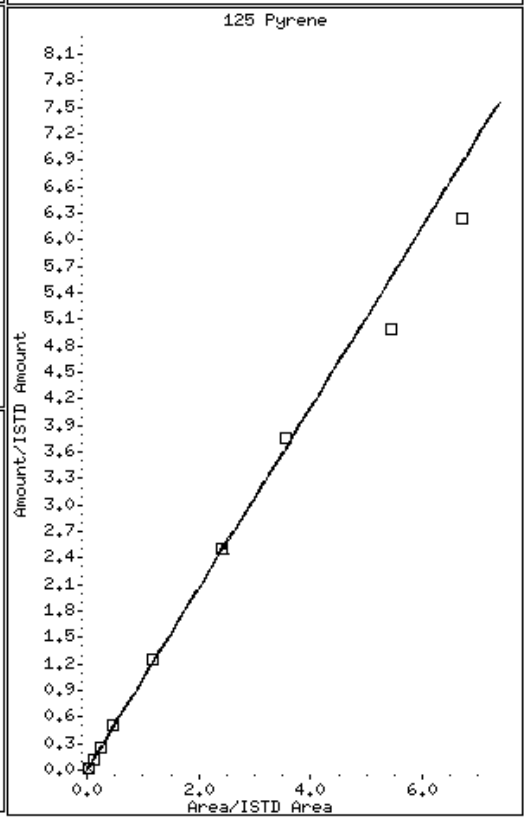
125 Pyrene
Amount/ISTD Amount
Area/ISTD Area

141 Benzo(b)fluoranthene

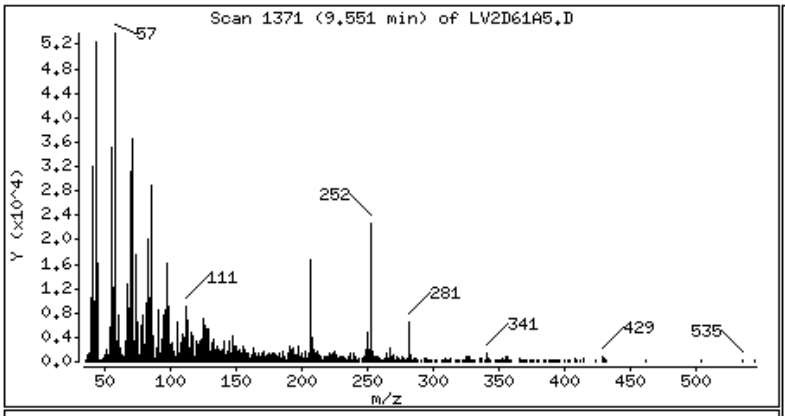

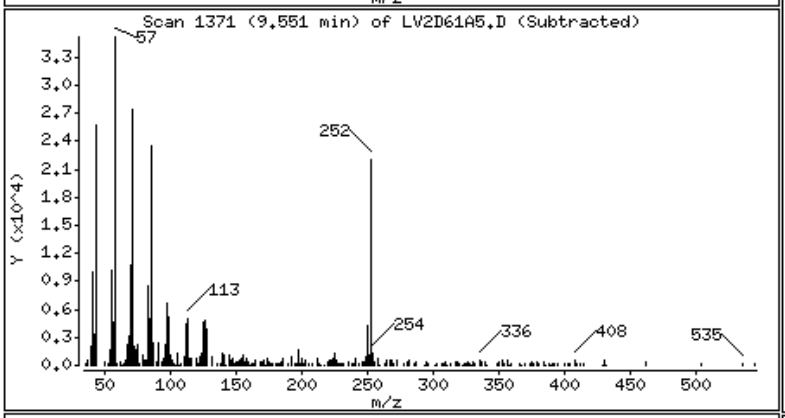

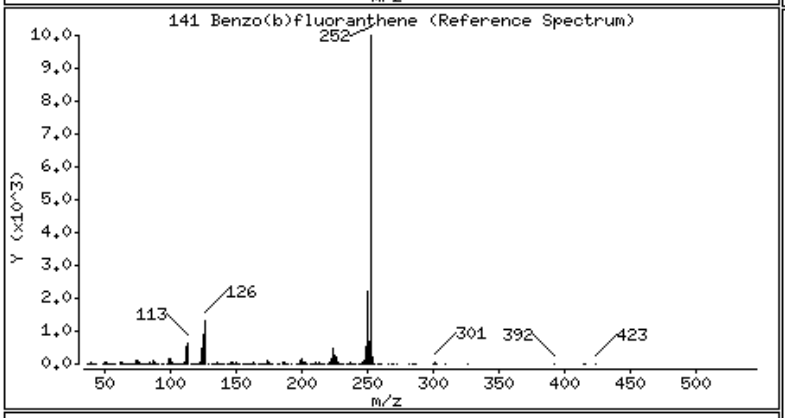

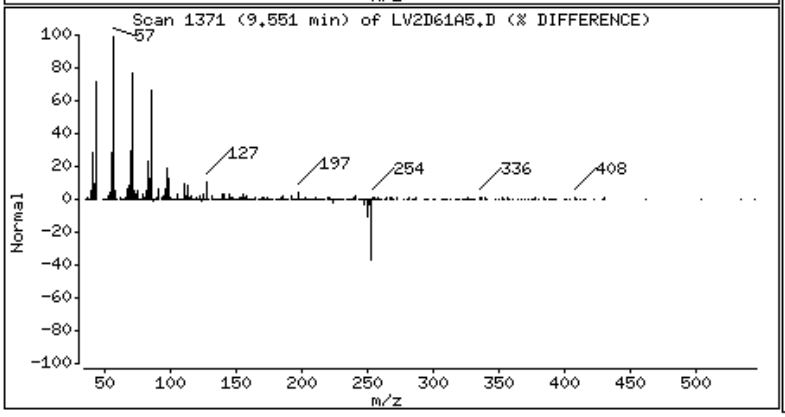

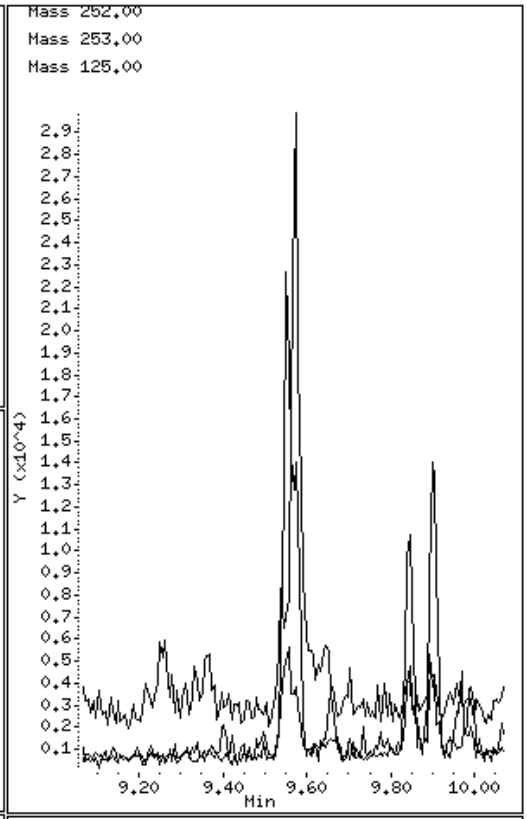

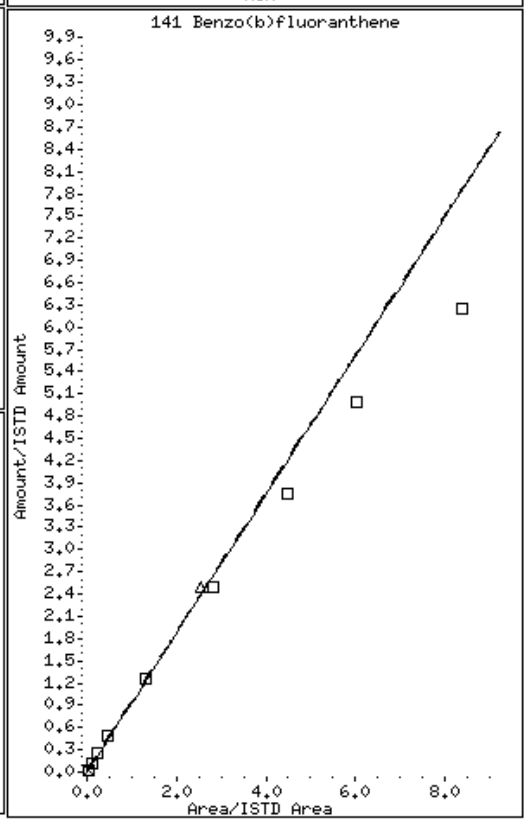

Science Applications International Corp

Client Sample ID: B12SB-030-5094-SO

GC/MS Semivolatiles

Lot-Sample #...: A0B240490-006 **Work Order #...:** LV2D71A5 **Matrix.....:** SO
Date Sampled...: 02/23/10 12:10 **Date Received..:** 02/24/10
Prep Date.....: 02/25/10 **Analysis Date..:** 03/09/10
Prep Batch #...: 0056040
Dilution Factor: 1 **Initial Wgt/Vol:** 30.03 g **Final Wgt/Vol..:** 2 mL
% Moisture.....: 18 **Method.....:** SW846 8270C

PARAMETER	RESULT	REPORTING LIMIT	UNITS	MDL
Acenaphthene	ND	8.1	ug/kg	4.0
Acenaphthylene	ND	8.1	ug/kg	4.0
Anthracene	ND	8.1	ug/kg	4.0
Benzo(a)anthracene	ND	8.1	ug/kg	4.0
Benzo(b)fluoranthene	ND	8.1	ug/kg	4.0
Benzo(k)fluoranthene	ND	8.1	ug/kg	4.0
Benzo(ghi)perylene	ND	8.1	ug/kg	4.0
Benzo(a)pyrene	ND	8.1	ug/kg	4.0
Chrysene	ND	8.1	ug/kg	1.3
Dibenzo(a,h)anthracene	ND	8.1	ug/kg	4.0
Fluoranthene	ND	8.1	ug/kg	4.0
Fluorene	ND	8.1	ug/kg	4.0
Indeno(1,2,3-cd)pyrene	ND	8.1	ug/kg	4.0
Naphthalene	ND	8.1	ug/kg	4.0
Phenanthrene	ND	8.1	ug/kg	4.0
Pyrene	ND	8.1	ug/kg	4.0

SURROGATE	PERCENT RECOVERY	RECOVERY LIMITS
2-Fluorobiphenyl	63	(45 - 105)
2-Fluorophenol	76	(35 - 105)
Phenol-d5	73	(40 - 100)
2,4,6-Tribromophenol	46	(35 - 125)
Nitrobenzene-d5	65	(35 - 100)
Terphenyl-d14	92	(30 - 125)

NOTE(S):

Results and reporting limits have been adjusted for dry weight.

TestAmerica North Canton

Semivolatile REPORT SW-846 Method 8270

Data file : \\cansvr11\dd\chem\MSS\a4ag2.i\00309A.b\LV2D71A5.D
Lab Smp Id: LV2D71A5 Client Smp ID: B12SB-030-5094-SO
Inj Date : 09-MAR-2010 09:48
Operator : 046900 Inst ID: a4ag2.i
Smp Info : LV2D71A5,00309A.b,8270C-625,PAH.SUB
Misc Info :
Comment   :
Method   : \\cansvr11\dd\chem\MSS\a4ag2.i\00309A.b\8270C-625.m
Meth Date : 09-Mar-2010 12:50 hulat Quant Type: ISTD
Cal Date : 05-MAR-2010 14:18 Cal File: 2SLL0305.D
Als bottle: 7
Dil Factor: 1.00000
Integrator: HP RTE Compound Sublist: PAH.SUB
Target Version: 4.14
Processing Host: CANPMSSV04

Concentration Formula: Amt * DF * Uf * Vt/(Vi * Ws) * CpndVariable

Name	Value	Description
DF	1.000	Dilution Factor
Uf	1.000	ng unit correction factor
Vt	2000.000	Volume of final extract (uL)(1000 low, 2
Vi	0.50000	Volume injected (uL)
Ws	30.030	Weight of sample extracted (g)
Cpnd Variable		Local Compound Variable

	Compounds	QUANT SIG MASS	RT	EXP RT	REL RT	RESPONSE	CONCENTRATIONS ON-COLUMN (NG)	FINAL (ug/kg)	
* 1	1,4-Dichlorobenzene-d4	152	3.421	3.427	(1.000)	297402	2.00000		(Q)
* 2	Naphthalene-d8	136	4.316	4.321	(1.000)	1219061	2.00000		
* 3	Acenaphthene-d10	164	5.592	5.592	(1.000)	725165	2.00000		
* 4	Phenanthrene-d10	188	6.680	6.686	(1.000)	1192761	2.00000		
* 5	Chrysene-d12	240	8.645	8.651	(1.000)	1332835	2.00000		
* 6	Perylene-d12	264	9.968	9.974	(1.000)	1211744	2.00000		
23	bis(2-Chloroethyl)ether	93	Compound Not Detected.						
35	Nitrobenzene	77	Compound Not Detected.						
51	Naphthalene	128	Compound Not Detected.						
62	2-Methylnaphthalene	142	Compound Not Detected.						
63	1-Methylnaphthalene	142	Compound Not Detected.						
70	2-Chloronaphthalene	162	Compound Not Detected.						
79	Acenaphthylene	152	Compound Not Detected.						
82	Acenaphthene	153	Compound Not Detected.						
86	Dibenzofuran	168	Compound Not Detected.						
94	Fluorene	166	Compound Not Detected.						
107	Hexachlorobenzene	284	Compound Not Detected.						
115	Phenanthrene	178	Compound Not Detected.						

116	Anthracene	178	Compound Not Detected.
123	Fluoranthene	202	Compound Not Detected.

Compounds	QUANT SIG MASS	RT	EXP RT	REL RT	RESPONSE	CONCENTRATIONS ON-COLUMN (NG)	CONCENTRATIONS FINAL (ug/kg)
125 Pyrene	202	Compound Not Detected.					
136 Benzo(a)Anthracene	228	Compound Not Detected.					
137 Chrysene	228	Compound Not Detected.					
141 Benzo(b)fluoranthene	252	Compound Not Detected.					
142 Benzo(k)fluoranthene	252	Compound Not Detected.					
146 Benzo(a)pyrene	252	Compound Not Detected.					
149 Indeno(1,2,3-cd)pyrene	276	Compound Not Detected.					
150 Dibenz(a,h)anthracene	278	Compound Not Detected.					
151 Benzo(g,h,i)perylene	276	Compound Not Detected.					
$ 154 Nitrobenzene-d5	82	3.798	3.804	(0.880)	837661	3.23112	430.39
$ 155 2-Fluorobiphenyl	172	5.080	5.086	(0.908)	1324851	3.13312	417.33
$ 156 Terphenyl-d14	244	7.833	7.839	(0.906)	1924034	4.62497	616.05
$ 157 Phenol-d5	99	3.145	3.139	(0.919)	1214449	5.44184	724.85
$ 158 2-Fluorophenol	112	2.569	2.557	(0.751)	938543	5.73408	763.78
$ 159 2,4,6-Tribromophenol	330	6.168	6.168	(1.103)	214820	3.46999	462.20

QC Flag Legend

Q - Qualifier signal failed the ratio test.

TestAmerica North Canton

INTERNAL STANDARD COMPOUNDS
AREA AND RT SUMMARY

Instrument ID: a4ag2.i
Lab File ID: LV2D71A5.D
Lab Smp Id: LV2D71A5
Analysis Type: SV
Quant Type: ISTD
Operator: 046900
Method File: \\cansvr11\dd\chem\MSS\a4ag2.i\00309A.b\8270C-625.m
Misc Info:

Calibration Date: 09-MAR-2010
Calibration Time: 08:21
Client Smp ID: B12SB-030-5094-SO
Level: LOW
Sample Type: SOIL

		AREA LIMIT			
COMPOUND	STANDARD	LOWER	UPPER	SAMPLE	%DIFF
1 1,4-Dichlorobenze	240542	120271	481084	297402	23.64
2 Naphthalene-d8	982966	491483	1965932	1219061	24.02
3 Acenaphthene-d10	536785	268393	1073570	725165	35.09
4 Phenanthrene-d10	867481	433741	1734962	1192761	37.50
5 Chrysene-d12	1050355	525178	2100710	1332835	26.89
6 Perylene-d12	957161	478581	1914322	1211744	26.60

		RT LIMIT			
COMPOUND	STANDARD	LOWER	UPPER	SAMPLE	%DIFF
1 1,4-Dichlorobenze	3.43	2.93	3.93	3.42	-0.17
2 Naphthalene-d8	4.32	3.82	4.82	4.32	-0.14
3 Acenaphthene-d10	5.59	5.09	6.09	5.59	0.00
4 Phenanthrene-d10	6.69	6.19	7.19	6.68	-0.09
5 Chrysene-d12	8.65	8.15	9.15	8.65	-0.07
6 Perylene-d12	9.97	9.47	10.47	9.97	-0.06

AREA UPPER LIMIT = +100% of internal standard area.
AREA LOWER LIMIT = - 50% of internal standard area.
RT UPPER LIMIT = + 0.50 minutes of internal standard RT.
RT LOWER LIMIT = - 0.50 minutes of internal standard RT.

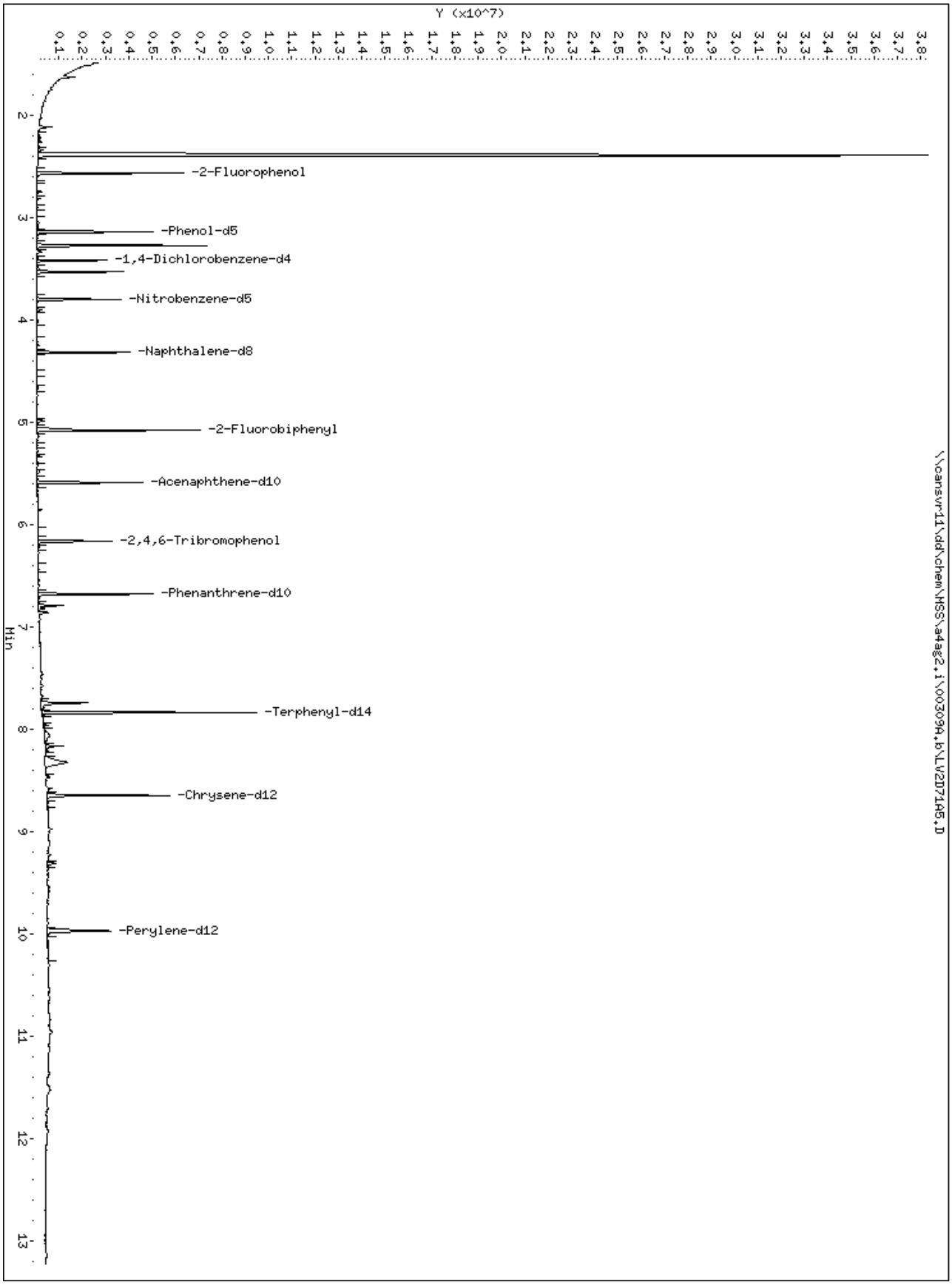
Y (x10^7)
Min
-2-Fluorophenol
-Phenol-d5
-1,4-Dichlorobenzene-d4
-Nitrobenzene-d5
-Naphthalene-d8
-2-Fluorobiphenyl
-Acenaphthene-d10
-2,4,6-Tribromophenol
-Phenanthrene-d10
-Terphenyl-d14
-Chrysene-d12
-Perylene-d12
\\cansvr11\dd\chem\HSS\a4ag2.i\003090.b\LW2D7105.D

Science Applications International Corp

Client Sample ID: B12SB-030-6076-FD

GC/MS Semivolatiles

Lot-Sample #...: A0B240490-007 **Work Order #...:** LV2D81A5 **Matrix.....:** SO
Date Sampled...: 02/23/10 11:40 **Date Received..:** 02/24/10
Prep Date.....: 02/25/10 **Analysis Date..:** 03/09/10
Prep Batch #...: 0056040
Dilution Factor: 1 **Initial Wgt/Vol:** 30.02 g **Final Wgt/Vol..:** 2 mL
% Moisture.....: 22 **Method.....:** SW846 8270C

PARAMETER	RESULT	REPORTING LIMIT	UNITS	MDL
Acenaphthene	ND	8.6	ug/kg	4.2
Acenaphthylene	ND	8.6	ug/kg	4.2
Anthracene	ND	8.6	ug/kg	4.2
Benzo(a)anthracene	ND	8.6	ug/kg	4.2
Benzo(b)fluoranthene	**12**	**8.6**	**ug/kg**	**4.2**
Benzo(k)fluoranthene	ND	8.6	ug/kg	4.2
Benzo(ghi)perylene	ND	8.6	ug/kg	4.2
Benzo(a)pyrene	ND	8.6	ug/kg	4.2
Chrysene	**9.8**	**8.6**	**ug/kg**	**1.4**
Dibenzo(a,h)anthracene	ND	8.6	ug/kg	4.2
Fluoranthene	**13**	**8.6**	**ug/kg**	**4.2**
Fluorene	ND	8.6	ug/kg	4.2
Indeno(1,2,3-cd)pyrene	ND	8.6	ug/kg	4.2
Naphthalene	ND	8.6	ug/kg	4.2
Phenanthrene	ND	8.6	ug/kg	4.2
Pyrene	**11**	**8.6**	**ug/kg**	**4.2**

SURROGATE	PERCENT RECOVERY	RECOVERY LIMITS
2-Fluorobiphenyl	56	(45 - 105)
2-Fluorophenol	63	(35 - 105)
Phenol-d5	64	(40 - 100)
2,4,6-Tribromophenol	45	(35 - 125)
Nitrobenzene-d5	55	(35 - 100)
Terphenyl-d14	83	(30 - 125)

NOTE(S):

Results and reporting limits have been adjusted for dry weight.

TestAmerica North Canton

Semivolatile REPORT SW-846 Method 8270

Data file : \\cansvr11\dd\chem\MSS\a4ag2.i\00309A.b\LV2D81A5.D
Lab Smp Id: LV2D81A5 Client Smp ID: B12SB-030-6076-FD
Inj Date : 09-MAR-2010 10:05
Operator : 046900 Inst ID: a4ag2.i
Smp Info : LV2D81A5,00309A.b,8270C-625,PAH.SUB
Misc Info :
Comment   :
Method   : \\cansvr11\dd\chem\MSS\a4ag2.i\00309A.b\8270C-625.m
Meth Date : 09-Mar-2010 12:50 hulat Quant Type: ISTD
Cal Date : 05-MAR-2010 14:18 Cal File: 2SLL0305.D
Als bottle: 8
Dil Factor: 1.00000
Integrator: HP RTE Compound Sublist: PAH.SUB
Target Version: 4.14
Processing Host: CANPMSSV04

Concentration Formula: Amt * DF * Uf * Vt/(Vi * Ws) * CpndVariable

Name	Value	Description
DF	1.000	Dilution Factor
Uf	1.000	ng unit correction factor
Vt	2000.000	Volume of final extract (uL)(1000 low, 2
Vi	0.50000	Volume injected (uL)
Ws	30.020	Weight of sample extracted (g)
Cpnd Variable		Local Compound Variable

	Compounds	QUANT SIG MASS	RT	EXP RT	REL RT	RESPONSE	CONCENTRATIONS ON-COLUMN (NG)	FINAL (ug/kg)	
* 1	1,4-Dichlorobenzene-d4	152	3.422	3.427	(1.000)	194360	2.00000		(Q)
* 2	Naphthalene-d8	136	4.316	4.321	(1.000)	800902	2.00000		
* 3	Acenaphthene-d10	164	5.592	5.592	(1.000)	507402	2.00000		
* 4	Phenanthrene-d10	188	6.680	6.686	(1.000)	868636	2.00000		
* 5	Chrysene-d12	240	8.645	8.651	(1.000)	1019238	2.00000		
* 6	Perylene-d12	264	9.968	9.974	(1.000)	942302	2.00000		
23	bis(2-Chloroethyl)ether	93	Compound Not Detected.						
35	Nitrobenzene	77	Compound Not Detected.						
51	Naphthalene	128	Compound Not Detected.						
62	2-Methylnaphthalene	142	Compound Not Detected.						
63	1-Methylnaphthalene	142	Compound Not Detected.						
70	2-Chloronaphthalene	162	Compound Not Detected.						
79	Acenaphthylene	152	Compound Not Detected.						
82	Acenaphthene	153	Compound Not Detected.						
86	Dibenzofuran	168	Compound Not Detected.						
94	Fluorene	166	Compound Not Detected.						
107	Hexachlorobenzene	284	Compound Not Detected.						
115	Phenanthrene	178	Compound Not Detected.						

116 Anthracene	178	Compound Not Detected.					
123 Fluoranthene	202	7.580	7.580 (1.135)		38521	0.07747	10.323

Compounds	QUANT SIG MASS	RT	EXP RT	REL RT	RESPONSE	CONCENTRATIONS ON-COLUMN (NG)	FINAL (ug/kg)
125 Pyrene	202	7.751	7.756	(0.897)	32289	0.06485	8.6415
136 Benzo(a)Anthracene	228	Compound Not Detected.					
137 Chrysene	228	8.662	8.674	(1.002)	26913	0.05701	7.5962
141 Benzo(b)fluoranthene	252	9.556	9.568	(0.959)	35855	0.07116	9.4814(M)
142 Benzo(k)fluoranthene	252	Compound Not Detected.					
146 Benzo(a)pyrene	252	Compound Not Detected.					
149 Indeno(1,2,3-cd)pyrene	276	Compound Not Detected.					
150 Dibenz(a,h)anthracene	278	Compound Not Detected.					
151 Benzo(g,h,i)perylene	276	Compound Not Detected.					
$ 154 Nitrobenzene-d5	82	3.798	3.804	(0.880)	466075	2.73645	364.62
$ 155 2-Fluorobiphenyl	172	5.080	5.086	(0.908)	823873	2.78455	371.02
$ 156 Terphenyl-d14	244	7.833	7.839	(0.906)	1319889	4.14891	552.82
$ 157 Phenol-d5	99	3.145	3.139	(0.919)	695934	4.77168	635.80
$ 158 2-Fluorophenol	112	2.569	2.557	(0.751)	501719	4.69037	624.97
$ 159 2,4,6-Tribromophenol	330	6.168	6.168	(1.103)	145129	3.35772	447.40

QC Flag Legend

Q - Qualifier signal failed the ratio test.
M - Compound response manually integrated.

TestAmerica North Canton

INTERNAL STANDARD COMPOUNDS
AREA AND RT SUMMARY

Instrument ID: a4ag2.i
Lab File ID: LV2D81A5.D
Lab Smp Id: LV2D81A5
Analysis Type: SV
Quant Type: ISTD
Operator: 046900
Method File: \\cansvr11\dd\chem\MSS\a4ag2.i\00309A.b\8270C-625.m
Misc Info:

Calibration Date: 09-MAR-2010
Calibration Time: 08:21
Client Smp ID: B12SB-030-6076-FD
Level: LOW
Sample Type: SOIL

		AREA LIMIT			
COMPOUND	STANDARD	LOWER	UPPER	SAMPLE	%DIFF
1 1,4-Dichlorobenze	240542	120271	481084	194360	-19.20
2 Naphthalene-d8	982966	491483	1965932	800902	-18.52
3 Acenaphthene-d10	536785	268393	1073570	507402	-5.47
4 Phenanthrene-d10	867481	433741	1734962	868636	0.13
5 Chrysene-d12	1050355	525178	2100710	1019238	-2.96
6 Perylene-d12	957161	478581	1914322	942302	-1.55

		RT LIMIT			
COMPOUND	STANDARD	LOWER	UPPER	SAMPLE	%DIFF
1 1,4-Dichlorobenze	3.43	2.93	3.93	3.42	-0.17
2 Naphthalene-d8	4.32	3.82	4.82	4.32	-0.13
3 Acenaphthene-d10	5.59	5.09	6.09	5.59	0.00
4 Phenanthrene-d10	6.69	6.19	7.19	6.68	-0.09
5 Chrysene-d12	8.65	8.15	9.15	8.65	-0.07
6 Perylene-d12	9.97	9.47	10.47	9.97	-0.06

AREA UPPER LIMIT = +100% of internal standard area.
AREA LOWER LIMIT = - 50% of internal standard area.
RT UPPER LIMIT = + 0.50 minutes of internal standard RT.
RT LOWER LIMIT = - 0.50 minutes of internal standard RT.

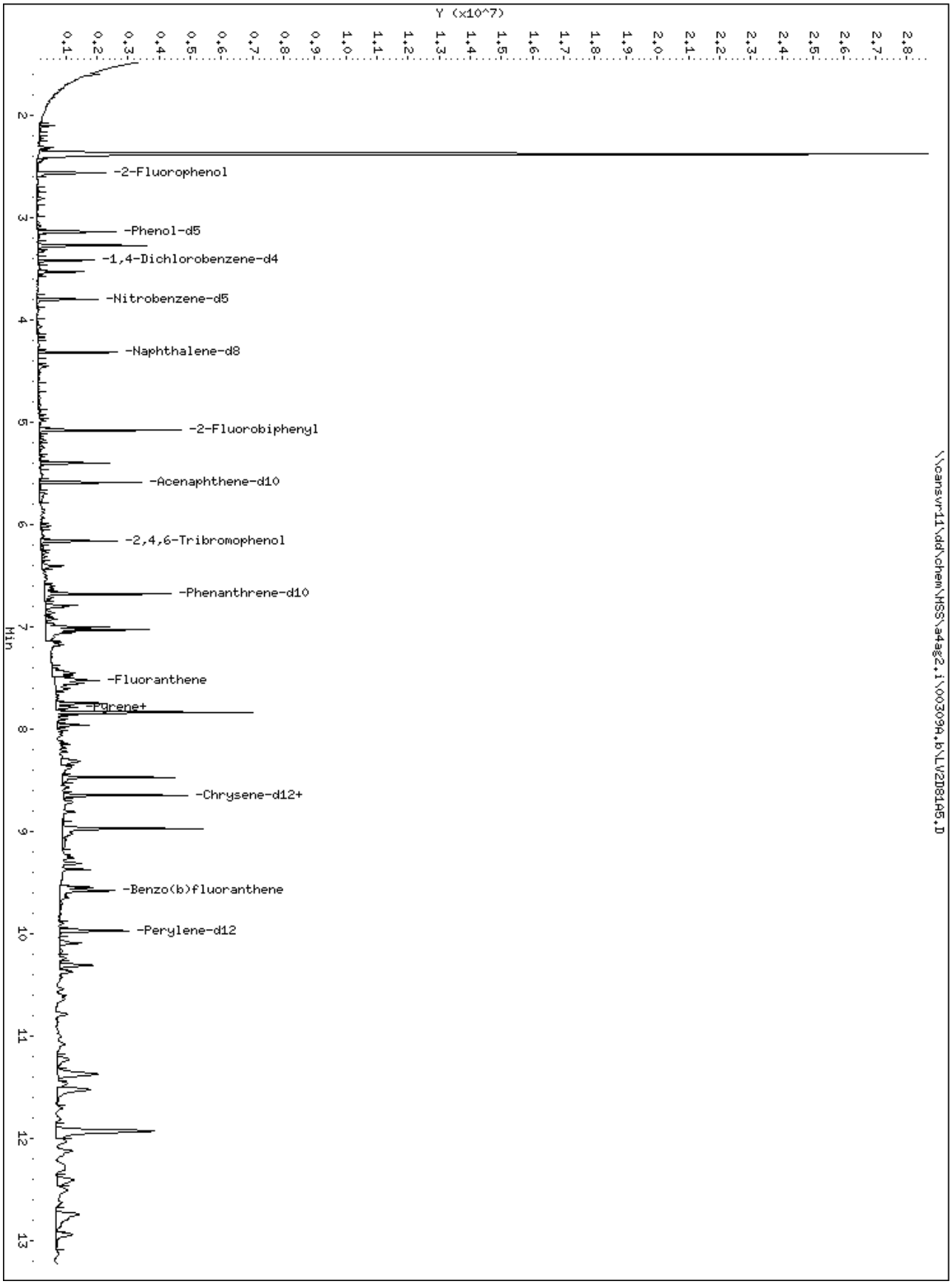
Y (x10^7)
0.1 0.2 0.3 0.4 0.5 0.6 0.7 0.8 0.9 1.0 1.1 1.2 1.3 1.4 1.5 1.6 1.7 1.8 1.9 2.0 2.1 2.2 2.3 2.4 2.5 2.6 2.7 2.8
2
3
4
5
6
7
8
9
10
11
12
13
Min
-2-Fluorophenol
-Phenol-d5
-1,4-Dichlorobenzene-d4
-Nitrobenzene-d5
-Naphthalene-d8
-2-Fluorobiphenyl
-Acenaphthene-d10
-2,4,6-Tribromophenol
-Phenanthrene-d10
-Fluoranthene
-Pyrene+
-Chrysene-d12+
-Benzo(b)fluoranthene
-Perylene-d12
\\cansvr11\dd\chem\HSS\a4ag2.i\003090.b\LV2D8105.D

123 Fluoranthene

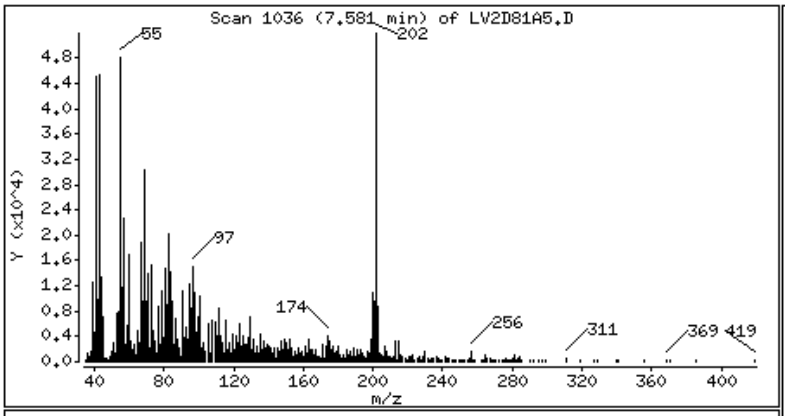

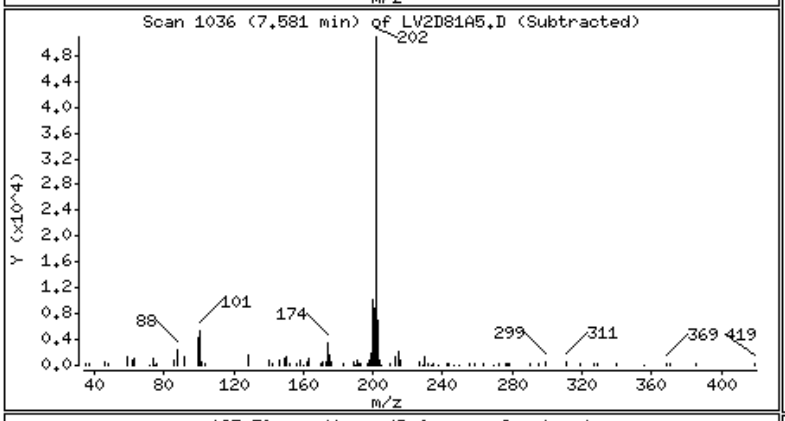

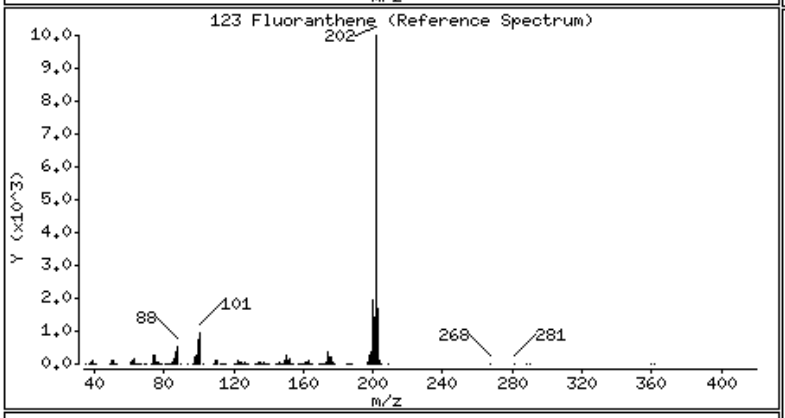

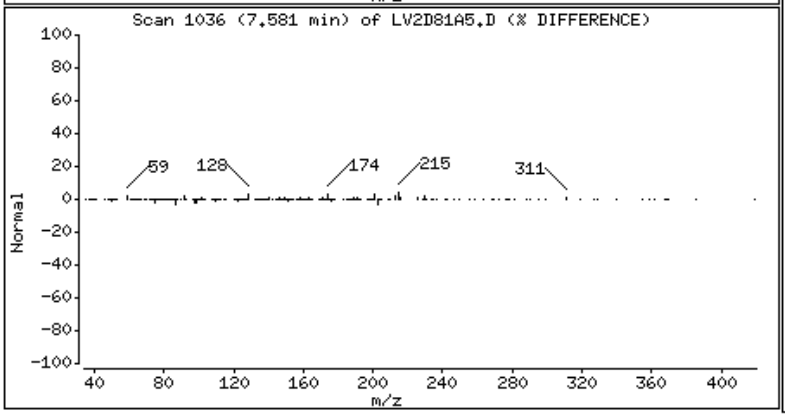

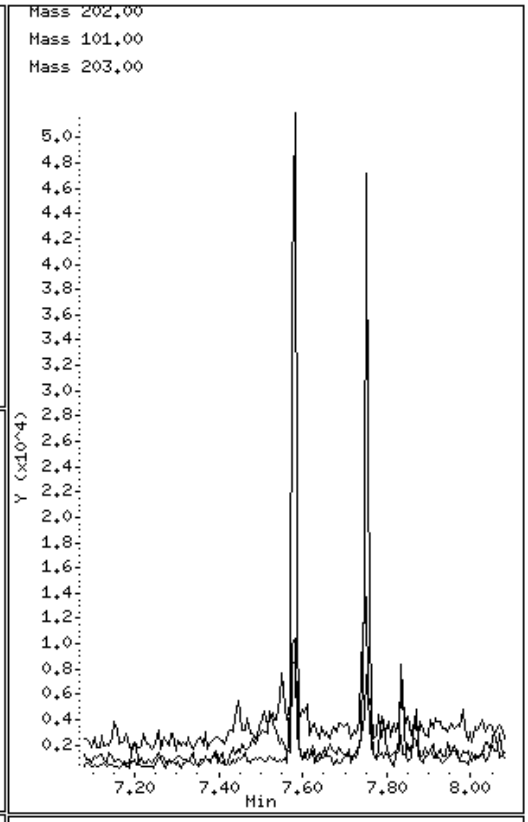

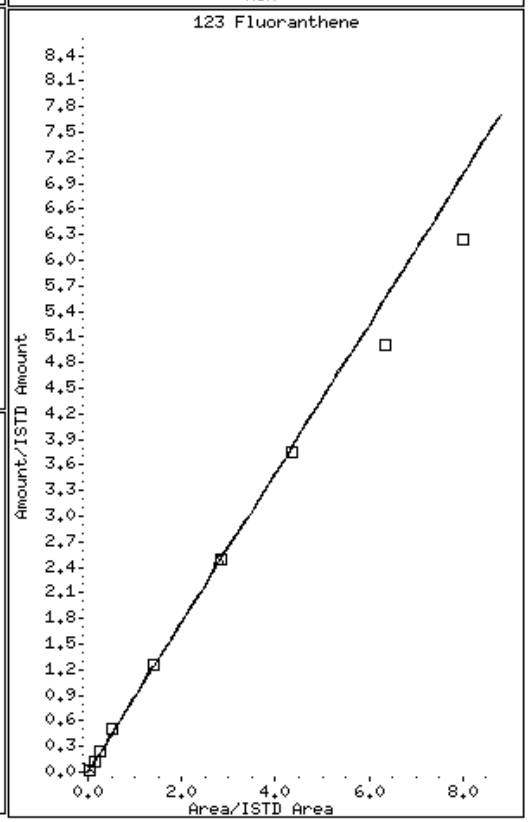

125 Pyrene

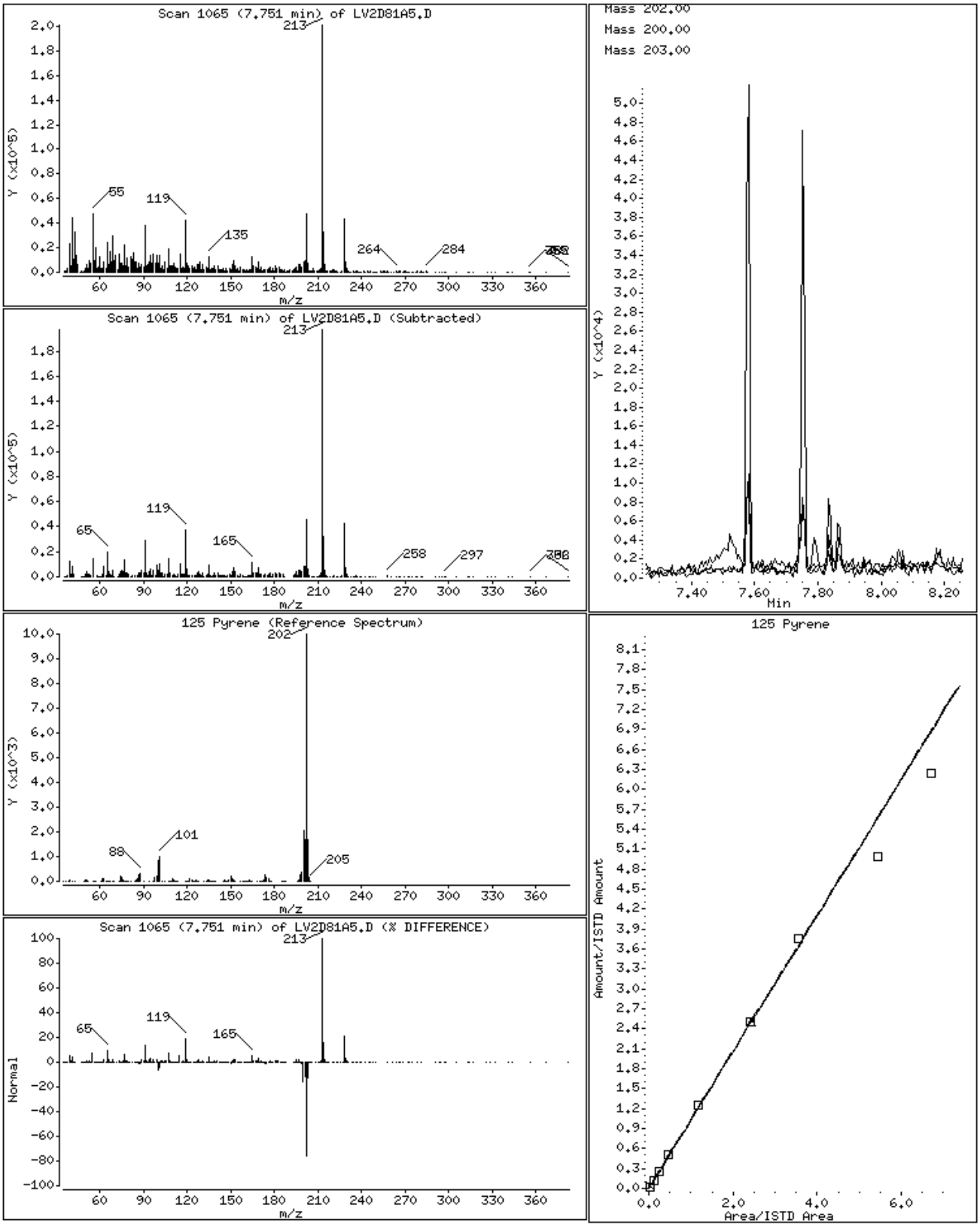
Scan 1065 (7.751 min) of LV2D81A5.D
Y (x10^5)
m/z
Scan 1065 (7.751 min) of LV2D81A5.D (Subtracted)
Y (x10^5)
m/z
125 Pyrene (Reference Spectrum)
Y (x10^3)
m/z
Scan 1065 (7.751 min) of LV2D81A5.D (% DIFFERENCE)
Normal
m/z
Mass 202.00
Mass 200.00
Mass 203.00
Y (x10^4)
Min
125 Pyrene
Amount/ISTD Amount
Area/ISTD Area

137 Chrysene

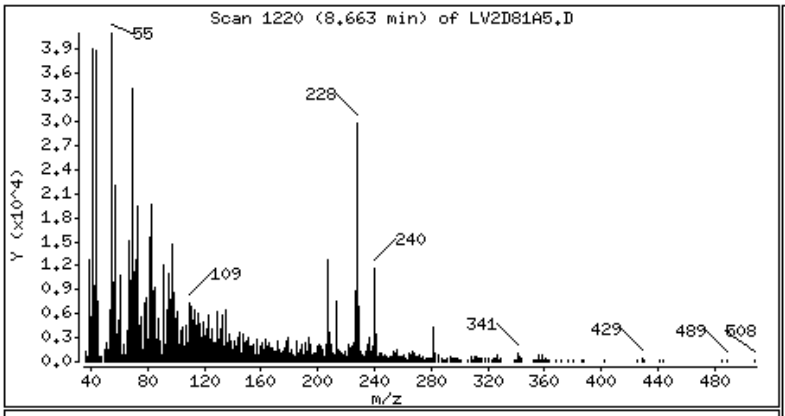

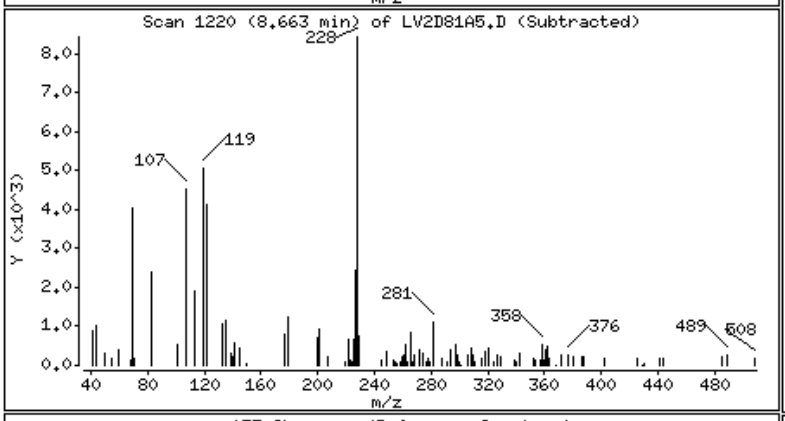

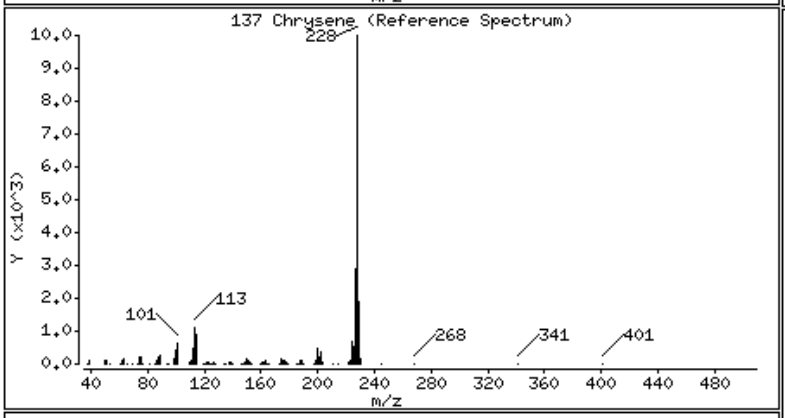

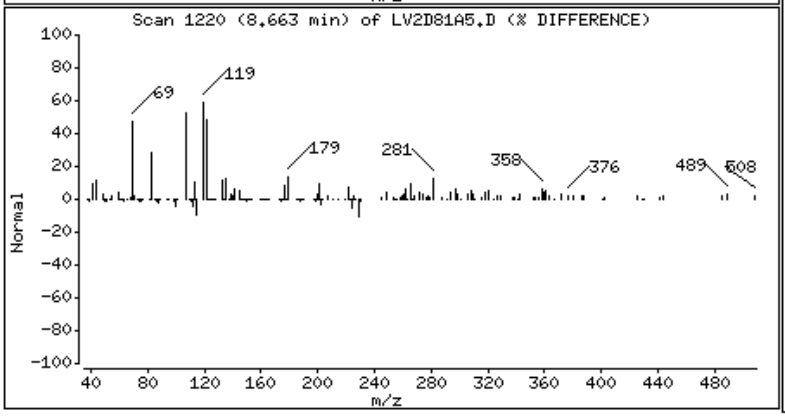

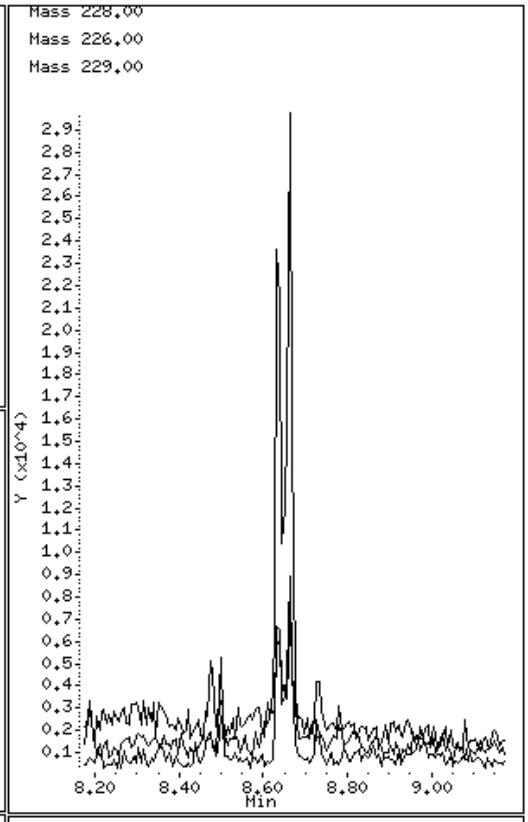

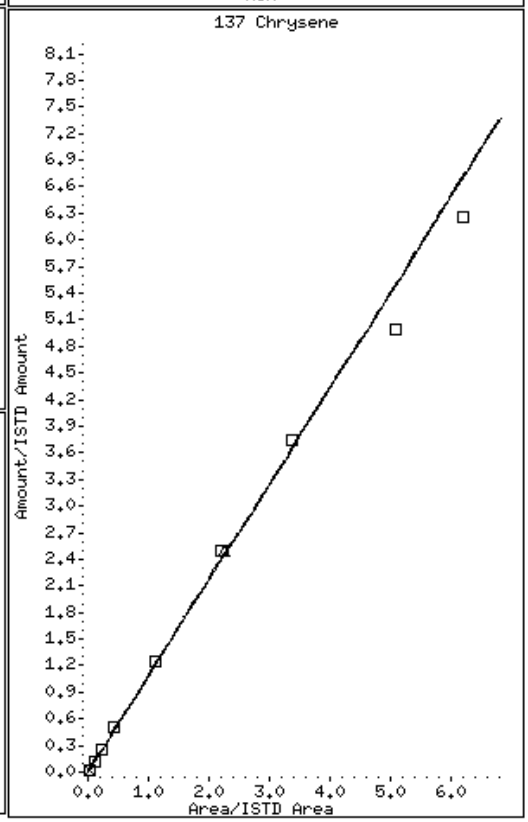

141 Benzo(b)fluoranthene

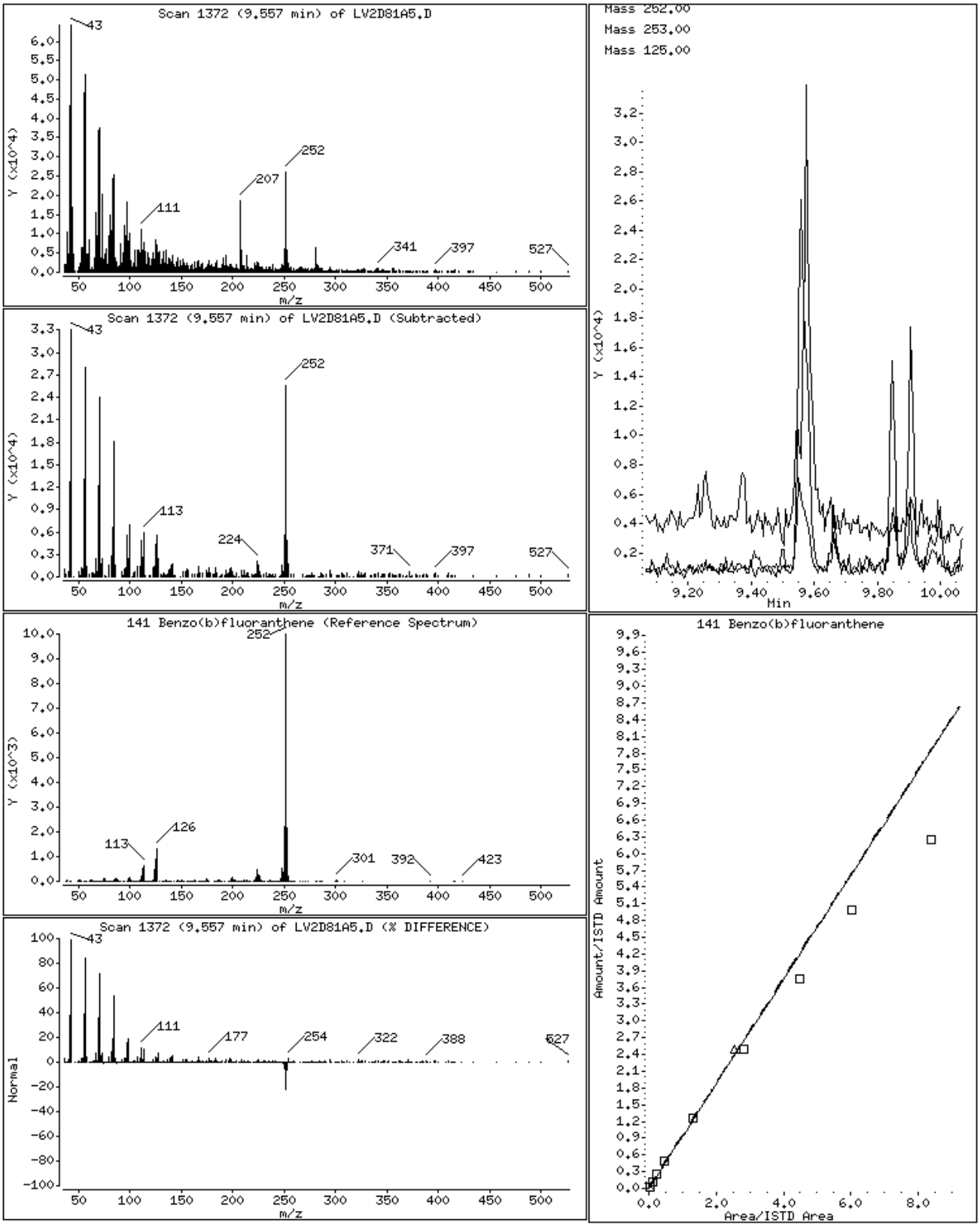

Data File Name: LV2D81A5.D
Inj. Date and Time: 09-MAR-2010 10:05
Instrument ID: a4ag2.i
Client ID: B12SB-030-6076-FD
Compound Name: Benzo(b)fluoranthene
CAS #: 205-99-2
Report Date: 03/09/2010

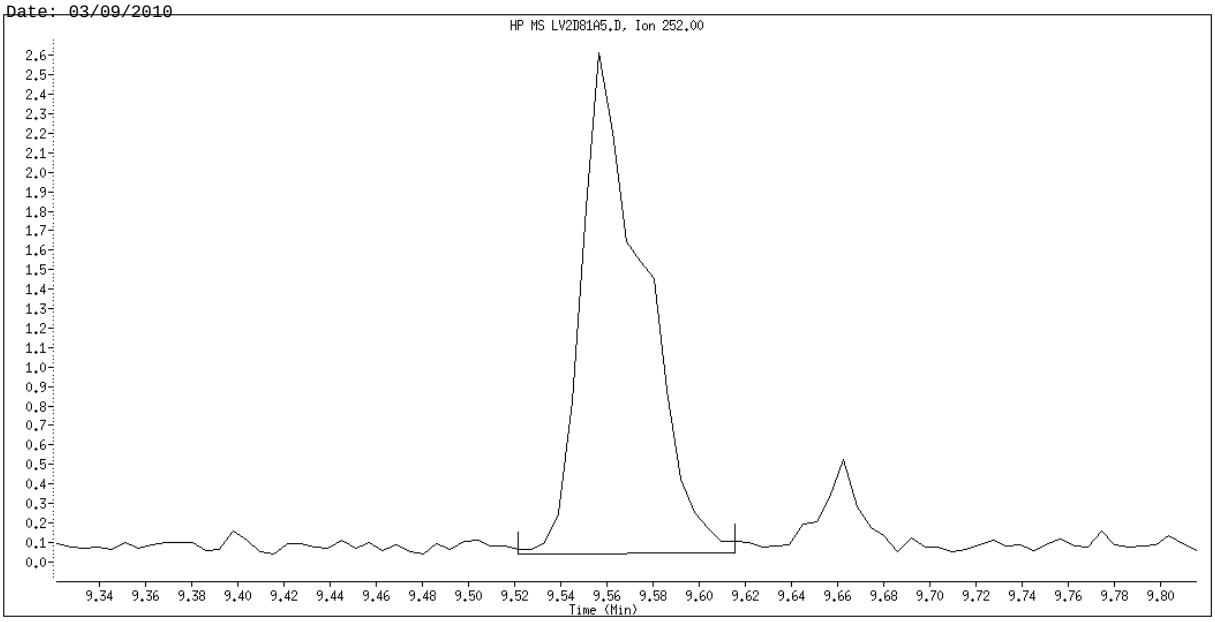

Original Integration

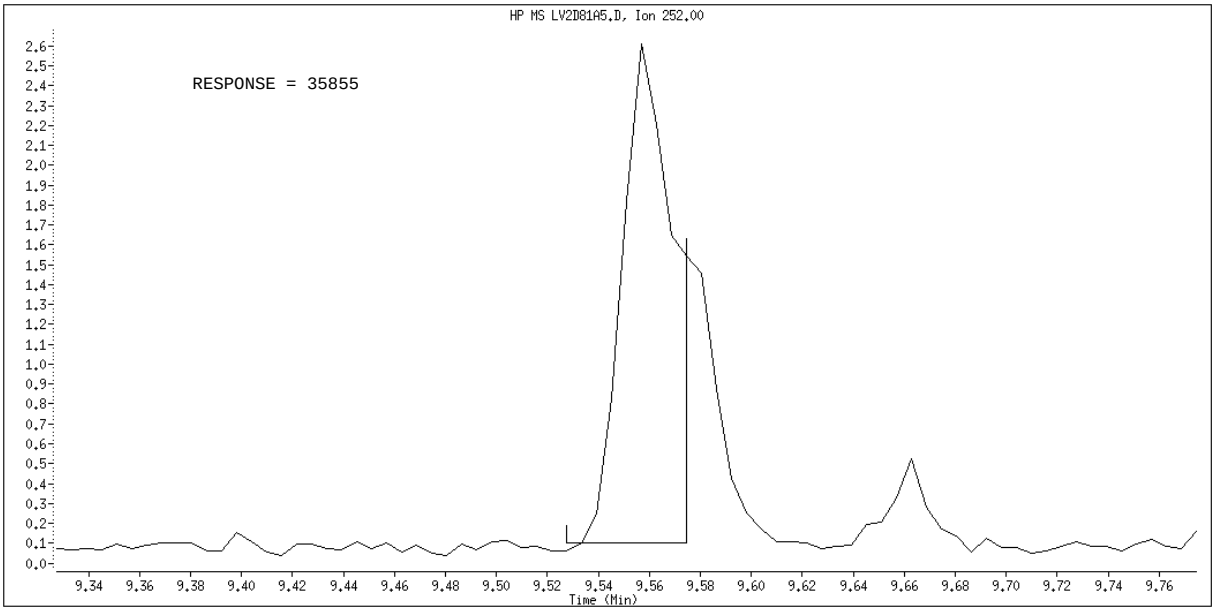

Manual Integration

Manually Integrated By: hulat
Manual Integration Reason: Poor Chromatography

Science Applications International Corp

Client Sample ID: B12SB-031-5097-SO

GC/MS Semivolatiles

Lot-Sample #...: A0B240490-008 **Work Order #...:** LV2D91A5 **Matrix.....:** SO
Date Sampled...: 02/23/10 15:15 **Date Received..:** 02/24/10
Prep Date.....: 02/25/10 **Analysis Date..:** 03/09/10
Prep Batch #...: 0056040
Dilution Factor: 1 **Initial Wgt/Vol:** 30.17 g **Final Wgt/Vol..:** 2 mL
% Moisture.....: 25 **Method.....:** SW846 8270C

PARAMETER	RESULT	REPORTING LIMIT	UNITS	MDL
Acenaphthene	ND	8.9	ug/kg	4.4
Acenaphthylene	ND	8.9	ug/kg	4.4
Anthracene	ND	8.9	ug/kg	4.4
Benzo(a)anthracene	ND	8.9	ug/kg	4.4
Benzo(b)fluoranthene	ND	8.9	ug/kg	4.4
Benzo(k)fluoranthene	ND	8.9	ug/kg	4.4
Benzo(ghi)perylene	ND	8.9	ug/kg	4.4
Benzo(a)pyrene	ND	8.9	ug/kg	4.4
Chrysene	ND	8.9	ug/kg	1.5
Dibenzo(a,h)anthracene	ND	8.9	ug/kg	4.4
Fluoranthene	ND	8.9	ug/kg	4.4
Fluorene	ND	8.9	ug/kg	4.4
Indeno(1,2,3-cd)pyrene	ND	8.9	ug/kg	4.4
Naphthalene	ND	8.9	ug/kg	4.4
Phenanthrene	ND	8.9	ug/kg	4.4
Pyrene	ND	8.9	ug/kg	4.4

SURROGATE	PERCENT RECOVERY	RECOVERY LIMITS
2-Fluorobiphenyl	58	(45 - 105)
2-Fluorophenol	74	(35 - 105)
Phenol-d5	71	(40 - 100)
2,4,6-Tribromophenol	47	(35 - 125)
Nitrobenzene-d5	60	(35 - 100)
Terphenyl-d14	86	(30 - 125)

NOTE(S):

Results and reporting limits have been adjusted for dry weight.

TestAmerica North Canton

Semivolatile REPORT SW-846 Method 8270

Data file : \\cansvr11\dd\chem\MSS\a4ag2.i\00309A.b\LV2D91A5.D
Lab Smp Id: LV2D91A5 Client Smp ID: B12SB-031-5097-SO
Inj Date : 09-MAR-2010 10:22
Operator : 046900 Inst ID: a4ag2.i
Smp Info : LV2D91A5,00309A.b,8270C-625,PAH.SUB
Misc Info :
Comment   :
Method   : \\cansvr11\dd\chem\MSS\a4ag2.i\00309A.b\8270C-625.m
Meth Date : 09-Mar-2010 12:50 hulat Quant Type: ISTD
Cal Date : 05-MAR-2010 14:18 Cal File: 2SLL0305.D
Als bottle: 9
Dil Factor: 1.00000
Integrator: HP RTE Compound Sublist: PAH.SUB
Target Version: 4.14
Processing Host: CANPMSSV04

Concentration Formula: Amt * DF * Uf * Vt/(Vi * Ws) * CpndVariable

Name	Value	Description
DF	1.000	Dilution Factor
Uf	1.000	ng unit correction factor
Vt	2000.000	Volume of final extract (uL)(1000 low, 2
Vi	0.50000	Volume injected (uL)
Ws	30.170	Weight of sample extracted (g)
Cpnd Variable		Local Compound Variable

	Compounds	QUANT SIG MASS	RT	EXP RT	REL RT	RESPONSE	CONCENTRATIONS ON-COLUMN (NG)	FINAL (ug/kg)	
* 1	1,4-Dichlorobenzene-d4	152	3.422	3.427	(1.000)	237315	2.00000		(Q)
* 2	Naphthalene-d8	136	4.316	4.321	(1.000)	1007731	2.00000		
* 3	Acenaphthene-d10	164	5.592	5.592	(1.000)	627104	2.00000		
* 4	Phenanthrene-d10	188	6.680	6.686	(1.000)	1082475	2.00000		
* 5	Chrysene-d12	240	8.639	8.651	(1.000)	1246427	2.00000		
* 6	Perylene-d12	264	9.962	9.974	(1.000)	1140200	2.00000		
23	bis(2-Chloroethyl)ether	93	Compound Not Detected.						
35	Nitrobenzene	77	Compound Not Detected.						
51	Naphthalene	128	Compound Not Detected.						
62	2-Methylnaphthalene	142	Compound Not Detected.						
63	1-Methylnaphthalene	142	Compound Not Detected.						
70	2-Chloronaphthalene	162	Compound Not Detected.						
79	Acenaphthylene	152	Compound Not Detected.						
82	Acenaphthene	153	Compound Not Detected.						
86	Dibenzofuran	168	Compound Not Detected.						
94	Fluorene	166	Compound Not Detected.						
107	Hexachlorobenzene	284	Compound Not Detected.						
115	Phenanthrene	178	Compound Not Detected.						

116	Anthracene	178	Compound Not Detected.
123	Fluoranthene	202	Compound Not Detected.

Compounds	QUANT SIG MASS	RT	EXP RT	REL RT	RESPONSE	CONCENTRATIONS ON-COLUMN (NG)	CONCENTRATIONS FINAL (ug/kg)
125 Pyrene	202	Compound Not Detected.					
136 Benzo(a)Anthracene	228	Compound Not Detected.					
137 Chrysene	228	Compound Not Detected.					
141 Benzo(b)fluoranthene	252	Compound Not Detected.					
142 Benzo(k)fluoranthene	252	Compound Not Detected.					
146 Benzo(a)pyrene	252	Compound Not Detected.					
149 Indeno(1,2,3-cd)pyrene	276	Compound Not Detected.					
150 Dibenz(a,h)anthracene	278	Compound Not Detected.					
151 Benzo(g,h,i)perylene	276	Compound Not Detected.					
$ 154 Nitrobenzene-d5	82	3.798	3.804	(0.880)	640867	2.99043	396.48
$ 155 2-Fluorobiphenyl	172	5.080	5.086	(0.908)	1061033	2.90159	384.70
$ 156 Terphenyl-d14	244	7.833	7.839	(0.907)	1671145	4.29556	569.51
$ 157 Phenol-d5	99	3.145	3.139	(0.919)	950011	5.33474	707.29
$ 158 2-Fluorophenol	112	2.569	2.557	(0.751)	726996	5.56622	737.98
$ 159 2,4,6-Tribromophenol	330	6.163	6.168	(1.102)	189427	3.53393	468.54

QC Flag Legend

Q - Qualifier signal failed the ratio test.

TestAmerica North Canton

INTERNAL STANDARD COMPOUNDS
AREA AND RT SUMMARY

Instrument ID: a4ag2.i
Lab File ID: LV2D91A5.D
Lab Smp Id: LV2D91A5
Analysis Type: SV
Quant Type: ISTD
Operator: 046900
Method File: \\cansvr11\dd\chem\MSS\a4ag2.i\00309A.b\8270C-625.m
Misc Info:

Calibration Date: 09-MAR-2010
Calibration Time: 08:21
Client Smp ID: B12SB-031-5097-SO
Level: LOW
Sample Type: SOIL

		AREA LIMIT			
COMPOUND	STANDARD	LOWER	UPPER	SAMPLE	%DIFF
1 1,4-Dichlorobenze	240542	120271	481084	237315	-1.34
2 Naphthalene-d8	982966	491483	1965932	1007731	2.52
3 Acenaphthene-d10	536785	268393	1073570	627104	16.83
4 Phenanthrene-d10	867481	433741	1734962	1082475	24.78
5 Chrysene-d12	1050355	525178	2100710	1246427	18.67
6 Perylene-d12	957161	478581	1914322	1140200	19.12

		RT LIMIT			
COMPOUND	STANDARD	LOWER	UPPER	SAMPLE	%DIFF
1 1,4-Dichlorobenze	3.43	2.93	3.93	3.42	-0.17
2 Naphthalene-d8	4.32	3.82	4.82	4.32	-0.13
3 Acenaphthene-d10	5.59	5.09	6.09	5.59	0.00
4 Phenanthrene-d10	6.69	6.19	7.19	6.68	-0.09
5 Chrysene-d12	8.65	8.15	9.15	8.64	-0.13
6 Perylene-d12	9.97	9.47	10.47	9.96	-0.12

AREA UPPER LIMIT = +100% of internal standard area.
AREA LOWER LIMIT = - 50% of internal standard area.
RT UPPER LIMIT = + 0.50 minutes of internal standard RT.
RT LOWER LIMIT = - 0.50 minutes of internal standard RT.

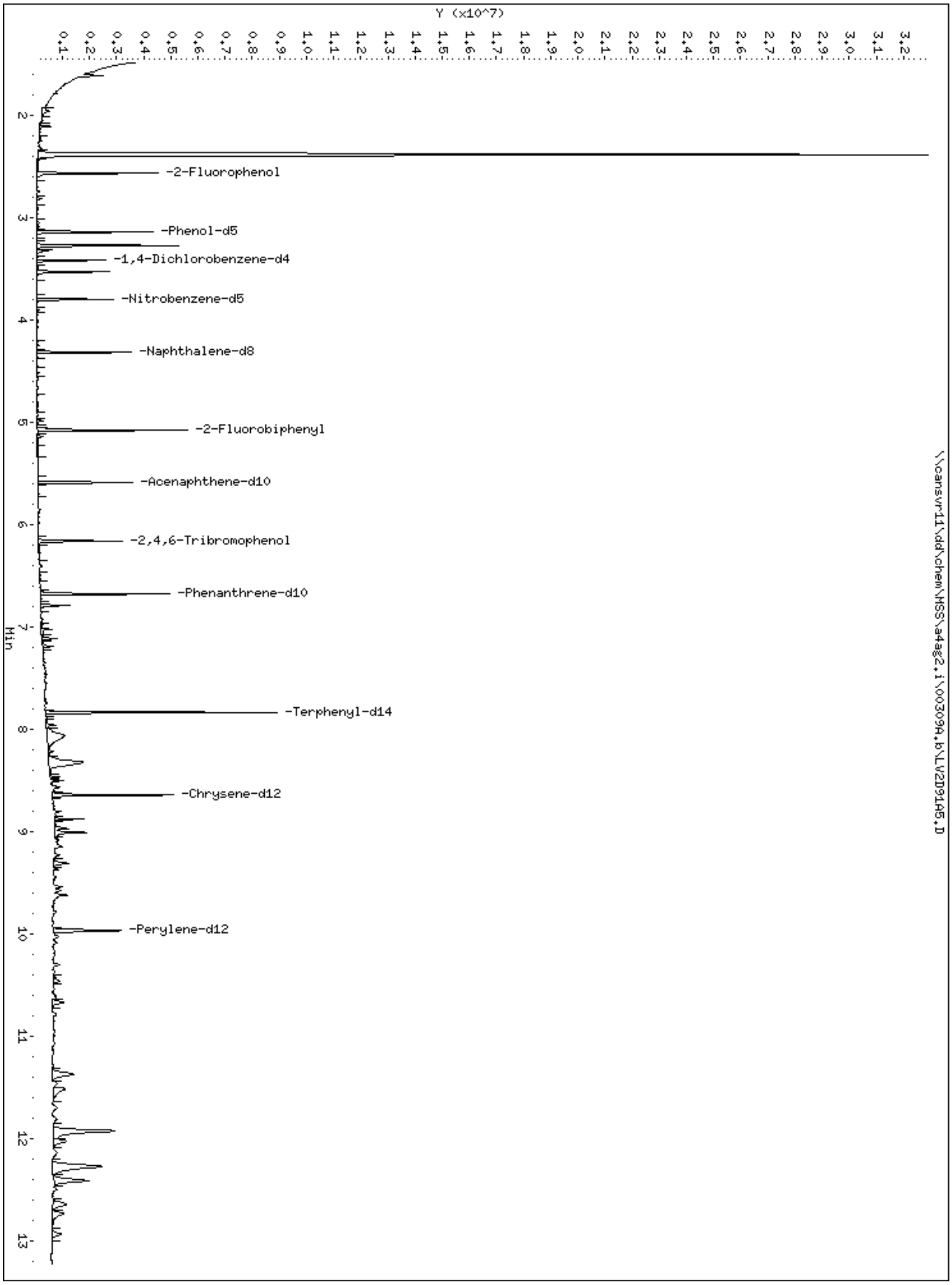
Y (x10^7)
-2-Fluorophenol
-Phenol-d5
-1,4-Dichlorobenzene-d4
-Nitrobenzene-d5
-Naphthalene-d8
-2-Fluorobiphenyl
-Acenaphthene-d10
-2,4,6-Tribromophenol
-Phenanthrene-d10
-Terphenyl-d14
-Chrysene-d12
-Perylene-d12
Min
\\cansvr11\dd\chem\HSS\a4ag2.i\003090.b\LV2D9105.D

Science Applications International Corp

Client Sample ID: B12SB-031-5098-SO

GC/MS Semivolatiles

Lot-Sample #...: A0B240490-009 **Work Order #...:** LV2EC1A5 **Matrix.....:** SO
Date Sampled...: 02/23/10 16:35 **Date Received..:** 02/24/10
Prep Date.....: 02/25/10 **Analysis Date..:** 03/09/10
Prep Batch #...: 0056040
Dilution Factor: 1 **Initial Wgt/Vol:** 30.09 g **Final Wgt/Vol..:** 2 mL
% Moisture.....: 23 **Method.....:** SW846 8270C

PARAMETER	RESULT	REPORTING LIMIT	UNITS	MDL
Acenaphthene	ND	8.6	ug/kg	4.3
Acenaphthylene	ND	8.6	ug/kg	4.3
Anthracene	ND	8.6	ug/kg	4.3
Benzo(a)anthracene	ND	8.6	ug/kg	4.3
Benzo(b)fluoranthene	ND	8.6	ug/kg	4.3
Benzo(k)fluoranthene	ND	8.6	ug/kg	4.3
Benzo(ghi)perylene	ND	8.6	ug/kg	4.3
Benzo(a)pyrene	ND	8.6	ug/kg	4.3
Chrysene	ND	8.6	ug/kg	1.4
Dibenzo(a,h)anthracene	ND	8.6	ug/kg	4.3
Fluoranthene	ND	8.6	ug/kg	4.3
Fluorene	ND	8.6	ug/kg	4.3
Indeno(1,2,3-cd)pyrene	ND	8.6	ug/kg	4.3
Naphthalene	ND	8.6	ug/kg	4.3
Phenanthrene	ND	8.6	ug/kg	4.3
Pyrene	ND	8.6	ug/kg	4.3

SURROGATE	PERCENT RECOVERY	RECOVERY LIMITS
2-Fluorobiphenyl	54	(45 - 105)
2-Fluorophenol	72	(35 - 105)
Phenol-d5	69	(40 - 100)
2,4,6-Tribromophenol	58	(35 - 125)
Nitrobenzene-d5	56	(35 - 100)
Terphenyl-d14	84	(30 - 125)

NOTE(S):

Results and reporting limits have been adjusted for dry weight.

TestAmerica North Canton

Semivolatile REPORT SW-846 Method 8270

Data file : \\cansvr11\dd\chem\MSS\a4ag2.i\00309A.b\LV2EC1A5.D
Lab Smp Id: LV2EC1A5 Client Smp ID: B12SB-031-5098-SO
Inj Date : 09-MAR-2010 10:39
Operator : 046900 Inst ID: a4ag2.i
Smp Info : LV2EC1A5,00309A.b,8270C-625,PAH.SUB
Misc Info :
Comment   :
Method   : \\cansvr11\dd\chem\MSS\a4ag2.i\00309A.b\8270C-625.m
Meth Date : 09-Mar-2010 12:50 hulat Quant Type: ISTD
Cal Date : 05-MAR-2010 14:18 Cal File: 2SLL0305.D
Als bottle: 10
Dil Factor: 1.00000
Integrator: HP RTE Compound Sublist: PAH.SUB
Target Version: 4.14
Processing Host: CANPMSSV04

Concentration Formula: Amt * DF * Uf * Vt/(Vi * Ws) * CpndVariable

Name	Value	Description
DF	1.000	Dilution Factor
Uf	1.000	ng unit correction factor
Vt	2000.000	Volume of final extract (uL)(1000 low, 2
Vi	0.50000	Volume injected (uL)
Ws	30.090	Weight of sample extracted (g)
Cpnd Variable		Local Compound Variable

	Compounds	QUANT SIG MASS	RT	EXP RT	REL RT	RESPONSE	CONCENTRATIONS ON-COLUMN (NG)	FINAL (ug/kg)	
* 1	1,4-Dichlorobenzene-d4	152	3.422	3.427	(1.000)	242186	2.00000		(Q)
* 2	Naphthalene-d8	136	4.316	4.321	(1.000)	1001413	2.00000		
* 3	Acenaphthene-d10	164	5.592	5.592	(1.000)	623597	2.00000		
* 4	Phenanthrene-d10	188	6.680	6.686	(1.000)	1049411	2.00000		
* 5	Chrysene-d12	240	8.639	8.651	(1.000)	1250724	2.00000		
* 6	Perylene-d12	264	9.962	9.974	(1.000)	1124439	2.00000		
23	bis(2-Chloroethyl)ether	93	Compound Not Detected.						
35	Nitrobenzene	77	Compound Not Detected.						
51	Naphthalene	128	Compound Not Detected.						
62	2-Methylnaphthalene	142	Compound Not Detected.						
63	1-Methylnaphthalene	142	Compound Not Detected.						
70	2-Chloronaphthalene	162	Compound Not Detected.						
79	Acenaphthylene	152	Compound Not Detected.						
82	Acenaphthene	153	Compound Not Detected.						
86	Dibenzofuran	168	Compound Not Detected.						
94	Fluorene	166	Compound Not Detected.						
107	Hexachlorobenzene	284	Compound Not Detected.						
115	Phenanthrene	178	Compound Not Detected.						

116	Anthracene	178	Compound Not Detected.
123	Fluoranthene	202	Compound Not Detected.

Compounds	QUANT SIG MASS	RT	EXP RT	REL RT	RESPONSE	CONCENTRATIONS ON-COLUMN (NG)	CONCENTRATIONS FINAL (ug/kg)
125 Pyrene	202	Compound Not Detected.					
136 Benzo(a)Anthracene	228	Compound Not Detected.					
137 Chrysene	228	Compound Not Detected.					
141 Benzo(b)fluoranthene	252	Compound Not Detected.					
142 Benzo(k)fluoranthene	252	Compound Not Detected.					
146 Benzo(a)pyrene	252	Compound Not Detected.					
149 Indeno(1,2,3-cd)pyrene	276	Compound Not Detected.					
150 Dibenz(a,h)anthracene	278	Compound Not Detected.					
151 Benzo(g,h,i)perylene	276	Compound Not Detected.					
$ 154 Nitrobenzene-d5	82	3.798	3.804	(0.880)	596553	2.80122	372.38
$ 155 2-Fluorobiphenyl	172	5.080	5.086	(0.908)	983221	2.70392	359.44
$ 156 Terphenyl-d14	244	7.833	7.839	(0.907)	1643399	4.20973	559.62
$ 157 Phenol-d5	99	3.145	3.139	(0.919)	937207	5.15699	685.54
$ 158 2-Fluorophenol	112	2.569	2.557	(0.751)	721726	5.41473	719.80
$ 159 2,4,6-Tribromophenol	330	6.168	6.168	(1.103)	235521	4.35371	578.76

QC Flag Legend

Q - Qualifier signal failed the ratio test.

TestAmerica North Canton

INTERNAL STANDARD COMPOUNDS
AREA AND RT SUMMARY

Instrument ID: a4ag2.i
Lab File ID: LV2EC1A5.D
Lab Smp Id: LV2EC1A5
Analysis Type: SV
Quant Type: ISTD
Operator: 046900
Method File: \\cansvr11\dd\chem\MSS\a4ag2.i\00309A.b\8270C-625.m
Misc Info:

Calibration Date: 09-MAR-2010
Calibration Time: 08:21
Client Smp ID: B12SB-031-5098-SO
Level: LOW
Sample Type: SOIL

		AREA LIMIT			
COMPOUND	STANDARD	LOWER	UPPER	SAMPLE	%DIFF
1 1,4-Dichlorobenze	240542	120271	481084	242186	0.68
2 Naphthalene-d8	982966	491483	1965932	1001413	1.88
3 Acenaphthene-d10	536785	268393	1073570	623597	16.17
4 Phenanthrene-d10	867481	433741	1734962	1049411	20.97
5 Chrysene-d12	1050355	525178	2100710	1250724	19.08
6 Perylene-d12	957161	478581	1914322	1124439	17.48

		RT LIMIT			
COMPOUND	STANDARD	LOWER	UPPER	SAMPLE	%DIFF
1 1,4-Dichlorobenze	3.43	2.93	3.93	3.42	-0.17
2 Naphthalene-d8	4.32	3.82	4.82	4.32	-0.13
3 Acenaphthene-d10	5.59	5.09	6.09	5.59	0.00
4 Phenanthrene-d10	6.69	6.19	7.19	6.68	-0.09
5 Chrysene-d12	8.65	8.15	9.15	8.64	-0.13
6 Perylene-d12	9.97	9.47	10.47	9.96	-0.12

AREA UPPER LIMIT = +100% of internal standard area.
AREA LOWER LIMIT = - 50% of internal standard area.
RT UPPER LIMIT = + 0.50 minutes of internal standard RT.
RT LOWER LIMIT = - 0.50 minutes of internal standard RT.

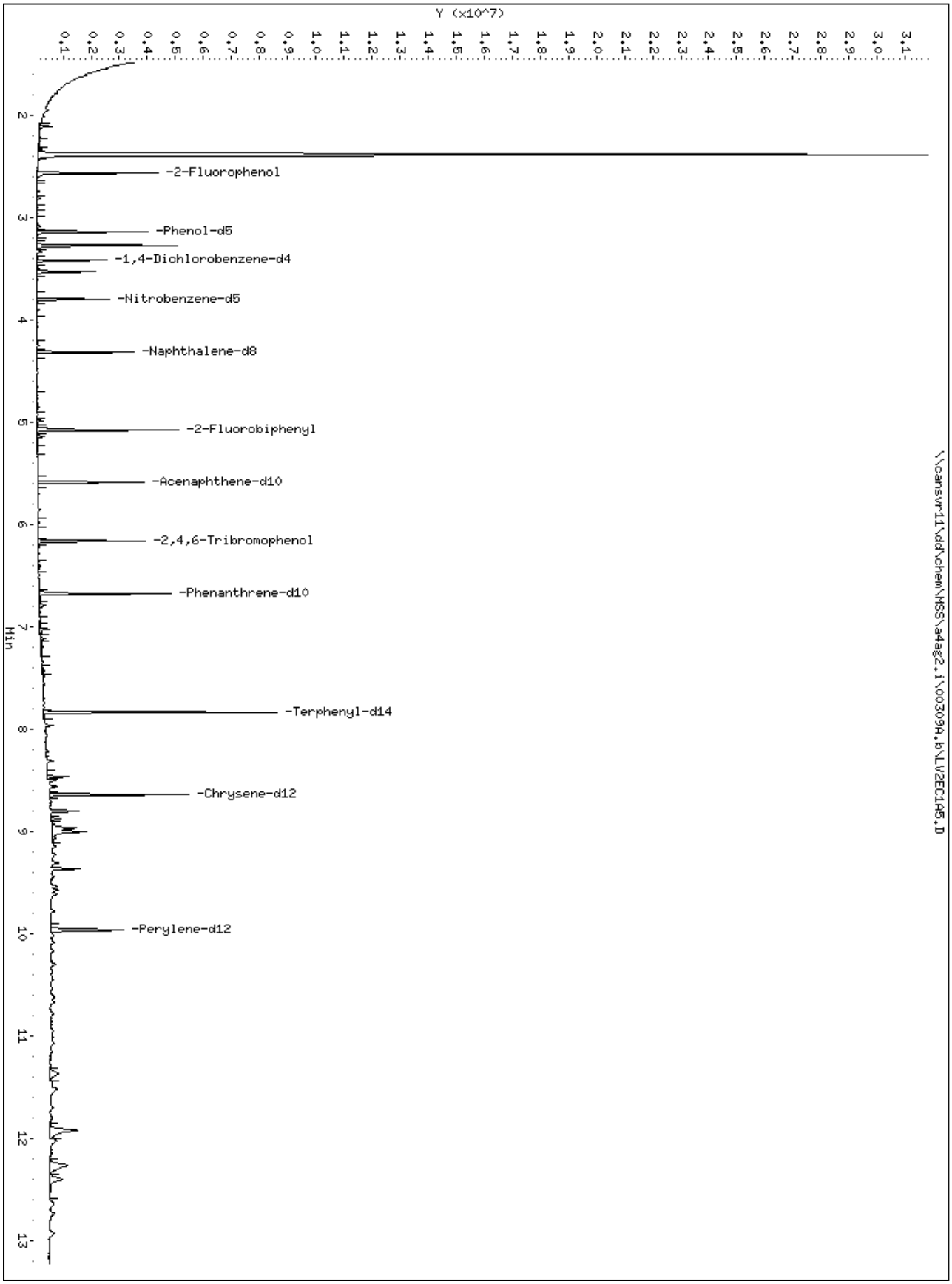
Y (x10^7)
0.1 0.2 0.3 0.4 0.5 0.6 0.7 0.8 0.9 1.0 1.1 1.2 1.3 1.4 1.5 1.6 1.7 1.8 1.9 2.0 2.1 2.2 2.3 2.4 2.5 2.6 2.7 2.8 2.9 3.0 3.1
2
-2-Fluorophenol
3
-Phenol-d5
-1,4-Dichlorobenzene-d4
-Nitrobenzene-d5
4
-Naphthalene-d8
5
-2-Fluorobiphenyl
-Acenaphthene-d10
6
-2,4,6-Tribromophenol
-Phenanthrene-d10
7
Min
-Terphenyl-d14
8
-Chrysene-d12
9
-Perylene-d12
10
11
12
13
\\cansvr11\dd\chem\HSS\a4ag2.i\00309A.b\LW2EC105.D

Science Applications International Corp

Client Sample ID: B12SB-032-5101-SO

GC/MS Semivolatiles

Lot-Sample #...: A0B240490-010 **Work Order #...:** LV2EF1A5 **Matrix.....:** SO
Date Sampled...: 02/23/10 14:35 **Date Received..:** 02/24/10
Prep Date.....: 02/25/10 **Analysis Date..:** 03/09/10
Prep Batch #...: 0056040
Dilution Factor: 1 **Initial Wgt/Vol:** 30.14 g **Final Wgt/Vol..:** 2 mL
% Moisture.....: 27 **Method.....:** SW846 8270C

PARAMETER	RESULT	REPORTING LIMIT	UNITS	MDL
Acenaphthene	ND	9.1	ug/kg	4.5
Acenaphthylene	ND	9.1	ug/kg	4.5
Anthracene	ND	9.1	ug/kg	4.5
Benzo(a)anthracene	ND	9.1	ug/kg	4.5
Benzo(b)fluoranthene	ND	9.1	ug/kg	4.5
Benzo(k)fluoranthene	ND	9.1	ug/kg	4.5
Benzo(ghi)perylene	ND	9.1	ug/kg	4.5
Benzo(a)pyrene	ND	9.1	ug/kg	4.5
Chrysene	ND	9.1	ug/kg	1.5
Dibenzo(a,h)anthracene	ND	9.1	ug/kg	4.5
Fluoranthene	ND	9.1	ug/kg	4.5
Fluorene	ND	9.1	ug/kg	4.5
Indeno(1,2,3-cd)pyrene	ND	9.1	ug/kg	4.5
Naphthalene	ND	9.1	ug/kg	4.5
Phenanthrene	ND	9.1	ug/kg	4.5
Pyrene	ND	9.1	ug/kg	4.5

SURROGATE	PERCENT RECOVERY	RECOVERY LIMITS
2-Fluorobiphenyl	52	(45 - 105)
2-Fluorophenol	69	(35 - 105)
Phenol-d5	70	(40 - 100)
2,4,6-Tribromophenol	62	(35 - 125)
Nitrobenzene-d5	53	(35 - 100)
Terphenyl-d14	83	(30 - 125)

NOTE(S):

Results and reporting limits have been adjusted for dry weight.

TestAmerica North Canton

Semivolatile REPORT SW-846 Method 8270

Data file : \\cansvr11\dd\chem\MSS\a4ag2.i\00309A.b\LV2EF1A5.D
Lab Smp Id: LV2EF1A5 Client Smp ID: B12SB-032-5101-SO
Inj Date : 09-MAR-2010 10:57
Operator : 046900 Inst ID: a4ag2.i
Smp Info : LV2EF1A5,00309A.b,8270C-625,PAH.SUB
Misc Info :
Comment   :
Method   : \\cansvr11\dd\chem\MSS\a4ag2.i\00309A.b\8270C-625.m
Meth Date : 09-Mar-2010 12:50 hulat Quant Type: ISTD
Cal Date : 05-MAR-2010 14:18 Cal File: 2SLL0305.D
Als bottle: 11
Dil Factor: 1.00000
Integrator: HP RTE Compound Sublist: PAH.SUB
Target Version: 4.14
Processing Host: CANPMSSV04

Concentration Formula: Amt * DF * Uf * Vt/(Vi * Ws) * CpndVariable

Name	Value	Description
DF	1.000	Dilution Factor
Uf	1.000	ng unit correction factor
Vt	2000.000	Volume of final extract (uL)(1000 low, 2
Vi	0.50000	Volume injected (uL)
Ws	30.140	Weight of sample extracted (g)
Cpnd Variable		Local Compound Variable

	Compounds	QUANT SIG MASS	RT	EXP RT	REL RT	RESPONSE	CONCENTRATIONS ON-COLUMN (NG)	FINAL (ug/kg)	
*	1 1,4-Dichlorobenzene-d4	152	3.422	3.427	(1.000)	194461	2.00000		(Q)
*	2 Naphthalene-d8	136	4.316	4.321	(1.000)	886793	2.00000		
*	3 Acenaphthene-d10	164	5.592	5.592	(1.000)	596898	2.00000		
*	4 Phenanthrene-d10	188	6.680	6.686	(1.000)	1114095	2.00000		
*	5 Chrysene-d12	240	8.639	8.651	(1.000)	1306475	2.00000		
*	6 Perylene-d12	264	9.968	9.974	(1.000)	1165184	2.00000		
	23 bis(2-Chloroethyl)ether	93	Compound Not Detected.						
	35 Nitrobenzene	77	Compound Not Detected.						
	51 Naphthalene	128	Compound Not Detected.						
	62 2-Methylnaphthalene	142	Compound Not Detected.						
	63 1-Methylnaphthalene	142	Compound Not Detected.						
	70 2-Chloronaphthalene	162	Compound Not Detected.						
	79 Acenaphthylene	152	Compound Not Detected.						
	82 Acenaphthene	153	Compound Not Detected.						
	86 Dibenzofuran	168	Compound Not Detected.						
	94 Fluorene	166	Compound Not Detected.						
	107 Hexachlorobenzene	284	Compound Not Detected.						
	115 Phenanthrene	178	Compound Not Detected.						

116	Anthracene	178	Compound Not Detected.
123	Fluoranthene	202	Compound Not Detected.

Compounds	QUANT SIG MASS	RT	EXP RT	REL RT	RESPONSE	CONCENTRATIONS ON-COLUMN (NG)	CONCENTRATIONS FINAL (ug/kg)
125 Pyrene	202	Compound Not Detected.					
136 Benzo(a)Anthracene	228	Compound Not Detected.					
137 Chrysene	228	Compound Not Detected.					
141 Benzo(b)fluoranthene	252	Compound Not Detected.					
142 Benzo(k)fluoranthene	252	Compound Not Detected.					
146 Benzo(a)pyrene	252	Compound Not Detected.					
149 Indeno(1,2,3-cd)pyrene	276	Compound Not Detected.					
150 Dibenz(a,h)anthracene	278	Compound Not Detected.					
151 Benzo(g,h,i)perylene	276	Compound Not Detected.					
$ 154 Nitrobenzene-d5	82	3.798	3.804	(0.880)	498259	2.64207	350.64
$ 155 2-Fluorobiphenyl	172	5.080	5.086	(0.908)	905403	2.60129	345.23
$ 156 Terphenyl-d14	244	7.833	7.839	(0.907)	1689814	4.14391	549.95
$ 157 Phenol-d5	99	3.145	3.139	(0.919)	763222	5.23032	694.14
$ 158 2-Fluorophenol	112	2.569	2.557	(0.751)	550493	5.14367	682.64
$ 159 2,4,6-Tribromophenol	330	6.169	6.168	(1.103)	243289	4.67304	620.18

QC Flag Legend

Q - Qualifier signal failed the ratio test.

TestAmerica North Canton

INTERNAL STANDARD COMPOUNDS
AREA AND RT SUMMARY

Instrument ID: a4ag2.i
Lab File ID: LV2EF1A5.D
Lab Smp Id: LV2EF1A5
Analysis Type: SV
Quant Type: ISTD
Operator: 046900
Method File: \\cansvr11\dd\chem\MSS\a4ag2.i\00309A.b\8270C-625.m
Misc Info:

Calibration Date: 09-MAR-2010
Calibration Time: 08:21
Client Smp ID: B12SB-032-5101-SO
Level: LOW
Sample Type: SOIL

		AREA LIMIT			
COMPOUND	STANDARD	LOWER	UPPER	SAMPLE	%DIFF
1 1,4-Dichlorobenze	240542	120271	481084	194461	-19.16
2 Naphthalene-d8	982966	491483	1965932	886793	-9.78
3 Acenaphthene-d10	536785	268393	1073570	596898	11.20
4 Phenanthrene-d10	867481	433741	1734962	1114095	28.43
5 Chrysene-d12	1050355	525178	2100710	1306475	24.38
6 Perylene-d12	957161	478581	1914322	1165184	21.73

		RT LIMIT			
COMPOUND	STANDARD	LOWER	UPPER	SAMPLE	%DIFF
1 1,4-Dichlorobenze	3.43	2.93	3.93	3.42	-0.17
2 Naphthalene-d8	4.32	3.82	4.82	4.32	-0.13
3 Acenaphthene-d10	5.59	5.09	6.09	5.59	0.00
4 Phenanthrene-d10	6.69	6.19	7.19	6.68	-0.08
5 Chrysene-d12	8.65	8.15	9.15	8.64	-0.13
6 Perylene-d12	9.97	9.47	10.47	9.97	-0.06

AREA UPPER LIMIT = +100% of internal standard area.
AREA LOWER LIMIT = - 50% of internal standard area.
RT UPPER LIMIT = + 0.50 minutes of internal standard RT.
RT LOWER LIMIT = - 0.50 minutes of internal standard RT.

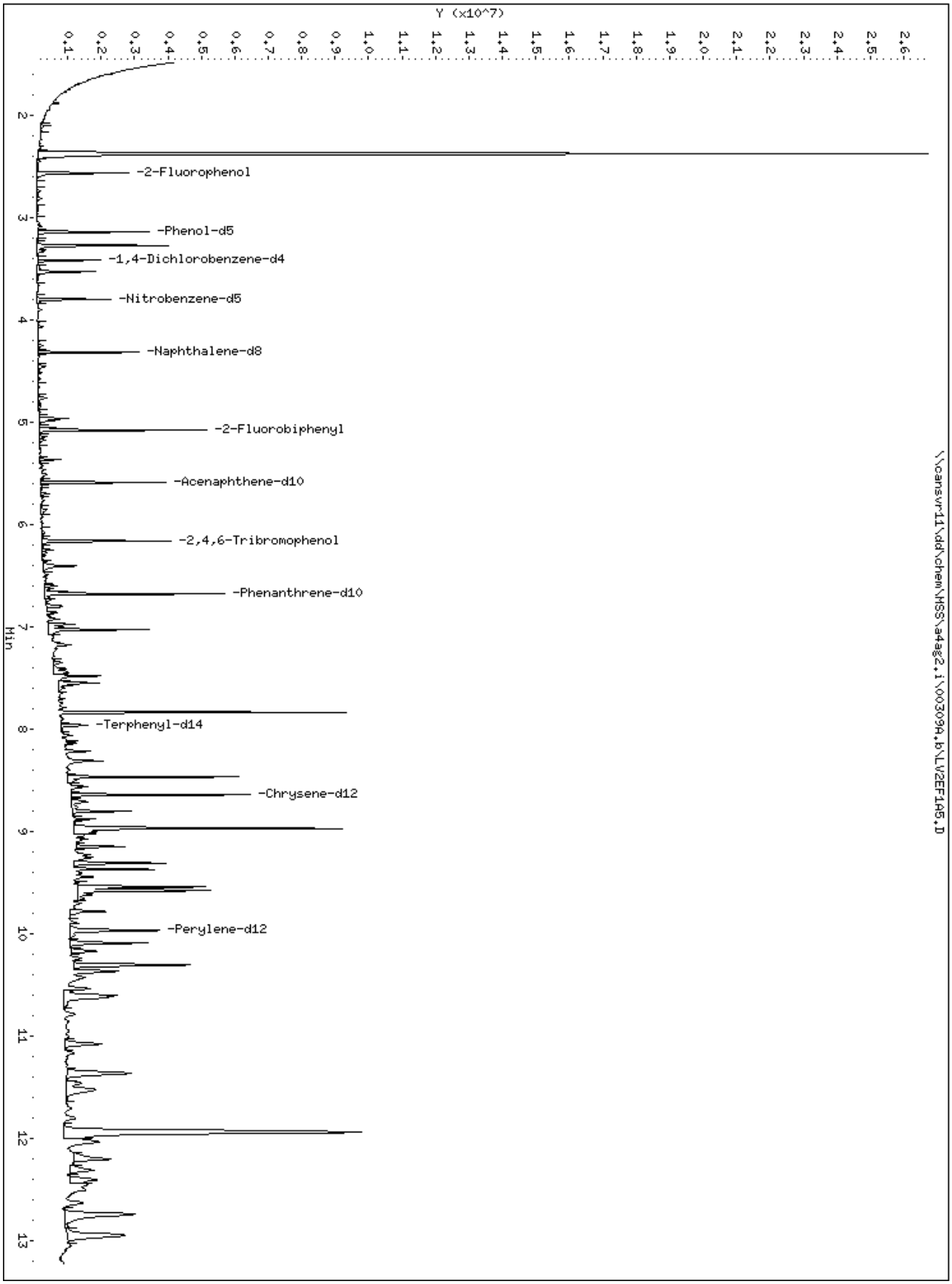
Y (x10^7)
0.1 0.2 0.3 0.4 0.5 0.6 0.7 0.8 0.9 1.0 1.1 1.2 1.3 1.4 1.5 1.6 1.7 1.8 1.9 2.0 2.1 2.2 2.3 2.4 2.5 2.6
2
3
4
5
6
7
8
9
10
11
12
13
Min
-2-Fluorophenol
-Phenol-d5
-1,4-Dichlorobenzene-d4
-Nitrobenzene-d5
-Naphthalene-d8
-2-Fluorobiphenyl
-Acenaphthene-d10
-2,4,6-Tribromophenol
-Phenanthrene-d10
-Terphenyl-d14
-Chrysene-d12
-Perylene-d12
\\cansvr11\dd\chem\HSS\a4ag2.i\003090.b\LW2EF105.D

Science Applications International Corp

Client Sample ID: B12SB-032-5102-SO

GC/MS Semivolatiles

Lot-Sample #...: A0B240490-011 **Work Order #...:** LV2EH1A5 **Matrix.....:** SO
Date Sampled...: 02/23/10 14:55 **Date Received..:** 02/24/10
Prep Date.....: 02/25/10 **Analysis Date..:** 03/09/10
Prep Batch #...: 0056040
Dilution Factor: 1 **Initial Wgt/Vol:** 30.01 g **Final Wgt/Vol..:** 2 mL
% Moisture.....: 23 **Method.....:** SW846 8270C

PARAMETER	RESULT	REPORTING LIMIT	UNITS	MDL
Acenaphthene	ND	8.7	ug/kg	4.3
Acenaphthylene	ND	8.7	ug/kg	4.3
Anthracene	ND	8.7	ug/kg	4.3
Benzo(a)anthracene	ND	8.7	ug/kg	4.3
Benzo(b)fluoranthene	ND	8.7	ug/kg	4.3
Benzo(k)fluoranthene	ND	8.7	ug/kg	4.3
Benzo(ghi)perylene	ND	8.7	ug/kg	4.3
Benzo(a)pyrene	ND	8.7	ug/kg	4.3
Chrysene	ND	8.7	ug/kg	1.4
Dibenzo(a,h)anthracene	ND	8.7	ug/kg	4.3
Fluoranthene	ND	8.7	ug/kg	4.3
Fluorene	ND	8.7	ug/kg	4.3
Indeno(1,2,3-cd)pyrene	ND	8.7	ug/kg	4.3
Naphthalene	ND	8.7	ug/kg	4.3
Phenanthrene	ND	8.7	ug/kg	4.3
Pyrene	ND	8.7	ug/kg	4.3

SURROGATE	PERCENT RECOVERY	RECOVERY LIMITS
2-Fluorobiphenyl	53	(45 - 105)
2-Fluorophenol	70	(35 - 105)
Phenol-d5	66	(40 - 100)
2,4,6-Tribromophenol	65	(35 - 125)
Nitrobenzene-d5	55	(35 - 100)
Terphenyl-d14	85	(30 - 125)

NOTE(S):

Results and reporting limits have been adjusted for dry weight.

TestAmerica North Canton

Semivolatile REPORT SW-846 Method 8270

Data file : \\cansvr11\dd\chem\MSS\a4ag2.i\00309A.b\LV2EH1A5.D
Lab Smp Id: LV2EH1A5 Client Smp ID: B12SB-032-5102-SO
Inj Date : 09-MAR-2010 11:14
Operator : 046900 Inst ID: a4ag2.i
Smp Info : LV2EH1A5,00309A.b,8270C-625,PAH.SUB
Misc Info :
Comment   :
Method   : \\cansvr11\dd\chem\MSS\a4ag2.i\00309A.b\8270C-625.m
Meth Date : 09-Mar-2010 12:50 hulat Quant Type: ISTD
Cal Date : 05-MAR-2010 14:18 Cal File: 2SLL0305.D
Als bottle: 12
Dil Factor: 1.00000
Integrator: HP RTE Compound Sublist: PAH.SUB
Target Version: 4.14
Processing Host: CANPMSSV04

Concentration Formula: Amt * DF * Uf * Vt/(Vi * Ws) * CpndVariable

Name	Value	Description
DF	1.000	Dilution Factor
Uf	1.000	ng unit correction factor
Vt	2000.000	Volume of final extract (uL)(1000 low, 2
Vi	0.50000	Volume injected (uL)
Ws	30.010	Weight of sample extracted (g)
Cpnd Variable		Local Compound Variable

	Compounds	QUANT SIG MASS	RT	EXP RT	REL RT	RESPONSE	CONCENTRATIONS ON-COLUMN (NG)	FINAL (ug/kg)	
* 1	1,4-Dichlorobenzene-d4	152	3.422	3.427	(1.000)	214344	2.00000		(Q)
* 2	Naphthalene-d8	136	4.316	4.321	(1.000)	934966	2.00000		
* 3	Acenaphthene-d10	164	5.592	5.592	(1.000)	602804	2.00000		
* 4	Phenanthrene-d10	188	6.680	6.686	(1.000)	1083338	2.00000		
* 5	Chrysene-d12	240	8.639	8.651	(1.000)	1324254	2.00000		
* 6	Perylene-d12	264	9.962	9.974	(1.000)	1223748	2.00000		
23	bis(2-Chloroethyl)ether	93	Compound Not Detected.						
35	Nitrobenzene	77	Compound Not Detected.						
51	Naphthalene	128	Compound Not Detected.						
62	2-Methylnaphthalene	142	Compound Not Detected.						
63	1-Methylnaphthalene	142	Compound Not Detected.						
70	2-Chloronaphthalene	162	Compound Not Detected.						
79	Acenaphthylene	152	Compound Not Detected.						
82	Acenaphthene	153	Compound Not Detected.						
86	Dibenzofuran	168	Compound Not Detected.						
94	Fluorene	166	Compound Not Detected.						
107	Hexachlorobenzene	284	Compound Not Detected.						
115	Phenanthrene	178	Compound Not Detected.						

116	Anthracene	178	Compound Not Detected.
123	Fluoranthene	202	Compound Not Detected.

Compounds	QUANT SIG MASS	RT	EXP RT	REL RT	RESPONSE	CONCENTRATIONS ON-COLUMN (NG)	CONCENTRATIONS FINAL (ug/kg)
125 Pyrene	202	Compound Not Detected.					
136 Benzo(a)Anthracene	228	Compound Not Detected.					
137 Chrysene	228	Compound Not Detected.					
141 Benzo(b)fluoranthene	252	Compound Not Detected.					
142 Benzo(k)fluoranthene	252	Compound Not Detected.					
146 Benzo(a)pyrene	252	Compound Not Detected.					
149 Indeno(1,2,3-cd)pyrene	276	Compound Not Detected.					
150 Dibenz(a,h)anthracene	278	Compound Not Detected.					
151 Benzo(g,h,i)perylene	276	Compound Not Detected.					
$ 154 Nitrobenzene-d5	82	3.798	3.804	(0.880)	545800	2.74504	365.88
$ 155 2-Fluorobiphenyl	172	5.080	5.086	(0.908)	936288	2.66367	355.04
$ 156 Terphenyl-d14	244	7.833	7.839	(0.907)	1766722	4.27434	569.72
$ 157 Phenol-d5	99	3.145	3.139	(0.919)	790203	4.91289	654.83
$ 158 2-Fluorophenol	112	2.569	2.557	(0.751)	621873	5.27162	702.65
$ 159 2,4,6-Tribromophenol	330	6.169	6.168	(1.103)	255641	4.84799	646.18

QC Flag Legend

Q - Qualifier signal failed the ratio test.

TestAmerica North Canton

INTERNAL STANDARD COMPOUNDS
AREA AND RT SUMMARY

Instrument ID: a4ag2.i
Lab File ID: LV2EH1A5.D
Lab Smp Id: LV2EH1A5
Analysis Type: SV
Quant Type: ISTD
Operator: 046900
Method File: \\cansvr11\dd\chem\MSS\a4ag2.i\00309A.b\8270C-625.m
Misc Info:

Calibration Date: 09-MAR-2010
Calibration Time: 08:21
Client Smp ID: B12SB-032-5102-SO
Level: LOW
Sample Type: SOIL

		AREA LIMIT			
COMPOUND	STANDARD	LOWER	UPPER	SAMPLE	%DIFF
1 1,4-Dichlorobenze	240542	120271	481084	214344	-10.89
2 Naphthalene-d8	982966	491483	1965932	934966	-4.88
3 Acenaphthene-d10	536785	268393	1073570	602804	12.30
4 Phenanthrene-d10	867481	433741	1734962	1083338	24.88
5 Chrysene-d12	1050355	525178	2100710	1324254	26.08
6 Perylene-d12	957161	478581	1914322	1223748	27.85

		RT LIMIT			
COMPOUND	STANDARD	LOWER	UPPER	SAMPLE	%DIFF
1 1,4-Dichlorobenze	3.43	2.93	3.93	3.42	-0.16
2 Naphthalene-d8	4.32	3.82	4.82	4.32	-0.13
3 Acenaphthene-d10	5.59	5.09	6.09	5.59	0.00
4 Phenanthrene-d10	6.69	6.19	7.19	6.68	-0.08
5 Chrysene-d12	8.65	8.15	9.15	8.64	-0.13
6 Perylene-d12	9.97	9.47	10.47	9.96	-0.12

AREA UPPER LIMIT = +100% of internal standard area.
AREA LOWER LIMIT = - 50% of internal standard area.
RT UPPER LIMIT = + 0.50 minutes of internal standard RT.
RT LOWER LIMIT = - 0.50 minutes of internal standard RT.

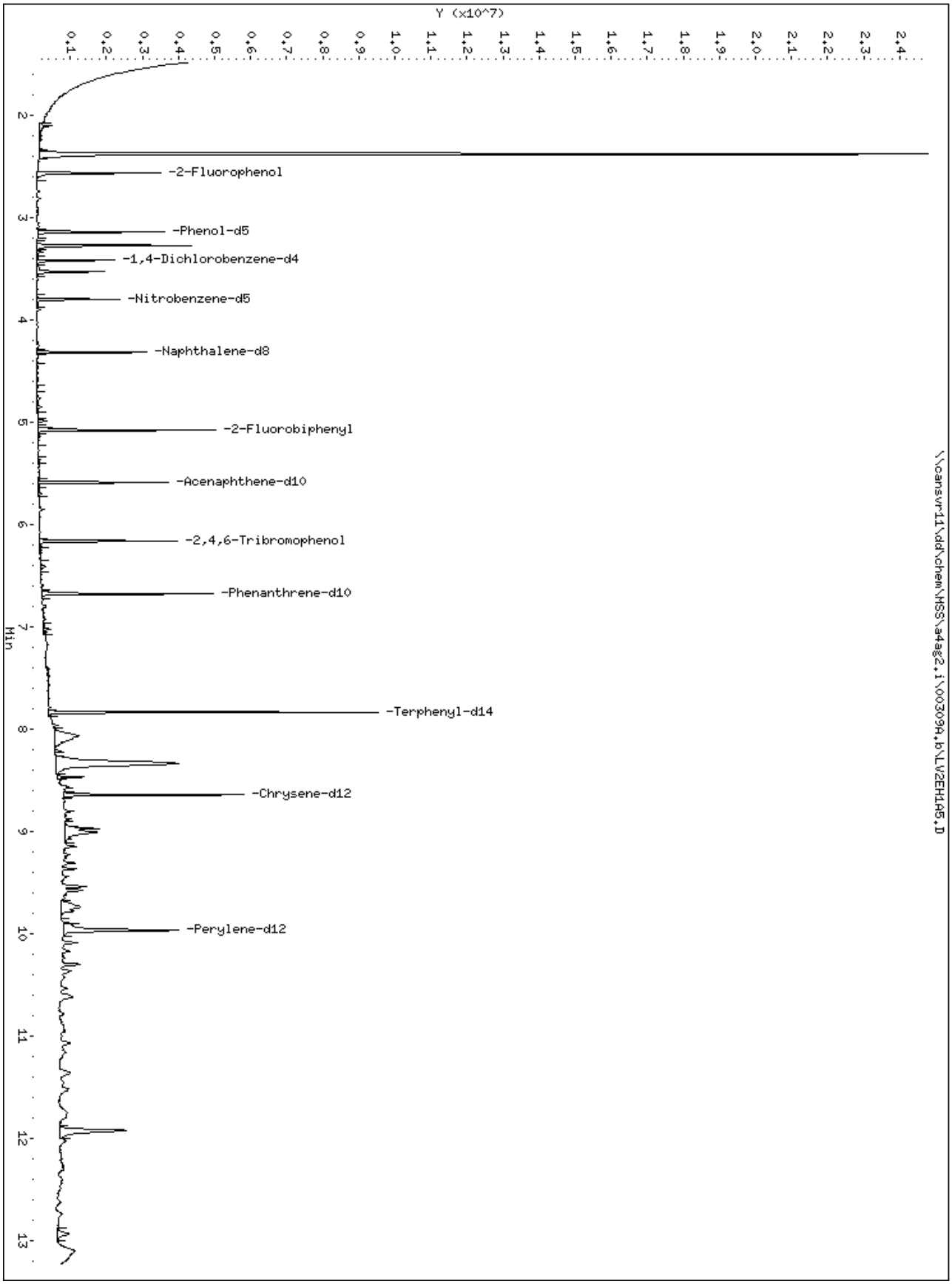
Y (x10^7)
0.1
0.2
0.3
0.4
0.5
0.6
0.7
0.8
0.9
1.0
1.1
1.2
1.3
1.4
1.5
1.6
1.7
1.8
1.9
2.0
2.1
2.2
2.3
2.4
2
3
4
5
6
7
8
9
10
11
12
13
Min
-2-Fluorophenol
-Phenol-d5
-1,4-Dichlorobenzene-d4
-Nitrobenzene-d5
-Naphthalene-d8
-2-Fluorobiphenyl
-Acenaphthene-d10
-2,4,6-Tribromophenol
-Phenanthrene-d10
-Terphenyl-d14
-Chrysene-d12
-Perylene-d12
\\cansvr11\dd\chem\HSS\a4ag2.i\003090.b\LW2EH105.D

Science Applications International Corp

Client Sample ID: CPCSS-036-5014-SO

GC/MS Semivolatiles

Lot-Sample #...: A0B240490-012 **Work Order #...:** LV2EJ1AC **Matrix.....:** SO
Date Sampled...: 02/23/10 16:00 **Date Received..:** 02/24/10
Prep Date.....: 02/25/10 **Analysis Date..:** 03/16/10
Prep Batch #...: 0056040
Dilution Factor: 1 **Initial Wgt/Vol:** 30.02 g **Final Wgt/Vol..:** 2 mL
% Moisture.....: 24 **Method.....:** SW846 8270C

PARAMETER	RESULT	REPORTING LIMIT	UNITS	MDL
Acenaphthene	ND	66	ug/kg	4.3
Acenaphthylene	ND	66	ug/kg	4.3
Anthracene	ND	66	ug/kg	4.3
Benzo(a)anthracene	ND	66	ug/kg	4.3
Benzo(b)fluoranthene	ND	66	ug/kg	4.3
Benzo(k)fluoranthene	ND	66	ug/kg	4.3
Benzoic acid	ND	1100	ug/kg	440
Benzo(ghi)perylene	ND	66	ug/kg	4.3
Benzo(a)pyrene	ND	66	ug/kg	4.3
Benzyl alcohol	ND	430	ug/kg	28
bis(2-Chloroethoxy) methane	ND	430	ug/kg	29
bis(2-Chloroethyl)-ether	ND	430	ug/kg	2.6
bis(2-Chloroisopropyl) ether	ND	430	ug/kg	13
bis(2-Ethylhexyl) phthalate	ND	430	ug/kg	25
4-Bromophenyl phenyl ether	ND	430	ug/kg	17
Butyl benzyl phthalate	ND	430	ug/kg	13
Carbazole	ND	66	ug/kg	36
4-Chloroaniline	ND	430	ug/kg	22
4-Chloro-3-methylphenol	ND	430	ug/kg	28
2-Chloronaphthalene	ND	430	ug/kg	4.3
2-Chlorophenol	ND	430	ug/kg	36
4-Chlorophenyl phenyl ether	ND	430	ug/kg	17
Dibenzo(a,h)anthracene	ND	66	ug/kg	4.3
Dibenzofuran	ND	430	ug/kg	26
Di-n-butyl phthalate	ND	430	ug/kg	20
1,2-Dichlorobenzene	ND	430	ug/kg	13
1,3-Dichlorobenzene	ND	430	ug/kg	14
1,4-Dichlorobenzene	ND	430	ug/kg	26
3,3'-Dichlorobenzidine	ND	430	ug/kg	24
2,4-Dichlorophenol	ND	430	ug/kg	26
Diethyl phthalate	ND	430	ug/kg	21
2,4-Dimethylphenol	ND	430	ug/kg	26

(Continued on next page)

Science Applications International Corp

Client Sample ID: CPCSS-036-5014-SO

GC/MS Semivolatiles

Lot-Sample #...: A0B240490-012 **Work Order #...:** LV2EJ1AC **Matrix.....:** SO

PARAMETER	RESULT	REPORTING LIMIT	UNITS	MDL
Dimethyl phthalate	ND	430	ug/kg	22
4,6-Dinitro-2-methylphenol	ND	1100	ug/kg	110
2,4-Dinitrophenol	ND	1100	ug/kg	110
2,4-Dinitrotoluene	ND	430	ug/kg	36
2,6-Dinitrotoluene	ND	430	ug/kg	28
Di-n-octyl phthalate	ND	430	ug/kg	36
Fluoranthene	**12 J**	**66**	**ug/kg**	**4.3**
Fluorene	ND	66	ug/kg	4.3
Hexachlorobenzene	ND	430	ug/kg	2.8
Hexachlorobutadiene	ND	430	ug/kg	36
Hexachlorocyclopentadiene	ND	430	ug/kg	36
Hexachloroethane	ND	430	ug/kg	12
Indeno(1,2,3-cd)pyrene	ND	66	ug/kg	4.3
Isophorone	ND	430	ug/kg	17
2-Methylnaphthalene	ND	430	ug/kg	4.3
2-Methylphenol	ND	430	ug/kg	110
3-Methylphenol & 4-Methylphenol	ND	430	ug/kg	26
Naphthalene	ND	66	ug/kg	4.3
2-Nitroaniline	ND	1100	ug/kg	12
3-Nitroaniline	ND	1100	ug/kg	21
4-Nitroaniline	ND	1100	ug/kg	34
Nitrobenzene	ND	430	ug/kg	2.9
2-Nitrophenol	ND	430	ug/kg	36
4-Nitrophenol	ND	1100	ug/kg	110
N-Nitrosodiphenylamine	ND	430	ug/kg	28
N-Nitrosodi-n-propylamine	ND	430	ug/kg	36
Pentachlorophenol	ND	430	ug/kg	110
Phenanthrene	ND	66	ug/kg	4.3
Phenol	ND	430	ug/kg	36
Pyrene	**11 J**	**66**	**ug/kg**	**4.3**
1,2,4-Trichlorobenzene	ND	430	ug/kg	36
2,4,5-Trichlorophenol	ND	430	ug/kg	33
2,4,6-Trichlorophenol	ND	430	ug/kg	110
Chrysene	ND	66	ug/kg	1.4

(Continued on next page)

Science Applications International Corp

Client Sample ID: CPCSS-036-5014-SO

GC/MS Semivolatiles

Lot-Sample #...: A0B240490-012 **Work Order #...:** LV2EJ1AC **Matrix.....:** SO

SURROGATE	PERCENT RECOVERY	RECOVERY LIMITS
2-Fluorobiphenyl	48	(45 - 105)
2-Fluorophenol	60	(35 - 105)
Phenol-d5	57	(40 - 100)
2,4,6-Tribromophenol	61	(35 - 125)
Nitrobenzene-d5	47	(35 - 100)
Terphenyl-d14	70	(30 - 125)

NOTE(S):

Results and reporting limits have been adjusted for dry weight.

J Estimated: The analyte was positively identified; the quanitation is estimated.

TestAmerica North Canton

Semivolatile REPORT SW-846 Method 8270

Data file : \\cansvr11\dd\chem\MSS\a4ag2.i\00316A.b\LV2EJ1AC.D
Lab Smp Id: LV2EJ1AC Client Smp ID: CPCSS-036-5014-SO
Inj Date : 16-MAR-2010 16:45
Operator : 046900 Inst ID: a4ag2.i
Smp Info : LV2EJ1AC,00316A.b,8270C-625,3-827042.SUB
Misc Info :
Comment   :
Method   : \\cansvr11\dd\chem\MSS\a4ag2.i\00316A.b\8270C-625.m
Meth Date : 17-Mar-2010 07:17 hulat Quant Type: ISTD
Cal Date : 16-MAR-2010 12:43 Cal File: 2SHHH0316.D
Als bottle: 16
Dil Factor: 1.00000
Integrator: HP RTE Compound Sublist: 3-827042.SUB
Target Version: 4.14
Processing Host: CANPMSSV04

Concentration Formula: Amt * DF * Uf * Vt/(Vi * Ws) * CpndVariable

Name	Value	Description
DF	1.000	Dilution Factor
Uf	1.000	ng unit correction factor
Vt	2000.000	Volume of final extract (uL)(1000 low, 2
Vi	0.50000	Volume injected (uL)
Ws	30.020	Weight of sample extracted (g)
Cpnd Variable		Local Compound Variable

Compounds	QUANT SIG MASS	RT	EXP RT	REL RT	RESPONSE	CONCENTRATIONS ON-COLUMN (NG)	FINAL (ug/kg)	
* 1 1,4-Dichlorobenzene-d4	152	3.566	3.566	(1.000)	252562	2.00000		(Q)
* 2 Naphthalene-d8	136	4.460	4.466	(1.000)	1138900	2.00000		
* 3 Acenaphthene-d10	164	5.736	5.742	(1.000)	712451	2.00000		
* 4 Phenanthrene-d10	188	6.830	6.836	(1.000)	1213291	2.00000		
* 5 Chrysene-d12	240	8.812	8.812	(1.000)	1271651	2.00000		
* 6 Perylene-d12	264	10.253	10.254	(1.000)	1180621	2.00000		
198 1,4-Dioxane	88	Compound Not Detected.						
9 Pyridine	79	Compound Not Detected.						
10 N-Nitrosodimethylamine	74	Compound Not Detected.						
12 3-Chloropropionitrile	54	Compound Not Detected.						
209 Benzaldehyde	77	Compound Not Detected.						
21 Aniline	93	Compound Not Detected.						
22 Phenol	94	Compound Not Detected.						
23 bis(2-Chloroethyl)ether	93	Compound Not Detected.						
24 2-Chlorophenol	128	Compound Not Detected.						
26 1,3-Dichlorobenzene	146	Compound Not Detected.						
27 1,4-Dichlorobenzene	146	Compound Not Detected.						
28 1,2-Dichlorobenzene	146	Compound Not Detected.						

29	Benzyl Alcohol	108	Compound Not Detected.
30	2-Methylphenol	108	Compound Not Detected.

	Compounds	QUANT SIG MASS	RT	EXP RT	REL RT	RESPONSE	CONCENTRATIONS ON-COLUMN (NG)	CONCENTRATIONS FINAL (ug/kg)
31	bis(2-Chloroisopropyl)ether	45	Compound Not Detected.					
37	Acetophenone	105	Compound Not Detected.					
32	N-Nitroso-di-n-propylamine	70	Compound Not Detected.					
192	4-Methylphenol	108	Compound Not Detected.					
34	Hexachloroethane	117	Compound Not Detected.					
35	Nitrobenzene	77	Compound Not Detected.					
41	Isophorone	82	Compound Not Detected.					
42	2-Nitrophenol	139	Compound Not Detected.					
43	2,4-Dimethylphenol	107	Compound Not Detected.					
44	bis(2-Chloroethoxy)methane	93	Compound Not Detected.					
46	2,4-Toluenediamene	121	Compound Not Detected.					
47	1,3,5-Trichlorobenzene	180	Compound Not Detected.					
48	2,4-Dichlorophenol	162	Compound Not Detected.					
49	Benzoic Acid	122	4.207	4.266	(0.943)	80810	1.98209	264.10(H)
50	1,2,4-Trichlorobenzene	180	Compound Not Detected.					
51	Naphthalene	128	Compound Not Detected.					
52	4-Chloroaniline	127	Compound Not Detected.					
56	Hexachlorobutadiene	225	Compound Not Detected.					
210	Caprolactam	113	Compound Not Detected.					
57	1,2,3-Trichlorobenzene	180	Compound Not Detected.					
59	4-Chloro-3-Methylphenol	107	Compound Not Detected.					
62	2-Methylnaphthalene	142	Compound Not Detected.					
63	1-Methylnaphthalene	142	Compound Not Detected.					
64	Hexachlorocyclopentadiene	237	Compound Not Detected.					
66	2,4,6-Trichlorophenol	196	Compound Not Detected.					
67	2,4,5-Trichlorophenol	196	Compound Not Detected.					
211	1,1'-Biphenyl	154	Compound Not Detected.					
68	1,2,3,5-Tetrachlorobenzene	216	Compound Not Detected.					
70	2-Chloronaphthalene	162	Compound Not Detected.					
73	2-Nitroaniline	65	Compound Not Detected.					
74	1,2,3,4-Tetrachlorobenzene	216	Compound Not Detected.					
76	Dimethylphthalate	163	Compound Not Detected.					
78	2,6-Dinitrotoluene	165	Compound Not Detected.					
79	Acenaphthylene	152	Compound Not Detected.					
80	1,2-Dinitrobenzene	168	Compound Not Detected.					
81	3-Nitroaniline	138	Compound Not Detected.					
82	Acenaphthene	153	Compound Not Detected.					
83	2,4-Dinitrophenol	184	Compound Not Detected.					
85	4-Nitrophenol	109	Compound Not Detected.					
86	Dibenzofuran	168	Compound Not Detected.					
87	2,4-Dinitrotoluene	165	Compound Not Detected.					
91	2,3,5,6-Tetrachlorophenol	232	Compound Not Detected.					
93	Diethylphthalate	149	Compound Not Detected.					
94	Fluorene	166	Compound Not Detected.					
95	4-Chlorophenyl-phenylether	204	Compound Not Detected.					
96	4-Nitroaniline	138	Compound Not Detected.					
98	4,6-Dinitro-2-methylphenol	198	Compound Not Detected.					
99	N-Nitrosodiphenylamine	169	Compound Not Detected.					
100	1,2-Diphenylhydrazine	77	Compound Not Detected.					
106	4-Bromophenyl-phenylether	248	Compound Not Detected.					
107	Hexachlorobenzene	284	Compound Not Detected.					
212	Atrazine	200	Compound Not Detected.					

111	Pentachlorophenol	266	Compound Not Detected.
115	Phenanthrene	178	Compound Not Detected.

	Compounds	QUANT SIG MASS	RT	EXP RT	REL RT	RESPONSE	CONCENTRATIONS ON-COLUMN (NG)	FINAL (ug/kg)
116	Anthracene	178	Compound Not Detected.					
119	Carbazole	167	Compound Not Detected.					
120	Di-n-Butylphthalate	149	Compound Not Detected.					
123	Fluoranthene	202	7.730	7.736	(1.132)	48109	0.07116	9.4820(M)
124	Benzidine	184	Compound Not Detected.					
125	Pyrene	202	7.906	7.913	(0.897)	41264	0.06273	8.3584
131	Butylbenzylphthalate	149	Compound Not Detected.					
133	3,3'-Dimethoxybenzidine	244	Compound Not Detected.					
135	3,3'-Dichlorobenzidine	252	Compound Not Detected.					
136	Benzo(a)Anthracene	228	Compound Not Detected.					
137	Chrysene	228	Compound Not Detected.					
138	4,4'-Methylene bis(o-chloroan	231	Compound Not Detected.					
139	bis(2-ethylhexyl)Phthalate	149	Compound Not Detected.					
140	Di-n-octylphthalate	149	Compound Not Detected.					
141	Benzo(b)fluoranthene	252	Compound Not Detected.					
142	Benzo(k)fluoranthene	252	Compound Not Detected.					
146	Benzo(a)pyrene	252	Compound Not Detected.					
149	Indeno(1,2,3-cd)pyrene	276	Compound Not Detected.					
150	Dibenz(a,h)anthracene	278	Compound Not Detected.					
151	Benzo(g,h,i)perylene	276	Compound Not Detected.					
$ 154	Nitrobenzene-d5	82	3.942	3.942	(0.884)	477514	2.35813	314.21
$ 155	2-Fluorobiphenyl	172	5.224	5.224	(0.911)	993053	2.41493	321.78
$ 156	Terphenyl-d14	244	7.983	7.983	(0.906)	1460079	3.52262	469.37
$ 157	Phenol-d5	99	3.271	3.272	(0.918)	847400	4.29119	571.78
$ 158	2-Fluorophenol	112	2.701	2.689	(0.758)	649964	4.46354	594.74
$ 159	2,4,6-Tribromophenol	330	6.312	6.319	(1.100)	230553	4.60799	613.99
$ 186	2-Chlorophenol-d4	132	3.413	3.413	(0.957)	715905	4.68399	624.12
$ 187	1,2-Dichlorobenzene-d4	152	3.677	3.678	(1.031)	206297	2.04184	272.06
M 195	Cresols, total	100	Compound Not Detected.					
101	Diphenylamine	169	Compound Not Detected.					

QC Flag Legend

Q - Qualifier signal failed the ratio test.
M - Compound response manually integrated.
H - Operator selected an alternate compound hit.

TestAmerica North Canton

INTERNAL STANDARD COMPOUNDS
AREA AND RT SUMMARY

Instrument ID: a4ag2.i
Lab File ID: LV2EJ1AC.D
Lab Smp Id: LV2EJ1AC
Analysis Type: SV
Quant Type: ISTD
Operator: 046900
Method File: \\cansvr11\dd\chem\MSS\a4ag2.i\00316A.b\8270C-625.m
Misc Info:

Calibration Date: 16-MAR-2010
Calibration Time: 15:19
Client Smp ID: CPCSS-036-5014-SO
Level: LOW
Sample Type: SOIL

		AREA LIMIT			
COMPOUND	STANDARD	LOWER	UPPER	SAMPLE	%DIFF
1 1,4-Dichlorobenze	364606	182303	729212	252562	-30.73
2 Naphthalene-d8	1587553	793777	3175106	1138900	-28.26
3 Acenaphthene-d10	862883	431442	1725766	712451	-17.43
4 Phenanthrene-d10	1370875	685438	2741750	1213291	-11.50
5 Chrysene-d12	1568083	784042	3136166	1271651	-18.90
6 Perylene-d12	1423598	711799	2847196	1180621	-17.07

		RT LIMIT			
COMPOUND	STANDARD	LOWER	UPPER	SAMPLE	%DIFF
1 1,4-Dichlorobenze	3.57	3.07	4.07	3.57	-0.01
2 Naphthalene-d8	4.47	3.97	4.97	4.46	-0.14
3 Acenaphthene-d10	5.74	5.24	6.24	5.74	-0.11
4 Phenanthrene-d10	6.84	6.34	7.34	6.83	-0.09
5 Chrysene-d12	8.81	8.31	9.31	8.81	-0.00
6 Perylene-d12	10.25	9.75	10.75	10.25	-0.00

AREA UPPER LIMIT = +100% of internal standard area.
AREA LOWER LIMIT = - 50% of internal standard area.
RT UPPER LIMIT = + 0.50 minutes of internal standard RT.
RT LOWER LIMIT = - 0.50 minutes of internal standard RT.

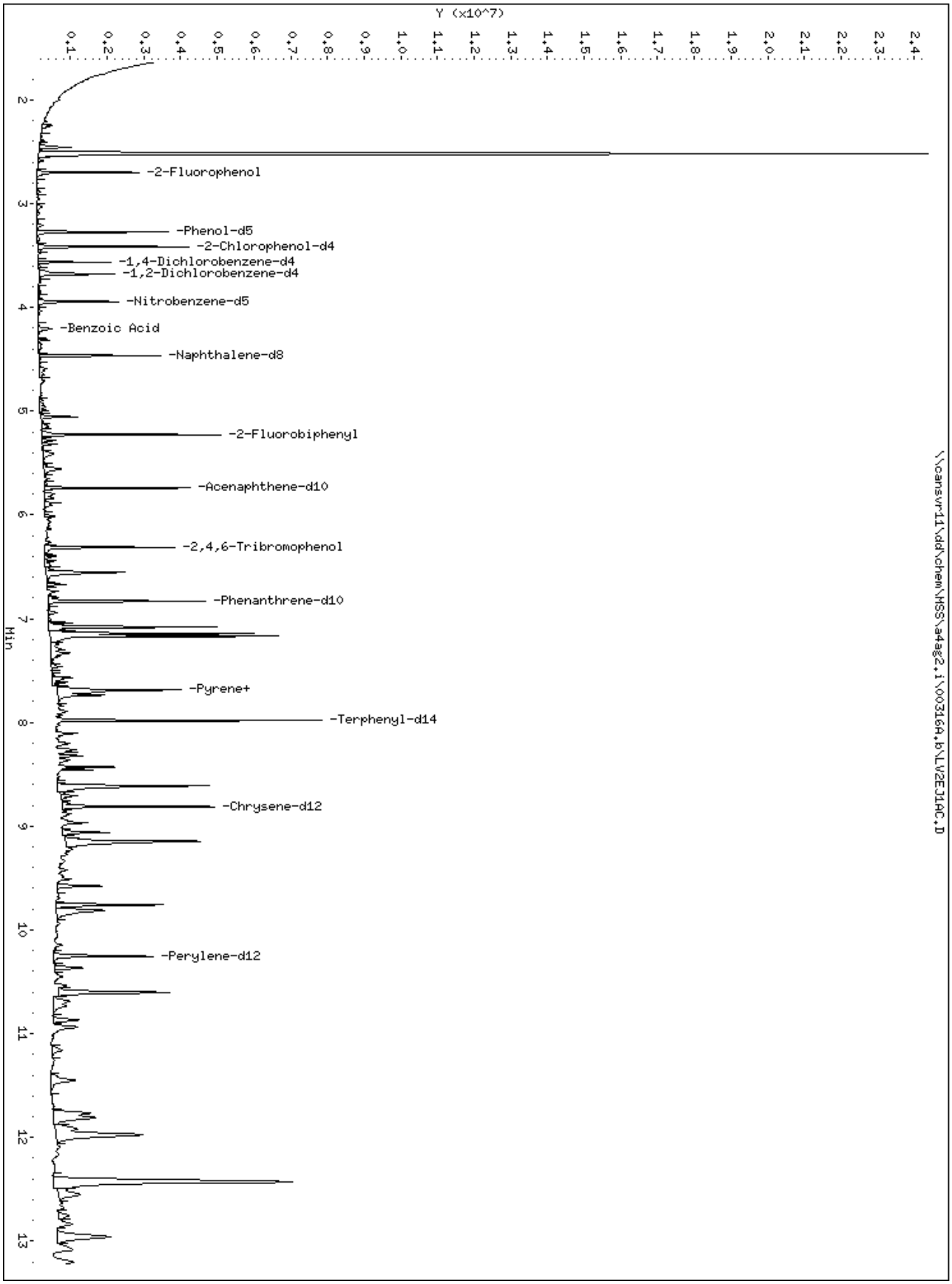
Y (x10^7)
0.1
0.2
0.3
0.4
0.5
0.6
0.7
0.8
0.9
1.0
1.1
1.2
1.3
1.4
1.5
1.6
1.7
1.8
1.9
2.0
2.1
2.2
2.3
2.4
2
3
4
5
6
7
8
9
10
11
12
13
Min
-2-Fluorophenol
-Phenol-d5
-2-Chlorophenol-d4
-1,4-Dichlorobenzene-d4
-1,2-Dichlorobenzene-d4
-Nitrobenzene-d5
-Benzoic Acid
-Naphthalene-d8
-2-Fluorobiphenyl
-Acenaphthene-d10
-2,4,6-Tribromophenol
-Phenanthrene-d10
-Pyrene+
-Terphenyl-d14
-Chrysene-d12
-Perylene-d12
\\cansvr11\dd\chem\HSS\a4ag2.i\00316A.b\LW2EJ10C.D

49 Benzoic Acid

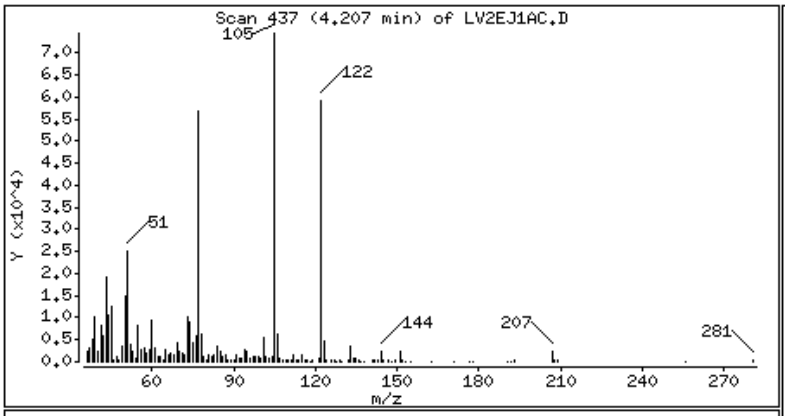

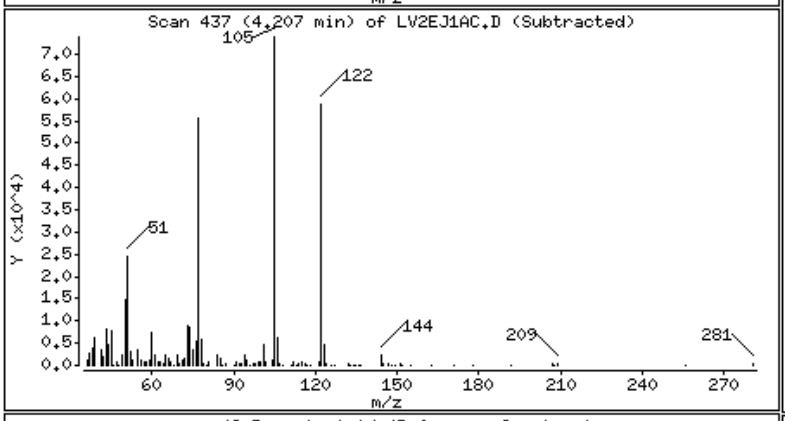

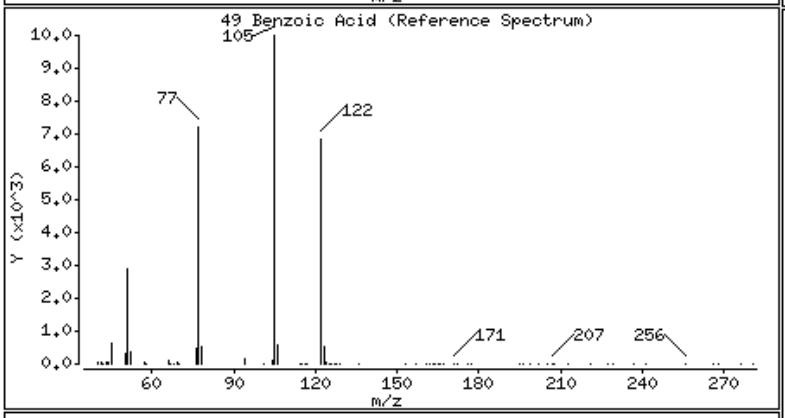

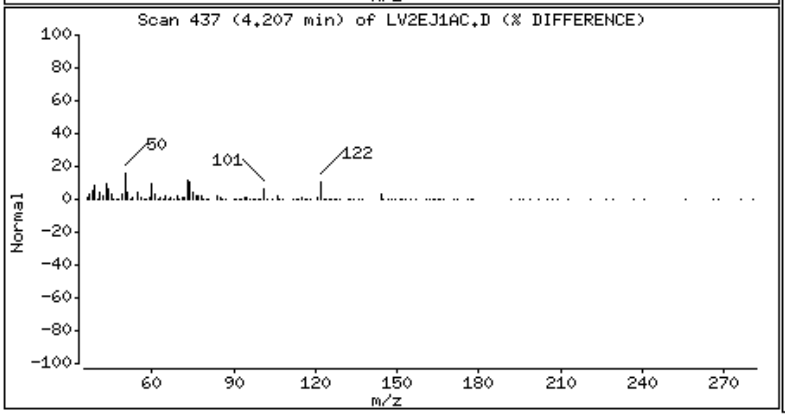

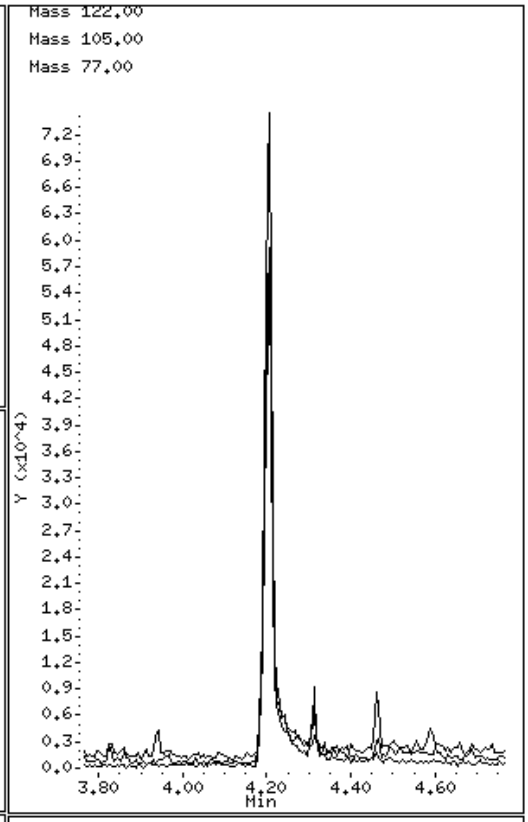

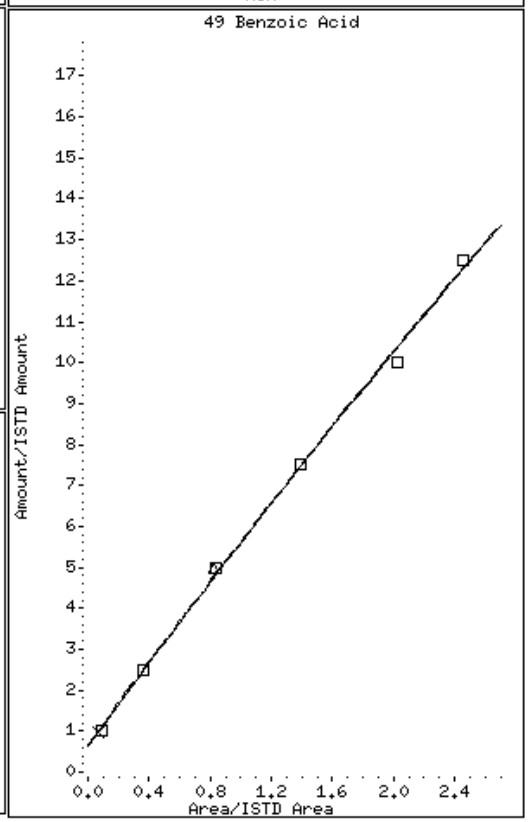

123 Fluoranthene

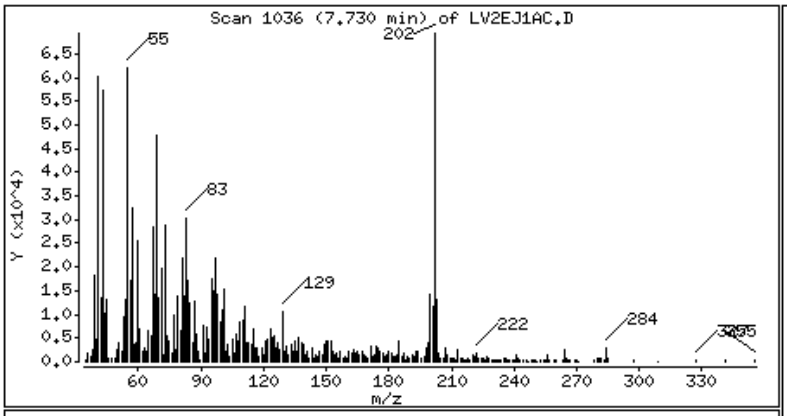

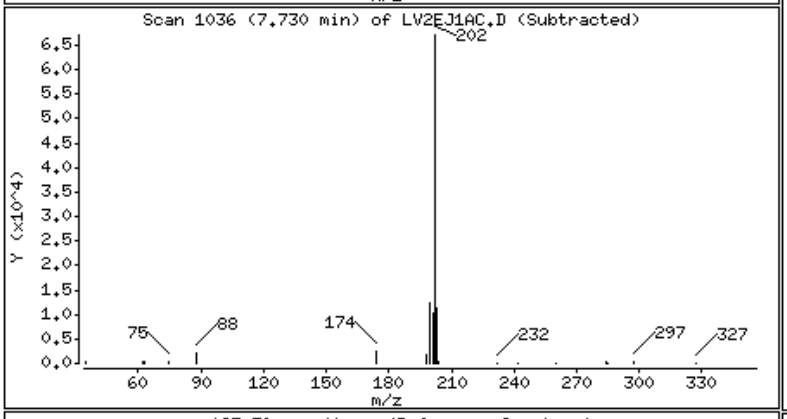

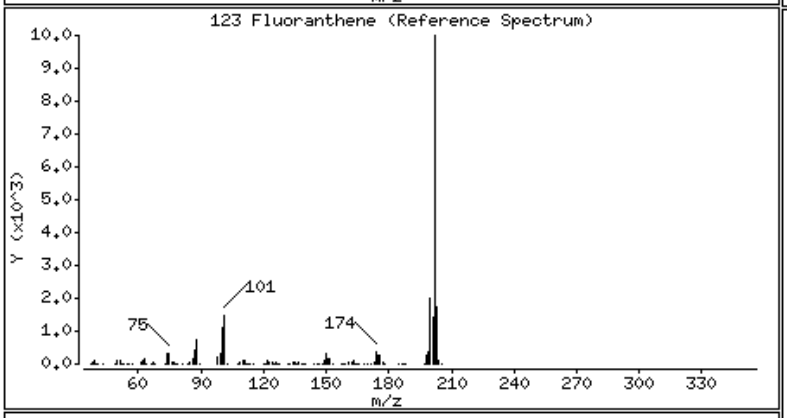

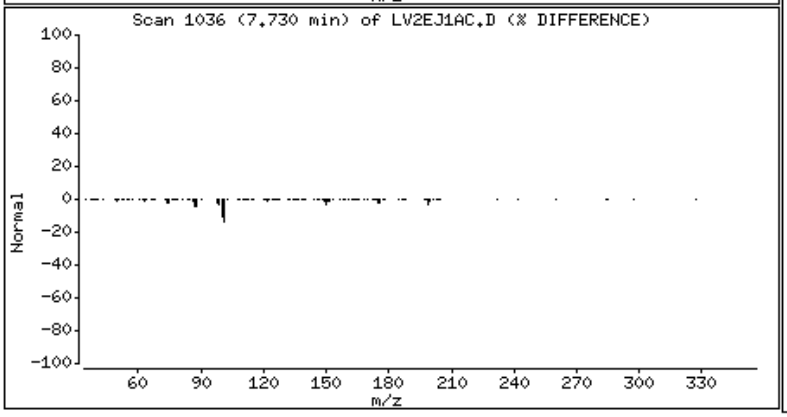

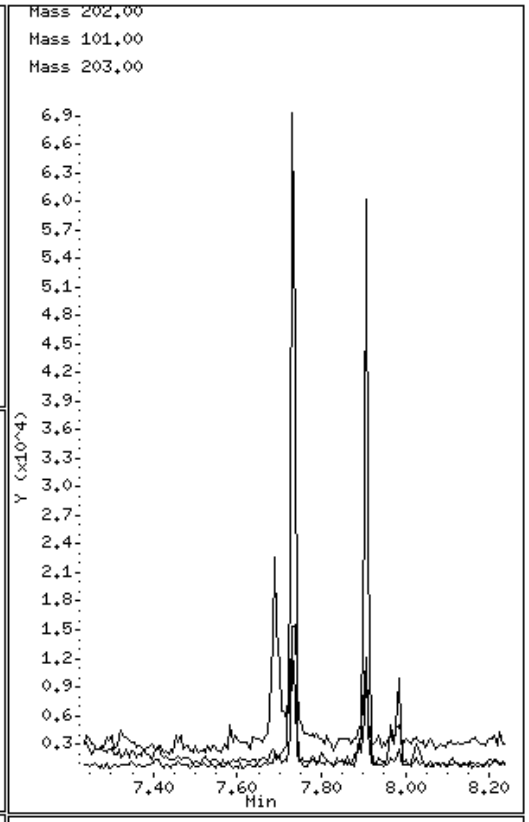

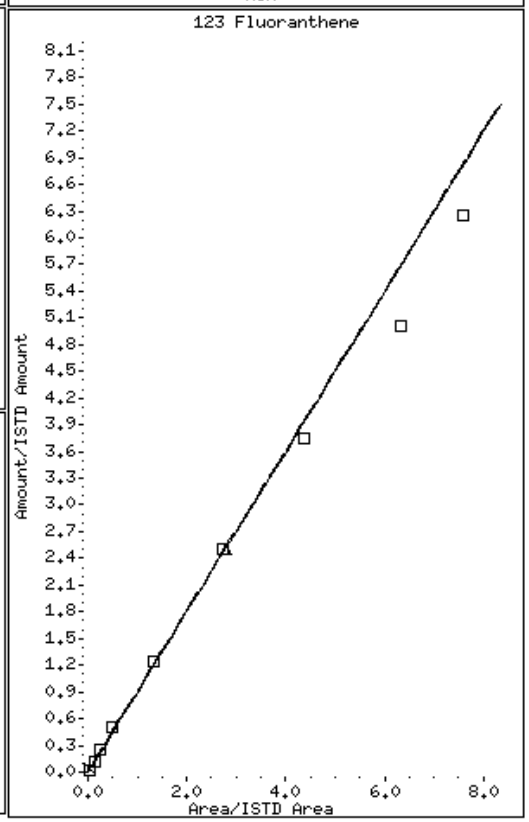

125 Pyrene

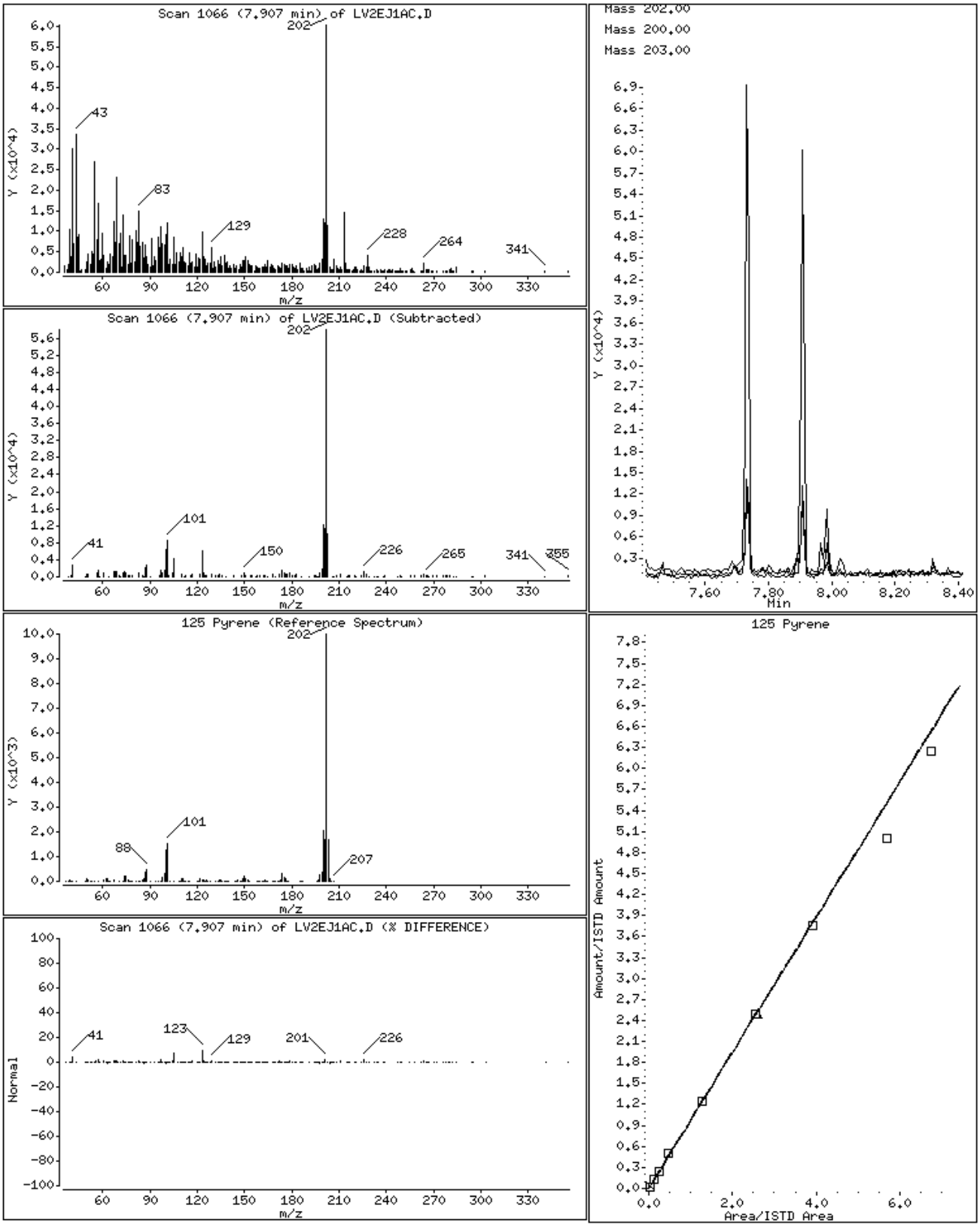
Scan 1066 (7.907 min) of LV2EJ1AC.D
Y (x10^4)
m/z
202
43
83
129
228
264
341
Scan 1066 (7.907 min) of LV2EJ1AC.D (Subtracted)
Y (x10^4)
m/z
202
101
41
150
226
265
341
355
Mass 202.00
Mass 200.00
Mass 203.00
Y (x10^4)
Min
125 Pyrene (Reference Spectrum)
Y (x10^3)
m/z
202
101
88
207
125 Pyrene
Amount/ISTD Amount
Area/ISTD Area
Scan 1066 (7.907 min) of LV2EJ1AC.D (% DIFFERENCE)
Normal
m/z
41
123
129
201
226

Data File Name: LV2EJ1AC.D
Inj. Date and Time: 16-MAR-2010 16:45
Instrument ID: a4ag2.i
Client ID: CPCSS-036-5014-SO
Compound Name: Fluoranthene
CAS #: 206-44-0
Report Date: 03/17/2010

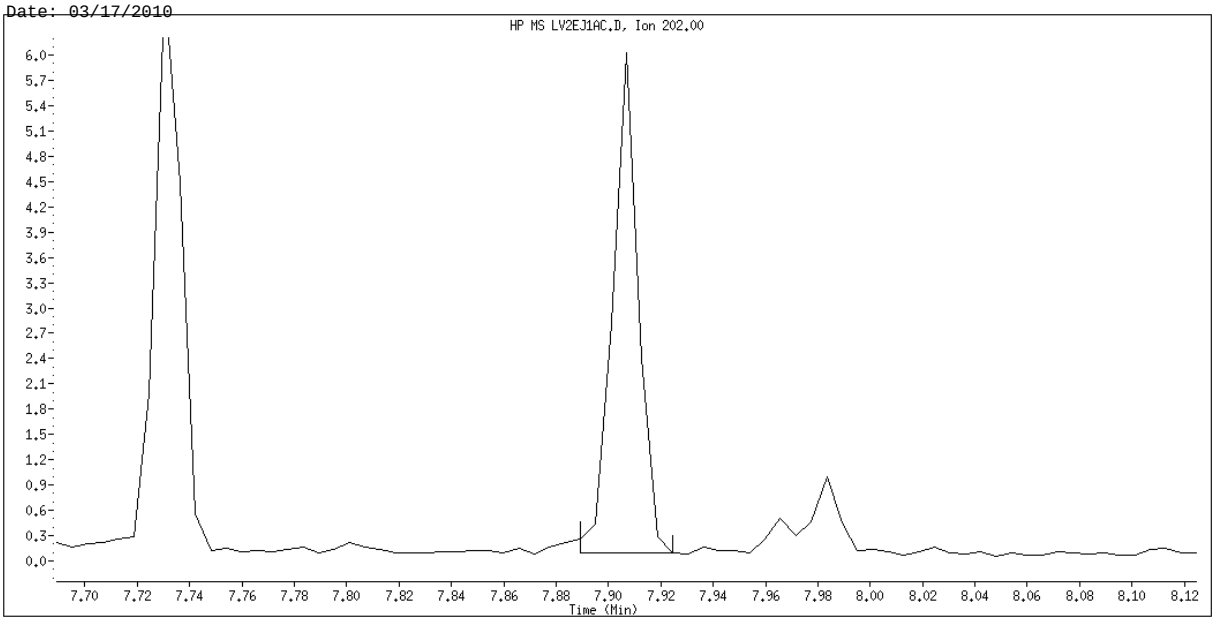

Original Integration

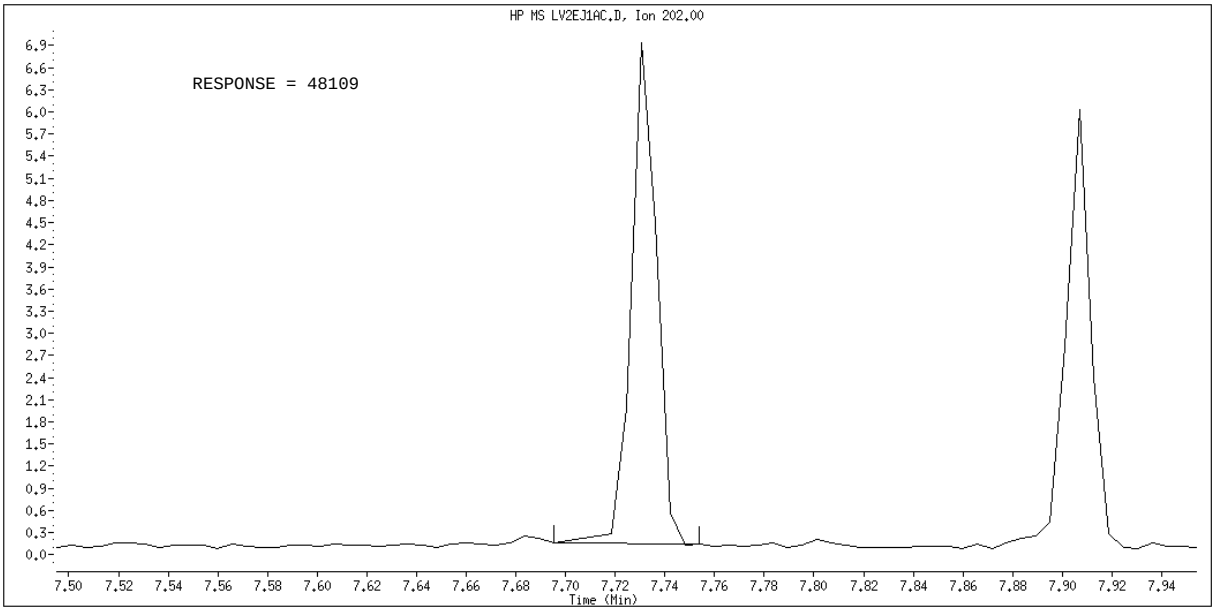

Manual Integration

Manually Integrated By: hulat
Manual Integration Reason: Peak not found

Science Applications International Corp

Client Sample ID: CPCSS-037-5015-SO

GC/MS Semivolatiles

Lot-Sample #...: A0B240490-013 **Work Order #...:** LV2FA1AJ **Matrix.....:** SO
Date Sampled...: 02/23/10 14:50 **Date Received..:** 02/24/10
Prep Date.....: 02/25/10 **Analysis Date..:** 03/11/10
Prep Batch #...: 0056040
Dilution Factor: 1 **Initial Wgt/Vol:** 30.14 g **Final Wgt/Vol..:** 2 mL
% Moisture.....: 34 **Method.....:** SW846 8270C

PARAMETER	RESULT	REPORTING LIMIT	UNITS	MDL
Acenaphthene	ND	76	ug/kg	5.0
Acenaphthylene	ND	76	ug/kg	5.0
Anthracene	ND	76	ug/kg	5.0
Benzo(a)anthracene	ND	76	ug/kg	5.0
Benzo(b)fluoranthene	ND	76	ug/kg	5.0
Benzo(k)fluoranthene	ND	76	ug/kg	5.0
Benzoic acid	ND	1200	ug/kg	510
Benzo(ghi)perylene	ND	76	ug/kg	5.0
Benzo(a)pyrene	ND	76	ug/kg	5.0
Benzyl alcohol	ND	500	ug/kg	32
bis(2-Chloroethoxy) methane	ND	500	ug/kg	33
bis(2-Chloroethyl)-ether	ND	500	ug/kg	3.0
bis(2-Chloroisopropyl) ether	ND	500	ug/kg	14
bis(2-Ethylhexyl) phthalate	ND	500	ug/kg	29
4-Bromophenyl phenyl ether	ND	500	ug/kg	20
Butyl benzyl phthalate	ND	500	ug/kg	15
Carbazole	ND	76	ug/kg	41
4-Chloroaniline	ND	500	ug/kg	26
4-Chloro-3-methylphenol	ND	500	ug/kg	32
2-Chloronaphthalene	ND	500	ug/kg	5.0
2-Chlorophenol	ND	500	ug/kg	41
4-Chlorophenyl phenyl ether	ND	500	ug/kg	20
Dibenzo(a,h)anthracene	ND	76	ug/kg	5.0
Dibenzofuran	ND	500	ug/kg	30
Di-n-butyl phthalate	ND	500	ug/kg	23
1,2-Dichlorobenzene	ND	500	ug/kg	15
1,3-Dichlorobenzene	ND	500	ug/kg	17
1,4-Dichlorobenzene	ND	500	ug/kg	30
3,3'-Dichlorobenzidine	ND	500	ug/kg	27
2,4-Dichlorophenol	ND	500	ug/kg	30
Diethyl phthalate	ND	500	ug/kg	24
2,4-Dimethylphenol	ND	500	ug/kg	30

(Continued on next page)

Science Applications International Corp

Client Sample ID: CPCSS-037-5015-SO

GC/MS Semivolatiles

Lot-Sample #...: A0B240490-013 **Work Order #...:** LV2FA1AJ **Matrix.....:** SO

PARAMETER	RESULT	REPORTING LIMIT	UNITS	MDL
Dimethyl phthalate	ND	500	ug/kg	26
4,6-Dinitro-2-methylphenol	ND	1200	ug/kg	120
2,4-Dinitrophenol	ND	1200	ug/kg	120
2,4-Dinitrotoluene	ND	500	ug/kg	41
2,6-Dinitrotoluene	ND	500	ug/kg	32
Di-n-octyl phthalate	ND	500	ug/kg	41
Fluoranthene	**23 J**	**76**	**ug/kg**	**5.0**
Fluorene	ND	76	ug/kg	5.0
Hexachlorobenzene	ND	500	ug/kg	3.2
Hexachlorobutadiene	ND	500	ug/kg	41
Hexachlorocyclopenta-diene	ND	500	ug/kg	41
Hexachloroethane	ND	500	ug/kg	14
Indeno(1,2,3-cd)pyrene	ND	76	ug/kg	5.0
Isophorone	ND	500	ug/kg	20
2-Methylnaphthalene	ND	500	ug/kg	5.0
2-Methylphenol	ND	500	ug/kg	120
3-Methylphenol & 4-Methylphenol	ND	500	ug/kg	30
Naphthalene	ND	76	ug/kg	5.0
2-Nitroaniline	ND	1200	ug/kg	14
3-Nitroaniline	ND	1200	ug/kg	24
4-Nitroaniline	ND	1200	ug/kg	40
Nitrobenzene	ND	500	ug/kg	3.3
2-Nitrophenol	ND	500	ug/kg	41
4-Nitrophenol	ND	1200	ug/kg	120
N-Nitrosodiphenylamine	ND	500	ug/kg	32
N-Nitrosodi-n-propyl-amine	ND	500	ug/kg	41
Pentachlorophenol	ND	500	ug/kg	120
Phenanthrene	ND	76	ug/kg	5.0
Phenol	ND	500	ug/kg	41
Pyrene	**16 J**	**76**	**ug/kg**	**5.0**
1,2,4-Trichloro-benzene	ND	500	ug/kg	41
2,4,5-Trichloro-phenol	ND	500	ug/kg	38
2,4,6-Trichloro-phenol	ND	500	ug/kg	120
Chrysene	ND	76	ug/kg	1.7

(Continued on next page)

Science Applications International Corp

Client Sample ID: CPCSS-037-5015-SO

GC/MS Semivolatiles

Lot-Sample #...: A0B240490-013 **Work Order #...:** LV2FA1AJ **Matrix.....:** SO

SURROGATE	PERCENT RECOVERY	RECOVERY LIMITS
2-Fluorobiphenyl	54	(45 - 105)
2-Fluorophenol	62	(35 - 105)
Phenol-d5	64	(40 - 100)
2,4,6-Tribromophenol	60	(35 - 125)
Nitrobenzene-d5	46	(35 - 100)
Terphenyl-d14	73	(30 - 125)

NOTE(S):

Results and reporting limits have been adjusted for dry weight.

J Estimated: The analyte was positively identified; the quanitation is estimated.

TestAmerica North Canton

Semivolatile REPORT SW-846 Method 8270

Data file : \\cansvr11\dd\chem\MSS\a4ag2.i\00311A.b\LV2FA1AJ.D
Lab Smp Id: LV2FA1AJ Client Smp ID: CPCSS-037-5015-SO
Inj Date : 11-MAR-2010 09:25
Operator : 046900 Inst ID: a4ag2.i
Smp Info : LV2FA1AJ,00311A.b,8270C-625,3-827042.SUB
Misc Info :
Comment   :
Method   : \\cansvr11\dd\chem\MSS\a4ag2.i\00311A.b\8270C-625.m
Meth Date : 12-Mar-2010 07:29 hulat Quant Type: ISTD
Cal Date : 10-MAR-2010 09:48 Cal File: 2SML0310.D
Als bottle: 8
Dil Factor: 1.00000
Integrator: HP RTE Compound Sublist: 3-827042.SUB
Target Version: 4.14
Processing Host: CANPMSSV04

Concentration Formula: Amt * DF * Uf * Vt/(Vi * Ws) * CpndVariable

Name	Value	Description
DF	1.000	Dilution Factor
Uf	1.000	ng unit correction factor
Vt	2000.000	Volume of final extract (uL)(1000 low, 2
Vi	0.50000	Volume injected (uL)
Ws	30.140	Weight of sample extracted (g)
Cpnd Variable		Local Compound Variable

Compounds	QUANT SIG MASS	RT	EXP RT	REL RT	RESPONSE	CONCENTRATIONS ON-COLUMN (NG)	FINAL (ug/kg)
* 1 1,4-Dichlorobenzene-d4	152	3.463	3.463	(1.000)	142329	2.00000	(Q)
* 2 Naphthalene-d8	136	4.357	4.357	(1.000)	632697	2.00000	
* 3 Acenaphthene-d10	164	5.639	5.639	(1.000)	405153	2.00000	
* 4 Phenanthrene-d10	188	6.745	6.739	(1.000)	742377	2.00000	
* 5 Chrysene-d12	240	8.751	8.745	(1.000)	859897	2.00000	
* 6 Perylene-d12	264	10.227	10.180	(1.000)	815875	2.00000	
198 1,4-Dioxane	88	Compound Not Detected.					
9 Pyridine	79	Compound Not Detected.					
10 N-Nitrosodimethylamine	74	Compound Not Detected.					
12 3-Chloropropionitrile	54	Compound Not Detected.					
209 Benzaldehyde	77	3.163	3.169	(0.913)	13120	0.20022	26.572(QH)
21 Aniline	93	Compound Not Detected.					
22 Phenol	94	Compound Not Detected.					
23 bis(2-Chloroethyl)ether	93	Compound Not Detected.					
24 2-Chlorophenol	128	Compound Not Detected.					
26 1,3-Dichlorobenzene	146	Compound Not Detected.					
27 1,4-Dichlorobenzene	146	Compound Not Detected.					
28 1,2-Dichlorobenzene	146	Compound Not Detected.					

29	Benzyl Alcohol	108	Compound Not Detected.
30	2-Methylphenol	108	Compound Not Detected.

	Compounds	QUANT SIG MASS	RT	EXP RT	REL RT	RESPONSE	CONCENTRATIONS ON-COLUMN (NG)	CONCENTRATIONS FINAL (ug/kg)
31	bis(2-Chloroisopropyl)ether	45	Compound Not Detected.					
37	Acetophenone	105	Compound Not Detected.					
32	N-Nitroso-di-n-propylamine	70	Compound Not Detected.					
192	4-Methylphenol	108	Compound Not Detected.					
34	Hexachloroethane	117	Compound Not Detected.					
35	Nitrobenzene	77	Compound Not Detected.					
41	Isophorone	82	Compound Not Detected.					
42	2-Nitrophenol	139	Compound Not Detected.					
43	2,4-Dimethylphenol	107	Compound Not Detected.					
44	bis(2-Chloroethoxy)methane	93	Compound Not Detected.					
46	2,4-Toluenediamene	121	Compound Not Detected.					
47	1,3,5-Trichlorobenzene	180	Compound Not Detected.					
48	2,4-Dichlorophenol	162	Compound Not Detected.					
49	Benzoic Acid	122	4.104	4.157	(0.942)	21094	1.15270	152.98(M)
50	1,2,4-Trichlorobenzene	180	Compound Not Detected.					
51	Naphthalene	128	Compound Not Detected.					
52	4-Chloroaniline	127	Compound Not Detected.					
56	Hexachlorobutadiene	225	Compound Not Detected.					
210	Caprolactam	113	Compound Not Detected.					
57	1,2,3-Trichlorobenzene	180	Compound Not Detected.					
59	4-Chloro-3-Methylphenol	107	Compound Not Detected.					
62	2-Methylnaphthalene	142	Compound Not Detected.					
63	1-Methylnaphthalene	142	Compound Not Detected.					
64	Hexachlorocyclopentadiene	237	Compound Not Detected.					
66	2,4,6-Trichlorophenol	196	Compound Not Detected.					
67	2,4,5-Trichlorophenol	196	Compound Not Detected.					
211	1,1'-Biphenyl	154	Compound Not Detected.					
68	1,2,3,5-Tetrachlorobenzene	216	Compound Not Detected.					
70	2-Chloronaphthalene	162	Compound Not Detected.					
73	2-Nitroaniline	65	Compound Not Detected.					
74	1,2,3,4-Tetrachlorobenzene	216	Compound Not Detected.					
76	Dimethylphthalate	163	Compound Not Detected.					
78	2,6-Dinitrotoluene	165	Compound Not Detected.					
79	Acenaphthylene	152	Compound Not Detected.					
80	1,2-Dinitrobenzene	168	Compound Not Detected.					
81	3-Nitroaniline	138	Compound Not Detected.					
82	Acenaphthene	153	Compound Not Detected.					
83	2,4-Dinitrophenol	184	Compound Not Detected.					
85	4-Nitrophenol	109	Compound Not Detected.					
86	Dibenzofuran	168	Compound Not Detected.					
87	2,4-Dinitrotoluene	165	Compound Not Detected.					
91	2,3,5,6-Tetrachlorophenol	232	Compound Not Detected.					
93	Diethylphthalate	149	Compound Not Detected.					
94	Fluorene	166	Compound Not Detected.					
95	4-Chlorophenyl-phenylether	204	Compound Not Detected.					
96	4-Nitroaniline	138	Compound Not Detected.					
98	4,6-Dinitro-2-methylphenol	198	Compound Not Detected.					
99	N-Nitrosodiphenylamine	169	Compound Not Detected.					
100	1,2-Diphenylhydrazine	77	Compound Not Detected.					
106	4-Bromophenyl-phenylether	248	Compound Not Detected.					
107	Hexachlorobenzene	284	Compound Not Detected.					
212	Atrazine	200	Compound Not Detected.					

111	Pentachlorophenol	266	Compound Not Detected.
115	Phenanthrene	178	Compound Not Detected.

	Compounds	QUANT SIG MASS	RT	EXP RT	REL RT	RESPONSE	CONCENTRATIONS ON-COLUMN (NG)	FINAL (ug/kg)
116	Anthracene	178	Compound Not Detected.					
119	Carbazole	167	Compound Not Detected.					
120	Di-n-Butylphthalate	149	Compound Not Detected.					
123	Fluoranthene	202	7.657	7.645	(1.135)	46437	0.11392	15.118
124	Benzidine	184	Compound Not Detected.					
125	Pyrene	202	7.827	7.821	(0.894)	33215	0.07869	10.443(QMH)
131	Butylbenzylphthalate	149	Compound Not Detected.					
133	3,3'-Dimethoxybenzidine	244	Compound Not Detected.					
135	3,3'-Dichlorobenzidine	252	Compound Not Detected.					
136	Benzo(a)Anthracene	228	Compound Not Detected.					
137	Chrysene	228	Compound Not Detected.					
138	4,4'-Methylene bis(o-chloroan	231	Compound Not Detected.					
139	bis(2-ethylhexyl)Phthalate	149	Compound Not Detected.					
140	Di-n-octylphthalate	149	Compound Not Detected.					
141	Benzo(b)fluoranthene	252	Compound Not Detected.					
142	Benzo(k)fluoranthene	252	Compound Not Detected.					
146	Benzo(a)pyrene	252	Compound Not Detected.					
149	Indeno(1,2,3-cd)pyrene	276	Compound Not Detected.					
150	Dibenz(a,h)anthracene	278	Compound Not Detected.					
151	Benzo(g,h,i)perylene	276	Compound Not Detected.					
$ 154	Nitrobenzene-d5	82	3.833	3.839	(0.880)	286955	2.28707	303.53
$ 155	2-Fluorobiphenyl	172	5.127	5.127	(0.909)	628063	2.69748	357.99
$ 156	Terphenyl-d14	244	7.915	7.910	(0.905)	988684	3.64735	484.05
$ 157	Phenol-d5	99	3.175	3.175	(0.917)	515582	4.77868	634.20
$ 158	2-Fluorophenol	112	2.598	2.592	(0.750)	376808	4.68703	622.03
$ 159	2,4,6-Tribromophenol	330	6.221	6.221	(1.103)	137554	4.52394	600.39
$ 186	2-Chlorophenol-d4	132	3.310	3.310	(0.956)	414988	4.99270	662.60
$ 187	1,2-Dichlorobenzene-d4	152	3.575	3.575	(1.032)	108436	1.91757	254.49
M 195	Cresols, total	100	Compound Not Detected.					
101	Diphenylamine	169	Compound Not Detected.					

QC Flag Legend

Q - Qualifier signal failed the ratio test.
M - Compound response manually integrated.
H - Operator selected an alternate compound hit.

TestAmerica North Canton

INTERNAL STANDARD COMPOUNDS
AREA AND RT SUMMARY

Instrument ID: a4ag2.i
Lab File ID: LV2FA1AJ.D
Lab Smp Id: LV2FA1AJ
Analysis Type: SV
Quant Type: ISTD
Operator: 046900
Method File: \\cansvr11\dd\chem\MSS\a4ag2.i\00311A.b\8270C-625.m
Misc Info:

Calibration Date: 11-MAR-2010
Calibration Time: 07:40
Client Smp ID: CPCSS-037-5015-SO
Level: LOW
Sample Type: SOIL

		AREA LIMIT			
COMPOUND	STANDARD	LOWER	UPPER	SAMPLE	%DIFF
1 1,4-Dichlorobenze	259601	129801	519202	142329	-45.17
2 Naphthalene-d8	1078163	539082	2156326	632697	-41.32
3 Acenaphthene-d10	568794	284397	1137588	405153	-28.77
4 Phenanthrene-d10	913603	456802	1827206	742377	-18.74
5 Chrysene-d12	1135801	567901	2271602	859897	-24.29
6 Perylene-d12	986779	493390	1973558	815875	-17.32

		RT LIMIT			
COMPOUND	STANDARD	LOWER	UPPER	SAMPLE	%DIFF
1 1,4-Dichlorobenze	3.46	2.96	3.96	3.46	-0.00
2 Naphthalene-d8	4.36	3.86	4.86	4.36	-0.00
3 Acenaphthene-d10	5.64	5.14	6.14	5.64	-0.00
4 Phenanthrene-d10	6.74	6.24	7.24	6.75	0.09
5 Chrysene-d12	8.75	8.25	9.25	8.75	0.07
6 Perylene-d12	10.18	9.68	10.68	10.23	0.46

AREA UPPER LIMIT = +100% of internal standard area.
AREA LOWER LIMIT = - 50% of internal standard area.
RT UPPER LIMIT = + 0.50 minutes of internal standard RT.
RT LOWER LIMIT = - 0.50 minutes of internal standard RT.

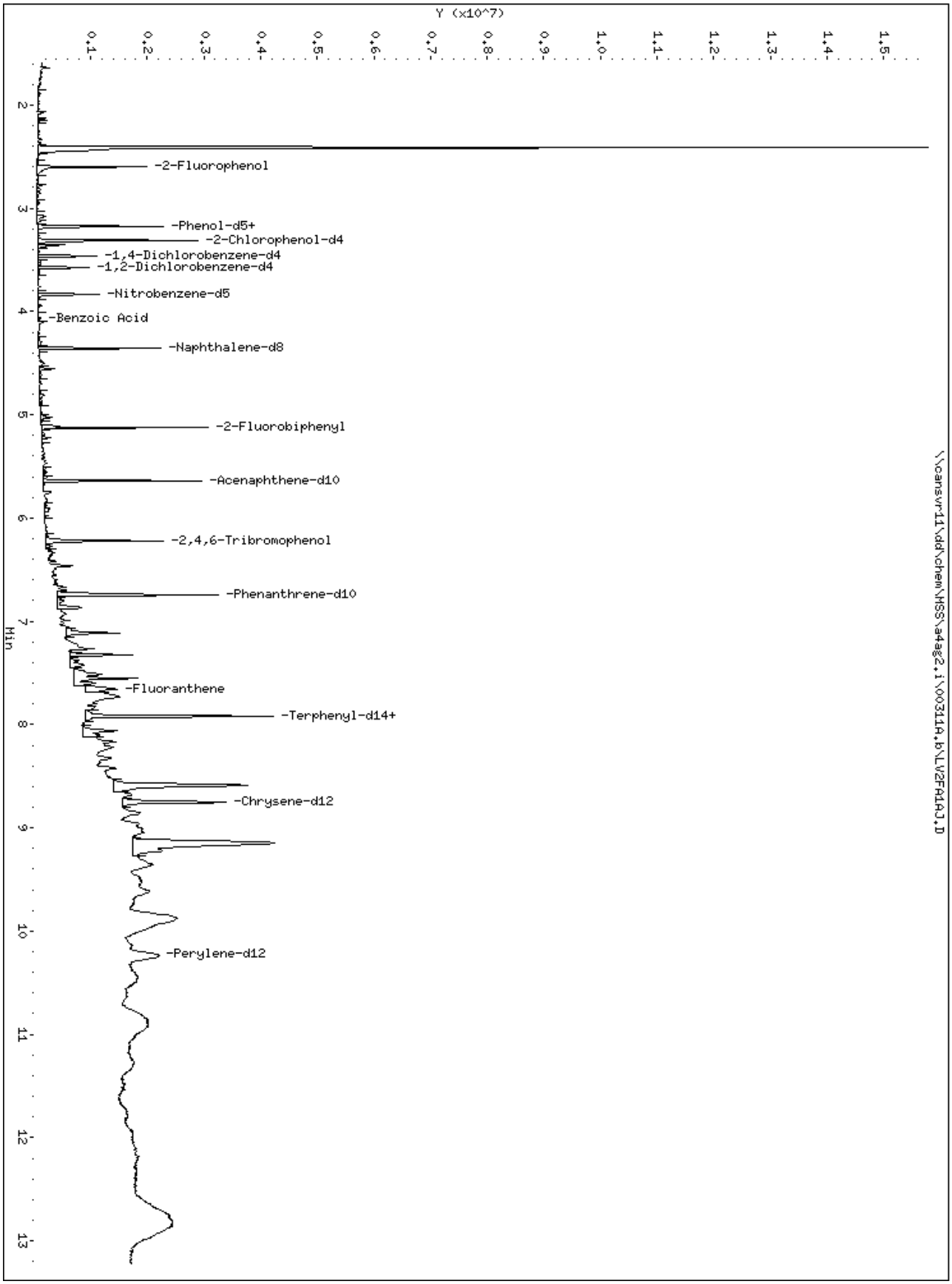
Y (x10^7)
0.1
0.2
0.3
0.4
0.5
0.6
0.7
0.8
0.9
1.0
1.1
1.2
1.3
1.4
1.5
2
3
4
5
6
7
8
9
10
11
12
13
Min
-2-Fluorophenol
-Phenol-d5+
-2-Chlorophenol-d4
-1,4-Dichlorobenzene-d4
-1,2-Dichlorobenzene-d4
-Nitrobenzene-d5
-Benzoic Acid
-Naphthalene-d8
-2-Fluorobiphenyl
-Acenaphthene-d10
-2,4,6-Tribromophenol
-Phenanthrene-d10
-Fluoranthene
-Terphenyl-d14+
-Chrysene-d12
-Perylene-d12
\\cansvr11\dd\chem\HSS\a4ag2.i\00311A.b\LV2FA10J.D

209 Benzaldehyde

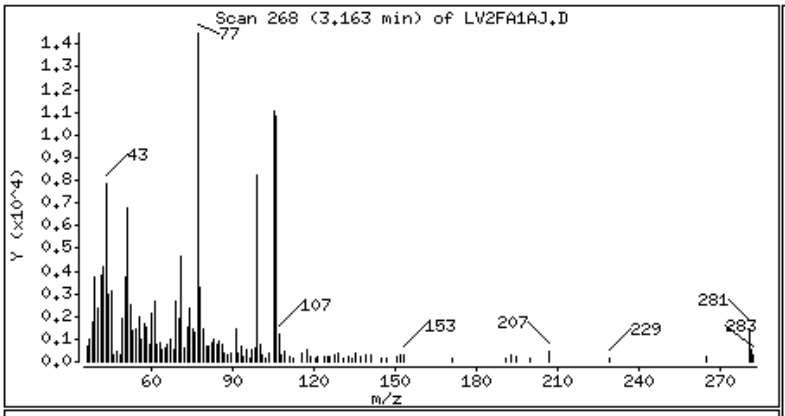

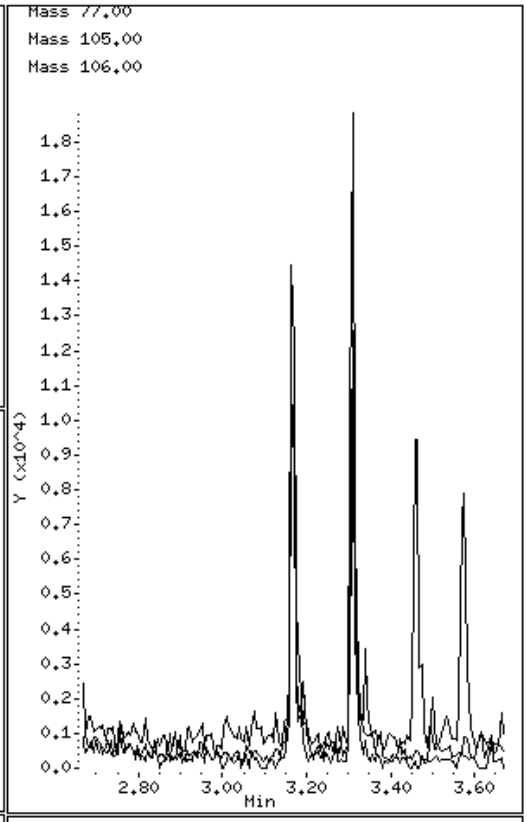

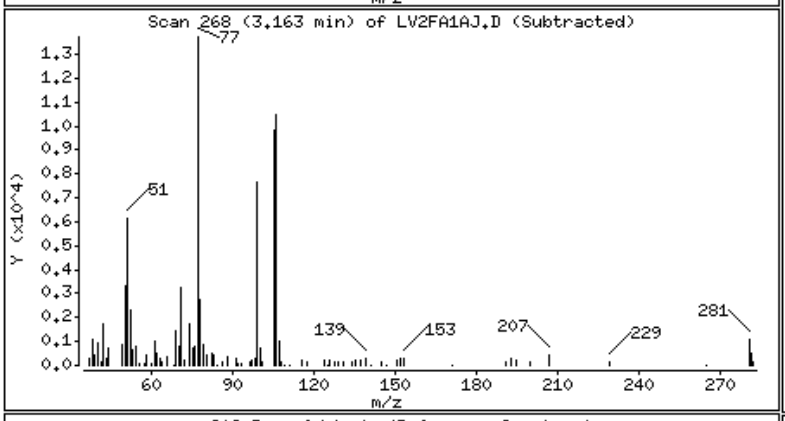

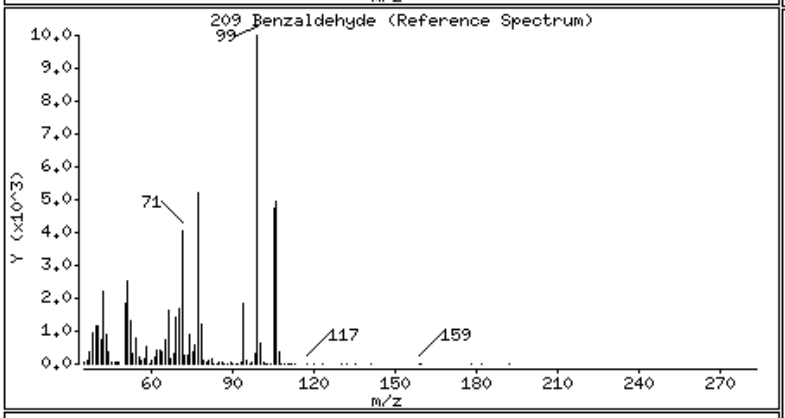

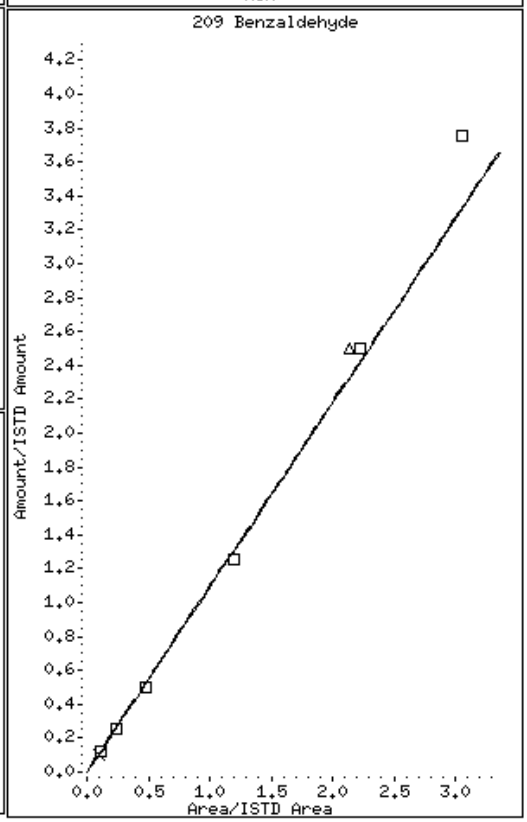

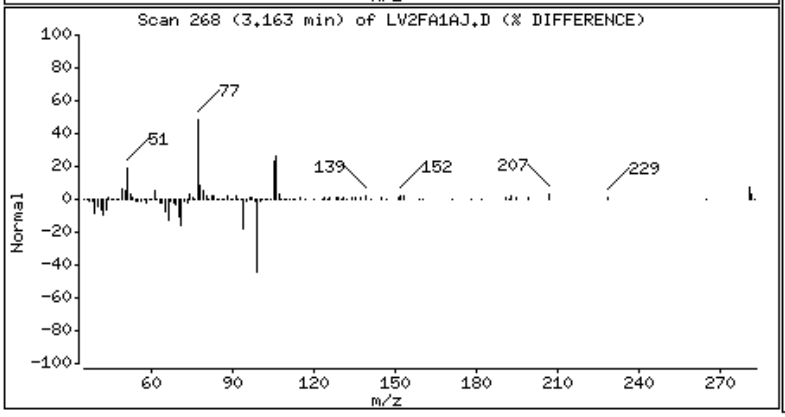

49 Benzoic Acid

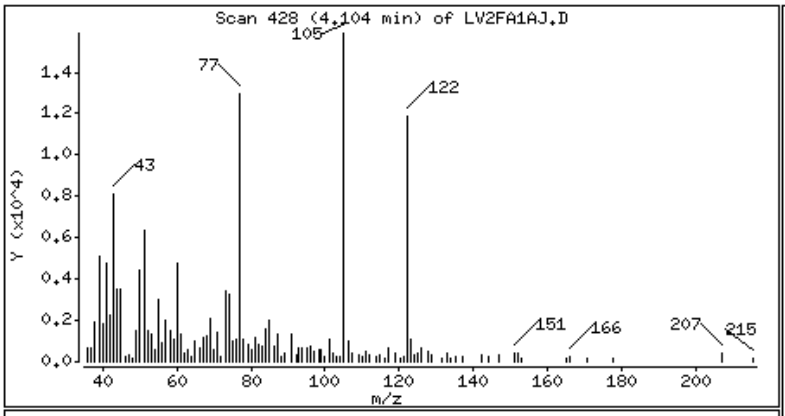

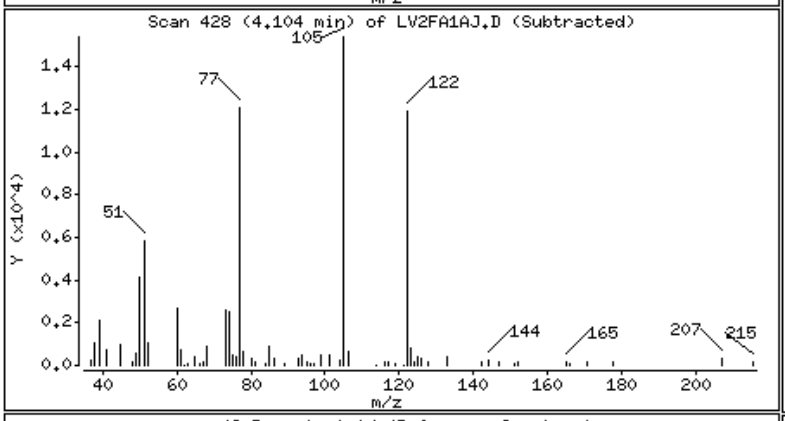

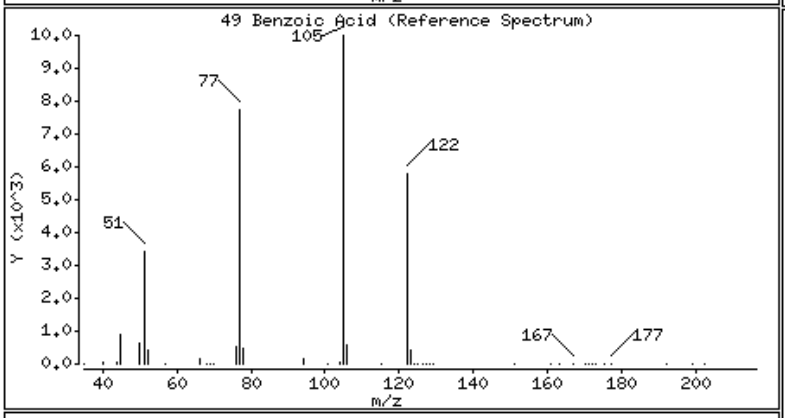

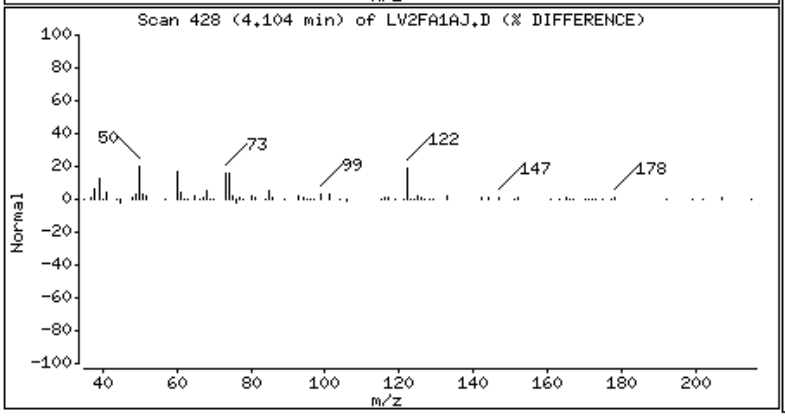

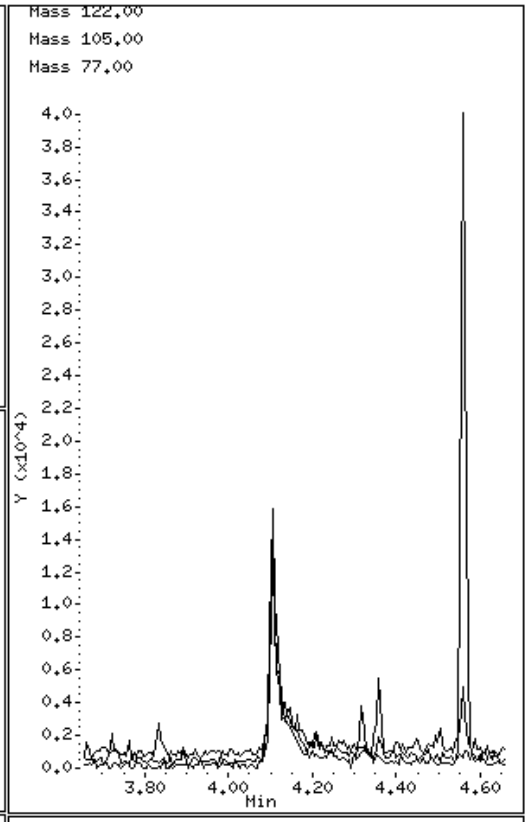

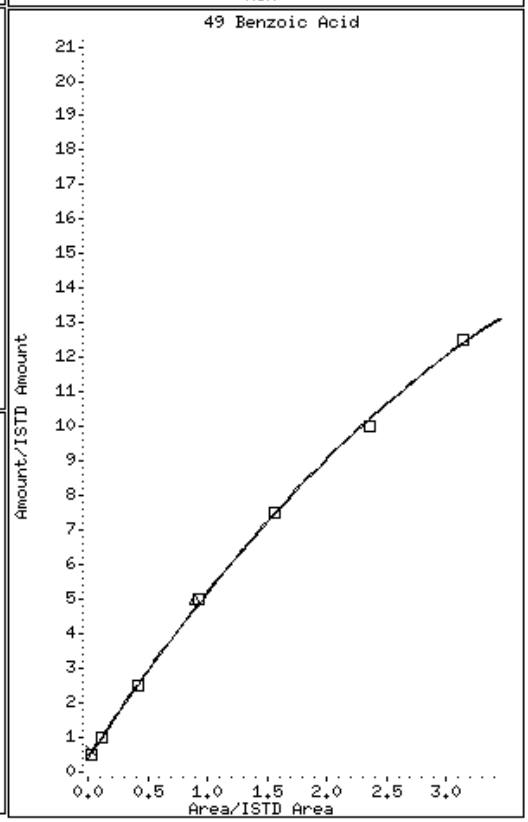

123 Fluoranthene

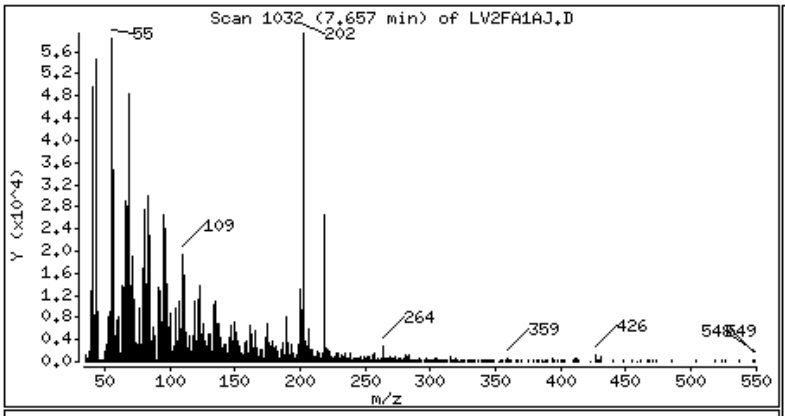

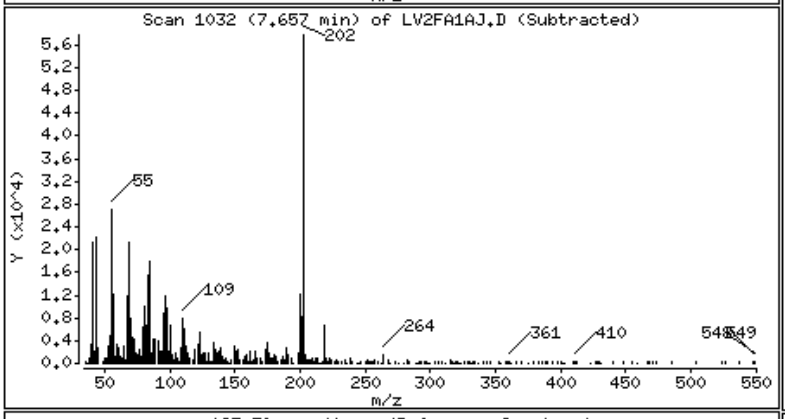

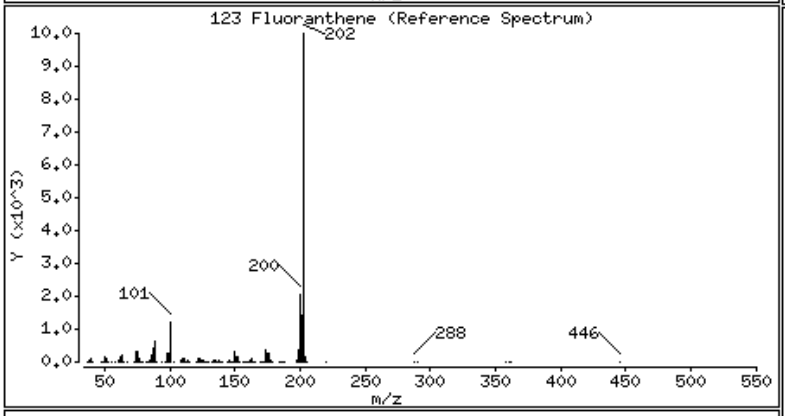

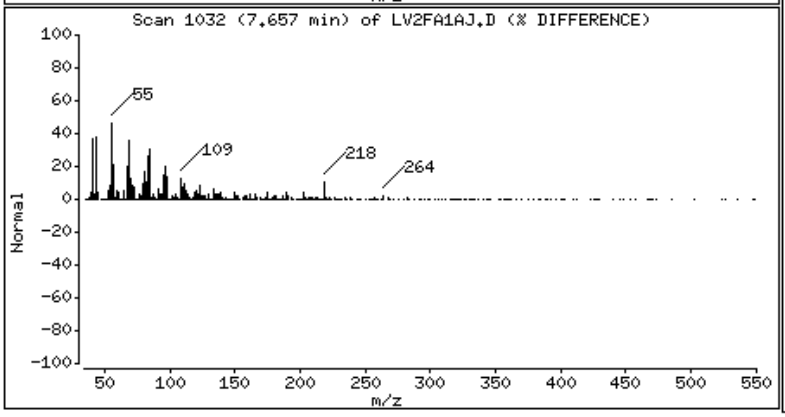

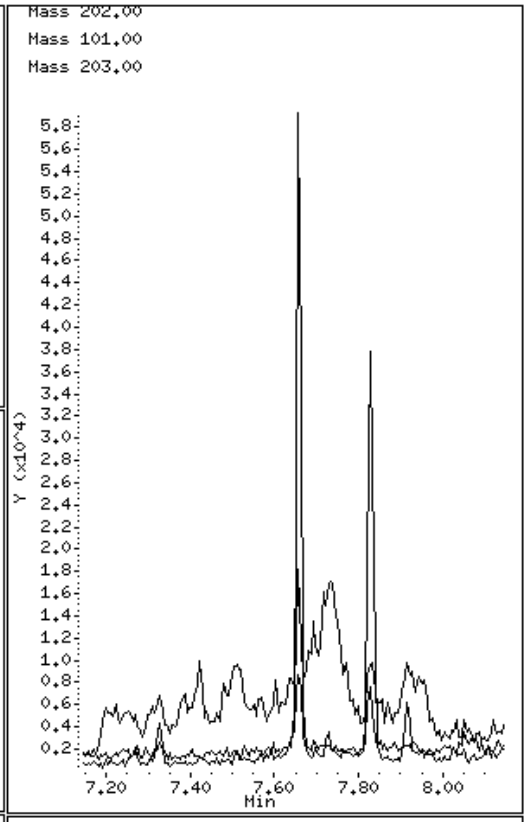

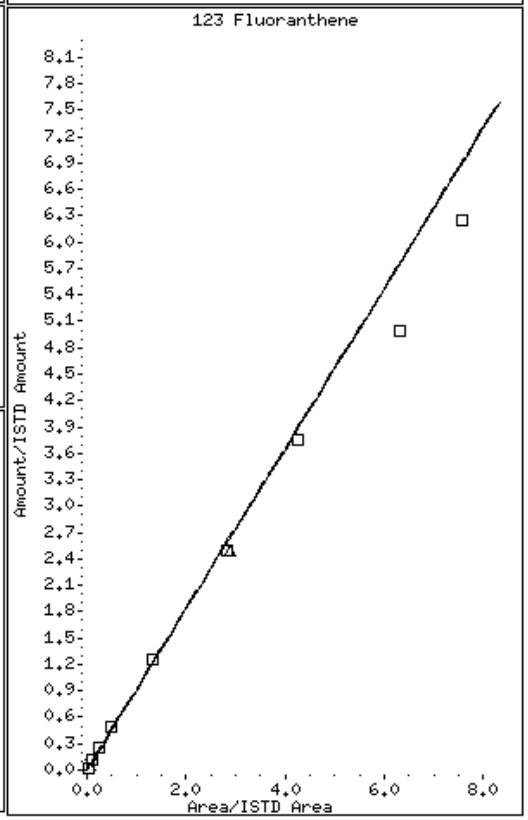

125 Pyrene

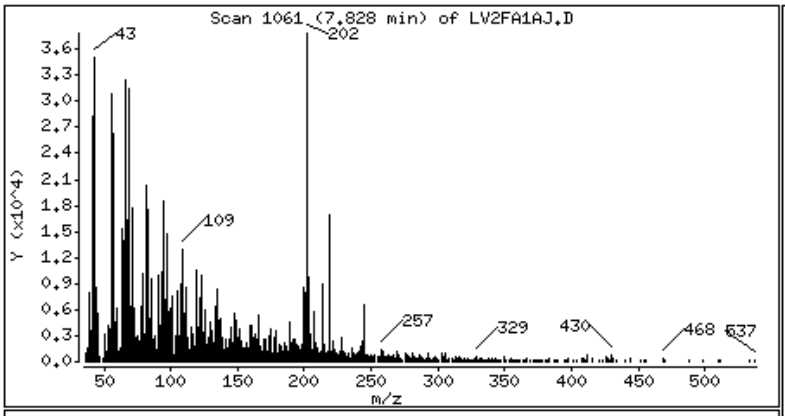
Scan 1061 (7.828 min) of LV2FA1AJ.D
Y (x10^4)
m/z
43
202
109
257
329
430
468
637

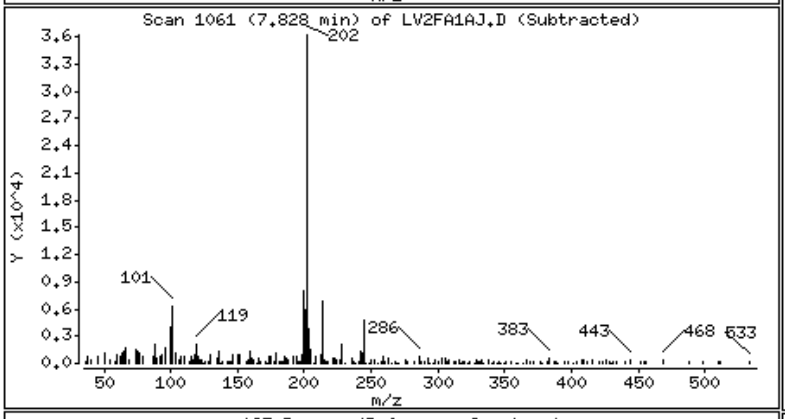
Scan 1061 (7.828 min) of LV2FA1AJ.D (Subtracted)
Y (x10^4)
m/z
202
101
119
286
383
443
468
633

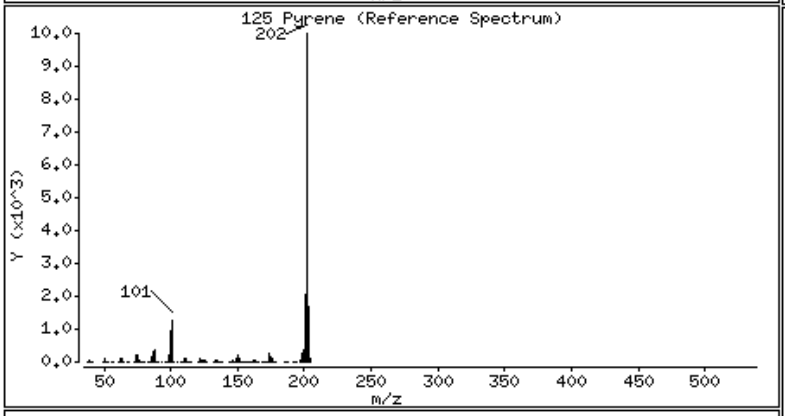
125 Pyrene (Reference Spectrum)
Y (x10^3)
m/z
202
101

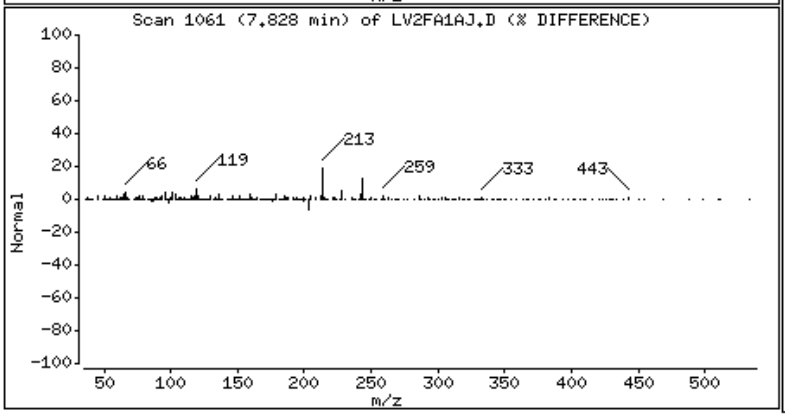
Scan 1061 (7.828 min) of LV2FA1AJ.D (% DIFFERENCE)
Normal
m/z
66
119
213
259
333
443

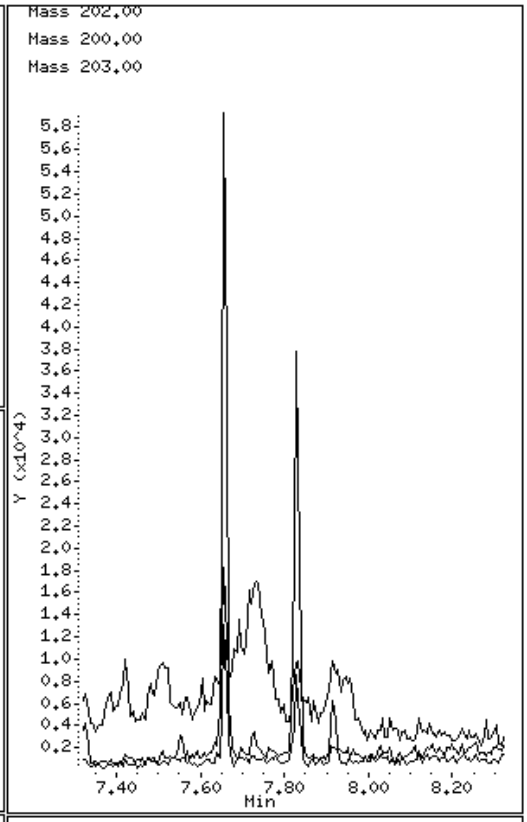
Mass 202.00
Mass 200.00
Mass 203.00
Y (x10^4)
Min

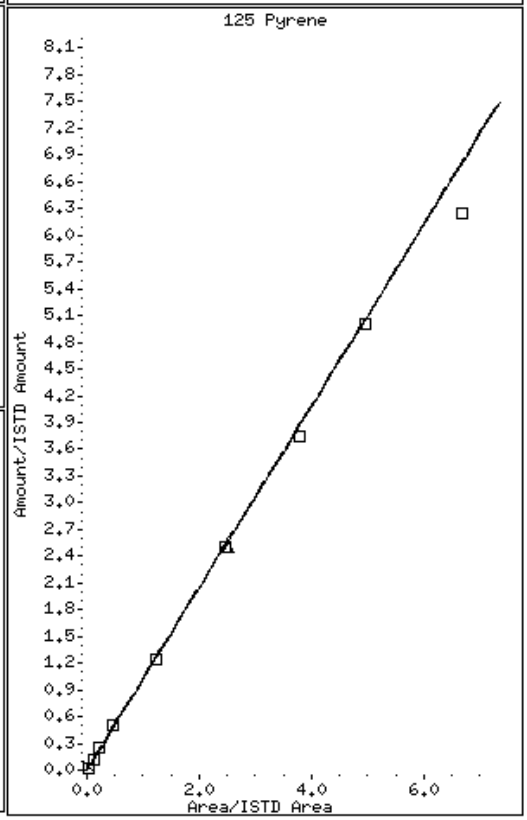
125 Pyrene
Amount/ISTD Amount
Area/ISTD Area

Data File Name: LV2FA1AJ.D
Inj. Date and Time: 11-MAR-2010 09:25
Instrument ID: a4ag2.i
Client ID: CPCSS-037-5015-SO
Compound Name: Benzoic Acid
CAS #: 65-85-0
Report Date: 03/12/2010

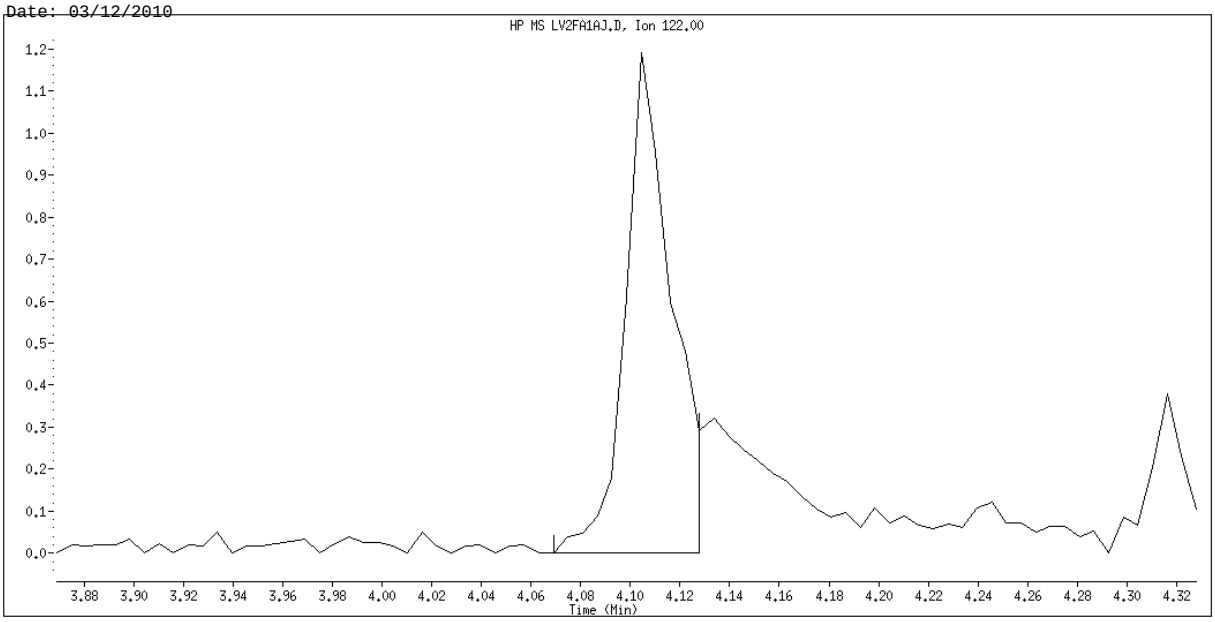

Original Integration

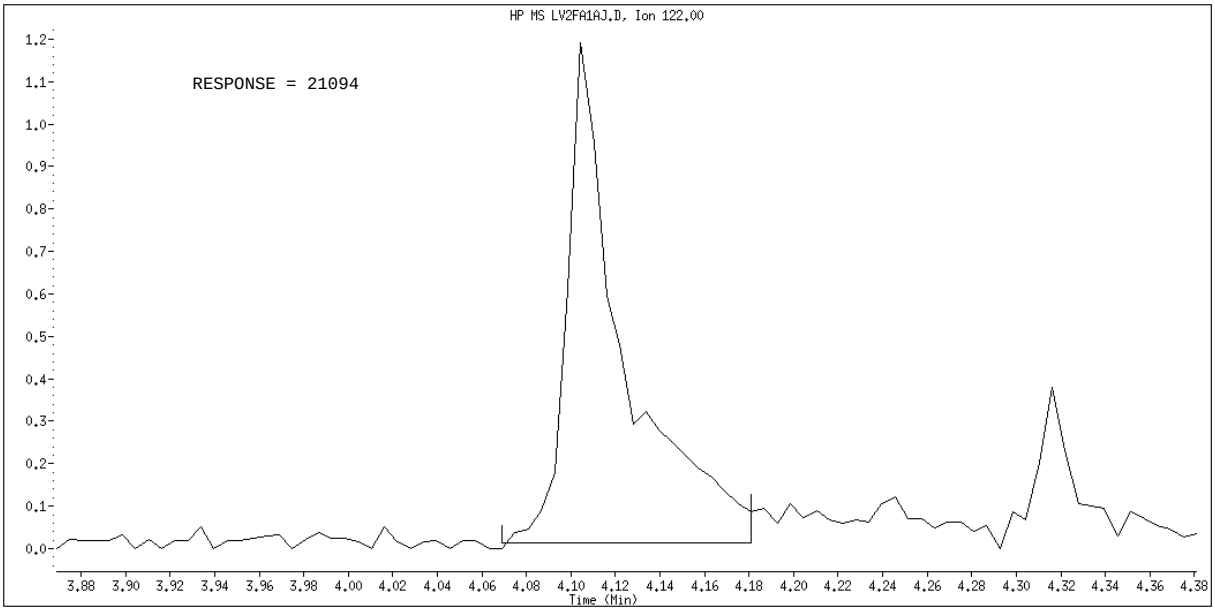

Manual Integration

Manually Integrated By: hulat
Manual Integration Reason: Poor Chromatography

Data File Name: LV2FA1AJ.D
Inj. Date and Time: 11-MAR-2010 09:25
Instrument ID: a4ag2.i
Client ID: CPCSS-037-5015-SO
Compound Name: Pyrene
CAS #: 129-00-0
Report Date: 03/12/2010

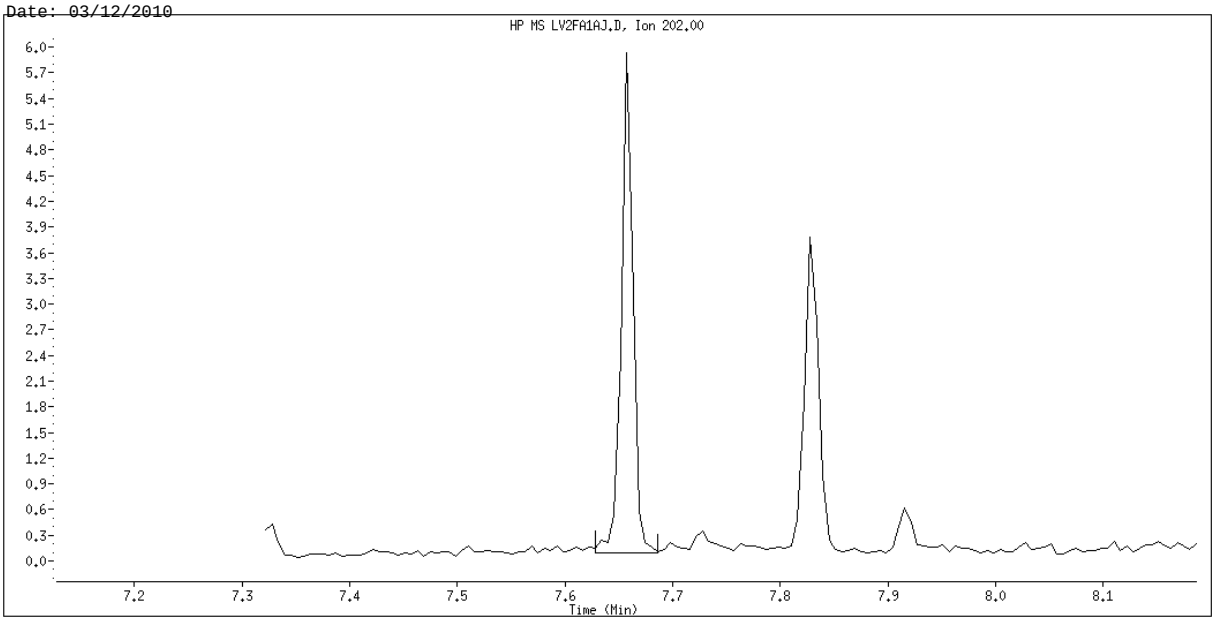

Original Integration

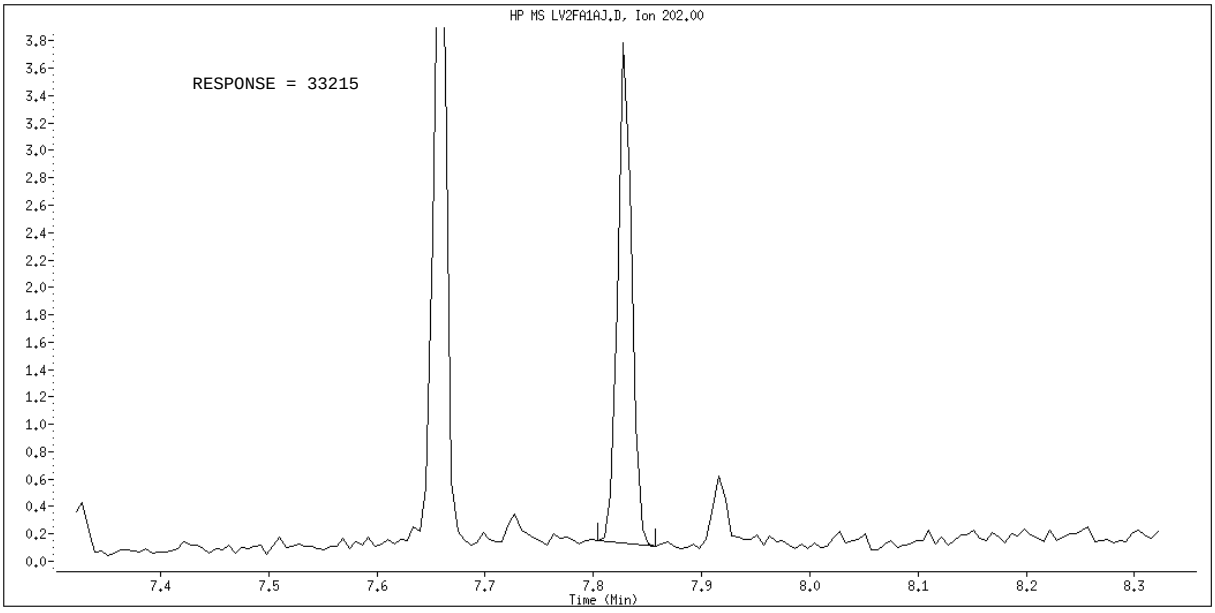

Manual Integration

Manually Integrated By: hulat
Manual Integration Reason: Peak not found

Science Applications International Corp

Client Sample ID: CPCSS-037-6041-FD

GC/MS Semivolatiles

Lot-Sample #...: A0B240490-014 **Work Order #...:** LV2FD1AQ **Matrix.....:** SO
Date Sampled...: 02/23/10 14:50 **Date Received..:** 02/24/10
Prep Date.....: 02/25/10 **Analysis Date..:** 03/11/10
Prep Batch #...: 0056040
Dilution Factor: 1 **Initial Wgt/Vol:** 30.11 g **Final Wgt/Vol..:** 2 mL
% Moisture.....: 33 **Method.....:** SW846 8270C

PARAMETER	RESULT	REPORTING LIMIT	UNITS	MDL
Acenaphthene	ND	74	ug/kg	4.9
Acenaphthylene	ND	74	ug/kg	4.9
Anthracene	ND	74	ug/kg	4.9
Benzo(a)anthracene	ND	74	ug/kg	4.9
Benzo(b)fluoranthene	ND	74	ug/kg	4.9
Benzo(k)fluoranthene	ND	74	ug/kg	4.9
Benzoic acid	ND	1200	ug/kg	490
Benzo(ghi)perylene	ND	74	ug/kg	4.9
Benzo(a)pyrene	ND	74	ug/kg	4.9
Benzyl alcohol	ND	490	ug/kg	31
bis(2-Chloroethoxy) methane	ND	490	ug/kg	33
bis(2-Chloroethyl)-ether	ND	490	ug/kg	3.0
bis(2-Chloroisopropyl) ether	ND	490	ug/kg	14
bis(2-Ethylhexyl) phthalate	ND	490	ug/kg	28
4-Bromophenyl phenyl ether	ND	490	ug/kg	19
Butyl benzyl phthalate	ND	490	ug/kg	15
Carbazole	ND	74	ug/kg	40
4-Chloroaniline	ND	490	ug/kg	25
4-Chloro-3-methylphenol	ND	490	ug/kg	31
2-Chloronaphthalene	ND	490	ug/kg	4.9
2-Chlorophenol	ND	490	ug/kg	40
4-Chlorophenyl phenyl ether	ND	490	ug/kg	19
Dibenzo(a,h)anthracene	ND	74	ug/kg	4.9
Dibenzofuran	ND	490	ug/kg	30
Di-n-butyl phthalate	ND	490	ug/kg	22
1,2-Dichlorobenzene	ND	490	ug/kg	14
1,3-Dichlorobenzene	ND	490	ug/kg	16
1,4-Dichlorobenzene	ND	490	ug/kg	30
3,3'-Dichlorobenzidine	ND	490	ug/kg	27
2,4-Dichlorophenol	ND	490	ug/kg	30
Diethyl phthalate	ND	490	ug/kg	24
2,4-Dimethylphenol	ND	490	ug/kg	30

(Continued on next page)

Science Applications International Corp

Client Sample ID: CPCSS-037-6041-FD

GC/MS Semivolatiles

Lot-Sample #...: A0B240490-014 **Work Order #...:** LV2FD1AQ **Matrix.....:** SO

PARAMETER	RESULT	REPORTING LIMIT	UNITS	MDL
Dimethyl phthalate	ND	490	ug/kg	25
4,6-Dinitro-2-methylphenol	ND	1200	ug/kg	120
2,4-Dinitrophenol	ND	1200	ug/kg	120
2,4-Dinitrotoluene	ND	490	ug/kg	40
2,6-Dinitrotoluene	ND	490	ug/kg	31
Di-n-octyl phthalate	ND	490	ug/kg	40
Fluoranthene	**21 J**	**74**	**ug/kg**	**4.9**
Fluorene	ND	74	ug/kg	4.9
Hexachlorobenzene	ND	490	ug/kg	3.1
Hexachlorobutadiene	ND	490	ug/kg	40
Hexachlorocyclopenta-diene	ND	490	ug/kg	40
Hexachloroethane	ND	490	ug/kg	13
Indeno(1,2,3-cd)pyrene	ND	74	ug/kg	4.9
Isophorone	ND	490	ug/kg	19
2-Methylnaphthalene	ND	490	ug/kg	4.9
2-Methylphenol	ND	490	ug/kg	120
3-Methylphenol & 4-Methylphenol	ND	490	ug/kg	30
Naphthalene	ND	74	ug/kg	4.9
2-Nitroaniline	ND	1200	ug/kg	14
3-Nitroaniline	ND	1200	ug/kg	24
4-Nitroaniline	ND	1200	ug/kg	39
Nitrobenzene	ND	490	ug/kg	3.3
2-Nitrophenol	ND	490	ug/kg	40
4-Nitrophenol	ND	1200	ug/kg	120
N-Nitrosodiphenylamine	ND	490	ug/kg	31
N-Nitrosodi-n-propyl-amine	ND	490	ug/kg	40
Pentachlorophenol	ND	490	ug/kg	120
Phenanthrene	**10 J**	**74**	**ug/kg**	**4.9**
Phenol	ND	490	ug/kg	40
Pyrene	**16 J**	**74**	**ug/kg**	**4.9**
1,2,4-Trichloro-benzene	ND	490	ug/kg	40
2,4,5-Trichloro-phenol	ND	490	ug/kg	37
2,4,6-Trichloro-phenol	ND	490	ug/kg	120
Chrysene	ND	74	ug/kg	1.6

(Continued on next page)

Science Applications International Corp

Client Sample ID: CPCSS-037-6041-FD

GC/MS Semivolatiles

Lot-Sample #...: A0B240490-014 **Work Order #...:** LV2FD1AQ **Matrix.....:** SO

SURROGATE	PERCENT RECOVERY	RECOVERY LIMITS
2-Fluorobiphenyl	54	(45 - 105)
2-Fluorophenol	68	(35 - 105)
Phenol-d5	67	(40 - 100)
2,4,6-Tribromophenol	63	(35 - 125)
Nitrobenzene-d5	50	(35 - 100)
Terphenyl-d14	74	(30 - 125)

NOTE(S):

Results and reporting limits have been adjusted for dry weight.

J Estimated: The analyte was positively identified; the quanitation is estimated.

TestAmerica North Canton

Semivolatile REPORT SW-846 Method 8270

Data file : \\cansvr11\dd\chem\MSS\a4ag2.i\00311A.b\LV2FD1AQ.D
Lab Smp Id: LV2FD1AQ Client Smp ID: CPCSS-037-6041-FD
Inj Date : 11-MAR-2010 09:42
Operator : 046900 Inst ID: a4ag2.i
Smp Info : LV2FD1AQ,00311A.b,8270C-625,3-827042.SUB
Misc Info :
Comment   :
Method   : \\cansvr11\dd\chem\MSS\a4ag2.i\00311A.b\8270C-625.m
Meth Date : 12-Mar-2010 07:29 hulat Quant Type: ISTD
Cal Date : 10-MAR-2010 09:48 Cal File: 2SML0310.D
Als bottle: 9
Dil Factor: 1.00000
Integrator: HP RTE Compound Sublist: 3-827042.SUB
Target Version: 4.14
Processing Host: CANPMSSV04

Concentration Formula: Amt * DF * Uf * Vt/(Vi * Ws) * CpndVariable

Name	Value	Description
DF	1.000	Dilution Factor
Uf	1.000	ng unit correction factor
Vt	2000.000	Volume of final extract (uL)(1000 low, 2
Vi	0.50000	Volume injected (uL)
Ws	30.110	Weight of sample extracted (g)
Cpnd Variable		Local Compound Variable

Compounds	QUANT SIG MASS	RT	EXP RT	REL RT	RESPONSE	CONCENTRATIONS ON-COLUMN (NG)	FINAL (ug/kg)	
* 1 1,4-Dichlorobenzene-d4	152	3.463	3.463	(1.000)	155836	2.00000		(Q)
* 2 Naphthalene-d8	136	4.357	4.357	(1.000)	681663	2.00000		
* 3 Acenaphthene-d10	164	5.639	5.639	(1.000)	433653	2.00000		
* 4 Phenanthrene-d10	188	6.745	6.739	(1.000)	765785	2.00000		
* 5 Chrysene-d12	240	8.756	8.745	(1.000)	903102	2.00000		
* 6 Perylene-d12	264	10.250	10.180	(1.000)	858924	2.00000		(H)
198 1,4-Dioxane	88	Compound Not Detected.						
9 Pyridine	79	Compound Not Detected.						
10 N-Nitrosodimethylamine	74	Compound Not Detected.						
12 3-Chloropropionitrile	54	Compound Not Detected.						
209 Benzaldehyde	77	Compound Not Detected.						
21 Aniline	93	Compound Not Detected.						
22 Phenol	94	Compound Not Detected.						
23 bis(2-Chloroethyl)ether	93	Compound Not Detected.						
24 2-Chlorophenol	128	Compound Not Detected.						
26 1,3-Dichlorobenzene	146	Compound Not Detected.						
27 1,4-Dichlorobenzene	146	Compound Not Detected.						
28 1,2-Dichlorobenzene	146	Compound Not Detected.						

29	Benzyl Alcohol	108	Compound Not Detected.
30	2-Methylphenol	108	Compound Not Detected.

	Compounds	QUANT SIG MASS	RT	EXP RT	REL RT	RESPONSE	CONCENTRATIONS ON-COLUMN (NG)	CONCENTRATIONS FINAL (ug/kg)
31	bis(2-Chloroisopropyl)ether	45	Compound Not Detected.					
37	Acetophenone	105	Compound Not Detected.					
32	N-Nitroso-di-n-propylamine	70	Compound Not Detected.					
192	4-Methylphenol	108	Compound Not Detected.					
34	Hexachloroethane	117	Compound Not Detected.					
35	Nitrobenzene	77	Compound Not Detected.					
41	Isophorone	82	Compound Not Detected.					
42	2-Nitrophenol	139	Compound Not Detected.					
43	2,4-Dimethylphenol	107	Compound Not Detected.					
44	bis(2-Chloroethoxy)methane	93	Compound Not Detected.					
46	2,4-Toluenediamene	121	Compound Not Detected.					
47	1,3,5-Trichlorobenzene	180	Compound Not Detected.					
48	2,4-Dichlorophenol	162	Compound Not Detected.					
49	Benzoic Acid	122	Compound Not Detected.					
50	1,2,4-Trichlorobenzene	180	Compound Not Detected.					
51	Naphthalene	128	Compound Not Detected.					
52	4-Chloroaniline	127	Compound Not Detected.					
56	Hexachlorobutadiene	225	Compound Not Detected.					
210	Caprolactam	113	Compound Not Detected.					
57	1,2,3-Trichlorobenzene	180	Compound Not Detected.					
59	4-Chloro-3-Methylphenol	107	Compound Not Detected.					
62	2-Methylnaphthalene	142	Compound Not Detected.					
63	1-Methylnaphthalene	142	Compound Not Detected.					
64	Hexachlorocyclopentadiene	237	Compound Not Detected.					
66	2,4,6-Trichlorophenol	196	Compound Not Detected.					
67	2,4,5-Trichlorophenol	196	Compound Not Detected.					
211	1,1'-Biphenyl	154	Compound Not Detected.					
68	1,2,3,5-Tetrachlorobenzene	216	Compound Not Detected.					
70	2-Chloronaphthalene	162	Compound Not Detected.					
73	2-Nitroaniline	65	Compound Not Detected.					
74	1,2,3,4-Tetrachlorobenzene	216	Compound Not Detected.					
76	Dimethylphthalate	163	Compound Not Detected.					
78	2,6-Dinitrotoluene	165	Compound Not Detected.					
79	Acenaphthylene	152	Compound Not Detected.					
80	1,2-Dinitrobenzene	168	Compound Not Detected.					
81	3-Nitroaniline	138	Compound Not Detected.					
82	Acenaphthene	153	Compound Not Detected.					
83	2,4-Dinitrophenol	184	Compound Not Detected.					
85	4-Nitrophenol	109	Compound Not Detected.					
86	Dibenzofuran	168	Compound Not Detected.					
87	2,4-Dinitrotoluene	165	Compound Not Detected.					
91	2,3,5,6-Tetrachlorophenol	232	Compound Not Detected.					
93	Diethylphthalate	149	Compound Not Detected.					
94	Fluorene	166	Compound Not Detected.					
95	4-Chlorophenyl-phenylether	204	Compound Not Detected.					
96	4-Nitroaniline	138	Compound Not Detected.					
98	4,6-Dinitro-2-methylphenol	198	Compound Not Detected.					
99	N-Nitrosodiphenylamine	169	Compound Not Detected.					
100	1,2-Diphenylhydrazine	77	Compound Not Detected.					
106	4-Bromophenyl-phenylether	248	Compound Not Detected.					
107	Hexachlorobenzene	284	Compound Not Detected.					
212	Atrazine	200	Compound Not Detected.					

111 Pentachlorophenol	266	Compound Not Detected.					
115 Phenanthrene	178	6.762	6.757 (1.003)		21685	0.05318	7.0652
116 Anthracene	178	Compound Not Detected.					

	Compounds	QUANT SIG MASS	RT	EXP RT	REL RT	RESPONSE	CONCENTRATIONS ON-COLUMN (NG)	FINAL (ug/kg)
119	Carbazole	167	Compound Not Detected.					
120	Di-n-Butylphthalate	149	Compound Not Detected.					
123	Fluoranthene	202	7.662	7.645	(1.136)	45704	0.10869	14.439
124	Benzidine	184	Compound Not Detected.					
125	Pyrene	202	7.833	7.821	(0.895)	36222	0.08170	10.854
131	Butylbenzylphthalate	149	Compound Not Detected.					
133	3,3'-Dimethoxybenzidine	244	Compound Not Detected.					
135	3,3'-Dichlorobenzidine	252	Compound Not Detected.					
136	Benzo(a)Anthracene	228	Compound Not Detected.					
137	Chrysene	228	Compound Not Detected.					
138	4,4'-Methylene bis(o-chloroan	231	Compound Not Detected.					
139	bis(2-ethylhexyl)Phthalate	149	Compound Not Detected.					
140	Di-n-octylphthalate	149	Compound Not Detected.					
141	Benzo(b)fluoranthene	252	Compound Not Detected.					
142	Benzo(k)fluoranthene	252	Compound Not Detected.					
146	Benzo(a)pyrene	252	Compound Not Detected.					
149	Indeno(1,2,3-cd)pyrene	276	Compound Not Detected.					
150	Dibenz(a,h)anthracene	278	Compound Not Detected.					
151	Benzo(g,h,i)perylene	276	Compound Not Detected.					
$ 154	Nitrobenzene-d5	82	3.833	3.839	(0.880)	336643	2.49036	330.83
$ 155	2-Fluorobiphenyl	172	5.127	5.127	(0.909)	677146	2.71715	360.96
$ 156	Terphenyl-d14	244	7.921	7.910	(0.905)	1059410	3.72129	494.36
$ 157	Phenol-d5	99	3.180	3.175	(0.918)	591309	5.00554	664.97
$ 158	2-Fluorophenol	112	2.604	2.592	(0.752)	449227	5.10351	677.98
$ 159	2,4,6-Tribromophenol	330	6.227	6.221	(1.104)	155936	4.76240	632.67
$ 186	2-Chlorophenol-d4	132	3.310	3.310	(0.956)	488128	5.36364	712.54
$ 187	1,2-Dichlorobenzene-d4	152	3.574	3.575	(1.032)	137339	2.21818	294.68(Q)
M 195	Cresols, total	100	Compound Not Detected.					
101	Diphenylamine	169	Compound Not Detected.					

QC Flag Legend

Q - Qualifier signal failed the ratio test.
H - Operator selected an alternate compound hit.

TestAmerica North Canton

INTERNAL STANDARD COMPOUNDS
AREA AND RT SUMMARY

Instrument ID: a4ag2.i
Lab File ID: LV2FD1AQ.D
Lab Smp Id: LV2FD1AQ
Analysis Type: SV
Quant Type: ISTD
Operator: 046900
Method File: \\cansvr11\dd\chem\MSS\a4ag2.i\00311A.b\8270C-625.m
Misc Info:

Calibration Date: 11-MAR-2010
Calibration Time: 07:40
Client Smp ID: CPCSS-037-6041-FD
Level: LOW
Sample Type: SOIL

		AREA LIMIT			
COMPOUND	STANDARD	LOWER	UPPER	SAMPLE	%DIFF
1 1,4-Dichlorobenze	259601	129801	519202	155836	-39.97
2 Naphthalene-d8	1078163	539082	2156326	681663	-36.78
3 Acenaphthene-d10	568794	284397	1137588	433653	-23.76
4 Phenanthrene-d10	913603	456802	1827206	765785	-16.18
5 Chrysene-d12	1135801	567901	2271602	903102	-20.49
6 Perylene-d12	986779	493390	1973558	858924	-12.96

		RT LIMIT			
COMPOUND	STANDARD	LOWER	UPPER	SAMPLE	%DIFF
1 1,4-Dichlorobenze	3.46	2.96	3.96	3.46	-0.01
2 Naphthalene-d8	4.36	3.86	4.86	4.36	-0.01
3 Acenaphthene-d10	5.64	5.14	6.14	5.64	-0.01
4 Phenanthrene-d10	6.74	6.24	7.24	6.75	0.08
5 Chrysene-d12	8.75	8.25	9.25	8.76	0.13
6 Perylene-d12	10.18	9.68	10.68	10.25	0.69

AREA UPPER LIMIT = +100% of internal standard area.
AREA LOWER LIMIT = - 50% of internal standard area.
RT UPPER LIMIT = + 0.50 minutes of internal standard RT.
RT LOWER LIMIT = - 0.50 minutes of internal standard RT.

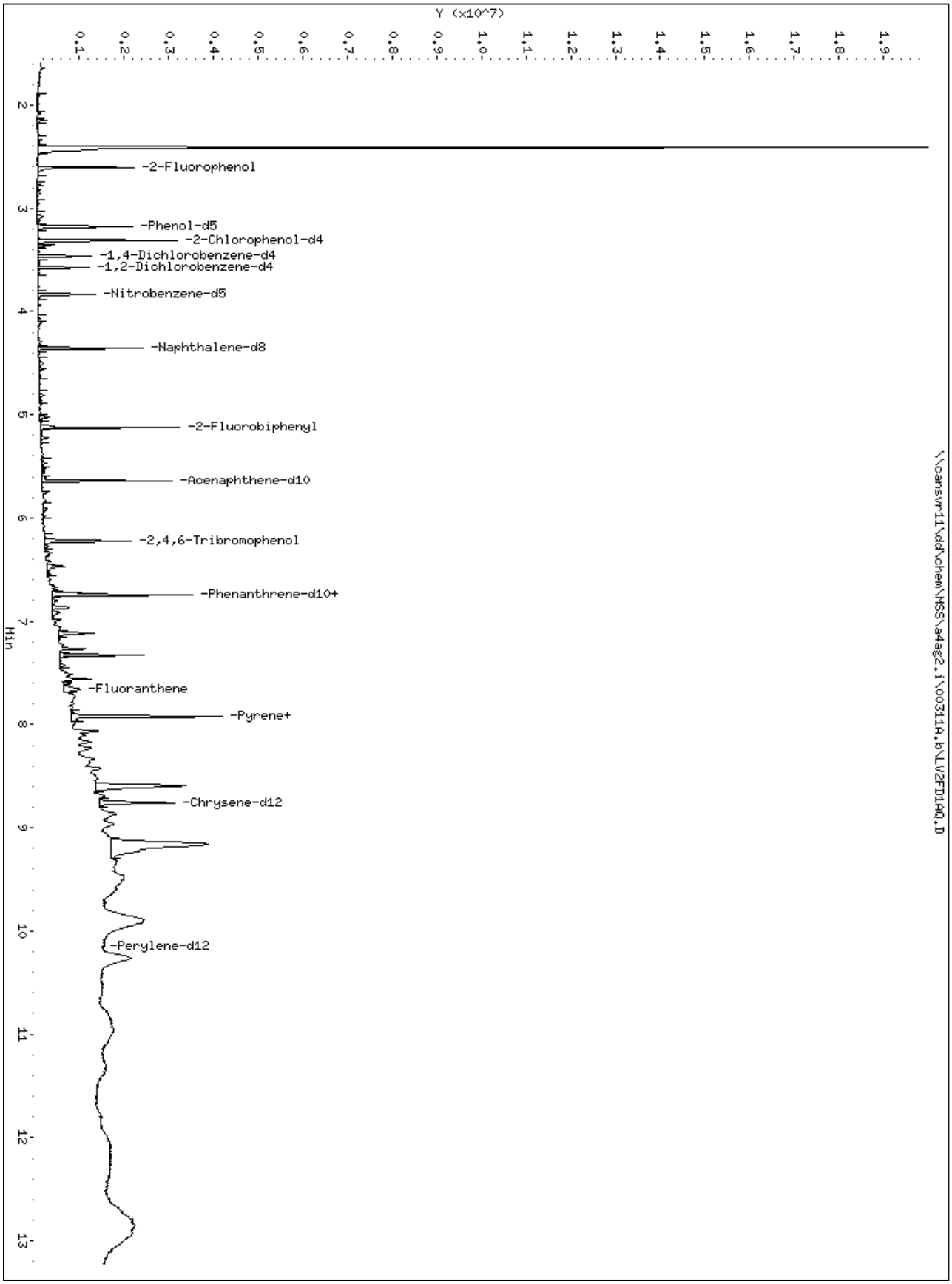
Y (x10^7)
0.1
0.2
0.3
0.4
0.5
0.6
0.7
0.8
0.9
1.0
1.1
1.2
1.3
1.4
1.5
1.6
1.7
1.8
1.9
2
3
4
5
6
7
8
9
10
11
12
13
Min
-2-Fluorophenol
-Phenol-d5
-2-Chlorophenol-d4
-1,4-Dichlorobenzene-d4
-1,2-Dichlorobenzene-d4
-Nitrobenzene-d5
-Naphthalene-d8
-2-Fluorobiphenyl
-Acenaphthene-d10
-2,4,6-Tribromophenol
-Phenanthrene-d10+
-Fluoranthene
-Pyrene+
-Chrysene-d12
-Perylene-d12
\\cansvr11\dd\chem\HSS\a4ag2.i\00311A.b\LV2FD10Q.D

115 Phenanthrene

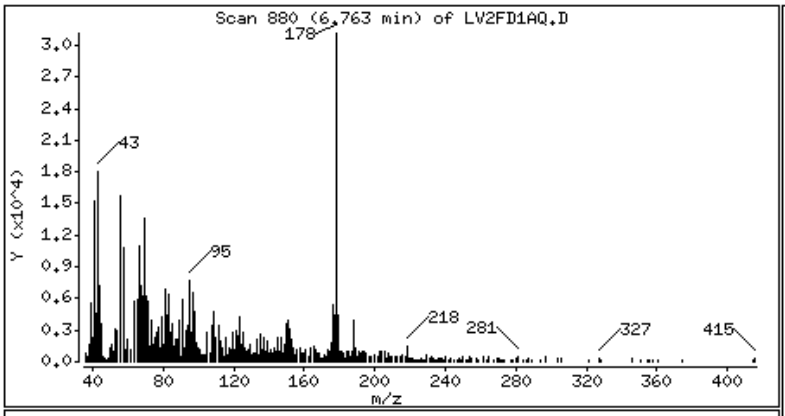

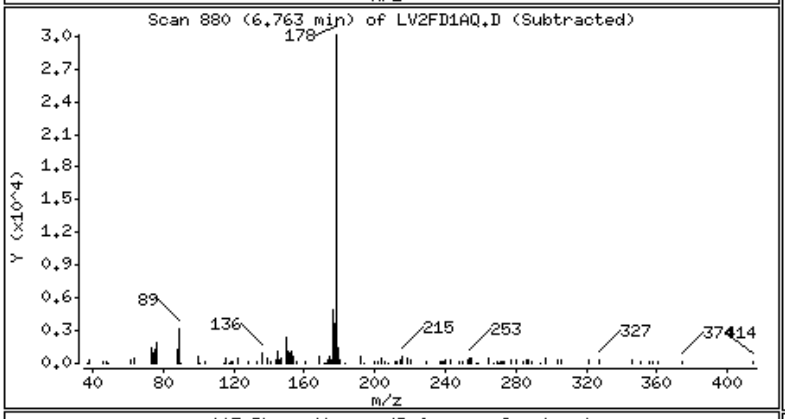

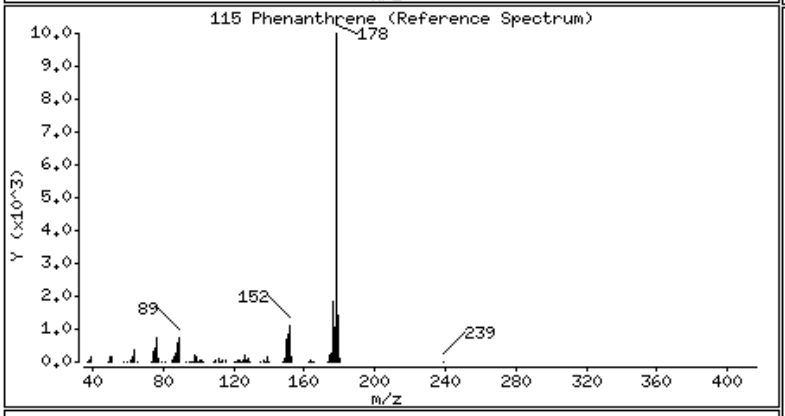

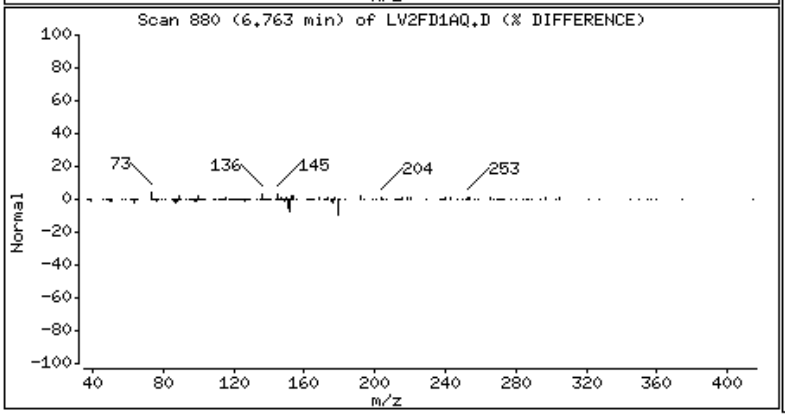

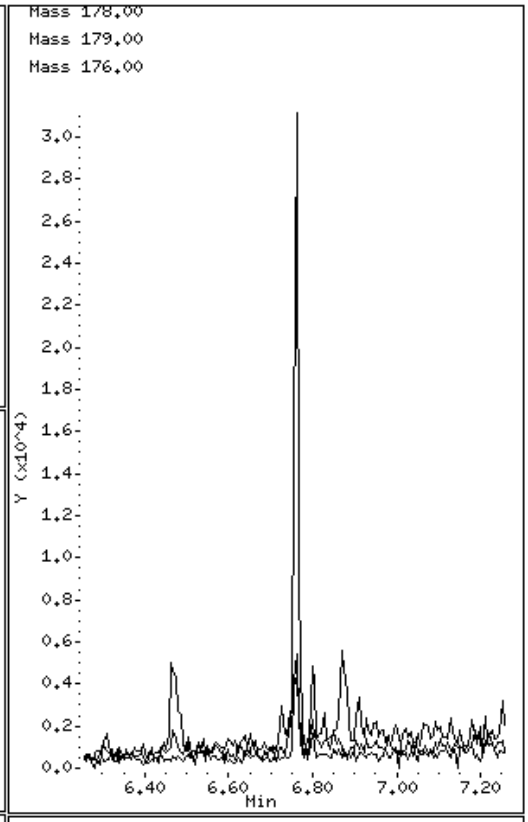

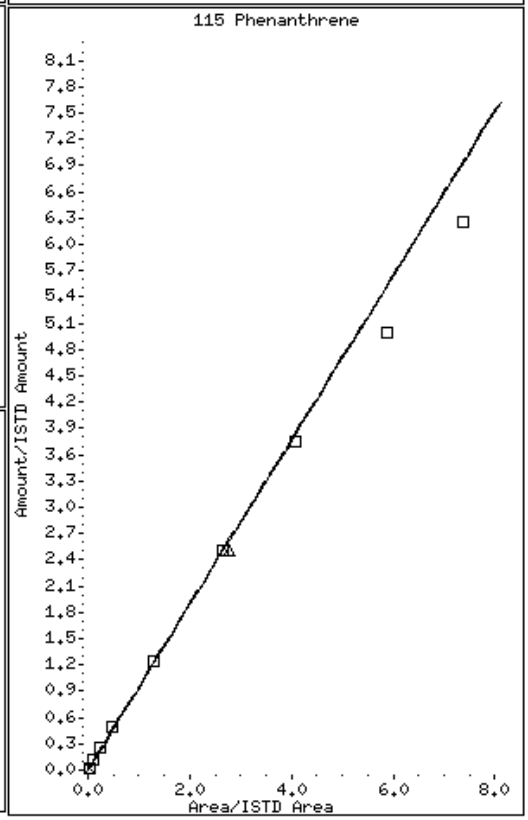

123 Fluoranthene

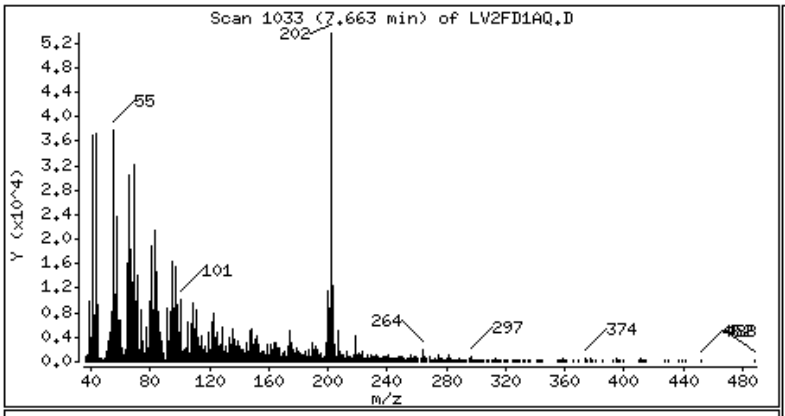

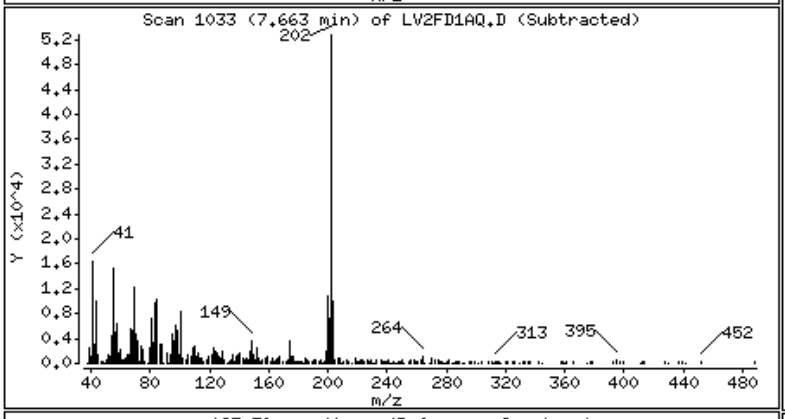

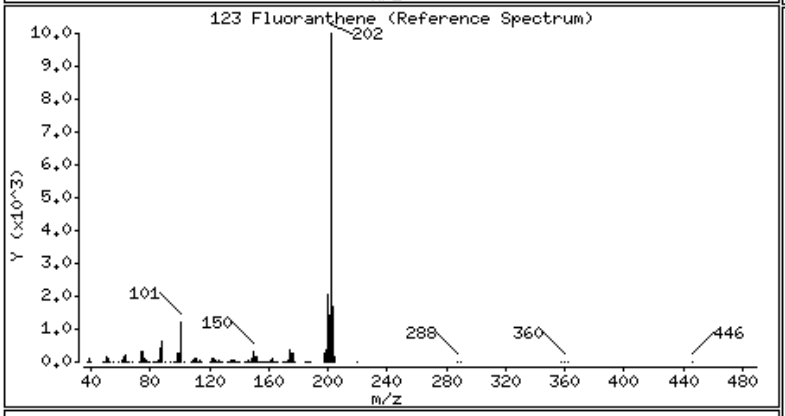

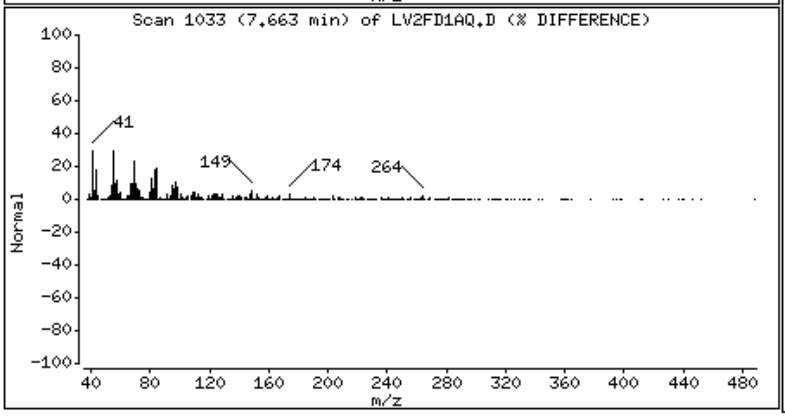

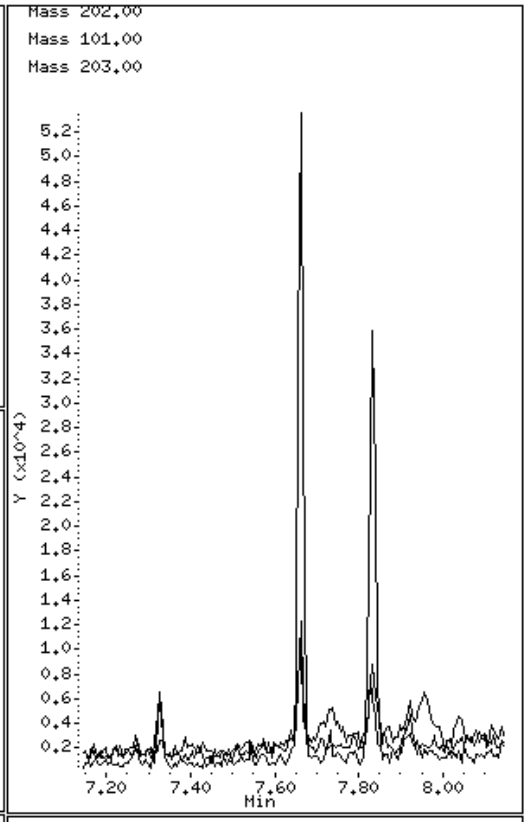

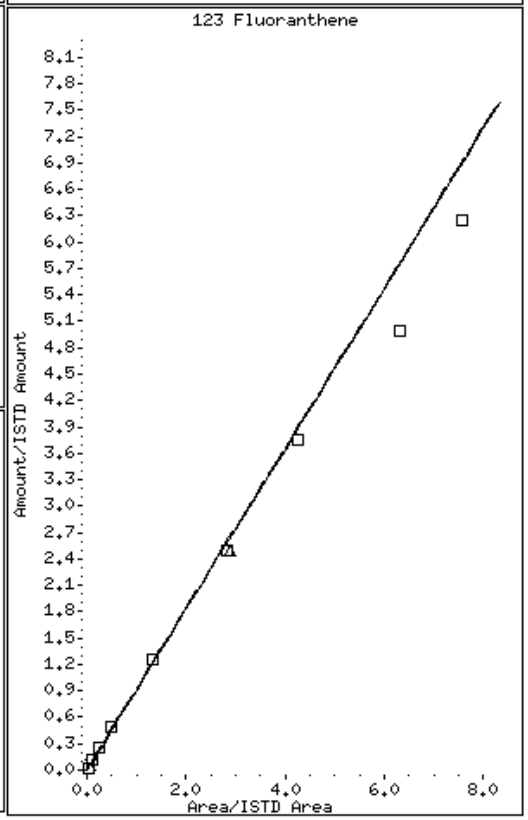

125 Pyrene

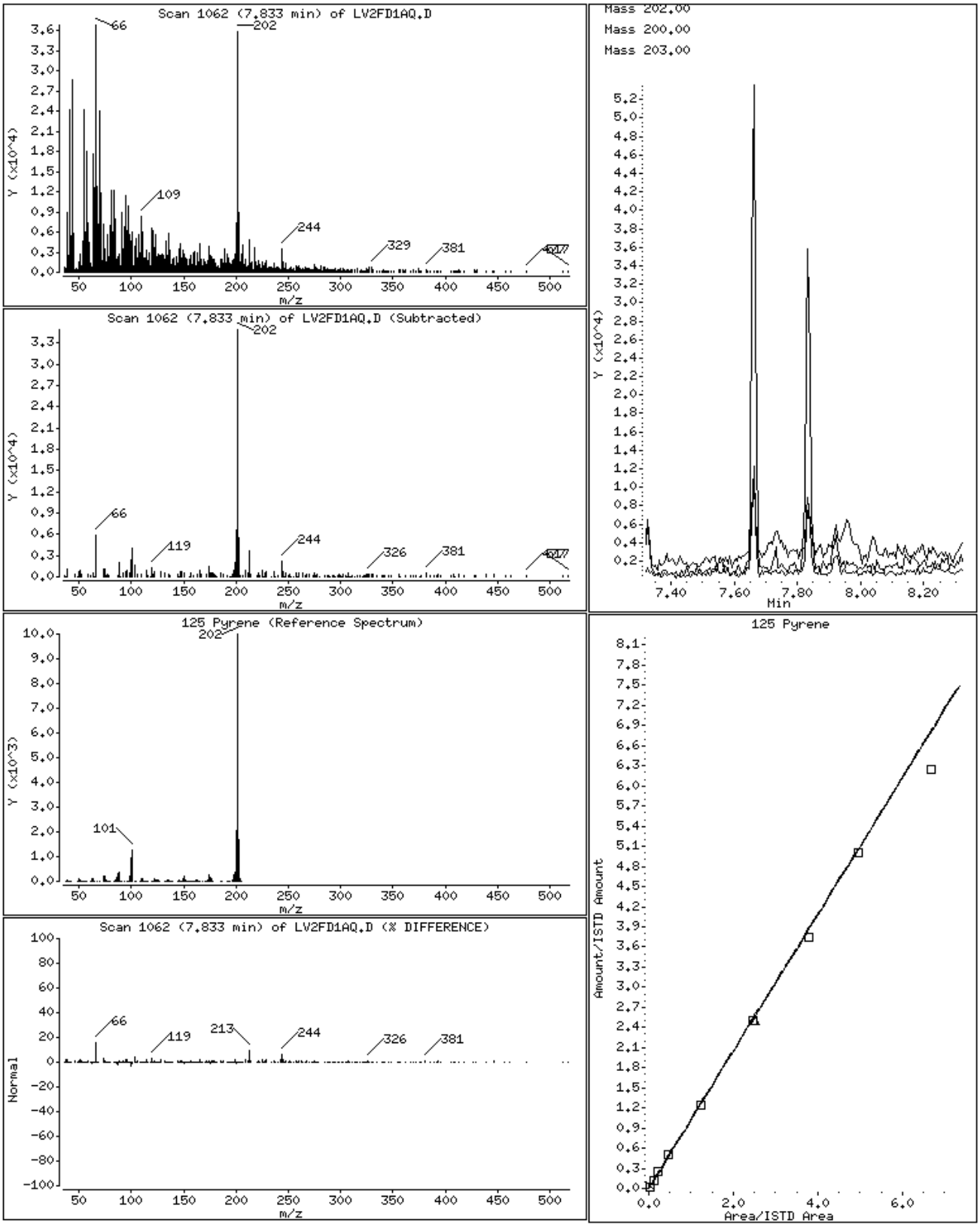
Scan 1062 (7.833 min) of LV2FD1AQ.D
Y (x10^4)
m/z
66
202
109
244
329
381
417
Scan 1062 (7.833 min) of LV2FD1AQ.D (Subtracted)
119
326
Mass 202.00
Mass 200.00
Mass 203.00
Min
125 Pyrene (Reference Spectrum)
Y (x10^3)
101
Scan 1062 (7.833 min) of LV2FD1AQ.D (% DIFFERENCE)
Normal
213
125 Pyrene
Amount/ISTD Amount
Area/ISTD Area

Science Applications International Corp

Client Sample ID: CPCSS-038-5016-SO

GC/MS Semivolatiles

Lot-Sample #...: A0B240490-015 **Work Order #...:** LV2FG1AX **Matrix.....:** SO
Date Sampled...: 02/23/10 10:50 **Date Received..:** 02/24/10
Prep Date.....: 02/25/10 **Analysis Date..:** 03/11/10
Prep Batch #...: 0056040
Dilution Factor: 1 **Initial Wgt/Vol:** 30.13 g **Final Wgt/Vol..:** 2 mL
% Moisture.....: 23 **Method.....:** SW846 8270C

PARAMETER	RESULT	REPORTING LIMIT	UNITS	MDL
Acenaphthene	ND	65	ug/kg	4.3
Acenaphthylene	ND	65	ug/kg	4.3
Anthracene	ND	65	ug/kg	4.3
Benzo(a)anthracene	ND	65	ug/kg	4.3
Benzo(b)fluoranthene	ND	65	ug/kg	4.3
Benzo(k)fluoranthene	ND	65	ug/kg	4.3
Benzo(ghi)perylene	ND	65	ug/kg	4.3
Benzo(a)pyrene	ND	65	ug/kg	4.3
Benzyl alcohol	**440**	**430**	**ug/kg**	**27**
bis(2-Chloroethoxy) methane	ND	430	ug/kg	29
bis(2-Chloroethyl)-ether	ND	430	ug/kg	2.6
bis(2-Chloroisopropyl) ether	ND	430	ug/kg	12
bis(2-Ethylhexyl) phthalate	ND	430	ug/kg	25
4-Bromophenyl phenyl ether	ND	430	ug/kg	17
Butyl benzyl phthalate	ND	430	ug/kg	13
Carbazole	ND	65	ug/kg	35
4-Chloroaniline	ND	430	ug/kg	22
4-Chloro-3-methylphenol	ND	430	ug/kg	27
2-Chloronaphthalene	ND	430	ug/kg	4.3
2-Chlorophenol	ND	430	ug/kg	35
4-Chlorophenyl phenyl ether	ND	430	ug/kg	17
Dibenzo(a,h)anthracene	ND	65	ug/kg	4.3
Dibenzofuran	ND	430	ug/kg	26
Di-n-butyl phthalate	ND	430	ug/kg	19
1,2-Dichlorobenzene	ND	430	ug/kg	13
1,3-Dichlorobenzene	ND	430	ug/kg	14
1,4-Dichlorobenzene	ND	430	ug/kg	26
3,3'-Dichlorobenzidine	ND	430	ug/kg	23
2,4-Dichlorophenol	ND	430	ug/kg	26
Diethyl phthalate	ND	430	ug/kg	21
2,4-Dimethylphenol	ND	430	ug/kg	26
Dimethyl phthalate	ND	430	ug/kg	22

(Continued on next page)

Science Applications International Corp

Client Sample ID: CPCSS-038-5016-SO

GC/MS Semivolatiles

Lot-Sample #...: A0B240490-015 **Work Order #...:** LV2FG1AX **Matrix.....:** SO

PARAMETER	RESULT	REPORTING LIMIT	UNITS	MDL
4,6-Dinitro-2-methylphenol	ND	1000	ug/kg	100
2,4-Dinitrophenol	ND	1000	ug/kg	100
2,4-Dinitrotoluene	ND	430	ug/kg	35
2,6-Dinitrotoluene	ND	430	ug/kg	27
Di-n-octyl phthalate	ND	430	ug/kg	35
Fluoranthene	ND	65	ug/kg	4.3
Fluorene	ND	65	ug/kg	4.3
Hexachlorobenzene	ND	430	ug/kg	2.7
Hexachlorobutadiene	ND	430	ug/kg	35
Hexachlorocyclopenta-diene	ND	430	ug/kg	35
Hexachloroethane	ND	430	ug/kg	12
Indeno(1,2,3-cd)pyrene	ND	65	ug/kg	4.3
Isophorone	ND	430	ug/kg	17
2-Methylnaphthalene	ND	430	ug/kg	4.3
2-Methylphenol	ND	430	ug/kg	100
3-Methylphenol & 4-Methylphenol	ND	430	ug/kg	26
Naphthalene	ND	65	ug/kg	4.3
2-Nitroaniline	ND	1000	ug/kg	12
3-Nitroaniline	ND	1000	ug/kg	21
4-Nitroaniline	ND	1000	ug/kg	34
Nitrobenzene	ND	430	ug/kg	2.9
2-Nitrophenol	ND	430	ug/kg	35
4-Nitrophenol	ND	1000	ug/kg	100
N-Nitrosodiphenylamine	ND	430	ug/kg	27
N-Nitrosodi-n-propyl-amine	ND	430	ug/kg	35
Pentachlorophenol	ND	430	ug/kg	100
Phenanthrene	ND	65	ug/kg	4.3
Phenol	ND	430	ug/kg	35
Pyrene	ND	65	ug/kg	4.3
1,2,4-Trichloro-benzene	ND	430	ug/kg	35
2,4,5-Trichloro-phenol	ND	430	ug/kg	32
2,4,6-Trichloro-phenol	ND	430	ug/kg	100
Chrysene	ND	65	ug/kg	1.4

(Continued on next page)

Science Applications International Corp

Client Sample ID: CPCSS-038-5016-SO

GC/MS Semivolatiles

Lot-Sample #...: A0B240490-015 **Work Order #...:** LV2FG1AX **Matrix.....:** SO

SURROGATE	PERCENT RECOVERY	RECOVERY LIMITS
2-Fluorobiphenyl	59	(45 - 105)
2-Fluorophenol	72	(35 - 105)
Phenol-d5	64	(40 - 100)
2,4,6-Tribromophenol	69	(35 - 125)
Nitrobenzene-d5	54	(35 - 100)
Terphenyl-d14	84	(30 - 125)

NOTE(S):

Results and reporting limits have been adjusted for dry weight.

TestAmerica North Canton

Semivolatile REPORT SW-846 Method 8270

Data file : \\cansvr11\dd\chem\MSS\a4ag2.i\00311A.b\LV2FG1AX.D
Lab Smp Id: LV2FG1AX Client Smp ID: CPCSS-038-5016-SO
Inj Date : 11-MAR-2010 09:59
Operator : 046900 Inst ID: a4ag2.i
Smp Info : LV2FG1AX,00311A.b,8270C-625,3-827042.SUB
Misc Info :
Comment   :
Method   : \\cansvr11\dd\chem\MSS\a4ag2.i\00311A.b\8270C-625.m
Meth Date : 12-Mar-2010 07:29 hulat Quant Type: ISTD
Cal Date : 10-MAR-2010 09:48 Cal File: 2SML0310.D
Als bottle: 10
Dil Factor: 1.00000
Integrator: HP RTE Compound Sublist: 3-827042.SUB
Target Version: 4.14
Processing Host: CANPMSSV04

Concentration Formula: Amt * DF * Uf * Vt/(Vi * Ws) * CpndVariable

Name	Value	Description
DF	1.000	Dilution Factor
Uf	1.000	ng unit correction factor
Vt	2000.000	Volume of final extract (uL)(1000 low, 2
Vi	0.50000	Volume injected (uL)
Ws	30.130	Weight of sample extracted (g)
Cpnd Variable		Local Compound Variable

	Compounds	QUANT SIG MASS	RT	EXP RT	REL RT	RESPONSE	CONCENTRATIONS ON-COLUMN (NG)	FINAL (ug/kg)	
* 1	1,4-Dichlorobenzene-d4	152	3.463	3.463	(1.000)	148466	2.00000		(Q)
* 2	Naphthalene-d8	136	4.357	4.357	(1.000)	668132	2.00000		
* 3	Acenaphthene-d10	164	5.639	5.639	(1.000)	409796	2.00000		
* 4	Phenanthrene-d10	188	6.745	6.739	(1.000)	745338	2.00000		
* 5	Chrysene-d12	240	8.762	8.745	(1.000)	817926	2.00000		
* 6	Perylene-d12	264	10.256	10.180	(1.000)	746451	2.00000		
198	1,4-Dioxane	88	Compound Not Detected.						
9	Pyridine	79	Compound Not Detected.						
10	N-Nitrosodimethylamine	74	Compound Not Detected.						
12	3-Chloropropionitrile	54	Compound Not Detected.						
209	Benzaldehyde	77	3.180	3.169	(0.918)	11091610	162.272	21543	
21	Aniline	93	Compound Not Detected.						
22	Phenol	94	Compound Not Detected.						
23	bis(2-Chloroethyl)ether	93	Compound Not Detected.						
24	2-Chlorophenol	128	Compound Not Detected.						
26	1,3-Dichlorobenzene	146	Compound Not Detected.						
27	1,4-Dichlorobenzene	146	Compound Not Detected.						
28	1,2-Dichlorobenzene	146	Compound Not Detected.						

29 Benzyl Alcohol	108	3.533	3.533 (1.020)	155062	2.53151	336.08	
30 2-Methylphenol	108	Compound Not Detected.					

	Compounds	QUANT SIG MASS	RT	EXP RT	REL RT	RESPONSE	CONCENTRATIONS ON-COLUMN (NG)	CONCENTRATIONS FINAL (ug/kg)
31	bis(2-Chloroisopropyl)ether	45	Compound Not Detected.					
37	Acetophenone	105	Compound Not Detected.					
32	N-Nitroso-di-n-propylamine	70	Compound Not Detected.					
192	4-Methylphenol	108	Compound Not Detected.					
34	Hexachloroethane	117	Compound Not Detected.					
35	Nitrobenzene	77	Compound Not Detected.					
41	Isophorone	82	Compound Not Detected.					
42	2-Nitrophenol	139	Compound Not Detected.					
43	2,4-Dimethylphenol	107	Compound Not Detected.					
44	bis(2-Chloroethoxy)methane	93	Compound Not Detected.					
46	2,4-Toluenediamene	121	Compound Not Detected.					
47	1,3,5-Trichlorobenzene	180	Compound Not Detected.					
48	2,4-Dichlorophenol	162	Compound Not Detected.					
49	Benzoic Acid	122	Compound Not Detected.					
50	1,2,4-Trichlorobenzene	180	Compound Not Detected.					
51	Naphthalene	128	Compound Not Detected.					
52	4-Chloroaniline	127	Compound Not Detected.					
56	Hexachlorobutadiene	225	Compound Not Detected.					
210	Caprolactam	113	Compound Not Detected.					
57	1,2,3-Trichlorobenzene	180	Compound Not Detected.					
59	4-Chloro-3-Methylphenol	107	Compound Not Detected.					
62	2-Methylnaphthalene	142	Compound Not Detected.					
63	1-Methylnaphthalene	142	Compound Not Detected.					
64	Hexachlorocyclopentadiene	237	Compound Not Detected.					
66	2,4,6-Trichlorophenol	196	Compound Not Detected.					
67	2,4,5-Trichlorophenol	196	Compound Not Detected.					
211	1,1'-Biphenyl	154	Compound Not Detected.					
68	1,2,3,5-Tetrachlorobenzene	216	Compound Not Detected.					
70	2-Chloronaphthalene	162	Compound Not Detected.					
73	2-Nitroaniline	65	Compound Not Detected.					
74	1,2,3,4-Tetrachlorobenzene	216	Compound Not Detected.					
76	Dimethylphthalate	163	Compound Not Detected.					
78	2,6-Dinitrotoluene	165	Compound Not Detected.					
79	Acenaphthylene	152	Compound Not Detected.					
80	1,2-Dinitrobenzene	168	Compound Not Detected.					
81	3-Nitroaniline	138	Compound Not Detected.					
82	Acenaphthene	153	Compound Not Detected.					
83	2,4-Dinitrophenol	184	Compound Not Detected.					
85	4-Nitrophenol	109	Compound Not Detected.					
86	Dibenzofuran	168	Compound Not Detected.					
87	2,4-Dinitrotoluene	165	Compound Not Detected.					
91	2,3,5,6-Tetrachlorophenol	232	Compound Not Detected.					
93	Diethylphthalate	149	Compound Not Detected.					
94	Fluorene	166	Compound Not Detected.					
95	4-Chlorophenyl-phenylether	204	Compound Not Detected.					
96	4-Nitroaniline	138	Compound Not Detected.					
98	4,6-Dinitro-2-methylphenol	198	Compound Not Detected.					
99	N-Nitrosodiphenylamine	169	Compound Not Detected.					
100	1,2-Diphenylhydrazine	77	Compound Not Detected.					
106	4-Bromophenyl-phenylether	248	Compound Not Detected.					
107	Hexachlorobenzene	284	Compound Not Detected.					
212	Atrazine	200	Compound Not Detected.					

111	Pentachlorophenol	266	Compound Not Detected.
115	Phenanthrene	178	Compound Not Detected.

Compounds	QUANT SIG MASS	RT	EXP RT	REL RT	RESPONSE	CONCENTRATIONS ON-COLUMN (NG)	FINAL (ug/kg)
116 Anthracene	178	Compound Not Detected.					
119 Carbazole	167	Compound Not Detected.					
120 Di-n-Butylphthalate	149	Compound Not Detected.					
123 Fluoranthene	202	Compound Not Detected.					
124 Benzidine	184	Compound Not Detected.					
125 Pyrene	202	Compound Not Detected.					
131 Butylbenzylphthalate	149	Compound Not Detected.					
133 3,3'-Dimethoxybenzidine	244	Compound Not Detected.					
135 3,3'-Dichlorobenzidine	252	Compound Not Detected.					
136 Benzo(a)Anthracene	228	Compound Not Detected.					
137 Chrysene	228	Compound Not Detected.					
138 4,4'-Methylene bis(o-chloroan	231	Compound Not Detected.					
139 bis(2-ethylhexyl)Phthalate	149	Compound Not Detected.					
140 Di-n-octylphthalate	149	Compound Not Detected.					
141 Benzo(b)fluoranthene	252	Compound Not Detected.					
142 Benzo(k)fluoranthene	252	Compound Not Detected.					
146 Benzo(a)pyrene	252	Compound Not Detected.					
149 Indeno(1,2,3-cd)pyrene	276	Compound Not Detected.					
150 Dibenz(a,h)anthracene	278	Compound Not Detected.					
151 Benzo(g,h,i)perylene	276	Compound Not Detected.					
$ 154 Nitrobenzene-d5	82	3.839	3.839	(0.881)	357510	2.69829	358.22
$ 155 2-Fluorobiphenyl	172	5.127	5.127	(0.909)	699644	2.97087	394.41
$ 156 Terphenyl-d14	244	7.921	7.910	(0.904)	1077186	4.17776	554.63
$ 157 Phenol-d5	99	3.180	3.175	(0.918)	543789	4.83178	641.46
$ 158 2-Fluorophenol	112	2.604	2.592	(0.752)	449758	5.36319	712.01
$ 159 2,4,6-Tribromophenol	330	6.227	6.221	(1.104)	160619	5.14115	682.53
$ 186 2-Chlorophenol-d4	132	3.310	3.310	(0.956)	489566	5.64648	749.62
$ 187 1,2-Dichlorobenzene-d4	152	3.574	3.575	(1.032)	130365	2.21007	293.40
M 195 Cresols, total	100	Compound Not Detected.					
101 Diphenylamine	169	Compound Not Detected.					

QC Flag Legend

Q - Qualifier signal failed the ratio test.

TestAmerica North Canton

INTERNAL STANDARD COMPOUNDS
AREA AND RT SUMMARY

Instrument ID: a4ag2.i
Lab File ID: LV2FG1AX.D
Lab Smp Id: LV2FG1AX
Analysis Type: SV
Quant Type: ISTD
Operator: 046900
Method File: \\cansvr11\dd\chem\MSS\a4ag2.i\00311A.b\8270C-625.m
Misc Info:

Calibration Date: 11-MAR-2010
Calibration Time: 07:40
Client Smp ID: CPCSS-038-5016-SO
Level: LOW
Sample Type: SOIL

		AREA LIMIT			
COMPOUND	STANDARD	LOWER	UPPER	SAMPLE	%DIFF
1 1,4-Dichlorobenze	259601	129801	519202	148466	-42.81
2 Naphthalene-d8	1078163	539082	2156326	668132	-38.03
3 Acenaphthene-d10	568794	284397	1137588	409796	-27.95
4 Phenanthrene-d10	913603	456802	1827206	745338	-18.42
5 Chrysene-d12	1135801	567901	2271602	817926	-27.99
6 Perylene-d12	986779	493390	1973558	746451	-24.35

		RT LIMIT			
COMPOUND	STANDARD	LOWER	UPPER	SAMPLE	%DIFF
1 1,4-Dichlorobenze	3.46	2.96	3.96	3.46	-0.00
2 Naphthalene-d8	4.36	3.86	4.86	4.36	-0.00
3 Acenaphthene-d10	5.64	5.14	6.14	5.64	-0.00
4 Phenanthrene-d10	6.74	6.24	7.24	6.75	0.08
5 Chrysene-d12	8.75	8.25	9.25	8.76	0.20
6 Perylene-d12	10.18	9.68	10.68	10.26	0.75

AREA UPPER LIMIT = +100% of internal standard area.
AREA LOWER LIMIT = - 50% of internal standard area.
RT UPPER LIMIT = + 0.50 minutes of internal standard RT.
RT LOWER LIMIT = - 0.50 minutes of internal standard RT.

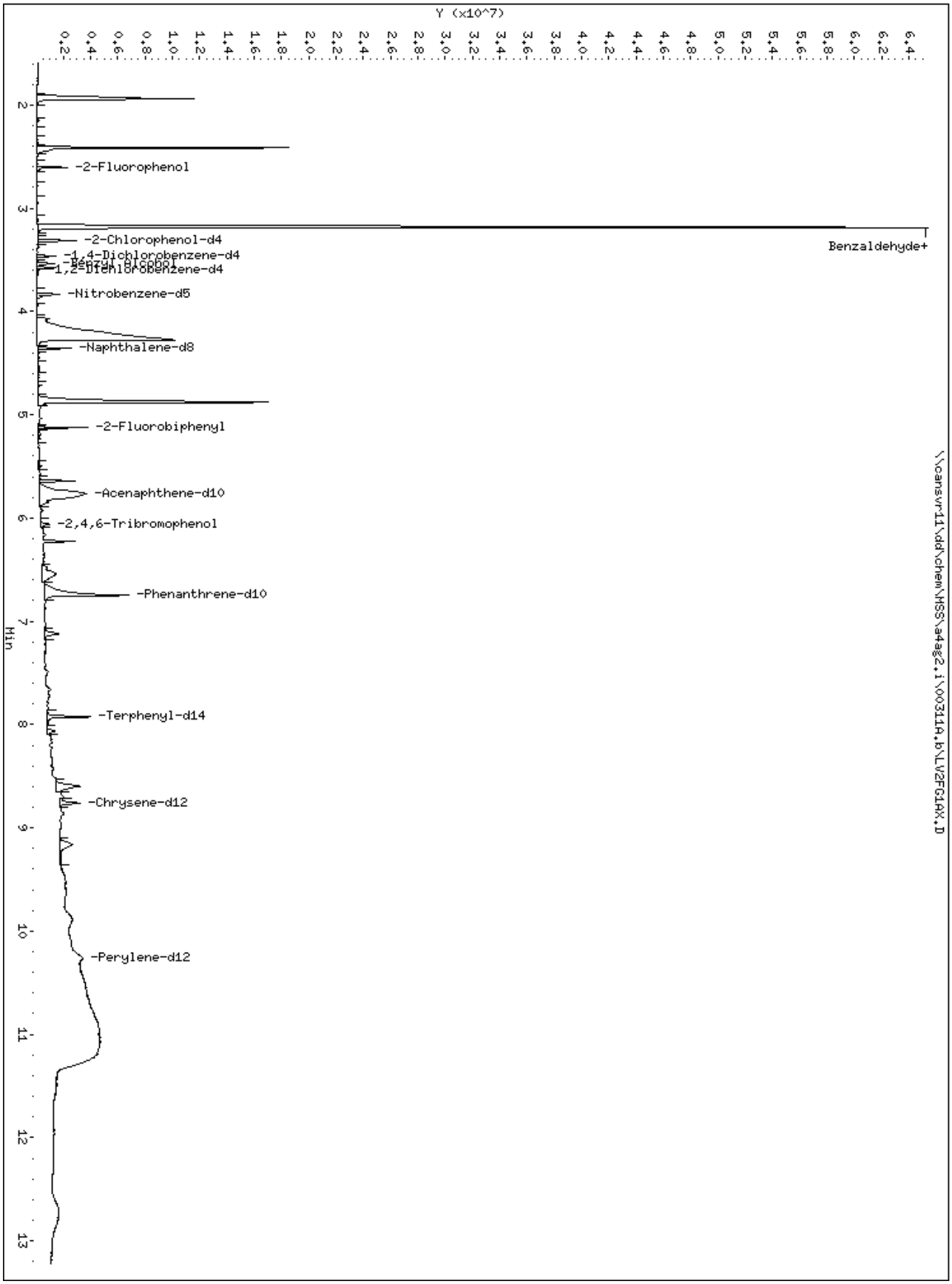
Y (x10^7)
0.2 0.4 0.6 0.8 1.0 1.2 1.4 1.6 1.8 2.0 2.2 2.4 2.6 2.8 3.0 3.2 3.4 3.6 3.8 4.0 4.2 4.4 4.6 4.8 5.0 5.2 5.4 5.6 5.8 6.0 6.2 6.4
2
3
4
5
6
7
8
9
10
11
12
13
Min
-2-Fluorophenol
-2-Chlorophenol-d4
-1,4-Dichlorobenzene-d4
-Benzyl alcohol
-1,2-Dichlorobenzene-d4
-Nitrobenzene-d5
-Naphthalene-d8
-2-Fluorobiphenyl
-Acenaphthene-d10
-2,4,6-Tribromophenol
-Phenanthrene-d10
-Terphenyl-d14
-Chrysene-d12
-Perylene-d12
Benzaldehyde+
\\cansvr11\dd\chem\HSS\a4ag2.i\00311A.b\LV2FG10X.D

209 Benzaldehyde

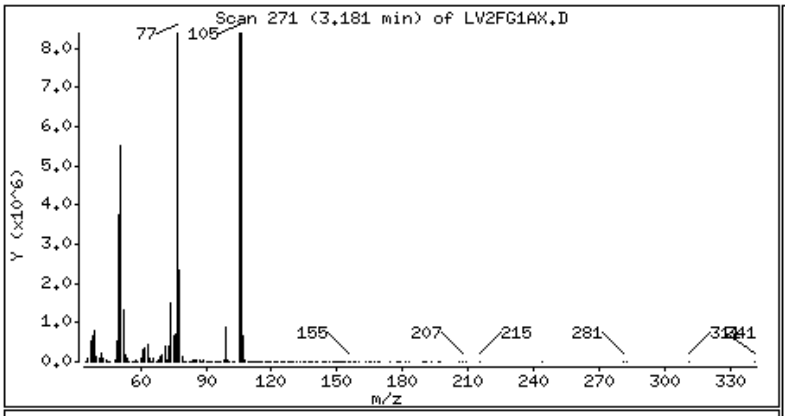

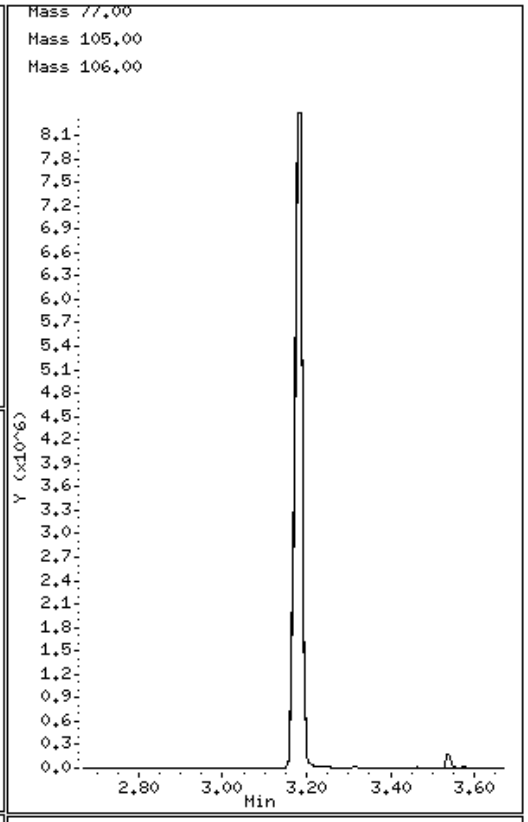

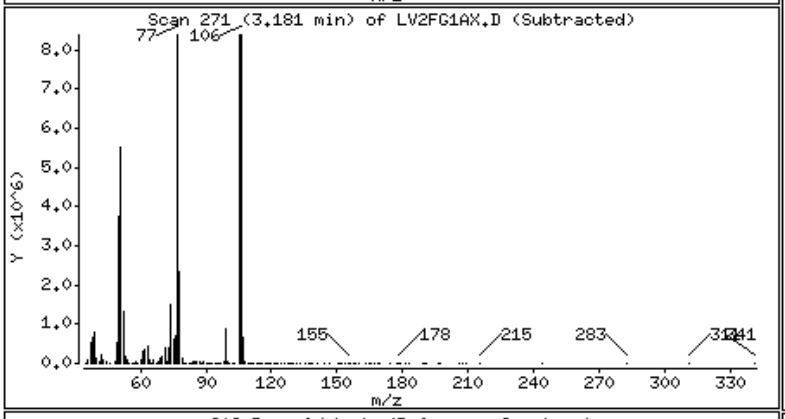

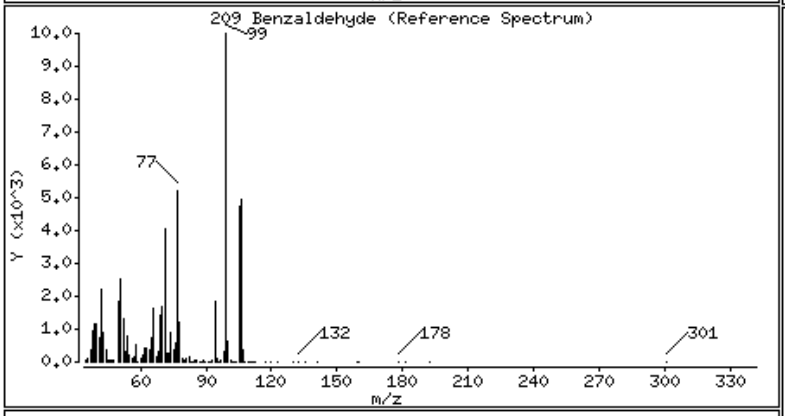

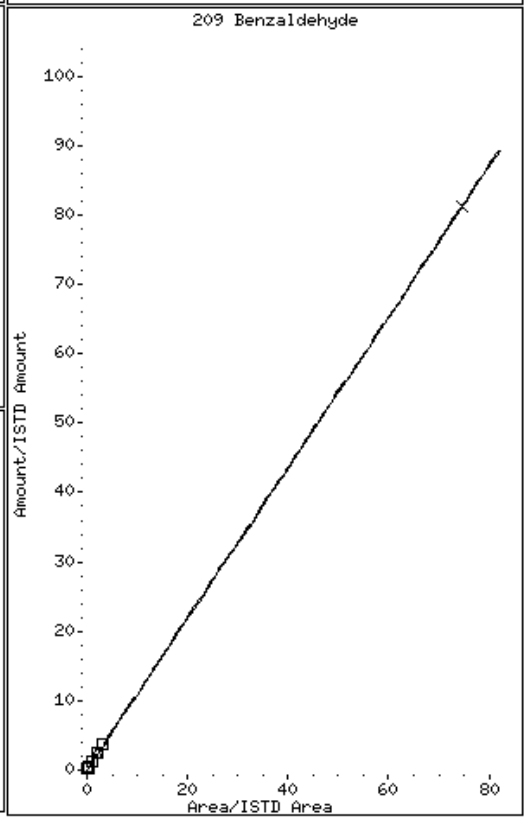

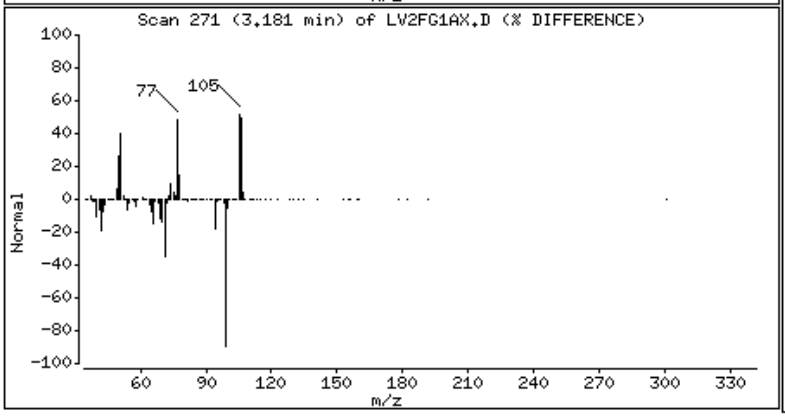

29 Benzyl Alcohol

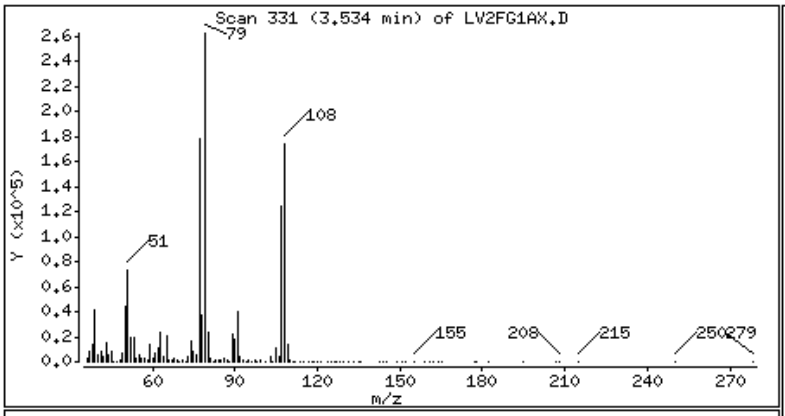

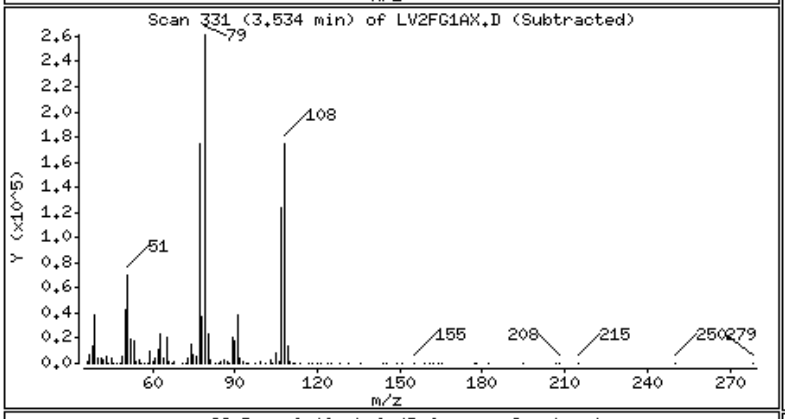

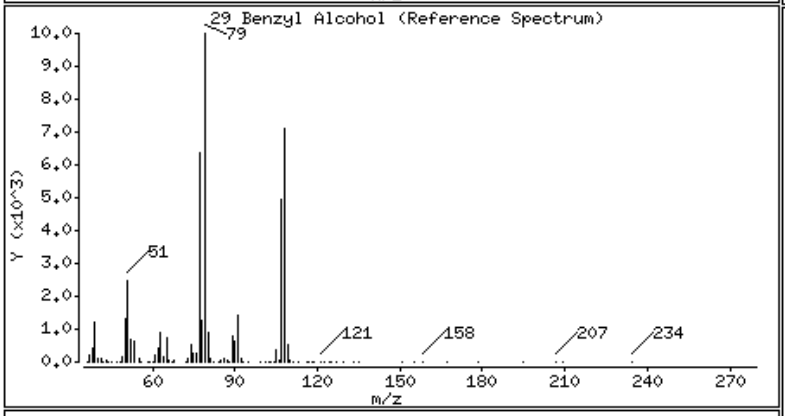

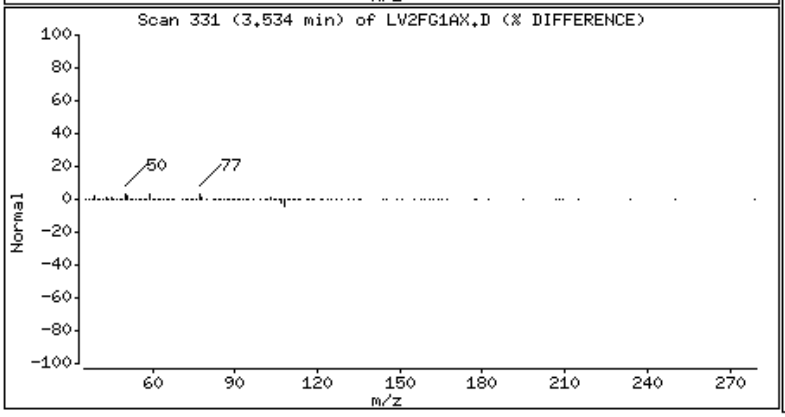



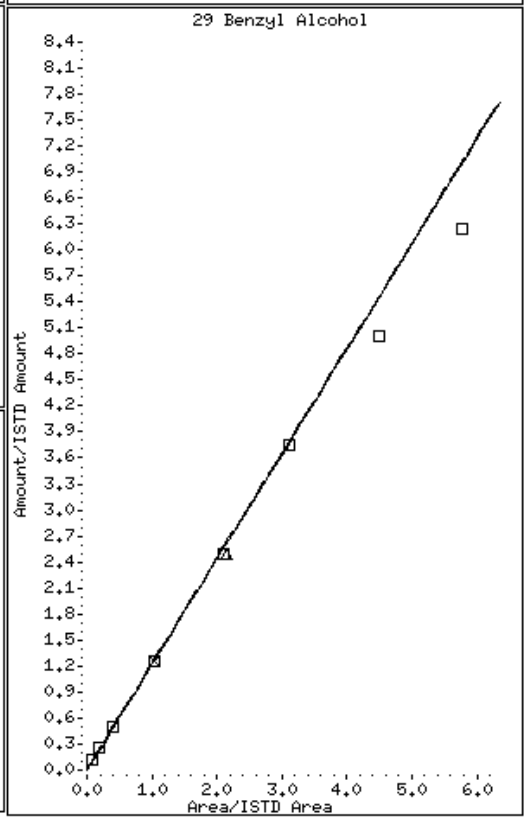

Data File Name: LV2FG1AX.D
Inj. Date and Time: 11-MAR-2010 09:59
Instrument ID: a4ag2.i
Client ID: CPCSS-038-5016-SO
Compound Name: Benzoic Acid
CAS #: 65-85-0
Report Date: 03/12/2010

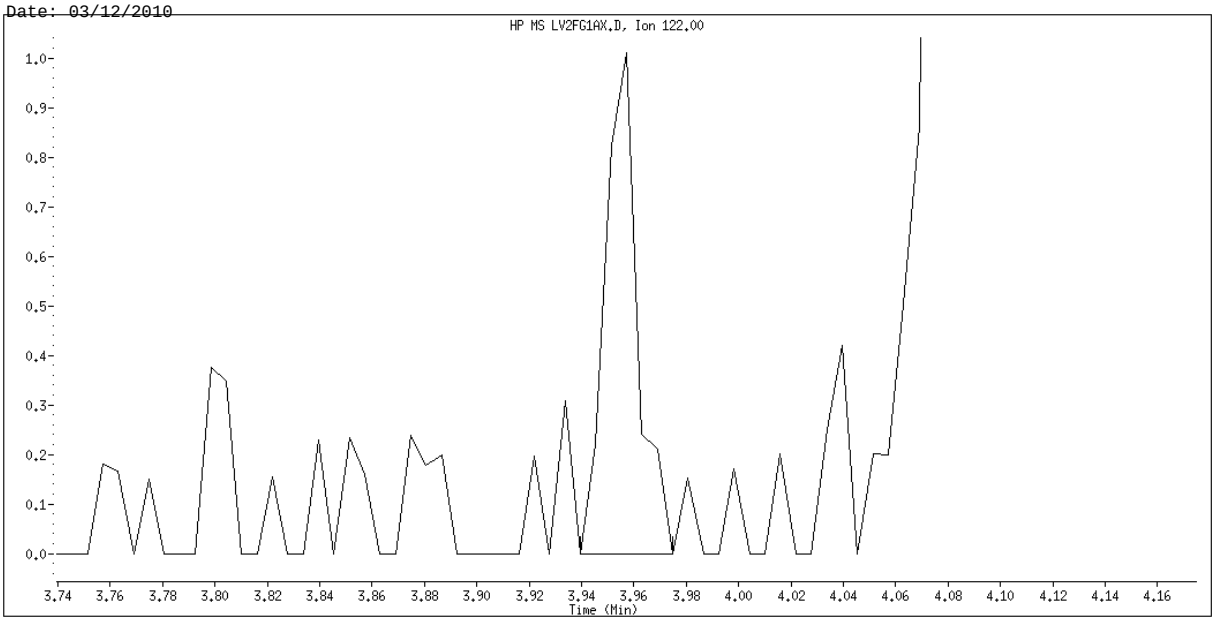

Original Integration

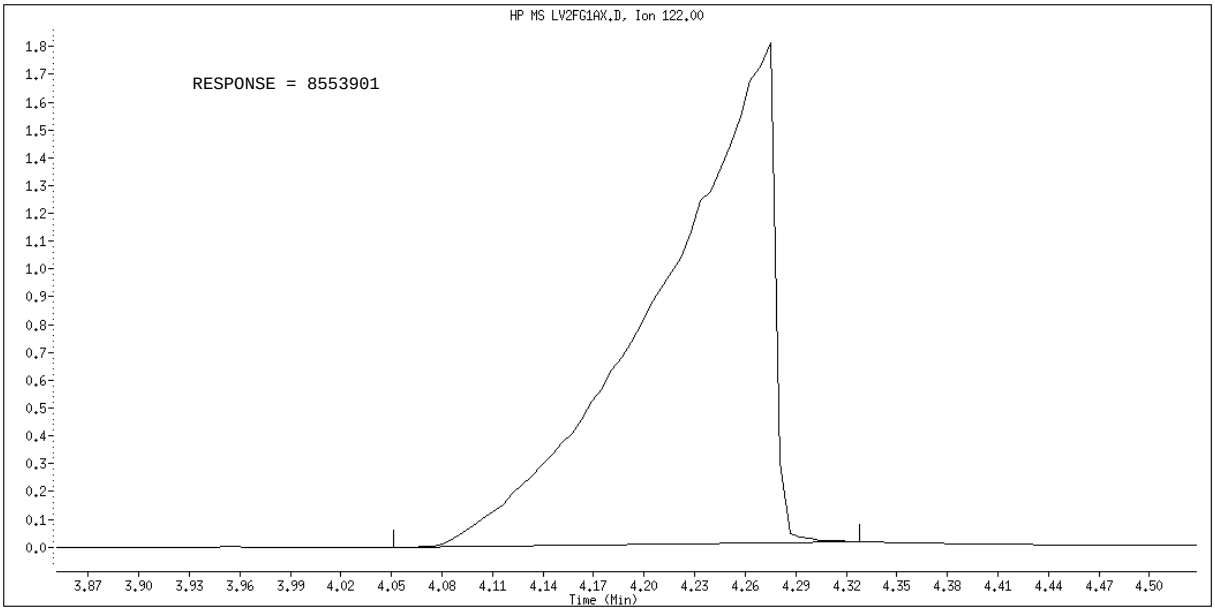

Manual Integration

Manually Integrated By: hulat
Manual Integration Reason: Poor Chromatography

Science Applications International Corp

Client Sample ID: CPCSS-038-5016-SO

GC/MS Semivolatiles

Lot-Sample #...: A0B240490-015 **Work Order #...:** LV2FG2AX **Matrix.....:** SO
Date Sampled...: 02/23/10 10:50 **Date Received..:** 02/24/10
Prep Date.....: 02/25/10 **Analysis Date..:** 03/11/10
Prep Batch #...: 0056040
Dilution Factor: 10
% Moisture.....: 23 **Method.....:** SW846 8270C

PARAMETER	RESULT	REPORTING LIMIT	UNITS	MDL
Benzoic acid	**17000**	**10000**	**ug/kg**	**4300**

SURROGATE	PERCENT RECOVERY	RECOVERY LIMITS
2-Fluorobiphenyl	49 DIL	(45 - 105)
2-Fluorophenol	58 DIL	(35 - 105)
Phenol-d5	63 DIL	(40 - 100)
2,4,6-Tribromophenol	76 DIL	(35 - 125)
Nitrobenzene-d5	46 DIL	(35 - 100)
Terphenyl-d14	78 DIL	(30 - 125)

NOTE(S):

DIL The concentration is estimated or not reported due to dilution or the presence of interfering analytes.

Results and reporting limits have been adjusted for dry weight.

TestAmerica North Canton

Semivolatile REPORT SW-846 Method 8270

Data file : \\cansvr11\dd\chem\MSS\a4ag2.i\00311A.b\LV2FG2AX.D
Lab Smp Id: LV2FG2AX
Inj Date : 11-MAR-2010 14:02
Operator : 046900   Inst ID: a4ag2.i
Smp Info : LV2FG2AX,00311A.b,8270C-625,3-827042.SUB
Misc Info :
Comment   :
Method   : \\cansvr11\dd\chem\MSS\a4ag2.i\00311A.b\8270C-625.m
Meth Date : 12-Mar-2010 07:29 hulat   Quant Type: ISTD
Cal Date : 10-MAR-2010 09:48   Cal File: 2SML0310.D
Als bottle: 24
Dil Factor: 10.00000
Integrator: HP RTE   Compound Sublist: 3-827042.SUB
Target Version: 4.14
Processing Host: CANPMSSV04

Concentration Formula: Amt * DF * Uf * Vt/(Vi * Ws) * CpndVariable

Name	Value	Description
DF	10.000	Dilution Factor
Uf	1.000	ng unit correction factor
Vt	2000.000	Volume of final extract (uL)(1000 low, 2
Vi	0.50000	Volume injected (uL)
Ws	30.130	Weight of sample extracted (g)
Cpnd Variable		Local Compound Variable

Compounds	QUANT SIG MASS	RT	EXP RT	REL RT	RESPONSE	CONCENTRATIONS ON-COLUMN (NG)	FINAL (ug/kg)	
* 1 1,4-Dichlorobenzene-d4	152	3.463	3.463	(1.000)	167909	2.00000		(Q)
* 2 Naphthalene-d8	136	4.363	4.357	(1.000)	739237	2.00000		
* 3 Acenaphthene-d10	164	5.651	5.639	(1.000)	479223	2.00000		
* 4 Phenanthrene-d10	188	6.768	6.739	(1.000)	845457	2.00000		
* 5 Chrysene-d12	240	8.851	8.745	(1.000)	930705	2.00000		(H)
* 6 Perylene-d12	264	10.509	10.180	(1.000)	788552	2.00000		(QMH)
198 1,4-Dioxane	88	Compound Not Detected.						
9 Pyridine	79	Compound Not Detected.						
10 N-Nitrosodimethylamine	74	Compound Not Detected.						
12 3-Chloropropionitrile	54	Compound Not Detected.						
209 Benzaldehyde	77	3.175	3.169	(0.917)	1759298	22.7583	30214	
21 Aniline	93	Compound Not Detected.						
22 Phenol	94	Compound Not Detected.						
23 bis(2-Chloroethyl)ether	93	Compound Not Detected.						
24 2-Chlorophenol	128	Compound Not Detected.						
26 1,3-Dichlorobenzene	146	Compound Not Detected.						
27 1,4-Dichlorobenzene	146	Compound Not Detected.						
28 1,2-Dichlorobenzene	146	Compound Not Detected.						

29 Benzyl Alcohol	108	3.545	3.533 (1.024)	14213	0.20517	272.38
30 2-Methylphenol	108	Compound Not Detected.				

	Compounds	QUANT SIG MASS	RT	EXP RT	REL RT	RESPONSE	CONCENTRATIONS ON-COLUMN (NG)	CONCENTRATIONS FINAL (ug/kg)
31	bis(2-Chloroisopropyl)ether	45	Compound Not Detected.					
37	Acetophenone	105	Compound Not Detected.					
32	N-Nitroso-di-n-propylamine	70	Compound Not Detected.					
192	4-Methylphenol	108	Compound Not Detected.					
34	Hexachloroethane	117	Compound Not Detected.					
35	Nitrobenzene	77	Compound Not Detected.					
41	Isophorone	82	Compound Not Detected.					
42	2-Nitrophenol	139	Compound Not Detected.					
43	2,4-Dimethylphenol	107	Compound Not Detected.					
44	bis(2-Chloroethoxy)methane	93	Compound Not Detected.					
46	2,4-Toluenediamene	121	Compound Not Detected.					
47	1,3,5-Trichlorobenzene	180	Compound Not Detected.					
48	2,4-Dichlorophenol	162	Compound Not Detected.					
49	Benzoic Acid	122	4.174	4.157	(0.957)	713566	10.0268	13311
50	1,2,4-Trichlorobenzene	180	Compound Not Detected.					
51	Naphthalene	128	Compound Not Detected.					
52	4-Chloroaniline	127	Compound Not Detected.					
56	Hexachlorobutadiene	225	Compound Not Detected.					
210	Caprolactam	113	Compound Not Detected.					
57	1,2,3-Trichlorobenzene	180	Compound Not Detected.					
59	4-Chloro-3-Methylphenol	107	Compound Not Detected.					
62	2-Methylnaphthalene	142	Compound Not Detected.					
63	1-Methylnaphthalene	142	Compound Not Detected.					
64	Hexachlorocyclopentadiene	237	Compound Not Detected.					
66	2,4,6-Trichlorophenol	196	Compound Not Detected.					
67	2,4,5-Trichlorophenol	196	Compound Not Detected.					
211	1,1'-Biphenyl	154	Compound Not Detected.					
68	1,2,3,5-Tetrachlorobenzene	216	Compound Not Detected.					
70	2-Chloronaphthalene	162	Compound Not Detected.					
73	2-Nitroaniline	65	Compound Not Detected.					
74	1,2,3,4-Tetrachlorobenzene	216	Compound Not Detected.					
76	Dimethylphthalate	163	Compound Not Detected.					
78	2,6-Dinitrotoluene	165	Compound Not Detected.					
79	Acenaphthylene	152	Compound Not Detected.					
80	1,2-Dinitrobenzene	168	Compound Not Detected.					
81	3-Nitroaniline	138	Compound Not Detected.					
82	Acenaphthene	153	Compound Not Detected.					
83	2,4-Dinitrophenol	184	Compound Not Detected.					
85	4-Nitrophenol	109	Compound Not Detected.					
86	Dibenzofuran	168	Compound Not Detected.					
87	2,4-Dinitrotoluene	165	Compound Not Detected.					
91	2,3,5,6-Tetrachlorophenol	232	Compound Not Detected.					
93	Diethylphthalate	149	Compound Not Detected.					
94	Fluorene	166	Compound Not Detected.					
95	4-Chlorophenyl-phenylether	204	Compound Not Detected.					
96	4-Nitroaniline	138	Compound Not Detected.					
98	4,6-Dinitro-2-methylphenol	198	Compound Not Detected.					
99	N-Nitrosodiphenylamine	169	Compound Not Detected.					
100	1,2-Diphenylhydrazine	77	Compound Not Detected.					
106	4-Bromophenyl-phenylether	248	Compound Not Detected.					
107	Hexachlorobenzene	284	Compound Not Detected.					
212	Atrazine	200	Compound Not Detected.					

111	Pentachlorophenol	266	Compound Not Detected.
115	Phenanthrene	178	Compound Not Detected.

	Compounds	QUANT SIG MASS	RT	EXP RT	REL RT	RESPONSE	CONCENTRATIONS ON-COLUMN (NG)	FINAL (ug/kg)
116	Anthracene	178	Compound Not Detected.					
119	Carbazole	167	Compound Not Detected.					
120	Di-n-Butylphthalate	149	Compound Not Detected.					
123	Fluoranthene	202	Compound Not Detected.					
124	Benzidine	184	Compound Not Detected.					
125	Pyrene	202	Compound Not Detected.					
131	Butylbenzylphthalate	149	Compound Not Detected.					
133	3,3'-Dimethoxybenzidine	244	Compound Not Detected.					
135	3,3'-Dichlorobenzidine	252	Compound Not Detected.					
136	Benzo(a)Anthracene	228	Compound Not Detected.					
137	Chrysene	228	Compound Not Detected.					
138	4,4'-Methylene bis(o-chloroan	231	Compound Not Detected.					
139	bis(2-ethylhexyl)Phthalate	149	Compound Not Detected.					
140	Di-n-octylphthalate	149	Compound Not Detected.					
141	Benzo(b)fluoranthene	252	Compound Not Detected.					
142	Benzo(k)fluoranthene	252	Compound Not Detected.					
146	Benzo(a)pyrene	252	Compound Not Detected.					
149	Indeno(1,2,3-cd)pyrene	276	Compound Not Detected.					
150	Dibenz(a,h)anthracene	278	Compound Not Detected.					
151	Benzo(g,h,i)perylene	276	Compound Not Detected.					
$ 154	Nitrobenzene-d5	82	3.839	3.839	(0.880)	33583	0.22909	304.13
$ 155	2-Fluorobiphenyl	172	5.133	5.127	(0.908)	68118	0.24734	328.37
$ 156	Terphenyl-d14	244	7.968	7.910	(0.900)	114522	0.39034	518.21
$ 157	Phenol-d5	99	3.180	3.175	(0.918)	59665	0.46876	622.32
$ 158	2-Fluorophenol	112	2.598	2.592	(0.750)	41297	0.43543	578.06
$ 159	2,4,6-Tribromophenol	330	6.257	6.221	(1.107)	16524	0.57079	757.78
$ 186	2-Chlorophenol-d4	132	3.316	3.310	(0.958)	44677	0.45562	604.87
$ 187	1,2-Dichlorobenzene-d4	152	3.575	3.575	(1.032)	13361	0.20028	265.89
M 195	Cresols, total	100	Compound Not Detected.					
101	Diphenylamine	169	Compound Not Detected.					

QC Flag Legend

Q - Qualifier signal failed the ratio test.
M - Compound response manually integrated.
H - Operator selected an alternate compound hit.

TestAmerica North Canton

INTERNAL STANDARD COMPOUNDS
AREA AND RT SUMMARY

Instrument ID: a4ag2.i
Lab File ID: LV2FG2AX.D
Lab Smp Id: LV2FG2AX
Analysis Type: SV
Quant Type: ISTD
Operator: 046900
Method File: \\cansvr11\dd\chem\MSS\a4ag2.i\00311A.b\8270C-625.m
Misc Info:

Calibration Date: 11-MAR-2010
Calibration Time: 07:40
Level: LOW
Sample Type: SOIL

		AREA LIMIT			
COMPOUND	STANDARD	LOWER	UPPER	SAMPLE	%DIFF
1 1,4-Dichlorobenze	259601	129801	519202	167909	-35.32
2 Naphthalene-d8	1078163	539082	2156326	739237	-31.44
3 Acenaphthene-d10	568794	284397	1137588	479223	-15.75
4 Phenanthrene-d10	913603	456802	1827206	845457	-7.46
5 Chrysene-d12	1135801	567901	2271602	930705	-18.06
6 Perylene-d12	986779	493390	1973558	788552	-20.09

		RT LIMIT			
COMPOUND	STANDARD	LOWER	UPPER	SAMPLE	%DIFF
1 1,4-Dichlorobenze	3.46	2.96	3.96	3.46	-0.00
2 Naphthalene-d8	4.36	3.86	4.86	4.36	0.13
3 Acenaphthene-d10	5.64	5.14	6.14	5.65	0.21
4 Phenanthrene-d10	6.74	6.24	7.24	6.77	0.44
5 Chrysene-d12	8.75	8.25	9.25	8.85	1.21
6 Perylene-d12	10.18	9.68	10.68	10.51	3.24

AREA UPPER LIMIT = +100% of internal standard area.
AREA LOWER LIMIT = - 50% of internal standard area.
RT UPPER LIMIT = + 0.50 minutes of internal standard RT.
RT LOWER LIMIT = - 0.50 minutes of internal standard RT.

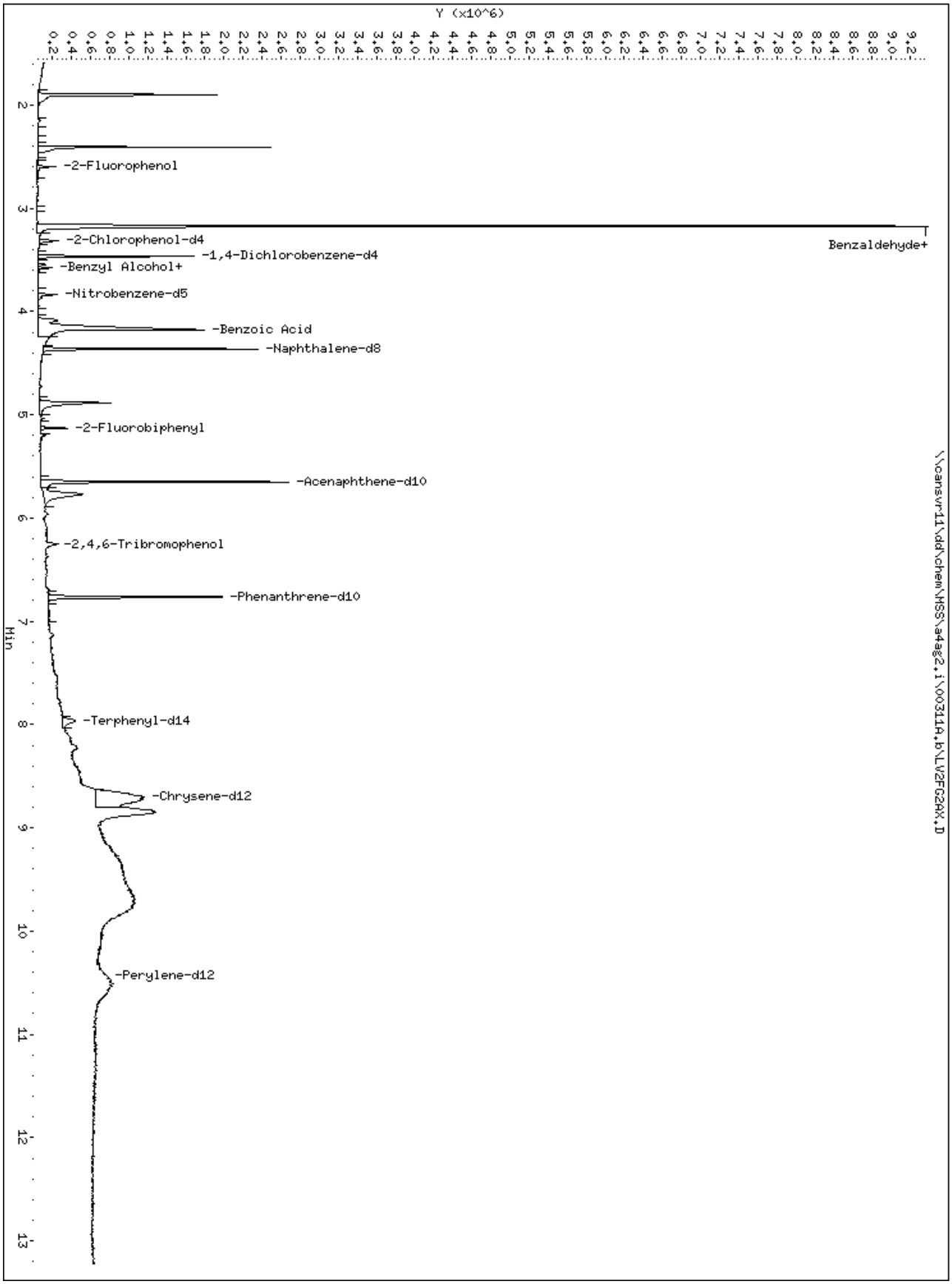
Y (x10^6)
-2-Fluorophenol
-2-Chlorophenol-d4
-1,4-Dichlorobenzene-d4
-Benzyl Alcohol+
-Nitrobenzene-d5
-Benzoic Acid
-Naphthalene-d8
-2-Fluorobiphenyl
-Acenaphthene-d10
-2,4,6-Tribromophenol
-Phenanthrene-d10
-Terphenyl-d14
-Chrysene-d12
-Perylene-d12
Benzaldehyde+
Min
\\cansvr11\dd\chem\HSS\a4ag2.i\00311A.b\LV2FG26X.D

209 Benzaldehyde

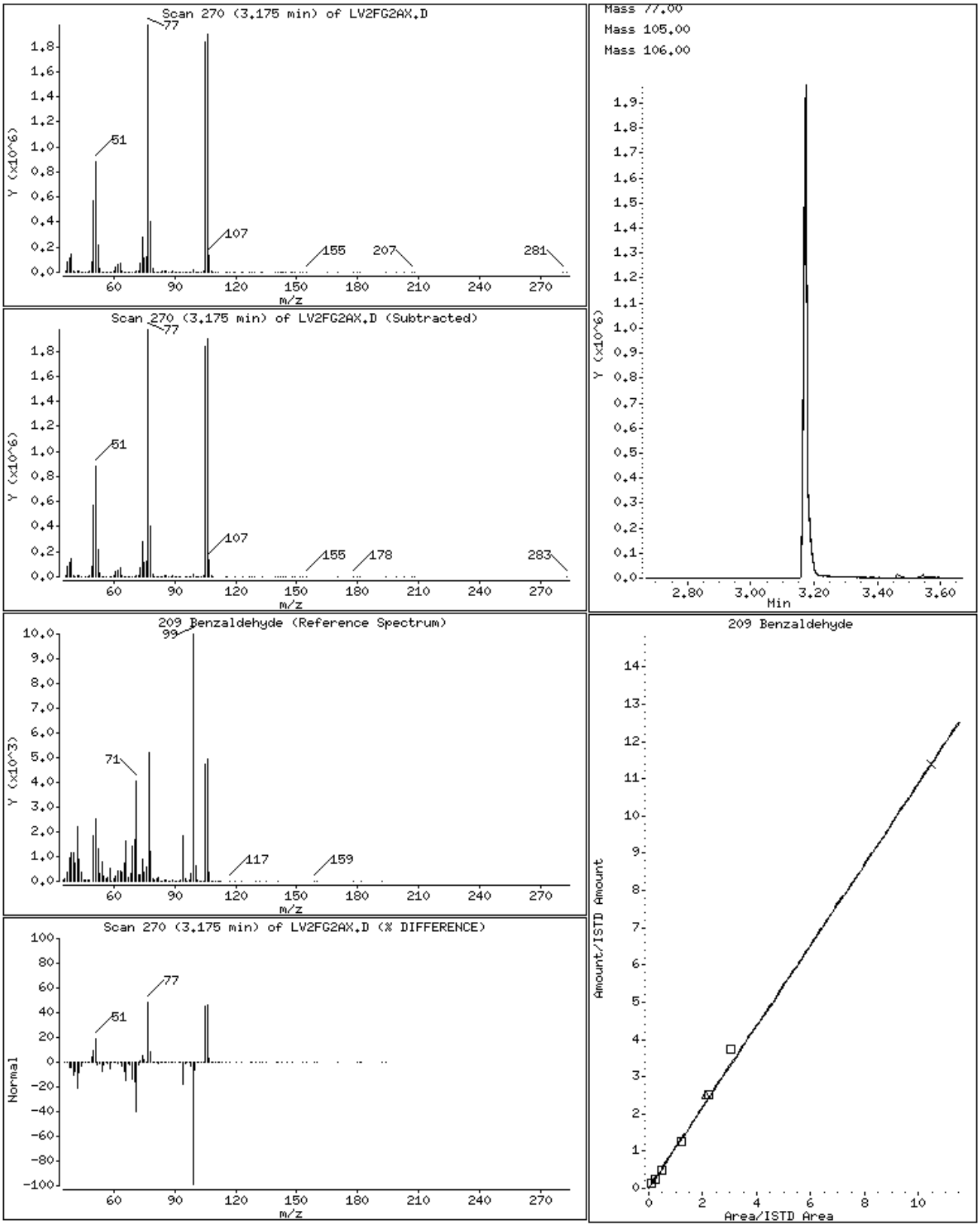

29 Benzyl Alcohol

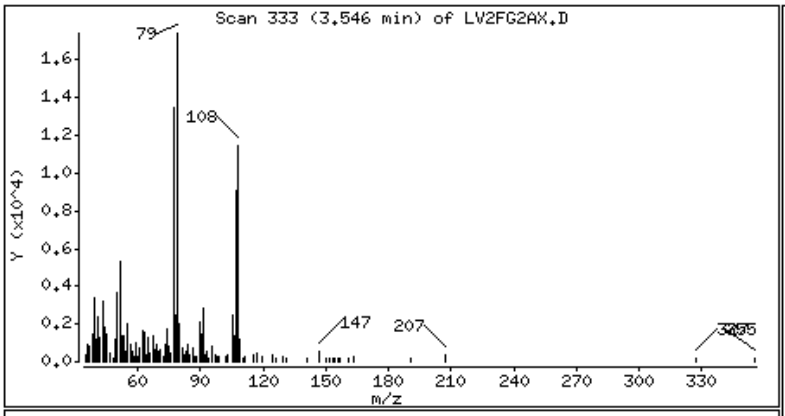

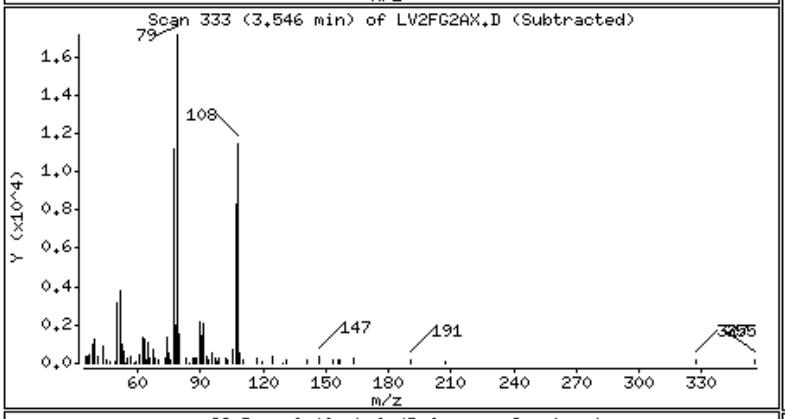

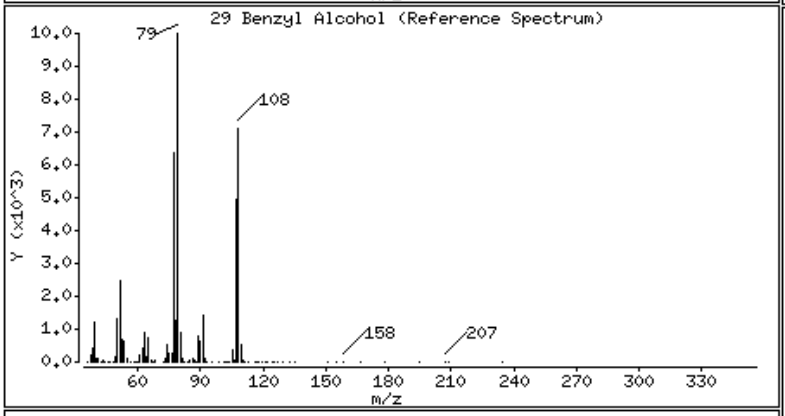

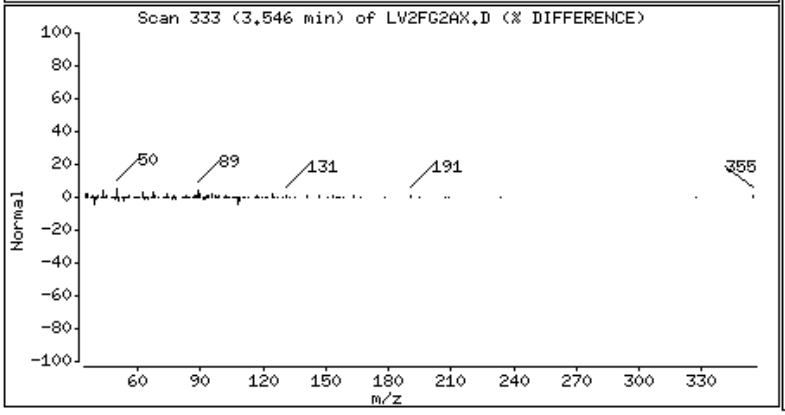



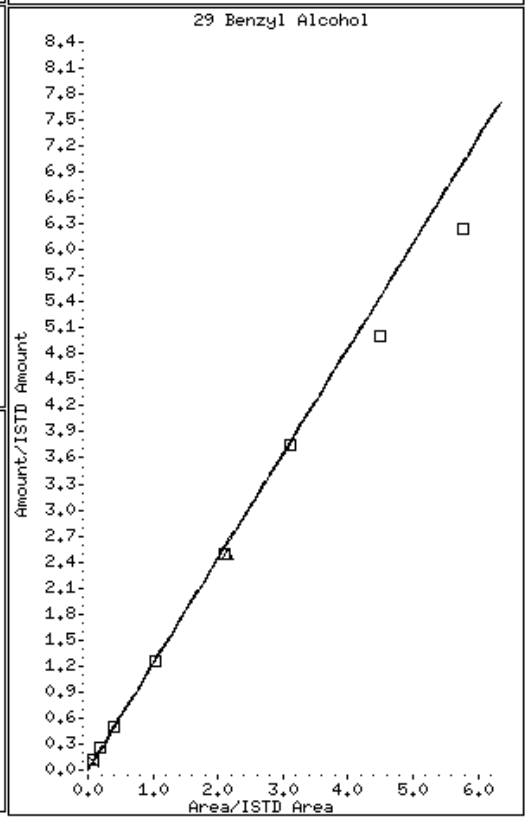

49 Benzoic Acid

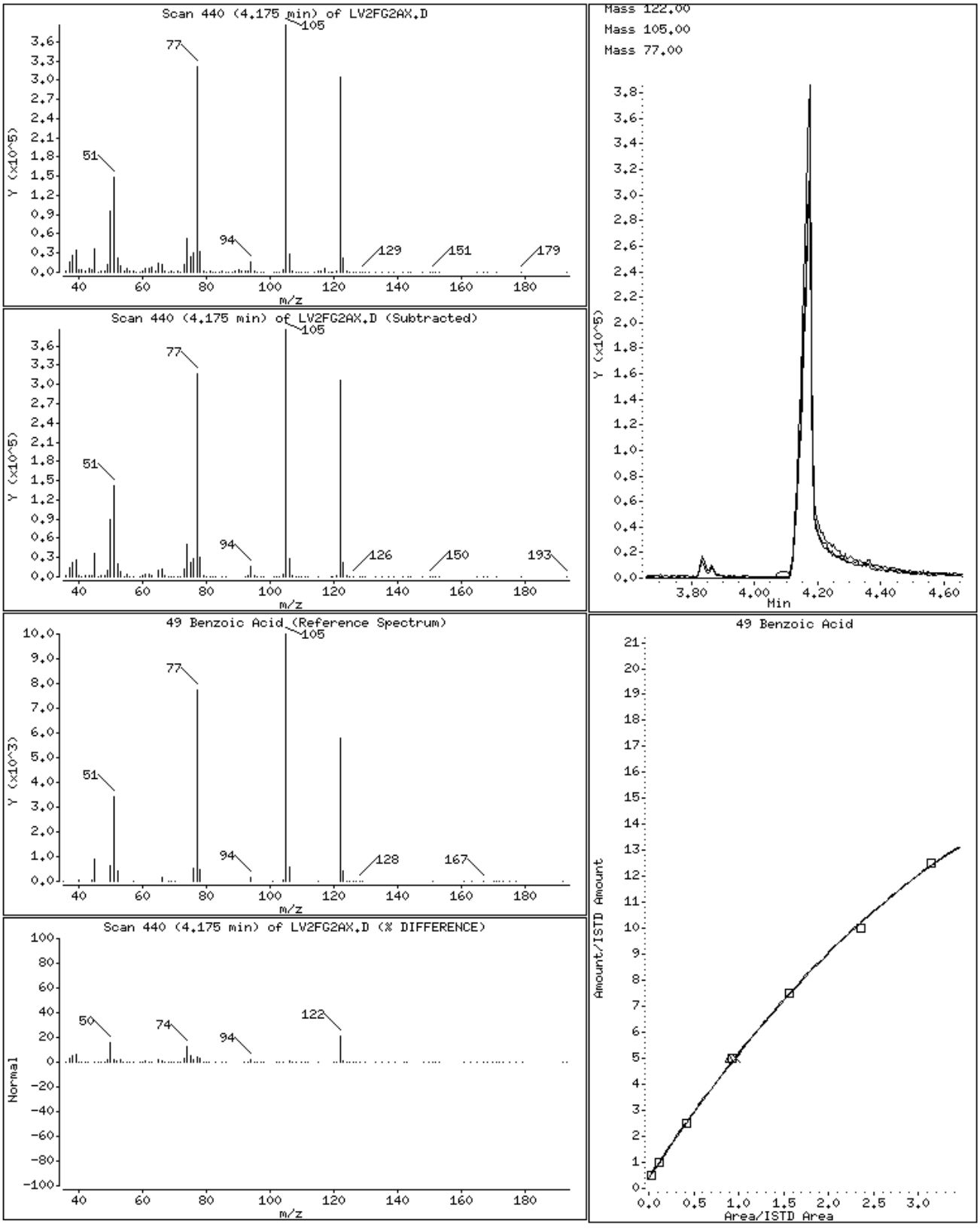

Data File Name: LV2FG2AX.D
Inj. Date and Time: 11-MAR-2010 14:02
Instrument ID: a4ag2.i
Client ID:
Compound Name: Perylene-d12
CAS #: 1520-96-3
Report Date: 03/23/2010

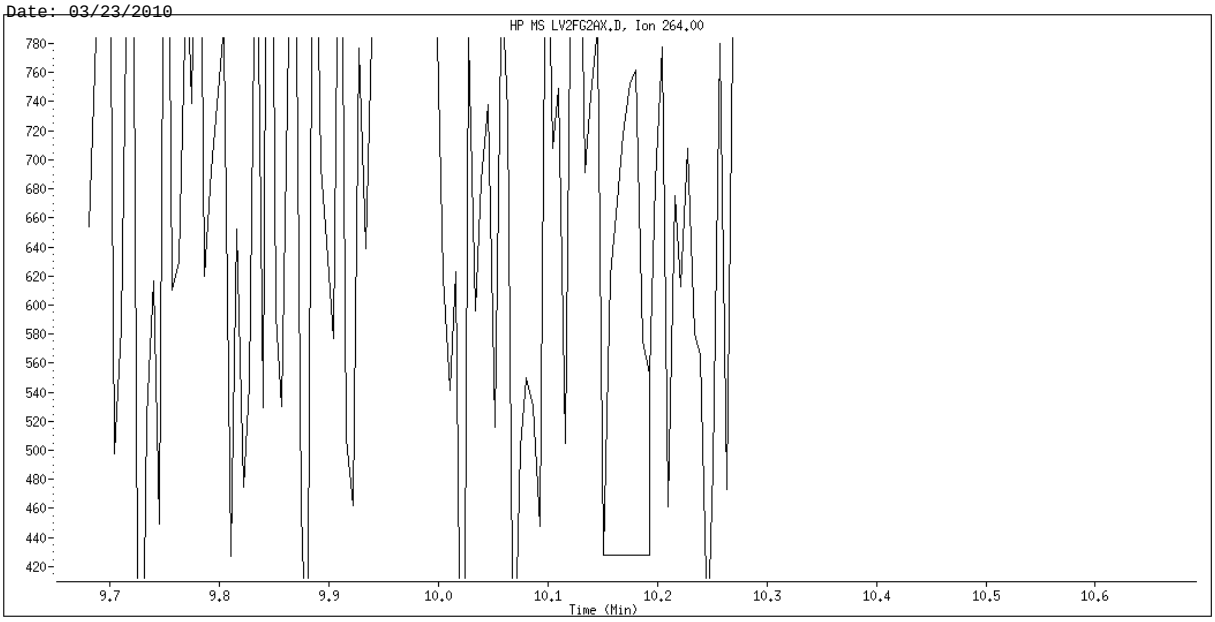

Original Integration

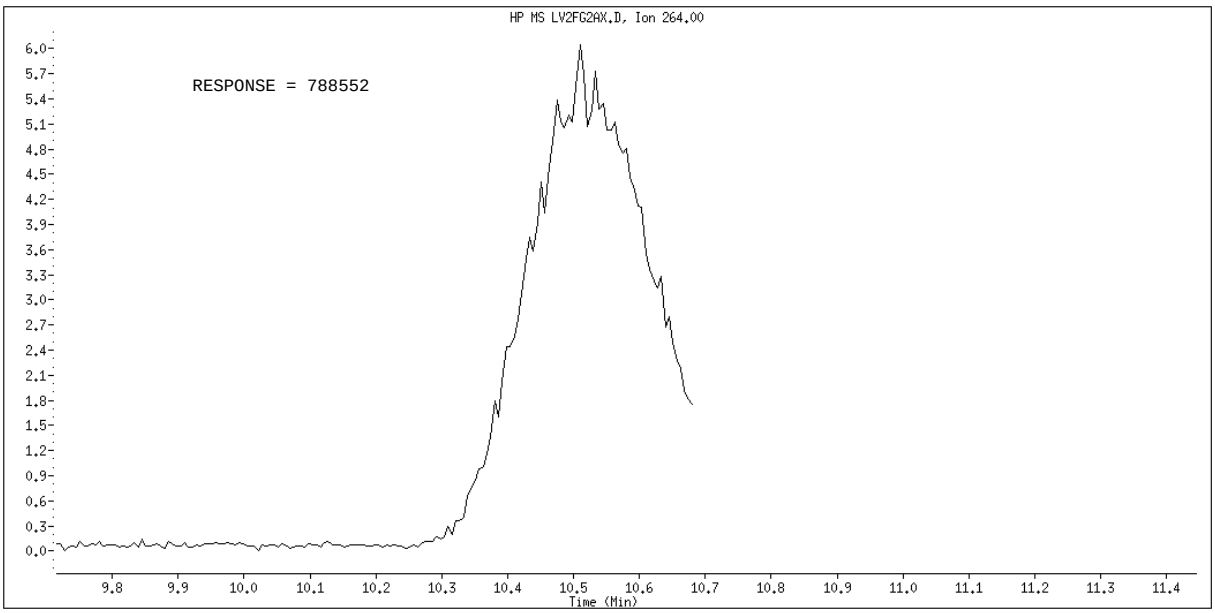

Manual Integration

Manually Integrated By: hulat
Manual Integration Reason: Poor Chromatography

Science Applications International Corp

Client Sample ID: CPCSS-039-5017-SO

GC/MS Semivolatiles

Lot-Sample #...: A0B240490-016 **Work Order #...:** LV2FH1AD **Matrix.....:** SO
Date Sampled...: 02/23/10 11:50 **Date Received..:** 02/24/10
Prep Date.....: 02/25/10 **Analysis Date..:** 03/11/10
Prep Batch #...: 0056040
Dilution Factor: 1 **Initial Wgt/Vol:** 30.07 g **Final Wgt/Vol..:** 2 mL
% Moisture.....: 20 **Method.....:** SW846 8270C

PARAMETER	RESULT	REPORTING LIMIT	UNITS	MDL
Acenaphthene	ND	63	ug/kg	4.1
Acenaphthylene	ND	63	ug/kg	4.1
Anthracene	ND	63	ug/kg	4.1
Benzo(a)anthracene	ND	63	ug/kg	4.1
Benzo(b)fluoranthene	ND	63	ug/kg	4.1
Benzo(k)fluoranthene	ND	63	ug/kg	4.1
Benzoic acid	ND	1000	ug/kg	420
Benzo(ghi)perylene	ND	63	ug/kg	4.1
Benzo(a)pyrene	ND	63	ug/kg	4.1
Benzyl alcohol	ND	410	ug/kg	26
bis(2-Chloroethoxy) methane	ND	410	ug/kg	28
bis(2-Chloroethyl)-ether	ND	410	ug/kg	2.5
bis(2-Chloroisopropyl) ether	ND	410	ug/kg	12
bis(2-Ethylhexyl) phthalate	**230 J**	**410**	**ug/kg**	**24**
4-Bromophenyl phenyl ether	ND	410	ug/kg	16
Butyl benzyl phthalate	ND	410	ug/kg	13
Carbazole	ND	63	ug/kg	34
4-Chloroaniline	ND	410	ug/kg	21
4-Chloro-3-methylphenol	ND	410	ug/kg	26
2-Chloronaphthalene	ND	410	ug/kg	4.1
2-Chlorophenol	ND	410	ug/kg	34
4-Chlorophenyl phenyl ether	ND	410	ug/kg	16
Dibenzo(a,h)anthracene	ND	63	ug/kg	4.1
Dibenzofuran	ND	410	ug/kg	25
Di-n-butyl phthalate	ND	410	ug/kg	19
1,2-Dichlorobenzene	ND	410	ug/kg	12
1,3-Dichlorobenzene	ND	410	ug/kg	14
1,4-Dichlorobenzene	ND	410	ug/kg	25
3,3'-Dichlorobenzidine	ND	410	ug/kg	23
2,4-Dichlorophenol	ND	410	ug/kg	25
Diethyl phthalate	ND	410	ug/kg	20
2,4-Dimethylphenol	ND	410	ug/kg	25

(Continued on next page)

Science Applications International Corp

Client Sample ID: CPCSS-039-5017-SO

GC/MS Semivolatiles

Lot-Sample #...: A0B240490-016 **Work Order #...:** LV2FH1AD **Matrix.....:** SO

PARAMETER	RESULT	REPORTING LIMIT	UNITS	MDL
Dimethyl phthalate	ND	410	ug/kg	21
4,6-Dinitro-2-methylphenol	ND	1000	ug/kg	100
2,4-Dinitrophenol	ND	1000	ug/kg	100
2,4-Dinitrotoluene	ND	410	ug/kg	34
2,6-Dinitrotoluene	ND	410	ug/kg	26
Di-n-octyl phthalate	ND	410	ug/kg	34
Fluoranthene	ND	63	ug/kg	4.1
Fluorene	ND	63	ug/kg	4.1
Hexachlorobenzene	ND	410	ug/kg	2.6
Hexachlorobutadiene	ND	410	ug/kg	34
Hexachlorocyclopentadiene	ND	410	ug/kg	34
Hexachloroethane	ND	410	ug/kg	11
Indeno(1,2,3-cd)pyrene	ND	63	ug/kg	4.1
Isophorone	ND	410	ug/kg	16
2-Methylnaphthalene	ND	410	ug/kg	4.1
2-Methylphenol	ND	410	ug/kg	100
3-Methylphenol & 4-Methylphenol	ND	410	ug/kg	25
Naphthalene	ND	63	ug/kg	4.1
2-Nitroaniline	ND	1000	ug/kg	11
3-Nitroaniline	ND	1000	ug/kg	20
4-Nitroaniline	ND	1000	ug/kg	33
Nitrobenzene	ND	410	ug/kg	2.8
2-Nitrophenol	ND	410	ug/kg	34
4-Nitrophenol	ND	1000	ug/kg	100
N-Nitrosodiphenylamine	ND	410	ug/kg	26
N-Nitrosodi-n-propylamine	ND	410	ug/kg	34
Pentachlorophenol	ND	410	ug/kg	100
Phenanthrene	ND	63	ug/kg	4.1
Phenol	ND	410	ug/kg	34
Pyrene	ND	63	ug/kg	4.1
1,2,4-Trichlorobenzene	ND	410	ug/kg	34
2,4,5-Trichlorophenol	ND	410	ug/kg	31
2,4,6-Trichlorophenol	ND	410	ug/kg	100
Chrysene	ND	63	ug/kg	1.4

(Continued on next page)

Science Applications International Corp

Client Sample ID: CPCSS-039-5017-SO

GC/MS Semivolatiles

Lot-Sample #...: A0B240490-016 **Work Order #...:** LV2FH1AD **Matrix.....:** SO

SURROGATE	PERCENT RECOVERY	RECOVERY LIMITS
2-Fluorobiphenyl	61	(45 - 105)
2-Fluorophenol	74	(35 - 105)
Phenol-d5	74	(40 - 100)
2,4,6-Tribromophenol	45	(35 - 125)
Nitrobenzene-d5	63	(35 - 100)
Terphenyl-d14	82	(30 - 125)

NOTE(S):

Results and reporting limits have been adjusted for dry weight.

J Estimated: The analyte was positively identified; the quanitation is estimated.

TestAmerica North Canton

Semivolatile REPORT SW-846 Method 8270

Data file : \\cansvr11\dd\chem\MSS\a4ag2.i\00311A.b\LV2FH1AD.D
Lab Smp Id: LV2FH1AD Client Smp ID: CPCSS-039-5017-SO
Inj Date : 11-MAR-2010 10:17
Operator : 046900 Inst ID: a4ag2.i
Smp Info : LV2FH1AD,00311A.b,8270C-625,3-827042.SUB
Misc Info :
Comment   :
Method   : \\cansvr11\dd\chem\MSS\a4ag2.i\00311A.b\8270C-625.m
Meth Date : 12-Mar-2010 07:29 hulat Quant Type: ISTD
Cal Date : 10-MAR-2010 09:48 Cal File: 2SML0310.D
Als bottle: 11
Dil Factor: 1.00000
Integrator: HP RTE Compound Sublist: 3-827042.SUB
Target Version: 4.14
Processing Host: CANPMSSV04

Concentration Formula: Amt * DF * Uf * Vt/(Vi * Ws) * CpndVariable

Name	Value	Description
DF	1.000	Dilution Factor
Uf	1.000	ng unit correction factor
Vt	2000.000	Volume of final extract (uL)(1000 low, 2
Vi	0.50000	Volume injected (uL)
Ws	30.070	Weight of sample extracted (g)
Cpnd Variable		Local Compound Variable

	Compounds	QUANT SIG MASS	RT	EXP RT	REL RT	RESPONSE	CONCENTRATIONS ON-COLUMN (NG)	FINAL (ug/kg)	
* 1	1,4-Dichlorobenzene-d4	152	3.463	3.463	(1.000)	162841	2.00000		(Q)
* 2	Naphthalene-d8	136	4.357	4.357	(1.000)	696387	2.00000		
* 3	Acenaphthene-d10	164	5.639	5.639	(1.000)	464546	2.00000		
* 4	Phenanthrene-d10	188	6.745	6.739	(1.000)	845193	2.00000		
* 5	Chrysene-d12	240	8.768	8.745	(1.000)	1000711	2.00000		
* 6	Perylene-d12	264	10.292	10.180	(1.000)	934484	2.00000		(QH)
198	1,4-Dioxane	88	Compound Not Detected.						
9	Pyridine	79	Compound Not Detected.						
10	N-Nitrosodimethylamine	74	Compound Not Detected.						
12	3-Chloropropionitrile	54	Compound Not Detected.						
209	Benzaldehyde	77	3.163	3.169	(0.913)	20243	0.27001	35.918	
21	Aniline	93	Compound Not Detected.						
22	Phenol	94	Compound Not Detected.						
23	bis(2-Chloroethyl)ether	93	Compound Not Detected.						
24	2-Chlorophenol	128	Compound Not Detected.						
26	1,3-Dichlorobenzene	146	Compound Not Detected.						
27	1,4-Dichlorobenzene	146	Compound Not Detected.						
28	1,2-Dichlorobenzene	146	Compound Not Detected.						

29	Benzyl Alcohol	108	Compound Not Detected.
30	2-Methylphenol	108	Compound Not Detected.

	Compounds	QUANT SIG MASS	RT	EXP RT	REL RT	RESPONSE	CONCENTRATIONS ON-COLUMN (NG)	CONCENTRATIONS FINAL (ug/kg)
31	bis(2-Chloroisopropyl)ether	45	Compound Not Detected.					
37	Acetophenone	105	Compound Not Detected.					
32	N-Nitroso-di-n-propylamine	70	Compound Not Detected.					
192	4-Methylphenol	108	Compound Not Detected.					
34	Hexachloroethane	117	Compound Not Detected.					
35	Nitrobenzene	77	Compound Not Detected.					
41	Isophorone	82	Compound Not Detected.					
42	2-Nitrophenol	139	Compound Not Detected.					
43	2,4-Dimethylphenol	107	Compound Not Detected.					
44	bis(2-Chloroethoxy)methane	93	Compound Not Detected.					
46	2,4-Toluenediamene	121	Compound Not Detected.					
47	1,3,5-Trichlorobenzene	180	Compound Not Detected.					
48	2,4-Dichlorophenol	162	Compound Not Detected.					
49	Benzoic Acid	122	4.121	4.157	(0.946)	23839	1.16193	154.56(QM)
50	1,2,4-Trichlorobenzene	180	Compound Not Detected.					
51	Naphthalene	128	Compound Not Detected.					
52	4-Chloroaniline	127	Compound Not Detected.					
56	Hexachlorobutadiene	225	Compound Not Detected.					
210	Caprolactam	113	Compound Not Detected.					
57	1,2,3-Trichlorobenzene	180	Compound Not Detected.					
59	4-Chloro-3-Methylphenol	107	Compound Not Detected.					
62	2-Methylnaphthalene	142	Compound Not Detected.					
63	1-Methylnaphthalene	142	Compound Not Detected.					
64	Hexachlorocyclopentadiene	237	Compound Not Detected.					
66	2,4,6-Trichlorophenol	196	Compound Not Detected.					
67	2,4,5-Trichlorophenol	196	Compound Not Detected.					
211	1,1'-Biphenyl	154	Compound Not Detected.					
68	1,2,3,5-Tetrachlorobenzene	216	Compound Not Detected.					
70	2-Chloronaphthalene	162	Compound Not Detected.					
73	2-Nitroaniline	65	Compound Not Detected.					
74	1,2,3,4-Tetrachlorobenzene	216	Compound Not Detected.					
76	Dimethylphthalate	163	Compound Not Detected.					
78	2,6-Dinitrotoluene	165	Compound Not Detected.					
79	Acenaphthylene	152	Compound Not Detected.					
80	1,2-Dinitrobenzene	168	Compound Not Detected.					
81	3-Nitroaniline	138	Compound Not Detected.					
82	Acenaphthene	153	Compound Not Detected.					
83	2,4-Dinitrophenol	184	Compound Not Detected.					
85	4-Nitrophenol	109	Compound Not Detected.					
86	Dibenzofuran	168	Compound Not Detected.					
87	2,4-Dinitrotoluene	165	Compound Not Detected.					
91	2,3,5,6-Tetrachlorophenol	232	Compound Not Detected.					
93	Diethylphthalate	149	Compound Not Detected.					
94	Fluorene	166	Compound Not Detected.					
95	4-Chlorophenyl-phenylether	204	Compound Not Detected.					
96	4-Nitroaniline	138	Compound Not Detected.					
98	4,6-Dinitro-2-methylphenol	198	Compound Not Detected.					
99	N-Nitrosodiphenylamine	169	Compound Not Detected.					
100	1,2-Diphenylhydrazine	77	Compound Not Detected.					
106	4-Bromophenyl-phenylether	248	Compound Not Detected.					
107	Hexachlorobenzene	284	Compound Not Detected.					
212	Atrazine	200	Compound Not Detected.					

111	Pentachlorophenol	266	Compound Not Detected.
115	Phenanthrene	178	Compound Not Detected.

Compounds	QUANT SIG MASS	RT	EXP RT	REL RT	RESPONSE	CONCENTRATIONS ON-COLUMN (NG)	FINAL (ug/kg)
116 Anthracene	178	Compound Not Detected.					
119 Carbazole	167	Compound Not Detected.					
120 Di-n-Butylphthalate	149	Compound Not Detected.					
123 Fluoranthene	202	Compound Not Detected.					
124 Benzidine	184	Compound Not Detected.					
125 Pyrene	202	Compound Not Detected.					
131 Butylbenzylphthalate	149	Compound Not Detected.					
133 3,3'-Dimethoxybenzidine	244	Compound Not Detected.					
135 3,3'-Dichlorobenzidine	252	Compound Not Detected.					
136 Benzo(a)Anthracene	228	Compound Not Detected.					
137 Chrysene	228	Compound Not Detected.					
138 4,4'-Methylene bis(o-chloroan	231	Compound Not Detected.					
139 bis(2-ethylhexyl)Phthalate	149	8.709	8.692	(0.993)	464448	1.36770	181.94
140 Di-n-octylphthalate	149	Compound Not Detected.					
141 Benzo(b)fluoranthene	252	Compound Not Detected.					
142 Benzo(k)fluoranthene	252	Compound Not Detected.					
146 Benzo(a)pyrene	252	Compound Not Detected.					
149 Indeno(1,2,3-cd)pyrene	276	Compound Not Detected.					
150 Dibenz(a,h)anthracene	278	Compound Not Detected.					
151 Benzo(g,h,i)perylene	276	Compound Not Detected.					
$ 154 Nitrobenzene-d5	82	3.839	3.839	(0.881)	431736	3.12629	415.87
$ 155 2-Fluorobiphenyl	172	5.127	5.127	(0.909)	814748	3.05189	405.97
$ 156 Terphenyl-d14	244	7.927	7.910	(0.904)	1299859	4.12054	548.13
$ 157 Phenol-d5	99	3.180	3.175	(0.918)	687466	5.56918	740.83
$ 158 2-Fluorophenol	112	2.604	2.592	(0.752)	511324	5.55909	739.49
$ 159 2,4,6-Tribromophenol	330	6.227	6.221	(1.104)	113315	3.35180	445.86
$ 186 2-Chlorophenol-d4	132	3.310	3.310	(0.956)	565041	5.94169	790.38
$ 187 1,2-Dichlorobenzene-d4	152	3.574	3.575	(1.032)	142895	2.20864	293.80
M 195 Cresols, total	100	Compound Not Detected.					
101 Diphenylamine	169	Compound Not Detected.					

QC Flag Legend

Q - Qualifier signal failed the ratio test.
M - Compound response manually integrated.
H - Operator selected an alternate compound hit.

TestAmerica North Canton

INTERNAL STANDARD COMPOUNDS
AREA AND RT SUMMARY

Instrument ID: a4ag2.i
Lab File ID: LV2FH1AD.D
Lab Smp Id: LV2FH1AD
Analysis Type: SV
Quant Type: ISTD
Operator: 046900
Method File: \\cansvr11\dd\chem\MSS\a4ag2.i\00311A.b\8270C-625.m
Misc Info:

Calibration Date: 11-MAR-2010
Calibration Time: 07:40
Client Smp ID: CPCSS-039-5017-SO
Level: LOW
Sample Type: SOIL

		AREA LIMIT			
COMPOUND	STANDARD	LOWER	UPPER	SAMPLE	%DIFF
1 1,4-Dichlorobenze	259601	129801	519202	162841	-37.27
2 Naphthalene-d8	1078163	539082	2156326	696387	-35.41
3 Acenaphthene-d10	568794	284397	1137588	464546	-18.33
4 Phenanthrene-d10	913603	456802	1827206	845193	-7.49
5 Chrysene-d12	1135801	567901	2271602	1000711	-11.89
6 Perylene-d12	986779	493390	1973558	934484	-5.30

		RT LIMIT			
COMPOUND	STANDARD	LOWER	UPPER	SAMPLE	%DIFF
1 1,4-Dichlorobenze	3.46	2.96	3.96	3.46	-0.00
2 Naphthalene-d8	4.36	3.86	4.86	4.36	-0.00
3 Acenaphthene-d10	5.64	5.14	6.14	5.64	-0.00
4 Phenanthrene-d10	6.74	6.24	7.24	6.75	0.09
5 Chrysene-d12	8.75	8.25	9.25	8.77	0.27
6 Perylene-d12	10.18	9.68	10.68	10.29	1.10

AREA UPPER LIMIT = +100% of internal standard area.
AREA LOWER LIMIT = - 50% of internal standard area.
RT UPPER LIMIT = + 0.50 minutes of internal standard RT.
RT LOWER LIMIT = - 0.50 minutes of internal standard RT.

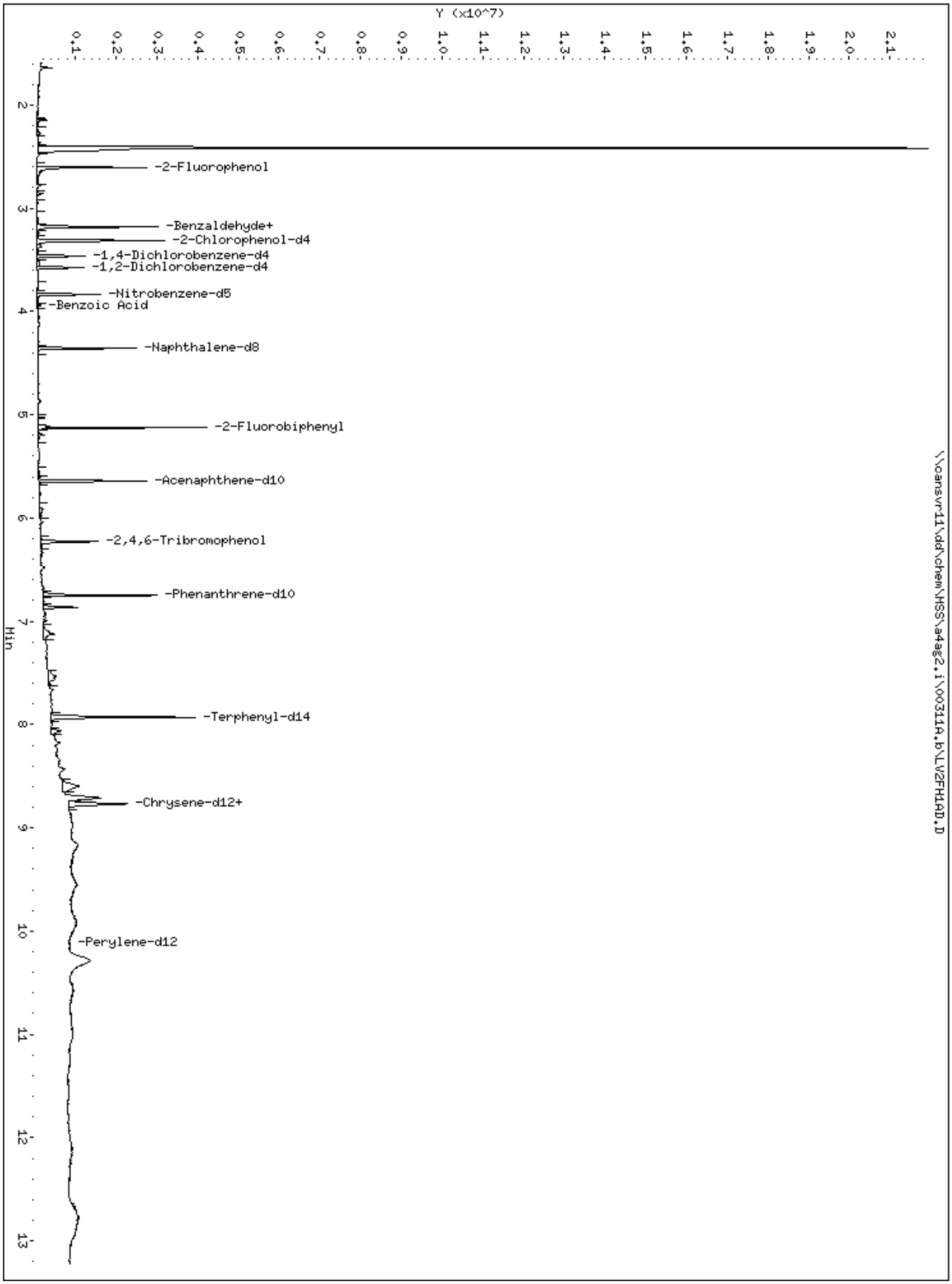
Y (x10^7)
0.1
0.2
0.3
0.4
0.5
0.6
0.7
0.8
0.9
1.0
1.1
1.2
1.3
1.4
1.5
1.6
1.7
1.8
1.9
2.0
2.1
2
3
4
5
6
7
8
9
10
11
12
13
Min
-2-Fluorophenol
-Benzaldehyde+
-2-Chlorophenol-d4
-1,4-Dichlorobenzene-d4
-1,2-Dichlorobenzene-d4
-Nitrobenzene-d5
-Benzoic Acid
-Naphthalene-d8
-2-Fluorobiphenyl
-Acenaphthene-d10
-2,4,6-Tribromophenol
-Phenanthrene-d10
-Terphenyl-d14
-Chrysene-d12+
-Perylene-d12
\\cansvr11\dd\chem\HSS\a4ag2.i\00311A.b\LV2FH10D.D

209 Benzaldehyde

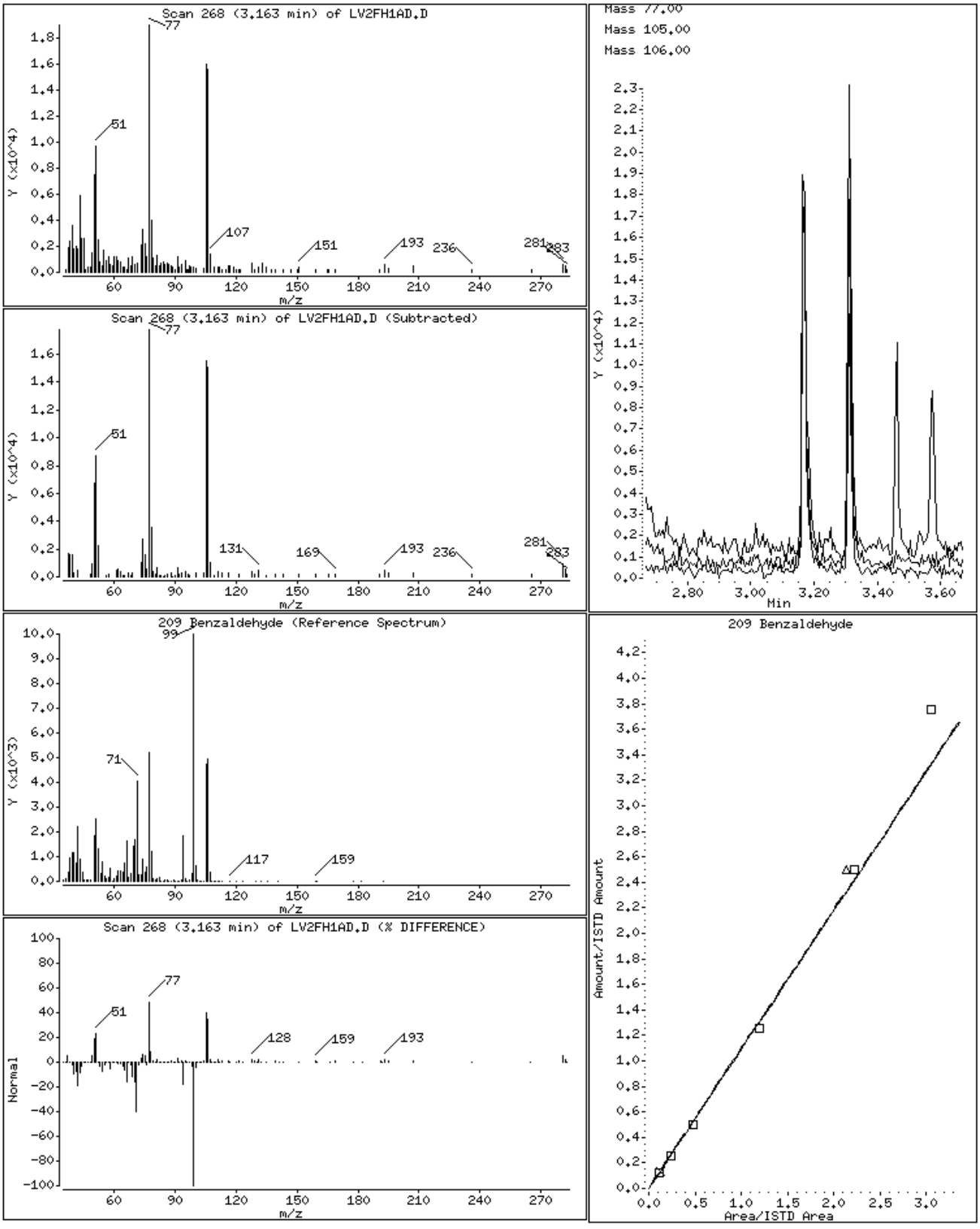

49 Benzoic Acid

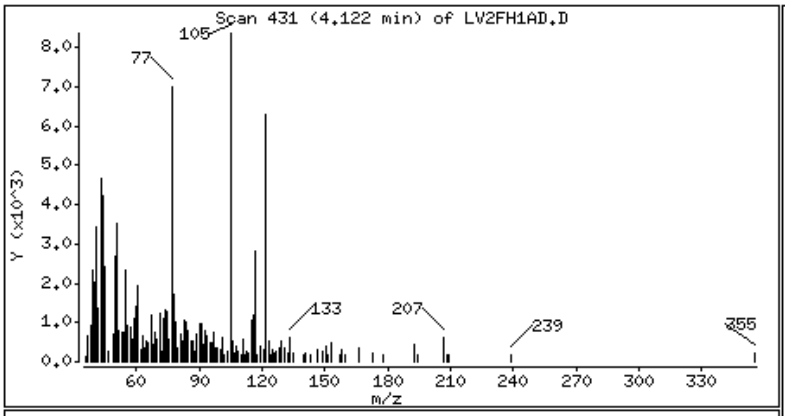

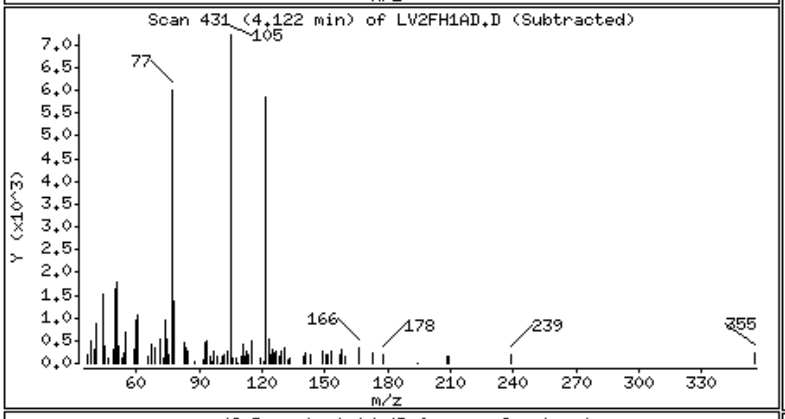

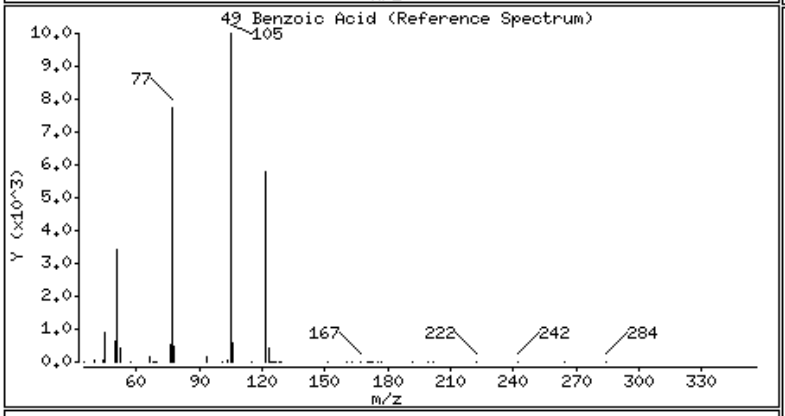

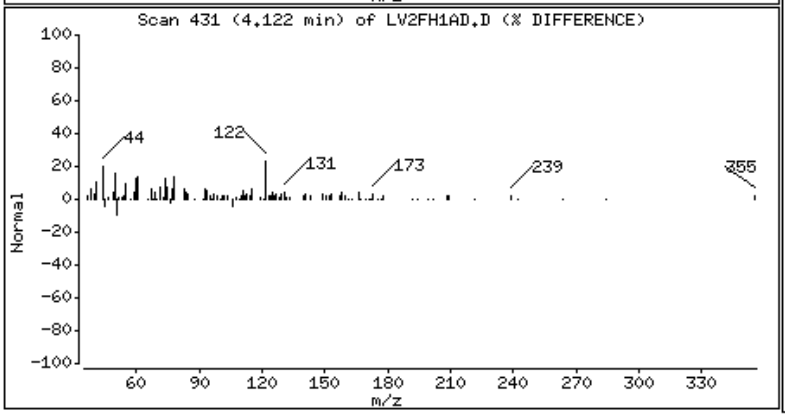

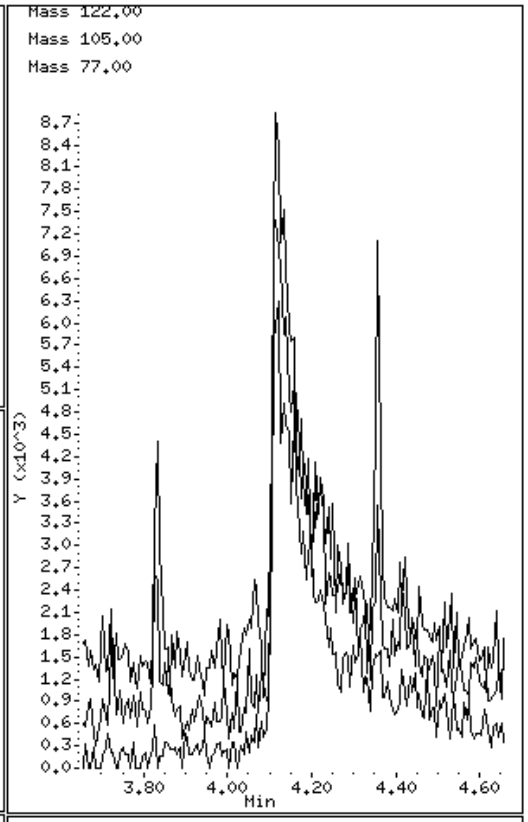

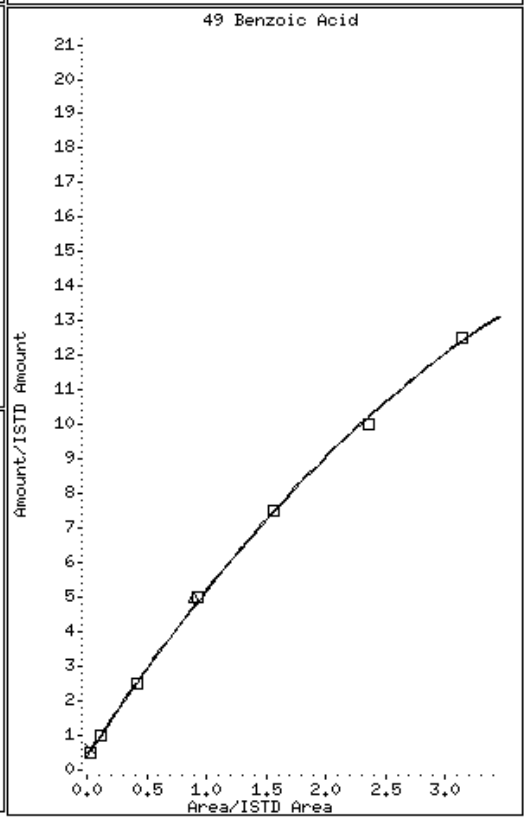

139 bis(2-ethylhexyl)Phthalate

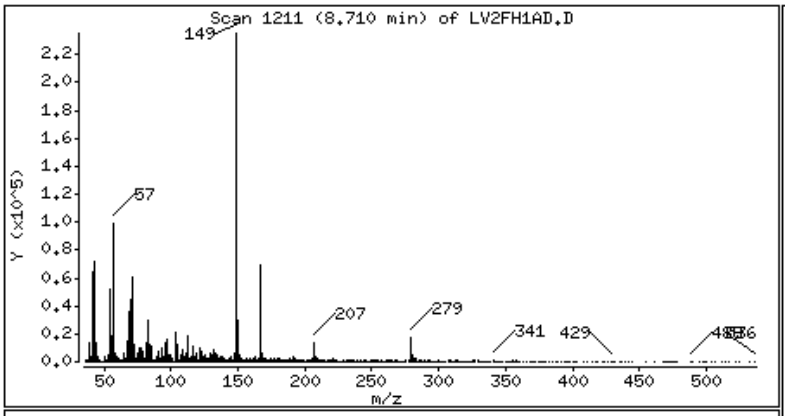

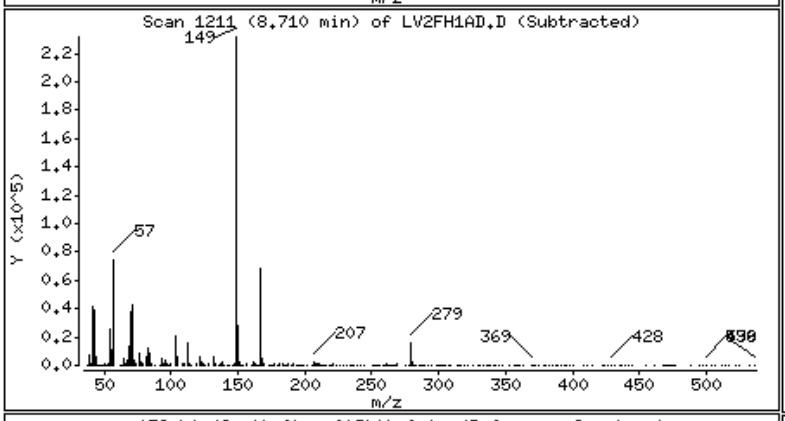

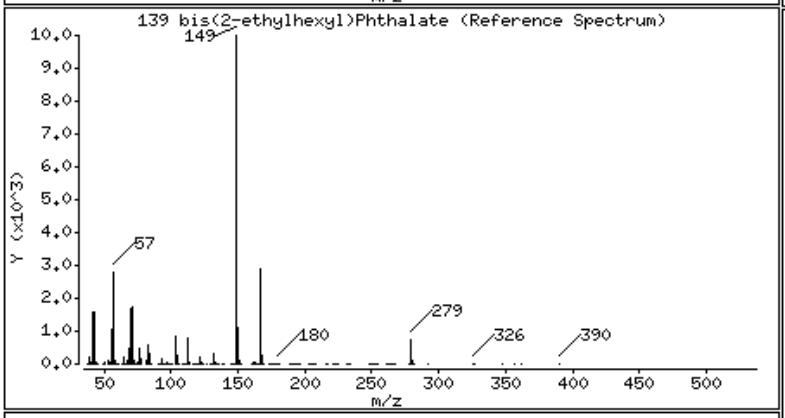

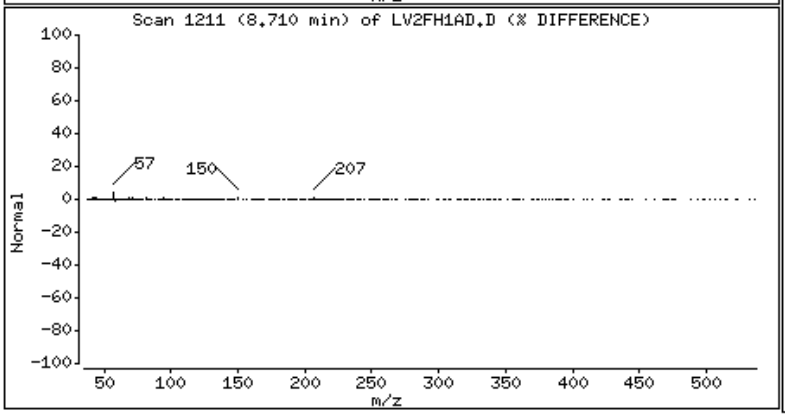

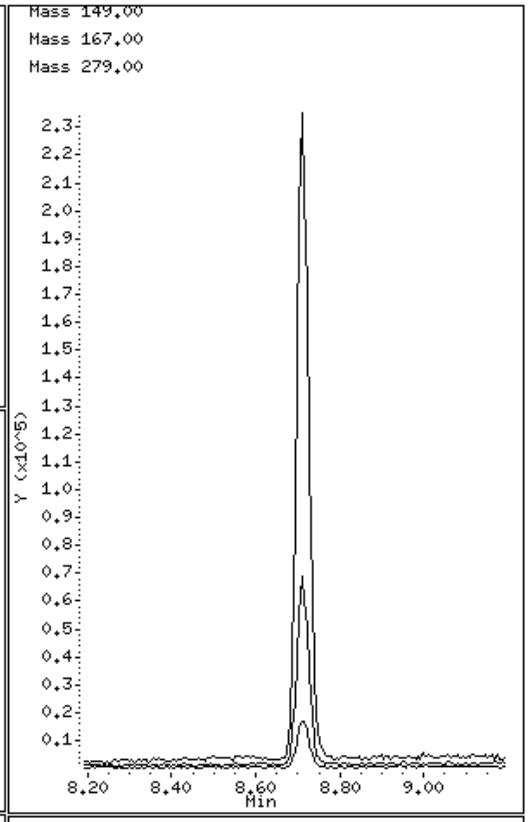

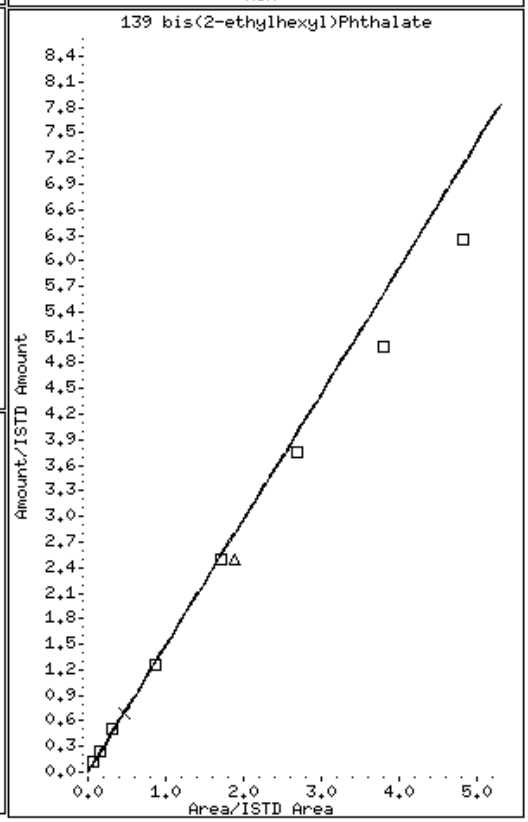

Data File Name: LV2FH1AD.D
Inj. Date and Time: 11-MAR-2010 10:17
Instrument ID: a4ag2.i
Client ID: CPCSS-039-5017-SO
Compound Name: Benzoic Acid
CAS #: 65-85-0
Report Date: 03/12/2010

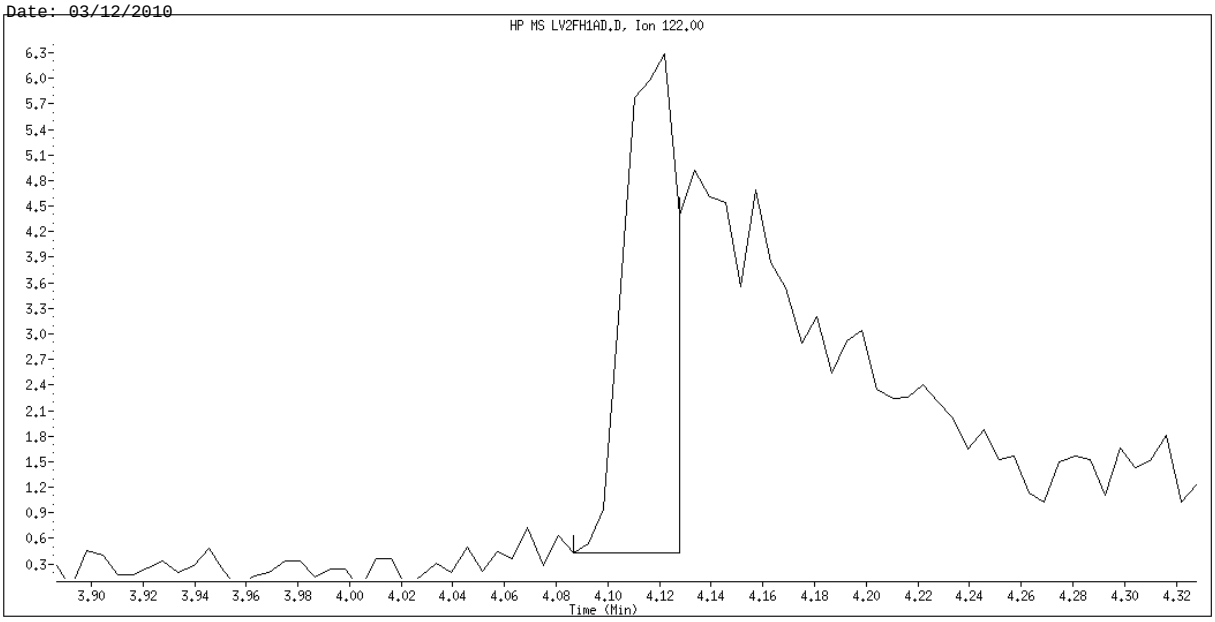

Original Integration

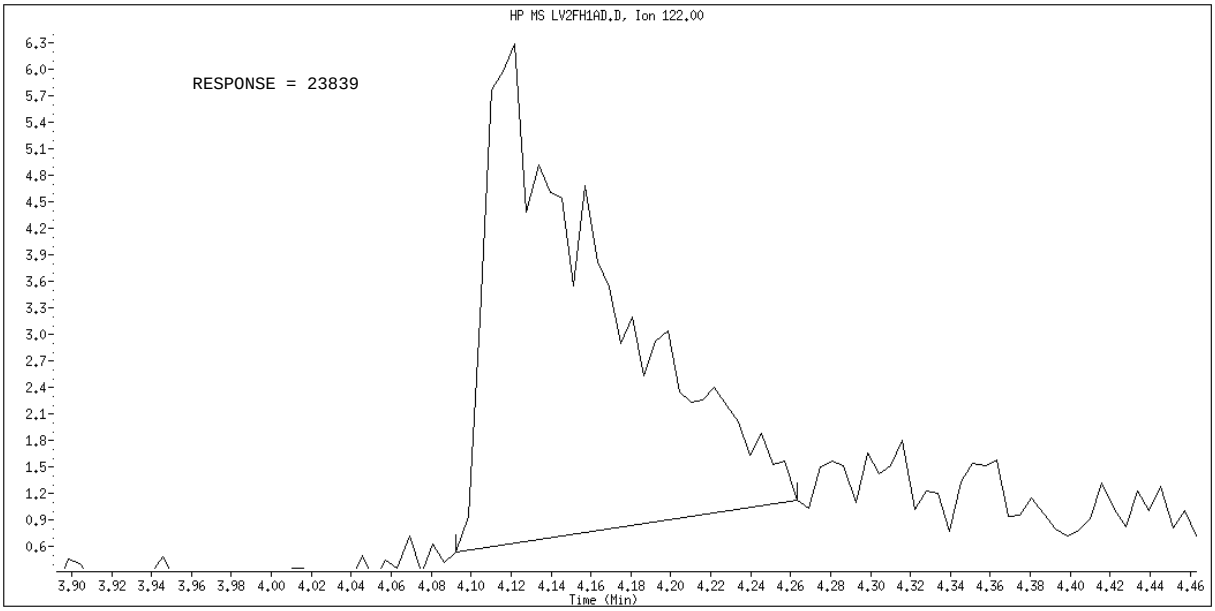

Manual Integration

Manually Integrated By: hulat
Manual Integration Reason: Poor Chromatography

Science Applications International Corp

Client Sample ID: CPCSS-040-5018-SO

GC/MS Semivolatiles

Lot-Sample #...: A0B240490-017 **Work Order #...:** LV2FK1AX **Matrix.....:** SO
Date Sampled...: 02/23/10 13:00 **Date Received..:** 02/24/10
Prep Date.....: 02/25/10 **Analysis Date..:** 03/11/10
Prep Batch #...: 0056040
Dilution Factor: 1 **Initial Wgt/Vol:** 30.12 g **Final Wgt/Vol..:** 2 mL
% Moisture.....: 25 **Method.....:** SW846 8270C

PARAMETER	RESULT	REPORTING LIMIT	UNITS	MDL
Acenaphthene	ND	67	ug/kg	4.4
Acenaphthylene	ND	67	ug/kg	4.4
Anthracene	ND	67	ug/kg	4.4
Benzo(a)anthracene	ND	67	ug/kg	4.4
Benzo(b)fluoranthene	ND	67	ug/kg	4.4
Benzo(k)fluoranthene	ND	67	ug/kg	4.4
Benzoic acid	ND	1100	ug/kg	450
Benzo(ghi)perylene	ND	67	ug/kg	4.4
Benzo(a)pyrene	ND	67	ug/kg	4.4
Benzyl alcohol	ND	440	ug/kg	28
bis(2-Chloroethoxy) methane	ND	440	ug/kg	30
bis(2-Chloroethyl)-ether	ND	440	ug/kg	2.7
bis(2-Chloroisopropyl) ether	ND	440	ug/kg	13
bis(2-Ethylhexyl) phthalate	ND	440	ug/kg	25
4-Bromophenyl phenyl ether	ND	440	ug/kg	17
Butyl benzyl phthalate	ND	440	ug/kg	13
Carbazole	ND	67	ug/kg	36
4-Chloroaniline	ND	440	ug/kg	23
4-Chloro-3-methylphenol	ND	440	ug/kg	28
2-Chloronaphthalene	ND	440	ug/kg	4.4
2-Chlorophenol	ND	440	ug/kg	36
4-Chlorophenyl phenyl ether	ND	440	ug/kg	17
Dibenzo(a,h)anthracene	ND	67	ug/kg	4.4
Dibenzofuran	ND	440	ug/kg	27
Di-n-butyl phthalate	ND	440	ug/kg	20
1,2-Dichlorobenzene	ND	440	ug/kg	13
1,3-Dichlorobenzene	ND	440	ug/kg	15
1,4-Dichlorobenzene	ND	440	ug/kg	27
3,3'-Dichlorobenzidine	ND	440	ug/kg	24
2,4-Dichlorophenol	ND	440	ug/kg	27
Diethyl phthalate	ND	440	ug/kg	21
2,4-Dimethylphenol	ND	440	ug/kg	27

(Continued on next page)

Science Applications International Corp

Client Sample ID: CPCSS-040-5018-SO

GC/MS Semivolatiles

Lot-Sample #...: A0B240490-017 **Work Order #...:** LV2FK1AX **Matrix.....:** SO

PARAMETER	RESULT	REPORTING LIMIT	UNITS	MDL
Dimethyl phthalate	ND	440	ug/kg	23
4,6-Dinitro-2-methylphenol	ND	1100	ug/kg	110
2,4-Dinitrophenol	ND	1100	ug/kg	110
2,4-Dinitrotoluene	ND	440	ug/kg	36
2,6-Dinitrotoluene	ND	440	ug/kg	28
Di-n-octyl phthalate	ND	440	ug/kg	36
Fluoranthene	**18 J**	**67**	**ug/kg**	**4.4**
Fluorene	ND	67	ug/kg	4.4
Hexachlorobenzene	ND	440	ug/kg	2.8
Hexachlorobutadiene	ND	440	ug/kg	36
Hexachlorocyclopenta-diene	ND	440	ug/kg	36
Hexachloroethane	ND	440	ug/kg	12
Indeno(1,2,3-cd)pyrene	ND	67	ug/kg	4.4
Isophorone	ND	440	ug/kg	17
2-Methylnaphthalene	ND	440	ug/kg	4.4
2-Methylphenol	ND	440	ug/kg	110
3-Methylphenol & 4-Methylphenol	ND	440	ug/kg	27
Naphthalene	ND	67	ug/kg	4.4
2-Nitroaniline	ND	1100	ug/kg	12
3-Nitroaniline	ND	1100	ug/kg	21
4-Nitroaniline	ND	1100	ug/kg	35
Nitrobenzene	ND	440	ug/kg	3.0
2-Nitrophenol	ND	440	ug/kg	36
4-Nitrophenol	ND	1100	ug/kg	110
N-Nitrosodiphenylamine	ND	440	ug/kg	28
N-Nitrosodi-n-propyl-amine	ND	440	ug/kg	36
Pentachlorophenol	ND	440	ug/kg	110
Phenanthrene	**9.5 J**	**67**	**ug/kg**	**4.4**
Phenol	ND	440	ug/kg	36
Pyrene	**16 J**	**67**	**ug/kg**	**4.4**
1,2,4-Trichloro-benzene	ND	440	ug/kg	36
2,4,5-Trichloro-phenol	ND	440	ug/kg	34
2,4,6-Trichloro-phenol	ND	440	ug/kg	110
Chrysene	ND	67	ug/kg	1.5

(Continued on next page)

Science Applications International Corp

Client Sample ID: CPCSS-040-5018-SO

GC/MS Semivolatiles

Lot-Sample #...: A0B240490-017 **Work Order #...:** LV2FK1AX **Matrix.....:** SO

SURROGATE	PERCENT RECOVERY	RECOVERY LIMITS
2-Fluorobiphenyl	58	(45 - 105)
2-Fluorophenol	71	(35 - 105)
Phenol-d5	74	(40 - 100)
2,4,6-Tribromophenol	71	(35 - 125)
Nitrobenzene-d5	54	(35 - 100)
Terphenyl-d14	84	(30 - 125)

NOTE(S):

Results and reporting limits have been adjusted for dry weight.

J Estimated: The analyte was positively identified; the quanitation is estimated.

TestAmerica North Canton

Semivolatile REPORT SW-846 Method 8270

Data file : \\cansvr11\dd\chem\MSS\a4ag2.i\00311A.b\LV2FK1AX.D
Lab Smp Id: LV2FK1AX Client Smp ID: CPCSS-040-5018-SO
Inj Date : 11-MAR-2010 10:34
Operator : 046900 Inst ID: a4ag2.i
Smp Info : LV2FK1AX,00311A.b,8270C-625,3-827042.SUB
Misc Info :
Comment   :
Method   : \\cansvr11\dd\chem\MSS\a4ag2.i\00311A.b\8270C-625.m
Meth Date : 12-Mar-2010 07:29 hulat Quant Type: ISTD
Cal Date : 10-MAR-2010 09:48 Cal File: 2SML0310.D
Als bottle: 12
Dil Factor: 1.00000
Integrator: HP RTE Compound Sublist: 3-827042.SUB
Target Version: 4.14
Processing Host: CANPMSSV04

Concentration Formula: Amt * DF * Uf * Vt/(Vi * Ws) * CpndVariable

Name	Value	Description
DF	1.000	Dilution Factor
Uf	1.000	ng unit correction factor
Vt	2000.000	Volume of final extract (uL)(1000 low, 2
Vi	0.50000	Volume injected (uL)
Ws	30.120	Weight of sample extracted (g)
Cpnd Variable		Local Compound Variable

Compounds	QUANT SIG MASS	RT	EXP RT	REL RT	RESPONSE	CONCENTRATIONS ON-COLUMN (NG)	FINAL (ug/kg)	
* 1 1,4-Dichlorobenzene-d4	152	3.463	3.463	(1.000)	154098	2.00000		(Q)
* 2 Naphthalene-d8	136	4.357	4.357	(1.000)	736092	2.00000		
* 3 Acenaphthene-d10	164	5.645	5.639	(1.000)	488694	2.00000		
* 4 Phenanthrene-d10	188	6.751	6.739	(1.000)	891316	2.00000		
* 5 Chrysene-d12	240	8.780	8.745	(1.000)	1014907	2.00000		
* 6 Perylene-d12	264	10.303	10.180	(1.000)	894568	2.00000		(H)
198 1,4-Dioxane	88	Compound Not Detected.						
9 Pyridine	79	Compound Not Detected.						
10 N-Nitrosodimethylamine	74	Compound Not Detected.						
12 3-Chloropropionitrile	54	Compound Not Detected.						
209 Benzaldehyde	77	Compound Not Detected.						
21 Aniline	93	Compound Not Detected.						
22 Phenol	94	Compound Not Detected.						
23 bis(2-Chloroethyl)ether	93	Compound Not Detected.						
24 2-Chlorophenol	128	Compound Not Detected.						
26 1,3-Dichlorobenzene	146	Compound Not Detected.						
27 1,4-Dichlorobenzene	146	Compound Not Detected.						
28 1,2-Dichlorobenzene	146	Compound Not Detected.						

29	Benzyl Alcohol	108	Compound Not Detected.
30	2-Methylphenol	108	Compound Not Detected.

	Compounds	QUANT SIG MASS	RT	EXP RT	REL RT	RESPONSE	CONCENTRATIONS ON-COLUMN (NG)	CONCENTRATIONS FINAL (ug/kg)
31	bis(2-Chloroisopropyl)ether	45	Compound Not Detected.					
37	Acetophenone	105	Compound Not Detected.					
32	N-Nitroso-di-n-propylamine	70	Compound Not Detected.					
192	4-Methylphenol	108	Compound Not Detected.					
34	Hexachloroethane	117	Compound Not Detected.					
35	Nitrobenzene	77	Compound Not Detected.					
41	Isophorone	82	Compound Not Detected.					
42	2-Nitrophenol	139	Compound Not Detected.					
43	2,4-Dimethylphenol	107	Compound Not Detected.					
44	bis(2-Chloroethoxy)methane	93	Compound Not Detected.					
46	2,4-Toluenediamene	121	Compound Not Detected.					
47	1,3,5-Trichlorobenzene	180	Compound Not Detected.					
48	2,4-Dichlorophenol	162	Compound Not Detected.					
49	Benzoic Acid	122	4.116	4.157	(0.945)	28521	1.20859	160.50(QH)
50	1,2,4-Trichlorobenzene	180	Compound Not Detected.					
51	Naphthalene	128	Compound Not Detected.					
52	4-Chloroaniline	127	Compound Not Detected.					
56	Hexachlorobutadiene	225	Compound Not Detected.					
210	Caprolactam	113	Compound Not Detected.					
57	1,2,3-Trichlorobenzene	180	Compound Not Detected.					
59	4-Chloro-3-Methylphenol	107	Compound Not Detected.					
62	2-Methylnaphthalene	142	Compound Not Detected.					
63	1-Methylnaphthalene	142	Compound Not Detected.					
64	Hexachlorocyclopentadiene	237	Compound Not Detected.					
66	2,4,6-Trichlorophenol	196	Compound Not Detected.					
67	2,4,5-Trichlorophenol	196	Compound Not Detected.					
211	1,1'-Biphenyl	154	Compound Not Detected.					
68	1,2,3,5-Tetrachlorobenzene	216	Compound Not Detected.					
70	2-Chloronaphthalene	162	Compound Not Detected.					
73	2-Nitroaniline	65	Compound Not Detected.					
74	1,2,3,4-Tetrachlorobenzene	216	Compound Not Detected.					
76	Dimethylphthalate	163	Compound Not Detected.					
78	2,6-Dinitrotoluene	165	Compound Not Detected.					
79	Acenaphthylene	152	Compound Not Detected.					
80	1,2-Dinitrobenzene	168	Compound Not Detected.					
81	3-Nitroaniline	138	Compound Not Detected.					
82	Acenaphthene	153	Compound Not Detected.					
83	2,4-Dinitrophenol	184	Compound Not Detected.					
85	4-Nitrophenol	109	Compound Not Detected.					
86	Dibenzofuran	168	Compound Not Detected.					
87	2,4-Dinitrotoluene	165	Compound Not Detected.					
91	2,3,5,6-Tetrachlorophenol	232	Compound Not Detected.					
93	Diethylphthalate	149	Compound Not Detected.					
94	Fluorene	166	Compound Not Detected.					
95	4-Chlorophenyl-phenylether	204	Compound Not Detected.					
96	4-Nitroaniline	138	Compound Not Detected.					
98	4,6-Dinitro-2-methylphenol	198	Compound Not Detected.					
99	N-Nitrosodiphenylamine	169	Compound Not Detected.					
100	1,2-Diphenylhydrazine	77	Compound Not Detected.					
106	4-Bromophenyl-phenylether	248	Compound Not Detected.					
107	Hexachlorobenzene	284	Compound Not Detected.					
212	Atrazine	200	Compound Not Detected.					

111 Pentachlorophenol	266	Compound Not Detected.					
115 Phenanthrene	178	6.768	6.757 (1.003)		25336	0.05339	7.0898
116 Anthracene	178	Compound Not Detected.					

	Compounds	QUANT SIG MASS	RT	EXP RT	REL RT	RESPONSE	CONCENTRATIONS ON-COLUMN (NG)	FINAL (ug/kg)
119	Carbazole	167	Compound Not Detected.					
120	Di-n-Butylphthalate	149	Compound Not Detected.					
123	Fluoranthene	202	7.668	7.645	(1.136)	50512	0.10321	13.706(M)
124	Benzidine	184	Compound Not Detected.					
125	Pyrene	202	7.845	7.821	(0.893)	46050	0.09243	12.275
131	Butylbenzylphthalate	149	Compound Not Detected.					
133	3,3'-Dimethoxybenzidine	244	Compound Not Detected.					
135	3,3'-Dichlorobenzidine	252	Compound Not Detected.					
136	Benzo(a)Anthracene	228	Compound Not Detected.					
137	Chrysene	228	Compound Not Detected.					
138	4,4'-Methylene bis(o-chloroan	231	Compound Not Detected.					
139	bis(2-ethylhexyl)Phthalate	149	Compound Not Detected.					
140	Di-n-octylphthalate	149	Compound Not Detected.					
141	Benzo(b)fluoranthene	252	Compound Not Detected.					
142	Benzo(k)fluoranthene	252	Compound Not Detected.					
146	Benzo(a)pyrene	252	Compound Not Detected.					
149	Indeno(1,2,3-cd)pyrene	276	Compound Not Detected.					
150	Dibenz(a,h)anthracene	278	Compound Not Detected.					
151	Benzo(g,h,i)perylene	276	Compound Not Detected.					
$ 154	Nitrobenzene-d5	82	3.839	3.839	(0.881)	394577	2.70310	358.98
$ 155	2-Fluorobiphenyl	172	5.127	5.127	(0.908)	816586	2.90763	386.14
$ 156	Terphenyl-d14	244	7.933	7.910	(0.904)	1337178	4.17955	555.05
$ 157	Phenol-d5	99	3.180	3.175	(0.918)	649515	5.56027	738.42
$ 158	2-Fluorophenol	112	2.604	2.592	(0.752)	462712	5.31600	705.98
$ 159	2,4,6-Tribromophenol	330	6.233	6.221	(1.104)	199959	5.33986	709.14
$ 186	2-Chlorophenol-d4	132	3.310	3.310	(0.956)	519610	5.77397	766.79
$ 187	1,2-Dichlorobenzene-d4	152	3.574	3.575	(1.032)	136251	2.22543	295.54
M 195	Cresols, total	100	Compound Not Detected.					
101	Diphenylamine	169	Compound Not Detected.					

QC Flag Legend

Q - Qualifier signal failed the ratio test.
M - Compound response manually integrated.
H - Operator selected an alternate compound hit.

TestAmerica North Canton

INTERNAL STANDARD COMPOUNDS
AREA AND RT SUMMARY

Instrument ID: a4ag2.i
Lab File ID: LV2FK1AX.D
Lab Smp Id: LV2FK1AX
Analysis Type: SV
Quant Type: ISTD
Operator: 046900
Method File: \\cansvr11\dd\chem\MSS\a4ag2.i\00311A.b\8270C-625.m
Misc Info:

Calibration Date: 11-MAR-2010
Calibration Time: 07:40
Client Smp ID: CPCSS-040-5018-SO
Level: LOW
Sample Type: SOIL

		AREA LIMIT			
COMPOUND	STANDARD	LOWER	UPPER	SAMPLE	%DIFF
1 1,4-Dichlorobenze	259601	129801	519202	154098	-40.64
2 Naphthalene-d8	1078163	539082	2156326	736092	-31.73
3 Acenaphthene-d10	568794	284397	1137588	488694	-14.08
4 Phenanthrene-d10	913603	456802	1827206	891316	-2.44
5 Chrysene-d12	1135801	567901	2271602	1014907	-10.64
6 Perylene-d12	986779	493390	1973558	894568	-9.34

		RT LIMIT			
COMPOUND	STANDARD	LOWER	UPPER	SAMPLE	%DIFF
1 1,4-Dichlorobenze	3.46	2.96	3.96	3.46	-0.00
2 Naphthalene-d8	4.36	3.86	4.86	4.36	-0.00
3 Acenaphthene-d10	5.64	5.14	6.14	5.65	0.10
4 Phenanthrene-d10	6.74	6.24	7.24	6.75	0.17
5 Chrysene-d12	8.75	8.25	9.25	8.78	0.40
6 Perylene-d12	10.18	9.68	10.68	10.30	1.21

AREA UPPER LIMIT = +100% of internal standard area.
AREA LOWER LIMIT = - 50% of internal standard area.
RT UPPER LIMIT = + 0.50 minutes of internal standard RT.
RT LOWER LIMIT = - 0.50 minutes of internal standard RT.


Y (x10^7)
0.1
0.2
0.3
0.4
0.5
0.6
0.7
0.8
0.9
1.0
1.1
1.2
1.3
1.4
1.5
1.6
1.7
2
3
4
5
6
7
8
9
10
11
12
13
Min
-2-Fluorophenol
-Phenol-d5
-2-Chlorophenol-d4
-1,4-Dichlorobenzene-d4
-1,2-Dichlorobenzene-d4
-Nitrobenzene-d5
-Benzoic Acid
-Naphthalene-d8
-2-Fluorobiphenyl
-Acenaphthene-d10
-2,4,6-Tribromophenol
-Phenanthrene-d10+
-Fluoranthene
-Pyrene+
-Chrysene-d12
-Perylene-d12
\\cansvr11\dd\chem\HSS\a4ag2.i\00311A.b\LW2FK10X.D

49 Benzoic Acid

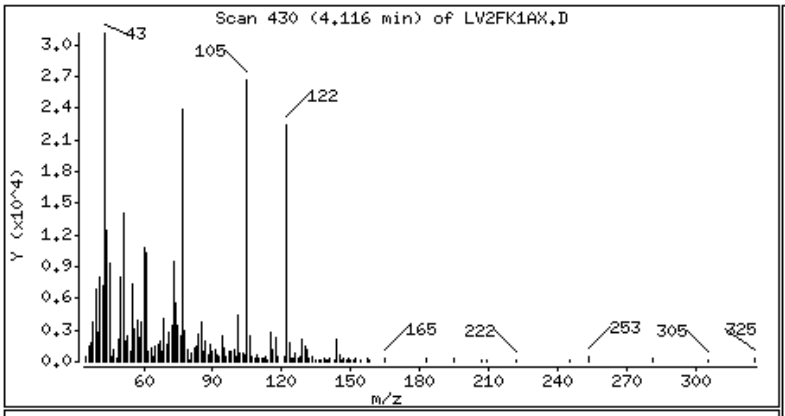

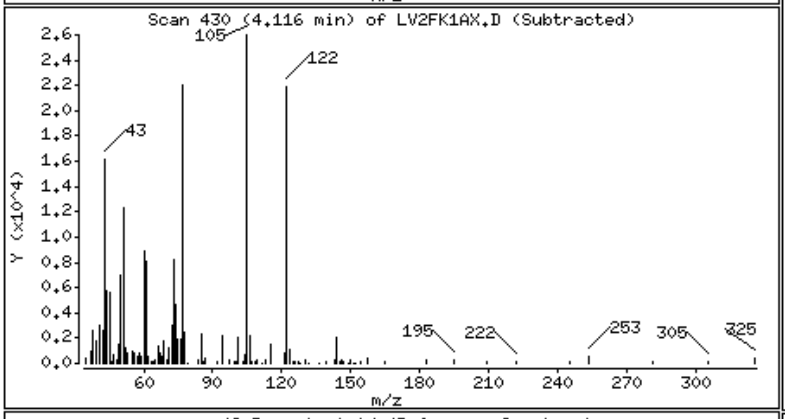

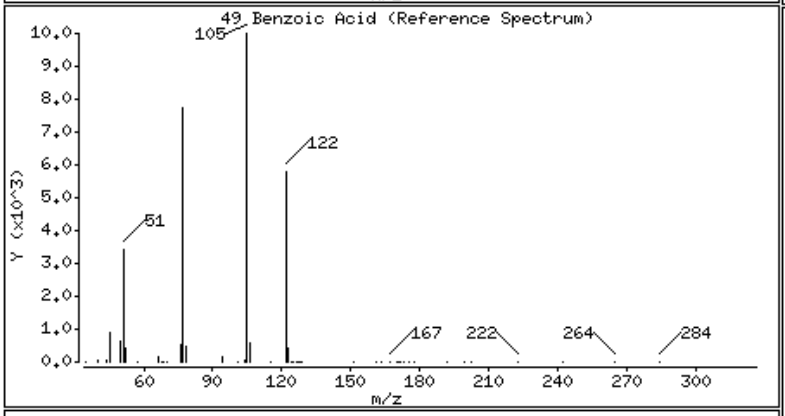

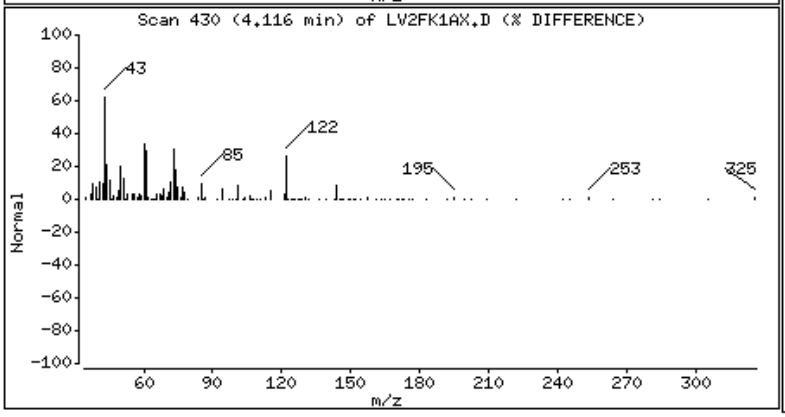

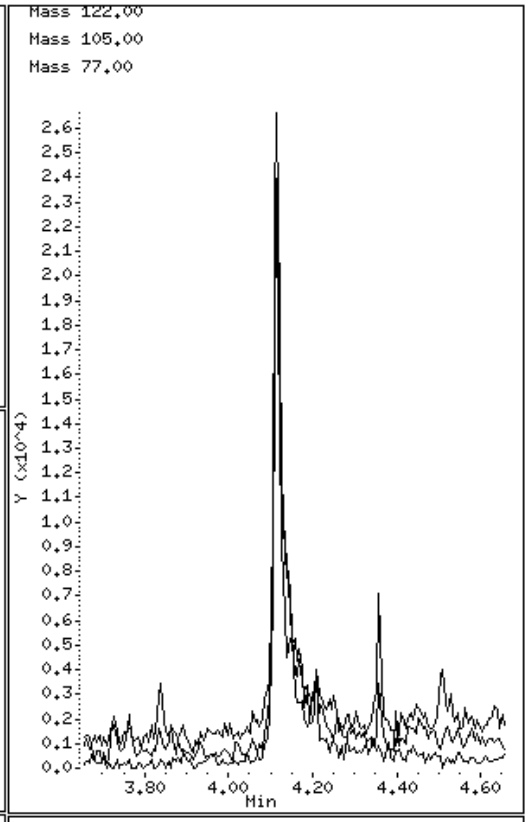

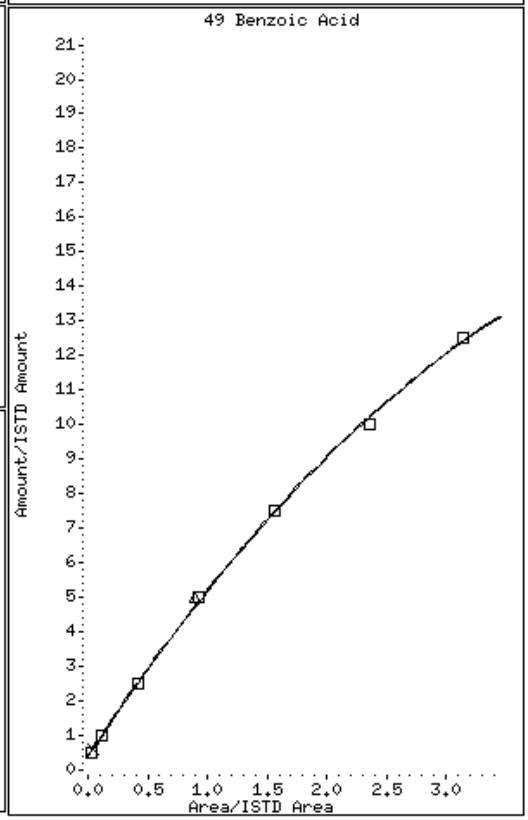

115 Phenanthrene

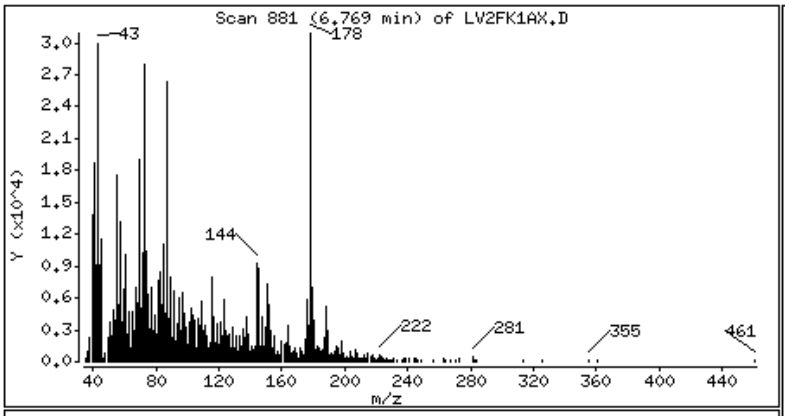

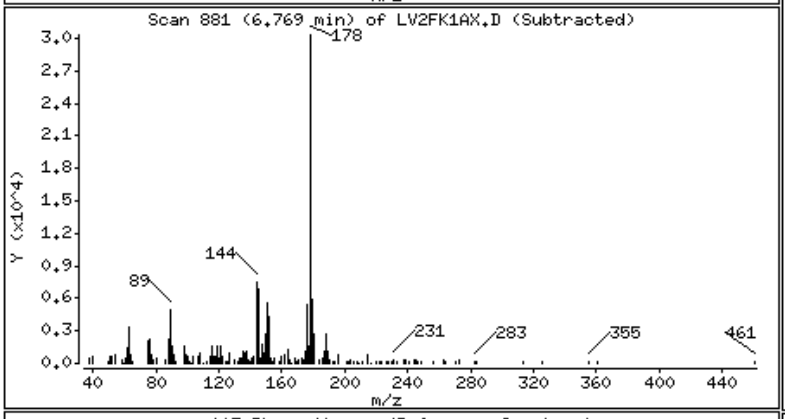

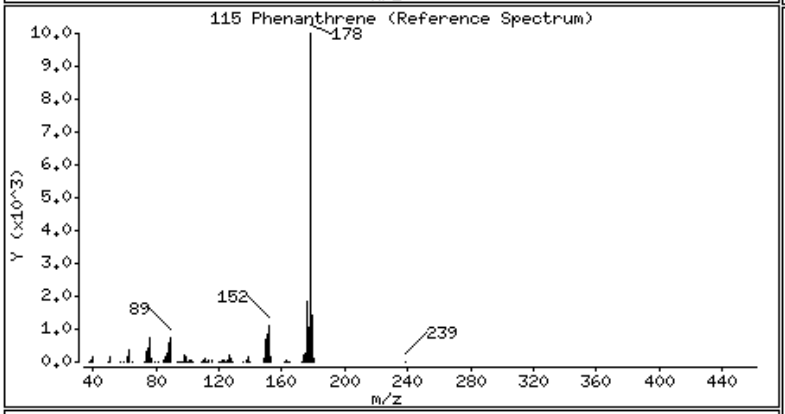

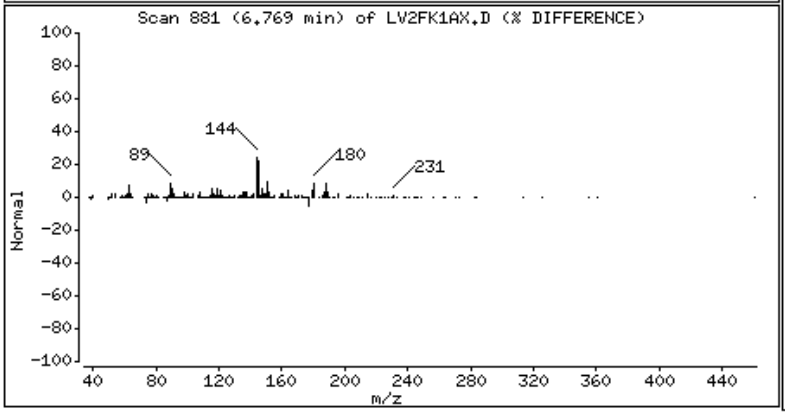

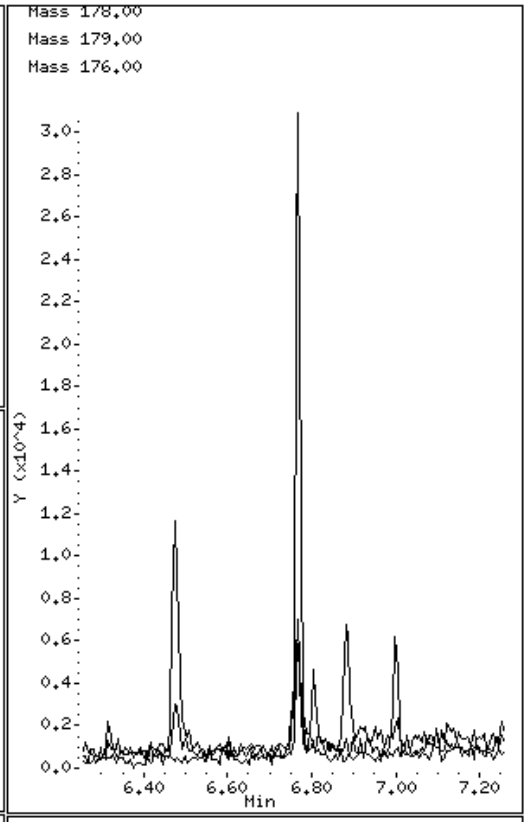

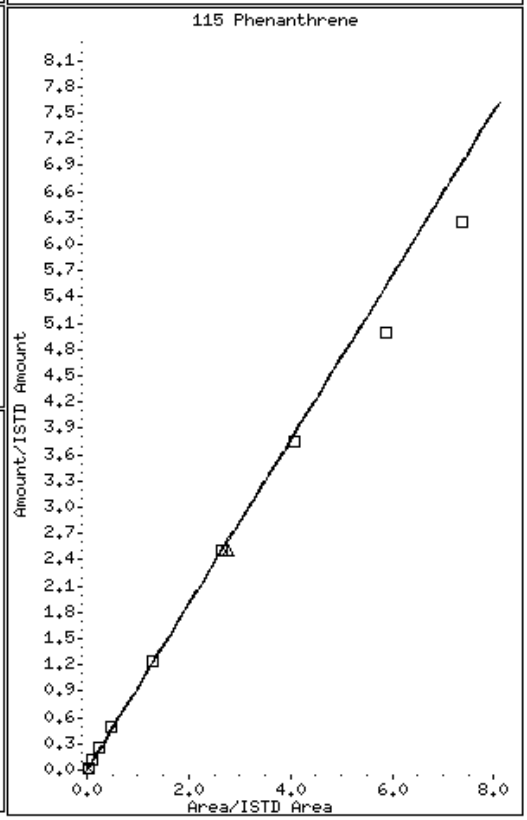

123 Fluoranthene

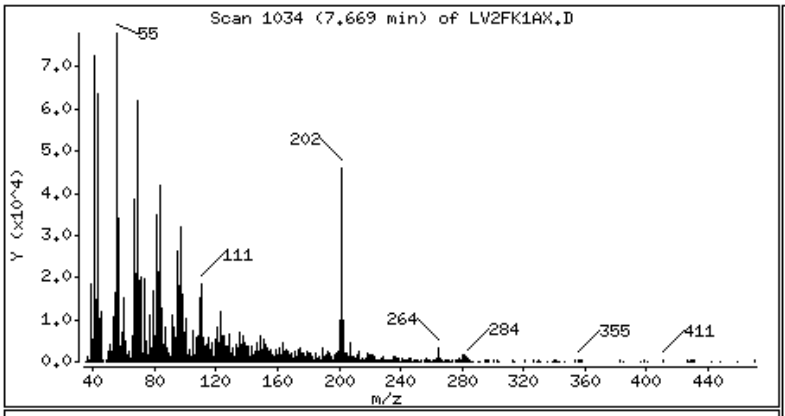

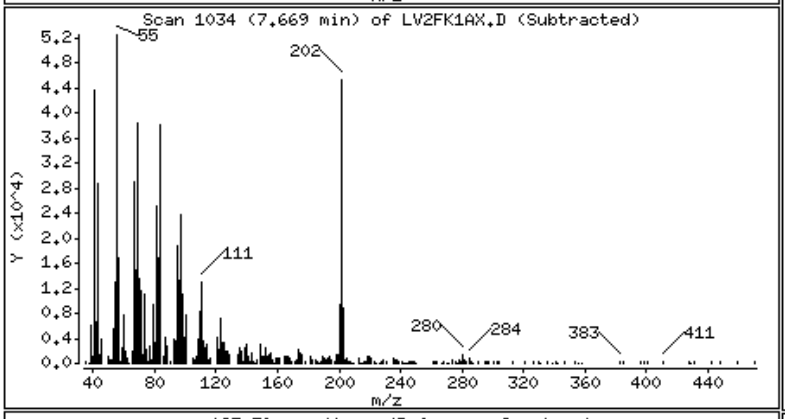

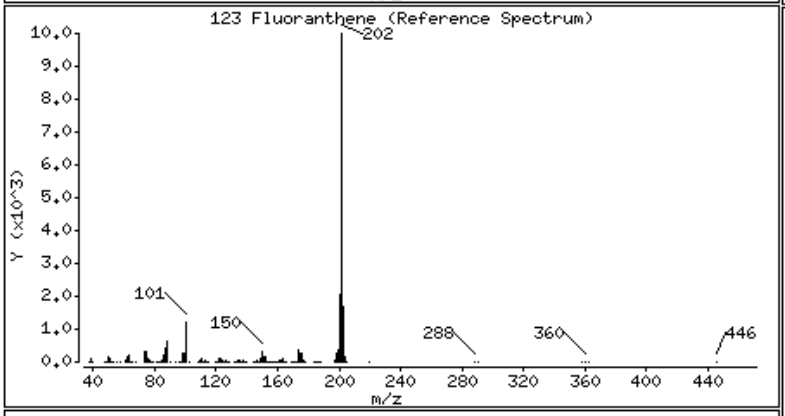

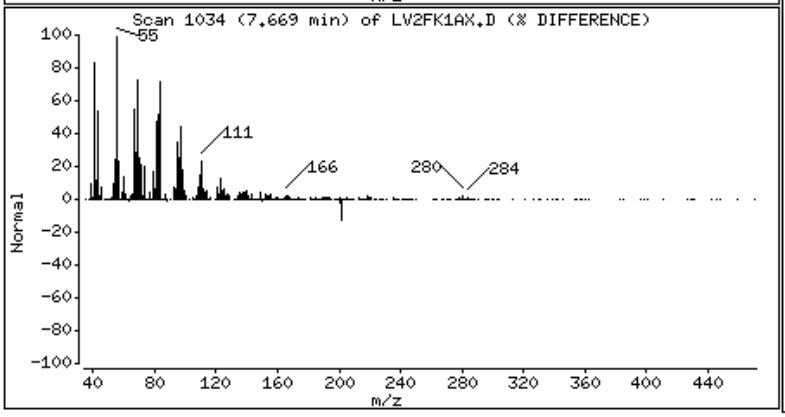

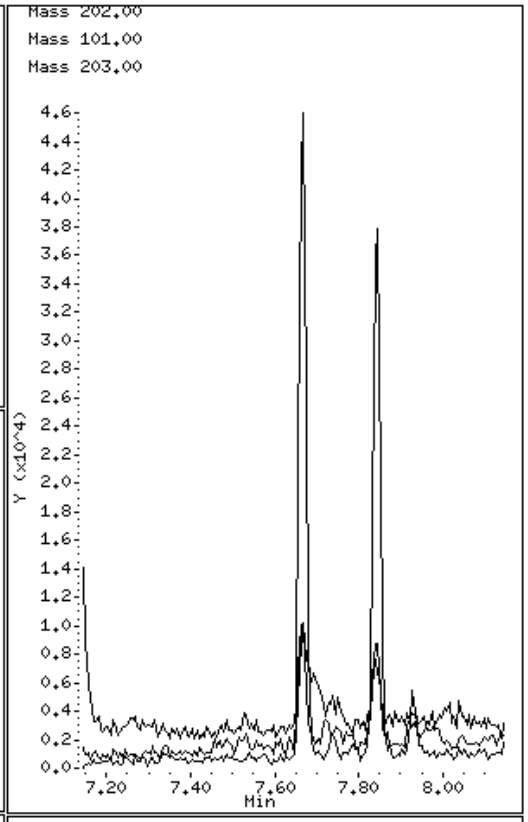

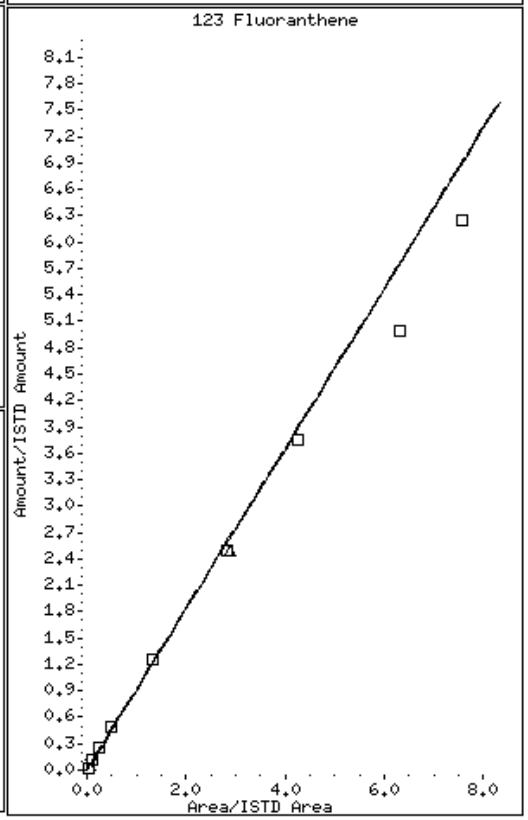

125 Pyrene

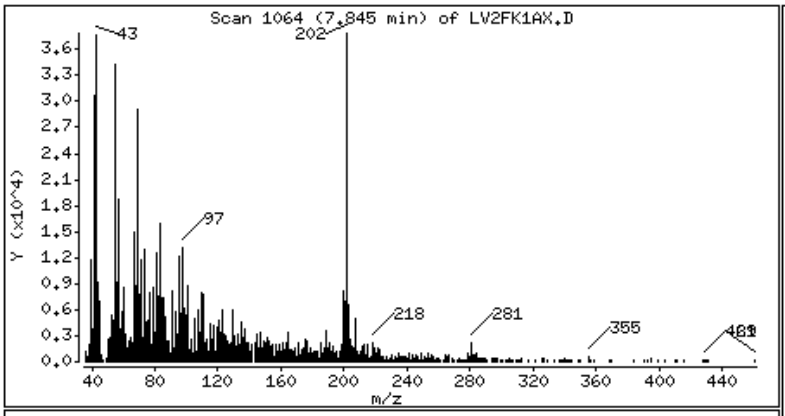
Scan 1064 (7.845 min) of LV2FK1AX.D
Y (x10^4)
m/z
43
202
97
218
281
355

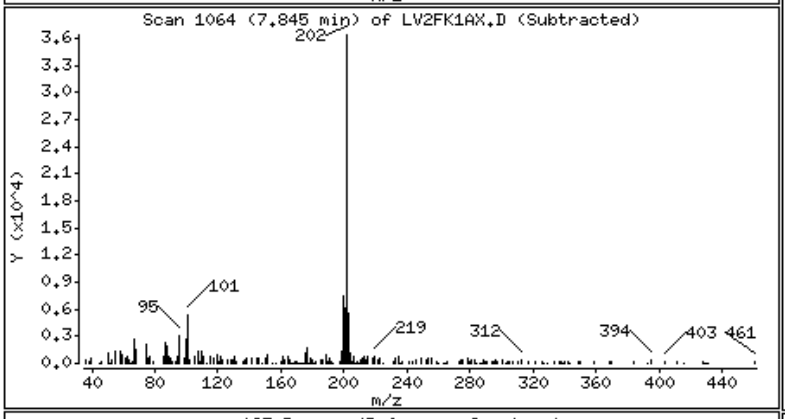
Scan 1064 (7.845 min) of LV2FK1AX.D (Subtracted)
Y (x10^4)
m/z
202
101
95
219
312
394
403
461

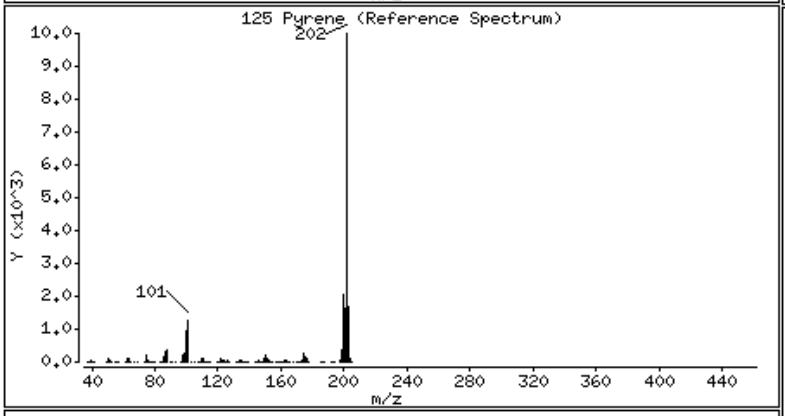
125 Pyrene (Reference Spectrum)
Y (x10^3)
m/z
202
101

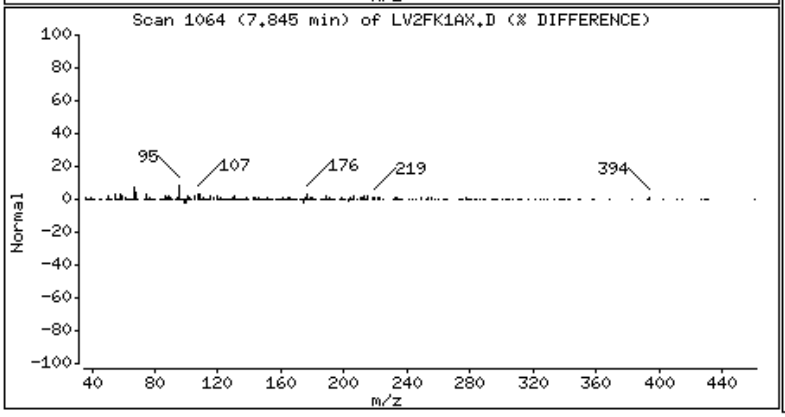
Scan 1064 (7.845 min) of LV2FK1AX.D (% DIFFERENCE)
Normal
m/z
95
107
176
219
394

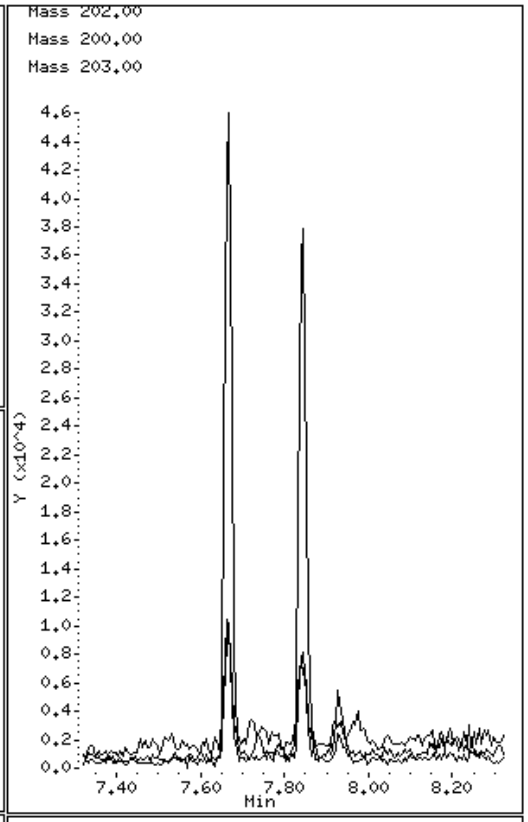
Mass 202.00
Mass 200.00
Mass 203.00
Y (x10^4)
Min

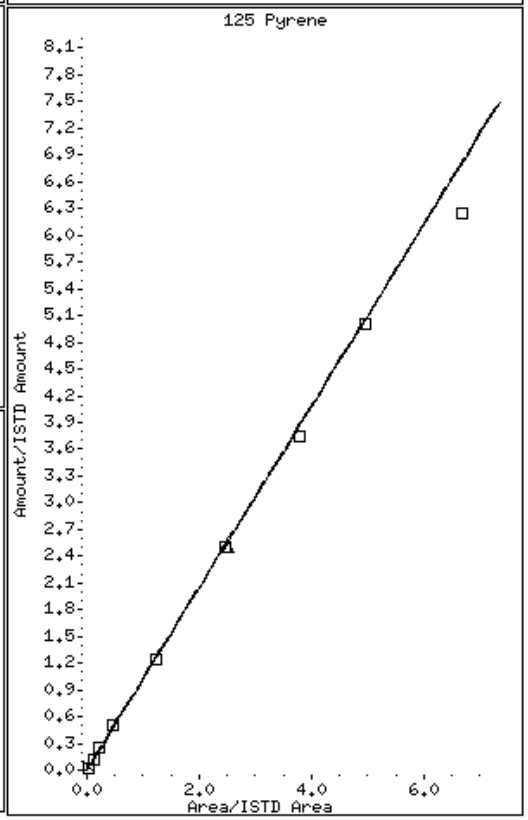
125 Pyrene
Amount/ISTD Amount
Area/ISTD Area

Data File Name: LV2FK1AX.D
Inj. Date and Time: 11-MAR-2010 10:34
Instrument ID: a4ag2.i
Client ID: CPCSS-040-5018-SO
Compound Name: Fluoranthene
CAS #: 206-44-0
Report Date: 03/12/2010

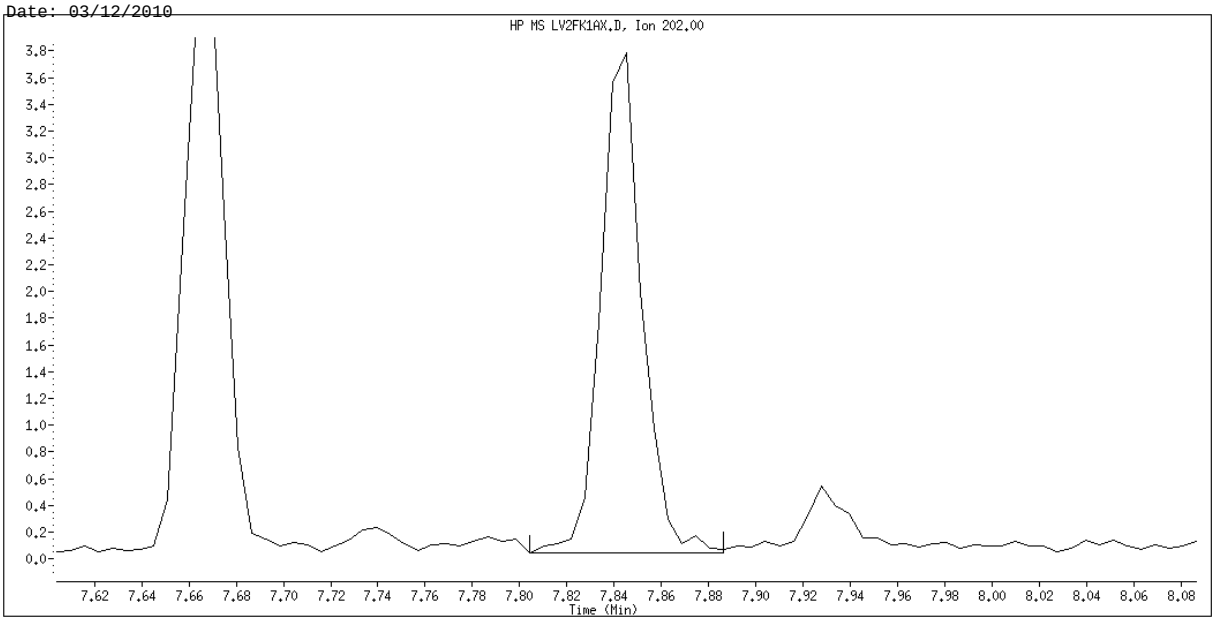

Original Integration

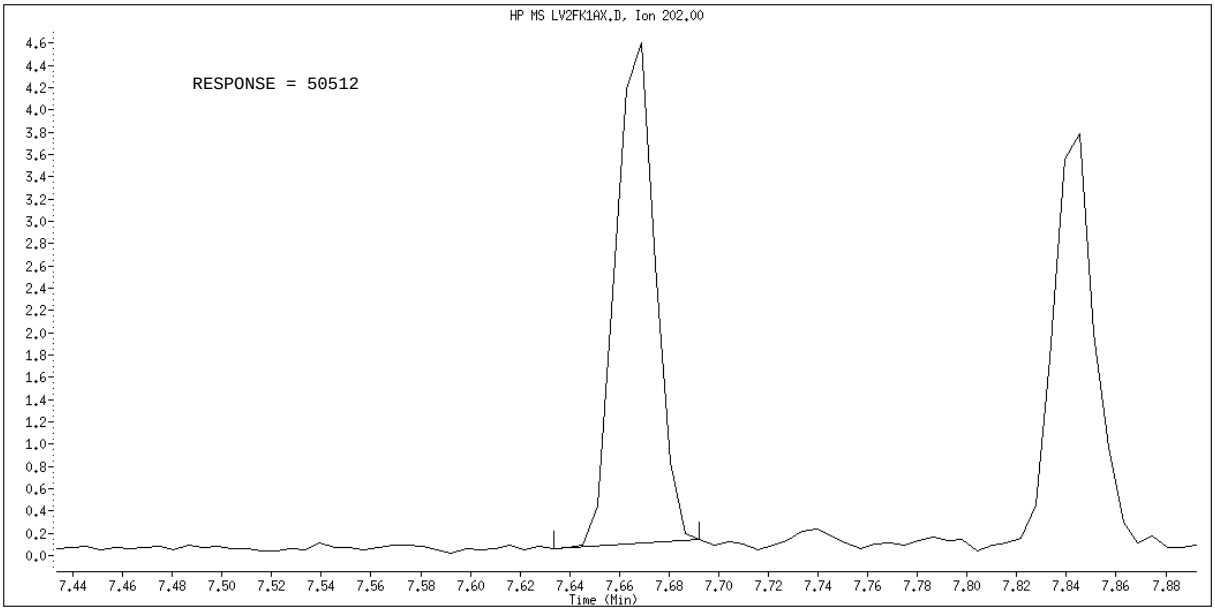

Manual Integration

Manually Integrated By: hulat
Manual Integration Reason: Peak not found

Science Applications International Corp

Client Sample ID: CPCSS-041-5019-SO

GC/MS Semivolatiles

Lot-Sample #...: A0B240490-018 **Work Order #...:** LV2FM1A5 **Matrix.....:** SO
Date Sampled...: 02/23/10 08:45 **Date Received..:** 02/24/10
Prep Date.....: 02/25/10 **Analysis Date..:** 03/11/10
Prep Batch #...: 0056040
Dilution Factor: 1 **Initial Wgt/Vol:** 30.15 g **Final Wgt/Vol..:** 2 mL
% Moisture.....: 24 **Method.....:** SW846 8270C

PARAMETER	RESULT	REPORTING LIMIT	UNITS	MDL
Acenaphthene	ND	66	ug/kg	4.4
Acenaphthylene	ND	66	ug/kg	4.4
Anthracene	ND	66	ug/kg	4.4
Benzo(a)anthracene	ND	66	ug/kg	4.4
Benzo(b)fluoranthene	ND	66	ug/kg	4.4
Benzo(k)fluoranthene	ND	66	ug/kg	4.4
Benzoic acid	ND	1100	ug/kg	440
Benzo(ghi)perylene	ND	66	ug/kg	4.4
Benzo(a)pyrene	ND	66	ug/kg	4.4
Benzyl alcohol	ND	440	ug/kg	28
bis(2-Chloroethoxy) methane	ND	440	ug/kg	29
bis(2-Chloroethyl)-ether	ND	440	ug/kg	2.6
bis(2-Chloroisopropyl) ether	ND	440	ug/kg	13
bis(2-Ethylhexyl) phthalate	ND	440	ug/kg	25
4-Bromophenyl phenyl ether	ND	440	ug/kg	17
Butyl benzyl phthalate	ND	440	ug/kg	13
Carbazole	ND	66	ug/kg	36
4-Chloroaniline	ND	440	ug/kg	23
4-Chloro-3-methylphenol	ND	440	ug/kg	28
2-Chloronaphthalene	ND	440	ug/kg	4.4
2-Chlorophenol	ND	440	ug/kg	36
4-Chlorophenyl phenyl ether	ND	440	ug/kg	17
Dibenzo(a,h)anthracene	ND	66	ug/kg	4.4
Dibenzofuran	ND	440	ug/kg	26
Di-n-butyl phthalate	ND	440	ug/kg	20
1,2-Dichlorobenzene	ND	440	ug/kg	13
1,3-Dichlorobenzene	ND	440	ug/kg	15
1,4-Dichlorobenzene	ND	440	ug/kg	26
3,3'-Dichlorobenzidine	ND	440	ug/kg	24
2,4-Dichlorophenol	ND	440	ug/kg	26
Diethyl phthalate	ND	440	ug/kg	21
2,4-Dimethylphenol	ND	440	ug/kg	26

(Continued on next page)

Science Applications International Corp

Client Sample ID: CPCSS-041-5019-SO

GC/MS Semivolatiles

Lot-Sample #...: A0B240490-018 **Work Order #...:** LV2FM1A5 **Matrix.....:** SO

PARAMETER	RESULT	REPORTING LIMIT	UNITS	MDL
Dimethyl phthalate	ND	440	ug/kg	23
4,6-Dinitro-2-methylphenol	ND	1100	ug/kg	110
2,4-Dinitrophenol	ND	1100	ug/kg	110
2,4-Dinitrotoluene	ND	440	ug/kg	36
2,6-Dinitrotoluene	ND	440	ug/kg	28
Di-n-octyl phthalate	ND	440	ug/kg	36
Fluoranthene	**33 J**	**66**	**ug/kg**	**4.4**
Fluorene	ND	66	ug/kg	4.4
Hexachlorobenzene	ND	440	ug/kg	2.8
Hexachlorobutadiene	ND	440	ug/kg	36
Hexachlorocyclopenta-diene	ND	440	ug/kg	36
Hexachloroethane	ND	440	ug/kg	12
Indeno(1,2,3-cd)pyrene	ND	66	ug/kg	4.4
Isophorone	ND	440	ug/kg	17
2-Methylnaphthalene	ND	440	ug/kg	4.4
2-Methylphenol	ND	440	ug/kg	110
3-Methylphenol & 4-Methylphenol	ND	440	ug/kg	26
Naphthalene	ND	66	ug/kg	4.4
2-Nitroaniline	ND	1100	ug/kg	12
3-Nitroaniline	ND	1100	ug/kg	21
4-Nitroaniline	ND	1100	ug/kg	34
Nitrobenzene	ND	440	ug/kg	2.9
2-Nitrophenol	ND	440	ug/kg	36
4-Nitrophenol	ND	1100	ug/kg	110
N-Nitrosodiphenylamine	ND	440	ug/kg	28
N-Nitrosodi-n-propyl-amine	ND	440	ug/kg	36
Pentachlorophenol	ND	440	ug/kg	110
Phenanthrene	**17 J**	**66**	**ug/kg**	**4.4**
Phenol	ND	440	ug/kg	36
Pyrene	**28 J**	**66**	**ug/kg**	**4.4**
1,2,4-Trichloro-benzene	ND	440	ug/kg	36
2,4,5-Trichloro-phenol	ND	440	ug/kg	33
2,4,6-Trichloro-phenol	ND	440	ug/kg	110
Chrysene	ND	66	ug/kg	1.5

(Continued on next page)

Science Applications International Corp

Client Sample ID: CPCSS-041-5019-SO

GC/MS Semivolatiles

Lot-Sample #...: A0B240490-018 **Work Order #...:** LV2FM1A5 **Matrix.....:** SO

SURROGATE	PERCENT RECOVERY	RECOVERY LIMITS
2-Fluorobiphenyl	57	(45 - 105)
2-Fluorophenol	65	(35 - 105)
Phenol-d5	63	(40 - 100)
2,4,6-Tribromophenol	64	(35 - 125)
Nitrobenzene-d5	57	(35 - 100)
Terphenyl-d14	83	(30 - 125)

NOTE(S):

Results and reporting limits have been adjusted for dry weight.

J Estimated: The analyte was positively identified; the quanitation is estimated.

TestAmerica North Canton

Semivolatile REPORT SW-846 Method 8270

Data file : \\cansvr11\dd\chem\MSS\a4ag2.i\00311A.b\LV2FM1A5.D
Lab Smp Id: LV2FM1A5 Client Smp ID: CPCSS-041-5019-SO
Inj Date : 11-MAR-2010 10:51
Operator : 046900 Inst ID: a4ag2.i
Smp Info : LV2FM1A5,00311A.b,8270C-625,3-827042.SUB
Misc Info :
Comment   :
Method   : \\cansvr11\dd\chem\MSS\a4ag2.i\00311A.b\8270C-625.m
Meth Date : 12-Mar-2010 07:29 hulat Quant Type: ISTD
Cal Date : 10-MAR-2010 09:48 Cal File: 2SML0310.D
Als bottle: 13
Dil Factor: 1.00000
Integrator: HP RTE Compound Sublist: 3-827042.SUB
Target Version: 4.14
Processing Host: CANPMSSV04

Concentration Formula: Amt * DF * Uf * Vt/(Vi * Ws) * CpndVariable

Name	Value	Description
DF	1.000	Dilution Factor
Uf	1.000	ng unit correction factor
Vt	2000.000	Volume of final extract (uL)(1000 low, 2
Vi	0.50000	Volume injected (uL)
Ws	30.150	Weight of sample extracted (g)
Cpnd Variable		Local Compound Variable

	Compounds	QUANT SIG MASS	RT	EXP RT	REL RT	RESPONSE	CONCENTRATIONS ON-COLUMN (NG)	FINAL (ug/kg)	
* 1	1,4-Dichlorobenzene-d4	152	3.463	3.463	(1.000)	149786	2.00000		(Q)
* 2	Naphthalene-d8	136	4.357	4.357	(1.000)	618641	2.00000		
* 3	Acenaphthene-d10	164	5.645	5.639	(1.000)	389715	2.00000		
* 4	Phenanthrene-d10	188	6.751	6.739	(1.000)	696506	2.00000		
* 5	Chrysene-d12	240	8.780	8.745	(1.000)	771840	2.00000		
* 6	Perylene-d12	264	10.321	10.180	(1.000)	670355	2.00000		(M)
198	1,4-Dioxane	88	Compound Not Detected.						
9	Pyridine	79	Compound Not Detected.						
10	N-Nitrosodimethylamine	74	Compound Not Detected.						
12	3-Chloropropionitrile	54	Compound Not Detected.						
209	Benzaldehyde	77	Compound Not Detected.						
21	Aniline	93	Compound Not Detected.						
22	Phenol	94	Compound Not Detected.						
23	bis(2-Chloroethyl)ether	93	Compound Not Detected.						
24	2-Chlorophenol	128	Compound Not Detected.						
26	1,3-Dichlorobenzene	146	Compound Not Detected.						
27	1,4-Dichlorobenzene	146	Compound Not Detected.						
28	1,2-Dichlorobenzene	146	Compound Not Detected.						

29	Benzyl Alcohol	108	Compound Not Detected.
30	2-Methylphenol	108	Compound Not Detected.

	Compounds	QUANT SIG MASS	RT	EXP RT	REL RT	RESPONSE	CONCENTRATIONS ON-COLUMN (NG)	CONCENTRATIONS FINAL (ug/kg)
31	bis(2-Chloroisopropyl)ether	45	Compound Not Detected.					
37	Acetophenone	105	Compound Not Detected.					
32	N-Nitroso-di-n-propylamine	70	Compound Not Detected.					
192	4-Methylphenol	108	Compound Not Detected.					
34	Hexachloroethane	117	Compound Not Detected.					
35	Nitrobenzene	77	Compound Not Detected.					
41	Isophorone	82	Compound Not Detected.					
42	2-Nitrophenol	139	Compound Not Detected.					
43	2,4-Dimethylphenol	107	Compound Not Detected.					
44	bis(2-Chloroethoxy)methane	93	Compound Not Detected.					
46	2,4-Toluenediamene	121	Compound Not Detected.					
47	1,3,5-Trichlorobenzene	180	Compound Not Detected.					
48	2,4-Dichlorophenol	162	Compound Not Detected.					
49	Benzoic Acid	122	Compound Not Detected.					
50	1,2,4-Trichlorobenzene	180	Compound Not Detected.					
51	Naphthalene	128	Compound Not Detected.					
52	4-Chloroaniline	127	Compound Not Detected.					
56	Hexachlorobutadiene	225	Compound Not Detected.					
210	Caprolactam	113	Compound Not Detected.					
57	1,2,3-Trichlorobenzene	180	Compound Not Detected.					
59	4-Chloro-3-Methylphenol	107	Compound Not Detected.					
62	2-Methylnaphthalene	142	Compound Not Detected.					
63	1-Methylnaphthalene	142	Compound Not Detected.					
64	Hexachlorocyclopentadiene	237	Compound Not Detected.					
66	2,4,6-Trichlorophenol	196	Compound Not Detected.					
67	2,4,5-Trichlorophenol	196	Compound Not Detected.					
211	1,1'-Biphenyl	154	Compound Not Detected.					
68	1,2,3,5-Tetrachlorobenzene	216	Compound Not Detected.					
70	2-Chloronaphthalene	162	Compound Not Detected.					
73	2-Nitroaniline	65	Compound Not Detected.					
74	1,2,3,4-Tetrachlorobenzene	216	Compound Not Detected.					
76	Dimethylphthalate	163	Compound Not Detected.					
78	2,6-Dinitrotoluene	165	Compound Not Detected.					
79	Acenaphthylene	152	Compound Not Detected.					
80	1,2-Dinitrobenzene	168	Compound Not Detected.					
81	3-Nitroaniline	138	Compound Not Detected.					
82	Acenaphthene	153	Compound Not Detected.					
83	2,4-Dinitrophenol	184	Compound Not Detected.					
85	4-Nitrophenol	109	Compound Not Detected.					
86	Dibenzofuran	168	Compound Not Detected.					
87	2,4-Dinitrotoluene	165	Compound Not Detected.					
91	2,3,5,6-Tetrachlorophenol	232	Compound Not Detected.					
93	Diethylphthalate	149	Compound Not Detected.					
94	Fluorene	166	Compound Not Detected.					
95	4-Chlorophenyl-phenylether	204	Compound Not Detected.					
96	4-Nitroaniline	138	Compound Not Detected.					
98	4,6-Dinitro-2-methylphenol	198	Compound Not Detected.					
99	N-Nitrosodiphenylamine	169	Compound Not Detected.					
100	1,2-Diphenylhydrazine	77	Compound Not Detected.					
106	4-Bromophenyl-phenylether	248	Compound Not Detected.					
107	Hexachlorobenzene	284	Compound Not Detected.					
212	Atrazine	200	Compound Not Detected.					

111 Pentachlorophenol	266	Compound Not Detected.					
115 Phenanthrene	178	6.768	6.757 (1.003)		35797	0.09653	12.806
116 Anthracene	178	Compound Not Detected.					

Compounds	QUANT SIG MASS	RT	EXP RT	REL RT	RESPONSE	CONCENTRATIONS ON-COLUMN (NG)	FINAL (ug/kg)
119 Carbazole	167	Compound Not Detected.					
120 Di-n-Butylphthalate	149	Compound Not Detected.					
123 Fluoranthene	202	7.668	7.645	(1.136)	72451	0.18944	25.132
124 Benzidine	184	Compound Not Detected.					
125 Pyrene	202	7.845	7.821	(0.893)	59779	0.15777	20.932
131 Butylbenzylphthalate	149	Compound Not Detected.					
133 3,3'-Dimethoxybenzidine	244	Compound Not Detected.					
135 3,3'-Dichlorobenzidine	252	Compound Not Detected.					
136 Benzo(a)Anthracene	228	Compound Not Detected.					
137 Chrysene	228	Compound Not Detected.					
138 4,4'-Methylene bis(o-chloroan	231	Compound Not Detected.					
139 bis(2-ethylhexyl)Phthalate	149	Compound Not Detected.					
140 Di-n-octylphthalate	149	Compound Not Detected.					
141 Benzo(b)fluoranthene	252	Compound Not Detected.					
142 Benzo(k)fluoranthene	252	Compound Not Detected.					
146 Benzo(a)pyrene	252	Compound Not Detected.					
149 Indeno(1,2,3-cd)pyrene	276	Compound Not Detected.					
150 Dibenz(a,h)anthracene	278	Compound Not Detected.					
151 Benzo(g,h,i)perylene	276	Compound Not Detected.					
$ 154 Nitrobenzene-d5	82	3.839	3.839	(0.881)	349029	2.84502	377.45
$ 155 2-Fluorobiphenyl	172	5.127	5.127	(0.908)	639293	2.85448	378.70
$ 156 Terphenyl-d14	244	7.933	7.910	(0.904)	1015738	4.17466	553.85
$ 157 Phenol-d5	99	3.180	3.175	(0.918)	540026	4.75606	630.99
$ 158 2-Fluorophenol	112	2.604	2.592	(0.752)	413227	4.88414	647.98
$ 159 2,4,6-Tribromophenol	330	6.233	6.221	(1.104)	141633	4.80771	637.84
$ 186 2-Chlorophenol-d4	132	3.310	3.310	(0.956)	446995	5.11005	677.95
$ 187 1,2-Dichlorobenzene-d4	152	3.575	3.575	(1.032)	133292	2.23977	297.15
M 195 Cresols, total	100	Compound Not Detected.					
101 Diphenylamine	169	Compound Not Detected.					

QC Flag Legend

Q - Qualifier signal failed the ratio test.
M - Compound response manually integrated.

TestAmerica North Canton

INTERNAL STANDARD COMPOUNDS
AREA AND RT SUMMARY

Instrument ID: a4ag2.i
Lab File ID: LV2FM1A5.D
Lab Smp Id: LV2FM1A5
Analysis Type: SV
Quant Type: ISTD
Operator: 046900
Method File: \\cansvr11\dd\chem\MSS\a4ag2.i\00311A.b\8270C-625.m
Misc Info:

Calibration Date: 11-MAR-2010
Calibration Time: 07:40
Client Smp ID: CPCSS-041-5019-SO
Level: LOW
Sample Type: SOIL

		AREA LIMIT			
COMPOUND	STANDARD	LOWER	UPPER	SAMPLE	%DIFF
1 1,4-Dichlorobenze	259601	129801	519202	149786	-42.30
2 Naphthalene-d8	1078163	539082	2156326	618641	-42.62
3 Acenaphthene-d10	568794	284397	1137588	389715	-31.48
4 Phenanthrene-d10	913603	456802	1827206	696506	-23.76
5 Chrysene-d12	1135801	567901	2271602	771840	-32.04
6 Perylene-d12	986779	493390	1973558	670355	-32.07

		RT LIMIT			
COMPOUND	STANDARD	LOWER	UPPER	SAMPLE	%DIFF
1 1,4-Dichlorobenze	3.46	2.96	3.96	3.46	0.00
2 Naphthalene-d8	4.36	3.86	4.86	4.36	0.00
3 Acenaphthene-d10	5.64	5.14	6.14	5.65	0.10
4 Phenanthrene-d10	6.74	6.24	7.24	6.75	0.17
5 Chrysene-d12	8.75	8.25	9.25	8.78	0.40
6 Perylene-d12	10.18	9.68	10.68	10.32	1.39

AREA UPPER LIMIT = +100% of internal standard area.
AREA LOWER LIMIT = - 50% of internal standard area.
RT UPPER LIMIT = + 0.50 minutes of internal standard RT.
RT LOWER LIMIT = - 0.50 minutes of internal standard RT.

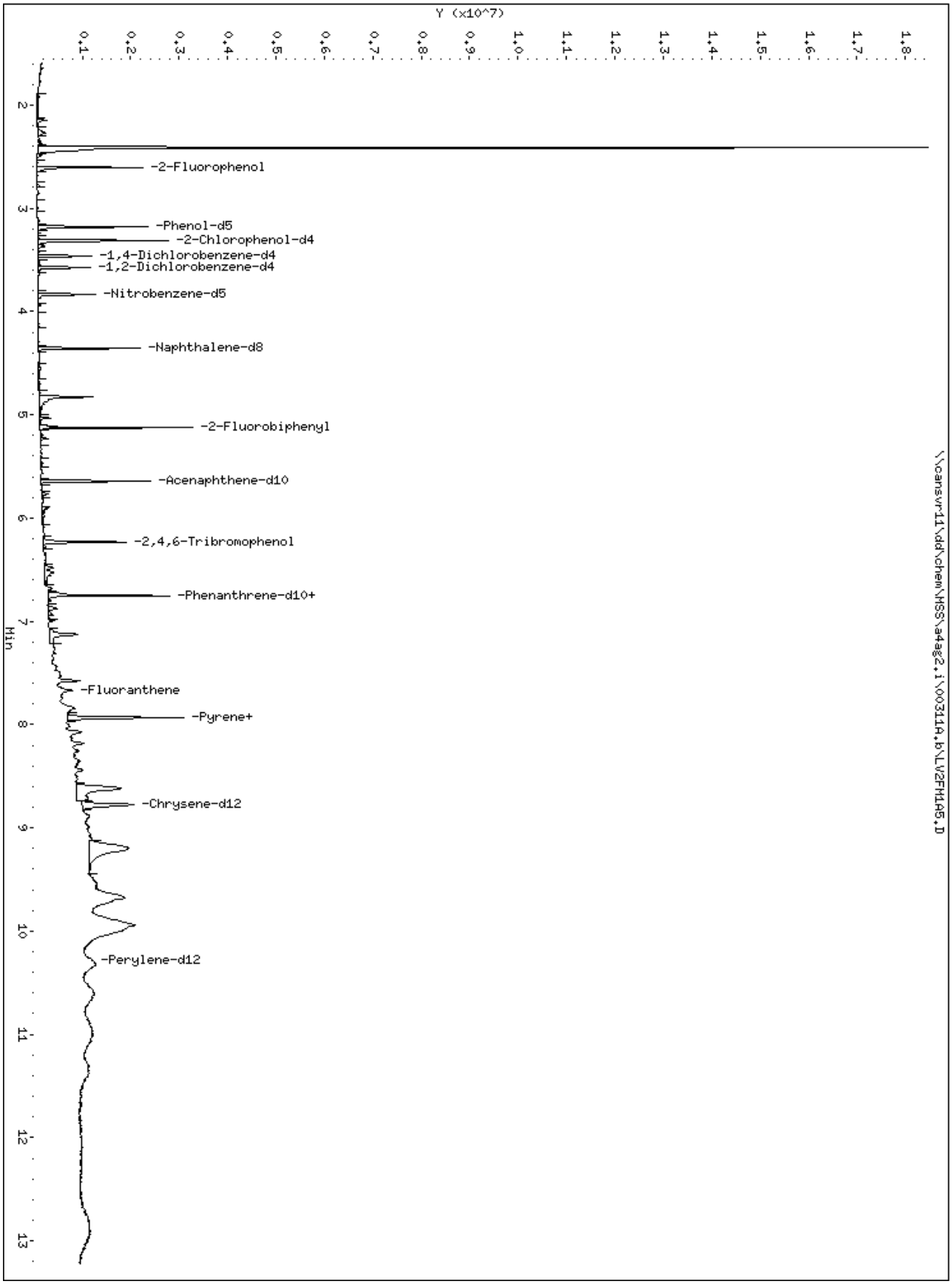
Y (x10^7)
0.1
0.2
0.3
0.4
0.5
0.6
0.7
0.8
0.9
1.0
1.1
1.2
1.3
1.4
1.5
1.6
1.7
1.8
2
3
4
5
6
7
8
9
10
11
12
13
Min
-2-Fluorophenol
-Phenol-d5
-2-Chlorophenol-d4
-1,4-Dichlorobenzene-d4
-1,2-Dichlorobenzene-d4
-Nitrobenzene-d5
-Naphthalene-d8
-2-Fluorobiphenyl
-Acenaphthene-d10
-2,4,6-Tribromophenol
-Phenanthrene-d10+
-Fluoranthene
-Pyrene+
-Chrysene-d12
-Perylene-d12
\\cansvr11\dd\chem\HSS\a4ag2.i\00311A.b\LV2FM105.D

115 Phenanthrene

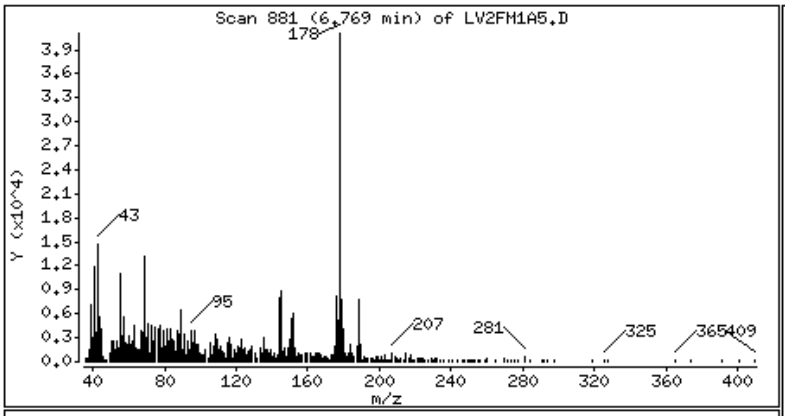

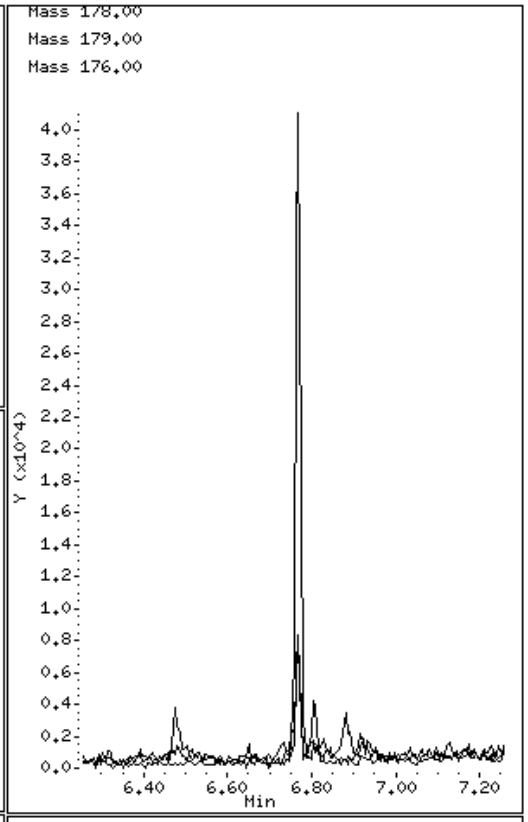

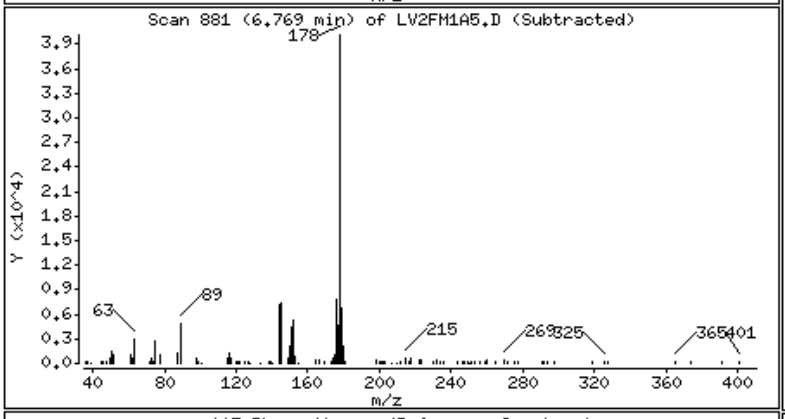

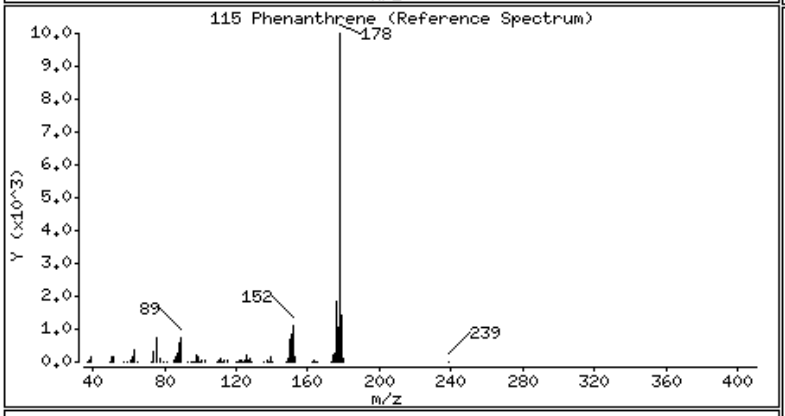

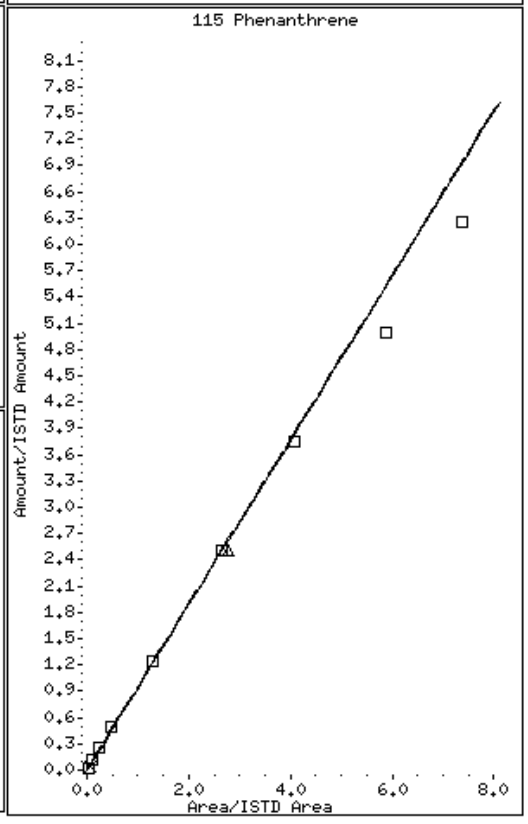

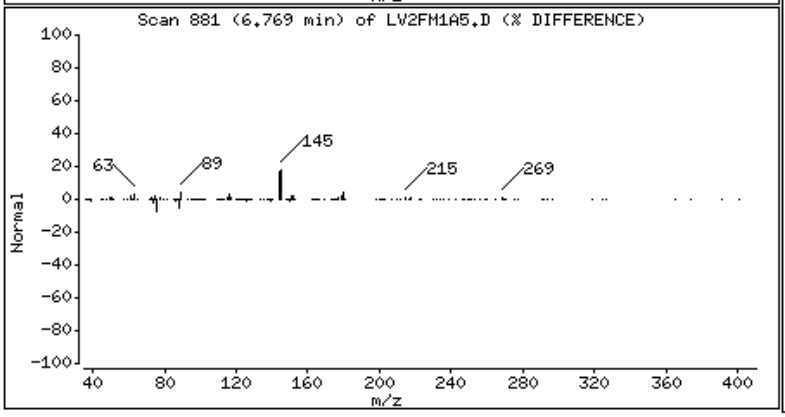

123 Fluoranthene

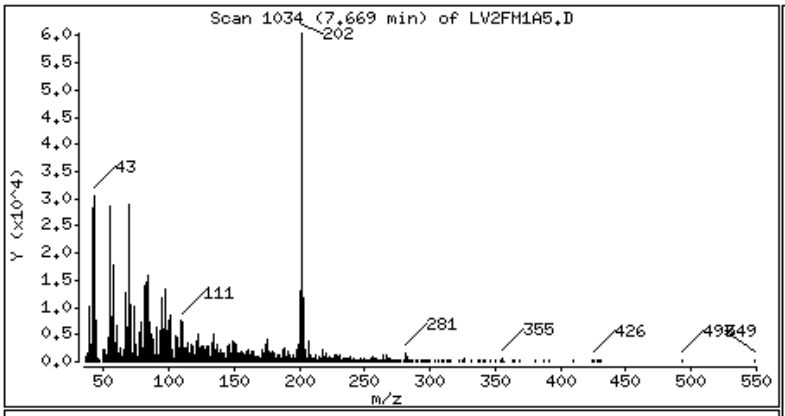

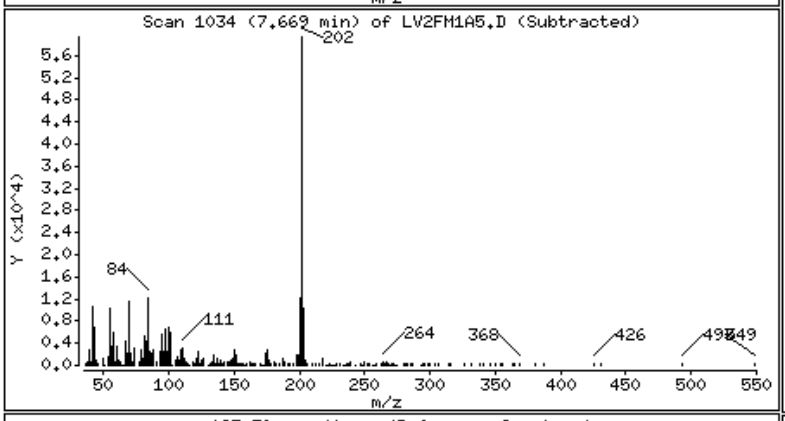

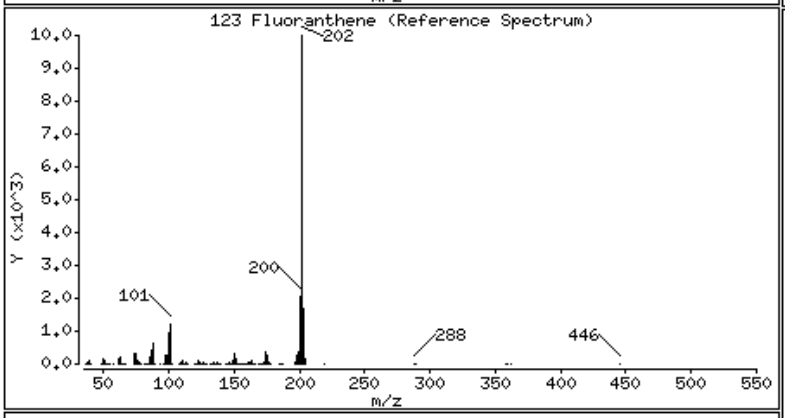

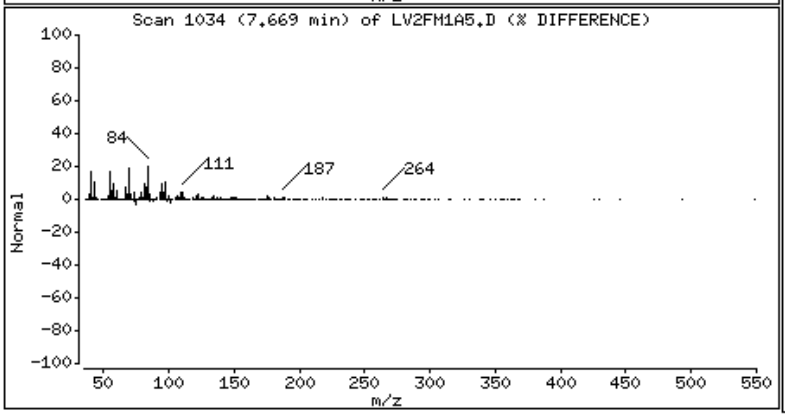

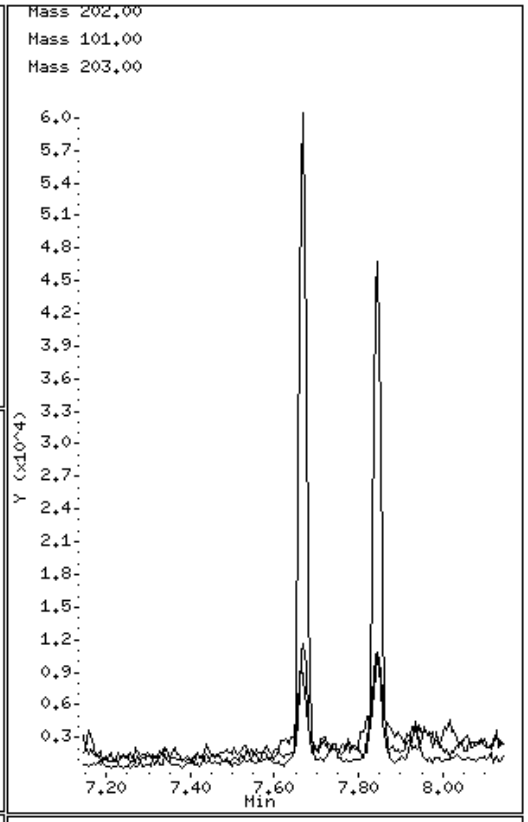

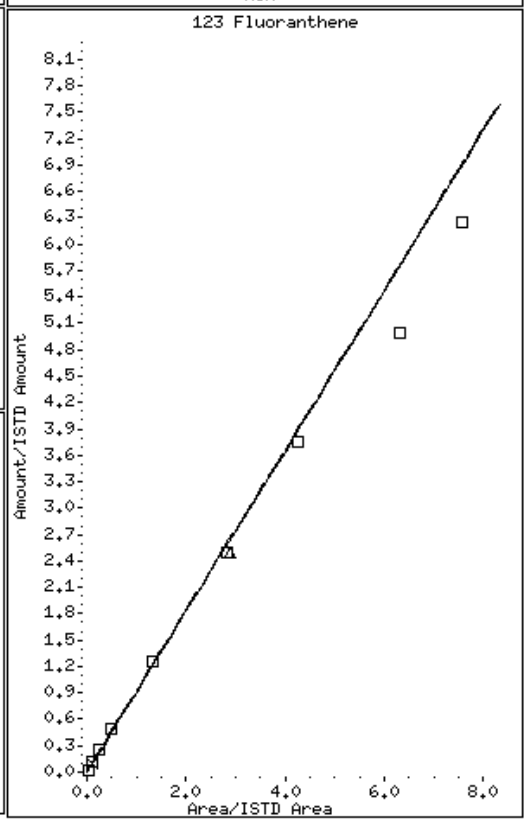

125 Pyrene

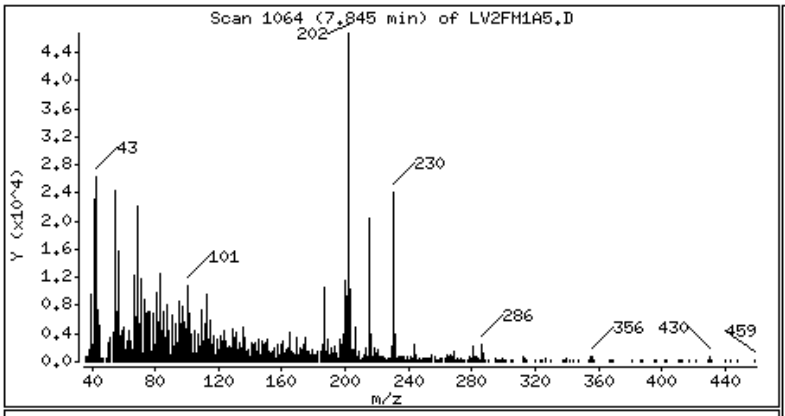
Scan 1064 (7.845 min) of LW2FM1A5.D
202
43
230
101
286
356
430
459
Y (x10^4)
m/z

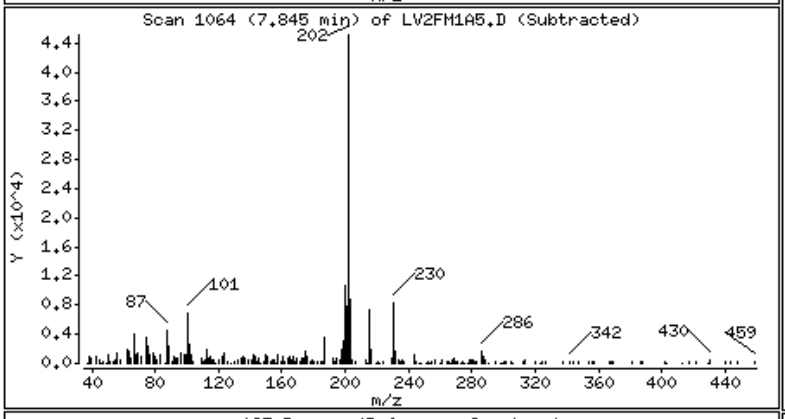
Scan 1064 (7.845 min) of LW2FM1A5.D (Subtracted)
202
87
101
230
286
342
430
459
Y (x10^4)
m/z

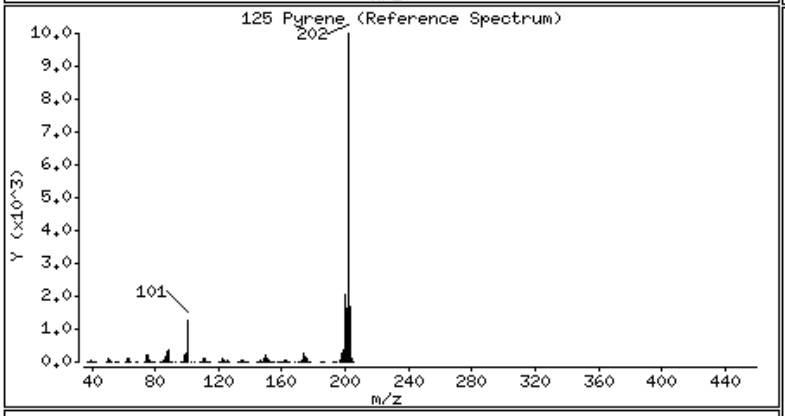
125 Pyrene (Reference Spectrum)
202
101
Y (x10^3)
m/z

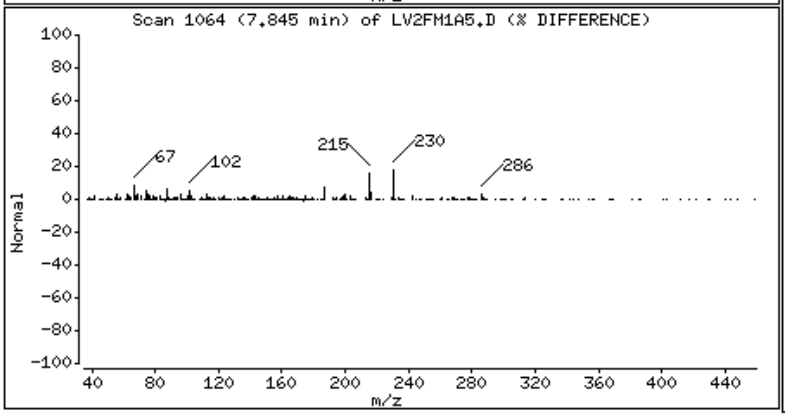
Scan 1064 (7.845 min) of LW2FM1A5.D (% DIFFERENCE)
67
102
215
230
286
Normal
m/z

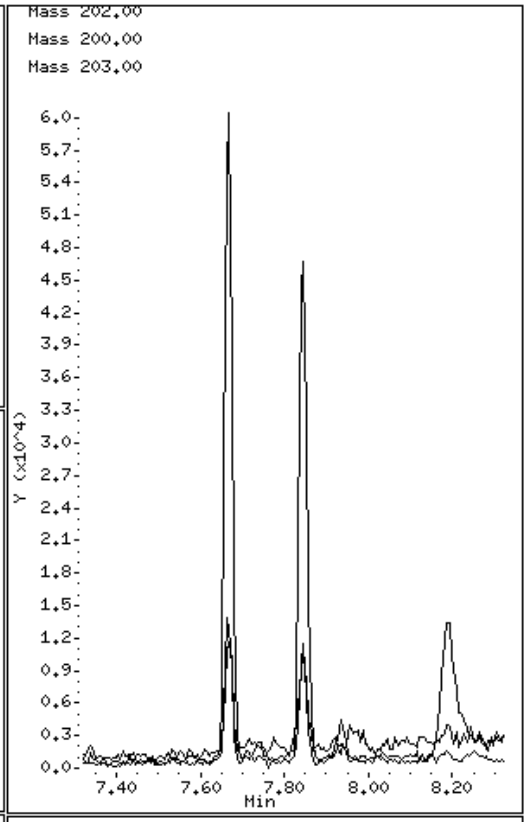
Mass 202.00
Mass 200.00
Mass 203.00
Y (x10^4)
Min

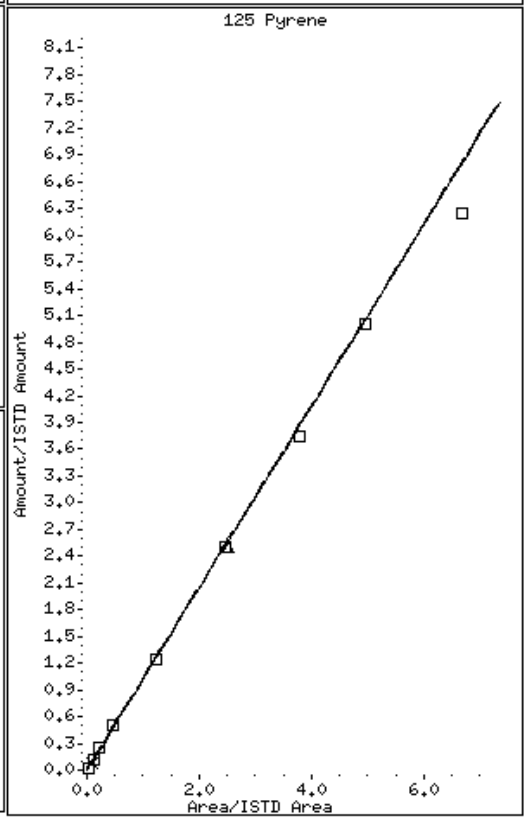
125 Pyrene
Amount/ISTD Amount
Area/ISTD Area

Data File Name: LV2FM1A5.D
Inj. Date and Time: 11-MAR-2010 10:51
Instrument ID: a4ag2.i
Client ID: CPCSS-041-5019-SO
Compound Name: Perylene-d12
CAS #: 1520-96-3
Report Date: 03/12/2010

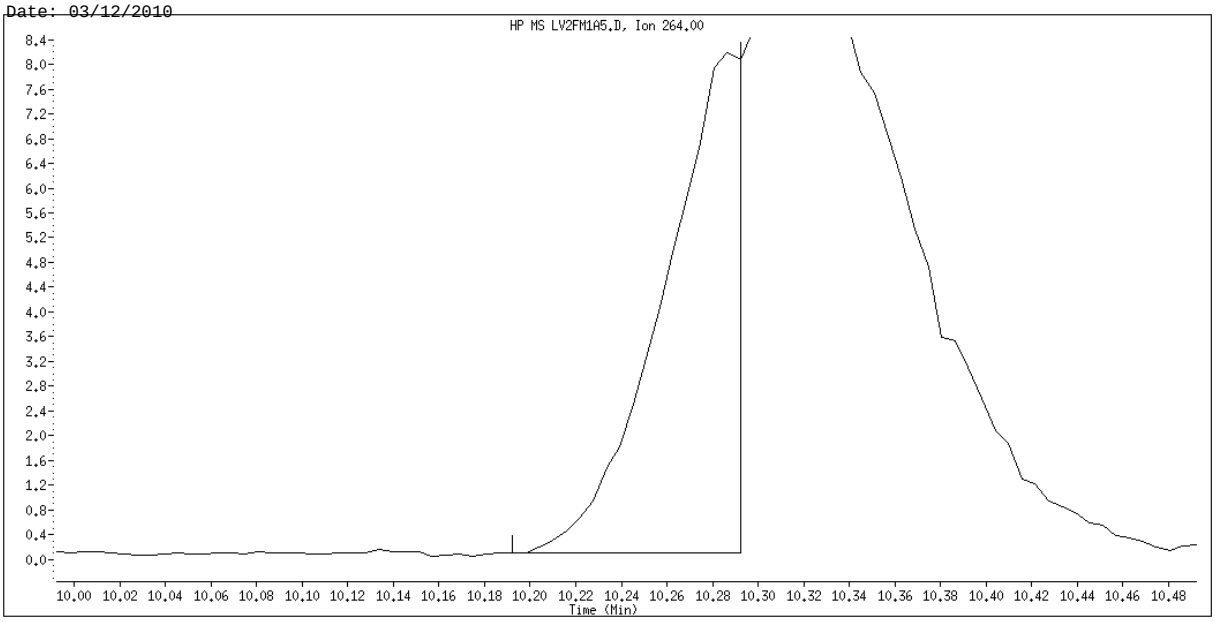

Original Integration

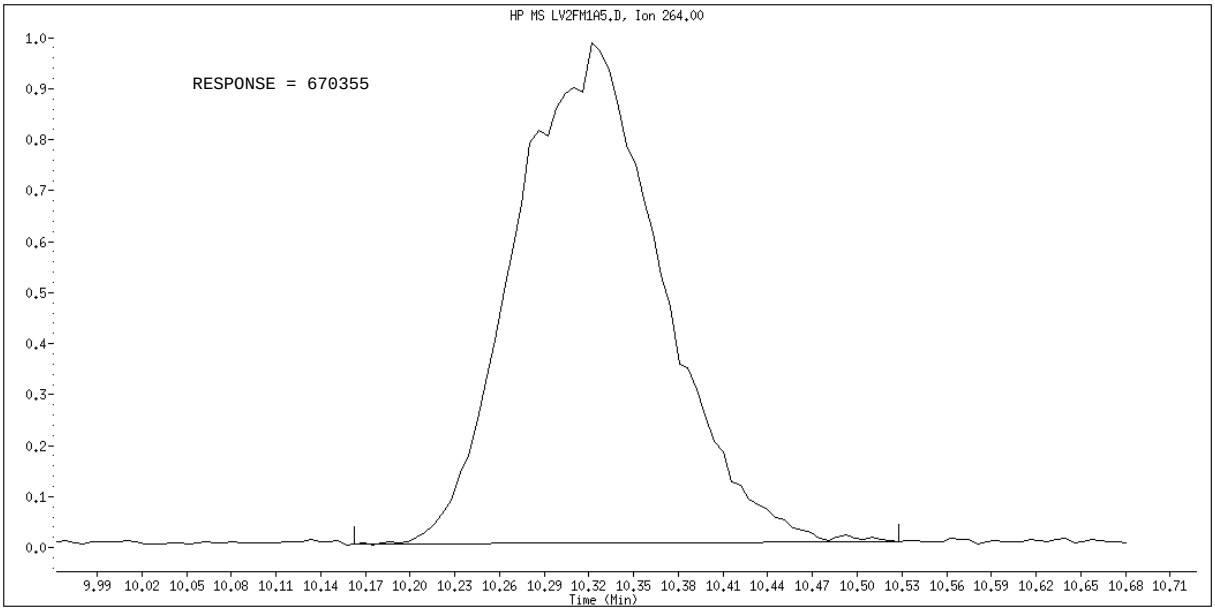

Manual Integration

Manually Integrated By: hulat
Manual Integration Reason: Unknown

Science Applications International Corp

Client Sample ID: CPCSS-042-5020-SO

GC/MS Semivolatiles

Lot-Sample #...: A0B240490-019 **Work Order #...:** LV2FP1A5 **Matrix.....:** SO
Date Sampled...: 02/23/10 08:50 **Date Received..:** 02/24/10
Prep Date.....: 02/25/10 **Analysis Date..:** 03/11/10
Prep Batch #...: 0056040
Dilution Factor: 1 **Initial Wgt/Vol:** 30.12 g **Final Wgt/Vol..:** 2 mL
% Moisture.....: 27 **Method.....:** SW846 8270C

PARAMETER	RESULT	REPORTING LIMIT	UNITS	MDL
Acenaphthene	ND	69	ug/kg	4.5
Acenaphthylene	ND	69	ug/kg	4.5
Anthracene	ND	69	ug/kg	4.5
Benzo(a)anthracene	**66 J**	**69**	**ug/kg**	**4.5**
Benzo(b)fluoranthene	ND	69	ug/kg	4.5
Benzo(k)fluoranthene	ND	69	ug/kg	4.5
Benzoic acid	ND	1100	ug/kg	460
Benzo(ghi)perylene	ND	69	ug/kg	4.5
Benzo(a)pyrene	**57 J**	**69**	**ug/kg**	**4.5**
Benzyl alcohol	ND	450	ug/kg	29
bis(2-Chloroethoxy) methane	ND	450	ug/kg	30
bis(2-Chloroethyl)-ether	ND	450	ug/kg	2.7
bis(2-Chloroisopropyl) ether	ND	450	ug/kg	13
bis(2-Ethylhexyl) phthalate	ND	450	ug/kg	26
4-Bromophenyl phenyl ether	ND	450	ug/kg	18
Butyl benzyl phthalate	ND	450	ug/kg	14
Carbazole	ND	69	ug/kg	37
4-Chloroaniline	ND	450	ug/kg	23
4-Chloro-3-methylphenol	ND	450	ug/kg	29
2-Chloronaphthalene	ND	450	ug/kg	4.5
2-Chlorophenol	ND	450	ug/kg	37
4-Chlorophenyl phenyl ether	ND	450	ug/kg	18
Dibenzo(a,h)anthracene	ND	69	ug/kg	4.5
Dibenzofuran	ND	450	ug/kg	27
Di-n-butyl phthalate	ND	450	ug/kg	21
1,2-Dichlorobenzene	ND	450	ug/kg	13
1,3-Dichlorobenzene	ND	450	ug/kg	15
1,4-Dichlorobenzene	ND	450	ug/kg	27
3,3'-Dichlorobenzidine	ND	450	ug/kg	25
2,4-Dichlorophenol	ND	450	ug/kg	27
Diethyl phthalate	ND	450	ug/kg	22
2,4-Dimethylphenol	ND	450	ug/kg	27

(Continued on next page)

Science Applications International Corp

Client Sample ID: CPCSS-042-5020-SO

GC/MS Semivolatiles

Lot-Sample #...: A0B240490-019 **Work Order #...:** LV2FP1A5 **Matrix.....:** SO

PARAMETER	RESULT	REPORTING LIMIT	UNITS	MDL
Dimethyl phthalate	ND	450	ug/kg	23
4,6-Dinitro-2-methylphenol	ND	1100	ug/kg	110
2,4-Dinitrophenol	ND	1100	ug/kg	110
2,4-Dinitrotoluene	ND	450	ug/kg	37
2,6-Dinitrotoluene	ND	450	ug/kg	29
Di-n-octyl phthalate	ND	450	ug/kg	37
Fluoranthene	**110**	**69**	**ug/kg**	**4.5**
Fluorene	ND	69	ug/kg	4.5
Hexachlorobenzene	ND	450	ug/kg	2.9
Hexachlorobutadiene	ND	450	ug/kg	37
Hexachlorocyclopenta-diene	ND	450	ug/kg	37
Hexachloroethane	ND	450	ug/kg	12
Indeno(1,2,3-cd)pyrene	ND	69	ug/kg	4.5
Isophorone	ND	450	ug/kg	18
2-Methylnaphthalene	ND	450	ug/kg	4.5
2-Methylphenol	ND	450	ug/kg	110
3-Methylphenol & 4-Methylphenol	ND	450	ug/kg	27
Naphthalene	ND	69	ug/kg	4.5
2-Nitroaniline	ND	1100	ug/kg	12
3-Nitroaniline	ND	1100	ug/kg	22
4-Nitroaniline	ND	1100	ug/kg	36
Nitrobenzene	ND	450	ug/kg	3.0
2-Nitrophenol	ND	450	ug/kg	37
4-Nitrophenol	ND	1100	ug/kg	110
N-Nitrosodiphenylamine	ND	450	ug/kg	29
N-Nitrosodi-n-propyl-amine	ND	450	ug/kg	37
Pentachlorophenol	ND	450	ug/kg	110
Phenanthrene	**93**	**69**	**ug/kg**	**4.5**
Phenol	ND	450	ug/kg	37
Pyrene	**79**	**69**	**ug/kg**	**4.5**
1,2,4-Trichloro-benzene	ND	450	ug/kg	37
2,4,5-Trichloro-phenol	ND	450	ug/kg	34
2,4,6-Trichloro-phenol	ND	450	ug/kg	110
Chrysene	ND	69	ug/kg	1.5

(Continued on next page)

Science Applications International Corp

Client Sample ID: CPCSS-042-5020-SO

GC/MS Semivolatiles

Lot-Sample #...: A0B240490-019 **Work Order #...:** LV2FP1A5 **Matrix.....:** SO

SURROGATE	PERCENT RECOVERY	RECOVERY LIMITS
2-Fluorobiphenyl	57	(45 - 105)
2-Fluorophenol	66	(35 - 105)
Phenol-d5	69	(40 - 100)
2,4,6-Tribromophenol	69	(35 - 125)
Nitrobenzene-d5	58	(35 - 100)
Terphenyl-d14	82	(30 - 125)

NOTE(S):

Results and reporting limits have been adjusted for dry weight.

J Estimated: The analyte was positively identified; the quanitation is estimated.

TestAmerica North Canton

Semivolatile REPORT SW-846 Method 8270

Data file : \\cansvr11\dd\chem\MSS\a4ag2.i\00311A.b\LV2FP1A5.D
Lab Smp Id: LV2FP1A5 Client Smp ID: CPCSS-042-5020-SO
Inj Date : 11-MAR-2010 11:09
Operator : 046900 Inst ID: a4ag2.i
Smp Info : LV2FP1A5,00311A.b,8270C-625,3-827042.SUB
Misc Info :
Comment   :
Method   : \\cansvr11\dd\chem\MSS\a4ag2.i\00311A.b\8270C-625.m
Meth Date : 12-Mar-2010 07:29 hulat Quant Type: ISTD
Cal Date : 10-MAR-2010 09:48 Cal File: 2SML0310.D
Als bottle: 14
Dil Factor: 1.00000
Integrator: HP RTE Compound Sublist: 3-827042.SUB
Target Version: 4.14
Processing Host: CANPMSSV04

Concentration Formula: Amt * DF * Uf * Vt/(Vi * Ws) * CpndVariable

Name	Value	Description
DF	1.000	Dilution Factor
Uf	1.000	ng unit correction factor
Vt	2000.000	Volume of final extract (uL)(1000 low, 2
Vi	0.50000	Volume injected (uL)
Ws	30.120	Weight of sample extracted (g)
Cpnd Variable		Local Compound Variable

Compounds	QUANT SIG MASS	RT	EXP RT	REL RT	RESPONSE	CONCENTRATIONS ON-COLUMN (NG)	FINAL (ug/kg)	
* 1 1,4-Dichlorobenzene-d4	152	3.463	3.463	(1.000)	156194	2.00000		(Q)
* 2 Naphthalene-d8	136	4.357	4.357	(1.000)	670334	2.00000		
* 3 Acenaphthene-d10	164	5.645	5.639	(1.000)	424383	2.00000		
* 4 Phenanthrene-d10	188	6.751	6.739	(1.000)	772465	2.00000		
* 5 Chrysene-d12	240	8.786	8.745	(1.000)	907585	2.00000		
* 6 Perylene-d12	264	10.327	10.180	(1.000)	816398	2.00000		(H)
198 1,4-Dioxane	88	Compound Not Detected.						
9 Pyridine	79	Compound Not Detected.						
10 N-Nitrosodimethylamine	74	Compound Not Detected.						
12 3-Chloropropionitrile	54	Compound Not Detected.						
209 Benzaldehyde	77	Compound Not Detected.						
21 Aniline	93	Compound Not Detected.						
22 Phenol	94	Compound Not Detected.						
23 bis(2-Chloroethyl)ether	93	Compound Not Detected.						
24 2-Chlorophenol	128	Compound Not Detected.						
26 1,3-Dichlorobenzene	146	Compound Not Detected.						
27 1,4-Dichlorobenzene	146	Compound Not Detected.						
28 1,2-Dichlorobenzene	146	Compound Not Detected.						

29	Benzyl Alcohol	108	Compound Not Detected.
30	2-Methylphenol	108	Compound Not Detected.

	Compounds	QUANT SIG MASS	RT	EXP RT	REL RT	RESPONSE	CONCENTRATIONS ON-COLUMN (NG)	FINAL (ug/kg)
31	bis(2-Chloroisopropyl)ether	45	Compound Not Detected.					
37	Acetophenone	105	Compound Not Detected.					
32	N-Nitroso-di-n-propylamine	70	Compound Not Detected.					
192	4-Methylphenol	108	Compound Not Detected.					
34	Hexachloroethane	117	Compound Not Detected.					
35	Nitrobenzene	77	Compound Not Detected.					
41	Isophorone	82	Compound Not Detected.					
42	2-Nitrophenol	139	Compound Not Detected.					
43	2,4-Dimethylphenol	107	Compound Not Detected.					
44	bis(2-Chloroethoxy)methane	93	Compound Not Detected.					
46	2,4-Toluenediamene	121	Compound Not Detected.					
47	1,3,5-Trichlorobenzene	180	Compound Not Detected.					
48	2,4-Dichlorophenol	162	Compound Not Detected.					
49	Benzoic Acid	122	4.122	4.157	(0.946)	14450	1.03071	136.88(QMH)
50	1,2,4-Trichlorobenzene	180	Compound Not Detected.					
51	Naphthalene	128	Compound Not Detected.					
52	4-Chloroaniline	127	Compound Not Detected.					
56	Hexachlorobutadiene	225	Compound Not Detected.					
210	Caprolactam	113	Compound Not Detected.					
57	1,2,3-Trichlorobenzene	180	Compound Not Detected.					
59	4-Chloro-3-Methylphenol	107	Compound Not Detected.					
62	2-Methylnaphthalene	142	Compound Not Detected.					
63	1-Methylnaphthalene	142	Compound Not Detected.					
64	Hexachlorocyclopentadiene	237	Compound Not Detected.					
66	2,4,6-Trichlorophenol	196	Compound Not Detected.					
67	2,4,5-Trichlorophenol	196	Compound Not Detected.					
211	1,1'-Biphenyl	154	Compound Not Detected.					
68	1,2,3,5-Tetrachlorobenzene	216	Compound Not Detected.					
70	2-Chloronaphthalene	162	Compound Not Detected.					
73	2-Nitroaniline	65	Compound Not Detected.					
74	1,2,3,4-Tetrachlorobenzene	216	Compound Not Detected.					
76	Dimethylphthalate	163	Compound Not Detected.					
78	2,6-Dinitrotoluene	165	Compound Not Detected.					
79	Acenaphthylene	152	Compound Not Detected.					
80	1,2-Dinitrobenzene	168	Compound Not Detected.					
81	3-Nitroaniline	138	Compound Not Detected.					
82	Acenaphthene	153	Compound Not Detected.					
83	2,4-Dinitrophenol	184	Compound Not Detected.					
85	4-Nitrophenol	109	Compound Not Detected.					
86	Dibenzofuran	168	Compound Not Detected.					
87	2,4-Dinitrotoluene	165	Compound Not Detected.					
91	2,3,5,6-Tetrachlorophenol	232	Compound Not Detected.					
93	Diethylphthalate	149	Compound Not Detected.					
94	Fluorene	166	Compound Not Detected.					
95	4-Chlorophenyl-phenylether	204	Compound Not Detected.					
96	4-Nitroaniline	138	Compound Not Detected.					
98	4,6-Dinitro-2-methylphenol	198	Compound Not Detected.					
99	N-Nitrosodiphenylamine	169	Compound Not Detected.					
100	1,2-Diphenylhydrazine	77	Compound Not Detected.					
106	4-Bromophenyl-phenylether	248	Compound Not Detected.					
107	Hexachlorobenzene	284	Compound Not Detected.					
212	Atrazine	200	Compound Not Detected.					

111 Pentachlorophenol	266	Compound Not Detected.					
115 Phenanthrene	178	6.768	6.757 (1.003)		210575	0.51198	67.992
116 Anthracene	178	Compound Not Detected.					

	Compounds	QUANT SIG MASS	RT	EXP RT	REL RT	RESPONSE	CONCENTRATIONS ON-COLUMN (NG)	FINAL (ug/kg)
119	Carbazole	167	6.921	6.904	(1.025)	22603	0.05854	7.7743
120	Di-n-Butylphthalate	149	Compound Not Detected.					
123	Fluoranthene	202	7.668	7.645	(1.136)	255272	0.60182	79.923
124	Benzidine	184	Compound Not Detected.					
125	Pyrene	202	7.845	7.821	(0.893)	192541	0.43216	57.392
131	Butylbenzylphthalate	149	Compound Not Detected.					
133	3,3'-Dimethoxybenzidine	244	Compound Not Detected.					
135	3,3'-Dichlorobenzidine	252	Compound Not Detected.					
136	Benzo(a)Anthracene	228	8.804	8.739	(1.002)	164860	0.36150	48.008
137	Chrysene	228	Compound Not Detected.					
138	4,4'-Methylene bis(o-chloroan	231	Compound Not Detected.					
139	bis(2-ethylhexyl)Phthalate	149	8.721	8.692	(0.993)	41205	0.13379	17.768
140	Di-n-octylphthalate	149	Compound Not Detected.					
141	Benzo(b)fluoranthene	252	Compound Not Detected.					
142	Benzo(k)fluoranthene	252	Compound Not Detected.					
146	Benzo(a)pyrene	252	10.227	10.109	(0.990)	125118	0.31041	41.223(M)
149	Indeno(1,2,3-cd)pyrene	276	Compound Not Detected.					
150	Dibenz(a,h)anthracene	278	Compound Not Detected.					
151	Benzo(g,h,i)perylene	276	Compound Not Detected.					
$ 154	Nitrobenzene-d5	82	3.839	3.839	(0.881)	383524	2.88512	383.15
$ 155	2-Fluorobiphenyl	172	5.127	5.127	(0.908)	693624	2.84407	377.70
$ 156	Terphenyl-d14	244	7.933	7.910	(0.903)	1179395	4.12229	547.45
$ 157	Phenol-d5	99	3.180	3.175	(0.918)	608928	5.14287	682.98
$ 158	2-Fluorophenol	112	2.604	2.592	(0.752)	437770	4.96195	658.96
$ 159	2,4,6-Tribromophenol	330	6.233	6.221	(1.104)	166686	5.15070	684.02
$ 186	2-Chlorophenol-d4	132	3.310	3.310	(0.956)	483549	5.30115	704.00
$ 187	1,2-Dichlorobenzene-d4	152	3.574	3.575	(1.032)	142950	2.30351	305.91
M 195	Cresols, total	100	Compound Not Detected.					
101	Diphenylamine	169	Compound Not Detected.					

QC Flag Legend

Q - Qualifier signal failed the ratio test.
M - Compound response manually integrated.
H - Operator selected an alternate compound hit.

TestAmerica North Canton

INTERNAL STANDARD COMPOUNDS
AREA AND RT SUMMARY

Instrument ID: a4ag2.i
Lab File ID: LV2FP1A5.D
Lab Smp Id: LV2FP1A5
Analysis Type: SV
Quant Type: ISTD
Operator: 046900
Method File: \\cansvr11\dd\chem\MSS\a4ag2.i\00311A.b\8270C-625.m
Misc Info:

Calibration Date: 11-MAR-2010
Calibration Time: 07:40
Client Smp ID: CPCSS-042-5020-SO
Level: LOW
Sample Type: SOIL

		AREA LIMIT			
COMPOUND	STANDARD	LOWER	UPPER	SAMPLE	%DIFF
1 1,4-Dichlorobenze	259601	129801	519202	156194	-39.83
2 Naphthalene-d8	1078163	539082	2156326	670334	-37.83
3 Acenaphthene-d10	568794	284397	1137588	424383	-25.39
4 Phenanthrene-d10	913603	456802	1827206	772465	-15.45
5 Chrysene-d12	1135801	567901	2271602	907585	-20.09
6 Perylene-d12	986779	493390	1973558	816398	-17.27

		RT LIMIT			
COMPOUND	STANDARD	LOWER	UPPER	SAMPLE	%DIFF
1 1,4-Dichlorobenze	3.46	2.96	3.96	3.46	-0.00
2 Naphthalene-d8	4.36	3.86	4.86	4.36	-0.00
3 Acenaphthene-d10	5.64	5.14	6.14	5.65	0.10
4 Phenanthrene-d10	6.74	6.24	7.24	6.75	0.17
5 Chrysene-d12	8.75	8.25	9.25	8.79	0.47
6 Perylene-d12	10.18	9.68	10.68	10.33	1.44

AREA UPPER LIMIT = +100% of internal standard area.
AREA LOWER LIMIT = - 50% of internal standard area.
RT UPPER LIMIT = + 0.50 minutes of internal standard RT.
RT LOWER LIMIT = - 0.50 minutes of internal standard RT.


Y (x10^7)
0.1
0.2
0.3
0.4
0.5
0.6
0.7
0.8
0.9
1.0
1.1
1.2
1.3
1.4
1.5
1.6
1.7
1.8
2
3
4
5
6
7
8
9
10
11
12
13
Min
-2-Fluorophenol
-Phenol-d5
-2-Chlorophenol-d4
-1,4-Dichlorobenzene-d4
-1,2-Dichlorobenzene-d4
-Nitrobenzene-d5
-Benzoic Acid
-Naphthalene-d8
-2-Fluorobiphenyl
-Acenaphthene-d10
-2,4,6-Tribromophenol
-Phenanthrene-d10+
-Carbazole
-Fluoranthene
-Pyrene+
-Chrysene-d12+
-Perylene-d12+
\\cansvr11\dd\chem\HSS\a4ag2.i\00311A.b\LV2FP105.D

49 Benzoic Acid

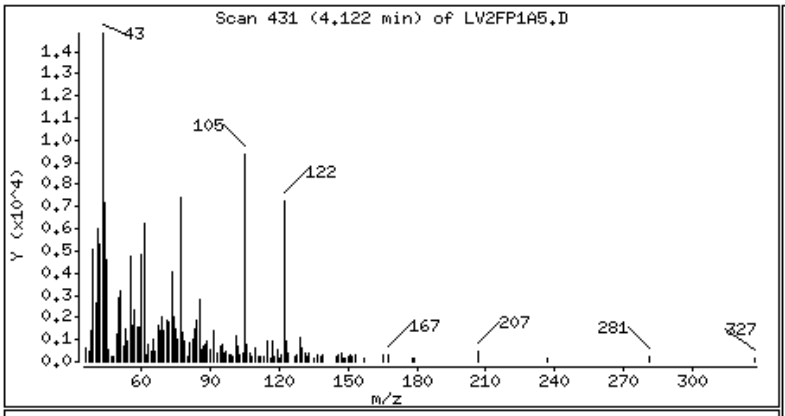

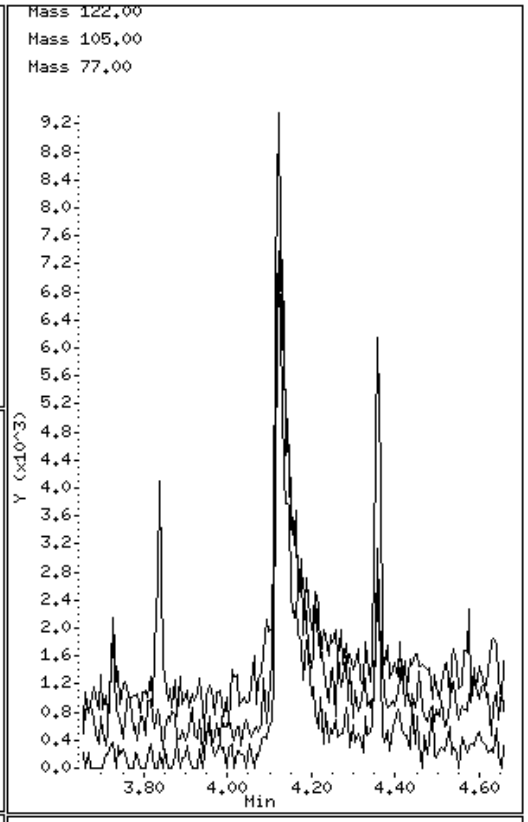

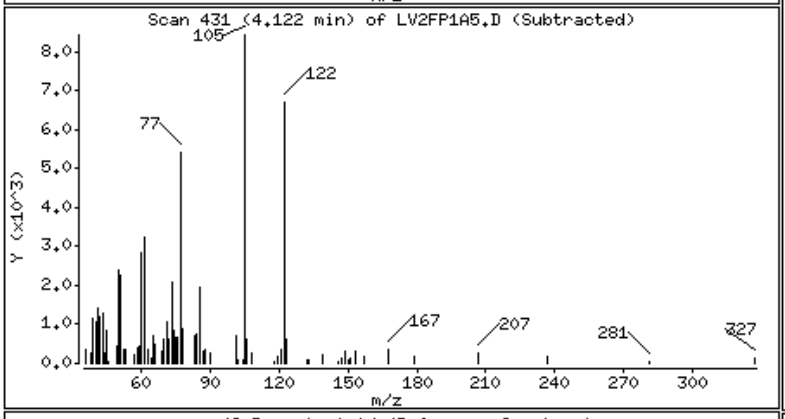

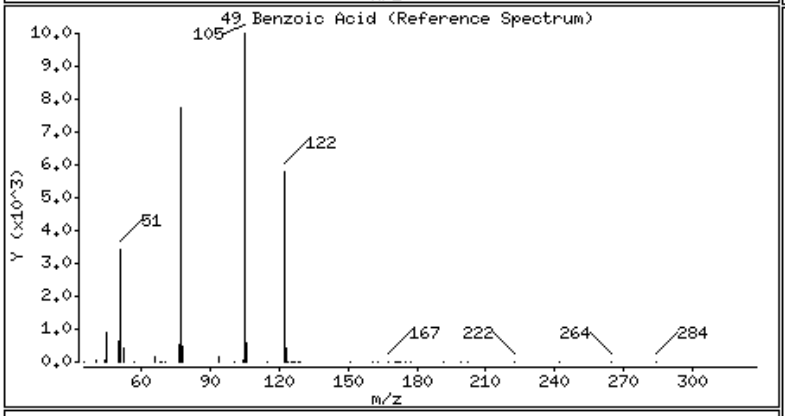

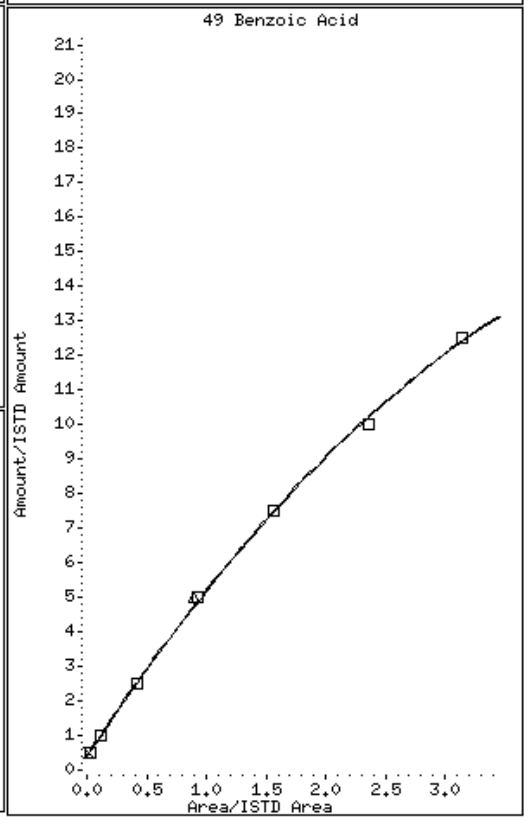

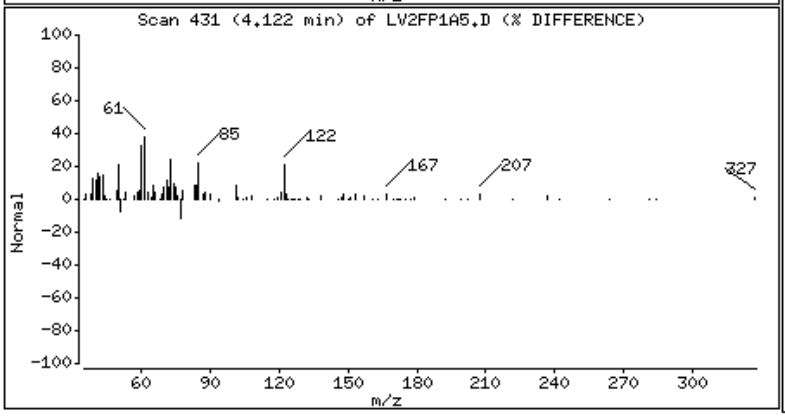

115 Phenanthrene

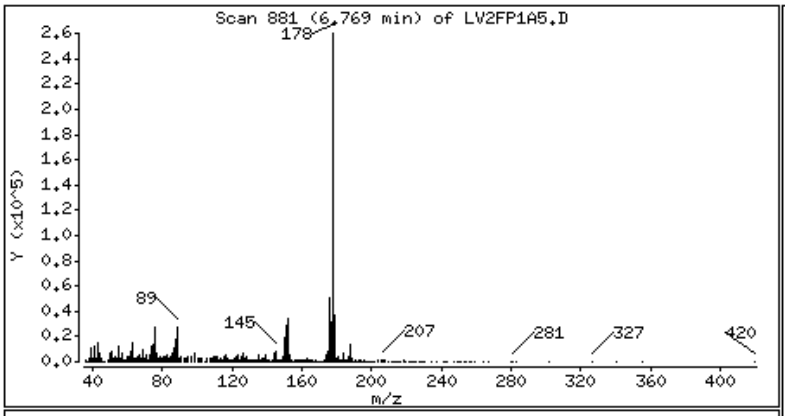

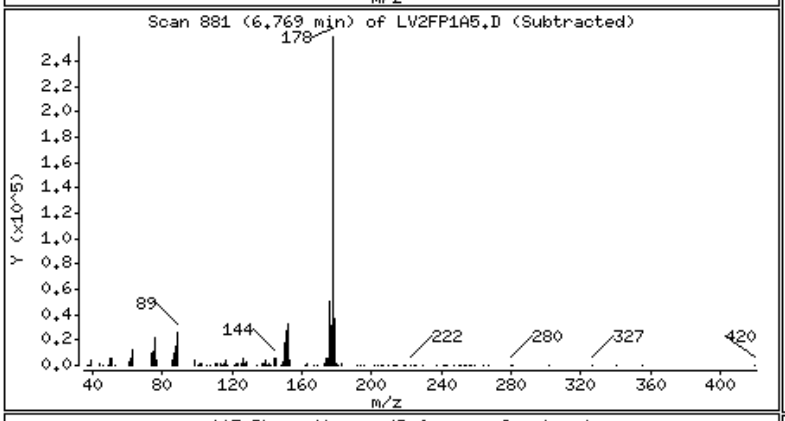

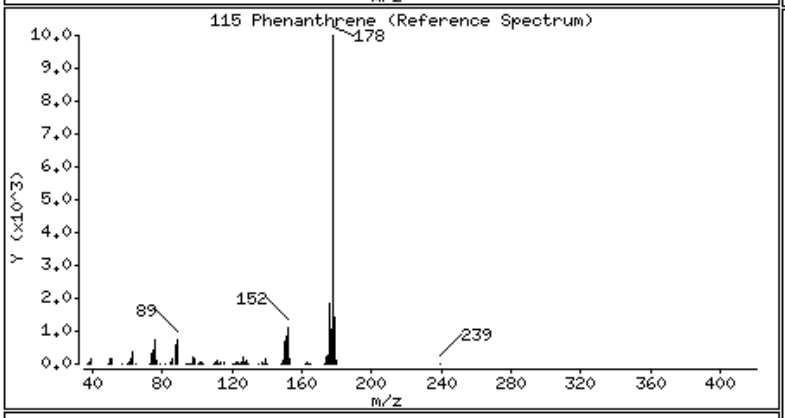

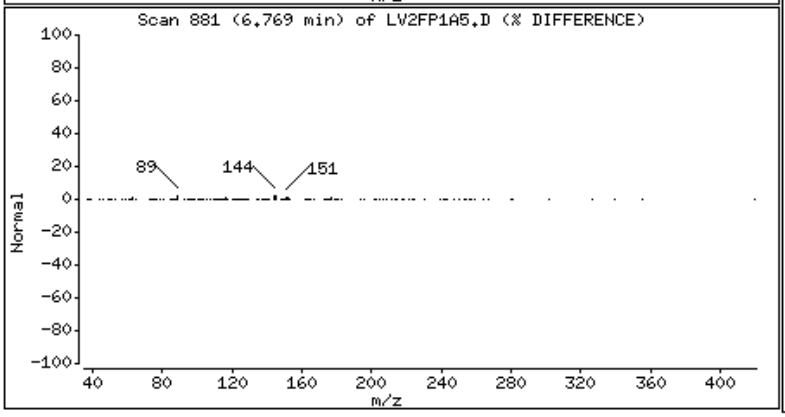

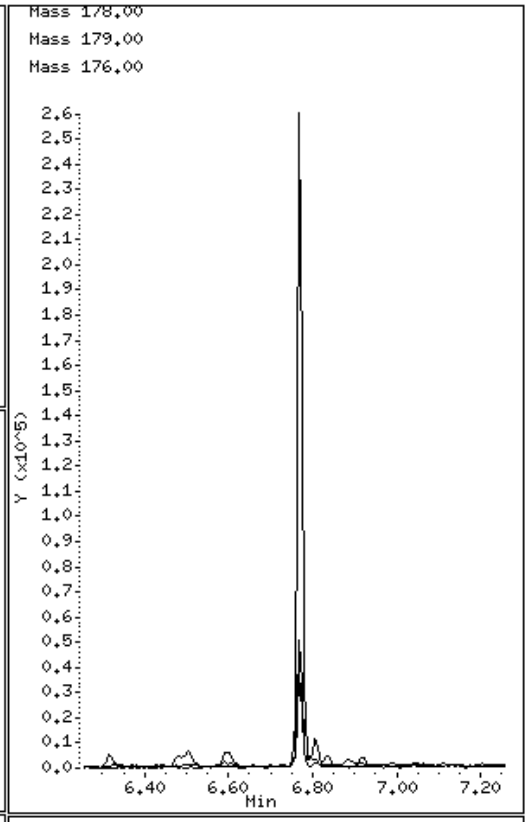

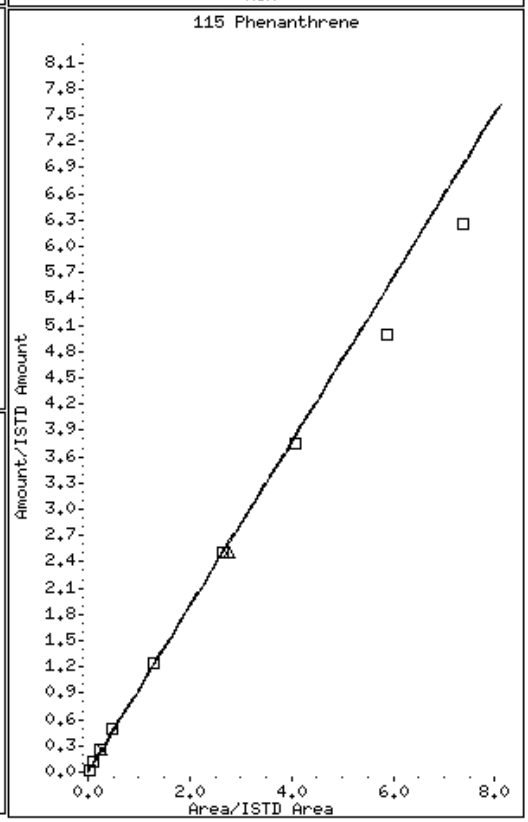

119 Carbazole

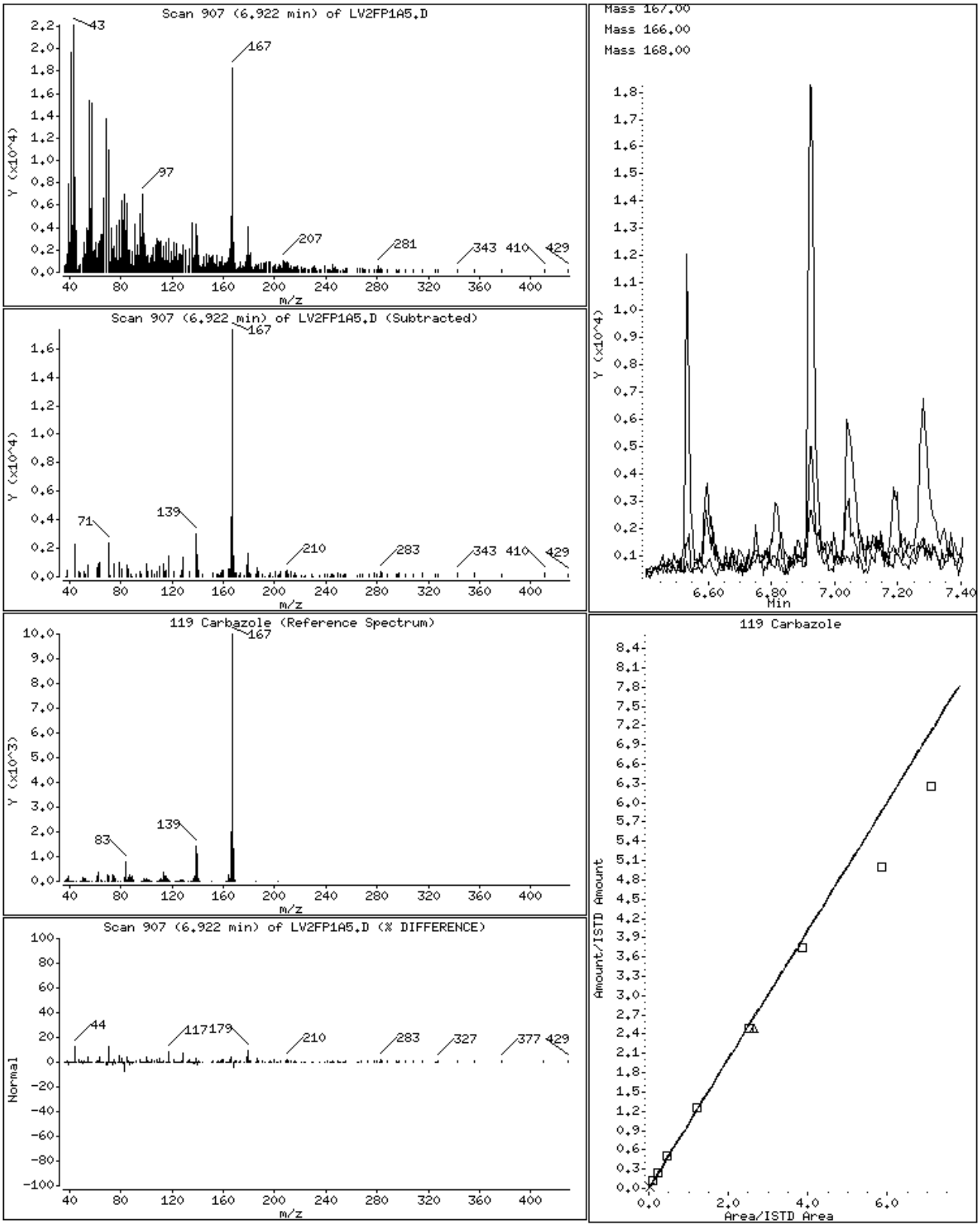

123 Fluoranthene

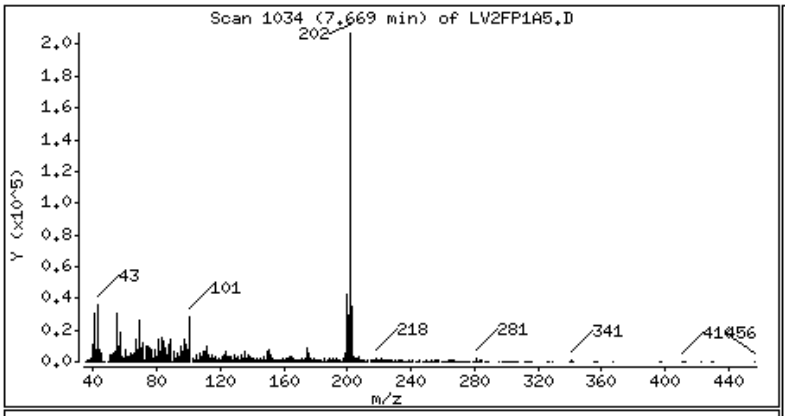

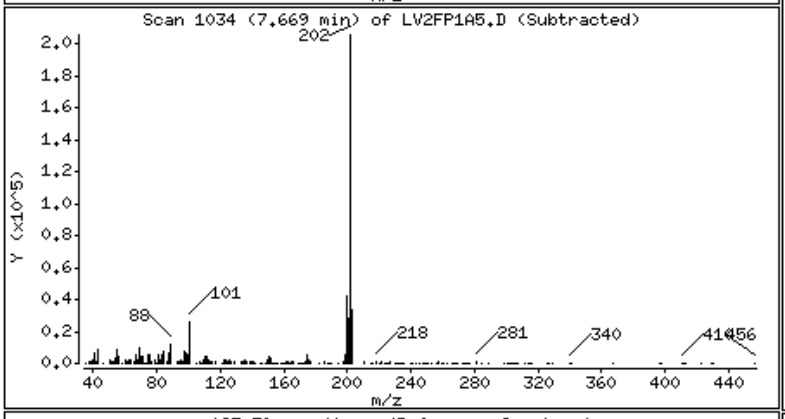

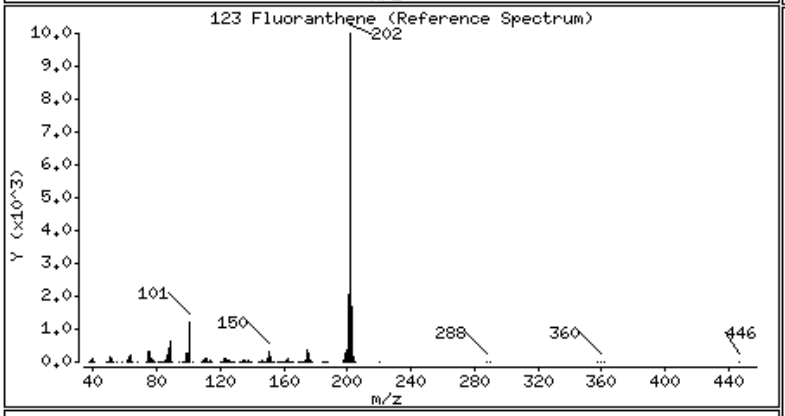

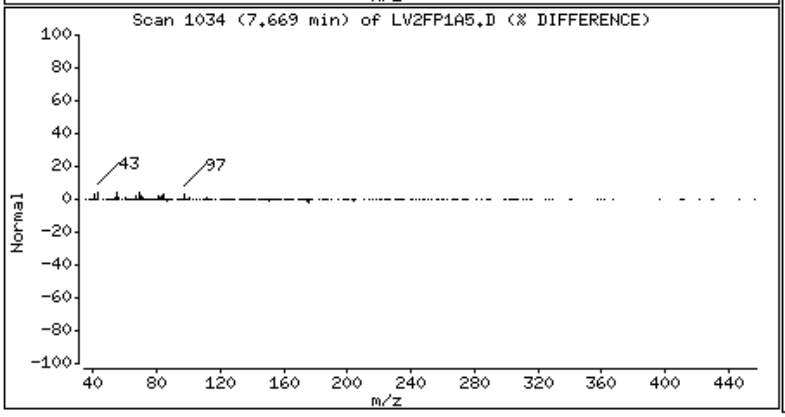

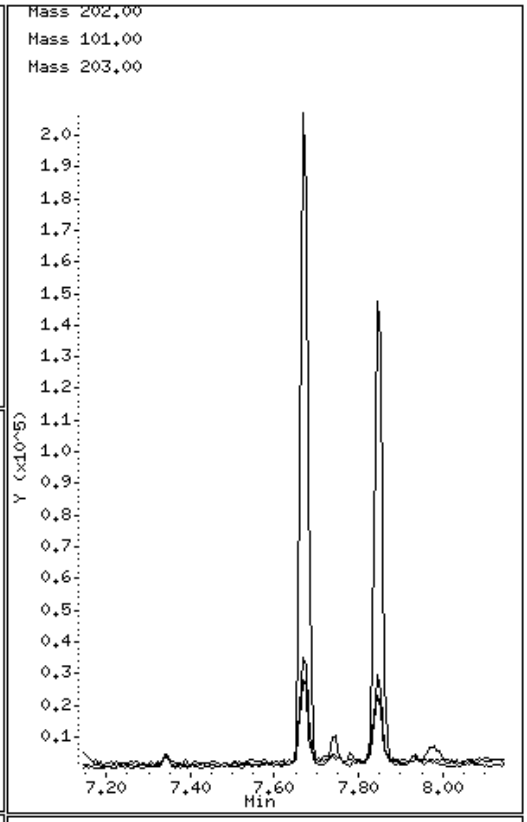

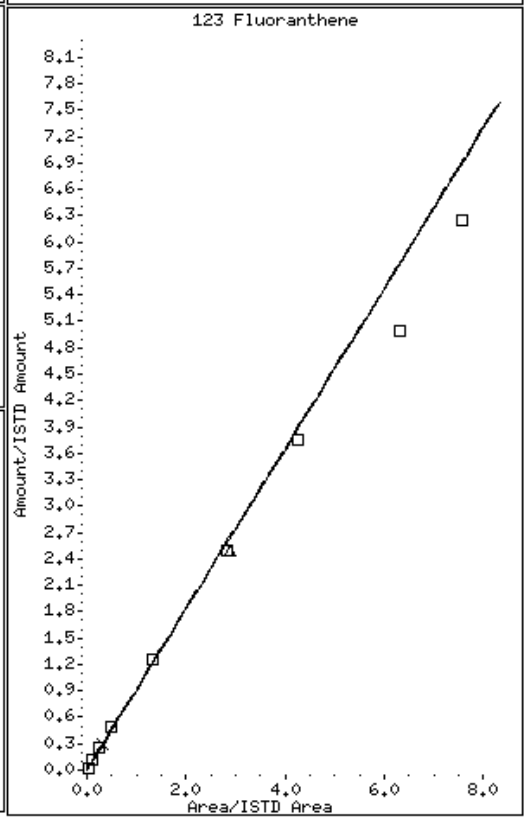

125 Pyrene

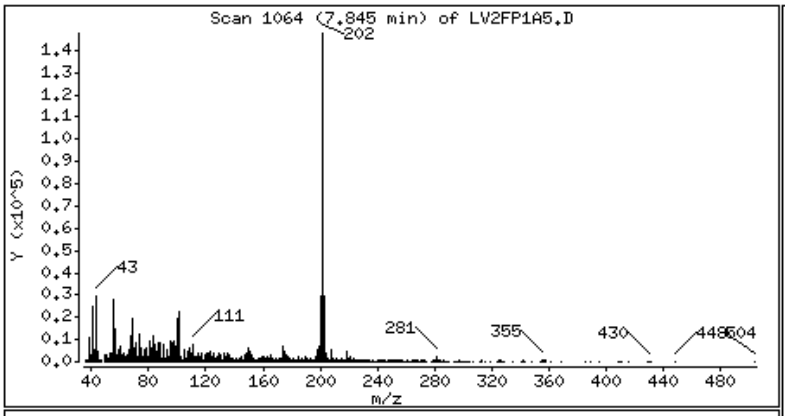
Scan 1064 (7.845 min) of LV2FP1A5.D
202
43
111
281
355
430
448
604
Y (x10^5)
m/z

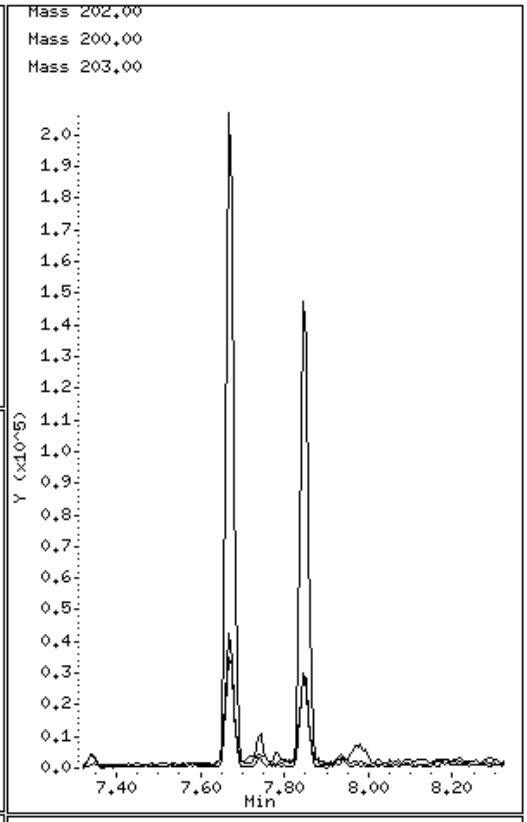
Mass 202.00
Mass 200.00
Mass 203.00
Y (x10^5)
Min

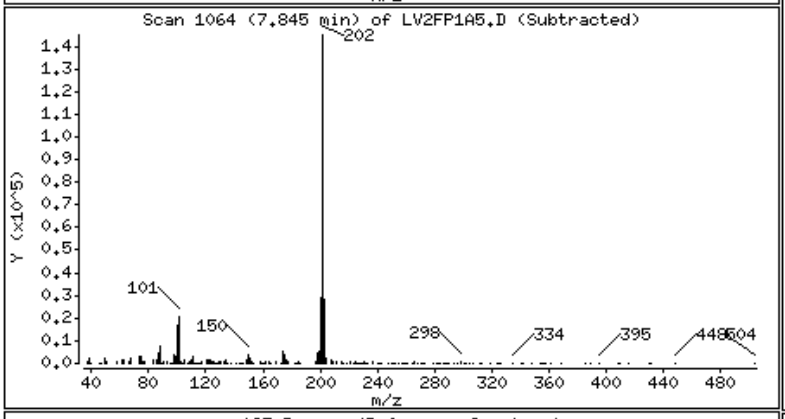
Scan 1064 (7.845 min) of LV2FP1A5.D (Subtracted)
202
101
150
298
334
395
448
604
Y (x10^5)
m/z

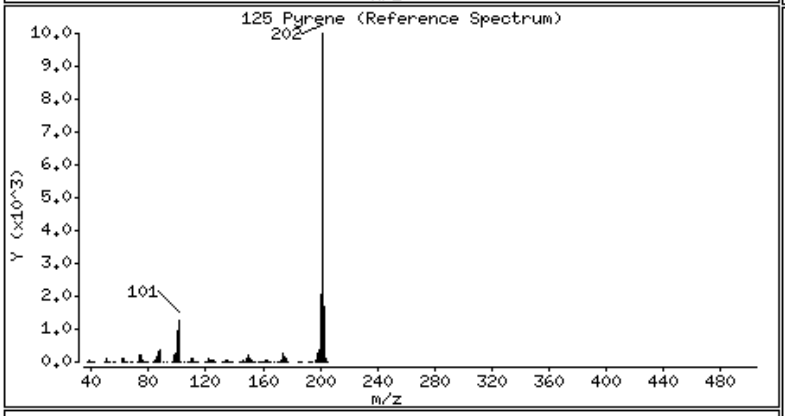
125 Pyrene (Reference Spectrum)
202
101
Y (x10^3)
m/z

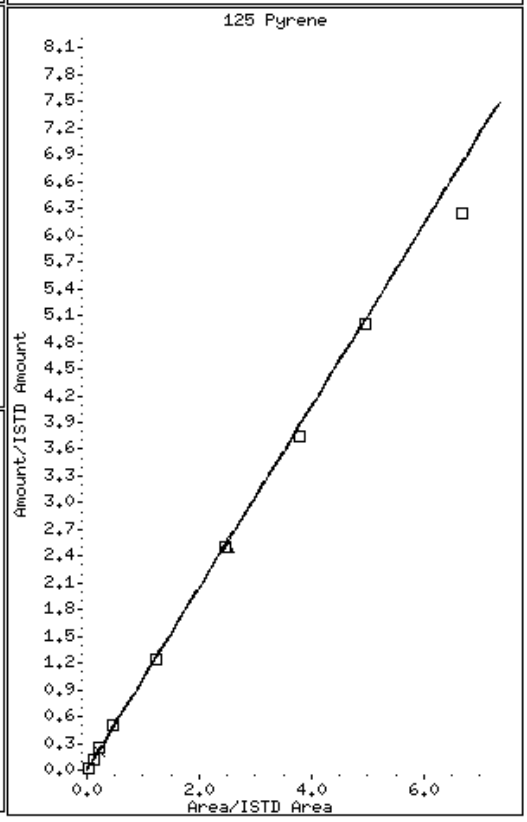
125 Pyrene
Amount/ISTD Amount
Area/ISTD Area

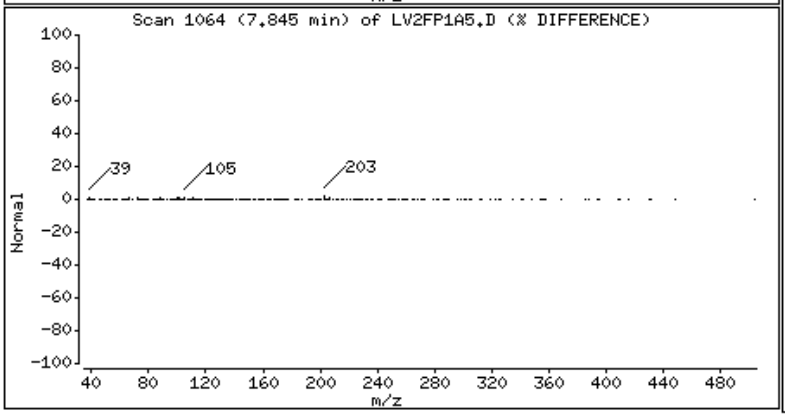
Scan 1064 (7.845 min) of LV2FP1A5.D (% DIFFERENCE)
39
105
203
Normal
m/z

136 Benzo(a)Anthracene

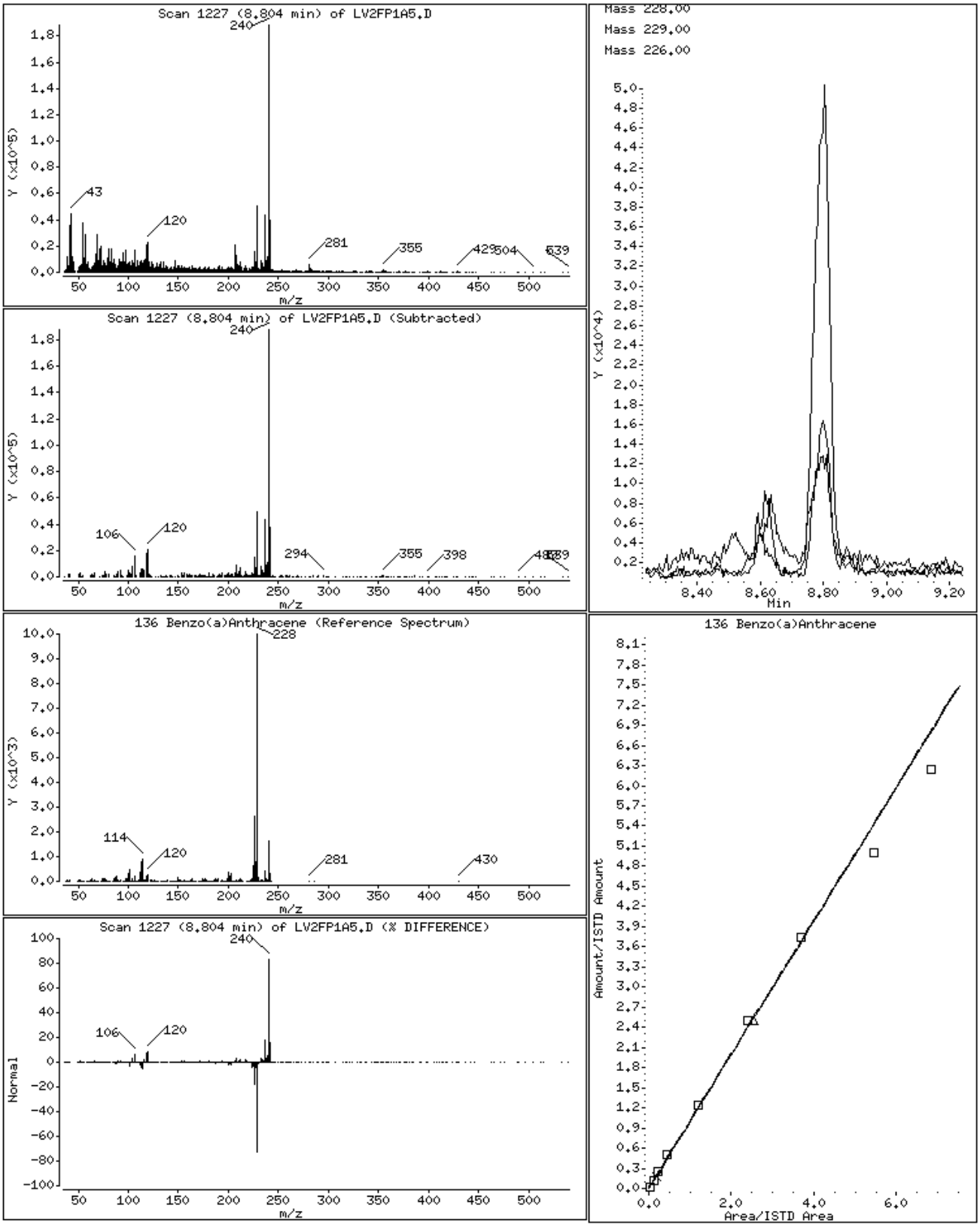

139 bis(2-ethylhexyl)Phthalate

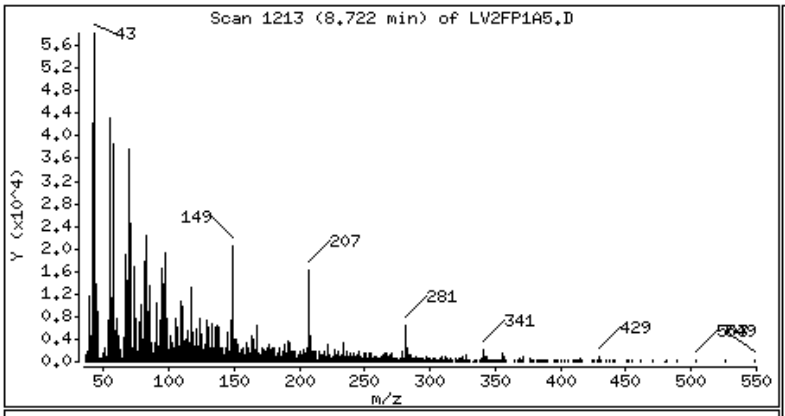

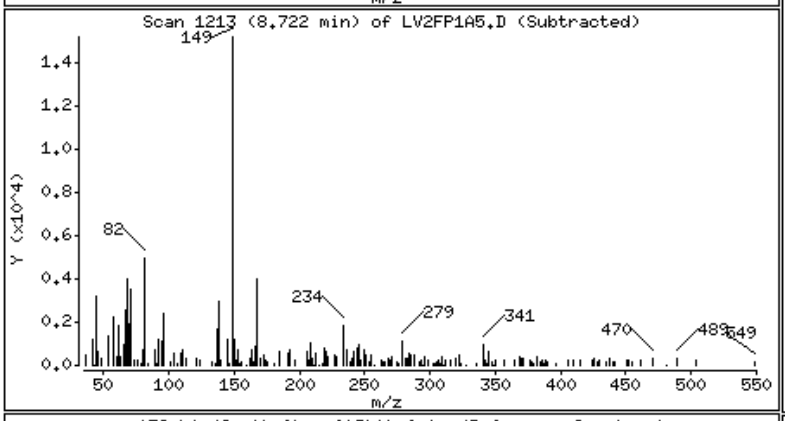

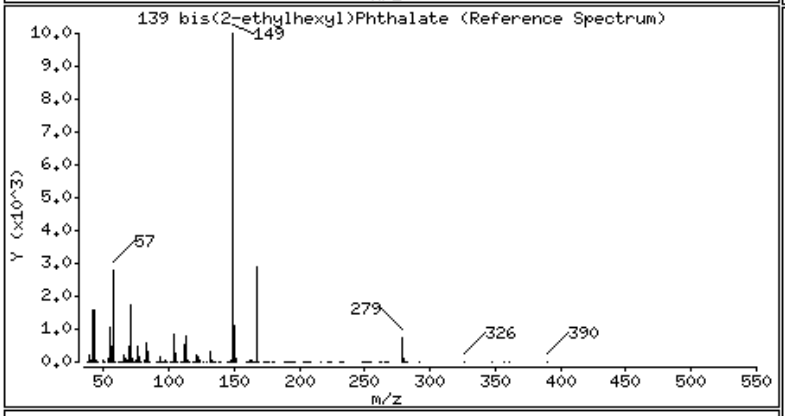

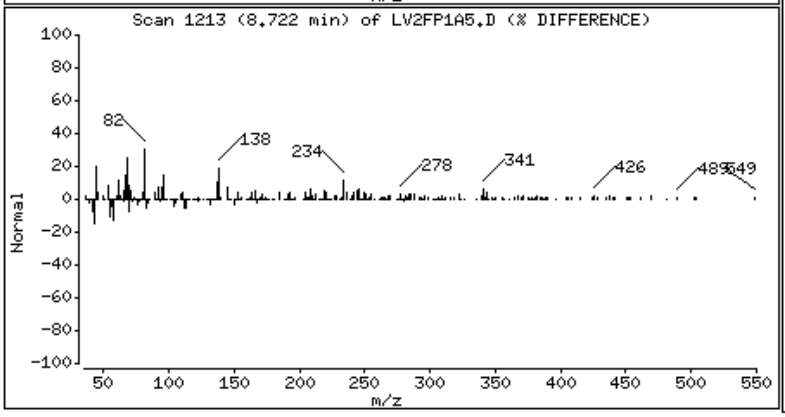

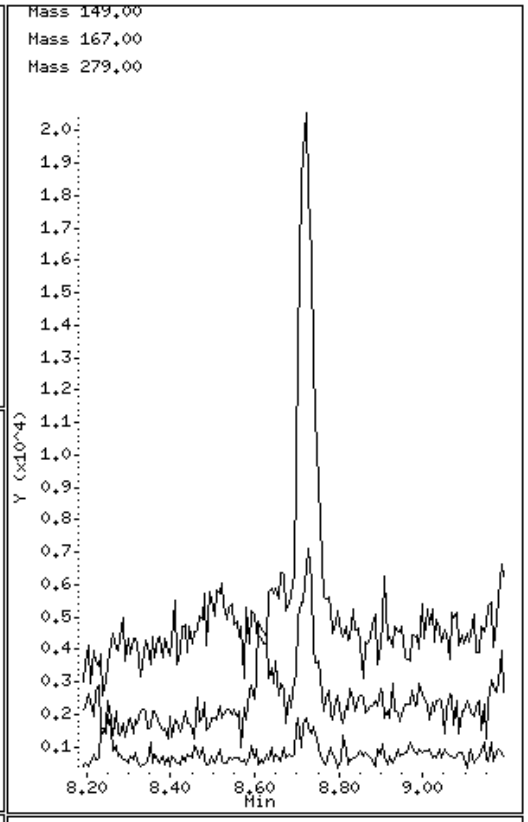

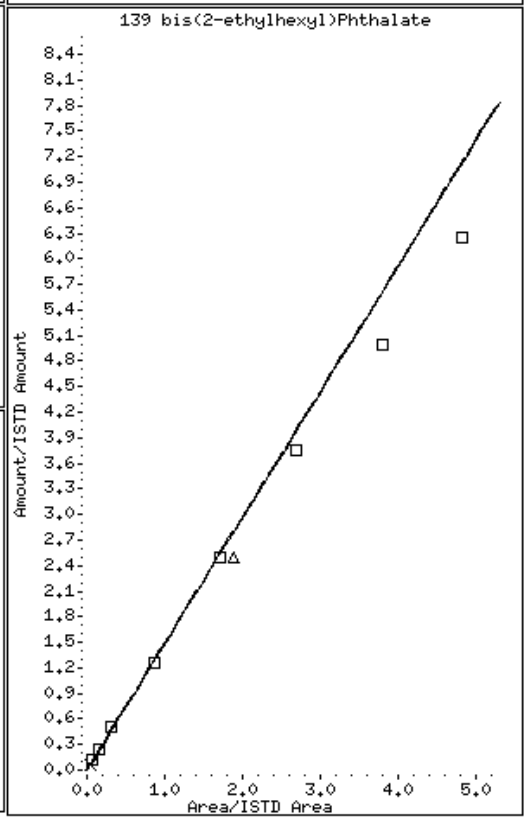

146 Benzo(a)pyrene

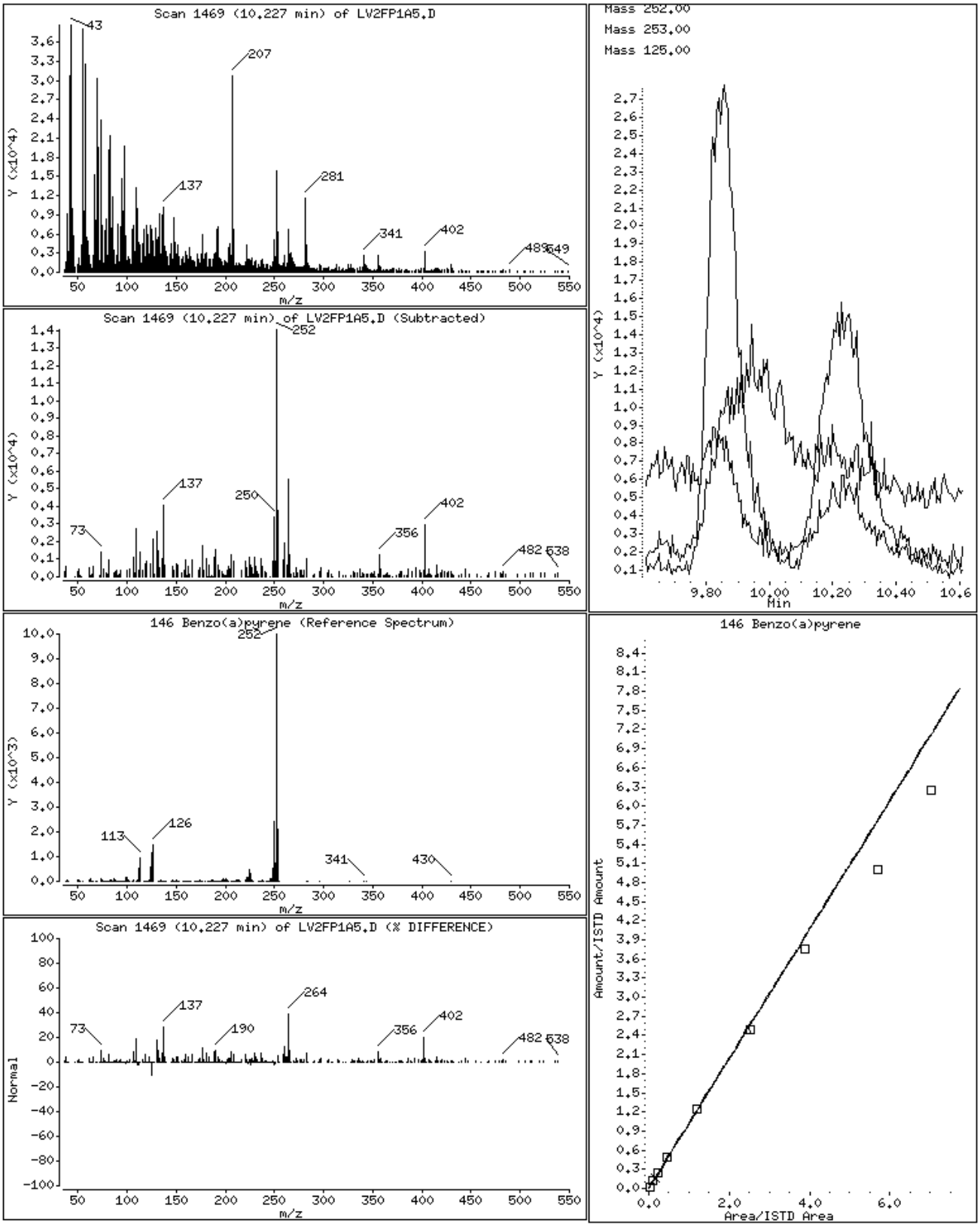

Data File Name: LV2FP1A5.D
Inj. Date and Time: 11-MAR-2010 11:09
Instrument ID: a4ag2.i
Client ID: CPCSS-042-5020-SO
Compound Name: Benzoic Acid
CAS #: 65-85-0
Report Date: 03/12/2010

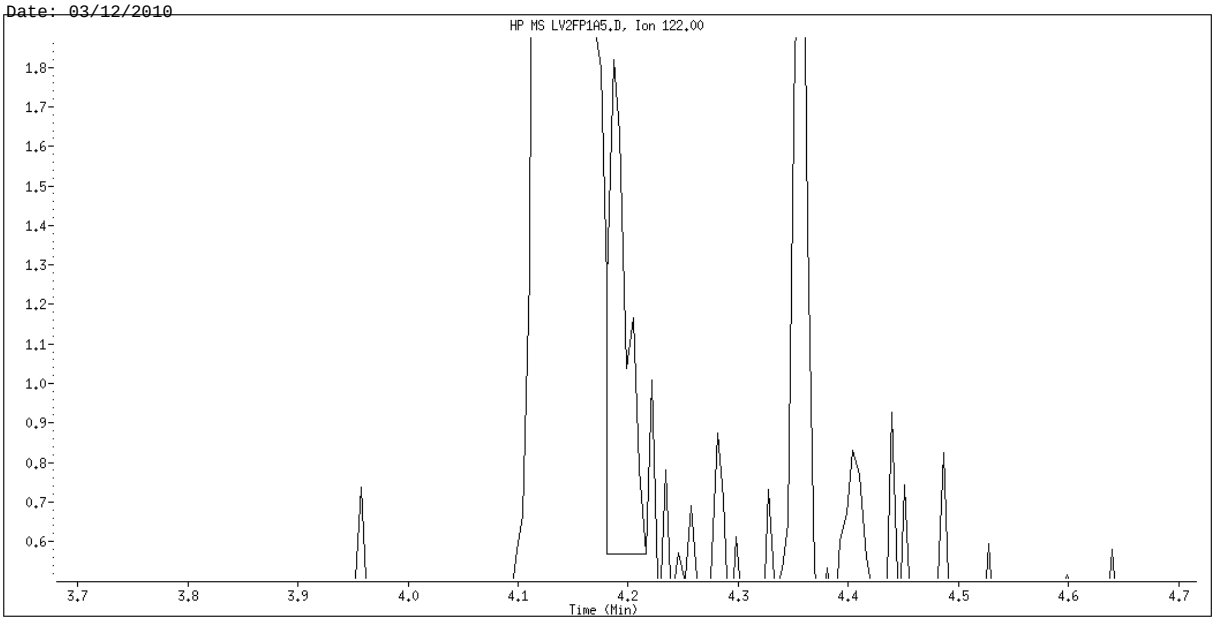

Original Integration

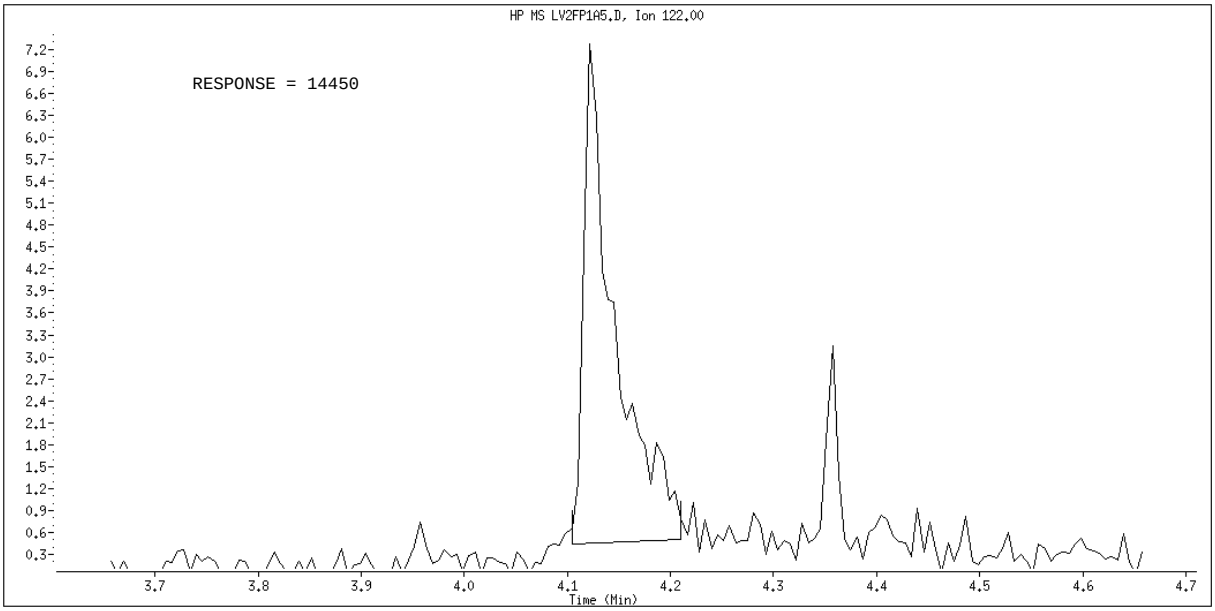

Manual Integration

Manually Integrated By: hulat
Manual Integration Reason: Poor Chromatography

Data File Name: LV2FP1A5.D
Inj. Date and Time: 11-MAR-2010 11:09
Instrument ID: a4ag2.i
Client ID: CPCSS-042-5020-SO
Compound Name: Benzo(a)pyrene
CAS #: 50-32-8
Report Date: 03/12/2010

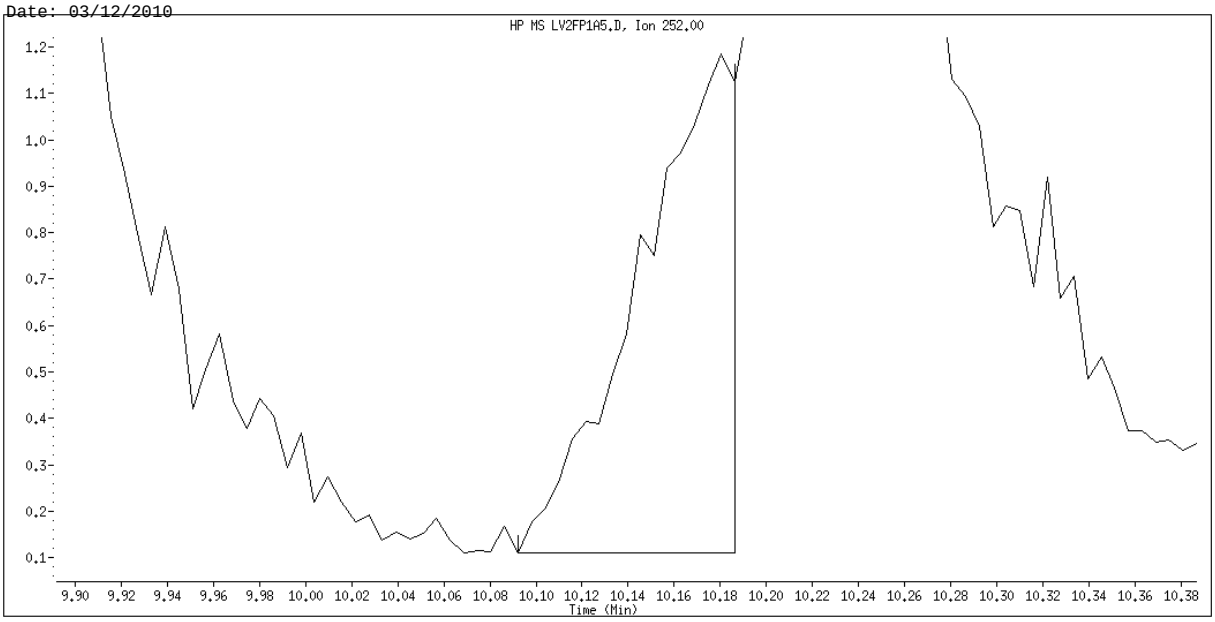

Original Integration

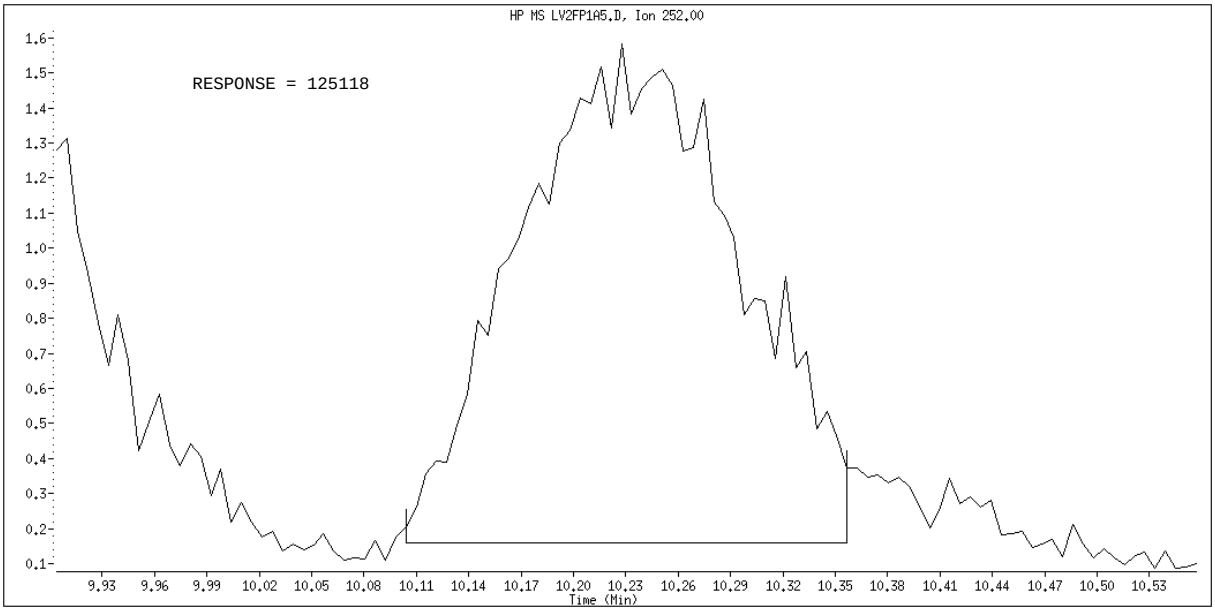

Manual Integration

Manually Integrated By: hulat
Manual Integration Reason: Poor Chromatography

Science Applications International Corp

Client Sample ID: CPCSS-043-5021-SO

GC/MS Semivolatiles

Lot-Sample #...: A0B240490-020 **Work Order #...:** LV2FQ1DQ **Matrix.....:** SO
Date Sampled...: 02/23/10 14:00 **Date Received..:** 02/24/10
Prep Date.....: 02/25/10 **Analysis Date..:** 03/11/10
Prep Batch #...: 0056040
Dilution Factor: 4 **Initial Wgt/Vol:** 30.1 g **Final Wgt/Vol..:** 2 mL
% Moisture.....: 55 **Method.....:** SW846 8270C

PARAMETER	RESULT	REPORTING LIMIT	UNITS	MDL
Acenaphthene	ND	450	ug/kg	30
Acenaphthylene	ND	450	ug/kg	30
Anthracene	ND	450	ug/kg	30
Benzo(a)anthracene	ND	450	ug/kg	30
Benzo(b)fluoranthene	ND	450	ug/kg	30
Benzo(k)fluoranthene	ND	450	ug/kg	30
Benzoic acid	ND	7200	ug/kg	3000
Benzo(ghi)perylene	ND	450	ug/kg	30
Benzo(a)pyrene	ND	450	ug/kg	30
Benzyl alcohol	ND	3000	ug/kg	190
bis(2-Chloroethoxy) methane	ND	3000	ug/kg	200
bis(2-Chloroethyl)-ether	ND	3000	ug/kg	18
bis(2-Chloroisopropyl) ether	ND	3000	ug/kg	85
bis(2-Ethylhexyl) phthalate	ND	3000	ug/kg	170
4-Bromophenyl phenyl ether	ND	3000	ug/kg	120
Butyl benzyl phthalate	ND	3000	ug/kg	90
Carbazole	ND	450	ug/kg	240
4-Chloroaniline	ND	3000	ug/kg	150
4-Chloro-3-methylphenol	ND	3000	ug/kg	190
2-Chloronaphthalene	ND	3000	ug/kg	30
2-Chlorophenol	ND	3000	ug/kg	240
4-Chlorophenyl phenyl ether	ND	3000	ug/kg	120
Dibenzo(a,h)anthracene	ND	450	ug/kg	30
Dibenzofuran	ND	3000	ug/kg	180
Di-n-butyl phthalate	ND	3000	ug/kg	130
1,2-Dichlorobenzene	ND	3000	ug/kg	87
1,3-Dichlorobenzene	ND	3000	ug/kg	99
1,4-Dichlorobenzene	ND	3000	ug/kg	180
3,3'-Dichlorobenzidine	ND	3000	ug/kg	160
2,4-Dichlorophenol	ND	3000	ug/kg	180
Diethyl phthalate	ND	3000	ug/kg	140
2,4-Dimethylphenol	ND	3000	ug/kg	180

(Continued on next page)

Science Applications International Corp

Client Sample ID: CPCSS-043-5021-SO

GC/MS Semivolatiles

Lot-Sample #...: A0B240490-020 **Work Order #...:** LV2FQ1DQ **Matrix.....:** SO

PARAMETER	RESULT	REPORTING LIMIT	UNITS	MDL
Dimethyl phthalate	ND	3000	ug/kg	150
4,6-Dinitro-2-methylphenol	ND	7200	ug/kg	720
2,4-Dinitrophenol	ND	7200	ug/kg	720
2,4-Dinitrotoluene	ND	3000	ug/kg	240
2,6-Dinitrotoluene	ND	3000	ug/kg	190
Di-n-octyl phthalate	ND	3000	ug/kg	240
Fluoranthene	ND	450	ug/kg	30
Fluorene	ND	450	ug/kg	30
Hexachlorobenzene	ND	3000	ug/kg	19
Hexachlorobutadiene	ND	3000	ug/kg	240
Hexachlorocyclopenta-diene	ND	3000	ug/kg	240
Hexachloroethane	ND	3000	ug/kg	81
Indeno(1,2,3-cd)pyrene	ND	450	ug/kg	30
Isophorone	ND	3000	ug/kg	120
2-Methylnaphthalene	ND	3000	ug/kg	30
2-Methylphenol	ND	3000	ug/kg	720
3-Methylphenol & 4-Methylphenol	ND	3000	ug/kg	45
Naphthalene	ND	450	ug/kg	30
2-Nitroaniline	ND	7200	ug/kg	82
3-Nitroaniline	ND	7200	ug/kg	140
4-Nitroaniline	ND	7200	ug/kg	230
Nitrobenzene	ND	3000	ug/kg	20
2-Nitrophenol	ND	3000	ug/kg	240
4-Nitrophenol	ND	7200	ug/kg	720
N-Nitrosodiphenylamine	ND	3000	ug/kg	190
N-Nitrosodi-n-propyl-amine	ND	3000	ug/kg	240
Pentachlorophenol	ND	3000	ug/kg	720
Phenanthrene	ND	450	ug/kg	30
Phenol	ND	3000	ug/kg	240
Pyrene	ND	450	ug/kg	30
1,2,4-Trichloro-benzene	ND	3000	ug/kg	240
2,4,5-Trichloro-phenol	ND	3000	ug/kg	220
2,4,6-Trichloro-phenol	ND	3000	ug/kg	720
Chrysene	ND	450	ug/kg	9.9

(Continued on next page)

Science Applications International Corp

Client Sample ID: CPCSS-043-5021-SO

GC/MS Semivolatiles

Lot-Sample #...: A0B240490-020 **Work Order #...:** LV2FQ1DQ **Matrix.....:** SO

SURROGATE	PERCENT RECOVERY	RECOVERY LIMITS
2-Fluorobiphenyl	56 DIL	(45 - 105)
2-Fluorophenol	61 DIL	(35 - 105)
Phenol-d5	63 DIL	(40 - 100)
2,4,6-Tribromophenol	73 DIL	(35 - 125)
Nitrobenzene-d5	50 DIL	(35 - 100)
Terphenyl-d14	76 DIL	(30 - 125)

NOTE(S):

DIL The concentration is estimated or not reported due to dilution or the presence of interfering analytes.

Results and reporting limits have been adjusted for dry weight.

TestAmerica North Canton

Semivolatile REPORT SW-846 Method 8270

Data file : \\cansvr11\dd\chem\MSS\a4ag2.i\00311A.b\LV2FQ1DQ.D
Lab Smp Id: LV2FQ1DQ Client Smp ID: CPCSS-043-5021-SO
Inj Date : 11-MAR-2010 11:26
Operator : 046900 Inst ID: a4ag2.i
Smp Info : LV2FQ1DQ,00311A.b,8270C-625,3-827042.SUB
Misc Info :
Comment   :
Method   : \\cansvr11\dd\chem\MSS\a4ag2.i\00311A.b\8270C-625.m
Meth Date : 12-Mar-2010 07:29 hulat Quant Type: ISTD
Cal Date : 10-MAR-2010 09:48 Cal File: 2SML0310.D
Als bottle: 15
Dil Factor: 4.00000
Integrator: HP RTE Compound Sublist: 3-827042.SUB
Target Version: 4.14
Processing Host: CANPMSSV04

Concentration Formula: Amt * DF * Uf * Vt/(Vi * Ws) * CpndVariable

Name	Value	Description
DF	4.000	Dilution Factor
Uf	1.000	ng unit correction factor
Vt	2000.000	Volume of final extract (uL)(1000 low, 2
Vi	0.50000	Volume injected (uL)
Ws	30.100	Weight of sample extracted (g)
Cpnd Variable		Local Compound Variable

Compounds	QUANT SIG MASS	RT	EXP RT	REL RT	RESPONSE	CONCENTRATIONS ON-COLUMN (NG)	FINAL (ug/kg)	
* 1 1,4-Dichlorobenzene-d4	152	3.463	3.463	(1.000)	162416	2.00000		(Q)
* 2 Naphthalene-d8	136	4.357	4.357	(1.000)	711464	2.00000		
* 3 Acenaphthene-d10	164	5.645	5.639	(1.000)	457663	2.00000		
* 4 Phenanthrene-d10	188	6.751	6.739	(1.000)	848557	2.00000		
* 5 Chrysene-d12	240	8.792	8.745	(1.000)	1015787	2.00000		
* 6 Perylene-d12	264	10.350	10.180	(1.000)	887498	2.00000		(QH)
198 1,4-Dioxane	88	Compound Not Detected.						
9 Pyridine	79	Compound Not Detected.						
10 N-Nitrosodimethylamine	74	Compound Not Detected.						
12 3-Chloropropionitrile	54	Compound Not Detected.						
209 Benzaldehyde	77	Compound Not Detected.						
21 Aniline	93	Compound Not Detected.						
22 Phenol	94	Compound Not Detected.						
23 bis(2-Chloroethyl)ether	93	Compound Not Detected.						
24 2-Chlorophenol	128	Compound Not Detected.						
26 1,3-Dichlorobenzene	146	Compound Not Detected.						
27 1,4-Dichlorobenzene	146	Compound Not Detected.						
28 1,2-Dichlorobenzene	146	Compound Not Detected.						

29	Benzyl Alcohol	108	Compound Not Detected.
30	2-Methylphenol	108	Compound Not Detected.

	Compounds	QUANT SIG MASS	RT	EXP RT	REL RT	RESPONSE	CONCENTRATIONS ON-COLUMN (NG)	CONCENTRATIONS FINAL (ug/kg)
31	bis(2-Chloroisopropyl)ether	45	Compound Not Detected.					
37	Acetophenone	105	Compound Not Detected.					
32	N-Nitroso-di-n-propylamine	70	Compound Not Detected.					
192	4-Methylphenol	108	Compound Not Detected.					
34	Hexachloroethane	117	Compound Not Detected.					
35	Nitrobenzene	77	Compound Not Detected.					
41	Isophorone	82	Compound Not Detected.					
42	2-Nitrophenol	139	Compound Not Detected.					
43	2,4-Dimethylphenol	107	Compound Not Detected.					
44	bis(2-Chloroethoxy)methane	93	Compound Not Detected.					
46	2,4-Toluenediamene	121	Compound Not Detected.					
47	1,3,5-Trichlorobenzene	180	Compound Not Detected.					
48	2,4-Dichlorophenol	162	Compound Not Detected.					
49	Benzoic Acid	122	Compound Not Detected.					
50	1,2,4-Trichlorobenzene	180	Compound Not Detected.					
51	Naphthalene	128	Compound Not Detected.					
52	4-Chloroaniline	127	Compound Not Detected.					
56	Hexachlorobutadiene	225	Compound Not Detected.					
210	Caprolactam	113	Compound Not Detected.					
57	1,2,3-Trichlorobenzene	180	Compound Not Detected.					
59	4-Chloro-3-Methylphenol	107	Compound Not Detected.					
62	2-Methylnaphthalene	142	Compound Not Detected.					
63	1-Methylnaphthalene	142	Compound Not Detected.					
64	Hexachlorocyclopentadiene	237	Compound Not Detected.					
66	2,4,6-Trichlorophenol	196	Compound Not Detected.					
67	2,4,5-Trichlorophenol	196	Compound Not Detected.					
211	1,1'-Biphenyl	154	Compound Not Detected.					
68	1,2,3,5-Tetrachlorobenzene	216	Compound Not Detected.					
70	2-Chloronaphthalene	162	Compound Not Detected.					
73	2-Nitroaniline	65	Compound Not Detected.					
74	1,2,3,4-Tetrachlorobenzene	216	Compound Not Detected.					
76	Dimethylphthalate	163	Compound Not Detected.					
78	2,6-Dinitrotoluene	165	Compound Not Detected.					
79	Acenaphthylene	152	Compound Not Detected.					
80	1,2-Dinitrobenzene	168	Compound Not Detected.					
81	3-Nitroaniline	138	Compound Not Detected.					
82	Acenaphthene	153	Compound Not Detected.					
83	2,4-Dinitrophenol	184	Compound Not Detected.					
85	4-Nitrophenol	109	Compound Not Detected.					
86	Dibenzofuran	168	Compound Not Detected.					
87	2,4-Dinitrotoluene	165	Compound Not Detected.					
91	2,3,5,6-Tetrachlorophenol	232	Compound Not Detected.					
93	Diethylphthalate	149	Compound Not Detected.					
94	Fluorene	166	Compound Not Detected.					
95	4-Chlorophenyl-phenylether	204	Compound Not Detected.					
96	4-Nitroaniline	138	Compound Not Detected.					
98	4,6-Dinitro-2-methylphenol	198	Compound Not Detected.					
99	N-Nitrosodiphenylamine	169	Compound Not Detected.					
100	1,2-Diphenylhydrazine	77	Compound Not Detected.					
106	4-Bromophenyl-phenylether	248	Compound Not Detected.					
107	Hexachlorobenzene	284	Compound Not Detected.					
212	Atrazine	200	Compound Not Detected.					

111	Pentachlorophenol	266	Compound Not Detected.
115	Phenanthrene	178	Compound Not Detected.

	Compounds	QUANT SIG MASS	RT	EXP RT	REL RT	RESPONSE	CONCENTRATIONS ON-COLUMN (NG)	FINAL (ug/kg)
116	Anthracene	178	Compound Not Detected.					
119	Carbazole	167	Compound Not Detected.					
120	Di-n-Butylphthalate	149	Compound Not Detected.					
123	Fluoranthene	202	Compound Not Detected.					
124	Benzidine	184	Compound Not Detected.					
125	Pyrene	202	Compound Not Detected.					
131	Butylbenzylphthalate	149	Compound Not Detected.					
133	3,3'-Dimethoxybenzidine	244	Compound Not Detected.					
135	3,3'-Dichlorobenzidine	252	Compound Not Detected.					
136	Benzo(a)Anthracene	228	Compound Not Detected.					
137	Chrysene	228	Compound Not Detected.					
138	4,4'-Methylene bis(o-chloroan	231	Compound Not Detected.					
139	bis(2-ethylhexyl)Phthalate	149	Compound Not Detected.					
140	Di-n-octylphthalate	149	Compound Not Detected.					
141	Benzo(b)fluoranthene	252	Compound Not Detected.					
142	Benzo(k)fluoranthene	252	Compound Not Detected.					
146	Benzo(a)pyrene	252	Compound Not Detected.					
149	Indeno(1,2,3-cd)pyrene	276	Compound Not Detected.					
150	Dibenz(a,h)anthracene	278	Compound Not Detected.					
151	Benzo(g,h,i)perylene	276	Compound Not Detected.					
$ 154	Nitrobenzene-d5	82	3.839	3.839	(0.881)	89007	0.63086	335.34
$ 155	2-Fluorobiphenyl	172	5.127	5.127	(0.908)	183095	0.69615	370.05
$ 156	Terphenyl-d14	244	7.939	7.910	(0.903)	302691	0.94529	502.48
$ 157	Phenol-d5	99	3.180	3.175	(0.918)	146103	1.18668	630.79
$ 158	2-Fluorophenol	112	2.598	2.592	(0.750)	105021	1.14477	608.52
$ 159	2,4,6-Tribromophenol	330	6.233	6.221	(1.104)	42498	1.37528	731.04
$ 186	2-Chlorophenol-d4	132	3.310	3.310	(0.956)	120161	1.26686	673.41
$ 187	1,2-Dichlorobenzene-d4	152	3.574	3.575	(1.032)	36832	0.57078	303.40(Q)
M 195	Cresols, total	100	Compound Not Detected.					
101	Diphenylamine	169	Compound Not Detected.					

QC Flag Legend

Q - Qualifier signal failed the ratio test.
H - Operator selected an alternate compound hit.

TestAmerica North Canton

INTERNAL STANDARD COMPOUNDS
AREA AND RT SUMMARY

Instrument ID: a4ag2.i
Lab File ID: LV2FQ1DQ.D
Lab Smp Id: LV2FQ1DQ
Analysis Type: SV
Quant Type: ISTD
Operator: 046900
Method File: \\cansvr11\dd\chem\MSS\a4ag2.i\00311A.b\8270C-625.m
Misc Info:

Calibration Date: 11-MAR-2010
Calibration Time: 07:40
Client Smp ID: CPCSS-043-5021-SO
Level: LOW
Sample Type: SOIL

		AREA LIMIT			
COMPOUND	STANDARD	LOWER	UPPER	SAMPLE	%DIFF
1 1,4-Dichlorobenze	259601	129801	519202	162416	-37.44
2 Naphthalene-d8	1078163	539082	2156326	711464	-34.01
3 Acenaphthene-d10	568794	284397	1137588	457663	-19.54
4 Phenanthrene-d10	913603	456802	1827206	848557	-7.12
5 Chrysene-d12	1135801	567901	2271602	1015787	-10.57
6 Perylene-d12	986779	493390	1973558	887498	-10.06

		RT LIMIT			
COMPOUND	STANDARD	LOWER	UPPER	SAMPLE	%DIFF
1 1,4-Dichlorobenze	3.46	2.96	3.96	3.46	-0.00
2 Naphthalene-d8	4.36	3.86	4.86	4.36	-0.00
3 Acenaphthene-d10	5.64	5.14	6.14	5.65	0.10
4 Phenanthrene-d10	6.74	6.24	7.24	6.75	0.17
5 Chrysene-d12	8.75	8.25	9.25	8.79	0.54
6 Perylene-d12	10.18	9.68	10.68	10.35	1.67

AREA UPPER LIMIT = +100% of internal standard area.
AREA LOWER LIMIT = - 50% of internal standard area.
RT UPPER LIMIT = + 0.50 minutes of internal standard RT.
RT LOWER LIMIT = - 0.50 minutes of internal standard RT.

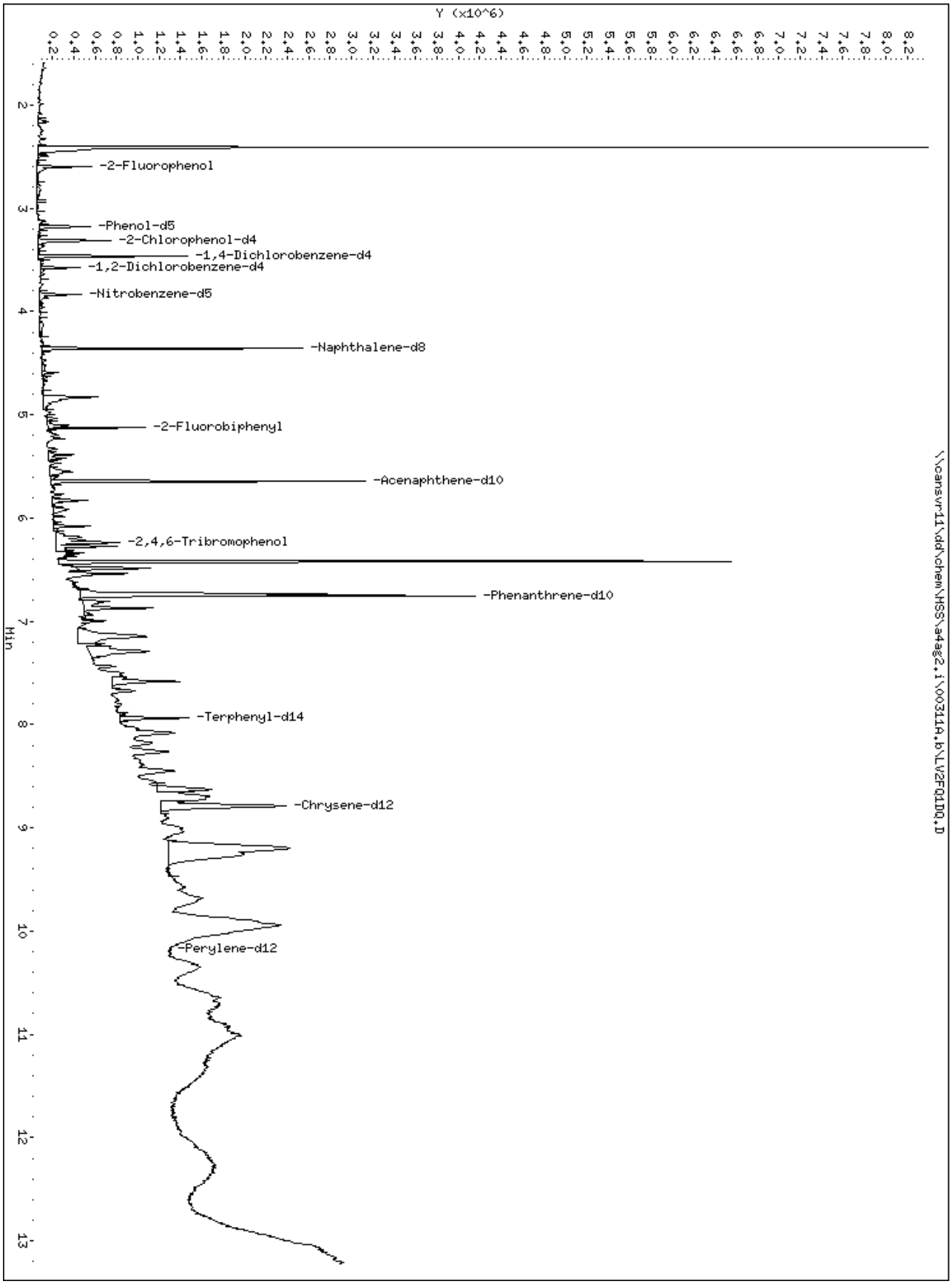
Y (x10^6)
Min
-2-Fluorophenol
-Phenol-d5
-2-Chlorophenol-d4
-1,4-Dichlorobenzene-d4
-1,2-Dichlorobenzene-d4
-Nitrobenzene-d5
-Naphthalene-d8
-2-Fluorobiphenyl
-Acenaphthene-d10
-2,4,6-Tribromophenol
-Phenanthrene-d10
-Terphenyl-d14
-Chrysene-d12
-Perylene-d12
\\cansvr11\dd\chem\HSS\a4ag2.i\00311A.b\LV2FQ1DQ.D

TestAmerica
THE LEADER IN ENVIRONMENTAL TESTING

STANDARD DATA

Calibration History

Method : \\cansvr11\dd\chem\MSS\a4ag2.i\00305A.b\8270C-625.m
Start Cal Date: 05-MAR-2010 12:00
End Cal Date : 05-MAR-2010 14:18
Last Cal Level: 1
Last Cal Type : Continuing Calibration

Initial Calibration

Injection Date	Sublist	Calibration File
Cal Level: 1 , Cal Amount: 0.05000		
05-MAR-2010 14:18	PAH	\\cansvr11\dd\chem\MSS\a4ag2.i\00305A.b\2SLL0305.D
Cal Level: 2 , Cal Amount: 0.25000		
05-MAR-2010 14:01	3-827042	\\cansvr11\dd\chem\MSS\a4ag2.i\00305A.b\2SL0305.D
Cal Level: 3 , Cal Amount: 0.50000		
05-MAR-2010 13:44	3-827042	\\cansvr11\dd\chem\MSS\a4ag2.i\00305A.b\2SML0305.D
Cal Level: 4 , Cal Amount: 1.00000		
05-MAR-2010 13:26	3-827042	\\cansvr11\dd\chem\MSS\a4ag2.i\00305A.b\2SM0305.D
Cal Level: 5 , Cal Amount: 2.50000		
05-MAR-2010 13:09	3-827042	\\cansvr11\dd\chem\MSS\a4ag2.i\00305A.b\2SMM0305.D
Cal Level: 6 , Cal Amount: 5.00000		
05-MAR-2010 12:52	3-827042	\\cansvr11\dd\chem\MSS\a4ag2.i\00305A.b\2SMH0305.D
Cal Level: 7 , Cal Amount: 7.50000		
05-MAR-2010 12:35	3-827042	\\cansvr11\dd\chem\MSS\a4ag2.i\00305A.b\2SH0305.D
Cal Level: 8 , Cal Amount: 10.00000		

05-MAR-2010 12:17	3-827042	
\\cansvr11\dd\chem\MSS\a4ag2.i\00305A.b\2SHH0305.D		

Cal Level: 9 , Cal Amount: 12.50000		
05-MAR-2010 12:00	3-827042	
\\cansvr11\dd\chem\MSS\a4ag2.i\00305A.b\2SHHH0305.D		

Continuing Calibration
Ccal Level Mode: GLOBAL LEVEL 6

05-MAR-2010 14:35	3-827042	
\\cansvr11\dd\chem\MSS\a4ag2.i\00305A.b\ICVTCL.D		
05-MAR-2010 12:52	3-827042	
\\cansvr11\dd\chem\MSS\a4ag2.i\00305A.b\2SMH0305.D		

TestAmerica North Canton

INITIAL CALIBRATION DATA

Start Cal Date : 05-MAR-2010 12:00
End Cal Date : 05-MAR-2010 14:18
Quant Method : ISTD
Origin : Disabled
Target Version : 4.14
Integrator : HP RTE
Method file : \\cansvr11\dd\chem\MSS\a4ag2.i\00305A.b\8270C-625.m
Last Edit : 05-Mar-2010 14:31 hulat
Curve Type : Average

Calibration File Names:
Level 1: \\cansvr11\dd\chem\MSS\a4ag2.i\00305A.b\2SLL0305.D
Level 2: \\cansvr11\dd\chem\MSS\a4ag2.i\00305A.b\2SL0305.D
Level 3: \\cansvr11\dd\chem\MSS\a4ag2.i\00305A.b\2SML0305.D
Level 4: \\cansvr11\dd\chem\MSS\a4ag2.i\00305A.b\2SM0305.D
Level 5: \\cansvr11\dd\chem\MSS\a4ag2.i\00305A.b\2SMM0305.D
Level 6: \\cansvr11\dd\chem\MSS\a4ag2.i\00305A.b\2SMH0305.D
Level 7: \\cansvr11\dd\chem\MSS\a4ag2.i\00305A.b\2SH0305.D
Level 8: \\cansvr11\dd\chem\MSS\a4ag2.i\00305A.b\2SHH0305.D
Level 9: \\cansvr11\dd\chem\MSS\a4ag2.i\00305A.b\2SHHH0305.D

Compound	0.05000 Level 1	0.25000 Level 2	0.50000 Level 3	1.000 Level 4	2.500 Level 5	5.000 Level 6	RRF	% RSD	
	7.500 Level 7	10.000 Level 8	12.500 Level 9						
198 1,4-Dioxane	+++++	0.63692	0.56251	0.52803	0.54232	0.48520			
	0.48615	0.52747	0.49460				0.53290	9.454	<-
7 N-Nitrosomorpholine	+++++	+++++	+++++	+++++	+++++	+++++			
	+++++	+++++	+++++				+++++	+++++	<-
8 Ethyl methanesulfonate	+++++	+++++	+++++	+++++	+++++	+++++			
	+++++	+++++	+++++				+++++	+++++	<-
9 Pyridine	+++++	1.15069	1.23815	1.27366	1.35429	1.31998			
	1.37462	1.46880	1.42333				1.32544	7.771	<-
10 N-Nitrosodimethylamine	+++++	0.71731	0.80973	0.76231	0.71112	0.76032			
	0.77362	0.74361	0.69352				0.74644	5.087	<-
11 Ethyl methacrylate	+++++	+++++	+++++	+++++	+++++	+++++			
	+++++	+++++	+++++				+++++	+++++	<-
12 3-Chloropropionitrile	+++++	0.65330	0.70231	0.68361	0.69744	0.64558			
	0.66602	0.72547	0.62379				0.67469	4.982	<-
13 Malononitrile	+++++	+++++	+++++	+++++	+++++	+++++			
	+++++	+++++	+++++				+++++	+++++	<-

TestAmerica North Canton

INITIAL CALIBRATION DATA

Start Cal Date : 05-MAR-2010 12:00
End Cal Date : 05-MAR-2010 14:18
Quant Method : ISTD
Origin : Disabled
Target Version : 4.14
Integrator : HP RTE
Method file : \\cansvr11\dd\chem\MSS\a4ag2.i\00305A.b\8270C-625.m
Last Edit : 05-Mar-2010 14:31 hulat
Curve Type : Average

Compound	0.05000 Level 1	0.25000 Level 2	0.50000 Level 3	1.000 Level 4	2.500 Level 5	5.000 Level 6	RRF	% RSD	
	7.500 Level 7	10.000 Level 8	12.500 Level 9						
14 2-Picoline	+++++	+++++	+++++	+++++	+++++	+++++			
	+++++	+++++	+++++				+++++	+++++	<-
15 N-Nitrosomethylethylamine	+++++	+++++	+++++	+++++	+++++	+++++			
	+++++	+++++	+++++				+++++	+++++	<-
16 Methyl methanesulfonate	+++++	+++++	+++++	+++++	+++++	+++++			
	+++++	+++++	+++++				+++++	+++++	<-
18 1,3-Dichloro-2-propanol	+++++	+++++	+++++	+++++	+++++	+++++			
	+++++	+++++	+++++				+++++	+++++	<-
19 N-Nitrosodiethylamine	+++++	+++++	+++++	+++++	+++++	+++++			
	+++++	+++++	+++++				+++++	+++++	<-
21 Aniline	+++++	1.81909	1.80048	1.80242	1.86467	1.94944			
	1.95669	2.03040	2.02077				1.90549	5.027	<-
22 Phenol	+++++	1.51376	1.56520	1.53768	1.58879	1.53940			
	1.58190	1.67445	1.65873				1.58249	3.638	<-
23 bis(2-Chloroethyl)ether	1.77306	1.47602	1.40705	1.34916	1.45863	1.26085			
	1.31961	1.40285	1.41915				1.42960	10.177	
24 2-Chlorophenol	+++++	1.20403	1.27490	1.22433	1.28605	1.20120			
	1.25990	1.32995	1.31257				1.26162	3.836	<-
25 Pentachloroethane	+++++	+++++	+++++	+++++	+++++	+++++			
	+++++	+++++	+++++				+++++	+++++	<-
26 1,3-Dichlorobenzene	+++++	1.26995	1.30905	1.29374	1.29851	1.26357			
	1.28834	1.39396	1.34182				1.30737	3.249	<-

TestAmerica North Canton

INITIAL CALIBRATION DATA

Start Cal Date : 05-MAR-2010 12:00
End Cal Date : 05-MAR-2010 14:18
Quant Method : ISTD
Origin : Disabled
Target Version : 4.14
Integrator : HP RTE
Method file : \\cansvr11\dd\chem\MSS\a4ag2.i\00305A.b\8270C-625.m
Last Edit : 05-Mar-2010 14:31 hulat
Curve Type : Average

Compound	0.05000 Level 1	0.25000 Level 2	0.50000 Level 3	1.000 Level 4	2.500 Level 5	5.000 Level 6	RRF	% RSD	
	7.500 Level 7	10.000 Level 8	12.500 Level 9						
27 1,4-Dichlorobenzene	+++++	1.29563	1.28262	1.25042	1.26925	1.24282			
	1.28496	1.37076	1.33118				1.29096	3.279	<-
28 1,2-Dichlorobenzene	+++++	1.28454	1.29051	1.23825	1.25049	1.18204			
	1.22337	1.29957	1.26941				1.25477	3.152	<-
29 Benzyl Alcohol	+++++	0.79688	0.81643	0.81783	0.85399	0.85261			
	0.86770	0.89528	0.91318				0.85174	4.725	<-
30 2-Methylphenol	+++++	1.16497	1.18094	1.10703	1.20938	1.15395			
	1.19550	1.24818	1.24974				1.18871	4.052	<-
31 bis(2-Chloroisopropyl)ether	+++++	1.55465	1.53351	1.37836	1.47240	1.40227			
	1.44685	1.47582	1.52590				1.47372	4.274	<-
32 N-Nitroso-di-n-propylamine	+++++	1.04555	1.04987	1.04144	1.08046	1.06328			
	1.09282	1.09304	1.14530				1.07647	3.210	<-
M 195 Cresols, total	+++++	2.27340	2.39503	2.31341	2.46130	2.38208			
	2.46100	2.53916	2.56992				2.42441	4.264	<-
192 4-Methylphenol	+++++	1.10843	1.21409	1.20638	1.25192	1.22813			
	1.26550	1.29097	1.32018				1.23570	5.202	<-
193 3-Methylphenol	+++++	+++++	+++++	+++++	+++++	+++++			
	+++++	+++++	+++++				+++++	+++++	<-
34 Hexachloroethane	+++++	0.52490	0.53017	0.50382	0.54647	0.53334			
	0.54386	0.57760	0.56908				0.54115	4.408	<-
35 Nitrobenzene	0.45226	0.36613	0.37660	0.37058	0.38242	0.37100			
	0.36985	0.41227	0.40182				0.38921	7.299	

TestAmerica North Canton

INITIAL CALIBRATION DATA

Start Cal Date : 05-MAR-2010 12:00
End Cal Date : 05-MAR-2010 14:18
Quant Method : ISTD
Origin : Disabled
Target Version : 4.14
Integrator : HP RTE
Method file : \\cansvr11\dd\chem\MSS\a4ag2.i\00305A.b\8270C-625.m
Last Edit : 05-Mar-2010 14:31 hulat
Curve Type : Average

Compound	0.05000 Level 1	0.25000 Level 2	0.50000 Level 3	1.000 Level 4	2.500 Level 5	5.000 Level 6	RRF	% RSD	
	7.500 Level 7	10.000 Level 8	12.500 Level 9						
36 N-Nitrosopyrrolidine	+++++	+++++	+++++	+++++	+++++	+++++			
	+++++	+++++	+++++				+++++	+++++	<-
37 Acetophenone	+++++	1.75839	1.76267	1.69905	1.78657	1.74078			
	1.78122	1.79420	1.83296				1.76948	2.243	<-
39 o-Toluidine	+++++	+++++	+++++	+++++	+++++	+++++			
	+++++	+++++	+++++				+++++	+++++	<-
40 N-Nitrosopiperidine	+++++	+++++	+++++	+++++	+++++	+++++			
	+++++	+++++	+++++				+++++	+++++	<-
41 Isophorone	+++++	0.68725	0.67046	0.67943	0.67476	0.67248			
	0.67746	0.75174	0.75789				0.69643	5.230	<-
42 2-Nitrophenol	+++++	0.12955	0.13949	0.14683	0.16238	0.15851			
	0.15799	0.17437	0.17438				0.15544	10.259	<-
43 2,4-Dimethylphenol	+++++	0.30437	0.32193	0.32955	0.32526	0.33162			
	0.33697	0.36652	0.35691				0.33414	5.896	<-
44 bis(2-Chloroethoxy)methane	+++++	0.36832	0.36669	0.34437	0.34981	0.33781			
	0.34476	0.37357	0.37088				0.35703	3.987	<-
45 O,O,O-Triethyl phosphorothioa	+++++	+++++	+++++	+++++	+++++	+++++			
	+++++	+++++	+++++				+++++	+++++	<-
46 2,4-Toluenediamene	+++++	+++++	0.12884	0.15991	0.15022	0.14826			
	0.14166	0.14911	0.13674				0.14496	6.998	<-
47 1,3,5-Trichlorobenzene	+++++	0.27381	0.26196	0.26612	0.26799	0.25260			
	0.26046	0.29122	0.28050				0.26933	4.545	<-

TestAmerica North Canton

INITIAL CALIBRATION DATA

Start Cal Date : 05-MAR-2010 12:00
End Cal Date : 05-MAR-2010 14:18
Quant Method : ISTD
Origin : Disabled
Target Version : 4.14
Integrator : HP RTE
Method file : \\cansvr11\dd\chem\MSS\a4ag2.i\00305A.b\8270C-625.m
Last Edit : 05-Mar-2010 14:31 hulat
Curve Type : Average

Compound	0.05000 Level 1	0.25000 Level 2	0.50000 Level 3	1.000 Level 4	2.500 Level 5	5.000 Level 6	RRF	% RSD	
	7.500 Level 7	10.000 Level 8	12.500 Level 9						
48 2,4-Dichlorophenol	+++++	0.22078	0.22578	0.22662	0.23359	0.23288			
	0.23401	0.25935	0.25490				0.23599	5.875	<-
49 Benzoic Acid	+++++	+++++	0.08777	0.15422	0.17963	0.20324			
	0.23666	0.25976	0.26125				0.19751	31.848	<-
50 1,2,4-Trichlorobenzene	+++++	0.26131	0.26047	0.25724	0.26514	0.25640			
	0.25816	0.29080	0.28278				0.26654	4.867	<-
51 Naphthalene	1.05732	0.93537	0.91519	0.89886	0.90808	0.90552			
	0.90678	1.00090	0.98620				0.94602	5.900	
52 4-Chloroaniline	+++++	0.33378	0.37061	0.37873	0.39602	0.39465			
	0.40867	0.40604	0.41044				0.38737	6.682	<-
53 a,a-Dimethyl-phenethylamine	+++++	+++++	+++++	+++++	+++++	+++++			
	+++++	+++++	+++++				+++++	+++++	<-
54 2,6-Dichlorophenol	+++++	+++++	+++++	+++++	+++++	+++++			
	+++++	+++++	+++++				+++++	+++++	<-
55 Hexachloropropene	+++++	+++++	+++++	+++++	+++++	+++++			
	+++++	+++++	+++++				+++++	+++++	<-
56 Hexachlorobutadiene	+++++	0.15996	0.15685	0.15803	0.15788	0.15321			
	0.15844	0.17486	0.16902				0.16103	4.457	<-
57 1,2,3-Trichlorobenzene	+++++	0.23804	0.26034	0.24536	0.24446	0.24353			
	0.24660	0.27369	0.26540				0.25218	5.007	<-
58 N-Nitrosodi-n-butylamine	+++++	+++++	+++++	+++++	+++++	+++++			
	+++++	+++++	+++++				+++++	+++++	<-

TestAmerica North Canton

INITIAL CALIBRATION DATA

Start Cal Date : 05-MAR-2010 12:00
End Cal Date : 05-MAR-2010 14:18
Quant Method : ISTD
Origin : Disabled
Target Version : 4.14
Integrator : HP RTE
Method file : \\cansvr11\dd\chem\MSS\a4ag2.i\00305A.b\8270C-625.m
Last Edit : 05-Mar-2010 14:31 hulat
Curve Type : Average

Compound	0.05000 Level 1	0.25000 Level 2	0.50000 Level 3	1.000 Level 4	2.500 Level 5	5.000 Level 6	RRF	% RSD	
	7.500 Level 7	10.000 Level 8	12.500 Level 9						
59 4-Chloro-3-Methylphenol	+++++	+++++	0.26946	0.27830	0.28024	0.28763			
	0.29789	0.32287	0.31794				0.29347	6.953	<-
60 p-Phenylene diamine	+++++	+++++	+++++	+++++	+++++	+++++			
	+++++	+++++	+++++				+++++	+++++	<-
61 Safrole	+++++	+++++	+++++	+++++	+++++	+++++			
	+++++	+++++	+++++				+++++	+++++	<-
62 2-Methylnaphthalene	0.47097	0.50143	0.51718	0.50763	0.51006	0.51467			
	0.51128	0.56127	0.55856				0.51701	5.394	
63 1-Methylnaphthalene	0.59922	0.57742	0.59604	0.57937	0.58109	0.58570			
	0.59531	0.63812	0.63266				0.59832	3.751	
64 Hexachlorocyclopentadiene	+++++	0.20081	0.23572	0.25483	0.29650	0.30422			
	0.32473	0.35988	0.35738				0.29176	19.641	<-
65 1,2,4,5-Tetrachlorobenzene	+++++	+++++	+++++	+++++	+++++	+++++			
	+++++	+++++	+++++				+++++	+++++	<-
66 2,4,6-Trichlorophenol	+++++	0.25322	0.27886	0.29321	0.32006	0.30546			
	0.31745	0.35191	0.34356				0.30797	10.631	<-
67 2,4,5-Trichlorophenol	+++++	0.32589	0.32690	0.31785	0.33380	0.33381			
	0.34918	0.37289	0.35778				0.33976	5.473	<-
68 1,2,3,5-Tetrachlorobenzene	+++++	0.47128	0.47659	0.47524	0.49151	0.47598			
	0.48574	0.52946	0.53165				0.49218	4.988	<-
69 1,4-Dinitrobenzene	+++++	+++++	+++++	+++++	+++++	+++++			
	+++++	+++++	+++++				+++++	+++++	<-

TestAmerica North Canton

INITIAL CALIBRATION DATA

Start Cal Date : 05-MAR-2010 12:00
End Cal Date : 05-MAR-2010 14:18
Quant Method : ISTD
Origin : Disabled
Target Version : 4.14
Integrator : HP RTE
Method file : \\cansvr11\dd\chem\MSS\a4ag2.i\00305A.b\8270C-625.m
Last Edit : 05-Mar-2010 14:31 hulat
Curve Type : Average

Compound	0.05000 Level 1	0.25000 Level 2	0.50000 Level 3	1.000 Level 4	2.500 Level 5	5.000 Level 6	RRF	% RSD	
	7.500 Level 7	10.000 Level 8	12.500 Level 9						
70 2-Chloronaphthalene	1.00113	0.95418	0.91997	0.92729	0.97514	0.95135			
	0.93289	1.00159	1.00945				0.96367	3.574	
71 Isosafrole 1	+++++	+++++	+++++	+++++	+++++	+++++			
	+++++	+++++	+++++				+++++	+++++	<-
M 188 Isosafrole, Total	+++++	+++++	+++++	+++++	+++++	+++++			
	+++++	+++++	+++++				+++++	+++++	<-
72 Isosafrole 2	+++++	+++++	+++++	+++++	+++++	+++++			
	+++++	+++++	+++++				+++++	+++++	<-
73 2-Nitroaniline	+++++	0.33922	0.33260	0.34390	0.37493	0.37871			
	0.38060	0.42041	0.41801				0.37355	9.042	<-
74 1,2,3,4-Tetrachlorobenzene	+++++	0.42644	0.42713	0.42676	0.45829	0.44991			
	0.45739	0.50368	0.50212				0.45647	6.931	<-
75 1,4-Naphthoquinone	+++++	+++++	+++++	+++++	+++++	+++++			
	+++++	+++++	+++++				+++++	+++++	<-
76 Dimethylphthalate	+++++	1.11467	1.16092	1.12188	1.17753	1.17637			
	1.18075	1.27211	1.26181				1.18326	4.857	<-
77 m-Dinitrobenzene	+++++	+++++	+++++	+++++	+++++	+++++			
	+++++	+++++	+++++				+++++	+++++	<-
78 2,6-Dinitrotoluene	+++++	0.19943	0.22847	0.24271	0.26793	0.27118			
	0.27579	0.29946	0.29394				0.25986	13.096	<-
79 Acenaphthylene	1.66909	1.59564	1.52272	1.57462	1.64256	1.61340			
	1.61276	1.75888	1.74092				1.63674	4.659	

TestAmerica North Canton

INITIAL CALIBRATION DATA

Start Cal Date : 05-MAR-2010 12:00
End Cal Date : 05-MAR-2010 14:18
Quant Method : ISTD
Origin : Disabled
Target Version : 4.14
Integrator : HP RTE
Method file : \\cansvr11\dd\chem\MSS\a4ag2.i\00305A.b\8270C-625.m
Last Edit : 05-Mar-2010 14:31 hulat
Curve Type : Average

Compound	0.05000 Level 1	0.25000 Level 2	0.50000 Level 3	1.000 Level 4	2.500 Level 5	5.000 Level 6	RRF	% RSD	
	7.500 Level 7	10.000 Level 8	12.500 Level 9						
80 1,2-Dinitrobenzene	+++++	0.09491	0.09644	0.12422	0.13056	0.13490			
	0.13780	0.14877	0.14871				0.12704	16.587	<-
81 3-Nitroaniline	+++++	0.21728	0.23806	0.26136	0.29587	0.29313			
	0.30040	0.32957	0.32361				0.28241	14.159	<-
82 Acenaphthene	1.08155	1.02538	1.03561	1.01873	1.05116	1.02635			
	1.01106	1.12414	1.11678				1.05453	4.056	
83 2,4-Dinitrophenol	+++++	+++++	+++++	0.11514	0.17594	0.18864			
	0.20744	0.21874	0.22640				0.18872	21.523	<-
84 Pentachlorobenzene	+++++	+++++	+++++	+++++	+++++	+++++			
	+++++	+++++	+++++				+++++	+++++	<-
85 4-Nitrophenol	+++++	+++++	+++++	0.13359	0.21344	0.23800			
	0.24673	0.27260	0.26583				0.22836	22.325	<-
86 Dibenzofuran	1.54050	1.38583	1.40999	1.38913	1.43767	1.42579			
	1.41442	1.56713	1.56463				1.45945	5.177	
87 2,4-Dinitrotoluene	+++++	0.26124	0.32137	0.34314	0.38518	0.37758			
	0.37781	0.41878	0.41014				0.36191	14.293	<-
88 2,3,4,6-Tetrachlorophenol	+++++	+++++	+++++	+++++	+++++	+++++			
	+++++	+++++	+++++				+++++	+++++	<-
89 1-Naphthylamine	+++++	+++++	+++++	+++++	+++++	+++++			
	+++++	+++++	+++++				+++++	+++++	<-
90 Zinophos	+++++	+++++	+++++	+++++	+++++	+++++			
	+++++	+++++	+++++				+++++	+++++	<-

TestAmerica North Canton

INITIAL CALIBRATION DATA

Start Cal Date : 05-MAR-2010 12:00
End Cal Date : 05-MAR-2010 14:18
Quant Method : ISTD
Origin : Disabled
Target Version : 4.14
Integrator : HP RTE
Method file : \\camsvr11\dd\chem\MSS\a4ag2.i\00305A.b\8270C-625.m
Last Edit : 05-Mar-2010 14:31 hulat
Curve Type : Average

Compound	0.05000 Level 1	0.25000 Level 2	0.50000 Level 3	1.000 Level 4	2.500 Level 5	5.000 Level 6	RRF	% RSD	
	7.500 Level 7	10.000 Level 8	12.500 Level 9						
91 2,3,5,6-Tetrachlorophenol	+++++	+++++	0.25457	0.26831	0.29873	0.29751			
	0.30579	0.33396	0.33178				0.29867	9.914	<-
92 2-Naphthylamine	+++++	+++++	+++++	+++++	+++++	+++++			
	+++++	+++++	+++++				+++++	+++++	<-
93 Diethylphthalate	+++++	1.27639	1.25818	1.23451	1.27937	1.27645			
	1.26839	1.38387	1.37706				1.29428	4.261	<-
94 Fluorene	1.25329	1.21936	1.14004	1.18442	1.24987	1.21446			
	1.20946	1.34337	1.33479				1.23878	5.341	
95 4-Chlorophenyl-phenylether	+++++	0.52673	0.56117	0.52652	0.57891	0.57289			
	0.57822	0.62536	0.62311				0.57411	6.499	<-
96 4-Nitroaniline	+++++	+++++	0.25800	0.28983	0.32799	0.33383			
	0.33461	0.35993	0.36546				0.32424	11.783	<-
97 5-Nitro-o-toluidine	+++++	+++++	+++++	+++++	+++++	+++++			
	+++++	+++++	+++++				+++++	+++++	<-
98 4,6-Dinitro-2-methylphenol	+++++	+++++	0.05304	0.08774	0.11682	0.12423			
	0.13025	0.13657	0.14634				0.11357	28.613	<-
99 N-Nitrosodiphenylamine	+++++	0.47910	0.49827	0.51047	0.50719	0.51161			
	0.52349	0.55280	0.55645				0.51742	5.079	<-
100 1,2-Diphenylhydrazine	+++++	0.91110	0.92661	0.88187	0.87385	0.88154			
	0.89432	0.96251	0.94603				0.90973	3.595	<-
101 Diphenylamine	+++++	0.47910	0.49827	0.51047	0.50719	0.51161			
	0.52349	0.55280	0.55645				0.51742	5.079	<-

TestAmerica North Canton

INITIAL CALIBRATION DATA

Start Cal Date : 05-MAR-2010 12:00
End Cal Date : 05-MAR-2010 14:18
Quant Method : ISTD
Origin : Disabled
Target Version : 4.14
Integrator : HP RTE
Method file : \\cansvr11\dd\chem\MSS\a4ag2.i\00305A.b\8270C-625.m
Last Edit : 05-Mar-2010 14:31 hulat
Curve Type : Average

Compound	0.05000 Level 1	0.25000 Level 2	0.50000 Level 3	1.000 Level 4	2.500 Level 5	5.000 Level 6	RRF	% RSD	
	7.500 Level 7	10.000 Level 8	12.500 Level 9						
102 Tetraethyl dithiopyrophosphat	+++++	+++++	+++++	+++++	+++++	+++++			
	+++++	+++++	+++++				+++++	+++++	<-
103 Diallate 1	+++++	+++++	+++++	+++++	+++++	+++++			
	+++++	+++++	+++++				+++++	+++++	<-
M 189 Diallate, Total	+++++	+++++	+++++	+++++	+++++	+++++			
	+++++	+++++	+++++				+++++	+++++	<-
104 Phorate	+++++	+++++	+++++	+++++	+++++	+++++			
	+++++	+++++	+++++				+++++	+++++	<-
105 1,3,5-Trinitrobenzene	+++++	+++++	+++++	+++++	+++++	+++++			
	+++++	+++++	+++++				+++++	+++++	<-
106 4-Bromophenyl-phenylether	+++++	0.18685	0.18739	0.18885	0.19469	0.19676			
	0.20077	0.21999	0.22450				0.19997	7.310	<-
107 Hexachlorobenzene	+++++	0.19689	0.20247	0.20391	0.20310	0.20764			
	0.21499	0.23262	0.23653				0.21227	6.937	
108 Phenacetin	+++++	+++++	+++++	+++++	+++++	+++++			
	+++++	+++++	+++++				+++++	+++++	<-
109 Diallate 2	+++++	+++++	+++++	+++++	+++++	+++++			
	+++++	+++++	+++++				+++++	+++++	<-
110 Dimethoate	+++++	+++++	+++++	+++++	+++++	+++++			
	+++++	+++++	+++++				+++++	+++++	<-
111 Pentachlorophenol	+++++	+++++	0.08141	0.11813	0.13478	0.14884			
	0.16369	0.17505	0.18088				0.14326	24.521	<-

TestAmerica North Canton

INITIAL CALIBRATION DATA

Start Cal Date : 05-MAR-2010 12:00
End Cal Date : 05-MAR-2010 14:18
Quant Method : ISTD
Origin : Disabled
Target Version : 4.14
Integrator : HP RTE
Method file : \\cansvr11\dd\chem\MSS\a4ag2.i\00305A.b\8270C-625.m
Last Edit : 05-Mar-2010 14:31 hulat
Curve Type : Average

Compound	0.05000 Level 1	0.25000 Level 2	0.50000 Level 3	1.000 Level 4	2.500 Level 5	5.000 Level 6	RRF	% RSD	
	7.500 Level 7	10.000 Level 8	12.500 Level 9						
112 Pentachloronitrobenzene	+++++	+++++	+++++	+++++	+++++	+++++			
	+++++	+++++	+++++				+++++	+++++	<-
113 4-Aminobiphenyl	+++++	+++++	+++++	+++++	+++++	+++++			
	+++++	+++++	+++++				+++++	+++++	<-
114 Pronamide	+++++	+++++	+++++	+++++	+++++	+++++			
	+++++	+++++	+++++				+++++	+++++	<-
115 Phenanthrene	1.16994	1.02320	1.03157	1.01815	1.02785	1.02905			
	1.05951	1.13024	1.15027				1.07109	5.714	
116 Anthracene	1.08495	0.97153	0.98930	1.00904	1.04164	1.05898			
	1.05480	1.15284	1.18055				1.06040	6.632	
117 Dinoseb	+++++	+++++	+++++	+++++	+++++	+++++			
	+++++	+++++	+++++				+++++	+++++	<-
118 Disulfoton	+++++	+++++	+++++	+++++	+++++	+++++			
	+++++	+++++	+++++				+++++	+++++	<-
119 Carbazole	+++++	0.92172	0.95973	0.97321	0.98822	0.98382			
	1.00559	1.07385	1.09129				0.99968	5.695	<-
120 Di-n-Butylphthalate	+++++	1.17231	1.18816	1.22074	1.24362	1.26729			
	1.29428	1.38378	+++++				1.25288	5.724	<-
121 4-Nitroquinoline 1-oxide	+++++	+++++	+++++	+++++	+++++	+++++			
	+++++	+++++	+++++				+++++	+++++	<-
122 Methapyrilene	+++++	+++++	+++++	+++++	+++++	+++++			
	+++++	+++++	+++++				+++++	+++++	<-

TestAmerica North Canton

INITIAL CALIBRATION DATA

Start Cal Date : 05-MAR-2010 12:00
End Cal Date : 05-MAR-2010 14:18
Quant Method : ISTD
Origin : Disabled
Target Version : 4.14
Integrator : HP RTE
Method file : \\cansvr11\dd\chem\MSS\a4ag2.i\00305A.b\8270C-625.m
Last Edit : 05-Mar-2010 14:31 hulat
Curve Type : Average

Compound	0.05000 Level 1	0.25000 Level 2	0.50000 Level 3	1.000 Level 4	2.500 Level 5	5.000 Level 6	RRF	% RSD	
	7.500 Level 7	10.000 Level 8	12.500 Level 9						
123 Fluoranthene	1.15934	1.04555	1.05330	1.06853	1.12576	1.13863			
	1.16025	1.26935	1.28263				1.14482	7.527	
124 Benzidine	+++++	+++++	0.30224	0.41410	0.45238	0.49220			
	0.49995	0.52008	0.54696				0.46113	17.893	<-
125 Pyrene	0.96766	0.94818	0.93189	0.93232	0.94170	0.95968			
	0.94994	1.08653	1.07454				0.97694	6.135	
126 Aramite 1	+++++	+++++	+++++	+++++	+++++	+++++			
	+++++	+++++	+++++				+++++	+++++	<-
M 191 Aramite, Total	+++++	+++++	+++++	+++++	+++++	+++++			
	+++++	+++++	+++++				+++++	+++++	<-
127 Aramite 2	+++++	+++++	+++++	+++++	+++++	+++++			
	+++++	+++++	+++++				+++++	+++++	<-
128 p-Dimethylamino azobenzene	+++++	+++++	+++++	+++++	+++++	+++++			
	+++++	+++++	+++++				+++++	+++++	<-
129 p-Chlorobenzilate	+++++	+++++	+++++	+++++	+++++	+++++			
	+++++	+++++	+++++				+++++	+++++	<-
130 Famphur 1	+++++	+++++	+++++	+++++	+++++	+++++			
	+++++	+++++	+++++				+++++	+++++	<-
131 Butylbenzylphthalate	+++++	0.43288	0.41325	0.42629	0.45065	0.45246			
	0.43380	0.49254	0.48873				0.44883	6.398	<-
132 3,3'-Dimethylbenzidine	+++++	+++++	+++++	+++++	+++++	+++++			
	+++++	+++++	+++++				+++++	+++++	<-

TestAmerica North Canton

INITIAL CALIBRATION DATA

Start Cal Date : 05-MAR-2010 12:00
End Cal Date : 05-MAR-2010 14:18
Quant Method : ISTD
Origin : Disabled
Target Version : 4.14
Integrator : HP RTE
Method file : \\cansvr11\dd\chem\MSS\a4ag2.i\00305A.b\8270C-625.m
Last Edit : 05-Mar-2010 14:31 hulat
Curve Type : Average

Compound	0.05000 Level 1	0.25000 Level 2	0.50000 Level 3	1.000 Level 4	2.500 Level 5	5.000 Level 6	RRF	% RSD	
	7.500 Level 7	10.000 Level 8	12.500 Level 9						
133 3,3'-Dimethoxybenzidine	+++++	+++++	0.13484	0.16726	0.18600	0.18636			
	0.19065	0.20541	0.19637				0.18098	12.956	<-
134 2-Acetylaminofluorene	+++++	+++++	+++++	+++++	+++++	+++++			
	+++++	+++++	+++++				+++++	+++++	<-
135 3,3'-Dichlorobenzidine	+++++	0.29237	0.32472	0.33411	0.36218	0.36771			
	0.38445	0.42049	0.42392				0.36374	12.634	<-
136 Benzo(a)Anthracene	1.07290	0.94504	0.92219	0.91551	0.95543	0.95565			
	0.95988	1.06507	1.08267				0.98604	6.841	
137 Chrysene	1.00645	0.89758	0.90482	0.85674	0.88729	0.87455			
	0.89860	1.01777	0.99322				0.92634	6.650	
138 4,4'-Methylene bis(o-chloroan	+++++	0.12020	0.14734	0.16255	0.17484	0.18477			
	0.18749	0.21562	0.21315				0.17574	18.344	<-
139 bis(2-ethylhexyl)Phthalate	+++++	0.57625	0.59887	0.61533	0.65306	0.65175			
	0.64172	0.70268	0.70780				0.64343	7.220	<-
140 Di-n-octylphthalate	+++++	0.87916	0.95053	1.04805	1.12464	1.17142			
	1.21337	1.36398	1.36642				1.13970	15.570	<-
141 Benzo(b)fluoranthene	0.99528	0.92629	0.86681	0.92504	1.03972	1.13033			
	1.19223	1.20611	1.34331				1.06946	14.831	
142 Benzo(k)fluoranthene	1.10935	0.99249	1.07354	1.13550	1.08846	1.04107			
	1.04629	1.24822	1.11871				1.09485	6.632	
143 7,12-dimethylbenz[a]anthracen	+++++	+++++	+++++	+++++	+++++	+++++			
	+++++	+++++	+++++				+++++	+++++	<-

TestAmerica North Canton

INITIAL CALIBRATION DATA

Start Cal Date : 05-MAR-2010 12:00
End Cal Date : 05-MAR-2010 14:18
Quant Method : ISTD
Origin : Disabled
Target Version : 4.14
Integrator : HP RTE
Method file : \\cansvr11\dd\chem\MSS\a4ag2.i\00305A.b\8270C-625.m
Last Edit : 05-Mar-2010 14:31 hulat
Curve Type : Average

Compound	0.05000 Level 1	0.25000 Level 2	0.50000 Level 3	1.000 Level 4	2.500 Level 5	5.000 Level 6	RRF	% RSD	
	7.500 Level 7	10.000 Level 8	12.500 Level 9						
144 Hexachlorophene	+++++	+++++	+++++	+++++	+++++	+++++			
	+++++	+++++	+++++				+++++	+++++	<-
145 Hexachlorophene product	+++++	+++++	+++++	+++++	+++++	+++++			
	+++++	+++++	+++++				+++++	+++++	<-
146 Benzo(a)pyrene	0.96067	0.87465	0.88670	0.89389	0.95769	0.97010			
	0.98921	1.11172	1.11379				0.97316	9.126	
148 3-Methylcholanthrene	+++++	+++++	+++++	+++++	+++++	+++++			
	+++++	+++++	+++++				+++++	+++++	<-
149 Indeno(1,2,3-cd)pyrene	0.95842	0.91970	0.96761	1.02802	1.09519	1.11801			
	1.15321	1.27935	1.29888				1.09093	12.527	
150 Dibenz(a,h)anthracene	0.79671	0.76822	0.80019	0.85789	0.91859	0.93924			
	0.96806	1.08232	1.08638				0.91307	13.001	
151 Benzo(g,h,i)perylene	0.82485	0.78058	0.81364	0.83564	0.88709	0.89667			
	0.92124	1.02060	1.02004				0.88893	9.741	
199 3-Picoline	+++++	+++++	+++++	+++++	+++++	+++++			
	+++++	+++++	+++++				+++++	+++++	<-
200 N,N-Dimethylacetamide	+++++	+++++	+++++	+++++	+++++	+++++			
	+++++	+++++	+++++				+++++	+++++	<-
201 Quinoline	+++++	+++++	+++++	+++++	+++++	+++++			
	+++++	+++++	+++++				+++++	+++++	<-
202 Diphenyl	+++++	+++++	+++++	+++++	+++++	+++++			
	+++++	+++++	+++++				+++++	+++++	<-

TestAmerica North Canton

INITIAL CALIBRATION DATA

Start Cal Date : 05-MAR-2010 12:00
End Cal Date : 05-MAR-2010 14:18
Quant Method : ISTD
Origin : Disabled
Target Version : 4.14
Integrator : HP RTE
Method file : \\cansvr11\dd\chem\MSS\a4ag2.i\00305A.b\8270C-625.m
Last Edit : 05-Mar-2010 14:31 hulat
Curve Type : Average

Compound	0.05000 Level 1	0.25000 Level 2	0.50000 Level 3	1.000 Level 4	2.500 Level 5	5.000 Level 6	RRF	% RSD	
	7.500 Level 7	10.000 Level 8	12.500 Level 9						
203 Diphenyl ether	+++++	+++++	+++++	+++++	+++++	+++++			
	+++++	+++++	+++++				+++++	+++++	<-
204 6-Methylchrysene	+++++	+++++	+++++	+++++	+++++	+++++			
	+++++	+++++	+++++				+++++	+++++	<-
205 Benzenethiol	+++++	+++++	+++++	+++++	+++++	+++++			
	+++++	+++++	+++++				+++++	+++++	<-
207 Indene	+++++	+++++	+++++	+++++	+++++	+++++			
	+++++	+++++	+++++				+++++	+++++	<-
208 Dibenz(a,j)acridine	+++++	+++++	+++++	+++++	+++++	+++++			
	+++++	+++++	+++++				+++++	+++++	<-
209 Benzaldehyde	+++++	1.07194	1.02616	0.99083	0.99489	0.89660			
	0.83108	+++++	+++++				0.96858	9.150	<-
210 Caprolactam	+++++	+++++	0.08549	0.09357	0.10136	0.10503			
	0.11055	0.12265	0.12232				0.10585	13.145	<-
211 1,1'-Biphenyl	+++++	1.32889	1.29075	1.26400	1.30494	1.28162			
	1.27400	1.42878	1.45370				1.32834	5.476	<-
212 Atrazine	+++++	0.12986	0.12975	0.13219	0.13904	0.14262			
	0.13332	0.14525	0.13577				0.13598	4.280	<-
213 Benzothiazole	+++++	+++++	+++++	+++++	+++++	+++++			
	+++++	+++++	+++++				+++++	+++++	<-
214 1,3-Dimethyl-2-Thiourea	+++++	+++++	+++++	+++++	+++++	+++++			
	+++++	+++++	+++++				+++++	+++++	<-

TestAmerica North Canton

INITIAL CALIBRATION DATA

Start Cal Date : 05-MAR-2010 12:00
End Cal Date : 05-MAR-2010 14:18
Quant Method : ISTD
Origin : Disabled
Target Version : 4.14
Integrator : HP RTE
Method file : \\cansvr11\dd\chem\MSS\a4ag2.i\00305A.b\8270C-625.m
Last Edit : 05-Mar-2010 14:31 hulat
Curve Type : Average

Compound	0.05000 Level 1	0.25000 Level 2	0.50000 Level 3	1.000 Level 4	2.500 Level 5	5.000 Level 6	RRF	% RSD	
	7.500 Level 7	10.000 Level 8	12.500 Level 9						
215 Phenyl ether	+++++	+++++	+++++	+++++	+++++	+++++			
	+++++	+++++	+++++				+++++	+++++	<-
216 1,3-Diethyl-2-Thiourea	+++++	+++++	+++++	+++++	+++++	+++++			
	+++++	+++++	+++++				+++++	+++++	<-
217 1,3-Dibutyl-2-Thiourea	+++++	+++++	+++++	+++++	+++++	+++++			
	+++++	+++++	+++++				+++++	+++++	
218 1,1,3,3-Tetramethyl-2-Thioure	+++++	+++++	+++++	+++++	+++++	+++++			
	+++++	+++++	+++++				+++++	+++++	<-
219 o-Benzyl Phenol	+++++	+++++	+++++	+++++	+++++	+++++			
	+++++	+++++	+++++				+++++	+++++	<-
220 Diphenyl Thiourea	+++++	+++++	+++++	+++++	+++++	+++++			
	+++++	+++++	+++++				+++++	+++++	<-
221 Hexabromobenzene	+++++	+++++	+++++	+++++	+++++	+++++			
	+++++	+++++	+++++				+++++	+++++	<-
222 Dibenz(a,h)acridine	+++++	+++++	+++++	+++++	+++++	+++++			
	+++++	+++++	+++++				+++++	+++++	<-
223 1,2-bis(2-chloroethoxy)ethane	+++++	+++++	+++++	+++++	+++++	+++++			
	+++++	+++++	+++++				+++++	+++++	<-
224 Acrylamide	+++++	+++++	+++++	+++++	+++++	+++++			
	+++++	+++++	+++++				+++++	+++++	<-
225 Methyl parathion	+++++	+++++	+++++	+++++	+++++	+++++			
	+++++	+++++	+++++				+++++	+++++	<-

TestAmerica North Canton

INITIAL CALIBRATION DATA

Start Cal Date : 05-MAR-2010 12:00
End Cal Date : 05-MAR-2010 14:18
Quant Method : ISTD
Origin : Disabled
Target Version : 4.14
Integrator : HP RTE
Method file : \\cansvr11\dd\chem\MSS\a4ag2.i\00305A.b\8270C-625.m
Last Edit : 05-Mar-2010 14:31 hulat
Curve Type : Average

Compound	0.05000 Level 1	0.25000 Level 2	0.50000 Level 3	1.000 Level 4	2.500 Level 5	5.000 Level 6	RRF	% RSD	
	7.500 Level 7	10.000 Level 8	12.500 Level 9						
226 Parathion	+++++	+++++	+++++	+++++	+++++	+++++			
	+++++	+++++	+++++				+++++	+++++	<-
227 Isodrin	+++++	+++++	+++++	+++++	+++++	+++++			
	+++++	+++++	+++++				+++++	+++++	<-
M 229 Famphur,Total	+++++	+++++	+++++	+++++	+++++	+++++			
	+++++	+++++	+++++				+++++	+++++	<-
230 Famphur 2	+++++	+++++	+++++	+++++	+++++	+++++			
	+++++	+++++	+++++				+++++	+++++	<-
231 2-Chloroacetophenone	+++++	+++++	+++++	+++++	+++++	+++++			
	+++++	+++++	+++++				+++++	+++++	<-
232 2-Methylcyclohexanone	+++++	+++++	+++++	+++++	+++++	+++++			
	+++++	+++++	+++++				+++++	+++++	<-
233 3-Methylcyclohexanone	+++++	+++++	+++++	+++++	+++++	+++++			
	+++++	+++++	+++++				+++++	+++++	<-
234 4-Methylcyclohexanone	+++++	+++++	+++++	+++++	+++++	+++++			
	+++++	+++++	+++++				+++++	+++++	<-
235 Tributyl phosphate	+++++	+++++	+++++	+++++	+++++	+++++			
	+++++	+++++	+++++				+++++	+++++	<-
236 Phenyl sulfone	+++++	+++++	+++++	+++++	+++++	+++++			
	+++++	+++++	+++++				+++++	+++++	<-
237 3,4-Dichloronitrobenzene	+++++	+++++	+++++	+++++	+++++	+++++			
	+++++	+++++	+++++				+++++	+++++	<-

TestAmerica North Canton

INITIAL CALIBRATION DATA

Start Cal Date : 05-MAR-2010 12:00
End Cal Date : 05-MAR-2010 14:18
Quant Method : ISTD
Origin : Disabled
Target Version : 4.14
Integrator : HP RTE
Method file : \\cansvr11\dd\chem\MSS\a4ag2.i\00305A.b\8270C-625.m
Last Edit : 05-Mar-2010 14:31 hulat
Curve Type : Average

Compound	0.05000 Level 1	0.25000 Level 2	0.50000 Level 3	1.000 Level 4	2.500 Level 5	5.000 Level 6	RRF	% RSD	
	7.500 Level 7	10.000 Level 8	12.500 Level 9						
238 Bis(2-hydroxyphenyl)methane	+++++	+++++	+++++	+++++	+++++	+++++			
	+++++	+++++	+++++				+++++	+++++	<-
239 Bis(4-hydroxyphenyl)methane	+++++	+++++	+++++	+++++	+++++	+++++			
	+++++	+++++	+++++				+++++	+++++	<-
240 4-Chlorophenol	+++++	+++++	+++++	+++++	+++++	+++++			
	+++++	+++++	+++++				+++++	+++++	<-
241 2,3-Dichlorophenol	+++++	+++++	+++++	+++++	+++++	+++++			
	+++++	+++++	+++++				+++++	+++++	<-
242 2,5-Dichlorophenol	+++++	+++++	+++++	+++++	+++++	+++++			
	+++++	+++++	+++++				+++++	+++++	<-
243 Octachlorostyrene	+++++	+++++	+++++	+++++	+++++	+++++			
	+++++	+++++	+++++				+++++	+++++	<-
244 Octachlorocyclopentene	+++++	+++++	+++++	+++++	+++++	+++++			
	+++++	+++++	+++++				+++++	+++++	<-
245 Catechol	+++++	+++++	+++++	+++++	+++++	+++++			
	+++++	+++++	+++++				+++++	+++++	<-
246 3-methylcatechol	+++++	+++++	+++++	+++++	+++++	+++++			
	+++++	+++++	+++++				+++++	+++++	<-
247 4-methylcatechol	+++++	+++++	+++++	+++++	+++++	+++++			
	+++++	+++++	+++++				+++++	+++++	<-
248 Hydroquinone	+++++	+++++	+++++	+++++	+++++	+++++			
	+++++	+++++	+++++				+++++	+++++	<-

TestAmerica North Canton

INITIAL CALIBRATION DATA

Start Cal Date : 05-MAR-2010 12:00
End Cal Date : 05-MAR-2010 14:18
Quant Method : ISTD
Origin : Disabled
Target Version : 4.14
Integrator : HP RTE
Method file : \\cansvr11\dd\chem\MSS\a4ag2.i\00305A.b\8270C-625.m
Last Edit : 05-Mar-2010 14:31 hulat
Curve Type : Average

Compound	0.05000 Level 1	0.25000 Level 2	0.50000 Level 3	1.000 Level 4	2.500 Level 5	5.000 Level 6	RRF	% RSD	
	7.500 Level 7	10.000 Level 8	12.500 Level 9						
249 Resorcinol	+++++	+++++	+++++	+++++	+++++	+++++			
	+++++	+++++	+++++				+++++	+++++	<-
250 N-methyl-pyrrolidone	+++++	+++++	+++++	+++++	+++++	+++++			
	+++++	+++++	+++++				+++++	+++++	<-
$ 154 Nitrobenzene-d5	0.44108	0.42992	0.41195	0.40608	0.41509	0.40882			
	0.41274	0.45525	0.44698				0.42532	4.335	
$ 155 2-Fluorobiphenyl	1.30173	1.16211	1.13335	1.09403	1.14446	1.12233			
	1.11103	1.21998	1.20702				1.16623	5.645	
$ 156 Terphenyl-d14	0.63592	0.54623	0.58617	0.60589	0.62439	0.61571			
	0.62845	0.68990	0.68559				0.62425	7.203	
$ 157 Phenol-d5	+++++	1.45283	1.52009	1.45407	1.48973	1.46249			
	1.48472	1.58344	1.55895				1.50079	3.276	
$ 158 2-Fluorophenol	+++++	1.04972	1.08959	1.06182	1.12382	1.04891			
	1.10631	1.18195	1.14363				1.10072	4.334	
$ 159 2,4,6-Tribromophenol	+++++	0.12612	0.13777	0.15461	0.17212	0.17138			
	0.18112	0.19414	0.19805				0.16691	15.400	<-
$ 186 2-Chlorophenol-d4	+++++	1.14178	1.14088	1.12685	1.13325	1.11765			
	1.15599	1.23958	1.18693				1.15536	3.463	<-
$ 187 1,2-Dichlorobenzene-d4	+++++	0.76844	0.78922	0.76078	0.80196	0.75271			
	0.77693	0.82828	0.80681				0.78564	3.270	<-

Report Date : 05-Mar-2010 14:53

TestAmerica North Canton

INITIAL CALIBRATION DATA

Start Cal Date : 05-MAR-2010 12:00
End Cal Date : 05-MAR-2010 14:18
Quant Method : ISTD
Target Version : 4.14
Integrator : HP RTE
Method file : \\cansvr11\dd\chem\MSS\a4ag2.i\00305A.b\8270C-625.m
Last Edit : 05-Mar-2010 14:48 hulat

Calibration File Names:
Level 1: \\cansvr11\dd\chem\MSS\a4ag2.i\00305A.b\2SLL0305.D
Level 2: \\cansvr11\dd\chem\MSS\a4ag2.i\00305A.b\2SL0305.D
Level 3: \\cansvr11\dd\chem\MSS\a4ag2.i\00305A.b\2SML0305.D
Level 4: \\cansvr11\dd\chem\MSS\a4ag2.i\00305A.b\2SM0305.D
Level 5: \\cansvr11\dd\chem\MSS\a4ag2.i\00305A.b\2SMM0305.D
Level 6: \\cansvr11\dd\chem\MSS\a4ag2.i\00305A.b\2SMH0305.D
Level 7: \\cansvr11\dd\chem\MSS\a4ag2.i\00305A.b\2SH0305.D
Level 8: \\cansvr11\dd\chem\MSS\a4ag2.i\00305A.b\2SHH0305.D
Level 9: \\cansvr11\dd\chem\MSS\a4ag2.i\00305A.b\2SHHH0305.D

Compound	0.0500000 Level 1	0.2500000 Level 2	0.5000000 Level 3	1.0000 Level 4	2.5000 Level 5	5.0000 Level 6	Curve	Coefficients b	m1	m2	%RSD or R^2	
	7.5000 Level 7	10.0000 Level 8	12.5000 Level 9									
198 1,4-Dioxane	+++++	0.63692	0.56251	0.52803	0.54232	0.48520						
	0.48615	0.52747	0.49460				AVRG		0.53290		9.45378	<-
7 N-Nitrosomorpholine	+++++	+++++	+++++	+++++	+++++	+++++						
	+++++	+++++	+++++				AVRG		0.000e+000		0.000e+000	<-
8 Ethyl methanesulfonate	+++++	+++++	+++++	+++++	+++++	+++++						
	+++++	+++++	+++++				AVRG		0.000e+000		0.000e+000	<-

TestAmerica North Canton

INITIAL CALIBRATION DATA

Start Cal Date : 05-MAR-2010 12:00
End Cal Date : 05-MAR-2010 14:18
Quant Method : ISTD
Target Version : 4.14
Integrator : HP RTE
Method file : \\cansvr11\dd\chem\MSS\a4ag2.i\00305A.b\8270C-625.m
Last Edit : 05-Mar-2010 14:48 hulat

Compound	0.0500000 Level 1	0.2500000 Level 2	0.5000000 Level 3	1.0000 Level 4	2.5000 Level 5	5.0000 Level 6	Curve	Coefficients b	m1	m2	%RSD or R^2	
	7.5000 Level 7	10.0000 Level 8	12.5000 Level 9									
9 Pyridine	+++++	1.15069	1.23815	1.27366	1.35429	1.31998						
	1.37462	1.46880	1.42333				AVRG		1.32544		7.77055	<-
10 N-Nitrosodimethylamine	+++++	0.71731	0.80973	0.76231	0.71112	0.76032						
	0.77362	0.74361	0.69352				AVRG		0.74644		5.08713	<-
11 Ethyl methacrylate	+++++	+++++	+++++	+++++	+++++	+++++						
	+++++	+++++	+++++				AVRG		0.000e+000		0.000e+000	<-
12 3-Chloropropionitrile	+++++	0.65330	0.70231	0.68361	0.69744	0.64558						
	0.66602	0.72547	0.62379				AVRG		0.67469		4.98241	<-
13 Malononitrile	+++++	+++++	+++++	+++++	+++++	+++++						
	+++++	+++++	+++++				AVRG		0.000e+000		0.000e+000	<-
14 2-Picoline	+++++	+++++	+++++	+++++	+++++	+++++						
	+++++	+++++	+++++				AVRG		0.000e+000		0.000e+000	<-
15 N-Nitrosomethylethylamine	+++++	+++++	+++++	+++++	+++++	+++++						
	+++++	+++++	+++++				AVRG		0.000e+000		0.000e+000	<-

TestAmerica North Canton

INITIAL CALIBRATION DATA

Start Cal Date : 05-MAR-2010 12:00
End Cal Date : 05-MAR-2010 14:18
Quant Method : ISTD
Target Version : 4.14
Integrator : HP RTE
Method file : \\cansvr11\dd\chem\MSS\a4ag2.i\00305A.b\8270C-625.m
Last Edit : 05-Mar-2010 14:48 hulat

Compound	0.0500000 Level 1	0.2500000 Level 2	0.5000000 Level 3	1.0000 Level 4	2.5000 Level 5	5.0000 Level 6	Curve	Coefficients b	m1	m2	%RSD or R^2	
	7.5000 Level 7	10.0000 Level 8	12.5000 Level 9									
16 Methyl methanesulfonate	+++++	+++++	+++++	+++++	+++++	+++++						
	+++++	+++++	+++++				AVRG		0.000e+000		0.000e+000	<-
18 1,3-Dichloro-2-propanol	+++++	+++++	+++++	+++++	+++++	+++++						
	+++++	+++++	+++++				AVRG		0.000e+000		0.000e+000	<-
19 N-Nitrosodiethylamine	+++++	+++++	+++++	+++++	+++++	+++++						
	+++++	+++++	+++++				AVRG		0.000e+000		0.000e+000	<-
21 Aniline	+++++	1.81909	1.80048	1.80242	1.86467	1.94944						
	1.95669	2.03040	2.02077				AVRG		1.90549		5.02686	<-
22 Phenol	+++++	1.51376	1.56520	1.53768	1.58879	1.53940						
	1.58190	1.67445	1.65873				AVRG		1.58249		3.63759	<-
23 bis(2-Chloroethyl)ether	1.77306	1.47602	1.40705	1.34916	1.45863	1.26085						
	1.31961	1.40285	1.41915				AVRG		1.42960		10.17695	
24 2-Chlorophenol	+++++	1.20403	1.27490	1.22433	1.28605	1.20120						
	1.25990	1.32995	1.31257				AVRG		1.26162		3.83645	<-

TestAmerica North Canton

INITIAL CALIBRATION DATA

Start Cal Date : 05-MAR-2010 12:00
End Cal Date : 05-MAR-2010 14:18
Quant Method : ISTD
Target Version : 4.14
Integrator : HP RTE
Method file : \\cansvr11\dd\chem\MSS\a4ag2.i\00305A.b\8270C-625.m
Last Edit : 05-Mar-2010 14:48 hulat

Compound	0.0500000 Level 1	0.2500000 Level 2	0.5000000 Level 3	1.0000 Level 4	2.5000 Level 5	5.0000 Level 6	Curve	Coefficients b	m1	m2	%RSD or R^2	
	7.5000 Level 7	10.0000 Level 8	12.5000 Level 9									
25 Pentachloroethane	+++++	+++++	+++++	+++++	+++++	+++++						
	+++++	+++++	+++++				AVRG		0.000e+000		0.000e+000	<-
26 1,3-Dichlorobenzene	+++++	1.26995	1.30905	1.29374	1.29851	1.26357						
	1.28834	1.39396	1.34182				AVRG		1.30737		3.24945	<-
27 1,4-Dichlorobenzene	+++++	1.29563	1.28262	1.25042	1.26925	1.24282						
	1.28496	1.37076	1.33118				AVRG		1.29096		3.27938	<-
28 1,2-Dichlorobenzene	+++++	1.28454	1.29051	1.23825	1.25049	1.18204						
	1.22337	1.29957	1.26941				AVRG		1.25477		3.15232	<-
29 Benzyl Alcohol	+++++	0.79688	0.81643	0.81783	0.85399	0.85261						
	0.86770	0.89528	0.91318				AVRG		0.85174		4.72487	<-
30 2-Methylphenol	+++++	1.16497	1.18094	1.10703	1.20938	1.15395						
	1.19550	1.24818	1.24974				AVRG		1.18871		4.05183	<-
31 bis(2-Chloroisopropyl)ether	+++++	1.55465	1.53351	1.37836	1.47240	1.40227						
	1.44685	1.47582	1.52590				AVRG		1.47372		4.27432	<-

TestAmerica North Canton

INITIAL CALIBRATION DATA

Start Cal Date : 05-MAR-2010 12:00
End Cal Date : 05-MAR-2010 14:18
Quant Method : ISTD
Target Version : 4.14
Integrator : HP RTE
Method file : \\cansvr11\dd\chem\MSS\a4ag2.i\00305A.b\8270C-625.m
Last Edit : 05-Mar-2010 14:48 hulat

Compound	0.0500000 Level 1	0.2500000 Level 2	0.5000000 Level 3	1.0000 Level 4	2.5000 Level 5	5.0000 Level 6	Curve	Coefficients b	m1	m2	%RSD or R^2	
	7.5000 Level 7	10.0000 Level 8	12.5000 Level 9									
32 N-Nitroso-di-n-propylamine	+++++	1.04555	1.04987	1.04144	1.08046	1.06328						
	1.09282	1.09304	1.14530				AVRG		1.07647		3.21043	<-
M 195 Cresols, total	+++++	2.27340	2.39503	2.31341	2.46130	2.38208						
	2.46100	2.53916	2.56992				AVRG		2.42441		4.26434	<-
192 4-Methylphenol	+++++	1.10843	1.21409	1.20638	1.25192	1.22813						
	1.26550	1.29097	1.32018				AVRG		1.23570		5.20201	<-
193 3-Methylphenol	+++++	+++++	+++++	+++++	+++++	+++++						
	+++++	+++++	+++++				AVRG		0.000e+000		0.000e+000	<-
34 Hexachloroethane	+++++	0.52490	0.53017	0.50382	0.54647	0.53334						
	0.54386	0.57760	0.56908				AVRG		0.54115		4.40844	<-
35 Nitrobenzene	0.45226	0.36613	0.37660	0.37058	0.38242	0.37100						
	0.36985	0.41227	0.40182				AVRG		0.38921		7.29937	
36 N-Nitrosopyrrolidine	+++++	+++++	+++++	+++++	+++++	+++++						
	+++++	+++++	+++++				AVRG		0.000e+000		0.000e+000	<-

TestAmerica North Canton

INITIAL CALIBRATION DATA

Start Cal Date : 05-MAR-2010 12:00
End Cal Date : 05-MAR-2010 14:18
Quant Method : ISTD
Target Version : 4.14
Integrator : HP RTE
Method file : \\cansvr11\dd\chem\MSS\a4ag2.i\00305A.b\8270C-625.m
Last Edit : 05-Mar-2010 14:48 hulat

Compound	0.0500000 Level 1	0.2500000 Level 2	0.5000000 Level 3	1.0000 Level 4	2.5000 Level 5	5.0000 Level 6	Curve	Coefficients b	m1	m2	%RSD or R^2	
	7.5000 Level 7	10.0000 Level 8	12.5000 Level 9									
37 Acetophenone	+++++	1.75839	1.76267	1.69905	1.78657	1.74078						
	1.78122	1.79420	1.83296				AVRG		1.76948		2.24285	<-
39 o-Toluidine	+++++	+++++	+++++	+++++	+++++	+++++						
	+++++	+++++	+++++				AVRG		0.000e+000		0.000e+000	<-
40 N-Nitrosopiperidine	+++++	+++++	+++++	+++++	+++++	+++++						
	+++++	+++++	+++++				AVRG		0.000e+000		0.000e+000	<-
41 Isophorone	+++++	0.68725	0.67046	0.67943	0.67476	0.67248						
	0.67746	0.75174	0.75789				AVRG		0.69643		5.23019	<-
42 2-Nitrophenol	+++++	0.12955	0.13949	0.14683	0.16238	0.15851						
	0.15799	0.17437	0.17438				AVRG		0.15544		10.25855	<-
43 2,4-Dimethylphenol	+++++	0.30437	0.32193	0.32955	0.32526	0.33162						
	0.33697	0.36652	0.35691				AVRG		0.33414		5.89552	<-
44 bis(2-Chloroethoxy)methane	+++++	0.36832	0.36669	0.34437	0.34981	0.33781						
	0.34476	0.37357	0.37088				AVRG		0.35703		3.98656	<-

TestAmerica North Canton

INITIAL CALIBRATION DATA

Start Cal Date : 05-MAR-2010 12:00
End Cal Date : 05-MAR-2010 14:18
Quant Method : ISTD
Target Version : 4.14
Integrator : HP RTE
Method file : \\cansvr11\dd\chem\MSS\a4ag2.i\00305A.b\8270C-625.m
Last Edit : 05-Mar-2010 14:48 hulat

Compound	0.0500000 Level 1	0.2500000 Level 2	0.5000000 Level 3	1.0000 Level 4	2.5000 Level 5	5.0000 Level 6	Curve	Coefficients b	m1	m2	%RSD or R^2	
	7.5000 Level 7	10.0000 Level 8	12.5000 Level 9									
45 O,O,O-Triethyl phosphorothioa	+++++	+++++	+++++	+++++	+++++	+++++						
	+++++	+++++	+++++				AVRG		0.000e+000		0.000e+000	<-
46 2,4-Toluenediamene	+++++	+++++	0.12884	0.15991	0.15022	0.14826						
	0.14166	0.14911	0.13674				AVRG		0.14496		6.99804	<-
47 1,3,5-Trichlorobenzene	+++++	0.27381	0.26196	0.26612	0.26799	0.25260						
	0.26046	0.29122	0.28050				AVRG		0.26933		4.54533	<-
48 2,4-Dichlorophenol	+++++	0.22078	0.22578	0.22662	0.23359	0.23288						
	0.23401	0.25935	0.25490				AVRG		0.23599		5.87528	<-
49 Benzoic Acid	+++++	+++++	32423	129169	374276	758991						
	1403454	1666624	2174254				QUAD	0.41327	4.49613	-0.26185	0.99789	<-
50 1,2,4-Trichlorobenzene	+++++	0.26131	0.26047	0.25724	0.26514	0.25640						
	0.25816	0.29080	0.28278				AVRG		0.26654		4.86665	<-
51 Naphthalene	1.05732	0.93537	0.91519	0.89886	0.90808	0.90552						
	0.90678	1.00090	0.98620				AVRG		0.94602		5.89987	

TestAmerica North Canton

INITIAL CALIBRATION DATA

Start Cal Date : 05-MAR-2010 12:00
End Cal Date : 05-MAR-2010 14:18
Quant Method : ISTD
Target Version : 4.14
Integrator : HP RTE
Method file : \\cansvr11\dd\chem\MSS\a4ag2.i\00305A.b\8270C-625.m
Last Edit : 05-Mar-2010 14:48 hulat

Compound	0.0500000 Level 1	0.2500000 Level 2	0.5000000 Level 3	1.0000 Level 4	2.5000 Level 5	5.0000 Level 6	Curve	Coefficients b	m1	m2	%RSD or R^2	
	7.5000 Level 7	10.0000 Level 8	12.5000 Level 9									
52 4-Chloroaniline	+++++	0.33378	0.37061	0.37873	0.39602	0.39465						
	0.40867	0.40604	0.41044				AVRG		0.38737		6.68179	<-
53 a,a-Dimethyl-phenethylamine	+++++	+++++	+++++	+++++	+++++	+++++						
	+++++	+++++	+++++				AVRG		0.000e+000		0.000e+000	<-
54 2,6-Dichlorophenol	+++++	+++++	+++++	+++++	+++++	+++++						
	+++++	+++++	+++++				AVRG		0.000e+000		0.000e+000	<-
55 Hexachloropropene	+++++	+++++	+++++	+++++	+++++	+++++						
	+++++	+++++	+++++				AVRG		0.000e+000		0.000e+000	<-
56 Hexachlorobutadiene	+++++	0.15996	0.15685	0.15803	0.15788	0.15321						
	0.15844	0.17486	0.16902				AVRG		0.16103		4.45716	<-
57 1,2,3-Trichlorobenzene	+++++	0.23804	0.26034	0.24536	0.24446	0.24353						
	0.24660	0.27369	0.26540				AVRG		0.25218		5.00693	<-
58 N-Nitrosodi-n-butylamine	+++++	+++++	+++++	+++++	+++++	+++++						
	+++++	+++++	+++++				AVRG		0.000e+000		0.000e+000	<-

TestAmerica North Canton

INITIAL CALIBRATION DATA

Start Cal Date : 05-MAR-2010 12:00
End Cal Date : 05-MAR-2010 14:18
Quant Method : ISTD
Target Version : 4.14
Integrator : HP RTE
Method file : \\cansvr11\dd\chem\MSS\a4ag2.i\00305A.b\8270C-625.m
Last Edit : 05-Mar-2010 14:48 hulat

Compound	0.0500000 Level 1	0.2500000 Level 2	0.5000000 Level 3	1.0000 Level 4	2.5000 Level 5	5.0000 Level 6	Curve	Coefficients b	m1	m2	%RSD or R^2	
	7.5000 Level 7	10.0000 Level 8	12.5000 Level 9									
59 4-Chloro-3-Methylphenol	+++++	+++++	0.26946	0.27830	0.28024	0.28763						
	0.29789	0.32287	0.31794				AVRG		0.29347		6.95330	<-
60 p-Phenylene diamine	+++++	+++++	+++++	+++++	+++++	+++++						
	+++++	+++++	+++++				AVRG		0.000e+000		0.000e+000	<-
61 Safrole	+++++	+++++	+++++	+++++	+++++	+++++						
	+++++	+++++	+++++				AVRG		0.000e+000		0.000e+000	<-
62 2-Methylnaphthalene	0.47097	0.50143	0.51718	0.50763	0.51006	0.51467						
	0.51128	0.56127	0.55856				AVRG		0.51701		5.39447	
63 1-Methylnaphthalene	0.59922	0.57742	0.59604	0.57937	0.58109	0.58570						
	0.59531	0.63812	0.63266				AVRG		0.59832		3.75141	
64 Hexachlorocyclopentadiene	+++++	11835	25193	62658	172320	329571						
	572328	688618	888479				QUAD	0.07170	3.28921	-0.25230	0.99877	<-
65 1,2,4,5-Tetrachlorobenzene	+++++	+++++	+++++	+++++	+++++	+++++						
	+++++	+++++	+++++				AVRG		0.000e+000		0.000e+000	<-

TestAmerica North Canton

INITIAL CALIBRATION DATA

Start Cal Date : 05-MAR-2010 12:00
End Cal Date : 05-MAR-2010 14:18
Quant Method : ISTD
Target Version : 4.14
Integrator : HP RTE
Method file : \\cansvr11\dd\chem\MSS\a4ag2.i\00305A.b\8270C-625.m
Last Edit : 05-Mar-2010 14:48 hulat

Compound	0.0500000 Level 1	0.2500000 Level 2	0.5000000 Level 3	1.0000 Level 4	2.5000 Level 5	5.0000 Level 6	Curve	Coefficients b	m1	m2	%RSD or R^2	
	7.5000 Level 7	10.0000 Level 8	12.5000 Level 9									
66 2,4,6-Trichlorophenol	+++++	0.25322	0.27886	0.29321	0.32006	0.30546						
	0.31745	0.35191	0.34356				AVRG		0.30797		10.63054	<-
67 2,4,5-Trichlorophenol	+++++	0.32589	0.32690	0.31785	0.33380	0.33381						
	0.34918	0.37289	0.35778				AVRG		0.33976		5.47267	<-
68 1,2,3,5-Tetrachlorobenzene	+++++	0.47128	0.47659	0.47524	0.49151	0.47598						
	0.48574	0.52946	0.53165				AVRG		0.49218		4.98783	<-
69 1,4-Dinitrobenzene	+++++	+++++	+++++	+++++	+++++	+++++						
	+++++	+++++	+++++				AVRG		0.000e+000		0.000e+000	<-
70 2-Chloronaphthalene	1.00113	0.95418	0.91997	0.92729	0.97514	0.95135						
	0.93289	1.00159	1.00945				AVRG		0.96367		3.57429	
71 Isosafrole 1	+++++	+++++	+++++	+++++	+++++	+++++						
	+++++	+++++	+++++				AVRG		0.000e+000		0.000e+000	<-
M 188 Isosafrole, Total	+++++	+++++	+++++	+++++	+++++	+++++						
	+++++	+++++	+++++				AVRG		0.000e+000		0.000e+000	<-

TestAmerica North Canton

INITIAL CALIBRATION DATA

Start Cal Date : 05-MAR-2010 12:00
End Cal Date : 05-MAR-2010 14:18
Quant Method : ISTD
Target Version : 4.14
Integrator : HP RTE
Method file : \\cansvr11\dd\chem\MSS\a4ag2.i\00305A.b\8270C-625.m
Last Edit : 05-Mar-2010 14:48 hulat

Compound	0.0500000 Level 1	0.2500000 Level 2	0.5000000 Level 3	1.0000 Level 4	2.5000 Level 5	5.0000 Level 6	Curve	Coefficients b	m1	m2	%RSD or R^2	
	7.5000 Level 7	10.0000 Level 8	12.5000 Level 9									
72 Isosafrole 2	+++++	+++++	+++++	+++++	+++++	+++++						
	+++++	+++++	+++++				AVRG		0.000e+000		0.000e+000	<-
73 2-Nitroaniline	+++++	0.33922	0.33260	0.34390	0.37493	0.37871						
	0.38060	0.42041	0.41801				AVRG		0.37355		9.04169	<-
74 1,2,3,4-Tetrachlorobenzene	+++++	0.42644	0.42713	0.42676	0.45829	0.44991						
	0.45739	0.50368	0.50212				AVRG		0.45647		6.93070	<-
75 1,4-Naphthoquinone	+++++	+++++	+++++	+++++	+++++	+++++						
	+++++	+++++	+++++				AVRG		0.000e+000		0.000e+000	<-
76 Dimethylphthalate	+++++	1.11467	1.16092	1.12188	1.17753	1.17637						
	1.18075	1.27211	1.26181				AVRG		1.18326		4.85717	<-
77 m-Dinitrobenzene	+++++	+++++	+++++	+++++	+++++	+++++						
	+++++	+++++	+++++				AVRG		0.000e+000		0.000e+000	<-
78 2,6-Dinitrotoluene	+++++	0.19943	0.22847	0.24271	0.26793	0.27118						
	0.27579	0.29946	0.29394				AVRG		0.25986		13.09649	<-

860

North Canton

TestAmerica North Canton

INITIAL CALIBRATION DATA

Start Cal Date : 05-MAR-2010 12:00
End Cal Date : 05-MAR-2010 14:18
Quant Method : ISTD
Target Version : 4.14
Integrator : HP RTE
Method file : \\cansvr11\dd\chem\MSS\a4ag2.i\00305A.b\8270C-625.m
Last Edit : 05-Mar-2010 14:48 hulat

Compound	0.0500000 Level 1	0.2500000 Level 2	0.5000000 Level 3	1.0000 Level 4	2.5000 Level 5	5.0000 Level 6	Curve	Coefficients b	m1	m2	%RSD or R^2	
	7.5000 Level 7	10.0000 Level 8	12.5000 Level 9									
79 Acenaphthylene	1.66909	1.59564	1.52272	1.57462	1.64256	1.61340						
	1.61276	1.75888	1.74092				AVRG		1.63674		4.65912	
80 1,2-Dinitrobenzene	+++++	5594	10307	30542	75878	146139						
	242872	284673	369706				QUAD	0.04990	7.56010	-1.01469	0.99947	<-
81 3-Nitroaniline	+++++	0.21728	0.23806	0.26136	0.29587	0.29313						
	0.30040	0.32957	0.32361				AVRG		0.28241		14.15922	<-
82 Acenaphthene	1.08155	1.02538	1.03561	1.01873	1.05116	1.02635						
	1.01106	1.12414	1.11678				AVRG		1.05453		4.05596	
83 2,4-Dinitrophenol	+++++	+++++	+++++	56620	204509	408722						
	731220	837129	1125698				QUAD	0.43758	4.93410	-0.24221	0.99973	<-
84 Pentachlorobenzene	+++++	+++++	+++++	+++++	+++++	+++++						
	+++++	+++++	+++++				AVRG		0.000e+000		0.000e+000	<-
85 4-Nitrophenol	+++++	+++++	+++++	32846	124050	257833						
	434854	521609	660889				QUAD	0.25630	3.82940	-0.16406	0.99814	<-

TestAmerica North Canton

INITIAL CALIBRATION DATA

Start Cal Date : 05-MAR-2010 12:00
End Cal Date : 05-MAR-2010 14:18
Quant Method : ISTD
Target Version : 4.14
Integrator : HP RTE
Method file : \\cansvr11\dd\chem\MSS\a4ag2.i\00305A.b\8270C-625.m
Last Edit : 05-Mar-2010 14:48 hulat

Compound	0.0500000 Level 1	0.2500000 Level 2	0.5000000 Level 3	1.0000 Level 4	2.5000 Level 5	5.0000 Level 6	Curve	Coefficients b	m1	m2	%RSD or R^2	
	7.5000 Level 7	10.0000 Level 8	12.5000 Level 9									
86 Dibenzofuran	1.54050	1.38583	1.40999	1.38913	1.43767	1.42579						
	1.41442	1.56713	1.56463				AVRG		1.45945		5.17726	
87 2,4-Dinitrotoluene	+++++	0.26124	0.32137	0.34314	0.38518	0.37758						
	0.37781	0.41878	0.41014				AVRG		0.36191		14.29283	<-
88 2,3,4,6-Tetrachlorophenol	+++++	+++++	+++++	+++++	+++++	+++++						
	+++++	+++++	+++++				AVRG		0.000e+000		0.000e+000	<-
89 1-Naphthylamine	+++++	+++++	+++++	+++++	+++++	+++++						
	+++++	+++++	+++++				AVRG		0.000e+000		0.000e+000	<-
90 Zinophos	+++++	+++++	+++++	+++++	+++++	+++++						
	+++++	+++++	+++++				AVRG		0.000e+000		0.000e+000	<-
91 2,3,5,6-Tetrachlorophenol	+++++	+++++	0.25457	0.26831	0.29873	0.29751						
	0.30579	0.33396	0.33178				AVRG		0.29867		9.91362	<-
92 2-Naphthylamine	+++++	+++++	+++++	+++++	+++++	+++++						
	+++++	+++++	+++++				AVRG		0.000e+000		0.000e+000	<-

TestAmerica North Canton

INITIAL CALIBRATION DATA

Start Cal Date : 05-MAR-2010 12:00
End Cal Date : 05-MAR-2010 14:18
Quant Method : ISTD
Target Version : 4.14
Integrator : HP RTE
Method file : \\cansvr11\dd\chem\MSS\a4ag2.i\00305A.b\8270C-625.m
Last Edit : 05-Mar-2010 14:48 hulat

Compound	0.0500000 Level 1	0.2500000 Level 2	0.5000000 Level 3	1.0000 Level 4	2.5000 Level 5	5.0000 Level 6	Curve	Coefficients b	m1	m2	%RSD or R^2	
	7.5000 Level 7	10.0000 Level 8	12.5000 Level 9									
93 Diethylphthalate	+++++	1.27639	1.25818	1.23451	1.27937	1.27645						
	1.26839	1.38387	1.37706				AVRG		1.29428		4.26057	<-
94 Fluorene	1.25329	1.21936	1.14004	1.18442	1.24987	1.21446						
	1.20946	1.34337	1.33479				AVRG		1.23878		5.34126	
95 4-Chlorophenyl-phenylether	+++++	0.52673	0.56117	0.52652	0.57891	0.57289						
	0.57822	0.62536	0.62311				AVRG		0.57411		6.49930	<-
96 4-Nitroaniline	+++++	+++++	0.25800	0.28983	0.32799	0.33383						
	0.33461	0.35993	0.36546				AVRG		0.32424		11.78330	<-
97 5-Nitro-o-toluidine	+++++	+++++	+++++	+++++	+++++	+++++						
	+++++	+++++	+++++				AVRG		0.000e+000		0.000e+000	<-
98 4,6-Dinitro-2-methylphenol	+++++	+++++	9647	36637	120799	235645						
	399230	458362	633191				QUAD	0.12610	8.19869	-1.62303	0.99989	<-
99 N-Nitrosodiphenylamine	+++++	0.47910	0.49827	0.51047	0.50719	0.51161						
	0.52349	0.55280	0.55645				AVRG		0.51742		5.07858	<-

TestAmerica North Canton

INITIAL CALIBRATION DATA

Start Cal Date : 05-MAR-2010 12:00
End Cal Date : 05-MAR-2010 14:18
Quant Method : ISTD
Target Version : 4.14
Integrator : HP RTE
Method file : \\cansvr11\dd\chem\MSS\a4ag2.i\00305A.b\8270C-625.m
Last Edit : 05-Mar-2010 14:48 hulat

Compound	0.0500000 Level 1	0.2500000 Level 2	0.5000000 Level 3	1.0000 Level 4	2.5000 Level 5	5.0000 Level 6	Curve	Coefficients b	m1	m2	%RSD or R^2	
	7.5000 Level 7	10.0000 Level 8	12.5000 Level 9									
100 1,2-Diphenylhydrazine	+++++	0.91110	0.92661	0.88187	0.87385	0.88154						
	0.89432	0.96251	0.94603				AVRG		0.90973		3.59457	<-
101 Diphenylamine	+++++	0.47910	0.49827	0.51047	0.50719	0.51161						
	0.52349	0.55280	0.55645				AVRG		0.51742		5.07858	<-
102 Tetraethyl dithiopyrophosphat	+++++	+++++	+++++	+++++	+++++	+++++						
	+++++	+++++	+++++				AVRG		0.000e+000		0.000e+000	<-
103 Diallate 1	+++++	+++++	+++++	+++++	+++++	+++++						
	+++++	+++++	+++++				AVRG		0.000e+000		0.000e+000	<-
M 189 Diallate, Total	+++++	+++++	+++++	+++++	+++++	+++++						
	+++++	+++++	+++++				AVRG		0.000e+000		0.000e+000	<-
104 Phorate	+++++	+++++	+++++	+++++	+++++	+++++						
	+++++	+++++	+++++				AVRG		0.000e+000		0.000e+000	<-
105 1,3,5-Trinitrobenzene	+++++	+++++	+++++	+++++	+++++	+++++						
	+++++	+++++	+++++				AVRG		0.000e+000		0.000e+000	<-

TestAmerica North Canton

INITIAL CALIBRATION DATA

Start Cal Date : 05-MAR-2010 12:00
End Cal Date : 05-MAR-2010 14:18
Quant Method : ISTD
Target Version : 4.14
Integrator : HP RTE
Method file : \\cansvr11\dd\chem\MSS\a4ag2.i\00305A.b\8270C-625.m
Last Edit : 05-Mar-2010 14:48 hulat

Compound	0.0500000 Level 1	0.2500000 Level 2	0.5000000 Level 3	1.0000 Level 4	2.5000 Level 5	5.0000 Level 6	Curve	Coefficients b	m1	m2	%RSD or R^2	
	7.5000 Level 7	10.0000 Level 8	12.5000 Level 9									
106 4-Bromophenyl-phenylether	+++++	0.18685	0.18739	0.18885	0.19469	0.19676						
	0.20077	0.21999	0.22450				AVRG		0.19997		7.30994	<-
107 Hexachlorobenzene	+++++	0.19689	0.20247	0.20391	0.20310	0.20764						
	0.21499	0.23262	0.23653				AVRG		0.21227		6.93685	
108 Phenacetin	+++++	+++++	+++++	+++++	+++++	+++++						
	+++++	+++++	+++++				AVRG		0.000e+000		0.000e+000	<-
109 Diallate 2	+++++	+++++	+++++	+++++	+++++	+++++						
	+++++	+++++	+++++				AVRG		0.000e+000		0.000e+000	<-
110 Dimethoate	+++++	+++++	+++++	+++++	+++++	+++++						
	+++++	+++++	+++++				AVRG		0.000e+000		0.000e+000	<-
111 Pentachlorophenol	+++++	+++++	29612	98653	278740	564668						
	1003487	1175028	1565310				QUAD	0.28445	6.54846	-0.52284	0.99956	<-
112 Pentachloronitrobenzene	+++++	+++++	+++++	+++++	+++++	+++++						
	+++++	+++++	+++++				AVRG		0.000e+000		0.000e+000	<-

TestAmerica North Canton

INITIAL CALIBRATION DATA

Start Cal Date : 05-MAR-2010 12:00
End Cal Date : 05-MAR-2010 14:18
Quant Method : ISTD
Target Version : 4.14
Integrator : HP RTE
Method file : \\cansvr11\dd\chem\MSS\a4ag2.i\00305A.b\8270C-625.m
Last Edit : 05-Mar-2010 14:48 hulat

Compound	0.0500000 Level 1	0.2500000 Level 2	0.5000000 Level 3	1.0000 Level 4	2.5000 Level 5	5.0000 Level 6	7.5000 Level 7	10.0000 Level 8	12.5000 Level 9	Curve	Coefficients b	m1	m2	%RSD or R^2	
113 4-Aminobiphenyl	+++++	+++++	+++++	+++++	+++++	+++++	+++++	+++++	+++++	AVRG		0.000e+000		0.000e+000	<-
114 Pronamide	+++++	+++++	+++++	+++++	+++++	+++++	+++++	+++++	+++++	AVRG		0.000e+000		0.000e+000	<-
115 Phenanthrene	1.16994	1.02320	1.03157	1.01815	1.02785	1.02905	1.05951	1.13024	1.15027	AVRG		1.07109		5.71417	
116 Anthracene	1.08495	0.97153	0.98930	1.00904	1.04164	1.05898	1.05480	1.15284	1.18055	AVRG		1.06040		6.63153	
117 Dinoseb	+++++	+++++	+++++	+++++	+++++	+++++	+++++	+++++	+++++	AVRG		0.000e+000		0.000e+000	<-
118 Disulfoton	+++++	+++++	+++++	+++++	+++++	+++++	+++++	+++++	+++++	AVRG		0.000e+000		0.000e+000	<-
119 Carbazole	+++++	0.92172	0.95973	0.97321	0.98822	0.98382	1.00559	1.07385	1.09129	AVRG		0.99968		5.69469	<-

TestAmerica North Canton

INITIAL CALIBRATION DATA

Start Cal Date : 05-MAR-2010 12:00
End Cal Date : 05-MAR-2010 14:18
Quant Method : ISTD
Target Version : 4.14
Integrator : HP RTE
Method file : \\cansvr11\dd\chem\MSS\a4ag2.i\00305A.b\8270C-625.m
Last Edit : 05-Mar-2010 14:48 hulat

Compound	0.0500000 Level 1	0.2500000 Level 2	0.5000000 Level 3	1.0000 Level 4	2.5000 Level 5	5.0000 Level 6	7.5000 Level 7	10.0000 Level 8	12.5000 Level 9	Curve	Coefficients b	Coefficients m1	Coefficients m2	%RSD or R^2	
120 Di-n-Butylphthalate	+++++	1.17231	1.18816	1.22074	1.24362	1.26729	1.29428	1.38378	+++++	AVRG		1.25288		5.72365	<-
121 4-Nitroquinoline 1-oxide	+++++	+++++	+++++	+++++	+++++	+++++	+++++	+++++	+++++	AVRG		0.000e+000		0.000e+000	<-
122 Methapyrilene	+++++	+++++	+++++	+++++	+++++	+++++	+++++	+++++	+++++	AVRG		0.000e+000		0.000e+000	<-
123 Fluoranthene	1.15934	1.04555	1.05330	1.06853	1.12576	1.13863	1.16025	1.26935	1.28263	AVRG		1.14482		7.52691	
124 Benzidine	+++++	+++++	68149	217439	589339	1193887	1995854	2194360	3046407	QUAD	0.07384	2.11899	-0.09008	0.99989	<-
125 Pyrene	0.96766	0.94818	0.93189	0.93232	0.94170	0.95968	0.94994	1.08653	1.07454	AVRG		0.97694		6.13506	
126 Aramite 1	+++++	+++++	+++++	+++++	+++++	+++++	+++++	+++++	+++++	AVRG		0.000e+000		0.000e+000	<-

TestAmerica North Canton

INITIAL CALIBRATION DATA

Start Cal Date : 05-MAR-2010 12:00
End Cal Date : 05-MAR-2010 14:18
Quant Method : ISTD
Target Version : 4.14
Integrator : HP RTE
Method file : \\cansvr11\dd\chem\MSS\a4ag2.i\00305A.b\8270C-625.m
Last Edit : 05-Mar-2010 14:48 hulat

Compound	0.0500000 Level 1	0.2500000 Level 2	0.5000000 Level 3	1.0000 Level 4	2.5000 Level 5	5.0000 Level 6	Curve	Coefficients b	m1	m2	%RSD or R^2	
	7.5000 Level 7	10.0000 Level 8	12.5000 Level 9									
M 191 Aramite, Total	+++++	+++++	+++++	+++++	+++++	+++++						
	+++++	+++++	+++++				AVRG		0.000e+000		0.000e+000	<-
127 Aramite 2	+++++	+++++	+++++	+++++	+++++	+++++						
	+++++	+++++	+++++				AVRG		0.000e+000		0.000e+000	<-
128 p-Dimethylamino azobenzene	+++++	+++++	+++++	+++++	+++++	+++++						
	+++++	+++++	+++++				AVRG		0.000e+000		0.000e+000	<-
129 p-Chlorobenzilate	+++++	+++++	+++++	+++++	+++++	+++++						
	+++++	+++++	+++++				AVRG		0.000e+000		0.000e+000	<-
130 Famphur 1	+++++	+++++	+++++	+++++	+++++	+++++						
	+++++	+++++	+++++				AVRG		0.000e+000		0.000e+000	<-
131 Butylbenzylphthalate	+++++	0.43288	0.41325	0.42629	0.45065	0.45246						
	0.43380	0.49254	0.48873				AVRG		0.44883		6.39799	<-
132 3,3'-Dimethylbenzidine	+++++	+++++	+++++	+++++	+++++	+++++						
	+++++	+++++	+++++				AVRG		0.000e+000		0.000e+000	<-

TestAmerica North Canton

INITIAL CALIBRATION DATA

Start Cal Date : 05-MAR-2010 12:00
End Cal Date : 05-MAR-2010 14:18
Quant Method : ISTD
Target Version : 4.14
Integrator : HP RTE
Method file : \\cansvr11\dd\chem\MSS\a4ag2.i\00305A.b\8270C-625.m
Last Edit : 05-Mar-2010 14:48 hulat

Compound	0.0500000 Level 1	0.2500000 Level 2	0.5000000 Level 3	1.0000 Level 4	2.5000 Level 5	5.0000 Level 6	7.5000 Level 7	10.0000 Level 8	12.5000 Level 9	Curve	Coefficients b	m1	m2	%RSD or R^2	
133 3,3'-Dimethoxybenzidine	+++++	+++++	0.13484	0.16726	0.18600	0.18636									
	0.19065	0.20541	0.19637							AVRG		0.18098		12.95589	<-
134 2-Acetylaminofluorene	+++++	+++++	+++++	+++++	+++++	+++++									
	+++++	+++++	+++++							AVRG		0.000e+000		0.000e+000	<-
135 3,3'-Dichlorobenzidine	+++++	0.29237	0.32472	0.33411	0.36218	0.36771									
	0.38445	0.42049	0.42392							AVRG		0.36374		12.63441	<-
136 Benzo(a)Anthracene	1.07290	0.94504	0.92219	0.91551	0.95543	0.95565									
	0.95988	1.06507	1.08267							AVRG		0.98604		6.84138	
137 Chrysene	1.00645	0.89758	0.90482	0.85674	0.88729	0.87455									
	0.89860	1.01777	0.99322							AVRG		0.92634		6.65032	
138 4,4'-Methylene bis(o-chloroan	+++++	14987	33221	85354	227770	448176									
	748487	909743	1187187							QUAD	0.05157	5.65463	-0.80882	0.99820	<-
139 bis(2-ethylhexyl)Phthalate	+++++	0.57625	0.59887	0.61533	0.65306	0.65175									
	0.64172	0.70268	0.70780							AVRG		0.64343		7.21990	<-

TestAmerica North Canton

INITIAL CALIBRATION DATA

Start Cal Date : 05-MAR-2010 12:00
End Cal Date : 05-MAR-2010 14:18
Quant Method : ISTD
Target Version : 4.14
Integrator : HP RTE
Method file : \\cansvr11\dd\chem\MSS\a4ag2.i\00305A.b\8270C-625.m
Last Edit : 05-Mar-2010 14:48 hulat

Compound	0.0500000 Level 1	0.2500000 Level 2	0.5000000 Level 3	1.0000 Level 4	2.5000 Level 5	5.0000 Level 6	Curve	Coefficients b	m1	m2	%RSD or R^2	
	7.5000 Level 7	10.0000 Level 8	12.5000 Level 9									
140 Di-n-octylphthalate	+++++	100109	200114	505657	1343390	2615327						
	4374164	5215697	6772450				QUAD	0.04497	0.88563	-0.01972	0.99888	<-
141 Benzo(b)fluoranthene	0.99528	0.92629	0.86681	0.92504	1.03972	1.13033						
	1.19223	1.20611	1.34331				AVRG		1.06946		14.83079	
142 Benzo(k)fluoranthene	1.10935	0.99249	1.07354	1.13550	1.08846	1.04107						
	1.04629	1.24822	1.11871				AVRG		1.09485		6.63209	
143 7,12-dimethylbenz[a]anthracen	+++++	+++++	+++++	+++++	+++++	+++++						
	+++++	+++++	+++++				AVRG		0.000e+000		0.000e+000	<-
144 Hexachlorophene	+++++	+++++	+++++	+++++	+++++	+++++						
	+++++	+++++	+++++				AVRG		0.000e+000		0.000e+000	<-
145 Hexachlorophene product	+++++	+++++	+++++	+++++	+++++	+++++						
	+++++	+++++	+++++				AVRG		0.000e+000		0.000e+000	<-
146 Benzo(a)pyrene	0.96067	0.87465	0.88670	0.89389	0.95769	0.97010						
	0.98921	1.11172	1.11379				AVRG		0.97316		9.12619	

TestAmerica North Canton

INITIAL CALIBRATION DATA

Start Cal Date : 05-MAR-2010 12:00
End Cal Date : 05-MAR-2010 14:18
Quant Method : ISTD
Target Version : 4.14
Integrator : HP RTE
Method file : \\cansvr11\dd\chem\MSS\a4ag2.i\00305A.b\8270C-625.m
Last Edit : 05-Mar-2010 14:48 hulat

Compound	0.0500000 Level 1	0.2500000 Level 2	0.5000000 Level 3	1.0000 Level 4	2.5000 Level 5	5.0000 Level 6	Curve	Coefficients b	Coefficients m1	Coefficients m2	%RSD or R^2	
	7.5000 Level 7	10.0000 Level 8	12.5000 Level 9									
148 3-Methylcholanthrene	+++++	+++++	+++++	+++++	+++++	+++++						
	+++++	+++++	+++++				AVRG		0.000e+000		0.000e+000	<-
149 Indeno(1,2,3-cd)pyrene	0.95842	0.91970	0.96761	1.02802	1.09519	1.11801						
	1.15321	1.27935	1.29888				AVRG		1.09093		12.52723	
150 Dibenz(a,h)anthracene	0.79671	0.76822	0.80019	0.85789	0.91859	0.93924						
	0.96806	1.08232	1.08638				AVRG		0.91307		13.00069	
151 Benzo(g,h,i)perylene	0.82485	0.78058	0.81364	0.83564	0.88709	0.89667						
	0.92124	1.02060	1.02004				AVRG		0.88893		9.74140	
199 3-Picoline	+++++	+++++	+++++	+++++	+++++	+++++						
	+++++	+++++	+++++				AVRG		0.000e+000		0.000e+000	<-
200 N,N-Dimethylacetamide	+++++	+++++	+++++	+++++	+++++	+++++						
	+++++	+++++	+++++				AVRG		0.000e+000		0.000e+000	<-
201 Quinoline	+++++	+++++	+++++	+++++	+++++	+++++						
	+++++	+++++	+++++				AVRG		0.000e+000		0.000e+000	<-

TestAmerica North Canton

INITIAL CALIBRATION DATA

Start Cal Date : 05-MAR-2010 12:00
End Cal Date : 05-MAR-2010 14:18
Quant Method : ISTD
Target Version : 4.14
Integrator : HP RTE
Method file : \\cansvr11\dd\chem\MSS\a4ag2.i\00305A.b\8270C-625.m
Last Edit : 05-Mar-2010 14:48 hulat

Compound	0.0500000 Level 1	0.2500000 Level 2	0.5000000 Level 3	1.0000 Level 4	2.5000 Level 5	5.0000 Level 6	Curve	Coefficients b	m1	m2	%RSD or R^2	
	7.5000 Level 7	10.0000 Level 8	12.5000 Level 9									
202 Diphenyl	+++++	+++++	+++++	+++++	+++++	+++++						
	+++++	+++++	+++++				AVRG		0.000e+000		0.000e+000	<-
203 Diphenyl ether	+++++	+++++	+++++	+++++	+++++	+++++						
	+++++	+++++	+++++				AVRG		0.000e+000		0.000e+000	<-
204 6-Methylchrysene	+++++	+++++	+++++	+++++	+++++	+++++						
	+++++	+++++	+++++				AVRG		0.000e+000		0.000e+000	<-
205 Benzenethiol	+++++	+++++	+++++	+++++	+++++	+++++						
	+++++	+++++	+++++				AVRG		0.000e+000		0.000e+000	<-
207 Indene	+++++	+++++	+++++	+++++	+++++	+++++						
	+++++	+++++	+++++				AVRG		0.000e+000		0.000e+000	<-
208 Dibenz(a,j)acridine	+++++	+++++	+++++	+++++	+++++	+++++						
	+++++	+++++	+++++				AVRG		0.000e+000		0.000e+000	<-
209 Benzaldehyde	+++++	1.07194	1.02616	0.99083	0.99489	0.89660						
	0.83108	+++++	+++++				AVRG		0.96858		9.15017	<-

TestAmerica North Canton

INITIAL CALIBRATION DATA

Start Cal Date : 05-MAR-2010 12:00
End Cal Date : 05-MAR-2010 14:18
Quant Method : ISTD
Target Version : 4.14
Integrator : HP RTE
Method file : \\cansvr11\dd\chem\MSS\a4ag2.i\00305A.b\8270C-625.m
Last Edit : 05-Mar-2010 14:48 hulat

Compound	0.0500000 Level 1	0.2500000 Level 2	0.5000000 Level 3	1.0000 Level 4	2.5000 Level 5	5.0000 Level 6	Curve	Coefficients b	m1	m2	%RSD or R^2	
	7.5000 Level 7	10.0000 Level 8	12.5000 Level 9									
210 Caprolactam	+++++	+++++	0.08549	0.09357	0.10136	0.10503						
	0.11055	0.12265	0.12232				AVRG		0.10585		13.14520	<-
211 1,1'-Biphenyl	+++++	1.32889	1.29075	1.26400	1.30494	1.28162						
	1.27400	1.42878	1.45370				AVRG		1.32834		5.47625	<-
212 Atrazine	+++++	0.12986	0.12975	0.13219	0.13904	0.14262						
	0.13332	0.14525	0.13577				AVRG		0.13598		4.27975	<-
213 Benzothiazole	+++++	+++++	+++++	+++++	+++++	+++++						
	+++++	+++++	+++++				AVRG		0.000e+000		0.000e+000	<-
214 1,3-Dimethyl-2-Thiourea	+++++	+++++	+++++	+++++	+++++	+++++						
	+++++	+++++	+++++				AVRG		0.000e+000		0.000e+000	<-
215 Phenyl ether	+++++	+++++	+++++	+++++	+++++	+++++						
	+++++	+++++	+++++				AVRG		0.000e+000		0.000e+000	<-
216 1,3-Diethyl-2-Thiourea	+++++	+++++	+++++	+++++	+++++	+++++						
	+++++	+++++	+++++				AVRG		0.000e+000		0.000e+000	<-

TestAmerica North Canton

INITIAL CALIBRATION DATA

Start Cal Date : 05-MAR-2010 12:00
End Cal Date : 05-MAR-2010 14:18
Quant Method : ISTD
Target Version : 4.14
Integrator : HP RTE
Method file : \\cansvr11\dd\chem\MSS\a4ag2.i\00305A.b\8270C-625.m
Last Edit : 05-Mar-2010 14:48 hulat

Compound	0.0500000 Level 1	0.2500000 Level 2	0.5000000 Level 3	1.0000 Level 4	2.5000 Level 5	5.0000 Level 6	Curve	Coefficients b	m1	m2	%RSD or R^2	
	7.5000 Level 7	10.0000 Level 8	12.5000 Level 9									
217 1,3-Dibutyl-2-Thiourea	+++++	+++++	+++++	+++++	+++++	+++++						
	+++++	+++++	+++++				AVRG		0.000e+000		0.000e+000	
218 1,1,3,3-Tetramethyl-2-Thioure	+++++	+++++	+++++	+++++	+++++	+++++						
	+++++	+++++	+++++				AVRG		0.000e+000		0.000e+000	<-
219 o-Benzyl Phenol	+++++	+++++	+++++	+++++	+++++	+++++						
	+++++	+++++	+++++				AVRG		0.000e+000		0.000e+000	<-
220 Diphenyl Thiourea	+++++	+++++	+++++	+++++	+++++	+++++						
	+++++	+++++	+++++				AVRG		0.000e+000		0.000e+000	<-
221 Hexabromobenzene	+++++	+++++	+++++	+++++	+++++	+++++						
	+++++	+++++	+++++				AVRG		0.000e+000		0.000e+000	<-
222 Dibenz(a,h)acridine	+++++	+++++	+++++	+++++	+++++	+++++						
	+++++	+++++	+++++				AVRG		0.000e+000		0.000e+000	<-
223 1,2-bis(2-chloroethoxy)ethane	+++++	+++++	+++++	+++++	+++++	+++++						
	+++++	+++++	+++++				AVRG		0.000e+000		0.000e+000	<-

TestAmerica North Canton

INITIAL CALIBRATION DATA

Start Cal Date : 05-MAR-2010 12:00
End Cal Date : 05-MAR-2010 14:18
Quant Method : ISTD
Target Version : 4.14
Integrator : HP RTE
Method file : \\cansvr11\dd\chem\MSS\a4ag2.i\00305A.b\8270C-625.m
Last Edit : 05-Mar-2010 14:48 hulat

Compound	0.0500000 Level 1 / 7.5000 Level 7	0.2500000 Level 2 / 10.0000 Level 8	0.5000000 Level 3 / 12.5000 Level 9	1.0000 Level 4	2.5000 Level 5	5.0000 Level 6	Curve	Coefficients b	Coefficients m1	Coefficients m2	%RSD or R^2	
224 Acrylamide	+++++ / +++++	+++++ / +++++	+++++ / +++++	+++++	+++++	+++++	AVRG		0.000e+000		0.000e+000	<-
225 Methyl parathion	+++++ / +++++	+++++ / +++++	+++++ / +++++	+++++	+++++	+++++	AVRG		0.000e+000		0.000e+000	<-
226 Parathion	+++++ / +++++	+++++ / +++++	+++++ / +++++	+++++	+++++	+++++	AVRG		0.000e+000		0.000e+000	<-
227 Isodrin	+++++ / +++++	+++++ / +++++	+++++ / +++++	+++++	+++++	+++++	AVRG		0.000e+000		0.000e+000	<-
M 229 Famphur,Total	+++++ / +++++	+++++ / +++++	+++++ / +++++	+++++	+++++	+++++	AVRG		0.000e+000		0.000e+000	<-
230 Famphur 2	+++++ / +++++	+++++ / +++++	+++++ / +++++	+++++	+++++	+++++	AVRG		0.000e+000		0.000e+000	<-
231 2-Chloroacetophenone	+++++ / +++++	+++++ / +++++	+++++ / +++++	+++++	+++++	+++++	AVRG		0.000e+000		0.000e+000	<-

TestAmerica North Canton

INITIAL CALIBRATION DATA

Start Cal Date : 05-MAR-2010 12:00
End Cal Date : 05-MAR-2010 14:18
Quant Method : ISTD
Target Version : 4.14
Integrator : HP RTE
Method file : \\cansvr11\dd\chem\MSS\a4ag2.i\00305A.b\8270C-625.m
Last Edit : 05-Mar-2010 14:48 hulat

Compound	0.0500000 Level 1	0.2500000 Level 2	0.5000000 Level 3	1.0000 Level 4	2.5000 Level 5	5.0000 Level 6	Curve	Coefficients b	m1	m2	%RSD or R^2	
	7.5000 Level 7	10.0000 Level 8	12.5000 Level 9									
232 2-Methylcyclohexanone	+++++	+++++	+++++	+++++	+++++	+++++						
	+++++	+++++	+++++				AVRG		0.000e+000		0.000e+000	<-
233 3-Methylcyclohexanone	+++++	+++++	+++++	+++++	+++++	+++++						
	+++++	+++++	+++++				AVRG		0.000e+000		0.000e+000	<-
234 4-Methylcyclohexanone	+++++	+++++	+++++	+++++	+++++	+++++						
	+++++	+++++	+++++				AVRG		0.000e+000		0.000e+000	<-
235 Tributyl phosphate	+++++	+++++	+++++	+++++	+++++	+++++						
	+++++	+++++	+++++				AVRG		0.000e+000		0.000e+000	<-
236 Phenyl sulfone	+++++	+++++	+++++	+++++	+++++	+++++						
	+++++	+++++	+++++				AVRG		0.000e+000		0.000e+000	<-
237 3,4-Dichloronitrobenzene	+++++	+++++	+++++	+++++	+++++	+++++						
	+++++	+++++	+++++				AVRG		0.000e+000		0.000e+000	<-
238 Bis(2-hydroxyphenyl)methane	+++++	+++++	+++++	+++++	+++++	+++++						
	+++++	+++++	+++++				AVRG		0.000e+000		0.000e+000	<-

TestAmerica North Canton

INITIAL CALIBRATION DATA

Start Cal Date : 05-MAR-2010 12:00
End Cal Date : 05-MAR-2010 14:18
Quant Method : ISTD
Target Version : 4.14
Integrator : HP RTE
Method file : \\cansvr11\dd\chem\MSS\a4ag2.i\00305A.b\8270C-625.m
Last Edit : 05-Mar-2010 14:48 hulat

Compound	0.0500000 Level 1	0.2500000 Level 2	0.5000000 Level 3	1.0000 Level 4	2.5000 Level 5	5.0000 Level 6	Curve	Coefficients b	m1	m2	%RSD or R^2	
	7.5000 Level 7	10.0000 Level 8	12.5000 Level 9									
239 Bis(4-hydroxyphenyl)methane	+++++	+++++	+++++	+++++	+++++	+++++						
	+++++	+++++	+++++				AVRG		0.000e+000		0.000e+000	<-
240 4-Chlorophenol	+++++	+++++	+++++	+++++	+++++	+++++						
	+++++	+++++	+++++				AVRG		0.000e+000		0.000e+000	<-
241 2,3-Dichlorophenol	+++++	+++++	+++++	+++++	+++++	+++++						
	+++++	+++++	+++++				AVRG		0.000e+000		0.000e+000	<-
242 2,5-Dichlorophenol	+++++	+++++	+++++	+++++	+++++	+++++						
	+++++	+++++	+++++				AVRG		0.000e+000		0.000e+000	<-
243 Octachlorostyrene	+++++	+++++	+++++	+++++	+++++	+++++						
	+++++	+++++	+++++				AVRG		0.000e+000		0.000e+000	<-
244 Octachlorocyclopentene	+++++	+++++	+++++	+++++	+++++	+++++						
	+++++	+++++	+++++				AVRG		0.000e+000		0.000e+000	<-
245 Catechol	+++++	+++++	+++++	+++++	+++++	+++++						
	+++++	+++++	+++++				AVRG		0.000e+000		0.000e+000	<-

TestAmerica North Canton

INITIAL CALIBRATION DATA

Start Cal Date : 05-MAR-2010 12:00
End Cal Date : 05-MAR-2010 14:18
Quant Method : ISTD
Target Version : 4.14
Integrator : HP RTE
Method file : \\cansvr11\dd\chem\MSS\a4ag2.i\00305A.b\8270C-625.m
Last Edit : 05-Mar-2010 14:48 hulat

Compound	0.0500000 Level 1	0.2500000 Level 2	0.5000000 Level 3	1.0000 Level 4	2.5000 Level 5	5.0000 Level 6	Curve	Coefficients b	m1	m2	%RSD or R^2	
	7.5000 Level 7	10.0000 Level 8	12.5000 Level 9									
246 3-methylcatechol	+++++	+++++	+++++	+++++	+++++	+++++						
	+++++	+++++	+++++				AVRG		0.000e+000		0.000e+000	<-
247 4-methylcatechol	+++++	+++++	+++++	+++++	+++++	+++++						
	+++++	+++++	+++++				AVRG		0.000e+000		0.000e+000	<-
248 Hydroquinone	+++++	+++++	+++++	+++++	+++++	+++++						
	+++++	+++++	+++++				AVRG		0.000e+000		0.000e+000	<-
249 Resorcinol	+++++	+++++	+++++	+++++	+++++	+++++						
	+++++	+++++	+++++				AVRG		0.000e+000		0.000e+000	<-
250 N-methyl-pyrrolidone	+++++	+++++	+++++	+++++	+++++	+++++						
	+++++	+++++	+++++				AVRG		0.000e+000		0.000e+000	<-
$ 154 Nitrobenzene-d5	0.44108	0.42992	0.41195	0.40608	0.41509	0.40882						
	0.41274	0.45525	0.44698				AVRG		0.42532		4.33485	
$ 155 2-Fluorobiphenyl	1.30173	1.16211	1.13335	1.09403	1.14446	1.12233						
	1.11103	1.21998	1.20702				AVRG		1.16623		5.64492	

TestAmerica North Canton

INITIAL CALIBRATION DATA

Start Cal Date : 05-MAR-2010 12:00
End Cal Date : 05-MAR-2010 14:18
Quant Method : ISTD
Target Version : 4.14
Integrator : HP RTE
Method file : \\cansvr11\dd\chem\MSS\a4ag2.i\00305A.b\8270C-625.m
Last Edit : 05-Mar-2010 14:48 hulat

Compound	0.0500000 Level 1	0.2500000 Level 2	0.5000000 Level 3	1.0000 Level 4	2.5000 Level 5	5.0000 Level 6	Curve	Coefficients b	m1	m2	%RSD or R^2	
	7.5000 Level 7	10.0000 Level 8	12.5000 Level 9									
$ 156 Terphenyl-d14	0.63592	0.54623	0.58617	0.60589	0.62439	0.61571						
	0.62845	0.68990	0.68559				AVRG		0.62425		7.20305	
$ 157 Phenol-d5	+++++	1.45283	1.52009	1.45407	1.48973	1.46249						
	1.48472	1.58344	1.55895				AVRG		1.50079		3.27550	
$ 158 2-Fluorophenol	+++++	1.04972	1.08959	1.06182	1.12382	1.04891						
	1.10631	1.18195	1.14363				AVRG		1.10072		4.33351	
$ 159 2,4,6-Tribromophenol	+++++	7433	14724	38016	100033	185655						
	319223	371487	492376				QUAD	0.04070	5.95007	-0.77871	0.99966	<-
$ 186 2-Chlorophenol-d4	+++++	1.14178	1.14088	1.12685	1.13325	1.11765						
	1.15599	1.23958	1.18693				AVRG		1.15536		3.46328	<-
$ 187 1,2-Dichlorobenzene-d4	+++++	0.76844	0.78922	0.76078	0.80196	0.75271						
	0.77693	0.82828	0.80681				AVRG		0.78564		3.27000	<-

TestAmerica North Canton

INITIAL CALIBRATION DATA

Start Cal Date : 05-MAR-2010 12:00
End Cal Date : 05-MAR-2010 14:18
Quant Method : ISTD
Target Version : 4.14
Integrator : HP RTE
Method file : \\cansvr11\dd\chem\MSS\a4ag2.i\00305A.b\8270C-625.m
Last Edit : 05-Mar-2010 14:48 hulat

Curve	Formula	Units
Averaged	Amt = Rsp/m1	Response
Quad	Amt = b + m1*Rsp + m2*Rsp^2	Response

TestAmerica North Canton

Semivolatile REPORT SW-846 Method 8270

Data file : \\cansvr11\dd\chem\MSS\a4ag2.i\00305A.b\2SH0305.D
Lab Smp Id: L7
Inj Date : 05-MAR-2010 12:35
Operator : 046900 Inst ID: a4ag2.i
Smp Info : L7,00305A.b,8270C-625,3-827042.SUB,1,,7
Misc Info :
Comment :
Method : \\cansvr11\dd\chem\MSS\a4ag2.i\00305A.b\8270C-625.m
Meth Date : 05-Mar-2010 14:58 a4ag2.i Quant Type: ISTD
Cal Date : 05-MAR-2010 12:52 Cal File: 2SMH0305.D
Als bottle: 4 Calibration Sample, Level: 7
Dil Factor: 1.00000
Integrator: HP RTE Compound Sublist: 3-827042.SUB
Target Version: 4.14
Processing Host: CANPMSSV04

		QUANT SIG					AMOUNTS CAL-AMT	AMOUNTS ON-COL	
	Compounds	MASS	RT	EXP RT	REL RT	RESPONSE	(NG)	(NG)	
*	1 1,4-Dichlorobenzene-d4	152	3.483	3.483	(1.000)	183806	2.00000		(Q)
*	2 Naphthalene-d8	136	4.383	4.383	(1.000)	790686	2.00000		
*	3 Acenaphthene-d10	164	5.654	5.654	(1.000)	469999	2.00000		
*	4 Phenanthrene-d10	188	6.742	6.742	(1.000)	817374	2.00000		
*	5 Chrysene-d12	240	8.707	8.707	(1.000)	1064563	2.00000		
*	6 Perylene-d12	264	10.065	10.065	(1.000)	961326	2.00000		
	198 1,4-Dioxane	88	1.666	1.666	(0.478)	335092	7.50000	6.8421	
	9 Pyridine	79	1.866	1.866	(0.536)	947487	7.50000	7.7783	
	10 N-Nitrosodimethylamine	74	1.836	1.836	(0.527)	533233	7.50000	7.7731	
	12 3-Chloropropionitrile	54	2.242	2.242	(0.644)	459068	7.50000	7.4036	
	209 Benzaldehyde	77	3.195	3.195	(0.917)	572838	7.50000	6.4352	
	21 Aniline	93	3.260	3.260	(0.936)	1348690	7.50000	7.7015	
	22 Phenol	94	3.207	3.207	(0.921)	1090358	7.50000	7.4972	
	23 bis(2-Chloroethyl)ether	93	3.278	3.278	(0.941)	909574	7.50000	6.9230	
	24 2-Chlorophenol	128	3.342	3.342	(0.959)	868411	7.50000	7.4898	
	26 1,3-Dichlorobenzene	146	3.454	3.454	(0.992)	888016	7.50000	7.3908	
	27 1,4-Dichlorobenzene	146	3.495	3.495	(1.003)	885691	7.50000	7.4652	
	28 1,2-Dichlorobenzene	146	3.607	3.607	(1.035)	843235	7.50000	7.3123	
	29 Benzyl Alcohol	108	3.560	3.560	(1.022)	598079	7.50000	7.6405	
	30 2-Methylphenol	108	3.619	3.619	(1.039)	824025	7.50000	7.5428	
	31 bis(2-Chloroisopropyl)ether	45	3.648	3.648	(1.047)	997272	7.50000	7.3632	
	37 Acetophenone	105	3.754	3.754	(1.078)	1227747	7.50000	7.5498	
	32 N-Nitroso-di-n-propylamine	70	3.742	3.742	(1.074)	753252	7.50000	7.6139	
	192 4-Methylphenol	108	3.725	3.725	(1.069)	872276	7.50000	7.6809	
	34 Hexachloroethane	117	3.848	3.848	(1.105)	374868	7.50000	7.5375	
	35 Nitrobenzene	77	3.878	3.878	(0.885)	1096637	7.50000	7.1269	
	41 Isophorone	82	4.036	4.036	(0.921)	2008709	7.50000	7.2956	
	42 2-Nitrophenol	139	4.101	4.101	(0.936)	468451	7.50000	7.6232	
	43 2,4-Dimethylphenol	107	4.101	4.101	(0.936)	999138	7.50000	7.5634	
	44 bis(2-Chloroethoxy)methane	93	4.166	4.166	(0.950)	1022232	7.50000	7.2423	
	46 2,4-Toluenediamene	121	5.201	5.201	(1.187)	420032	7.50000	7.3291	

47	1,3,5-Trichlorobenzene	180	4.113	4.113 (0.938)	772292	7.50000	7.2530
48	2,4-Dichlorophenol	162	4.266	4.266 (0.973)	693870	7.50000	7.4372

	Compounds	QUANT SIG MASS	RT	EXP RT	REL RT	RESPONSE	AMOUNTS CAL-AMT (NG)	AMOUNTS ON-COL (NG)
49	Benzoic Acid	122	4.189	4.189	(0.956)	1403454	15.0000	15.138(M)
50	1,2,4-Trichlorobenzene	180	4.336	4.336	(0.989)	765476	7.50000	7.2644
51	Naphthalene	128	4.395	4.395	(1.003)	2688654	7.50000	7.1888
52	4-Chloroaniline	127	4.413	4.413	(1.007)	1211750	7.50000	7.9125
56	Hexachlorobutadiene	225	4.477	4.477	(1.021)	469780	7.50000	7.3792
210	Caprolactam	113	4.672	4.672	(1.066)	327778	7.50000	7.8325
57	1,2,3-Trichlorobenzene	180	4.501	4.501	(1.027)	731200	7.50000	7.3343
59	4-Chloro-3-Methylphenol	107	4.742	4.742	(1.082)	883261	7.50000	7.6128
62	2-Methylnaphthalene	142	4.889	4.889	(1.115)	1515975	7.50000	7.4169
63	1-Methylnaphthalene	142	4.966	4.966	(1.133)	1765127	7.50000	7.4622
64	Hexachlorocyclopentadiene	237	5.007	5.007	(0.886)	572328	7.50000	7.4058
66	2,4,6-Trichlorophenol	196	5.083	5.083	(0.899)	559508	7.50000	7.7310
67	2,4,5-Trichlorophenol	196	5.113	5.113	(0.904)	615423	7.50000	7.7078
211	1,1'-Biphenyl	154	5.219	5.219	(0.923)	2245417	7.50000	7.1932
68	1,2,3,5-Tetrachlorobenzene	216	5.001	5.001	(0.885)	856107	7.50000	7.4018
70	2-Chloronaphthalene	162	5.248	5.248	(0.928)	1644218	7.50000	7.2605
73	2-Nitroaniline	65	5.301	5.301	(0.938)	670804	7.50000	7.6416
74	1,2,3,4-Tetrachlorobenzene	216	5.224	5.224	(0.924)	806148	7.50000	7.5152
76	Dimethylphthalate	163	5.419	5.419	(0.958)	2081064	7.50000	7.4841
78	2,6-Dinitrotoluene	165	5.472	5.472	(0.968)	486075	7.50000	7.9596
79	Acenaphthylene	152	5.554	5.554	(0.982)	2842491	7.50000	7.3902
80	1,2-Dinitrobenzene	168	5.519	5.519	(0.976)	242872	7.50000	7.3712
81	3-Nitroaniline	138	5.601	5.601	(0.991)	529459	7.50000	7.9778
82	Acenaphthene	153	5.677	5.677	(1.004)	1781992	7.50000	7.1908
83	2,4-Dinitrophenol	184	5.677	5.677	(1.004)	731220	15.0000	15.055(Q)
85	4-Nitrophenol	109	5.695	5.695	(1.007)	434854	7.50000	7.3178
86	Dibenzofuran	168	5.801	5.801	(1.026)	2492913	7.50000	7.2686
87	2,4-Dinitrotoluene	165	5.766	5.766	(1.020)	665892	7.50000	7.8296
91	2,3,5,6-Tetrachlorophenol	232	5.854	5.854	(1.035)	538961	7.50000	7.6790
93	Diethylphthalate	149	5.930	5.930	(1.049)	2235527	7.50000	7.3500
94	Fluorene	166	6.054	6.054	(1.071)	2131671	7.50000	7.3225
95	4-Chlorophenyl-phenylether	204	6.036	6.036	(1.068)	1019117	7.50000	7.5537
96	4-Nitroaniline	138	6.048	6.048	(1.070)	589757	7.50000	7.7400
98	4,6-Dinitro-2-methylphenol	198	6.071	6.071	(0.901)	399230	7.50000	7.4868
99	N-Nitrosodiphenylamine	169	6.119	6.119	(0.908)	1604579	7.50000	7.5879
100	1,2-Diphenylhydrazine	77	6.154	6.154	(0.913)	2741233	7.50000	7.3730
106	4-Bromophenyl-phenylether	248	6.395	6.395	(0.949)	615385	7.50000	7.5298
107	Hexachlorobenzene	284	6.466	6.466	(0.959)	658972	7.50000	7.5961
212	Atrazine	200	6.483	6.483	(0.962)	408655	7.50000	7.3536
111	Pentachlorophenol	266	6.601	6.601	(0.979)	1003487	15.0000	15.072
115	Phenanthrene	178	6.766	6.766	(1.003)	3247562	7.50000	7.4189
116	Anthracene	178	6.801	6.801	(1.009)	3233137	7.50000	7.4604
119	Carbazole	167	6.907	6.907	(1.024)	3082278	7.50000	7.5443
120	Di-n-Butylphthalate	149	7.118	7.118	(1.056)	3967167	7.50000	7.7478
123	Fluoranthene	202	7.642	7.642	(1.133)	3556356	7.50000	7.6011
124	Benzidine	184	7.713	7.713	(0.886)	1995854	7.50000	7.4598
125	Pyrene	202	7.818	7.818	(0.898)	3792284	7.50000	7.2928
131	Butylbenzylphthalate	149	8.230	8.230	(0.945)	1731792	7.50000	7.2490
133	3,3'-Dimethoxybenzidine	244	8.618	8.618	(0.990)	761105	7.50000	7.9006
135	3,3'-Dichlorobenzidine	252	8.660	8.660	(0.995)	1534773	7.50000	7.9270
136	Benzo(a)Anthracene	228	8.701	8.701	(0.999)	3831967	7.50000	7.3011
137	Chrysene	228	8.730	8.730	(1.003)	3587301	7.50000	7.2754

138	4,4'-Methylene bis(o-chloroan	231	8.654	8.654 (0.994)	748487	7.50000	7.2549
139	bis(2-ethylhexyl)Phthalate	149	8.636	8.636 (0.992)	2561811	7.50000	7.4800

Compounds	QUANT SIG MASS	RT	EXP RT	REL RT	RESPONSE	AMOUNTS CAL-AMT (NG)	AMOUNTS ON-COL (NG)
140 Di-n-octylphthalate	149	9.148	9.148	(0.909)	4374164	7.50000	7.3329
141 Benzo(b)fluoranthene	252	9.648	9.648	(0.959)	4297972	7.50000	8.3610
142 Benzo(k)fluoranthene	252	9.677	9.677	(0.961)	3771837	7.50000	7.1673
146 Benzo(a)pyrene	252	10.012	10.012	(0.995)	3566072	7.50000	7.6237
149 Indeno(1,2,3-cd)pyrene	276	11.553	11.553	(1.148)	4157276	7.50000	7.9281
150 Dibenz(a,h)anthracene	278	11.553	11.553	(1.148)	3489836	7.50000	7.9517
151 Benzo(g,h,i)perylene	276	12.001	12.001	(1.192)	3321056	7.50000	7.7727
$ 154 Nitrobenzene-d5	82	3.866	3.866	(0.882)	1223793	7.50000	7.2780
$ 155 2-Fluorobiphenyl	172	5.142	5.142	(0.909)	1958186	7.50000	7.1450
$ 156 Terphenyl-d14	244	7.895	7.895	(0.907)	2508842	7.50000	7.5505
$ 157 Phenol-d5	99	3.195	3.195	(0.917)	1023378	7.50000	7.4197
$ 158 2-Fluorophenol	112	2.613	2.613	(0.750)	762548	7.50000	7.5381
$ 159 2,4,6-Tribromophenol	330	6.230	6.230	(1.102)	319223	7.50000	7.4455
$ 186 2-Chlorophenol-d4	132	3.330	3.330	(0.956)	796794	7.50000	7.5041
$ 187 1,2-Dichlorobenzene-d4	152	3.601	3.601	(1.034)	535517	7.50000	7.4168
101 Diphenylamine	169	6.119	6.119	(0.908)	1604579	7.50000	7.5879

QC Flag Legend

Q - Qualifier signal failed the ratio test.
M - Compound response manually integrated.

TestAmerica North Canton

INTERNAL STANDARD COMPOUNDS
AREA AND RT SUMMARY

Instrument ID: a4ag2.i
Lab File ID: 2SH0305.D
Lab Smp Id: L7
Analysis Type: SV
Quant Type: ISTD
Operator: 046900
Method File: \\cansvr11\dd\chem\MSS\a4ag2.i\00305A.b\8270C-625.m
Misc Info:

Calibration Date: 05-MAR-2010
Calibration Time: 12:52
Level:
Sample Type:

		AREA LIMIT			
COMPOUND	STANDARD	LOWER	UPPER	SAMPLE	%DIFF
1 1,4-Dichlorobenze	177316	88658	354632	183806	3.66
2 Naphthalene-d8	746882	373441	1493764	790686	5.86
3 Acenaphthene-d10	433327	216664	866654	469999	8.46
4 Phenanthrene-d10	758763	379382	1517526	817374	7.72
5 Chrysene-d12	970239	485120	1940478	1064563	9.72
6 Perylene-d12	893045	446523	1786090	961326	7.65

		RT LIMIT			
COMPOUND	STANDARD	LOWER	UPPER	SAMPLE	%DIFF
1 1,4-Dichlorobenze	3.48	2.98	3.98	3.48	0.00
2 Naphthalene-d8	4.38	3.88	4.88	4.38	0.14
3 Acenaphthene-d10	5.65	5.15	6.15	5.65	0.00
4 Phenanthrene-d10	6.74	6.24	7.24	6.74	0.00
5 Chrysene-d12	8.71	8.21	9.21	8.71	-0.07
6 Perylene-d12	10.07	9.57	10.57	10.07	-0.06

AREA UPPER LIMIT = +100% of internal standard area.
AREA LOWER LIMIT = - 50% of internal standard area.
RT UPPER LIMIT = + 0.50 minutes of internal standard RT.
RT LOWER LIMIT = - 0.50 minutes of internal standard RT.

Data File: \\cansvr11\dd\chem\MSS\a4ag2.i\00305A.b\2SH0305.D

Page 1

Date : 05-MAR-2010 12:35

Client ID:

Instrument: a4ag2.i

Sample Info: L7,00305A.b,8270C-625,3-827042,SUB,1,,7

Operator: 046900

Column phase: db5.625

Column diameter: 0.32

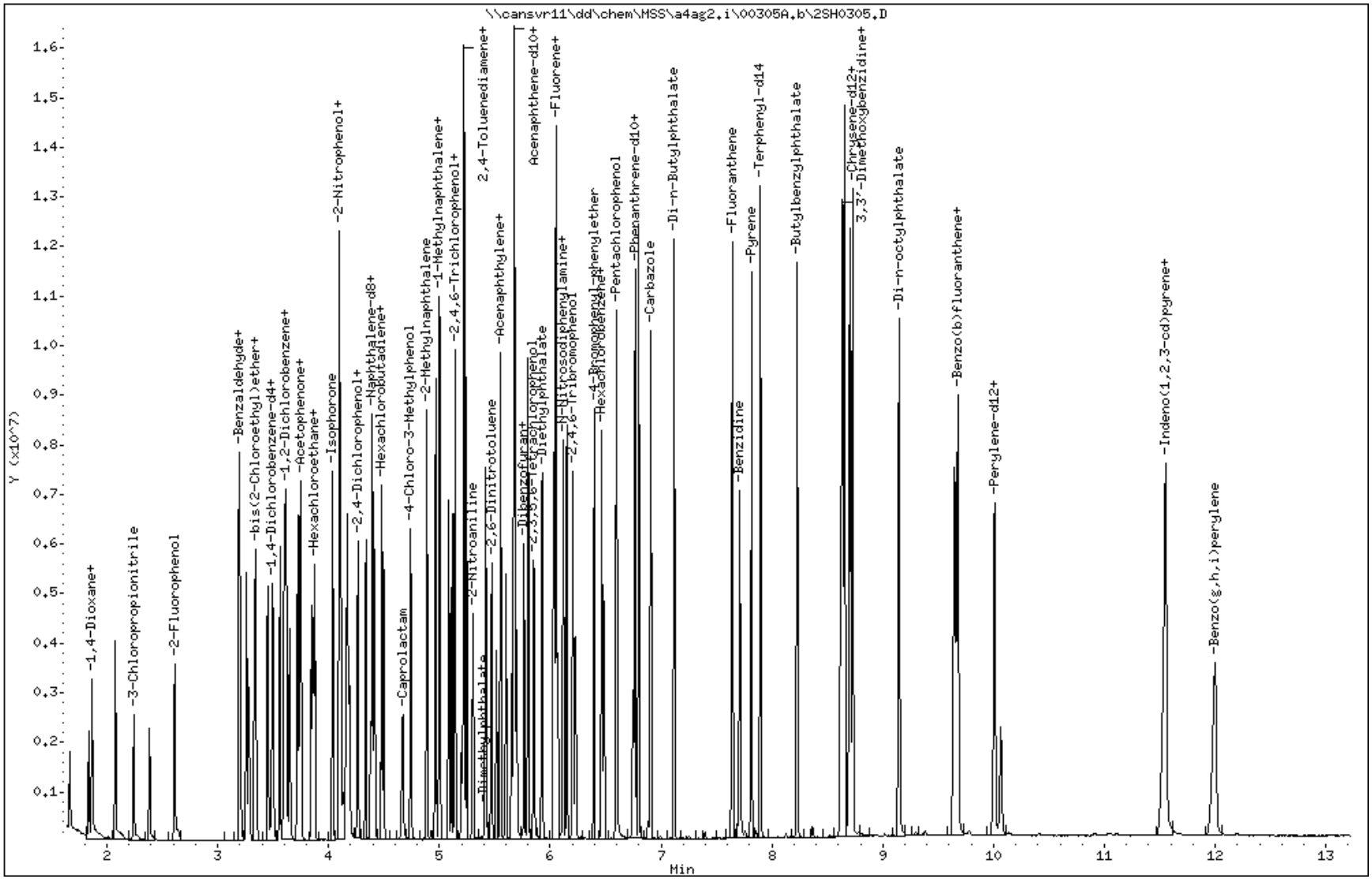

Data File Name: 2SH0305.D
Inj. Date and Time: 05-MAR-2010 12:35
Instrument ID: a4ag2.i
Client ID:
Compound Name: Benzoic Acid
CAS #: 65-85-0
Report Date: 03/05/2010

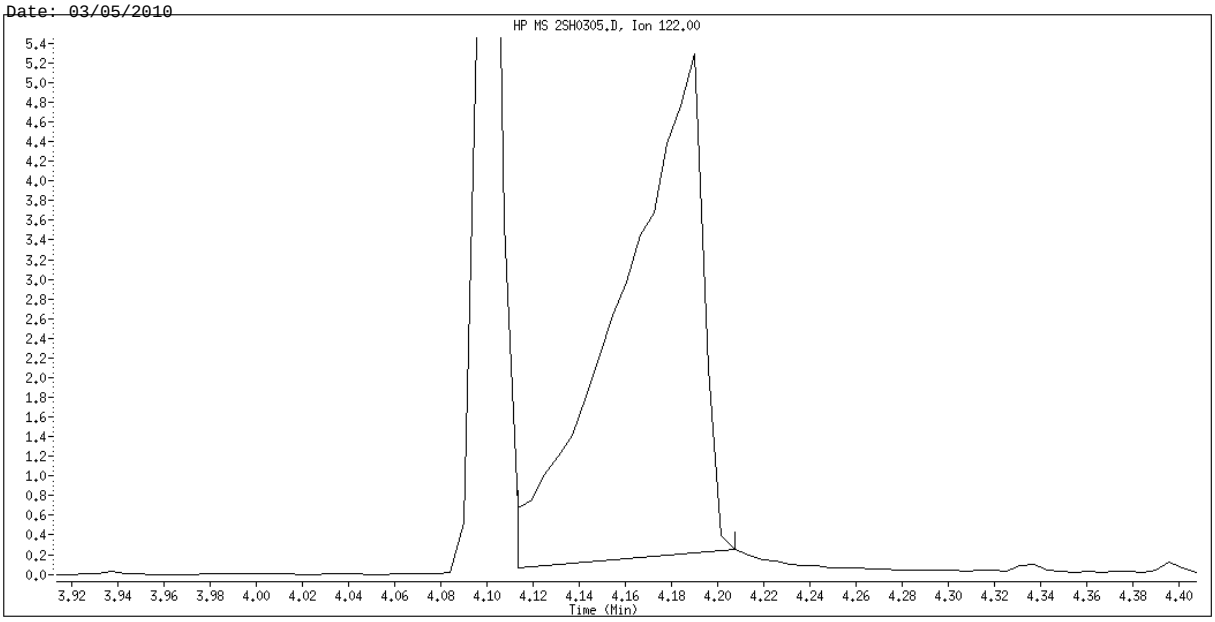

Original Integration

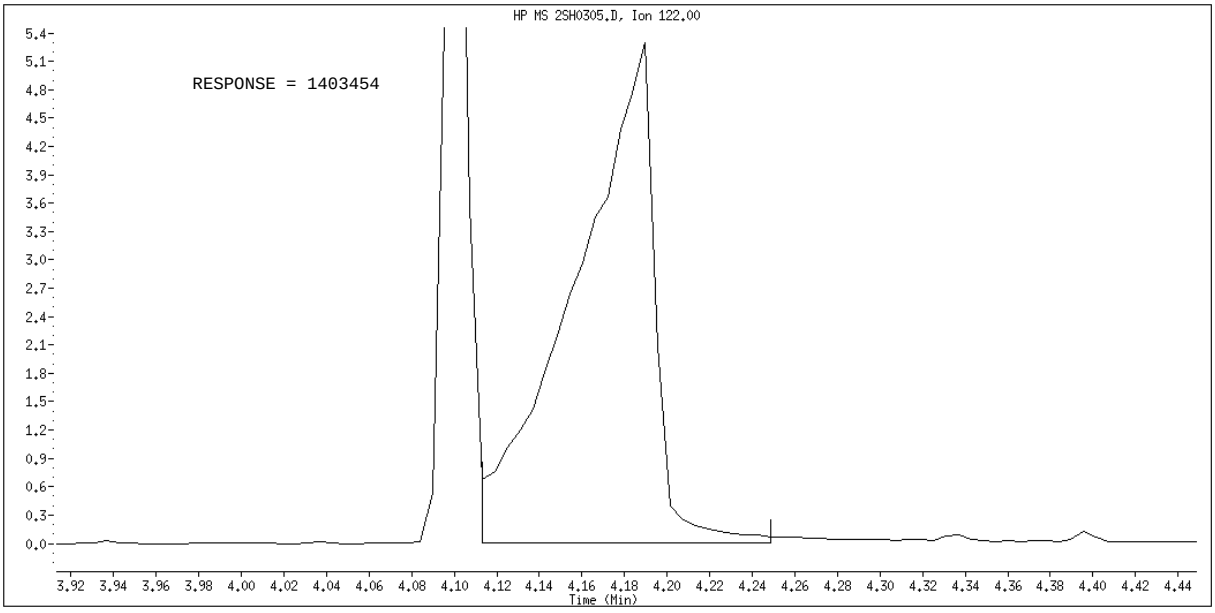

Manual Integration

Manually Integrated By: hulat
Manual Integration Reason: Poor Chromatography

TestAmerica North Canton

Semivolatile REPORT SW-846 Method 8270

Data file : \\cansvr11\dd\chem\MSS\a4ag2.i\00305A.b\2SHH0305.D
Lab Smp Id: L8
Inj Date : 05-MAR-2010 12:17
Operator : 046900 Inst ID: a4ag2.i
Smp Info : L8,00305A.b,8270C-625,3-827042.SUB,1,,8
Misc Info :
Comment   :
Method   : \\cansvr11\dd\chem\MSS\a4ag2.i\00305A.b\8270C-625.m
Meth Date : 05-Mar-2010 14:58 a4ag2.i Quant Type: ISTD
Cal Date : 05-MAR-2010 12:35 Cal File: 2SH0305.D
Als bottle: 3 Calibration Sample, Level: 8
Dil Factor: 1.00000
Integrator: HP RTE Compound Sublist: 3-827042.SUB
Target Version: 4.14
Processing Host: CANPMSSV04

		QUANT SIG					AMOUNTS CAL-AMT	AMOUNTS ON-COL
	Compounds	MASS	RT	EXP RT	REL RT	RESPONSE	(NG)	(NG)
*	1 1,4-Dichlorobenzene-d4	152	3.489	3.489	(1.000)	161549	2.00000	(Q)
*	2 Naphthalene-d8	136	4.383	4.383	(1.000)	641595	2.00000	
*	3 Acenaphthene-d10	164	5.654	5.654	(1.000)	382698	2.00000	
*	4 Phenanthrene-d10	188	6.748	6.748	(1.000)	671235	2.00000	
*	5 Chrysene-d12	240	8.712	8.712	(1.000)	843854	2.00000	
*	6 Perylene-d12	264	10.071	10.071	(1.000)	764774	2.00000	
	198 1,4-Dioxane	88	1.666	1.666	(0.477)	426065	10.0000	9.8982(M)
	9 Pyridine	79	1.860	1.860	(0.533)	1186418	10.0000	11.082
	10 N-Nitrosodimethylamine	74	1.836	1.836	(0.526)	600646	10.0000	9.9621(Q)
	12 3-Chloropropionitrile	54	2.242	2.242	(0.643)	585996	10.0000	10.753
	209 Benzaldehyde	77	3.195	3.195	(0.916)	635518	10.0000	8.1230
	21 Aniline	93	3.260	3.260	(0.934)	1640048	10.0000	10.656
	22 Phenol	94	3.207	3.207	(0.919)	1352527	10.0000	10.581
	23 bis(2-Chloroethyl)ether	93	3.283	3.283	(0.941)	1133149	10.0000	9.8129
	24 2-Chlorophenol	128	3.342	3.342	(0.958)	1074263	10.0000	10.542
	26 1,3-Dichlorobenzene	146	3.454	3.454	(0.990)	1125963	10.0000	10.662
	27 1,4-Dichlorobenzene	146	3.501	3.501	(1.003)	1107227	10.0000	10.618
	28 1,2-Dichlorobenzene	146	3.607	3.607	(1.034)	1049718	10.0000	10.357
	29 Benzyl Alcohol	108	3.560	3.560	(1.020)	723154	10.0000	10.511
	30 2-Methylphenol	108	3.619	3.619	(1.037)	1008214	10.0000	10.500
	31 bis(2-Chloroisopropyl)ether	45	3.648	3.648	(1.046)	1192083	10.0000	10.014
	37 Acetophenone	105	3.754	3.754	(1.076)	1449259	10.0000	10.140
	32 N-Nitroso-di-n-propylamine	70	3.742	3.742	(1.072)	882896	10.0000	10.154
	192 4-Methylphenol	108	3.725	3.725	(1.067)	1042778	10.0000	10.447
	34 Hexachloroethane	117	3.848	3.848	(1.103)	466553	10.0000	10.673
	35 Nitrobenzene	77	3.877	3.877	(0.885)	1322540	10.0000	10.592
	41 Isophorone	82	4.036	4.036	(0.921)	2411567	10.0000	10.794
	42 2-Nitrophenol	139	4.101	4.101	(0.936)	559364	10.0000	11.218
	43 2,4-Dimethylphenol	107	4.101	4.101	(0.936)	1175791	10.0000	10.969
	44 bis(2-Chloroethoxy)methane	93	4.166	4.166	(0.950)	1198388	10.0000	10.463
	46 2,4-Toluenediamene	121	5.201	5.201	(1.187)	478336	10.0000	10.286

47	1,3,5-Trichlorobenzene	180	4.113	4.113 (0.938)	934223	10.0000	10.813
48	2,4-Dichlorophenol	162	4.266	4.266 (0.973)	831986	10.0000	10.990

	Compounds	QUANT SIG MASS	RT	EXP RT	REL RT	RESPONSE	AMOUNTS CAL-AMT (NG)	AMOUNTS ON-COL (NG)
49	Benzoic Acid	122	4.195	4.195	(0.957)	1666624	20.0000	20.651(M)
50	1,2,4-Trichlorobenzene	180	4.336	4.336	(0.989)	932876	10.0000	10.910
51	Naphthalene	128	4.395	4.395	(1.003)	3210865	10.0000	10.580
52	4-Chloroaniline	127	4.413	4.413	(1.007)	1302571	10.0000	10.482
56	Hexachlorobutadiene	225	4.477	4.477	(1.021)	560954	10.0000	10.859
210	Caprolactam	113	4.677	4.677	(1.067)	393458	10.0000	11.587
57	1,2,3-Trichlorobenzene	180	4.501	4.501	(1.027)	877976	10.0000	10.853
59	4-Chloro-3-Methylphenol	107	4.748	4.748	(1.083)	1035769	10.0000	11.002
62	2-Methylnaphthalene	142	4.889	4.889	(1.115)	1800549	10.0000	10.856
63	1-Methylnaphthalene	142	4.966	4.966	(1.133)	2047067	10.0000	10.665
64	Hexachlorocyclopentadiene	237	5.007	5.007	(0.886)	688618	10.0000	10.347
66	2,4,6-Trichlorophenol	196	5.083	5.083	(0.899)	673370	10.0000	11.427
67	2,4,5-Trichlorophenol	196	5.113	5.113	(0.904)	713526	10.0000	10.975
211	1,1'-Biphenyl	154	5.224	5.224	(0.924)	2733965	10.0000	10.756
68	1,2,3,5-Tetrachlorobenzene	216	5.007	5.007	(0.886)	1013113	10.0000	10.757
70	2-Chloronaphthalene	162	5.248	5.248	(0.928)	1916536	10.0000	10.394
73	2-Nitroaniline	65	5.307	5.307	(0.939)	804449	10.0000	11.254
74	1,2,3,4-Tetrachlorobenzene	216	5.224	5.224	(0.924)	963790	10.0000	11.034
76	Dimethylphthalate	163	5.419	5.419	(0.958)	2434169	10.0000	10.751
78	2,6-Dinitrotoluene	165	5.471	5.471	(0.968)	573010	10.0000	11.524
79	Acenaphthylene	152	5.554	5.554	(0.982)	3365607	10.0000	10.746
80	1,2-Dinitrobenzene	168	5.519	5.519	(0.976)	284673	10.0000	10.224
81	3-Nitroaniline	138	5.601	5.601	(0.991)	630630	10.0000	11.670
82	Acenaphthene	153	5.683	5.683	(1.005)	2151040	10.0000	10.660
83	2,4-Dinitrophenol	184	5.677	5.677	(1.004)	837129	20.0000	20.143
85	4-Nitrophenol	109	5.701	5.701	(1.008)	521609	10.0000	10.342
86	Dibenzofuran	168	5.807	5.807	(1.027)	2998691	10.0000	10.738
87	2,4-Dinitrotoluene	165	5.771	5.771	(1.021)	801327	10.0000	11.571
91	2,3,5,6-Tetrachlorophenol	232	5.854	5.854	(1.035)	639036	10.0000	11.182
93	Diethylphthalate	149	5.930	5.930	(1.049)	2648019	10.0000	10.692
94	Fluorene	166	6.054	6.054	(1.071)	2570530	10.0000	10.844
95	4-Chlorophenyl-phenylether	204	6.036	6.036	(1.068)	1196615	10.0000	10.892
96	4-Nitroaniline	138	6.054	6.054	(1.071)	688725	10.0000	11.101
98	4,6-Dinitro-2-methylphenol	198	6.071	6.071	(0.900)	458362	10.0000	9.9357
99	N-Nitrosodiphenylamine	169	6.118	6.118	(0.907)	1855282	10.0000	10.684
100	1,2-Diphenylhydrazine	77	6.154	6.154	(0.912)	3230344	10.0000	10.580
106	4-Bromophenyl-phenylether	248	6.395	6.395	(0.948)	738337	10.0000	11.001
107	Hexachlorobenzene	284	6.466	6.466	(0.958)	780700	10.0000	10.958
212	Atrazine	200	6.489	6.489	(0.962)	487492	10.0000	10.682
111	Pentachlorophenol	266	6.601	6.601	(0.978)	1175028	20.0000	20.291
115	Phenanthrene	178	6.765	6.765	(1.003)	3793284	10.0000	10.552
116	Anthracene	178	6.801	6.801	(1.008)	3869126	10.0000	10.872
119	Carbazole	167	6.907	6.907	(1.024)	3604042	10.0000	10.742
120	Di-n-Butylphthalate	149	7.118	7.118	(1.055)	4644195	10.0000	11.045
123	Fluoranthene	202	7.642	7.642	(1.132)	4260169	10.0000	11.088
124	Benzidine	184	7.712	7.712	(0.885)	2194360	10.0000	9.9498
125	Pyrene	202	7.818	7.818	(0.897)	4584365	10.0000	11.122
131	Butylbenzylphthalate	149	8.230	8.230	(0.945)	2078139	10.0000	10.974
133	3,3'-Dimethoxybenzidine	244	8.624	8.624	(0.990)	866689	10.0000	11.350
135	3,3'-Dichlorobenzidine	252	8.659	8.659	(0.994)	1774157	10.0000	11.560
136	Benzo(a)Anthracene	228	8.701	8.701	(0.999)	4493802	10.0000	10.801
137	Chrysene	228	8.736	8.736	(1.003)	4294257	10.0000	10.987

138	4,4'-Methylene bis(o-chloroan	231	8.654	8.654 (0.993)	909743	10.0000	10.415
139	bis(2-ethylhexyl)Phthalate	149	8.636	8.636 (0.991)	2964804	10.0000	10.921

Compounds	QUANT SIG MASS	RT	EXP RT	REL RT	RESPONSE	AMOUNTS CAL-AMT (NG)	AMOUNTS ON-COL (NG)
140 Di-n-octylphthalate	149	9.154	9.154	(0.909)	5215697	10.0000	10.336
141 Benzo(b)fluoranthene	252	9.654	9.654	(0.959)	4611991	10.0000	11.278
142 Benzo(k)fluoranthene	252	9.683	9.683	(0.961)	4773046	10.0000	11.401
146 Benzo(a)pyrene	252	10.018	10.018	(0.995)	4251079	10.0000	11.424
149 Indeno(1,2,3-cd)pyrene	276	11.559	11.559	(1.148)	4892067	10.0000	11.727
150 Dibenz(a,h)anthracene	278	11.559	11.559	(1.148)	4138644	10.0000	11.854
151 Benzo(g,h,i)perylene	276	12.006	12.006	(1.192)	3902635	10.0000	11.481
$ 154 Nitrobenzene-d5	82	3.866	3.866	(0.882)	1460438	10.0000	10.704
$ 155 2-Fluorobiphenyl	172	5.142	5.142	(0.909)	2334428	10.0000	10.461
$ 156 Terphenyl-d14	244	7.895	7.895	(0.906)	2910884	10.0000	11.052
$ 157 Phenol-d5	99	3.195	3.195	(0.916)	1279014	10.0000	10.551
$ 158 2-Fluorophenol	112	2.613	2.613	(0.749)	954711	10.0000	10.738
$ 159 2,4,6-Tribromophenol	330	6.230	6.230	(1.102)	371487	10.0000	10.165
$ 186 2-Chlorophenol-d4	132	3.336	3.336	(0.956)	1001264	10.0000	10.729
$ 187 1,2-Dichlorobenzene-d4	152	3.601	3.601	(1.032)	669037	10.0000	10.543
101 Diphenylamine	169	6.118	6.118	(0.907)	1855282	10.0000	10.684

QC Flag Legend

Q - Qualifier signal failed the ratio test.
M - Compound response manually integrated.

TestAmerica North Canton

INTERNAL STANDARD COMPOUNDS
AREA AND RT SUMMARY

Instrument ID: a4ag2.i
Lab File ID: 2SHH0305.D
Lab Smp Id: L8
Analysis Type: SV
Quant Type: ISTD
Operator: 046900
Method File: \\cansvr11\dd\chem\MSS\a4ag2.i\00305A.b\8270C-625.m
Misc Info:

Calibration Date: 05-MAR-2010
Calibration Time: 12:52
Level:
Sample Type:

COMPOUND	STANDARD	AREA LIMIT LOWER	AREA LIMIT UPPER	SAMPLE	%DIFF
1 1,4-Dichlorobenze	177316	88658	354632	161549	-8.89
2 Naphthalene-d8	746882	373441	1493764	641595	-14.10
3 Acenaphthene-d10	433327	216664	866654	382698	-11.68
4 Phenanthrene-d10	758763	379382	1517526	671235	-11.54
5 Chrysene-d12	970239	485120	1940478	843854	-13.03
6 Perylene-d12	893045	446523	1786090	764774	-14.36

COMPOUND	STANDARD	RT LIMIT LOWER	RT LIMIT UPPER	SAMPLE	%DIFF
1 1,4-Dichlorobenze	3.48	2.98	3.98	3.49	0.17
2 Naphthalene-d8	4.38	3.88	4.88	4.38	0.14
3 Acenaphthene-d10	5.65	5.15	6.15	5.65	0.00
4 Phenanthrene-d10	6.74	6.24	7.24	6.75	0.09
5 Chrysene-d12	8.71	8.21	9.21	8.71	0.00
6 Perylene-d12	10.07	9.57	10.57	10.07	0.00

AREA UPPER LIMIT = +100% of internal standard area.
AREA LOWER LIMIT = - 50% of internal standard area.
RT UPPER LIMIT = + 0.50 minutes of internal standard RT.
RT LOWER LIMIT = - 0.50 minutes of internal standard RT.

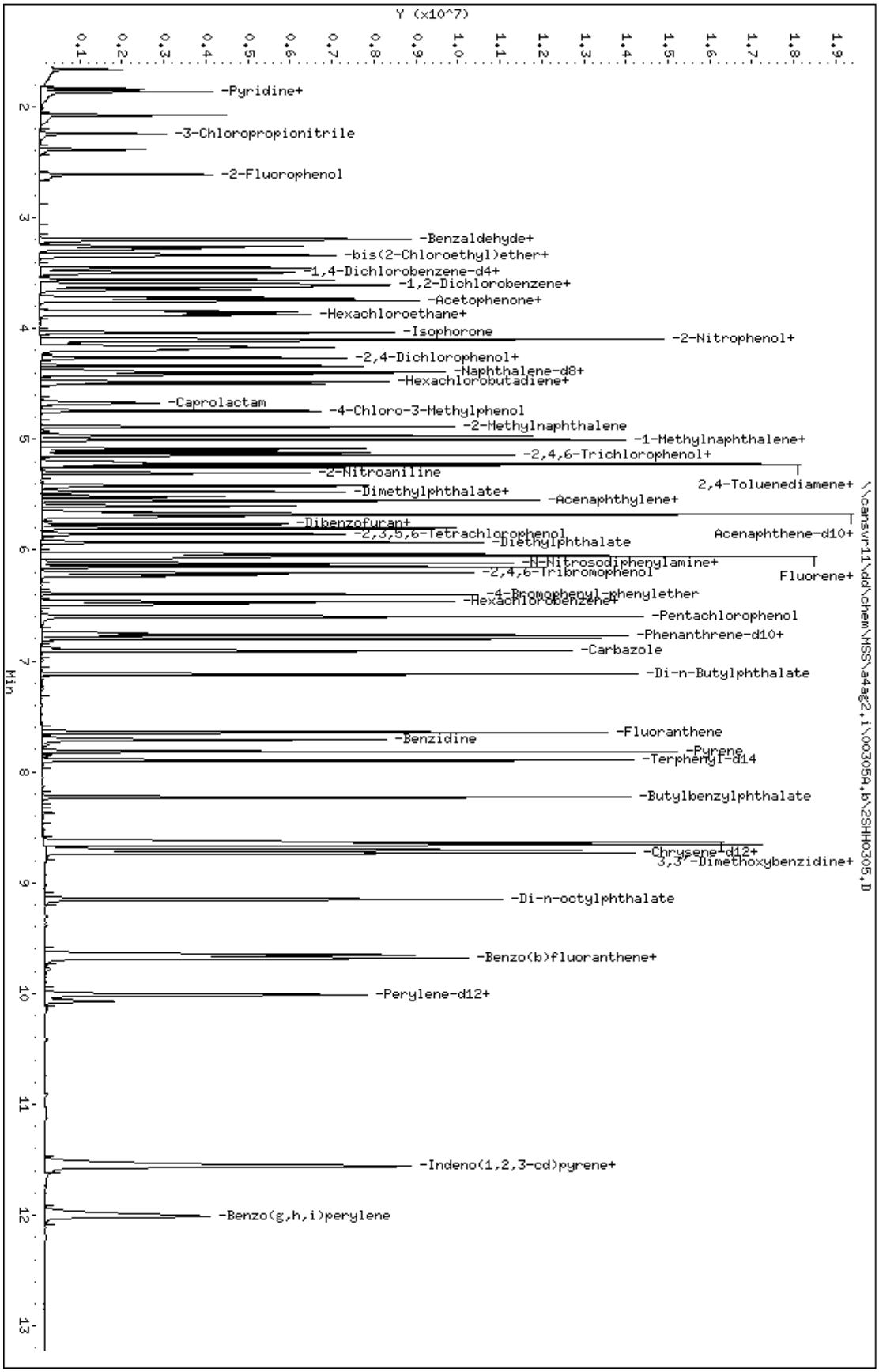

Data File: \\cansvr11\dd\chem\MSS\a4ag2.i\00305A.b\2SHH0305.D

Date : 05-MAR-2010 12:17

Client ID:

Sample Info: L8,00305A,b,8270C-625,3-827042,SUB,1,,8

Column phase: db5.625

Instrument: a4ag2.i

Operator: 046900

Column diameter: 0.32

Data File Name: 2SHH0305.D
Inj. Date and Time: 05-MAR-2010 12:17
Instrument ID: a4ag2.i
Client ID:
Compound Name: 1,4-Dioxane
CAS #: 123-91-1
Report Date: 03/05/2010

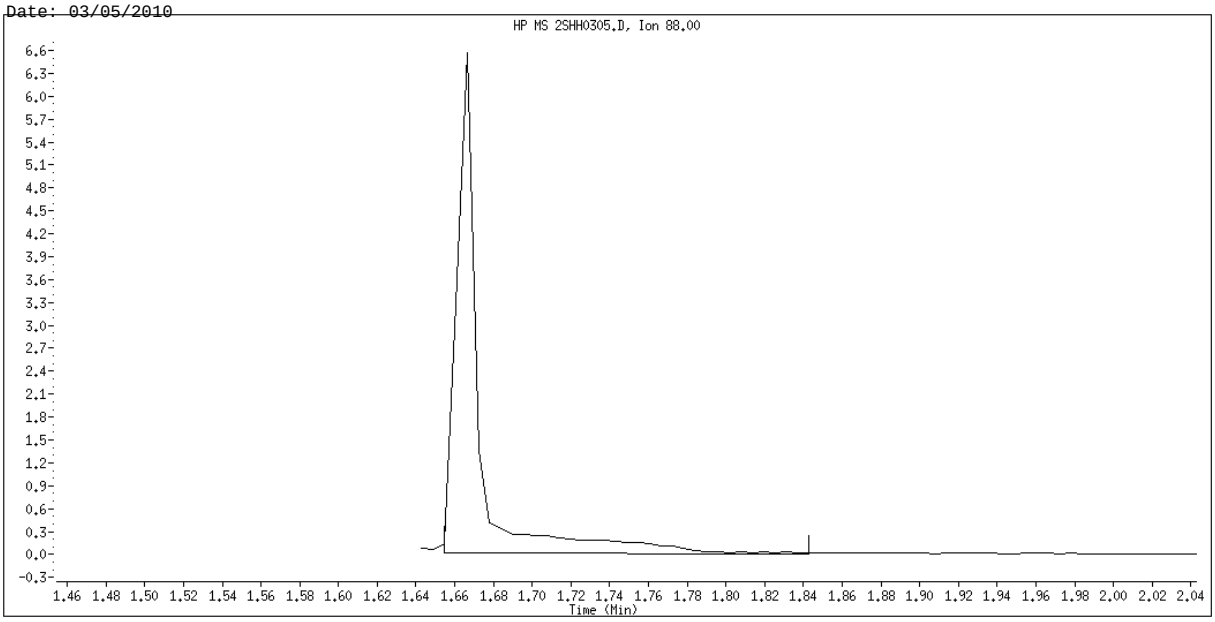

Original Integration

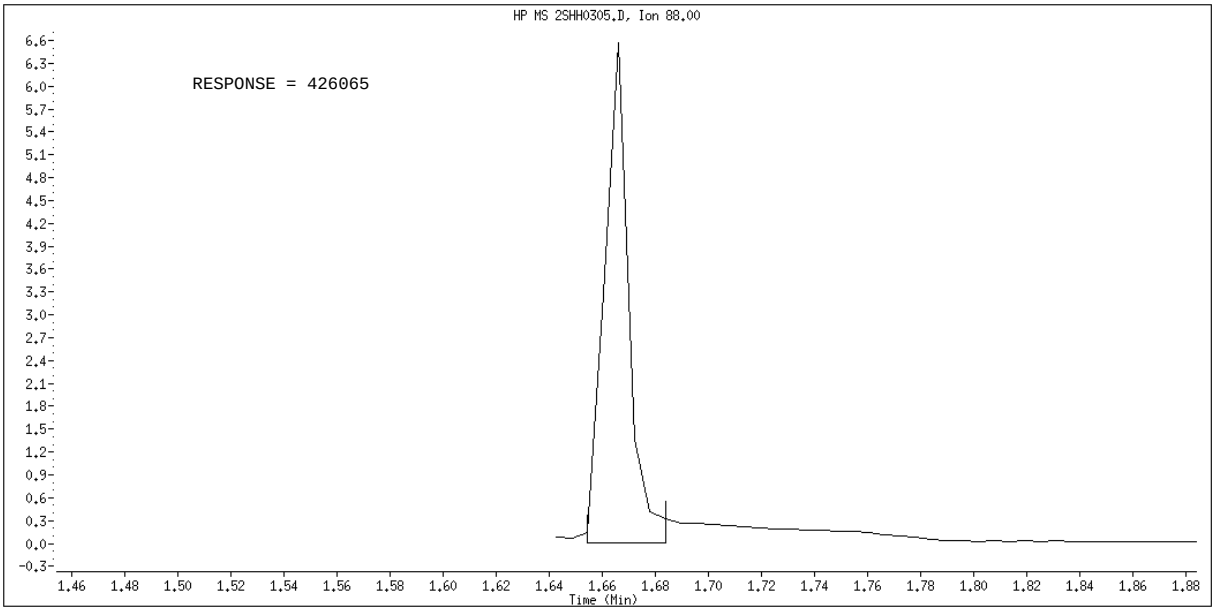

Manual Integration

Manually Integrated By: hulat
Manual Integration Reason: Poor Chromatography

Data File Name: 2SHH0305.D
Inj. Date and Time: 05-MAR-2010 12:17
Instrument ID: a4ag2.i
Client ID:
Compound Name: Benzoic Acid
CAS #: 65-85-0
Report Date: 03/05/2010

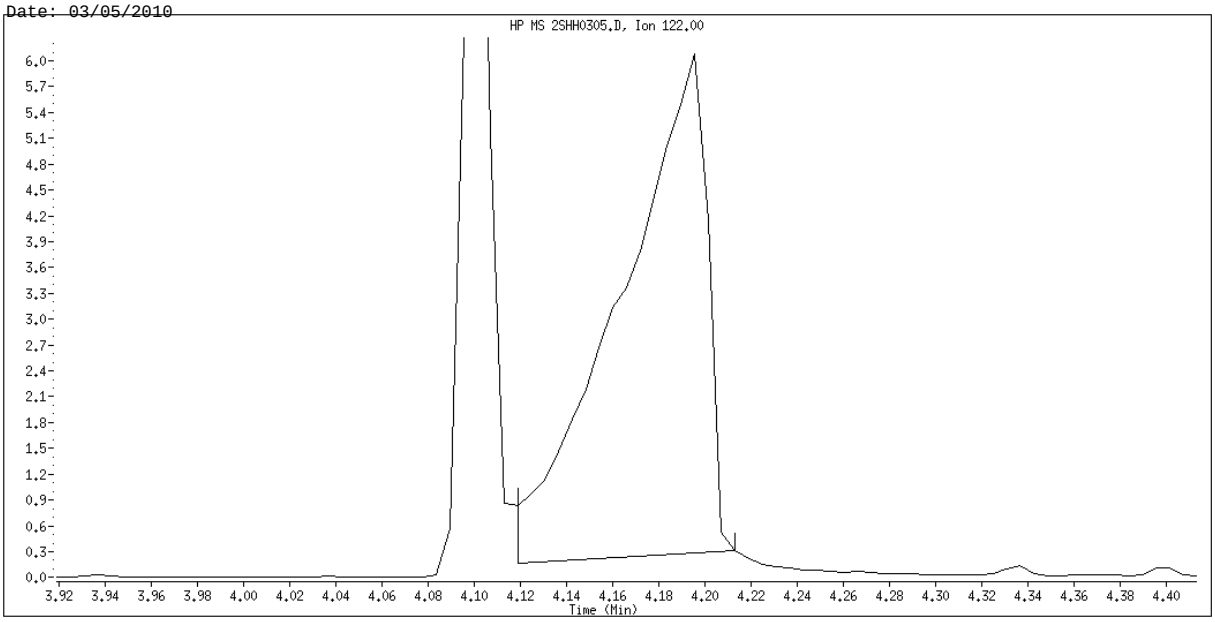

Original Integration

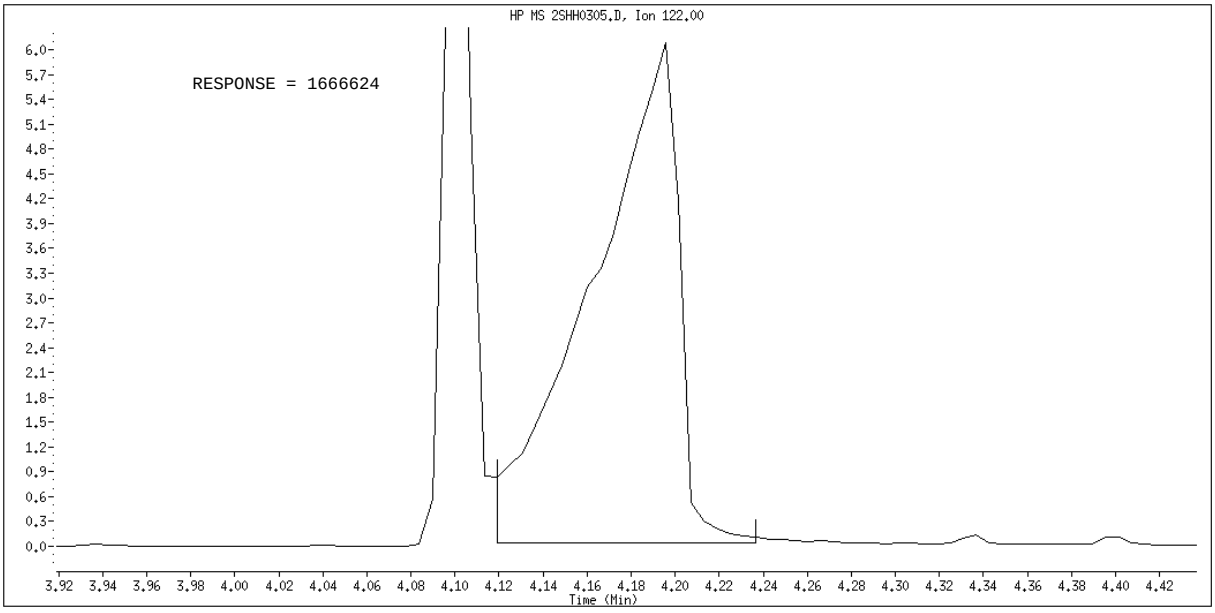

Manual Integration

Manually Integrated By: hulat
Manual Integration Reason: Poor Chromatography

TestAmerica North Canton

Semivolatile REPORT SW-846 Method 8270

Data file : \\cansvr11\dd\chem\MSS\a4ag2.i\00305A.b\2SHHH0305.D
Lab Smp Id: L9
Inj Date : 05-MAR-2010 12:00
Operator : 046900   Inst ID: a4ag2.i
Smp Info : L9,00305A.b,8270C-625,3-827042.SUB,1,,9
Misc Info :
Comment   :
Method   : \\cansvr11\dd\chem\MSS\a4ag2.i\00305A.b\8270C-625.m
Meth Date : 05-Mar-2010 14:59 a4ag2.i Quant Type: ISTD
Cal Date : 05-MAR-2010 12:17   Cal File: 2SHH0305.D
Als bottle: 2   Calibration Sample, Level: 9
Dil Factor: 1.00000
Integrator: HP RTE   Compound Sublist: 3-827042.SUB
Target Version: 4.14
Processing Host: CANPMSSV04

		QUANT SIG					AMOUNTS CAL-AMT	AMOUNTS ON-COL
	Compounds	MASS	RT	EXP RT	REL RT	RESPONSE	(NG)	(NG)
*	1 1,4-Dichlorobenzene-d4	152	3.483	3.483	(1.000)	161403	2.00000	
*	2 Naphthalene-d8	136	4.383	4.383	(1.000)	665792	2.00000	
*	3 Acenaphthene-d10	164	5.654	5.654	(1.000)	397779	2.00000	
*	4 Phenanthrene-d10	188	6.748	6.748	(1.000)	692307	2.00000	
*	5 Chrysene-d12	240	8.718	8.718	(1.000)	891146	2.00000	
*	6 Perylene-d12	264	10.077	10.077	(1.000)	793017	2.00000	
	198 1,4-Dioxane	88	1.666	1.666	(0.478)	498936	12.5000	11.602(M)
	9 Pyridine	79	1.866	1.866	(0.536)	1435807	12.5000	13.423
	10 N-Nitrosodimethylamine	74	1.836	1.836	(0.527)	699597	12.5000	11.614
	12 3-Chloropropionitrile	54	2.242	2.242	(0.644)	629256	12.5000	11.557
	209 Benzaldehyde	77	3.195	3.195	(0.917)	617671	12.5000	7.9020
	21 Aniline	93	3.260	3.260	(0.936)	2038485	12.5000	13.256
	22 Phenol	94	3.207	3.207	(0.921)	1673272	12.5000	13.102
	23 bis(2-Chloroethyl)ether	93	3.283	3.283	(0.943)	1431598	12.5000	12.409
	24 2-Chlorophenol	128	3.342	3.342	(0.959)	1324081	12.5000	13.005
	26 1,3-Dichlorobenzene	146	3.454	3.454	(0.992)	1353588	12.5000	12.829
	27 1,4-Dichlorobenzene	146	3.495	3.495	(1.003)	1342852	12.5000	12.889
	28 1,2-Dichlorobenzene	146	3.607	3.607	(1.035)	1280538	12.5000	12.646
	29 Benzyl Alcohol	108	3.560	3.560	(1.022)	921185	12.5000	13.402
	30 2-Methylphenol	108	3.619	3.619	(1.039)	1260694	12.5000	13.142
	31 bis(2-Chloroisopropyl)ether	45	3.648	3.648	(1.047)	1539280	12.5000	12.942
	37 Acetophenone	105	3.754	3.754	(1.078)	1849033	12.5000	12.948
	32 N-Nitroso-di-n-propylamine	70	3.748	3.748	(1.076)	1155345	12.5000	13.299
	192 4-Methylphenol	108	3.724	3.724	(1.069)	1331760	12.5000	13.354
	34 Hexachloroethane	117	3.848	3.848	(1.105)	574070	12.5000	13.145
	35 Nitrobenzene	77	3.877	3.877	(0.885)	1672056	12.5000	12.905
	41 Isophorone	82	4.042	4.042	(0.922)	3153721	12.5000	13.603
	42 2-Nitrophenol	139	4.101	4.101	(0.936)	725626	12.5000	14.023
	43 2,4-Dimethylphenol	107	4.101	4.101	(0.936)	1485171	12.5000	13.352
	44 bis(2-Chloroethoxy)methane	93	4.171	4.171	(0.952)	1543301	12.5000	12.985
	46 2,4-Toluenediamene	121	5.207	5.207	(1.188)	568990	12.5000	11.791

47	1,3,5-Trichlorobenzene	180	4.113	4.113 (0.938)	1167222	12.5000	13.018
48	2,4-Dichlorophenol	162	4.266	4.266 (0.973)	1060683	12.5000	13.502

	Compounds	QUANT SIG MASS	RT	EXP RT	REL RT	RESPONSE	AMOUNTS CAL-AMT (NG)	AMOUNTS ON-COL (NG)
49	Benzoic Acid	122	4.207	4.207	(0.960)	2174254	25.0000	24.607
50	1,2,4-Trichlorobenzene	180	4.336	4.336	(0.989)	1176700	12.5000	13.262
51	Naphthalene	128	4.401	4.401	(1.004)	4103755	12.5000	13.031
52	4-Chloroaniline	127	4.418	4.418	(1.008)	1707908	12.5000	13.244
56	Hexachlorobutadiene	225	4.477	4.477	(1.021)	703343	12.5000	13.120
210	Caprolactam	113	4.683	4.683	(1.068)	509005	12.5000	14.445
57	1,2,3-Trichlorobenzene	180	4.501	4.501	(1.027)	1104388	12.5000	13.156
59	4-Chloro-3-Methylphenol	107	4.748	4.748	(1.083)	1322993	12.5000	13.542
62	2-Methylnaphthalene	142	4.889	4.889	(1.115)	2324275	12.5000	13.505
63	1-Methylnaphthalene	142	4.966	4.966	(1.133)	2632626	12.5000	13.217
64	Hexachlorocyclopentadiene	237	5.007	5.007	(0.886)	888479	12.5000	12.320
66	2,4,6-Trichlorophenol	196	5.083	5.083	(0.899)	854143	12.5000	13.945
67	2,4,5-Trichlorophenol	196	5.113	5.113	(0.904)	889491	12.5000	13.163
211	1,1'-Biphenyl	154	5.224	5.224	(0.924)	3614078	12.5000	13.680
68	1,2,3,5-Tetrachlorobenzene	216	5.007	5.007	(0.886)	1321743	12.5000	13.502
70	2-Chloronaphthalene	162	5.248	5.248	(0.928)	2509608	12.5000	13.094
73	2-Nitroaniline	65	5.307	5.307	(0.939)	1039227	12.5000	13.988
74	1,2,3,4-Tetrachlorobenzene	216	5.224	5.224	(0.924)	1248337	12.5000	13.750
76	Dimethylphthalate	163	5.424	5.424	(0.959)	3137012	12.5000	13.330
78	2,6-Dinitrotoluene	165	5.471	5.471	(0.968)	730777	12.5000	14.139
79	Acenaphthylene	152	5.554	5.554	(0.982)	4328146	12.5000	13.296
80	1,2-Dinitrobenzene	168	5.524	5.524	(0.977)	369706	12.5000	12.400
81	3-Nitroaniline	138	5.607	5.607	(0.992)	804523	12.5000	14.323
82	Acenaphthene	153	5.683	5.683	(1.005)	2776437	12.5000	13.238
83	2,4-Dinitrophenol	184	5.677	5.677	(1.004)	1125698	25.0000	24.922
85	4-Nitrophenol	109	5.701	5.701	(1.008)	660889	12.5000	12.332(Q)
86	Dibenzofuran	168	5.807	5.807	(1.027)	3889848	12.5000	13.401
87	2,4-Dinitrotoluene	165	5.771	5.771	(1.021)	1019655	12.5000	14.166
91	2,3,5,6-Tetrachlorophenol	232	5.854	5.854	(1.035)	824844	12.5000	13.886
93	Diethylphthalate	149	5.930	5.930	(1.049)	3423542	12.5000	13.300
94	Fluorene	166	6.060	6.060	(1.072)	3318446	12.5000	13.469
95	4-Chlorophenyl-phenylether	204	6.036	6.036	(1.068)	1549120	12.5000	13.567
96	4-Nitroaniline	138	6.054	6.054	(1.071)	908575	12.5000	14.089
98	4,6-Dinitro-2-methylphenol	198	6.071	6.071	(0.900)	633191	12.5000	12.534
99	N-Nitrosodiphenylamine	169	6.118	6.118	(0.907)	2407719	12.5000	13.443
100	1,2-Diphenylhydrazine	77	6.154	6.154	(0.912)	4093383	12.5000	12.999
106	4-Bromophenyl-phenylether	248	6.401	6.401	(0.949)	971407	12.5000	14.033
107	Hexachlorobenzene	284	6.465	6.465	(0.958)	1023440	12.5000	13.929
212	Atrazine	200	6.489	6.489	(0.962)	587456	12.5000	12.481
111	Pentachlorophenol	266	6.601	6.601	(0.978)	1565310	25.0000	24.835
115	Phenanthrene	178	6.765	6.765	(1.003)	4977143	12.5000	13.424
116	Anthracene	178	6.807	6.807	(1.009)	5108130	12.5000	13.916
119	Carbazole	167	6.907	6.907	(1.024)	4721934	12.5000	13.646
120	Di-n-Butylphthalate	149	7.118	7.118	(1.055)	6035329	12.5000	13.916
123	Fluoranthene	202	7.648	7.648	(1.133)	5549852	12.5000	14.005
124	Benzidine	184	7.718	7.718	(0.885)	3046407	12.5000	12.530
125	Pyrene	202	7.824	7.824	(0.897)	5984836	12.5000	13.749
131	Butylbenzylphthalate	149	8.236	8.236	(0.945)	2722052	12.5000	13.611
133	3,3'-Dimethoxybenzidine	244	8.630	8.630	(0.990)	1093729	12.5000	13.563
135	3,3'-Dichlorobenzidine	252	8.665	8.665	(0.994)	2361110	12.5000	14.568
136	Benzo(a)Anthracene	228	8.712	8.712	(0.999)	6030091	12.5000	13.725
137	Chrysene	228	8.742	8.742	(1.003)	5531879	12.5000	13.402

138	4,4'-Methylene bis(o-chloroan	231	8.659	8.659 (0.993)	1187187	12.5000	12.298
139	bis(2-ethylhexyl)Phthalate	149	8.642	8.642 (0.991)	3942198	12.5000	13.750

Compounds	QUANT SIG MASS	RT	EXP RT	REL RT	RESPONSE	AMOUNTS CAL-AMT (NG)	AMOUNTS ON-COL (NG)
140 Di-n-octylphthalate	149	9.159	9.159	(0.909)	6772450	12.5000	12.340
141 Benzo(b)fluoranthene	252	9.665	9.665	(0.959)	6657947	12.5000	15.701
142 Benzo(k)fluoranthene	252	9.689	9.689	(0.961)	5544722	12.5000	12.772
146 Benzo(a)pyrene	252	10.024	10.024	(0.995)	5520338	12.5000	14.306
149 Indeno(1,2,3-cd)pyrene	276	11.577	11.577	(1.149)	6437692	12.5000	14.883
150 Dibenz(a,h)anthracene	278	11.577	11.577	(1.149)	5384497	12.5000	14.873
151 Benzo(g,h,i)perylene	276	12.024	12.024	(1.193)	5055658	12.5000	14.344
$ 154 Nitrobenzene-d5	82	3.866	3.866	(0.882)	1859992	12.5000	13.137
$ 155 2-Fluorobiphenyl	172	5.142	5.142	(0.909)	3000794	12.5000	12.937
$ 156 Terphenyl-d14	244	7.901	7.901	(0.906)	3818514	12.5000	13.728
$ 157 Phenol-d5	99	3.195	3.195	(0.917)	1572621	12.5000	12.984
$ 158 2-Fluorophenol	112	2.613	2.613	(0.750)	1153663	12.5000	12.987
$ 159 2,4,6-Tribromophenol	330	6.230	6.230	(1.102)	492376	12.5000	12.425
$ 186 2-Chlorophenol-d4	132	3.336	3.336	(0.958)	1197333	12.5000	12.841
$ 187 1,2-Dichlorobenzene-d4	152	3.601	3.601	(1.034)	813888	12.5000	12.837
101 Diphenylamine	169	6.118	6.118	(0.907)	2407719	12.5000	13.443

QC Flag Legend

Q - Qualifier signal failed the ratio test.
M - Compound response manually integrated.

TestAmerica North Canton

INTERNAL STANDARD COMPOUNDS
AREA AND RT SUMMARY

Instrument ID: a4ag2.i
Lab File ID: 2SHHH0305.D
Lab Smp Id: L9
Analysis Type: SV
Quant Type: ISTD
Operator: 046900
Method File: \\cansvr11\dd\chem\MSS\a4ag2.i\00305A.b\8270C-625.m
Misc Info:

Calibration Date: 05-MAR-2010
Calibration Time: 12:52
Level:
Sample Type:

COMPOUND	STANDARD	AREA LIMIT LOWER	AREA LIMIT UPPER	SAMPLE	%DIFF
1 1,4-Dichlorobenze	177316	88658	354632	161403	-8.97
2 Naphthalene-d8	746882	373441	1493764	665792	-10.86
3 Acenaphthene-d10	433327	216664	866654	397779	-8.20
4 Phenanthrene-d10	758763	379382	1517526	692307	-8.76
5 Chrysene-d12	970239	485120	1940478	891146	-8.15
6 Perylene-d12	893045	446523	1786090	793017	-11.20

COMPOUND	STANDARD	RT LIMIT LOWER	RT LIMIT UPPER	SAMPLE	%DIFF
1 1,4-Dichlorobenze	3.48	2.98	3.98	3.48	-0.00
2 Naphthalene-d8	4.38	3.88	4.88	4.38	0.13
3 Acenaphthene-d10	5.65	5.15	6.15	5.65	-0.00
4 Phenanthrene-d10	6.74	6.24	7.24	6.75	0.09
5 Chrysene-d12	8.71	8.21	9.21	8.72	0.07
6 Perylene-d12	10.07	9.57	10.57	10.08	0.06

AREA UPPER LIMIT = +100% of internal standard area.
AREA LOWER LIMIT = - 50% of internal standard area.
RT UPPER LIMIT = + 0.50 minutes of internal standard RT.
RT LOWER LIMIT = - 0.50 minutes of internal standard RT.

Data File: \\cansvr11\dd\chem\MSS\a4ag2.i\00305A.b\2SHHH0305.D

Page 1

Date : 05-MAR-2010 12:00

Client ID:

Instrument: a4ag2.i

Sample Info: L9,00305A.b,8270C-625,3-827042,SUB,1,,9

Operator: 046900

Column phase: db5.625

Column diameter: 0.32

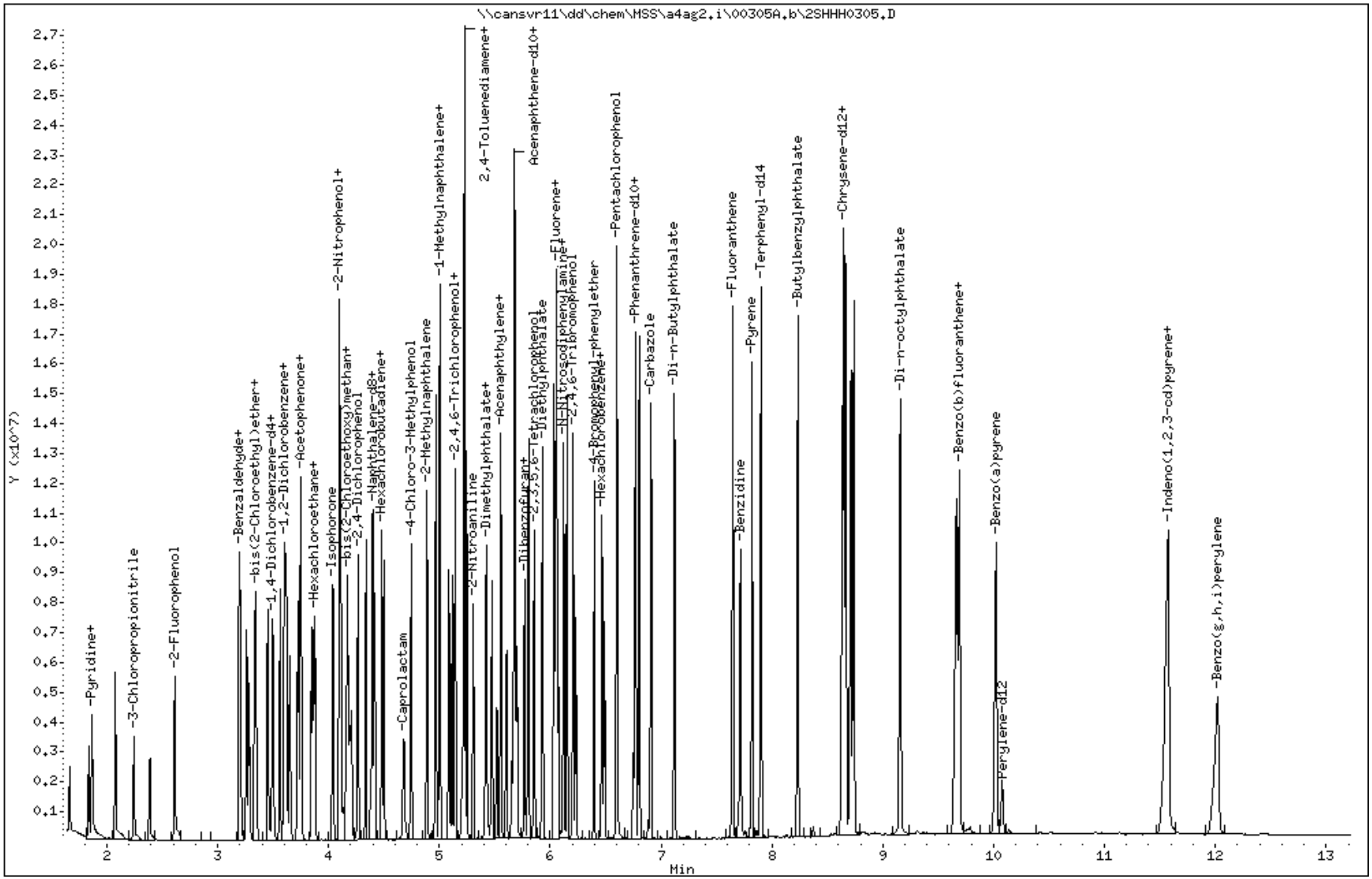

Data File Name: 2SHHH0305.D
Inj. Date and Time: 05-MAR-2010 12:00
Instrument ID: a4ag2.i
Client ID:
Compound Name: 1,4-Dioxane
CAS #: 123-91-1
Report Date: 03/05/2010

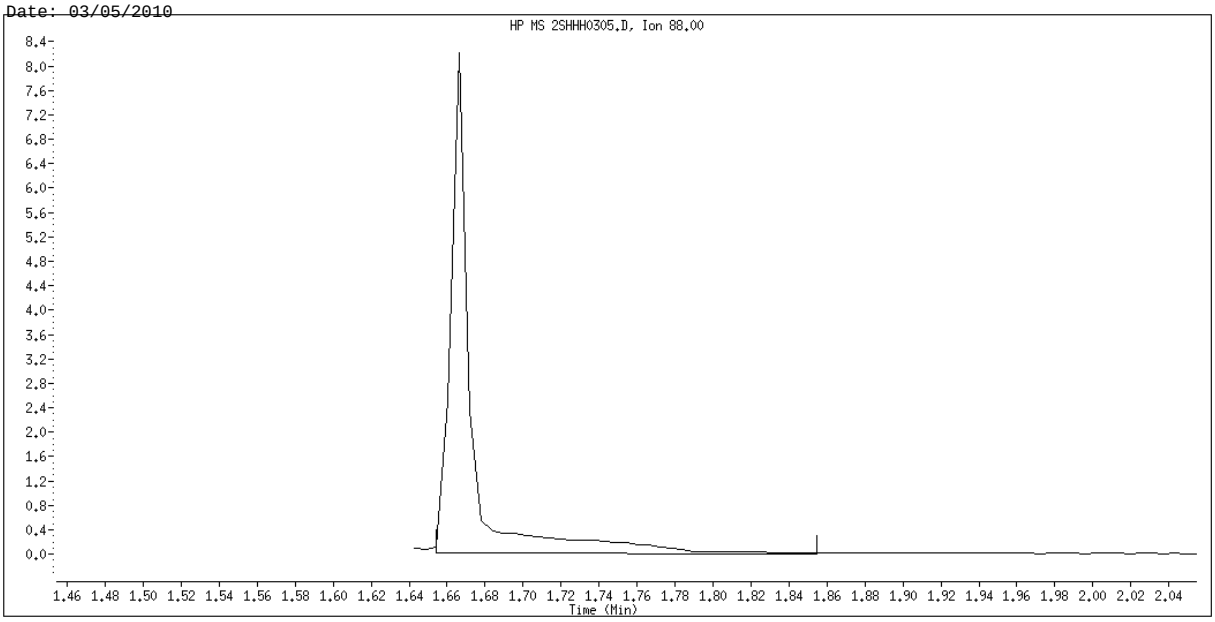

Original Integration

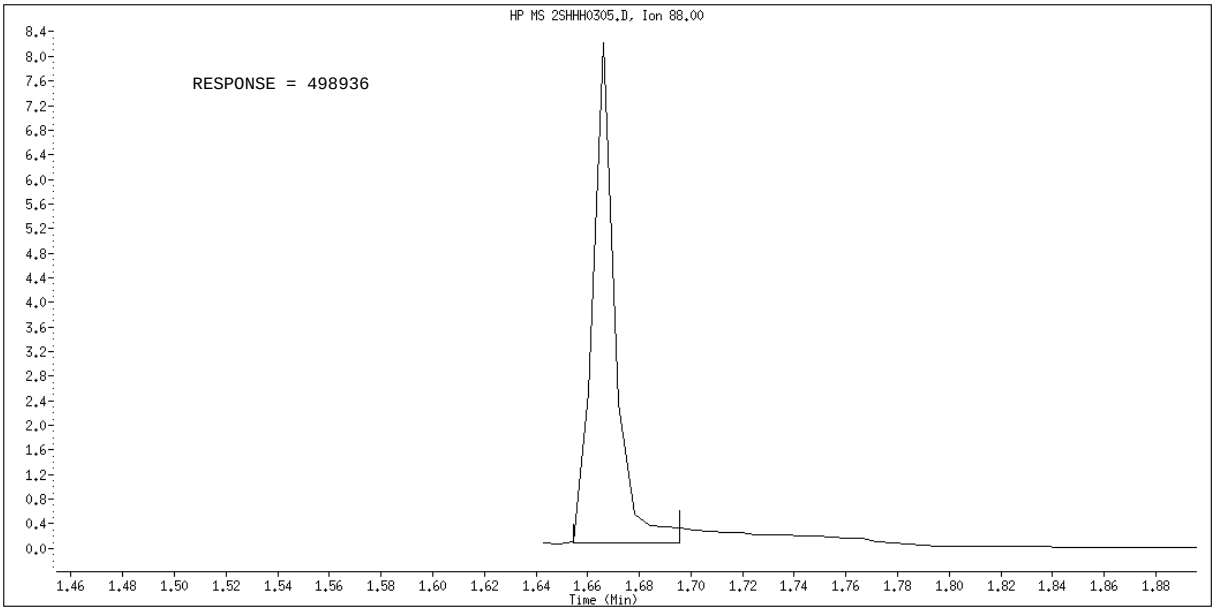

Manual Integration

Manually Integrated By: hulat
Manual Integration Reason: Poor Chromatography

TestAmerica North Canton

Semivolatile REPORT SW-846 Method 8270

Data file : \\cansvr11\dd\chem\MSS\a4ag2.i\00305A.b\2SL0305.D
Lab Smp Id: L2
Inj Date : 05-MAR-2010 14:01
Operator : 046900 Inst ID: a4ag2.i
Smp Info : L2,00305A.b,8270C-625,3-827042.SUB,1,,2
Misc Info :
Comment :
Method : \\cansvr11\dd\chem\MSS\a4ag2.i\00305A.b\8270C-625.m
Meth Date : 05-Mar-2010 14:57 a4ag2.i Quant Type: ISTD
Cal Date : 05-MAR-2010 14:18 Cal File: 2SLL0305.D
Als bottle: 9 Calibration Sample, Level: 2
Dil Factor: 1.00000
Integrator: HP RTE Compound Sublist: 3-827042.SUB
Target Version: 4.14
Processing Host: CANPMSSV04

		QUANT SIG					AMOUNTS CAL-AMT	ON-COL
	Compounds	MASS	RT	EXP RT	REL RT	RESPONSE	(NG)	(NG)
* 1	1,4-Dichlorobenzene-d4	152	3.483	3.483	(1.000)	205602	2.00000	
* 2	Naphthalene-d8	136	4.377	4.377	(1.000)	824707	2.00000	
* 3	Acenaphthene-d10	164	5.654	5.654	(1.000)	471499	2.00000	
* 4	Phenanthrene-d10	188	6.742	6.742	(1.000)	805768	2.00000	
* 5	Chrysene-d12	240	8.707	8.707	(1.000)	997462	2.00000	
* 6	Perylene-d12	264	10.065	10.065	(1.000)	910955	2.00000	
198	1,4-Dioxane	88	1.672	1.672	(0.480)	16369	0.25000	0.29880(M)
9	Pyridine	79	1.872	1.872	(0.537)	29573	0.25000	0.21704(Q)
10	N-Nitrosodimethylamine	74	1.836	1.836	(0.527)	18435	0.25000	0.24024
12	3-Chloropropionitrile	54	2.242	2.242	(0.644)	16790	0.25000	0.24207(Q)
209	Benzaldehyde	77	3.189	3.189	(0.916)	27549	0.25000	0.27668
21	Aniline	93	3.254	3.254	(0.934)	46751	0.25000	0.23866
22	Phenol	94	3.201	3.201	(0.919)	38904	0.25000	0.23914
23	bis(2-Chloroethyl)ether	93	3.278	3.278	(0.941)	37934	0.25000	0.25812
24	2-Chlorophenol	128	3.342	3.342	(0.959)	30944	0.25000	0.23859
26	1,3-Dichlorobenzene	146	3.448	3.448	(0.990)	32638	0.25000	0.24284
27	1,4-Dichlorobenzene	146	3.495	3.495	(1.003)	33298	0.25000	0.25090
28	1,2-Dichlorobenzene	146	3.607	3.607	(1.035)	33013	0.25000	0.25593
29	Benzyl Alcohol	108	3.554	3.554	(1.020)	20480	0.25000	0.23390
30	2-Methylphenol	108	3.619	3.619	(1.039)	29940	0.25000	0.24501
31	bis(2-Chloroisopropyl)ether	45	3.648	3.648	(1.047)	39955	0.25000	0.26373
37	Acetophenone	105	3.748	3.748	(1.076)	45191	0.25000	0.24843
32	N-Nitroso-di-n-propylamine	70	3.736	3.736	(1.073)	26871	0.25000	0.24282
192	4-Methylphenol	108	3.719	3.719	(1.068)	28487	0.25000	0.22425
34	Hexachloroethane	117	3.848	3.848	(1.105)	13490	0.25000	0.24249
35	Nitrobenzene	77	3.872	3.872	(0.884)	37744	0.25000	0.23517
41	Isophorone	82	4.030	4.030	(0.921)	70847	0.25000	0.24670
42	2-Nitrophenol	139	4.095	4.095	(0.936)	13355	0.25000	0.20836
43	2,4-Dimethylphenol	107	4.095	4.095	(0.936)	31377	0.25000	0.22772(Q)
44	bis(2-Chloroethoxy)methane	93	4.166	4.166	(0.952)	37969	0.25000	0.25790
46	2,4-Toluenediamene	121	Compound Not Detected.					

47	1,3,5-Trichlorobenzene	180	4.113	4.113 (0.940)	28227	0.25000	0.25416
48	2,4-Dichlorophenol	162	4.260	4.260 (0.973)	22760	0.25000	0.23389
49	Benzoic Acid	122	Compound Not Detected.				

	Compounds	QUANT SIG MASS	RT	EXP RT	REL RT	RESPONSE	AMOUNTS CAL-AMT (NG)	ON-COL (NG)
50	1,2,4-Trichlorobenzene	180	4.330	4.330	(0.989)	26938	0.25000	0.24510
51	Naphthalene	128	4.395	4.395	(1.004)	96426	0.25000	0.24718
52	4-Chloroaniline	127	4.413	4.413	(1.008)	34409	0.25000	0.21542
56	Hexachlorobutadiene	225	4.477	4.477	(1.023)	16490	0.25000	0.24833
210	Caprolactam	113	Compound Not Detected.					
57	1,2,3-Trichlorobenzene	180	4.495	4.495	(1.027)	24539	0.25000	0.23598
59	4-Chloro-3-Methylphenol	107	4.736	4.736	(1.082)	26790	0.25000	0.22138
62	2-Methylnaphthalene	142	4.889	4.889	(1.117)	51692	0.25000	0.24247
63	1-Methylnaphthalene	142	4.960	4.960	(1.133)	59525	0.25000	0.24126
64	Hexachlorocyclopentadiene	237	5.001	5.001	(0.885)	11835	0.25000	0.30820
66	2,4,6-Trichlorophenol	196	5.083	5.083	(0.899)	14924	0.25000	0.20556
67	2,4,5-Trichlorophenol	196	5.107	5.107	(0.903)	19207	0.25000	0.23979
211	1,1'-Biphenyl	154	5.219	5.219	(0.923)	78321	0.25000	0.25010
68	1,2,3,5-Tetrachlorobenzene	216	5.001	5.001	(0.885)	27776	0.25000	0.23938
70	2-Chloronaphthalene	162	5.242	5.242	(0.927)	56237	0.25000	0.24754
73	2-Nitroaniline	65	5.301	5.301	(0.938)	19993	0.25000	0.22703
74	1,2,3,4-Tetrachlorobenzene	216	5.219	5.219	(0.923)	25133	0.25000	0.23355
76	Dimethylphthalate	163	5.413	5.413	(0.957)	65696	0.25000	0.23551
78	2,6-Dinitrotoluene	165	5.466	5.466	(0.967)	11754	0.25000	0.19186
79	Acenaphthylene	152	5.548	5.548	(0.981)	94043	0.25000	0.24372
80	1,2-Dinitrobenzene	168	5.507	5.507	(0.974)	5594	0.25000	0.27891
81	3-Nitroaniline	138	5.595	5.595	(0.990)	12806	0.25000	0.19234
82	Acenaphthene	153	5.677	5.677	(1.004)	60433	0.25000	0.24309
83	2,4-Dinitrophenol	184	Compound Not Detected.					
85	4-Nitrophenol	109	Compound Not Detected.					
86	Dibenzofuran	168	5.795	5.795	(1.025)	81677	0.25000	0.23739
87	2,4-Dinitrotoluene	165	5.760	5.760	(1.019)	15397	0.25000	0.18046
91	2,3,5,6-Tetrachlorophenol	232	Compound Not Detected.					
93	Diethylphthalate	149	5.919	5.919	(1.047)	75227	0.25000	0.24654
94	Fluorene	166	6.048	6.048	(1.070)	71866	0.25000	0.24608
95	4-Chlorophenyl-phenylether	204	6.030	6.030	(1.067)	31044	0.25000	0.22937
96	4-Nitroaniline	138	Compound Not Detected.					
98	4,6-Dinitro-2-methylphenol	198	Compound Not Detected.					
99	N-Nitrosodiphenylamine	169	6.113	6.113	(0.907)	48255	0.25000	0.23148
100	1,2-Diphenylhydrazine	77	6.148	6.148	(0.912)	91767	0.25000	0.25038
106	4-Bromophenyl-phenylether	248	6.395	6.395	(0.949)	18820	0.25000	0.23360
107	Hexachlorobenzene	284	6.460	6.460	(0.958)	19831	0.25000	0.23189
212	Atrazine	200	6.483	6.483	(0.962)	13080	0.25000	0.23876
111	Pentachlorophenol	266	Compound Not Detected.					
115	Phenanthrene	178	6.760	6.760	(1.003)	103058	0.25000	0.23882
116	Anthracene	178	6.795	6.795	(1.008)	97853	0.25000	0.22905
119	Carbazole	167	6.901	6.901	(1.024)	92837	0.25000	0.23050
120	Di-n-Butylphthalate	149	7.118	7.118	(1.056)	118076	0.25000	0.23392
123	Fluoranthene	202	7.642	7.642	(1.133)	105309	0.25000	0.22832
124	Benzidine	184	Compound Not Detected.					
125	Pyrene	202	7.813	7.813	(0.897)	118222	0.25000	0.24264
131	Butylbenzylphthalate	149	8.230	8.230	(0.945)	53973	0.25000	0.24112
133	3,3'-Dimethoxybenzidine	244	Compound Not Detected.					
135	3,3'-Dichlorobenzidine	252	8.654	8.654	(0.994)	36453	0.25000	0.20094
136	Benzo(a)Anthracene	228	8.695	8.695	(0.999)	117830	0.25000	0.23960
137	Chrysene	228	8.724	8.724	(1.002)	111913	0.25000	0.24224
138	4,4'-Methylene bis(o-chloroan	231	8.648	8.648	(0.993)	14987	0.25000	0.27270

139	bis(2-ethylhexyl)Phthalate	149	8.636	8.636 (0.992)	71849	0.25000	0.22390
140	Di-n-octylphthalate	149	9.148	9.148 (0.909)	100109	0.25000	0.28411

Compounds	QUANT SIG MASS	RT	EXP RT	REL RT	RESPONSE	AMOUNTS CAL-AMT (NG)	AMOUNTS ON-COL (NG)
141 Benzo(b)fluoranthene	252	9.642	9.642	(0.958)	105476	0.25000	0.21653
142 Benzo(k)fluoranthene	252	9.665	9.665	(0.960)	113014	0.25000	0.22663
146 Benzo(a)pyrene	252	10.001	10.001	(0.994)	99596	0.25000	0.22469
149 Indeno(1,2,3-cd)pyrene	276	11.518	11.518	(1.144)	104726	0.25000	0.21076
150 Dibenz(a,h)anthracene	278	11.524	11.524	(1.145)	87477	0.25000	0.21034
151 Benzo(g,h,i)perylene	276	11.971	11.971	(1.189)	88884	0.25000	0.21953
$ 154 Nitrobenzene-d5	82	3.860	3.860	(0.882)	44320	0.25000	0.25270
$ 155 2-Fluorobiphenyl	172	5.142	5.142	(0.909)	68492	0.25000	0.24912
$ 156 Terphenyl-d14	244	7.895	7.895	(0.907)	68105	0.25000	0.21875
$ 157 Phenol-d5	99	3.189	3.189	(0.916)	37338	0.25000	0.24201
$ 158 2-Fluorophenol	112	2.613	2.613	(0.750)	26978	0.25000	0.23842
$ 159 2,4,6-Tribromophenol	330	6.224	6.224	(1.101)	7433	0.25000	0.26862
$ 186 2-Chlorophenol-d4	132	3.330	3.330	(0.956)	29344	0.25000	0.24706
$ 187 1,2-Dichlorobenzene-d4	152	3.595	3.595	(1.032)	19749	0.25000	0.24452
101 Diphenylamine	169	6.113	6.113	(0.907)	48255	0.25000	0.23148

QC Flag Legend

Q - Qualifier signal failed the ratio test.
M - Compound response manually integrated.

TestAmerica North Canton

INTERNAL STANDARD COMPOUNDS
AREA AND RT SUMMARY

Instrument ID: a4ag2.i
Lab File ID: 2SL0305.D
Lab Smp Id: L2
Analysis Type: SV
Quant Type: ISTD
Operator: 046900
Method File: \\cansvr11\dd\chem\MSS\a4ag2.i\00305A.b\8270C-625.m
Misc Info:

Calibration Date: 05-MAR-2010
Calibration Time: 14:35
Level:
Sample Type:

COMPOUND	STANDARD	AREA LIMIT LOWER	AREA LIMIT UPPER	SAMPLE	%DIFF
1 1,4-Dichlorobenze	217433	108717	434866	205602	-5.44
2 Naphthalene-d8	928814	464407	1857628	824707	-11.21
3 Acenaphthene-d10	550584	275292	1101168	471499	-14.36
4 Phenanthrene-d10	965964	482982	1931928	805768	-16.58
5 Chrysene-d12	1263252	631626	2526504	997462	-21.04
6 Perylene-d12	1134452	567226	2268904	910955	-19.70

COMPOUND	STANDARD	RT LIMIT LOWER	RT LIMIT UPPER	SAMPLE	%DIFF
1 1,4-Dichlorobenze	3.48	2.98	3.98	3.48	0.00
2 Naphthalene-d8	4.38	3.88	4.88	4.38	0.00
3 Acenaphthene-d10	5.65	5.15	6.15	5.65	0.00
4 Phenanthrene-d10	6.74	6.24	7.24	6.74	0.00
5 Chrysene-d12	8.71	8.21	9.21	8.71	0.00
6 Perylene-d12	10.07	9.57	10.57	10.07	0.00

AREA UPPER LIMIT = +100% of internal standard area.
AREA LOWER LIMIT = - 50% of internal standard area.
RT UPPER LIMIT = + 0.50 minutes of internal standard RT.
RT LOWER LIMIT = - 0.50 minutes of internal standard RT.

Data File: \\cansvr11\dd\chem\MSS\a4ag2.i\00305A.b\2SL0305.D

Date : 05-MAR-2010 14:01

Client ID:

Instrument: a4ag2.i

Sample Info: L2,00305A.b,8270C-625,3-827042,SUB,1,,2

Operator: 046900

Column phase: db5.625

Column diameter: 0.32

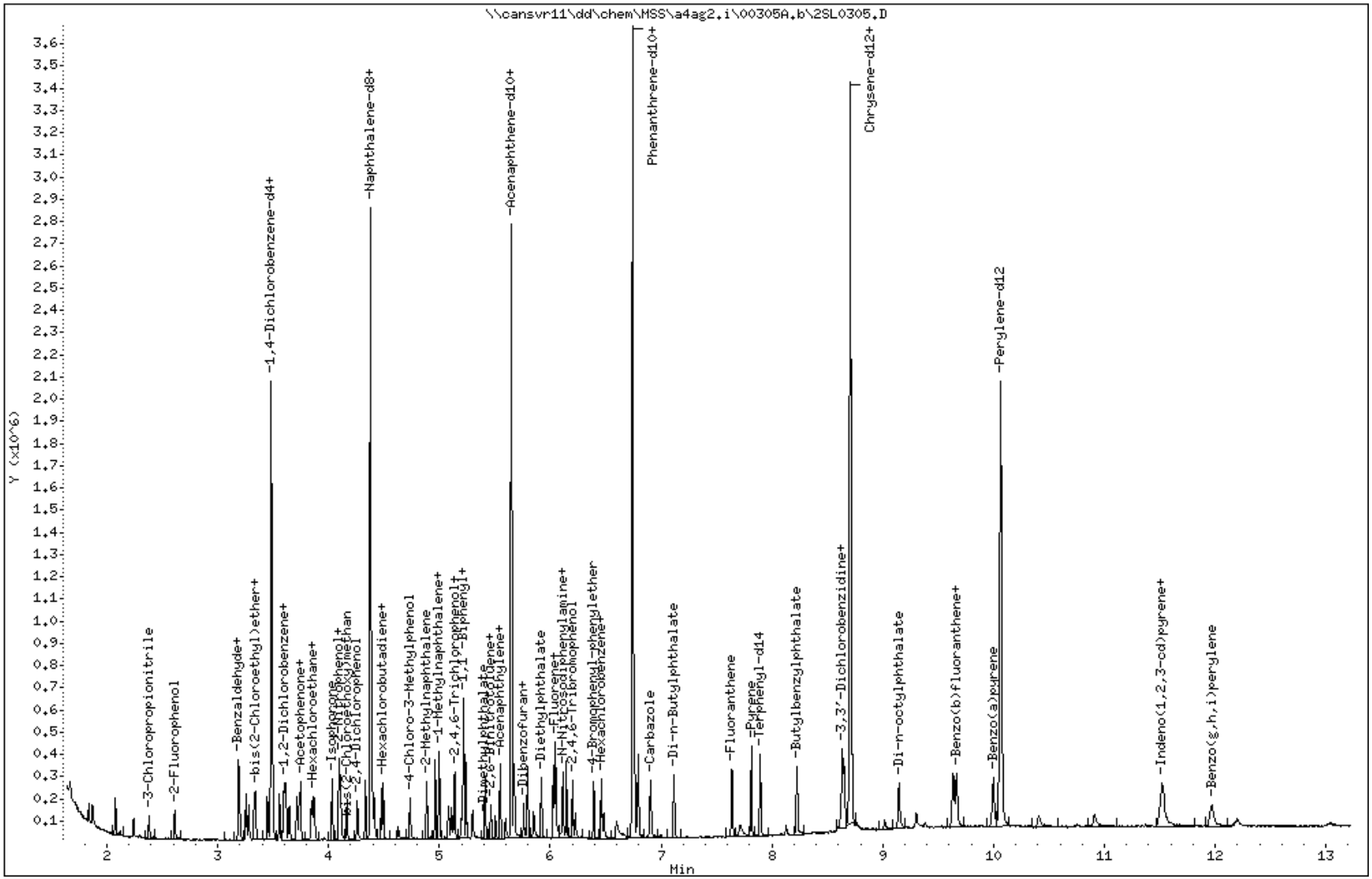

Data File Name: 2SL0305.D
Inj. Date and Time: 05-MAR-2010 14:01
Instrument ID: a4ag2.i
Client ID:
Compound Name: 1,4-Dioxane
CAS #: 123-91-1
Report Date: 03/05/2010

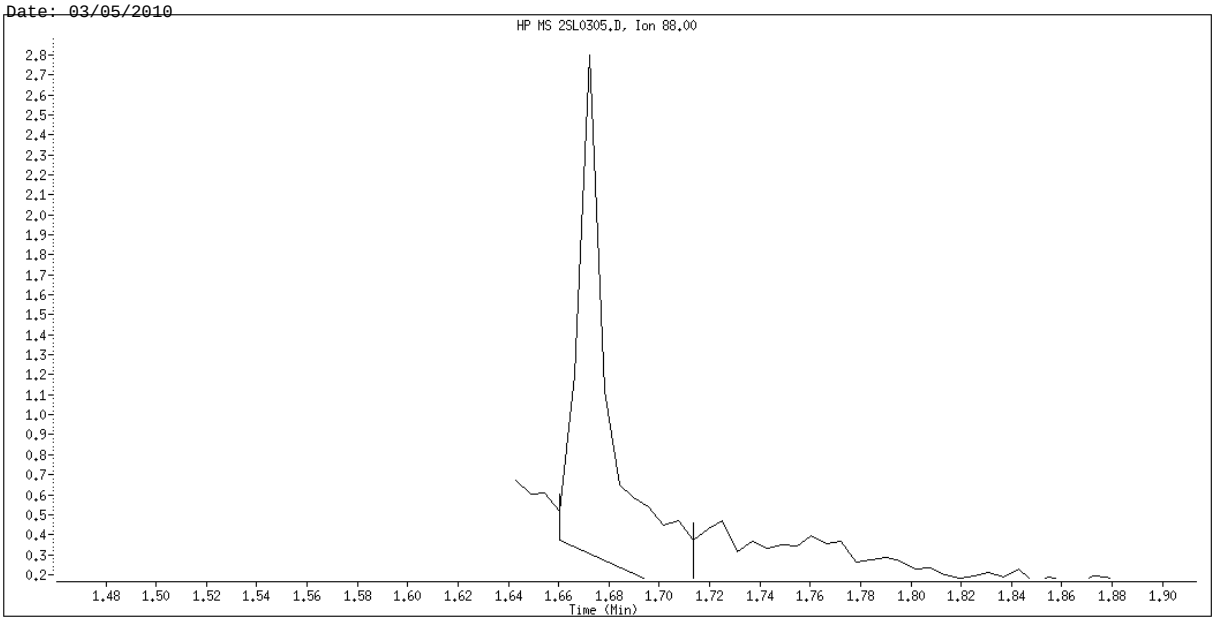

Original Integration

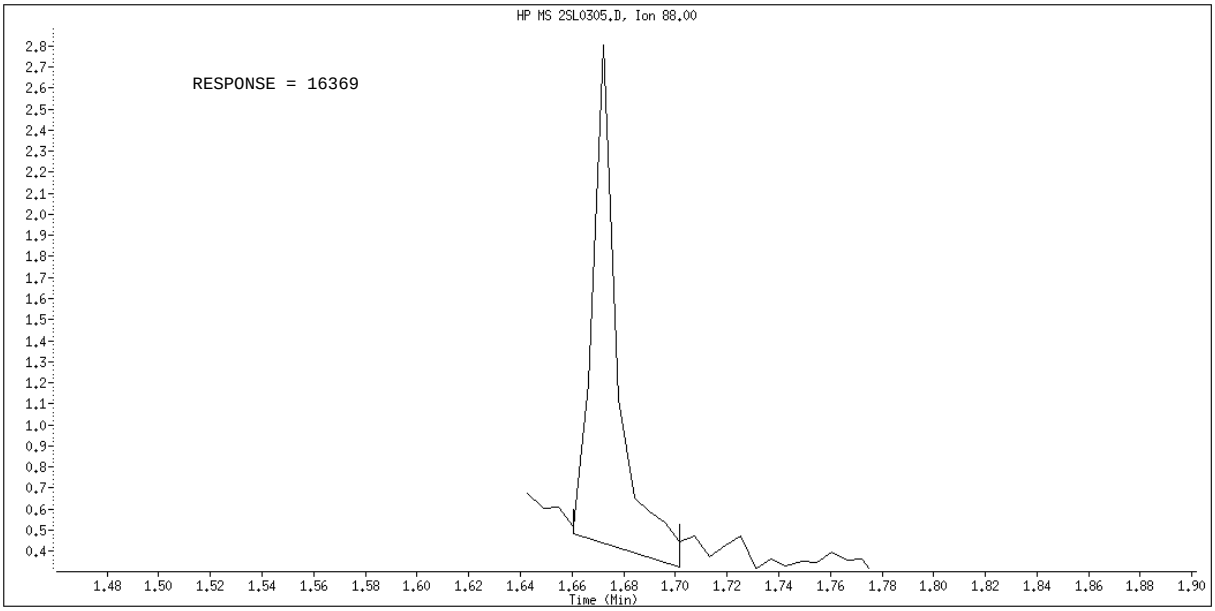

Manual Integration

Manually Integrated By: hulat
Manual Integration Reason: Poor Chromatography

TestAmerica North Canton

Semivolatile REPORT SW-846 Method 8270

Data file : \\cansvr11\dd\chem\MSS\a4ag2.i\00305A.b\2SLL0305.D
Lab Smp Id: L1
Inj Date : 05-MAR-2010 14:18
Operator : 046900 Inst ID: a4ag2.i
Smp Info : L1,00305A.b,8270C-625,PAH.SUB,1,,1
Misc Info :
Comment   :
Method   : \\cansvr11\dd\chem\MSS\a4ag2.i\00305A.b\8270C-625.m
Meth Date : 05-Mar-2010 14:56 a4ag2.i Quant Type: ISTD
Cal Date : 05-MAR-2010 14:18 Cal File: 2SLL0305.D
Als bottle: 10 Calibration Sample, Level: 1
Dil Factor: 1.00000
Integrator: HP RTE Compound Sublist: PAH.SUB
Target Version: 4.14
Processing Host: CANPMSSV04

		QUANT SIG					AMOUNTS CAL-AMT	AMOUNTS ON-COL	
Compounds		MASS	RT	EXP RT	REL RT	RESPONSE	(NG)	(NG)	
* 1	1,4-Dichlorobenzene-d4	152	3.483	3.483	(1.000)	253866	2.00000		(Q)
* 2	Naphthalene-d8	136	4.377	4.377	(1.000)	1041347	2.00000		
* 3	Acenaphthene-d10	164	5.648	5.648	(1.000)	597882	2.00000		
* 4	Phenanthrene-d10	188	6.742	6.742	(1.000)	1034040	2.00000		
* 5	Chrysene-d12	240	8.707	8.707	(1.000)	1289919	2.00000		
* 6	Perylene-d12	264	10.065	10.065	(1.000)	1191543	2.00000		
23	bis(2-Chloroethyl)ether	93	3.278	3.278	(0.941)	11253	0.05000	0.062012	
35	Nitrobenzene	77	3.872	3.872	(0.884)	11774	0.05000	0.058099	
51	Naphthalene	128	4.395	4.395	(1.004)	27526	0.05000	0.055882	
62	2-Methylnaphthalene	142	4.889	4.889	(1.117)	12261	0.05000	0.045548	
63	1-Methylnaphthalene	142	4.960	4.960	(1.133)	15600	0.05000	0.050075	
70	2-Chloronaphthalene	162	5.242	5.242	(0.928)	14964	0.05000	0.051944	
79	Acenaphthylene	152	5.548	5.548	(0.982)	24948	0.05000	0.050988	
82	Acenaphthene	153	5.671	5.671	(1.004)	16166	0.05000	0.051281	
86	Dibenzofuran	168	5.795	5.795	(1.026)	23026	0.05000	0.052777	
94	Fluorene	166	6.048	6.048	(1.071)	18733	0.05000	0.050585	
107	Hexachlorobenzene	284	6.460	6.460	(0.958)	6223	0.05000	0.056703	
115	Phenanthrene	178	6.760	6.760	(1.003)	30244	0.05000	0.054614	
116	Anthracene	178	6.795	6.795	(1.008)	28047	0.05000	0.051157	
123	Fluoranthene	202	7.642	7.642	(1.133)	29970	0.05000	0.050634	
125	Pyrene	202	7.813	7.813	(0.897)	31205	0.05000	0.049525	
136	Benzo(a)Anthracene	228	8.695	8.695	(0.999)	34599	0.05000	0.054405	
137	Chrysene	228	8.724	8.724	(1.002)	32456	0.05000	0.054324	
141	Benzo(b)fluoranthene	252	9.636	9.636	(0.957)	29648	0.05000	0.046532	
142	Benzo(k)fluoranthene	252	9.665	9.665	(0.960)	33046	0.05000	0.050662	
146	Benzo(a)pyrene	252	10.001	10.001	(0.994)	28617	0.05000	0.049358	
149	Indeno(1,2,3-cd)pyrene	276	11.518	11.518	(1.144)	28550	0.05000	0.043927(M)	
150	Dibenz(a,h)anthracene	278	11.524	11.524	(1.145)	23733	0.05000	0.043628	
151	Benzo(g,h,i)perylene	276	11.971	11.971	(1.189)	24571	0.05000	0.046396(M)	
$ 154	Nitrobenzene-d5	82	3.860	3.860	(0.882)	11483	0.05000	0.051853	
$ 155	2-Fluorobiphenyl	172	5.142	5.142	(0.910)	19457	0.05000	0.055809	

$ 156 Terphenyl-d14	244	7.895	7.895 (0.907)	20507	0.05000	0.050934
$ 157 Phenol-d5	99	3.189	3.189 (0.916)	9844	0.05000	0.051675

Compounds	QUANT SIG MASS	RT	EXP RT	REL RT	RESPONSE	AMOUNTS CAL-AMT (NG)	AMOUNTS ON-COL (NG)
$ 158 2-Fluorophenol	112	2.613	2.613	(0.750)	7522	0.05000	0.053837
$ 159 2,4,6-Tribromophenol	330	Compound Not Detected.					

QC Flag Legend

Q - Qualifier signal failed the ratio test.
M - Compound response manually integrated.

TestAmerica North Canton

INTERNAL STANDARD COMPOUNDS
AREA AND RT SUMMARY

Instrument ID: a4ag2.i
Lab File ID: 2SLL0305.D
Lab Smp Id: L1
Analysis Type: SV
Quant Type: ISTD
Operator: 046900
Method File: \\cansvr11\dd\chem\MSS\a4ag2.i\00305A.b\8270C-625.m
Misc Info:

Calibration Date: 05-MAR-2010
Calibration Time: 14:35
Level:
Sample Type:

		AREA LIMIT			
COMPOUND	STANDARD	LOWER	UPPER	SAMPLE	%DIFF
1 1,4-Dichlorobenze	217433	108717	434866	253866	16.76
2 Naphthalene-d8	928814	464407	1857628	1041347	12.12
3 Acenaphthene-d10	550584	275292	1101168	597882	8.59
4 Phenanthrene-d10	965964	482982	1931928	1034040	7.05
5 Chrysene-d12	1263252	631626	2526504	1289919	2.11
6 Perylene-d12	1134452	567226	2268904	1191543	5.03

		RT LIMIT			
COMPOUND	STANDARD	LOWER	UPPER	SAMPLE	%DIFF
1 1,4-Dichlorobenze	3.48	2.98	3.98	3.48	0.00
2 Naphthalene-d8	4.38	3.88	4.88	4.38	0.00
3 Acenaphthene-d10	5.65	5.15	6.15	5.65	-0.10
4 Phenanthrene-d10	6.74	6.24	7.24	6.74	0.00
5 Chrysene-d12	8.71	8.21	9.21	8.71	0.00
6 Perylene-d12	10.07	9.57	10.57	10.07	0.00

AREA UPPER LIMIT = +100% of internal standard area.
AREA LOWER LIMIT = - 50% of internal standard area.
RT UPPER LIMIT = + 0.50 minutes of internal standard RT.
RT LOWER LIMIT = - 0.50 minutes of internal standard RT.

Data File: \\cansvr11\dd\chem\MSS\a4ag2.i\00305A.b\2SLL0305.D

Page 1

Date : 05-MAR-2010 14:18

Client ID:

Instrument: a4ag2.i

Sample Info: L1,00305A.b,8270C-625,PAH.SUB,1,,1

Operator: 046900

Column phase: db5.625

Column diameter: 0.32

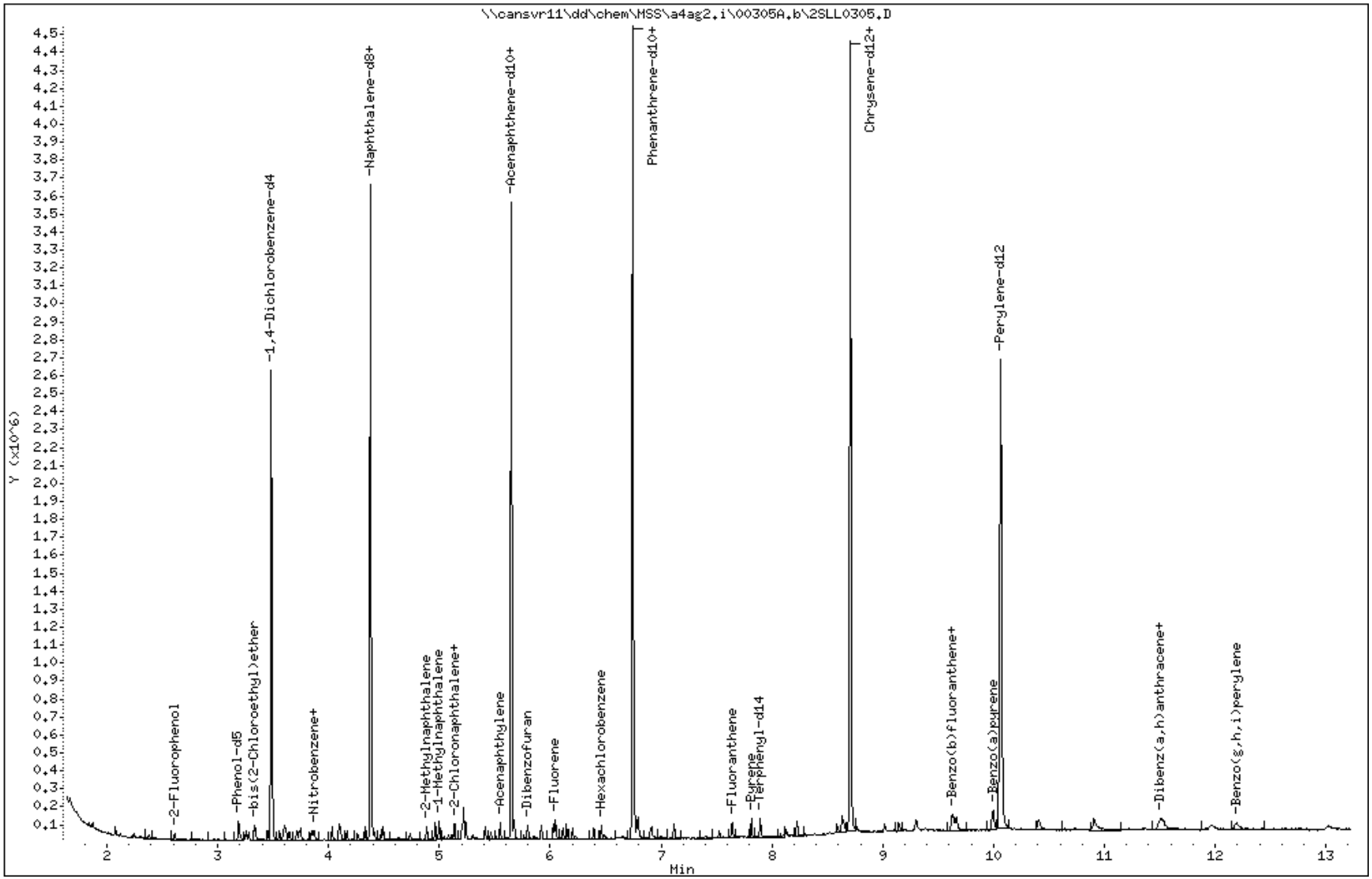

Data File Name: 2SLL0305.D
Inj. Date and Time: 05-MAR-2010 14:18
Instrument ID: a4ag2.i
Client ID:
Compound Name: Indeno(1,2,3-cd)pyrene
CAS #: 193-39-5
Report Date: 03/05/2010

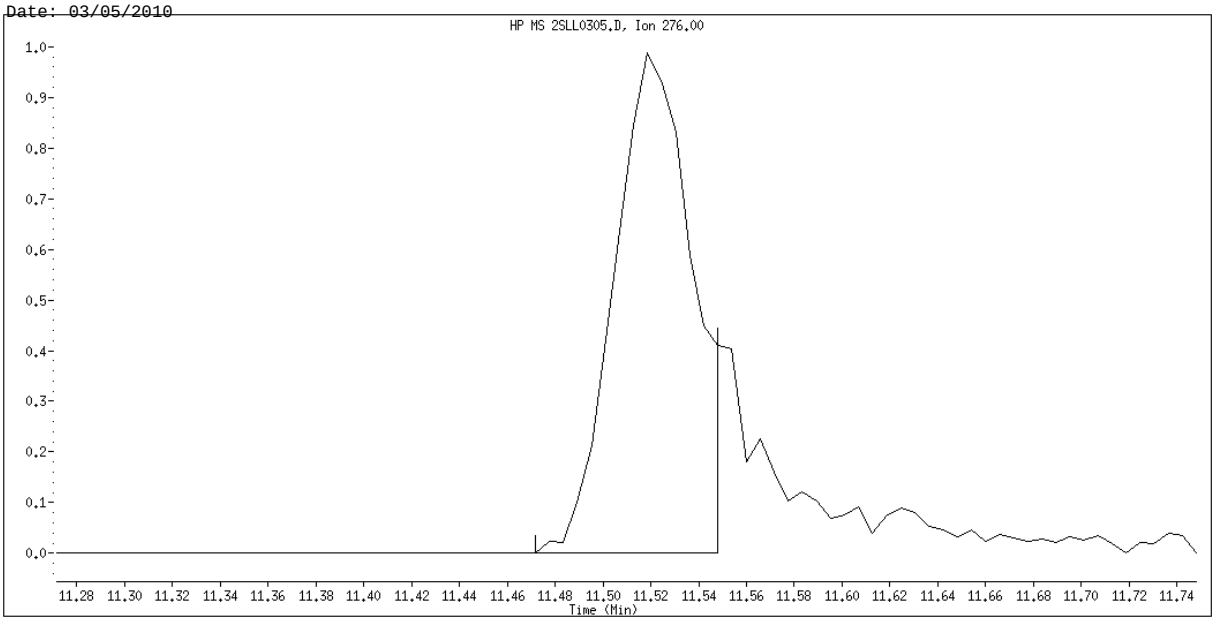

Original Integration

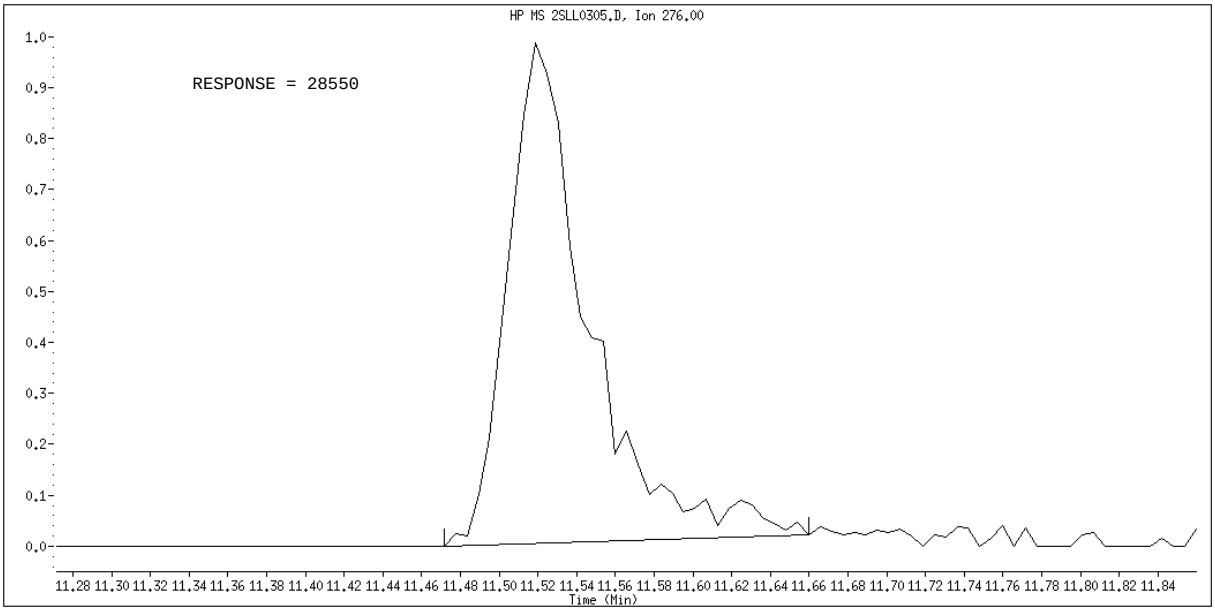

Manual Integration

Manually Integrated By: hulat
Manual Integration Reason: Poor Chromatography

Data File Name: 2SLL0305.D
Inj. Date and Time: 05-MAR-2010 14:18
Instrument ID: a4ag2.i
Client ID:
Compound Name: Benzo(g,h,i)perylene
CAS #: 191-24-2
Report Date: 03/05/2010

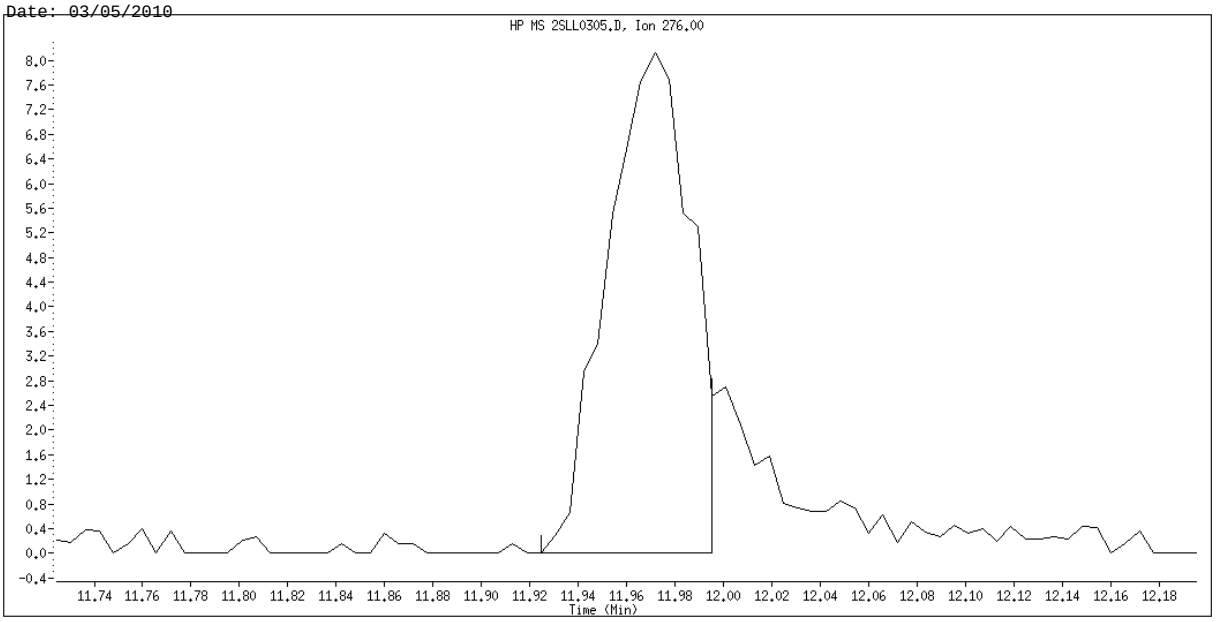

Original Integration

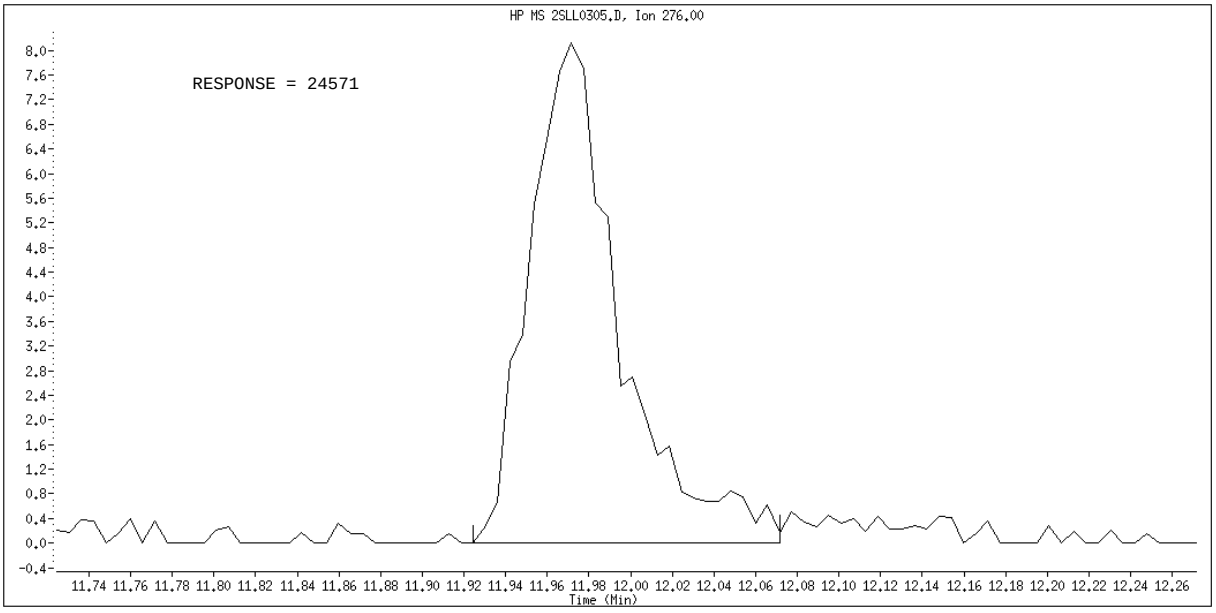

Manual Integration

Manually Integrated By: hulat
Manual Integration Reason: Poor Chromatography

TestAmerica North Canton

Semivolatile REPORT SW-846 Method 8270

Data file : \\cansvr11\dd\chem\MSS\a4ag2.i\00305A.b\2SM0305.D
Lab Smp Id: L4
Inj Date : 05-MAR-2010 13:26
Operator : 046900 Inst ID: a4ag2.i
Smp Info : L4,00305A.b,8270C-625,3-827042.SUB,1,,4
Misc Info :
Comment :
Method : \\cansvr11\dd\chem\MSS\a4ag2.i\00305A.b\8270C-625.m
Meth Date : 05-Mar-2010 14:57 a4ag2.i Quant Type: ISTD
Cal Date : 05-MAR-2010 13:44 Cal File: 2SML0305.D
Als bottle: 7 Calibration Sample, Level: 4
Dil Factor: 1.00000
Integrator: HP RTE Compound Sublist: 3-827042.SUB
Target Version: 4.14
Processing Host: CANPMSSV04

	Compounds	QUANT SIG MASS	RT	EXP RT	REL RT	RESPONSE	AMOUNTS CAL-AMT (NG)	ON-COL (NG)
* 1	1,4-Dichlorobenzene-d4	152	3.483	3.483	(1.000)	208596	2.00000	
* 2	Naphthalene-d8	136	4.377	4.377	(1.000)	837544	2.00000	
* 3	Acenaphthene-d10	164	5.654	5.654	(1.000)	491756	2.00000	
* 4	Phenanthrene-d10	188	6.742	6.742	(1.000)	835097	2.00000	
* 5	Chrysene-d12	240	8.707	8.707	(1.000)	1050180	2.00000	
* 6	Perylene-d12	264	10.065	10.065	(1.000)	964950	2.00000	
198	1,4-Dioxane	88	1.672	1.672	(0.480)	55072	1.00000	0.99085(M)
9	Pyridine	79	1.872	1.872	(0.537)	132840	1.00000	0.96093(Q)
10	N-Nitrosodimethylamine	74	1.836	1.836	(0.527)	79507	1.00000	1.0212
12	3-Chloropropionitrile	54	2.242	2.242	(0.644)	71299	1.00000	1.0132(Q)
209	Benzaldehyde	77	3.189	3.189	(0.916)	103342	1.00000	1.0230
21	Aniline	93	3.254	3.254	(0.934)	187989	1.00000	0.94591
22	Phenol	94	3.201	3.201	(0.919)	160377	1.00000	0.97168
23	bis(2-Chloroethyl)ether	93	3.277	3.277	(0.941)	140715	1.00000	0.94373
24	2-Chlorophenol	128	3.342	3.342	(0.959)	127695	1.00000	0.97044
26	1,3-Dichlorobenzene	146	3.454	3.454	(0.992)	134934	1.00000	0.98957
27	1,4-Dichlorobenzene	146	3.495	3.495	(1.003)	130416	1.00000	0.96860
28	1,2-Dichlorobenzene	146	3.607	3.607	(1.035)	129147	1.00000	0.98683
29	Benzyl Alcohol	108	3.554	3.554	(1.020)	85298	1.00000	0.96019
30	2-Methylphenol	108	3.619	3.619	(1.039)	115461	1.00000	0.93129
31	bis(2-Chloroisopropyl)ether	45	3.648	3.648	(1.047)	143760	1.00000	0.93529
37	Acetophenone	105	3.748	3.748	(1.076)	177207	1.00000	0.96019
32	N-Nitroso-di-n-propylamine	70	3.736	3.736	(1.073)	108620	1.00000	0.96746
192	4-Methylphenol	108	3.719	3.719	(1.068)	125823	1.00000	0.97627
34	Hexachloroethane	117	3.848	3.848	(1.105)	52547	1.00000	0.93100
35	Nitrobenzene	77	3.872	3.872	(0.884)	155188	1.00000	0.95212
41	Isophorone	82	4.030	4.030	(0.921)	284528	1.00000	0.97559
42	2-Nitrophenol	139	4.095	4.095	(0.936)	61488	1.00000	0.94462
43	2,4-Dimethylphenol	107	4.095	4.095	(0.936)	138005	1.00000	0.98625
44	bis(2-Chloroethoxy)methane	93	4.166	4.166	(0.952)	144213	1.00000	0.96456
46	2,4-Toluenediamene	121	5.195	5.195	(1.187)	66964	1.00000	1.1031

47	1,3,5-Trichlorobenzene	180	4.113	4.113 (0.940)	111444	1.00000	0.98808
48	2,4-Dichlorophenol	162	4.260	4.260 (0.973)	94904	1.00000	0.96031

	Compounds	QUANT SIG MASS	RT	EXP RT	REL RT	RESPONSE	AMOUNTS CAL-AMT (NG)	AMOUNTS ON-COL (NG)
49	Benzoic Acid	122	4.130	4.130	(0.944)	129169	2.00000	2.2009
50	1,2,4-Trichlorobenzene	180	4.330	4.330	(0.989)	107725	1.00000	0.96512
51	Naphthalene	128	4.395	4.395	(1.004)	376418	1.00000	0.95015
52	4-Chloroaniline	127	4.413	4.413	(1.008)	158602	1.00000	0.97770
56	Hexachlorobutadiene	225	4.477	4.477	(1.023)	66177	1.00000	0.98133
210	Caprolactam	113	4.636	4.636	(1.059)	39186	1.00000	0.88400
57	1,2,3-Trichlorobenzene	180	4.495	4.495	(1.027)	102750	1.00000	0.97297
59	4-Chloro-3-Methylphenol	107	4.736	4.736	(1.082)	116544	1.00000	0.94829
62	2-Methylnaphthalene	142	4.889	4.889	(1.117)	212582	1.00000	0.98187
63	1-Methylnaphthalene	142	4.960	4.960	(1.133)	242624	1.00000	0.96832
64	Hexachlorocyclopentadiene	237	5.007	5.007	(0.886)	62658	1.00000	0.97341
66	2,4,6-Trichlorophenol	196	5.083	5.083	(0.899)	72094	1.00000	0.95208
67	2,4,5-Trichlorophenol	196	5.107	5.107	(0.903)	78152	1.00000	0.93550
211	1,1'-Biphenyl	154	5.219	5.219	(0.923)	310789	1.00000	0.95156
68	1,2,3,5-Tetrachlorobenzene	216	5.001	5.001	(0.885)	116852	1.00000	0.96559
70	2-Chloronaphthalene	162	5.242	5.242	(0.927)	228000	1.00000	0.96225
73	2-Nitroaniline	65	5.301	5.301	(0.938)	84557	1.00000	0.92063
74	1,2,3,4-Tetrachlorobenzene	216	5.219	5.219	(0.923)	104931	1.00000	0.93492
76	Dimethylphthalate	163	5.413	5.413	(0.957)	275845	1.00000	0.94813
78	2,6-Dinitrotoluene	165	5.466	5.466	(0.967)	59677	1.00000	0.93398
79	Acenaphthylene	152	5.548	5.548	(0.981)	387164	1.00000	0.96205
80	1,2-Dinitrobenzene	168	5.513	5.513	(0.975)	30542	1.00000	1.0311
81	3-Nitroaniline	138	5.595	5.595	(0.990)	64263	1.00000	0.92546
82	Acenaphthene	153	5.677	5.677	(1.004)	250484	1.00000	0.96605
83	2,4-Dinitrophenol	184	5.666	5.666	(1.002)	56620	2.00000	2.0049(Q)
85	4-Nitrophenol	109	5.689	5.689	(1.006)	32846	1.00000	1.0227
86	Dibenzofuran	168	5.801	5.801	(1.026)	341556	1.00000	0.95181
87	2,4-Dinitrotoluene	165	5.760	5.760	(1.019)	84371	1.00000	0.94815
91	2,3,5,6-Tetrachlorophenol	232	5.848	5.848	(1.034)	65972	1.00000	0.89837
93	Diethylphthalate	149	5.924	5.924	(1.048)	303538	1.00000	0.95382
94	Fluorene	166	6.048	6.048	(1.070)	291222	1.00000	0.95611
95	4-Chlorophenyl-phenylether	204	6.030	6.030	(1.067)	129459	1.00000	0.91710
96	4-Nitroaniline	138	6.042	6.042	(1.069)	71264	1.00000	0.89390
98	4,6-Dinitro-2-methylphenol	198	6.066	6.066	(0.900)	36637	1.00000	0.96534(Q)
99	N-Nitrosodiphenylamine	169	6.113	6.113	(0.907)	213148	1.00000	0.98657
100	1,2-Diphenylhydrazine	77	6.148	6.148	(0.912)	368223	1.00000	0.96938
106	4-Bromophenyl-phenylether	248	6.395	6.395	(0.949)	78853	1.00000	0.94436
107	Hexachlorobenzene	284	6.466	6.466	(0.959)	85143	1.00000	0.96063
212	Atrazine	200	6.483	6.483	(0.962)	55197	1.00000	0.97217
111	Pentachlorophenol	266	6.595	6.595	(0.978)	98653	2.00000	2.1015
115	Phenanthrene	178	6.760	6.760	(1.003)	425128	1.00000	0.95058
116	Anthracene	178	6.795	6.795	(1.008)	421323	1.00000	0.95156
119	Carbazole	167	6.901	6.901	(1.024)	406361	1.00000	0.97352
120	Di-n-Butylphthalate	149	7.118	7.118	(1.056)	509717	1.00000	0.97434
123	Fluoranthene	202	7.642	7.642	(1.133)	446164	1.00000	0.93336
124	Benzidine	184	7.713	7.713	(0.886)	217439	1.00000	1.0174
125	Pyrene	202	7.812	7.812	(0.897)	489553	1.00000	0.95433
131	Butylbenzylphthalate	149	8.230	8.230	(0.945)	223843	1.00000	0.94980
133	3,3'-Dimethoxybenzidine	244	8.618	8.618	(0.990)	87827	1.00000	0.92417
135	3,3'-Dichlorobenzidine	252	8.654	8.654	(0.994)	175438	1.00000	0.91853
136	Benzo(a)Anthracene	228	8.701	8.701	(0.999)	480723	1.00000	0.92847
137	Chrysene	228	8.730	8.730	(1.003)	449866	1.00000	0.92487

138	4,4'-Methylene bis(o-chloroan	231	8.648	8.648 (0.993)	85354	1.00000	1.0116
139	bis(2-ethylhexyl)Phthalate	149	8.636	8.636 (0.992)	323103	1.00000	0.95632

Compounds	QUANT SIG MASS	RT	EXP RT	REL RT	RESPONSE	AMOUNTS CAL-AMT (NG)	AMOUNTS ON-COL (NG)
140 Di-n-octylphthalate	149	9.148	9.148	(0.909)	505657	1.00000	1.0073
141 Benzo(b)fluoranthene	252	9.642	9.642	(0.958)	446308	1.00000	0.86496
142 Benzo(k)fluoranthene	252	9.671	9.671	(0.961)	547850	1.00000	1.0371
146 Benzo(a)pyrene	252	10.001	10.001	(0.994)	431279	1.00000	0.91854
149 Indeno(1,2,3-cd)pyrene	276	11.524	11.524	(1.145)	495994	1.00000	0.94233
150 Dibenz(a,h)anthracene	278	11.530	11.530	(1.146)	413910	1.00000	0.93957
151 Benzo(g,h,i)perylene	276	11.971	11.971	(1.189)	403175	1.00000	0.94005
$ 154 Nitrobenzene-d5	82	3.860	3.860	(0.882)	170053	1.00000	0.95474
$ 155 2-Fluorobiphenyl	172	5.142	5.142	(0.909)	268999	1.00000	0.93810
$ 156 Terphenyl-d14	244	7.895	7.895	(0.907)	318146	1.00000	0.97059
$ 157 Phenol-d5	99	3.189	3.189	(0.916)	151657	1.00000	0.96887
$ 158 2-Fluorophenol	112	2.613	2.613	(0.750)	110746	1.00000	0.96466
$ 159 2,4,6-Tribromophenol	330	6.224	6.224	(1.101)	38016	1.00000	0.99206
$ 186 2-Chlorophenol-d4	132	3.330	3.330	(0.956)	117528	1.00000	0.97532
$ 187 1,2-Dichlorobenzene-d4	152	3.595	3.595	(1.032)	79348	1.00000	0.96836
101 Diphenylamine	169	6.113	6.113	(0.907)	213148	1.00000	0.98657

QC Flag Legend

Q - Qualifier signal failed the ratio test.
M - Compound response manually integrated.

TestAmerica North Canton

INTERNAL STANDARD COMPOUNDS
AREA AND RT SUMMARY

Instrument ID: a4ag2.i
Lab File ID: 2SM0305.D
Lab Smp Id: L4
Analysis Type: SV
Quant Type: ISTD
Operator: 046900
Method File: \\cansvr11\dd\chem\MSS\a4ag2.i\00305A.b\8270C-625.m
Misc Info:

Calibration Date: 05-MAR-2010
Calibration Time: 14:35
Level:
Sample Type:

COMPOUND	STANDARD	AREA LIMIT LOWER	AREA LIMIT UPPER	SAMPLE	%DIFF
1 1,4-Dichlorobenze	217433	108717	434866	208596	-4.06
2 Naphthalene-d8	928814	464407	1857628	837544	-9.83
3 Acenaphthene-d10	550584	275292	1101168	491756	-10.68
4 Phenanthrene-d10	965964	482982	1931928	835097	-13.55
5 Chrysene-d12	1263252	631626	2526504	1050180	-16.87
6 Perylene-d12	1134452	567226	2268904	964950	-14.94

COMPOUND	STANDARD	RT LIMIT LOWER	RT LIMIT UPPER	SAMPLE	%DIFF
1 1,4-Dichlorobenze	3.48	2.98	3.98	3.48	0.00
2 Naphthalene-d8	4.38	3.88	4.88	4.38	0.00
3 Acenaphthene-d10	5.65	5.15	6.15	5.65	0.00
4 Phenanthrene-d10	6.74	6.24	7.24	6.74	0.00
5 Chrysene-d12	8.71	8.21	9.21	8.71	0.00
6 Perylene-d12	10.07	9.57	10.57	10.07	0.00

AREA UPPER LIMIT = +100% of internal standard area.
AREA LOWER LIMIT = - 50% of internal standard area.
RT UPPER LIMIT = + 0.50 minutes of internal standard RT.
RT LOWER LIMIT = - 0.50 minutes of internal standard RT.

Data File: \\cansvr11\dd\chem\MSS\a4ag2.i\00305A.b\2SM0305.D

Page 1

Date : 05-MAR-2010 13:26

Client ID:

Instrument: a4ag2.i

Sample Info: L4,00305A.b,8270C-625,3-827042,SUB,1,,4

Operator: 046900

Column phase: db5.625

Column diameter: 0.32

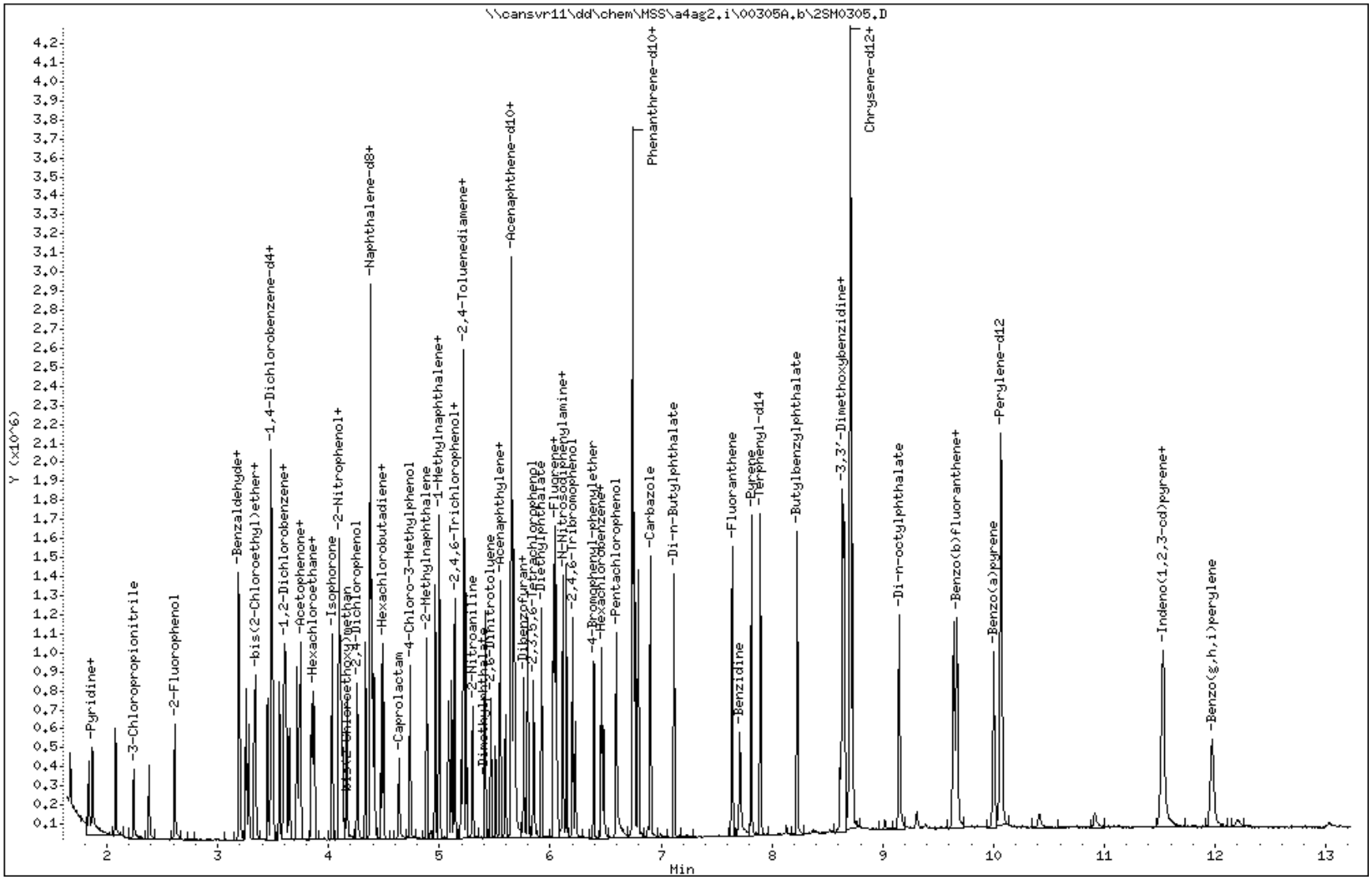

Data File Name: 2SM0305.D
Inj. Date and Time: 05-MAR-2010 13:26
Instrument ID: a4ag2.i
Client ID:
Compound Name: 1,4-Dioxane
CAS #: 123-91-1
Report Date: 03/05/2010

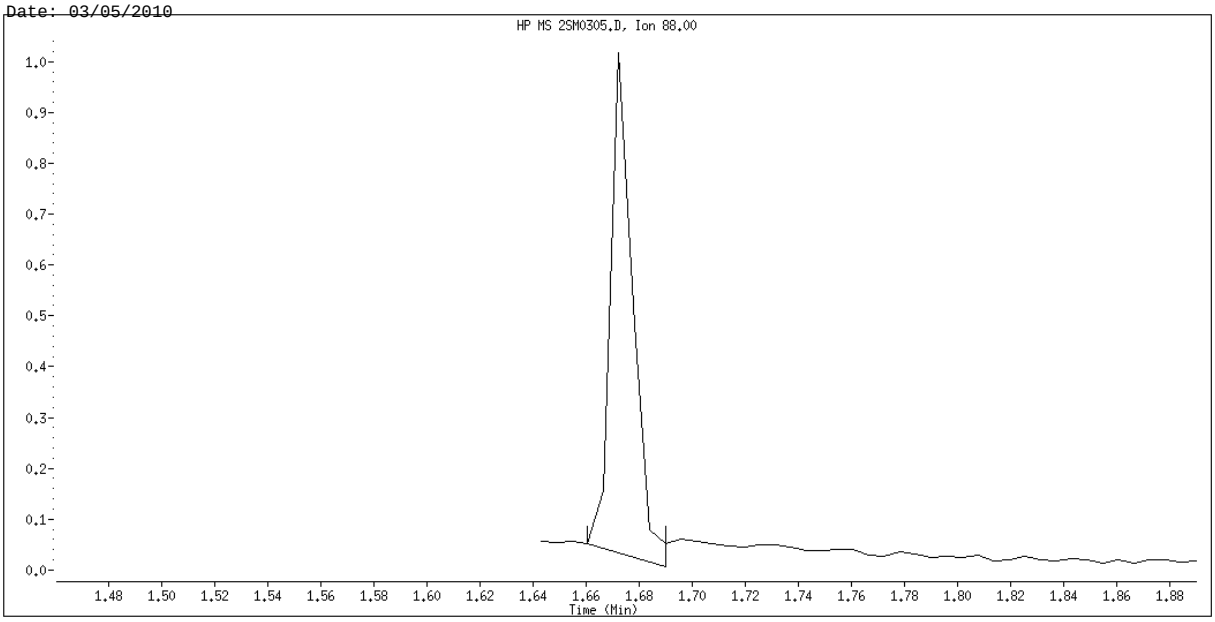

Original Integration

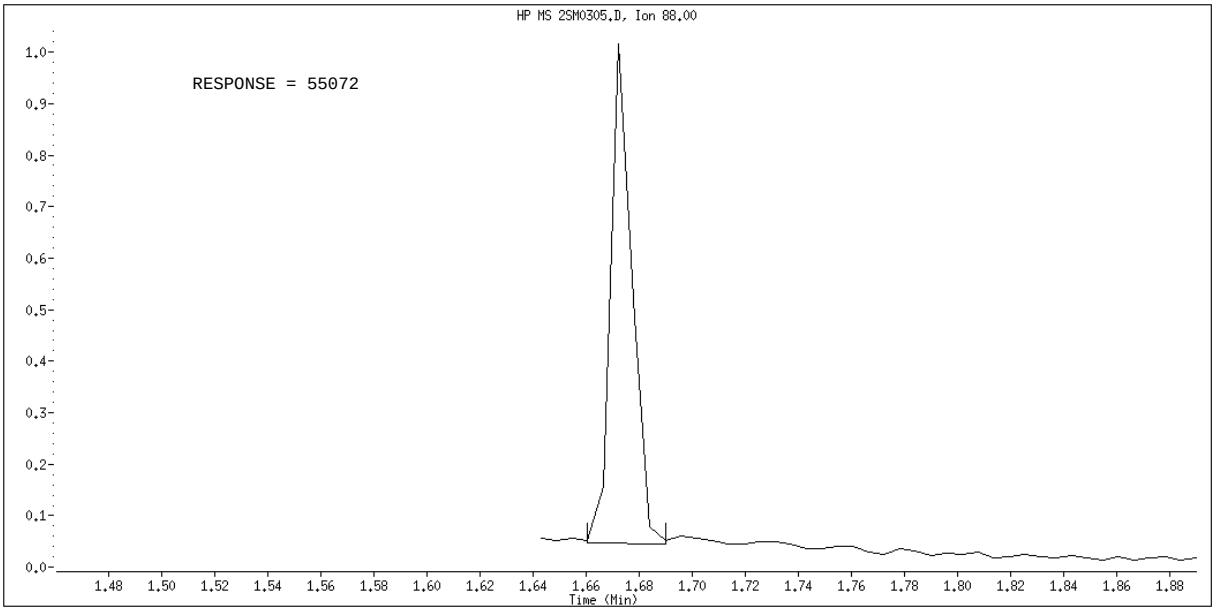

Manual Integration

Manually Integrated By: hulat
Manual Integration Reason: Poor Chromatography

TestAmerica North Canton

Semivolatile REPORT SW-846 Method 8270

Data file : \\cansvr11\dd\chem\MSS\a4ag2.i\00305A.b\2SMH0305.D
Lab Smp Id: L6
Inj Date : 05-MAR-2010 12:52
Operator : 046900 Inst ID: a4ag2.i
Smp Info : L6,00305A.b,8270C-625,3-827042.SUB,1,,6
Misc Info :
Comment   :
Method   : \\cansvr11\dd\chem\MSS\a4ag2.i\00305A.b\8270C-625.m
Meth Date : 05-Mar-2010 14:58 a4ag2.i Quant Type: ISTD
Cal Date : 05-MAR-2010 13:09 Cal File: 2SMM0305.D
Als bottle: 5 Calibration Sample, Level: 6
Dil Factor: 1.00000
Integrator: HP RTE Compound Sublist: 3-827042.SUB
Target Version: 4.14
Processing Host: CANPMSSV04

		QUANT SIG					AMOUNTS CAL-AMT	AMOUNTS ON-COL
	Compounds	MASS	RT	EXP RT	REL RT	RESPONSE	(NG)	(NG)
* 1	1,4-Dichlorobenzene-d4	152	3.483	3.483	(1.000)	177316	2.00000	
* 2	Naphthalene-d8	136	4.377	4.377	(1.000)	746882	2.00000	
* 3	Acenaphthene-d10	164	5.654	5.654	(1.000)	433327	2.00000	
* 4	Phenanthrene-d10	188	6.742	6.742	(1.000)	758763	2.00000	
* 5	Chrysene-d12	240	8.712	8.712	(1.000)	970239	2.00000	
* 6	Perylene-d12	264	10.071	10.071	(1.000)	893045	2.00000	
198	1,4-Dioxane	88	1.666	1.666	(0.478)	215084	5.00000	4.5524(M)
9	Pyridine	79	1.866	1.866	(0.536)	585136	5.00000	4.9794
10	N-Nitrosodimethylamine	74	1.836	1.836	(0.527)	337041	5.00000	5.0930
12	3-Chloropropionitrile	54	2.242	2.242	(0.644)	286180	5.00000	4.7843
209	Benzaldehyde	77	3.189	3.189	(0.916)	397455	5.00000	4.6284
21	Aniline	93	3.260	3.260	(0.936)	864166	5.00000	5.1153
22	Phenol	94	3.201	3.201	(0.919)	682402	5.00000	4.8639
23	bis(2-Chloroethyl)ether	93	3.277	3.277	(0.941)	558924	5.00000	4.4098
24	2-Chlorophenol	128	3.342	3.342	(0.959)	532481	5.00000	4.7606
26	1,3-Dichlorobenzene	146	3.454	3.454	(0.992)	560126	5.00000	4.8325
27	1,4-Dichlorobenzene	146	3.495	3.495	(1.003)	550929	5.00000	4.8136
28	1,2-Dichlorobenzene	146	3.607	3.607	(1.035)	523985	5.00000	4.7102
29	Benzyl Alcohol	108	3.560	3.560	(1.022)	377953	5.00000	5.0051
30	2-Methylphenol	108	3.619	3.619	(1.039)	511534	5.00000	4.8538
31	bis(2-Chloroisopropyl)ether	45	3.648	3.648	(1.047)	621613	5.00000	4.7576
37	Acetophenone	105	3.748	3.748	(1.076)	771670	5.00000	4.9189
32	N-Nitroso-di-n-propylamine	70	3.742	3.742	(1.074)	471341	5.00000	4.9387
192	4-Methylphenol	108	3.719	3.719	(1.068)	544418	5.00000	4.9694
34	Hexachloroethane	117	3.848	3.848	(1.105)	236423	5.00000	4.9278
35	Nitrobenzene	77	3.877	3.877	(0.886)	692739	5.00000	4.7660
41	Isophorone	82	4.036	4.036	(0.922)	1255663	5.00000	4.8280
42	2-Nitrophenol	139	4.101	4.101	(0.937)	295972	5.00000	5.0989
43	2,4-Dimethylphenol	107	4.101	4.101	(0.937)	619204	5.00000	4.9623
44	bis(2-Chloroethoxy)methane	93	4.166	4.166	(0.952)	630768	5.00000	4.7310
46	2,4-Toluenediamene	121	5.201	5.201	(1.188)	276838	5.00000	5.1138

47	1,3,5-Trichlorobenzene	180	4.113	4.113 (0.940)	471653	5.00000	4.6893
48	2,4-Dichlorophenol	162	4.266	4.266 (0.974)	434842	5.00000	4.9342

	Compounds	QUANT SIG MASS	RT	EXP RT	REL RT	RESPONSE	AMOUNTS CAL-AMT (NG)	ON-COL (NG)
49	Benzoic Acid	122	4.166	4.166	(0.952)	758991	10.0000	9.4238(M)
50	1,2,4-Trichlorobenzene	180	4.330	4.330	(0.989)	478758	5.00000	4.8099
51	Naphthalene	128	4.395	4.395	(1.004)	1690783	5.00000	4.7859
52	4-Chloroaniline	127	4.413	4.413	(1.008)	736894	5.00000	5.0940
56	Hexachlorobutadiene	225	4.477	4.477	(1.023)	286074	5.00000	4.7571
210	Caprolactam	113	4.660	4.660	(1.064)	196113	5.00000	4.9611
57	1,2,3-Trichlorobenzene	180	4.495	4.495	(1.027)	454712	5.00000	4.8285
59	4-Chloro-3-Methylphenol	107	4.742	4.742	(1.083)	537060	5.00000	4.9004
62	2-Methylnaphthalene	142	4.889	4.889	(1.117)	961001	5.00000	4.9774
63	1-Methylnaphthalene	142	4.966	4.966	(1.134)	1093630	5.00000	4.8945
64	Hexachlorocyclopentadiene	237	5.007	5.007	(0.886)	329571	5.00000	4.8548
66	2,4,6-Trichlorophenol	196	5.083	5.083	(0.899)	330905	5.00000	4.9592
67	2,4,5-Trichlorophenol	196	5.113	5.113	(0.904)	361617	5.00000	4.9123
211	1,1'-Biphenyl	154	5.218	5.218	(0.923)	1388406	5.00000	4.8242
68	1,2,3,5-Tetrachlorobenzene	216	5.001	5.001	(0.885)	515638	5.00000	4.8354
70	2-Chloronaphthalene	162	5.248	5.248	(0.928)	1030612	5.00000	4.9361
73	2-Nitroaniline	65	5.301	5.301	(0.938)	410263	5.00000	5.0691
74	1,2,3,4-Tetrachlorobenzene	216	5.218	5.218	(0.923)	487393	5.00000	4.9282
76	Dimethylphthalate	163	5.418	5.418	(0.958)	1274384	5.00000	4.9709
78	2,6-Dinitrotoluene	165	5.466	5.466	(0.967)	293779	5.00000	5.2178
79	Acenaphthylene	152	5.554	5.554	(0.982)	1747825	5.00000	4.9287
80	1,2-Dinitrobenzene	168	5.513	5.513	(0.975)	146139	5.00000	4.9682
81	3-Nitroaniline	138	5.601	5.601	(0.991)	317551	5.00000	5.1898
82	Acenaphthene	153	5.677	5.677	(1.004)	1111866	5.00000	4.8664
83	2,4-Dinitrophenol	184	5.671	5.671	(1.003)	408722	10.0000	9.7520
85	4-Nitrophenol	109	5.695	5.695	(1.007)	257833	5.00000	4.9535
86	Dibenzofuran	168	5.801	5.801	(1.026)	1544588	5.00000	4.8847
87	2,4-Dinitrotoluene	165	5.766	5.766	(1.020)	409040	5.00000	5.2166
91	2,3,5,6-Tetrachlorophenol	232	5.848	5.848	(1.034)	322296	5.00000	4.9806
93	Diethylphthalate	149	5.924	5.924	(1.048)	1382800	5.00000	4.9311
94	Fluorene	166	6.054	6.054	(1.071)	1315650	5.00000	4.9018
95	4-Chlorophenyl-phenylether	204	6.030	6.030	(1.067)	620621	5.00000	4.9893
96	4-Nitroaniline	138	6.048	6.048	(1.070)	361645	5.00000	5.1479
98	4,6-Dinitro-2-methylphenol	198	6.065	6.065	(0.900)	235645	5.00000	5.0316
99	N-Nitrosodiphenylamine	169	6.113	6.113	(0.907)	970483	5.00000	4.9438
100	1,2-Diphenylhydrazine	77	6.148	6.148	(0.912)	1672204	5.00000	4.8451
106	4-Bromophenyl-phenylether	248	6.395	6.395	(0.949)	373228	5.00000	4.9195
107	Hexachlorobenzene	284	6.465	6.465	(0.959)	393880	5.00000	4.8910
212	Atrazine	200	6.483	6.483	(0.962)	270540	5.00000	5.2443
111	Pentachlorophenol	266	6.595	6.595	(0.978)	564668	10.0000	9.7364
115	Phenanthrene	178	6.760	6.760	(1.003)	1952015	5.00000	4.8038
116	Anthracene	178	6.801	6.801	(1.009)	2008781	5.00000	4.9933
119	Carbazole	167	6.907	6.907	(1.024)	1866211	5.00000	4.9207
120	Di-n-Butylphthalate	149	7.118	7.118	(1.056)	2403930	5.00000	5.0575
123	Fluoranthene	202	7.642	7.642	(1.133)	2159867	5.00000	4.9730
124	Benzidine	184	7.712	7.712	(0.885)	1193887	5.00000	5.0897
125	Pyrene	202	7.818	7.818	(0.897)	2327801	5.00000	4.9117
131	Butylbenzylphthalate	149	8.230	8.230	(0.945)	1097487	5.00000	5.0405
133	3,3'-Dimethoxybenzidine	244	8.624	8.624	(0.990)	452031	5.00000	5.1485
135	3,3'-Dichlorobenzidine	252	8.659	8.659	(0.994)	891928	5.00000	5.0546
136	Benzo(a)Anthracene	228	8.701	8.701	(0.999)	2318018	5.00000	4.8459
137	Chrysene	228	8.730	8.730	(1.002)	2121304	5.00000	4.7205

138	4,4'-Methylene bis(o-chloroan	231	8.654	8.654 (0.993)	448176	5.00000	4.9820
139	bis(2-ethylhexyl)Phthalate	149	8.636	8.636 (0.991)	1580881	5.00000	5.0646

Compounds	QUANT SIG MASS	RT	EXP RT	REL RT	RESPONSE	AMOUNTS CAL-AMT (NG)	AMOUNTS ON-COL (NG)
140 Di-n-octylphthalate	149	9.148	9.148	(0.908)	2615327	5.00000	4.9389
141 Benzo(b)fluoranthene	252	9.648	9.648	(0.958)	2523593	5.00000	5.2846
142 Benzo(k)fluoranthene	252	9.677	9.677	(0.961)	2324305	5.00000	4.7544
146 Benzo(a)pyrene	252	10.006	10.006	(0.994)	2165857	5.00000	4.9843
149 Indeno(1,2,3-cd)pyrene	276	11.542	11.542	(1.146)	2496092	5.00000	5.1241
150 Dibenz(a,h)anthracene	278	11.547	11.547	(1.147)	2096949	5.00000	5.1433
151 Benzo(g,h,i)perylene	276	11.989	11.989	(1.190)	2001922	5.00000	5.0436
$ 154 Nitrobenzene-d5	82	3.860	3.860	(0.882)	763342	5.00000	4.8059
$ 155 2-Fluorobiphenyl	172	5.142	5.142	(0.909)	1215842	5.00000	4.8118
$ 156 Terphenyl-d14	244	7.895	7.895	(0.906)	1493453	5.00000	4.9316
$ 157 Phenol-d5	99	3.189	3.189	(0.916)	648309	5.00000	4.8724
$ 158 2-Fluorophenol	112	2.613	2.613	(0.750)	464970	5.00000	4.7646
$ 159 2,4,6-Tribromophenol	330	6.230	6.230	(1.102)	185655	5.00000	4.8940
$ 186 2-Chlorophenol-d4	132	3.330	3.330	(0.956)	495444	5.00000	4.8368
$ 187 1,2-Dichlorobenzene-d4	152	3.595	3.595	(1.032)	333667	5.00000	4.7904
101 Diphenylamine	169	6.113	6.113	(0.907)	970483	5.00000	4.9438

QC Flag Legend

M - Compound response manually integrated.

TestAmerica North Canton

INTERNAL STANDARD COMPOUNDS
AREA AND RT SUMMARY

Instrument ID: a4ag2.i
Lab File ID: 2SMH0305.D
Lab Smp Id: L6
Analysis Type: SV
Quant Type: ISTD
Operator: 046900
Method File: \\cansvr11\dd\chem\MSS\a4ag2.i\00305A.b\8270C-625.m
Misc Info:

Calibration Date: 05-MAR-2010
Calibration Time: 12:52
Level:
Sample Type:

COMPOUND	STANDARD	AREA LIMIT LOWER	AREA LIMIT UPPER	SAMPLE	%DIFF
1 1,4-Dichlorobenze	177316	88658	354632	177316	0.00
2 Naphthalene-d8	746882	373441	1493764	746882	0.00
3 Acenaphthene-d10	433327	216664	866654	433327	0.00
4 Phenanthrene-d10	758763	379382	1517526	758763	0.00
5 Chrysene-d12	970239	485120	1940478	970239	0.00
6 Perylene-d12	893045	446523	1786090	893045	0.00

COMPOUND	STANDARD	RT LIMIT LOWER	RT LIMIT UPPER	SAMPLE	%DIFF
1 1,4-Dichlorobenze	3.48	2.98	3.98	3.48	0.00
2 Naphthalene-d8	4.38	3.88	4.88	4.38	0.00
3 Acenaphthene-d10	5.65	5.15	6.15	5.65	0.00
4 Phenanthrene-d10	6.74	6.24	7.24	6.74	0.00
5 Chrysene-d12	8.71	8.21	9.21	8.71	0.00
6 Perylene-d12	10.07	9.57	10.57	10.07	0.00

AREA UPPER LIMIT = +100% of internal standard area.
AREA LOWER LIMIT = - 50% of internal standard area.
RT UPPER LIMIT = + 0.50 minutes of internal standard RT.
RT LOWER LIMIT = - 0.50 minutes of internal standard RT.

Data File: \\cansvr11\dd\chem\MSS\a4ag2.i\00305A.b\2SMH0305.D

Page 1

Date : 05-MAR-2010 12:52

Client ID:

Instrument: a4ag2.i

Sample Info: L6,00305A.b,8270C-625,3-827042,SUB,1,,6

Operator: 046900

Column phase: db5.625

Column diameter: 0.32

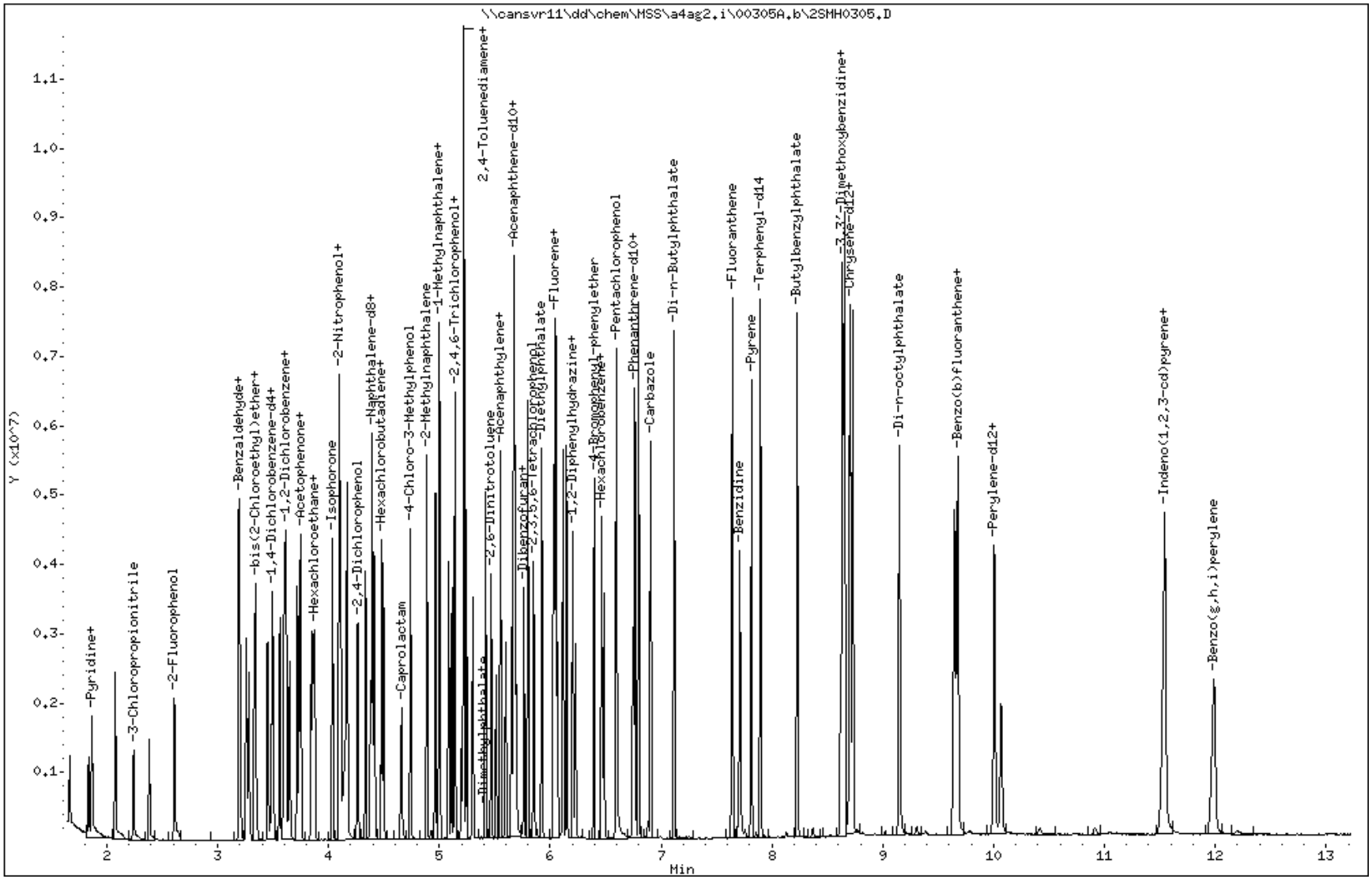

Data File Name: 2SMH0305.D
Inj. Date and Time: 05-MAR-2010 12:52
Instrument ID: a4ag2.i
Client ID:
Compound Name: 1,4-Dioxane
CAS #: 123-91-1
Report Date: 03/05/2010

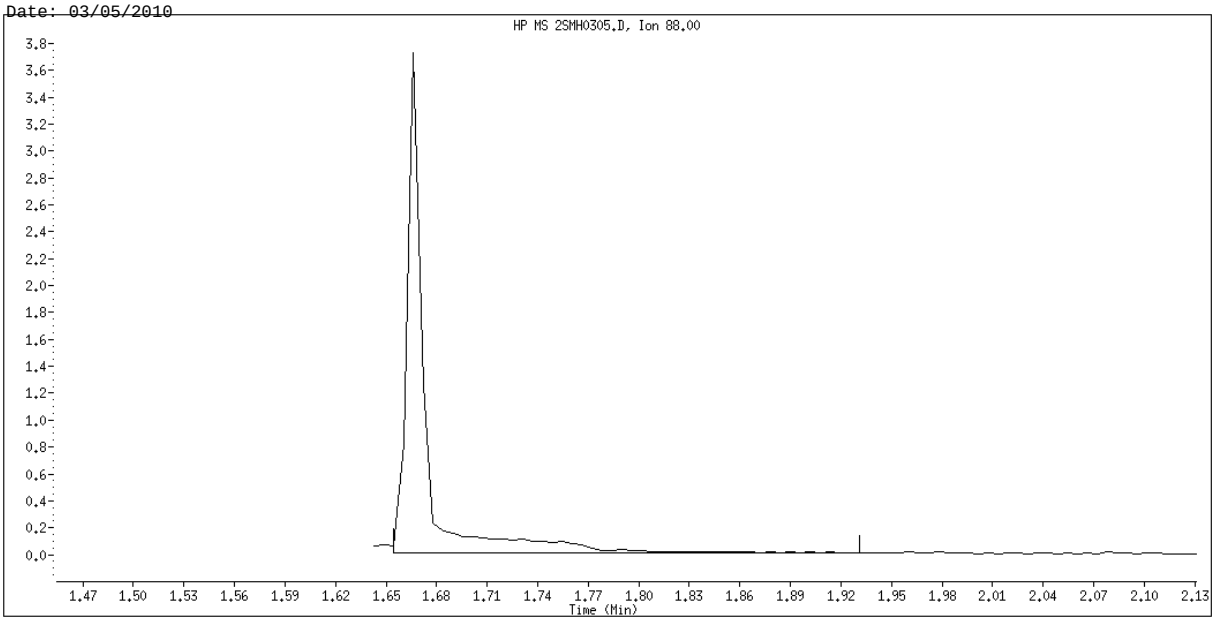

Original Integration

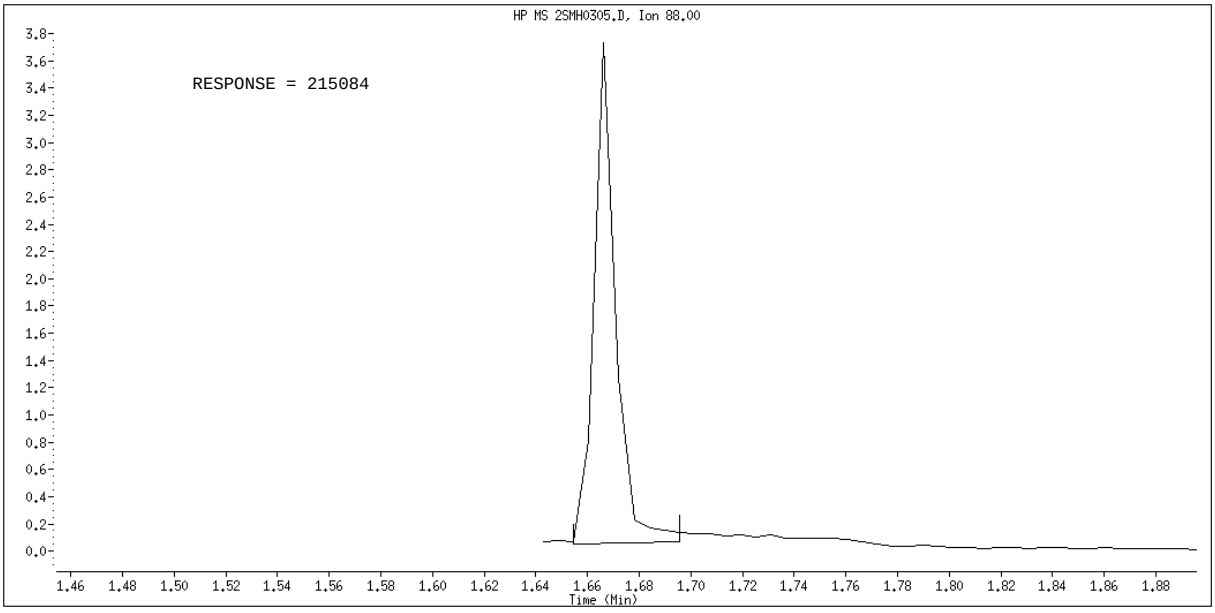

Manual Integration

Manually Integrated By: hulat
Manual Integration Reason: Poor Chromatography

Data File Name: 2SMH0305.D
Inj. Date and Time: 05-MAR-2010 12:52
Instrument ID: a4ag2.i
Client ID:
Compound Name: Benzoic Acid
CAS #: 65-85-0
Report Date: 03/05/2010

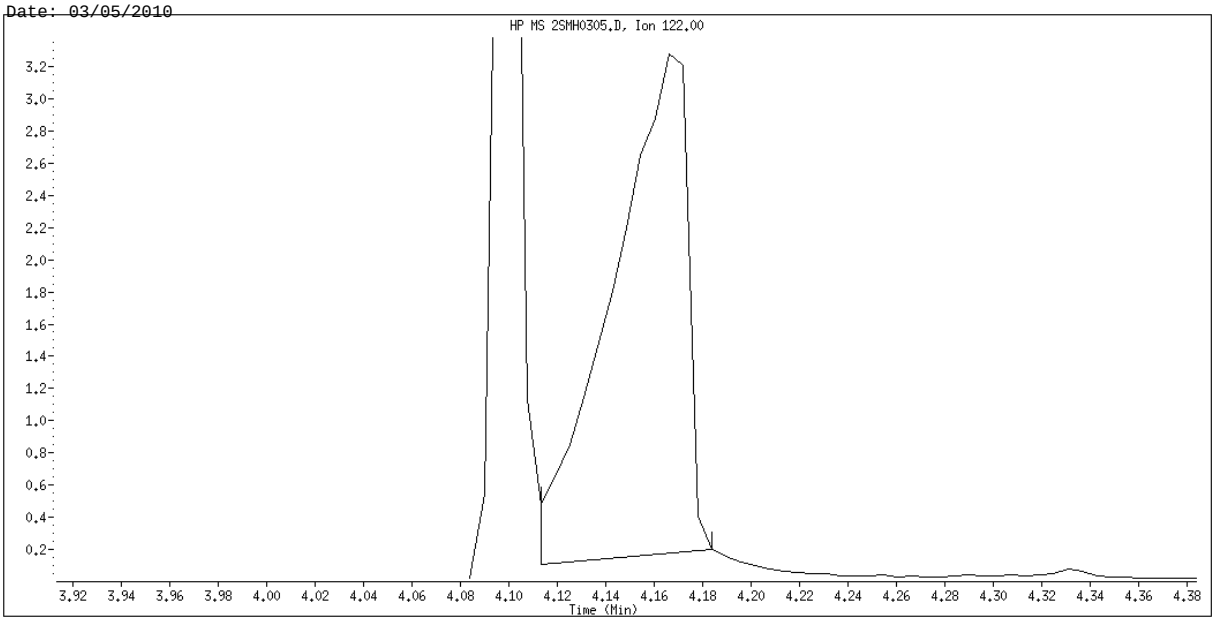

Original Integration

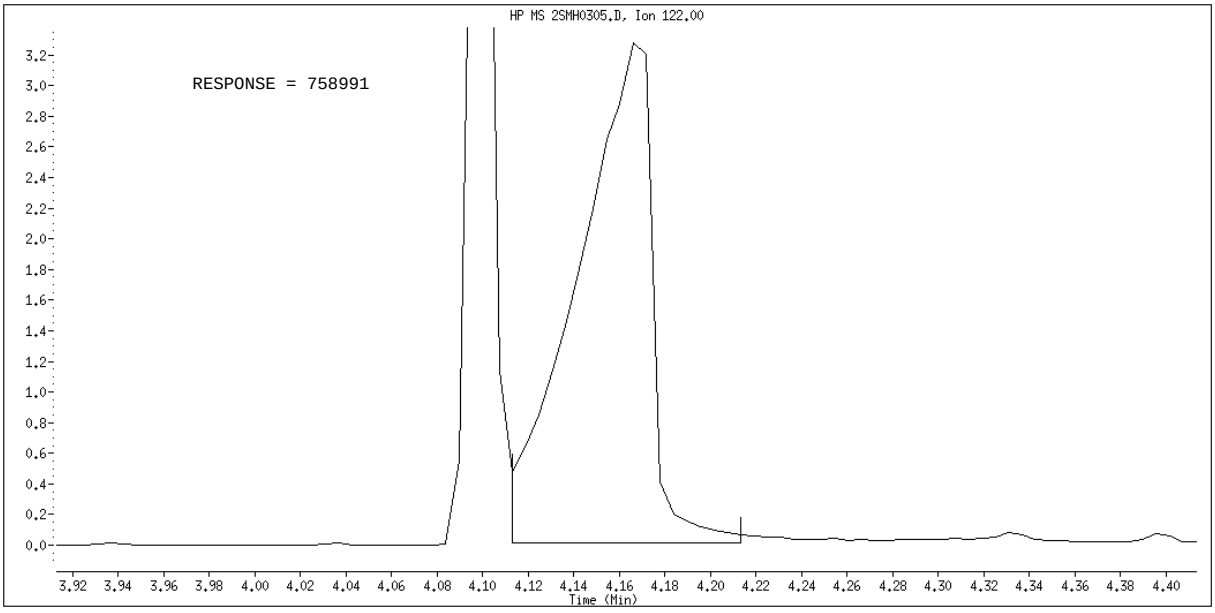

Manual Integration

Manually Integrated By: hulat
Manual Integration Reason: Poor Chromatography

TestAmerica North Canton

Semivolatile REPORT SW-846 Method 8270

Data file : \\cansvr11\dd\chem\MSS\a4ag2.i\00305A.b\2SML0305.D
Lab Smp Id: L3
Inj Date : 05-MAR-2010 13:44
Operator : 046900   Inst ID: a4ag2.i
Smp Info : L3,00305A.b,8270C-625,3-827042.SUB,1,,3
Misc Info :
Comment   :
Method   : \\cansvr11\dd\chem\MSS\a4ag2.i\00305A.b\8270C-625.m
Meth Date : 05-Mar-2010 14:57 a4ag2.i Quant Type: ISTD
Cal Date : 05-MAR-2010 14:01   Cal File: 2SL0305.D
Als bottle: 8   Calibration Sample, Level: 3
Dil Factor: 1.00000
Integrator: HP RTE   Compound Sublist: 3-827042.SUB
Target Version: 4.14
Processing Host: CANPMSSV04

		QUANT SIG					AMOUNTS CAL-AMT	AMOUNTS ON-COL
	Compounds	MASS	RT	EXP RT	REL RT	RESPONSE	(NG)	(NG)
*	1 1,4-Dichlorobenzene-d4	152	3.483	3.483	(1.000)	181429	2.00000	
*	2 Naphthalene-d8	136	4.377	4.377	(1.000)	738798	2.00000	
*	3 Acenaphthene-d10	164	5.654	5.654	(1.000)	427505	2.00000	
*	4 Phenanthrene-d10	188	6.742	6.742	(1.000)	727502	2.00000	
*	5 Chrysene-d12	240	8.706	8.706	(1.000)	901917	2.00000	
*	6 Perylene-d12	264	10.065	10.065	(1.000)	842118	2.00000	
	198 1,4-Dioxane	88	1.666	1.666	(0.478)	25514	0.50000	0.52778(M)
	9 Pyridine	79	1.866	1.866	(0.536)	56159	0.50000	0.46707(Q)
	10 N-Nitrosodimethylamine	74	1.830	1.830	(0.526)	36727	0.50000	0.54239
	12 3-Chloropropionitrile	54	2.236	2.236	(0.642)	31855	0.50000	0.52047(Q)
	209 Benzaldehyde	77	3.189	3.189	(0.916)	46544	0.50000	0.52972
	21 Aniline	93	3.254	3.254	(0.934)	81665	0.50000	0.47244
	22 Phenol	94	3.201	3.201	(0.919)	70993	0.50000	0.49454
	23 bis(2-Chloroethyl)ether	93	3.277	3.277	(0.941)	63820	0.50000	0.49211
	24 2-Chlorophenol	128	3.342	3.342	(0.959)	57826	0.50000	0.50526
	26 1,3-Dichlorobenzene	146	3.448	3.448	(0.990)	59375	0.50000	0.50064
	27 1,4-Dichlorobenzene	146	3.495	3.495	(1.003)	58176	0.50000	0.49677
	28 1,2-Dichlorobenzene	146	3.607	3.607	(1.035)	58534	0.50000	0.51424
	29 Benzyl Alcohol	108	3.554	3.554	(1.020)	37031	0.50000	0.47927
	30 2-Methylphenol	108	3.618	3.618	(1.039)	53564	0.50000	0.49673
	31 bis(2-Chloroisopropyl)ether	45	3.642	3.642	(1.046)	69556	0.50000	0.52029
	37 Acetophenone	105	3.748	3.748	(1.076)	79950	0.50000	0.49808
	32 N-Nitroso-di-n-propylamine	70	3.736	3.736	(1.073)	47619	0.50000	0.48764
	192 4-Methylphenol	108	3.718	3.718	(1.068)	55068	0.50000	0.49126
	34 Hexachloroethane	117	3.848	3.848	(1.105)	24047	0.50000	0.48985
	35 Nitrobenzene	77	3.871	3.871	(0.884)	69557	0.50000	0.48379
	41 Isophorone	82	4.030	4.030	(0.921)	123833	0.50000	0.48135
	42 2-Nitrophenol	139	4.095	4.095	(0.936)	25764	0.50000	0.44871
	43 2,4-Dimethylphenol	107	4.095	4.095	(0.936)	59461	0.50000	0.48173(Q)
	44 bis(2-Chloroethoxy)methane	93	4.166	4.166	(0.952)	67727	0.50000	0.51353
	46 2,4-Toluenediamene	121	5.195	5.195	(1.187)	23797	0.50000	0.44440

47	1,3,5-Trichlorobenzene	180	4.113	4.113 (0.940)	48383	0.50000	0.48630
48	2,4-Dichlorophenol	162	4.260	4.260 (0.973)	41702	0.50000	0.47837

	Compounds	QUANT SIG MASS	RT	EXP RT	REL RT	RESPONSE	AMOUNTS CAL-AMT (NG)	ON-COL (NG)
49	Benzoic Acid	122	4.113	4.113	(0.940)	32423	1.00000	1.2202(QM)
50	1,2,4-Trichlorobenzene	180	4.330	4.330	(0.989)	48108	0.50000	0.48861
51	Naphthalene	128	4.395	4.395	(1.004)	169036	0.50000	0.48370
52	4-Chloroaniline	127	4.413	4.413	(1.008)	68452	0.50000	0.47837
56	Hexachlorobutadiene	225	4.477	4.477	(1.023)	28971	0.50000	0.48703
210	Caprolactam	113	4.630	4.630	(1.058)	15790	0.50000	0.40382(Q)
57	1,2,3-Trichlorobenzene	180	4.495	4.495	(1.027)	48084	0.50000	0.51618
59	4-Chloro-3-Methylphenol	107	4.736	4.736	(1.082)	49769	0.50000	0.45908
62	2-Methylnaphthalene	142	4.889	4.889	(1.117)	95523	0.50000	0.50017
63	1-Methylnaphthalene	142	4.960	4.960	(1.133)	110088	0.50000	0.49809
64	Hexachlorocyclopentadiene	237	5.007	5.007	(0.886)	25193	0.50000	0.52931
66	2,4,6-Trichlorophenol	196	5.083	5.083	(0.899)	29804	0.50000	0.45275
67	2,4,5-Trichlorophenol	196	5.107	5.107	(0.903)	34938	0.50000	0.48107
211	1,1'-Biphenyl	154	5.218	5.218	(0.923)	137951	0.50000	0.48585
68	1,2,3,5-Tetrachlorobenzene	216	5.001	5.001	(0.885)	50936	0.50000	0.48416
70	2-Chloronaphthalene	162	5.242	5.242	(0.927)	98323	0.50000	0.47733
73	2-Nitroaniline	65	5.301	5.301	(0.938)	35547	0.50000	0.44519
74	1,2,3,4-Tetrachlorobenzene	216	5.218	5.218	(0.923)	45650	0.50000	0.46787
76	Dimethylphthalate	163	5.412	5.412	(0.957)	124075	0.50000	0.49056
78	2,6-Dinitrotoluene	165	5.465	5.465	(0.967)	24418	0.50000	0.43959
79	Acenaphthylene	152	5.548	5.548	(0.981)	162743	0.50000	0.46517
80	1,2-Dinitrobenzene	168	5.512	5.512	(0.975)	10307	0.50000	0.46317
81	3-Nitroaniline	138	5.595	5.595	(0.990)	25443	0.50000	0.42148
82	Acenaphthene	153	5.677	5.677	(1.004)	110682	0.50000	0.49103
83	2,4-Dinitrophenol	184	Compound Not Detected.					
85	4-Nitrophenol	109	Compound Not Detected.					
86	Dibenzofuran	168	5.801	5.801	(1.026)	150694	0.50000	0.48305
87	2,4-Dinitrotoluene	165	5.760	5.760	(1.019)	34347	0.50000	0.44400
91	2,3,5,6-Tetrachlorophenol	232	5.848	5.848	(1.034)	27208	0.50000	0.42619
93	Diethylphthalate	149	5.924	5.924	(1.048)	134470	0.50000	0.48606
94	Fluorene	166	6.048	6.048	(1.070)	121843	0.50000	0.46014
95	4-Chlorophenyl-phenylether	204	6.030	6.030	(1.067)	59976	0.50000	0.48873
96	4-Nitroaniline	138	6.042	6.042	(1.069)	27574	0.50000	0.39786
98	4,6-Dinitro-2-methylphenol	198	6.065	6.065	(0.900)	9647	0.50000	0.46907(Q)
99	N-Nitrosodiphenylamine	169	6.112	6.112	(0.907)	90624	0.50000	0.48150
100	1,2-Diphenylhydrazine	77	6.148	6.148	(0.912)	168527	0.50000	0.50928
106	4-Bromophenyl-phenylether	248	6.395	6.395	(0.949)	34081	0.50000	0.46852
107	Hexachlorobenzene	284	6.459	6.459	(0.958)	36825	0.50000	0.47693
212	Atrazine	200	6.477	6.477	(0.961)	23599	0.50000	0.47712
111	Pentachlorophenol	266	6.595	6.595	(0.978)	29612	1.00000	1.1002
115	Phenanthrene	178	6.759	6.759	(1.003)	187618	0.50000	0.48155
116	Anthracene	178	6.795	6.795	(1.008)	179929	0.50000	0.46647
119	Carbazole	167	6.901	6.901	(1.024)	174552	0.50000	0.48002
120	Di-n-Butylphthalate	149	7.112	7.112	(1.055)	216098	0.50000	0.47417
123	Fluoranthene	202	7.636	7.636	(1.133)	191570	0.50000	0.46003
124	Benzidine	184	7.712	7.712	(0.886)	68149	0.50000	0.46687
125	Pyrene	202	7.812	7.812	(0.897)	210122	0.50000	0.47694
131	Butylbenzylphthalate	149	8.230	8.230	(0.945)	93180	0.50000	0.46037
133	3,3'-Dimethoxybenzidine	244	8.618	8.618	(0.990)	30403	0.50000	0.37251
135	3,3'-Dichlorobenzidine	252	8.653	8.653	(0.994)	73218	0.50000	0.44636
136	Benzo(a)Anthracene	228	8.695	8.695	(0.999)	207935	0.50000	0.46762
137	Chrysene	228	8.724	8.724	(1.002)	204019	0.50000	0.48839

138	4,4'-Methylene bis(o-chloroan	231	8.648	8.648 (0.993)	33221	0.50000	0.51751
139	bis(2-ethylhexyl)Phthalate	149	8.636	8.636 (0.992)	135033	0.50000	0.46537

Compounds	QUANT SIG MASS	RT	EXP RT	REL RT	RESPONSE	AMOUNTS CAL-AMT (NG)	AMOUNTS ON-COL (NG)
140 Di-n-octylphthalate	149	9.148	9.148	(0.909)	200114	0.50000	0.50861
141 Benzo(b)fluoranthene	252	9.642	9.642	(0.958)	182490	0.50000	0.40526
142 Benzo(k)fluoranthene	252	9.671	9.671	(0.961)	226011	0.50000	0.49027
146 Benzo(a)pyrene	252	10.000	10.000	(0.994)	186677	0.50000	0.45558
149 Indeno(1,2,3-cd)pyrene	276	11.518	11.518	(1.144)	203711	0.50000	0.44348
150 Dibenz(a,h)anthracene	278	11.530	11.530	(1.146)	168464	0.50000	0.43819
151 Benzo(g,h,i)perylene	276	11.971	11.971	(1.189)	171295	0.50000	0.45765
$ 154 Nitrobenzene-d5	82	3.860	3.860	(0.882)	76087	0.50000	0.48428
$ 155 2-Fluorobiphenyl	172	5.142	5.142	(0.909)	121128	0.50000	0.48590
$ 156 Terphenyl-d14	244	7.895	7.895	(0.907)	132169	0.50000	0.46950
$ 157 Phenol-d5	99	3.189	3.189	(0.916)	68947	0.50000	0.50643
$ 158 2-Fluorophenol	112	2.607	2.607	(0.748)	49421	0.50000	0.49495
$ 159 2,4,6-Tribromophenol	330	6.224	6.224	(1.101)	14724	0.50000	0.48942
$ 186 2-Chlorophenol-d4	132	3.330	3.330	(0.956)	51747	0.50000	0.49373
$ 187 1,2-Dichlorobenzene-d4	152	3.595	3.595	(1.032)	35797	0.50000	0.50228
101 Diphenylamine	169	6.112	6.112	(0.907)	90624	0.50000	0.48150

QC Flag Legend

Q - Qualifier signal failed the ratio test.
M - Compound response manually integrated.

TestAmerica North Canton

INTERNAL STANDARD COMPOUNDS
AREA AND RT SUMMARY

Instrument ID: a4ag2.i
Lab File ID: 2SML0305.D
Lab Smp Id: L3
Analysis Type: SV
Quant Type: ISTD
Operator: 046900
Method File: \\cansvr11\dd\chem\MSS\a4ag2.i\00305A.b\8270C-625.m
Misc Info:

Calibration Date: 05-MAR-2010
Calibration Time: 14:35
Level:
Sample Type:

COMPOUND	STANDARD	AREA LIMIT LOWER	AREA LIMIT UPPER	SAMPLE	%DIFF
1 1,4-Dichlorobenze	217433	108717	434866	181429	-16.56
2 Naphthalene-d8	928814	464407	1857628	738798	-20.46
3 Acenaphthene-d10	550584	275292	1101168	427505	-22.35
4 Phenanthrene-d10	965964	482982	1931928	727502	-24.69
5 Chrysene-d12	1263252	631626	2526504	901917	-28.60
6 Perylene-d12	1134452	567226	2268904	842118	-25.77

COMPOUND	STANDARD	RT LIMIT LOWER	RT LIMIT UPPER	SAMPLE	%DIFF
1 1,4-Dichlorobenze	3.48	2.98	3.98	3.48	-0.00
2 Naphthalene-d8	4.38	3.88	4.88	4.38	-0.00
3 Acenaphthene-d10	5.65	5.15	6.15	5.65	-0.00
4 Phenanthrene-d10	6.74	6.24	7.24	6.74	-0.00
5 Chrysene-d12	8.71	8.21	9.21	8.71	-0.00
6 Perylene-d12	10.07	9.57	10.57	10.07	-0.00

AREA UPPER LIMIT = +100% of internal standard area.
AREA LOWER LIMIT = - 50% of internal standard area.
RT UPPER LIMIT = + 0.50 minutes of internal standard RT.
RT LOWER LIMIT = - 0.50 minutes of internal standard RT.

Data File: \\cansvr11\dd\chem\MSS\a4ag2.i\00305A.b\2SML0305.D

Page 1

Date : 05-MAR-2010 13:44

Client ID:

Instrument: a4ag2.i

Sample Info: L3,00305A.b,8270C-625,3-827042,SUB,1,,3

Operator: 046900

Column phase: db5.625

Column diameter: 0.32

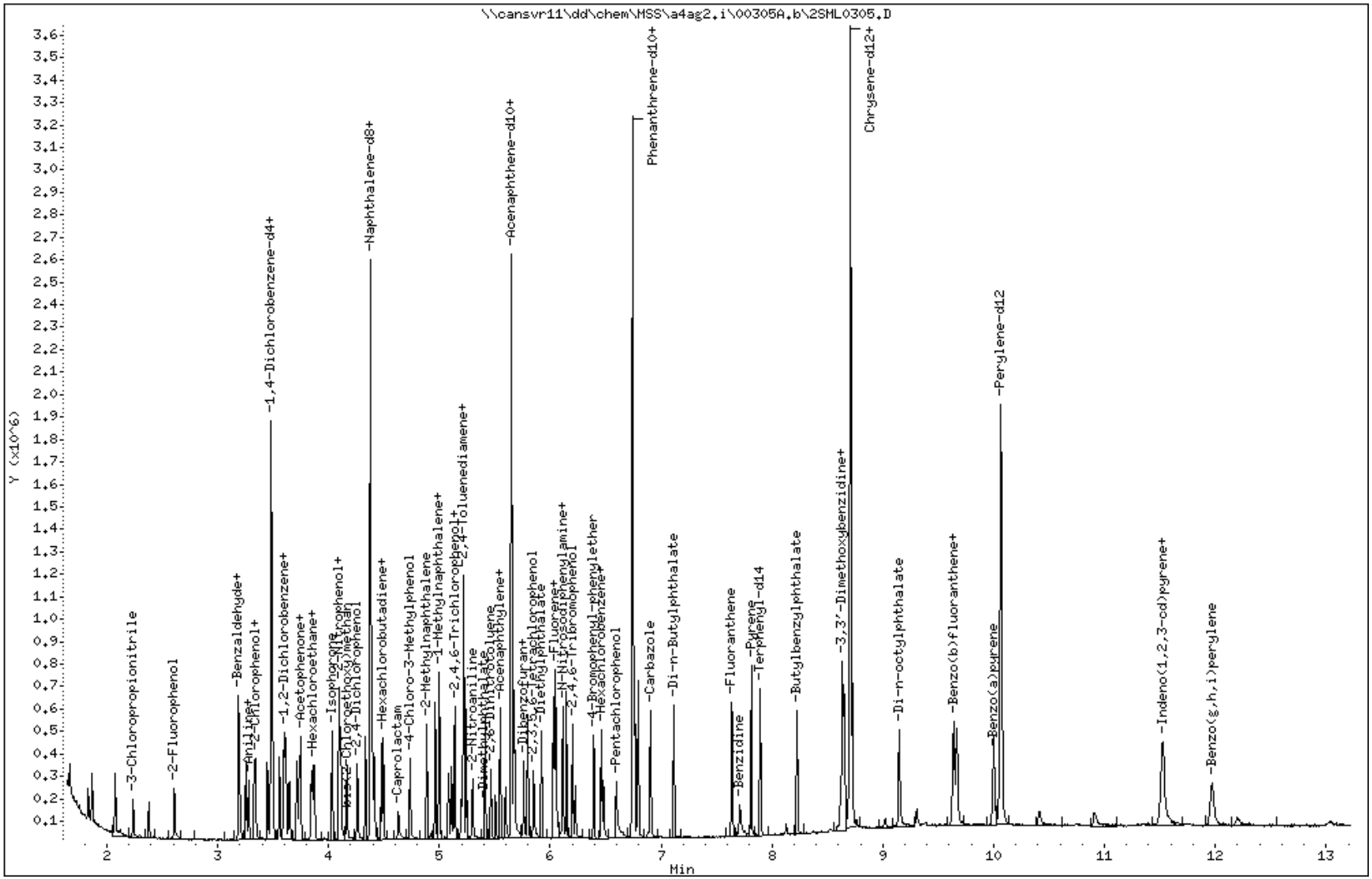

Data File Name: 2SML0305.D
Inj. Date and Time: 05-MAR-2010 13:44
Instrument ID: a4ag2.i
Client ID:
Compound Name: 1,4-Dioxane
CAS #: 123-91-1
Report Date: 03/05/2010

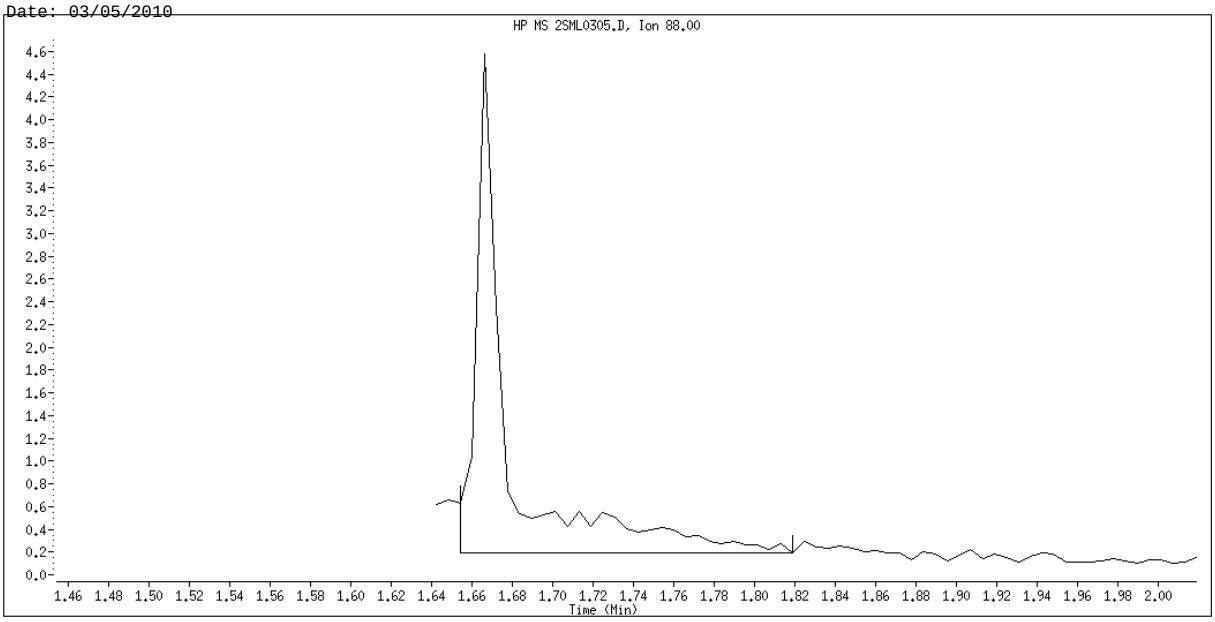

Original Integration

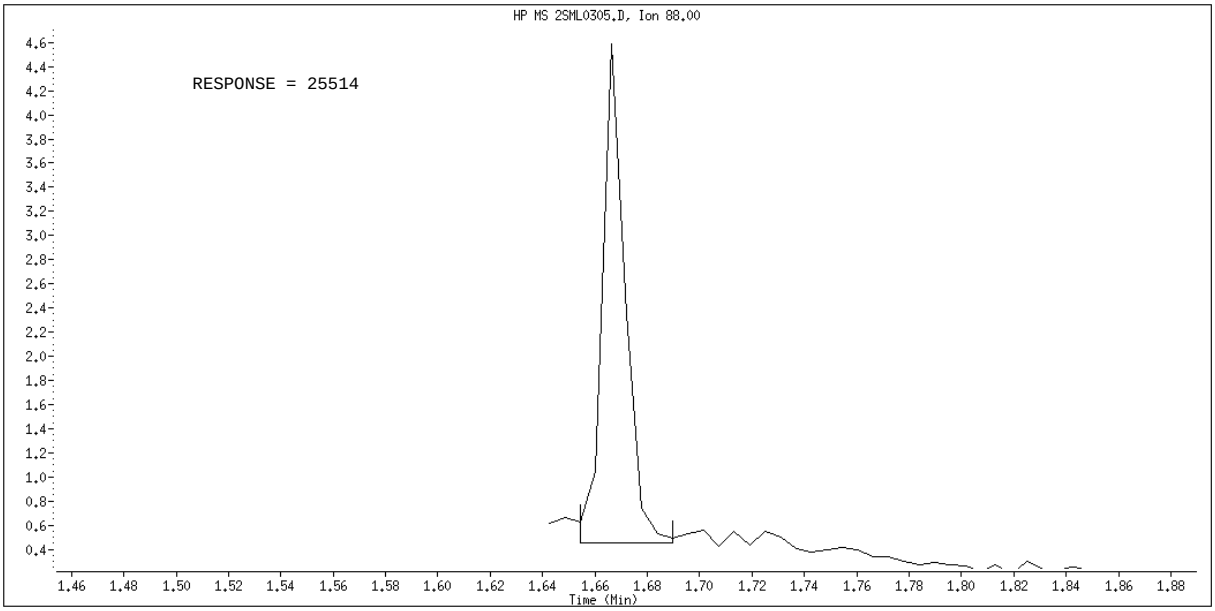

Manual Integration

Manually Integrated By: hulat
Manual Integration Reason: Poor Chromatography

Data File Name: 2SML0305.D
Inj. Date and Time: 05-MAR-2010 13:44
Instrument ID: a4ag2.i
Client ID:
Compound Name: Benzoic Acid
CAS #: 65-85-0
Report Date: 03/05/2010

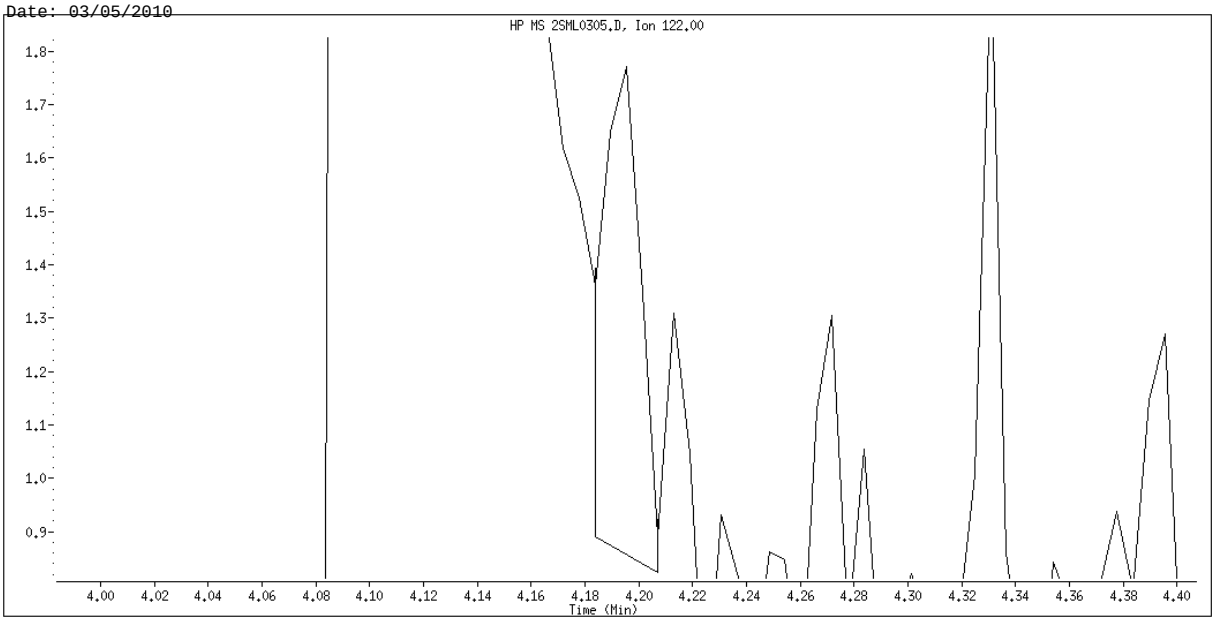

Original Integration

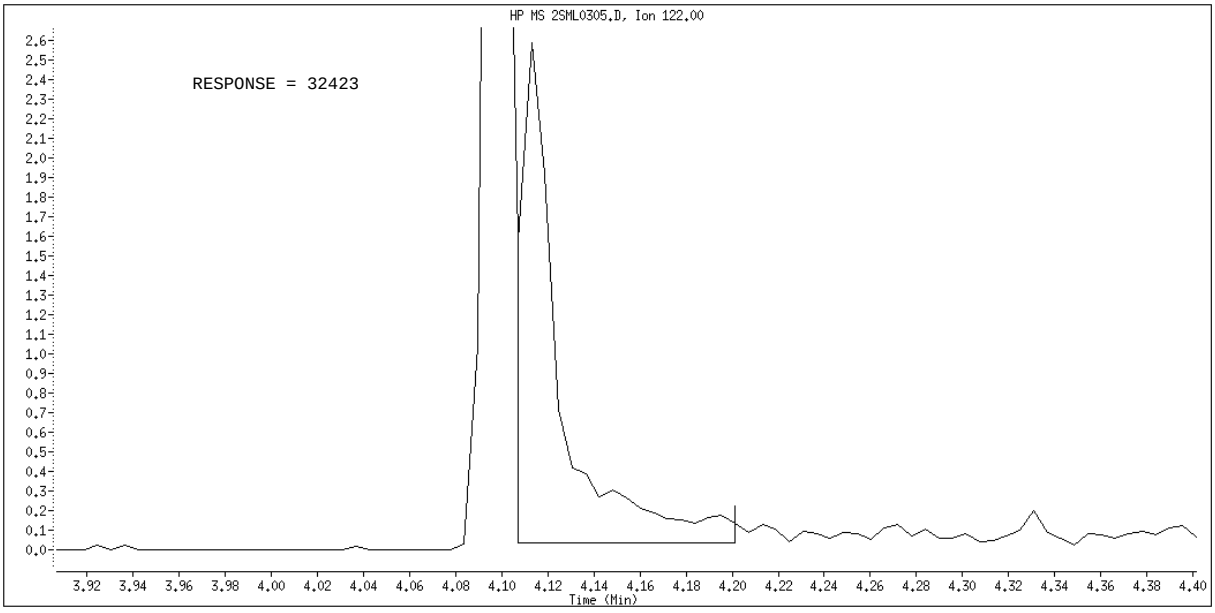

Manual Integration

Manually Integrated By: hulat
Manual Integration Reason: Poor Chromatography

TestAmerica North Canton

Semivolatile REPORT SW-846 Method 8270

Data file : \\cansvr11\dd\chem\MSS\a4ag2.i\00305A.b\2SMM0305.D
Lab Smp Id: L5
Inj Date : 05-MAR-2010 13:09
Operator : 046900 Inst ID: a4ag2.i
Smp Info : L5,00305A.b,8270C-625,3-827042.SUB,1,,5
Misc Info :
Comment   :
Method   : \\cansvr11\dd\chem\MSS\a4ag2.i\00305A.b\8270C-625.m
Meth Date : 05-Mar-2010 14:57 a4ag2.i Quant Type: ISTD
Cal Date : 05-MAR-2010 13:26 Cal File: 2SM0305.D
Als bottle: 6 Calibration Sample, Level: 5
Dil Factor: 1.00000
Integrator: HP RTE Compound Sublist: 3-827042.SUB
Target Version: 4.14
Processing Host: CANPMSSV04

		QUANT SIG					AMOUNTS CAL-AMT	ON-COL
	Compounds	MASS	RT	EXP RT	REL RT	RESPONSE	(NG)	(NG)
*	1 1,4-Dichlorobenzene-d4	152	3.483	3.483	(1.000)	197094	2.00000	
*	2 Naphthalene-d8	136	4.377	4.377	(1.000)	833434	2.00000	
*	3 Acenaphthene-d10	164	5.654	5.654	(1.000)	464947	2.00000	
*	4 Phenanthrene-d10	188	6.742	6.742	(1.000)	827248	2.00000	
*	5 Chrysene-d12	240	8.706	8.706	(1.000)	1042211	2.00000	
*	6 Perylene-d12	264	10.065	10.065	(1.000)	955607	2.00000	
	198 1,4-Dioxane	88	1.672	1.672	(0.480)	133609	2.50000	2.5442(M)
	9 Pyridine	79	1.866	1.866	(0.536)	333653	2.50000	2.5544
	10 N-Nitrosodimethylamine	74	1.836	1.836	(0.527)	175197	2.50000	2.3817
	12 3-Chloropropionitrile	54	2.242	2.242	(0.644)	171827	2.50000	2.5843(Q)
	209 Benzaldehyde	77	3.189	3.189	(0.916)	245109	2.50000	2.5679
	21 Aniline	93	3.254	3.254	(0.934)	459393	2.50000	2.4464
	22 Phenol	94	3.201	3.201	(0.919)	391425	2.50000	2.5099
	23 bis(2-Chloroethyl)ether	93	3.277	3.277	(0.941)	359360	2.50000	2.5508
	24 2-Chlorophenol	128	3.342	3.342	(0.959)	316842	2.50000	2.5484
	26 1,3-Dichlorobenzene	146	3.454	3.454	(0.992)	319910	2.50000	2.4831
	27 1,4-Dichlorobenzene	146	3.495	3.495	(1.003)	312703	2.50000	2.4580
	28 1,2-Dichlorobenzene	146	3.607	3.607	(1.035)	308081	2.50000	2.4915
	29 Benzyl Alcohol	108	3.554	3.554	(1.020)	210395	2.50000	2.5066
	30 2-Methylphenol	108	3.619	3.619	(1.039)	297953	2.50000	2.5435
	31 bis(2-Chloroisopropyl)ether	45	3.648	3.648	(1.047)	362751	2.50000	2.4978
	37 Acetophenone	105	3.748	3.748	(1.076)	440154	2.50000	2.5242
	32 N-Nitroso-di-n-propylamine	70	3.736	3.736	(1.073)	266189	2.50000	2.5092
	192 4-Methylphenol	108	3.719	3.719	(1.068)	308432	2.50000	2.5328
	34 Hexachloroethane	117	3.848	3.848	(1.105)	134633	2.50000	2.5246
	35 Nitrobenzene	77	3.871	3.871	(0.884)	398404	2.50000	2.4564
	41 Isophorone	82	4.030	4.030	(0.921)	702957	2.50000	2.4222
	42 2-Nitrophenol	139	4.101	4.101	(0.937)	169165	2.50000	2.6116
	43 2,4-Dimethylphenol	107	4.095	4.095	(0.936)	338858	2.50000	2.4336
	44 bis(2-Chloroethoxy)methane	93	4.166	4.166	(0.952)	364430	2.50000	2.4495
	46 2,4-Toluenediamene	121	5.195	5.195	(1.187)	156498	2.50000	2.5907

47	1,3,5-Trichlorobenzene	180	4.113	4.113 (0.940)	279190	2.50000	2.4875
48	2,4-Dichlorophenol	162	4.260	4.260 (0.973)	243352	2.50000	2.4746

	Compounds	QUANT SIG MASS	RT	EXP RT	REL RT	RESPONSE	AMOUNTS CAL-AMT (NG)	ON-COL (NG)
49	Benzoic Acid	122	4.148	4.148	(0.948)	374276	5.00000	4.7591(MH)
50	1,2,4-Trichlorobenzene	180	4.330	4.330	(0.989)	276216	2.50000	2.4868
51	Naphthalene	128	4.395	4.395	(1.004)	946034	2.50000	2.3997
52	4-Chloroaniline	127	4.413	4.413	(1.008)	412571	2.50000	2.5558
56	Hexachlorobutadiene	225	4.477	4.477	(1.023)	164482	2.50000	2.4511
210	Caprolactam	113	4.648	4.648	(1.062)	105594	2.50000	2.3938
57	1,2,3-Trichlorobenzene	180	4.495	4.495	(1.027)	254672	2.50000	2.4235
59	4-Chloro-3-Methylphenol	107	4.742	4.742	(1.083)	291951	2.50000	2.3872
62	2-Methylnaphthalene	142	4.889	4.889	(1.117)	531375	2.50000	2.4664
63	1-Methylnaphthalene	142	4.960	4.960	(1.133)	605371	2.50000	2.4280
64	Hexachlorocyclopentadiene	237	5.007	5.007	(0.886)	172320	2.50000	2.5122
66	2,4,6-Trichlorophenol	196	5.083	5.083	(0.899)	186016	2.50000	2.5982
67	2,4,5-Trichlorophenol	196	5.107	5.107	(0.903)	193997	2.50000	2.4561
211	1,1'-Biphenyl	154	5.218	5.218	(0.923)	758411	2.50000	2.4560
68	1,2,3,5-Tetrachlorobenzene	216	5.001	5.001	(0.885)	285660	2.50000	2.4966
70	2-Chloronaphthalene	162	5.242	5.242	(0.927)	566737	2.50000	2.5298
73	2-Nitroaniline	65	5.301	5.301	(0.938)	217902	2.50000	2.5092
74	1,2,3,4-Tetrachlorobenzene	216	5.218	5.218	(0.923)	266352	2.50000	2.5100
76	Dimethylphthalate	163	5.413	5.413	(0.957)	684362	2.50000	2.4879
78	2,6-Dinitrotoluene	165	5.466	5.466	(0.967)	155719	2.50000	2.5776
79	Acenaphthylene	152	5.554	5.554	(0.982)	954632	2.50000	2.5089
80	1,2-Dinitrobenzene	168	5.513	5.513	(0.975)	75878	2.50000	2.5133
81	3-Nitroaniline	138	5.595	5.595	(0.990)	171957	2.50000	2.6192
82	Acenaphthene	153	5.677	5.677	(1.004)	610920	2.50000	2.4920
83	2,4-Dinitrophenol	184	5.671	5.671	(1.003)	204509	5.00000	5.1220(Q)
85	4-Nitrophenol	109	5.689	5.689	(1.006)	124050	2.50000	2.5326
86	Dibenzofuran	168	5.801	5.801	(1.026)	835550	2.50000	2.4627
87	2,4-Dinitrotoluene	165	5.760	5.760	(1.019)	223863	2.50000	2.6608
91	2,3,5,6-Tetrachlorophenol	232	5.848	5.848	(1.034)	173615	2.50000	2.5005
93	Diethylphthalate	149	5.924	5.924	(1.048)	743550	2.50000	2.4712
94	Fluorene	166	6.054	6.054	(1.071)	726403	2.50000	2.5224
95	4-Chlorophenyl-phenylether	204	6.030	6.030	(1.067)	336454	2.50000	2.5209
96	4-Nitroaniline	138	6.042	6.042	(1.069)	190622	2.50000	2.5289
98	4,6-Dinitro-2-methylphenol	198	6.065	6.065	(0.900)	120799	2.50000	2.5774
99	N-Nitrosodiphenylamine	169	6.113	6.113	(0.907)	524466	2.50000	2.4506
100	1,2-Diphenylhydrazine	77	6.148	6.148	(0.912)	903611	2.50000	2.4014
106	4-Bromophenyl-phenylether	248	6.395	6.395	(0.949)	201319	2.50000	2.4339
107	Hexachlorobenzene	284	6.465	6.465	(0.959)	210015	2.50000	2.3920
212	Atrazine	200	6.483	6.483	(0.962)	143774	2.50000	2.5563
111	Pentachlorophenol	266	6.595	6.595	(0.978)	278740	5.00000	4.8632
115	Phenanthrene	178	6.760	6.760	(1.003)	1062861	2.50000	2.3991
116	Anthracene	178	6.801	6.801	(1.009)	1077115	2.50000	2.4558
119	Carbazole	167	6.901	6.901	(1.024)	1021879	2.50000	2.4713
120	Di-n-Butylphthalate	149	7.118	7.118	(1.056)	1285973	2.50000	2.4815
123	Fluoranthene	202	7.642	7.642	(1.133)	1164099	2.50000	2.4584
124	Benzidine	184	7.712	7.712	(0.886)	589339	2.50000	2.4865
125	Pyrene	202	7.812	7.812	(0.897)	1226807	2.50000	2.4098
131	Butylbenzylphthalate	149	8.230	8.230	(0.945)	587096	2.50000	2.5102
133	3,3'-Dimethoxybenzidine	244	8.618	8.618	(0.990)	242313	2.50000	2.5693
135	3,3'-Dichlorobenzidine	252	8.654	8.654	(0.994)	471833	2.50000	2.4892
136	Benzo(a)Anthracene	228	8.701	8.701	(0.999)	1244695	2.50000	2.4224
137	Chrysene	228	8.730	8.730	(1.003)	1155933	2.50000	2.3946

138	4,4'-Methylene bis(o-chloroan	231	8.648	8.648 (0.993)	227770	2.50000	2.4975
139	bis(2-ethylhexyl)Phthalate	149	8.636	8.636 (0.992)	850778	2.50000	2.5374

Compounds	QUANT SIG MASS	RT	EXP RT	REL RT	RESPONSE	AMOUNTS CAL-AMT (NG)	AMOUNTS ON-COL (NG)
140 Di-n-octylphthalate	149	9.148	9.148	(0.909)	1343390	2.50000	2.5020
141 Benzo(b)fluoranthene	252	9.648	9.648	(0.959)	1241955	2.50000	2.4305
142 Benzo(k)fluoranthene	252	9.671	9.671	(0.961)	1300180	2.50000	2.4854
146 Benzo(a)pyrene	252	10.006	10.006	(0.994)	1143974	2.50000	2.4603
149 Indeno(1,2,3-cd)pyrene	276	11.530	11.530	(1.146)	1308216	2.50000	2.5098
150 Dibenz(a,h)anthracene	278	11.536	11.536	(1.146)	1097263	2.50000	2.5151
151 Benzo(g,h,i)perylene	276	11.983	11.983	(1.191)	1059631	2.50000	2.4948
$ 154 Nitrobenzene-d5	82	3.860	3.860	(0.882)	432439	2.50000	2.4398
$ 155 2-Fluorobiphenyl	172	5.142	5.142	(0.909)	665142	2.50000	2.4533
$ 156 Terphenyl-d14	244	7.895	7.895	(0.907)	813429	2.50000	2.5006
$ 157 Phenol-d5	99	3.189	3.189	(0.916)	367020	2.50000	2.4816
$ 158 2-Fluorophenol	112	2.613	2.613	(0.750)	276873	2.50000	2.5525
$ 159 2,4,6-Tribromophenol	330	6.224	6.224	(1.101)	100033	2.50000	2.5696
$ 186 2-Chlorophenol-d4	132	3.330	3.330	(0.956)	279196	2.50000	2.4522
$ 187 1,2-Dichlorobenzene-d4	152	3.595	3.595	(1.032)	197578	2.50000	2.5519
101 Diphenylamine	169	6.113	6.113	(0.907)	524466	2.50000	2.4506

QC Flag Legend

Q - Qualifier signal failed the ratio test.
M - Compound response manually integrated.
H - Operator selected an alternate compound hit.

TestAmerica North Canton

INTERNAL STANDARD COMPOUNDS
AREA AND RT SUMMARY

Instrument ID: a4ag2.i
Lab File ID: 2SMM0305.D
Lab Smp Id: L5
Analysis Type: SV
Quant Type: ISTD
Operator: 046900
Method File: \\cansvr11\dd\chem\MSS\a4ag2.i\00305A.b\8270C-625.m
Misc Info:

Calibration Date: 05-MAR-2010
Calibration Time: 14:35
Level:
Sample Type:

COMPOUND	STANDARD	AREA LIMIT LOWER	AREA LIMIT UPPER	SAMPLE	%DIFF
1 1,4-Dichlorobenze	217433	108717	434866	197094	-9.35
2 Naphthalene-d8	928814	464407	1857628	833434	-10.27
3 Acenaphthene-d10	550584	275292	1101168	464947	-15.55
4 Phenanthrene-d10	965964	482982	1931928	827248	-14.36
5 Chrysene-d12	1263252	631626	2526504	1042211	-17.50
6 Perylene-d12	1134452	567226	2268904	955607	-15.76

COMPOUND	STANDARD	RT LIMIT LOWER	RT LIMIT UPPER	SAMPLE	%DIFF
1 1,4-Dichlorobenze	3.48	2.98	3.98	3.48	0.00
2 Naphthalene-d8	4.38	3.88	4.88	4.38	0.00
3 Acenaphthene-d10	5.65	5.15	6.15	5.65	0.00
4 Phenanthrene-d10	6.74	6.24	7.24	6.74	0.00
5 Chrysene-d12	8.71	8.21	9.21	8.71	0.00
6 Perylene-d12	10.07	9.57	10.57	10.07	0.00

AREA UPPER LIMIT = +100% of internal standard area.
AREA LOWER LIMIT = - 50% of internal standard area.
RT UPPER LIMIT = + 0.50 minutes of internal standard RT.
RT LOWER LIMIT = - 0.50 minutes of internal standard RT.

Data File: \\cansvr11\dd\chem\MSS\a4ag2.i\00305A.b\2SMM0305.D

Page 1

Date : 05-MAR-2010 13:09

Client ID:

Instrument: a4ag2.i

Sample Info: L5,00305A.b,8270C-625,3-827042,SUB,1,,5

Operator: 046900

Column phase: db5.625

Column diameter: 0.32

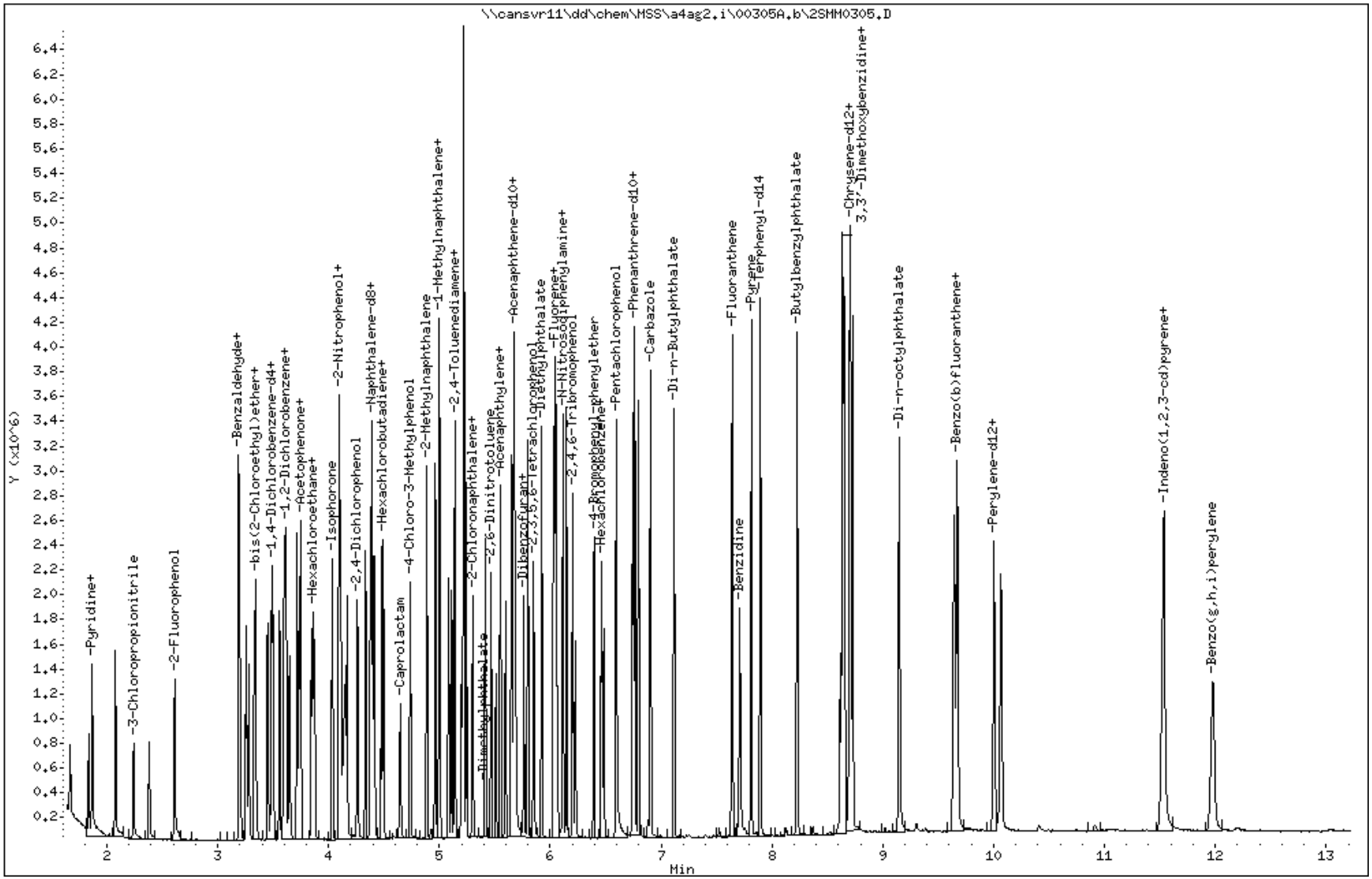

Data File Name: 2SMM0305.D
Inj. Date and Time: 05-MAR-2010 13:09
Instrument ID: a4ag2.i
Client ID:
Compound Name: 1,4-Dioxane
CAS #: 123-91-1
Report Date: 03/05/2010

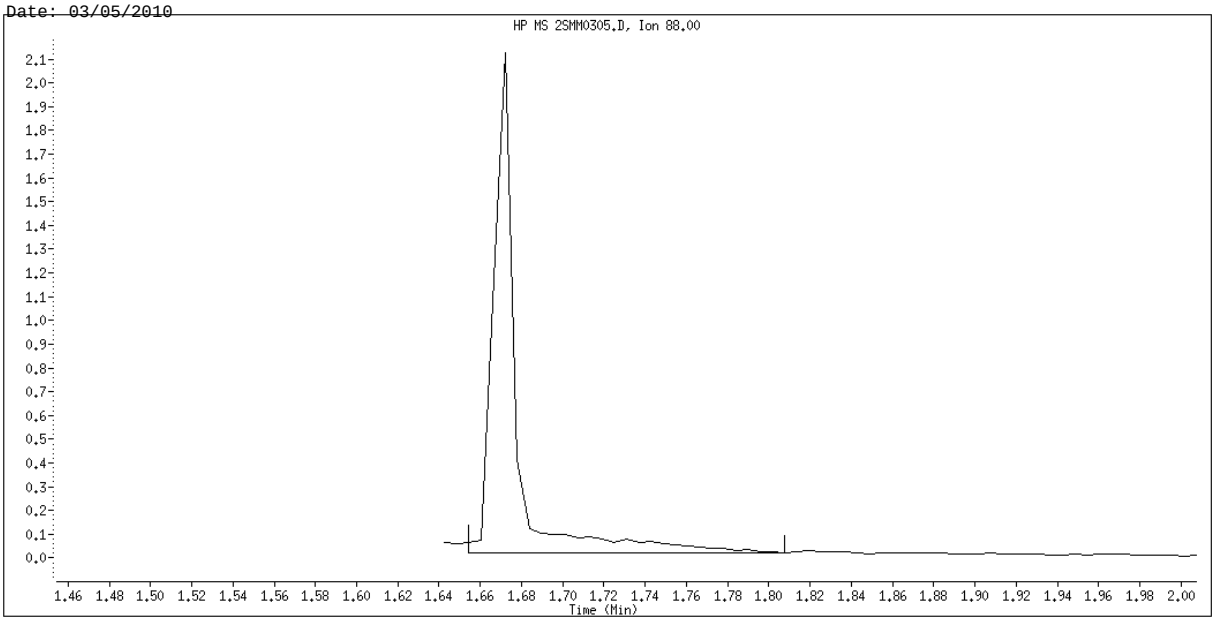

Original Integration

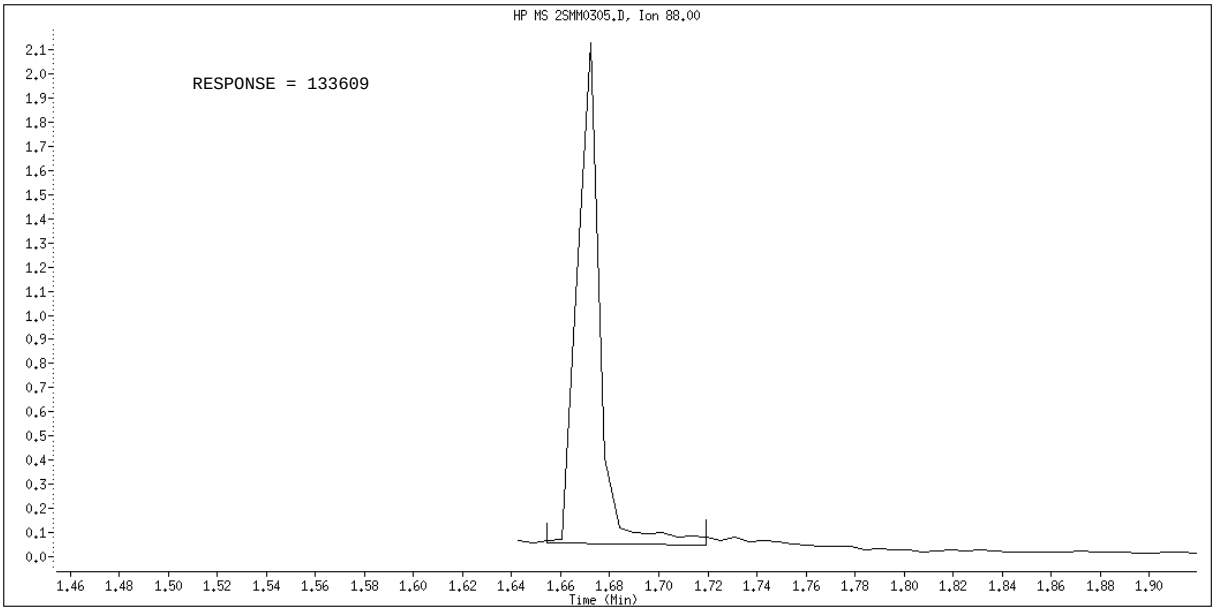

Manual Integration

Manually Integrated By: hulat
Manual Integration Reason: Poor Chromatography

Data File Name: 2SMM0305.D
Inj. Date and Time: 05-MAR-2010 13:09
Instrument ID: a4ag2.i
Client ID:
Compound Name: Benzoic Acid
CAS #: 65-85-0
Report Date: 03/05/2010

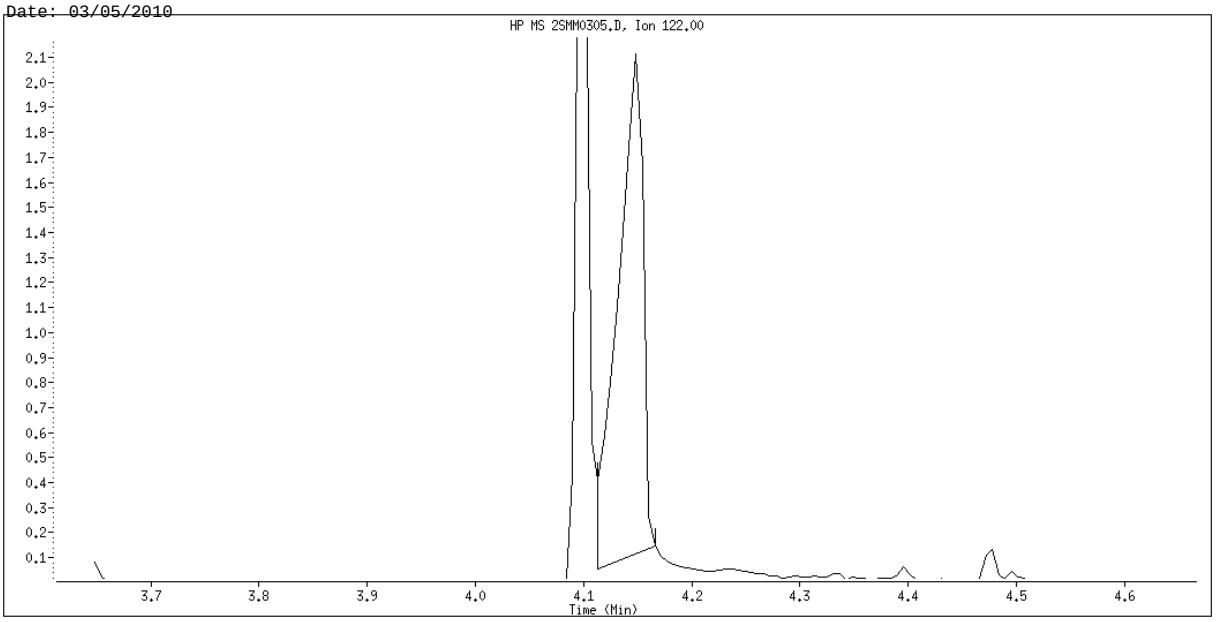

Original Integration

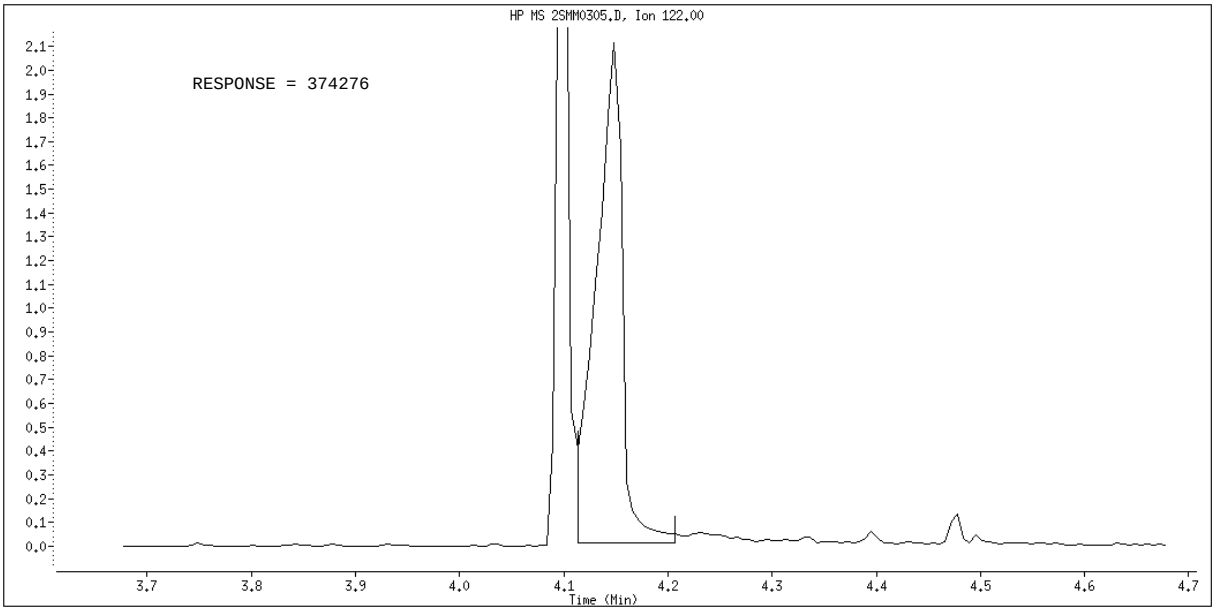

Manual Integration

Manually Integrated By: hulat
Manual Integration Reason: Poor Chromatography

TestAmerica North Canton

CONTINUING CALIBRATION COMPOUNDS

Instrument ID: a4ag2.i Injection Date: 05-MAR-2010 14:35
Lab File ID: ICVTCL.D Init. Cal. Date(s): 05-MAR-2010 05-MAR-2010
Analysis Type: Init. Cal. Times: 12:00 14:18
Lab Sample ID: ICVTCL Quant Type: ISTD
Method: \\cansvr11\dd\chem\MSS\a4ag2.i\00305A.b\8270C-625.m

COMPOUND	RRF / AMOUNT	RF5	CCAL RRF5	MIN RRF	%D / %DRIFT	MAX %D / %DRIFT	CURVE TYPE
198 1,4-Dioxane	0.53290	0.60186	0.60186	0.010	-12.94137	50.00000	Averaged
9 Pyridine	1.32544	1.32963	1.32963	0.010	-0.31592	50.00000	Averaged
10 N-Nitrosodimethylamine	0.74644	0.77026	0.77026	0.010	-3.19167	50.00000	Averaged
12 3-Chloropropionitrile	0.67469	0.72380	0.72380	0.010	-7.27857	50.00000	Averaged
209 Benzaldehyde	0.96858	0.90608	0.90608	0.010	6.45318	50.00000	Averaged
21 Aniline	1.90549	2.00914	2.00914	0.010	-5.43930	50.00000	Averaged
22 Phenol	1.58249	1.57892	1.57892	0.010	0.22521	20.00000	Averaged
23 bis(2-Chloroethyl)ether	1.42960	1.31031	1.31031	0.010	8.34414	50.00000	Averaged
24 2-Chlorophenol	1.26162	1.21555	1.21555	0.010	3.65186	50.00000	Averaged
26 1,3-Dichlorobenzene	1.30737	1.23697	1.23697	0.010	5.38446	50.00000	Averaged
27 1,4-Dichlorobenzene	1.29096	1.24760	1.24760	0.010	3.35805	20.00000	Averaged
28 1,2-Dichlorobenzene	1.25477	1.19892	1.19892	0.010	4.45084	50.00000	Averaged
29 Benzyl Alcohol	0.85174	0.86414	0.86414	0.010	-1.45585	50.00000	Averaged
30 2-Methylphenol	1.18871	1.17694	1.17694	0.010	0.99022	50.00000	Averaged
31 bis(2-Chloroisopropyl)ether	1.47372	1.56765	1.56765	0.010	-6.37391	50.00000	Averaged
37 Acetophenone	1.76948	1.79972	1.79972	0.010	-1.70901	50.00000	Averaged
32 N-Nitroso-di-n-propylamine	1.07647	1.12661	1.12661	0.050	-4.65797	50.00000	Averaged
192 4-Methylphenol	1.23570	1.25304	1.25304	0.010	-1.40299	50.00000	Averaged
34 Hexachloroethane	0.54115	0.52782	0.52782	0.010	2.46354	50.00000	Averaged
35 Nitrobenzene	0.38921	0.38146	0.38146	0.010	1.99185	50.00000	Averaged
41 Isophorone	0.69643	0.69008	0.69008	0.010	0.91236	50.00000	Averaged
42 2-Nitrophenol	0.15544	0.15469	0.15469	0.010	0.48148	20.00000	Averaged
43 2,4-Dimethylphenol	0.33414	0.33847	0.33847	0.010	-1.29590	50.00000	Averaged
44 bis(2-Chloroethoxy)methane	0.35703	0.34756	0.34756	0.010	2.65162	50.00000	Averaged
46 2,4-Toluenediamene	0.14496	0.14546	0.14546	0.010	-0.34388	50.00000	Averaged
47 1,3,5-Trichlorobenzene	0.26933	0.25329	0.25329	0.010	5.95698	50.00000	Averaged
48 2,4-Dichlorophenol	0.23599	0.22928	0.22928	0.010	2.84544	20.00000	Averaged
49 Benzoic Acid	10.00000	9.18555	0.19725	0.010	8.14453	0.000e+000	Quadratic
50 1,2,4-Trichlorobenzene	0.26654	0.25217	0.25217	0.010	5.39057	50.00000	Averaged
51 Naphthalene	0.94602	0.90244	0.90244	0.010	4.60750	50.00000	Averaged
52 4-Chloroaniline	0.38737	0.40357	0.40357	0.010	-4.18356	50.00000	Averaged
56 Hexachlorobutadiene	0.16103	0.15511	0.15511	0.010	3.67956	20.00000	Averaged
210 Caprolactam	0.10585	0.11157	0.11157	0.010	-5.40043	50.00000	Averaged
57 1,2,3-Trichlorobenzene	0.25218	0.23985	0.23985	0.010	4.88870	50.00000	Averaged
59 4-Chloro-3-Methylphenol	0.29347	0.29443	0.29443	0.010	-0.32600	20.00000	Averaged
62 2-Methylnaphthalene	0.51701	0.51716	0.51716	0.010	-0.03015	50.00000	Averaged
63 1-Methylnaphthalene	0.59832	0.59328	0.59328	0.010	0.84368	50.00000	Averaged
64 Hexachlorocyclopentadiene	5.00000	4.85534	0.30426	0.050	2.89313	0.000e+000	Quadratic
66 2,4,6-Trichlorophenol	0.30797	0.30372	0.30372	0.010	1.37867	20.00000	Averaged
67 2,4,5-Trichlorophenol	0.33976	0.32206	0.32206	0.010	5.20971	50.00000	Averaged
211 1,1'-Biphenyl	1.32834	1.28446	1.28446	0.010	3.30318	50.00000	Averaged
68 1,2,3,5-Tetrachlorobenzene	0.49218	0.47281	0.47281	0.010	3.93639	50.00000	Averaged

TestAmerica North Canton

CONTINUING CALIBRATION COMPOUNDS

Instrument ID: a4ag2.i Injection Date: 05-MAR-2010 14:35
Lab File ID: ICVTCL.D Init. Cal. Date(s): 05-MAR-2010 05-MAR-2010
Analysis Type: Init. Cal. Times: 12:00 14:18
Lab Sample ID: ICVTCL Quant Type: ISTD
Method: \\cansvr11\dd\chem\MSS\a4ag2.i\00305A.b\8270C-625.m

COMPOUND	RRF / AMOUNT	RF5	CCAL RRF5	MIN RRF	%D / %DRIFT	MAX %D / %DRIFT	CURVE TYPE
70 2-Chloronaphthalene	0.96367	0.93721	0.93721	0.010	2.74548	50.00000	Averaged
73 2-Nitroaniline	0.37355	0.39003	0.39003	0.010	-4.41151	50.00000	Averaged
74 1,2,3,4-Tetrachlorobenzene	0.45647	0.45059	0.45059	0.010	1.28741	50.00000	Averaged
76 Dimethylphthalate	1.18326	1.16718	1.16718	0.010	1.35858	50.00000	Averaged
78 2,6-Dinitrotoluene	0.25986	0.27308	0.27308	0.010	-5.08518	50.00000	Averaged
79 Acenaphthylene	1.63674	1.64605	1.64605	0.010	-0.56930	50.00000	Averaged
80 1,2-Dinitrobenzene	5.00000	5.12129	0.13936	0.010	-2.42572	0.000e+000	Quadratic
81 3-Nitroaniline	0.28241	0.30308	0.30308	0.010	-7.31751	50.00000	Averaged
82 Acenaphthene	1.05453	1.03008	1.03008	0.010	2.31897	20.00000	Averaged
83 2,4-Dinitrophenol	10.00000	9.56446	0.18446	0.050	4.35545	0.000e+000	Quadratic
85 4-Nitrophenol	5.00000	4.98386	0.23968	0.050	0.32272	0.000e+000	Quadratic
86 Dibenzofuran	1.45945	1.43644	1.43644	0.010	1.57668	50.00000	Averaged
87 2,4-Dinitrotoluene	0.36191	0.37522	0.37522	0.010	-3.67788	50.00000	Averaged
91 2,3,5,6-Tetrachlorophenol	0.29867	0.28872	0.28872	0.010	3.33014	50.00000	Averaged
93 Diethylphthalate	1.29428	1.26964	1.26964	0.010	1.90388	50.00000	Averaged
94 Fluorene	1.23878	1.25146	1.25146	0.010	-1.02322	50.00000	Averaged
95 4-Chlorophenyl-phenylether	0.57411	0.57098	0.57098	0.010	0.54568	50.00000	Averaged
96 4-Nitroaniline	0.32424	0.33347	0.33347	0.010	-2.84801	50.00000	Averaged
98 4,6-Dinitro-2-methylphenol	5.00000	4.83790	0.11886	0.010	3.24195	0.000e+000	Quadratic
99 N-Nitrosodiphenylamine	0.51742	0.51838	0.51838	0.010	-0.18509	20.00000	Averaged
100 1,2-Diphenylhydrazine	0.90973	0.91663	0.91663	0.010	-0.75889	50.00000	Averaged
106 4-Bromophenyl-phenylether	0.19997	0.19718	0.19718	0.010	1.39595	50.00000	Averaged
107 Hexachlorobenzene	0.21227	0.20993	0.20993	0.010	1.10371	50.00000	Averaged
212 Atrazine	0.13598	0.13513	0.13513	0.010	0.61923	50.00000	Averaged
111 Pentachlorophenol	10.00000	9.77161	0.14945	0.010	2.28392	20.00000	Quadratic
115 Phenanthrene	1.07109	1.06098	1.06098	0.010	0.94400	50.00000	Averaged
116 Anthracene	1.06040	1.08807	1.08807	0.010	-2.60932	50.00000	Averaged
119 Carbazole	0.99968	1.00679	1.00679	0.010	-0.71152	50.00000	Averaged
120 Di-n-Butylphthalate	1.25288	1.29361	1.29361	0.010	-3.25116	50.00000	Averaged
123 Fluoranthene	1.14482	1.16992	1.16992	0.010	-2.19311	20.00000	Averaged
124 Benzidine	5.00000	4.87675	0.46981	0.010	2.46491	0.000e+000	Quadratic
125 Pyrene	0.97694	0.94736	0.94736	0.010	3.02761	50.00000	Averaged
131 Butylbenzylphthalate	0.44883	0.44906	0.44906	0.010	-0.05161	50.00000	Averaged
133 3,3'-Dimethoxybenzidine	0.18098	0.16991	0.16991	0.010	6.12086	50.00000	Averaged
135 3,3'-Dichlorobenzidine	0.36374	0.37198	0.37198	0.010	-2.26497	50.00000	Averaged
136 Benzo(a)Anthracene	0.98604	0.96642	0.96642	0.010	1.98980	50.00000	Averaged
137 Chrysene	0.92634	0.91098	0.91098	0.010	1.65778	50.00000	Averaged
138 4,4'-Methylene bis(o-chloro	5.00000	4.91264	0.18195	0.010	1.74714	0.000e+000	Quadratic
139 bis(2-ethylhexyl)Phthalate	0.64343	0.65152	0.65152	0.010	-1.25732	50.00000	Averaged
140 Di-n-octylphthalate	5.00000	4.96839	1.17907	0.010	0.63228	0.000e+000	Quadratic
141 Benzo(b)fluoranthene	1.06946	1.05387	1.05387	0.010	1.45726	50.00000	Averaged
142 Benzo(k)fluoranthene	1.09485	1.17309	1.17309	0.010	-7.14642	50.00000	Averaged

TestAmerica North Canton

CONTINUING CALIBRATION COMPOUNDS

Instrument ID: a4ag2.i Injection Date: 05-MAR-2010 14:35
Lab File ID: ICVTCL.D Init. Cal. Date(s): 05-MAR-2010 05-MAR-2010
Analysis Type: Init. Cal. Times: 12:00 14:18
Lab Sample ID: ICVTCL Quant Type: ISTD
Method: \\cansvr11\dd\chem\MSS\a4ag2.i\00305A.b\8270C-625.m

COMPOUND	RRF / AMOUNT	RF5	CCAL RRF5	MIN RRF	%D / %DRIFT	MAX %D / %DRIFT	CURVE TYPE
146 Benzo(a)pyrene	0.97316	0.99105	0.99105	0.010	-1.83854	20.00000	Averaged
149 Indeno(1,2,3-cd)pyrene	1.09093	1.14680	1.14680	0.010	-5.12093	50.00000	Averaged
150 Dibenz(a,h)anthracene	0.91307	0.97314	0.97314	0.010	-6.57928	50.00000	Averaged
151 Benzo(g,h,i)perylene	0.88893	0.91802	0.91802	0.010	-3.27262	50.00000	Averaged
$ 154 Nitrobenzene-d5	0.42532	0.42430	0.42430	0.010	0.24005	50.00000	Averaged
$ 155 2-Fluorobiphenyl	1.16623	1.11714	1.11714	0.010	4.20916	50.00000	Averaged
$ 156 Terphenyl-d14	0.62425	0.62426	0.62426	0.010	-0.00128	50.00000	Averaged
$ 157 Phenol-d5	1.50079	1.45850	1.45850	0.010	2.81797	50.00000	Averaged
$ 158 2-Fluorophenol	1.10072	1.07441	1.07441	0.010	2.39041	50.00000	Averaged
$ 159 2,4,6-Tribromophenol	5.00000	4.90875	0.17193	0.010	1.82496	0.000e+000	Quadratic
$ 186 2-Chlorophenol-d4	1.15536	1.11506	1.11506	0.010	3.48834	50.00000	Averaged
$ 187 1,2-Dichlorobenzene-d4	0.78564	0.75281	0.75281	0.010	4.17927	50.00000	Averaged
M 195 Cresols, total	2.42441	2.42998	2.42998	0.010	-0.22958	50.00000	Averaged
101 Diphenylamine	0.51742	0.51838	0.51838	0.010	-0.18509	50.00000	Averaged

TestAmerica North Canton

Semivolatile REPORT SW-846 Method 8270

Data file : \\cansvr11\dd\chem\MSS\a4ag2.i\00305A.b\ICVTCL.D
Lab Smp Id: ICVTCL
Inj Date : 05-MAR-2010 14:35
Operator : 046900 Inst ID: a4ag2.i
Smp Info : ICVTCL,00305A.b,8270C-625,3-827042.SUB,2
Misc Info :
Comment :
Method : \\cansvr11\dd\chem\MSS\a4ag2.i\00305A.b\8270C-625.m
Meth Date : 06-Mar-2010 07:40 a4ag2.i Quant Type: ISTD
Cal Date : 05-MAR-2010 12:00 Cal File: 2SHHH0305.D
Als bottle: 11 Continuing Calibration Sample
Dil Factor: 1.00000
Integrator: HP RTE Compound Sublist: 3-827042.SUB
Target Version: 4.14
Processing Host: CANPMSSV04

	Compounds	QUANT SIG MASS	RT	EXP RT	REL RT	RESPONSE	AMOUNTS CAL-AMT (NG)	ON-COL (NG)	
* 1	1,4-Dichlorobenzene-d4	152	3.483	3.483	(1.000)	217433	2.00000		(Q)
* 2	Naphthalene-d8	136	4.377	4.377	(1.000)	928814	2.00000		
* 3	Acenaphthene-d10	164	5.654	5.654	(1.000)	550584	2.00000		
* 4	Phenanthrene-d10	188	6.742	6.742	(1.000)	965964	2.00000		
* 5	Chrysene-d12	240	8.706	8.706	(1.000)	1263252	2.00000		
* 6	Perylene-d12	264	10.065	10.065	(1.000)	1134452	2.00000		
198	1,4-Dioxane	88	1.666	1.666	(0.478)	327163	5.00000	5.6471	
9	Pyridine	79	1.860	1.860	(0.534)	722762	5.00000	5.0158	
10	N-Nitrosodimethylamine	74	1.836	1.836	(0.527)	418702	5.00000	5.1596	
12	3-Chloropropionitrile	54	2.242	2.242	(0.644)	393444	5.00000	5.3639	
209	Benzaldehyde	77	3.189	3.189	(0.916)	492529	5.00000	4.6773	
21	Aniline	93	3.260	3.260	(0.936)	1092133	5.00000	5.2720	
22	Phenol	94	3.201	3.201	(0.919)	858275	5.00000	4.9887	
23	bis(2-Chloroethyl)ether	93	3.277	3.277	(0.941)	712263	5.00000	4.5828	
24	2-Chlorophenol	128	3.342	3.342	(0.959)	660749	5.00000	4.8174	
26	1,3-Dichlorobenzene	146	3.454	3.454	(0.992)	672396	5.00000	4.7308	
27	1,4-Dichlorobenzene	146	3.495	3.495	(1.003)	678176	5.00000	4.8321	
28	1,2-Dichlorobenzene	146	3.607	3.607	(1.035)	651714	5.00000	4.7774	
29	Benzyl Alcohol	108	3.560	3.560	(1.022)	469729	5.00000	5.0728	
30	2-Methylphenol	108	3.619	3.619	(1.039)	639764	5.00000	4.9505	
31	bis(2-Chloroisopropyl)ether	45	3.648	3.648	(1.047)	852149	5.00000	5.3187	
37	Acetophenone	105	3.748	3.748	(1.076)	978297	5.00000	5.0854	
32	N-Nitroso-di-n-propylamine	70	3.742	3.742	(1.074)	612406	5.00000	5.2329	
192	4-Methylphenol	108	3.724	3.724	(1.069)	681130	5.00000	5.0701	
34	Hexachloroethane	117	3.848	3.848	(1.105)	286915	5.00000	4.8768	
35	Nitrobenzene	77	3.877	3.877	(0.886)	885768	5.00000	4.9004	
41	Isophorone	82	4.036	4.036	(0.922)	1602387	5.00000	4.9544	
42	2-Nitrophenol	139	4.101	4.101	(0.937)	359192	5.00000	4.9759	
43	2,4-Dimethylphenol	107	4.101	4.101	(0.937)	785944	5.00000	5.0648	
44	bis(2-Chloroethoxy)methane	93	4.166	4.166	(0.952)	807042	5.00000	4.8674	

46	2,4-Toluenediamene	121	5.201	5.201 (1.188)	337765	5.00000	5.0172
47	1,3,5-Trichlorobenzene	180	4.113	4.113 (0.940)	588145	5.00000	4.7022
48	2,4-Dichlorophenol	162	4.266	4.266 (0.974)	532386	5.00000	4.8577

	Compounds	QUANT SIG MASS	RT	EXP RT	REL RT	RESPONSE	AMOUNTS CAL-AMT (NG)	ON-COL (NG)
49	Benzoic Acid	122	4.177	4.177	(0.954)	916020	10.0000	9.1855(H)
50	1,2,4-Trichlorobenzene	180	4.336	4.336	(0.991)	585546	5.00000	4.7305
51	Naphthalene	128	4.395	4.395	(1.004)	2095489	5.00000	4.7696
52	4-Chloroaniline	127	4.413	4.413	(1.008)	937114	5.00000	5.2092
56	Hexachlorobutadiene	225	4.477	4.477	(1.023)	360164	5.00000	4.8160
210	Caprolactam	113	4.666	4.666	(1.066)	259068	5.00000	5.2700
57	1,2,3-Trichlorobenzene	180	4.495	4.495	(1.027)	556935	5.00000	4.7556
59	4-Chloro-3-Methylphenol	107	4.742	4.742	(1.083)	683680	5.00000	5.0163
62	2-Methylnaphthalene	142	4.889	4.889	(1.117)	1200868	5.00000	5.0015
63	1-Methylnaphthalene	142	4.966	4.966	(1.134)	1377610	5.00000	4.9578
64	Hexachlorocyclopentadiene	237	5.007	5.007	(0.886)	418804	5.00000	4.8553
66	2,4,6-Trichlorophenol	196	5.083	5.083	(0.899)	418060	5.00000	4.9311
67	2,4,5-Trichlorophenol	196	5.113	5.113	(0.904)	443304	5.00000	4.7395
211	1,1'-Biphenyl	154	5.218	5.218	(0.923)	1768006	5.00000	4.8348
68	1,2,3,5-Tetrachlorobenzene	216	5.001	5.001	(0.885)	650800	5.00000	4.8032
70	2-Chloronaphthalene	162	5.248	5.248	(0.928)	1290031	5.00000	4.8627
73	2-Nitroaniline	65	5.301	5.301	(0.938)	536856	5.00000	5.2206
74	1,2,3,4-Tetrachlorobenzene	216	5.218	5.218	(0.923)	620217	5.00000	4.9356
76	Dimethylphthalate	163	5.418	5.418	(0.958)	1606577	5.00000	4.9321
78	2,6-Dinitrotoluene	165	5.465	5.465	(0.967)	375883	5.00000	5.2542
79	Acenaphthylene	152	5.554	5.554	(0.982)	2265726	5.00000	5.0285
80	1,2-Dinitrobenzene	168	5.518	5.518	(0.976)	191821	5.00000	5.1213
81	3-Nitroaniline	138	5.601	5.601	(0.991)	417172	5.00000	5.3659
82	Acenaphthene	153	5.677	5.677	(1.004)	1417858	5.00000	4.8840
83	2,4-Dinitrophenol	184	5.671	5.671	(1.003)	507799	10.0000	9.5644(Q)
85	4-Nitrophenol	109	5.695	5.695	(1.007)	329904	5.00000	4.9839
86	Dibenzofuran	168	5.801	5.801	(1.026)	1977207	5.00000	4.9212
87	2,4-Dinitrotoluene	165	5.765	5.765	(1.020)	516471	5.00000	5.1839
91	2,3,5,6-Tetrachlorophenol	232	5.848	5.848	(1.034)	397411	5.00000	4.8335
93	Diethylphthalate	149	5.924	5.924	(1.048)	1747603	5.00000	4.9048
94	Fluorene	166	6.054	6.054	(1.071)	1722585	5.00000	5.0512
95	4-Chlorophenyl-phenylether	204	6.030	6.030	(1.067)	785932	5.00000	4.9727
96	4-Nitroaniline	138	6.048	6.048	(1.070)	459010	5.00000	5.1424
98	4,6-Dinitro-2-methylphenol	198	6.065	6.065	(0.900)	287025	5.00000	4.8379
99	N-Nitrosodiphenylamine	169	6.113	6.113	(0.907)	1251844	5.00000	5.0092
100	1,2-Diphenylhydrazine	77	6.148	6.148	(0.912)	2213583	5.00000	5.0379
106	4-Bromophenyl-phenylether	248	6.395	6.395	(0.949)	476179	5.00000	4.9302
107	Hexachlorobenzene	284	6.465	6.465	(0.959)	506952	5.00000	4.9448
212	Atrazine	200	6.483	6.483	(0.962)	326338	5.00000	4.9690
111	Pentachlorophenol	266	6.595	6.595	(0.978)	721810	10.0000	9.7716
115	Phenanthrene	178	6.760	6.760	(1.003)	2562164	5.00000	4.9528
116	Anthracene	178	6.801	6.801	(1.009)	2627593	5.00000	5.1305
119	Carbazole	167	6.901	6.901	(1.024)	2431313	5.00000	5.0356
120	Di-n-Butylphthalate	149	7.118	7.118	(1.056)	3123963	5.00000	5.1626
123	Fluoranthene	202	7.642	7.642	(1.133)	2825259	5.00000	5.1096
124	Benzidine	184	7.712	7.712	(0.886)	1483724	5.00000	4.8768
125	Pyrene	202	7.812	7.812	(0.897)	2991888	5.00000	4.8486
131	Butylbenzylphthalate	149	8.230	8.230	(0.945)	1418184	5.00000	5.0026
133	3,3'-Dimethoxybenzidine	244	8.618	8.618	(0.990)	536588	5.00000	4.6940
135	3,3'-Dichlorobenzidine	252	8.654	8.654	(0.994)	1174771	5.00000	5.1132
136	Benzo(a)Anthracene	228	8.695	8.695	(0.999)	3052070	5.00000	4.9005
137	Chrysene	228	8.730	8.730	(1.003)	2876992	5.00000	4.9171

138	4,4'-Methylene bis(o-chloroan	231	8.648	8.648 (0.993)	574610	5.00000	4.9126
139	bis(2-ethylhexyl)Phthalate	149	8.630	8.630 (0.991)	2057592	5.00000	5.0629

Compounds	QUANT SIG MASS	RT	EXP RT	REL RT	RESPONSE	AMOUNTS CAL-AMT (NG)	AMOUNTS ON-COL (NG)
140 Di-n-octylphthalate	149	9.148	9.148	(0.909)	3343998	5.00000	4.9684
141 Benzo(b)fluoranthene	252	9.648	9.648	(0.959)	2988924	5.00000	4.9271
142 Benzo(k)fluoranthene	252	9.677	9.677	(0.961)	3327036	5.00000	5.3573
146 Benzo(a)pyrene	252	10.006	10.006	(0.994)	2810748	5.00000	5.0919
149 Indeno(1,2,3-cd)pyrene	276	11.547	11.547	(1.147)	3252470	5.00000	5.2560
150 Dibenz(a,h)anthracene	278	11.547	11.547	(1.147)	2759953	5.00000	5.3290
151 Benzo(g,h,i)perylene	276	11.994	11.994	(1.192)	2603617	5.00000	5.1636
$ 154 Nitrobenzene-d5	82	3.860	3.860	(0.882)	985245	5.00000	4.9880
$ 155 2-Fluorobiphenyl	172	5.142	5.142	(0.909)	1537698	5.00000	4.7895
$ 156 Terphenyl-d14	244	7.895	7.895	(0.907)	1971483	5.00000	5.0001
$ 157 Phenol-d5	99	3.195	3.195	(0.917)	792814	5.00000	4.8591
$ 158 2-Fluorophenol	112	2.607	2.607	(0.748)	584029	5.00000	4.8805
$ 159 2,4,6-Tribromophenol	330	6.224	6.224	(1.101)	236660	5.00000	4.9088
$ 186 2-Chlorophenol-d4	132	3.330	3.330	(0.956)	606127	5.00000	4.8256
$ 187 1,2-Dichlorobenzene-d4	152	3.595	3.595	(1.032)	409213	5.00000	4.7910
101 Diphenylamine	169	6.113	6.113	(0.907)	1251844	5.00000	5.0092

QC Flag Legend

Q - Qualifier signal failed the ratio test.
H - Operator selected an alternate compound hit.

TestAmerica North Canton

INTERNAL STANDARD COMPOUNDS
AREA AND RT SUMMARY

Instrument ID: a4ag2.i
Lab File ID: ICVTCL.D
Lab Smp Id: ICVTCL
Analysis Type: SV
Quant Type: ISTD
Operator: 046900
Method File: \\cansvr11\dd\chem\MSS\a4ag2.i\00305A.b\8270C-625.m
Misc Info:

Calibration Date: 05-MAR-2010
Calibration Time: 12:52
Level:
Sample Type:

		AREA LIMIT			
COMPOUND	STANDARD	LOWER	UPPER	SAMPLE	%DIFF
1 1,4-Dichlorobenze	177316	88658	354632	217433	22.62
2 Naphthalene-d8	746882	373441	1493764	928814	24.36
3 Acenaphthene-d10	433327	216664	866654	550584	27.06
4 Phenanthrene-d10	758763	379382	1517526	965964	27.31
5 Chrysene-d12	970239	485120	1940478	1263252	30.20
6 Perylene-d12	893045	446523	1786090	1134452	27.03

		RT LIMIT			
COMPOUND	STANDARD	LOWER	UPPER	SAMPLE	%DIFF
1 1,4-Dichlorobenze	3.48	2.98	3.98	3.48	-0.00
2 Naphthalene-d8	4.38	3.88	4.88	4.38	-0.00
3 Acenaphthene-d10	5.65	5.15	6.15	5.65	-0.00
4 Phenanthrene-d10	6.74	6.24	7.24	6.74	-0.00
5 Chrysene-d12	8.71	8.21	9.21	8.71	-0.07
6 Perylene-d12	10.07	9.57	10.57	10.07	-0.06

AREA UPPER LIMIT = +100% of internal standard area.
AREA LOWER LIMIT = - 50% of internal standard area.
RT UPPER LIMIT = + 0.50 minutes of internal standard RT.
RT LOWER LIMIT = - 0.50 minutes of internal standard RT.

Data File: \\cansvr11\dd\chem\MSS\a4ag2.i\00305A.b\ICVTCL.D

Page 1

Date : 05-MAR-2010 14:35

Client ID:

Instrument: a4ag2.i

Sample Info: ICVTCL,00305A.b,8270C-625,3-827042,SUB,2

Operator: 046900

Column phase: db5.625

Column diameter: 0.32

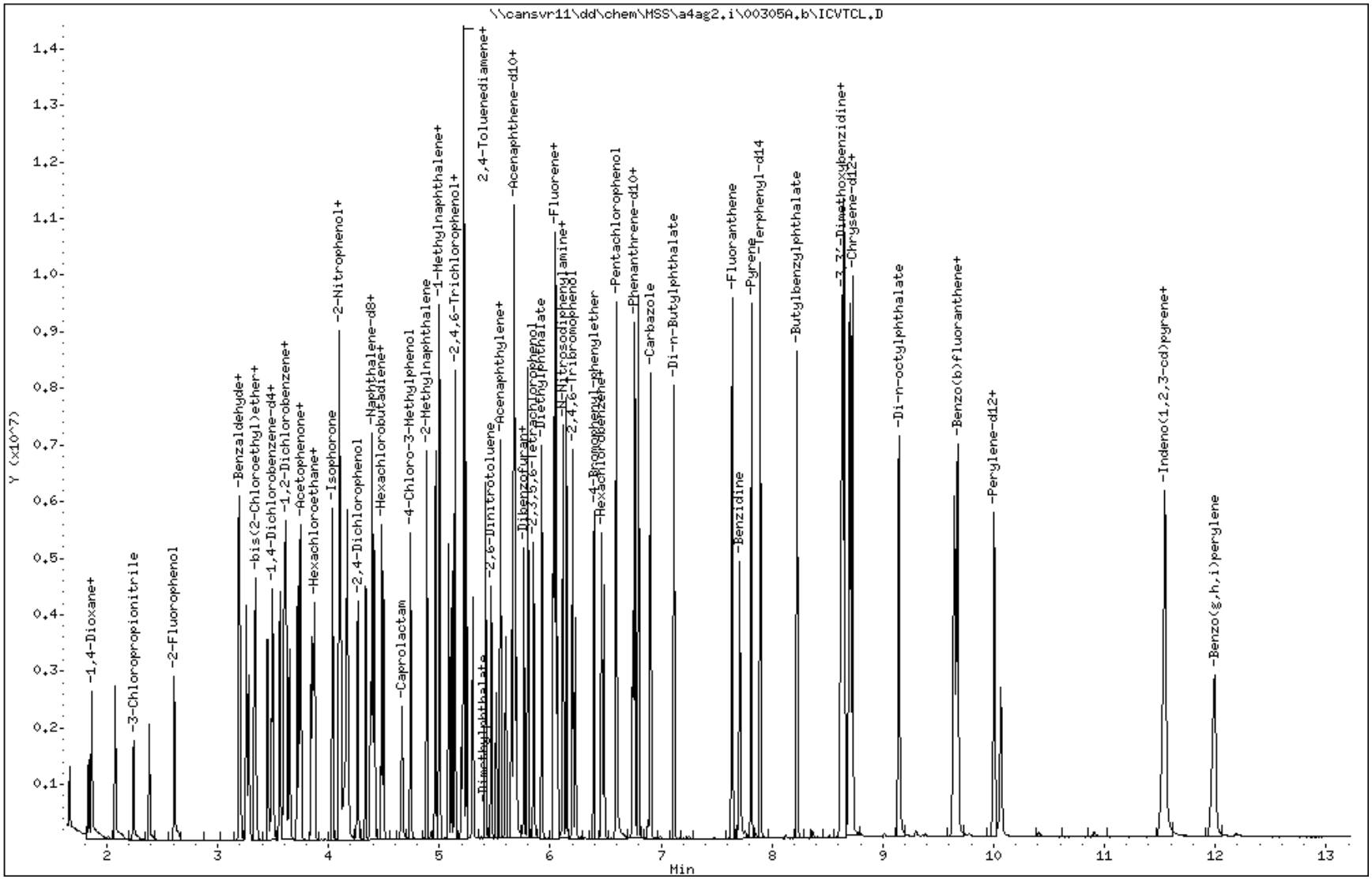

Calibration History

Method : \\cansvr11\dd\chem\MSS\a4ag2.i\00309A.b\8270C-625.m
Start Cal Date: 05-MAR-2010 12:00
End Cal Date : 05-MAR-2010 14:18
Last Cal Level: 1
Last Cal Type : Continuing Calibration

Initial Calibration

Injection Date	Sublist	Calibration File
Cal Level: 1 , Cal Amount: 0.05000		
05-MAR-2010 14:18	PAH	\\cansvr11\dd\chem\MSS\a4ag2.i\00305A.b\2SLL0305.D
Cal Level: 2 , Cal Amount: 0.25000		
05-MAR-2010 14:01	3-827042	\\cansvr11\dd\chem\MSS\a4ag2.i\00305A.b\2SL0305.D
Cal Level: 3 , Cal Amount: 0.50000		
05-MAR-2010 13:44	3-827042	\\cansvr11\dd\chem\MSS\a4ag2.i\00305A.b\2SML0305.D
Cal Level: 4 , Cal Amount: 1.00000		
05-MAR-2010 13:26	3-827042	\\cansvr11\dd\chem\MSS\a4ag2.i\00305A.b\2SM0305.D
Cal Level: 5 , Cal Amount: 2.50000		
05-MAR-2010 13:09	3-827042	\\cansvr11\dd\chem\MSS\a4ag2.i\00305A.b\2SMM0305.D
Cal Level: 6 , Cal Amount: 5.00000		
05-MAR-2010 12:52	3-827042	\\cansvr11\dd\chem\MSS\a4ag2.i\00305A.b\2SMH0305.D
Cal Level: 7 , Cal Amount: 7.50000		
05-MAR-2010 12:35	3-827042	\\cansvr11\dd\chem\MSS\a4ag2.i\00305A.b\2SH0305.D
Cal Level: 8 , Cal Amount: 10.00000		

05-MAR-2010 12:17	3-827042	\\cansvr11\dd\chem\MSS\a4ag2.i\00305A.b\2SHH0305.D

Cal Level: 9 , Cal Amount: 12.50000		
05-MAR-2010 12:00	3-827042	\\cansvr11\dd\chem\MSS\a4ag2.i\00305A.b\2SHHH0305.D

Continuing Calibration
Ccal Level Mode: GLOBAL LEVEL 6

09-MAR-2010 08:21	3-827042	\\cansvr11\dd\chem\MSS\a4ag2.i\00309A.b\2SMH0309.D

TestAmerica North Canton

CONTINUING CALIBRATION COMPOUNDS

Instrument ID: a4ag2.i
Lab File ID: 2SMH0309.D
Analysis Type:
Lab Sample ID: L6
Method: \\cansvr11\dd\chem\MSS\a4ag2.i\00309A.b\8270C-625.m

Injection Date: 09-MAR-2010 08:21
Init. Cal. Date(s): 05-MAR-2010 05-MAR-2010
Init. Cal. Times: 12:00 14:18
Quant Type: ISTD

COMPOUND	RRF / AMOUNT	RF5	CCAL RRF5	MIN RRF	%D / %DRIFT	MAX %D / %DRIFT	CURVE TYPE
198 1,4-Dioxane	0.53290	0.52103	0.52103	0.010	2.22648	50.00000	Averaged
9 Pyridine	1.32544	1.44672	1.44672	0.010	-9.14990	50.00000	Averaged
10 N-Nitrosodimethylamine	0.74644	0.74808	0.74808	0.010	-0.21978	50.00000	Averaged
12 3-Chloropropionitrile	0.67469	0.74266	0.74266	0.010	-10.07438	50.00000	Averaged
209 Benzaldehyde	0.96858	0.95518	0.95518	0.010	1.38393	50.00000	Averaged
21 Aniline	1.90549	1.94756	1.94756	0.010	-2.20780	50.00000	Averaged
22 Phenol	1.58249	1.64321	1.64321	0.010	-3.83713	20.00000	Averaged
23 bis(2-Chloroethyl)ether	1.42960	1.43944	1.43944	0.010	-0.68799	50.00000	Averaged
24 2-Chlorophenol	1.26162	1.25800	1.25800	0.010	0.28695	50.00000	Averaged
26 1,3-Dichlorobenzene	1.30737	1.27126	1.27126	0.010	2.76142	50.00000	Averaged
27 1,4-Dichlorobenzene	1.29096	1.24743	1.24743	0.010	3.37148	20.00000	Averaged
28 1,2-Dichlorobenzene	1.25477	1.18770	1.18770	0.010	5.34564	50.00000	Averaged
29 Benzyl Alcohol	0.85174	0.83845	0.83845	0.010	1.56004	50.00000	Averaged
30 2-Methylphenol	1.18871	1.20213	1.20213	0.010	-1.12876	50.00000	Averaged
31 bis(2-Chloroisopropyl)ether	1.47372	1.66552	1.66552	0.010	-13.01438	50.00000	Averaged
37 Acetophenone	1.76948	1.76688	1.76688	0.010	0.14717	50.00000	Averaged
32 N-Nitroso-di-n-propylamine	1.07647	1.09101	1.09101	0.050	-1.35119	50.00000	Averaged
192 4-Methylphenol	1.23570	1.23199	1.23199	0.010	0.30031	50.00000	Averaged
34 Hexachloroethane	0.54115	0.53725	0.53725	0.010	0.72109	50.00000	Averaged
35 Nitrobenzene	0.38921	0.38601	0.38601	0.010	0.82299	50.00000	Averaged
41 Isophorone	0.69643	0.69272	0.69272	0.010	0.53325	50.00000	Averaged
42 2-Nitrophenol	0.15544	0.16006	0.16006	0.010	-2.97539	20.00000	Averaged
43 2,4-Dimethylphenol	0.33414	0.34376	0.34376	0.010	-2.87747	50.00000	Averaged
44 bis(2-Chloroethoxy)methane	0.35703	0.36986	0.36986	0.010	-3.59446	50.00000	Averaged
46 2,4-Toluenediamene	0.14496	0.17038	0.17038	0.010	-17.53561	50.00000	Averaged
47 1,3,5-Trichlorobenzene	0.26933	0.25527	0.25527	0.010	5.22196	50.00000	Averaged
48 2,4-Dichlorophenol	0.23599	0.21864	0.21864	0.010	7.35348	20.00000	Averaged
49 Benzoic Acid	10.00000	5.91884	0.11726	0.010	40.81159	0.000e+000	Quadratic
50 1,2,4-Trichlorobenzene	0.26654	0.25174	0.25174	0.010	5.55068	50.00000	Averaged
51 Naphthalene	0.94602	0.90400	0.90400	0.010	4.44180	50.00000	Averaged
52 4-Chloroaniline	0.38737	0.37454	0.37454	0.010	3.31124	50.00000	Averaged
56 Hexachlorobutadiene	0.16103	0.14748	0.14748	0.010	8.41378	20.00000	Averaged
210 Caprolactam	0.10585	0.10323	0.10323	0.010	2.47398	50.00000	Averaged
57 1,2,3-Trichlorobenzene	0.25218	0.23597	0.23597	0.010	6.42728	50.00000	Averaged
59 4-Chloro-3-Methylphenol	0.29347	0.27430	0.27430	0.010	6.53339	20.00000	Averaged
62 2-Methylnaphthalene	0.51701	0.49696	0.49696	0.010	3.87756	50.00000	Averaged
63 1-Methylnaphthalene	0.59832	0.57746	0.57746	0.010	3.48695	50.00000	Averaged
64 Hexachlorocyclopentadiene	5.00000	4.79520	0.30013	0.050	4.09596	0.000e+000	Quadratic
66 2,4,6-Trichlorophenol	0.30797	0.29031	0.29031	0.010	5.73198	20.00000	Averaged
67 2,4,5-Trichlorophenol	0.33976	0.30718	0.30718	0.010	9.59042	50.00000	Averaged
211 1,1'-Biphenyl	1.32834	1.36086	1.36086	0.010	-2.44836	50.00000	Averaged
68 1,2,3,5-Tetrachlorobenzene	0.49218	0.47344	0.47344	0.010	3.80805	50.00000	Averaged

TestAmerica North Canton

CONTINUING CALIBRATION COMPOUNDS

Instrument ID: a4ag2.i
Lab File ID: 2SMH0309.D
Analysis Type:
Lab Sample ID: L6
Method: \\cansvr11\dd\chem\MSS\a4ag2.i\00309A.b\8270C-625.m

Injection Date: 09-MAR-2010 08:21
Init. Cal. Date(s): 05-MAR-2010 05-MAR-2010
Init. Cal. Times: 12:00 14:18
Quant Type: ISTD

COMPOUND	RRF / AMOUNT	RF5	CCAL RRF5	MIN RRF	%D / %DRIFT	MAX %D / %DRIFT	CURVE TYPE
70 2-Chloronaphthalene	0.96367	0.94770	0.94770	0.010	1.65684	50.00000	Averaged
73 2-Nitroaniline	0.37355	0.38789	0.38789	0.010	-3.83997	50.00000	Averaged
74 1,2,3,4-Tetrachlorobenzene	0.45647	0.43658	0.43658	0.010	4.35582	50.00000	Averaged
76 Dimethylphthalate	1.18326	1.13824	1.13824	0.010	3.80448	50.00000	Averaged
78 2,6-Dinitrotoluene	0.25986	0.25725	0.25725	0.010	1.00564	50.00000	Averaged
79 Acenaphthylene	1.63674	1.61620	1.61620	0.010	1.25476	50.00000	Averaged
80 1,2-Dinitrobenzene	5.00000	4.64241	0.12545	0.010	7.15175	0.000e+000	Quadratic
81 3-Nitroaniline	0.28241	0.28909	0.28909	0.010	-2.36542	50.00000	Averaged
82 Acenaphthene	1.05453	1.02092	1.02092	0.010	3.18764	20.00000	Averaged
83 2,4-Dinitrophenol	10.00000	9.04916	0.17301	0.050	9.50836	0.000e+000	Quadratic
85 4-Nitrophenol	5.00000	4.70684	0.22445	0.050	5.86326	0.000e+000	Quadratic
86 Dibenzofuran	1.45945	1.38056	1.38056	0.010	5.40573	50.00000	Averaged
87 2,4-Dinitrotoluene	0.36191	0.35265	0.35265	0.010	2.55831	50.00000	Averaged
91 2,3,5,6-Tetrachlorophenol	0.29867	0.25028	0.25028	0.010	16.20093	50.00000	Averaged
93 Diethylphthalate	1.29428	1.22801	1.22801	0.010	5.12039	50.00000	Averaged
94 Fluorene	1.23878	1.18205	1.18205	0.010	4.57986	50.00000	Averaged
95 4-Chlorophenyl-phenylether	0.57411	0.53140	0.53140	0.010	7.43950	50.00000	Averaged
96 4-Nitroaniline	0.32424	0.33095	0.33095	0.010	-2.07072	50.00000	Averaged
98 4,6-Dinitro-2-methylphenol	5.00000	4.81535	0.11823	0.010	3.69307	0.000e+000	Quadratic
99 N-Nitrosodiphenylamine	0.51742	0.52562	0.52562	0.010	-1.58423	20.00000	Averaged
100 1,2-Diphenylhydrazine	0.90973	1.00124	1.00124	0.010	-10.05966	50.00000	Averaged
106 4-Bromophenyl-phenylether	0.19997	0.18833	0.18833	0.010	5.82245	50.00000	Averaged
107 Hexachlorobenzene	0.21227	0.19561	0.19561	0.010	7.85007	50.00000	Averaged
212 Atrazine	0.13598	0.13466	0.13466	0.010	0.97015	50.00000	Averaged
111 Pentachlorophenol	10.00000	8.23928	0.12319	0.010	17.60721	20.00000	Quadratic
115 Phenanthrene	1.07109	1.03914	1.03914	0.010	2.98262	50.00000	Averaged
116 Anthracene	1.06040	1.07871	1.07871	0.010	-1.72695	50.00000	Averaged
119 Carbazole	0.99968	1.00771	1.00771	0.010	-0.80339	50.00000	Averaged
120 Di-n-Butylphthalate	1.25288	1.33874	1.33874	0.010	-6.85308	50.00000	Averaged
123 Fluoranthene	1.14482	1.12612	1.12612	0.010	1.63344	20.00000	Averaged
124 Benzidine	5.00000	5.80490	0.56828	0.010	-16.09804	0.000e+000	Quadratic
125 Pyrene	0.97694	0.98163	0.98163	0.010	-0.48054	50.00000	Averaged
131 Butylbenzylphthalate	0.44883	0.50192	0.50192	0.010	-11.82919	50.00000	Averaged
133 3,3'-Dimethoxybenzidine	0.18098	0.21975	0.21975	0.010	-21.42126	50.00000	Averaged
135 3,3'-Dichlorobenzidine	0.36374	0.38880	0.38880	0.010	-6.88803	50.00000	Averaged
136 Benzo(a)Anthracene	0.98604	0.96635	0.96635	0.010	1.99698	50.00000	Averaged
137 Chrysene	0.92634	0.90647	0.90647	0.010	2.14436	50.00000	Averaged
138 4,4'-Methylene bis(o-chloro	5.00000	5.15133	0.19169	0.010	-3.02654	0.000e+000	Quadratic
139 bis(2-ethylhexyl)Phthalate	0.64343	0.71493	0.71493	0.010	-11.11265	50.00000	Averaged
140 Di-n-octylphthalate	5.00000	5.51864	1.32344	0.010	-10.37289	0.000e+000	Quadratic
141 Benzo(b)fluoranthene	1.06946	1.02495	1.02495	0.010	4.16140	50.00000	Averaged
142 Benzo(k)fluoranthene	1.09485	1.12532	1.12532	0.010	-2.78321	50.00000	Averaged

TestAmerica North Canton

CONTINUING CALIBRATION COMPOUNDS

Instrument ID: a4ag2.i Injection Date: 09-MAR-2010 08:21
Lab File ID: 2SMH0309.D Init. Cal. Date(s): 05-MAR-2010 05-MAR-2010
Analysis Type: Init. Cal. Times: 12:00 14:18
Lab Sample ID: L6 Quant Type: ISTD
Method: \\cansvr11\dd\chem\MSS\a4ag2.i\00309A.b\8270C-625.m

COMPOUND	RRF / AMOUNT	RF5	CCAL RRF5	MIN RRF	%D / %DRIFT	MAX %D / %DRIFT	CURVE TYPE
146 Benzo(a)pyrene	0.97316	0.96976	0.96976	0.010	0.34962	20.00000	Averaged
149 Indeno(1,2,3-cd)pyrene	1.09093	1.14279	1.14279	0.010	-4.75310	50.00000	Averaged
150 Dibenz(a,h)anthracene	0.91307	0.95112	0.95112	0.010	-4.16769	50.00000	Averaged
151 Benzo(g,h,i)perylene	0.88893	0.89887	0.89887	0.010	-1.11813	50.00000	Averaged
$ 154 Nitrobenzene-d5	0.42532	0.38962	0.38962	0.010	8.39527	50.00000	Averaged
$ 155 2-Fluorobiphenyl	1.16623	1.10575	1.10575	0.010	5.18547	50.00000	Averaged
$ 156 Terphenyl-d14	0.62425	0.62365	0.62365	0.010	0.09616	50.00000	Averaged
$ 157 Phenol-d5	1.50079	1.56971	1.56971	0.010	-4.59249	50.00000	Averaged
$ 158 2-Fluorophenol	1.10072	1.14989	1.14989	0.010	-4.46685	50.00000	Averaged
$ 159 2,4,6-Tribromophenol	5.00000	4.18338	0.14473	0.010	16.33245	0.000e+000	Quadratic
$ 186 2-Chlorophenol-d4	1.15536	1.13712	1.13712	0.010	1.57908	50.00000	Averaged
$ 187 1,2-Dichlorobenzene-d4	0.78564	0.76722	0.76722	0.010	2.34470	50.00000	Averaged
M 195 Cresols, total	2.42441	2.43412	2.43412	0.010	-0.40037	50.00000	Averaged
101 Diphenylamine	0.51742	0.52562	0.52562	0.010	-1.58423	50.00000	Averaged

Data File: \\cansvr11\dd\chem\MSS\a4ag2.i\00309A.b\2SHH0309.D
Date : 09-MAR-2010 08:21
Client ID:
Sample Info: L6,00309A,b,8270C-625,3-827042,SUB,2
Column phase: db5.625
Instrument: a4ag2.i
Operator: 046900
Column diameter: 0.32
\\cansvr11\dd\chem\MSS\a4ag2.i\00309A.b\2SHH0309.D
Y (x10^7)
Min
-Pyridine+
-3-Chloropropionitrile
-2-Fluorophenol
-Benzaldehyde+
-bis(2-Chloroethyl)ether+
-1,4-Dichlorobenzene-d4+
-1,2-Dichlorobenzene+
-Acetophenone+
-Hexachloroethane+
-Isophorone
-2-Nitrophenol+
-2,4-Dichlorophenol
-Naphthalene-d8+
-Hexachlorobutadiene+
-Caprolactam
-4-Chloro-3-Methylphenol
-2-Methylnaphthalene
-1-Methylnaphthalene+
-2,4,6-Trichlorophenol+
-2-Nitroaniline
2,4-Toluenediamene+
-Dimethylphthalate+
-Acenaphthylene+
Acenaphthene-d10+
-Dibenzofuran+
-Diethylphthalate
-Fluorene+
-N-Nitrosodiphenylamine+
-2,4,6-Tribromophenol
-4-Bromophenyl-phenylether
-Hexachlorobenzene+
-Pentachlorophenol
-Phenanthrene-d10+
Anthracene
-Carbazole
-Di-n-Butylphthalate
-Fluoranthene
-Benzidine
-Pyrene
-Terphenyl-d14
-Butylbenzylphthalate
-Chrysene-d12+
3,3'-Dimethoxybenzidine+
-Di-n-octylphthalate
-Benzo(b)fluoranthene+
-Perylene-d12+
-Indeno(1,2,3-cd)pyrene+
-Benzo(g,h,i)perylene

TestAmerica North Canton

Semivolatile REPORT SW-846 Method 8270

Data file : \\cansvr11\dd\chem\MSS\a4ag2.i\00309A.b\2SMH0309.D
Lab Smp Id: L6
Inj Date : 09-MAR-2010 08:21 Inst ID: a4ag2.i
Operator : 046900
Smp Info : L6,00309A.b,8270C-625,3-827042.SUB,2
Misc Info :
Comment :
Method : \\cansvr11\dd\chem\MSS\a4ag2.i\00309A.b\8270C-625.m
Meth Date : 09-Mar-2010 08:35 hulat Quant Type: ISTD
Cal Date : 05-MAR-2010 14:18 Cal File: 2SLL0305.D
Als bottle: 2 Continuing Calibration Sample
Dil Factor: 1.00000
Integrator: HP RTE Compound Sublist: 3-827042.SUB
Target Version: 4.14
Processing Host: CANPMSSV04

	Compounds	QUANT SIG MASS	RT	EXP RT	REL RT	RESPONSE	AMOUNTS CAL-AMT (NG)	ON-COL (NG)
* 1	1,4-Dichlorobenzene-d4	152	3.427	3.427	(1.000)	240542	2.00000	
* 2	Naphthalene-d8	136	4.321	4.321	(1.000)	982966	2.00000	
* 3	Acenaphthene-d10	164	5.592	5.592	(1.000)	536785	2.00000	
* 4	Phenanthrene-d10	188	6.686	6.686	(1.000)	867481	2.00000	
* 5	Chrysene-d12	240	8.651	8.651	(1.000)	1050355	2.00000	
* 6	Perylene-d12	264	9.974	9.974	(1.000)	957161	2.00000	
198	1,4-Dioxane	88	1.616	1.616	(0.471)	313327	5.00000	4.8887(M)
9	Pyridine	79	1.810	1.810	(0.528)	869990	5.00000	5.4575
10	N-Nitrosodimethylamine	74	1.780	1.780	(0.520)	449862	5.00000	5.0110
12	3-Chloropropionitrile	54	2.186	2.186	(0.638)	446603	5.00000	5.5037
209	Benzaldehyde	77	3.133	3.133	(0.914)	574402	5.00000	4.9308
21	Aniline	93	3.198	3.198	(0.933)	1171177	5.00000	5.1104
22	Phenol	94	3.151	3.151	(0.919)	988152	5.00000	5.1918
23	bis(2-Chloroethyl)ether	93	3.221	3.221	(0.940)	865612	5.00000	5.0344
24	2-Chlorophenol	128	3.286	3.286	(0.959)	756503	5.00000	4.9856
26	1,3-Dichlorobenzene	146	3.392	3.392	(0.990)	764481	5.00000	4.8619
27	1,4-Dichlorobenzene	146	3.439	3.439	(1.003)	750149	5.00000	4.8314
28	1,2-Dichlorobenzene	146	3.545	3.545	(1.034)	714227	5.00000	4.7327
29	Benzyl Alcohol	108	3.498	3.498	(1.021)	504205	5.00000	4.9220
30	2-Methylphenol	108	3.563	3.563	(1.039)	722906	5.00000	5.0564
31	bis(2-Chloroisopropyl)ether	45	3.586	3.586	(1.046)	1001566	5.00000	5.6507
37	Acetophenone	105	3.692	3.692	(1.077)	1062520	5.00000	4.9926
32	N-Nitroso-di-n-propylamine	70	3.680	3.680	(1.074)	656087	5.00000	5.0676
192	4-Methylphenol	108	3.668	3.668	(1.070)	740864	5.00000	4.9850
34	Hexachloroethane	117	3.786	3.786	(1.105)	323079	5.00000	4.9639
35	Nitrobenzene	77	3.816	3.816	(0.883)	948590	5.00000	4.9588
41	Isophorone	82	3.974	3.974	(0.920)	1702298	5.00000	4.9733
42	2-Nitrophenol	139	4.039	4.039	(0.935)	393338	5.00000	5.1488
43	2,4-Dimethylphenol	107	4.045	4.045	(0.936)	844753	5.00000	5.1439
44	bis(2-Chloroethoxy)methane	93	4.110	4.110	(0.951)	908895	5.00000	5.1797
46	2,4-Toluenediamene	121	5.145	5.145	(1.191)	418700	5.00000	5.8768
47	1,3,5-Trichlorobenzene	180	4.051	4.051	(0.937)	627300	5.00000	4.7389
48	2,4-Dichlorophenol	162	4.210	4.210	(0.974)	537282	5.00000	4.6323

Compounds	QUANT SIG MASS	RT	EXP RT	REL RT	RESPONSE	AMOUNTS CAL-AMT (NG)	AMOUNTS ON-COL (NG)
49 Benzoic Acid	122	4.116	4.116	(0.952)	576333	10.0000	5.9188(M)
50 1,2,4-Trichlorobenzene	180	4.274	4.274	(0.989)	618636	5.00000	4.7225
51 Naphthalene	128	4.339	4.339	(1.004)	2221513	5.00000	4.7779
52 4-Chloroaniline	127	4.357	4.357	(1.008)	920405	5.00000	4.8344
56 Hexachlorobutadiene	225	4.415	4.415	(1.022)	362428	5.00000	4.5793
210 Caprolactam	113	4.604	4.604	(1.065)	253689	5.00000	4.8763(Q)
57 1,2,3-Trichlorobenzene	180	4.439	4.439	(1.027)	579871	5.00000	4.6786
59 4-Chloro-3-Methylphenol	107	4.692	4.692	(1.086)	674071	5.00000	4.6733
62 2-Methylnaphthalene	142	4.827	4.827	(1.117)	1221234	5.00000	4.8061
63 1-Methylnaphthalene	142	4.904	4.904	(1.135)	1419063	5.00000	4.8256
64 Hexachlorocyclopentadiene	237	4.945	4.945	(0.884)	402757	5.00000	4.7952
66 2,4,6-Trichlorophenol	196	5.027	5.027	(0.899)	389591	5.00000	4.7134
67 2,4,5-Trichlorophenol	196	5.057	5.057	(0.904)	412220	5.00000	4.5205
211 1,1'-Biphenyl	154	5.162	5.162	(0.923)	1826221	5.00000	5.1224
68 1,2,3,5-Tetrachlorobenzene	216	4.945	4.945	(0.884)	635337	5.00000	4.8096
70 2-Chloronaphthalene	162	5.186	5.186	(0.927)	1271778	5.00000	4.9172
73 2-Nitroaniline	65	5.245	5.245	(0.938)	520536	5.00000	5.1920
74 1,2,3,4-Tetrachlorobenzene	216	5.162	5.162	(0.923)	585877	5.00000	4.7822
76 Dimethylphthalate	163	5.362	5.362	(0.959)	1527474	5.00000	4.8098
78 2,6-Dinitrotoluene	165	5.410	5.410	(0.967)	345222	5.00000	4.9497
79 Acenaphthylene	152	5.492	5.492	(0.982)	2168877	5.00000	4.9373
80 1,2-Dinitrobenzene	168	5.457	5.457	(0.976)	168355	5.00000	4.6424
81 3-Nitroaniline	138	5.545	5.545	(0.992)	387949	5.00000	5.1183
82 Acenaphthene	153	5.615	5.615	(1.004)	1370030	5.00000	4.8406
83 2,4-Dinitrophenol	184	5.615	5.615	(1.004)	464347	10.0000	9.0492
85 4-Nitrophenol	109	5.645	5.645	(1.009)	301204	5.00000	4.7068
86 Dibenzofuran	168	5.739	5.739	(1.026)	1852660	5.00000	4.7297
87 2,4-Dinitrotoluene	165	5.710	5.710	(1.021)	473240	5.00000	4.8721
91 2,3,5,6-Tetrachlorophenol	232	5.792	5.792	(1.036)	335865	5.00000	4.1900
93 Diethylphthalate	149	5.868	5.868	(1.049)	1647937	5.00000	4.7440
94 Fluorene	166	5.992	5.992	(1.072)	1586267	5.00000	4.7710
95 4-Chlorophenyl-phenylether	204	5.974	5.974	(1.068)	713122	5.00000	4.6280
96 4-Nitroaniline	138	5.992	5.992	(1.072)	444124	5.00000	5.1035
98 4,6-Dinitro-2-methylphenol	198	6.009	6.009	(0.899)	256410	5.00000	4.8153
99 N-Nitrosodiphenylamine	169	6.057	6.057	(0.906)	1139915	5.00000	5.0792
100 1,2-Diphenylhydrazine	77	6.092	6.092	(0.911)	2171399	5.00000	5.5030
106 4-Bromophenyl-phenylether	248	6.339	6.339	(0.948)	408434	5.00000	4.7089
107 Hexachlorobenzene	284	6.404	6.404	(0.958)	424210	5.00000	4.6075
212 Atrazine	200	6.427	6.427	(0.961)	292032	5.00000	4.9515
111 Pentachlorophenol	266	6.539	6.539	(0.978)	534329	10.0000	8.2393
115 Phenanthrene	178	6.704	6.704	(1.003)	2253589	5.00000	4.8509
116 Anthracene	178	6.739	6.739	(1.008)	2339410	5.00000	5.0863
119 Carbazole	167	6.845	6.845	(1.024)	2185425	5.00000	5.0402
120 Di-n-Butylphthalate	149	7.062	7.062	(1.056)	2903334	5.00000	5.3426
123 Fluoranthene	202	7.580	7.580	(1.134)	2442211	5.00000	4.9183
124 Benzidine	184	7.656	7.656	(0.885)	1492233	5.00000	5.8049
125 Pyrene	202	7.756	7.756	(0.897)	2577658	5.00000	5.0240
131 Butylbenzylphthalate	149	8.174	8.174	(0.945)	1317983	5.00000	5.5914
133 3,3'-Dimethoxybenzidine	244	8.568	8.568	(0.990)	577049	5.00000	6.0711
135 3,3'-Dichlorobenzidine	252	8.603	8.603	(0.995)	1020943	5.00000	5.3444
136 Benzo(a)Anthracene	228	8.645	8.645	(0.999)	2537516	5.00000	4.9002
137 Chrysene	228	8.674	8.674	(1.003)	2380294	5.00000	4.8928
138 4,4'-Methylene bis(o-chloroan	231	8.598	8.598	(0.994)	503357	5.00000	5.1513
139 bis(2-ethylhexyl)Phthalate	149	8.586	8.586	(0.993)	1877338	5.00000	5.5556

Compounds	QUANT SIG MASS	RT	EXP RT	REL RT	RESPONSE	AMOUNTS CAL-AMT (NG)	AMOUNTS ON-COL (NG)
140 Di-n-octylphthalate	149	9.086	9.086	(0.911)	3166874	5.00000	5.5186
141 Benzo(b)fluoranthene	252	9.568	9.568	(0.959)	2452616	5.00000	4.7919
142 Benzo(k)fluoranthene	252	9.598	9.598	(0.962)	2692780	5.00000	5.1392
146 Benzo(a)pyrene	252	9.921	9.921	(0.995)	2320532	5.00000	4.9825
149 Indeno(1,2,3-cd)pyrene	276	11.403	11.403	(1.143)	2734575	5.00000	5.2376
150 Dibenz(a,h)anthracene	278	11.409	11.409	(1.144)	2275940	5.00000	5.2084
151 Benzo(g,h,i)perylene	276	11.839	11.839	(1.187)	2150898	5.00000	5.0559
$ 154 Nitrobenzene-d5	82	3.804	3.804	(0.880)	957449	5.00000	4.5802
$ 155 2-Fluorobiphenyl	172	5.086	5.086	(0.910)	1483880	5.00000	4.7407
$ 156 Terphenyl-d14	244	7.839	7.839	(0.906)	1637630	5.00000	4.9952
$ 157 Phenol-d5	99	3.139	3.139	(0.916)	943955	5.00000	5.2296
$ 158 2-Fluorophenol	112	2.557	2.557	(0.746)	691490	5.00000	5.2233
$ 159 2,4,6-Tribromophenol	330	6.168	6.168	(1.103)	194227	5.00000	4.1834
$ 186 2-Chlorophenol-d4	132	3.274	3.274	(0.955)	683812	5.00000	4.9210
$ 187 1,2-Dichlorobenzene-d4	152	3.539	3.539	(1.033)	461372	5.00000	4.8828
M 195 Cresols, total	100				1463770	5.00000	10.041
101 Diphenylamine	169	6.057	6.057	(0.906)	1139915	5.00000	5.0792

QC Flag Legend

Q - Qualifier signal failed the ratio test.
M - Compound response manually integrated.

Data File Name: 2SMH0309.D
Inj. Date and Time: 09-MAR-2010 08:21
Instrument ID: a4ag2.i
Client ID:
Compound Name: 1,4-Dioxane
CAS #: 123-91-1
Report Date: 03/09/2010

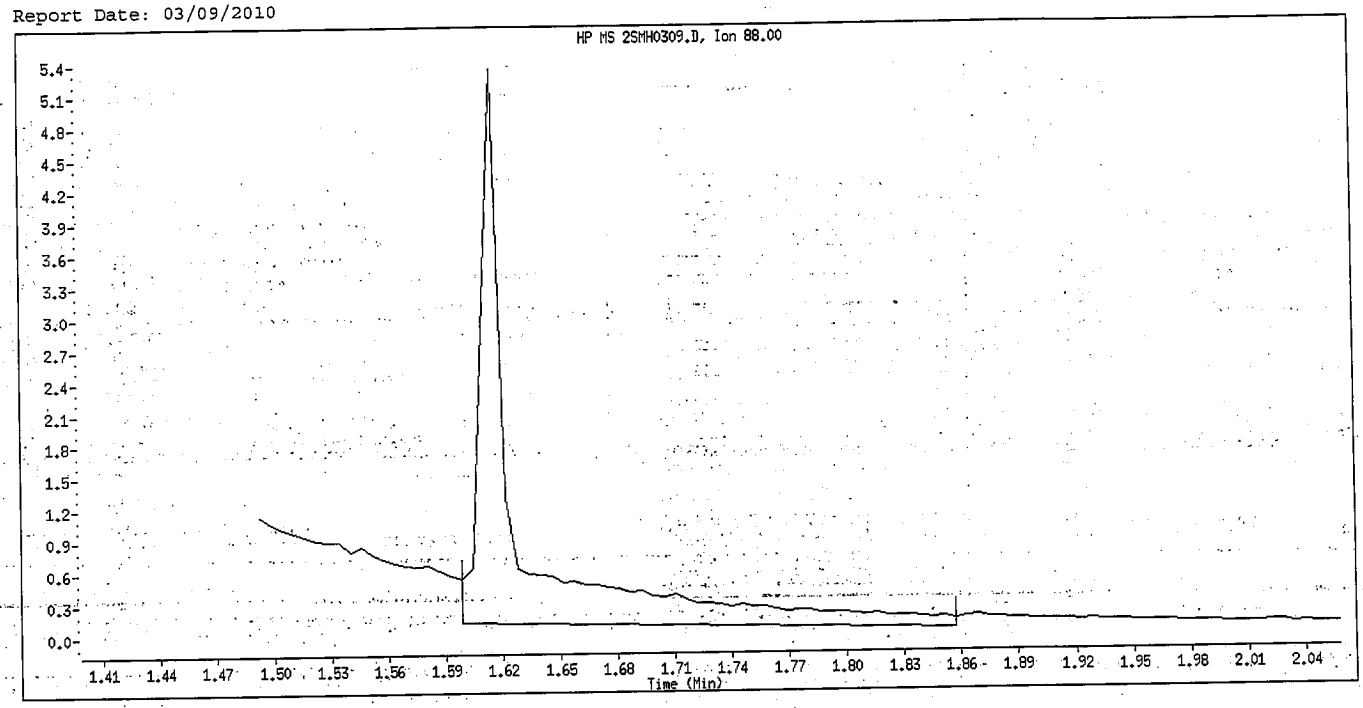

Original Integration

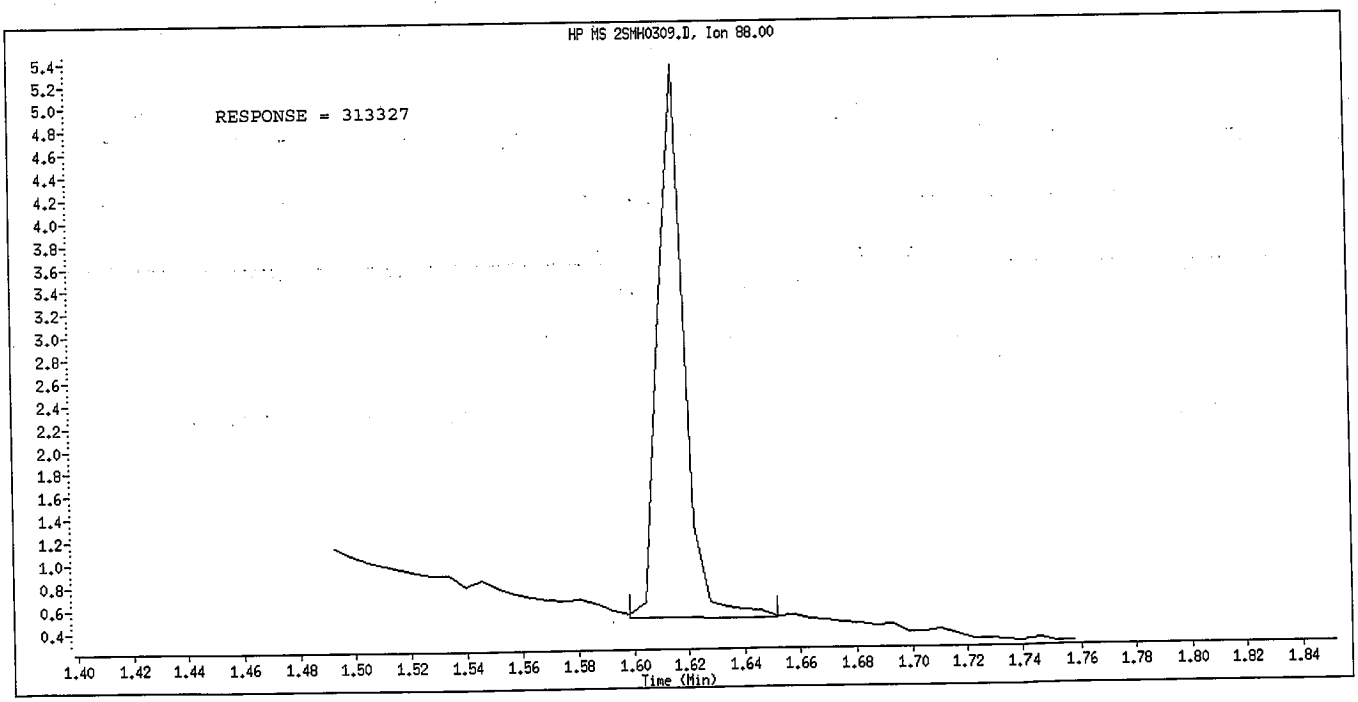

Manual Integration

Manually Integrated By: hulat
Manual Integration Reason: Poor Chromatography

Data File Name: 2SMH0309.D
Inj. Date and Time: 09-MAR-2010 08:21
Instrument ID: a4ag2.i
Client ID:
Compound Name: Benzoic Acid
CAS #: 65-85-0
Report Date: 03/09/2010

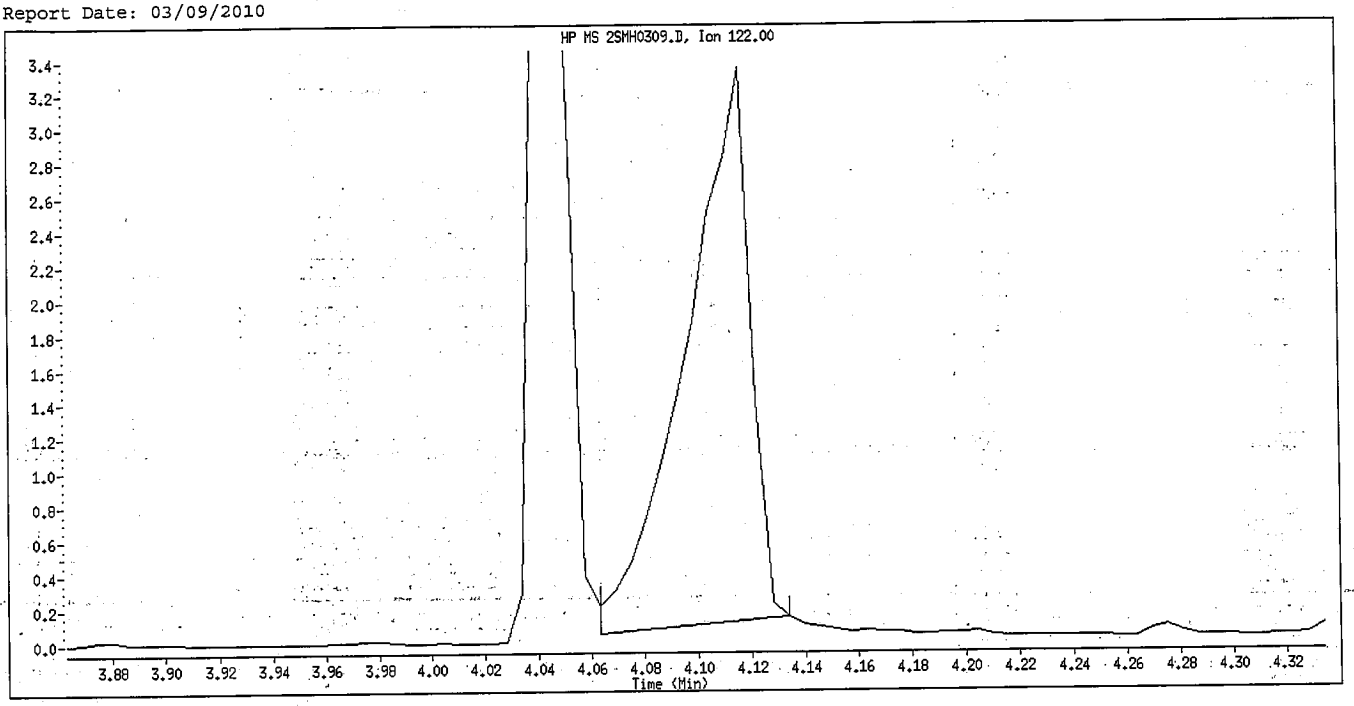

Original Integration

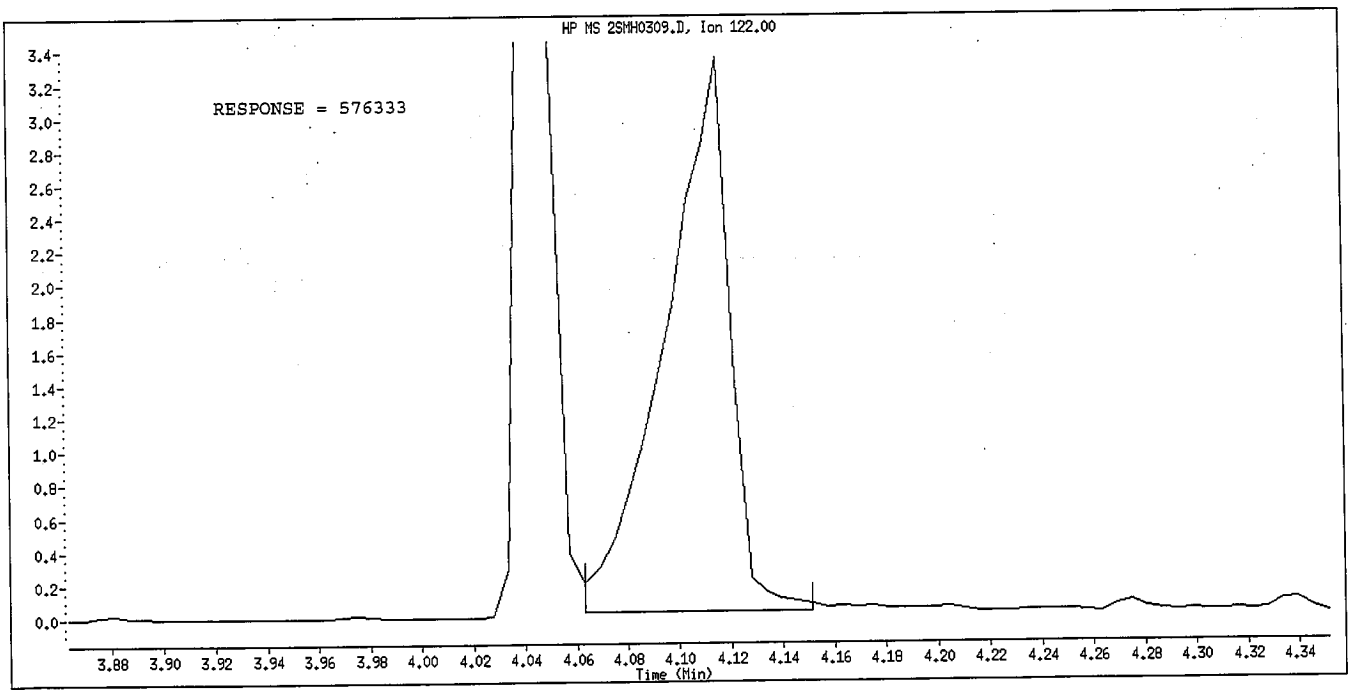

Manual Integration

Manually Integrated By: hulat
Manual Integration Reason: Poor Chromatography

(PAH)

TestAmerica North Canton

RECOVERY REPORT

Client Name:
Sample Matrix: LIQUID
Lab Smp Id: QCMRL
Level: LOW
Data Type: MS DATA
SpikeList File: qcmrl.spk
Sublist File: qcmrl.sub
Method File: \\cansvr11\dd\chem\MSS\a4ag2.i\00309A.b\8270C-625.m
Misc Info:

Client SDG: SDGa00195
Fraction: SV

Operator: 046900
SampleType: mrl
Quant Type: ISTD

SPIKE COMPOUND	CONC ADDED ug/L	CONC RECOVERED ug/L	% RECOVERED	LIMITS
82 Acenaphthene	10.000	10.210	102.10	70-130
79 Acenaphthylene	10.000	10.272	102.72	70-130
116 Anthracene	10.000	9.9285	99.28	70-130
136 Benzo(a)Anthracene	10.000	9.7632	97.63	70-130
141 Benzo(b)fluoranthe	10.000	10.361	103.61	70-130
151 Benzo(g,h,i)peryle	10.000	10.170	101.70	70-130
146 Benzo(a)pyrene	10.000	10.095	100.95	70-130
29 Benzyl Alcohol	10.000	10.029	100.29	70-130
44 bis(2-Chloroethoxy	10.000	10.801	108.01	70-130
23 bis(2-Chloroethyl)	10.000	9.6175	96.18	70-130
31 bis(2-Chloroisopro	10.000	11.711	117.11	70-130
139 bis(2-ethylhexyl)P	10.000	10.876	108.76	70-130
106 4-Bromophenyl-phen	10.000	9.5089	95.09	70-130
131 Butylbenzylphthala	10.000	10.892	108.92	70-130
52 4-Chloroaniline	10.000	9.8559	98.56	70-130
70 2-Chloronaphthalen	10.000	10.292	102.92	70-130
95 4-Chlorophenyl-phe	10.000	9.4491	94.49	70-130
137 Chrysene	10.000	9.6844	96.84	70-130
150 Dibenz(a,h)anthrac	10.000	10.469	104.69	70-130
86 Dibenzofuran	10.000	9.8910	98.91	70-130
120 Di-n-Butylphthalat	10.000	10.418	104.18	70-130
28 1,2-Dichlorobenzen	10.000	9.9202	99.20	70-130
26 1,3-Dichlorobenzen	10.000	10.028	100.28	70-130
27 1,4-Dichlorobenzen	10.000	10.121	101.21	70-130
135 3,3'-Dichlorobenzi	10.000	10.345	103.45	70-130
93 Diethylphthalate	10.000	9.4035	94.04	70-130
76 Dimethylphthalate	10.000	9.7850	97.85	70-130
87 2,4-Dinitrotoluene	10.000	9.7525	97.53	70-130
78 2,6-Dinitrotoluene	10.000	9.9285	99.28	70-130
140 Di-n-octylphthalat	10.000	11.357	113.57	70-130
123 Fluoranthene	10.000	9.4940	94.94	70-130
94 Fluorene	10.000	9.7569	97.57	70-130
107 Hexachlorobenzene	10.000	9.2184	92.18	70-130
56 Hexachlorobutadien	10.000	9.3044	93.04	70-130
64 Hexachlorocyclopen	10.000	10.104	101.04	70-130
34 Hexachloroethane	10.000	10.424	104.24	70-130
149 Indeno(1,2,3-cd)py	10.000	10.465	104.65	70-130
41 Isophorone	10.000	10.528	105.28	70-130
63 1-Methylnaphthalen	10.000	9.7081	97.08	70-130
62 2-Methylnaphthalen	10.000	9.7618	97.62	70-130

SPIKE COMPOUND	CONC ADDED ug/L	CONC RECOVERED ug/L	% RECOVERED	LIMITS
51 Naphthalene	10.000	9.7391	97.39	70-130
73 2-Nitroaniline	10.000	10.792	107.92	70-130
81 3-Nitroaniline	10.000	10.460	104.60	70-130
96 4-Nitroaniline	10.000	10.372	103.72	70-130
35 Nitrobenzene	10.000	10.220	102.20	70-130
32 N-Nitroso-di-n-pro	10.000	11.022	110.23	70-130
99 N-Nitrosodiphenyla	10.000	10.100	101.01	70-130
115 Phenanthrene	10.000	9.7175	97.17	70-130
125 Pyrene	10.000	9.9862	99.86	70-130
50 1,2,4-Trichloroben	10.000	9.7544	97.54	70-130
49 Benzoic Acid	20.000	10.031	50.16*	70-130
59 4-Chloro-3-Methylp	10.000	9.7283	97.28	70-130
24 2-Chlorophenol	10.000	10.149	101.49	70-130
48 2,4-Dichlorophenol	10.000	9.4713	94.71	70-130
43 2,4-Dimethylphenol	10.000	10.499	104.99	70-130
98 4,6-Dinitro-2-meth	10.000	10.018	100.18	70-130
83 2,4-Dinitrophenol	20.000	19.746	98.73	70-130
30 2-Methylphenol	10.000	10.092	100.92	70-130
192 4-Methylphenol	10.000	10.539	105.39	70-130
42 2-Nitrophenol	10.000	10.682	106.82	70-130
85 4-Nitrophenol	10.000	10.419	104.19	70-130
111 Pentachlorophenol	20.000	16.008	80.04	70-130
22 Phenol	10.000	10.927	109.27	70-130
67 2,4,5-Trichlorophe	10.000	9.1791	91.79	70-130
66 2,4,6-Trichlorophe	10.000	10.051	100.51	70-130
119 Carbazole	10.000	9.9906	99.91	70-130
142 Benzo(k)fluoranthe	10.000	9.6556	96.56	70-130
37 Acetophenone	10.000	10.479	104.79	70-130
209 Benzaldehyde	10.000	10.983	109.83	70-130
210 Caprolactam	10.000	9.9695	99.69	70-130
211 1,1'-Biphenyl	10.000	10.671	106.71	70-130
212 Atrazine	10.000	9.8157	98.16	70-130


Y (x10^7)
Min
-Pyridine+
-3-Chloropropionitrile
-2-Fluorophenol
-Benzaldehyde+
-bis(2-Chloroethyl)ether+
-1,4-Dichlorobenzene-d4+
-1,2-Dichlorobenzene+
-Acetophenone+
-Hexachloroethane+
-Isophorone+
-2-Nitrophenol+
-2,4-Dichlorophenol
-Naphthalene-d8+
-Hexachlorobutadiene+
-Caprolactam
-4-Chloro-3-Methylphenol
-2-Methylnaphthalene
-1-Methylnaphthalene+
-2,4,6-Trichlorophenol+
-2-Nitroaniline
2,4-Toluenediamene+
-Dimethylphthalate+
-Acenaphthylene+
Acenaphthene-d10+
-Dibenzofuran+
-Diethylphthalate
-Fluorene+
-N-Nitrosodiphenylamine+
-2,4,6-Tribromophenol
-4-Bromophenyl-phenylether
-Hexachlorobenzene+
-Pentachlorophenol
-Phenanthrene-d10+
-Carbazole
-Di-n-Butylphthalate
-Fluoranthene
-Benzidine
-Pyrene
-Terphenyl-d14
-Butylbenzylphthalate
-3,3'-Dimethoxybenzidine+
-Chrysene-d12+
-Di-n-octylphthalate
-Benzo(b)fluoranthene+
-Perylene-d12+
-Indeno(1,2,3-cd)pyrene+
-Benzo(g,h,i)perylene
\\cansvr11\dd\chem\MSS\a4ag2.i\00309A.b\DCMRL.D

TestAmerica North Canton

Semivolatile REPORT SW-846 Method 8270

Data file : \\cansvr11\dd\chem\MSS\a4ag2.i\00309A.b\QCMRL.D
Lab Smp Id: QCMRL
Inj Date : 09-MAR-2010 08:38 Inst ID: a4ag2.i
Operator : 046900
Smp Info : QCMRL,00309A.b,8270C-625,3-827042.SUB
Misc Info :
Comment :
Method : \\cansvr11\dd\chem\MSS\a4ag2.i\00309A.b\8270C-625.m
Meth Date : 09-Mar-2010 08:37 hulat Quant Type: ISTD
Cal Date : 05-MAR-2010 14:18 Cal File: 2SLL0305.D
Als bottle: 3 QC Sample: mrl
Dil Factor: 1.00000
Integrator: HP RTE Compound Sublist: qcmrl.sub
Target Version: 4.14
Processing Host: CANPMSSV04

Concentration Formula: Amt * DF * Uf * Vt/(Vo * Vi) * CpndVariable

Name	Value	Description
DF	1.000	Dilution Factor
Uf	1.000	ng unit correction factor
Vt	2000.000	Volume of final extract (uL)
Vo	1000.000	Volume of sample extracted (mL)
Vi	0.50000	Volume injected (uL)
Cpnd Variable		Local Compound Variable

Compounds	QUANT SIG MASS	RT	EXP RT	REL RT	RESPONSE	CONCENTRATIONS ON-COLUMN (NG)	CONCENTRATIONS FINAL (ug/L)
* 1 1,4-Dichlorobenzene-d4	152	3.427	3.427	(1.000)	336076	2.00000	
* 2 Naphthalene-d8	136	4.321	4.321	(1.000)	1386817	2.00000	
* 3 Acenaphthene-d10	164	5.592	5.592	(1.000)	742896	2.00000	
* 4 Phenanthrene-d10	188	6.680	6.686	(1.000)	1220015	2.00000	
* 5 Chrysene-d12	240	8.651	8.651	(1.000)	1447771	2.00000	
* 6 Perylene-d12	264	9.974	9.974	(1.000)	1306631	2.00000	
198 1,4-Dioxane	88	1.627	1.616	(0.475)	241171	2.69322	10.773(QM)
9 Pyridine	79	1.822	1.810	(0.532)	597880	2.68440	10.738
10 N-Nitrosodimethylamine	74	1.786	1.780	(0.521)	359849	2.86892	11.476
12 3-Chloropropionitrile	54	2.186	2.186	(0.638)	320430	2.82632	11.305
209 Benzaldehyde	77	3.133	3.133	(0.914)	446893	2.74574	10.983
21 Aniline	93	3.198	3.198	(0.933)	872161	2.72384	10.895
22 Phenol	94	3.151	3.151	(0.919)	726414	2.73172	10.927
23 bis(2-Chloroethyl)ether	93	3.221	3.221	(0.940)	577599	2.40439	9.6175
24 2-Chlorophenol	128	3.286	3.286	(0.959)	537884	2.53719	10.149
26 1,3-Dichlorobenzene	146	3.392	3.392	(0.990)	550745	2.50695	10.028
27 1,4-Dichlorobenzene	146	3.439	3.439	(1.003)	548870	2.53018	10.121
28 1,2-Dichlorobenzene	146	3.551	3.545	(1.036)	522917	2.48005	9.9202
29 Benzyl Alcohol	108	3.498	3.498	(1.021)	358859	2.50733	10.029
30 2-Methylphenol	108	3.563	3.563	(1.039)	503990	2.52312	10.092

	Compounds	QUANT SIG MASS	RT	EXP RT	REL RT	RESPONSE	CONCENTRATIONS ON-COLUMN (NG)	CONCENTRATIONS FINAL (ug/L)
31	bis(2-Chloroisopropyl)ether	45	3.586	3.586	(1.046)	725021	2.92771	11.711
37	Acetophenone	105	3.692	3.692	(1.077)	778949	2.61973	10.479
32	N-Nitroso-di-n-propylamine	70	3.680	3.680	(1.074)	498461	2.75564	11.022
192	4-Methylphenol	108	3.668	3.668	(1.070)	547107	2.63482	10.539
34	Hexachloroethane	117	3.786	3.786	(1.105)	236983	2.60609	10.424
35	Nitrobenzene	77	3.816	3.816	(0.883)	689574	2.55507	10.220
41	Isophorone	82	3.974	3.974	(0.920)	1270976	2.63190	10.528
42	2-Nitrophenol	139	4.039	4.039	(0.935)	287822	2.67043	10.682
43	2,4-Dimethylphenol	107	4.045	4.045	(0.936)	608136	2.62471	10.499
44	bis(2-Chloroethoxy)methane	93	4.110	4.110	(0.951)	668513	2.70036	10.801
46	2,4-Toluenediamene	121	5.139	5.145	(1.189)	297139	2.95608	11.824
47	1,3,5-Trichlorobenzene	180	4.051	4.051	(0.937)	460733	2.46701	9.8680
48	2,4-Dichlorophenol	162	4.204	4.210	(0.973)	387465	2.36782	9.4713
49	Benzoic Acid	122	4.104	4.116	(0.950)	262179	2.50781	10.031(R)
50	1,2,4-Trichlorobenzene	180	4.274	4.274	(0.989)	450699	2.43859	9.7544
51	Naphthalene	128	4.333	4.339	(1.003)	1597171	2.43478	9.7391
52	4-Chloroaniline	127	4.357	4.357	(1.008)	661837	2.46398	9.8559
56	Hexachlorobutadiene	225	4.415	4.415	(1.022)	259735	2.32610	9.3044
210	Caprolactam	113	4.598	4.604	(1.064)	182938	2.49237	9.9695(Q)
57	1,2,3-Trichlorobenzene	180	4.439	4.439	(1.027)	410507	2.34762	9.3905
59	4-Chloro-3-Methylphenol	107	4.686	4.692	(1.084)	494920	2.43207	9.7283
62	2-Methylnaphthalene	142	4.827	4.827	(1.117)	874895	2.44046	9.7618
63	1-Methylnaphthalene	142	4.904	4.904	(1.135)	1006932	2.42702	9.7081
64	Hexachlorocyclopentadiene	237	4.945	4.945	(0.884)	276974	2.52589	10.104
66	2,4,6-Trichlorophenol	196	5.027	5.027	(0.899)	287454	2.51285	10.051
67	2,4,5-Trichlorophenol	196	5.057	5.057	(0.904)	289609	2.29477	9.1791
211	1,1'-Biphenyl	154	5.157	5.162	(0.922)	1316306	2.66779	10.671
68	1,2,3,5-Tetrachlorobenzene	216	4.939	4.945	(0.883)	450394	2.46360	9.8544
70	2-Chloronaphthalene	162	5.186	5.186	(0.927)	921009	2.57300	10.292
73	2-Nitroaniline	65	5.245	5.245	(0.938)	374371	2.69810	10.792
74	1,2,3,4-Tetrachlorobenzene	216	5.163	5.162	(0.923)	420732	2.48142	9.9257
76	Dimethylphthalate	163	5.357	5.362	(0.958)	1075175	2.44626	9.7850
78	2,6-Dinitrotoluene	165	5.410	5.410	(0.967)	239590	2.48212	9.9285
79	Acenaphthylene	152	5.492	5.492	(0.982)	1561180	2.56789	10.272
80	1,2-Dinitrobenzene	168	5.457	5.457	(0.976)	123243	2.55232	10.209
81	3-Nitroaniline	138	5.539	5.545	(0.991)	274318	2.61502	10.460
82	Acenaphthene	153	5.615	5.615	(1.004)	999784	2.55240	10.210
83	2,4-Dinitrophenol	184	5.615	5.615	(1.004)	312184	4.93648	19.746(Q)
85	4-Nitrophenol	109	5.645	5.645	(1.009)	205363	2.60469	10.419
86	Dibenzofuran	168	5.739	5.739	(1.026)	1340512	2.47276	9.8910
87	2,4-Dinitrotoluene	165	5.704	5.710	(1.020)	327757	2.43813	9.7525
91	2,3,5,6-Tetrachlorophenol	232	5.792	5.792	(1.036)	234706	2.11564	8.4625
93	Diethylphthalate	149	5.868	5.868	(1.049)	1130201	2.35088	9.4035
94	Fluorene	166	5.992	5.992	(1.072)	1122393	2.43922	9.7569
95	4-Chlorophenyl-phenylether	204	5.974	5.974	(1.068)	503763	2.36228	9.4491
96	4-Nitroaniline	138	5.986	5.992	(1.070)	312291	2.59298	10.372
98	4,6-Dinitro-2-methylphenol	198	6.010	6.009	(0.900)	172408	2.50460	10.018
99	N-Nitrosodiphenylamine	169	6.057	6.057	(0.907)	797011	2.52513	10.100
100	1,2-Diphenylhydrazine	77	6.092	6.092	(0.912)	1534185	2.76459	11.058
106	4-Bromophenyl-phenylether	248	6.333	6.339	(0.948)	289988	2.37723	9.5089
107	Hexachlorobenzene	284	6.404	6.404	(0.959)	298414	2.30461	9.2184
212	Atrazine	200	6.427	6.427	(0.962)	203546	2.45394	9.8157
111	Pentachlorophenol	266	6.539	6.539	(0.979)	326798	4.00206	16.008
115	Phenanthrene	178	6.704	6.704	(1.004)	1587285	2.42937	9.7175

Compounds	QUANT SIG MASS	RT	EXP RT	REL RT	RESPONSE	CONCENTRATIONS ON-COLUMN (NG)	CONCENTRATIONS FINAL (ug/L)
116 Anthracene	178	6.739	6.739	(1.009)	1605565	2.48212	9.9285
119 Carbazole	167	6.845	6.845	(1.025)	1523092	2.49764	9.9906
120 Di-n-Butylphthalate	149	7.056	7.062	(1.056)	1990569	2.60455	10.418
123 Fluoranthene	202	7.580	7.580	(1.135)	1657532	2.37351	9.4940
124 Benzidine	184	7.651	7.656	(0.884)	942465	2.83015	11.321
125 Pyrene	202	7.756	7.756	(0.897)	1765549	2.49656	9.9862
131 Butylbenzylphthalate	149	8.174	8.174	(0.945)	884708	2.72302	10.892
133 3,3'-Dimethoxybenzidine	244	8.562	8.568	(0.990)	376575	2.87435	11.497
135 3,3'-Dichlorobenzidine	252	8.598	8.603	(0.994)	681006	2.58633	10.345
136 Benzo(a)Anthracene	228	8.639	8.645	(0.999)	1742188	2.44080	9.7632
137 Chrysene	228	8.668	8.674	(1.002)	1623500	2.42111	9.6844
138 4,4'-Methylene bis(o-chloroan	231	8.592	8.598	(0.993)	331342	2.60669	10.427
139 bis(2-ethylhexyl)Phthalate	149	8.580	8.586	(0.992)	1266450	2.71904	10.876
140 Di-n-octylphthalate	149	9.086	9.086	(0.911)	2103524	2.83925	11.357
141 Benzo(b)fluoranthene	252	9.562	9.568	(0.959)	1809812	2.59028	10.361
142 Benzo(k)fluoranthene	252	9.592	9.598	(0.962)	1726609	2.41389	9.6556
146 Benzo(a)pyrene	252	9.915	9.921	(0.994)	1604573	2.52379	10.095
149 Indeno(1,2,3-cd)pyrene	276	11.392	11.403	(1.142)	1864723	2.61634	10.465
150 Dibenz(a,h)anthracene	278	11.397	11.409	(1.143)	1561237	2.61724	10.469
151 Benzo(g,h,i)perylene	276	11.827	11.839	(1.186)	1476493	2.54239	10.170
101 Diphenylamine	169	6.057	6.057	(0.907)	797011	2.52513	10.100

QC Flag Legend

Q - Qualifier signal failed the ratio test.
R - Spike/Surrogate failed recovery limits.
M - Compound response manually integrated.

Data File Name: QCMRL.D
Inj. Date and Time: 09-MAR-2010 08:38
Instrument ID: a4ag2.i
Client ID:
Compound Name: 1,4-Dioxane
CAS #: 123-91-1
Report Date: 03/09/2010

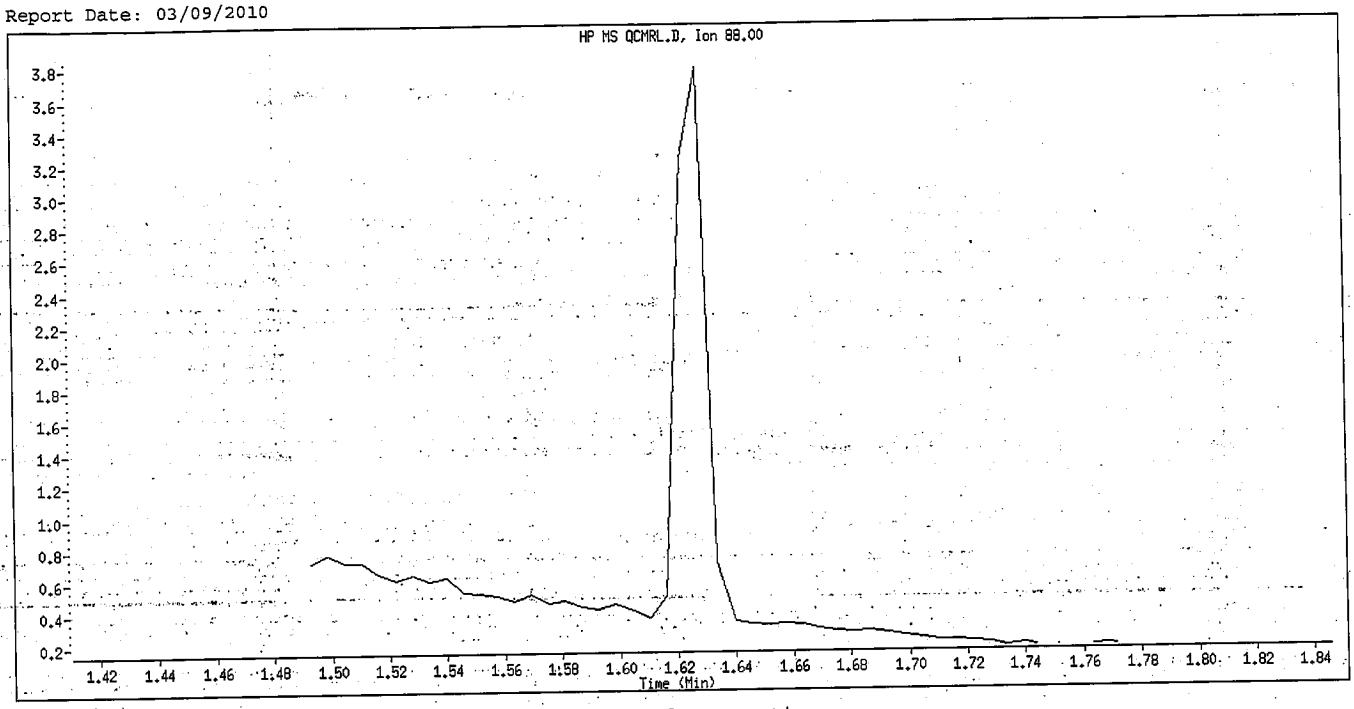

Original Integration

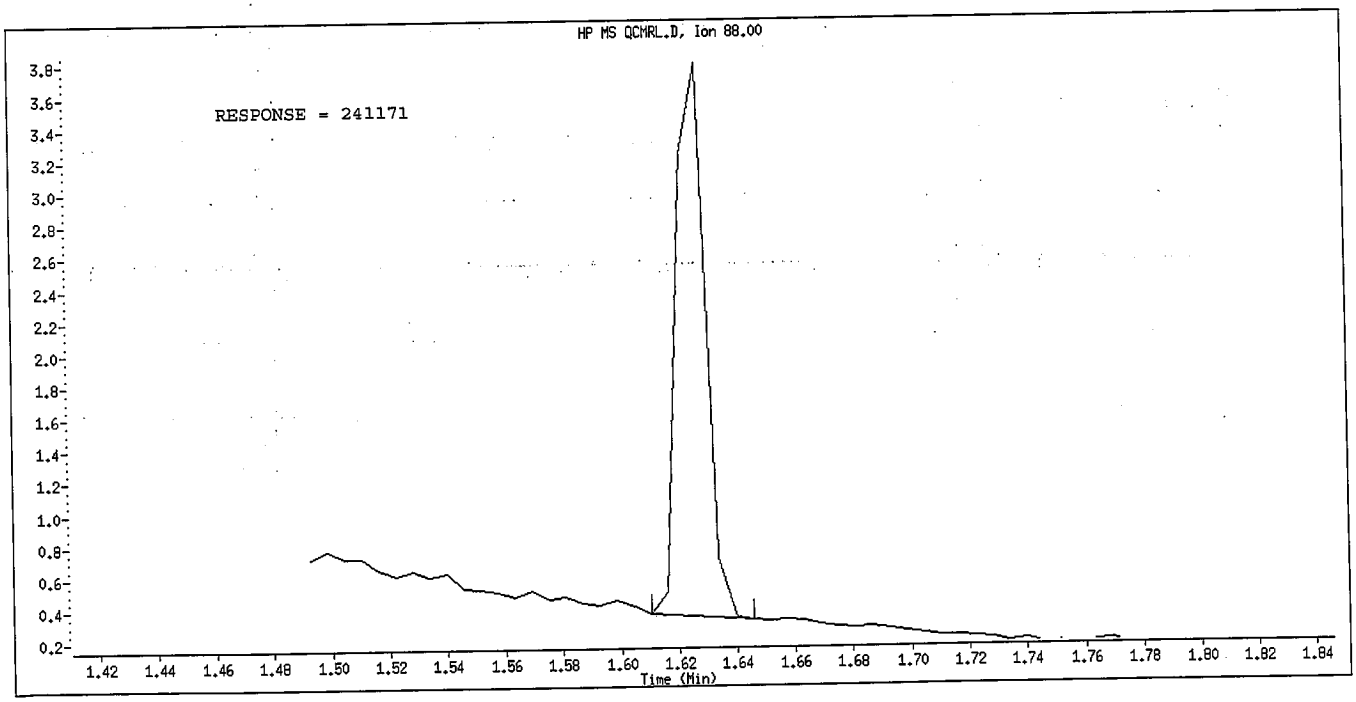

Manual Integration

Manually Integrated By: hulat
Manual Integration Reason: Peak not found

(PAH)

TestAmerica North Canton

RECOVERY REPORT

Client Name:
Sample Matrix: LIQUID
Lab Smp Id: QCMRL2
Level: LOW
Data Type: MS DATA
SpikeList File: qcmrl.spk
Sublist File: qcmrl.sub
Method File: \\cansvr11\dd\chem\MSS\a4ag2.i\00309A.b\8270C-625.m
Misc Info:

Client SDG: SDGa00195
Fraction: SV

Operator: 046900
SampleType: mrl
Quant Type: ISTD

SPIKE	COMPOUND	CONC ADDED ug/L	CONC RECOVERED ug/L	% RECOVERED	LIMITS
82	Acenaphthene	10.000	9.9519	99.52	70-130
79	Acenaphthylene	10.000	9.9845	99.85	70-130
116	Anthracene	10.000	10.013	100.13	70-130
136	Benzo(a)Anthracene	10.000	9.9334	99.33	70-130
141	Benzo(b)fluoranthe	10.000	9.9537	99.54	70-130
151	Benzo(g,h,i)peryle	10.000	10.227	102.27	70-130
146	Benzo(a)pyrene	10.000	10.145	101.45	70-130
29	Benzyl Alcohol	10.000	10.001	100.01	70-130
44	bis(2-Chloroethoxy	10.000	10.512	105.12	70-130
23	bis(2-Chloroethyl)	10.000	10.123	101.23	70-130
31	bis(2-Chloroisopro	10.000	11.918	119.18	70-130
139	bis(2-ethylhexyl)P	10.000	11.369	113.69	70-130
106	4-Bromophenyl-phen	10.000	9.6831	96.83	70-130
131	Butylbenzylphthala	10.000	10.940	109.40	70-130
52	4-Chloroaniline	10.000	9.5879	95.88	70-130
70	2-Chloronaphthalen	10.000	10.041	100.41	70-130
95	4-Chlorophenyl-phe	10.000	9.4980	94.98	70-130
137	Chrysene	10.000	9.6480	96.48	70-130
150	Dibenz(a,h)anthrac	10.000	10.461	104.61	70-130
86	Dibenzofuran	10.000	9.8516	98.52	70-130
120	Di-n-Butylphthalat	10.000	10.545	105.45	70-130
28	1,2-Dichlorobenzen	10.000	9.9106	99.11	70-130
26	1,3-Dichlorobenzen	10.000	9.8703	98.70	70-130
27	1,4-Dichlorobenzen	10.000	9.8456	98.46	70-130
135	3,3'-Dichlorobenzi	10.000	10.158	101.58	70-130
93	Diethylphthalate	10.000	9.6412	96.41	70-130
76	Dimethylphthalate	10.000	9.7853	97.85	70-130
87	2,4-Dinitrotoluene	10.000	9.9128	99.13	70-130
78	2,6-Dinitrotoluene	10.000	9.7017	97.02	70-130
140	Di-n-octylphthalat	10.000	11.800	118.00	70-130
123	Fluoranthene	10.000	9.6494	96.49	70-130
94	Fluorene	10.000	9.9388	99.39	70-130
107	Hexachlorobenzene	10.000	9.1836	91.84	70-130
56	Hexachlorobutadien	10.000	9.2291	92.29	70-130
64	Hexachlorocyclopen	10.000	5.9844	59.84*	70-130
34	Hexachloroethane	10.000	9.4888	94.89	70-130
149	Indeno(1,2,3-cd)py	10.000	10.257	102.57	70-130
41	Isophorone	10.000	10.294	102.94	70-130
63	1-Methylnaphthalen	10.000	9.7376	97.38	70-130
62	2-Methylnaphthalen	10.000	9.8889	98.89	70-130

SPIKE COMPOUND	CONC ADDED ug/L	CONC RECOVERED ug/L	% RECOVERED	LIMITS
51 Naphthalene	10.000	9.6977	96.98	70-130
73 2-Nitroaniline	10.000	10.648	106.49	70-130
81 3-Nitroaniline	10.000	10.418	104.18	70-130
96 4-Nitroaniline	10.000	10.286	102.86	70-130
35 Nitrobenzene	10.000	9.7249	97.25	70-130
32 N-Nitroso-di-n-pro	10.000	11.123	111.23	70-130
99 N-Nitrosodiphenyla	10.000	9.9904	99.90	70-130
115 Phenanthrene	10.000	9.9311	99.31	70-130
125 Pyrene	10.000	10.118	101.18	70-130
50 1,2,4-Trichloroben	10.000	9.4532	94.53	70-130
49 Benzoic Acid	20.000	8.3552	41.78*	70-130
59 4-Chloro-3-Methylp	10.000	9.9487	99.49	70-130
24 2-Chlorophenol	10.000	10.270	102.70	70-130
48 2,4-Dichlorophenol	10.000	9.5362	95.36	70-130
43 2,4-Dimethylphenol	10.000	10.315	103.15	70-130
98 4,6-Dinitro-2-meth	10.000	8.5870	85.87	70-130
83 2,4-Dinitrophenol	20.000	15.565	77.83	70-130
30 2-Methylphenol	10.000	10.492	104.92	70-130
192 4-Methylphenol	10.000	10.717	107.17	70-130
42 2-Nitrophenol	10.000	10.403	104.03	70-130
85 4-Nitrophenol	10.000	10.262	102.62	70-130
111 Pentachlorophenol	20.000	16.187	80.93	70-130
22 Phenol	10.000	10.716	107.16	70-130
67 2,4,5-Trichlorophe	10.000	9.7177	97.18	70-130
66 2,4,6-Trichlorophe	10.000	9.7510	97.51	70-130
119 Carbazole	10.000	10.044	100.44	70-130
142 Benzo(k)fluoranthe	10.000	10.010	100.10	70-130
37 Acetophenone	10.000	10.726	107.26	70-130
209 Benzaldehyde	10.000	10.889	108.89	70-130
210 Caprolactam	10.000	9.8953	98.95	70-130
211 1,1'-Biphenyl	10.000	10.309	103.09	70-130
212 Atrazine	10.000	10.144	101.44	70-130


Y (x10^6)
Min
-N-Nitrosodimethylamine
-3-Chloropropionitrile+
-2-Fluorophenol
-Benzaldehyde+
-bis(2-Chloroethyl)ether+
-1,4-Dichlorobenzene-d4+
-1,2-Dichlorobenzene+
-Acetophenone+
-Hexachloroethane+
-Isophorone
-2-Nitrophenol+
-2,4-Dichlorophenol
-Naphthalene-d8+
-Hexachlorobutadiene+
-Caprolactam
-4-Chloro-3-Methylphenol
-2-Methylnaphthalene
-1-Methylnaphthalene+
-2,4,6-Trichlorophenol+
-2-Nitroaniline
2,4-Toluenediamene+
-Dimethylphthalate+
-Acenaphthylene+
-Dibenzofuran+
-2,3,5,6-Tetrachlorophenol
Acenaphthene-d10+
-Diethylphthalate
-Fluorene+
-1,2-Diphenylhydrazine+
-4-Bromophenyl-phenylether
-Hexachlorobenzene+
-Pentachlorophenol
-Phenanthrene-d10+
-Carbazole
-Di-n-Butylphthalate
-Fluoranthene
-Benzidine
-Pyrene
-Terphenyl-d14
-Butylbenzylphthalate
-Chrysene-d12+
3,3'-Dimethoxybenzidine+
-Di-n-octylphthalate
-Benzo(b)fluoranthene+
-Perylene-d12+
-Indeno(1,2,3-cd)pyrene+
-Benzo(g,h,i)perylene
\\cansvr11\dd\chem\HSS\a4ag2.i\00309A.b\QCMRL2.D

TestAmerica North Canton

Semivolatile REPORT SW-846 Method 8270

Data file : \\cansvr11\dd\chem\MSS\a4ag2.i\00309A.b\QCMRL2.D
Lab Smp Id: QCMRL2
Inj Date : 09-MAR-2010 11:32
Operator : 046900 Inst ID: a4ag2.i
Smp Info : QCMRL2,00309A.b,8270C-625,3-827042.SUB
Misc Info :
Comment :
Method : \\cansvr11\dd\chem\MSS\a4ag2.i\00309A.b\8270C-625.m
Meth Date : 09-Mar-2010 08:37 hulat Quant Type: ISTD
Cal Date : 05-MAR-2010 14:18 Cal File: 2SLL0305.D
Als bottle: 3 QC Sample: mrl
Dil Factor: 1.00000
Integrator: HP RTE Compound Sublist: qcmrl.sub
Target Version: 4.14
Processing Host: CANPMSSV04

Concentration Formula: Amt * DF * Uf * Vt/(Vo * Vi) * CpndVariable

Name	Value	Description
DF	1.000	Dilution Factor
Uf	1.000	ng unit correction factor
Vt	2000.000	Volume of final extract (uL)
Vo	1000.000	Volume of sample extracted (mL)
Vi	0.50000	Volume injected (uL)
Cpnd Variable		Local Compound Variable

	Compounds	QUANT SIG MASS	RT	EXP RT	REL RT	RESPONSE	CONCENTRATIONS ON-COLUMN (NG)	CONCENTRATIONS FINAL (ug/L)
* 1	1,4-Dichlorobenzene-d4	152	3.422	3.427	(1.000)	266583	2.00000	
* 2	Naphthalene-d8	136	4.321	4.321	(1.000)	1155474	2.00000	
* 3	Acenaphthene-d10	164	5.592	5.592	(1.000)	639106	2.00000	
* 4	Phenanthrene-d10	188	6.680	6.686	(1.000)	1065839	2.00000	
* 5	Chrysene-d12	240	8.645	8.651	(1.000)	1299111	2.00000	
* 6	Perylene-d12	264	9.962	9.974	(1.000)	1171066	2.00000	
198	1,4-Dioxane	88	1.604	1.616	(0.469)	137357	1.93376	7.7350(QM)
9	Pyridine	79	1.804	1.810	(0.527)	417759	2.36463	9.4585(QM)
10	N-Nitrosodimethylamine	74	1.775	1.780	(0.519)	280745	2.82172	11.287
12	3-Chloropropionitrile	54	2.180	2.186	(0.637)	228406	2.53981	10.159(QM)
209	Benzaldehyde	77	3.127	3.133	(0.914)	351449	2.72222	10.889
21	Aniline	93	3.198	3.198	(0.935)	689744	2.71568	10.863
22	Phenol	94	3.151	3.151	(0.921)	565062	2.67888	10.716
23	bis(2-Chloroethyl)ether	93	3.216	3.221	(0.940)	482240	2.53073	10.123
24	2-Chlorophenol	128	3.280	3.286	(0.959)	431767	2.56755	10.270
26	1,3-Dichlorobenzene	146	3.386	3.392	(0.990)	430002	2.46758	9.8703
27	1,4-Dichlorobenzene	146	3.433	3.439	(1.003)	423541	2.46140	9.8456
28	1,2-Dichlorobenzene	146	3.545	3.545	(1.036)	414389	2.47766	9.9106
29	Benzyl Alcohol	108	3.498	3.498	(1.022)	283841	2.50016	10.001
30	2-Methylphenol	108	3.563	3.563	(1.041)	415582	2.62288	10.492

Compounds	QUANT SIG MASS	RT	EXP RT	REL RT	RESPONSE	CONCENTRATIONS ON-COLUMN (NG)	FINAL (ug/L)
31 bis(2-Chloroisopropyl)ether	45	3.586	3.586	(1.048)	585259	2.97941	11.918
37 Acetophenone	105	3.686	3.692	(1.077)	632439	2.68145	10.726
32 N-Nitroso-di-n-propylamine	70	3.680	3.680	(1.076)	398998	2.78078	11.123
192 4-Methylphenol	108	3.669	3.668	(1.072)	441309	2.67933	10.717
34 Hexachloroethane	117	3.780	3.786	(1.105)	171110	2.37220	9.4888
35 Nitrobenzene	77	3.816	3.816	(0.883)	546696	2.43123	9.7249
41 Isophorone	82	3.974	3.974	(0.920)	1035418	2.57339	10.294
42 2-Nitrophenol	139	4.039	4.039	(0.935)	233548	2.60071	10.403
43 2,4-Dimethylphenol	107	4.045	4.045	(0.936)	497818	2.57875	10.315
44 bis(2-Chloroethoxy)methane	93	4.110	4.110	(0.951)	542047	2.62790	10.512
46 2,4-Toluenediamene	121	5.139	5.145	(1.189)	260900	3.11522	12.461
47 1,3,5-Trichlorobenzene	180	4.051	4.051	(0.937)	372414	2.39335	9.5734
48 2,4-Dichlorophenol	162	4.204	4.210	(0.973)	325042	2.38405	9.5362
49 Benzoic Acid	122	4.098	4.116	(0.948)	163546	2.08881	8.3552(R)
50 1,2,4-Trichlorobenzene	180	4.274	4.274	(0.989)	363919	2.36329	9.4532
51 Naphthalene	128	4.333	4.339	(1.003)	1325084	2.42444	9.6977
52 4-Chloroaniline	127	4.357	4.357	(1.008)	536438	2.39698	9.5879
56 Hexachlorobutadiene	225	4.416	4.415	(1.022)	214656	2.30728	9.2291
210 Caprolactam	113	4.598	4.604	(1.064)	151287	2.47382	9.8953(Q)
57 1,2,3-Trichlorobenzene	180	4.433	4.439	(1.026)	342558	2.35126	9.4050
59 4-Chloro-3-Methylphenol	107	4.692	4.692	(1.086)	421703	2.48717	9.9487
62 2-Methylnaphthalene	142	4.827	4.827	(1.117)	738438	2.47223	9.8889
63 1-Methylnaphthalene	142	4.904	4.904	(1.135)	841514	2.43441	9.7376
64 Hexachlorocyclopentadiene	237	4.945	4.945	(0.884)	133558	1.49609	5.9844(R)
66 2,4,6-Trichlorophenol	196	5.027	5.027	(0.899)	239904	2.43776	9.7510
67 2,4,5-Trichlorophenol	196	5.057	5.057	(0.904)	263767	2.42942	9.7177
211 1,1'-Biphenyl	154	5.157	5.162	(0.922)	1094027	2.57737	10.309
68 1,2,3,5-Tetrachlorobenzene	216	4.939	4.945	(0.883)	372195	2.36648	9.4659
70 2-Chloronaphthalene	162	5.186	5.186	(0.927)	773001	2.51021	10.041
73 2-Nitroaniline	65	5.245	5.245	(0.938)	317774	2.66213	10.648
74 1,2,3,4-Tetrachlorobenzene	216	5.157	5.162	(0.922)	349573	2.39656	9.5862
76 Dimethylphthalate	163	5.357	5.362	(0.958)	924988	2.44633	9.7853
78 2,6-Dinitrotoluene	165	5.410	5.410	(0.967)	201408	2.42542	9.7017
79 Acenaphthylene	152	5.492	5.492	(0.982)	1305536	2.49613	9.9845
80 1,2-Dinitrobenzene	168	5.457	5.457	(0.976)	102146	2.46457	9.8583
81 3-Nitroaniline	138	5.539	5.545	(0.991)	235054	2.60462	10.418
82 Acenaphthene	153	5.616	5.615	(1.004)	838395	2.48798	9.9519
83 2,4-Dinitrophenol	184	5.616	5.615	(1.004)	198357	3.89125	15.565(Q)
85 4-Nitrophenol	109	5.645	5.645	(1.009)	173320	2.56547	10.262
86 Dibenzofuran	168	5.739	5.739	(1.026)	1148631	2.46290	9.8516
87 2,4-Dinitrotoluene	165	5.704	5.710	(1.020)	286601	2.47821	9.9128
91 2,3,5,6-Tetrachlorophenol	232	5.792	5.792	(1.036)	197196	2.06619	8.2648
93 Diethylphthalate	149	5.868	5.868	(1.049)	996880	2.41031	9.6412
94 Fluorene	166	5.992	5.992	(1.072)	983588	2.48470	9.9388
95 4-Chlorophenyl-phenylether	204	5.974	5.974	(1.068)	435627	2.37451	9.4980
96 4-Nitroaniline	138	5.986	5.992	(1.070)	266432	2.57147	10.286
98 4,6-Dinitro-2-methylphenol	198	6.010	6.009	(0.900)	126099	2.14674	8.5870
99 N-Nitrosodiphenylamine	169	6.057	6.057	(0.907)	688702	2.49760	9.9904
100 1,2-Diphenylhydrazine	77	6.086	6.092	(0.911)	1336421	2.75658	11.026
106 4-Bromophenyl-phenylether	248	6.333	6.339	(0.948)	257982	2.42077	9.6831
107 Hexachlorobenzene	284	6.404	6.404	(0.959)	259717	2.29590	9.1836
212 Atrazine	200	6.427	6.427	(0.962)	183765	2.53593	10.144
111 Pentachlorophenol	266	6.539	6.539	(0.979)	289297	4.04671	16.187
115 Phenanthrene	178	6.698	6.704	(1.003)	1417178	2.48278	9.9311

Compounds	QUANT SIG MASS	RT	EXP RT	REL RT	RESPONSE	CONCENTRATIONS ON-COLUMN (NG)	CONCENTRATIONS FINAL (ug/L)
116 Anthracene	178	6.739	6.739	(1.009)	1414594	2.50322	10.013
119 Carbazole	167	6.845	6.845	(1.025)	1337672	2.51089	10.044
120 Di-n-Butylphthalate	149	7.057	7.062	(1.056)	1760191	2.63626	10.545
123 Fluoranthene	202	7.580	7.580	(1.135)	1471761	2.41235	9.6494
124 Benzidine	184	7.651	7.656	(0.885)	814268	2.73321	10.933
125 Pyrene	202	7.751	7.756	(0.897)	1605107	2.52942	10.118
131 Butylbenzylphthalate	149	8.168	8.174	(0.945)	797378	2.73508	10.940
133 3,3'-Dimethoxybenzidine	244	8.556	8.568	(0.990)	370546	3.15198	12.608
135 3,3'-Dichlorobenzidine	252	8.592	8.603	(0.994)	600033	2.53958	10.158
136 Benzo(a)Anthracene	228	8.633	8.645	(0.999)	1590555	2.48336	9.9334
137 Chrysene	228	8.662	8.674	(1.002)	1451321	2.41201	9.6480
138 4,4'-Methylene bis(o-chloroan	231	8.586	8.598	(0.993)	302162	2.64607	10.584
139 bis(2-ethylhexyl)Phthalate	149	8.574	8.586	(0.992)	1187879	2.84219	11.369
140 Di-n-octylphthalate	149	9.074	9.086	(0.911)	1964294	2.95001	11.800
141 Benzo(b)fluoranthene	252	9.556	9.568	(0.959)	1558267	2.48844	9.9537
142 Benzo(k)fluoranthene	252	9.580	9.598	(0.962)	1604333	2.50259	10.010
146 Benzo(a)pyrene	252	9.903	9.921	(0.994)	1445142	2.53615	10.145
149 Indeno(1,2,3-cd)pyrene	276	11.380	11.403	(1.142)	1637987	2.56425	10.257
150 Dibenz(a,h)anthracene	278	11.386	11.409	(1.143)	1398191	2.61524	10.461
151 Benzo(g,h,i)perylene	276	11.815	11.839	(1.186)	1330765	2.55673	10.227
101 Diphenylamine	169	6.057	6.057	(0.907)	688702	2.49760	9.9904

QC Flag Legend

Q - Qualifier signal failed the ratio test.
R - Spike/Surrogate failed recovery limits.
M - Compound response manually integrated.

Data File Name: QCMRL2.D
Inj. Date and Time: 09-MAR-2010 11:32
Instrument ID: a4ag2.i
Client ID:
Compound Name: 1,4-Dioxane
CAS #: 123-91-1
Report Date: 03/09/2010

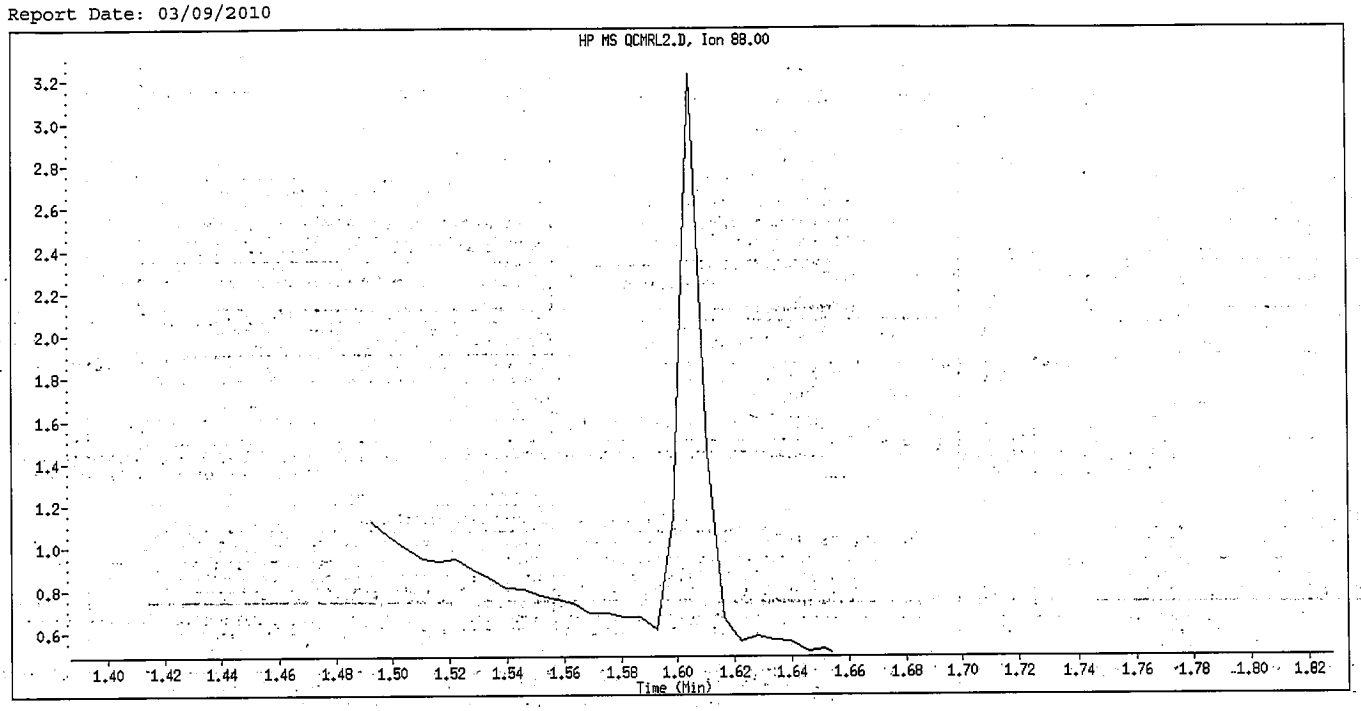

Original Integration

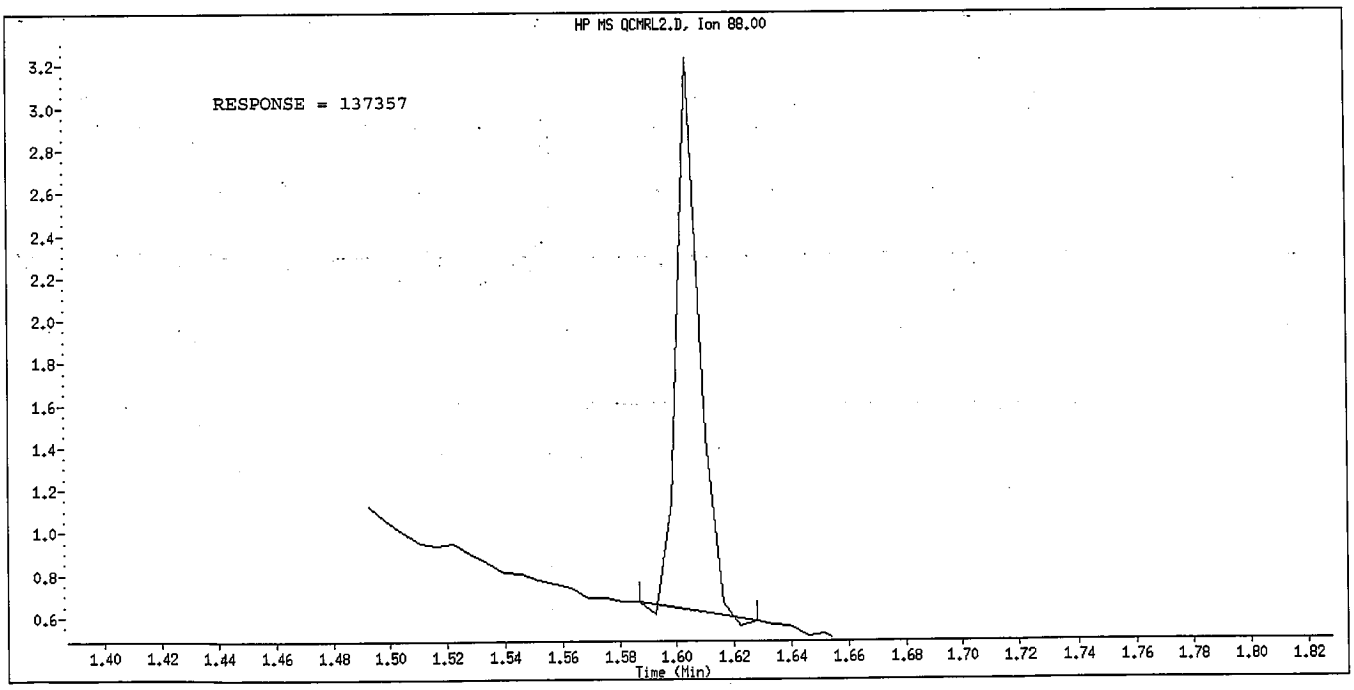

Manual Integration

Manually Integrated By: hulat
Manual Integration Reason: Peak not found

Data File Name: QCMRL2.D
Inj. Date and Time: 09-MAR-2010 11:32
Instrument ID: a4ag2.i
Client ID:
Compound Name: Pyridine
CAS #: 110-86-1
Report Date: 03/09/2010

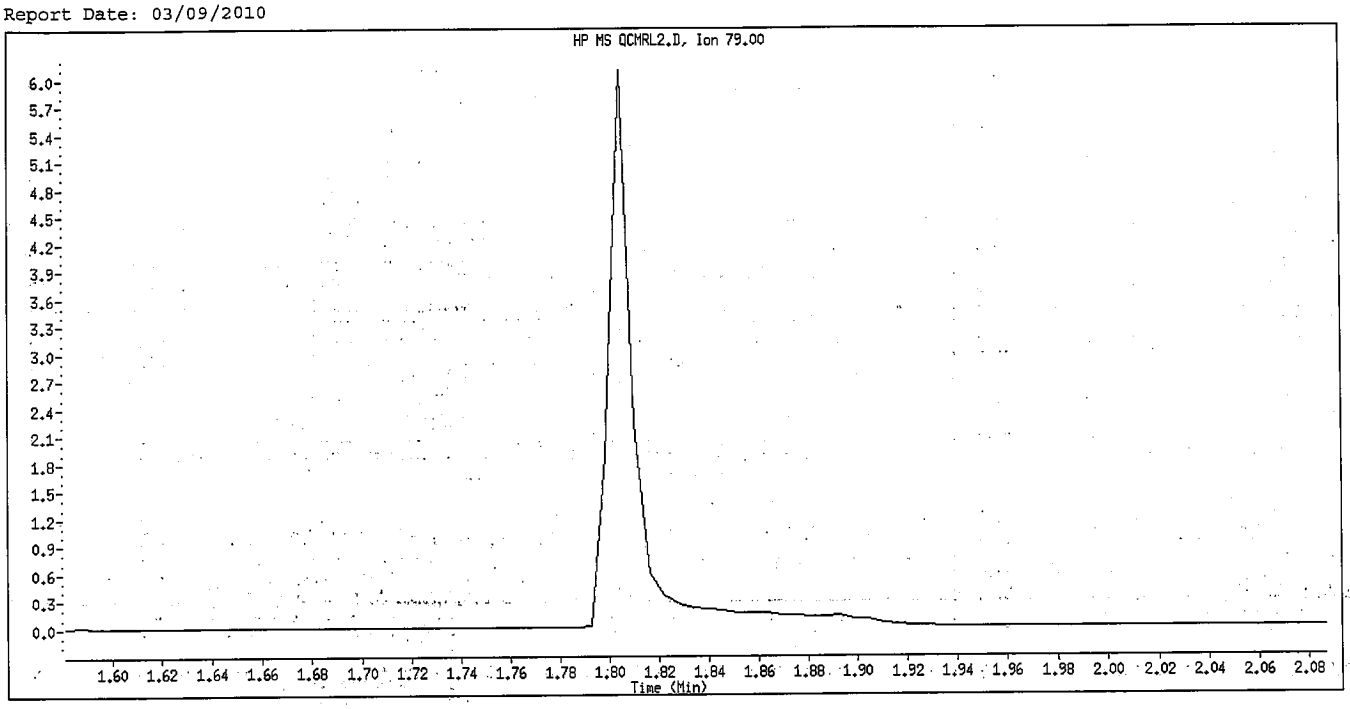

Original Integration

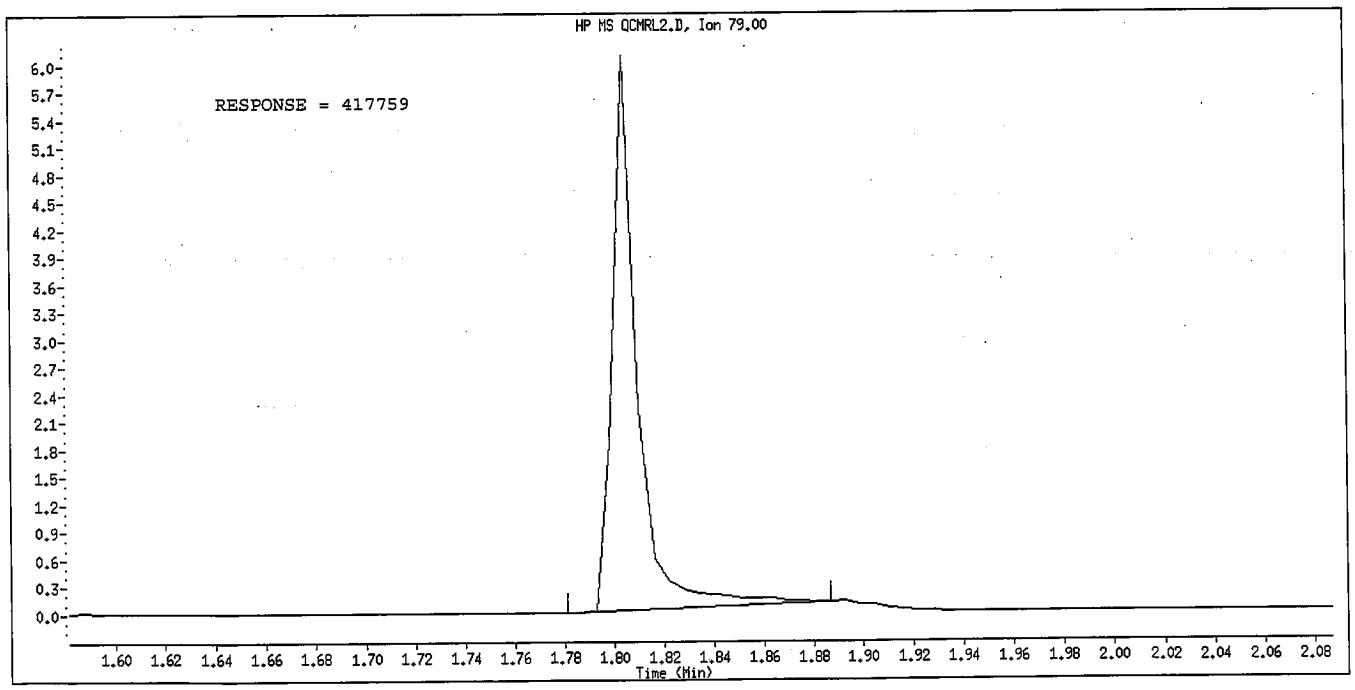

Manual Integration

Manually Integrated By: hulat
Manual Integration Reason: Peak not found

Data File Name: QCMRL2.D
Inj. Date and Time: 09-MAR-2010 11:32
Instrument ID: a4ag2.i
Client ID:
Compound Name: 3-Chloropropionitrile
CAS #: 542-76-7
Report Date: 03/09/2010

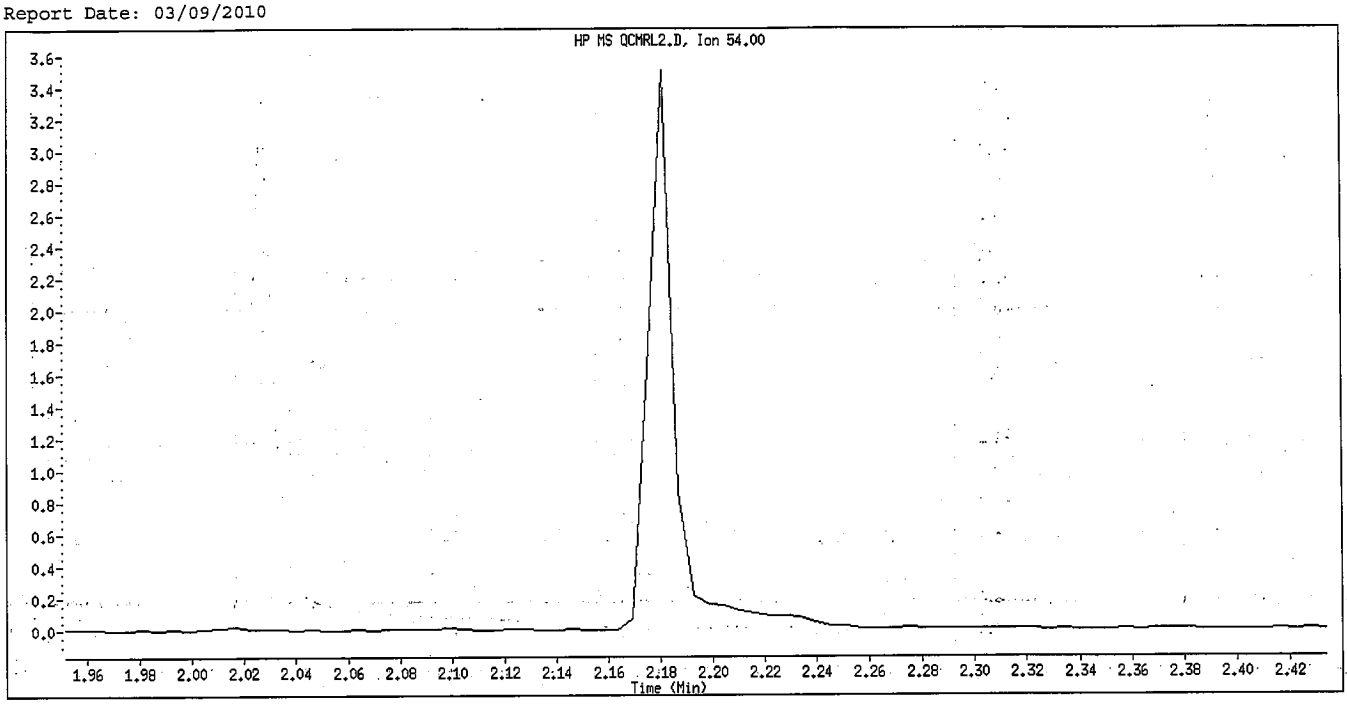

Original Integration

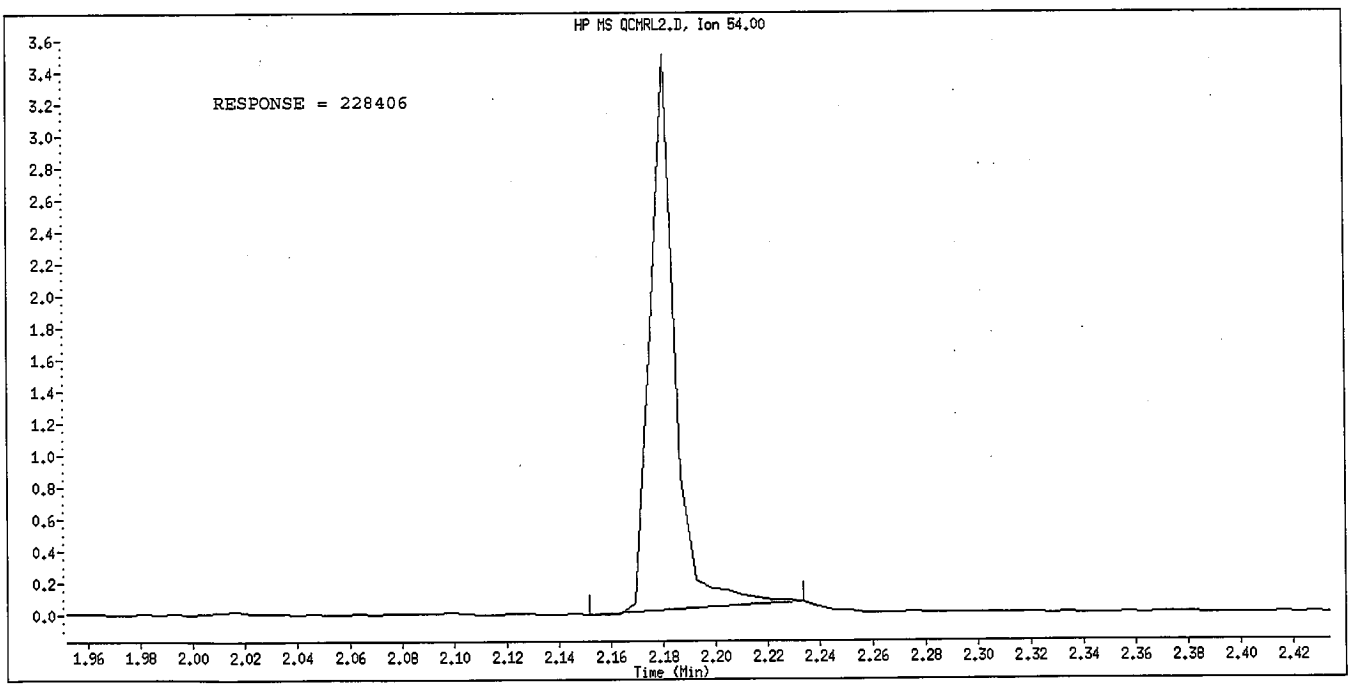

Manual Integration

Manually Integrated By: hulat
Manual Integration Reason: Peak not found

Calibration History

Method : \\cansvr11\dd\chem\MSS\a4ag2.i\00310A.b\8270C-625.m
Start Cal Date: 05-MAR-2010 12:00
End Cal Date : 10-MAR-2010 10:23
Last Cal Level: 1
Last Cal Type : Continuing Calibration

Initial Calibration

Injection Date	Sublist	Calibration File
Cal Level: 1 , Cal Amount: 0.05000		
10-MAR-2010 10:23	PAH	\\cansvr11\dd\chem\MSS\a4ag2.i\00310A.b\2SLL0310.D
Cal Level: 2 , Cal Amount: 0.25000		
10-MAR-2010 10:05	3-827042	\\cansvr11\dd\chem\MSS\a4ag2.i\00310A.b\2SL0310.D
Cal Level: 3 , Cal Amount: 0.50000		
10-MAR-2010 09:48	3-827042	\\cansvr11\dd\chem\MSS\a4ag2.i\00310A.b\2SML0310.D
Cal Level: 4 , Cal Amount: 1.00000		
10-MAR-2010 09:31	3-827042	\\cansvr11\dd\chem\MSS\a4ag2.i\00310A.b\2SM0310.D
Cal Level: 5 , Cal Amount: 2.50000		
10-MAR-2010 09:13	3-827042	\\cansvr11\dd\chem\MSS\a4ag2.i\00310A.b\2SMM0310.D
Cal Level: 6 , Cal Amount: 5.00000		
10-MAR-2010 08:56	3-827042	\\cansvr11\dd\chem\MSS\a4ag2.i\00310A.b\2SMH0310.D
Cal Level: 7 , Cal Amount: 7.50000		
10-MAR-2010 08:39	3-827042	\\cansvr11\dd\chem\MSS\a4ag2.i\00310A.b\2SH0310.D
Cal Level: 8 , Cal Amount: 10.00000		

10-MAR-2010 08:21	3-827042	\\cansvr11\dd\chem\MSS\a4ag2.i\00310A.b\2SHH0310.D

Cal Level: 9 , Cal Amount: 12.50000		
10-MAR-2010 08:04	3-827042	\\cansvr11\dd\chem\MSS\a4ag2.i\00310A.b\2SHHH0310.D

Continuing Calibration
Ccal Level Mode: GLOBAL LEVEL 6

10-MAR-2010 10:40	3-827042	\\cansvr11\dd\chem\MSS\a4ag2.i\00310A.b\ICVTCL.D
10-MAR-2010 08:56	3-827042	\\cansvr11\dd\chem\MSS\a4ag2.i\00310A.b\2SMH0310.D
05-MAR-2010 14:35	3-827042	\\cansvr11\dd\chem\MSS\a4ag2.i\00305A.b\ICVTCL.D
05-MAR-2010 12:52	3-827042	\\cansvr11\dd\chem\MSS\a4ag2.i\00305A.b\2SMH0305.D

TestAmerica North Canton

INITIAL CALIBRATION DATA

Start Cal Date : 05-MAR-2010 12:00
End Cal Date : 10-MAR-2010 10:23
Quant Method : ISTD
Origin : Disabled
Target Version : 4.14
Integrator : HP RTE
Method file : \\cansvr11\dd\chem\MSS\a4ag2.i\00310A.b\8270C-625.m
Last Edit : 10-Mar-2010 10:52 hulat
Curve Type : Average

Calibration File Names:
Level 1: \\cansvr11\dd\chem\MSS\a4ag2.i\00310A.b\2SLL0310.D
Level 2: \\cansvr11\dd\chem\MSS\a4ag2.i\00310A.b\2SL0310.D
Level 3: \\cansvr11\dd\chem\MSS\a4ag2.i\00310A.b\2SML0310.D
Level 4: \\cansvr11\dd\chem\MSS\a4ag2.i\00310A.b\2SM0310.D
Level 5: \\cansvr11\dd\chem\MSS\a4ag2.i\00310A.b\2SMM0310.D
Level 6: \\cansvr11\dd\chem\MSS\a4ag2.i\00310A.b\2SMH0310.D
Level 7: \\cansvr11\dd\chem\MSS\a4ag2.i\00310A.b\2SH0310.D
Level 8: \\cansvr11\dd\chem\MSS\a4ag2.i\00310A.b\2SHH0310.D
Level 9: \\cansvr11\dd\chem\MSS\a4ag2.i\00310A.b\2SHHH0310.D

Compound	0.05000 Level 1	0.25000 Level 2	0.50000 Level 3	1.000 Level 4	2.500 Level 5	5.000 Level 6	RRF	% RSD	
	7.500 Level 7	10.000 Level 8	12.500 Level 9						
198 1,4-Dioxane	+++++	0.59568	0.58572	0.55602	0.56918	0.57049			
	0.58278	0.58789	0.53386				0.57270	3.513	<-
7 N-Nitrosomorpholine	+++++	+++++	+++++	+++++	+++++	+++++			
	+++++	+++++	+++++				+++++	+++++	<-
8 Ethyl methanesulfonate	+++++	+++++	+++++	+++++	+++++	+++++			
	+++++	+++++	+++++				+++++	+++++	<-
9 Pyridine	+++++	1.21967	1.28547	1.31764	1.33446	1.36506			
	1.34912	1.48178	1.45690				1.35126	6.345	<-
10 N-Nitrosodimethylamine	+++++	0.78825	0.76506	0.76393	0.81540	0.81293			
	0.79227	0.85118	0.79589				0.79811	3.585	<-
11 Ethyl methacrylate	+++++	+++++	+++++	+++++	+++++	+++++			
	+++++	+++++	+++++				+++++	+++++	<-
12 3-Chloropropionitrile	+++++	0.78539	0.74933	0.73201	0.74975	0.73558			
	0.69473	0.73647	0.72505				0.73854	3.469	<-
13 Malononitrile	+++++	+++++	+++++	+++++	+++++	+++++			
	+++++	+++++	+++++				+++++	+++++	<-

TestAmerica North Canton

INITIAL CALIBRATION DATA

Start Cal Date : 05-MAR-2010 12:00
End Cal Date : 10-MAR-2010 10:23
Quant Method : ISTD
Origin : Disabled
Target Version : 4.14
Integrator : HP RTE
Method file : \\cansvr11\dd\chem\MSS\a4ag2.i\00310A.b\8270C-625.m
Last Edit : 10-Mar-2010 10:52 hulat
Curve Type : Average

Compound	0.05000 Level 1	0.25000 Level 2	0.50000 Level 3	1.000 Level 4	2.500 Level 5	5.000 Level 6	RRF	% RSD	
	7.500 Level 7	10.000 Level 8	12.500 Level 9						
14 2-Picoline	+++++	+++++	+++++	+++++	+++++	+++++			
	+++++	+++++	+++++				+++++	+++++	<-
15 N-Nitrosomethylethylamine	+++++	+++++	+++++	+++++	+++++	+++++			
	+++++	+++++	+++++				+++++	+++++	<-
16 Methyl methanesulfonate	+++++	+++++	+++++	+++++	+++++	+++++			
	+++++	+++++	+++++				+++++	+++++	<-
18 1,3-Dichloro-2-propanol	+++++	+++++	+++++	+++++	+++++	+++++			
	+++++	+++++	+++++				+++++	+++++	<-
19 N-Nitrosodiethylamine	+++++	+++++	+++++	+++++	+++++	+++++			
	+++++	+++++	+++++				+++++	+++++	<-
21 Aniline	+++++	1.80251	1.82897	1.85004	1.98042	2.04091			
	2.07334	2.08500	2.13025				1.97393	6.548	<-
22 Phenol	+++++	1.41546	1.54184	1.50995	1.63956	1.58390			
	1.58393	1.65030	1.68156				1.57581	5.476	<-
23 bis(2-Chloroethyl)ether	1.51908	1.23312	1.25154	1.21175	1.35975	1.24057			
	1.26363	1.51104	1.52256				1.34589	10.042	
24 2-Chlorophenol	+++++	1.14811	1.21536	1.23173	1.30772	1.27328			
	1.29154	1.38195	1.38611				1.27948	6.370	<-
25 Pentachloroethane	+++++	+++++	+++++	+++++	+++++	+++++			
	+++++	+++++	+++++				+++++	+++++	<-
26 1,3-Dichlorobenzene	+++++	1.17948	1.21732	1.20533	1.29296	1.28137			
	1.29124	1.41107	1.39523				1.28425	6.595	<-

TestAmerica North Canton

INITIAL CALIBRATION DATA

Start Cal Date : 05-MAR-2010 12:00
End Cal Date : 10-MAR-2010 10:23
Quant Method : ISTD
Origin : Disabled
Target Version : 4.14
Integrator : HP RTE
Method file : \\cansvr11\dd\chem\MSS\a4ag2.i\00310A.b\8270C-625.m
Last Edit : 10-Mar-2010 10:52 hulat
Curve Type : Average

Compound	0.05000 Level 1	0.25000 Level 2	0.50000 Level 3	1.000 Level 4	2.500 Level 5	5.000 Level 6	7.500 Level 7	10.000 Level 8	12.500 Level 9	RRF	% RSD	
27 1,4-Dichlorobenzene	+++++	1.25061	1.24091	1.22554	1.29024	1.29189	1.26996	1.37668	1.38961	1.29193	4.711	<-
28 1,2-Dichlorobenzene	+++++	1.15605	1.16023	1.19451	1.26592	1.23493	1.24906	1.33745	1.37126	1.24618	6.266	<-
29 Benzyl Alcohol	+++++	0.73290	0.75220	0.78632	0.83137	0.84365	0.83325	0.89660	0.92485	0.82514	8.043	<-
30 2-Methylphenol	+++++	1.03135	1.05975	1.11101	1.17383	1.17360	1.16294	1.25703	1.27931	1.15610	7.520	<-
31 bis(2-Chloroisopropyl)ether	+++++	1.91288	1.71415	1.68829	1.71488	1.65287	1.60036	1.59777	1.68018	1.69517	5.843	<-
32 N-Nitroso-di-n-propylamine	+++++	0.94604	0.96820	1.02498	1.05186	1.03704	1.03171	1.04334	1.09874	1.02524	4.684	<-
M 195 Cresols, total	+++++	2.05674	2.16247	2.25988	2.42688	2.40357	2.39296	2.57173	2.62970	2.36299	8.249	<-
192 4-Methylphenol	+++++	1.02539	1.10272	1.14886	1.25305	1.22997	1.23002	1.31470	1.35039	1.20689	8.999	<-
193 3-Methylphenol	+++++	+++++	+++++	+++++	+++++	+++++	+++++	+++++	+++++	+++++	+++++	<-
34 Hexachloroethane	+++++	0.50347	0.51376	0.52502	0.56434	0.55797	0.55834	0.59396	0.59717	0.55175	6.343	<-
35 Nitrobenzene	0.36762	0.32088	0.35172	0.33174	0.35524	0.35487	0.35293	0.39348	0.38684	0.35726	6.511	

TestAmerica North Canton

INITIAL CALIBRATION DATA

Start Cal Date : 05-MAR-2010 12:00
End Cal Date : 10-MAR-2010 10:23
Quant Method : ISTD
Origin : Disabled
Target Version : 4.14
Integrator : HP RTE
Method file : \\cansvr11\dd\chem\MSS\a4ag2.i\00310A.b\8270C-625.m
Last Edit : 10-Mar-2010 10:52 hulat
Curve Type : Average

Compound	0.05000 Level 1	0.25000 Level 2	0.50000 Level 3	1.000 Level 4	2.500 Level 5	5.000 Level 6	7.500 Level 7	10.000 Level 8	12.500 Level 9	___ RRF	% RSD	
36 N-Nitrosopyrrolidine	+++++	+++++	+++++	+++++	+++++	+++++	+++++	+++++	+++++	+++++	+++++	<-
37 Acetophenone	+++++	1.60529	1.62613	1.67346	1.76639	1.77254	1.73540	1.82660	1.87414	1.73499	5.451	<-
39 o-Toluidine	+++++	+++++	+++++	+++++	+++++	+++++	+++++	+++++	+++++	+++++	+++++	<-
40 N-Nitrosopiperidine	+++++	+++++	+++++	+++++	+++++	+++++	+++++	+++++	+++++	+++++	+++++	<-
41 Isophorone	+++++	0.58104	0.61239	0.61770	0.65136	0.63961	0.66351	0.69845	0.70499	0.64613	6.607	<-
42 2-Nitrophenol	+++++	0.13204	0.14283	0.15401	0.16391	0.16276	0.16597	0.18081	0.17865	0.16012	10.429	<-
43 2,4-Dimethylphenol	+++++	0.27939	0.28612	0.29861	0.33453	0.32291	0.33721	0.36058	0.35582	0.32190	9.590	<-
44 bis(2-Chloroethoxy)methane	+++++	0.31841	0.34235	0.34028	0.35990	0.34999	0.36053	0.38150	0.37883	0.35397	5.903	<-
45 O,O,O-Triethyl phosphorothioa	+++++	+++++	+++++	+++++	+++++	+++++	+++++	+++++	+++++	+++++	+++++	<-
46 2,4-Toluenediamene	+++++	0.11358	0.14113	0.15340	0.16232	0.15786	0.16192	0.08993	0.10401	0.13552	21.272	<-
47 1,3,5-Trichlorobenzene	+++++	0.24978	0.25299	0.24102	0.26066	0.25571	0.27062	0.29257	0.28751	0.26386	6.935	<-

TestAmerica North Canton

INITIAL CALIBRATION DATA

Start Cal Date : 05-MAR-2010 12:00
End Cal Date : 10-MAR-2010 10:23
Quant Method : ISTD
Origin : Disabled
Target Version : 4.14
Integrator : HP RTE
Method file : \\cansvr11\dd\chem\MSS\a4ag2.i\00310A.b\8270C-625.m
Last Edit : 10-Mar-2010 10:52 hulat
Curve Type : Average

Compound	0.05000 Level 1	0.25000 Level 2	0.50000 Level 3	1.000 Level 4	2.500 Level 5	5.000 Level 6	RRF	% RSD	
	7.500 Level 7	10.000 Level 8	12.500 Level 9						
48 2,4-Dichlorophenol	+++++	0.18581	0.20925	0.20690	0.22647	0.22366			
	0.23529	0.25787	0.25533				0.22507	10.912	<-
49 Benzoic Acid	+++++	+++++	0.05525	0.12273	0.16544	0.18641			
	0.20848	0.23528	0.25164				0.17503	38.974	<-
50 1,2,4-Trichlorobenzene	+++++	0.23693	0.24796	0.23684	0.24988	0.25740			
	0.25851	0.28821	0.28596				0.25771	7.695	<-
51 Naphthalene	0.94806	0.83827	0.85802	0.86715	0.91956	0.89226			
	0.91981	1.02826	0.98255				0.91710	6.725	
52 4-Chloroaniline	+++++	0.33092	0.32639	0.34619	0.38747	0.39277			
	0.40235	0.41133	0.41861				0.37701	9.795	<-
53 a,a-Dimethyl-phenethylamine	+++++	+++++	+++++	+++++	+++++	+++++			
	+++++	+++++	+++++				+++++	+++++	<-
54 2,6-Dichlorophenol	+++++	+++++	+++++	+++++	+++++	+++++			
	+++++	+++++	+++++				+++++	+++++	<-
55 Hexachloropropene	+++++	+++++	+++++	+++++	+++++	+++++			
	+++++	+++++	+++++				+++++	+++++	<-
56 Hexachlorobutadiene	+++++	0.13716	0.14323	0.13681	0.14692	0.14766			
	0.14981	0.17019	0.16887				0.15008	8.590	<-
57 1,2,3-Trichlorobenzene	+++++	0.22495	0.23268	0.22368	0.23619	0.23970			
	0.24634	0.26983	0.26740				0.24260	7.287	<-
58 N-Nitrosodi-n-butylamine	+++++	+++++	+++++	+++++	+++++	+++++			
	+++++	+++++	+++++				+++++	+++++	<-

TestAmerica North Canton

INITIAL CALIBRATION DATA

Start Cal Date : 05-MAR-2010 12:00
End Cal Date : 10-MAR-2010 10:23
Quant Method : ISTD
Origin : Disabled
Target Version : 4.14
Integrator : HP RTE
Method file : \\cansvr11\dd\chem\MSS\a4ag2.i\00310A.b\8270C-625.m
Last Edit : 10-Mar-2010 10:52 hulat
Curve Type : Average

Compound	0.05000 Level 1	0.25000 Level 2	0.50000 Level 3	1.000 Level 4	2.500 Level 5	5.000 Level 6	RRF	% RSD	
	7.500 Level 7	10.000 Level 8	12.500 Level 9						
59 4-Chloro-3-Methylphenol	+++++	+++++	0.23030	0.24062	0.26109	0.26198			
	0.27925	0.30133	0.30256				0.26816	10.422	<-
60 p-Phenylene diamine	+++++	+++++	+++++	+++++	+++++	+++++			
	+++++	+++++	+++++				+++++	+++++	<-
61 Safrole	+++++	+++++	+++++	+++++	+++++	+++++			
	+++++	+++++	+++++				+++++	+++++	<-
62 2-Methylnaphthalene	0.48733	0.44309	0.46180	0.46400	0.50051	0.49047			
	0.51537	0.54688	0.54835				0.49531	7.425	
63 1-Methylnaphthalene	0.54550	0.53152	0.54405	0.52982	0.56279	0.56232			
	0.58635	0.62696	0.62455				0.56821	6.508	
64 Hexachlorocyclopentadiene	+++++	0.22706	0.25944	0.28232	0.33005	0.34805			
	0.34782	0.43701	0.42161				0.33167	22.306	<-
65 1,2,4,5-Tetrachlorobenzene	+++++	+++++	+++++	+++++	+++++	+++++			
	+++++	+++++	+++++				+++++	+++++	<-
66 2,4,6-Trichlorophenol	+++++	0.23254	0.27724	0.28448	0.29758	0.31384			
	0.31818	0.35304	0.35615				0.30413	13.424	<-
67 2,4,5-Trichlorophenol	+++++	0.26956	0.28714	0.29479	0.32072	0.32870			
	0.33775	0.35044	0.36883				0.31974	10.548	<-
68 1,2,3,5-Tetrachlorobenzene	+++++	0.44771	0.45531	0.43507	0.46161	0.49430			
	0.49063	0.58164	0.57236				0.49233	11.380	<-
69 1,4-Dinitrobenzene	+++++	+++++	+++++	+++++	+++++	+++++			
	+++++	+++++	+++++				+++++	+++++	<-

TestAmerica North Canton

INITIAL CALIBRATION DATA

Start Cal Date : 05-MAR-2010 12:00
End Cal Date : 10-MAR-2010 10:23
Quant Method : ISTD
Origin : Disabled
Target Version : 4.14
Integrator : HP RTE
Method file : \\cansvr11\dd\chem\MSS\a4ag2.i\00310A.b\8270C-625.m
Last Edit : 10-Mar-2010 10:52 hulat
Curve Type : Average

Compound	0.05000 Level 1	0.25000 Level 2	0.50000 Level 3	1.000 Level 4	2.500 Level 5	5.000 Level 6	RRF	% RSD	
	7.500 Level 7	10.000 Level 8	12.500 Level 9						
70 2-Chloronaphthalene	0.93946	0.90602	0.90117	0.91434	0.97921	1.01683			
	1.00610	1.11728	1.10804				0.98761	8.350	
71 Isosafrole 1	+++++	+++++	+++++	+++++	+++++	+++++			
	+++++	+++++	+++++				+++++	+++++	<-
M 188 Isosafrole, Total	+++++	+++++	+++++	+++++	+++++	+++++			
	+++++	+++++	+++++				+++++	+++++	<-
72 Isosafrole 2	+++++	+++++	+++++	+++++	+++++	+++++			
	+++++	+++++	+++++				+++++	+++++	<-
73 2-Nitroaniline	+++++	0.30437	0.32338	0.32509	0.36014	0.36082			
	0.36718	0.39537	0.39945				0.35448	9.696	<-
74 1,2,3,4-Tetrachlorobenzene	+++++	0.39231	0.40679	0.40461	0.42380	0.45117			
	0.45249	0.52516	0.51505				0.44642	11.273	<-
75 1,4-Naphthoquinone	+++++	+++++	+++++	+++++	+++++	+++++			
	+++++	+++++	+++++				+++++	+++++	<-
76 Dimethylphthalate	+++++	1.01919	1.03183	1.07292	1.12931	1.17967			
	1.21389	1.31225	1.32301				1.16026	10.189	<-
77 m-Dinitrobenzene	+++++	+++++	+++++	+++++	+++++	+++++			
	+++++	+++++	+++++				+++++	+++++	<-
78 2,6-Dinitrotoluene	+++++	0.21300	0.22598	0.22130	0.25754	0.26131			
	0.26501	0.28818	0.29305				0.25317	11.953	<-
79 Acenaphthylene	1.48467	1.47668	1.52640	1.53944	1.62973	1.68428			
	1.70107	1.80362	1.87346				1.63548	8.666	

TestAmerica North Canton

INITIAL CALIBRATION DATA

Start Cal Date : 05-MAR-2010 12:00
End Cal Date : 10-MAR-2010 10:23
Quant Method : ISTD
Origin : Disabled
Target Version : 4.14
Integrator : HP RTE
Method file : \\cansvr11\dd\chem\MSS\a4ag2.i\00310A.b\8270C-625.m
Last Edit : 10-Mar-2010 10:52 hulat
Curve Type : Average

Compound	0.05000 Level 1	0.25000 Level 2	0.50000 Level 3	1.000 Level 4	2.500 Level 5	5.000 Level 6	RRF	% RSD	
	7.500 Level 7	10.000 Level 8	12.500 Level 9						
80 1,2-Dinitrobenzene	+++++	0.09464	0.11543	0.11819	0.12860	0.12942			
	0.13579	0.14594	0.14927				0.12716	13.938	<-
81 3-Nitroaniline	+++++	0.21333	0.23179	0.26660	0.28547	0.29689			
	0.30235	0.33483	0.33963				0.28386	15.870	<-
82 Acenaphthene	1.07742	0.95767	0.99408	0.98774	1.05119	1.07158			
	1.07693	1.18254	1.18548				1.06496	7.525	
83 2,4-Dinitrophenol	+++++	+++++	+++++	0.12806	0.16376	0.20104			
	0.20605	0.24265	0.25372				0.19921	23.788	<-
84 Pentachlorobenzene	+++++	+++++	+++++	+++++	+++++	+++++			
	+++++	+++++	+++++				+++++	+++++	<-
85 4-Nitrophenol	+++++	+++++	0.07462	0.14058	0.19350	0.21491			
	0.22400	0.26348	0.27134				0.19749	35.305	<-
86 Dibenzofuran	1.52635	1.32031	1.32552	1.31451	1.41101	1.42271			
	1.45895	1.60377	1.63251				1.44618	8.315	
87 2,4-Dinitrotoluene	+++++	0.27995	0.29477	0.31939	0.34838	0.36521			
	0.36864	0.39958	0.39913				0.34688	13.016	<-
88 2,3,4,6-Tetrachlorophenol	+++++	+++++	+++++	+++++	+++++	+++++			
	+++++	+++++	+++++				+++++	+++++	<-
89 1-Naphthylamine	+++++	+++++	+++++	+++++	+++++	+++++			
	+++++	+++++	+++++				+++++	+++++	<-
90 Zinophos	+++++	+++++	+++++	+++++	+++++	+++++			
	+++++	+++++	+++++				+++++	+++++	<-

TestAmerica North Canton

INITIAL CALIBRATION DATA

Start Cal Date : 05-MAR-2010 12:00
End Cal Date : 10-MAR-2010 10:23
Quant Method : ISTD
Origin : Disabled
Target Version : 4.14
Integrator : HP RTE
Method file : \\cansvr11\dd\chem\MSS\a4ag2.i\00310A.b\8270C-625.m
Last Edit : 10-Mar-2010 10:52 hulat
Curve Type : Average

Compound	0.05000 Level 1	0.25000 Level 2	0.50000 Level 3	1.000 Level 4	2.500 Level 5	5.000 Level 6	RRF	% RSD	
	7.500 Level 7	10.000 Level 8	12.500 Level 9						
91 2,3,5,6-Tetrachlorophenol	+++++	+++++	0.23701	0.23822	0.26007	0.27483			
	0.28122	0.32583	0.33028				0.27821	13.628	<-
92 2-Naphthylamine	+++++	+++++	+++++	+++++	+++++	+++++			
	+++++	+++++	+++++				+++++	+++++	<-
93 Diethylphthalate	+++++	1.09489	1.11976	1.12194	1.20421	1.24804			
	1.26626	1.40678	1.42876				1.23633	10.359	<-
94 Fluorene	1.15064	1.08863	1.13756	1.11493	1.19885	1.21979			
	1.23828	1.37619	1.40255				1.21416	9.120	
95 4-Chlorophenyl-phenylether	+++++	0.51627	0.51780	0.50919	0.54660	0.55057			
	0.56298	0.63245	0.64374				0.55995	9.258	<-
96 4-Nitroaniline	+++++	0.21713	0.25646	0.28966	0.31972	0.34760			
	0.34734	0.38274	0.38721				0.31848	18.946	<-
97 5-Nitro-o-toluidine	+++++	+++++	+++++	+++++	+++++	+++++			
	+++++	+++++	+++++				+++++	+++++	<-
98 4,6-Dinitro-2-methylphenol	+++++	+++++	0.05710	0.08631	0.10985	0.12683			
	0.12445	0.15372	0.14991				0.11545	29.896	<-
99 N-Nitrosodiphenylamine	+++++	0.46781	0.48043	0.48944	0.51299	0.52282			
	0.51122	0.58339	0.59477				0.52036	8.886	<-
100 1,2-Diphenylhydrazine	+++++	0.85527	0.86185	0.86267	0.91745	0.91747			
	0.92402	1.01216	0.99810				0.91862	6.566	<-
101 Diphenylamine	+++++	0.46781	0.48043	0.48944	0.51299	0.52282			
	0.51122	0.58339	0.59477				0.52036	8.886	<-

TestAmerica North Canton

INITIAL CALIBRATION DATA

Start Cal Date : 05-MAR-2010 12:00
End Cal Date : 10-MAR-2010 10:23
Quant Method : ISTD
Origin : Disabled
Target Version : 4.14
Integrator : HP RTE
Method file : \\cansvr11\dd\chem\MSS\a4ag2.i\00310A.b\8270C-625.m
Last Edit : 10-Mar-2010 10:52 hulat
Curve Type : Average

Compound	0.05000 Level 1	0.25000 Level 2	0.50000 Level 3	1.000 Level 4	2.500 Level 5	5.000 Level 6	RRF	% RSD	
	7.500 Level 7	10.000 Level 8	12.500 Level 9						
102 Tetraethyl dithiopyrophosphat	+++++	+++++	+++++	+++++	+++++	+++++			
	+++++	+++++	+++++				+++++	+++++	<-
103 Diallate 1	+++++	+++++	+++++	+++++	+++++	+++++			
	+++++	+++++	+++++				+++++	+++++	<-
M 189 Diallate, Total	+++++	+++++	+++++	+++++	+++++	+++++			
	+++++	+++++	+++++				+++++	+++++	<-
104 Phorate	+++++	+++++	+++++	+++++	+++++	+++++			
	+++++	+++++	+++++				+++++	+++++	<-
105 1,3,5-Trinitrobenzene	+++++	+++++	+++++	+++++	+++++	+++++			
	+++++	+++++	+++++				+++++	+++++	<-
106 4-Bromophenyl-phenylether	+++++	0.18221	0.17638	0.18072	0.18973	0.19275			
	0.19910	0.22888	0.23147				0.19765	10.793	<-
107 Hexachlorobenzene	+++++	0.19253	0.18549	0.18866	0.19289	0.19967			
	0.20211	0.23809	0.24491				0.20554	11.142	
108 Phenacetin	+++++	+++++	+++++	+++++	+++++	+++++			
	+++++	+++++	+++++				+++++	+++++	<-
109 Diallate 2	+++++	+++++	+++++	+++++	+++++	+++++			
	+++++	+++++	+++++				+++++	+++++	<-
110 Dimethoate	+++++	+++++	+++++	+++++	+++++	+++++			
	+++++	+++++	+++++				+++++	+++++	<-
111 Pentachlorophenol	+++++	+++++	+++++	0.09776	0.12126	0.13529			
	0.13642	0.17662	0.18334				0.14178	23.115	<-

TestAmerica North Canton

INITIAL CALIBRATION DATA

Start Cal Date : 05-MAR-2010 12:00
End Cal Date : 10-MAR-2010 10:23
Quant Method : ISTD
Origin : Disabled
Target Version : 4.14
Integrator : HP RTE
Method file : \\cansvr11\dd\chem\MSS\a4ag2.i\00310A.b\8270C-625.m
Last Edit : 10-Mar-2010 10:52 hulat
Curve Type : Average

Compound	0.05000 Level 1	0.25000 Level 2	0.50000 Level 3	1.000 Level 4	2.500 Level 5	5.000 Level 6	RRF	% RSD	
	7.500 Level 7	10.000 Level 8	12.500 Level 9						
112 Pentachloronitrobenzene	+++++	+++++	+++++	+++++	+++++	+++++			
	+++++	+++++	+++++				+++++	+++++	<-
113 4-Aminobiphenyl	+++++	+++++	+++++	+++++	+++++	+++++			
	+++++	+++++	+++++				+++++	+++++	<-
114 Pronamide	+++++	+++++	+++++	+++++	+++++	+++++			
	+++++	+++++	+++++				+++++	+++++	<-
115 Phenanthrene	1.13199	0.94162	0.99635	0.97721	1.03406	1.06508			
	1.08451	1.17212	1.18108				1.06489	8.024	
116 Anthracene	1.09118	0.93536	0.94742	0.98856	1.04567	1.07872			
	1.10972	1.22678	1.19373				1.06857	9.495	
117 Dinoseb	+++++	+++++	+++++	+++++	+++++	+++++			
	+++++	+++++	+++++				+++++	+++++	<-
118 Disulfoton	+++++	+++++	+++++	+++++	+++++	+++++			
	+++++	+++++	+++++				+++++	+++++	<-
119 Carbazole	+++++	0.87499	0.89474	0.92572	0.95670	1.00247			
	1.03191	1.17354	1.13737				0.99968	10.965	<-
120 Di-n-Butylphthalate	+++++	1.12090	1.11086	1.19400	1.28529	1.32835			
	1.36629	1.40958	+++++				1.25932	9.448	<-
121 4-Nitroquinoline 1-oxide	+++++	+++++	+++++	+++++	+++++	+++++			
	+++++	+++++	+++++				+++++	+++++	<-
122 Methapyrilene	+++++	+++++	+++++	+++++	+++++	+++++			
	+++++	+++++	+++++				+++++	+++++	<-

TestAmerica North Canton

INITIAL CALIBRATION DATA

Start Cal Date : 05-MAR-2010 12:00
End Cal Date : 10-MAR-2010 10:23
Quant Method : ISTD
Origin : Disabled
Target Version : 4.14
Integrator : HP RTE
Method file : \\cansvr11\dd\chem\MSS\a4ag2.i\00310A.b\8270C-625.m
Last Edit : 10-Mar-2010 10:52 hulat
Curve Type : Average

Compound	0.05000 Level 1	0.25000 Level 2	0.50000 Level 3	1.000 Level 4	2.500 Level 5	5.000 Level 6	RRF	% RSD	
	7.500 Level 7	10.000 Level 8	12.500 Level 9						
123 Fluoranthene	1.10489	0.97618	0.99467	0.99936	1.07277	1.12527			
	1.13800	1.25988	1.21288				1.09821	8.973	
124 Benzidine	+++++	+++++	0.38804	0.43937	0.48836	0.53395			
	0.55733	0.58899	0.60264				0.51410	15.449	<-
125 Pyrene	1.08178	0.90125	0.91126	0.91066	0.97839	0.98238			
	1.00851	0.99145	1.07041				0.98179	6.756	
126 Aramite 1	+++++	+++++	+++++	+++++	+++++	+++++			
	+++++	+++++	+++++				+++++	+++++	<-
M 191 Aramite, Total	+++++	+++++	+++++	+++++	+++++	+++++			
	+++++	+++++	+++++				+++++	+++++	<-
127 Aramite 2	+++++	+++++	+++++	+++++	+++++	+++++			
	+++++	+++++	+++++				+++++	+++++	<-
128 p-Dimethylamino azobenzene	+++++	+++++	+++++	+++++	+++++	+++++			
	+++++	+++++	+++++				+++++	+++++	<-
129 p-Chlorobenzilate	+++++	+++++	+++++	+++++	+++++	+++++			
	+++++	+++++	+++++				+++++	+++++	<-
130 Famphur 1	+++++	+++++	+++++	+++++	+++++	+++++			
	+++++	+++++	+++++				+++++	+++++	<-
131 Butylbenzylphthalate	+++++	0.41224	0.42210	0.43128	0.48244	0.47148			
	0.49648	0.51435	0.52015				0.46881	8.999	<-
132 3,3'-Dimethylbenzidine	+++++	+++++	+++++	+++++	+++++	+++++			
	+++++	+++++	+++++				+++++	+++++	<-

TestAmerica North Canton

INITIAL CALIBRATION DATA

Start Cal Date : 05-MAR-2010 12:00
End Cal Date : 10-MAR-2010 10:23
Quant Method : ISTD
Origin : Disabled
Target Version : 4.14
Integrator : HP RTE
Method file : \\cansvr11\dd\chem\MSS\a4ag2.i\00310A.b\8270C-625.m
Last Edit : 10-Mar-2010 10:52 hulat
Curve Type : Average

Compound	0.05000 Level 1	0.25000 Level 2	0.50000 Level 3	1.000 Level 4	2.500 Level 5	5.000 Level 6	RRF	% RSD	
	7.500 Level 7	10.000 Level 8	12.500 Level 9						
133 3,3'-Dimethoxybenzidine	+++++	+++++	0.17499	0.18113	0.19957	0.20384			
	0.22890	0.25645	0.22188				0.20954	13.583	<-
134 2-Acetylaminofluorene	+++++	+++++	+++++	+++++	+++++	+++++			
	+++++	+++++	+++++				+++++	+++++	<-
135 3,3'-Dichlorobenzidine	+++++	0.29562	0.31052	0.33520	0.35921	0.37194			
	0.38367	0.43707	0.44720				0.36756	14.902	<-
136 Benzo(a)Anthracene	1.15864	0.96515	0.91821	0.90426	0.96571	0.96225			
	0.98584	1.08968	1.09498				1.00497	8.751	
137 Chrysene	0.95480	0.84877	0.82377	0.82466	0.86738	0.90377			
	0.92106	1.01729	1.02070				0.90913	8.360	
138 4,4'-Methylene bis(o-chloroan	+++++	0.14751	0.15033	0.15972	0.18320	0.18824			
	0.19490	0.21628	0.22461				0.18310	15.825	<-
139 bis(2-ethylhexyl)Phthalate	+++++	0.56582	0.59082	0.63741	0.69172	0.68972			
	0.72057	0.75951	0.77390				0.67868	11.111	<-
140 Di-n-octylphthalate	+++++	0.96137	1.02723	1.09237	1.23647	1.35573			
	1.39067	1.44230	1.45870				1.24561	15.747	<-
141 Benzo(b)fluoranthene	1.09913	0.92668	0.94431	0.97216	1.08487	1.10608			
	1.09071	1.32073	1.27783				1.09139	12.574	
142 Benzo(k)fluoranthene	1.27015	1.02736	0.95792	0.99601	1.02544	1.12599			
	1.19089	1.25980	1.29105				1.12718	11.529	
143 7,12-dimethylbenz[a]anthracen	+++++	+++++	+++++	+++++	+++++	+++++			
	+++++	+++++	+++++				+++++	+++++	<-

TestAmerica North Canton

INITIAL CALIBRATION DATA

Start Cal Date : 05-MAR-2010 12:00
End Cal Date : 10-MAR-2010 10:23
Quant Method : ISTD
Origin : Disabled
Target Version : 4.14
Integrator : HP RTE
Method file : \\cansvr11\dd\chem\MSS\a4ag2.i\00310A.b\8270C-625.m
Last Edit : 10-Mar-2010 10:52 hulat
Curve Type : Average

Compound	0.05000 Level 1	0.25000 Level 2	0.50000 Level 3	1.000 Level 4	2.500 Level 5	5.000 Level 6	RRF	% RSD	
	7.500 Level 7	10.000 Level 8	12.500 Level 9						
144 Hexachlorophene	+++++	+++++	+++++	+++++	+++++	+++++			
	+++++	+++++	+++++				+++++	+++++	<-
145 Hexachlorophene product	+++++	+++++	+++++	+++++	+++++	+++++			
	+++++	+++++	+++++				+++++	+++++	<-
146 Benzo(a)pyrene	1.02314	0.86900	0.84636	0.88237	0.95196	1.01038			
	1.03517	1.14297	1.12574				0.98745	10.956	
148 3-Methylcholanthrene	+++++	+++++	+++++	+++++	+++++	+++++			
	+++++	+++++	+++++				+++++	+++++	<-
149 Indeno(1,2,3-cd)pyrene	1.08624	1.02370	0.99758	1.04717	1.13513	1.20643			
	1.25195	1.38304	1.36704				1.16647	12.371	
150 Dibenz(a,h)anthracene	0.79403	0.78217	0.85172	0.88627	0.96251	1.04463			
	1.07705	1.18153	1.17704				0.97299	15.916	
151 Benzo(g,h,i)perylene	0.94660	0.82989	0.82666	0.84172	0.88799	0.93156			
	0.96596	1.06535	1.06202				0.92864	9.896	
199 3-Picoline	+++++	+++++	+++++	+++++	+++++	+++++			
	+++++	+++++	+++++				+++++	+++++	<-
200 N,N-Dimethylacetamide	+++++	+++++	+++++	+++++	+++++	+++++			
	+++++	+++++	+++++				+++++	+++++	<-
201 Quinoline	+++++	+++++	+++++	+++++	+++++	+++++			
	+++++	+++++	+++++				+++++	+++++	<-
202 Diphenyl	+++++	+++++	+++++	+++++	+++++	+++++			
	+++++	+++++	+++++				+++++	+++++	<-

TestAmerica North Canton

INITIAL CALIBRATION DATA

Start Cal Date : 05-MAR-2010 12:00
End Cal Date : 10-MAR-2010 10:23
Quant Method : ISTD
Origin : Disabled
Target Version : 4.14
Integrator : HP RTE
Method file : \\cansvr11\dd\chem\MSS\a4ag2.i\00310A.b\8270C-625.m
Last Edit : 10-Mar-2010 10:52 hulat
Curve Type : Average

Compound	0.05000 Level 1	0.25000 Level 2	0.50000 Level 3	1.000 Level 4	2.500 Level 5	5.000 Level 6	RRF	% RSD	
	7.500 Level 7	10.000 Level 8	12.500 Level 9						
203 Diphenyl ether	+++++	+++++	+++++	+++++	+++++	+++++			
	+++++	+++++	+++++				+++++	+++++	<-
204 6-Methylchrysene	+++++	+++++	+++++	+++++	+++++	+++++			
	+++++	+++++	+++++				+++++	+++++	<-
205 Benzenethiol	+++++	+++++	+++++	+++++	+++++	+++++			
	+++++	+++++	+++++				+++++	+++++	<-
207 Indene	+++++	+++++	+++++	+++++	+++++	+++++			
	+++++	+++++	+++++				+++++	+++++	<-
208 Dibenz(a,j)acridine	+++++	+++++	+++++	+++++	+++++	+++++			
	+++++	+++++	+++++				+++++	+++++	<-
209 Benzaldehyde	+++++	0.94038	0.97284	0.94451	0.96247	0.88868			
	0.81580	+++++	+++++				0.92078	6.415	<-
210 Caprolactam	+++++	+++++	0.07296	0.08409	0.09764	0.09302			
	0.10084	0.10766	0.11106				0.09532	13.992	<-
211 1,1'-Biphenyl	+++++	1.28955	1.27682	1.28035	1.37377	1.40763			
	1.40975	1.56971	1.57647				1.39801	8.653	<-
212 Atrazine	+++++	0.12716	0.12783	0.12406	0.12989	0.13353			
	0.13409	0.14449	0.13483				0.13199	4.784	<-
213 Benzothiazole	+++++	+++++	+++++	+++++	+++++	+++++			
	+++++	+++++	+++++				+++++	+++++	<-
214 1,3-Dimethyl-2-Thiourea	+++++	+++++	+++++	+++++	+++++	+++++			
	+++++	+++++	+++++				+++++	+++++	<-

TestAmerica North Canton

INITIAL CALIBRATION DATA

Start Cal Date : 05-MAR-2010 12:00
End Cal Date : 10-MAR-2010 10:23
Quant Method : ISTD
Origin : Disabled
Target Version : 4.14
Integrator : HP RTE
Method file : \\cansvr11\dd\chem\MSS\a4ag2.i\00310A.b\8270C-625.m
Last Edit : 10-Mar-2010 10:52 hulat
Curve Type : Average

Compound	0.05000 Level 1	0.25000 Level 2	0.50000 Level 3	1.000 Level 4	2.500 Level 5	5.000 Level 6	RRF	% RSD	
	7.500 Level 7	10.000 Level 8	12.500 Level 9						
215 Phenyl ether	+++++	+++++	+++++	+++++	+++++	+++++			
	+++++	+++++	+++++				+++++	+++++	<-
216 1,3-Diethyl-2-Thiourea	+++++	+++++	+++++	+++++	+++++	+++++			
	+++++	+++++	+++++				+++++	+++++	<-
217 1,3-Dibutyl-2-Thiourea	+++++	+++++	+++++	+++++	+++++	+++++			
	+++++	+++++	+++++				+++++	+++++	
218 1,1,3,3-Tetramethyl-2-Thioure	+++++	+++++	+++++	+++++	+++++	+++++			
	+++++	+++++	+++++				+++++	+++++	<-
219 o-Benzyl Phenol	+++++	+++++	+++++	+++++	+++++	+++++			
	+++++	+++++	+++++				+++++	+++++	<-
220 Diphenyl Thiourea	+++++	+++++	+++++	+++++	+++++	+++++			
	+++++	+++++	+++++				+++++	+++++	<-
221 Hexabromobenzene	+++++	+++++	+++++	+++++	+++++	+++++			
	+++++	+++++	+++++				+++++	+++++	<-
222 Dibenz(a,h)acridine	+++++	+++++	+++++	+++++	+++++	+++++			
	+++++	+++++	+++++				+++++	+++++	<-
223 1,2-bis(2-chloroethoxy)ethane	+++++	+++++	+++++	+++++	+++++	+++++			
	+++++	+++++	+++++				+++++	+++++	<-
224 Acrylamide	+++++	+++++	+++++	+++++	+++++	+++++			
	+++++	+++++	+++++				+++++	+++++	<-
225 Methyl parathion	+++++	+++++	+++++	+++++	+++++	+++++			
	+++++	+++++	+++++				+++++	+++++	<-

TestAmerica North Canton

INITIAL CALIBRATION DATA

Start Cal Date : 05-MAR-2010 12:00
End Cal Date : 10-MAR-2010 10:23
Quant Method : ISTD
Origin : Disabled
Target Version : 4.14
Integrator : HP RTE
Method file : \\cansvr11\dd\chem\MSS\a4ag2.i\00310A.b\8270C-625.m
Last Edit : 10-Mar-2010 10:52 hulat
Curve Type : Average

Compound	0.05000 Level 1	0.25000 Level 2	0.50000 Level 3	1.000 Level 4	2.500 Level 5	5.000 Level 6	RRF	% RSD	
	7.500 Level 7	10.000 Level 8	12.500 Level 9						
226 Parathion	+++++	+++++	+++++	+++++	+++++	+++++			
	+++++	+++++	+++++				+++++	+++++	<-
227 Isodrin	+++++	+++++	+++++	+++++	+++++	+++++			
	+++++	+++++	+++++				+++++	+++++	<-
M 229 Famphur,Total	+++++	+++++	+++++	+++++	+++++	+++++			
	+++++	+++++	+++++				+++++	+++++	<-
230 Famphur 2	+++++	+++++	+++++	+++++	+++++	+++++			
	+++++	+++++	+++++				+++++	+++++	<-
231 2-Chloroacetophenone	+++++	+++++	+++++	+++++	+++++	+++++			
	+++++	+++++	+++++				+++++	+++++	<-
232 2-Methylcyclohexanone	+++++	+++++	+++++	+++++	+++++	+++++			
	+++++	+++++	+++++				+++++	+++++	<-
233 3-Methylcyclohexanone	+++++	+++++	+++++	+++++	+++++	+++++			
	+++++	+++++	+++++				+++++	+++++	<-
234 4-Methylcyclohexanone	+++++	+++++	+++++	+++++	+++++	+++++			
	+++++	+++++	+++++				+++++	+++++	<-
235 Tributyl phosphate	+++++	+++++	+++++	+++++	+++++	+++++			
	+++++	+++++	+++++				+++++	+++++	<-
236 Phenyl sulfone	+++++	+++++	+++++	+++++	+++++	+++++			
	+++++	+++++	+++++				+++++	+++++	<-
237 3,4-Dichloronitrobenzene	+++++	+++++	+++++	+++++	+++++	+++++			
	+++++	+++++	+++++				+++++	+++++	<-

TestAmerica North Canton

INITIAL CALIBRATION DATA

Start Cal Date : 05-MAR-2010 12:00
End Cal Date : 10-MAR-2010 10:23
Quant Method : ISTD
Origin : Disabled
Target Version : 4.14
Integrator : HP RTE
Method file : \\cansvr11\dd\chem\MSS\a4ag2.i\00310A.b\8270C-625.m
Last Edit : 10-Mar-2010 10:52 hulat
Curve Type : Average

Compound	0.05000 Level 1	0.25000 Level 2	0.50000 Level 3	1.000 Level 4	2.500 Level 5	5.000 Level 6	RRF	% RSD	
	7.500 Level 7	10.000 Level 8	12.500 Level 9						
238 Bis(2-hydroxyphenyl)methane	+++++	+++++	+++++	+++++	+++++	+++++			
	+++++	+++++	+++++				+++++	+++++	<-
239 Bis(4-hydroxyphenyl)methane	+++++	+++++	+++++	+++++	+++++	+++++			
	+++++	+++++	+++++				+++++	+++++	<-
240 4-Chlorophenol	+++++	+++++	+++++	+++++	+++++	+++++			
	+++++	+++++	+++++				+++++	+++++	<-
241 2,3-Dichlorophenol	+++++	+++++	+++++	+++++	+++++	+++++			
	+++++	+++++	+++++				+++++	+++++	<-
242 2,5-Dichlorophenol	+++++	+++++	+++++	+++++	+++++	+++++			
	+++++	+++++	+++++				+++++	+++++	<-
243 Octachlorostyrene	+++++	+++++	+++++	+++++	+++++	+++++			
	+++++	+++++	+++++				+++++	+++++	<-
244 Octachlorocyclopentene	+++++	+++++	+++++	+++++	+++++	+++++			
	+++++	+++++	+++++				+++++	+++++	<-
245 Catechol	+++++	+++++	+++++	+++++	+++++	+++++			
	+++++	+++++	+++++				+++++	+++++	<-
246 3-methylcatechol	+++++	+++++	+++++	+++++	+++++	+++++			
	+++++	+++++	+++++				+++++	+++++	<-
247 4-methylcatechol	+++++	+++++	+++++	+++++	+++++	+++++			
	+++++	+++++	+++++				+++++	+++++	<-
248 Hydroquinone	+++++	+++++	+++++	+++++	+++++	+++++			
	+++++	+++++	+++++				+++++	+++++	<-

TestAmerica North Canton

INITIAL CALIBRATION DATA

Start Cal Date : 05-MAR-2010 12:00
End Cal Date : 10-MAR-2010 10:23
Quant Method : ISTD
Origin : Disabled
Target Version : 4.14
Integrator : HP RTE
Method file : \\cansvr11\dd\chem\MSS\a4ag2.i\00310A.b\8270C-625.m
Last Edit : 10-Mar-2010 10:52 hulat
Curve Type : Average

Compound	0.05000 Level 1	0.25000 Level 2	0.50000 Level 3	1.000 Level 4	2.500 Level 5	5.000 Level 6	RRF	% RSD	
	7.500 Level 7	10.000 Level 8	12.500 Level 9						
249 Resorcinol	+++++	+++++	+++++	+++++	+++++	+++++			
	+++++	+++++	+++++				+++++	+++++	<-
250 N-methyl-pyrrolidone	+++++	+++++	+++++	+++++	+++++	+++++			
	+++++	+++++	+++++				+++++	+++++	<-
$ 154 Nitrobenzene-d5	0.42389	0.36225	0.37452	0.37183	0.40659	0.39336			
	0.40636	0.43967	0.39106				0.39661	6.377	
$ 155 2-Fluorobiphenyl	1.11334	1.06780	1.06820	1.08422	1.11256	1.15685			
	1.15891	1.28524	1.29714				1.14936	7.571	
$ 156 Terphenyl-d14	0.63799	0.58865	0.55360	0.57650	0.62270	0.62003			
	0.63754	0.70135	0.73585				0.63047	9.210	
$ 157 Phenol-d5	+++++	1.38645	1.46520	1.47782	1.54943	1.53143			
	1.51624	1.58907	1.61310				1.51609	4.792	
$ 158 2-Fluorophenol	+++++	1.07169	1.08011	1.08320	1.13362	1.13815			
	1.13692	1.23005	1.16377				1.12969	4.655	
$ 159 2,4,6-Tribromophenol	+++++	0.11505	0.12788	0.13315	0.14037	0.15003			
	0.15618	0.18603	0.19127				0.14999	18.043	<-
$ 186 2-Chlorophenol-d4	+++++	1.06577	1.10795	1.12107	1.16941	1.18333			
	1.16598	1.26181	1.26854				1.16798	6.089	<-
$ 187 1,2-Dichlorobenzene-d4	+++++	0.71992	0.74740	0.76508	0.80650	0.79874			
	0.80041	0.86053	0.85838				0.79462	6.253	<-

Report Date : 10-Mar-2010 11:13

TestAmerica North Canton

INITIAL CALIBRATION DATA

Start Cal Date : 05-MAR-2010 12:00
End Cal Date : 10-MAR-2010 10:23
Quant Method : ISTD
Target Version : 4.14
Integrator : HP RTE
Method file : \\cansvr11\dd\chem\MSS\a4ag2.i\00310A.b\8270C-625.m
Last Edit : 10-Mar-2010 10:52 hulat

Calibration File Names:
Level 1: \\cansvr11\dd\chem\MSS\a4ag2.i\00310A.b\2SLL0310.D
Level 2: \\cansvr11\dd\chem\MSS\a4ag2.i\00310A.b\2SL0310.D
Level 3: \\cansvr11\dd\chem\MSS\a4ag2.i\00310A.b\2SML0310.D
Level 4: \\cansvr11\dd\chem\MSS\a4ag2.i\00310A.b\2SM0310.D
Level 5: \\cansvr11\dd\chem\MSS\a4ag2.i\00310A.b\2SMM0310.D
Level 6: \\cansvr11\dd\chem\MSS\a4ag2.i\00310A.b\2SMH0310.D
Level 7: \\cansvr11\dd\chem\MSS\a4ag2.i\00310A.b\2SH0310.D
Level 8: \\cansvr11\dd\chem\MSS\a4ag2.i\00310A.b\2SHH0310.D
Level 9: \\cansvr11\dd\chem\MSS\a4ag2.i\00310A.b\2SHHH0310.D

Compound	0.0500000 Level 1	0.2500000 Level 2	0.5000000 Level 3	1.0000 Level 4	2.5000 Level 5	5.0000 Level 6	Curve	Coefficients b	m1	m2	%RSD or R^2	
	7.5000 Level 7	10.0000 Level 8	12.5000 Level 9									
198 1,4-Dioxane	+++++	0.59568	0.58572	0.55602	0.56918	0.57049						
	0.58278	0.58789	0.53386				AVRG		0.57270		3.51299	<-
7 N-Nitrosomorpholine	+++++	+++++	+++++	+++++	+++++	+++++						
	+++++	+++++	+++++				AVRG		0.000e+000		0.000e+000	<-
8 Ethyl methanesulfonate	+++++	+++++	+++++	+++++	+++++	+++++						
	+++++	+++++	+++++				AVRG		0.000e+000		0.000e+000	<-

TestAmerica North Canton

INITIAL CALIBRATION DATA

Start Cal Date : 05-MAR-2010 12:00
End Cal Date : 10-MAR-2010 10:23
Quant Method : ISTD
Target Version : 4.14
Integrator : HP RTE
Method file : \\cansvr11\dd\chem\MSS\a4ag2.i\00310A.b\8270C-625.m
Last Edit : 10-Mar-2010 10:52 hulat

Compound	0.0500000 Level 1	0.2500000 Level 2	0.5000000 Level 3	1.0000 Level 4	2.5000 Level 5	5.0000 Level 6	Curve	Coefficients b	m1	m2	%RSD or R^2	
	7.5000 Level 7	10.0000 Level 8	12.5000 Level 9									
9 Pyridine	+++++	1.21967	1.28547	1.31764	1.33446	1.36506	AVRG		1.35126		6.34450	<-
	1.34912	1.48178	1.45690									
10 N-Nitrosodimethylamine	+++++	0.78825	0.76506	0.76393	0.81540	0.81293	AVRG		0.79811		3.58510	<-
	0.79227	0.85118	0.79589									
11 Ethyl methacrylate	+++++	+++++	+++++	+++++	+++++	+++++	AVRG		0.000e+000		0.000e+000	<-
	+++++	+++++	+++++									
12 3-Chloropropionitrile	+++++	0.78539	0.74933	0.73201	0.74975	0.73558	AVRG		0.73854		3.46875	<-
	0.69473	0.73647	0.72505									
13 Malononitrile	+++++	+++++	+++++	+++++	+++++	+++++	AVRG		0.000e+000		0.000e+000	<-
	+++++	+++++	+++++									
14 2-Picoline	+++++	+++++	+++++	+++++	+++++	+++++	AVRG		0.000e+000		0.000e+000	<-
	+++++	+++++	+++++									
15 N-Nitrosomethylethylamine	+++++	+++++	+++++	+++++	+++++	+++++	AVRG		0.000e+000		0.000e+000	<-
	+++++	+++++	+++++									

1016

TestAmerica North Canton

INITIAL CALIBRATION DATA

Start Cal Date : 05-MAR-2010 12:00
End Cal Date : 10-MAR-2010 10:23
Quant Method : ISTD
Target Version : 4.14
Integrator : HP RTE
Method file : \\cansvr11\dd\chem\MSS\a4ag2.i\00310A.b\8270C-625.m
Last Edit : 10-Mar-2010 10:52 hulat

Compound	0.0500000 Level 1	0.2500000 Level 2	0.5000000 Level 3	1.0000 Level 4	2.5000 Level 5	5.0000 Level 6	Curve	Coefficients b	m1	m2	%RSD or R^2	
	7.5000 Level 7	10.0000 Level 8	12.5000 Level 9									
16 Methyl methanesulfonate	+++++	+++++	+++++	+++++	+++++	+++++	AVRG		0.000e+000		0.000e+000	<-
	+++++	+++++	+++++									
18 1,3-Dichloro-2-propanol	+++++	+++++	+++++	+++++	+++++	+++++	AVRG		0.000e+000		0.000e+000	<-
	+++++	+++++	+++++									
19 N-Nitrosodiethylamine	+++++	+++++	+++++	+++++	+++++	+++++	AVRG		0.000e+000		0.000e+000	<-
	+++++	+++++	+++++									
21 Aniline	+++++	1.80251	1.82897	1.85004	1.98042	2.04091	AVRG		1.97393		6.54767	<-
	2.07334	2.08500	2.13025									
22 Phenol	+++++	1.41546	1.54184	1.50995	1.63956	1.58390	AVRG		1.57581		5.47632	<-
	1.58393	1.65030	1.68156									
23 bis(2-Chloroethyl)ether	1.51908	1.23312	1.25154	1.21175	1.35975	1.24057	AVRG		1.34589		10.04243	
	1.26363	1.51104	1.52256									
24 2-Chlorophenol	+++++	1.14811	1.21536	1.23173	1.30772	1.27328	AVRG		1.27948		6.37014	<-
	1.29154	1.38195	1.38611									

North Canton

1017

TestAmerica North Canton

INITIAL CALIBRATION DATA

Start Cal Date : 05-MAR-2010 12:00
End Cal Date : 10-MAR-2010 10:23
Quant Method : ISTD
Target Version : 4.14
Integrator : HP RTE
Method file : \\cansvr11\dd\chem\MSS\a4ag2.i\00310A.b\8270C-625.m
Last Edit : 10-Mar-2010 10:52 hulat

Compound	0.0500000 Level 1	0.2500000 Level 2	0.5000000 Level 3	1.0000 Level 4	2.5000 Level 5	5.0000 Level 6	Curve	Coefficients b	m1	m2	%RSD or R^2	
	7.5000 Level 7	10.0000 Level 8	12.5000 Level 9									
25 Pentachloroethane	+++++	+++++	+++++	+++++	+++++	+++++	AVRG		0.000e+000		0.000e+000	<-
	+++++	+++++	+++++									
26 1,3-Dichlorobenzene	+++++	1.17948	1.21732	1.20533	1.29296	1.28137	AVRG		1.28425		6.59526	<-
	1.29124	1.41107	1.39523									
27 1,4-Dichlorobenzene	+++++	1.25061	1.24091	1.22554	1.29024	1.29189	AVRG		1.29193		4.71082	<-
	1.26996	1.37668	1.38961									
28 1,2-Dichlorobenzene	+++++	1.15605	1.16023	1.19451	1.26592	1.23493	AVRG		1.24618		6.26588	<-
	1.24906	1.33745	1.37126									
29 Benzyl Alcohol	+++++	0.73290	0.75220	0.78632	0.83137	0.84365	AVRG		0.82514		8.04298	<-
	0.83325	0.89660	0.92485									
30 2-Methylphenol	+++++	1.03135	1.05975	1.11101	1.17383	1.17360	AVRG		1.15610		7.52027	<-
	1.16294	1.25703	1.27931									
31 bis(2-Chloroisopropyl)ether	+++++	1.91288	1.71415	1.68829	1.71488	1.65287	AVRG		1.69517		5.84336	<-
	1.60036	1.59777	1.68018									

North Canton

1018

TestAmerica North Canton

INITIAL CALIBRATION DATA

Start Cal Date : 05-MAR-2010 12:00
End Cal Date : 10-MAR-2010 10:23
Quant Method : ISTD
Target Version : 4.14
Integrator : HP RTE
Method file : \\cansvr11\dd\chem\MSS\a4ag2.i\00310A.b\8270C-625.m
Last Edit : 10-Mar-2010 10:52 hulat

Compound	0.0500000 Level 1	0.2500000 Level 2	0.5000000 Level 3	1.0000 Level 4	2.5000 Level 5	5.0000 Level 6	Curve	Coefficients b	m1	m2	%RSD or R^2	
	7.5000 Level 7	10.0000 Level 8	12.5000 Level 9									
32 N-Nitroso-di-n-propylamine	+++++	0.94604	0.96820	1.02498	1.05186	1.03704						
	1.03171	1.04334	1.09874				AVRG		1.02524		4.68437	<-
M 195 Cresols, total	+++++	2.05674	2.16247	2.25988	2.42688	2.40357						
	2.39296	2.57173	2.62970				AVRG		2.36299		8.24898	<-
192 4-Methylphenol	+++++	1.02539	1.10272	1.14886	1.25305	1.22997						
	1.23002	1.31470	1.35039				AVRG		1.20689		8.99938	<-
193 3-Methylphenol	+++++	+++++	+++++	+++++	+++++	+++++						
	+++++	+++++	+++++				AVRG		0.000e+000		0.000e+000	<-
34 Hexachloroethane	+++++	0.50347	0.51376	0.52502	0.56434	0.55797						
	0.55834	0.59396	0.59717				AVRG		0.55175		6.34280	<-
35 Nitrobenzene	0.36762	0.32088	0.35172	0.33174	0.35524	0.35487						
	0.35293	0.39348	0.38684				AVRG		0.35726		6.51127	
36 N-Nitrosopyrrolidine	+++++	+++++	+++++	+++++	+++++	+++++						
	+++++	+++++	+++++				AVRG		0.000e+000		0.000e+000	<-

North Canton

1019

TestAmerica North Canton

INITIAL CALIBRATION DATA

Start Cal Date : 05-MAR-2010 12:00
End Cal Date : 10-MAR-2010 10:23
Quant Method : ISTD
Target Version : 4.14
Integrator : HP RTE
Method file : \\cansvr11\dd\chem\MSS\a4ag2.i\00310A.b\8270C-625.m
Last Edit : 10-Mar-2010 10:52 hulat

Compound	0.0500000 Level 1	0.2500000 Level 2	0.5000000 Level 3	1.0000 Level 4	2.5000 Level 5	5.0000 Level 6	Curve	Coefficients b	m1	m2	%RSD or R^2	
	7.5000 Level 7	10.0000 Level 8	12.5000 Level 9									
37 Acetophenone	+++++	1.60529	1.62613	1.67346	1.76639	1.77254						
	1.73540	1.82660	1.87414				AVRG		1.73499		5.45105	<-
39 o-Toluidine	+++++	+++++	+++++	+++++	+++++	+++++						
	+++++	+++++	+++++				AVRG		0.000e+000		0.000e+000	<-
40 N-Nitrosopiperidine	+++++	+++++	+++++	+++++	+++++	+++++						
	+++++	+++++	+++++				AVRG		0.000e+000		0.000e+000	<-
41 Isophorone	+++++	0.58104	0.61239	0.61770	0.65136	0.63961						
	0.66351	0.69845	0.70499				AVRG		0.64613		6.60730	<-
42 2-Nitrophenol	+++++	0.13204	0.14283	0.15401	0.16391	0.16276						
	0.16597	0.18081	0.17865				AVRG		0.16012		10.42897	<-
43 2,4-Dimethylphenol	+++++	0.27939	0.28612	0.29861	0.33453	0.32291						
	0.33721	0.36058	0.35582				AVRG		0.32190		9.59043	<-
44 bis(2-Chloroethoxy)methane	+++++	0.31841	0.34235	0.34028	0.35990	0.34999						
	0.36053	0.38150	0.37883				AVRG		0.35397		5.90301	<-

North Canton

TestAmerica North Canton

INITIAL CALIBRATION DATA

Start Cal Date : 05-MAR-2010 12:00
End Cal Date : 10-MAR-2010 10:23
Quant Method : ISTD
Target Version : 4.14
Integrator : HP RTE
Method file : \\cansvr11\dd\chem\MSS\a4ag2.i\00310A.b\8270C-625.m
Last Edit : 10-Mar-2010 10:52 hulat

Compound	0.0500000 Level 1	0.2500000 Level 2	0.5000000 Level 3	1.0000 Level 4	2.5000 Level 5	5.0000 Level 6	Curve	Coefficients b	m1	m2	%RSD or R^2	
	7.5000 Level 7	10.0000 Level 8	12.5000 Level 9									
45 O,O,O-Triethyl phosphorothioa	+++++	+++++	+++++	+++++	+++++	+++++						
	+++++	+++++	+++++				AVRG		0.000e+000		0.000e+000	<-
46 2,4-Toluenediamene	+++++	0.11358	0.14113	0.15340	0.16232	0.15786						
	0.16192	+++++	+++++				AVRG		0.14837		12.63098	<-
47 1,3,5-Trichlorobenzene	+++++	0.24978	0.25299	0.24102	0.26066	0.25571						
	0.27062	0.29257	0.28751				AVRG		0.26386		6.93538	<-
48 2,4-Dichlorophenol	+++++	0.18581	0.20925	0.20690	0.22647	0.22366						
	0.23529	0.25787	0.25533				AVRG		0.22507		10.91208	<-
49 Benzoic Acid	+++++	+++++	30975	178260	500208	1118525						
	1217644	2631189	2870662				QUAD	0.40345	5.20052	-0.44002	0.99943	<-
50 1,2,4-Trichlorobenzene	+++++	0.23693	0.24796	0.23684	0.24988	0.25740						
	0.25851	0.28821	0.28596				AVRG		0.25771		7.69452	<-
51 Naphthalene	0.94806	0.83827	0.85802	0.86715	0.91956	0.89226						
	0.91981	1.02826	0.98255				AVRG		0.91710		6.72478	

1021

TestAmerica North Canton

INITIAL CALIBRATION DATA

Start Cal Date : 05-MAR-2010 12:00
End Cal Date : 10-MAR-2010 10:23
Quant Method : ISTD
Target Version : 4.14
Integrator : HP RTE
Method file : \\cansvr11\dd\chem\MSS\a4ag2.i\00310A.b\8270C-625.m
Last Edit : 10-Mar-2010 10:52 hulat

Compound	0.0500000 Level 1	0.2500000 Level 2	0.5000000 Level 3	1.0000 Level 4	2.5000 Level 5	5.0000 Level 6	Curve	Coefficients b	m1	m2	%RSD or R^2	
	7.5000 Level 7	10.0000 Level 8	12.5000 Level 9									
52 4-Chloroaniline	+++++	0.33092	0.32639	0.34619	0.38747	0.39277						
	0.40235	0.41133	0.41861				AVRG		0.37701		9.79461	<-
53 a,a-Dimethyl-phenethylamine	+++++	+++++	+++++	+++++	+++++	+++++						
	+++++	+++++	+++++				AVRG		0.000e+000		0.000e+000	<-
54 2,6-Dichlorophenol	+++++	+++++	+++++	+++++	+++++	+++++						
	+++++	+++++	+++++				AVRG		0.000e+000		0.000e+000	<-
55 Hexachloropropene	+++++	+++++	+++++	+++++	+++++	+++++						
	+++++	+++++	+++++				AVRG		0.000e+000		0.000e+000	<-
56 Hexachlorobutadiene	+++++	0.13716	0.14323	0.13681	0.14692	0.14766						
	0.14981	0.17019	0.16887				AVRG		0.15008		8.58986	<-
57 1,2,3-Trichlorobenzene	+++++	0.22495	0.23268	0.22368	0.23619	0.23970						
	0.24634	0.26983	0.26740				AVRG		0.24260		7.28679	<-
58 N-Nitrosodi-n-butylamine	+++++	+++++	+++++	+++++	+++++	+++++						
	+++++	+++++	+++++				AVRG		0.000e+000		0.000e+000	<-

North Canton

1022

TestAmerica North Canton

INITIAL CALIBRATION DATA

Start Cal Date : 05-MAR-2010 12:00
End Cal Date : 10-MAR-2010 10:23
Quant Method : ISTD
Target Version : 4.14
Integrator : HP RTE
Method file : \\cansvr11\dd\chem\MSS\a4ag2.i\00310A.b\8270C-625.m
Last Edit : 10-Mar-2010 10:52 hulat

Compound	0.0500000 Level 1	0.2500000 Level 2	0.5000000 Level 3	1.0000 Level 4	2.5000 Level 5	5.0000 Level 6	Curve	Coefficients b	m1	m2	%RSD or R^2	
	7.5000 Level 7	10.0000 Level 8	12.5000 Level 9									
59 4-Chloro-3-Methylphenol	+++++	+++++	0.23030	0.24062	0.26109	0.26198	AVRG		0.26816		10.42232	<-
	0.27925	0.30133	0.30256									
60 p-Phenylene diamine	+++++	+++++	+++++	+++++	+++++	+++++	AVRG		0.000e+000		0.000e+000	<-
	+++++	+++++	+++++									
61 Safrole	+++++	+++++	+++++	+++++	+++++	+++++	AVRG		0.000e+000		0.000e+000	<-
	+++++	+++++	+++++									
62 2-Methylnaphthalene	0.48733	0.44309	0.46180	0.46400	0.50051	0.49047	AVRG		0.49531		7.42488	
	0.51537	0.54688	0.54835									
63 1-Methylnaphthalene	0.54550	0.53152	0.54405	0.52982	0.56279	0.56232	AVRG		0.56821		6.50785	
	0.58635	0.62696	0.62455									
64 Hexachlorocyclopentadiene	+++++	17811	39272	111659	270412	545964	QUAD	0.06341	3.05679	-0.29509	0.99512	<-
	553547	1306208	1293995									
65 1,2,4,5-Tetrachlorobenzene	+++++	+++++	+++++	+++++	+++++	+++++	AVRG		0.000e+000		0.000e+000	<-
	+++++	+++++	+++++									

North Canton

TestAmerica North Canton

INITIAL CALIBRATION DATA

Start Cal Date : 05-MAR-2010 12:00
End Cal Date : 10-MAR-2010 10:23
Quant Method : ISTD
Target Version : 4.14
Integrator : HP RTE
Method file : \\cansvr11\dd\chem\MSS\a4ag2.i\00310A.b\8270C-625.m
Last Edit : 10-Mar-2010 10:52 hulat

Compound	0.0500000 Level 1	0.2500000 Level 2	0.5000000 Level 3	1.0000 Level 4	2.5000 Level 5	5.0000 Level 6	Curve	Coefficients b	m1	m2	%RSD or R^2	
	7.5000 Level 7	10.0000 Level 8	12.5000 Level 9									
66 2,4,6-Trichlorophenol	+++++	0.23254	0.27724	0.28448	0.29758	0.31384						
	0.31818	0.35304	0.35615				AVRG		0.30413		13.42364	<-
67 2,4,5-Trichlorophenol	+++++	0.26956	0.28714	0.29479	0.32072	0.32870						
	0.33775	0.35044	0.36883				AVRG		0.31974		10.54790	<-
68 1,2,3,5-Tetrachlorobenzene	+++++	0.44771	0.45531	0.43507	0.46161	0.49430						
	0.49063	0.58164	0.57236				AVRG		0.49233		11.37967	<-
69 1,4-Dinitrobenzene	+++++	+++++	+++++	+++++	+++++	+++++						
	+++++	+++++	+++++				AVRG		0.000e+000		0.000e+000	<-
70 2-Chloronaphthalene	0.93946	0.90602	0.90117	0.91434	0.97921	1.01683						
	1.00610	1.11728	1.10804				AVRG		0.98761		8.34952	
71 Isosafrole 1	+++++	+++++	+++++	+++++	+++++	+++++						
	+++++	+++++	+++++				AVRG		0.000e+000		0.000e+000	<-
M 188 Isosafrole, Total	+++++	+++++	+++++	+++++	+++++	+++++						
	+++++	+++++	+++++				AVRG		0.000e+000		0.000e+000	<-

1024

TestAmerica North Canton

INITIAL CALIBRATION DATA

Start Cal Date : 05-MAR-2010 12:00
End Cal Date : 10-MAR-2010 10:23
Quant Method : ISTD
Target Version : 4.14
Integrator : HP RTE
Method file : \\cansvr11\dd\chem\MSS\a4ag2.i\00310A.b\8270C-625.m
Last Edit : 10-Mar-2010 10:52 hulat

Compound	0.0500000 Level 1	0.2500000 Level 2	0.5000000 Level 3	1.0000 Level 4	2.5000 Level 5	5.0000 Level 6	Curve	Coefficients b	m1	m2	%RSD or R^2	
	7.5000 Level 7	10.0000 Level 8	12.5000 Level 9									
72 Isosafrole 2	+++++	+++++	+++++	+++++	+++++	+++++	AVRG		0.000e+000		0.000e+000	<-
	+++++	+++++	+++++									
73 2-Nitroaniline	+++++	0.30437	0.32338	0.32509	0.36014	0.36082	AVRG		0.35448		9.69614	<-
	0.36718	0.39537	0.39945									
74 1,2,3,4-Tetrachlorobenzene	+++++	0.39231	0.40679	0.40461	0.42380	0.45117	AVRG		0.44642		11.27267	<-
	0.45249	0.52516	0.51505									
75 1,4-Naphthoquinone	+++++	+++++	+++++	+++++	+++++	+++++	AVRG		0.000e+000		0.000e+000	<-
	+++++	+++++	+++++									
76 Dimethylphthalate	+++++	1.01919	1.03183	1.07292	1.12931	1.17967	AVRG		1.16026		10.18875	<-
	1.21389	1.31225	1.32301									
77 m-Dinitrobenzene	+++++	+++++	+++++	+++++	+++++	+++++	AVRG		0.000e+000		0.000e+000	<-
	+++++	+++++	+++++									
78 2,6-Dinitrotoluene	+++++	0.21300	0.22598	0.22130	0.25754	0.26131	AVRG		0.25317		11.95332	<-
	0.26501	0.28818	0.29305									

North Canton

TestAmerica North Canton

INITIAL CALIBRATION DATA

Start Cal Date : 05-MAR-2010 12:00
End Cal Date : 10-MAR-2010 10:23
Quant Method : ISTD
Target Version : 4.14
Integrator : HP RTE
Method file : \\cansvr11\dd\chem\MSS\a4ag2.i\00310A.b\8270C-625.m
Last Edit : 10-Mar-2010 10:52 hulat

Compound	0.0500000 Level 1	0.2500000 Level 2	0.5000000 Level 3	1.0000 Level 4	2.5000 Level 5	5.0000 Level 6	Curve	Coefficients b	m1	m2	%RSD or R^2	
	7.5000 Level 7	10.0000 Level 8	12.5000 Level 9									
79 Acenaphthylene	1.48467	1.47668	1.52640	1.53944	1.62973	1.68428						
	1.70107	1.80362	1.87346				AVRG		1.63548		8.66608	
80 1,2-Dinitrobenzene	+++++	0.09464	0.11543	0.11819	0.12860	0.12942						
	0.13579	0.14594	0.14927				AVRG		0.12716		13.93812	<-
81 3-Nitroaniline	+++++	16734	35086	105443	233889	465716						
	481182	1000781	1042381				QUAD	0.03927	3.53335	-0.29741	0.99934	<-
82 Acenaphthene	1.07742	0.95767	0.99408	0.98774	1.05119	1.07158						
	1.07693	1.18254	1.18548				AVRG		1.06496		7.52533	
83 2,4-Dinitrophenol	+++++	+++++	+++++	101298	268330	630729						
	655845	1450544	1557428				QUAD	0.44108	5.00852	-0.39177	0.99817	<-
84 Pentachlorobenzene	+++++	+++++	+++++	+++++	+++++	+++++						
	+++++	+++++	+++++				AVRG		0.000e+000		0.000e+000	<-
85 4-Nitrophenol	+++++	+++++	11295	55599	158533	337117						
	356485	787539	832785				QUAD	0.17586	4.67177	-0.66815	0.99844	<-

1026

TestAmerica North Canton

INITIAL CALIBRATION DATA

Start Cal Date : 05-MAR-2010 12:00
End Cal Date : 10-MAR-2010 10:23
Quant Method : ISTD
Target Version : 4.14
Integrator : HP RTE
Method file : \\cansvr11\dd\chem\MSS\a4ag2.i\00310A.b\8270C-625.m
Last Edit : 10-Mar-2010 10:52 hulat

Compound	0.0500000 Level 1 / 7.5000 Level 7	0.2500000 Level 2 / 10.0000 Level 8	0.5000000 Level 3 / 12.5000 Level 9	1.0000 Level 4	2.5000 Level 5	5.0000 Level 6	Curve	Coefficients b	Coefficients m1	Coefficients m2	%RSD or R^2	
86 Dibenzofuran	1.52635 / 1.45895	1.32031 / 1.60377	1.32552 / 1.63251	1.31451	1.41101	1.42271	AVRG		1.44618		8.31469	
87 2,4-Dinitrotoluene	+++++ / 0.36864	0.27995 / 0.39958	0.29477 / 0.39913	0.31939	0.34838	0.36521	AVRG		0.34688		13.01601	<-
88 2,3,4,6-Tetrachlorophenol	+++++ / +++++	+++++ / +++++	+++++ / +++++	+++++	+++++	+++++	AVRG		0.000e+000		0.000e+000	<-
89 1-Naphthylamine	+++++ / +++++	+++++ / +++++	+++++ / +++++	+++++	+++++	+++++	AVRG		0.000e+000		0.000e+000	<-
90 Zinophos	+++++ / +++++	+++++ / +++++	+++++ / +++++	+++++	+++++	+++++	AVRG		0.000e+000		0.000e+000	<-
91 2,3,5,6-Tetrachlorophenol	+++++ / 0.28122	+++++ / 0.32583	0.23701 / 0.33028	0.23822	0.26007	0.27483	AVRG		0.27821		13.62828	<-
92 2-Naphthylamine	+++++ / +++++	+++++ / +++++	+++++ / +++++	+++++	+++++	+++++	AVRG		0.000e+000		0.000e+000	<-

North Canton

1027

TestAmerica North Canton

INITIAL CALIBRATION DATA

Start Cal Date : 05-MAR-2010 12:00
End Cal Date : 10-MAR-2010 10:23
Quant Method : ISTD
Target Version : 4.14
Integrator : HP RTE
Method file : \\cansvr11\dd\chem\MSS\a4ag2.i\00310A.b\8270C-625.m
Last Edit : 10-Mar-2010 10:52 hulat

Compound	0.0500000 Level 1	0.2500000 Level 2	0.5000000 Level 3	1.0000 Level 4	2.5000 Level 5	5.0000 Level 6	Curve	Coefficients b	m1	m2	%RSD or R^2	
	7.5000 Level 7	10.0000 Level 8	12.5000 Level 9									
93 Diethylphthalate	+++++	1.09489	1.11976	1.12194	1.20421	1.24804						
	1.26626	1.40678	1.42876				AVRG		1.23633		10.35940	<-
94 Fluorene	1.15064	1.08863	1.13756	1.11493	1.19885	1.21979						
	1.23828	1.37619	1.40255				AVRG		1.21416		9.12045	
95 4-Chlorophenyl-phenylether	+++++	0.51627	0.51780	0.50919	0.54660	0.55057						
	0.56298	0.63245	0.64374				AVRG		0.55995		9.25847	<-
96 4-Nitroaniline	+++++	17032	38820	114562	261944	545266						
	552784	1144003	1188415				QUAD	0.06003	3.01765	-0.19780	0.99934	<-
97 5-Nitro-o-toluidine	+++++	+++++	+++++	+++++	+++++	+++++						
	+++++	+++++	+++++				AVRG		0.000e+000		0.000e+000	<-
98 4,6-Dinitro-2-methylphenol	+++++	+++++	13830	54352	146894	324437						
	329555	745007	763933				QUAD	0.15839	8.14445	-1.91871	0.99535	<-
99 N-Nitrosodiphenylamine	+++++	0.46781	0.48043	0.48944	0.51299	0.52282						
	0.51122	0.58339	0.59477				AVRG		0.52036		8.88579	<-

North Canton

1028

TestAmerica North Canton

INITIAL CALIBRATION DATA

Start Cal Date : 05-MAR-2010 12:00
End Cal Date : 10-MAR-2010 10:23
Quant Method : ISTD
Target Version : 4.14
Integrator : HP RTE
Method file : \\cansvr11\dd\chem\MSS\a4ag2.i\00310A.b\8270C-625.m
Last Edit : 10-Mar-2010 10:52 hulat

Compound	0.0500000 Level 1	0.2500000 Level 2	0.5000000 Level 3	1.0000 Level 4	2.5000 Level 5	5.0000 Level 6	Curve	Coefficients b	m1	m2	%RSD or R^2	
	7.5000 Level 7	10.0000 Level 8	12.5000 Level 9									
100 1,2-Diphenylhydrazine	+++++	0.85527	0.86185	0.86267	0.91745	0.91747						
	0.92402	1.01216	0.99810				AVRG		0.91862		6.56568	<-
101 Diphenylamine	+++++	0.46781	0.48043	0.48944	0.51299	0.52282						
	0.51122	0.58339	0.59477				AVRG		0.52036		8.88579	<-
102 Tetraethyl dithiopyrophosphat	+++++	+++++	+++++	+++++	+++++	+++++						
	+++++	+++++	+++++				AVRG		0.000e+000		0.000e+000	<-
103 Diallate 1	+++++	+++++	+++++	+++++	+++++	+++++						
	+++++	+++++	+++++				AVRG		0.000e+000		0.000e+000	<-
M 189 Diallate, Total	+++++	+++++	+++++	+++++	+++++	+++++						
	+++++	+++++	+++++				AVRG		0.000e+000		0.000e+000	<-
104 Phorate	+++++	+++++	+++++	+++++	+++++	+++++						
	+++++	+++++	+++++				AVRG		0.000e+000		0.000e+000	<-
105 1,3,5-Trinitrobenzene	+++++	+++++	+++++	+++++	+++++	+++++						
	+++++	+++++	+++++				AVRG		0.000e+000		0.000e+000	<-

North Canton

TestAmerica North Canton

INITIAL CALIBRATION DATA

Start Cal Date : 05-MAR-2010 12:00
End Cal Date : 10-MAR-2010 10:23
Quant Method : ISTD
Target Version : 4.14
Integrator : HP RTE
Method file : \\cansvr11\dd\chem\MSS\a4ag2.i\00310A.b\8270C-625.m
Last Edit : 10-Mar-2010 10:52 hulat

Compound	0.0500000 Level 1	0.2500000 Level 2	0.5000000 Level 3	1.0000 Level 4	2.5000 Level 5	5.0000 Level 6	Curve	Coefficients b	m1	m2	%RSD or R^2	
	7.5000 Level 7	10.0000 Level 8	12.5000 Level 9									
106 4-Bromophenyl-phenylether	+++++	0.18221	0.17638	0.18072	0.18973	0.19275						
	0.19910	0.22888	0.23147				AVRG		0.19765		10.79340	<-
107 Hexachlorobenzene	+++++	0.19253	0.18549	0.18866	0.19289	0.19967						
	0.20211	0.23809	0.24491				AVRG		0.20554		11.14243	
108 Phenacetin	+++++	+++++	+++++	+++++	+++++	+++++						
	+++++	+++++	+++++				AVRG		0.000e+000		0.000e+000	<-
109 Diallate 2	+++++	+++++	+++++	+++++	+++++	+++++						
	+++++	+++++	+++++				AVRG		0.000e+000		0.000e+000	<-
110 Dimethoate	+++++	+++++	+++++	+++++	+++++	+++++						
	+++++	+++++	+++++				AVRG		0.000e+000		0.000e+000	<-
111 Pentachlorophenol	+++++	+++++	+++++	123121	324295	692147						
	722509	1712006	1868553				QUAD	0.31598	7.70193	-1.08523	0.99448	<-
112 Pentachloronitrobenzene	+++++	+++++	+++++	+++++	+++++	+++++						
	+++++	+++++	+++++				AVRG		0.000e+000		0.000e+000	<-

1030

TestAmerica North Canton

INITIAL CALIBRATION DATA

Start Cal Date : 05-MAR-2010 12:00
End Cal Date : 10-MAR-2010 10:23
Quant Method : ISTD
Target Version : 4.14
Integrator : HP RTE
Method file : \\cansvr11\dd\chem\MSS\a4ag2.i\00310A.b\8270C-625.m
Last Edit : 10-Mar-2010 10:52 hulat

Compound	0.0500000 Level 1	0.2500000 Level 2	0.5000000 Level 3	1.0000 Level 4	2.5000 Level 5	5.0000 Level 6	Curve	Coefficients b	m1	m2	%RSD or R^2	
	7.5000 Level 7	10.0000 Level 8	12.5000 Level 9									
113 4-Aminobiphenyl	+++++	+++++	+++++	+++++	+++++	+++++	AVRG		0.000e+000		0.000e+000	<-
	+++++	+++++	+++++									
114 Pronamide	+++++	+++++	+++++	+++++	+++++	+++++	AVRG		0.000e+000		0.000e+000	<-
	+++++	+++++	+++++									
115 Phenanthrene	1.13199	0.94162	0.99635	0.97721	1.03406	1.06508	AVRG		1.06489		8.02450	
	1.08451	1.17212	1.18108									
116 Anthracene	1.09118	0.93536	0.94742	0.98856	1.04567	1.07872	AVRG		1.06857		9.49483	
	1.10972	1.22678	1.19373									
117 Dinoseb	+++++	+++++	+++++	+++++	+++++	+++++	AVRG		0.000e+000		0.000e+000	<-
	+++++	+++++	+++++									
118 Disulfoton	+++++	+++++	+++++	+++++	+++++	+++++	AVRG		0.000e+000		0.000e+000	<-
	+++++	+++++	+++++									
119 Carbazole	+++++	0.87499	0.89474	0.92572	0.95670	1.00247	AVRG		0.99968		10.96510	<-
	1.03191	1.17354	1.13737									

North Canton

1031

TestAmerica North Canton

INITIAL CALIBRATION DATA

Start Cal Date : 05-MAR-2010 12:00
End Cal Date : 10-MAR-2010 10:23
Quant Method : ISTD
Target Version : 4.14
Integrator : HP RTE
Method file : \\cansvr11\dd\chem\MSS\a4ag2.i\00310A.b\8270C-625.m
Last Edit : 10-Mar-2010 10:52 hulat

Compound	0.0500000 Level 1	0.2500000 Level 2	0.5000000 Level 3	1.0000 Level 4	2.5000 Level 5	5.0000 Level 6	Curve	Coefficients b	m1	m2	%RSD or R^2	
	7.5000 Level 7	10.0000 Level 8	12.5000 Level 9									
120 Di-n-Butylphthalate	+++++	1.12090	1.11086	1.19400	1.28529	1.32835	AVRG		1.25932		9.44754	<-
	1.36629	1.40958	+++++									
121 4-Nitroquinoline 1-oxide	+++++	+++++	+++++	+++++	+++++	+++++	AVRG		0.000e+000		0.000e+000	<-
	+++++	+++++	+++++									
122 Methapyrilene	+++++	+++++	+++++	+++++	+++++	+++++	AVRG		0.000e+000		0.000e+000	<-
	+++++	+++++	+++++									
123 Fluoranthene	1.10489	0.97618	0.99467	0.99936	1.07277	1.12527	AVRG		1.09821		8.97253	
	1.13800	1.25988	1.21288									
124 Benzidine	+++++	+++++	110356	332935	777762	1689969	QUAD	0.09193	1.88843	-0.06916	0.99983	<-
	1786676	3706323	3971181									
125 Pyrene	1.08178	0.90125	0.91126	0.91066	0.97839	0.98238	AVRG		0.98179		6.75562	
	1.00851	0.99145	1.07041									
126 Aramite 1	+++++	+++++	+++++	+++++	+++++	+++++	AVRG		0.000e+000		0.000e+000	<-
	+++++	+++++	+++++									

North Canton

TestAmerica North Canton

INITIAL CALIBRATION DATA

Start Cal Date : 05-MAR-2010 12:00
End Cal Date : 10-MAR-2010 10:23
Quant Method : ISTD
Target Version : 4.14
Integrator : HP RTE
Method file : \\cansvr11\dd\chem\MSS\a4ag2.i\00310A.b\8270C-625.m
Last Edit : 10-Mar-2010 10:52 hulat

Compound	0.0500000 Level 1	0.2500000 Level 2	0.5000000 Level 3	1.0000 Level 4	2.5000 Level 5	5.0000 Level 6	Curve	Coefficients b	m1	m2	%RSD or R^2	
	7.5000 Level 7	10.0000 Level 8	12.5000 Level 9									
M 191 Aramite, Total	+++++	+++++	+++++	+++++	+++++	+++++						
	+++++	+++++	+++++				AVRG		0.000e+000		0.000e+000	<-
127 Aramite 2	+++++	+++++	+++++	+++++	+++++	+++++						
	+++++	+++++	+++++				AVRG		0.000e+000		0.000e+000	<-
128 p-Dimethylamino azobenzene	+++++	+++++	+++++	+++++	+++++	+++++						
	+++++	+++++	+++++				AVRG		0.000e+000		0.000e+000	<-
129 p-Chlorobenzilate	+++++	+++++	+++++	+++++	+++++	+++++						
	+++++	+++++	+++++				AVRG		0.000e+000		0.000e+000	<-
130 Famphur 1	+++++	+++++	+++++	+++++	+++++	+++++						
	+++++	+++++	+++++				AVRG		0.000e+000		0.000e+000	<-
131 Butylbenzylphthalate	+++++	0.41224	0.42210	0.43128	0.48244	0.47148						
	0.49648	0.51435	0.52015				AVRG		0.46881		8.99866	<-
132 3,3'-Dimethylbenzidine	+++++	+++++	+++++	+++++	+++++	+++++						
	+++++	+++++	+++++				AVRG		0.000e+000		0.000e+000	<-

TestAmerica North Canton

INITIAL CALIBRATION DATA

Start Cal Date : 05-MAR-2010 12:00
End Cal Date : 10-MAR-2010 10:23
Quant Method : ISTD
Target Version : 4.14
Integrator : HP RTE
Method file : \\cansvr11\dd\chem\MSS\a4ag2.i\00310A.b\8270C-625.m
Last Edit : 10-Mar-2010 10:52 hulat

Compound	0.0500000 Level 1	0.2500000 Level 2	0.5000000 Level 3	1.0000 Level 4	2.5000 Level 5	5.0000 Level 6	Curve	Coefficients b	m1	m2	%RSD or R^2	
	7.5000 Level 7	10.0000 Level 8	12.5000 Level 9									
133 3,3'-Dimethoxybenzidine	+++++	+++++	0.17499	0.18113	0.19957	0.20384						
	0.22890	0.25645	0.22188				AVRG		0.20954		13.58286	<-
134 2-Acetylaminofluorene	+++++	+++++	+++++	+++++	+++++	+++++						
	+++++	+++++	+++++				AVRG		0.000e+000		0.000e+000	<-
135 3,3'-Dichlorobenzidine	+++++	0.29562	0.31052	0.33520	0.35921	0.37194						
	0.38367	0.43707	0.44720				AVRG		0.36756		14.90163	<-
136 Benzo(a)Anthracene	1.15864	0.96515	0.91821	0.90426	0.96571	0.96225						
	0.98584	1.08968	1.09498				AVRG		1.00497		8.75131	
137 Chrysene	0.95480	0.84877	0.82377	0.82466	0.86738	0.90377						
	0.92106	1.01729	1.02070				AVRG		0.90913		8.35982	
138 4,4'-Methylene bis(o-chloroan	+++++	22198	42753	121029	291758	595791						
	624799	1360981	1480132				QUAD	0.03769	5.61712	-0.86816	0.99954	<-
139 bis(2-ethylhexyl)Phthalate	+++++	0.56582	0.59082	0.63741	0.69172	0.68972						
	0.72057	0.75951	0.77390				AVRG		0.67868		11.11144	<-

TestAmerica North Canton

INITIAL CALIBRATION DATA

Start Cal Date : 05-MAR-2010 12:00
End Cal Date : 10-MAR-2010 10:23
Quant Method : ISTD
Target Version : 4.14
Integrator : HP RTE
Method file : \\cansvr11\dd\chem\MSS\a4ag2.i\00310A.b\8270C-625.m
Last Edit : 10-Mar-2010 10:52 hulat

Compound	0.0500000 Level 1	0.2500000 Level 2	0.5000000 Level 3	1.0000 Level 4	2.5000 Level 5	5.0000 Level 6	Curve	Coefficients b	m1	m2	%RSD or R^2	
	7.5000 Level 7	10.0000 Level 8	12.5000 Level 9									
140 Di-n-octylphthalate	+++++	135323	268208	748389	1789275	3687493						
	3801461	7629124	8276582				QUAD	0.07333	0.74288	-0.00746	0.99982	<-
141 Benzo(b)fluoranthene	1.09913	0.92668	0.94431	0.97216	1.08487	1.10608						
	1.09071	1.32073	1.27783				AVRG		1.09139		12.57360	
142 Benzo(k)fluoranthene	1.27015	1.02736	0.95792	0.99601	1.02544	1.12599						
	1.19089	1.25980	1.29105				AVRG		1.12718		11.52948	
143 7,12-dimethylbenz[a]anthracen	+++++	+++++	+++++	+++++	+++++	+++++						
	+++++	+++++	+++++				AVRG		0.000e+000		0.000e+000	<-
144 Hexachlorophene	+++++	+++++	+++++	+++++	+++++	+++++						
	+++++	+++++	+++++				AVRG		0.000e+000		0.000e+000	<-
145 Hexachlorophene product	+++++	+++++	+++++	+++++	+++++	+++++						
	+++++	+++++	+++++				AVRG		0.000e+000		0.000e+000	<-
146 Benzo(a)pyrene	1.02314	0.86900	0.84636	0.88237	0.95196	1.01038						
	1.03517	1.14297	1.12574				AVRG		0.98745		10.95585	

TestAmerica North Canton

INITIAL CALIBRATION DATA

Start Cal Date : 05-MAR-2010 12:00
End Cal Date : 10-MAR-2010 10:23
Quant Method : ISTD
Target Version : 4.14
Integrator : HP RTE
Method file : \\cansvr11\dd\chem\MSS\a4ag2.i\00310A.b\8270C-625.m
Last Edit : 10-Mar-2010 10:52 hulat

Compound	0.0500000 Level 1	0.2500000 Level 2	0.5000000 Level 3	1.0000 Level 4	2.5000 Level 5	5.0000 Level 6	Curve	Coefficients b	m1	m2	%RSD or R^2	
	7.5000 Level 7	10.0000 Level 8	12.5000 Level 9									
148 3-Methylcholanthrene	+++++	+++++	+++++	+++++	+++++	+++++	AVRG		0.000e+000		0.000e+000	<-
	+++++	+++++	+++++									
149 Indeno(1,2,3-cd)pyrene	1.08624	1.02370	0.99758	1.04717	1.13513	1.20643	AVRG		1.16647		12.37109	
	1.25195	1.38304	1.36704									
150 Dibenz(a,h)anthracene	19027	110099	222382	607188	1392829	2841311	QUAD	0.04512	0.99011	-0.02135	0.99918	
	2944181	6249746	6678441									
151 Benzo(g,h,i)perylene	0.94660	0.82989	0.82666	0.84172	0.88799	0.93156	AVRG		0.92864		9.89614	
	0.96596	1.06535	1.06202									
199 3-Picoline	+++++	+++++	+++++	+++++	+++++	+++++	AVRG		0.000e+000		0.000e+000	<-
	+++++	+++++	+++++									
200 N,N-Dimethylacetamide	+++++	+++++	+++++	+++++	+++++	+++++	AVRG		0.000e+000		0.000e+000	<-
	+++++	+++++	+++++									
201 Quinoline	+++++	+++++	+++++	+++++	+++++	+++++	AVRG		0.000e+000		0.000e+000	<-
	+++++	+++++	+++++									

1036

TestAmerica North Canton

INITIAL CALIBRATION DATA

Start Cal Date : 05-MAR-2010 12:00
End Cal Date : 10-MAR-2010 10:23
Quant Method : ISTD
Target Version : 4.14
Integrator : HP RTE
Method file : \\cansvr11\dd\chem\MSS\a4ag2.i\00310A.b\8270C-625.m
Last Edit : 10-Mar-2010 10:52 hulat

Compound	0.0500000 Level 1	0.2500000 Level 2	0.5000000 Level 3	1.0000 Level 4	2.5000 Level 5	5.0000 Level 6	Curve	Coefficients b	m1	m2	%RSD or R^2	
	7.5000 Level 7	10.0000 Level 8	12.5000 Level 9									
202 Diphenyl	+++++	+++++	+++++	+++++	+++++	+++++	AVRG		0.000e+000		0.000e+000	<-
	+++++	+++++	+++++									
203 Diphenyl ether	+++++	+++++	+++++	+++++	+++++	+++++	AVRG		0.000e+000		0.000e+000	<-
	+++++	+++++	+++++									
204 6-Methylchrysene	+++++	+++++	+++++	+++++	+++++	+++++	AVRG		0.000e+000		0.000e+000	<-
	+++++	+++++	+++++									
205 Benzenethiol	+++++	+++++	+++++	+++++	+++++	+++++	AVRG		0.000e+000		0.000e+000	<-
	+++++	+++++	+++++									
207 Indene	+++++	+++++	+++++	+++++	+++++	+++++	AVRG		0.000e+000		0.000e+000	<-
	+++++	+++++	+++++									
208 Dibenz(a,j)acridine	+++++	+++++	+++++	+++++	+++++	+++++	AVRG		0.000e+000		0.000e+000	<-
	+++++	+++++	+++++									
209 Benzaldehyde	+++++	0.94038	0.97284	0.94451	0.96247	0.88868	AVRG		0.92078		6.41547	<-
	0.81580	+++++	+++++									

North Canton

TestAmerica North Canton

INITIAL CALIBRATION DATA

Start Cal Date : 05-MAR-2010 12:00
End Cal Date : 10-MAR-2010 10:23
Quant Method : ISTD
Target Version : 4.14
Integrator : HP RTE
Method file : \\cansvr11\dd\chem\MSS\a4ag2.i\00310A.b\8270C-625.m
Last Edit : 10-Mar-2010 10:52 hulat

Compound	0.0500000 Level 1	0.2500000 Level 2	0.5000000 Level 3	1.0000 Level 4	2.5000 Level 5	5.0000 Level 6	Curve	Coefficients b	m1	m2	%RSD or R^2	
	7.5000 Level 7	10.0000 Level 8	12.5000 Level 9									
210 Caprolactam	+++++	+++++	0.07296	0.08409	0.09764	0.09302						
	0.10084	0.10766	0.11106				AVRG		0.09532		13.99196	<-
211 1,1'-Biphenyl	+++++	1.28955	1.27682	1.28035	1.37377	1.40763						
	1.40975	1.56971	1.57647				AVRG		1.39801		8.65330	<-
212 Atrazine	+++++	0.12716	0.12783	0.12406	0.12989	0.13353						
	0.13409	0.14449	0.13483				AVRG		0.13199		4.78437	<-
213 Benzothiazole	+++++	+++++	+++++	+++++	+++++	+++++						
	+++++	+++++	+++++				AVRG		0.000e+000		0.000e+000	<-
214 1,3-Dimethyl-2-Thiourea	+++++	+++++	+++++	+++++	+++++	+++++						
	+++++	+++++	+++++				AVRG		0.000e+000		0.000e+000	<-
215 Phenyl ether	+++++	+++++	+++++	+++++	+++++	+++++						
	+++++	+++++	+++++				AVRG		0.000e+000		0.000e+000	<-
216 1,3-Diethyl-2-Thiourea	+++++	+++++	+++++	+++++	+++++	+++++						
	+++++	+++++	+++++				AVRG		0.000e+000		0.000e+000	<-

TestAmerica North Canton

INITIAL CALIBRATION DATA

Start Cal Date : 05-MAR-2010 12:00
End Cal Date : 10-MAR-2010 10:23
Quant Method : ISTD
Target Version : 4.14
Integrator : HP RTE
Method file : \\cansvr11\dd\chem\MSS\a4ag2.i\00310A.b\8270C-625.m
Last Edit : 10-Mar-2010 10:52 hulat

Compound	0.0500000 Level 1	0.2500000 Level 2	0.5000000 Level 3	1.0000 Level 4	2.5000 Level 5	5.0000 Level 6	Curve	Coefficients b	m1	m2	%RSD or R^2	
	7.5000 Level 7	10.0000 Level 8	12.5000 Level 9									
217 1,3-Dibutyl-2-Thiourea	+++++ +++++	+++++ +++++	+++++ +++++	+++++	+++++	+++++	AVRG		0.000e+000		0.000e+000	
218 1,1,3,3-Tetramethyl-2-Thioure	+++++ +++++	+++++ +++++	+++++ +++++	+++++	+++++	+++++	AVRG		0.000e+000		0.000e+000	<-
219 o-Benzyl Phenol	+++++ +++++	+++++ +++++	+++++ +++++	+++++	+++++	+++++	AVRG		0.000e+000		0.000e+000	<-
220 Diphenyl Thiourea	+++++ +++++	+++++ +++++	+++++ +++++	+++++	+++++	+++++	AVRG		0.000e+000		0.000e+000	<-
221 Hexabromobenzene	+++++ +++++	+++++ +++++	+++++ +++++	+++++	+++++	+++++	AVRG		0.000e+000		0.000e+000	<-
222 Dibenz(a,h)acridine	+++++ +++++	+++++ +++++	+++++ +++++	+++++	+++++	+++++	AVRG		0.000e+000		0.000e+000	<-
223 1,2-bis(2-chloroethoxy)ethane	+++++ +++++	+++++ +++++	+++++ +++++	+++++	+++++	+++++	AVRG		0.000e+000		0.000e+000	<-

TestAmerica North Canton

INITIAL CALIBRATION DATA

Start Cal Date : 05-MAR-2010 12:00
End Cal Date : 10-MAR-2010 10:23
Quant Method : ISTD
Target Version : 4.14
Integrator : HP RTE
Method file : \\cansvr11\dd\chem\MSS\a4ag2.i\00310A.b\8270C-625.m
Last Edit : 10-Mar-2010 10:52 hulat

Compound	0.0500000 Level 1	0.2500000 Level 2	0.5000000 Level 3	1.0000 Level 4	2.5000 Level 5	5.0000 Level 6	Curve	Coefficients b	m1	m2	%RSD or R^2	
	7.5000 Level 7	10.0000 Level 8	12.5000 Level 9									
224 Acrylamide	+++++ +++++	+++++ +++++	+++++ +++++	+++++	+++++	+++++	AVRG		0.000e+000		0.000e+000	<-
225 Methyl parathion	+++++ +++++	+++++ +++++	+++++ +++++	+++++	+++++	+++++	AVRG		0.000e+000		0.000e+000	<-
226 Parathion	+++++ +++++	+++++ +++++	+++++ +++++	+++++	+++++	+++++	AVRG		0.000e+000		0.000e+000	<-
227 Isodrin	+++++ +++++	+++++ +++++	+++++ +++++	+++++	+++++	+++++	AVRG		0.000e+000		0.000e+000	<-
M 229 Famphur,Total	+++++ +++++	+++++ +++++	+++++ +++++	+++++	+++++	+++++	AVRG		0.000e+000		0.000e+000	<-
230 Famphur 2	+++++ +++++	+++++ +++++	+++++ +++++	+++++	+++++	+++++	AVRG		0.000e+000		0.000e+000	<-
231 2-Chloroacetophenone	+++++ +++++	+++++ +++++	+++++ +++++	+++++	+++++	+++++	AVRG		0.000e+000		0.000e+000	<-

TestAmerica North Canton

INITIAL CALIBRATION DATA

Start Cal Date : 05-MAR-2010 12:00
End Cal Date : 10-MAR-2010 10:23
Quant Method : ISTD
Target Version : 4.14
Integrator : HP RTE
Method file : \\cansvr11\dd\chem\MSS\a4ag2.i\00310A.b\8270C-625.m
Last Edit : 10-Mar-2010 10:52 hulat

Compound	0.0500000 Level 1	0.2500000 Level 2	0.5000000 Level 3	1.0000 Level 4	2.5000 Level 5	5.0000 Level 6	Curve	Coefficients b	m1	m2	%RSD or R^2	
	7.5000 Level 7	10.0000 Level 8	12.5000 Level 9									
232 2-Methylcyclohexanone	+++++ +++++	+++++ +++++	+++++ +++++	+++++	+++++	+++++	AVRG		0.000e+000		0.000e+000	<-
233 3-Methylcyclohexanone	+++++ +++++	+++++ +++++	+++++ +++++	+++++	+++++	+++++	AVRG		0.000e+000		0.000e+000	<-
234 4-Methylcyclohexanone	+++++ +++++	+++++ +++++	+++++ +++++	+++++	+++++	+++++	AVRG		0.000e+000		0.000e+000	<-
235 Tributyl phosphate	+++++ +++++	+++++ +++++	+++++ +++++	+++++	+++++	+++++	AVRG		0.000e+000		0.000e+000	<-
236 Phenyl sulfone	+++++ +++++	+++++ +++++	+++++ +++++	+++++	+++++	+++++	AVRG		0.000e+000		0.000e+000	<-
237 3,4-Dichloronitrobenzene	+++++ +++++	+++++ +++++	+++++ +++++	+++++	+++++	+++++	AVRG		0.000e+000		0.000e+000	<-
238 Bis(2-hydroxyphenyl)methane	+++++ +++++	+++++ +++++	+++++ +++++	+++++	+++++	+++++	AVRG		0.000e+000		0.000e+000	<-

1041

TestAmerica North Canton

INITIAL CALIBRATION DATA

Start Cal Date : 05-MAR-2010 12:00
End Cal Date : 10-MAR-2010 10:23
Quant Method : ISTD
Target Version : 4.14
Integrator : HP RTE
Method file : \\cansvr11\dd\chem\MSS\a4ag2.i\00310A.b\8270C-625.m
Last Edit : 10-Mar-2010 10:52 hulat

Compound	0.0500000 Level 1	0.2500000 Level 2	0.5000000 Level 3	1.0000 Level 4	2.5000 Level 5	5.0000 Level 6	Curve	Coefficients b	m1	m2	%RSD or R^2	
	7.5000 Level 7	10.0000 Level 8	12.5000 Level 9									
239 Bis(4-hydroxyphenyl)methane	+++++	+++++	+++++	+++++	+++++	+++++						
	+++++	+++++	+++++				AVRG		0.000e+000		0.000e+000	<-
240 4-Chlorophenol	+++++	+++++	+++++	+++++	+++++	+++++						
	+++++	+++++	+++++				AVRG		0.000e+000		0.000e+000	<-
241 2,3-Dichlorophenol	+++++	+++++	+++++	+++++	+++++	+++++						
	+++++	+++++	+++++				AVRG		0.000e+000		0.000e+000	<-
242 2,5-Dichlorophenol	+++++	+++++	+++++	+++++	+++++	+++++						
	+++++	+++++	+++++				AVRG		0.000e+000		0.000e+000	<-
243 Octachlorostyrene	+++++	+++++	+++++	+++++	+++++	+++++						
	+++++	+++++	+++++				AVRG		0.000e+000		0.000e+000	<-
244 Octachlorocyclopentene	+++++	+++++	+++++	+++++	+++++	+++++						
	+++++	+++++	+++++				AVRG		0.000e+000		0.000e+000	<-
245 Catechol	+++++	+++++	+++++	+++++	+++++	+++++						
	+++++	+++++	+++++				AVRG		0.000e+000		0.000e+000	<-

North Canton

TestAmerica North Canton

INITIAL CALIBRATION DATA

Start Cal Date : 05-MAR-2010 12:00
End Cal Date : 10-MAR-2010 10:23
Quant Method : ISTD
Target Version : 4.14
Integrator : HP RTE
Method file : \\cansvr11\dd\chem\MSS\a4ag2.i\00310A.b\8270C-625.m
Last Edit : 10-Mar-2010 10:52 hulat

Compound	0.0500000 Level 1	0.2500000 Level 2	0.5000000 Level 3	1.0000 Level 4	2.5000 Level 5	5.0000 Level 6	Curve	Coefficients b	m1	m2	%RSD or R^2	
	7.5000 Level 7	10.0000 Level 8	12.5000 Level 9									
246 3-methylcatechol	+++++	+++++	+++++	+++++	+++++	+++++						
	+++++	+++++	+++++				AVRG		0.000e+000		0.000e+000	<-
247 4-methylcatechol	+++++	+++++	+++++	+++++	+++++	+++++						
	+++++	+++++	+++++				AVRG		0.000e+000		0.000e+000	<-
248 Hydroquinone	+++++	+++++	+++++	+++++	+++++	+++++						
	+++++	+++++	+++++				AVRG		0.000e+000		0.000e+000	<-
249 Resorcinol	+++++	+++++	+++++	+++++	+++++	+++++						
	+++++	+++++	+++++				AVRG		0.000e+000		0.000e+000	<-
250 N-methyl-pyrrolidone	+++++	+++++	+++++	+++++	+++++	+++++						
	+++++	+++++	+++++				AVRG		0.000e+000		0.000e+000	<-
$ 154 Nitrobenzene-d5	0.42389	0.36225	0.37452	0.37183	0.40659	0.39336						
	0.40636	0.43967	0.39106				AVRG		0.39661		6.37665	
$ 155 2-Fluorobiphenyl	1.11334	1.06780	1.06820	1.08422	1.11256	1.15685						
	1.15891	1.28524	1.29714				AVRG		1.14936		7.57145	

TestAmerica North Canton

INITIAL CALIBRATION DATA

Start Cal Date : 05-MAR-2010 12:00
End Cal Date : 10-MAR-2010 10:23
Quant Method : ISTD
Target Version : 4.14
Integrator : HP RTE
Method file : \\cansvr11\dd\chem\MSS\a4ag2.i\00310A.b\8270C-625.m
Last Edit : 10-Mar-2010 10:52 hulat

Compound	0.0500000 Level 1	0.2500000 Level 2	0.5000000 Level 3	1.0000 Level 4	2.5000 Level 5	5.0000 Level 6	Curve	Coefficients b	m1	m2	%RSD or R^2	
	7.5000 Level 7	10.0000 Level 8	12.5000 Level 9									
$ 156 Terphenyl-d14	0.63799	0.58865	0.55360	0.57650	0.62270	0.62003						
	0.63754	0.70135	0.73585				AVRG		0.63047		9.21020	
$ 157 Phenol-d5	+++++	1.38645	1.46520	1.47782	1.54943	1.53143						
	1.51624	1.58907	1.61310				AVRG		1.51609		4.79176	
$ 158 2-Fluorophenol	+++++	1.07169	1.08011	1.08320	1.13362	1.13815						
	1.13692	1.23005	1.16377				AVRG		1.12969		4.65481	
$ 159 2,4,6-Tribromophenol	+++++	9025	19357	52662	115004	235351						
	248549	556041	587023				QUAD	0.04249	7.10219	-1.66386	0.99820	<-
$ 186 2-Chlorophenol-d4	+++++	1.06577	1.10795	1.12107	1.16941	1.18333						
	1.16598	1.26181	1.26854				AVRG		1.16798		6.08929	<-
$ 187 1,2-Dichlorobenzene-d4	+++++	0.71992	0.74740	0.76508	0.80650	0.79874						
	0.80041	0.86053	0.85838				AVRG		0.79462		6.25326	<-

TestAmerica North Canton

INITIAL CALIBRATION DATA

Start Cal Date : 05-MAR-2010 12:00
End Cal Date : 10-MAR-2010 10:23
Quant Method : ISTD
Target Version : 4.14
Integrator : HP RTE
Method file : \\cansvr11\dd\chem\MSS\a4ag2.i\00310A.b\8270C-625.m
Last Edit : 10-Mar-2010 10:52 hulat

Curve	Formula	Units
Averaged	Amt = Rsp/m1	Response
Quad	Amt = b + m1*Rsp + m2*Rsp^2	Response

TestAmerica North Canton

Semivolatile REPORT SW-846 Method 8270

Data file : \\cansvr11\dd\chem\MSS\a4ag2.i\00310A.b\2SH0310.D
Lab Smp Id: L7
Inj Date : 10-MAR-2010 08:39
Operator : 046900 Inst ID: a4ag2.i
Smp Info : L7,00310A.b,8270C-625,3-827042.SUB,1,,7
Misc Info :
Comment :
Method : \\cansvr11\dd\chem\MSS\a4ag2.i\00310A.b\8270C-625.m
Meth Date : 10-Mar-2010 11:17 a4ag2.i Quant Type: ISTD
Cal Date : 10-MAR-2010 08:56 Cal File: 2SMH0310.D
Als bottle: 4 Calibration Sample, Level: 7
Dil Factor: 1.00000
Integrator: HP RTE Compound Sublist: 3-827042.SUB
Target Version: 4.14
Processing Host: CANPMSSV04

		QUANT SIG					AMOUNTS CAL-AMT	ON-COL
	Compounds	MASS	RT	EXP RT	REL RT	RESPONSE	(NG)	(NG)
* 1	1,4-Dichlorobenzene-d4	152	3.507	3.507	(1.000)	191952	2.00000	
* 2	Naphthalene-d8	136	4.401	4.401	(1.000)	778756	2.00000	
* 3	Acenaphthene-d10	164	5.671	5.671	(1.000)	424394	2.00000	
* 4	Phenanthrene-d10	188	6.765	6.765	(1.000)	706162	2.00000	
* 5	Chrysene-d12	240	8.730	8.730	(1.000)	854870	2.00000	
* 6	Perylene-d12	264	10.106	10.106	(1.000)	728946	2.00000	
198	1,4-Dioxane	88	1.701	1.701	(0.485)	419497	7.50000	7.6320
9	Pyridine	79	1.895	1.895	(0.540)	971121	7.50000	7.4881
10	N-Nitrosodimethylamine	74	1.866	1.866	(0.532)	570295	7.50000	7.4451
12	3-Chloropropionitrile	54	2.266	2.266	(0.646)	500082	7.50000	7.0552
209	Benzaldehyde	77	3.213	3.213	(0.916)	587226	7.50000	6.6449
21	Aniline	93	3.283	3.283	(0.936)	1492435	7.50000	7.8777
22	Phenol	94	3.225	3.225	(0.919)	1140147	7.50000	7.5386
23	bis(2-Chloroethyl)ether	93	3.301	3.301	(0.941)	909586	7.50000	7.0416
24	2-Chlorophenol	128	3.366	3.366	(0.960)	929675	7.50000	7.5707
26	1,3-Dichlorobenzene	146	3.477	3.477	(0.992)	929462	7.50000	7.5408
27	1,4-Dichlorobenzene	146	3.519	3.519	(1.003)	914145	7.50000	7.3725
28	1,2-Dichlorobenzene	146	3.630	3.630	(1.035)	899101	7.50000	7.5174
29	Benzyl Alcohol	108	3.583	3.583	(1.022)	599790	7.50000	7.5737
30	2-Methylphenol	108	3.642	3.642	(1.039)	837107	7.50000	7.5443
31	bis(2-Chloroisopropyl)ether	45	3.666	3.666	(1.045)	1151968	7.50000	7.0805
37	Acetophenone	105	3.772	3.772	(1.075)	1249178	7.50000	7.5018
32	N-Nitroso-di-n-propylamine	70	3.760	3.760	(1.072)	742648	7.50000	7.5474
192	4-Methylphenol	108	3.742	3.742	(1.067)	885394	7.50000	7.6438
34	Hexachloroethane	117	3.872	3.872	(1.104)	401901	7.50000	7.5894
35	Nitrobenzene	77	3.901	3.901	(0.886)	1030670	7.50000	7.4091
41	Isophorone	82	4.060	4.060	(0.922)	1937660	7.50000	7.7017
42	2-Nitrophenol	139	4.124	4.124	(0.937)	484697	7.50000	7.7740
43	2,4-Dimethylphenol	107	4.119	4.119	(0.936)	984777	7.50000	7.8569
44	bis(2-Chloroethoxy)methane	93	4.189	4.189	(0.952)	1052863	7.50000	7.6389
46	2,4-Toluenediamene	121	5.219	5.219	(1.186)	472850	7.50000	8.1848

47	1,3,5-Trichlorobenzene	180	4.136	4.136 (0.940)	790298	7.50000	7.6922
48	2,4-Dichlorophenol	162	4.289	4.289 (0.975)	687121	7.50000	7.8404

	Compounds	QUANT SIG MASS	RT	EXP RT	REL RT	RESPONSE	AMOUNTS CAL-AMT (NG)	ON-COL (NG)
49	Benzoic Acid	122	4.201	4.201	(0.955)	1217644	15.0000	14.918(M)
50	1,2,4-Trichlorobenzene	180	4.354	4.354	(0.989)	754944	7.50000	7.5233
51	Naphthalene	128	4.419	4.419	(1.004)	2686139	7.50000	7.5221
52	4-Chloroaniline	127	4.436	4.436	(1.008)	1175003	7.50000	8.0042
56	Hexachlorobutadiene	225	4.501	4.501	(1.023)	437495	7.50000	7.4865
210	Caprolactam	113	4.689	4.689	(1.065)	294498	7.50000	7.9342
57	1,2,3-Trichlorobenzene	180	4.519	4.519	(1.027)	719398	7.50000	7.6158
59	4-Chloro-3-Methylphenol	107	4.766	4.766	(1.083)	815501	7.50000	7.8101
62	2-Methylnaphthalene	142	4.913	4.913	(1.116)	1505043	7.50000	7.8037
63	1-Methylnaphthalene	142	4.983	4.983	(1.132)	1712352	7.50000	7.7396
64	Hexachlorocyclopentadiene	237	5.024	5.024	(0.886)	553547	7.50000	7.0969
66	2,4,6-Trichlorophenol	196	5.107	5.107	(0.900)	506369	7.50000	7.8464
67	2,4,5-Trichlorophenol	196	5.136	5.136	(0.906)	537528	7.50000	7.9225
211	1,1'-Biphenyl	154	5.242	5.242	(0.924)	2243578	7.50000	7.5630
68	1,2,3,5-Tetrachlorobenzene	216	5.024	5.024	(0.886)	780822	7.50000	7.4741
70	2-Chloronaphthalene	162	5.271	5.271	(0.929)	1601192	7.50000	7.6405
73	2-Nitroaniline	65	5.324	5.324	(0.939)	584354	7.50000	7.7687
74	1,2,3,4-Tetrachlorobenzene	216	5.242	5.242	(0.924)	720127	7.50000	7.6019
76	Dimethylphthalate	163	5.436	5.436	(0.959)	1931884	7.50000	7.8467
78	2,6-Dinitrotoluene	165	5.489	5.489	(0.968)	421753	7.50000	7.8507
79	Acenaphthylene	152	5.571	5.571	(0.982)	2707214	7.50000	7.8008
80	1,2-Dinitrobenzene	168	5.536	5.536	(0.976)	216109	7.50000	8.0091
81	3-Nitroaniline	138	5.618	5.618	(0.991)	481182	7.50000	7.3262
82	Acenaphthene	153	5.701	5.701	(1.005)	1713916	7.50000	7.5843
83	2,4-Dinitrophenol	184	5.695	5.695	(1.004)	655845	15.0000	14.491
85	4-Nitrophenol	109	5.713	5.713	(1.007)	356485	7.50000	7.2573
86	Dibenzofuran	168	5.824	5.824	(1.027)	2321880	7.50000	7.5662
87	2,4-Dinitrotoluene	165	5.789	5.789	(1.021)	586676	7.50000	7.9704
91	2,3,5,6-Tetrachlorophenol	232	5.871	5.871	(1.035)	447554	7.50000	7.5811
93	Diethylphthalate	149	5.948	5.948	(1.049)	2015226	7.50000	7.6816
94	Fluorene	166	6.071	6.071	(1.071)	1970691	7.50000	7.6490
95	4-Chlorophenyl-phenylether	204	6.054	6.054	(1.067)	895975	7.50000	7.5406
96	4-Nitroaniline	138	6.071	6.071	(1.071)	552784	7.50000	7.3100
98	4,6-Dinitro-2-methylphenol	198	6.089	6.089	(0.900)	329555	7.50000	7.0828
99	N-Nitrosodiphenylamine	169	6.136	6.136	(0.907)	1353775	7.50000	7.3683
100	1,2-Diphenylhydrazine	77	6.171	6.171	(0.912)	2446904	7.50000	7.5440
106	4-Bromophenyl-phenylether	248	6.413	6.413	(0.948)	527238	7.50000	7.5549
107	Hexachlorobenzene	284	6.483	6.483	(0.958)	535218	7.50000	7.3748
212	Atrazine	200	6.501	6.501	(0.961)	355089	7.50000	7.6196
111	Pentachlorophenol	266	6.618	6.618	(0.978)	722509	15.0000	14.120
115	Phenanthrene	178	6.783	6.783	(1.003)	2871901	7.50000	7.6382
116	Anthracene	178	6.818	6.818	(1.008)	2938663	7.50000	7.7888
119	Carbazole	167	6.924	6.924	(1.023)	2732608	7.50000	7.7418
120	Di-n-Butylphthalate	149	7.136	7.136	(1.055)	3618078	7.50000	8.1370
123	Fluoranthene	202	7.665	7.665	(1.133)	3013534	7.50000	7.7717
124	Benzidine	184	7.730	7.730	(0.885)	1786676	7.50000	7.4733
125	Pyrene	202	7.836	7.836	(0.898)	3233044	7.50000	7.7041
131	Butylbenzylphthalate	149	8.248	8.248	(0.945)	1591609	7.50000	7.9426
133	3,3'-Dimethoxybenzidine	244	8.642	8.642	(0.990)	733799	7.50000	8.1930
135	3,3'-Dichlorobenzidine	252	8.677	8.677	(0.994)	1229965	7.50000	7.8289
136	Benzo(a)Anthracene	228	8.724	8.724	(0.999)	3160354	7.50000	7.3572
137	Chrysene	228	8.754	8.754	(1.003)	2952689	7.50000	7.5984

138	4,4'-Methylene bis(o-chloroan	231	8.671	8.671 (0.993)	624799	7.50000	7.3587
139	bis(2-ethylhexyl)Phthalate	149	8.654	8.654 (0.991)	2309972	7.50000	7.9629

Compounds	QUANT SIG MASS	RT	EXP RT	REL RT	RESPONSE	AMOUNTS CAL-AMT (NG)	AMOUNTS ON-COL (NG)
140 Di-n-octylphthalate	149	9.171	9.171	(0.907)	3801461	7.50000	7.4890
141 Benzo(b)fluoranthene	252	9.683	9.683	(0.958)	2981505	7.50000	7.4953
142 Benzo(k)fluoranthene	252	9.712	9.712	(0.961)	3255366	7.50000	7.9239
146 Benzo(a)pyrene	252	10.048	10.048	(0.994)	2829694	7.50000	7.8624
149 Indeno(1,2,3-cd)pyrene	276	11.612	11.612	(1.149)	3422254	7.50000	8.0495
150 Dibenz(a,h)anthracene	278	11.618	11.618	(1.150)	2944181	7.50000	7.3916
151 Benzo(g,h,i)perylene	276	12.071	12.071	(1.194)	2640498	7.50000	7.8014
$ 154 Nitrobenzene-d5	82	3.883	3.883	(0.882)	1186694	7.50000	7.6842
$ 155 2-Fluorobiphenyl	172	5.166	5.166	(0.911)	1844372	7.50000	7.5623
$ 156 Terphenyl-d14	244	7.912	7.912	(0.906)	2043817	7.50000	7.5842
$ 157 Phenol-d5	99	3.219	3.219	(0.918)	1091423	7.50000	7.5007
$ 158 2-Fluorophenol	112	2.636	2.636	(0.752)	818378	7.50000	7.5480
$ 159 2,4,6-Tribromophenol	330	6.248	6.248	(1.102)	248549	7.50000	7.2625
$ 186 2-Chlorophenol-d4	132	3.354	3.354	(0.956)	839299	7.50000	7.4872
$ 187 1,2-Dichlorobenzene-d4	152	3.619	3.619	(1.032)	576148	7.50000	7.5546
101 Diphenylamine	169	6.136	6.136	(0.907)	1353775	7.50000	7.3683

QC Flag Legend

M - Compound response manually integrated.

TestAmerica North Canton

INTERNAL STANDARD COMPOUNDS
AREA AND RT SUMMARY

Instrument ID: a4ag2.i
Lab File ID: 2SH0310.D
Lab Smp Id: L7
Analysis Type: SV
Quant Type: ISTD
Operator: 046900
Method File: \\cansvr11\dd\chem\MSS\a4ag2.i\00310A.b\8270C-625.m
Misc Info:

Calibration Date: 10-MAR-2010
Calibration Time: 08:56
Level:
Sample Type:

		AREA LIMIT			
COMPOUND	STANDARD	LOWER	UPPER	SAMPLE	%DIFF
1 1,4-Dichlorobenze	283692	141846	567384	191952	-32.34
2 Naphthalene-d8	1200069	600035	2400138	778756	-35.11
3 Acenaphthene-d10	627462	313731	1254924	424394	-32.36
4 Phenanthrene-d10	1023199	511600	2046398	706162	-30.98
5 Chrysene-d12	1266019	633010	2532038	854870	-32.48
6 Perylene-d12	1087973	543987	2175946	728946	-33.00

		RT LIMIT			
COMPOUND	STANDARD	LOWER	UPPER	SAMPLE	%DIFF
1 1,4-Dichlorobenze	3.51	3.01	4.01	3.51	0.00
2 Naphthalene-d8	4.40	3.90	4.90	4.40	0.00
3 Acenaphthene-d10	5.67	5.17	6.17	5.67	0.00
4 Phenanthrene-d10	6.77	6.27	7.27	6.77	0.00
5 Chrysene-d12	8.73	8.23	9.23	8.73	0.00
6 Perylene-d12	10.11	9.61	10.61	10.11	0.00

AREA UPPER LIMIT = +100% of internal standard area.
AREA LOWER LIMIT = - 50% of internal standard area.
RT UPPER LIMIT = + 0.50 minutes of internal standard RT.
RT LOWER LIMIT = - 0.50 minutes of internal standard RT.

Data File: \\cansvr11\dd\chem\MSS\a4ag2.i\00310A.b\2SH0310.D

Page 1

Date : 10-MAR-2010 08:39

Client ID:

Instrument: a4ag2.i

Sample Info: L7,00310A.b,8270C-625,3-827042,SUB,1,,7

Operator: 046900

Column phase: db5.625

Column diameter: 0.32

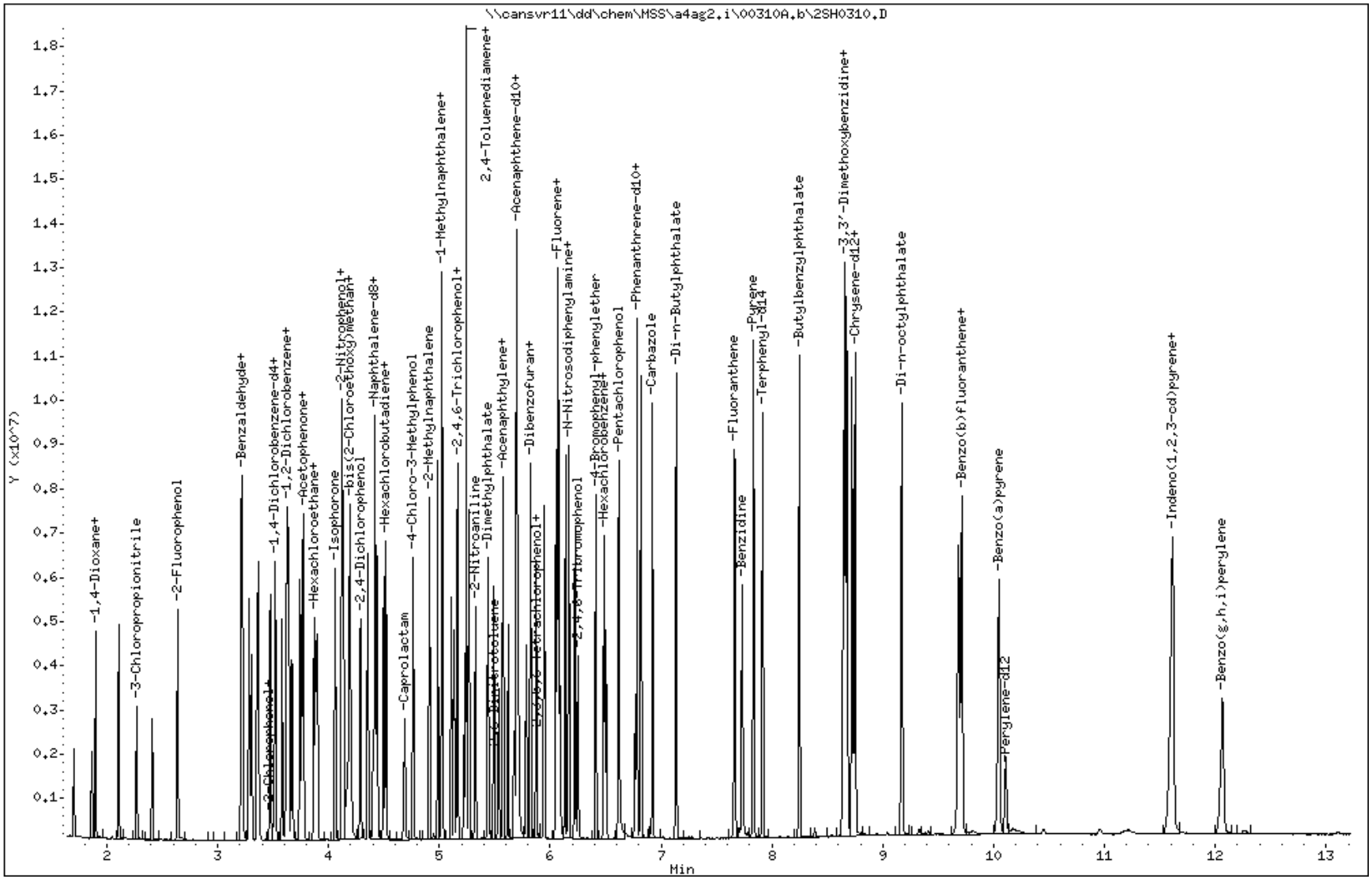

1051

North Canton

Data File Name: 2SH0310.D
Inj. Date and Time: 10-MAR-2010 08:39
Instrument ID: a4ag2.i
Client ID:
Compound Name: Benzoic Acid
CAS #: 65-85-0
Report Date: 03/10/2010

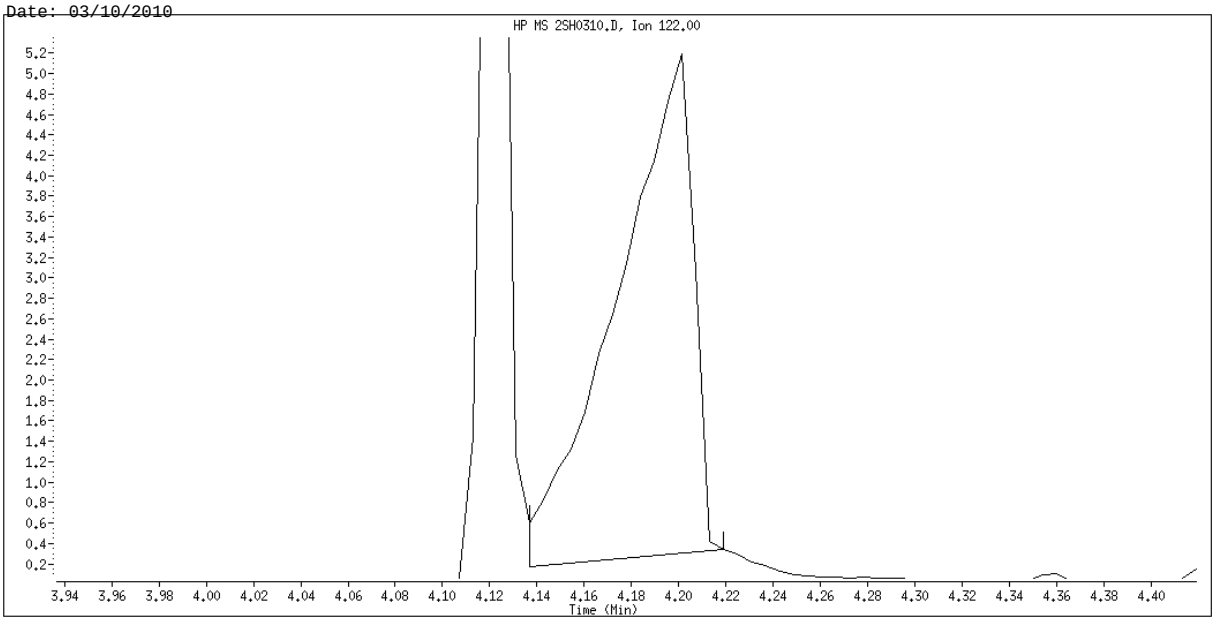

Original Integration

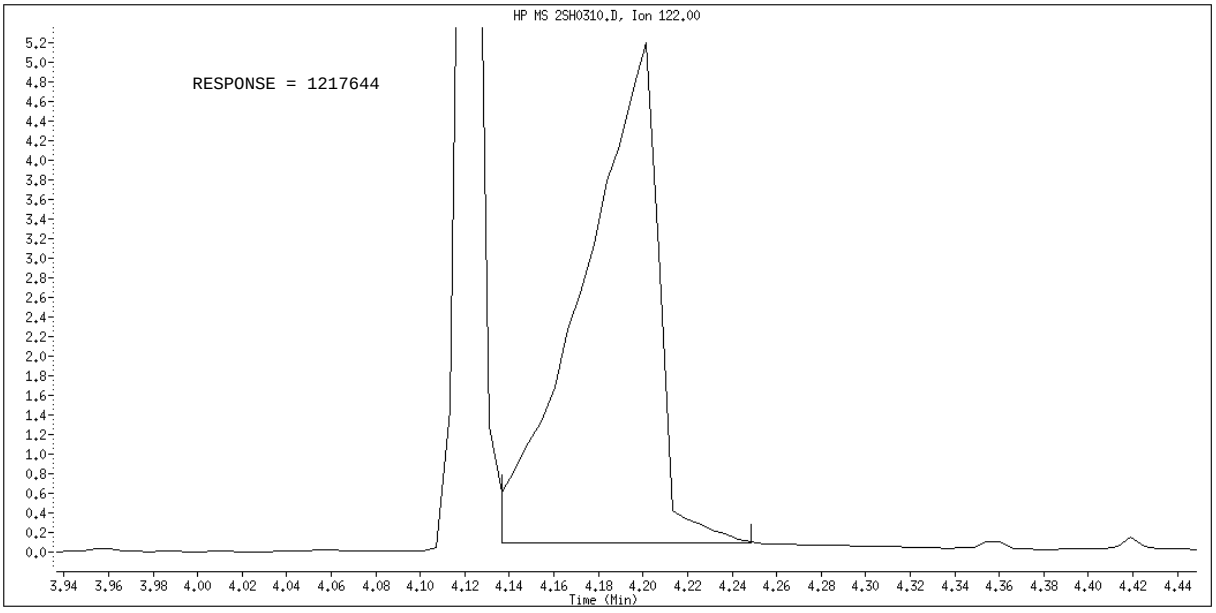

Manual Integration

Manually Integrated By: hulat
Manual Integration Reason: Poor Chromatography

TestAmerica North Canton

Semivolatile REPORT SW-846 Method 8270

Data file : \\cansvr11\dd\chem\MSS\a4ag2.i\00310A.b\2SHH0310.D
Lab Smp Id: L8
Inj Date : 10-MAR-2010 08:21
Operator : 046900 Inst ID: a4ag2.i
Smp Info : L8,00310A.b,8270C-625,3-827042.SUB,1,,8
Misc Info :
Comment   :
Method   : \\cansvr11\dd\chem\MSS\a4ag2.i\00310A.b\8270C-625.m
Meth Date : 10-Mar-2010 11:18 a4ag2.i Quant Type: ISTD
Cal Date : 10-MAR-2010 08:39 Cal File: 2SH0310.D
Als bottle: 3 Calibration Sample, Level: 8
Dil Factor: 1.00000
Integrator: HP RTE Compound Sublist: 3-827042.SUB
Target Version: 4.14
Processing Host: CANPMSSV04

		QUANT SIG					AMOUNTS CAL-AMT	ON-COL	
	Compounds	MASS	RT	EXP RT	REL RT	RESPONSE	(NG)	(NG)	
*	1 1,4-Dichlorobenzene-d4	152	3.513	3.513	(1.000)	276970	2.00000		(Q)
*	2 Naphthalene-d8	136	4.407	4.407	(1.000)	1118340	2.00000		
*	3 Acenaphthene-d10	164	5.677	5.677	(1.000)	597789	2.00000		
*	4 Phenanthrene-d10	188	6.765	6.765	(1.000)	969323	2.00000		
*	5 Chrysene-d12	240	8.736	8.736	(1.000)	1258540	2.00000		
*	6 Perylene-d12	264	10.112	10.112	(1.000)	1057910	2.00000		
	198 1,4-Dioxane	88	1.707	1.707	(0.486)	814139	10.0000	10.265	
	9 Pyridine	79	1.901	1.901	(0.541)	2052042	10.0000	10.966	
	10 N-Nitrosodimethylamine	74	1.872	1.872	(0.533)	1178750	10.0000	10.665	
	12 3-Chloropropionitrile	54	2.272	2.272	(0.647)	1019897	10.0000	9.9720	
	209 Benzaldehyde	77	3.219	3.219	(0.916)	856715	10.0000	6.7186	
	21 Aniline	93	3.289	3.289	(0.936)	2887419	10.0000	10.563	
	22 Phenol	94	3.230	3.230	(0.920)	2285416	10.0000	10.473	
	23 bis(2-Chloroethyl)ether	93	3.307	3.307	(0.941)	2092557	10.0000	11.227	
	24 2-Chlorophenol	128	3.372	3.372	(0.960)	1913796	10.0000	10.801	
	26 1,3-Dichlorobenzene	146	3.477	3.477	(0.990)	1954124	10.0000	10.988	
	27 1,4-Dichlorobenzene	146	3.524	3.524	(1.003)	1906499	10.0000	10.656	
	28 1,2-Dichlorobenzene	146	3.636	3.636	(1.035)	1852163	10.0000	10.732	
	29 Benzyl Alcohol	108	3.583	3.583	(1.020)	1241650	10.0000	10.866	
	30 2-Methylphenol	108	3.642	3.642	(1.037)	1740794	10.0000	10.873	
	31 bis(2-Chloroisopropyl)ether	45	3.672	3.672	(1.045)	2212674	10.0000	9.4254	
	37 Acetophenone	105	3.777	3.777	(1.075)	2529569	10.0000	10.528	
	32 N-Nitroso-di-n-propylamine	70	3.772	3.772	(1.074)	1444874	10.0000	10.176	
	192 4-Methylphenol	108	3.754	3.754	(1.069)	1820663	10.0000	10.893	
	34 Hexachloroethane	117	3.872	3.872	(1.102)	822539	10.0000	10.765	
	35 Nitrobenzene	77	3.901	3.901	(0.885)	2200240	10.0000	11.014	
	41 Isophorone	82	4.066	4.066	(0.923)	3905550	10.0000	10.810	
	42 2-Nitrophenol	139	4.124	4.124	(0.936)	1011040	10.0000	11.292	
	43 2,4-Dimethylphenol	107	4.124	4.124	(0.936)	2016229	10.0000	11.202	
	44 bis(2-Chloroethoxy)methane	93	4.189	4.189	(0.951)	2133217	10.0000	10.778	
	46 2,4-Toluenediamene	121	5.224	5.224	(1.186)	502878	10.0000	6.0615	

47	1,3,5-Trichlorobenzene	180	4.136	4.136 (0.939)	1635951	10.0000	11.088
48	2,4-Dichlorophenol	162	4.289	4.289 (0.973)	1441931	10.0000	11.457

	Compounds	QUANT SIG MASS	RT	EXP RT	REL RT	RESPONSE	AMOUNTS CAL-AMT (NG)	ON-COL (NG)
49	Benzoic Acid	122	4.236	4.236	(0.961)	2631189	20.0000	20.407(M)
50	1,2,4-Trichlorobenzene	180	4.360	4.360	(0.989)	1611589	10.0000	11.183
51	Naphthalene	128	4.424	4.424	(1.004)	5749716	10.0000	11.212
52	4-Chloroaniline	127	4.442	4.442	(1.008)	2300047	10.0000	10.910
56	Hexachlorobutadiene	225	4.501	4.501	(1.021)	951659	10.0000	11.340
210	Caprolactam	113	4.707	4.707	(1.068)	602004	10.0000	11.294
57	1,2,3-Trichlorobenzene	180	4.524	4.524	(1.027)	1508789	10.0000	11.122
59	4-Chloro-3-Methylphenol	107	4.771	4.771	(1.083)	1684967	10.0000	11.237
62	2-Methylnaphthalene	142	4.913	4.913	(1.115)	3057995	10.0000	11.041
63	1-Methylnaphthalene	142	4.989	4.989	(1.132)	3505781	10.0000	11.034
64	Hexachlorocyclopentadiene	237	5.030	5.030	(0.886)	1306208	10.0000	10.668
66	2,4,6-Trichlorophenol	196	5.107	5.107	(0.900)	1055210	10.0000	11.608
67	2,4,5-Trichlorophenol	196	5.136	5.136	(0.905)	1047451	10.0000	10.960
211	1,1'-Biphenyl	154	5.248	5.248	(0.924)	4691787	10.0000	11.228
68	1,2,3,5-Tetrachlorobenzene	216	5.024	5.024	(0.885)	1738496	10.0000	11.814
70	2-Chloronaphthalene	162	5.271	5.271	(0.929)	3339485	10.0000	11.313
73	2-Nitroaniline	65	5.330	5.330	(0.939)	1181739	10.0000	11.154
74	1,2,3,4-Tetrachlorobenzene	216	5.248	5.248	(0.924)	1569662	10.0000	11.764
76	Dimethylphthalate	163	5.442	5.442	(0.959)	3922241	10.0000	11.310
78	2,6-Dinitrotoluene	165	5.495	5.495	(0.968)	861358	10.0000	11.383
79	Acenaphthylene	152	5.577	5.577	(0.982)	5390932	10.0000	11.028
80	1,2-Dinitrobenzene	168	5.548	5.548	(0.977)	436208	10.0000	11.477
81	3-Nitroaniline	138	5.624	5.624	(0.991)	1000781	10.0000	10.242
82	Acenaphthene	153	5.701	5.701	(1.004)	3534539	10.0000	11.104
83	2,4-Dinitrophenol	184	5.701	5.701	(1.004)	1450544	20.0000	20.575
85	4-Nitrophenol	109	5.724	5.724	(1.008)	787539	10.0000	10.342
86	Dibenzofuran	168	5.824	5.824	(1.026)	4793586	10.0000	11.090
87	2,4-Dinitrotoluene	165	5.795	5.795	(1.021)	1194334	10.0000	11.519
91	2,3,5,6-Tetrachlorophenol	232	5.877	5.877	(1.035)	973899	10.0000	11.712
93	Diethylphthalate	149	5.954	5.954	(1.049)	4204778	10.0000	11.379
94	Fluorene	166	6.077	6.077	(1.070)	4113353	10.0000	11.334
95	4-Chlorophenyl-phenylether	204	6.060	6.060	(1.067)	1890370	10.0000	11.295
96	4-Nitroaniline	138	6.077	6.077	(1.070)	1144003	10.0000	10.221
98	4,6-Dinitro-2-methylphenol	198	6.095	6.095	(0.901)	745007	10.0000	10.569
99	N-Nitrosodiphenylamine	169	6.142	6.142	(0.908)	2827487	10.0000	11.211
100	1,2-Diphenylhydrazine	77	6.177	6.177	(0.913)	4905552	10.0000	11.018
106	4-Bromophenyl-phenylether	248	6.418	6.418	(0.949)	1109292	10.0000	11.580
107	Hexachlorobenzene	284	6.489	6.489	(0.959)	1153937	10.0000	11.583
212	Atrazine	200	6.507	6.507	(0.962)	700292	10.0000	10.947
111	Pentachlorophenol	266	6.624	6.624	(0.979)	1712006	20.0000	21.068
115	Phenanthrene	178	6.789	6.789	(1.003)	5680832	10.0000	11.007
116	Anthracene	178	6.824	6.824	(1.009)	5945734	10.0000	11.480
119	Carbazole	167	6.930	6.930	(1.024)	5687684	10.0000	11.739
120	Di-n-Butylphthalate	149	7.136	7.136	(1.055)	6831714	10.0000	11.193
123	Fluoranthene	202	7.665	7.665	(1.133)	6106151	10.0000	11.472
124	Benzidine	184	7.736	7.736	(0.886)	3706323	10.0000	10.107
125	Pyrene	202	7.842	7.842	(0.898)	6238894	10.0000	10.098
131	Butylbenzylphthalate	149	8.254	8.254	(0.945)	3236620	10.0000	10.971
133	3,3'-Dimethoxybenzidine	244	8.648	8.648	(0.990)	1613779	10.0000	12.239
135	3,3'-Dichlorobenzidine	252	8.689	8.689	(0.995)	2750357	10.0000	11.891
136	Benzo(a)Anthracene	228	8.730	8.730	(0.999)	6857009	10.0000	10.843
137	Chrysene	228	8.759	8.759	(1.003)	6401521	10.0000	11.190

138	4,4'-Methylene bis(o-chloroan	231	8.683	8.683 (0.994)	1360981	10.0000	10.194
139	bis(2-ethylhexyl)Phthalate	149	8.659	8.659 (0.991)	4779370	10.0000	11.191

Compounds	QUANT SIG MASS	RT	EXP RT	REL RT	RESPONSE	AMOUNTS CAL-AMT (NG)	AMOUNTS ON-COL (NG)
140 Di-n-octylphthalate	149	9.177	9.177	(0.908)	7629124	10.0000	10.085
141 Benzo(b)fluoranthene	252	9.695	9.695	(0.959)	6986041	10.0000	12.101
142 Benzo(k)fluoranthene	252	9.724	9.724	(0.962)	6663796	10.0000	11.177
146 Benzo(a)pyrene	252	10.059	10.059	(0.995)	6045817	10.0000	11.575
149 Indeno(1,2,3-cd)pyrene	276	11.642	11.642	(1.151)	7315671	10.0000	11.856
150 Dibenz(a,h)anthracene	278	11.642	11.642	(1.151)	6249746	10.0000	10.298
151 Benzo(g,h,i)perylene	276	12.089	12.089	(1.195)	5635229	10.0000	11.472
$ 154 Nitrobenzene-d5	82	3.889	3.889	(0.883)	2458509	10.0000	11.086
$ 155 2-Fluorobiphenyl	172	5.166	5.166	(0.910)	3841506	10.0000	11.182
$ 156 Terphenyl-d14	244	7.918	7.918	(0.906)	4413416	10.0000	11.124
$ 157 Phenol-d5	99	3.225	3.225	(0.918)	2200624	10.0000	10.481
$ 158 2-Fluorophenol	112	2.642	2.642	(0.752)	1703435	10.0000	10.888
$ 159 2,4,6-Tribromophenol	330	6.254	6.254	(1.102)	556041	10.0000	10.418
$ 186 2-Chlorophenol-d4	132	3.360	3.360	(0.956)	1747411	10.0000	10.803
$ 187 1,2-Dichlorobenzene-d4	152	3.624	3.624	(1.032)	1191711	10.0000	10.830
101 Diphenylamine	169	6.142	6.142	(0.908)	2827487	10.0000	11.211

QC Flag Legend

Q - Qualifier signal failed the ratio test.
M - Compound response manually integrated.

TestAmerica North Canton

INTERNAL STANDARD COMPOUNDS
AREA AND RT SUMMARY

Instrument ID: a4ag2.i
Lab File ID: 2SHH0310.D
Lab Smp Id: L8
Analysis Type: SV
Quant Type: ISTD
Operator: 046900
Method File: \\cansvr11\dd\chem\MSS\a4ag2.i\00310A.b\8270C-625.m
Misc Info:

Calibration Date: 10-MAR-2010
Calibration Time: 08:56
Level:
Sample Type:

COMPOUND	STANDARD	AREA LIMIT LOWER	AREA LIMIT UPPER	SAMPLE	%DIFF
1 1,4-Dichlorobenze	283692	141846	567384	276970	-2.37
2 Naphthalene-d8	1200069	600035	2400138	1118340	-6.81
3 Acenaphthene-d10	627462	313731	1254924	597789	-4.73
4 Phenanthrene-d10	1023199	511600	2046398	969323	-5.27
5 Chrysene-d12	1266019	633010	2532038	1258540	-0.59
6 Perylene-d12	1087973	543987	2175946	1057910	-2.76

COMPOUND	STANDARD	RT LIMIT LOWER	RT LIMIT UPPER	SAMPLE	%DIFF
1 1,4-Dichlorobenze	3.51	3.01	4.01	3.51	0.17
2 Naphthalene-d8	4.40	3.90	4.90	4.41	0.14
3 Acenaphthene-d10	5.67	5.17	6.17	5.68	0.11
4 Phenanthrene-d10	6.77	6.27	7.27	6.77	0.00
5 Chrysene-d12	8.73	8.23	9.23	8.74	0.07
6 Perylene-d12	10.11	9.61	10.61	10.11	0.06

AREA UPPER LIMIT = +100% of internal standard area.
AREA LOWER LIMIT = - 50% of internal standard area.
RT UPPER LIMIT = + 0.50 minutes of internal standard RT.
RT LOWER LIMIT = - 0.50 minutes of internal standard RT.

Data File: \\cansvr11\dd\chem\MSS\a4ag2.i\00310A.b\2SHH0310.D

Date : 10-MAR-2010 08:21

Client ID:

Instrument: a4ag2.i

Sample Info: L8,00310A.b,8270C-625,3-827042,SUB,1,,8

Operator: 046900

Column phase: db5.625

Column diameter: 0.32



Data File Name: 2SHH0310.D
Inj. Date and Time: 10-MAR-2010 08:21
Instrument ID: a4ag2.i
Client ID:
Compound Name: Benzoic Acid
CAS #: 65-85-0
Report Date: 03/10/2010

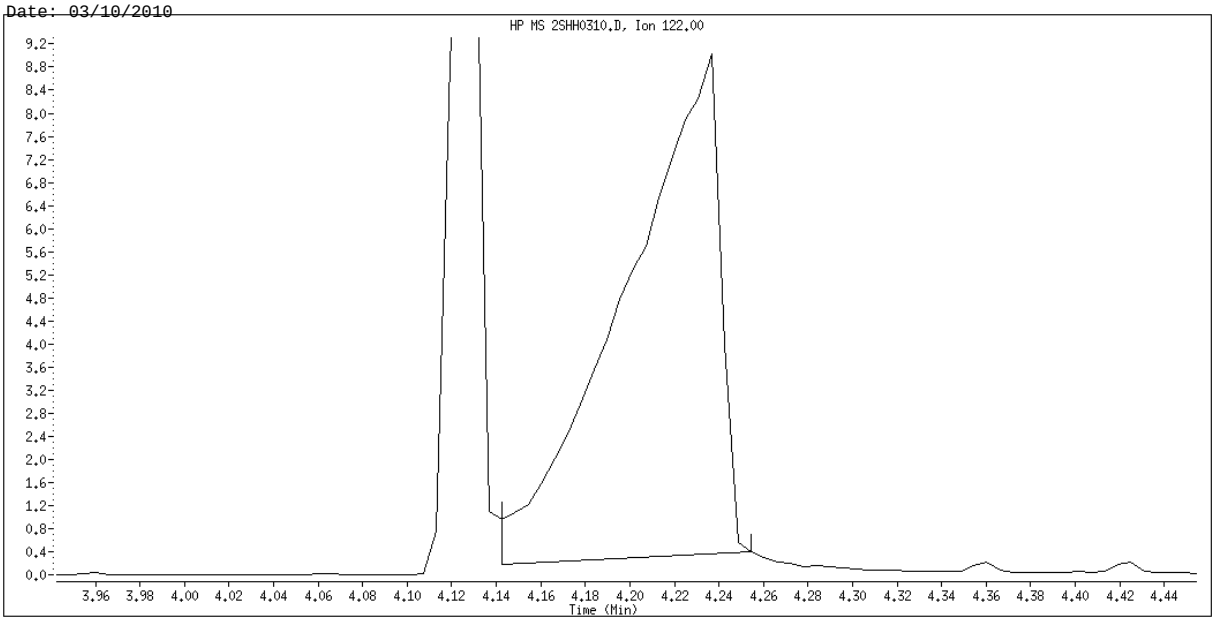

Original Integration

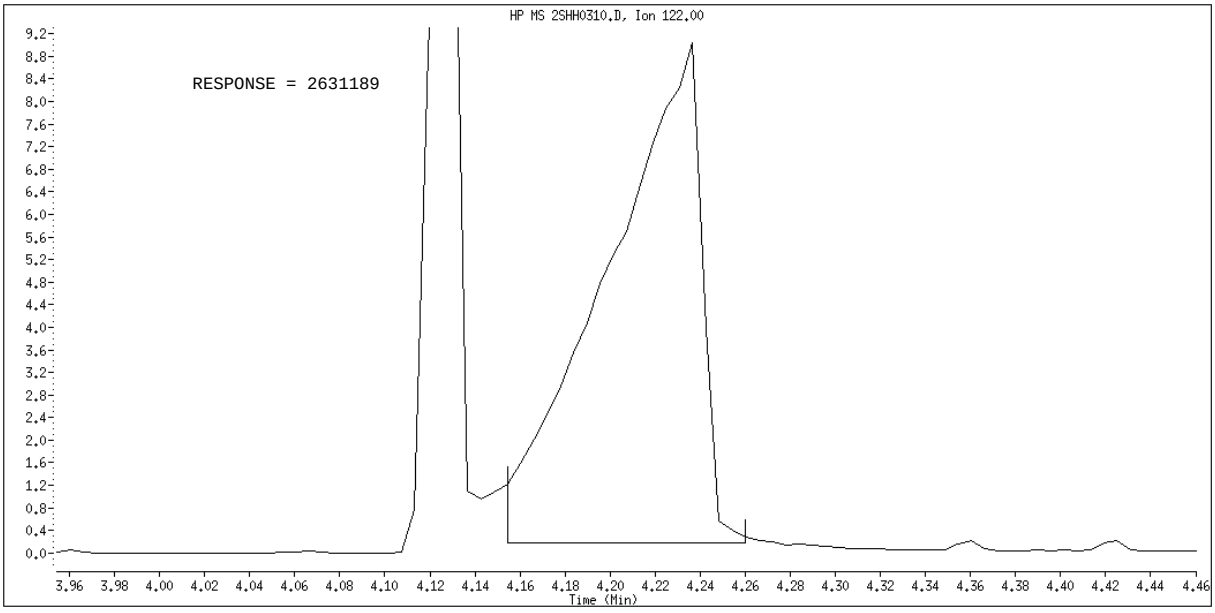

Manual Integration

Manually Integrated By: hulat
Manual Integration Reason: Poor Chromatography

TestAmerica North Canton

Semivolatile REPORT SW-846 Method 8270

Data file : \\cansvr11\dd\chem\MSS\a4ag2.i\00310A.b\2SHHH0310.D
Lab Smp Id: L9
Inj Date : 10-MAR-2010 08:04
Operator : 046900   Inst ID: a4ag2.i
Smp Info : L9,00310A.b,8270C-625,3-827042.SUB,1,,9
Misc Info :
Comment   :
Method   : \\cansvr11\dd\chem\MSS\a4ag2.i\00310A.b\8270C-625.m
Meth Date : 10-Mar-2010 11:18 a4ag2.i   Quant Type: ISTD
Cal Date : 10-MAR-2010 08:21   Cal File: 2SHH0310.D
Als bottle: 2   Calibration Sample, Level: 9
Dil Factor: 1.00000
Integrator: HP RTE   Compound Sublist: 3-827042.SUB
Target Version: 4.14
Processing Host: CANPMSSV04

		QUANT SIG					AMOUNTS CAL-AMT	AMOUNTS ON-COL	
	Compounds	MASS	RT	EXP RT	REL RT	RESPONSE	(NG)	(NG)	
*	1 1,4-Dichlorobenzene-d4	152	3.513	3.513	(1.000)	217668	2.00000		(Q)
*	2 Naphthalene-d8	136	4.407	4.407	(1.000)	912611	2.00000		
*	3 Acenaphthene-d10	164	5.677	5.677	(1.000)	491064	2.00000		
*	4 Phenanthrene-d10	188	6.771	6.771	(1.000)	815350	2.00000		
*	5 Chrysene-d12	240	8.742	8.742	(1.000)	1054349	2.00000		
*	6 Perylene-d12	264	10.124	10.124	(1.000)	907829	2.00000		
	198 1,4-Dioxane	88	1.701	1.701	(0.484)	726283	12.5000	11.652	
	9 Pyridine	79	1.895	1.895	(0.540)	1982005	12.5000	13.477	
	10 N-Nitrosodimethylamine	74	1.866	1.866	(0.531)	1082749	12.5000	12.465	
	12 3-Chloropropionitrile	54	2.272	2.272	(0.647)	986375	12.5000	12.272	
	209 Benzaldehyde	77	3.219	3.219	(0.916)	750024	12.5000	7.4844	
	21 Aniline	93	3.289	3.289	(0.936)	2898048	12.5000	13.490	
	22 Phenol	94	3.230	3.230	(0.920)	2287632	12.5000	13.339	
	23 bis(2-Chloroethyl)ether	93	3.307	3.307	(0.941)	2071333	12.5000	14.141	
	24 2-Chlorophenol	128	3.372	3.372	(0.960)	1885698	12.5000	13.542	
	26 1,3-Dichlorobenzene	146	3.478	3.478	(0.990)	1898100	12.5000	13.580	
	27 1,4-Dichlorobenzene	146	3.525	3.525	(1.003)	1890465	12.5000	13.445	
	28 1,2-Dichlorobenzene	146	3.636	3.636	(1.035)	1865492	12.5000	13.755	
	29 Benzyl Alcohol	108	3.583	3.583	(1.020)	1258190	12.5000	14.010	
	30 2-Methylphenol	108	3.642	3.642	(1.037)	1740408	12.5000	13.832	
	31 bis(2-Chloroisopropyl)ether	45	3.672	3.672	(1.045)	2285757	12.5000	12.389	
	37 Acetophenone	105	3.778	3.778	(1.075)	2549631	12.5000	13.502	
	32 N-Nitroso-di-n-propylamine	70	3.772	3.772	(1.074)	1494750	12.5000	13.396	
	192 4-Methylphenol	108	3.754	3.754	(1.069)	1837106	12.5000	13.986	
	34 Hexachloroethane	117	3.872	3.872	(1.102)	812409	12.5000	13.529	
	35 Nitrobenzene	77	3.901	3.901	(0.885)	2206489	12.5000	13.535	
	41 Isophorone	82	4.066	4.066	(0.923)	4021151	12.5000	13.639	
	42 2-Nitrophenol	139	4.125	4.125	(0.936)	1018987	12.5000	13.946	
	43 2,4-Dimethylphenol	107	4.125	4.125	(0.936)	2029525	12.5000	13.817	
	44 bis(2-Chloroethoxy)methane	93	4.195	4.195	(0.952)	2160760	12.5000	13.378	
	46 2,4-Toluenediamene	121	5.230	5.230	(1.187)	593281	12.5000	8.7632	

47	1,3,5-Trichlorobenzene	180	4.136	4.136 (0.939)	1639900	12.5000	13.620
48	2,4-Dichlorophenol	162	4.289	4.289 (0.973)	1456368	12.5000	14.181

	Compounds	QUANT SIG MASS	RT	EXP RT	REL RT	RESPONSE	AMOUNTS CAL-AMT (NG)	ON-COL (NG)
49	Benzoic Acid	122	4.236	4.236	(0.961)	2870662	25.0000	24.816(M)
50	1,2,4-Trichlorobenzene	180	4.360	4.360	(0.989)	1631057	12.5000	13.870
51	Naphthalene	128	4.425	4.425	(1.004)	5604269	12.5000	13.392
52	4-Chloroaniline	127	4.442	4.442	(1.008)	2387660	12.5000	13.879
56	Hexachlorobutadiene	225	4.501	4.501	(1.021)	963180	12.5000	14.065
210	Caprolactam	113	4.713	4.713	(1.069)	633452	12.5000	14.563
57	1,2,3-Trichlorobenzene	180	4.525	4.525	(1.027)	1525185	12.5000	13.778
59	4-Chloro-3-Methylphenol	107	4.772	4.772	(1.083)	1725749	12.5000	14.103
62	2-Methylnaphthalene	142	4.913	4.913	(1.115)	3127692	12.5000	13.838
63	1-Methylnaphthalene	142	4.989	4.989	(1.132)	3562299	12.5000	13.739
64	Hexachlorocyclopentadiene	237	5.030	5.030	(0.886)	1293995	12.5000	12.139
66	2,4,6-Trichlorophenol	196	5.107	5.107	(0.900)	1093074	12.5000	14.638
67	2,4,5-Trichlorophenol	196	5.136	5.136	(0.905)	1132004	12.5000	14.419
211	1,1'-Biphenyl	154	5.248	5.248	(0.924)	4838433	12.5000	14.096
68	1,2,3,5-Tetrachlorobenzene	216	5.030	5.030	(0.886)	1756665	12.5000	14.532
70	2-Chloronaphthalene	162	5.272	5.272	(0.929)	3400729	12.5000	14.024
73	2-Nitroaniline	65	5.330	5.330	(0.939)	1225980	12.5000	14.086
74	1,2,3,4-Tetrachlorobenzene	216	5.248	5.248	(0.924)	1580779	12.5000	14.422
76	Dimethylphthalate	163	5.448	5.448	(0.960)	4060515	12.5000	14.253
78	2,6-Dinitrotoluene	165	5.495	5.495	(0.968)	899412	12.5000	14.469
79	Acenaphthylene	152	5.577	5.577	(0.982)	5749921	12.5000	14.319
80	1,2-Dinitrobenzene	168	5.548	5.548	(0.977)	458138	12.5000	14.674
81	3-Nitroaniline	138	5.630	5.630	(0.992)	1042381	12.5000	12.399
82	Acenaphthene	153	5.707	5.707	(1.005)	3638421	12.5000	13.915
83	2,4-Dinitrophenol	184	5.701	5.701	(1.004)	1557428	25.0000	24.770
85	4-Nitrophenol	109	5.724	5.724	(1.008)	832785	12.5000	12.354
86	Dibenzofuran	168	5.830	5.830	(1.027)	5010417	12.5000	14.110
87	2,4-Dinitrotoluene	165	5.795	5.795	(1.021)	1224977	12.5000	14.383
91	2,3,5,6-Tetrachlorophenol	232	5.877	5.877	(1.035)	1013683	12.5000	14.840
93	Diethylphthalate	149	5.954	5.954	(1.049)	4385068	12.5000	14.446
94	Fluorene	166	6.077	6.077	(1.070)	4304646	12.5000	14.440
95	4-Chlorophenyl-phenylether	204	6.060	6.060	(1.067)	1975727	12.5000	14.370
96	4-Nitroaniline	138	6.083	6.083	(1.071)	1188415	12.5000	12.409
98	4,6-Dinitro-2-methylphenol	198	6.101	6.101	(0.901)	763933	12.5000	12.210
99	N-Nitrosodiphenylamine	169	6.142	6.142	(0.907)	3030905	12.5000	14.287
100	1,2-Diphenylhydrazine	77	6.177	6.177	(0.912)	5086236	12.5000	13.581
106	4-Bromophenyl-phenylether	248	6.419	6.419	(0.948)	1179570	12.5000	14.639
107	Hexachlorobenzene	284	6.495	6.495	(0.959)	1248031	12.5000	14.894
212	Atrazine	200	6.513	6.513	(0.962)	687101	12.5000	12.770
111	Pentachlorophenol	266	6.624	6.624	(0.978)	1868553	25.0000	24.534
115	Phenanthrene	178	6.789	6.789	(1.003)	6018689	12.5000	13.864
116	Anthracene	178	6.830	6.830	(1.009)	6083185	12.5000	13.964
119	Carbazole	167	6.930	6.930	(1.023)	5795985	12.5000	14.222
120	Di-n-Butylphthalate	149	7.142	7.142	(1.055)	6167680	12.5000	12.014
123	Fluoranthene	202	7.671	7.671	(1.133)	6180767	12.5000	13.805
124	Benzidine	184	7.742	7.742	(0.886)	3971181	12.5000	12.447
125	Pyrene	202	7.848	7.848	(0.898)	7053688	12.5000	13.628
131	Butylbenzylphthalate	149	8.260	8.260	(0.945)	3427615	12.5000	13.869
133	3,3'-Dimethoxybenzidine	244	8.654	8.654	(0.990)	1462148	12.5000	13.236
135	3,3'-Dichlorobenzidine	252	8.695	8.695	(0.995)	2946938	12.5000	15.209
136	Benzo(a)Anthracene	228	8.736	8.736	(0.999)	7215562	12.5000	13.620
137	Chrysene	228	8.765	8.765	(1.003)	6726062	12.5000	14.034

138	4,4'-Methylene bis(o-chloroan	231	8.689	8.689 (0.994)	1480132	12.5000	12.424
139	bis(2-ethylhexyl)Phthalate	149	8.665	8.665 (0.991)	5099758	12.5000	14.254

Compounds	QUANT SIG MASS	RT	EXP RT	REL RT	RESPONSE	AMOUNTS CAL-AMT (NG)	AMOUNTS ON-COL (NG)
140 Di-n-octylphthalate	149	9.183	9.183	(0.907)	8276582	12.5000	12.452
141 Benzo(b)fluoranthene	252	9.701	9.701	(0.958)	7250344	12.5000	14.635
142 Benzo(k)fluoranthene	252	9.730	9.730	(0.961)	7325303	12.5000	14.317
146 Benzo(a)pyrene	252	10.071	10.071	(0.995)	6387389	12.5000	14.250
149 Indeno(1,2,3-cd)pyrene	276	11.653	11.653	(1.151)	7756465	12.5000	14.649
150 Dibenz(a,h)anthracene	278	11.653	11.653	(1.151)	6678441	12.5000	12.346
151 Benzo(g,h,i)perylene	276	12.100	12.100	(1.195)	6025818	12.5000	14.295
$ 154 Nitrobenzene-d5	82	3.889	3.889	(0.883)	2230533	12.5000	12.325
$ 155 2-Fluorobiphenyl	172	5.166	5.166	(0.910)	3981118	12.5000	14.107
$ 156 Terphenyl-d14	244	7.924	7.924	(0.906)	4848996	12.5000	14.589
$ 157 Phenol-d5	99	3.219	3.219	(0.916)	2194502	12.5000	13.300
$ 158 2-Fluorophenol	112	2.636	2.636	(0.751)	1583221	12.5000	12.877
$ 159 2,4,6-Tribromophenol	330	6.254	6.254	(1.102)	587023	12.5000	12.310
$ 186 2-Chlorophenol-d4	132	3.360	3.360	(0.956)	1725753	12.5000	13.576
$ 187 1,2-Dichlorobenzene-d4	152	3.625	3.625	(1.032)	1167755	12.5000	13.503
101 Diphenylamine	169	6.142	6.142	(0.907)	3030905	12.5000	14.287

QC Flag Legend

Q - Qualifier signal failed the ratio test.
M - Compound response manually integrated.

TestAmerica North Canton

INTERNAL STANDARD COMPOUNDS
AREA AND RT SUMMARY

Instrument ID: a4ag2.i
Lab File ID: 2SHHH0310.D
Lab Smp Id: L9
Analysis Type: SV
Quant Type: ISTD
Operator: 046900
Method File: \\cansvr11\dd\chem\MSS\a4ag2.i\00310A.b\8270C-625.m
Misc Info:

Calibration Date: 10-MAR-2010
Calibration Time: 08:56
Level:
Sample Type:

COMPOUND	STANDARD	AREA LIMIT LOWER	AREA LIMIT UPPER	SAMPLE	%DIFF
1 1,4-Dichlorobenze	283692	141846	567384	217668	-23.27
2 Naphthalene-d8	1200069	600035	2400138	912611	-23.95
3 Acenaphthene-d10	627462	313731	1254924	491064	-21.74
4 Phenanthrene-d10	1023199	511600	2046398	815350	-20.31
5 Chrysene-d12	1266019	633010	2532038	1054349	-16.72
6 Perylene-d12	1087973	543987	2175946	907829	-16.56

COMPOUND	STANDARD	RT LIMIT LOWER	RT LIMIT UPPER	SAMPLE	%DIFF
1 1,4-Dichlorobenze	3.51	3.01	4.01	3.51	0.17
2 Naphthalene-d8	4.40	3.90	4.90	4.41	0.14
3 Acenaphthene-d10	5.67	5.17	6.17	5.68	0.11
4 Phenanthrene-d10	6.77	6.27	7.27	6.77	0.09
5 Chrysene-d12	8.73	8.23	9.23	8.74	0.14
6 Perylene-d12	10.11	9.61	10.61	10.12	0.18

AREA UPPER LIMIT = +100% of internal standard area.
AREA LOWER LIMIT = - 50% of internal standard area.
RT UPPER LIMIT = + 0.50 minutes of internal standard RT.
RT LOWER LIMIT = - 0.50 minutes of internal standard RT.

Data File: \\cansvr11\dd\chem\MSS\a4ag2.i\00310A.b\2SHHH0310.D

Date : 10-MAR-2010 08:04

Client ID:

Instrument: a4ag2.i

Sample Info: L9,00310A.b,8270C-625,3-827042,SUB,1,,9

Operator: 046900

Column phase: db5.625

Column diameter: 0.32

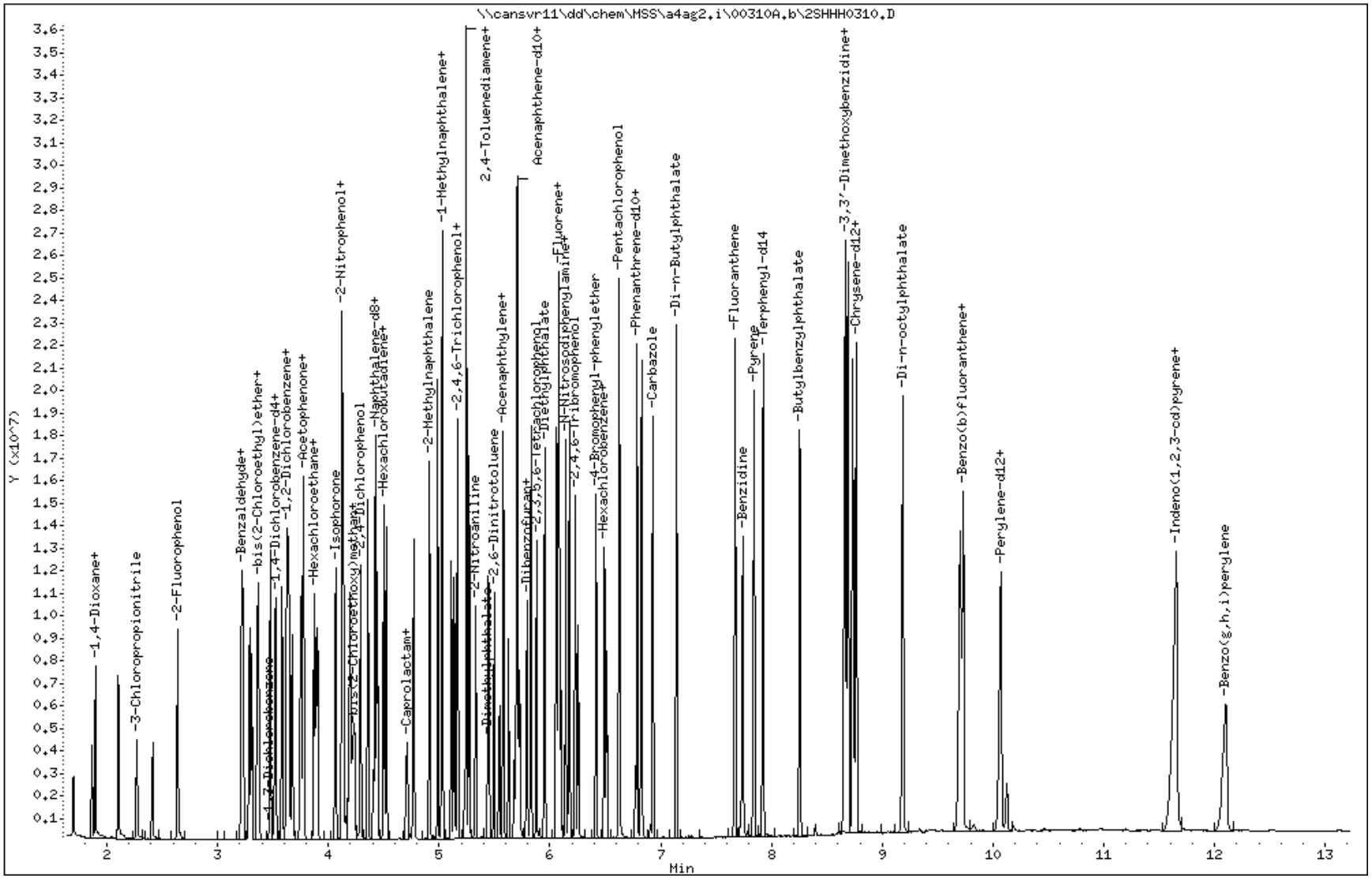

Data File Name: 2SHHH0310.D
Inj. Date and Time: 10-MAR-2010 08:04
Instrument ID: a4ag2.i
Client ID:
Compound Name: Benzoic Acid
CAS #: 65-85-0
Report Date: 03/10/2010

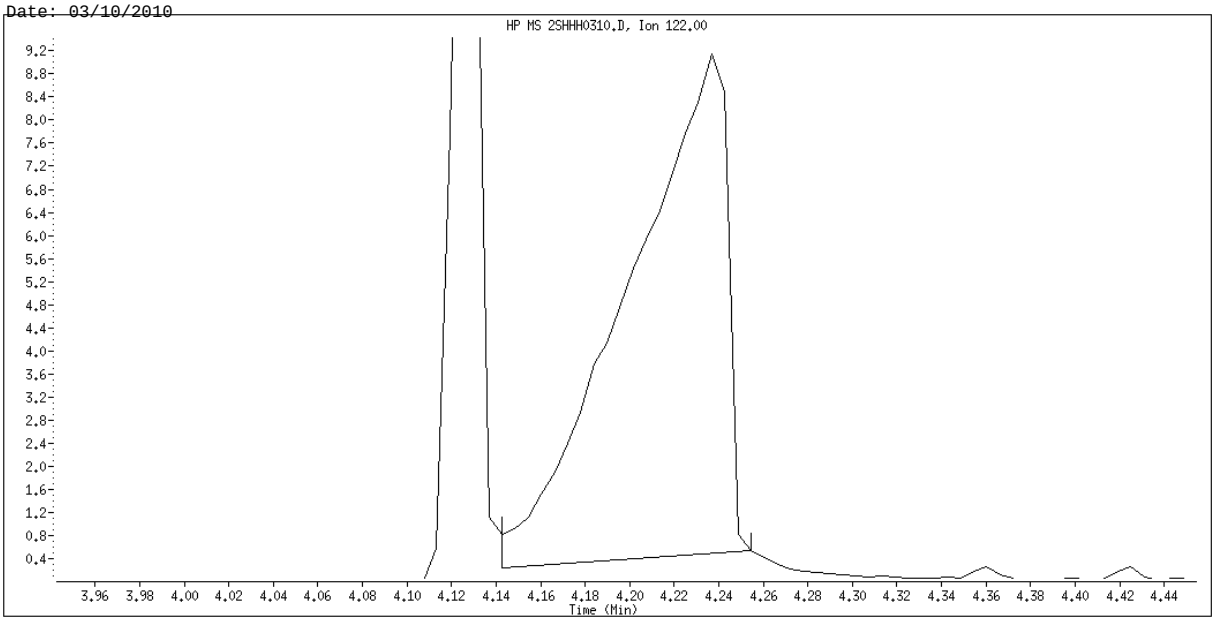

Original Integration

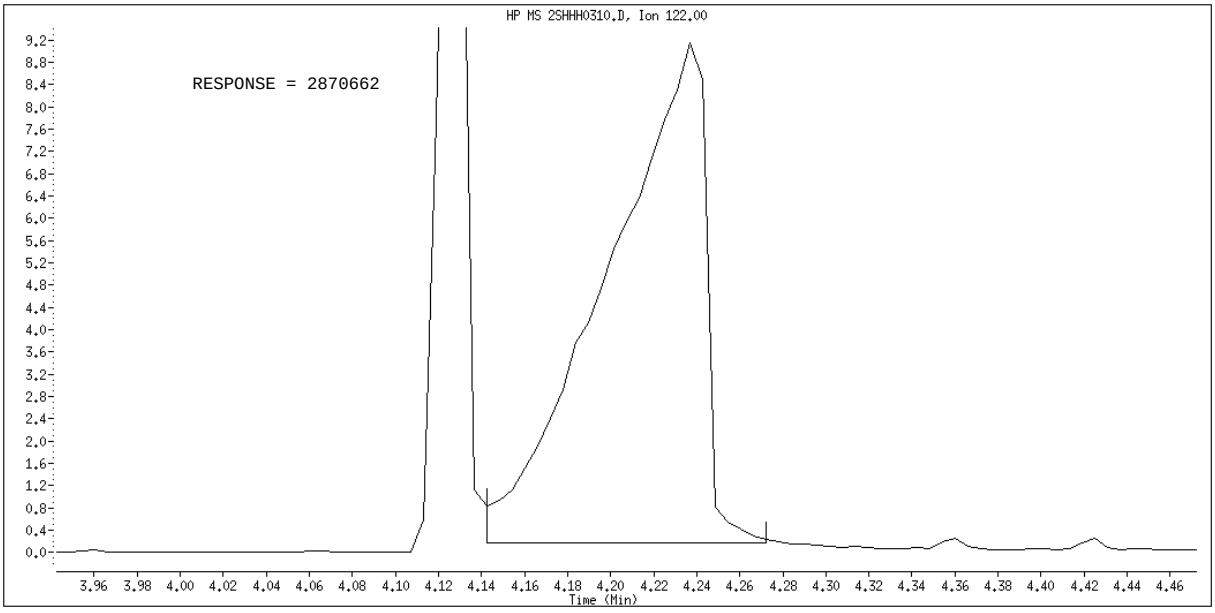

Manual Integration

Manually Integrated By: hulat
Manual Integration Reason: Poor Chromatography

TestAmerica North Canton

Semivolatile REPORT SW-846 Method 8270

Data file : \\cansvr11\dd\chem\MSS\a4ag2.i\00310A.b\2SL0310.D
Lab Smp Id: L2
Inj Date : 10-MAR-2010 10:05
Operator : 046900 Inst ID: a4ag2.i
Smp Info : L2,00310A.b,8270C-625,3-827042.SUB,1,,2
Misc Info :
Comment :
Method : \\cansvr11\dd\chem\MSS\a4ag2.i\00310A.b\8270C-625.m
Meth Date : 10-Mar-2010 11:16 a4ag2.i Quant Type: ISTD
Cal Date : 10-MAR-2010 10:23 Cal File: 2SLL0310.D
Als bottle: 9 Calibration Sample, Level: 2
Dil Factor: 1.00000
Integrator: HP RTE Compound Sublist: 3-827042.SUB
Target Version: 4.14
Processing Host: CANPMSSV04

		QUANT SIG					AMOUNTS CAL-AMT	ON-COL
	Compounds	MASS	RT	EXP RT	REL RT	RESPONSE	(NG)	(NG)
* 1	1,4-Dichlorobenzene-d4	152	3.507	3.507	(1.000)	285442	2.00000	
* 2	Naphthalene-d8	136	4.401	4.401	(1.000)	1177914	2.00000	
* 3	Acenaphthene-d10	164	5.671	5.671	(1.000)	627543	2.00000	
* 4	Phenanthrene-d10	188	6.765	6.765	(1.000)	1026398	2.00000	
* 5	Chrysene-d12	240	8.730	8.730	(1.000)	1203854	2.00000	
* 6	Perylene-d12	264	10.106	10.106	(1.000)	1126081	2.00000	
198	1,4-Dioxane	88	1.707	1.707	(0.487)	21254	0.25000	0.26003
9	Pyridine	79	1.901	1.901	(0.542)	43518	0.25000	0.22565
10	N-Nitrosodimethylamine	74	1.866	1.866	(0.532)	28125	0.25000	0.24691
12	3-Chloropropionitrile	54	2.266	2.266	(0.646)	28023	0.25000	0.26586
209	Benzaldehyde	77	3.213	3.213	(0.916)	33553	0.25000	0.25532
21	Aniline	93	3.277	3.277	(0.935)	64314	0.25000	0.22829
22	Phenol	94	3.219	3.219	(0.918)	50504	0.25000	0.22456
23	bis(2-Chloroethyl)ether	93	3.301	3.301	(0.941)	43998	0.25000	0.22905
24	2-Chlorophenol	128	3.366	3.366	(0.960)	40965	0.25000	0.22433
26	1,3-Dichlorobenzene	146	3.472	3.472	(0.990)	42084	0.25000	0.22960
27	1,4-Dichlorobenzene	146	3.519	3.519	(1.003)	44622	0.25000	0.24200
28	1,2-Dichlorobenzene	146	3.630	3.630	(1.035)	41248	0.25000	0.23192
29	Benzyl Alcohol	108	3.577	3.577	(1.020)	26150	0.25000	0.22205
30	2-Methylphenol	108	3.636	3.636	(1.037)	36799	0.25000	0.22302
31	bis(2-Chloroisopropyl)ether	45	3.666	3.666	(1.045)	68252	0.25000	0.28211
37	Acetophenone	105	3.771	3.771	(1.075)	57277	0.25000	0.23131
32	N-Nitroso-di-n-propylamine	70	3.754	3.754	(1.070)	33755	0.25000	0.23069
192	4-Methylphenol	108	3.736	3.736	(1.065)	36586	0.25000	0.21240
34	Hexachloroethane	117	3.871	3.871	(1.104)	17964	0.25000	0.22812
35	Nitrobenzene	77	3.895	3.895	(0.885)	47246	0.25000	0.22454
41	Isophorone	82	4.054	4.054	(0.921)	85552	0.25000	0.22482
42	2-Nitrophenol	139	4.119	4.119	(0.936)	19441	0.25000	0.20615
43	2,4-Dimethylphenol	107	4.119	4.119	(0.936)	41137	0.25000	0.21699(Q)
44	bis(2-Chloroethoxy)methane	93	4.183	4.183	(0.951)	46883	0.25000	0.22488
46	2,4-Toluenediamene	121	5.218	5.218	(1.186)	16724	0.25000	0.19139(Q)

47	1,3,5-Trichlorobenzene	180	4.130	4.130 (0.939)	36777	0.25000	0.23666
48	2,4-Dichlorophenol	162	4.283	4.283 (0.973)	27358	0.25000	0.20639
49	Benzoic Acid	122	Compound Not Detected.				

	Compounds	QUANT SIG MASS	RT	EXP RT	REL RT	RESPONSE	AMOUNTS CAL-AMT (NG)	AMOUNTS ON-COL (NG)
50	1,2,4-Trichlorobenzene	180	4.354	4.354	(0.989)	34886	0.25000	0.22984
51	Naphthalene	128	4.419	4.419	(1.004)	123426	0.25000	0.22851
52	4-Chloroaniline	127	4.436	4.436	(1.008)	48725	0.25000	0.21944
56	Hexachlorobutadiene	225	4.495	4.495	(1.021)	20195	0.25000	0.22847
210	Caprolactam	113	Compound Not Detected.					
57	1,2,3-Trichlorobenzene	180	4.518	4.518	(1.027)	33122	0.25000	0.23182
59	4-Chloro-3-Methylphenol	107	4.760	4.760	(1.082)	30718	0.25000	0.19450
62	2-Methylnaphthalene	142	4.907	4.907	(1.115)	65240	0.25000	0.22364
63	1-Methylnaphthalene	142	4.983	4.983	(1.132)	78260	0.25000	0.23386
64	Hexachlorocyclopentadiene	237	5.024	5.024	(0.886)	17811	0.25000	0.29986
66	2,4,6-Trichlorophenol	196	5.101	5.101	(0.899)	18241	0.25000	0.19115
67	2,4,5-Trichlorophenol	196	5.130	5.130	(0.905)	21145	0.25000	0.21076
211	1,1'-Biphenyl	154	5.236	5.236	(0.923)	101156	0.25000	0.23060
68	1,2,3,5-Tetrachlorobenzene	216	5.024	5.024	(0.886)	35120	0.25000	0.22734
70	2-Chloronaphthalene	162	5.266	5.266	(0.928)	71071	0.25000	0.22935
73	2-Nitroaniline	65	5.318	5.318	(0.938)	23876	0.25000	0.21466
74	1,2,3,4-Tetrachlorobenzene	216	5.242	5.242	(0.924)	30774	0.25000	0.21970
76	Dimethylphthalate	163	5.436	5.436	(0.959)	79948	0.25000	0.21960
78	2,6-Dinitrotoluene	165	5.483	5.483	(0.967)	16708	0.25000	0.21033
79	Acenaphthylene	152	5.571	5.571	(0.982)	115835	0.25000	0.22572
80	1,2-Dinitrobenzene	168	5.530	5.530	(0.975)	7424	0.25000	0.18607
81	3-Nitroaniline	138	5.618	5.618	(0.991)	16734	0.25000	0.26656
82	Acenaphthene	153	5.695	5.695	(1.004)	75122	0.25000	0.22481
83	2,4-Dinitrophenol	184	Compound Not Detected.					
85	4-Nitrophenol	109	Compound Not Detected.					
86	Dibenzofuran	168	5.818	5.818	(1.026)	103569	0.25000	0.22824
87	2,4-Dinitrotoluene	165	5.783	5.783	(1.020)	21960	0.25000	0.20176
91	2,3,5,6-Tetrachlorophenol	232	Compound Not Detected.					
93	Diethylphthalate	149	5.942	5.942	(1.048)	85886	0.25000	0.22140
94	Fluorene	166	6.071	6.071	(1.071)	85395	0.25000	0.22415
95	4-Chlorophenyl-phenylether	204	6.054	6.054	(1.067)	40498	0.25000	0.23050
96	4-Nitroaniline	138	6.065	6.065	(1.069)	17032	0.25000	0.28357
98	4,6-Dinitro-2-methylphenol	198	Compound Not Detected.					
99	N-Nitrosodiphenylamine	169	6.136	6.136	(0.907)	60020	0.25000	0.22475
100	1,2-Diphenylhydrazine	77	6.165	6.165	(0.911)	109731	0.25000	0.23276
106	4-Bromophenyl-phenylether	248	6.412	6.412	(0.948)	23377	0.25000	0.23046
107	Hexachlorobenzene	284	6.483	6.483	(0.958)	24702	0.25000	0.23418
212	Atrazine	200	6.501	6.501	(0.961)	16314	0.25000	0.24085
111	Pentachlorophenol	266	Compound Not Detected.					
115	Phenanthrene	178	6.777	6.777	(1.002)	120809	0.25000	0.22106
116	Anthracene	178	6.818	6.818	(1.008)	120007	0.25000	0.21884
119	Carbazole	167	6.924	6.924	(1.023)	112261	0.25000	0.21882
120	Di-n-Butylphthalate	149	7.136	7.136	(1.055)	143811	0.25000	0.22252
123	Fluoranthene	202	7.659	7.659	(1.132)	125244	0.25000	0.22222
124	Benzidine	184	7.736	7.736	(0.886)	47352	0.25000	0.33220
125	Pyrene	202	7.836	7.836	(0.898)	135622	0.25000	0.22949
131	Butylbenzylphthalate	149	8.248	8.248	(0.945)	62035	0.25000	0.21983
133	3,3'-Dimethoxybenzidine	244	8.642	8.642	(0.990)	22201	0.25000	0.17602
135	3,3'-Dichlorobenzidine	252	8.677	8.677	(0.994)	44485	0.25000	0.20107
136	Benzo(a)Anthracene	228	8.718	8.718	(0.999)	145237	0.25000	0.24009
137	Chrysene	228	8.748	8.748	(1.002)	127725	0.25000	0.23340
138	4,4'-Methylene bis(o-chloroan	231	8.671	8.671	(0.993)	22198	0.25000	0.28195

139	bis(2-ethylhexyl)Phthalate	149	8.654	8.654 (0.991)	85145	0.25000	0.20842
140	Di-n-octylphthalate	149	9.171	9.171 (0.907)	135323	0.25000	0.32500

Compounds	QUANT SIG MASS	RT	EXP RT	REL RT	RESPONSE	AMOUNTS CAL-AMT (NG)	AMOUNTS ON-COL (NG)
141 Benzo(b)fluoranthene	252	9.677	9.677	(0.958)	130440	0.25000	0.21227
142 Benzo(k)fluoranthene	252	9.701	9.701	(0.960)	144611	0.25000	0.22786
146 Benzo(a)pyrene	252	10.042	10.042	(0.994)	122320	0.25000	0.22001
149 Indeno(1,2,3-cd)pyrene	276	11.589	11.589	(1.147)	144096	0.25000	0.21940
150 Dibenz(a,h)anthracene	278	11.595	11.595	(1.147)	110099	0.25000	0.28343
151 Benzo(g,h,i)perylene	276	12.047	12.047	(1.192)	116815	0.25000	0.22341
$ 154 Nitrobenzene-d5	82	3.883	3.883	(0.882)	53337	0.25000	0.22834
$ 155 2-Fluorobiphenyl	172	5.160	5.160	(0.910)	83761	0.25000	0.23226
$ 156 Terphenyl-d14	244	7.912	7.912	(0.906)	88581	0.25000	0.23342
$ 157 Phenol-d5	99	3.213	3.213	(0.916)	49469	0.25000	0.22862
$ 158 2-Fluorophenol	112	2.636	2.636	(0.752)	38238	0.25000	0.23716
$ 159 2,4,6-Tribromophenol	330	6.248	6.248	(1.102)	9025	0.25000	0.28856
$ 186 2-Chlorophenol-d4	132	3.354	3.354	(0.956)	38027	0.25000	0.22812
$ 187 1,2-Dichlorobenzene-d4	152	3.619	3.619	(1.032)	25687	0.25000	0.22650
101 Diphenylamine	169	6.136	6.136	(0.907)	60020	0.25000	0.22475

QC Flag Legend

Q - Qualifier signal failed the ratio test.

TestAmerica North Canton

INTERNAL STANDARD COMPOUNDS
AREA AND RT SUMMARY

Instrument ID: a4ag2.i
Lab File ID: 2SL0310.D
Lab Smp Id: L2
Analysis Type: SV
Quant Type: ISTD
Operator: 046900
Method File: \\cansvr11\dd\chem\MSS\a4ag2.i\00310A.b\8270C-625.m
Misc Info:

Calibration Date: 10-MAR-2010
Calibration Time: 10:40
Level:
Sample Type:

		AREA LIMIT			
COMPOUND	STANDARD	LOWER	UPPER	SAMPLE	%DIFF
1 1,4-Dichlorobenze	159407	79704	318814	285442	79.06
2 Naphthalene-d8	659754	329877	1319508	1177914	78.54
3 Acenaphthene-d10	368909	184455	737818	627543	70.11
4 Phenanthrene-d10	591199	295600	1182398	1026398	73.61
5 Chrysene-d12	742515	371258	1485030	1203854	62.13
6 Perylene-d12	645565	322783	1291130	1126081	74.43

		RT LIMIT			
COMPOUND	STANDARD	LOWER	UPPER	SAMPLE	%DIFF
1 1,4-Dichlorobenze	3.51	3.01	4.01	3.51	-0.00
2 Naphthalene-d8	4.40	3.90	4.90	4.40	-0.00
3 Acenaphthene-d10	5.67	5.17	6.17	5.67	-0.00
4 Phenanthrene-d10	6.77	6.27	7.27	6.77	-0.00
5 Chrysene-d12	8.73	8.23	9.23	8.73	-0.00
6 Perylene-d12	10.11	9.61	10.61	10.11	-0.00

AREA UPPER LIMIT = +100% of internal standard area.
AREA LOWER LIMIT = - 50% of internal standard area.
RT UPPER LIMIT = + 0.50 minutes of internal standard RT.
RT LOWER LIMIT = - 0.50 minutes of internal standard RT.

Data File: \\cansvr11\dd\chem\MSS\a4ag2.i\00310A.b\2SL0310.D

Page 1

Date : 10-MAR-2010 10:05

Client ID:

Instrument: a4ag2.i

Sample Info: L2,00310A.b,8270C-625,3-827042,SUB,1,,2

Operator: 046900

Column phase: db5.625

Column diameter: 0.32

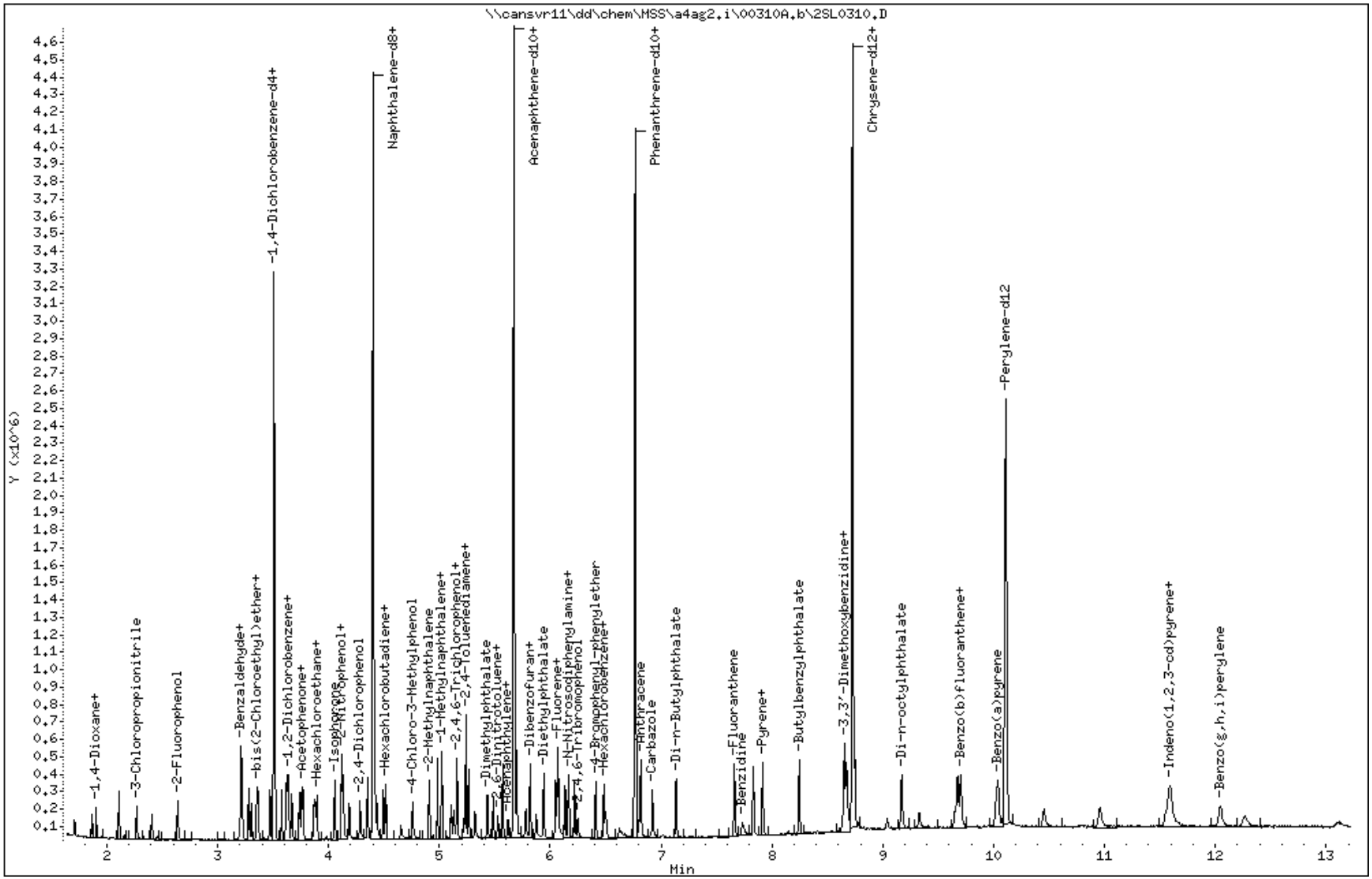

TestAmerica North Canton

Semivolatile REPORT SW-846 Method 8270

Data file : \\cansvr11\dd\chem\MSS\a4ag2.i\00310A.b\2SLL0310.D
Lab Smp Id: L1
Inj Date : 10-MAR-2010 10:23
Operator : 046900 Inst ID: a4ag2.i
Smp Info : L1,00310A.b,8270C-625,PAH.SUB,1,,1
Misc Info :
Comment   :
Method   : \\cansvr11\dd\chem\MSS\a4ag2.i\00310A.b\8270C-625.m
Meth Date : 10-Mar-2010 11:16 a4ag2.i Quant Type: ISTD
Cal Date : 10-MAR-2010 09:48 Cal File: 2SML0310.D
Als bottle: 10 Calibration Sample, Level: 1
Dil Factor: 1.00000
Integrator: HP RTE Compound Sublist: PAH.SUB
Target Version: 4.14
Processing Host: CANPMSSV04

	Compounds	QUANT SIG MASS	RT	EXP RT	REL RT	RESPONSE	AMOUNTS CAL-AMT (NG)	ON-COL (NG)
* 1	1,4-Dichlorobenzene-d4	152	3.507	3.507	(1.000)	244990	2.00000	(Q)
* 2	Naphthalene-d8	136	4.401	4.401	(1.000)	1008755	2.00000	
* 3	Acenaphthene-d10	164	5.671	5.671	(1.000)	547974	2.00000	
* 4	Phenanthrene-d10	188	6.765	6.765	(1.000)	887220	2.00000	
* 5	Chrysene-d12	240	8.730	8.730	(1.000)	1041395	2.00000	
* 6	Perylene-d12	264	10.106	10.106	(1.000)	958500	2.00000	
23	bis(2-Chloroethyl)ether	93	3.301	3.301	(0.941)	9304	0.05000	0.056434
35	Nitrobenzene	77	3.895	3.895	(0.885)	9271	0.05000	0.051450
51	Naphthalene	128	4.418	4.418	(1.004)	23909	0.05000	0.051688
62	2-Methylnaphthalene	142	4.907	4.907	(1.115)	12290	0.05000	0.049195
63	1-Methylnaphthalene	142	4.983	4.983	(1.132)	13757	0.05000	0.048002
70	2-Chloronaphthalene	162	5.265	5.265	(0.928)	12870	0.05000	0.047562
79	Acenaphthylene	152	5.571	5.571	(0.982)	20339	0.05000	0.045389
82	Acenaphthene	153	5.695	5.695	(1.004)	14760	0.05000	0.050585(Q)
86	Dibenzofuran	168	5.818	5.818	(1.026)	20910	0.05000	0.052772
94	Fluorene	166	6.071	6.071	(1.071)	15763	0.05000	0.047384
107	Hexachlorobenzene	284	6.483	6.483	(0.958)	4878	0.05000	0.053498
115	Phenanthrene	178	6.783	6.783	(1.003)	25108	0.05000	0.053150
116	Anthracene	178	6.818	6.818	(1.008)	24203	0.05000	0.051058
123	Fluoranthene	202	7.659	7.659	(1.132)	24507	0.05000	0.050304
125	Pyrene	202	7.836	7.836	(0.898)	28164	0.05000	0.055092
136	Benzo(a)Anthracene	228	8.718	8.718	(0.999)	30165	0.05000	0.057646
137	Chrysene	228	8.748	8.748	(1.002)	24858	0.05000	0.052511
141	Benzo(b)fluoranthene	252	9.677	9.677	(0.958)	26338	0.05000	0.050355
142	Benzo(k)fluoranthene	252	9.700	9.700	(0.960)	30436	0.05000	0.056342
146	Benzo(a)pyrene	252	10.042	10.042	(0.994)	24517	0.05000	0.051807
149	Indeno(1,2,3-cd)pyrene	276	11.594	11.594	(1.147)	26029	0.05000	0.046561
150	Dibenz(a,h)anthracene	278	11.600	11.600	(1.148)	19027	0.05000	0.12952
151	Benzo(g,h,i)perylene	276	12.047	12.047	(1.192)	22683	0.05000	0.050967
$ 154	Nitrobenzene-d5	82	3.883	3.883	(0.882)	10690	0.05000	0.053438
$ 155	2-Fluorobiphenyl	172	5.160	5.160	(0.910)	15252	0.05000	0.048433

$ 156 Terphenyl-d14	244	7.912	7.912 (0.906)	16610	0.05000	0.050596
$ 157 Phenol-d5	99	3.213	3.213 (0.916)	8587	0.05000	0.046238

Compounds	QUANT SIG MASS	RT	EXP RT	REL RT	RESPONSE	AMOUNTS CAL-AMT (NG)	AMOUNTS ON-COL (NG)
$ 158 2-Fluorophenol	112	2.636	2.636	(0.752)	7280	0.05000	0.052608
$ 159 2,4,6-Tribromophenol	330	Compound Not Detected.					

QC Flag Legend

Q - Qualifier signal failed the ratio test.

TestAmerica North Canton

INTERNAL STANDARD COMPOUNDS
AREA AND RT SUMMARY

Instrument ID: a4ag2.i
Lab File ID: 2SLL0310.D
Lab Smp Id: L1
Analysis Type: SV
Quant Type: ISTD
Operator: 046900
Method File: \\cansvr11\dd\chem\MSS\a4ag2.i\00310A.b\8270C-625.m
Misc Info:

Calibration Date: 10-MAR-2010
Calibration Time: 10:40
Level:
Sample Type:

		AREA LIMIT			
COMPOUND	STANDARD	LOWER	UPPER	SAMPLE	%DIFF
1 1,4-Dichlorobenze	159407	79704	318814	244990	53.69
2 Naphthalene-d8	659754	329877	1319508	1008755	52.90
3 Acenaphthene-d10	368909	184455	737818	547974	48.54
4 Phenanthrene-d10	591199	295600	1182398	887220	50.07
5 Chrysene-d12	742515	371258	1485030	1041395	40.25
6 Perylene-d12	645565	322783	1291130	958500	48.47

		RT LIMIT			
COMPOUND	STANDARD	LOWER	UPPER	SAMPLE	%DIFF
1 1,4-Dichlorobenze	3.51	3.01	4.01	3.51	-0.00
2 Naphthalene-d8	4.40	3.90	4.90	4.40	-0.00
3 Acenaphthene-d10	5.67	5.17	6.17	5.67	-0.00
4 Phenanthrene-d10	6.77	6.27	7.27	6.77	-0.00
5 Chrysene-d12	8.73	8.23	9.23	8.73	-0.00
6 Perylene-d12	10.11	9.61	10.61	10.11	-0.00

AREA UPPER LIMIT = +100% of internal standard area.
AREA LOWER LIMIT = - 50% of internal standard area.
RT UPPER LIMIT = + 0.50 minutes of internal standard RT.
RT LOWER LIMIT = - 0.50 minutes of internal standard RT.

Data File: \\cansvr11\dd\chem\MSS\a4ag2.i\00310A.b\2SLL0310.D

Page 1

Date : 10-MAR-2010 10:23

Client ID:

Instrument: a4ag2.i

Sample Info: L1,00310A.b,8270C-625,PAH.SUB,1,,1

Operator: 046900

Column phase: db5.625

Column diameter: 0.32

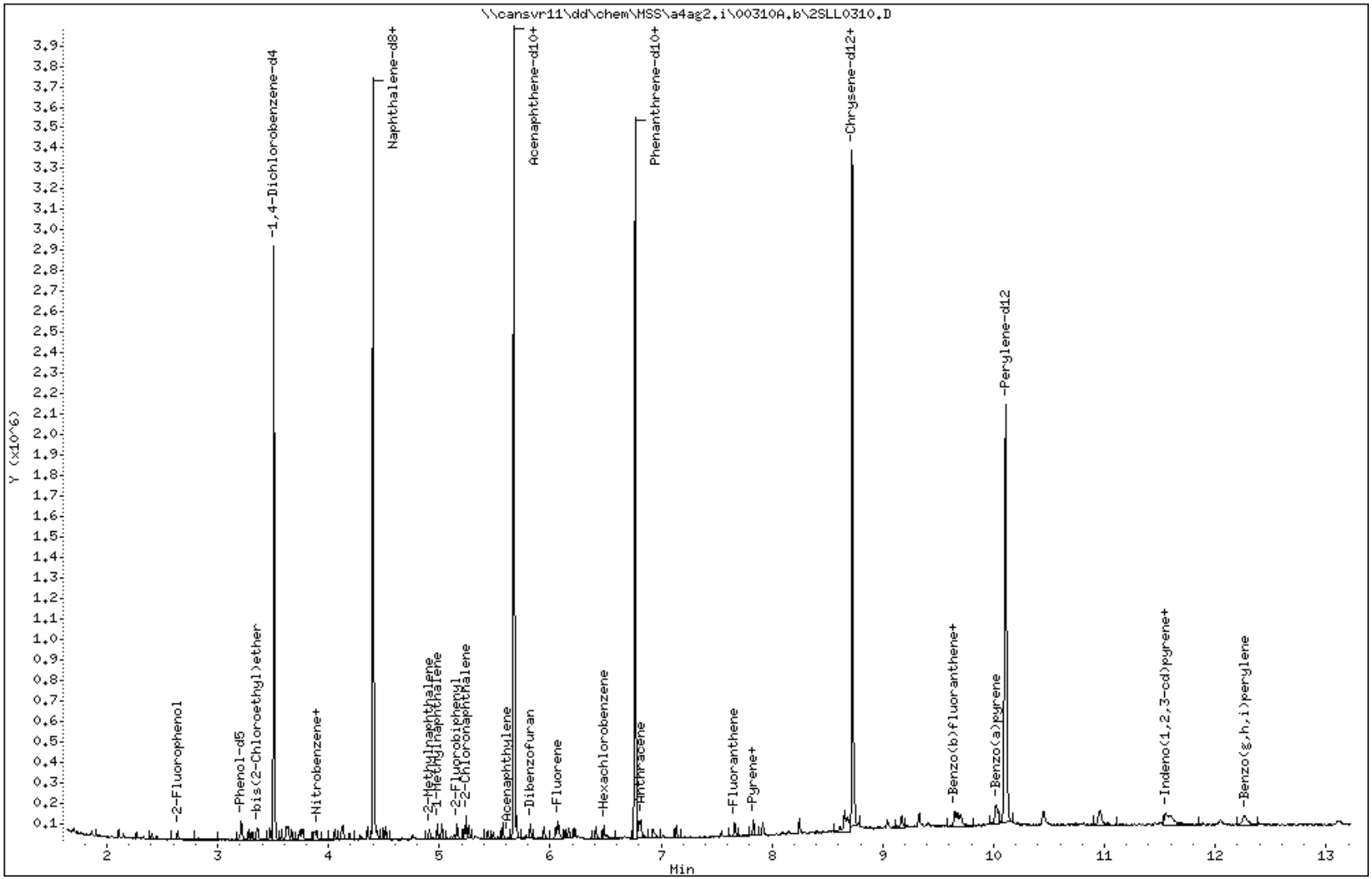

TestAmerica North Canton

Semivolatile REPORT SW-846 Method 8270

Data file : \\cansvr11\dd\chem\MSS\a4ag2.i\00310A.b\2SM0310.D
Lab Smp Id: L4
Inj Date : 10-MAR-2010 09:31
Operator : 046900 Inst ID: a4ag2.i
Smp Info : L4,00310A.b,8270C-625,3-827042.SUB,1,,4
Misc Info :
Comment :
Method : \\cansvr11\dd\chem\MSS\a4ag2.i\00310A.b\8270C-625.m
Meth Date : 10-Mar-2010 11:17 a4ag2.i Quant Type: ISTD
Cal Date : 10-MAR-2010 09:48 Cal File: 2SML0310.D
Als bottle: 7 Calibration Sample, Level: 4
Dil Factor: 1.00000
Integrator: HP RTE Compound Sublist: 3-827042.SUB
Target Version: 4.14
Processing Host: CANPMSSV04

	Compounds	QUANT SIG MASS	RT	EXP RT	REL RT	RESPONSE	AMOUNTS CAL-AMT (NG)	ON-COL (NG)
* 1	1,4-Dichlorobenzene-d4	152	3.507	3.507	(1.000)	343245	2.00000	
* 2	Naphthalene-d8	136	4.401	4.401	(1.000)	1452432	2.00000	
* 3	Acenaphthene-d10	164	5.672	5.672	(1.000)	791020	2.00000	
* 4	Phenanthrene-d10	188	6.766	6.766	(1.000)	1259394	2.00000	
* 5	Chrysene-d12	240	8.730	8.730	(1.000)	1515506	2.00000	
* 6	Perylene-d12	264	10.107	10.107	(1.000)	1370207	2.00000	
198	1,4-Dioxane	88	1.701	1.701	(0.485)	95426	1.00000	0.97088
9	Pyridine	79	1.895	1.895	(0.540)	226136	1.00000	0.97512
10	N-Nitrosodimethylamine	74	1.860	1.860	(0.530)	131107	1.00000	0.95716
12	3-Chloropropionitrile	54	2.260	2.260	(0.644)	125629	1.00000	0.99116
209	Benzaldehyde	77	3.213	3.213	(0.916)	162099	1.00000	1.0258
21	Aniline	93	3.278	3.278	(0.935)	317509	1.00000	0.93724
22	Phenol	94	3.219	3.219	(0.918)	259141	1.00000	0.95820
23	bis(2-Chloroethyl)ether	93	3.301	3.301	(0.941)	207964	1.00000	0.90033
24	2-Chlorophenol	128	3.366	3.366	(0.960)	211392	1.00000	0.96268
26	1,3-Dichlorobenzene	146	3.472	3.472	(0.990)	206862	1.00000	0.93855
27	1,4-Dichlorobenzene	146	3.519	3.519	(1.003)	210331	1.00000	0.94861
28	1,2-Dichlorobenzene	146	3.630	3.630	(1.035)	205004	1.00000	0.95854
29	Benzyl Alcohol	108	3.578	3.578	(1.020)	134950	1.00000	0.95295
30	2-Methylphenol	108	3.636	3.636	(1.037)	190675	1.00000	0.96100
31	bis(2-Chloroisopropyl)ether	45	3.666	3.666	(1.045)	289749	1.00000	0.99594
37	Acetophenone	105	3.772	3.772	(1.075)	287203	1.00000	0.96453
32	N-Nitroso-di-n-propylamine	70	3.754	3.754	(1.070)	175910	1.00000	0.99975
192	4-Methylphenol	108	3.736	3.736	(1.065)	197171	1.00000	0.95192
34	Hexachloroethane	117	3.866	3.866	(1.102)	90106	1.00000	0.95155
35	Nitrobenzene	77	3.895	3.895	(0.885)	240912	1.00000	0.92856
41	Isophorone	82	4.054	4.054	(0.921)	448583	1.00000	0.95600
42	2-Nitrophenol	139	4.119	4.119	(0.936)	111847	1.00000	0.96184
43	2,4-Dimethylphenol	107	4.119	4.119	(0.936)	216857	1.00000	0.92767
44	bis(2-Chloroethoxy)methane	93	4.183	4.183	(0.951)	247117	1.00000	0.96132
46	2,4-Toluenediamene	121	5.219	5.219	(1.186)	111399	1.00000	1.0339

47	1,3,5-Trichlorobenzene	180	4.130	4.130 (0.939)	175031	1.00000	0.91344
48	2,4-Dichlorophenol	162	4.283	4.283 (0.973)	150251	1.00000	0.91924

	Compounds	QUANT SIG MASS	RT	EXP RT	REL RT	RESPONSE	AMOUNTS CAL-AMT (NG)	AMOUNTS ON-COL (NG)
49	Benzoic Acid	122	4.154	4.154	(0.944)	178260	2.00000	2.0702(MH)
50	1,2,4-Trichlorobenzene	180	4.354	4.354	(0.989)	171997	1.00000	0.91901
51	Naphthalene	128	4.419	4.419	(1.004)	629737	1.00000	0.94553
52	4-Chloroaniline	127	4.436	4.436	(1.008)	251409	1.00000	0.91826
56	Hexachlorobutadiene	225	4.495	4.495	(1.021)	99353	1.00000	0.91158
210	Caprolactam	113	4.666	4.666	(1.060)	61070	1.00000	0.88218
57	1,2,3-Trichlorobenzene	180	4.519	4.519	(1.027)	162438	1.00000	0.92201
59	4-Chloro-3-Methylphenol	107	4.760	4.760	(1.082)	174740	1.00000	0.89728
62	2-Methylnaphthalene	142	4.907	4.907	(1.115)	336961	1.00000	0.93678
63	1-Methylnaphthalene	142	4.983	4.983	(1.132)	384761	1.00000	0.93244
64	Hexachlorocyclopentadiene	237	5.025	5.025	(0.886)	111659	1.00000	0.97804
66	2,4,6-Trichlorophenol	196	5.101	5.101	(0.899)	112514	1.00000	0.93538
67	2,4,5-Trichlorophenol	196	5.130	5.130	(0.905)	116592	1.00000	0.92196
211	1,1'-Biphenyl	154	5.236	5.236	(0.923)	506392	1.00000	0.91584
68	1,2,3,5-Tetrachlorobenzene	216	5.025	5.025	(0.886)	172076	1.00000	0.88370
70	2-Chloronaphthalene	162	5.266	5.266	(0.928)	361630	1.00000	0.92581
73	2-Nitroaniline	65	5.319	5.319	(0.938)	128578	1.00000	0.91711
74	1,2,3,4-Tetrachlorobenzene	216	5.242	5.242	(0.924)	160028	1.00000	0.90634
76	Dimethylphthalate	163	5.436	5.436	(0.959)	424349	1.00000	0.92472
78	2,6-Dinitrotoluene	165	5.483	5.483	(0.967)	87525	1.00000	0.87410
79	Acenaphthylene	152	5.572	5.572	(0.982)	608864	1.00000	0.94128
80	1,2-Dinitrobenzene	168	5.530	5.530	(0.975)	46745	1.00000	0.92945
81	3-Nitroaniline	138	5.619	5.619	(0.991)	105443	1.00000	1.0100
82	Acenaphthene	153	5.695	5.695	(1.004)	390660	1.00000	0.92749
83	2,4-Dinitrophenol	184	5.689	5.689	(1.003)	101298	2.00000	2.1521(Q)
85	4-Nitrophenol	109	5.713	5.713	(1.007)	55599	1.00000	1.0019(Q)
86	Dibenzofuran	168	5.819	5.819	(1.026)	519901	1.00000	0.90895
87	2,4-Dinitrotoluene	165	5.783	5.783	(1.020)	126320	1.00000	0.92073
91	2,3,5,6-Tetrachlorophenol	232	5.872	5.872	(1.035)	94220	1.00000	0.85628
93	Diethylphthalate	149	5.942	5.942	(1.048)	443737	1.00000	0.90747
94	Fluorene	166	6.072	6.072	(1.071)	440966	1.00000	0.91828
95	4-Chlorophenyl-phenylether	204	6.054	6.054	(1.067)	201389	1.00000	0.90934
96	4-Nitroaniline	138	6.060	6.060	(1.068)	114562	1.00000	0.98584
98	4,6-Dinitro-2-methylphenol	198	6.083	6.083	(0.899)	54352	1.00000	1.0126
99	N-Nitrosodiphenylamine	169	6.130	6.130	(0.906)	308202	1.00000	0.94059
100	1,2-Diphenylhydrazine	77	6.166	6.166	(0.911)	543221	1.00000	0.93909
106	4-Bromophenyl-phenylether	248	6.413	6.413	(0.948)	113798	1.00000	0.91432
107	Hexachlorobenzene	284	6.483	6.483	(0.958)	118798	1.00000	0.91785
212	Atrazine	200	6.501	6.501	(0.961)	78119	1.00000	0.93993
111	Pentachlorophenol	266	6.619	6.619	(0.978)	123121	2.00000	2.1171
115	Phenanthrene	178	6.783	6.783	(1.003)	615348	1.00000	0.91766
116	Anthracene	178	6.819	6.819	(1.008)	622492	1.00000	0.92512
119	Carbazole	167	6.919	6.919	(1.023)	582923	1.00000	0.92602
120	Di-n-Butylphthalate	149	7.136	7.136	(1.055)	751857	1.00000	0.94813
123	Fluoranthene	202	7.660	7.660	(1.132)	629294	1.00000	0.90999
124	Benzidine	184	7.730	7.730	(0.885)	332935	1.00000	1.0069
125	Pyrene	202	7.836	7.836	(0.898)	690052	1.00000	0.92755
131	Butylbenzylphthalate	149	8.248	8.248	(0.945)	326804	1.00000	0.91994
133	3,3'-Dimethoxybenzidine	244	8.636	8.636	(0.989)	137252	1.00000	0.86442
135	3,3'-Dichlorobenzidine	252	8.671	8.671	(0.993)	254000	1.00000	0.91198
136	Benzo(a)Anthracene	228	8.718	8.718	(0.999)	685202	1.00000	0.89978
137	Chrysene	228	8.748	8.748	(1.002)	624886	1.00000	0.90708

138	4,4'-Methylene bis(o-chloroan	231	8.665	8.665 (0.993)	121029	1.00000	0.96148
139	bis(2-ethylhexyl)Phthalate	149	8.654	8.654 (0.991)	483001	1.00000	0.93919

Compounds	QUANT SIG MASS	RT	EXP RT	REL RT	RESPONSE	AMOUNTS CAL-AMT (NG)	AMOUNTS ON-COL (NG)
140 Di-n-octylphthalate	149	9.171	9.171	(0.907)	748389	1.00000	0.95372
141 Benzo(b)fluoranthene	252	9.677	9.677	(0.958)	666032	1.00000	0.89076
142 Benzo(k)fluoranthene	252	9.701	9.701	(0.960)	682370	1.00000	0.88363
146 Benzo(a)pyrene	252	10.042	10.042	(0.994)	604513	1.00000	0.89358
149 Indeno(1,2,3-cd)pyrene	276	11.589	11.589	(1.147)	717421	1.00000	0.89772
150 Dibenz(a,h)anthracene	278	11.595	11.595	(1.147)	607188	1.00000	0.95935
151 Benzo(g,h,i)perylene	276	12.048	12.048	(1.192)	576662	1.00000	0.90640
$ 154 Nitrobenzene-d5	82	3.883	3.883	(0.882)	270032	1.00000	0.93752
$ 155 2-Fluorobiphenyl	172	5.160	5.160	(0.910)	428821	1.00000	0.94333
$ 156 Terphenyl-d14	244	7.913	7.913	(0.906)	436847	1.00000	0.91440
$ 157 Phenol-d5	99	3.213	3.213	(0.916)	253627	1.00000	0.97475
$ 158 2-Fluorophenol	112	2.636	2.636	(0.752)	185902	1.00000	0.95885
$ 159 2,4,6-Tribromophenol	330	6.248	6.248	(1.102)	52662	1.00000	1.0159
$ 186 2-Chlorophenol-d4	132	3.354	3.354	(0.956)	192400	1.00000	0.95983
$ 187 1,2-Dichlorobenzene-d4	152	3.619	3.619	(1.032)	131305	1.00000	0.96283
101 Diphenylamine	169	6.130	6.130	(0.906)	308202	1.00000	0.94059

QC Flag Legend

Q - Qualifier signal failed the ratio test.
M - Compound response manually integrated.
H - Operator selected an alternate compound hit.

TestAmerica North Canton

INTERNAL STANDARD COMPOUNDS
AREA AND RT SUMMARY

Instrument ID: a4ag2.i
Lab File ID: 2SM0310.D
Lab Smp Id: L4
Analysis Type: SV
Quant Type: ISTD
Operator: 046900
Method File: \\cansvr11\dd\chem\MSS\a4ag2.i\00310A.b\8270C-625.m
Misc Info:

Calibration Date: 10-MAR-2010
Calibration Time: 10:40
Level:
Sample Type:

		AREA LIMIT				
COMPOUND	STANDARD	LOWER	UPPER	SAMPLE	%DIFF	
1 1,4-Dichlorobenze	159407	79704	318814	343245	115.33	<-
2 Naphthalene-d8	659754	329877	1319508	1452432	120.15	<-
3 Acenaphthene-d10	368909	184455	737818	791020	114.42	<-
4 Phenanthrene-d10	591199	295600	1182398	1259394	113.02	<-
5 Chrysene-d12	742515	371258	1485030	1515506	104.10	<-
6 Perylene-d12	645565	322783	1291130	1370207	112.25	<-

		RT LIMIT			
COMPOUND	STANDARD	LOWER	UPPER	SAMPLE	%DIFF
1 1,4-Dichlorobenze	3.51	3.01	4.01	3.51	0.00
2 Naphthalene-d8	4.40	3.90	4.90	4.40	0.00
3 Acenaphthene-d10	5.67	5.17	6.17	5.67	0.00
4 Phenanthrene-d10	6.77	6.27	7.27	6.77	0.00
5 Chrysene-d12	8.73	8.23	9.23	8.73	0.00
6 Perylene-d12	10.11	9.61	10.61	10.11	0.00

AREA UPPER LIMIT = +100% of internal standard area.
AREA LOWER LIMIT = - 50% of internal standard area.
RT UPPER LIMIT = + 0.50 minutes of internal standard RT.
RT LOWER LIMIT = - 0.50 minutes of internal standard RT.

Data File: \\cansvr11\dd\chem\MSS\a4ag2.i\00310A.b\2SM0310.D

Date : 10-MAR-2010 09:31

Client ID:

Instrument: a4ag2.i

Sample Info: L4,00310A.b,8270C-625,3-827042,SUB,1,,4

Operator: 046900

Column phase: db5.625

Column diameter: 0.32

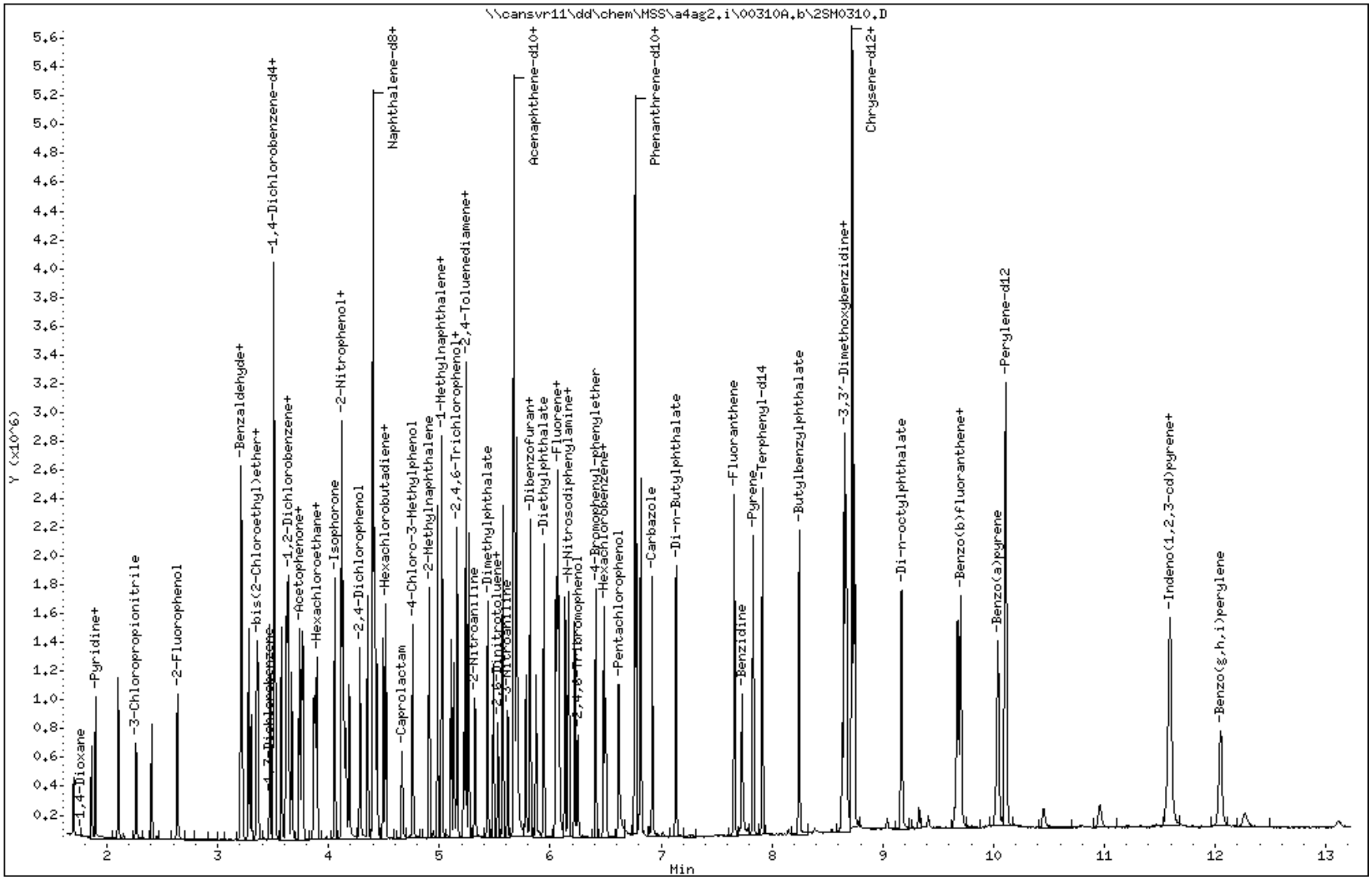

Data File Name: 2SM0310.D
Inj. Date and Time: 10-MAR-2010 09:31
Instrument ID: a4ag2.i
Client ID:
Compound Name: Benzoic Acid
CAS #: 65-85-0
Report Date: 03/10/2010

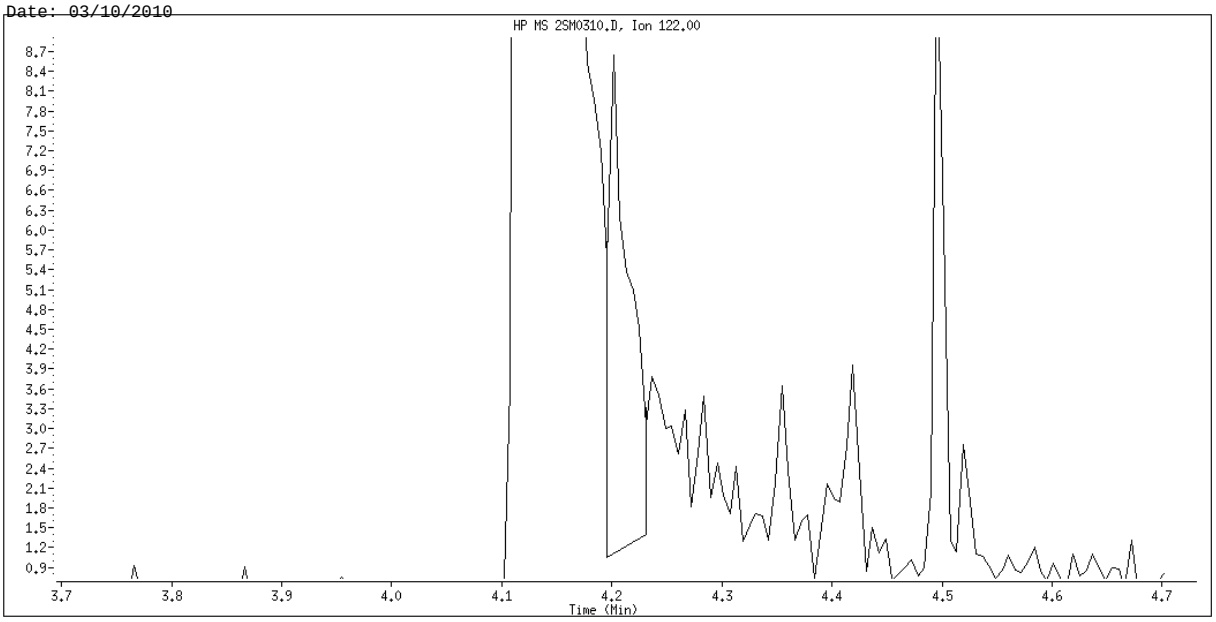

Original Integration

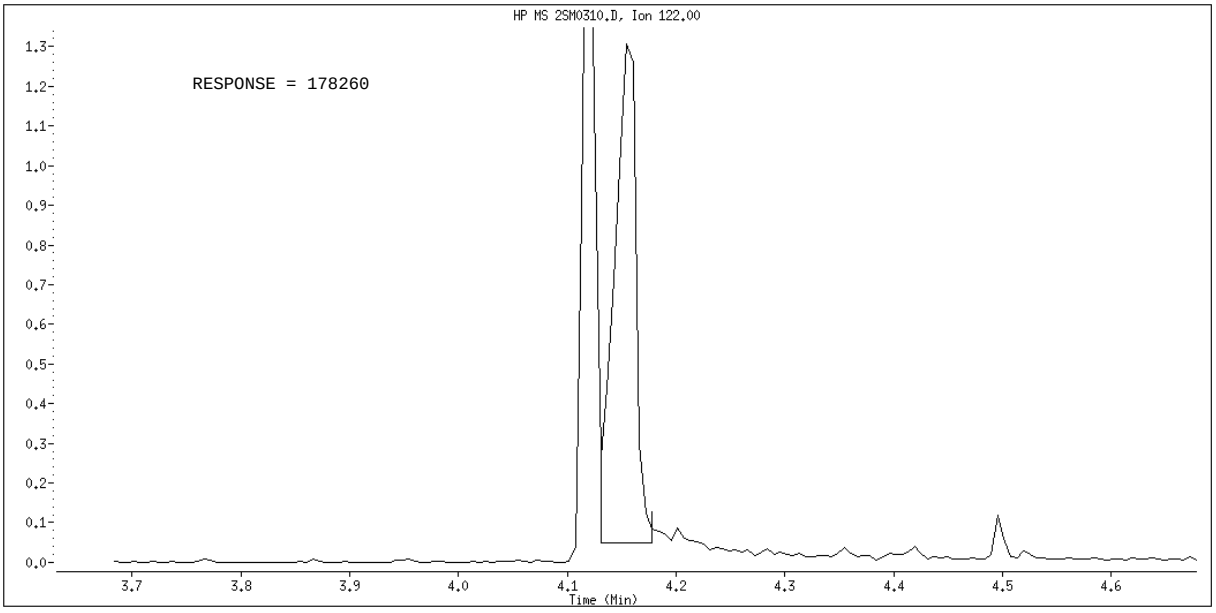

Manual Integration

Manually Integrated By: hulat
Manual Integration Reason: Poor Chromatography

TestAmerica North Canton

Semivolatile REPORT SW-846 Method 8270

Data file : \\cansvr11\dd\chem\MSS\a4ag2.i\00310A.b\2SMH0310.D
Lab Smp Id: L6
Inj Date : 10-MAR-2010 08:56
Operator : 046900 Inst ID: a4ag2.i
Smp Info : L6,00310A.b,8270C-625,3-827042.SUB,1,,6
Misc Info :
Comment   :
Method   : \\cansvr11\dd\chem\MSS\a4ag2.i\00310A.b\8270C-625.m
Meth Date : 10-Mar-2010 11:17 a4ag2.i Quant Type: ISTD
Cal Date : 10-MAR-2010 09:13 Cal File: 2SMM0310.D
Als bottle: 5 Calibration Sample, Level: 6
Dil Factor: 1.00000
Integrator: HP RTE Compound Sublist: 3-827042.SUB
Target Version: 4.14
Processing Host: CANPMSSV04

		QUANT SIG					AMOUNTS CAL-AMT	AMOUNTS ON-COL
	Compounds	MASS	RT	EXP RT	REL RT	RESPONSE	(NG)	(NG)
*	1 1,4-Dichlorobenzene-d4	152	3.507	3.507	(1.000)	283692	2.00000	
*	2 Naphthalene-d8	136	4.401	4.401	(1.000)	1200069	2.00000	
*	3 Acenaphthene-d10	164	5.671	5.671	(1.000)	627462	2.00000	
*	4 Phenanthrene-d10	188	6.765	6.765	(1.000)	1023199	2.00000	
*	5 Chrysene-d12	240	8.730	8.730	(1.000)	1266019	2.00000	
*	6 Perylene-d12	264	10.106	10.106	(1.000)	1087973	2.00000	
	198 1,4-Dioxane	88	1.707	1.707	(0.487)	404607	5.00000	4.9807
	9 Pyridine	79	1.901	1.901	(0.542)	968144	5.00000	5.0511
	10 N-Nitrosodimethylamine	74	1.866	1.866	(0.532)	576553	5.00000	5.0928
	12 3-Chloropropionitrile	54	2.266	2.266	(0.646)	521692	5.00000	4.9799
	209 Benzaldehyde	77	3.219	3.219	(0.918)	630275	5.00000	4.8257
	21 Aniline	93	3.283	3.283	(0.936)	1447478	5.00000	5.1697
	22 Phenol	94	3.224	3.224	(0.919)	1123349	5.00000	5.0256
	23 bis(2-Chloroethyl)ether	93	3.301	3.301	(0.941)	879848	5.00000	4.6087
	24 2-Chlorophenol	128	3.366	3.366	(0.960)	903048	5.00000	4.9758
	26 1,3-Dichlorobenzene	146	3.477	3.477	(0.992)	908785	5.00000	4.9888
	27 1,4-Dichlorobenzene	146	3.519	3.519	(1.003)	916244	5.00000	4.9998
	28 1,2-Dichlorobenzene	146	3.630	3.630	(1.035)	875851	5.00000	4.9549
	29 Benzyl Alcohol	108	3.583	3.583	(1.022)	598342	5.00000	5.1122
	30 2-Methylphenol	108	3.642	3.642	(1.039)	832355	5.00000	5.0757
	31 bis(2-Chloroisopropyl)ether	45	3.671	3.671	(1.047)	1172266	5.00000	4.8752
	37 Acetophenone	105	3.771	3.771	(1.075)	1257137	5.00000	5.1082
	32 N-Nitroso-di-n-propylamine	70	3.766	3.766	(1.074)	735497	5.00000	5.0575
	192 4-Methylphenol	108	3.742	3.742	(1.067)	872330	5.00000	5.0956
	34 Hexachloroethane	117	3.871	3.871	(1.104)	395731	5.00000	5.0563
	35 Nitrobenzene	77	3.901	3.901	(0.886)	1064660	5.00000	4.9665
	41 Isophorone	82	4.060	4.060	(0.922)	1918947	5.00000	4.9496
	42 2-Nitrophenol	139	4.124	4.124	(0.937)	488321	5.00000	5.0824
	43 2,4-Dimethylphenol	107	4.124	4.124	(0.937)	968778	5.00000	5.0157
	44 bis(2-Chloroethoxy)methane	93	4.189	4.189	(0.952)	1050030	5.00000	4.9437
	46 2,4-Toluenediamene	121	5.218	5.218	(1.186)	473605	5.00000	5.3198

47	1,3,5-Trichlorobenzene	180	4.136	4.136 (0.940)	767171	5.00000	4.8456
48	2,4-Dichlorophenol	162	4.289	4.289 (0.975)	671026	5.00000	4.9687

	Compounds	QUANT SIG MASS	RT	EXP RT	REL RT	RESPONSE	AMOUNTS CAL-AMT (NG)	ON-COL (NG)
49	Benzoic Acid	122	4.201	4.201	(0.955)	1118525	10.0000	9.7367(M)
50	1,2,4-Trichlorobenzene	180	4.360	4.360	(0.991)	772230	5.00000	4.9938
51	Naphthalene	128	4.418	4.418	(1.004)	2676929	5.00000	4.8646
52	4-Chloroaniline	127	4.436	4.436	(1.008)	1178391	5.00000	5.2091
56	Hexachlorobutadiene	225	4.501	4.501	(1.023)	443002	5.00000	4.9193
210	Caprolactam	113	4.689	4.689	(1.065)	279070	5.00000	4.8790
57	1,2,3-Trichlorobenzene	180	4.518	4.518	(1.027)	719154	5.00000	4.9404
59	4-Chloro-3-Methylphenol	107	4.765	4.765	(1.083)	785985	5.00000	4.8847
62	2-Methylnaphthalene	142	4.913	4.913	(1.116)	1471509	5.00000	4.9512
63	1-Methylnaphthalene	142	4.983	4.983	(1.132)	1687043	5.00000	4.9482
64	Hexachlorocyclopentadiene	237	5.024	5.024	(0.886)	545964	5.00000	4.9995
66	2,4,6-Trichlorophenol	196	5.107	5.107	(0.900)	492314	5.00000	5.1597
67	2,4,5-Trichlorophenol	196	5.136	5.136	(0.906)	515620	5.00000	5.1401
211	1,1'-Biphenyl	154	5.242	5.242	(0.924)	2208085	5.00000	5.0344
68	1,2,3,5-Tetrachlorobenzene	216	5.024	5.024	(0.886)	775382	5.00000	5.0200
70	2-Chloronaphthalene	162	5.271	5.271	(0.929)	1595059	5.00000	5.1480
73	2-Nitroaniline	65	5.324	5.324	(0.939)	566003	5.00000	5.0895
74	1,2,3,4-Tetrachlorobenzene	216	5.242	5.242	(0.924)	707734	5.00000	5.0532
76	Dimethylphthalate	163	5.436	5.436	(0.959)	1850494	5.00000	5.0836
78	2,6-Dinitrotoluene	165	5.489	5.489	(0.968)	409900	5.00000	5.1607
79	Acenaphthylene	152	5.571	5.571	(0.982)	2642050	5.00000	5.1492
80	1,2-Dinitrobenzene	168	5.536	5.536	(0.976)	203017	5.00000	5.0889
81	3-Nitroaniline	138	5.618	5.618	(0.991)	465716	5.00000	4.9959
82	Acenaphthene	153	5.701	5.701	(1.005)	1680935	5.00000	5.0311
83	2,4-Dinitrophenol	184	5.695	5.695	(1.004)	630729	10.0000	10.160(Q)
85	4-Nitrophenol	109	5.712	5.712	(1.007)	337117	5.00000	4.9860
86	Dibenzofuran	168	5.824	5.824	(1.027)	2231736	5.00000	4.9188
87	2,4-Dinitrotoluene	165	5.789	5.789	(1.021)	572889	5.00000	5.2642
91	2,3,5,6-Tetrachlorophenol	232	5.871	5.871	(1.035)	431112	5.00000	4.9392
93	Diethylphthalate	149	5.948	5.948	(1.049)	1957738	5.00000	5.0473
94	Fluorene	166	6.071	6.071	(1.071)	1913422	5.00000	5.0232
95	4-Chlorophenyl-phenylether	204	6.054	6.054	(1.067)	863657	5.00000	4.9162
96	4-Nitroaniline	138	6.065	6.065	(1.069)	545266	5.00000	5.0660
98	4,6-Dinitro-2-methylphenol	198	6.089	6.089	(0.900)	324437	5.00000	5.0959
99	N-Nitrosodiphenylamine	169	6.136	6.136	(0.907)	1337368	5.00000	5.0236
100	1,2-Diphenylhydrazine	77	6.171	6.171	(0.912)	2346887	5.00000	4.9937
106	4-Bromophenyl-phenylether	248	6.412	6.412	(0.948)	493049	5.00000	4.8759
107	Hexachlorobenzene	284	6.483	6.483	(0.958)	510753	5.00000	4.8571
212	Atrazine	200	6.501	6.501	(0.961)	341582	5.00000	5.0587
111	Pentachlorophenol	266	6.618	6.618	(0.978)	692147	10.0000	10.059
115	Phenanthrene	178	6.783	6.783	(1.003)	2724470	5.00000	5.0009
116	Anthracene	178	6.818	6.818	(1.008)	2759363	5.00000	5.0475
119	Carbazole	167	6.924	6.924	(1.023)	2564316	5.00000	5.0140
120	Di-n-Butylphthalate	149	7.136	7.136	(1.055)	3397925	5.00000	5.2741
123	Fluoranthene	202	7.659	7.659	(1.132)	2878440	5.00000	5.1232
124	Benzidine	184	7.730	7.730	(0.885)	1689969	5.00000	4.9790
125	Pyrene	202	7.836	7.836	(0.898)	3109273	5.00000	5.0030
131	Butylbenzylphthalate	149	8.248	8.248	(0.945)	1492269	5.00000	5.0285
133	3,3'-Dimethoxybenzidine	244	8.642	8.642	(0.990)	645179	5.00000	4.8641
135	3,3'-Dichlorobenzidine	252	8.677	8.677	(0.994)	1177205	5.00000	5.0596
136	Benzo(a)Anthracene	228	8.724	8.724	(0.999)	3045581	5.00000	4.7875
137	Chrysene	228	8.753	8.753	(1.003)	2860485	5.00000	4.9705

138	4,4'-Methylene bis(o-chloroan	231	8.671	8.671 (0.993)	595791	5.00000	4.9777
139	bis(2-ethylhexyl)Phthalate	149	8.653	8.653 (0.991)	2182981	5.00000	5.0813

Compounds	QUANT SIG MASS	RT	EXP RT	REL RT	RESPONSE	AMOUNTS CAL-AMT (NG)	AMOUNTS ON-COL (NG)
140 Di-n-octylphthalate	149	9.171	9.171	(0.907)	3687493	5.00000	5.0109
141 Benzo(b)fluoranthene	252	9.683	9.683	(0.958)	3008452	5.00000	5.0673
142 Benzo(k)fluoranthene	252	9.712	9.712	(0.961)	3062605	5.00000	4.9947
146 Benzo(a)pyrene	252	10.047	10.047	(0.994)	2748165	5.00000	5.1161
149 Indeno(1,2,3-cd)pyrene	276	11.612	11.612	(1.149)	3281412	5.00000	5.1713
150 Dibenz(a,h)anthracene	278	11.618	11.618	(1.150)	2841311	5.00000	4.9704
151 Benzo(g,h,i)perylene	276	12.065	12.065	(1.194)	2533790	5.00000	5.0157
$ 154 Nitrobenzene-d5	82	3.883	3.883	(0.882)	1180153	5.00000	4.9590
$ 155 2-Fluorobiphenyl	172	5.165	5.165	(0.911)	1814706	5.00000	5.0326
$ 156 Terphenyl-d14	244	7.912	7.912	(0.906)	1962425	5.00000	4.9172
$ 157 Phenol-d5	99	3.219	3.219	(0.918)	1086135	5.00000	5.0506
$ 158 2-Fluorophenol	112	2.636	2.636	(0.752)	807210	5.00000	5.0374
$ 159 2,4,6-Tribromophenol	330	6.248	6.248	(1.102)	235351	5.00000	4.9446
$ 186 2-Chlorophenol-d4	132	3.360	3.360	(0.958)	839255	5.00000	5.0657
$ 187 1,2-Dichlorobenzene-d4	152	3.624	3.624	(1.034)	566488	5.00000	5.0259
101 Diphenylamine	169	6.136	6.136	(0.907)	1337368	5.00000	5.0236

QC Flag Legend

Q - Qualifier signal failed the ratio test.
M - Compound response manually integrated.

TestAmerica North Canton

INTERNAL STANDARD COMPOUNDS
AREA AND RT SUMMARY

Instrument ID: a4ag2.i
Lab File ID: 2SMH0310.D
Lab Smp Id: L6
Analysis Type: SV
Quant Type: ISTD
Operator: 046900
Method File: \\cansvr11\dd\chem\MSS\a4ag2.i\00310A.b\8270C-625.m
Misc Info:

Calibration Date: 10-MAR-2010
Calibration Time: 08:56
Level:
Sample Type:

		AREA LIMIT			
COMPOUND	STANDARD	LOWER	UPPER	SAMPLE	%DIFF
1 1,4-Dichlorobenze	283692	141846	567384	283692	0.00
2 Naphthalene-d8	1200069	600035	2400138	1200069	0.00
3 Acenaphthene-d10	627462	313731	1254924	627462	0.00
4 Phenanthrene-d10	1023199	511600	2046398	1023199	0.00
5 Chrysene-d12	1266019	633010	2532038	1266019	0.00
6 Perylene-d12	1087973	543987	2175946	1087973	0.00

		RT LIMIT			
COMPOUND	STANDARD	LOWER	UPPER	SAMPLE	%DIFF
1 1,4-Dichlorobenze	3.51	3.01	4.01	3.51	0.00
2 Naphthalene-d8	4.40	3.90	4.90	4.40	0.00
3 Acenaphthene-d10	5.67	5.17	6.17	5.67	0.00
4 Phenanthrene-d10	6.77	6.27	7.27	6.77	0.00
5 Chrysene-d12	8.73	8.23	9.23	8.73	0.00
6 Perylene-d12	10.11	9.61	10.61	10.11	0.00

AREA UPPER LIMIT = +100% of internal standard area.
AREA LOWER LIMIT = - 50% of internal standard area.
RT UPPER LIMIT = + 0.50 minutes of internal standard RT.
RT LOWER LIMIT = - 0.50 minutes of internal standard RT.

Data File: \\cansvr11\dd\chem\MSS\a4ag2.i\00310A.b\2SMH0310.D

Page 1

Date : 10-MAR-2010 08:56

Client ID:

Instrument: a4ag2.i

Sample Info: L6,00310A.b,8270C-625,3-827042,SUB,1,,6

Operator: 046900

Column phase: db5.625

Column diameter: 0.32

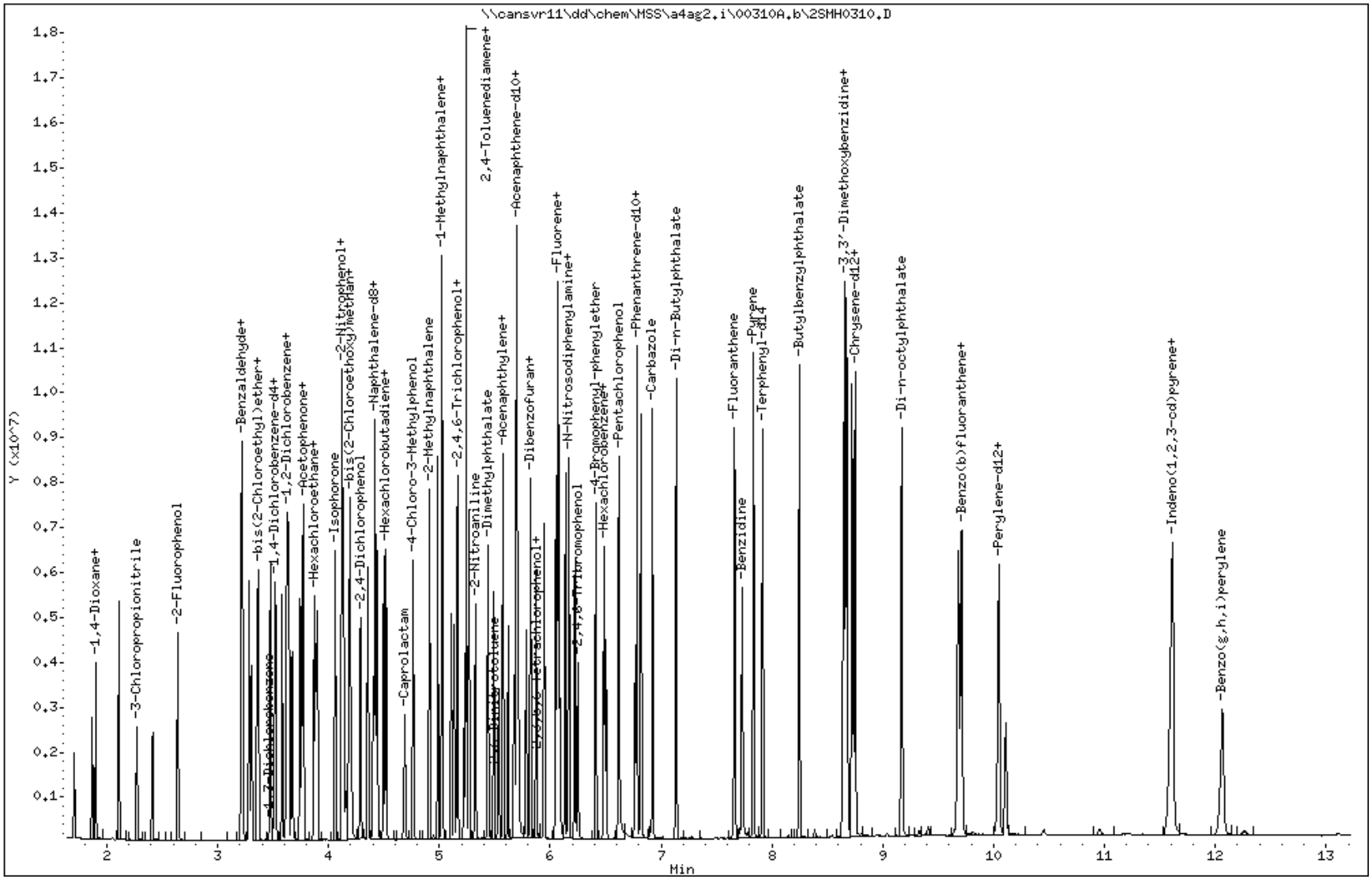

Data File Name: 2SMH0310.D
Inj. Date and Time: 10-MAR-2010 08:56
Instrument ID: a4ag2.i
Client ID:
Compound Name: Benzoic Acid
CAS #: 65-85-0
Report Date: 03/10/2010

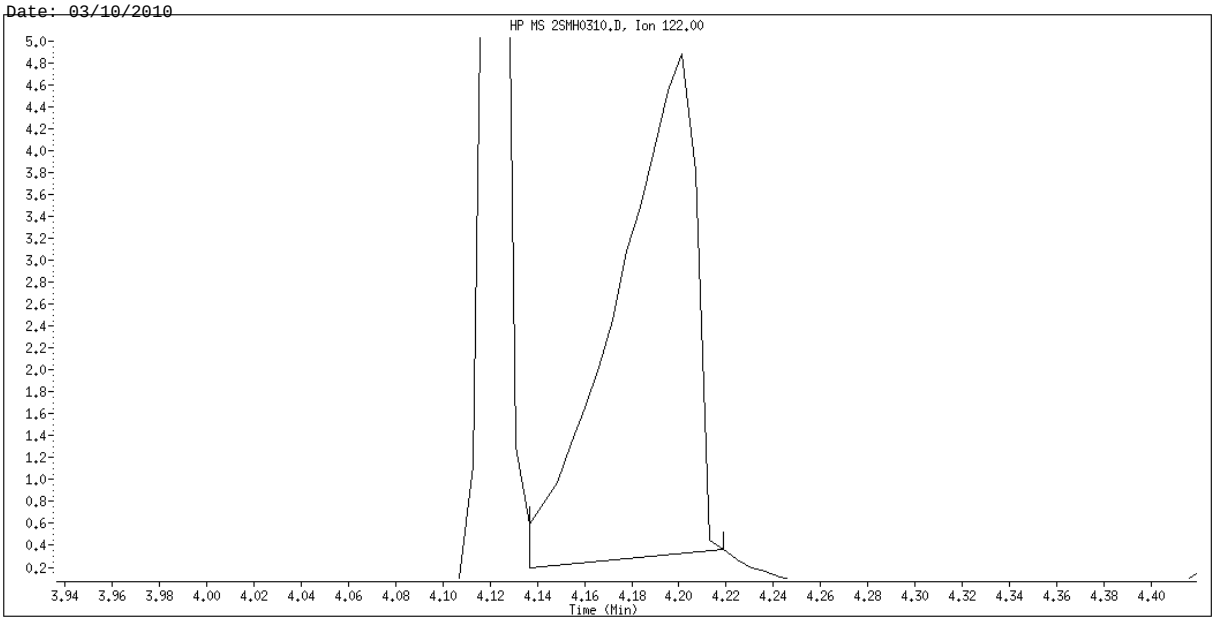

Original Integration

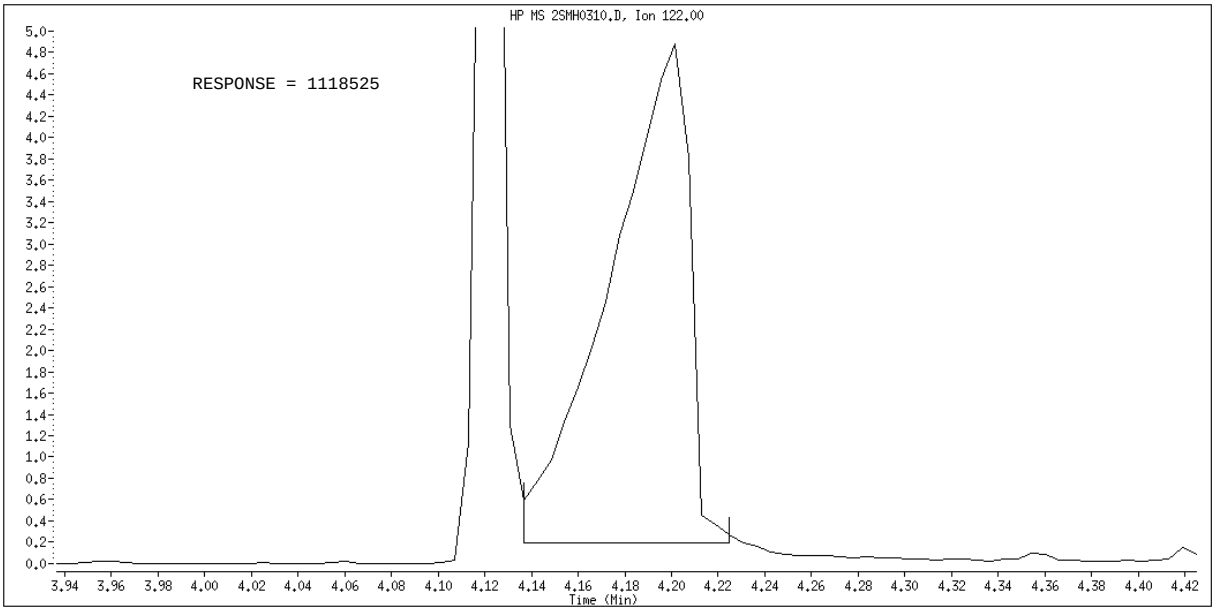

Manual Integration

Manually Integrated By: hulat
Manual Integration Reason: Poor Chromatography

TestAmerica North Canton

Semivolatile REPORT SW-846 Method 8270

Data file : \\cansvr11\dd\chem\MSS\a4ag2.i\00310A.b\2SML0310.D
Lab Smp Id: L3
Inj Date : 10-MAR-2010 09:48
Operator : 046900 Inst ID: a4ag2.i
Smp Info : L3,00310A.b,8270C-625,3-827042.SUB,1,,3
Misc Info :
Comment   :
Method   : \\cansvr11\dd\chem\MSS\a4ag2.i\00310A.b\8270C-625.m
Meth Date : 10-Mar-2010 11:16 a4ag2.i Quant Type: ISTD
Cal Date : 10-MAR-2010 10:05 Cal File: 2SL0310.D
Als bottle: 8 Calibration Sample, Level: 3
Dil Factor: 1.00000
Integrator: HP RTE Compound Sublist: 3-827042.SUB
Target Version: 4.14
Processing Host: CANPMSSV04

	Compounds	QUANT SIG MASS	RT	EXP RT	REL RT	RESPONSE	AMOUNTS CAL-AMT (NG)	ON-COL (NG)
* 1	1,4-Dichlorobenzene-d4	152	3.507	3.507	(1.000)	271449	2.00000	
* 2	Naphthalene-d8	136	4.401	4.401	(1.000)	1121288	2.00000	
* 3	Acenaphthene-d10	164	5.671	5.671	(1.000)	605481	2.00000	
* 4	Phenanthrene-d10	188	6.765	6.765	(1.000)	968896	2.00000	
* 5	Chrysene-d12	240	8.724	8.724	(1.000)	1137577	2.00000	
* 6	Perylene-d12	264	10.106	10.106	(1.000)	1044396	2.00000	
198	1,4-Dioxane	88	1.707	1.707	(0.487)	39748	0.50000	0.51136
9	Pyridine	79	1.901	1.901	(0.542)	87235	0.50000	0.47566
10	N-Nitrosodimethylamine	74	1.866	1.866	(0.532)	51919	0.50000	0.47930
12	3-Chloropropionitrile	54	2.266	2.266	(0.646)	50851	0.50000	0.50730
209	Benzaldehyde	77	3.213	3.213	(0.916)	66019	0.50000	0.52827
21	Aniline	93	3.277	3.277	(0.935)	124118	0.50000	0.46328
22	Phenol	94	3.225	3.225	(0.920)	104633	0.50000	0.48922
23	bis(2-Chloroethyl)ether	93	3.301	3.301	(0.941)	84932	0.50000	0.46495
24	2-Chlorophenol	128	3.366	3.366	(0.960)	82477	0.50000	0.47494
26	1,3-Dichlorobenzene	146	3.477	3.477	(0.992)	82610	0.50000	0.47394
27	1,4-Dichlorobenzene	146	3.519	3.519	(1.003)	84211	0.50000	0.48025
28	1,2-Dichlorobenzene	146	3.630	3.630	(1.035)	78736	0.50000	0.46552
29	Benzyl Alcohol	108	3.577	3.577	(1.020)	51046	0.50000	0.45580
30	2-Methylphenol	108	3.636	3.636	(1.037)	71917	0.50000	0.45833
31	bis(2-Chloroisopropyl)ether	45	3.666	3.666	(1.045)	116326	0.50000	0.50560
37	Acetophenone	105	3.772	3.772	(1.075)	110353	0.50000	0.46863
32	N-Nitroso-di-n-propylamine	70	3.754	3.754	(1.070)	65704	0.50000	0.47218
192	4-Methylphenol	108	3.736	3.736	(1.065)	74833	0.50000	0.45684
34	Hexachloroethane	117	3.872	3.872	(1.104)	34865	0.50000	0.46557
35	Nitrobenzene	77	3.895	3.895	(0.885)	98596	0.50000	0.49226
41	Isophorone	82	4.054	4.054	(0.921)	171665	0.50000	0.47388
42	2-Nitrophenol	139	4.119	4.119	(0.936)	40038	0.50000	0.44599
43	2,4-Dimethylphenol	107	4.119	4.119	(0.936)	80205	0.50000	0.44443(Q)
44	bis(2-Chloroethoxy)methane	93	4.183	4.183	(0.951)	95969	0.50000	0.48358
46	2,4-Toluenediamene	121	5.219	5.219	(1.186)	39562	0.50000	0.47561(Q)

47	1,3,5-Trichlorobenzene	180	4.130	4.130 (0.939)	70918	0.50000	0.47940
48	2,4-Dichlorophenol	162	4.283	4.283 (0.973)	58656	0.50000	0.46484

	Compounds	QUANT SIG MASS	RT	EXP RT	REL RT	RESPONSE	AMOUNTS CAL-AMT (NG)	ON-COL (NG)
49	Benzoic Acid	122	4.136	4.136	(0.940)	30975	1.00000	1.0936(QMH)
50	1,2,4-Trichlorobenzene	180	4.354	4.354	(0.989)	69509	0.50000	0.48108
51	Naphthalene	128	4.419	4.419	(1.004)	240522	0.50000	0.46779
52	4-Chloroaniline	127	4.436	4.436	(1.008)	91494	0.50000	0.43287
56	Hexachlorobutadiene	225	4.495	4.495	(1.021)	40150	0.50000	0.47717
210	Caprolactam	113	4.654	4.654	(1.057)	20451	0.50000	0.38267
57	1,2,3-Trichlorobenzene	180	4.519	4.519	(1.027)	65226	0.50000	0.47957
59	4-Chloro-3-Methylphenol	107	4.760	4.760	(1.082)	64559	0.50000	0.42941
62	2-Methylnaphthalene	142	4.907	4.907	(1.115)	129452	0.50000	0.46617
63	1-Methylnaphthalene	142	4.983	4.983	(1.132)	152508	0.50000	0.47874
64	Hexachlorocyclopentadiene	237	5.024	5.024	(0.886)	39272	0.50000	0.52087
66	2,4,6-Trichlorophenol	196	5.101	5.101	(0.899)	41966	0.50000	0.45579
67	2,4,5-Trichlorophenol	196	5.130	5.130	(0.905)	43464	0.50000	0.44901
211	1,1'-Biphenyl	154	5.236	5.236	(0.923)	193273	0.50000	0.45666
68	1,2,3,5-Tetrachlorobenzene	216	5.024	5.024	(0.886)	68920	0.50000	0.46240
70	2-Chloronaphthalene	162	5.266	5.266	(0.928)	136411	0.50000	0.45624
73	2-Nitroaniline	65	5.319	5.319	(0.938)	48950	0.50000	0.45614
74	1,2,3,4-Tetrachlorobenzene	216	5.242	5.242	(0.924)	61576	0.50000	0.45561
76	Dimethylphthalate	163	5.430	5.430	(0.957)	156188	0.50000	0.44465
78	2,6-Dinitrotoluene	165	5.483	5.483	(0.967)	34207	0.50000	0.44631
79	Acenaphthylene	152	5.571	5.571	(0.982)	231052	0.50000	0.46665
80	1,2-Dinitrobenzene	168	5.530	5.530	(0.975)	17472	0.50000	0.45386
81	3-Nitroaniline	138	5.613	5.613	(0.990)	35086	0.50000	0.48604
82	Acenaphthene	153	5.695	5.695	(1.004)	150474	0.50000	0.46672
83	2,4-Dinitrophenol	184	Compound Not Detected.					
85	4-Nitrophenol	109	5.713	5.713	(1.007)	11295	0.50000	0.52556(Q)
86	Dibenzofuran	168	5.818	5.818	(1.026)	200644	0.50000	0.45828
87	2,4-Dinitrotoluene	165	5.783	5.783	(1.020)	44620	0.50000	0.42489
91	2,3,5,6-Tetrachlorophenol	232	5.871	5.871	(1.035)	35876	0.50000	0.42595
93	Diethylphthalate	149	5.942	5.942	(1.048)	169499	0.50000	0.45286
94	Fluorene	166	6.071	6.071	(1.071)	172193	0.50000	0.46846
95	4-Chlorophenyl-phenylether	204	6.054	6.054	(1.067)	78379	0.50000	0.46236
96	4-Nitroaniline	138	6.060	6.060	(1.068)	38820	0.50000	0.50538
98	4,6-Dinitro-2-methylphenol	198	6.089	6.089	(0.900)	13830	0.50000	0.54851
99	N-Nitrosodiphenylamine	169	6.130	6.130	(0.906)	116371	0.50000	0.46163
100	1,2-Diphenylhydrazine	77	6.166	6.166	(0.911)	208761	0.50000	0.46910
106	4-Bromophenyl-phenylether	248	6.413	6.413	(0.948)	42723	0.50000	0.44618
107	Hexachlorobenzene	284	6.483	6.483	(0.958)	44931	0.50000	0.45122
212	Atrazine	200	6.501	6.501	(0.961)	30964	0.50000	0.48426
111	Pentachlorophenol	266	Compound Not Detected.					
115	Phenanthrene	178	6.777	6.777	(1.002)	241341	0.50000	0.46782
116	Anthracene	178	6.818	6.818	(1.008)	229488	0.50000	0.44331
119	Carbazole	167	6.924	6.924	(1.023)	216728	0.50000	0.44751
120	Di-n-Butylphthalate	149	7.136	7.136	(1.055)	269076	0.50000	0.44105
123	Fluoranthene	202	7.660	7.660	(1.132)	240932	0.50000	0.45286
124	Benzidine	184	7.730	7.730	(0.886)	110356	0.50000	0.54894
125	Pyrene	202	7.836	7.836	(0.898)	259156	0.50000	0.46408
131	Butylbenzylphthalate	149	8.248	8.248	(0.945)	120042	0.50000	0.45017
133	3,3'-Dimethoxybenzidine	244	8.636	8.636	(0.990)	49767	0.50000	0.41756
135	3,3'-Dichlorobenzidine	252	8.671	8.671	(0.994)	88311	0.50000	0.42242
136	Benzo(a)Anthracene	228	8.718	8.718	(0.999)	261135	0.50000	0.45684
137	Chrysene	228	8.748	8.748	(1.003)	234276	0.50000	0.45305

138	4,4'-Methylene bis(o-chloroan	231	8.665	8.665 (0.993)	42753	0.50000	0.49514
139	bis(2-ethylhexyl)Phthalate	149	8.654	8.654 (0.992)	168025	0.50000	0.43527

Compounds	QUANT SIG MASS	RT	EXP RT	REL RT	RESPONSE	AMOUNTS CAL-AMT (NG)	AMOUNTS ON-COL (NG)
140 Di-n-octylphthalate	149	9.165	9.165	(0.907)	268208	0.50000	0.52724
141 Benzo(b)fluoranthene	252	9.671	9.671	(0.957)	246559	0.50000	0.43262
142 Benzo(k)fluoranthene	252	9.701	9.701	(0.960)	250113	0.50000	0.42492
146 Benzo(a)pyrene	252	10.036	10.036	(0.993)	220983	0.50000	0.42856
149 Indeno(1,2,3-cd)pyrene	276	11.583	11.583	(1.146)	260466	0.50000	0.42760
150 Dibenz(a,h)anthracene	278	11.595	11.595	(1.147)	222382	0.50000	0.50994
151 Benzo(g,h,i)perylene	276	12.042	12.042	(1.191)	215840	0.50000	0.44509
$ 154 Nitrobenzene-d5	82	3.883	3.883	(0.882)	104986	0.50000	0.47214
$ 155 2-Fluorobiphenyl	172	5.160	5.160	(0.910)	161693	0.50000	0.46469
$ 156 Terphenyl-d14	244	7.912	7.912	(0.907)	157442	0.50000	0.43904
$ 157 Phenol-d5	99	3.213	3.213	(0.916)	99432	0.50000	0.48322
$ 158 2-Fluorophenol	112	2.636	2.636	(0.752)	73299	0.50000	0.47806
$ 159 2,4,6-Tribromophenol	330	6.248	6.248	(1.102)	19357	0.50000	0.53568
$ 186 2-Chlorophenol-d4	132	3.354	3.354	(0.956)	75188	0.50000	0.47430
$ 187 1,2-Dichlorobenzene-d4	152	3.619	3.619	(1.032)	50720	0.50000	0.47029
101 Diphenylamine	169	6.130	6.130	(0.906)	116371	0.50000	0.46163

QC Flag Legend

Q - Qualifier signal failed the ratio test.
M - Compound response manually integrated.
H - Operator selected an alternate compound hit.

TestAmerica North Canton

INTERNAL STANDARD COMPOUNDS
AREA AND RT SUMMARY

Instrument ID: a4ag2.i
Lab File ID: 2SML0310.D
Lab Smp Id: L3
Analysis Type: SV
Quant Type: ISTD
Operator: 046900
Method File: \\cansvr11\dd\chem\MSS\a4ag2.i\00310A.b\8270C-625.m
Misc Info:

Calibration Date: 10-MAR-2010
Calibration Time: 10:40
Level:
Sample Type:

COMPOUND	STANDARD	AREA LIMIT LOWER	AREA LIMIT UPPER	SAMPLE	%DIFF
1 1,4-Dichlorobenze	159407	79704	318814	271449	70.29
2 Naphthalene-d8	659754	329877	1319508	1121288	69.96
3 Acenaphthene-d10	368909	184455	737818	605481	64.13
4 Phenanthrene-d10	591199	295600	1182398	968896	63.89
5 Chrysene-d12	742515	371258	1485030	1137577	53.21
6 Perylene-d12	645565	322783	1291130	1044396	61.78

COMPOUND	STANDARD	RT LIMIT LOWER	RT LIMIT UPPER	SAMPLE	%DIFF
1 1,4-Dichlorobenze	3.51	3.01	4.01	3.51	0.00
2 Naphthalene-d8	4.40	3.90	4.90	4.40	0.00
3 Acenaphthene-d10	5.67	5.17	6.17	5.67	0.00
4 Phenanthrene-d10	6.77	6.27	7.27	6.77	0.00
5 Chrysene-d12	8.73	8.23	9.23	8.72	-0.07
6 Perylene-d12	10.11	9.61	10.61	10.11	0.00

AREA UPPER LIMIT = +100% of internal standard area.
AREA LOWER LIMIT = - 50% of internal standard area.
RT UPPER LIMIT = + 0.50 minutes of internal standard RT.
RT LOWER LIMIT = - 0.50 minutes of internal standard RT.

Data File: \\cansvr11\dd\chem\MSS\a4ag2.i\00310A.b\2SML0310.D

Page 1

Date : 10-MAR-2010 09:48

Client ID:

Instrument: a4ag2.i

Sample Info: L3,00310A.b,8270C-625,3-827042,SUB,1,,3

Operator: 046900

Column phase: db5.625

Column diameter: 0.32

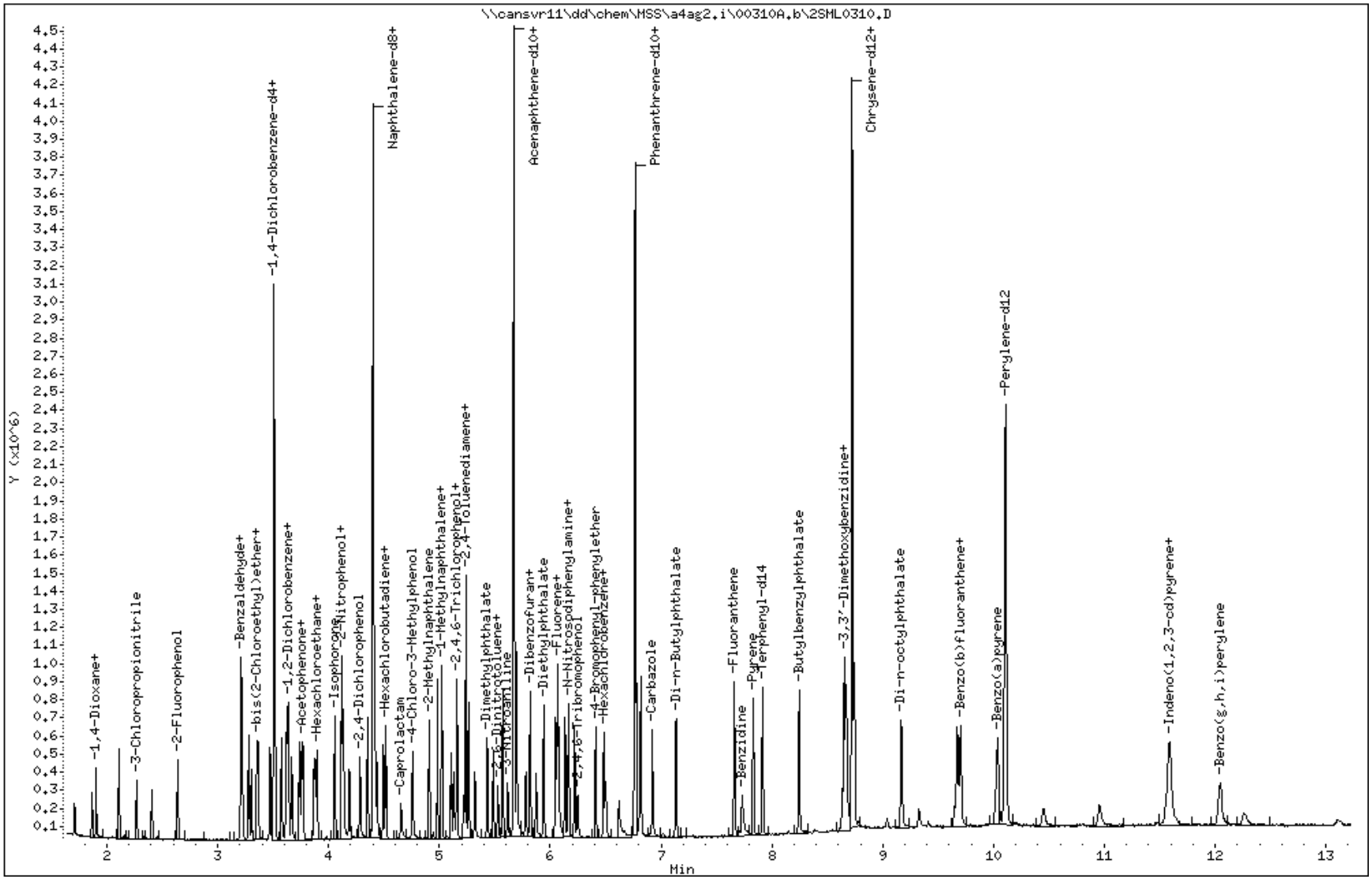

Data File Name: 2SML0310.D
Inj. Date and Time: 10-MAR-2010 09:48
Instrument ID: a4ag2.i
Client ID:
Compound Name: Benzoic Acid
CAS #: 65-85-0
Report Date: 03/10/2010

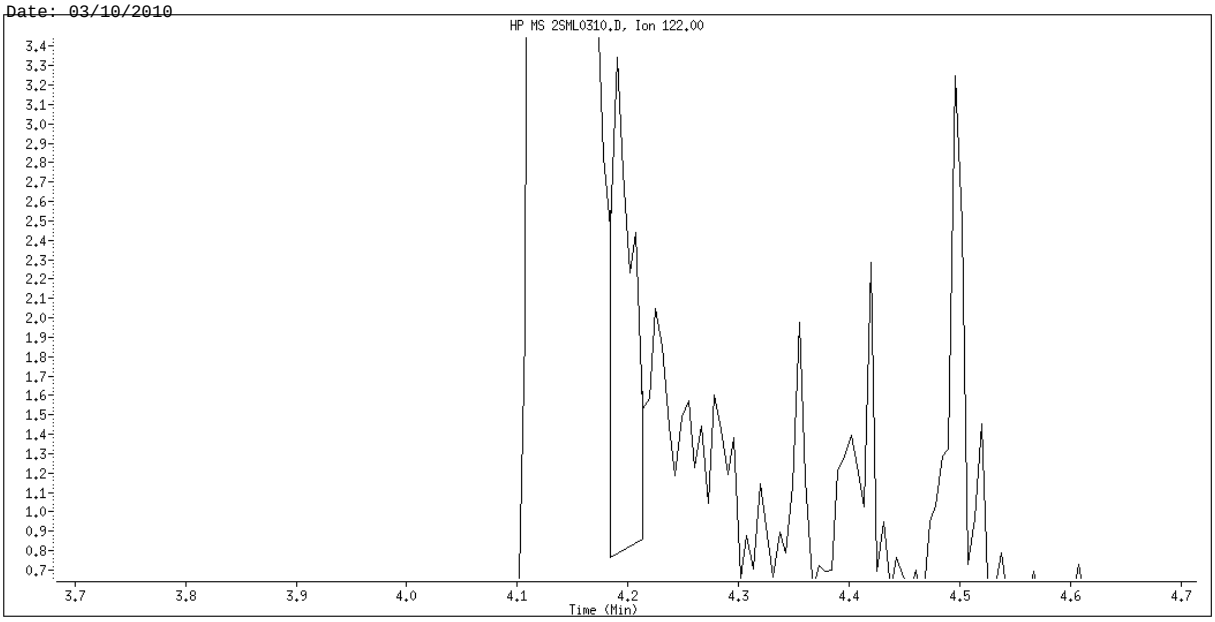

Original Integration

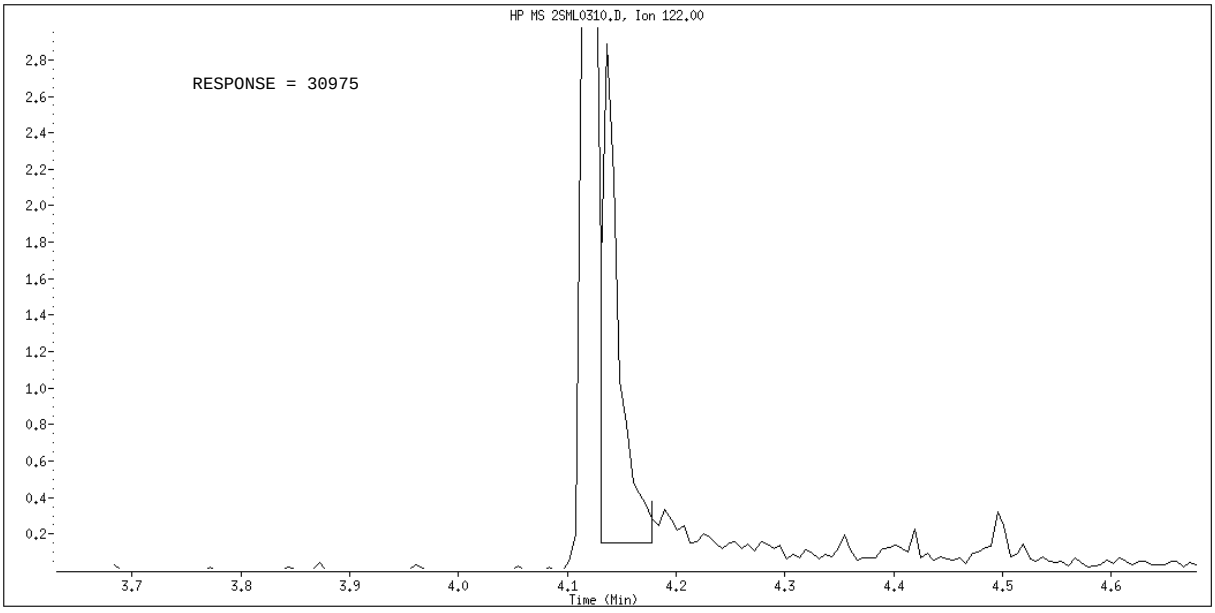

Manual Integration

Manually Integrated By: hulat
Manual Integration Reason: Poor Chromatography

TestAmerica North Canton

Semivolatile REPORT SW-846 Method 8270

Data file : \\cansvr11\dd\chem\MSS\a4ag2.i\00310A.b\2SMM0310.D
Lab Smp Id: L5
Inj Date : 10-MAR-2010 09:13
Operator : 046900 Inst ID: a4ag2.i
Smp Info : L5,00310A.b,8270C-625,3-827042.SUB,1,,5
Misc Info :
Comment   :
Method   : \\cansvr11\dd\chem\MSS\a4ag2.i\00310A.b\8270C-625.m
Meth Date : 10-Mar-2010 11:17 a4ag2.i Quant Type: ISTD
Cal Date : 10-MAR-2010 09:31 Cal File: 2SM0310.D
Als bottle: 6 Calibration Sample, Level: 5
Dil Factor: 1.00000
Integrator: HP RTE Compound Sublist: 3-827042.SUB
Target Version: 4.14
Processing Host: CANPMSSV04

		QUANT SIG					AMOUNTS CAL-AMT	ON-COL
	Compounds	MASS	RT	EXP RT	REL RT	RESPONSE	(NG)	(NG)
*	1 1,4-Dichlorobenzene-d4	152	3.507	3.507	(1.000)	288022	2.00000	
*	2 Naphthalene-d8	136	4.401	4.401	(1.000)	1209410	2.00000	
*	3 Acenaphthene-d10	164	5.671	5.671	(1.000)	655440	2.00000	
*	4 Phenanthrene-d10	188	6.765	6.765	(1.000)	1069785	2.00000	
*	5 Chrysene-d12	240	8.730	8.730	(1.000)	1274086	2.00000	
*	6 Perylene-d12	264	10.106	10.106	(1.000)	1157662	2.00000	
	198 1,4-Dioxane	88	1.707	1.707	(0.487)	204920	2.50000	2.4846
	9 Pyridine	79	1.901	1.901	(0.542)	480441	2.50000	2.4689
	10 N-Nitrosodimethylamine	74	1.866	1.866	(0.532)	293565	2.50000	2.5541
	12 3-Chloropropionitrile	54	2.266	2.266	(0.646)	269929	2.50000	2.5379
	209 Benzaldehyde	77	3.213	3.213	(0.916)	346515	2.50000	2.6132
	21 Aniline	93	3.277	3.277	(0.935)	713005	2.50000	2.5082
	22 Phenol	94	3.225	3.225	(0.920)	590286	2.50000	2.6011
	23 bis(2-Chloroethyl)ether	93	3.301	3.301	(0.941)	489548	2.50000	2.5257
	24 2-Chlorophenol	128	3.366	3.366	(0.960)	470816	2.50000	2.5552
	26 1,3-Dichlorobenzene	146	3.477	3.477	(0.992)	465500	2.50000	2.5170
	27 1,4-Dichlorobenzene	146	3.519	3.519	(1.003)	464521	2.50000	2.4967
	28 1,2-Dichlorobenzene	146	3.630	3.630	(1.035)	455765	2.50000	2.5396
	29 Benzyl Alcohol	108	3.577	3.577	(1.020)	299316	2.50000	2.5189
	30 2-Methylphenol	108	3.642	3.642	(1.039)	422612	2.50000	2.5383
	31 bis(2-Chloroisopropyl)ether	45	3.666	3.666	(1.045)	617403	2.50000	2.5291
	37 Acetophenone	105	3.772	3.772	(1.075)	635948	2.50000	2.5452
	32 N-Nitroso-di-n-propylamine	70	3.760	3.760	(1.072)	378697	2.50000	2.5649
	192 4-Methylphenol	108	3.742	3.742	(1.067)	451132	2.50000	2.5956
	34 Hexachloroethane	117	3.872	3.872	(1.104)	203179	2.50000	2.5570
	35 Nitrobenzene	77	3.895	3.895	(0.885)	537035	2.50000	2.4859
	41 Isophorone	82	4.054	4.054	(0.921)	984703	2.50000	2.5202
	42 2-Nitrophenol	139	4.119	4.119	(0.936)	247798	2.50000	2.5592
	43 2,4-Dimethylphenol	107	4.119	4.119	(0.936)	505729	2.50000	2.5981
	44 bis(2-Chloroethoxy)methane	93	4.189	4.189	(0.952)	544083	2.50000	2.5418
	46 2,4-Toluenediamene	121	5.219	5.219	(1.186)	245395	2.50000	2.7351

47	1,3,5-Trichlorobenzene	180	4.136	4.136 (0.940)	394056	2.50000	2.4697
48	2,4-Dichlorophenol	162	4.283	4.283 (0.973)	342371	2.50000	2.5156

	Compounds	QUANT SIG MASS	RT	EXP RT	REL RT	RESPONSE	AMOUNTS CAL-AMT (NG)	AMOUNTS ON-COL (NG)
49	Benzoic Acid	122	4.177	4.177	(0.949)	500208	5.00000	4.9582(M)
50	1,2,4-Trichlorobenzene	180	4.354	4.354	(0.989)	377765	2.50000	2.4240
51	Naphthalene	128	4.419	4.419	(1.004)	1390151	2.50000	2.5067
52	4-Chloroaniline	127	4.436	4.436	(1.008)	585765	2.50000	2.5694
56	Hexachlorobutadiene	225	4.501	4.501	(1.023)	222104	2.50000	2.4473
210	Caprolactam	113	4.672	4.672	(1.061)	147616	2.50000	2.5608
57	1,2,3-Trichlorobenzene	180	4.519	4.519	(1.027)	357065	2.50000	2.4340
59	4-Chloro-3-Methylphenol	107	4.760	4.760	(1.082)	394706	2.50000	2.4341
62	2-Methylnaphthalene	142	4.907	4.907	(1.115)	756646	2.50000	2.5262
63	1-Methylnaphthalene	142	4.983	4.983	(1.132)	850799	2.50000	2.4762
64	Hexachlorocyclopentadiene	237	5.024	5.024	(0.886)	270412	2.50000	2.5486
66	2,4,6-Trichlorophenol	196	5.101	5.101	(0.899)	243808	2.50000	2.4462
67	2,4,5-Trichlorophenol	196	5.130	5.130	(0.905)	262765	2.50000	2.5076
211	1,1'-Biphenyl	154	5.242	5.242	(0.924)	1125529	2.50000	2.4566
68	1,2,3,5-Tetrachlorobenzene	216	5.024	5.024	(0.886)	378195	2.50000	2.3440
70	2-Chloronaphthalene	162	5.266	5.266	(0.928)	802266	2.50000	2.4787
73	2-Nitroaniline	65	5.324	5.324	(0.939)	295059	2.50000	2.5399
74	1,2,3,4-Tetrachlorobenzene	216	5.242	5.242	(0.924)	347218	2.50000	2.3733
76	Dimethylphthalate	163	5.436	5.436	(0.959)	925242	2.50000	2.4333
78	2,6-Dinitrotoluene	165	5.489	5.489	(0.968)	211000	2.50000	2.5431
79	Acenaphthylene	152	5.571	5.571	(0.982)	1335241	2.50000	2.4912
80	1,2-Dinitrobenzene	168	5.536	5.536	(0.976)	105361	2.50000	2.5283
81	3-Nitroaniline	138	5.619	5.619	(0.991)	233889	2.50000	2.5245
82	Acenaphthene	153	5.695	5.695	(1.004)	861243	2.50000	2.4677
83	2,4-Dinitrophenol	184	5.689	5.689	(1.003)	268330	5.00000	4.8517(Q)
85	4-Nitrophenol	109	5.713	5.713	(1.007)	158533	2.50000	2.5335
86	Dibenzofuran	168	5.818	5.818	(1.026)	1156040	2.50000	2.4392
87	2,4-Dinitrotoluene	165	5.783	5.783	(1.020)	285430	2.50000	2.5108
91	2,3,5,6-Tetrachlorophenol	232	5.871	5.871	(1.035)	213077	2.50000	2.3370
93	Diethylphthalate	149	5.942	5.942	(1.048)	986609	2.50000	2.4350
94	Fluorene	166	6.071	6.071	(1.071)	982216	2.50000	2.4685
95	4-Chlorophenyl-phenylether	204	6.054	6.054	(1.067)	447831	2.50000	2.4404
96	4-Nitroaniline	138	6.066	6.066	(1.069)	261944	2.50000	2.4689
98	4,6-Dinitro-2-methylphenol	198	6.083	6.083	(0.899)	146894	2.50000	2.4811
99	N-Nitrosodiphenylamine	169	6.136	6.136	(0.907)	685981	2.50000	2.4646
100	1,2-Diphenylhydrazine	77	6.171	6.171	(0.912)	1226846	2.50000	2.4968
106	4-Bromophenyl-phenylether	248	6.413	6.413	(0.948)	253709	2.50000	2.3997
107	Hexachlorobenzene	284	6.483	6.483	(0.958)	257932	2.50000	2.3460
212	Atrazine	200	6.501	6.501	(0.961)	173699	2.50000	2.4604
111	Pentachlorophenol	266	6.618	6.618	(0.978)	324295	5.00000	5.1020
115	Phenanthrene	178	6.783	6.783	(1.003)	1382777	2.50000	2.4276
116	Anthracene	178	6.818	6.818	(1.008)	1398299	2.50000	2.4464
119	Carbazole	167	6.924	6.924	(1.023)	1279327	2.50000	2.3925
120	Di-n-Butylphthalate	149	7.136	7.136	(1.055)	1718725	2.50000	2.5515
123	Fluoranthene	202	7.660	7.660	(1.132)	1434543	2.50000	2.4421
124	Benzidine	184	7.730	7.730	(0.885)	777762	2.50000	2.4379
125	Pyrene	202	7.836	7.836	(0.898)	1558185	2.50000	2.4913
131	Butylbenzylphthalate	149	8.248	8.248	(0.945)	768332	2.50000	2.5726
133	3,3'-Dimethoxybenzidine	244	8.636	8.636	(0.989)	317843	2.50000	2.3811
135	3,3'-Dichlorobenzidine	252	8.677	8.677	(0.994)	572086	2.50000	2.4433
136	Benzo(a)Anthracene	228	8.718	8.718	(0.999)	1537999	2.50000	2.4023
137	Chrysene	228	8.748	8.748	(1.002)	1381396	2.50000	2.3852

138	4,4'-Methylene bis(o-chloroan	231	8.665	8.665 (0.993)	291758	2.50000	2.5569
139	bis(2-ethylhexyl)Phthalate	149	8.654	8.654 (0.991)	1101641	2.50000	2.5480

Compounds	QUANT SIG MASS	RT	EXP RT	REL RT	RESPONSE	AMOUNTS CAL-AMT (NG)	AMOUNTS ON-COL (NG)
140 Di-n-octylphthalate	149	9.171	9.171	(0.907)	1789275	2.50000	2.4074
141 Benzo(b)fluoranthene	252	9.677	9.677	(0.958)	1569895	2.50000	2.4851
142 Benzo(k)fluoranthene	252	9.706	9.706	(0.960)	1483884	2.50000	2.2743
146 Benzo(a)pyrene	252	10.042	10.042	(0.994)	1377556	2.50000	2.4101
149 Indeno(1,2,3-cd)pyrene	276	11.600	11.600	(1.148)	1642625	2.50000	2.4328
150 Dibenz(a,h)anthracene	278	11.606	11.606	(1.148)	1392829	2.50000	2.4109
151 Benzo(g,h,i)perylene	276	12.053	12.053	(1.193)	1284994	2.50000	2.3906
$ 154 Nitrobenzene-d5	82	3.883	3.883	(0.882)	614666	2.50000	2.5629
$ 155 2-Fluorobiphenyl	172	5.160	5.160	(0.910)	911518	2.50000	2.4199
$ 156 Terphenyl-d14	244	7.912	7.912	(0.906)	991709	2.50000	2.4692
$ 157 Phenol-d5	99	3.213	3.213	(0.916)	557837	2.50000	2.5550
$ 158 2-Fluorophenol	112	2.636	2.636	(0.752)	408135	2.50000	2.5087
$ 159 2,4,6-Tribromophenol	330	6.248	6.248	(1.102)	115004	2.50000	2.4748
$ 186 2-Chlorophenol-d4	132	3.354	3.354	(0.956)	421020	2.50000	2.5030
$ 187 1,2-Dichlorobenzene-d4	152	3.619	3.619	(1.032)	290362	2.50000	2.5374
101 Diphenylamine	169	6.136	6.136	(0.907)	685981	2.50000	2.4646

QC Flag Legend

Q - Qualifier signal failed the ratio test.
M - Compound response manually integrated.

TestAmerica North Canton

INTERNAL STANDARD COMPOUNDS
AREA AND RT SUMMARY

Instrument ID: a4ag2.i
Lab File ID: 2SMM0310.D
Lab Smp Id: L5
Analysis Type: SV
Quant Type: ISTD
Operator: 046900
Method File: \\cansvr11\dd\chem\MSS\a4ag2.i\00310A.b\8270C-625.m
Misc Info:

Calibration Date: 10-MAR-2010
Calibration Time: 10:40
Level:
Sample Type:

		AREA LIMIT			
COMPOUND	STANDARD	LOWER	UPPER	SAMPLE	%DIFF
1 1,4-Dichlorobenze	159407	79704	318814	288022	80.68
2 Naphthalene-d8	659754	329877	1319508	1209410	83.31
3 Acenaphthene-d10	368909	184455	737818	655440	77.67
4 Phenanthrene-d10	591199	295600	1182398	1069785	80.95
5 Chrysene-d12	742515	371258	1485030	1274086	71.59
6 Perylene-d12	645565	322783	1291130	1157662	79.33

		RT LIMIT			
COMPOUND	STANDARD	LOWER	UPPER	SAMPLE	%DIFF
1 1,4-Dichlorobenze	3.51	3.01	4.01	3.51	0.00
2 Naphthalene-d8	4.40	3.90	4.90	4.40	0.00
3 Acenaphthene-d10	5.67	5.17	6.17	5.67	0.00
4 Phenanthrene-d10	6.77	6.27	7.27	6.77	0.00
5 Chrysene-d12	8.73	8.23	9.23	8.73	0.00
6 Perylene-d12	10.11	9.61	10.61	10.11	0.00

AREA UPPER LIMIT = +100% of internal standard area.
AREA LOWER LIMIT = - 50% of internal standard area.
RT UPPER LIMIT = + 0.50 minutes of internal standard RT.
RT LOWER LIMIT = - 0.50 minutes of internal standard RT.

Data File: \\cansvr11\dd\chem\MSS\a4ag2.i\00310A.b\2SMM0310.D

Date : 10-MAR-2010 09:13

Client ID:

Instrument: a4ag2.i

Sample Info: L5,00310A.b,8270C-625,3-827042,SUB,1,,5

Operator: 046900

Column phase: db5.625

Column diameter: 0.32

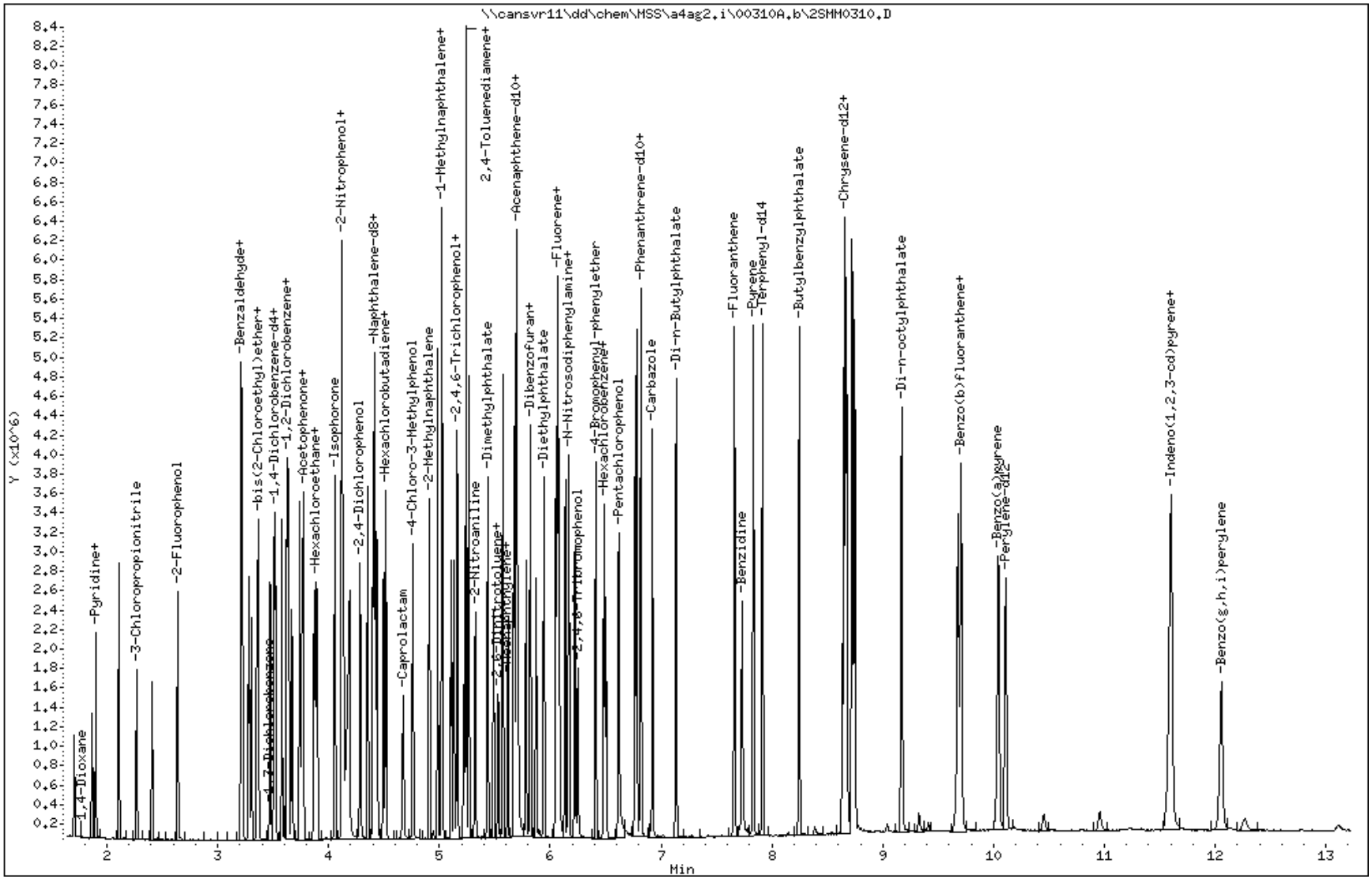

North Canton

Data File Name: 2SMM0310.D
Inj. Date and Time: 10-MAR-2010 09:13
Instrument ID: a4ag2.i
Client ID:
Compound Name: Benzoic Acid
CAS #: 65-85-0
Report Date: 03/10/2010

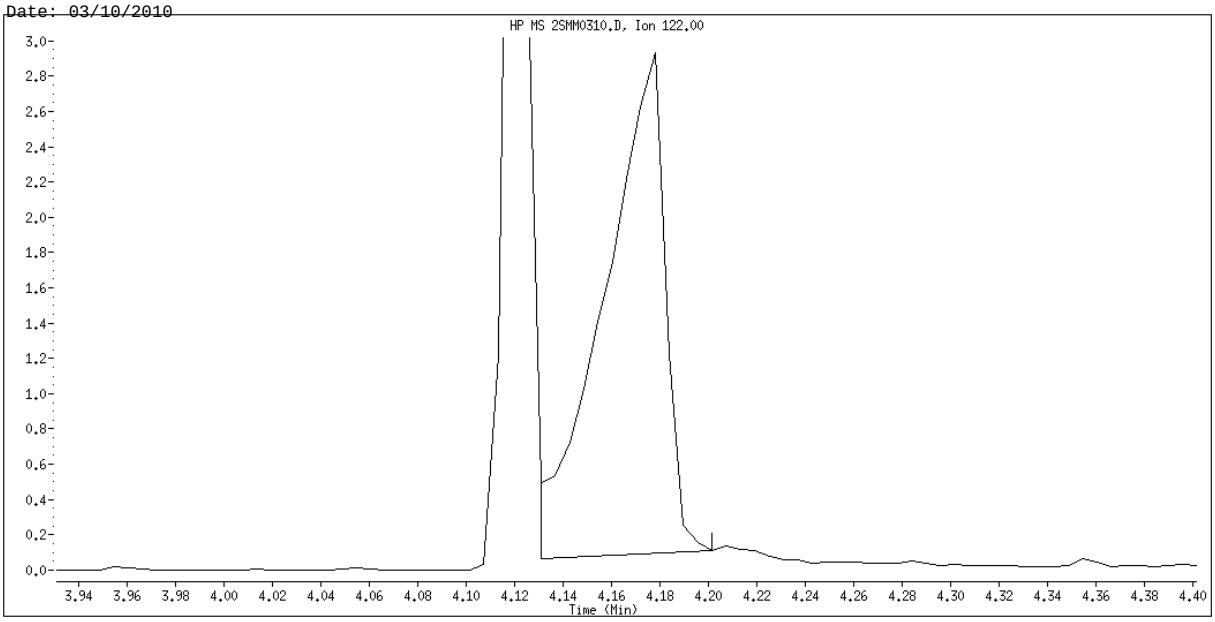

Original Integration

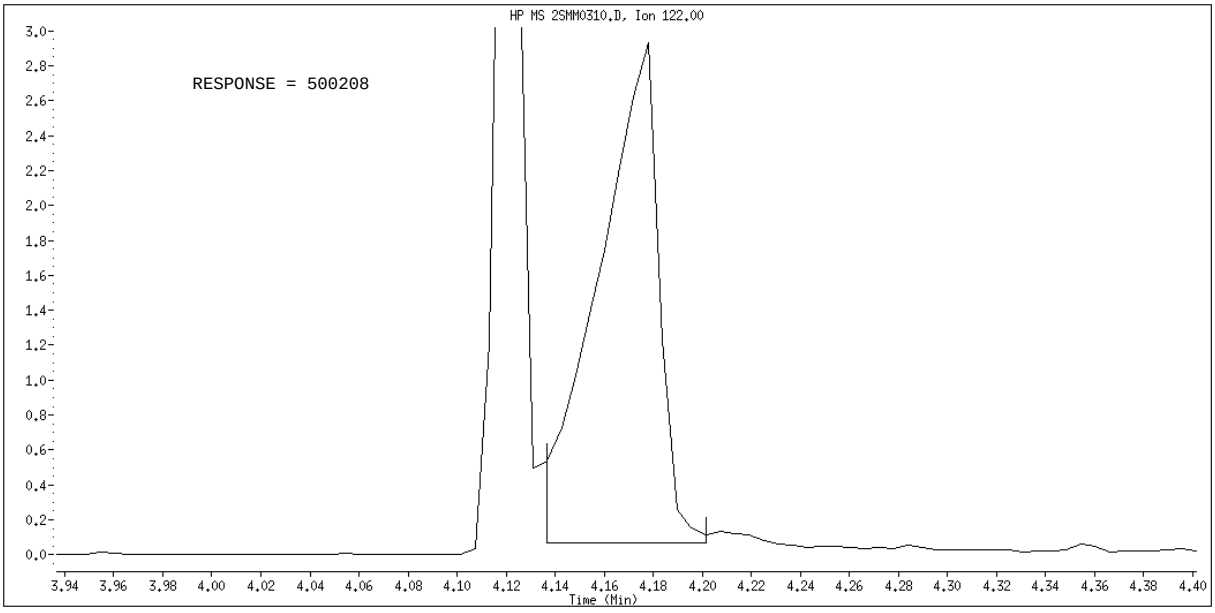

Manual Integration

Manually Integrated By: hulat
Manual Integration Reason: Poor Chromatography

TestAmerica North Canton

CONTINUING CALIBRATION COMPOUNDS

Instrument ID: a4ag2.i Injection Date: 10-MAR-2010 10:40
Lab File ID: ICVTCL.D Init. Cal. Date(s): 05-MAR-2010 10-MAR-2010
Analysis Type: Init. Cal. Times: 12:00 10:23
Lab Sample ID: ICVTCL Quant Type: ISTD
Method: \\cansvr11\dd\chem\MSS\a4ag2.i\00310A.b\8270C-625.m

COMPOUND	RRF / AMOUNT	RF5	CCAL RRF5	MIN RRF	%D / %DRIFT	MAX %D / %DRIFT	CURVE TYPE
198 1,4-Dioxane	0.57270	0.61333	0.61333	0.010	-7.09325	50.00000	Averaged
9 Pyridine	1.35126	1.44371	1.44371	0.010	-6.84134	50.00000	Averaged
10 N-Nitrosodimethylamine	0.79811	0.79032	0.79032	0.010	0.97595	50.00000	Averaged
12 3-Chloropropionitrile	0.73854	0.76410	0.76410	0.010	-3.46122	50.00000	Averaged
209 Benzaldehyde	0.92078	0.95072	0.95072	0.010	-3.25224	50.00000	Averaged
21 Aniline	1.97393	1.97661	1.97661	0.010	-0.13545	50.00000	Averaged
22 Phenol	1.57581	1.63015	1.63015	0.010	-3.44850	20.00000	Averaged
23 bis(2-Chloroethyl)ether	1.34589	1.38694	1.38694	0.010	-3.04982	50.00000	Averaged
24 2-Chlorophenol	1.27948	1.30683	1.30683	0.010	-2.13825	50.00000	Averaged
26 1,3-Dichlorobenzene	1.28425	1.32030	1.32030	0.010	-2.80742	50.00000	Averaged
27 1,4-Dichlorobenzene	1.29193	1.29790	1.29790	0.010	-0.46207	20.00000	Averaged
28 1,2-Dichlorobenzene	1.24618	1.29552	1.29552	0.010	-3.95943	50.00000	Averaged
29 Benzyl Alcohol	0.82514	0.83812	0.83812	0.010	-1.57332	50.00000	Averaged
30 2-Methylphenol	1.15610	1.17463	1.17463	0.010	-1.60274	50.00000	Averaged
31 bis(2-Chloroisopropyl)ether	1.69517	1.82509	1.82509	0.010	-7.66382	50.00000	Averaged
37 Acetophenone	1.73499	1.78939	1.78939	0.010	-3.13536	50.00000	Averaged
32 N-Nitroso-di-n-propylamine	1.02524	1.08281	1.08281	0.050	-5.61576	50.00000	Averaged
192 4-Methylphenol	1.20689	1.24685	1.24685	0.010	-3.31132	50.00000	Averaged
34 Hexachloroethane	0.55175	0.57754	0.57754	0.010	-4.67298	50.00000	Averaged
35 Nitrobenzene	0.35726	0.36092	0.36092	0.010	-1.02473	50.00000	Averaged
41 Isophorone	0.64613	0.67490	0.67490	0.010	-4.45253	50.00000	Averaged
42 2-Nitrophenol	0.16012	0.17090	0.17090	0.010	-6.72845	20.00000	Averaged
43 2,4-Dimethylphenol	0.32190	0.34412	0.34412	0.010	-6.90518	50.00000	Averaged
44 bis(2-Chloroethoxy)methane	0.35397	0.37758	0.37758	0.010	-6.66868	50.00000	Averaged
46 2,4-Toluenediamene	0.14837	0.16192	0.16192	0.010	-9.13686	50.00000	Averaged
47 1,3,5-Trichlorobenzene	0.26386	0.27370	0.27370	0.010	-3.73254	50.00000	Averaged
48 2,4-Dichlorophenol	0.22507	0.23460	0.23460	0.010	-4.23499	20.00000	Averaged
49 Benzoic Acid	10.00000	8.61705	0.16117	0.010	13.82950	0.000e+000	Quadratic
50 1,2,4-Trichlorobenzene	0.25771	0.26596	0.26596	0.010	-3.19985	50.00000	Averaged
51 Naphthalene	0.91710	0.93392	0.93392	0.010	-1.83425	50.00000	Averaged
52 4-Chloroaniline	0.37701	0.38670	0.38670	0.010	-2.57232	50.00000	Averaged
56 Hexachlorobutadiene	0.15008	0.14869	0.14869	0.010	0.92645	20.00000	Averaged
210 Caprolactam	0.09532	0.09156	0.09156	0.010	3.95368	50.00000	Averaged
57 1,2,3-Trichlorobenzene	0.24260	0.24624	0.24624	0.010	-1.50292	50.00000	Averaged
59 4-Chloro-3-Methylphenol	0.26816	0.27869	0.27869	0.010	-3.92466	20.00000	Averaged
62 2-Methylnaphthalene	0.49531	0.51497	0.51497	0.010	-3.96880	50.00000	Averaged
63 1-Methylnaphthalene	0.56821	0.58922	0.58922	0.010	-3.69862	50.00000	Averaged
64 Hexachlorocyclopentadiene	5.00000	4.64084	0.32007	0.050	7.18320	0.000e+000	Quadratic
66 2,4,6-Trichlorophenol	0.30413	0.30054	0.30054	0.010	1.18125	20.00000	Averaged
67 2,4,5-Trichlorophenol	0.31974	0.31634	0.31634	0.010	1.06417	50.00000	Averaged
211 1,1'-Biphenyl	1.39801	1.42978	1.42978	0.010	-2.27299	50.00000	Averaged
68 1,2,3,5-Tetrachlorobenzene	0.49233	0.48319	0.48319	0.010	1.85711	50.00000	Averaged

TestAmerica North Canton

CONTINUING CALIBRATION COMPOUNDS

Instrument ID: a4ag2.i Injection Date: 10-MAR-2010 10:40
Lab File ID: ICVTCL.D Init. Cal. Date(s): 05-MAR-2010 10-MAR-2010
Analysis Type: Init. Cal. Times: 12:00 10:23
Lab Sample ID: ICVTCL Quant Type: ISTD
Method: \\cansvr11\dd\chem\MSS\a4ag2.i\00310A.b\8270C-625.m

COMPOUND	RRF / AMOUNT	RF5	CCAL RRF5	MIN RRF	%D / %DRIFT	MAX %D / %DRIFT	CURVE TYPE
70 2-Chloronaphthalene	0.98761	0.99510	0.99510	0.010	-0.75885	50.00000	Averaged
73 2-Nitroaniline	0.35448	0.35183	0.35183	0.010	0.74511	50.00000	Averaged
74 1,2,3,4-Tetrachlorobenzene	0.44642	0.45856	0.45856	0.010	-2.71890	50.00000	Averaged
76 Dimethylphthalate	1.16026	1.14960	1.14960	0.010	0.91841	50.00000	Averaged
78 2,6-Dinitrotoluene	0.25317	0.25548	0.25548	0.010	-0.91084	50.00000	Averaged
79 Acenaphthylene	1.63548	1.64757	1.64757	0.010	-0.73877	50.00000	Averaged
80 1,2-Dinitrobenzene	0.12716	0.12152	0.12152	0.010	4.43333	50.00000	Averaged
81 3-Nitroaniline	5.00000	4.87062	0.28880	0.010	2.58761	0.000e+000	Quadratic
82 Acenaphthene	1.06496	1.09326	1.09326	0.010	-2.65774	20.00000	Averaged
83 2,4-Dinitrophenol	10.00000	8.65014	0.16585	0.050	13.49857	0.000e+000	Quadratic
85 4-Nitrophenol	5.00000	3.91508	0.16192	0.050	21.69846	0.000e+000	Quadratic
86 Dibenzofuran	1.44618	1.42497	1.42497	0.010	1.46660	50.00000	Averaged
87 2,4-Dinitrotoluene	0.34688	0.35928	0.35928	0.010	-3.57383	50.00000	Averaged
91 2,3,5,6-Tetrachlorophenol	0.27821	0.25950	0.25950	0.010	6.72647	50.00000	Averaged
93 Diethylphthalate	1.23633	1.24387	1.24387	0.010	-0.61035	50.00000	Averaged
94 Fluorene	1.21416	1.25793	1.25793	0.010	-3.60496	50.00000	Averaged
95 4-Chlorophenyl-phenylether	0.55995	0.56649	0.56649	0.010	-1.16855	50.00000	Averaged
96 4-Nitroaniline	5.00000	4.98636	0.34165	0.010	0.27273	0.000e+000	Quadratic
98 4,6-Dinitro-2-methylphenol	5.00000	4.66126	0.11439	0.010	6.77473	0.000e+000	Quadratic
99 N-Nitrosodiphenylamine	0.52036	0.54524	0.54524	0.010	-4.78232	20.00000	Averaged
100 1,2-Diphenylhydrazine	0.91862	0.94801	0.94801	0.010	-3.19897	50.00000	Averaged
106 4-Bromophenyl-phenylether	0.19765	0.20037	0.20037	0.010	-1.37445	50.00000	Averaged
107 Hexachlorobenzene	0.20554	0.20409	0.20409	0.010	0.70756	50.00000	Averaged
212 Atrazine	0.13199	0.13800	0.13800	0.010	-4.55339	50.00000	Averaged
111 Pentachlorophenol	10.00000	9.14000	0.12074	0.010	8.60001	20.00000	Quadratic
115 Phenanthrene	1.06489	1.09466	1.09466	0.010	-2.79566	50.00000	Averaged
116 Anthracene	1.06857	1.11135	1.11135	0.010	-4.00337	50.00000	Averaged
119 Carbazole	0.99968	1.03967	1.03967	0.010	-4.00056	50.00000	Averaged
120 Di-n-Butylphthalate	1.25932	1.33654	1.33654	0.010	-6.13121	50.00000	Averaged
123 Fluoranthene	1.09821	1.16880	1.16880	0.010	-6.42770	20.00000	Averaged
124 Benzidine	5.00000	4.61380	0.49126	0.010	7.72401	0.000e+000	Quadratic
125 Pyrene	0.98179	0.98743	0.98743	0.010	-0.57435	50.00000	Averaged
131 Butylbenzylphthalate	0.46881	0.46986	0.46986	0.010	-0.22200	50.00000	Averaged
133 3,3'-Dimethoxybenzidine	0.20954	0.19180	0.19180	0.010	8.46533	50.00000	Averaged
135 3,3'-Dichlorobenzidine	0.36756	0.37053	0.37053	0.010	-0.80837	50.00000	Averaged
136 Benzo(a)Anthracene	1.00497	0.97675	0.97675	0.010	2.80784	50.00000	Averaged
137 Chrysene	0.90913	0.87663	0.87663	0.010	3.57549	50.00000	Averaged
138 4,4'-Methylene bis(o-chloro	5.00000	4.83653	0.18237	0.010	3.26950	0.000e+000	Quadratic
139 bis(2-ethylhexyl)Phthalate	0.67868	0.70360	0.70360	0.010	-3.67207	50.00000	Averaged
140 Di-n-octylphthalate	5.00000	4.57875	1.23129	0.010	8.42498	0.000e+000	Quadratic
141 Benzo(b)fluoranthene	1.09139	1.00994	1.00994	0.010	7.46317	50.00000	Averaged
142 Benzo(k)fluoranthene	1.12718	1.19006	1.19006	0.010	-5.57834	50.00000	Averaged

TestAmerica North Canton

CONTINUING CALIBRATION COMPOUNDS

Instrument ID: a4ag2.i Injection Date: 10-MAR-2010 10:40
Lab File ID: ICVTCL.D Init. Cal. Date(s): 05-MAR-2010 10-MAR-2010
Analysis Type: Init. Cal. Times: 12:00 10:23
Lab Sample ID: ICVTCL Quant Type: ISTD
Method: \\cansvr11\dd\chem\MSS\a4ag2.i\00310A.b\8270C-625.m

COMPOUND	RRF / AMOUNT	RF5	CCAL RRF5	MIN RRF	%D / %DRIFT	MAX %D / %DRIFT	CURVE TYPE
146 Benzo(a)pyrene	0.98745	0.97290	0.97290	0.010	1.47356	20.00000	Averaged
149 Indeno(1,2,3-cd)pyrene	1.16647	1.17241	1.17241	0.010	-0.50881	50.00000	Averaged
150 Dibenz(a,h)anthracene	5.00000	4.76807	0.99869	0.010	4.63863	0.000e+000	Quadratic
151 Benzo(g,h,i)perylene	0.92864	0.91875	0.91875	0.010	1.06471	50.00000	Averaged
$ 154 Nitrobenzene-d5	0.39661	0.41068	0.41068	0.010	-3.54705	50.00000	Averaged
$ 155 2-Fluorobiphenyl	1.14936	1.15098	1.15098	0.010	-0.14123	50.00000	Averaged
$ 156 Terphenyl-d14	0.63047	0.63263	0.63263	0.010	-0.34217	50.00000	Averaged
$ 157 Phenol-d5	1.51609	1.61581	1.61581	0.010	-6.57694	50.00000	Averaged
$ 158 2-Fluorophenol	1.12969	1.14462	1.14462	0.010	-1.32142	50.00000	Averaged
$ 159 2,4,6-Tribromophenol	5.00000	4.78321	0.14454	0.010	4.33587	0.000e+000	Quadratic
$ 186 2-Chlorophenol-d4	1.16798	1.18771	1.18771	0.010	-1.68941	50.00000	Averaged
$ 187 1,2-Dichlorobenzene-d4	0.79462	0.79820	0.79820	0.010	-0.45079	50.00000	Averaged
M 195 Cresols, total	2.36299	2.42148	2.42148	0.010	-2.47539	50.00000	Averaged
101 Diphenylamine	0.52036	0.54524	0.54524	0.010	-4.78232	50.00000	Averaged

TestAmerica North Canton

Semivolatile REPORT SW-846 Method 8270

Data file : \\cansvr11\dd\chem\MSS\a4ag2.i\00310A.b\ICVTCL.D
Lab Smp Id: ICVTCL
Inj Date : 10-MAR-2010 10:40
Operator : 046900 Inst ID: a4ag2.i
Smp Info : ICVTCL,00310A.b,8270C-625,3-827042.SUB,2
Misc Info :
Comment :
Method : \\cansvr11\dd\chem\MSS\a4ag2.i\00310A.b\8270C-625.m
Meth Date : 10-Mar-2010 11:14 a4ag2.i Quant Type: ISTD
Cal Date : 10-MAR-2010 09:48 Cal File: 2SML0310.D
Als bottle: 11 Continuing Calibration Sample
Dil Factor: 1.00000
Integrator: HP RTE Compound Sublist: 3-827042.SUB
Target Version: 4.14
Processing Host: CANPMSSV04

		QUANT SIG					AMOUNTS CAL-AMT	ON-COL	
	Compounds	MASS	RT	EXP RT	REL RT	RESPONSE	(NG)	(NG)	
* 1	1,4-Dichlorobenzene-d4	152	3.507	3.507	(1.000)	159407	2.00000		(Q)
* 2	Naphthalene-d8	136	4.401	4.401	(1.000)	659754	2.00000		
* 3	Acenaphthene-d10	164	5.671	5.671	(1.000)	368909	2.00000		
* 4	Phenanthrene-d10	188	6.765	6.765	(1.000)	591199	2.00000		
* 5	Chrysene-d12	240	8.730	8.730	(1.000)	742515	2.00000		
* 6	Perylene-d12	264	10.106	10.106	(1.000)	645565	2.00000		
198	1,4-Dioxane	88	1.695	1.695	(0.483)	244421	5.00000	5.3547	
9	Pyridine	79	1.889	1.889	(0.539)	575342	5.00000	5.3421	
10	N-Nitrosodimethylamine	74	1.854	1.854	(0.529)	314958	5.00000	4.9512	
12	3-Chloropropionitrile	54	2.260	2.260	(0.644)	304507	5.00000	5.1731	
209	Benzaldehyde	77	3.213	3.213	(0.916)	378880	5.00000	5.1626	
21	Aniline	93	3.277	3.277	(0.935)	787712	5.00000	5.0068	
22	Phenol	94	3.224	3.224	(0.920)	649645	5.00000	5.1724	
23	bis(2-Chloroethyl)ether	93	3.301	3.301	(0.941)	552720	5.00000	5.1525	
24	2-Chlorophenol	128	3.366	3.366	(0.960)	520796	5.00000	5.1069	
26	1,3-Dichlorobenzene	146	3.472	3.472	(0.990)	526164	5.00000	5.1404	
27	1,4-Dichlorobenzene	146	3.519	3.519	(1.003)	517236	5.00000	5.0231	
28	1,2-Dichlorobenzene	146	3.630	3.630	(1.035)	516286	5.00000	5.1980	
29	Benzyl Alcohol	108	3.577	3.577	(1.020)	334007	5.00000	5.0787	
30	2-Methylphenol	108	3.636	3.636	(1.037)	468112	5.00000	5.0801	
31	bis(2-Chloroisopropyl)ether	45	3.666	3.666	(1.045)	727329	5.00000	5.3832	
37	Acetophenone	105	3.772	3.772	(1.075)	713104	5.00000	5.1568	
32	N-Nitroso-di-n-propylamine	70	3.760	3.760	(1.072)	431520	5.00000	5.2808	
192	4-Methylphenol	108	3.742	3.742	(1.067)	496892	5.00000	5.1656	
34	Hexachloroethane	117	3.866	3.866	(1.102)	230159	5.00000	5.2336	
35	Nitrobenzene	77	3.895	3.895	(0.885)	595294	5.00000	5.0512	
41	Isophorone	82	4.054	4.054	(0.921)	1113171	5.00000	5.2226	
42	2-Nitrophenol	139	4.119	4.119	(0.936)	281876	5.00000	5.3364	
43	2,4-Dimethylphenol	107	4.119	4.119	(0.936)	567591	5.00000	5.3452	
44	bis(2-Chloroethoxy)methane	93	4.189	4.189	(0.952)	622773	5.00000	5.3334	

46	2,4-Toluenediamene	121	5.218	5.218 (1.186)	267076	5.00000	5.4568
47	1,3,5-Trichlorobenzene	180	4.130	4.130 (0.939)	451444	5.00000	5.1866
48	2,4-Dichlorophenol	162	4.283	4.283 (0.973)	386951	5.00000	5.2117

	Compounds	QUANT SIG MASS	RT	EXP RT	REL RT	RESPONSE	AMOUNTS CAL-AMT (NG)	ON-COL (NG)
49	Benzoic Acid	122	4.183	4.183	(0.951)	531659	10.0000	8.6170(QM)
50	1,2,4-Trichlorobenzene	180	4.354	4.354	(0.989)	438668	5.00000	5.1600
51	Naphthalene	128	4.419	4.419	(1.004)	1540401	5.00000	5.0917
52	4-Chloroaniline	127	4.436	4.436	(1.008)	637822	5.00000	5.1286
56	Hexachlorobutadiene	225	4.501	4.501	(1.023)	245246	5.00000	4.9537
210	Caprolactam	113	4.677	4.677	(1.063)	151011	5.00000	4.8023
57	1,2,3-Trichlorobenzene	180	4.519	4.519	(1.027)	406149	5.00000	5.0751
59	4-Chloro-3-Methylphenol	107	4.760	4.760	(1.082)	459661	5.00000	5.1962
62	2-Methylnaphthalene	142	4.913	4.913	(1.116)	849381	5.00000	5.1984
63	1-Methylnaphthalene	142	4.983	4.983	(1.132)	971852	5.00000	5.1849
64	Hexachlorocyclopentadiene	237	5.024	5.024	(0.886)	295189	5.00000	4.6408
66	2,4,6-Trichlorophenol	196	5.101	5.101	(0.899)	277178	5.00000	4.9409
67	2,4,5-Trichlorophenol	196	5.130	5.130	(0.905)	291751	5.00000	4.9468
211	1,1'-Biphenyl	154	5.242	5.242	(0.924)	1318650	5.00000	5.1136
68	1,2,3,5-Tetrachlorobenzene	216	5.024	5.024	(0.886)	445629	5.00000	4.9071
70	2-Chloronaphthalene	162	5.266	5.266	(0.928)	917754	5.00000	5.0379
73	2-Nitroaniline	65	5.324	5.324	(0.939)	324487	5.00000	4.9627
74	1,2,3,4-Tetrachlorobenzene	216	5.242	5.242	(0.924)	422918	5.00000	5.1359
76	Dimethylphthalate	163	5.436	5.436	(0.959)	1060246	5.00000	4.9541
78	2,6-Dinitrotoluene	165	5.489	5.489	(0.968)	235618	5.00000	5.0455
79	Acenaphthylene	152	5.571	5.571	(0.982)	1519505	5.00000	5.0369
80	1,2-Dinitrobenzene	168	5.536	5.536	(0.976)	112077	5.00000	4.7783
81	3-Nitroaniline	138	5.618	5.618	(0.991)	266352	5.00000	4.8706
82	Acenaphthene	153	5.701	5.701	(1.005)	1008286	5.00000	5.1329
83	2,4-Dinitrophenol	184	5.689	5.689	(1.003)	305924	10.0000	8.6501
85	4-Nitrophenol	109	5.713	5.713	(1.007)	149337	5.00000	3.9151(Q)
86	Dibenzofuran	168	5.818	5.818	(1.026)	1314212	5.00000	4.9267
87	2,4-Dinitrotoluene	165	5.783	5.783	(1.020)	331352	5.00000	5.1787
91	2,3,5,6-Tetrachlorophenol	232	5.871	5.871	(1.035)	239326	5.00000	4.6637
93	Diethylphthalate	149	5.942	5.942	(1.048)	1147191	5.00000	5.0305
94	Fluorene	166	6.071	6.071	(1.071)	1160151	5.00000	5.1802
95	4-Chlorophenyl-phenylether	204	6.054	6.054	(1.067)	522462	5.00000	5.0584
96	4-Nitroaniline	138	6.065	6.065	(1.069)	315094	5.00000	4.9864
98	4,6-Dinitro-2-methylphenol	198	6.083	6.083	(0.899)	169072	5.00000	4.6613
99	N-Nitrosodiphenylamine	169	6.136	6.136	(0.907)	805870	5.00000	5.2391
100	1,2-Diphenylhydrazine	77	6.171	6.171	(0.912)	1401157	5.00000	5.1599
106	4-Bromophenyl-phenylether	248	6.413	6.413	(0.948)	296147	5.00000	5.0687
107	Hexachlorobenzene	284	6.483	6.483	(0.958)	301644	5.00000	4.9646
212	Atrazine	200	6.501	6.501	(0.961)	203958	5.00000	5.2277
111	Pentachlorophenol	266	6.618	6.618	(0.978)	356895	10.0000	9.1400
115	Phenanthrene	178	6.783	6.783	(1.003)	1617907	5.00000	5.1398
116	Anthracene	178	6.818	6.818	(1.008)	1642574	5.00000	5.2002
119	Carbazole	167	6.924	6.924	(1.023)	1536634	5.00000	5.2000
120	Di-n-Butylphthalate	149	7.136	7.136	(1.055)	1975396	5.00000	5.3066
123	Fluoranthene	202	7.659	7.659	(1.132)	1727484	5.00000	5.3214
124	Benzidine	184	7.730	7.730	(0.885)	911926	5.00000	4.6138
125	Pyrene	202	7.836	7.836	(0.898)	1832946	5.00000	5.0287
131	Butylbenzylphthalate	149	8.248	8.248	(0.945)	872187	5.00000	5.0111
133	3,3'-Dimethoxybenzidine	244	8.636	8.636	(0.989)	356039	5.00000	4.5767
135	3,3'-Dichlorobenzidine	252	8.671	8.671	(0.993)	687804	5.00000	5.0404
136	Benzo(a)Anthracene	228	8.718	8.718	(0.999)	1813129	5.00000	4.8596
137	Chrysene	228	8.748	8.748	(1.002)	1627272	5.00000	4.8212

138	4,4'-Methylene bis(o-chloroan	231	8.665	8.665 (0.993)	338538	5.00000	4.8365
139	bis(2-ethylhexyl)Phthalate	149	8.654	8.654 (0.991)	1306092	5.00000	5.1836

Compounds	QUANT SIG MASS	RT	EXP RT	REL RT	RESPONSE	AMOUNTS CAL-AMT (NG)	AMOUNTS ON-COL (NG)
140 Di-n-octylphthalate	149	9.171	9.171	(0.907)	1987197	5.00000	4.5788
141 Benzo(b)fluoranthene	252	9.677	9.677	(0.958)	1629951	5.00000	4.6268
142 Benzo(k)fluoranthene	252	9.706	9.706	(0.960)	1920647	5.00000	5.2789
146 Benzo(a)pyrene	252	10.048	10.048	(0.994)	1570181	5.00000	4.9263
149 Indeno(1,2,3-cd)pyrene	276	11.600	11.600	(1.148)	1892167	5.00000	5.0254
150 Dibenz(a,h)anthracene	278	11.606	11.606	(1.148)	1611792	5.00000	4.7681
151 Benzo(g,h,i)perylene	276	12.059	12.059	(1.193)	1482785	5.00000	4.9468
$ 154 Nitrobenzene-d5	82	3.883	3.883	(0.882)	677373	5.00000	5.1774
$ 155 2-Fluorobiphenyl	172	5.160	5.160	(0.910)	1061521	5.00000	5.0071
$ 156 Terphenyl-d14	244	7.912	7.912	(0.906)	1174336	5.00000	5.0171
$ 157 Phenol-d5	99	3.213	3.213	(0.916)	643927	5.00000	5.3288
$ 158 2-Fluorophenol	112	2.630	2.630	(0.750)	456150	5.00000	5.0661
$ 159 2,4,6-Tribromophenol	330	6.248	6.248	(1.102)	133305	5.00000	4.7832
$ 186 2-Chlorophenol-d4	132	3.354	3.354	(0.956)	473325	5.00000	5.0845
$ 187 1,2-Dichlorobenzene-d4	152	3.619	3.619	(1.032)	318097	5.00000	5.0225
101 Diphenylamine	169	6.136	6.136	(0.907)	805870	5.00000	5.2391

QC Flag Legend

Q - Qualifier signal failed the ratio test.
M - Compound response manually integrated.

Report Date: 10-Mar-2010 11:14

TestAmerica North Canton

INTERNAL STANDARD COMPOUNDS
AREA AND RT SUMMARY

Instrument ID: a4ag2.i
Lab File ID: ICVTCL.D
Lab Smp Id: ICVTCL
Analysis Type: SV
Quant Type: ISTD
Operator: 046900
Method File: \\cansvr11\dd\chem\MSS\a4ag2.i\00310A.b\8270C-625.m
Misc Info:

Calibration Date: 10-MAR-2010
Calibration Time: 08:56
Level:
Sample Type:

		AREA LIMIT			
COMPOUND	STANDARD	LOWER	UPPER	SAMPLE	%DIFF
1 1,4-Dichlorobenze	283692	141846	567384	159407	-43.81
2 Naphthalene-d8	1200069	600035	2400138	659754	-45.02
3 Acenaphthene-d10	627462	313731	1254924	368909	-41.21
4 Phenanthrene-d10	1023199	511600	2046398	591199	-42.22
5 Chrysene-d12	1266019	633010	2532038	742515	-41.35
6 Perylene-d12	1087973	543987	2175946	645565	-40.66

		RT LIMIT			
COMPOUND	STANDARD	LOWER	UPPER	SAMPLE	%DIFF
1 1,4-Dichlorobenze	3.51	3.01	4.01	3.51	0.00
2 Naphthalene-d8	4.40	3.90	4.90	4.40	0.00
3 Acenaphthene-d10	5.67	5.17	6.17	5.67	0.00
4 Phenanthrene-d10	6.77	6.27	7.27	6.77	0.00
5 Chrysene-d12	8.73	8.23	9.23	8.73	0.00
6 Perylene-d12	10.11	9.61	10.61	10.11	0.00

AREA UPPER LIMIT = +100% of internal standard area.
AREA LOWER LIMIT = - 50% of internal standard area.
RT UPPER LIMIT = + 0.50 minutes of internal standard RT.
RT LOWER LIMIT = - 0.50 minutes of internal standard RT.

Data File: \\cansvr11\dd\chem\MSS\a4ag2.i\00310A.b\ICVTCL.D

Date : 10-MAR-2010 10:40

Client ID:

Instrument: a4ag2.i

Sample Info: ICVTCL,00310A.b,8270C-625,3-827042,SUB,2

Operator: 046900

Column phase: db5.625

Column diameter: 0.32

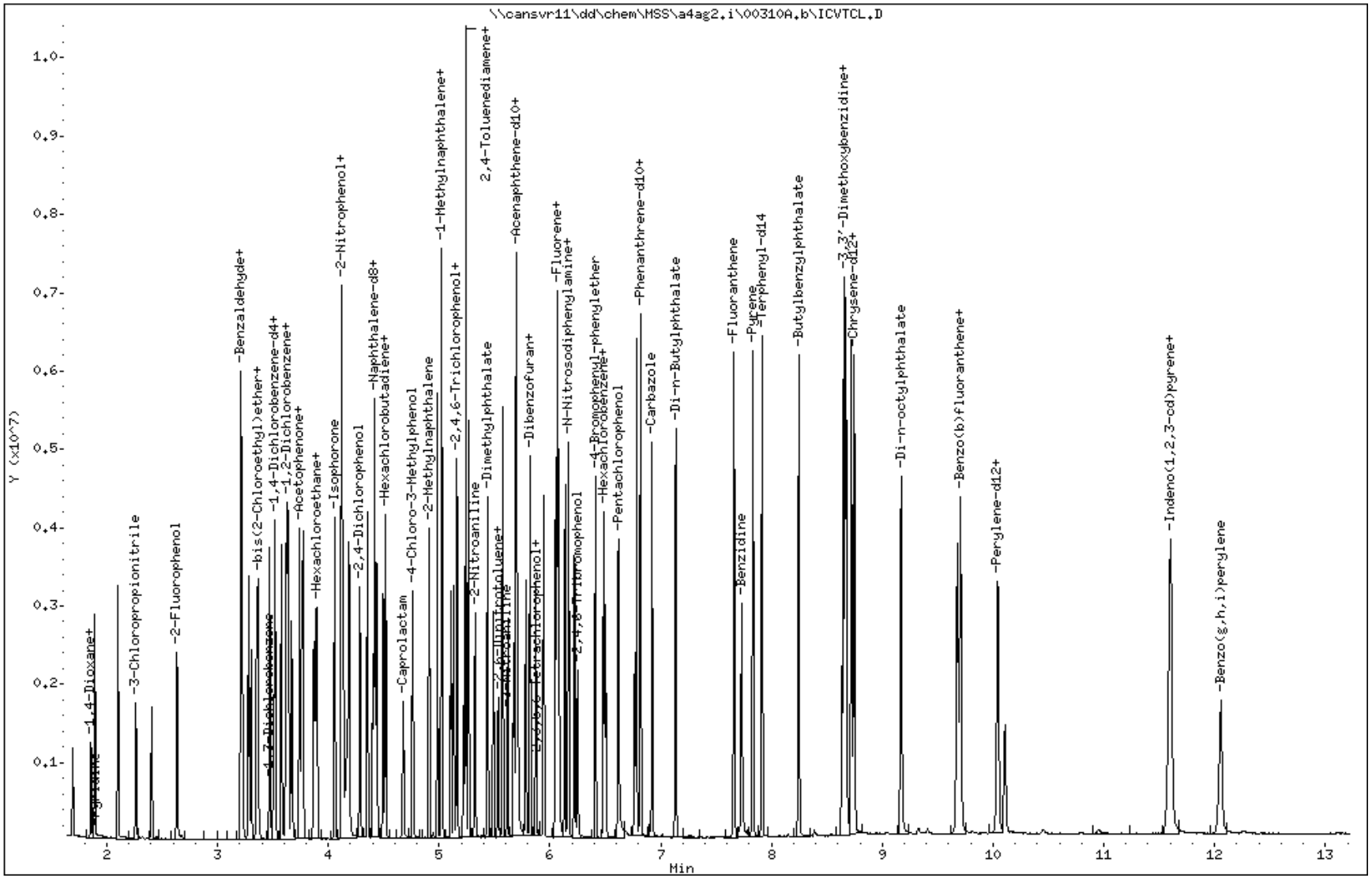

Data File Name: ICVTCL.D
Inj. Date and Time: 10-MAR-2010 10:40
Instrument ID: a4ag2.i
Client ID:
Compound Name: Benzoic Acid
CAS #: 65-85-0
Report Date: 03/10/2010

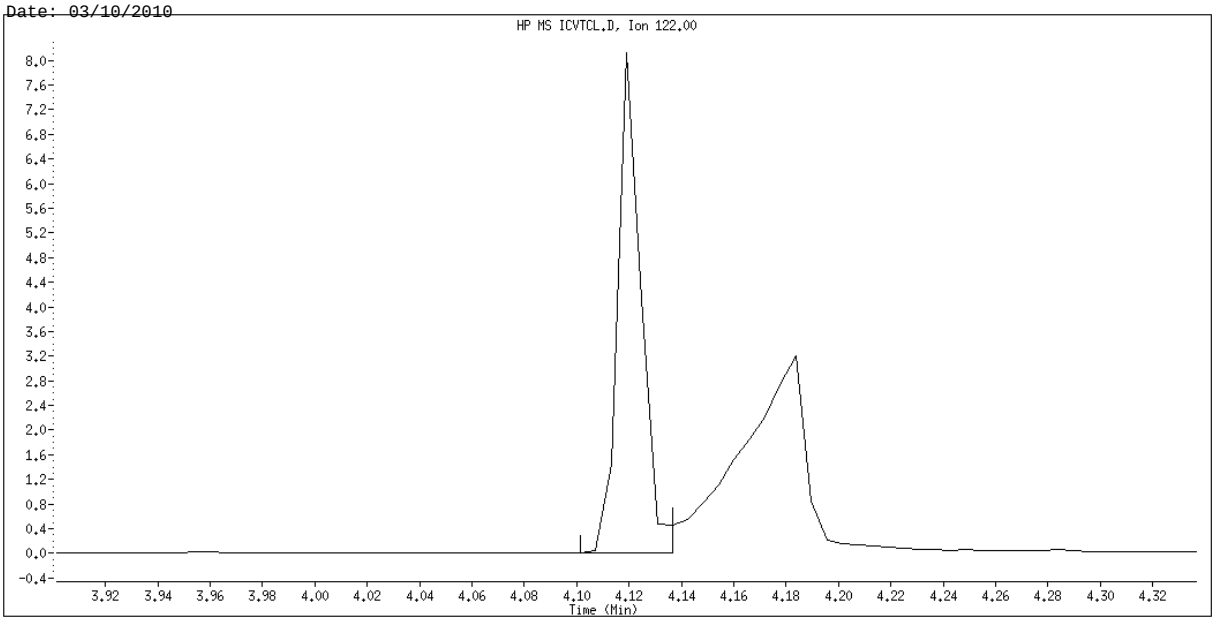

Original Integration

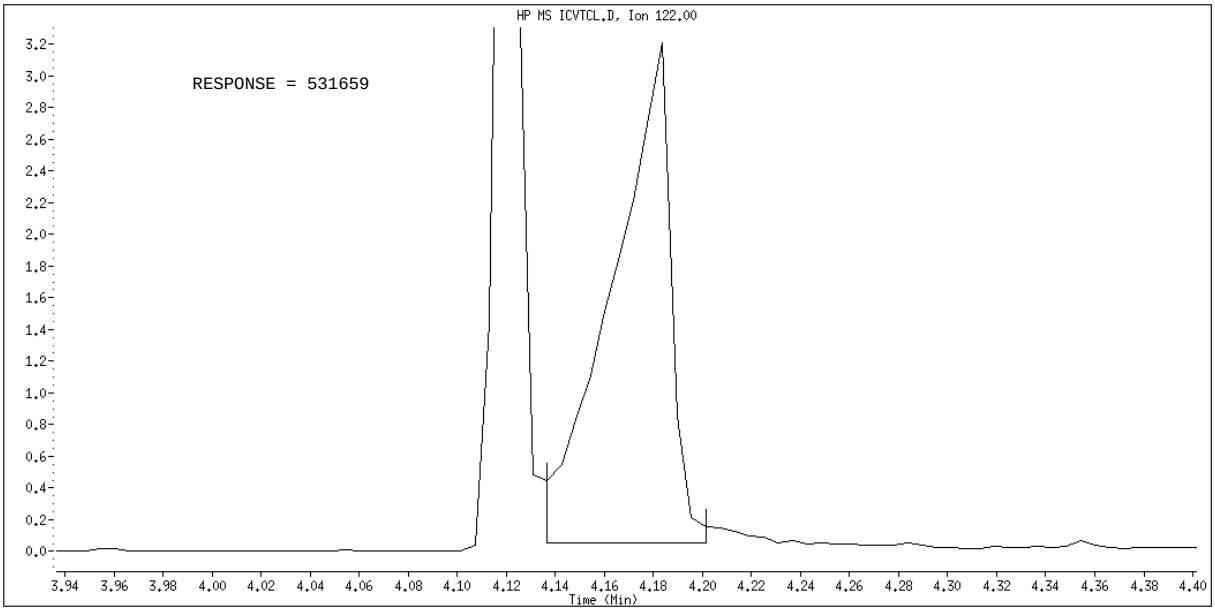

Manual Integration

Manually Integrated By: hulat
Manual Integration Reason: Poor Chromatography

Calibration History

Method : \\cansvr11\dd\chem\MSS\a4ag2.i\00311A.b\8270C-625.m
Start Cal Date: 05-MAR-2010 12:00
End Cal Date : 10-MAR-2010 10:23
Last Cal Level: 3
Last Cal Type : Continuing Calibration

Initial Calibration

Injection Date	Sublist	Calibration File
Cal Level: 1 , Cal Amount: 0.05000		
10-MAR-2010 10:23	PAH	\\cansvr11\dd\chem\MSS\a4ag2.i\00310A.b\2SLL0310.D
Cal Level: 2 , Cal Amount: 0.25000		
10-MAR-2010 10:05	3-827042	\\cansvr11\dd\chem\MSS\a4ag2.i\00310A.b\2SL0310.D
Cal Level: 3 , Cal Amount: 0.50000		
10-MAR-2010 09:48	3-827042	\\cansvr11\dd\chem\MSS\a4ag2.i\00310A.b\2SML0310.D
Cal Level: 4 , Cal Amount: 1.00000		
10-MAR-2010 09:31	3-827042	\\cansvr11\dd\chem\MSS\a4ag2.i\00310A.b\2SM0310.D
Cal Level: 5 , Cal Amount: 2.50000		
10-MAR-2010 09:13	3-827042	\\cansvr11\dd\chem\MSS\a4ag2.i\00310A.b\2SMM0310.D
Cal Level: 6 , Cal Amount: 5.00000		
10-MAR-2010 08:56	3-827042	\\cansvr11\dd\chem\MSS\a4ag2.i\00310A.b\2SMH0310.D
Cal Level: 7 , Cal Amount: 7.50000		
10-MAR-2010 08:39	3-827042	\\cansvr11\dd\chem\MSS\a4ag2.i\00310A.b\2SH0310.D
Cal Level: 8 , Cal Amount: 10.00000		

10-MAR-2010 08:21	3-827042	
\\cansvr11\dd\chem\MSS\a4ag2.i\00310A.b\2SHH0310.D		

Cal Level: 9 , Cal Amount: 12.50000		
10-MAR-2010 08:04	3-827042	
\\cansvr11\dd\chem\MSS\a4ag2.i\00310A.b\2SHHH0310.D		

Continuing Calibration
Ccal Level Mode: GLOBAL LEVEL 6

11-MAR-2010 07:40	3-827042	
\\cansvr11\dd\chem\MSS\a4ag2.i\00311A.b\2SMH0311.D		

TestAmerica North Canton

CONTINUING CALIBRATION COMPOUNDS

Instrument ID: a4ag2.i
Lab File ID: 2SMH0311.D
Analysis Type:
Lab Sample ID: L6
Method: \\cansvr11\dd\chem\MSS\a4ag2.i\00311A.b\8270C-625.m

Injection Date: 11-MAR-2010 07:40
Init. Cal. Date(s): 05-MAR-2010 10-MAR-2010
Init. Cal. Times: 12:00 10:23
Quant Type: ISTD

COMPOUND	RRF / AMOUNT	RF5	CCAL RRF5	MIN RRF	%D / %DRIFT	MAX %D / %DRIFT	CURVE TYPE
198 1,4-Dioxane	0.57270	0.59900	0.59900	0.010	-4.59251	50.00000	Averaged
9 Pyridine	1.35126	1.41083	1.41083	0.010	-4.40869	50.00000	Averaged
10 N-Nitrosodimethylamine	0.79811	0.79066	0.79066	0.010	0.93335	50.00000	Averaged
12 3-Chloropropionitrile	0.73854	0.77074	0.77074	0.010	-4.36054	50.00000	Averaged
209 Benzaldehyde	0.92078	0.85372	0.85372	0.010	7.28296	50.00000	Averaged
21 Aniline	1.97393	2.00343	2.00343	0.010	-1.49437	50.00000	Averaged
22 Phenol	1.57581	1.65826	1.65826	0.010	-5.23238	20.00000	Averaged
23 bis(2-Chloroethyl)ether	1.34589	1.36743	1.36743	0.010	-1.60049	50.00000	Averaged
24 2-Chlorophenol	1.27948	1.29756	1.29756	0.010	-1.41314	50.00000	Averaged
26 1,3-Dichlorobenzene	1.28425	1.32051	1.32051	0.010	-2.82348	50.00000	Averaged
27 1,4-Dichlorobenzene	1.29193	1.30231	1.30231	0.010	-0.80334	20.00000	Averaged
28 1,2-Dichlorobenzene	1.24618	1.27800	1.27800	0.010	-2.55379	50.00000	Averaged
29 Benzyl Alcohol	0.82514	0.86314	0.86314	0.010	-4.60506	50.00000	Averaged
30 2-Methylphenol	1.15610	1.20675	1.20675	0.010	-4.38090	50.00000	Averaged
31 bis(2-Chloroisopropyl)ether	1.69517	1.75784	1.75784	0.010	-3.69699	50.00000	Averaged
37 Acetophenone	1.73499	1.83810	1.83810	0.010	-5.94271	50.00000	Averaged
32 N-Nitroso-di-n-propylamine	1.02524	1.07529	1.07529	0.050	-4.88182	50.00000	Averaged
192 4-Methylphenol	1.20689	1.24713	1.24713	0.010	-3.33410	50.00000	Averaged
34 Hexachloroethane	0.55175	0.56103	0.56103	0.010	-1.68194	50.00000	Averaged
35 Nitrobenzene	0.35726	0.36335	0.36335	0.010	-1.70460	50.00000	Averaged
41 Isophorone	0.64613	0.66408	0.66408	0.010	-2.77709	50.00000	Averaged
42 2-Nitrophenol	0.16012	0.17075	0.17075	0.010	-6.63605	20.00000	Averaged
43 2,4-Dimethylphenol	0.32190	0.34682	0.34682	0.010	-7.74386	50.00000	Averaged
44 bis(2-Chloroethoxy)methane	0.35397	0.37170	0.37170	0.010	-5.00743	50.00000	Averaged
46 2,4-Toluenediamene	0.14837	0.13706	0.13706	0.010	7.61847	50.00000	Averaged
47 1,3,5-Trichlorobenzene	0.26386	0.27119	0.27119	0.010	-2.78147	50.00000	Averaged
48 2,4-Dichlorophenol	0.22507	0.23407	0.23407	0.010	-3.99841	20.00000	Averaged
49 Benzoic Acid	10.00000	9.40546	0.17888	0.010	5.94537	0.000e+000	Quadratic
50 1,2,4-Trichlorobenzene	0.25771	0.26278	0.26278	0.010	-1.96459	50.00000	Averaged
51 Naphthalene	0.91710	0.93017	0.93017	0.010	-1.42466	50.00000	Averaged
52 4-Chloroaniline	0.37701	0.38922	0.38922	0.010	-3.23874	50.00000	Averaged
56 Hexachlorobutadiene	0.15008	0.14951	0.14951	0.010	0.38073	20.00000	Averaged
210 Caprolactam	0.09532	0.09566	0.09566	0.010	-0.35606	50.00000	Averaged
57 1,2,3-Trichlorobenzene	0.24260	0.24287	0.24287	0.010	-0.11472	50.00000	Averaged
59 4-Chloro-3-Methylphenol	0.26816	0.26717	0.26717	0.010	0.36932	20.00000	Averaged
62 2-Methylnaphthalene	0.49531	0.50856	0.50856	0.010	-2.67468	50.00000	Averaged
63 1-Methylnaphthalene	0.56821	0.58595	0.58595	0.010	-3.12369	50.00000	Averaged
64 Hexachlorocyclopentadiene	5.00000	4.98733	0.34709	0.050	0.25334	0.000e+000	Quadratic
66 2,4,6-Trichlorophenol	0.30413	0.31728	0.31728	0.010	-4.32258	20.00000	Averaged
67 2,4,5-Trichlorophenol	0.31974	0.34065	0.34065	0.010	-6.54034	50.00000	Averaged
211 1,1'-Biphenyl	1.39801	1.47538	1.47538	0.010	-5.53472	50.00000	Averaged
68 1,2,3,5-Tetrachlorobenzene	0.49233	0.51077	0.51077	0.010	-3.74578	50.00000	Averaged

TestAmerica North Canton

CONTINUING CALIBRATION COMPOUNDS

Instrument ID: a4ag2.i Injection Date: 11-MAR-2010 07:40
Lab File ID: 2SMH0311.D Init. Cal. Date(s): 05-MAR-2010 10-MAR-2010
Analysis Type: Init. Cal. Times: 12:00 10:23
Lab Sample ID: L6 Quant Type: ISTD
Method: \\cansvr11\dd\chem\MSS\a4ag2.i\00311A.b\8270C-625.m

COMPOUND	RRF / AMOUNT	RF5	CCAL RRF5	MIN RRF	%D / %DRIFT	MAX %D / %DRIFT	CURVE TYPE
70 2-Chloronaphthalene	0.98761	1.03691	1.03691	0.010	-4.99250	50.00000	Averaged
73 2-Nitroaniline	0.35448	0.36605	0.36605	0.010	-3.26415	50.00000	Averaged
74 1,2,3,4-Tetrachlorobenzene	0.44642	0.46558	0.46558	0.010	-4.29094	50.00000	Averaged
76 Dimethylphthalate	1.16026	1.17924	1.17924	0.010	-1.63620	50.00000	Averaged
78 2,6-Dinitrotoluene	0.25317	0.26070	0.26070	0.010	-2.97297	50.00000	Averaged
79 Acenaphthylene	1.63548	1.74652	1.74652	0.010	-6.78949	50.00000	Averaged
80 1,2-Dinitrobenzene	0.12716	0.12598	0.12598	0.010	0.92895	50.00000	Averaged
81 3-Nitroaniline	5.00000	4.93752	0.29311	0.010	1.24960	0.000e+000	Quadratic
82 Acenaphthene	1.06496	1.12770	1.12770	0.010	-5.89113	20.00000	Averaged
83 2,4-Dinitrophenol	10.00000	10.70866	0.21413	0.050	-7.08661	0.000e+000	Quadratic
85 4-Nitrophenol	5.00000	5.16153	0.22382	0.050	-3.23053	0.000e+000	Quadratic
86 Dibenzofuran	1.44618	1.47577	1.47577	0.010	-2.04596	50.00000	Averaged
87 2,4-Dinitrotoluene	0.34688	0.35915	0.35915	0.010	-3.53661	50.00000	Averaged
91 2,3,5,6-Tetrachlorophenol	0.27821	0.28043	0.28043	0.010	-0.79776	50.00000	Averaged
93 Diethylphthalate	1.23633	1.26674	1.26674	0.010	-2.45960	50.00000	Averaged
94 Fluorene	1.21416	1.27467	1.27467	0.010	-4.98395	50.00000	Averaged
95 4-Chlorophenyl-phenylether	0.55995	0.56135	0.56135	0.010	-0.25034	50.00000	Averaged
96 4-Nitroaniline	5.00000	5.18076	0.35620	0.010	-3.61522	0.000e+000	Quadratic
98 4,6-Dinitro-2-methylphenol	5.00000	5.23318	0.13081	0.010	-4.66353	0.000e+000	Quadratic
99 N-Nitrosodiphenylamine	0.52036	0.51464	0.51464	0.010	1.09948	20.00000	Averaged
100 1,2-Diphenylhydrazine	0.91862	0.96412	0.96412	0.010	-4.95276	50.00000	Averaged
106 4-Bromophenyl-phenylether	0.19765	0.20024	0.20024	0.010	-1.30942	50.00000	Averaged
107 Hexachlorobenzene	0.20554	0.20355	0.20355	0.010	0.96920	50.00000	Averaged
212 Atrazine	0.13199	0.13233	0.13233	0.010	-0.26081	50.00000	Averaged
111 Pentachlorophenol	10.00000	10.72526	0.14608	0.010	-7.25258	20.00000	Quadratic
115 Phenanthrene	1.06489	1.10927	1.10927	0.010	-4.16720	50.00000	Averaged
116 Anthracene	1.06857	1.13592	1.13592	0.010	-6.30245	50.00000	Averaged
119 Carbazole	0.99968	1.05693	1.05693	0.010	-5.72633	50.00000	Averaged
120 Di-n-Butylphthalate	1.25932	1.36395	1.36395	0.010	-8.30786	50.00000	Averaged
123 Fluoranthene	1.09821	1.15339	1.15339	0.010	-5.02458	20.00000	Averaged
124 Benzidine	5.00000	5.09406	0.54747	0.010	-1.88118	0.000e+000	Quadratic
125 Pyrene	0.98179	1.00698	1.00698	0.010	-2.56583	50.00000	Averaged
131 Butylbenzylphthalate	0.46881	0.47520	0.47520	0.010	-1.36209	50.00000	Averaged
133 3,3'-Dimethoxybenzidine	0.20954	0.22232	0.22232	0.010	-6.09809	50.00000	Averaged
135 3,3'-Dichlorobenzidine	0.36756	0.39496	0.39496	0.010	-7.45609	50.00000	Averaged
136 Benzo(a)Anthracene	1.00497	1.02275	1.02275	0.010	-1.76969	50.00000	Averaged
137 Chrysene	0.90913	0.94313	0.94313	0.010	-3.73906	50.00000	Averaged
138 4,4'-Methylene bis(o-chloro	5.00000	5.20745	0.19786	0.010	-4.14899	0.000e+000	Quadratic
139 bis(2-ethylhexyl)Phthalate	0.67868	0.75675	0.75675	0.010	-11.50217	50.00000	Averaged
140 Di-n-octylphthalate	5.00000	4.55383	1.22414	0.010	8.92339	0.000e+000	Quadratic
141 Benzo(b)fluoranthene	1.09139	1.13393	1.13393	0.010	-3.89743	50.00000	Averaged
142 Benzo(k)fluoranthene	1.12718	1.10888	1.10888	0.010	1.62328	50.00000	Averaged

TestAmerica North Canton

CONTINUING CALIBRATION COMPOUNDS

Instrument ID: a4ag2.i Injection Date: 11-MAR-2010 07:40
Lab File ID: 2SMH0311.D Init. Cal. Date(s): 05-MAR-2010 10-MAR-2010
Analysis Type: Init. Cal. Times: 12:00 10:23
Lab Sample ID: L6 Quant Type: ISTD
Method: \\cansvr11\dd\chem\MSS\a4ag2.i\00311A.b\8270C-625.m

COMPOUND	RRF / AMOUNT	RF5	CCAL RRF5	MIN RRF	%D / %DRIFT	MAX %D / %DRIFT	CURVE TYPE
146 Benzo(a)pyrene	0.98745	0.98080	0.98080	0.010	0.67388	20.00000	Averaged
149 Indeno(1,2,3-cd)pyrene	1.16647	1.10316	1.10316	0.010	5.42745	50.00000	Averaged
150 Dibenz(a,h)anthracene	5.00000	4.57560	0.95523	0.010	8.48794	0.000e+000	Quadratic
151 Benzo(g,h,i)perylene	0.92864	0.90740	0.90740	0.010	2.28686	50.00000	Averaged
$ 154 Nitrobenzene-d5	0.39661	0.40504	0.40504	0.010	-2.12430	50.00000	Averaged
$ 155 2-Fluorobiphenyl	1.14936	1.19206	1.19206	0.010	-3.71507	50.00000	Averaged
$ 156 Terphenyl-d14	0.63047	0.62781	0.62781	0.010	0.42173	50.00000	Averaged
$ 157 Phenol-d5	1.51609	1.60765	1.60765	0.010	-6.03919	50.00000	Averaged
$ 158 2-Fluorophenol	1.12969	1.15771	1.15771	0.010	-2.48003	50.00000	Averaged
$ 159 2,4,6-Tribromophenol	5.00000	5.04340	0.15342	0.010	-0.86802	0.000e+000	Quadratic
$ 186 2-Chlorophenol-d4	1.16798	1.20370	1.20370	0.010	-3.05775	50.00000	Averaged
$ 187 1,2-Dichlorobenzene-d4	0.79462	0.81016	0.81016	0.010	-1.95642	50.00000	Averaged
M 195 Cresols, total	2.36299	2.45388	2.45388	0.010	-3.84625	50.00000	Averaged
101 Diphenylamine	0.52036	0.51464	0.51464	0.010	1.09948	50.00000	Averaged

Data File: \\cansvr11\dch\chem\MSS\a4ag2,i\00311A,b\2SNH0311.D
Date : 11-MAR-2010 07:40
Client ID:
Sample Info: L6,00311A,b,827oC-625,3-827042,SUB,2
Column phase: db5,625
Instrument: a4ag2,i
Operator: 046900
Column diameter: 0,32
Y (x10^7)
Min
-1,4-Dioxane+
-3-Chloropropionitrile
-2-Fluorophenol
-Benzaldehyde+
-bis(2-Chloroethyl)ether+
-1,4-Dichlorobenzene-d4+
-1,2-Dichlorobenzene+
-Acetophenone+
-Hexachloroethane+
-Isophorone
-2-Nitrophenol+
-2,4-Dichlorophenol+
-Naphthalene-d8+
-Hexachlorobutadiene+
-Caprolactam
-4-Chloro-3-Methylphenol
-2-Methylnaphthalene
-1-Methylnaphthalene+
-2,4,6-Trichlorophenol+
-2-Nitroaniline
-Dimethylphthalate+
2,4-Toluenediamene+
-Acenaphthylene+
Acenaphthene-d10+
-Dibenzofuran+
-Diethylphthalate
-Fluorene+
-N-Nitrosodiphenylamine+
-2,4,6-Tribromophenol
-4-Bromophenyl-phenylether
-Hexachlorobenzene+
-Pentachlorophenol
-Phenanthrene-d10+
-Anthracene
-Carbazole
-Di-n-Butylphthalate
-Fluoranthene
-Benzidine
-Pyrene
-Terphenyl-d14
-Butylbenzylphthalate
Chrysene-d12+
-Di-n-octylphthalate
-Benzo(b)fluoranthene+
-Perylene-d12+
-Dibenz(a,h)anthracene+
-Benzo(g,h,i)perylene
\\cansvr11\dch\chem\MSS\a4ag2,i\00311A,b\2SNH0311.D

TestAmerica North Canton

Semivolatile REPORT SW-846 Method 8270

Data file : \\cansvr11\dd\chem\MSS\a4ag2.i\00311A.b\2SMH0311.D
Lab Smp Id: L6
Inj Date : 11-MAR-2010 07:40
Operator : 046900 Inst ID: a4ag2.i
Smp Info : L6,00311A.b,8270C-625,3-827042.SUB,2
Misc Info :
Comment :
Method : \\cansvr11\dd\chem\MSS\a4ag2.i\00311A.b\8270C-625.m
Meth Date : 11-Mar-2010 07:57 hulat Quant Type: ISTD
Cal Date : 10-MAR-2010 09:48 Cal File: 2SML0310.D
Als bottle: 2 Continuing Calibration Sample
Dil Factor: 1.00000
Integrator: HP RTE Compound Sublist: 3-827042.SUB
Target Version: 4.14
Processing Host: CANPMSSV04

	Compounds	QUANT SIG MASS	RT	EXP RT	REL RT	RESPONSE	AMOUNTS CAL-AMT (NG)	ON-COL (NG)
* 1	1,4-Dichlorobenzene-d4	152	3.463	3.463	(1.000)	259601	2.00000	
* 2	Naphthalene-d8	136	4.357	4.357	(1.000)	1078163	2.00000	
* 3	Acenaphthene-d10	164	5.639	5.639	(1.000)	568794	2.00000	
* 4	Phenanthrene-d10	188	6.739	6.739	(1.000)	913603	2.00000	
* 5	Chrysene-d12	240	8.745	8.745	(1.000)	1135801	2.00000	
* 6	Perylene-d12	264	10.180	10.180	(1.000)	986779	2.00000	
198	1,4-Dioxane	88	1.663	1.663	(0.480)	388755	5.00000	5.2296
9	Pyridine	79	1.857	1.857	(0.536)	915635	5.00000	5.2204
10	N-Nitrosodimethylamine	74	1.822	1.822	(0.526)	513143	5.00000	4.9533
12	3-Chloropropionitrile	54	2.222	2.222	(0.642)	500213	5.00000	5.2180
209	Benzaldehyde	77	3.169	3.169	(0.915)	554065	5.00000	4.6358
21	Aniline	93	3.239	3.239	(0.935)	1300231	5.00000	5.0747
22	Phenol	94	3.180	3.180	(0.918)	1076218	5.00000	5.2616
23	bis(2-Chloroethyl)ether	93	3.257	3.257	(0.941)	887468	5.00000	5.0800
24	2-Chlorophenol	128	3.322	3.322	(0.959)	842117	5.00000	5.0706
26	1,3-Dichlorobenzene	146	3.427	3.427	(0.990)	857014	5.00000	5.1412
27	1,4-Dichlorobenzene	146	3.475	3.475	(1.003)	845202	5.00000	5.0402
28	1,2-Dichlorobenzene	146	3.586	3.586	(1.036)	829425	5.00000	5.1277
29	Benzyl Alcohol	108	3.533	3.533	(1.020)	560180	5.00000	5.2302
30	2-Methylphenol	108	3.598	3.598	(1.039)	783185	5.00000	5.2190
31	bis(2-Chloroisopropyl)ether	45	3.622	3.622	(1.046)	1140844	5.00000	5.1848
37	Acetophenone	105	3.727	3.727	(1.076)	1192931	5.00000	5.2971
32	N-Nitroso-di-n-propylamine	70	3.716	3.716	(1.073)	697865	5.00000	5.2441
192	4-Methylphenol	108	3.698	3.698	(1.068)	809388	5.00000	5.1667
34	Hexachloroethane	117	3.822	3.822	(1.104)	364113	5.00000	5.0841
35	Nitrobenzene	77	3.851	3.851	(0.884)	979370	5.00000	5.0852
41	Isophorone	82	4.010	4.010	(0.920)	1789953	5.00000	5.1388
42	2-Nitrophenol	139	4.075	4.075	(0.935)	460240	5.00000	5.3318
43	2,4-Dimethylphenol	107	4.075	4.075	(0.935)	934828	5.00000	5.3872
44	bis(2-Chloroethoxy)methane	93	4.145	4.145	(0.951)	1001879	5.00000	5.2504
46	2,4-Toluenediamene	121	5.186	5.186	(1.190)	369446	5.00000	4.6191
47	1,3,5-Trichlorobenzene	180	4.086	4.086	(0.938)	730981	5.00000	5.1391
48	2,4-Dichlorophenol	162	4.239	4.239	(0.973)	630916	5.00000	5.1999

	Compounds	QUANT SIG MASS	RT	EXP RT	REL RT	RESPONSE	AMOUNTS CAL-AMT (NG)	ON-COL (NG)
49	Benzoic Acid	122	4.157	4.157	(0.954)	964290	10.0000	9.4055 (M)
50	1,2,4-Trichlorobenzene	180	4.310	4.310	(0.989)	708286	5.00000	5.0982
51	Naphthalene	128	4.374	4.374	(1.004)	2507182	5.00000	5.0712
52	4-Chloroaniline	127	4.392	4.392	(1.008)	1049094	5.00000	5.1619
56	Hexachlorobutadiene	225	4.457	4.457	(1.023)	402986	5.00000	4.9810
210	Caprolactam	113	4.651	4.651	(1.067)	257854	5.00000	5.0178
57	1,2,3-Trichlorobenzene	180	4.474	4.474	(1.027)	654647	5.00000	5.0057
59	4-Chloro-3-Methylphenol	107	4.727	4.727	(1.085)	720136	5.00000	4.9815
62	2-Methylnaphthalene	142	4.869	4.869	(1.117)	1370772	5.00000	5.1337
63	1-Methylnaphthalene	142	4.945	4.945	(1.135)	1579385	5.00000	5.1562
64	Hexachlorocyclopentadiene	237	4.986	4.986	(0.884)	493554	5.00000	4.9873
66	2,4,6-Trichlorophenol	196	5.069	5.069	(0.899)	451163	5.00000	5.2161
67	2,4,5-Trichlorophenol	196	5.098	5.098	(0.904)	484405	5.00000	5.3270
211	1,1'-Biphenyl	154	5.204	5.204	(0.923)	2097972	5.00000	5.2767
68	1,2,3,5-Tetrachlorobenzene	216	4.986	4.986	(0.884)	726308	5.00000	5.1873
70	2-Chloronaphthalene	162	5.233	5.233	(0.928)	1474474	5.00000	5.2496
73	2-Nitroaniline	65	5.286	5.286	(0.937)	520512	5.00000	5.1632
74	1,2,3,4-Tetrachlorobenzene	216	5.204	5.204	(0.923)	662046	5.00000	5.2145
76	Dimethylphthalate	163	5.404	5.404	(0.958)	1676864	5.00000	5.0818
78	2,6-Dinitrotoluene	165	5.457	5.457	(0.968)	370706	5.00000	5.1486
79	Acenaphthylene	152	5.539	5.539	(0.982)	2483532	5.00000	5.3395
80	1,2-Dinitrobenzene	168	5.504	5.504	(0.976)	179140	5.00000	4.9536
81	3-Nitroaniline	138	5.586	5.586	(0.991)	416805	5.00000	4.9375
82	Acenaphthene	153	5.663	5.663	(1.004)	1603568	5.00000	5.2946
83	2,4-Dinitrophenol	184	5.663	5.663	(1.004)	608973	10.0000	10.709
85	4-Nitrophenol	109	5.686	5.686	(1.008)	318270	5.00000	5.1615
86	Dibenzofuran	168	5.792	5.792	(1.027)	2098522	5.00000	5.1023
87	2,4-Dinitrotoluene	165	5.757	5.757	(1.021)	510704	5.00000	5.1768
91	2,3,5,6-Tetrachlorophenol	232	5.839	5.839	(1.035)	398766	5.00000	5.0399
93	Diethylphthalate	149	5.921	5.921	(1.050)	1801281	5.00000	5.1230
94	Fluorene	166	6.045	6.045	(1.072)	1812561	5.00000	5.2492
95	4-Chlorophenyl-phenylether	204	6.021	6.021	(1.068)	798235	5.00000	5.0125
96	4-Nitroaniline	138	6.039	6.039	(1.071)	506507	5.00000	5.1808
98	4,6-Dinitro-2-methylphenol	198	6.063	6.063	(0.900)	298765	5.00000	5.2332
99	N-Nitrosodiphenylamine	169	6.110	6.110	(0.907)	1175437	5.00000	4.9450
100	1,2-Diphenylhydrazine	77	6.145	6.145	(0.912)	2202060	5.00000	5.2476
106	4-Bromophenyl-phenylether	248	6.386	6.386	(0.948)	457354	5.00000	5.0655
107	Hexachlorobenzene	284	6.457	6.457	(0.958)	464914	5.00000	4.9515
212	Atrazine	200	6.486	6.486	(0.962)	302244	5.00000	5.0130
111	Pentachlorophenol	266	6.592	6.592	(0.978)	667311	10.0000	10.725
115	Phenanthrene	178	6.757	6.757	(1.003)	2533574	5.00000	5.2084
116	Anthracene	178	6.798	6.798	(1.009)	2594446	5.00000	5.3151
119	Carbazole	167	6.904	6.904	(1.024)	2414025	5.00000	5.2863
120	Di-n-Butylphthalate	149	7.121	7.121	(1.057)	3115264	5.00000	5.4154
123	Fluoranthene	202	7.645	7.645	(1.134)	2634354	5.00000	5.2512
124	Benzidine	184	7.721	7.721	(0.883)	1554549	5.00000	5.0940
125	Pyrene	202	7.821	7.821	(0.894)	2859316	5.00000	5.1283
131	Butylbenzylphthalate	149	8.262	8.262	(0.945)	1349333	5.00000	5.0681
133	3,3'-Dimethoxybenzidine	244	8.668	8.668	(0.991)	631272	5.00000	5.3049
135	3,3'-Dichlorobenzidine	252	8.698	8.698	(0.995)	1121492	5.00000	5.3728
136	Benzo(a)Anthracene	228	8.739	8.739	(0.999)	2904109	5.00000	5.0885
137	Chrysene	228	8.768	8.768	(1.003)	2678009	5.00000	5.1870
138	4,4'-Methylene bis(o-chloroan	231	8.692	8.692	(0.994)	561810	5.00000	5.2074
139	bis(2-ethylhexyl)Phthalate	149	8.692	8.692	(0.994)	2148782	5.00000	5.5751

Compounds	QUANT SIG MASS	RT	EXP RT	REL RT	RESPONSE	AMOUNTS CAL-AMT (NG)	ON-COL (NG)
140 Di-n-octylphthalate	149	9.251	9.251	(0.909)	3019893	5.00000	4.5538
141 Benzo(b)fluoranthene	252	9.739	9.739	(0.957)	2797336	5.00000	5.1949
142 Benzo(k)fluoranthene	252	9.751	9.751	(0.958)	2735552	5.00000	4.9188 (M)
146 Benzo(a)pyrene	252	10.109	10.109	(0.993)	2419582	5.00000	4.9663
149 Indeno(1,2,3-cd)pyrene	276	11.774	11.774	(1.157)	2721450	5.00000	4.7286 (M)
150 Dibenz(a,h)anthracene	278	11.803	11.803	(1.159)	2356504	5.00000	4.5756
151 Benzo(g,h,i)perylene	276	12.298	12.298	(1.208)	2238514	5.00000	4.8856
$ 154 Nitrobenzene-d5	82	3.839	3.839	(0.881)	1091746	5.00000	5.1062
$ 155 2-Fluorobiphenyl	172	5.127	5.127	(0.909)	1695092	5.00000	5.1858
$ 156 Terphenyl-d14	244	7.910	7.910	(0.904)	1782668	5.00000	4.9789
$ 157 Phenol-d5	99	3.175	3.175	(0.917)	1043371	5.00000	5.3020
$ 158 2-Fluorophenol	112	2.592	2.592	(0.749)	751354	5.00000	5.1240
$ 159 2,4,6-Tribromophenol	330	6.221	6.221	(1.103)	218155	5.00000	5.0434
$ 186 2-Chlorophenol-d4	132	3.310	3.310	(0.956)	781202	5.00000	5.1529
$ 187 1,2-Dichlorobenzene-d4	152	3.575	3.575	(1.032)	525799	5.00000	5.0978
M 195 Cresols, total	100				1592573	5.00000	10.386
101 Diphenylamine	169	6.110	6.110	(0.907)	1175437	5.00000	4.9450

QC Flag Legend

M - Compound response manually integrated.

Data File Name: 2SMH0311.D
Inj. Date and Time: 11-MAR-2010 07:40
Instrument ID: a4ag2.i
Client ID:
Compound Name: Benzoic Acid
CAS #: 65-85-0
Report Date: 03/11/2010

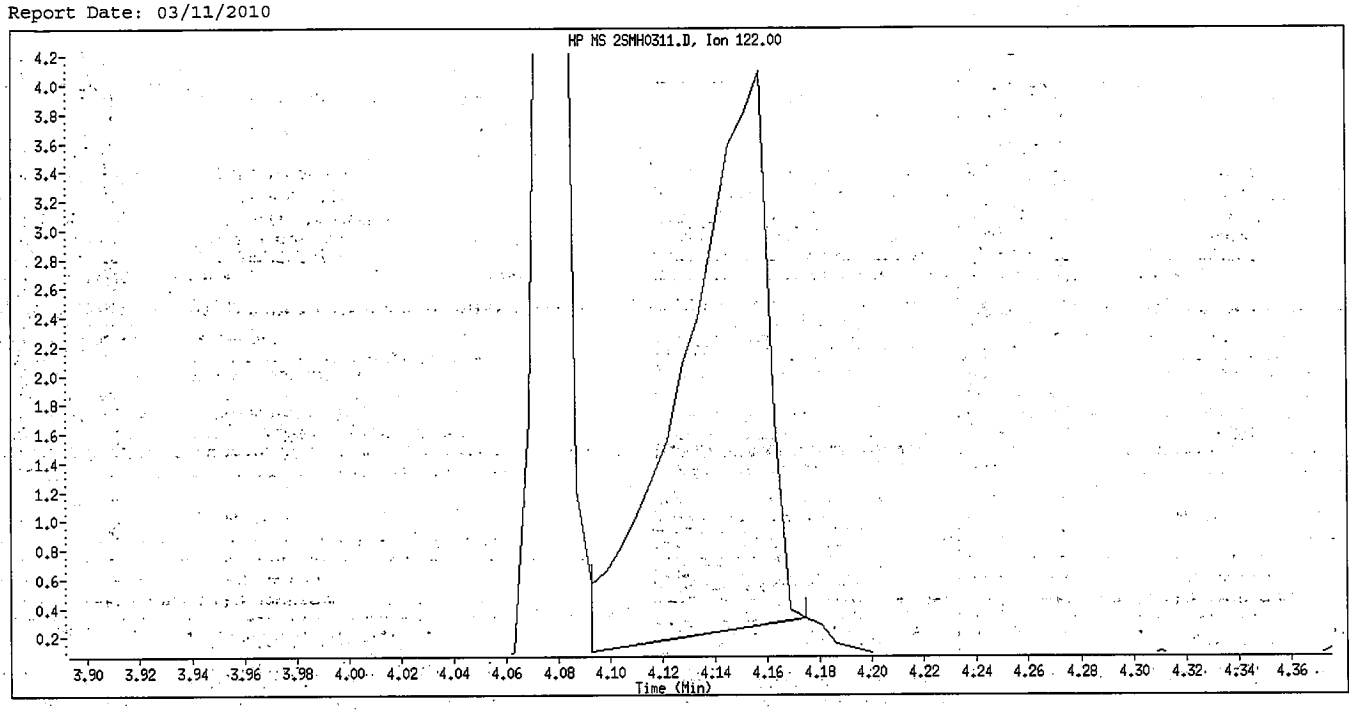

Original Integration

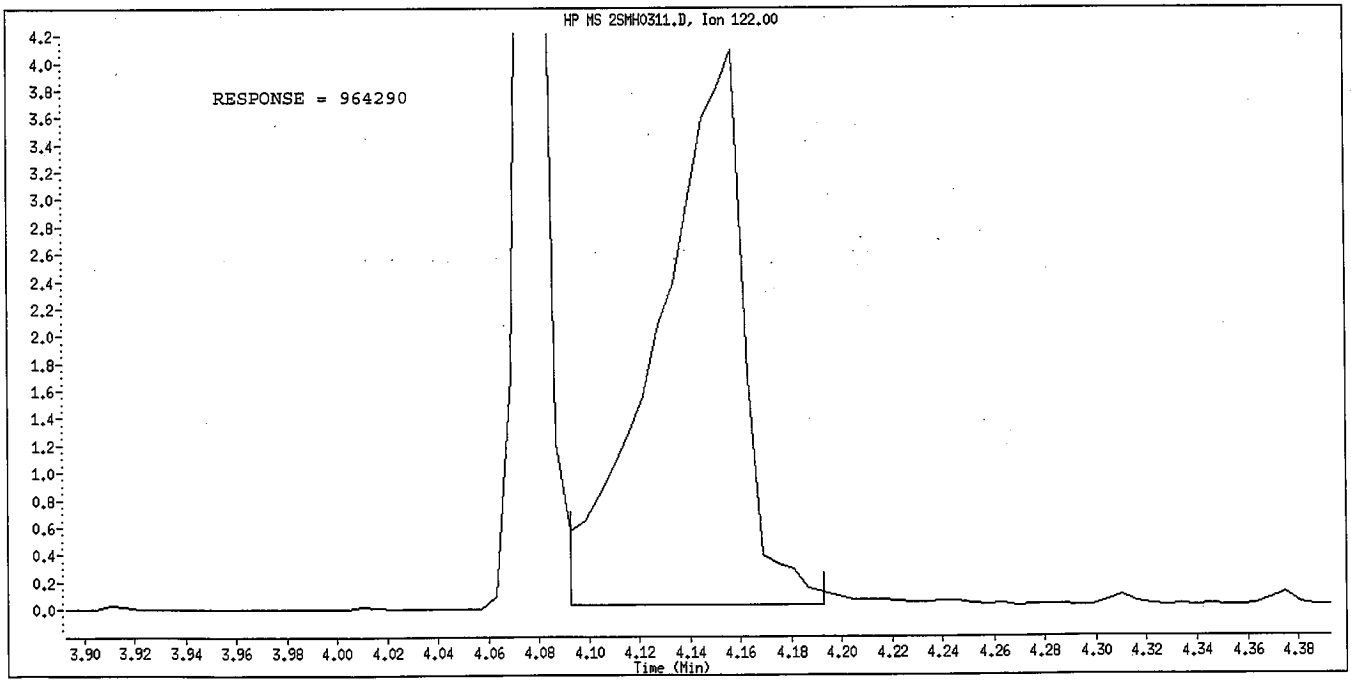

Manual Integration

Manually Integrated By: hulat
Manual Integration Reason: Poor Chromatography

Data File Name: 2SMH0311.D
Inj. Date and Time: 11-MAR-2010 07:40
Instrument ID: a4ag2.i
Client ID:
Compound Name: Benzo(k)fluoranthene
CAS #: 207-08-9
Report Date: 03/11/2010

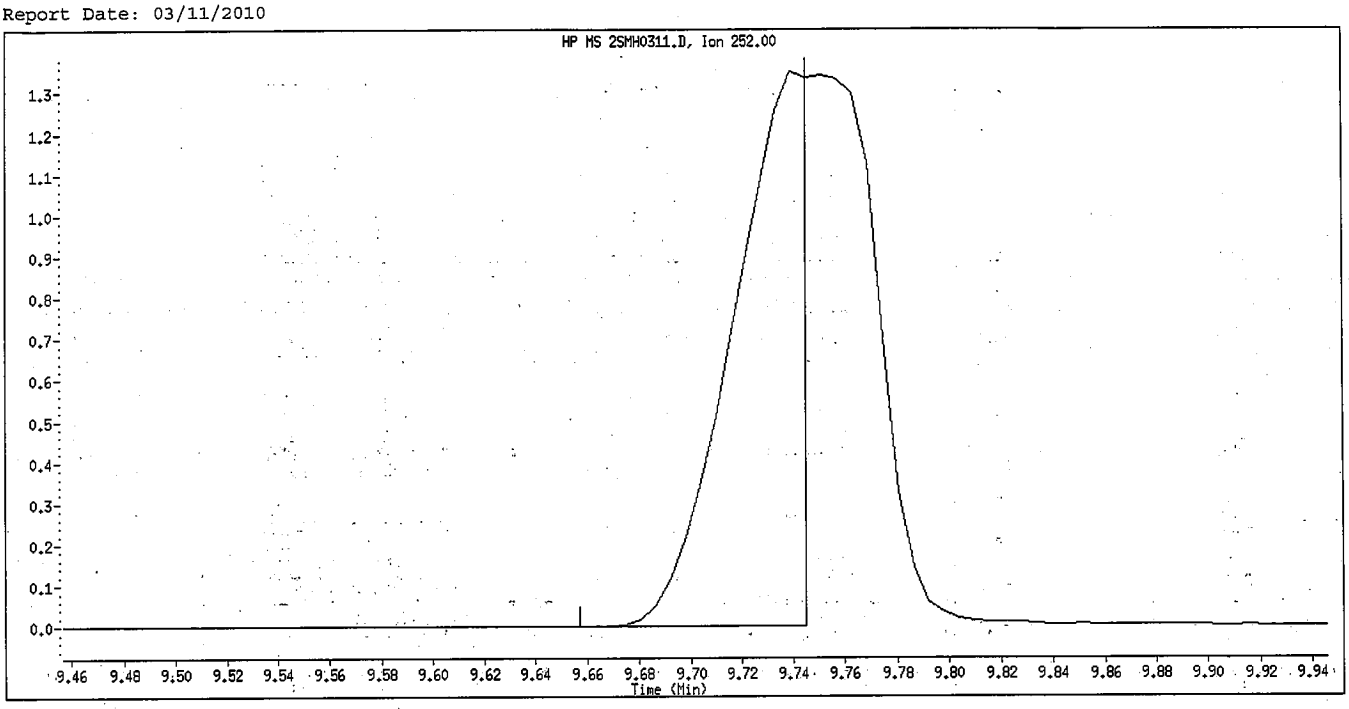

Original Integration

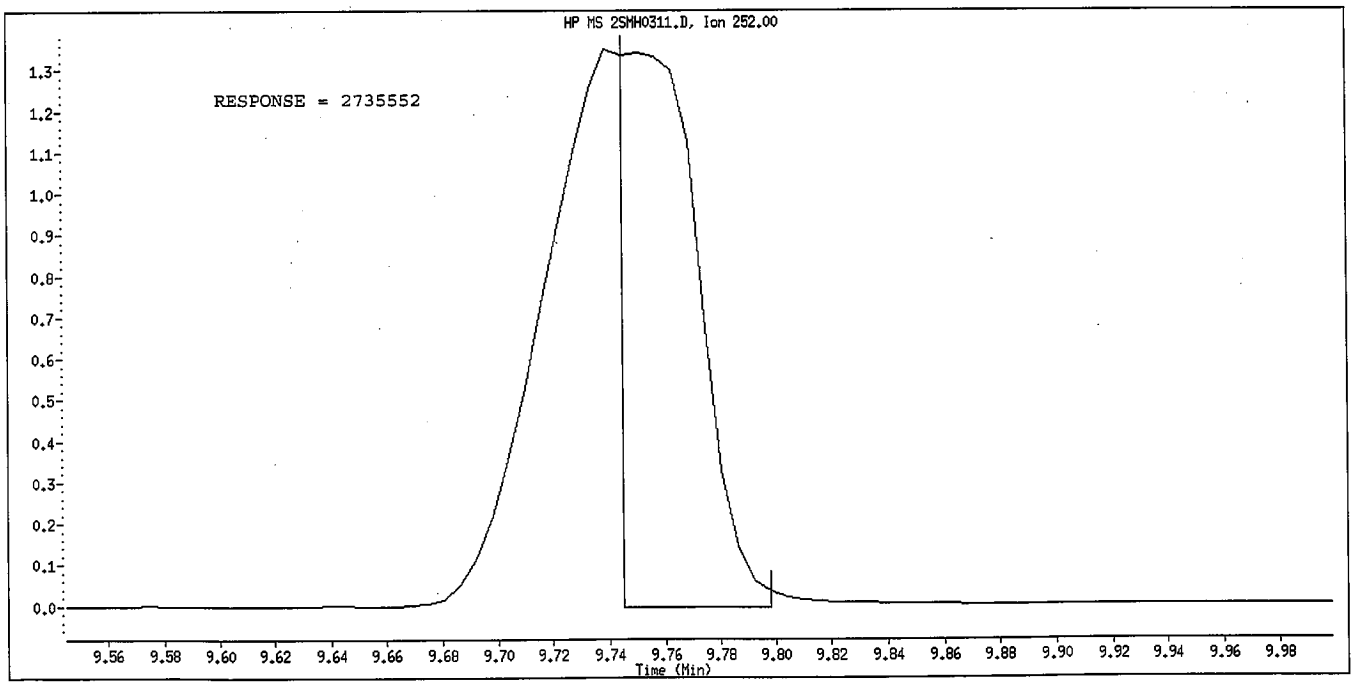

Manual Integration

Manually Integrated By: hulat
Manual Integration Reason: Poor Chromatography

Data File Name: 2SMH0311.D
Inj. Date and Time: 11-MAR-2010 07:40
Instrument ID: a4ag2.i
Client ID:
Compound Name: Indeno(1,2,3-cd)pyrene
CAS #: 193-39-5
Report Date: 03/11/2010

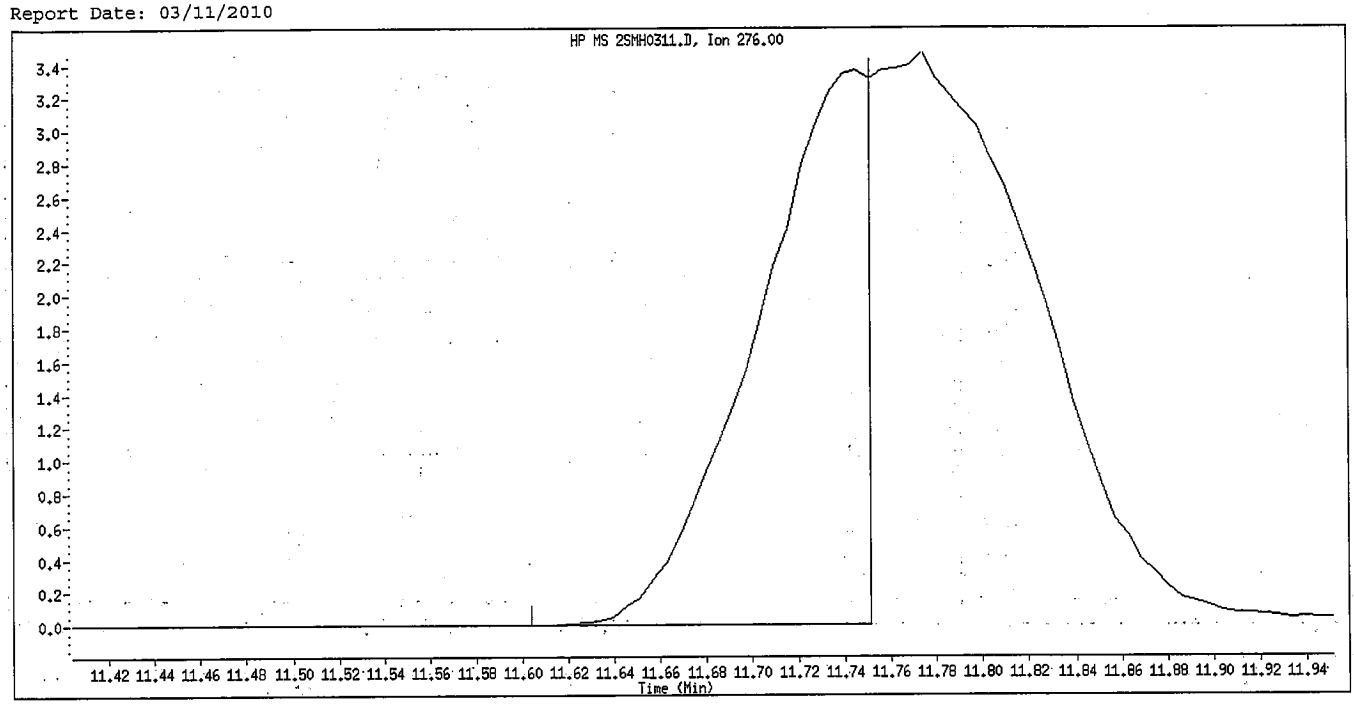

Original Integration

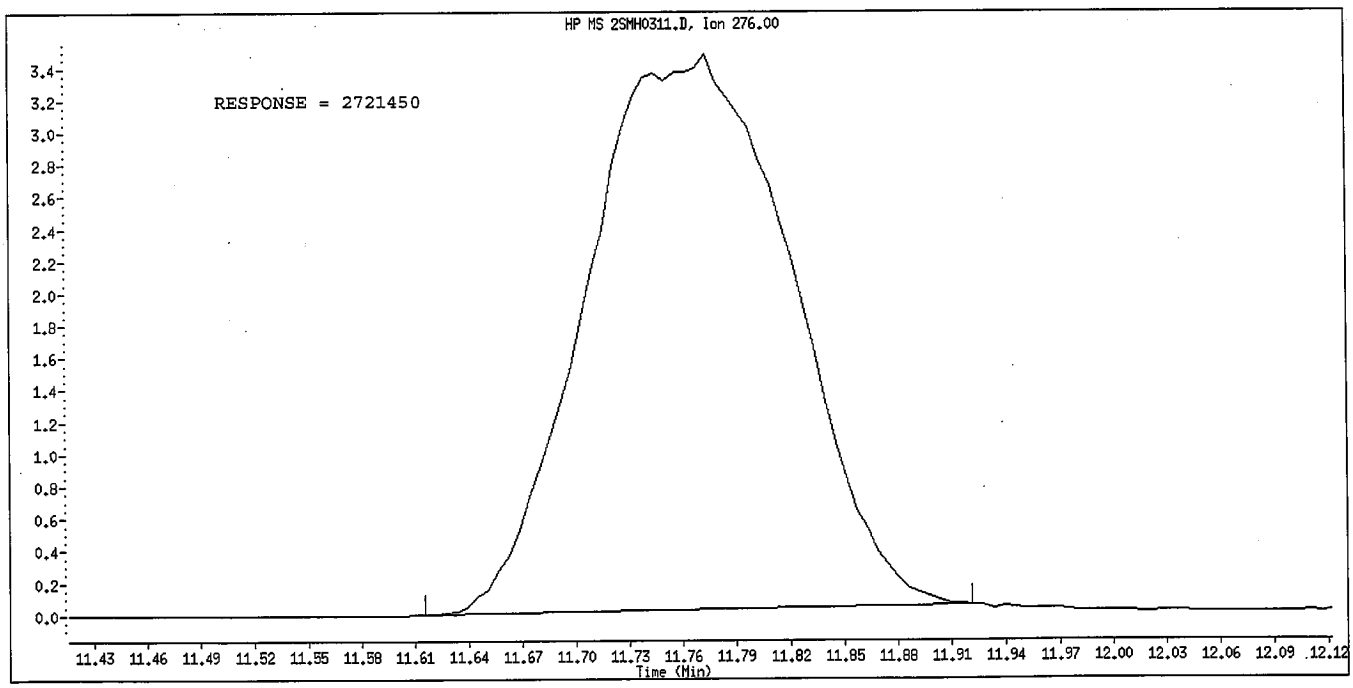

Manual Integration

Manually Integrated By: hulat
Manual Integration Reason: Poor Chromatography

TestAmerica North Canton

RECOVERY REPORT

Client Name: Client SDG: SDGa00195
Sample Matrix: LIQUID Fraction: SV
Lab Smp Id: QCMRL
Level: LOW Operator: 046900
Data Type: MS DATA SampleType: mrl
SpikeList File: qcmrl.spk Quant Type: ISTD
Sublist File: qcmrl.sub
Method File: \\cansvr11\dd\chem\MSS\a4ag2.i\00311A.b\8270C-625.m
Misc Info:

SPIKE	COMPOUND	CONC ADDED ug/L	CONC RECOVERED ug/L	% RECOVERED	LIMITS
82	Acenaphthene	10.000	9.9387	99.39	70-130
79	Acenaphthylene	10.000	9.8621	98.62	70-130
116	Anthracene	10.000	9.8280	98.28	70-130
136	Benzo(a)Anthracene	10.000	9.5451	95.45	70-130
141	Benzo(b)fluoranthe	10.000	9.8289	98.29	70-130
151	Benzo(g,h,i)peryle	10.000	9.5860	95.86	70-130
146	Benzo(a)pyrene	10.000	9.5421	95.42	70-130
29	Benzyl Alcohol	10.000	10.329	103.29	70-130
44	bis(2-Chloroethoxy	10.000	10.158	101.58	70-130
23	bis(2-Chloroethyl)	10.000	9.3097	93.10	70-130
31	bis(2-Chloroisopro	10.000	11.063	110.63	70-130
139	bis(2-ethylhexyl)P	10.000	10.543	105.43	70-130
106	4-Bromophenyl-phen	10.000	9.7802	97.80	70-130
131	Butylbenzylphthala	10.000	9.7002	97.00	70-130
52	4-Chloroaniline	10.000	9.5734	95.73	70-130
70	2-Chloronaphthalen	10.000	9.7992	97.99	70-130
95	4-Chlorophenyl-phe	10.000	9.4815	94.82	70-130
137	Chrysene	10.000	10.272	102.72	70-130
150	Dibenz(a,h)anthrac	10.000	9.0871	90.87	70-130
86	Dibenzofuran	10.000	9.6503	96.50	70-130
120	Di-n-Butylphthalat	10.000	10.012	100.12	70-130
28	1,2-Dichlorobenzen	10.000	10.042	100.42	70-130
26	1,3-Dichlorobenzen	10.000	10.238	102.38	70-130
27	1,4-Dichlorobenzen	10.000	10.007	100.07	70-130
135	3,3'-Dichlorobenzi	10.000	9.8761	98.76	70-130
93	Diethylphthalate	10.000	9.5583	95.58	70-130
76	Dimethylphthalate	10.000	9.6657	96.66	70-130
87	2,4-Dinitrotoluene	10.000	9.4725	94.73	70-130
78	2,6-Dinitrotoluene	10.000	9.4555	94.55	70-130
140	Di-n-octylphthalat	10.000	8.9346	89.35	70-130
123	Fluoranthene	10.000	10.020	100.20	70-130
94	Fluorene	10.000	9.8573	98.57	70-130
107	Hexachlorobenzene	10.000	9.8244	98.24	70-130
56	Hexachlorobutadien	10.000	9.9997	100.00	70-130
64	Hexachlorocyclopen	10.000	9.1438	91.44	70-130
34	Hexachloroethane	10.000	9.9346	99.35	70-130
149	Indeno(1,2,3-cd)py	10.000	9.3558	93.56	70-130
41	Isophorone	10.000	10.170	101.70	70-130
63	1-Methylnaphthalen	10.000	10.036	100.36	70-130
62	2-Methylnaphthalen	10.000	10.272	102.72	70-130

SPIKE	COMPOUND	CONC ADDED ug/L	CONC RECOVERED ug/L	% RECOVERED	LIMITS
51	Naphthalene	10.000	10.096	100.96	70-130
73	2-Nitroaniline	10.000	9.6232	96.23	70-130
81	3-Nitroaniline	10.000	10.203	102.03	70-130
96	4-Nitroaniline	10.000	10.004	100.04	70-130
35	Nitrobenzene	10.000	10.030	100.30	70-130
32	N-Nitroso-di-n-pro	10.000	10.553	105.53	70-130
99	N-Nitrosodiphenyla	10.000	9.8930	98.93	70-130
115	Phenanthrene	10.000	9.9083	99.08	70-130
125	Pyrene	10.000	9.9510	99.51	70-130
50	1,2,4-Trichloroben	10.000	9.9794	99.79	70-130
49	Benzoic Acid	20.000	17.823	89.11	70-130
59	4-Chloro-3-Methylp	10.000	9.7082	97.08	70-130
24	2-Chlorophenol	10.000	10.152	101.52	70-130
48	2,4-Dichlorophenol	10.000	9.9053	99.05	70-130
43	2,4-Dimethylphenol	10.000	10.446	104.46	70-130
98	4,6-Dinitro-2-meth	10.000	10.014	100.14	70-130
83	2,4-Dinitrophenol	20.000	19.526	97.63	70-130
30	2-Methylphenol	10.000	10.159	101.59	70-130
192	4-Methylphenol	10.000	10.298	102.98	70-130
42	2-Nitrophenol	10.000	10.228	102.28	70-130
85	4-Nitrophenol	10.000	9.7936	97.94	70-130
111	Pentachlorophenol	20.000	21.154	105.77	70-130
22	Phenol	10.000	10.439	104.39	70-130
67	2,4,5-Trichlorophe	10.000	10.068	100.68	70-130
66	2,4,6-Trichlorophe	10.000	9.9617	99.62	70-130
119	Carbazole	10.000	10.015	100.15	70-130
142	Benzo(k)fluoranthe	10.000	9.5368	95.37	70-130
37	Acetophenone	10.000	10.333	103.33	70-130
209	Benzaldehyde	10.000	10.757	107.57	70-130
210	Caprolactam	10.000	9.4610	94.61	70-130
211	1,1'-Biphenyl	10.000	9.9120	99.12	70-130
212	Atrazine	10.000	10.099	100.99	70-130

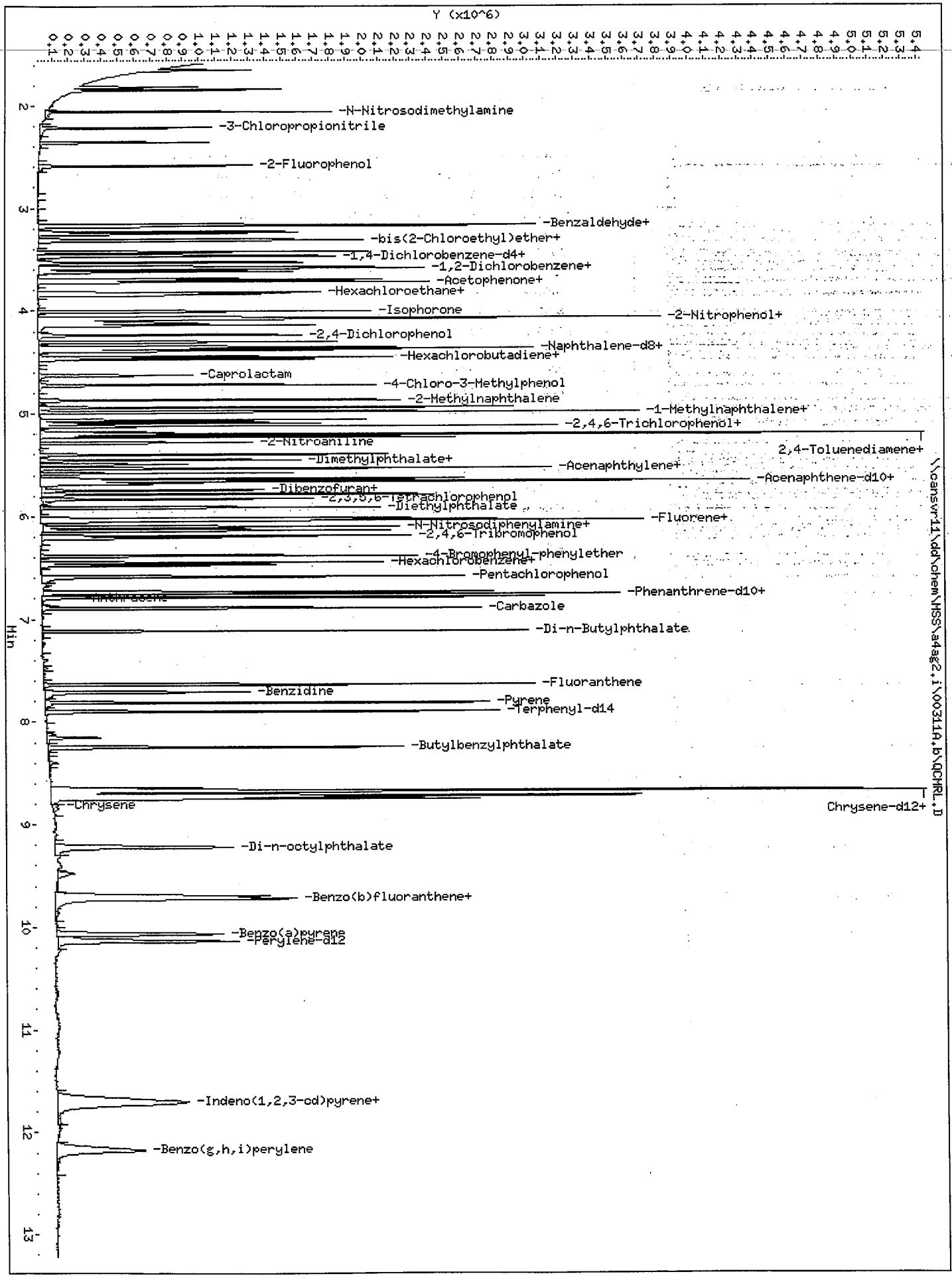
Y (x10^6)
Min
-N-Nitrosodimethylamine
-3-Chloropropionitrile
-2-Fluorophenol
-Benzaldehyde+
-bis(2-Chloroethyl)ether+
-1,4-Dichlorobenzene-d4+
-1,2-Dichlorobenzene+
-Acetophenone+
-Hexachloroethane+
-Isophorone
-2-Nitrophenol+
-2,4-Dichlorophenol
-Naphthalene-d8+
-Hexachlorobutadiene+
-Caprolactam
-4-Chloro-3-Methylphenol
-2-Methylnaphthalene
-1-Methylnaphthalene+
-2,4,6-Trichlorophenol+
-2-Nitroaniline
2,4-Toluenediamene+
-Dimethylphthalate+
-Acenaphthylene+
-Acenaphthene-d10+
-Dibenzofuran+
-2,3,5,6-Tetrachlorophenol
-Diethylphthalate
-Fluorene+
-N-Nitrosodiphenylamine+
-2,4,6-Tribromophenol
-4-Bromophenyl-phenylether
-Hexachlorobenzene+
-Pentachlorophenol
-Phenanthrene-d10+
-Carbazole
-Di-n-Butylphthalate
-Fluoranthene
-Benzidine
-Pyrene
-Terphenyl-d14
-Butylbenzylphthalate
-Chrysene
Chrysene-d12+
-Di-n-octylphthalate
-Benzo(b)fluoranthene+
-Benzo(a)pyrene
-Perylene-d12
-Indeno(1,2,3-cd)pyrene+
-Benzo(g,h,i)perylene
\\cans\vr11\dd\chem\MSS\a4ag2.i\000314.b\QCHRL.D

TestAmerica North Canton

Semivolatile REPORT SW-846 Method 8270

Data file : \\cansvr11\dd\chem\MSS\a4ag2.i\00311A.b\QCMRL.D
Lab Smp Id: QCMRL
Inj Date : 11-MAR-2010 07:58
Operator : 046900 Inst ID: a4ag2.i
Smp Info : QCMRL,00311A.b,8270C-625,3-827042.SUB
Misc Info :
Comment :
Method : \\cansvr11\dd\chem\MSS\a4ag2.i\00311A.b\8270C-625.m
Meth Date : 11-Mar-2010 07:57 hulat Quant Type: ISTD
Cal Date : 10-MAR-2010 09:48 Cal File: 2SML0310.D
Als bottle: 3 QC Sample: mrl
Dil Factor: 1.00000
Integrator: HP RTE Compound Sublist: qcmrl.sub
Target Version: 4.14
Processing Host: CANPMSSV04

Concentration Formula: Amt * DF * Uf * Vt/(Vo * Vi) * CpndVariable

Name	Value	Description
DF	1.000	Dilution Factor
Uf	1.000	ng unit correction factor
Vt	2000.000	Volume of final extract (uL)
Vo	1000.000	Volume of sample extracted (mL)
Vi	0.50000	Volume injected (uL)
Cpnd Variable		Local Compound Variable

Compounds	QUANT SIG MASS	RT	EXP RT	REL RT	RESPONSE	CONCENTRATIONS ON-COLUMN (NG)	FINAL (ug/L)
* 1 1,4-Dichlorobenzene-d4	152	3.463	3.463	(1.000)	174700	2.00000	
* 2 Naphthalene-d8	136	4.357	4.357	(1.000)	740443	2.00000	
* 3 Acenaphthene-d10	164	5.633	5.639	(1.000)	405705	2.00000	
* 4 Phenanthrene-d10	188	6.733	6.739	(1.000)	645057	2.00000	
* 5 Chrysene-d12	240	8.721	8.745	(1.000)	782944	2.00000	
* 6 Perylene-d12	264	10.133	10.180	(1.000)	694752	2.00000	
198 1,4-Dioxane	88	1.651	1.663	(0.477)	127447	2.54764	10.190(QM)
9 Pyridine	79	1.845	1.857	(0.533)	281344	2.38361	9.5344(QM)
10 N-Nitrosodimethylamine	74	1.816	1.822	(0.524)	170211	2.44152	9.7661
12 3-Chloropropionitrile	54	2.216	2.222	(0.640)	168817	2.61686	10.467
209 Benzaldehyde	77	3.163	3.169	(0.913)	216305	2.68936	10.757
21 Aniline	93	3.233	3.239	(0.934)	449062	2.60442	10.418
22 Phenol	94	3.175	3.180	(0.917)	359242	2.60987	10.439
23 bis(2-Chloroethyl)ether	93	3.251	3.257	(0.939)	273620	2.32742	9.3097
24 2-Chlorophenol	128	3.316	3.322	(0.958)	283643	2.53792	10.152
26 1,3-Dichlorobenzene	146	3.427	3.427	(0.990)	287124	2.55951	10.238
27 1,4-Dichlorobenzene	146	3.475	3.475	(1.003)	282313	2.50166	10.007
28 1,2-Dichlorobenzene	146	3.580	3.586	(1.034)	273265	2.51039	10.042
29 Benzyl Alcohol	108	3.533	3.533	(1.020)	186119	2.58226	10.329
30 2-Methylphenol	108	3.592	3.598	(1.037)	256472	2.53969	10.159

	Compounds	QUANT SIG MASS	RT	EXP RT	REL RT	RESPONSE	CONCENTRATIONS ON-COLUMN (NG)	FINAL (ug/L)
31	bis(2-Chloroisopropyl)ether	45	3.622	3.622	(1.046)	409522	2.76567	11.063
37	Acetophenone	105	3.722	3.727	(1.075)	391500	2.58328	10.333
32	N-Nitroso-di-n-propylamine	70	3.710	3.716	(1.071)	236265	2.63822	10.553
192	4-Methylphenol	108	3.692	3.698	(1.066)	271408	2.57450	10.298
34	Hexachloroethane	117	3.822	3.822	(1.104)	119702	2.48366	9.9346
35	Nitrobenzene	77	3.851	3.851	(0.884)	331656	2.50752	10.030
41	Isophorone	82	4.010	4.010	(0.920)	608203	2.54253	10.170
42	2-Nitrophenol	139	4.074	4.075	(0.935)	151584	2.55703	10.228
43	2,4-Dimethylphenol	107	4.074	4.075	(0.935)	311215	2.61146	10.446
44	bis(2-Chloroethoxy)methane	93	4.139	4.145	(0.950)	332793	2.53946	10.158
46	2,4-Toluenediamene	121	5.180	5.186	(1.189)	133470	2.42986	9.7194
47	1,3,5-Trichlorobenzene	180	4.086	4.086	(0.938)	243059	2.48819	9.9528
48	2,4-Dichlorophenol	162	4.239	4.239	(0.973)	206344	2.47634	9.9053
49	Benzoic Acid	122	4.122	4.157	(0.946)	267957	4.45566	17.823(M)
50	1,2,4-Trichlorobenzene	180	4.310	4.310	(0.989)	238035	2.49485	9.9794
51	Naphthalene	128	4.369	4.374	(1.003)	856959	2.52395	10.096
52	4-Chloroaniline	127	4.386	4.392	(1.007)	334053	2.39335	9.5734
56	Hexachlorobutadiene	225	4.451	4.457	(1.022)	138903	2.49993	9.9997
210	Caprolactam	113	4.627	4.651	(1.062)	83473	2.36526	9.4610
57	1,2,3-Trichlorobenzene	180	4.474	4.474	(1.027)	222572	2.47813	9.9125
59	4-Chloro-3-Methylphenol	107	4.722	4.727	(1.084)	240956	2.42705	9.7082
62	2-Methylnaphthalene	142	4.869	4.869	(1.117)	470920	2.56808	10.272
63	1-Methylnaphthalene	142	4.939	4.945	(1.134)	527790	2.50896	10.036
64	Hexachlorocyclopentadiene	237	4.986	4.986	(0.885)	148532	2.28595	9.1438
66	2,4,6-Trichlorophenol	196	5.063	5.069	(0.899)	153643	2.49042	9.9617
67	2,4,5-Trichlorophenol	196	5.092	5.098	(0.904)	163251	2.51696	10.068
211	1,1'-Biphenyl	154	5.198	5.204	(0.923)	702731	2.47799	9.9120
68	1,2,3,5-Tetrachlorobenzene	216	4.980	4.986	(0.884)	234895	2.35200	9.4080
70	2-Chloronaphthalene	162	5.227	5.233	(0.928)	490791	2.44981	9.7992
73	2-Nitroaniline	65	5.280	5.286	(0.937)	172992	2.40580	9.6232
74	1,2,3,4-Tetrachlorobenzene	216	5.198	5.204	(0.923)	222541	2.45744	9.8298
76	Dimethylphthalate	163	5.398	5.404	(0.958)	568734	2.41643	9.6657
78	2,6-Dinitrotoluene	165	5.451	5.457	(0.968)	121399	2.36387	9.4555
79	Acenaphthylene	152	5.533	5.539	(0.982)	817966	2.46552	9.8621
80	1,2-Dinitrobenzene	168	5.498	5.504	(0.976)	59027	2.28833	9.1533
81	3-Nitroaniline	138	5.580	5.586	(0.991)	146384	2.55087	10.203
82	Acenaphthene	153	5.663	5.663	(1.005)	536765	2.48468	9.9387
83	2,4-Dinitrophenol	184	5.657	5.663	(1.004)	167386	4.88163	19.526(Q)
85	4-Nitrophenol	109	5.680	5.686	(1.008)	94165	2.44839	9.7936
86	Dibenzofuran	168	5.786	5.792	(1.027)	707760	2.41259	9.6503
87	2,4-Dinitrotoluene	165	5.751	5.757	(1.021)	166635	2.36813	9.4725
91	2,3,5,6-Tetrachlorophenol	232	5.833	5.839	(1.035)	131888	2.33697	9.3479
93	Diethylphthalate	149	5.910	5.921	(1.049)	599289	2.38958	9.5583
94	Fluorene	166	6.039	6.045	(1.072)	606949	2.46432	9.8573
95	4-Chlorophenyl-phenylether	204	6.021	6.021	(1.069)	269246	2.37039	9.4815
96	4-Nitroaniline	138	6.033	6.039	(1.071)	164424	2.50107	10.004
98	4,6-Dinitro-2-methylphenol	198	6.051	6.063	(0.899)	89523	2.50350	10.014
99	N-Nitrosodiphenylamine	169	6.104	6.110	(0.907)	415088	2.47325	9.8930
100	1,2-Diphenylhydrazine	77	6.133	6.145	(0.911)	727139	2.45421	9.8168
106	4-Bromophenyl-phenylether	248	6.380	6.386	(0.948)	155870	2.44506	9.7802
107	Hexachlorobenzene	284	6.451	6.457	(0.958)	162825	2.45611	9.8244
212	Atrazine	200	6.474	6.486	(0.962)	107479	2.52480	10.099
111	Pentachlorophenol	266	6.586	6.592	(0.978)	204103	5.28862	21.154
115	Phenanthrene	178	6.751	6.757	(1.003)	850774	2.47709	9.9083

	Compounds	QUANT SIG MASS	RT	EXP RT	REL RT	RESPONSE	CONCENTRATIONS ON-COLUMN (NG)	CONCENTRATIONS FINAL (ug/L)
116	Anthracene	178	6.786	6.798	(1.008)	846796	2.45701	9.8280
119	Carbazole	167	6.892	6.904	(1.024)	807259	2.50371	10.015
120	Di-n-Butylphthalate	149	7.115	7.121	(1.057)	1016598	2.50290	10.012
123	Fluoranthene	202	7.639	7.645	(1.135)	887304	2.50506	10.020
124	Benzidine	184	7.715	7.721	(0.885)	479290	2.44408	9.7763
125	Pyrene	202	7.815	7.821	(0.896)	956147	2.48775	9.9510
131	Butylbenzylphthalate	149	8.245	8.262	(0.945)	445062	2.42504	9.7002
133	3,3'-Dimethoxybenzidine	244	8.645	8.668	(0.991)	198888	2.42461	9.6984
135	3,3'-Dichlorobenzidine	252	8.674	8.698	(0.995)	355263	2.46903	9.8761
136	Benzo(a)Anthracene	228	8.715	8.739	(0.999)	938800	2.38627	9.5451
137	Chrysene	228	8.745	8.768	(1.003)	913941	2.56797	10.272
138	4,4'-Methylene bis(o-chloroan	231	8.668	8.692	(0.994)	170999	2.44618	9.7847
139	bis(2-ethylhexyl)Phthalate	149	8.674	8.692	(0.995)	700289	2.63578	10.543
140	Di-n-octylphthalate	149	9.221	9.251	(0.910)	990064	2.23365	8.9346
141	Benzo(b)fluoranthene	252	9.698	9.739	(0.957)	931588	2.45722	9.8289
142	Benzo(k)fluoranthene	252	9.721	9.751	(0.959)	933543	2.38420	9.5368(H)
146	Benzo(a)pyrene	252	10.068	10.109	(0.994)	818276	2.38552	9.5421
149	Indeno(1,2,3-cd)pyrene	276	11.686	11.774	(1.153)	947758	2.33896	9.3558
150	Dibenz(a,h)anthracene	278	11.715	11.803	(1.156)	784486	2.27177	9.0871(M)
151	Benzo(g,h,i)perylene	276	12.180	12.298	(1.202)	773077	2.39649	9.5860
101	Diphenylamine	169	6.104	6.110	(0.907)	415088	2.47325	9.8930

QC Flag Legend

Q - Qualifier signal failed the ratio test.
M - Compound response manually integrated.
H - Operator selected an alternate compound hit.

Data File Name: QCMRL.D
Inj. Date and Time: 11-MAR-2010 07:58
Instrument ID: a4ag2.i
Client ID:
Compound Name: 1,4-Dioxane
CAS #: 123-91-1
Report Date: 03/11/2010

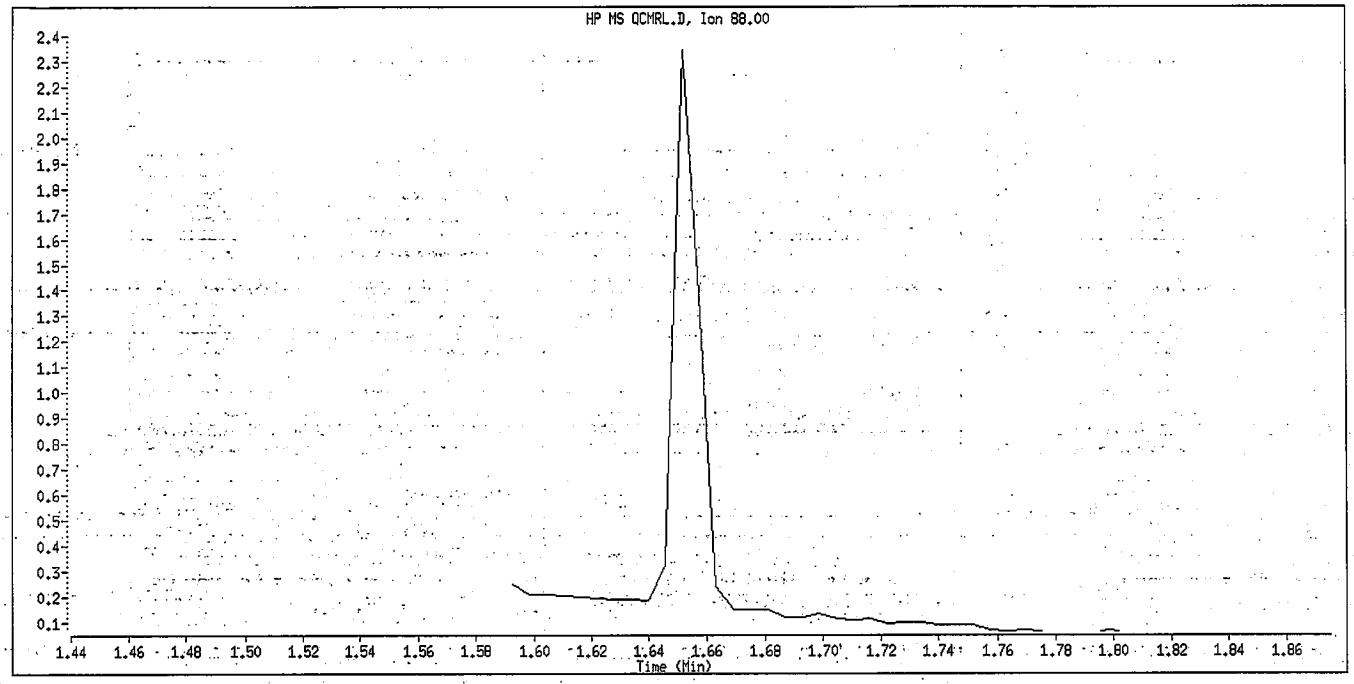

Original Integration

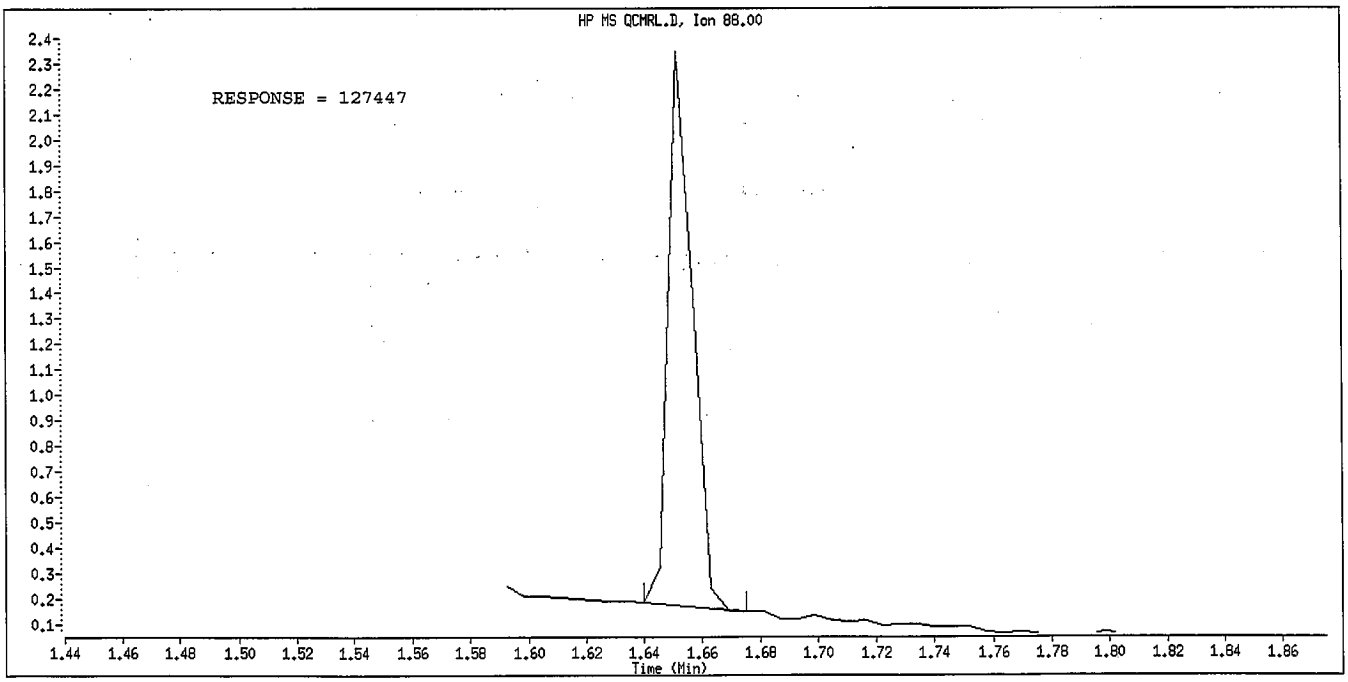

Manual Integration

Manually Integrated By: hulat
Manual Integration Reason: Peak not found

Data File Name: QCMRL.D
Inj. Date and Time: 11-MAR-2010 07:58
Instrument ID: a4ag2.i
Client ID:
Compound Name: Pyridine
CAS #: 110-86-1
Report Date: 03/11/2010

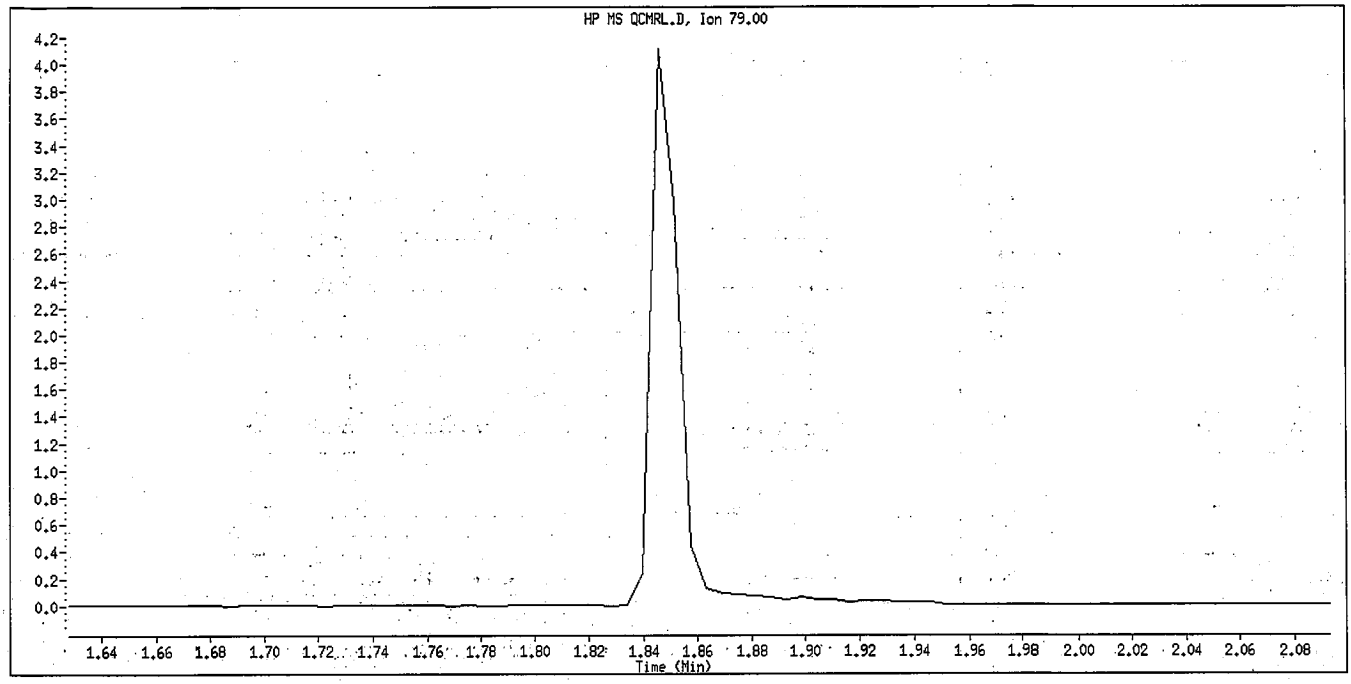

Original Integration

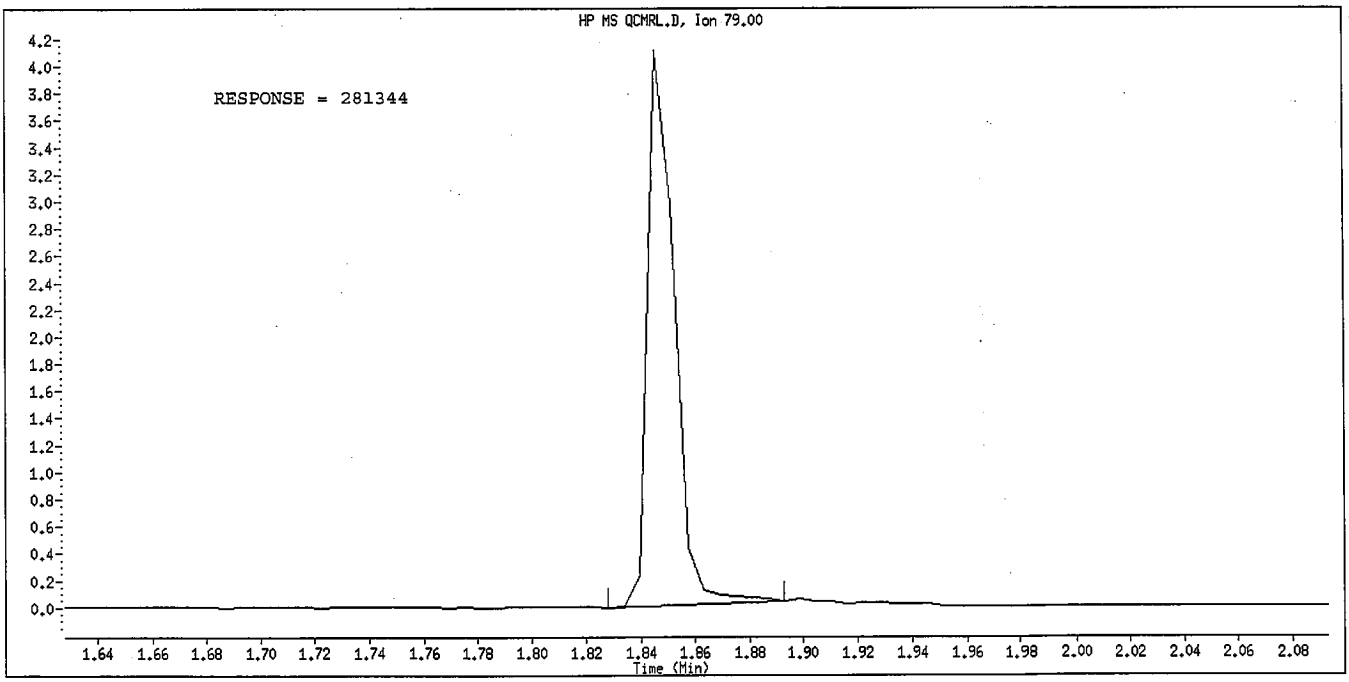

Manual Integration

Manually Integrated By: hulat
Manual Integration Reason: Peak not found

Data File Name: QCMRL.D
Inj. Date and Time: 11-MAR-2010 07:58
Instrument ID: a4ag2.i
Client ID:
Compound Name: Benzoic Acid
CAS #: 65-85-0
Report Date: 03/11/2010

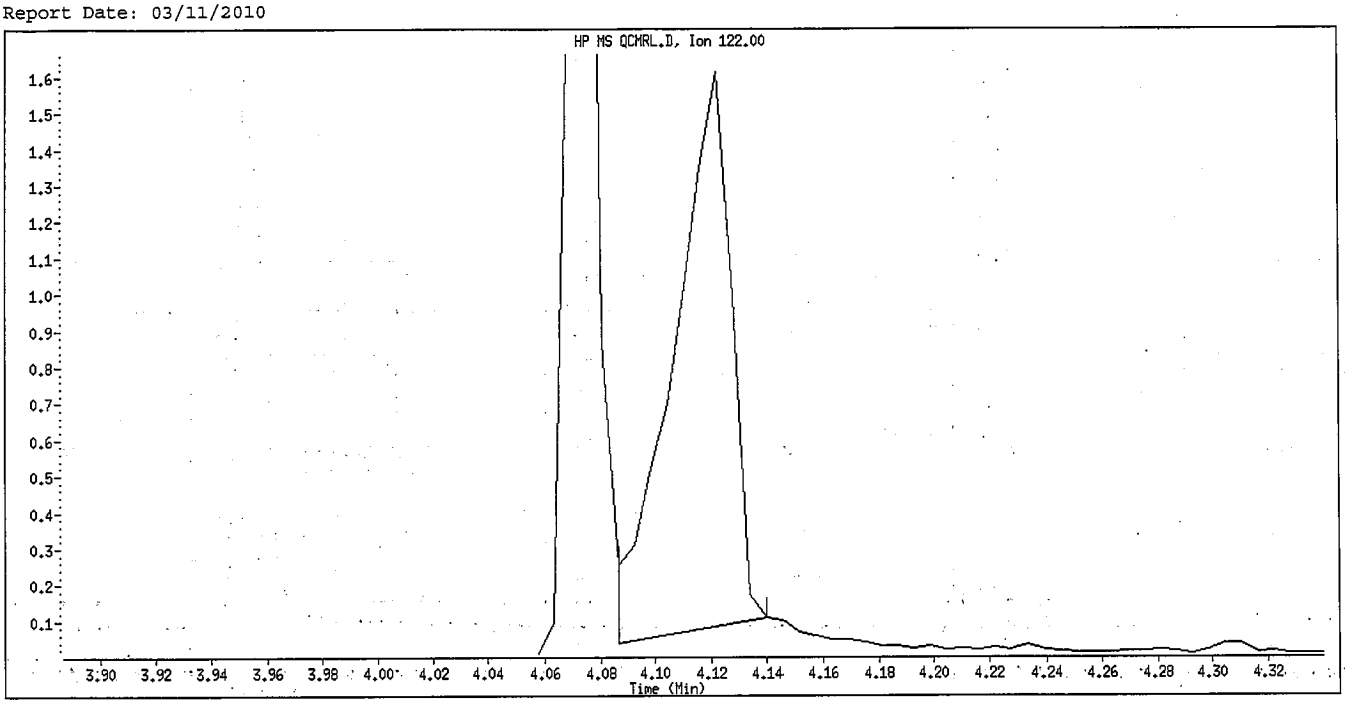

Original Integration

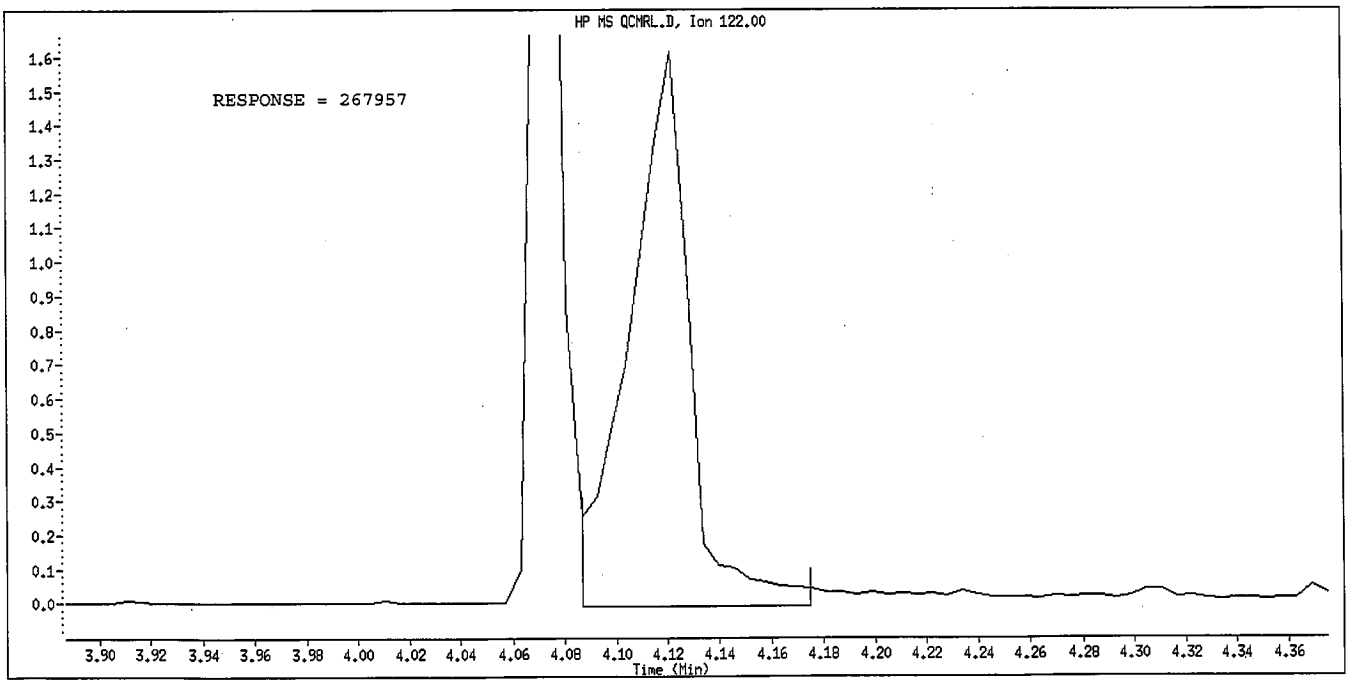

Manual Integration

Manually Integrated By: hulat
Manual Integration Reason: Poor Chromatography

Data File Name: QCMRL.D
Inj. Date and Time: 11-MAR-2010 07:58
Instrument ID: a4ag2.i
Client ID:
Compound Name: Dibenz(a,h)anthracene
CAS #: 53-70-3
Report Date: 03/11/2010

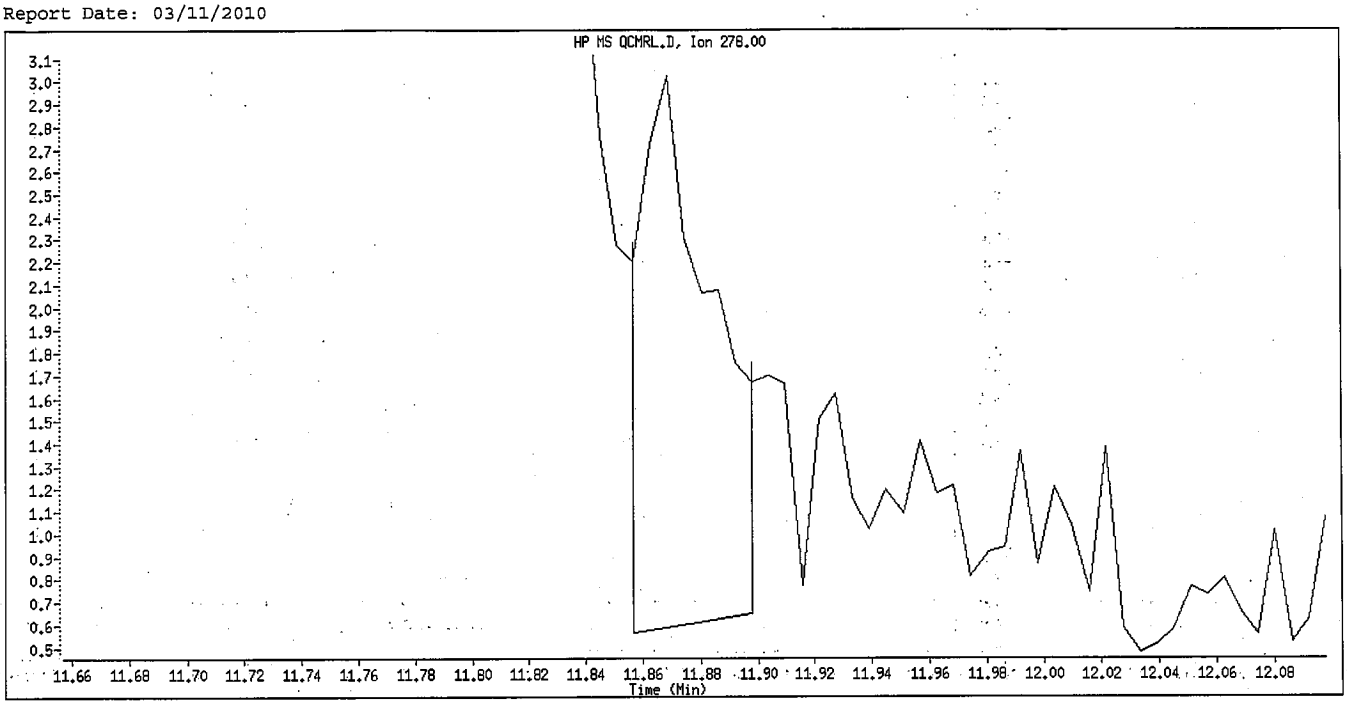

Original Integration

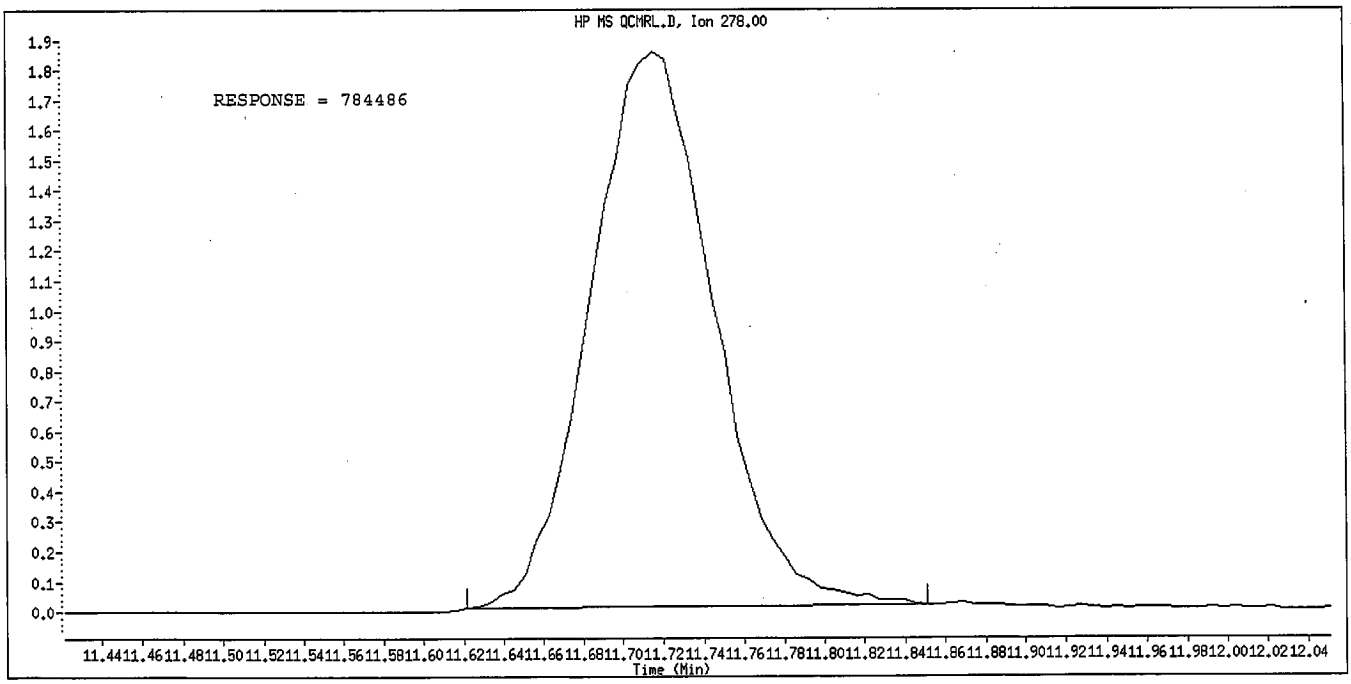

Manual Integration

Manually Integrated By: hulat
Manual Integration Reason: Peak not found

TestAmerica North Canton

RECOVERY REPORT

Client Name:
Sample Matrix: LIQUID
Lab Smp Id: QCMRL2
Level: LOW
Data Type: MS DATA
SpikeList File: qcmrl.spk
Sublist File: qcmrl.sub
Method File: \\cansvr11\dd\chem\MSS\a4ag2.i\00311A.b\8270C-625.m
Misc Info:

Client SDG: SDGa00195
Fraction: SV

Operator: 046900
SampleType: mrl
Quant Type: ISTD

SPIKE	COMPOUND	CONC ADDED ug/L	CONC RECOVERED ug/L	% RECOVERED	LIMITS
82	Acenaphthene	10.000	9.7789	97.79	70-130
79	Acenaphthylene	10.000	9.9263	99.26	70-130
116	Anthracene	10.000	10.085	100.85	70-130
136	Benzo(a)Anthracene	10.000	9.4322	94.32	70-130
141	Benzo(b)fluoranthe	10.000	8.2680	82.68	70-130
151	Benzo(g,h,i)peryle	10.000	5.4317	54.32*	70-130
146	Benzo(a)pyrene	10.000	9.2718	92.72	70-130
29	Benzyl Alcohol	10.000	11.181	111.81	70-130
44	bis(2-Chloroethoxy	10.000	10.035	100.35	70-130
23	bis(2-Chloroethyl)	10.000	12.829	128.29	70-130
31	bis(2-Chloroisopro	10.000	10.719	107.19	70-130
139	bis(2-ethylhexyl)P	10.000	10.527	105.27	70-130
106	4-Bromophenyl-phen	10.000	9.4258	94.26	70-130
131	Butylbenzylphthala	10.000	10.024	100.24	70-130
52	4-Chloroaniline	10.000	10.764	107.64	70-130
70	2-Chloronaphthalen	10.000	9.6430	96.43	70-130
95	4-Chlorophenyl-phe	10.000	9.9316	99.32	70-130
137	Chrysene	10.000	12.461	124.61	70-130
150	Dibenz(a,h)anthrac	10.000	8.8923	88.92	70-130
86	Dibenzofuran	10.000	9.7566	97.57	70-130
120	Di-n-Butylphthalat	10.000	10.134	101.34	70-130
28	1,2-Dichlorobenzen	10.000	10.119	101.19	70-130
26	1,3-Dichlorobenzen	10.000	9.9650	99.65	70-130
27	1,4-Dichlorobenzen	10.000	9.8504	98.50	70-130
135	3,3'-Dichlorobenzi	10.000	8.7014	87.01	70-130
93	Diethylphthalate	10.000	10.081	100.81	70-130
76	Dimethylphthalate	10.000	9.7673	97.67	70-130
87	2,4-Dinitrotoluene	10.000	10.142	101.42	70-130
78	2,6-Dinitrotoluene	10.000	10.112	101.12	70-130
140	Di-n-octylphthalat	10.000	10.161	101.61	70-130
123	Fluoranthene	10.000	10.080	100.80	70-130
94	Fluorene	10.000	10.219	102.19	70-130
107	Hexachlorobenzene	10.000	9.1366	91.37	70-130
56	Hexachlorobutadien	10.000	9.3481	93.48	70-130
64	Hexachlorocyclopen	10.000	0.62952	6.30*	70-130
34	Hexachloroethane	10.000	3.7294	37.29*	70-130
149	Indeno(1,2,3-cd)py	10.000	9.3670	93.67	70-130
41	Isophorone	10.000	9.6218	96.22	70-130
63	1-Methylnaphthalen	10.000	10.700	107.00	70-130
62	2-Methylnaphthalen	10.000	10.630	106.30	70-130

SPIKE	COMPOUND	CONC ADDED ug/L	CONC RECOVERED ug/L	% RECOVERED	LIMITS
51	Naphthalene	10.000	9.9225	99.23	70-130
73	2-Nitroaniline	10.000	10.354	103.54	70-130
81	3-Nitroaniline	10.000	10.267	102.67	70-130
96	4-Nitroaniline	10.000	10.268	102.68	70-130
35	Nitrobenzene	10.000	9.7776	97.78	70-130
32	N-Nitroso-di-n-pro	10.000	10.952	109.52	70-130
99	N-Nitrosodiphenyla	10.000	9.9682	99.68	70-130
115	Phenanthrene	10.000	9.8223	98.22	70-130
125	Pyrene	10.000	9.7256	97.26	70-130
50	1,2,4-Trichloroben	10.000	9.6960	96.96	70-130
49	Benzoic Acid	20.000	20.093	100.46	70-130
59	4-Chloro-3-Methylp	10.000	10.827	108.27	70-130
24	2-Chlorophenol	10.000	10.425	104.25	70-130
48	2,4-Dichlorophenol	10.000	10.308	103.08	70-130
43	2,4-Dimethylphenol	10.000	10.628	106.28	70-130
98	4,6-Dinitro-2-meth	10.000	7.4418	74.42	70-130
83	2,4-Dinitrophenol	20.000	12.255	61.27*	70-130
30	2-Methylphenol	10.000	11.198	111.98	70-130
192	4-Methylphenol	10.000	11.223	112.23	70-130
42	2-Nitrophenol	10.000	9.6978	96.98	70-130
85	4-Nitrophenol	10.000	11.366	113.66	70-130
111	Pentachlorophenol	20.000	21.025	105.13	70-130
22	Phenol	10.000	10.496	104.96	70-130
67	2,4,5-Trichlorophe	10.000	10.527	105.27	70-130
66	2,4,6-Trichlorophe	10.000	9.6026	96.03	70-130
119	Carbazole	10.000	9.8582	98.58	70-130
142	Benzo(k)fluoranthe	10.000	9.5188	95.19	70-130
37	Acetophenone	10.000	11.019	110.19	70-130
209	Benzaldehyde	10.000	10.986	109.86	70-130
210	Caprolactam	10.000	10.098	100.98	70-130
211	1,1'-Biphenyl	10.000	9.3998	94.00	70-130
212	Atrazine	10.000	9.8160	98.16	70-130

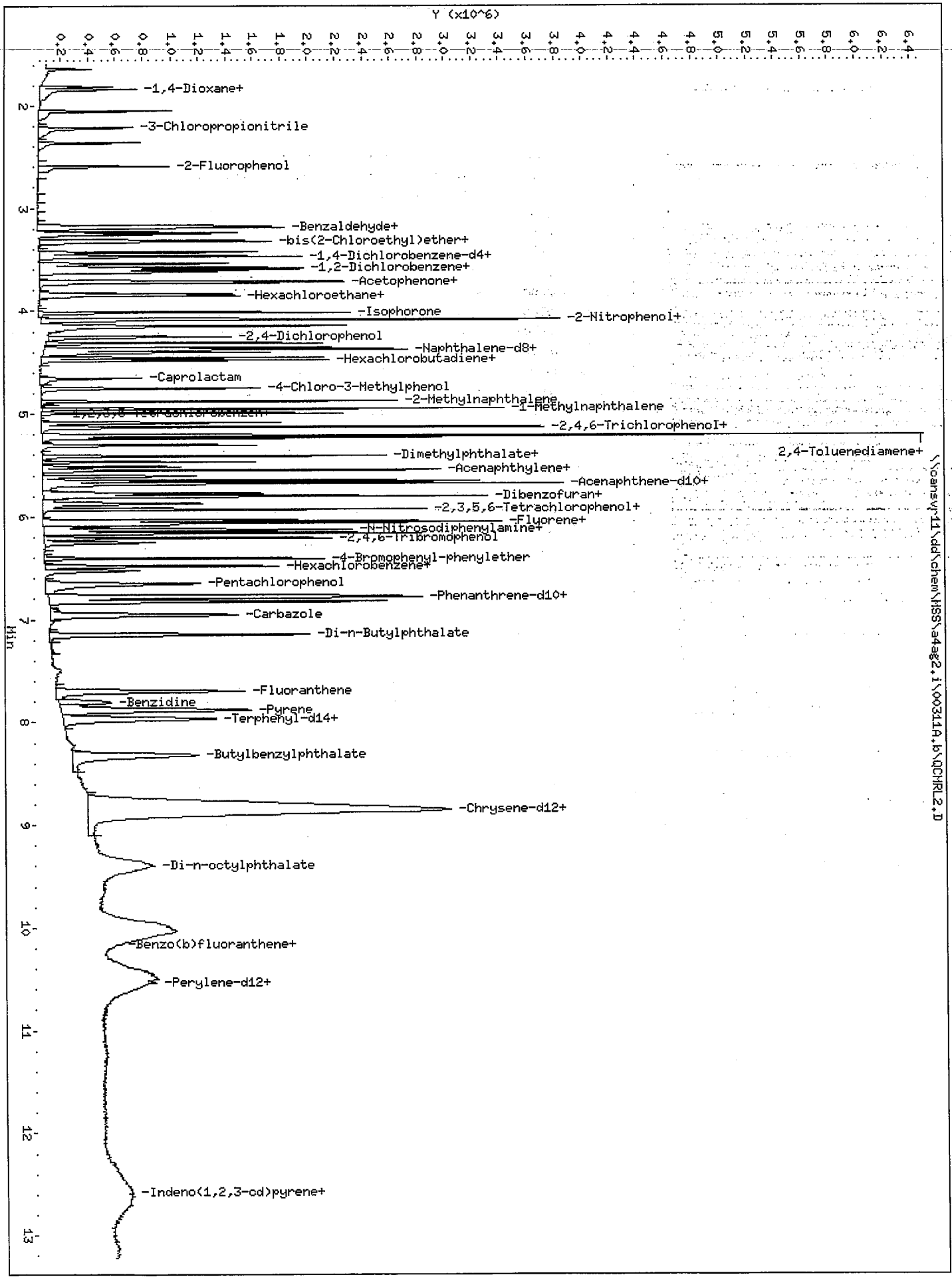
Y (x10^6)
Min
-1,4-Dioxane+
-3-Chloropropionitrile
-2-Fluorophenol
-Benzaldehyde+
-bis(2-Chloroethyl)ether+
-1,4-Dichlorobenzene-d4+
-1,2-Dichlorobenzene+
-Acetophenone+
-Hexachloroethane+
-Isophorone
-2-Nitrophenol+
-2,4-Dichlorophenol
-Naphthalene-d8+
-Hexachlorobutadiene+
-Caprolactam
-4-Chloro-3-Methylphenol
-2-Methylnaphthalene
-1-Methylnaphthalene
-2,4,6-Trichlorophenol+
2,4-Toluenediamene+
-Dimethylphthalate+
-Acenaphthylene+
-Acenaphthene-d10+
-Dibenzofuran+
-2,3,5,6-Tetrachlorophenol+
-Fluorene+
-N-Nitrosodiphenylamine+
-2,4,6-Tribromophenol
-4-Bromophenyl-phenylether
-Hexachlorobenzene+
-Pentachlorophenol
-Phenanthrene-d10+
-Carbazole
-Di-n-Butylphthalate
-Fluoranthene
-Benzidine
-Pyrene
-Terphenyl-d14+
-Butylbenzylphthalate
-Chrysene-d12+
-Di-n-octylphthalate
-Benzo(b)fluoranthene+
-Perylene-d12+
-Indeno(1,2,3-cd)pyrene+
\\canswr11\dd\chem\MSS\a4ag2.i\00314A.b\QCMRL2.D

TestAmerica North Canton

Semivolatile REPORT SW-846 Method 8270

Data file : \\cansvr11\dd\chem\MSS\a4ag2.i\00311A.b\QCMRL2.D
Lab Smp Id: QCMRL2
Inj Date : 11-MAR-2010 14:19
Operator : 046900 Inst ID: a4ag2.i
Smp Info : QCMRL2,00311A.b,8270C-625,3-827042.SUB
Misc Info :
Comment :
Method : \\cansvr11\dd\chem\MSS\a4ag2.i\00311A.b\8270C-625.m
Meth Date : 11-Mar-2010 08:21 hulat Quant Type: ISTD
Cal Date : 10-MAR-2010 09:48 Cal File: 2SML0310.D
Als bottle: 3 QC Sample: mrl
Dil Factor: 1.00000
Integrator: HP RTE Compound Sublist: qcmrl.sub
Target Version: 4.14
Processing Host: CANPMSSV04

Concentration Formula: Amt * DF * Uf * Vt/(Vo * Vi) * CpndVariable

Name	Value	Description
DF	1.000	Dilution Factor
Uf	1.000	ng unit correction factor
Vt	2000.000	Volume of final extract (uL)
Vo	1000.000	Volume of sample extracted (mL)
Vi	0.50000	Volume injected (uL)
Cpnd Variable		Local Compound Variable

	Compounds	QUANT SIG MASS	RT	EXP RT	REL RT	RESPONSE	CONCENTRATIONS ON-COLUMN (NG)	FINAL (ug/L)	
* 1	1,4-Dichlorobenzene-d4	152	3.463	3.463	(1.000)	170401	2.00000		
* 2	Naphthalene-d8	136	4.363	4.357	(1.000)	798489	2.00000		
* 3	Acenaphthene-d10	164	5.651	5.639	(1.000)	497636	2.00000		
* 4	Phenanthrene-d10	188	6.768	6.739	(1.000)	880411	2.00000		
* 5	Chrysene-d12	240	8.857	8.745	(1.000)	1100851	2.00000		(H)
* 6	Perylene-d12	264	10.533	10.180	(1.000)	915268	2.00000		(QM)
198	1,4-Dioxane	88	1.639	1.663	(0.474)	118713	2.43292	9.7317	
9	Pyridine	79	1.839	1.857	(0.531)	280548	2.43683	9.7473	
10	N-Nitrosodimethylamine	74	1.810	1.822	(0.523)	170064	2.50095	10.004	
12	3-Chloropropionitrile	54	2.216	2.222	(0.640)	153786	2.44401	9.7760	
209	Benzaldehyde	77	3.169	3.169	(0.915)	215464	2.74649	10.986	
21	Aniline	93	3.233	3.239	(0.934)	395203	2.34988	9.3995	
22	Phenol	94	3.192	3.180	(0.922)	352312	2.62410	10.496	
23	bis(2-Chloroethyl)ether	93	3.257	3.257	(0.941)	367790	3.20736	12.829	
24	2-Chlorophenol	128	3.322	3.322	(0.959)	284114	2.60627	10.425	
26	1,3-Dichlorobenzene	146	3.428	3.427	(0.990)	272590	2.49126	9.9650	
27	1,4-Dichlorobenzene	146	3.475	3.475	(1.003)	271065	2.46259	9.8504	
28	1,2-Dichlorobenzene	146	3.586	3.586	(1.036)	268600	2.52979	10.119	
29	Benzyl Alcohol	108	3.539	3.533	(1.022)	196514	2.79526	11.181	
30	2-Methylphenol	108	3.604	3.598	(1.041)	275762	2.79960	11.198	

	Compounds	QUANT SIG MASS	RT	EXP RT	REL RT	RESPONSE	CONCENTRATIONS ON-COLUMN (NG)	CONCENTRATIONS FINAL (ug/L)
31	bis(2-Chloroisopropyl)ether	45	3.622	3.622	(1.046)	387021	2.67965	10.719
37	Acetophenone	105	3.728	3.727	(1.076)	407216	2.75477	11.019
32	N-Nitroso-di-n-propylamine	70	3.716	3.716	(1.073)	239169	2.73803	10.952
192	4-Methylphenol	108	3.710	3.698	(1.071)	288511	2.80578	11.223
34	Hexachloroethane	117	3.822	3.822	(1.104)	43829	0.93234	3.7294(R)
35	Nitrobenzene	77	3.857	3.851	(0.884)	348653	2.44440	9.7776
41	Isophorone	82	4.016	4.010	(0.920)	620524	2.40546	9.6218
42	2-Nitrophenol	139	4.080	4.075	(0.935)	154992	2.42446	9.6978
43	2,4-Dimethylphenol	107	4.086	4.075	(0.937)	341452	2.65690	10.628
44	bis(2-Chloroethoxy)methane	93	4.145	4.145	(0.950)	354542	2.50875	10.035
46	2,4-Toluenediamene	121	5.204	5.186	(1.193)	151195	2.55245	10.210
47	1,3,5-Trichlorobenzene	180	4.092	4.086	(0.938)	255357	2.42405	9.6962
48	2,4-Dichlorophenol	162	4.251	4.239	(0.974)	231558	2.57692	10.308
49	Benzoic Acid	122	4.157	4.157	(0.953)	335624	5.02324	20.093(M)
50	1,2,4-Trichlorobenzene	180	4.316	4.310	(0.989)	249407	2.42401	9.6960
51	Naphthalene	128	4.375	4.374	(1.003)	908280	2.48064	9.9225
52	4-Chloroaniline	127	4.398	4.392	(1.008)	405036	2.69096	10.764
56	Hexachlorobutadiene	225	4.457	4.457	(1.022)	140031	2.33702	9.3481
210	Caprolactam	113	4.657	4.651	(1.067)	96075	2.52444	10.098
57	1,2,3-Trichlorobenzene	180	4.480	4.474	(1.027)	240330	2.48133	9.9253
59	4-Chloro-3-Methylphenol	107	4.751	4.727	(1.089)	289790	2.70675	10.827
62	2-Methylnaphthalene	142	4.874	4.869	(1.117)	525531	2.65755	10.630
63	1-Methylnaphthalene	142	4.951	4.945	(1.135)	606826	2.67498	10.700
64	Hexachlorocyclopentadiene	237	4.992	4.986	(0.883)	2489	0.15738	0.62952(QRM)
66	2,4,6-Trichlorophenol	196	5.086	5.069	(0.900)	181664	2.40064	9.6026
67	2,4,5-Trichlorophenol	196	5.127	5.098	(0.907)	209376	2.63176	10.527
211	1,1'-Biphenyl	154	5.210	5.204	(0.922)	817433	2.34996	9.3998
68	1,2,3,5-Tetrachlorobenzene	216	4.992	4.986	(0.883)	261632	2.13577	8.5431
70	2-Chloronaphthalene	162	5.239	5.233	(0.927)	592404	2.41075	9.6430
73	2-Nitroaniline	65	5.304	5.286	(0.939)	228309	2.58854	10.354
74	1,2,3,4-Tetrachlorobenzene	216	5.210	5.204	(0.922)	256035	2.30500	9.2200
76	Dimethylphthalate	163	5.410	5.404	(0.957)	704941	2.44184	9.7673
78	2,6-Dinitrotoluene	165	5.469	5.457	(0.968)	159241	2.52791	10.112
79	Acenaphthylene	152	5.545	5.539	(0.981)	1009843	2.48157	9.9263
80	1,2-Dinitrobenzene	168	5.516	5.504	(0.976)	76940	2.43175	9.7270
81	3-Nitroaniline	138	5.610	5.586	(0.993)	180752	2.56684	10.267
82	Acenaphthene	153	5.674	5.663	(1.004)	647804	2.44472	9.7789
83	2,4-Dinitrophenol	184	5.686	5.663	(1.006)	110289	3.06372	12.255(QR)
85	4-Nitrophenol	109	5.792	5.686	(1.025)	138088	2.84155	11.366(QM)
86	Dibenzofuran	168	5.798	5.792	(1.026)	877693	2.43915	9.7566
87	2,4-Dinitrotoluene	165	5.774	5.757	(1.022)	218836	2.53546	10.142
91	2,3,5,6-Tetrachlorophenol	232	5.874	5.839	(1.040)	180888	2.61310	10.452
93	Diethylphthalate	149	5.927	5.921	(1.049)	775257	2.52017	10.081
94	Fluorene	166	6.057	6.045	(1.072)	771779	2.55468	10.219
95	4-Chlorophenyl-phenylether	204	6.033	6.021	(1.068)	345933	2.48291	9.9316
96	4-Nitroaniline	138	6.074	6.039	(1.075)	207433	2.56706	10.268
98	4,6-Dinitro-2-methylphenol	198	6.086	6.063	(0.899)	85386	1.86046	7.4418
99	N-Nitrosodiphenylamine	169	6.127	6.110	(0.905)	570842	2.49205	9.9682
100	1,2-Diphenylhydrazine	77	6.157	6.145	(0.910)	974317	2.40939	9.6376
106	4-Bromophenyl-phenylether	248	6.404	6.386	(0.946)	205030	2.35644	9.4258
107	Hexachlorobenzene	284	6.480	6.457	(0.957)	206673	2.28414	9.1366
212	Atrazine	200	6.521	6.486	(0.964)	142580	2.45400	9.8160
111	Pentachlorophenol	266	6.651	6.592	(0.983)	276544	5.25630	21.025
115	Phenanthrene	178	6.786	6.757	(1.003)	1151098	2.45557	9.8223

	Compounds	QUANT SIG MASS	RT	EXP RT	REL RT	RESPONSE	CONCENTRATIONS ON-COLUMN (NG)	CONCENTRATIONS FINAL (ug/L)
116	Anthracene	178	6.821	6.798	(1.008)	1185989	2.52128	10.085
119	Carbazole	167	6.951	6.904	(1.027)	1084561	2.46455	9.8582
120	Di-n-Butylphthalate	149	7.145	7.121	(1.056)	1404430	2.53342	10.134
123	Fluoranthene	202	7.698	7.645	(1.137)	1218300	2.52007	10.080
124	Benzidine	184	7.804	7.721	(0.881)	441357	1.67585	6.7034(M)
125	Pyrene	202	7.880	7.821	(0.890)	1313926	2.43139	9.7256(H)
131	Butylbenzylphthalate	149	8.321	8.262	(0.940)	646683	2.50606	10.024
133	3,3'-Dimethoxybenzidine	244	8.798	8.668	(0.993)	219004	1.89883	7.5953(QM)
135	3,3'-Dichlorobenzidine	252	8.827	8.698	(0.997)	440097	2.17534	8.7014(QM)
136	Benzo(a)Anthracene	228	8.862	8.739	(1.001)	1304385	2.35806	9.4322(QM)
137	Chrysene	228	8.862	8.768	(1.001)	1558914	3.11527	12.461(M)
138	4,4'-Methylene bis(o-chloroan	231	8.815	8.692	(0.995)	236325	2.40708	9.6283(QM)
139	bis(2-ethylhexyl)Phthalate	149	8.774	8.692	(0.991)	983141	2.63179	10.527(H)
140	Di-n-octylphthalate	149	9.392	9.251	(0.892)	1499241	2.54034	10.161(M)
141	Benzo(b)fluoranthene	252	10.009	9.739	(0.950)	1032378	2.06700	8.2680(QM)
142	Benzo(k)fluoranthene	252	10.027	9.751	(0.952)	1227540	2.37971	9.5188(QM)
146	Benzo(a)pyrene	252	10.439	10.109	(0.991)	1047466	2.31795	9.2718(QM)
149	Indeno(1,2,3-cd)pyrene	276	12.580	11.774	(1.194)	1250075	2.34176	9.3670(M)
150	Dibenz(a,h)anthracene	278	12.568	11.803	(1.193)	1009840	2.22307	8.8923(M)
151	Benzo(g,h,i)perylene	276	13.127	12.298	(1.246)	577084	1.35792	5.4317(QRM)
101	Diphenylamine	169	6.127	6.110	(0.905)	570842	2.49205	9.9682

QC Flag Legend

Q - Qualifier signal failed the ratio test.
R - Spike/Surrogate failed recovery limits.
M - Compound response manually integrated.
H - Operator selected an alternate compound hit.

Data File Name: QCMRL2.D
Inj. Date and Time: 11-MAR-2010 14:19
Instrument ID: a4ag2.i
Client ID:
Compound Name: Benzoic Acid
CAS #: 65-85-0
Report Date: 03/12/2010

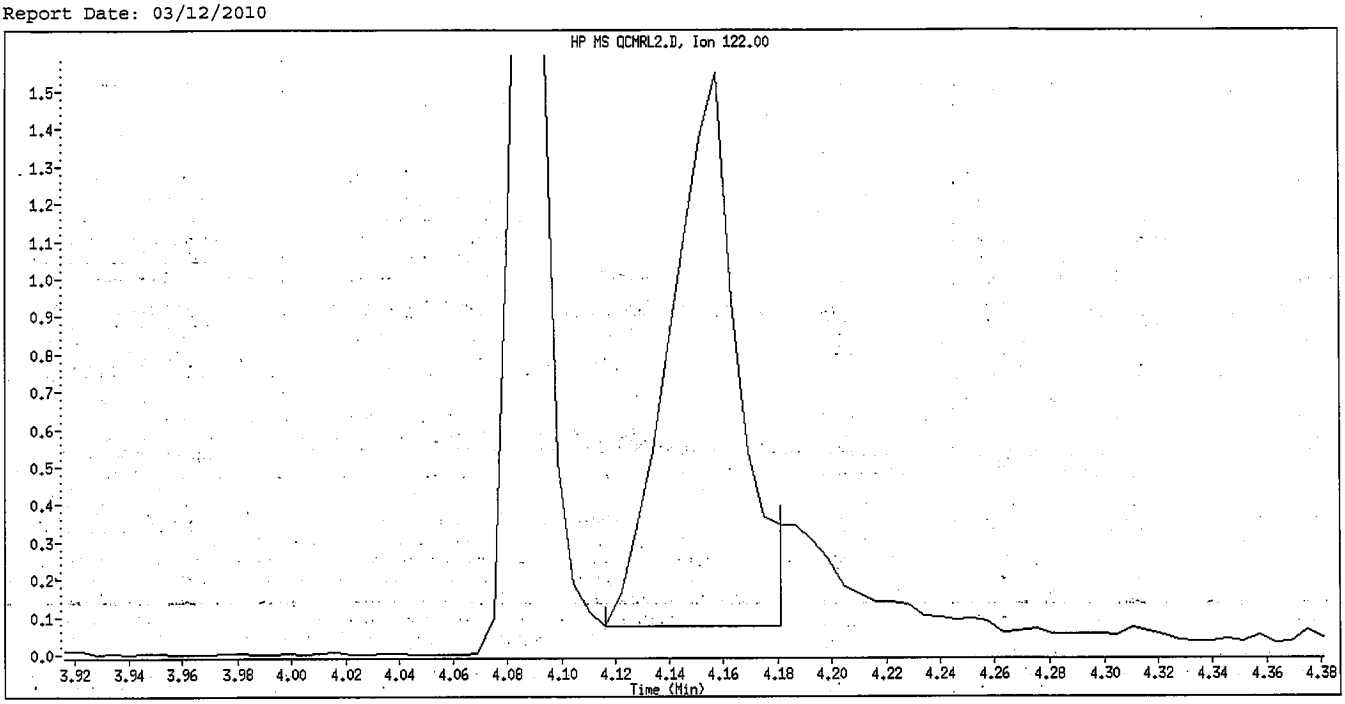

Original Integration

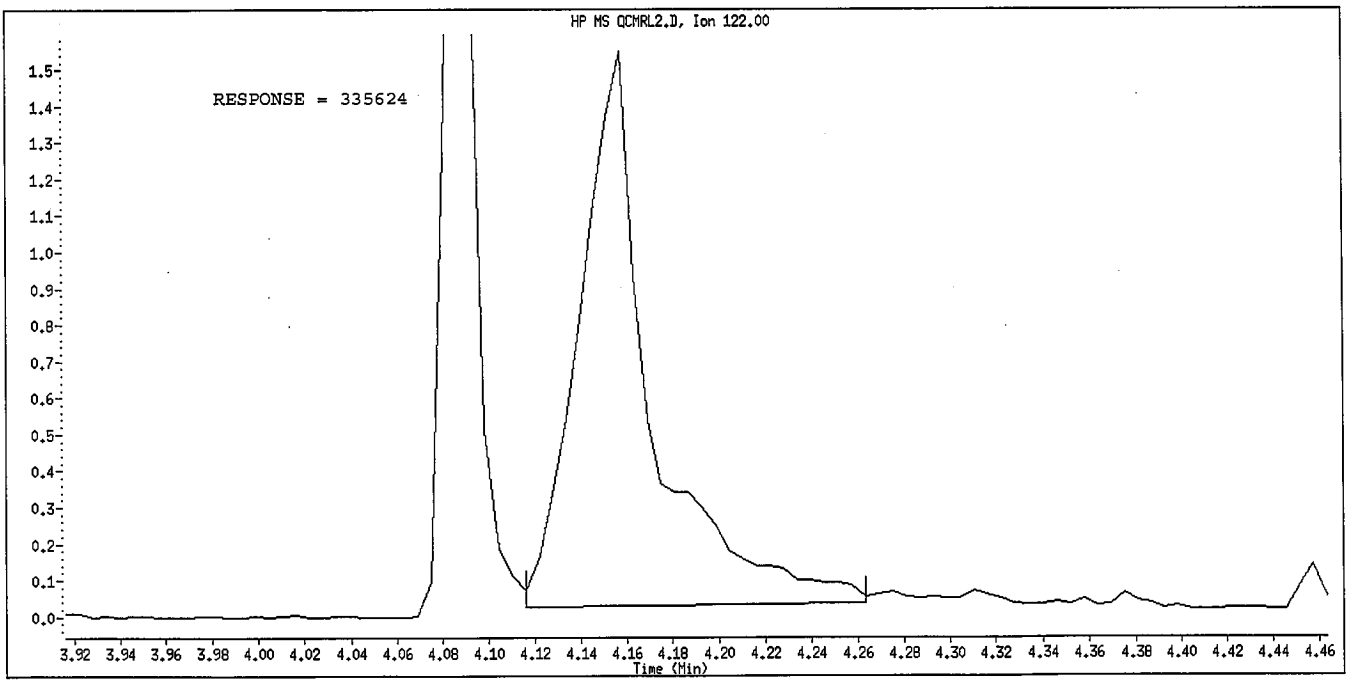

Manual Integration

Manually Integrated By: hulat
Manual Integration Reason: Poor Chromatography

Data File Name: QCMRL2.D
Inj. Date and Time: 11-MAR-2010 14:19
Instrument ID: a4ag2.i
Client ID:
Compound Name: Hexachlorocyclopentadiene
CAS #: 77-47-4
Report Date: 03/12/2010

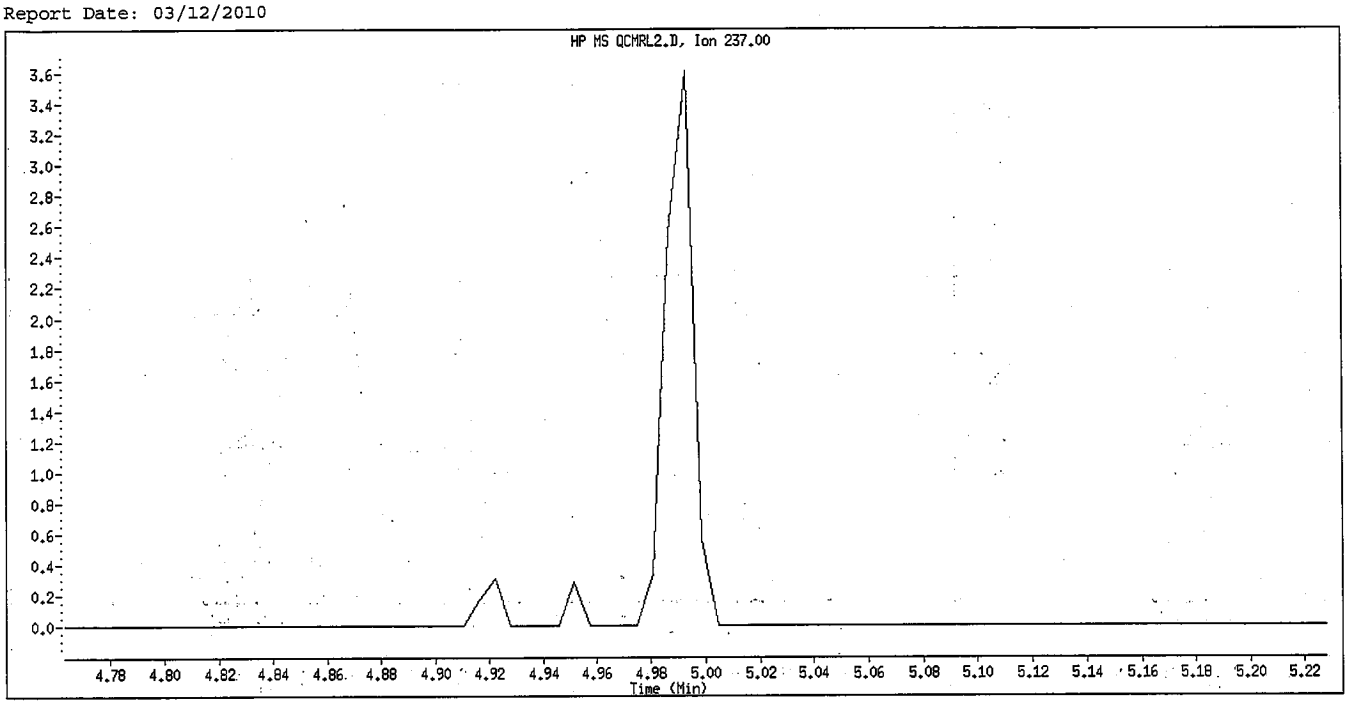

Original Integration

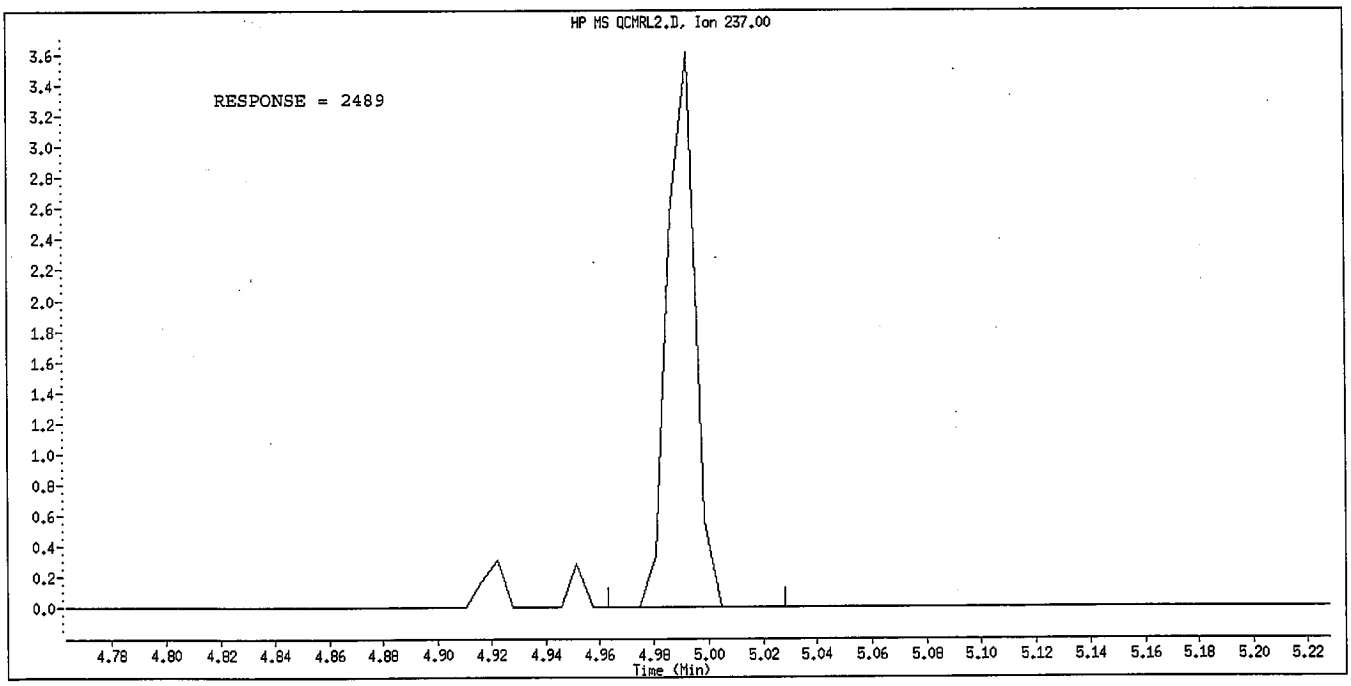

Manual Integration

Manually Integrated By: hulat
Manual Integration Reason: Unknown

Data File Name: QCMRL2.D
Inj. Date and Time: 11-MAR-2010 14:19
Instrument ID: a4ag2.i
Client ID:
Compound Name: 4-Nitrophenol
CAS #: 100-02-7
Report Date: 03/12/2010

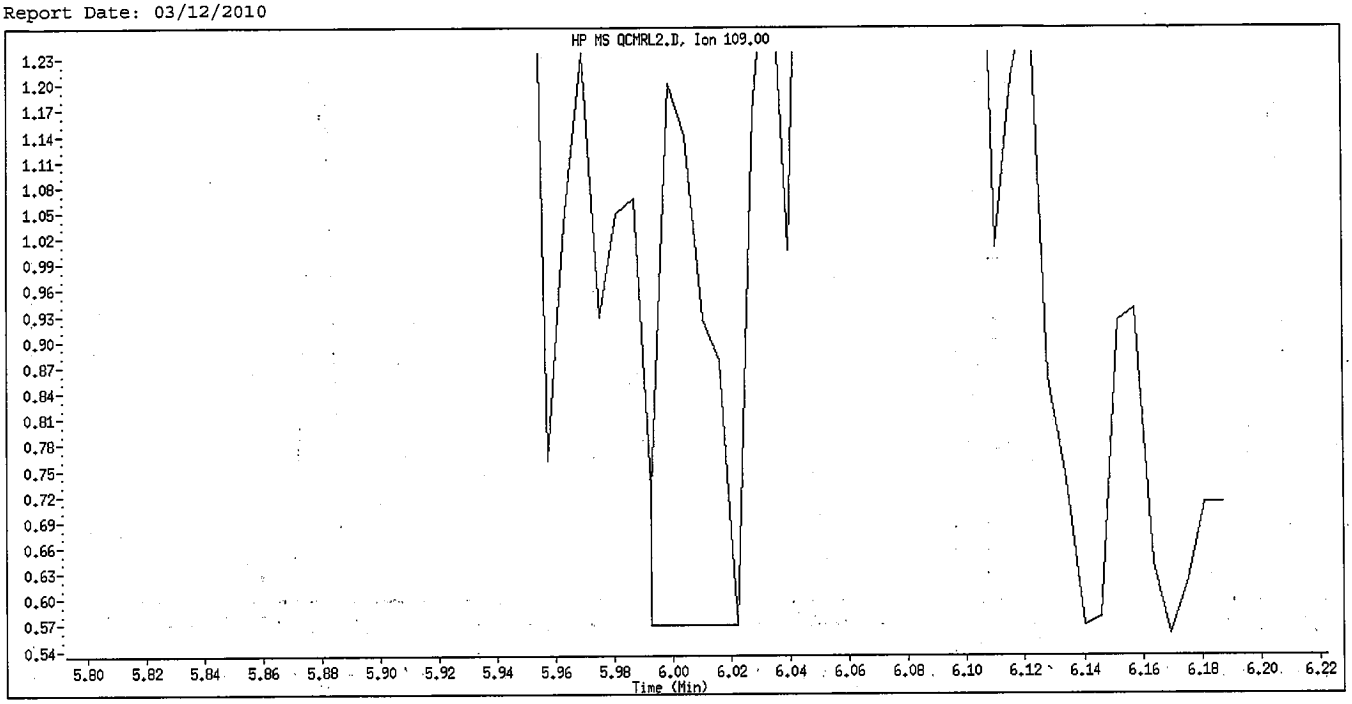

Original Integration

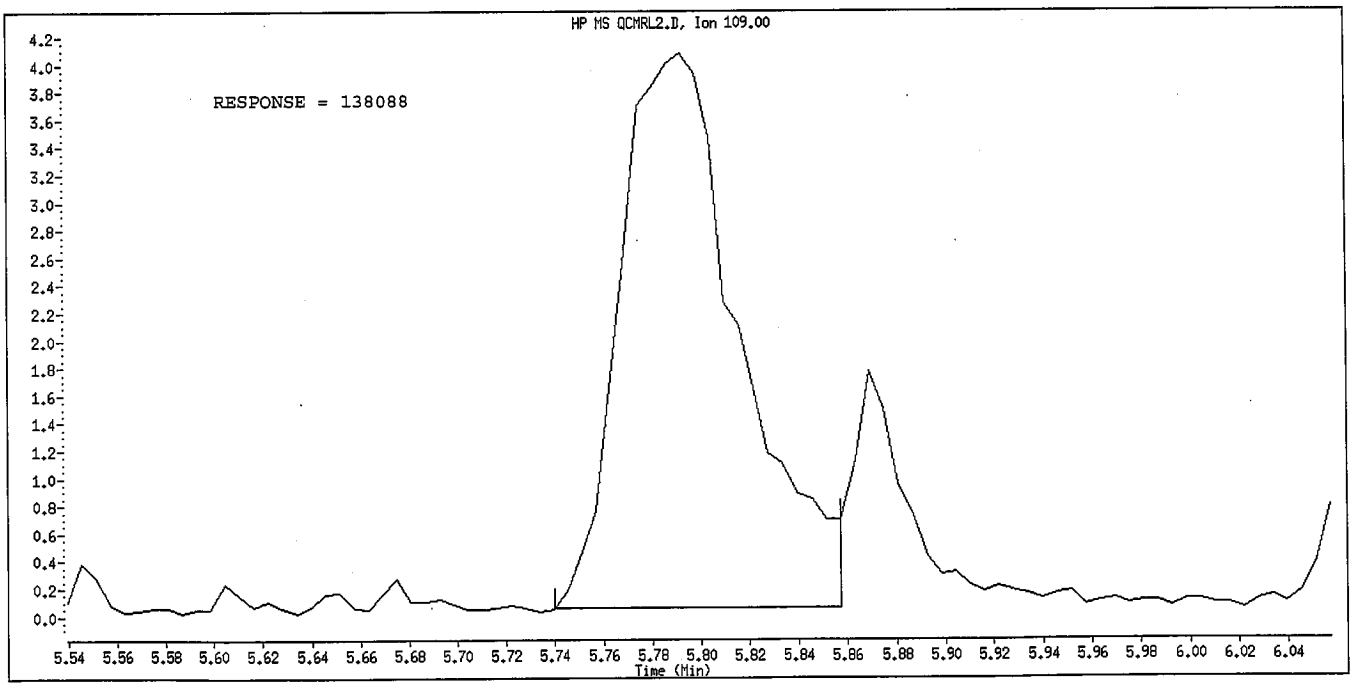

Manual Integration

Manually Integrated By: hulat
Manual Integration Reason: Poor Chromatography

Data File Name: QCMRL2.D
Inj. Date and Time: 11-MAR-2010 14:19
Instrument ID: a4ag2.i
Client ID:
Compound Name: Benzidine
CAS #: 92-87-5
Report Date: 03/12/2010

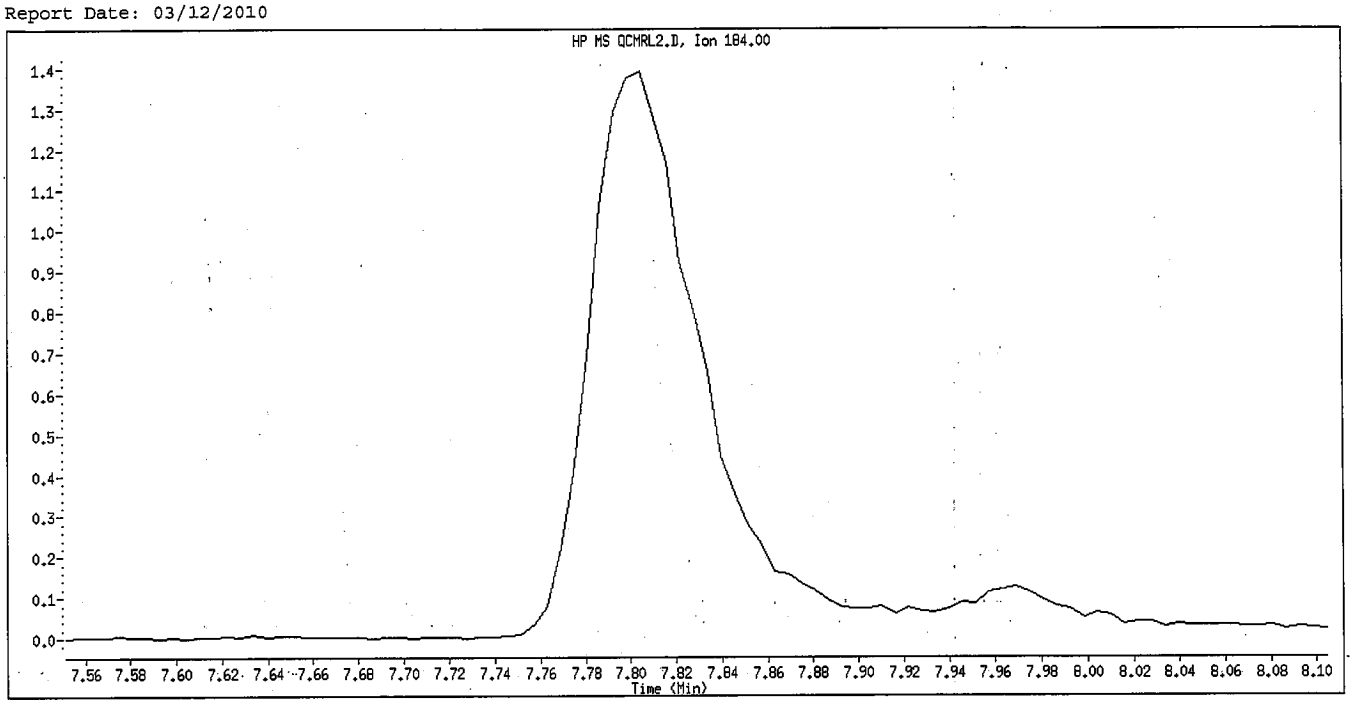

Original Integration

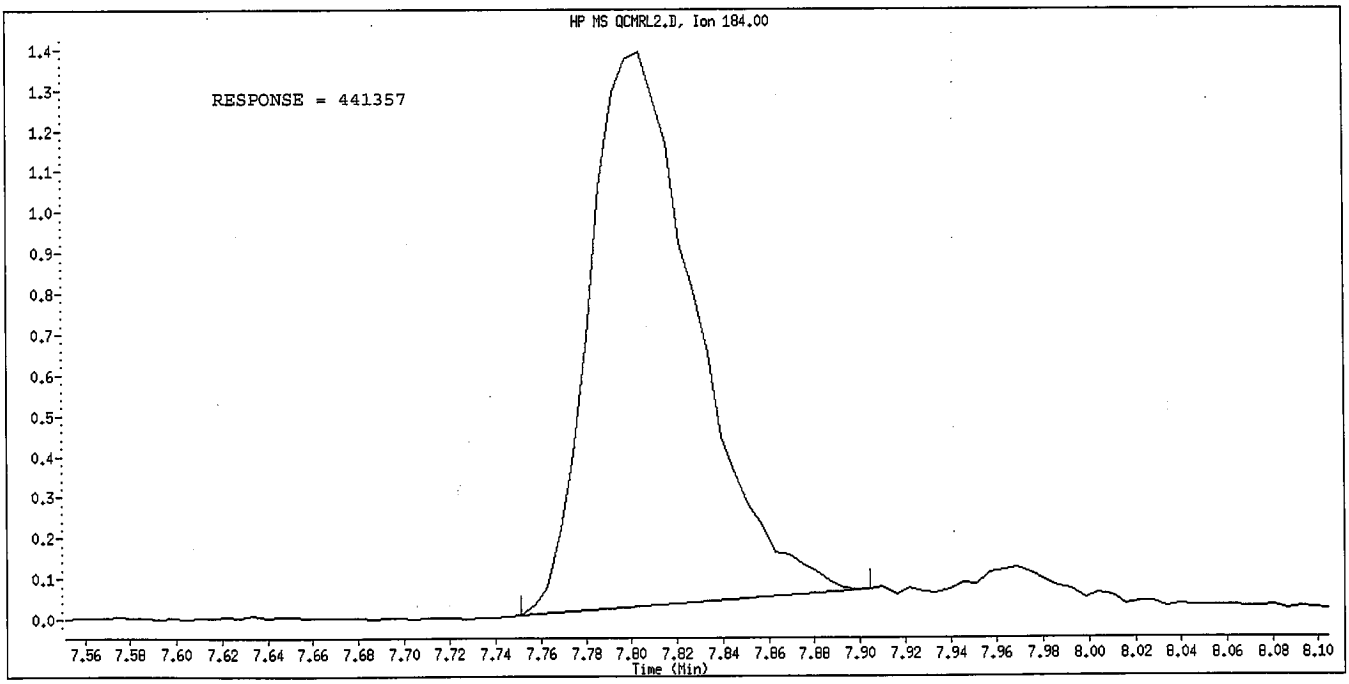

Manual Integration

Manually Integrated By: hulat
Manual Integration Reason: Peak not found

Data File Name: QCMRL2.D
Inj. Date and Time: 11-MAR-2010 14:19
Instrument ID: a4ag2.i
Client ID:
Compound Name: 3,3'-Dimethoxybenzidine
CAS #: 119-90-4
Report Date: 03/12/2010

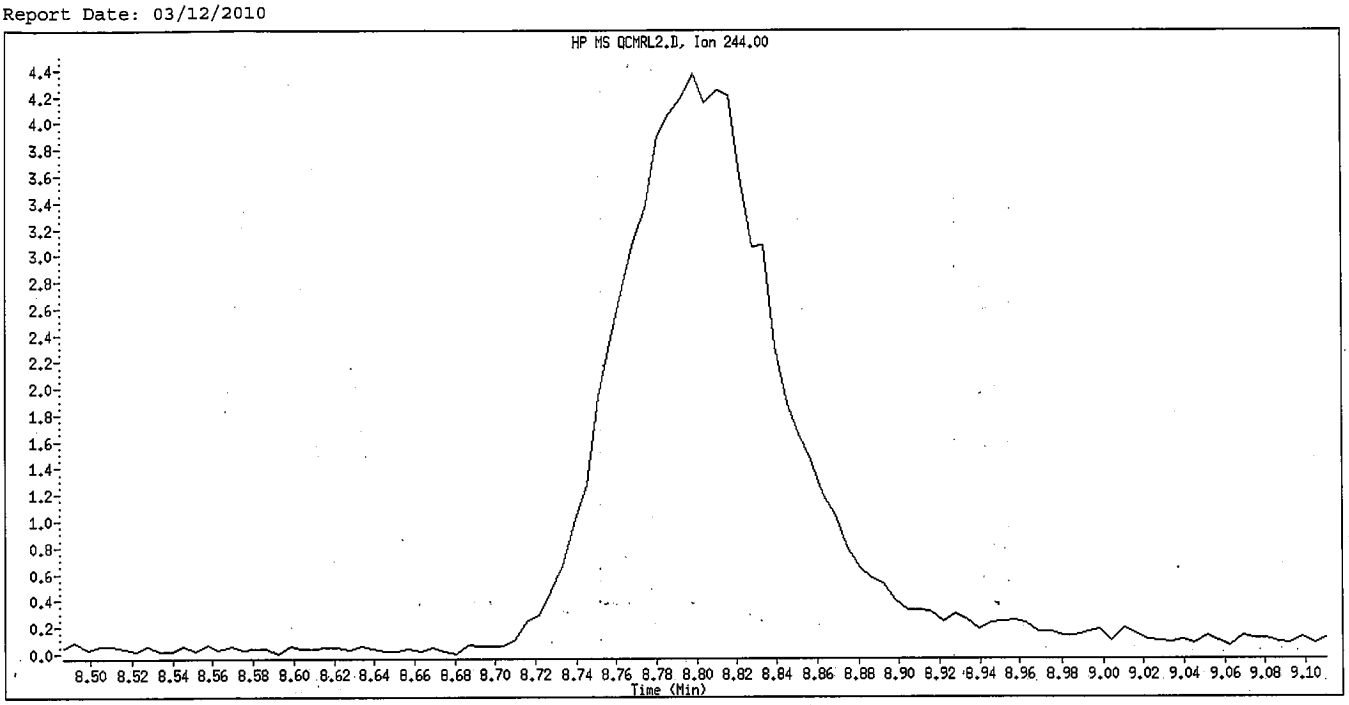

Original Integration

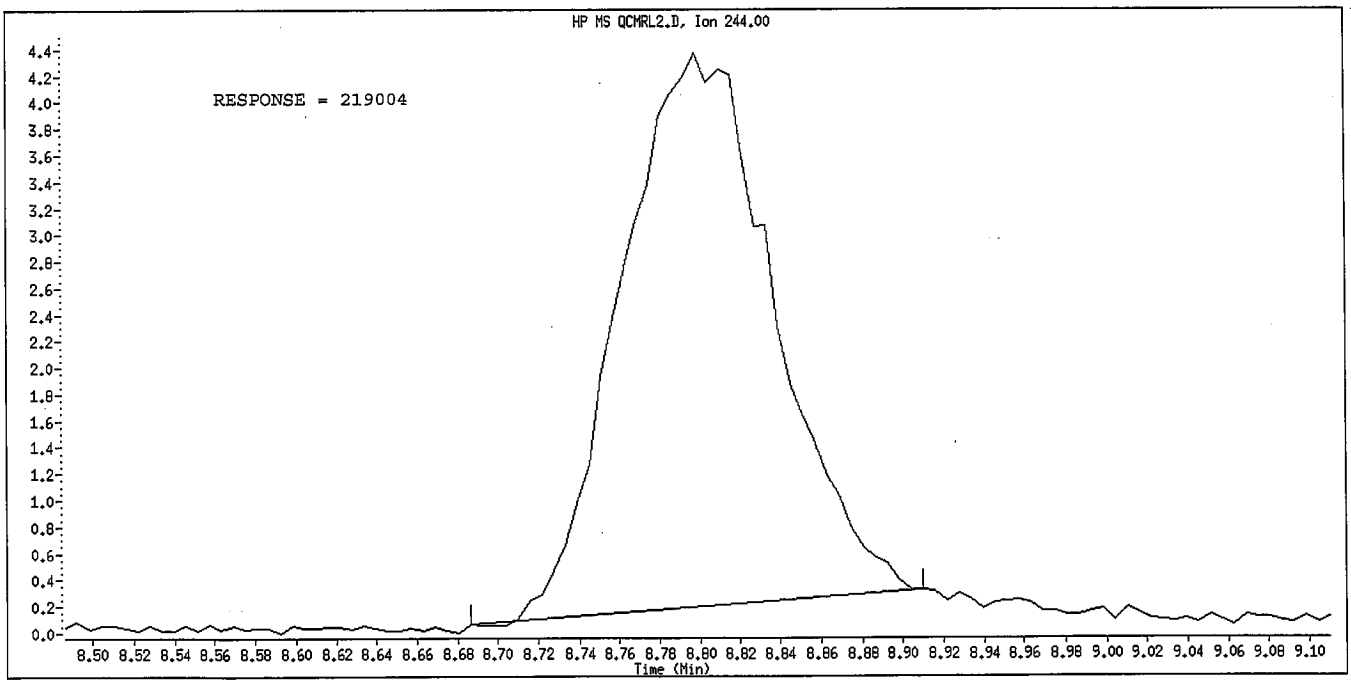

Manual Integration

Manually Integrated By: hulat
Manual Integration Reason: Peak not found

Data File Name: QCMRL2.D
Inj. Date and Time: 11-MAR-2010 14:19
Instrument ID: a4ag2.i
Client ID:
Compound Name: 4,4'-Methylene bis(o-chloroan
CAS #: 101-14-4
Report Date: 03/12/2010

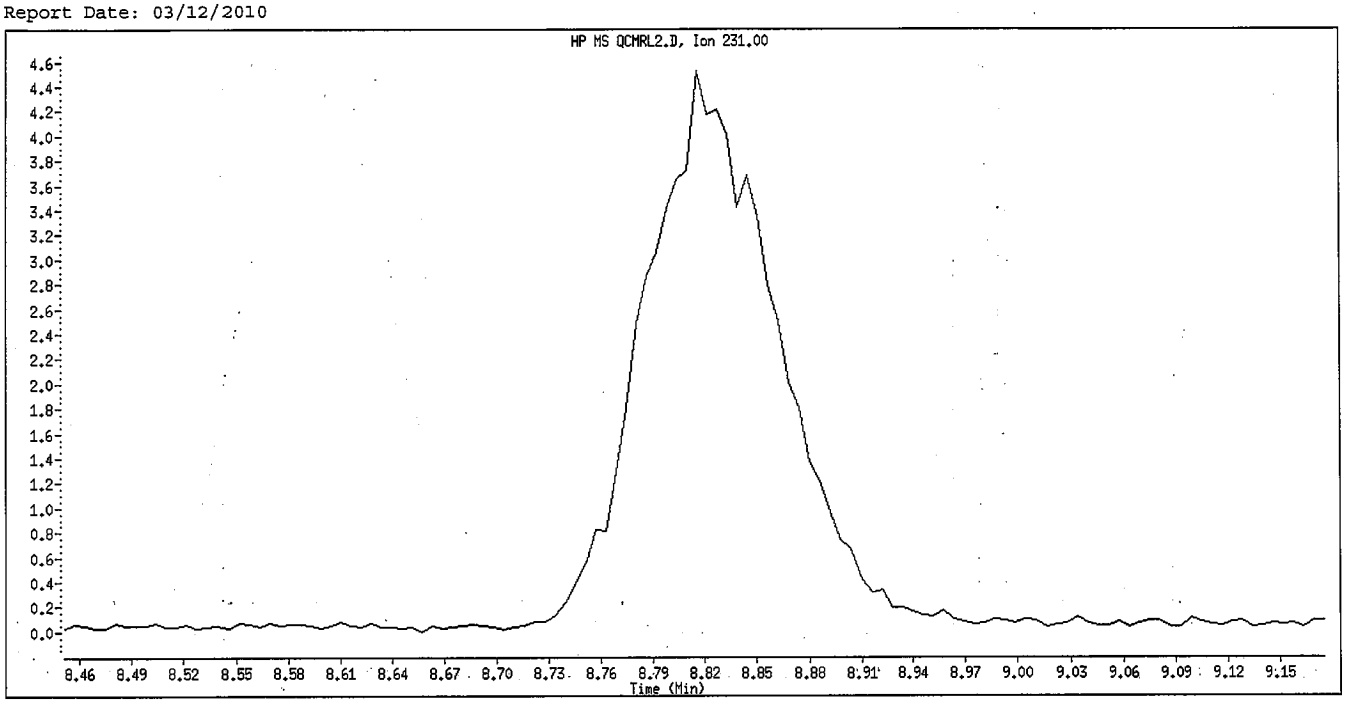

Original Integration

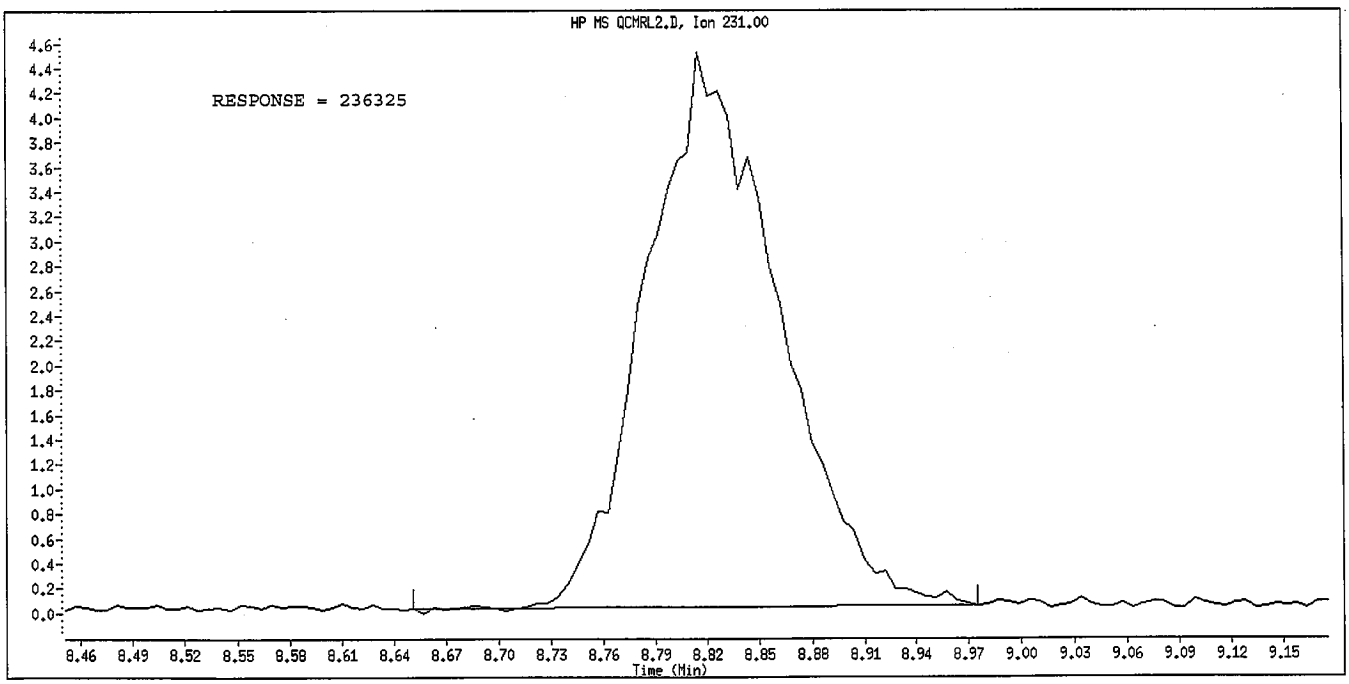

Manual Integration

Manually Integrated By: hulat
Manual Integration Reason: Peak not found

Data File Name: QCMRL2.D
Inj. Date and Time: 11-MAR-2010 14:19
Instrument ID: a4ag2.i
Client ID:
Compound Name: 3,3'-Dichlorobenzidine
CAS #: 91-94-1
Report Date: 03/12/2010

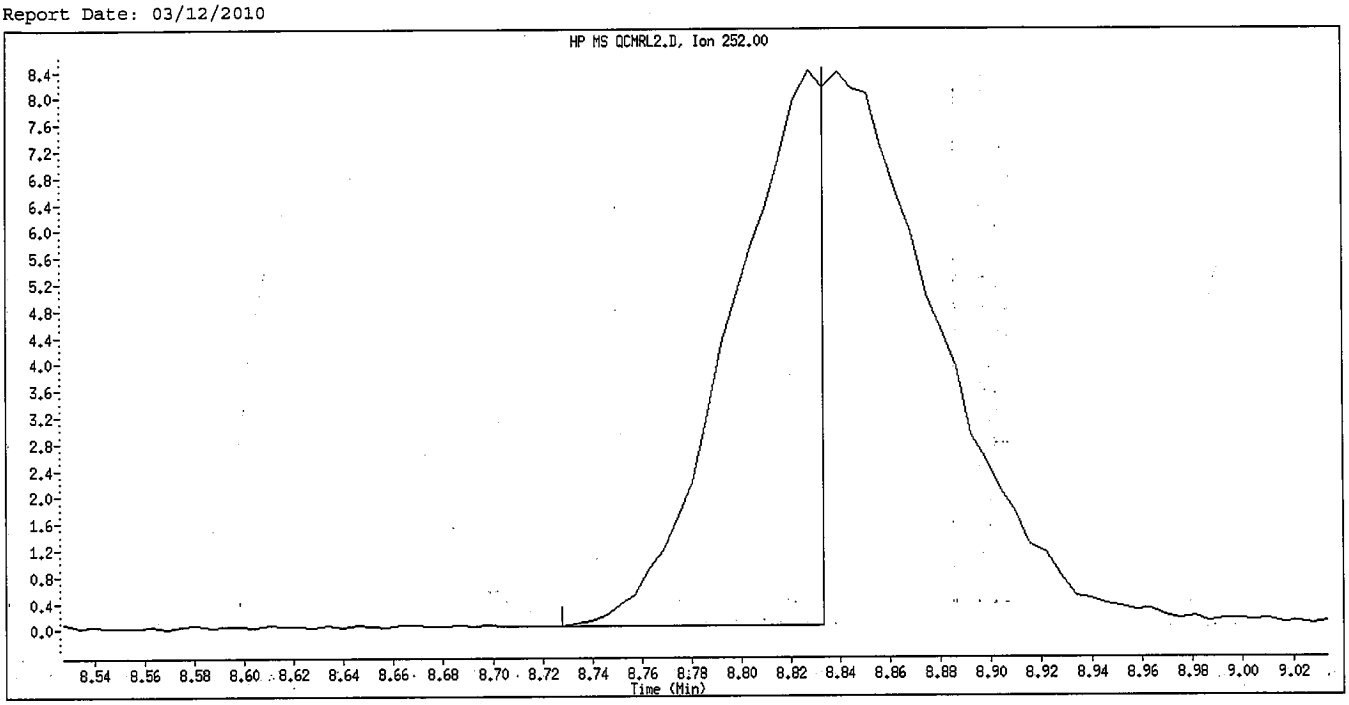

Original Integration

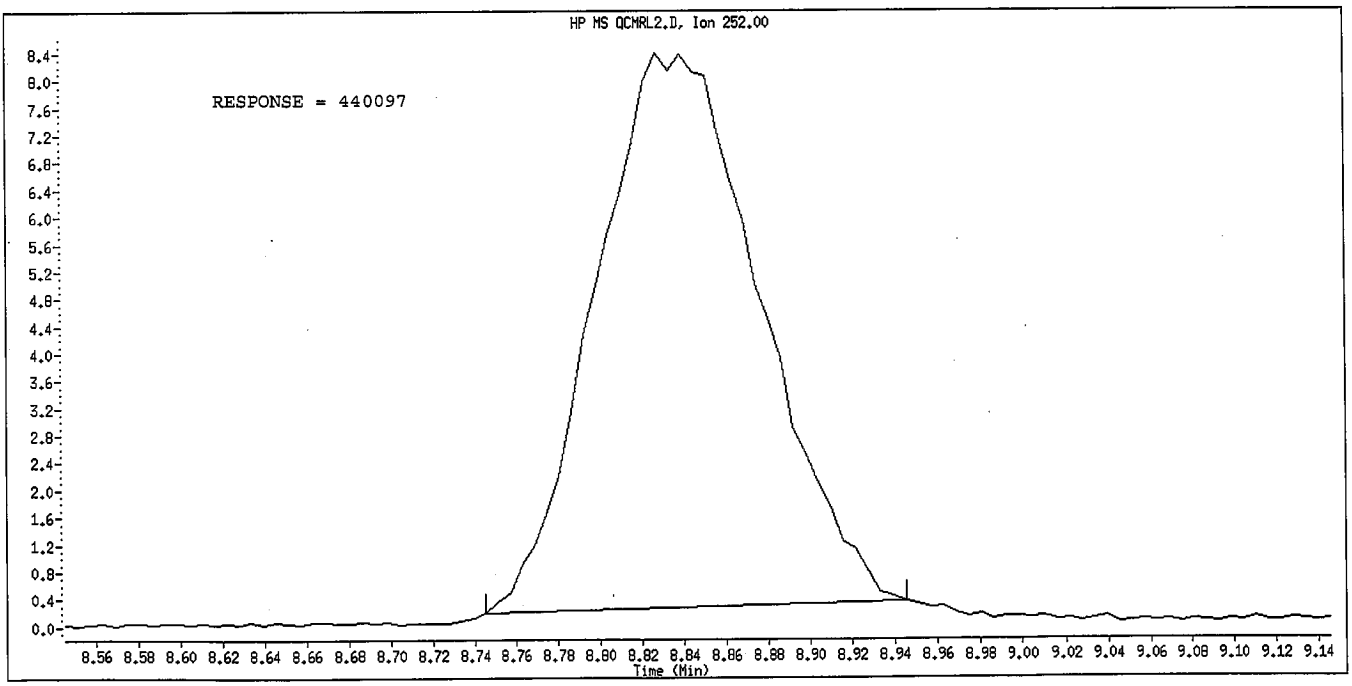

Manual Integration

Manually Integrated By: hulat
Manual Integration Reason: Poor Chromatography

Data File Name: QCMRL2.D
Inj. Date and Time: 11-MAR-2010 14:19
Instrument ID: a4ag2.i
Client ID:
Compound Name: Benzo(a)Anthracene
CAS #: 56-55-3
Report Date: 03/12/2010

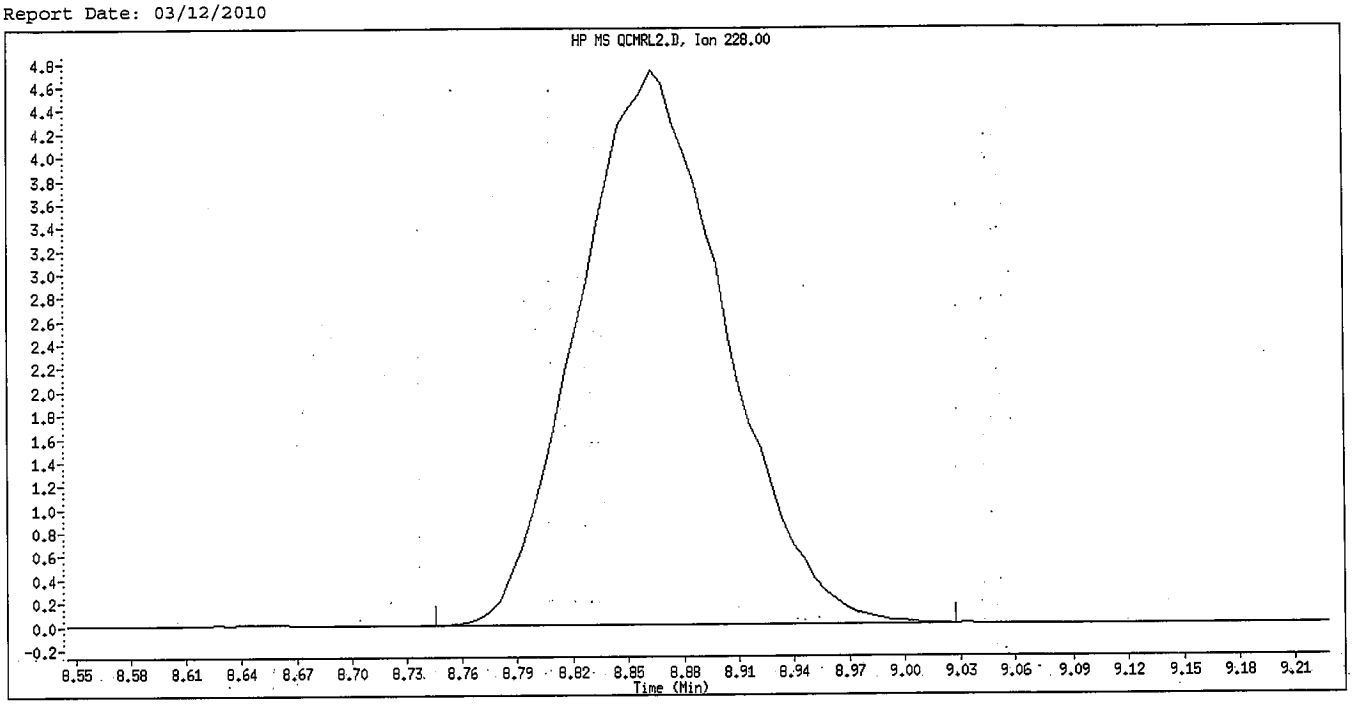

Original Integration

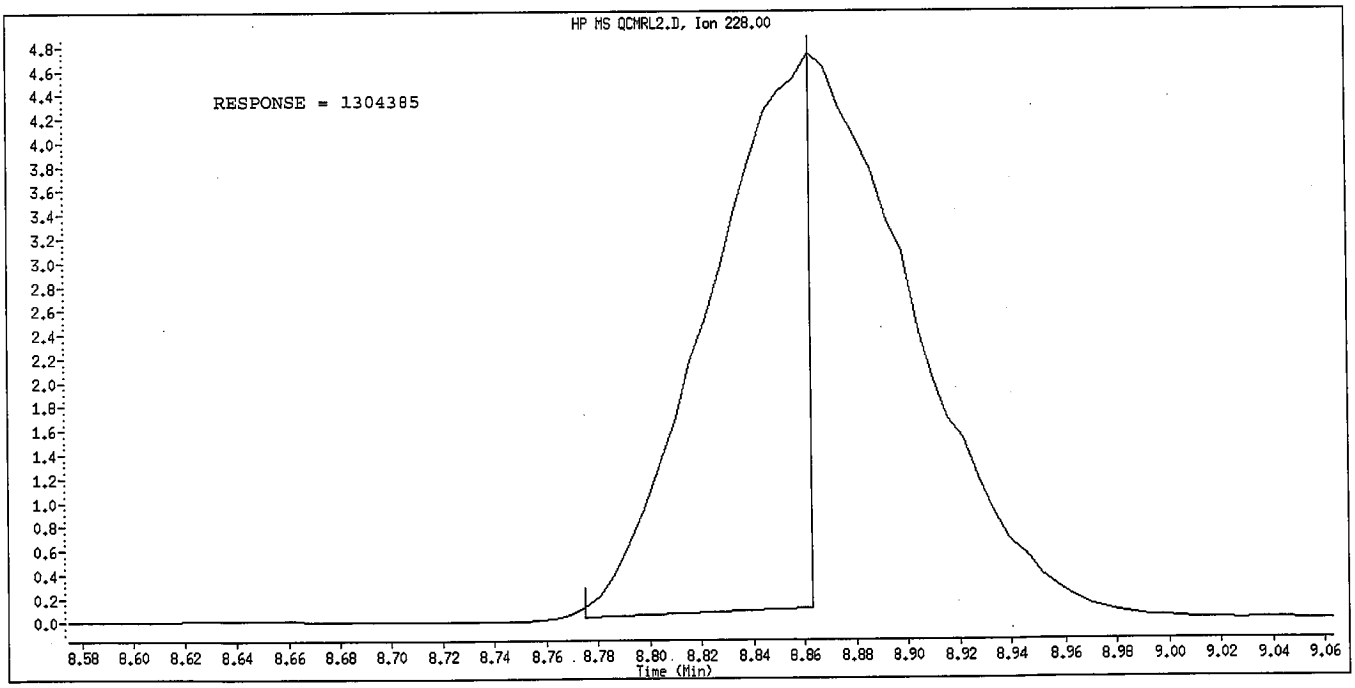

Manual Integration

Manually Integrated By: hulat
Manual Integration Reason: Poor Chromatography

Data File Name: QCMRL2.D
Inj. Date and Time: 11-MAR-2010 14:19
Instrument ID: a4ag2.i
Client ID:
Compound Name: Chrysene
CAS #: 218-01-9
Report Date: 03/12/2010

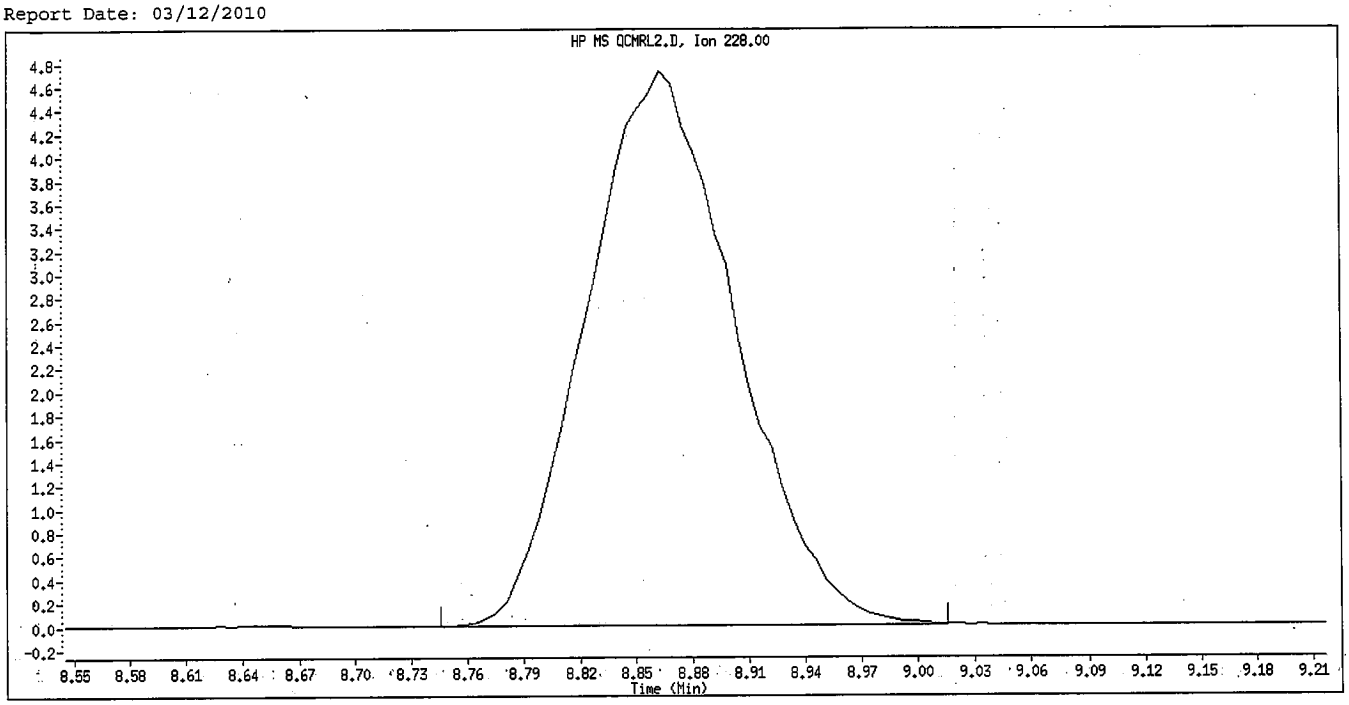

Original Integration

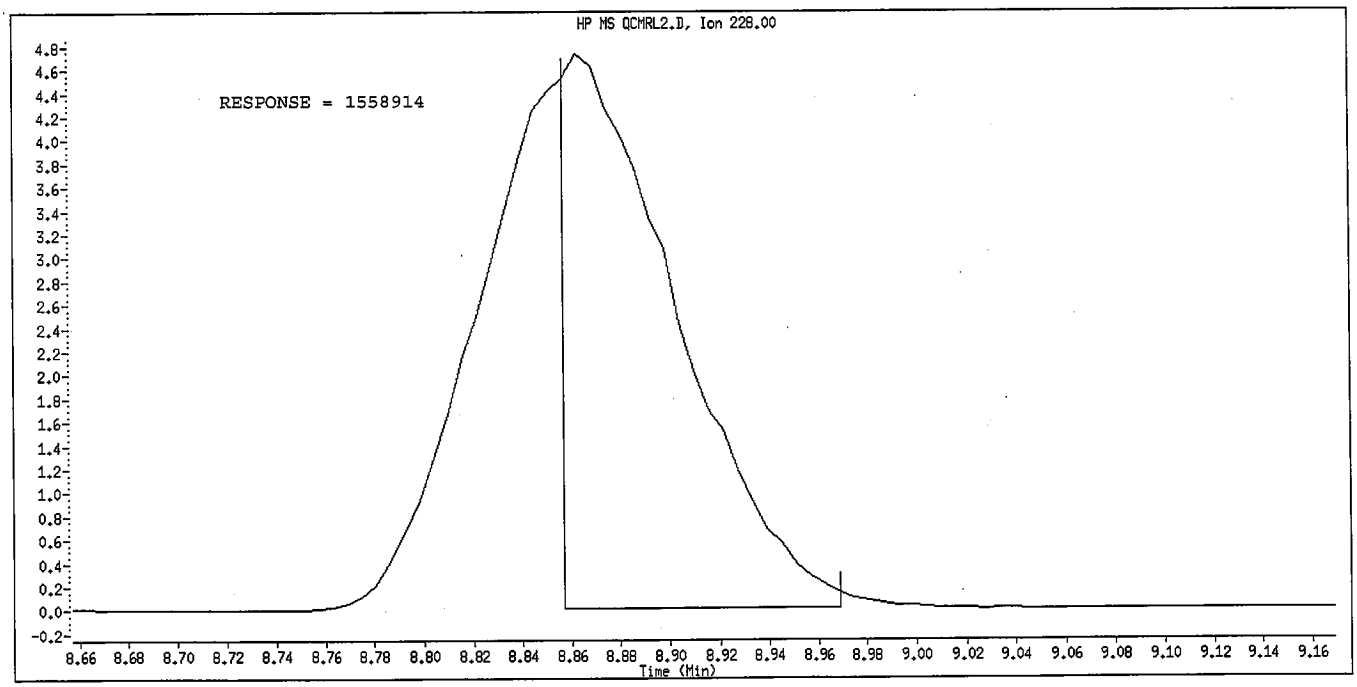

Manual Integration

Manually Integrated By: hulat
Manual Integration Reason: Poor Chromatography

Data File Name: QCMRL2.D
Inj. Date and Time: 11-MAR-2010 14:19
Instrument ID: a4ag2.i
Client ID:
Compound Name: Di-n-octylphthalate
CAS #: 117-84-0
Report Date: 03/12/2010

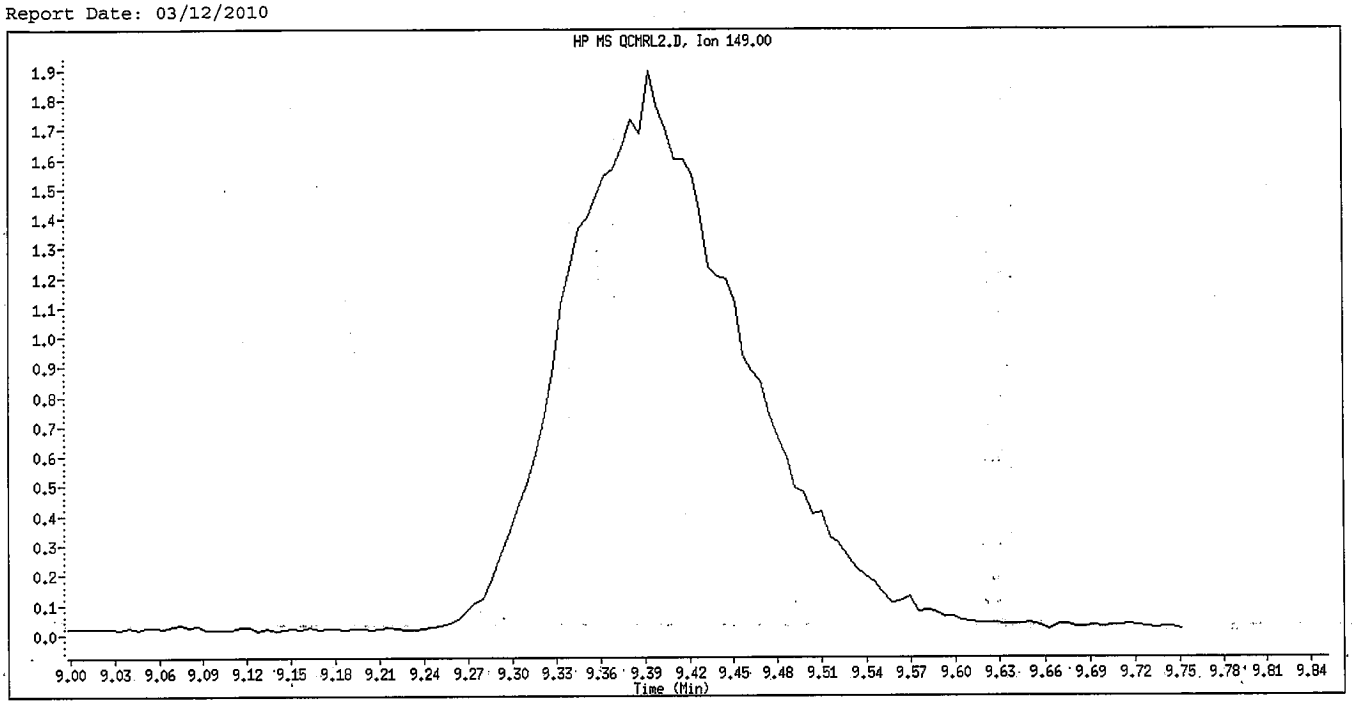

Original Integration

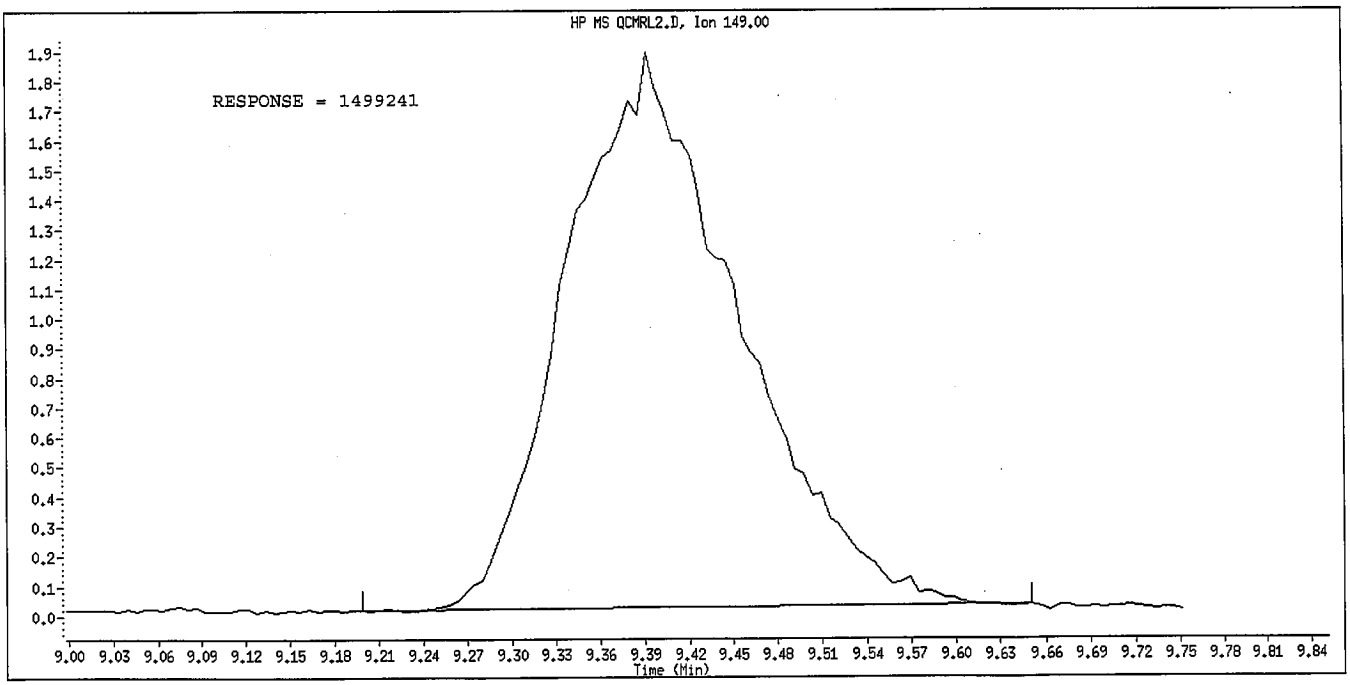

Manual Integration

Manually Integrated By: hulat
Manual Integration Reason: Peak not found

Data File Name: QCMRL2.D
Inj. Date and Time: 11-MAR-2010 14:19
Instrument ID: a4ag2.i
Client ID:
Compound Name: Benzo(b)fluoranthene
CAS #: 205-99-2
Report Date: 03/12/2010

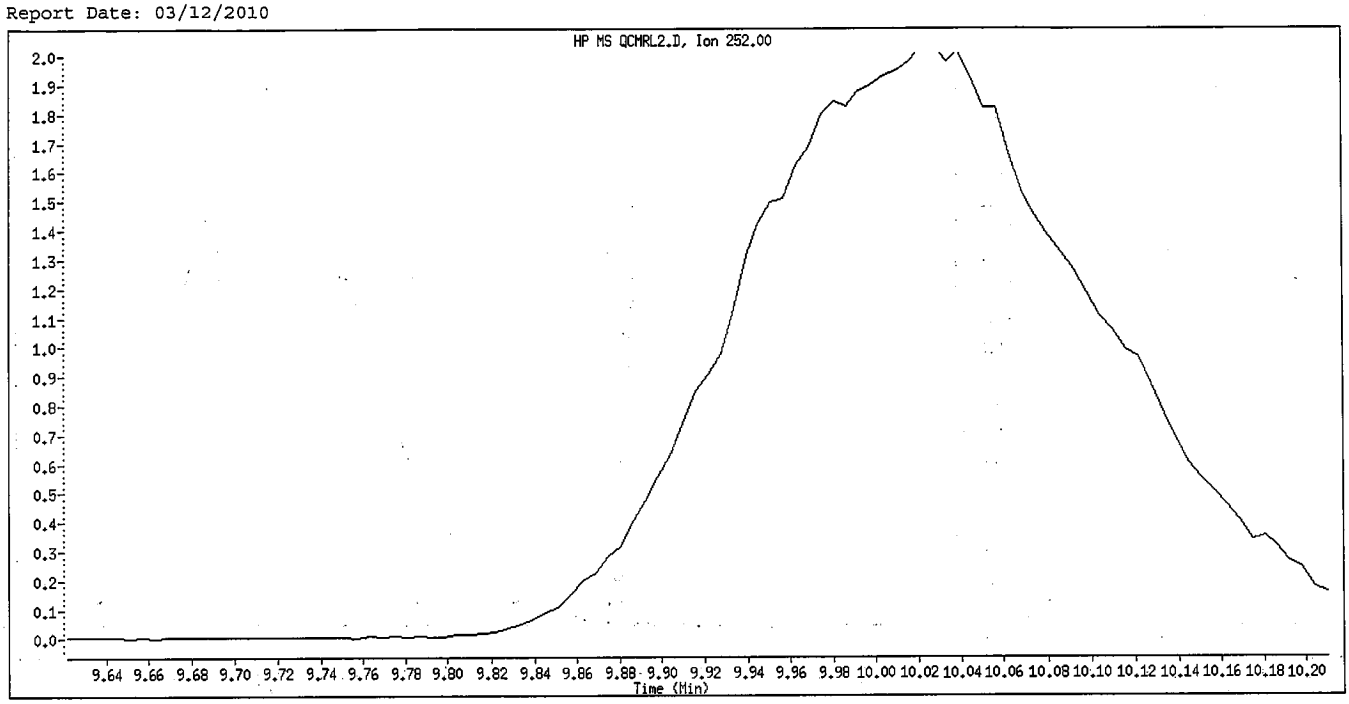

Original Integration

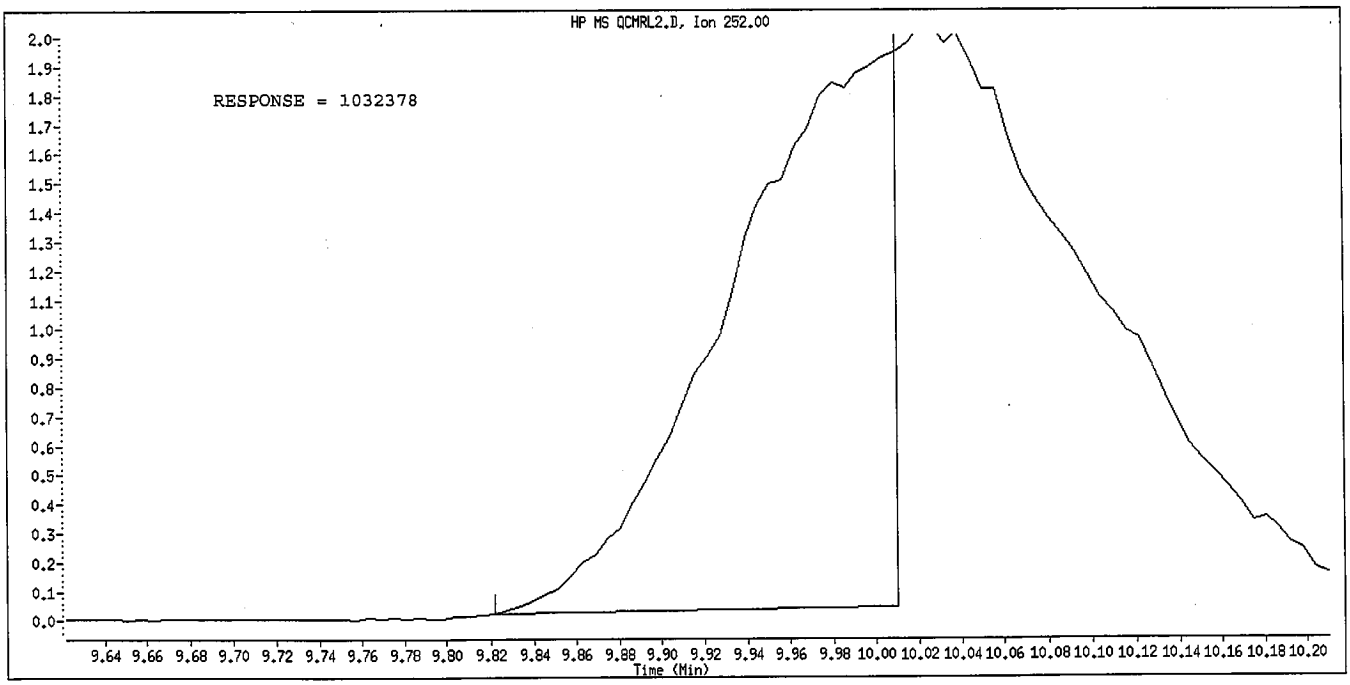

Manual Integration

Manually Integrated By: hulat
Manual Integration Reason: Poor Chromatography

Data File Name: QCMRL2.D
Inj. Date and Time: 11-MAR-2010 14:19
Instrument ID: a4ag2.i
Client ID:
Compound Name: Benzo(k)fluoranthene
CAS #: 207-08-9
Report Date: 03/12/2010

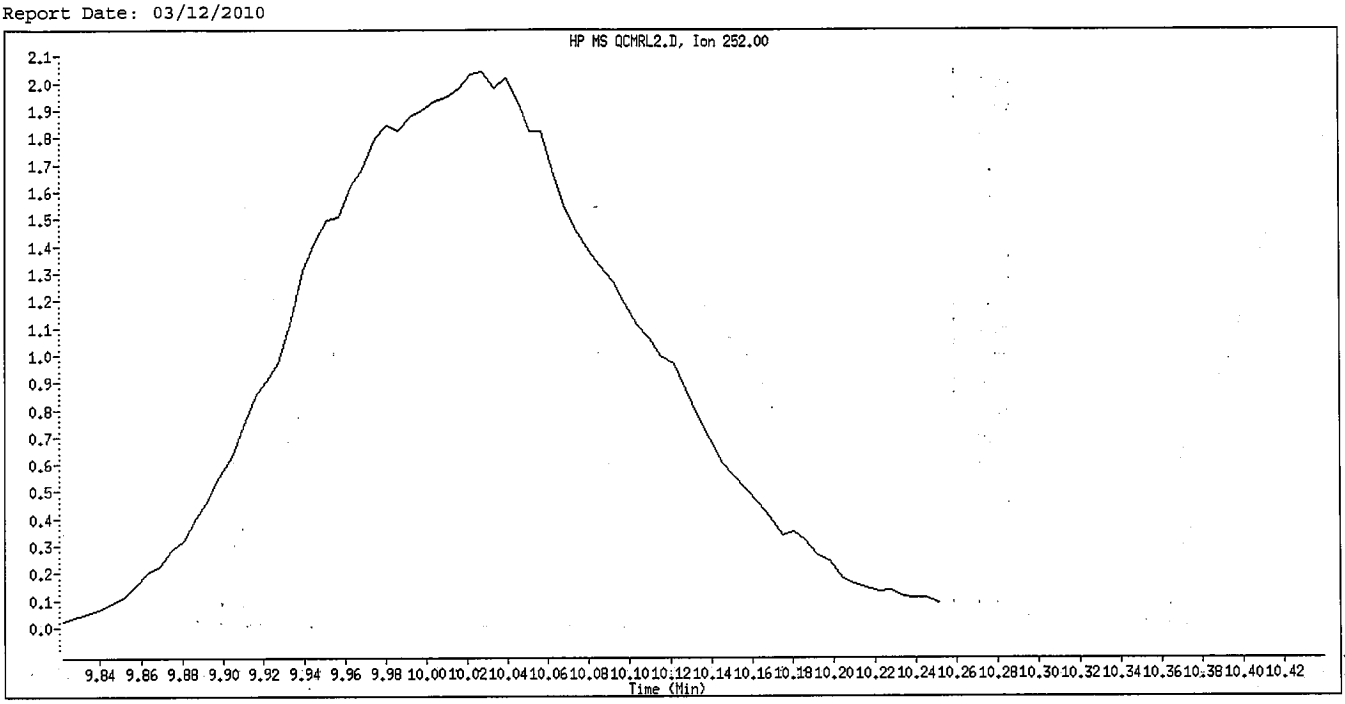

Original Integration

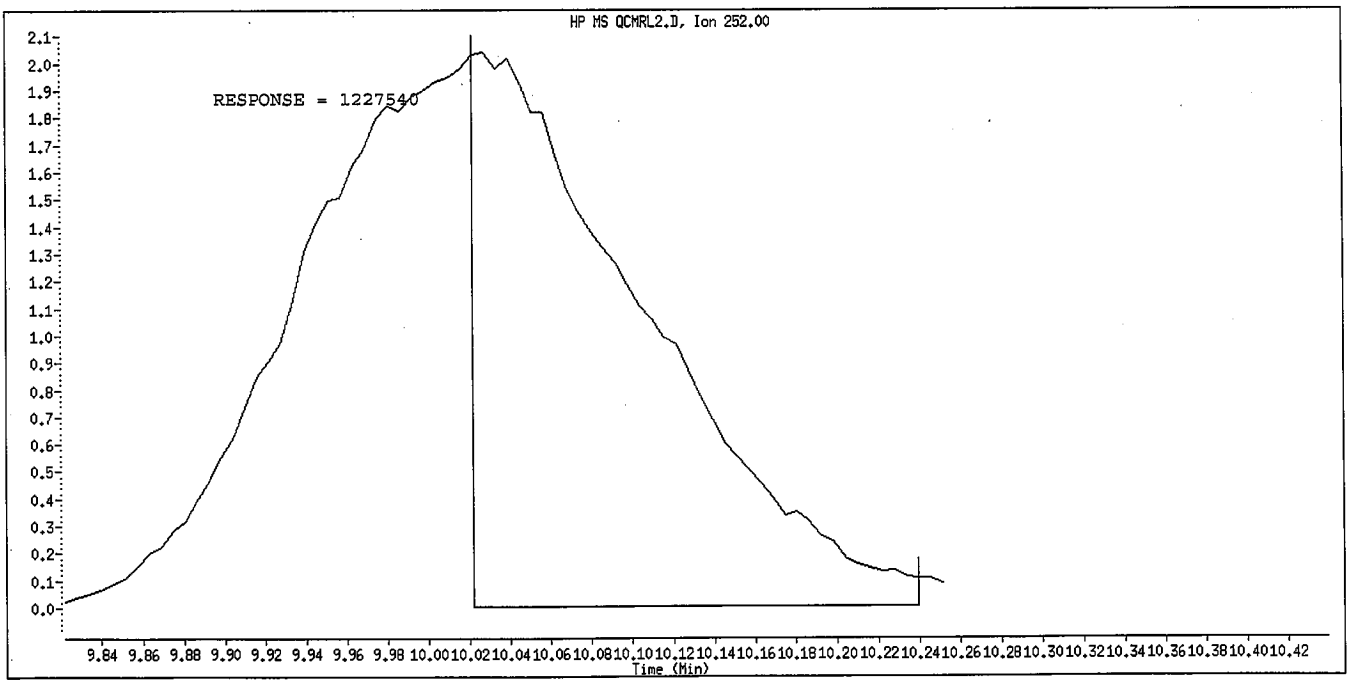

Manual Integration

Manually Integrated By: hulat
Manual Integration Reason: Poor Chromatography

Data File Name: QCMRL2.D
Inj. Date and Time: 11-MAR-2010 14:19
Instrument ID: a4ag2.i
Client ID:
Compound Name: Benzo(a)pyrene
CAS #: 50-32-8
Report Date: 03/12/2010

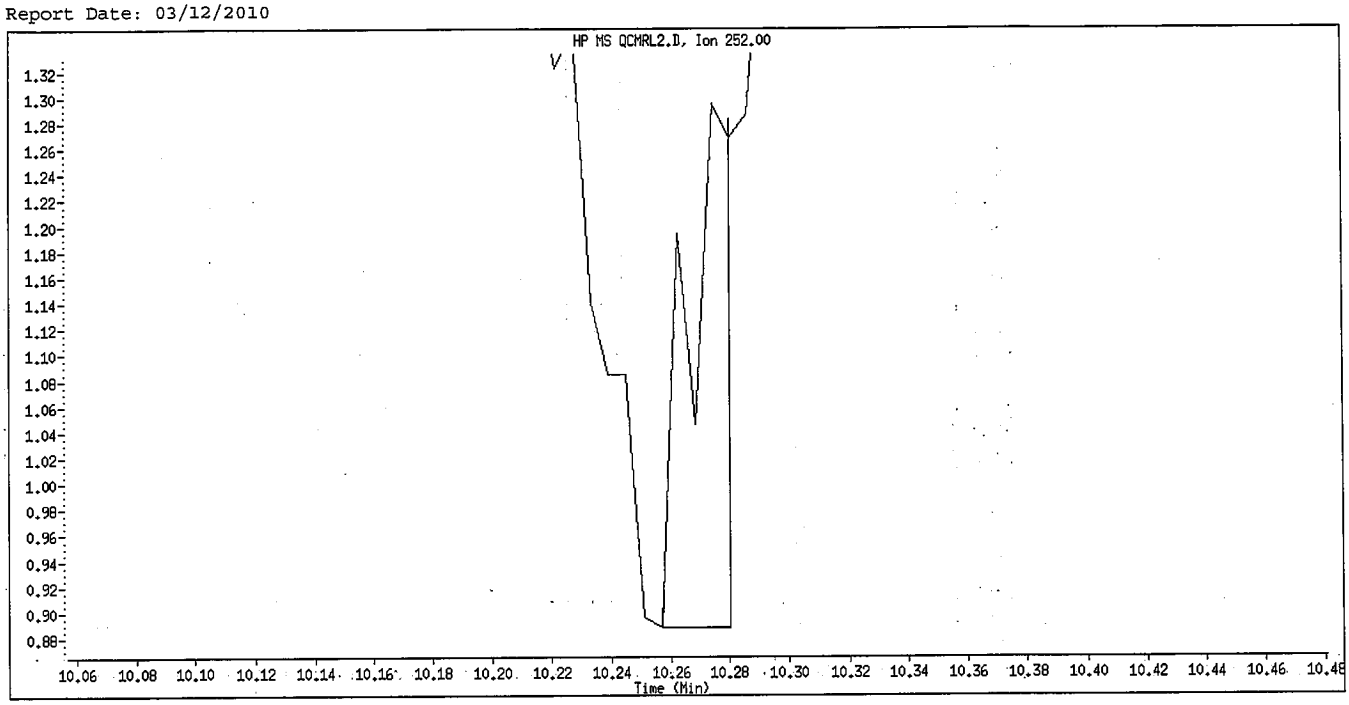

Original Integration

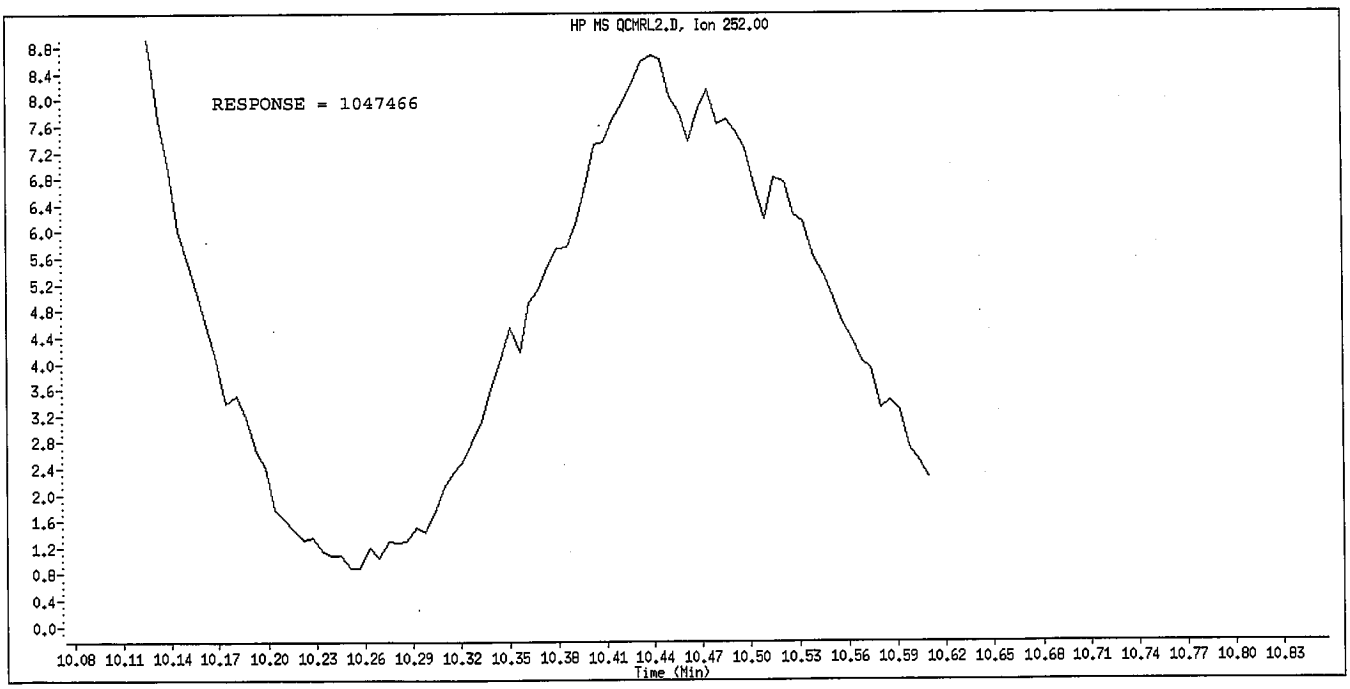

Manual Integration

Manually Integrated By: hulat
Manual Integration Reason: Poor Chromatography

Data File Name: QCMRL2.D
Inj. Date and Time: 11-MAR-2010 14:19
Instrument ID: a4ag2.i
Client ID:
Compound Name: Perylene-d12
CAS #: 1520-96-3
Report Date: 03/12/2010

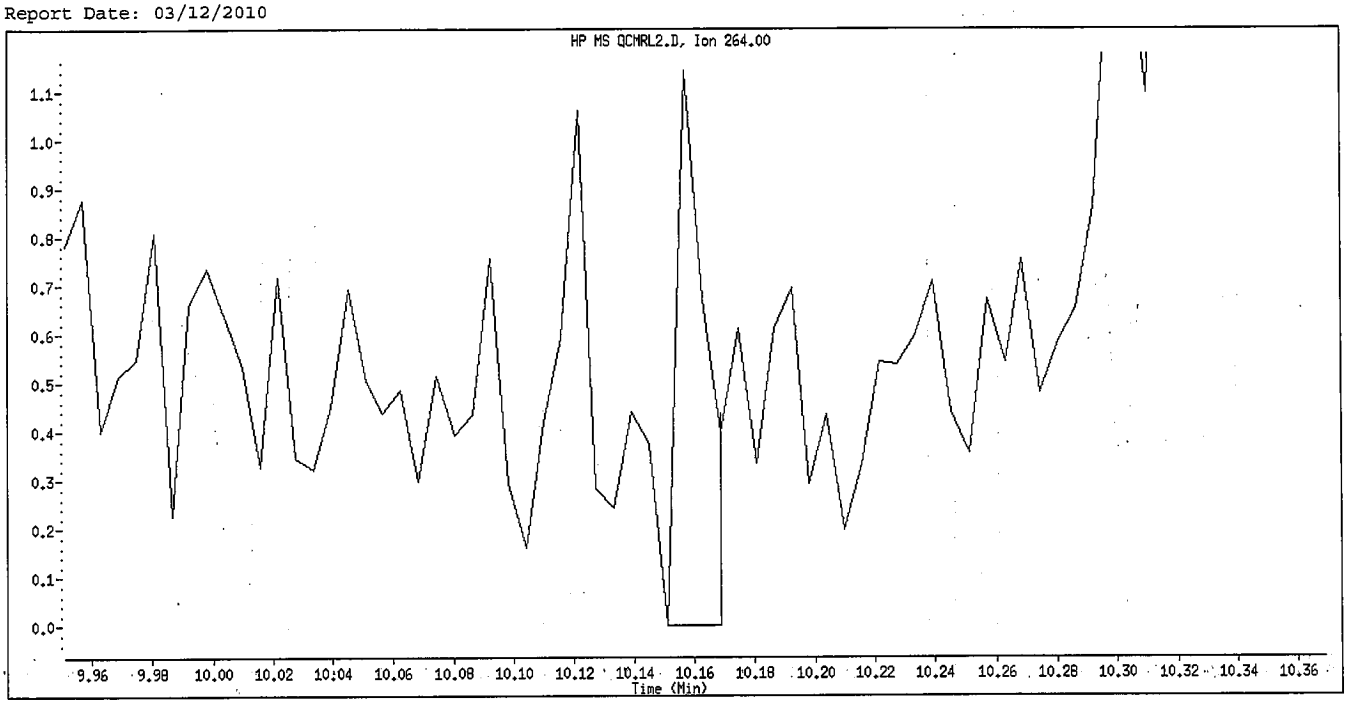

Original Integration

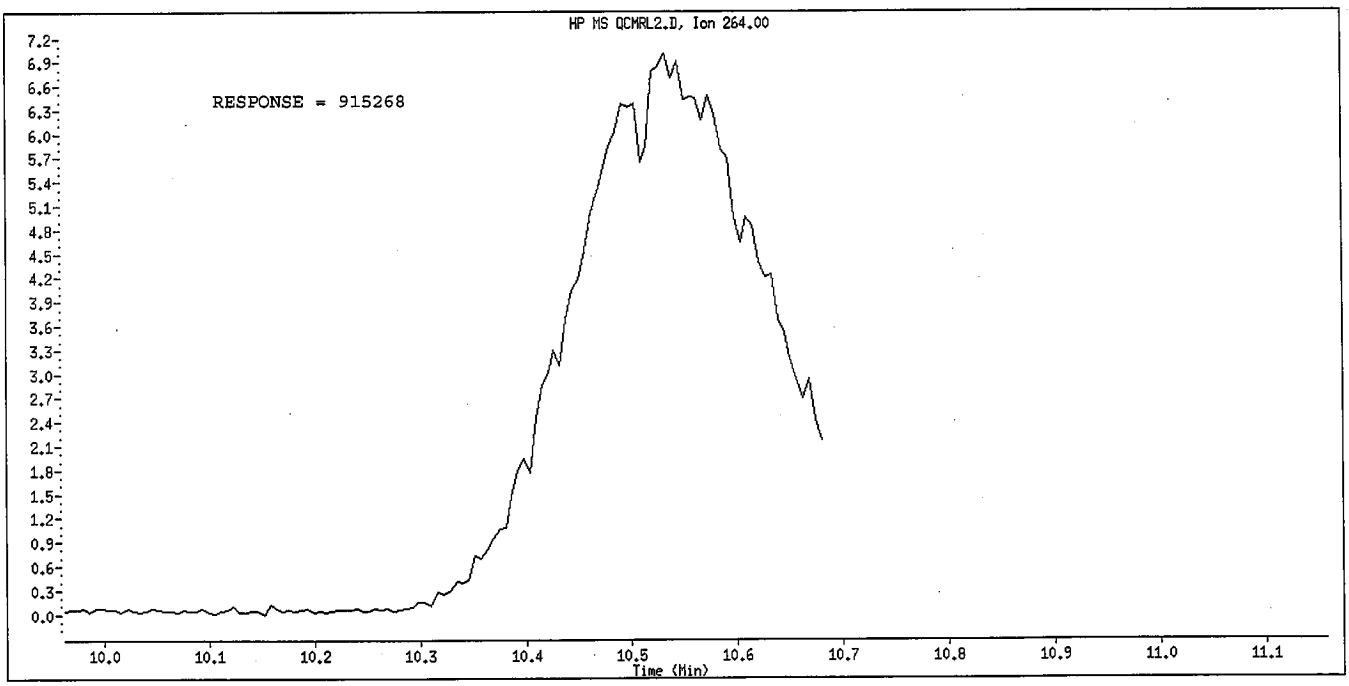

Manual Integration

Manually Integrated By: hulat
Manual Integration Reason: Poor Chromatography

Data File Name: QCMRL2.D
Inj. Date and Time: 11-MAR-2010 14:19
Instrument ID: a4ag2.i
Client ID:
Compound Name: Dibenz(a,h)anthracene
CAS #: 53-70-3
Report Date: 03/12/2010

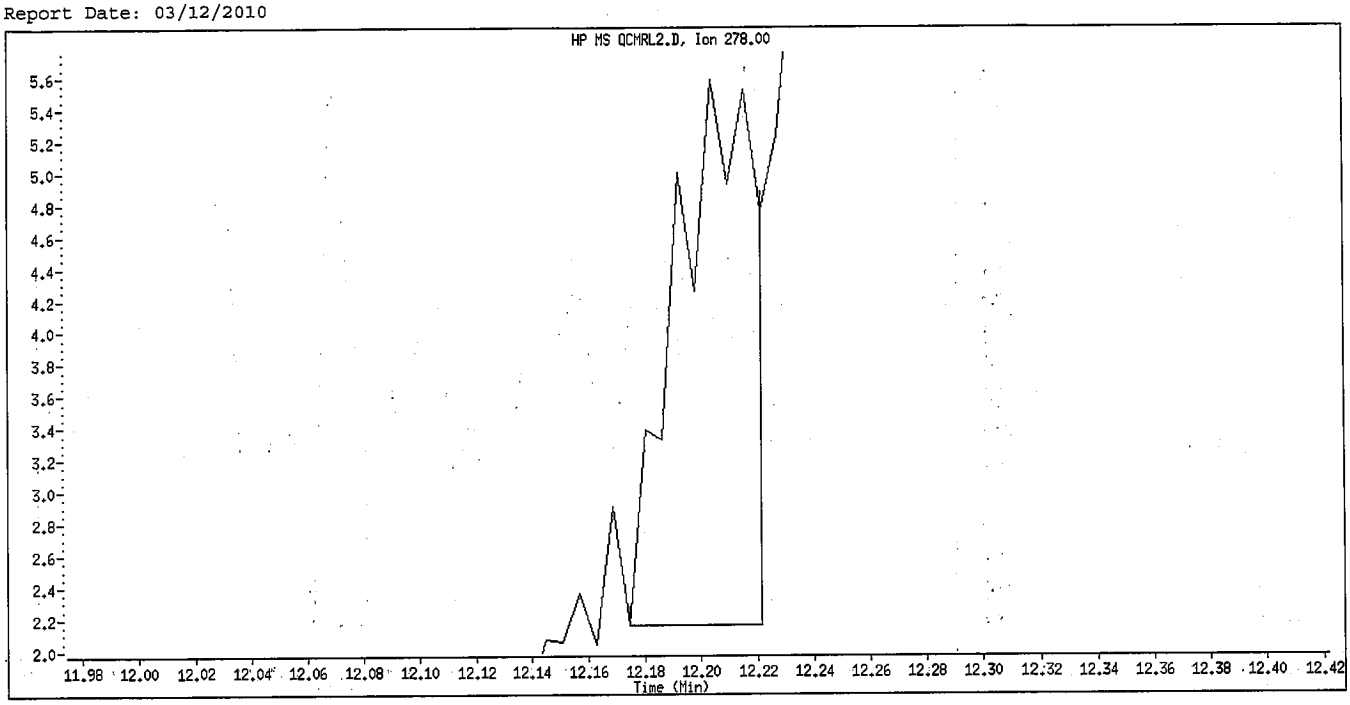

Original Integration

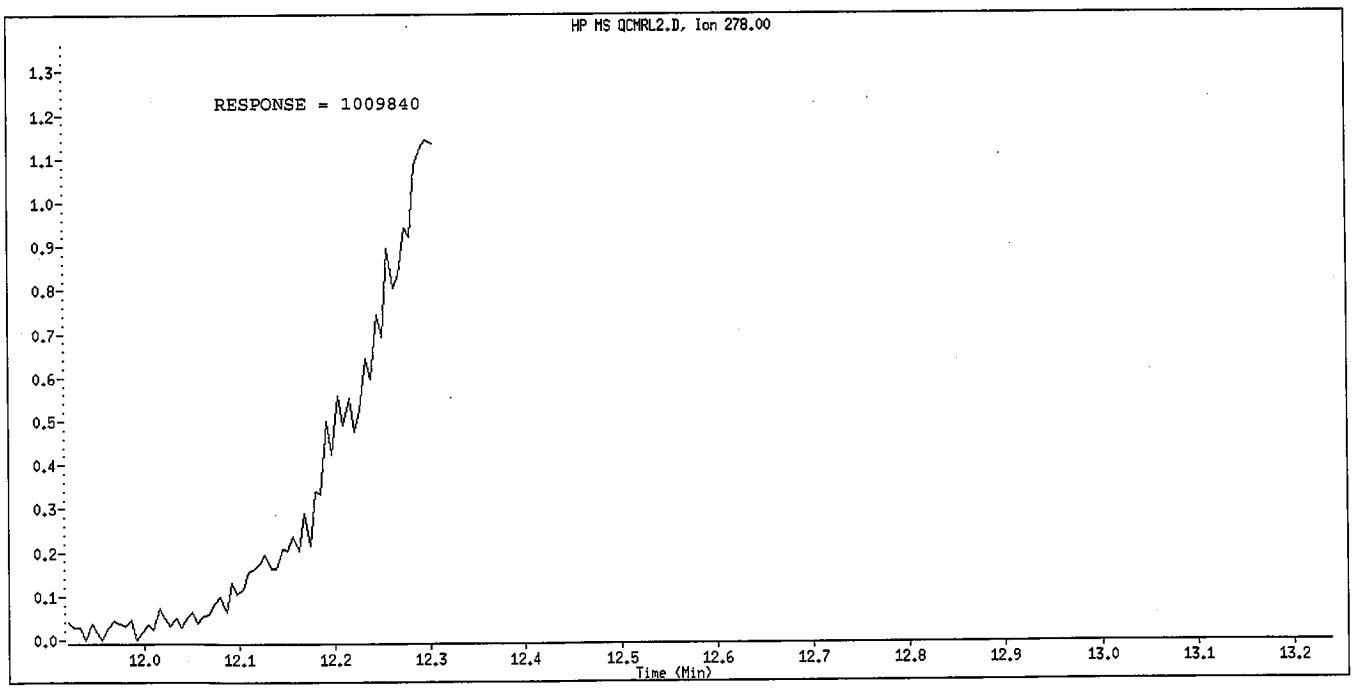

Manual Integration

Manually Integrated By: hulat
Manual Integration Reason: Poor Chromatography

Data File Name: QCMRL2.D
Inj. Date and Time: 11-MAR-2010 14:19
Instrument ID: a4ag2.i
Client ID:
Compound Name: Indeno(1,2,3-cd)pyrene
CAS #: 193-39-5
Report Date: 03/12/2010

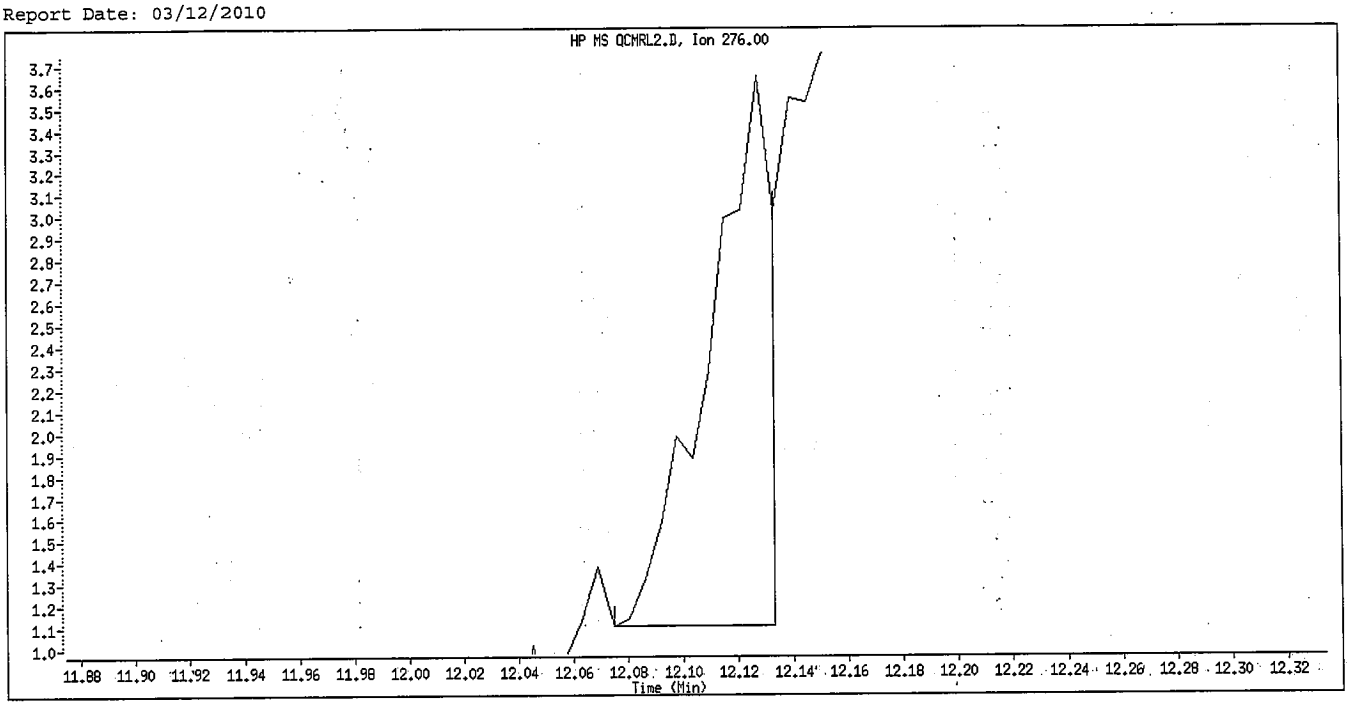

Original Integration

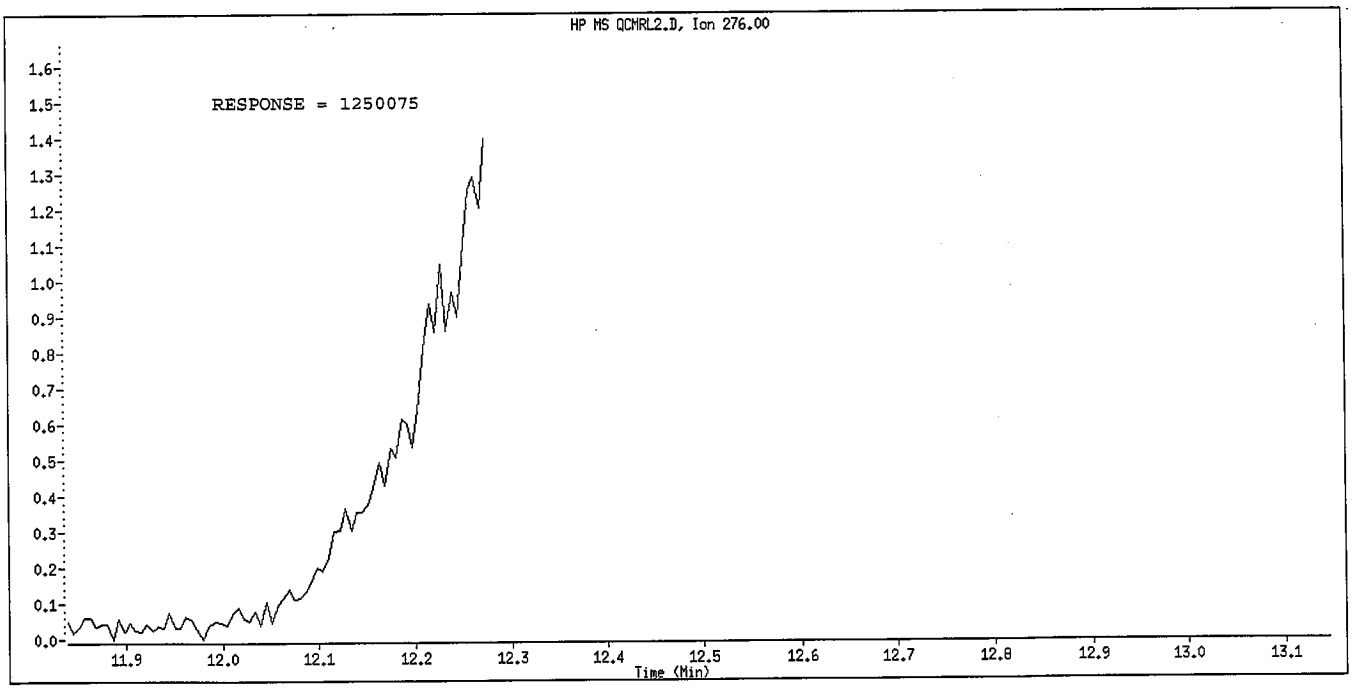

Manual Integration

Manually Integrated By: hulat
Manual Integration Reason: Poor Chromatography

Data File Name: QCMRL2.D
Inj. Date and Time: 11-MAR-2010 14:19
Instrument ID: a4ag2.i
Client ID:
Compound Name: Benzo(g,h,i)perylene
CAS #: 191-24-2
Report Date: 03/12/2010

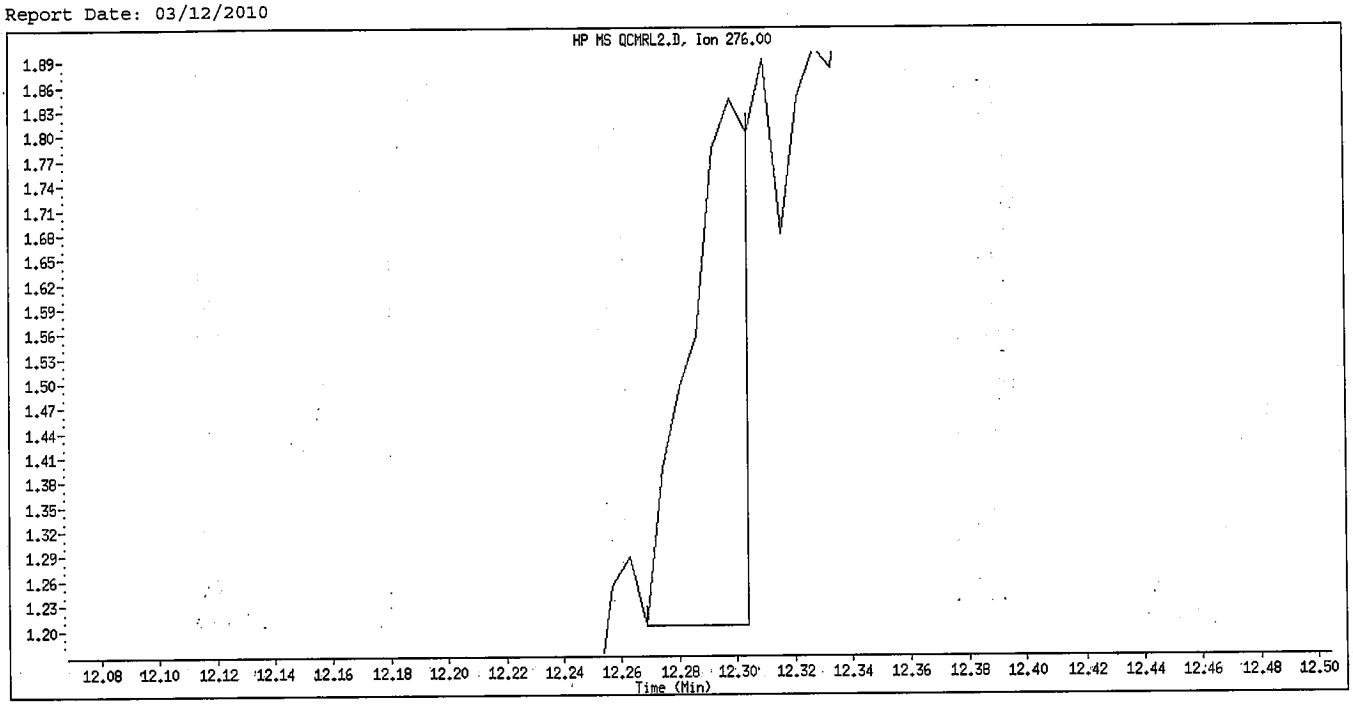

Original Integration

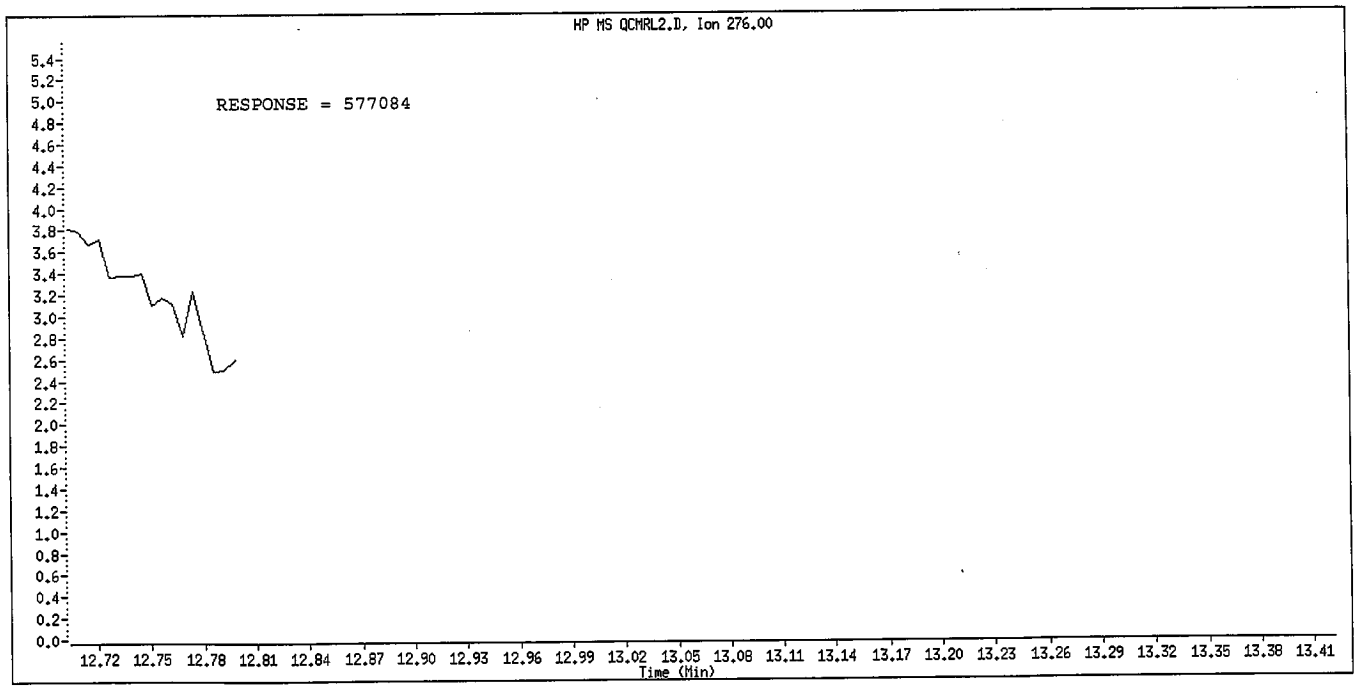

Manual Integration

Manually Integrated By: hulat
Manual Integration Reason: Poor Chromatography

TestAmerica North Canton

Semivolatile REPORT SW-846 Method 8270

Data file : \\cansvr11\dd\chem\MSS\a4ag2.i\00311A.b\MDLCHK1.D
Lab Smp Id: MDLCHK1
Inj Date : 11-MAR-2010 14:37
Operator : 046900 Inst ID: a4ag2.i
Smp Info : MDLCHK1,00311A.b,8270C-625,3-827042.SUB
Misc Info :
Comment :
Method : \\cansvr11\dd\chem\MSS\a4ag2.i\00311A.b\8270C-625.m
Meth Date : 12-Mar-2010 07:09 hulat Quant Type: ISTD
Cal Date : 10-MAR-2010 09:48 Cal File: 2SML0310.D
Als bottle: 38
Dil Factor: 1.00000
Integrator: HP RTE Compound Sublist: 3-827042.SUB
Target Version: 4.14
Processing Host: CANPMSSV04

	Compounds	QUANT SIG MASS	RT	EXP RT	REL RT	RESPONSE	CONCENTRATIONS ON-COLUMN (NG)	FINAL (NG)	
* 1	1,4-Dichlorobenzene-d4	152	3.463	3.463	(1.000)	270301	2.00000		(Q)
* 2	Naphthalene-d8	136	4.363	4.357	(1.000)	1271701	2.00000		
* 3	Acenaphthene-d10	164	5.651	5.639	(1.000)	778621	2.00000		
* 4	Phenanthrene-d10	188	6.762	6.739	(1.000)	1386021	2.00000		
* 5	Chrysene-d12	240	8.827	8.745	(1.000)	1632202	2.00000		
* 6	Perylene-d12	264	10.445	10.180	(1.000)	782979	2.00000		(QH)
198	1,4-Dioxane	88	Compound Not Detected.						
9	Pyridine	79	Compound Not Detected.						
10	N-Nitrosodimethylamine	74	Compound Not Detected.						
12	3-Chloropropionitrile	54	2.216	2.222	(0.640)	8146	0.08161	0.081612	
209	Benzaldehyde	77	3.169	3.169	(0.915)	9063	0.07283	0.072828	
21	Aniline	93	3.233	3.239	(0.934)	12573	0.04713	0.047129	
22	Phenol	94	3.192	3.180	(0.922)	11222	0.05269	0.052692	
23	bis(2-Chloroethyl)ether	93	3.257	3.257	(0.941)	12570	0.06910	0.069105	
24	2-Chlorophenol	128	3.321	3.322	(0.959)	8167	0.04723	0.047229	
26	1,3-Dichlorobenzene	146	3.427	3.427	(0.990)	9110	0.05249	0.052487	
27	1,4-Dichlorobenzene	146	3.474	3.475	(1.003)	8776	0.05026	0.050262	(M)
28	1,2-Dichlorobenzene	146	3.586	3.586	(1.036)	8864	0.05263	0.052630	
29	Benzyl Alcohol	108	Compound Not Detected.						
30	2-Methylphenol	108	3.604	3.598	(1.041)	7394	0.04732	0.047322	
31	bis(2-Chloroisopropyl)ether	45	3.621	3.622	(1.046)	14122	0.06164	0.061640	
37	Acetophenone	105	3.727	3.727	(1.076)	14522	0.06193	0.061931	
32	N-Nitroso-di-n-propylamine	70	3.716	3.716	(1.073)	7029	0.05073	0.050728	
192	4-Methylphenol	108	3.710	3.698	(1.071)	7255	0.04448	0.044479	
34	Hexachloroethane	117	Compound Not Detected.						
35	Nitrobenzene	77	3.857	3.851	(0.884)	11046	0.04863	0.048626	
41	Isophorone	82	4.016	4.010	(0.920)	16668	0.04057	0.040570	
42	2-Nitrophenol	139	4.080	4.075	(0.935)	3048	0.02994	0.029937	(Q)
43	2,4-Dimethylphenol	107	4.086	4.075	(0.937)	8381	0.04095	0.040947	
44	bis(2-Chloroethoxy)methane	93	4.145	4.145	(0.950)	9754	0.04334	0.043337	
46	2,4-Toluenediamene	121	Compound Not Detected.						
47	1,3,5-Trichlorobenzene	180	4.092	4.086	(0.938)	8110	0.04834	0.048339	
48	2,4-Dichlorophenol	162	Compound Not Detected.						

	Compounds	QUANT SIG MASS	RT	EXP RT	REL RT	RESPONSE	CONCENTRATIONS ON-COLUMN (NG)	CONCENTRATIONS FINAL (NG)
49	Benzoic Acid	122	Compound Not Detected.					
50	1,2,4-Trichlorobenzene	180	4.316	4.310	(0.989)	8238	0.05027	0.050273
51	Naphthalene	128	4.374	4.374	(1.003)	27194	0.04663	0.046634
52	4-Chloroaniline	127	4.404	4.392	(1.009)	9819	0.04096	0.040960
56	Hexachlorobutadiene	225	4.457	4.457	(1.022)	4636	0.04858	0.048581
210	Caprolactam	113	Compound Not Detected.					
57	1,2,3-Trichlorobenzene	180	4.480	4.474	(1.027)	7672	0.04974	0.049736
59	4-Chloro-3-Methylphenol	107	4.757	4.727	(1.090)	11006	0.06455	0.064547(QM)
62	2-Methylnaphthalene	142	4.874	4.869	(1.117)	16085	0.05107	0.051073
63	1-Methylnaphthalene	142	4.951	4.945	(1.135)	18508	0.05123	0.051227
64	Hexachlorocyclopentadiene	237	Compound Not Detected.					
66	2,4,6-Trichlorophenol	196	5.092	5.069	(0.901)	5229	0.04416	0.044163
67	2,4,5-Trichlorophenol	196	Compound Not Detected.					
211	1,1'-Biphenyl	154	5.210	5.204	(0.922)	26701	0.04906	0.049059
68	1,2,3,5-Tetrachlorobenzene	216	4.992	4.986	(0.883)	7489	0.03907	0.039073
70	2-Chloronaphthalene	162	5.239	5.233	(0.927)	19559	0.05087	0.050870
73	2-Nitroaniline	65	5.310	5.286	(0.940)	7734	0.05604	0.056043
74	1,2,3,4-Tetrachlorobenzene	216	5.215	5.204	(0.923)	8678	0.04993	0.049932
76	Dimethylphthalate	163	5.410	5.404	(0.957)	21954	0.04860	0.048603
78	2,6-Dinitrotoluene	165	5.463	5.457	(0.967)	4744	0.04813	0.048132
79	Acenaphthylene	152	5.545	5.539	(0.981)	30050	0.04720	0.047196
80	1,2-Dinitrobenzene	168	Compound Not Detected.					
81	3-Nitroaniline	138	Compound Not Detected.					
82	Acenaphthene	153	5.674	5.663	(1.004)	18839	0.04544	0.045439
83	2,4-Dinitrophenol	184	Compound Not Detected.					
85	4-Nitrophenol	109	Compound Not Detected.					
86	Dibenzofuran	168	5.798	5.792	(1.026)	28759	0.05108	0.051080
87	2,4-Dinitrotoluene	165	5.774	5.757	(1.022)	5137	0.03804	0.038039
91	2,3,5,6-Tetrachlorophenol	232	Compound Not Detected.					
93	Diethylphthalate	149	5.927	5.921	(1.049)	28163	0.05851	0.058512
94	Fluorene	166	6.057	6.045	(1.072)	24013	0.05080	0.050801
95	4-Chlorophenyl-phenylether	204	6.033	6.021	(1.068)	10874	0.04988	0.049882
96	4-Nitroaniline	138	6.086	6.039	(1.077)	5090	0.15949	0.15949
98	4,6-Dinitro-2-methylphenol	198	Compound Not Detected.					
99	N-Nitrosodiphenylamine	169	6.121	6.110	(0.905)	19000	0.05269	0.052688
100	1,2-Diphenylhydrazine	77	6.157	6.145	(0.910)	29729	0.04670	0.046698
106	4-Bromophenyl-phenylether	248	6.398	6.386	(0.946)	6154	0.04493	0.044928
107	Hexachlorobenzene	284	6.474	6.457	(0.957)	7161	0.05027	0.050272
212	Atrazine	200	6.515	6.486	(0.963)	5598	0.06120	0.061202
111	Pentachlorophenol	266	Compound Not Detected.					
115	Phenanthrene	178	6.780	6.757	(1.003)	38496	0.05216	0.052164
116	Anthracene	178	6.815	6.798	(1.008)	40521	0.05472	0.054719
119	Carbazole	167	6.951	6.904	(1.028)	34671	0.05005	0.050046
120	Di-n-Butylphthalate	149	7.139	7.121	(1.056)	53887	0.06175	0.061746
123	Fluoranthene	202	7.686	7.645	(1.137)	42791	0.05622	0.056225
124	Benzidine	184	Compound Not Detected.					
125	Pyrene	202	7.868	7.821	(0.891)	46851	0.05847	0.058473
131	Butylbenzylphthalate	149	8.309	8.262	(0.941)	24485	0.06400	0.063996
133	3,3'-Dimethoxybenzidine	244	Compound Not Detected.					
135	3,3'-Dichlorobenzidine	252	Compound Not Detected.					
136	Benzo(a)Anthracene	228	8.821	8.739	(0.999)	46362	0.05653	0.056528(M)
137	Chrysene	228	8.839	8.768	(1.001)	39868	0.05373	0.053734(M)
138	4,4'-Methylene bis(o-chloroan	231	Compound Not Detected.					
139	bis(2-ethylhexyl)Phthalate	149	8.751	8.692	(0.991)	44110	0.07964	0.079639

	Compounds	QUANT SIG MASS	RT	EXP RT	REL RT	RESPONSE	CONCENTRATIONS ON-COLUMN (NG)	CONCENTRATIONS FINAL (NG)
140	Di-n-octylphthalate	149	9.333	9.251	(0.894)	51262	0.24388	0.24388 (M)
141	Benzo(b)fluoranthene	252	9.933	9.739	(0.951)	38730	0.09065	0.090646 (QM)
142	Benzo(k)fluoranthene	252	9.968	9.751	(0.954)	39258	0.08896	0.088964 (QM)
146	Benzo(a)pyrene	252	10.392	10.109	(0.995)	42597	0.11019	0.11019 (M)
149	Indeno(1,2,3-cd)pyrene	276	12.286	11.774	(1.176)	43821	0.09596	0.095959 (M)
150	Dibenz(a,h)anthracene	278	12.421	11.803	(1.189)	39633	0.19036	0.19036 (M)
151	Benzo(g,h,i)perylene	276	13.050	12.298	(1.249)	31525	0.08671	0.086714 (QM)
$ 154	Nitrobenzene-d5	82	3.839	3.839	(0.880)	9700	0.03846	0.038463 (R)
$ 155	2-Fluorobiphenyl	172	5.133	5.127	(0.908)	21078	0.04711	0.047106 (R)
$ 156	Terphenyl-d14	244	7.956	7.910	(0.901)	30524	0.05932	0.059324 (R)
$ 157	Phenol-d5	99	3.180	3.175	(0.918)	11576	0.05650	0.056496 (R)
$ 158	2-Fluorophenol	112	2.598	2.592	(0.750)	7706	0.05047	0.050472 (R)
$ 159	2,4,6-Tribromophenol	330	6.257	6.221	(1.107)	2638	0.13306	0.13306 (R)
$ 186	2-Chlorophenol-d4	132	3.316	3.310	(0.958)	7815	0.04951	0.049508 (R)
$ 187	1,2-Dichlorobenzene-d4	152	3.574	3.575	(1.032)	5967	0.05556	0.055562 (R)
M 195	Cresols, total	100				14649	0.09180	0.091801
101	Diphenylamine	169	6.121	6.110	(0.905)	19000	0.05269	0.052688

QC Flag Legend

Q - Qualifier signal failed the ratio test.
R - Spike/Surrogate failed recovery limits.
M - Compound response manually integrated.
H - Operator selected an alternate compound hit.

TestAmerica North Canton

INTERNAL STANDARD COMPOUNDS
AREA AND RT SUMMARY

Instrument ID: a4ag2.i
Lab File ID: MDLCHK1.D
Lab Smp Id: MDLCHK1
Analysis Type: SV
Quant Type: ISTD
Operator: 046900
Method File: \\cansvr11\dd\chem\MSS\a4ag2.i\00311A.b\8270C-625.m
Misc Info:

Calibration Date: 11-MAR-2010
Calibration Time: 07:40
Level:
Sample Type:

COMPOUND	STANDARD	AREA LIMIT LOWER	AREA LIMIT UPPER	SAMPLE	%DIFF
1 1,4-Dichlorobenze	259601	129801	519202	270301	4.12
2 Naphthalene-d8	1078163	539082	2156326	1271701	17.95
3 Acenaphthene-d10	568794	284397	1137588	778621	36.89
4 Phenanthrene-d10	913603	456802	1827206	1386021	51.71
5 Chrysene-d12	1135801	567901	2271602	1632202	43.70
6 Perylene-d12	986779	493390	1973558	782979	-20.65

COMPOUND	STANDARD	RT LIMIT LOWER	RT LIMIT UPPER	SAMPLE	%DIFF
1 1,4-Dichlorobenze	3.46	2.96	3.96	3.46	-0.00
2 Naphthalene-d8	4.36	3.86	4.86	4.36	0.13
3 Acenaphthene-d10	5.64	5.14	6.14	5.65	0.21
4 Phenanthrene-d10	6.74	6.24	7.24	6.76	0.35
5 Chrysene-d12	8.75	8.25	9.25	8.83	0.94
6 Perylene-d12	10.18	9.68	10.68	10.45	2.60

AREA UPPER LIMIT = +100% of internal standard area.
AREA LOWER LIMIT = - 50% of internal standard area.
RT UPPER LIMIT = + 0.50 minutes of internal standard RT.
RT LOWER LIMIT = - 0.50 minutes of internal standard RT.

Data File: \\canswr11\dd\chem\MSS\a4ag2.i\00311A.b\MDLCHK1.D
Date : 11-MAR-2010 14:37
Client ID:
Sample Info: MDLCHK1,00311A,b,8270C-625,3-827042,SUB
Column phase: db5.625

Instrument: a4ag2.i
Operator: 046900
Column diameter: 0.32

Data File Name: MDLCHK1.D
Inj. Date and Time: 11-MAR-2010 14:37
Instrument ID: a4ag2.i
Client ID:
Compound Name: 1,4-Dichlorobenzene
CAS #: 106-46-7
Report Date: 03/12/2010

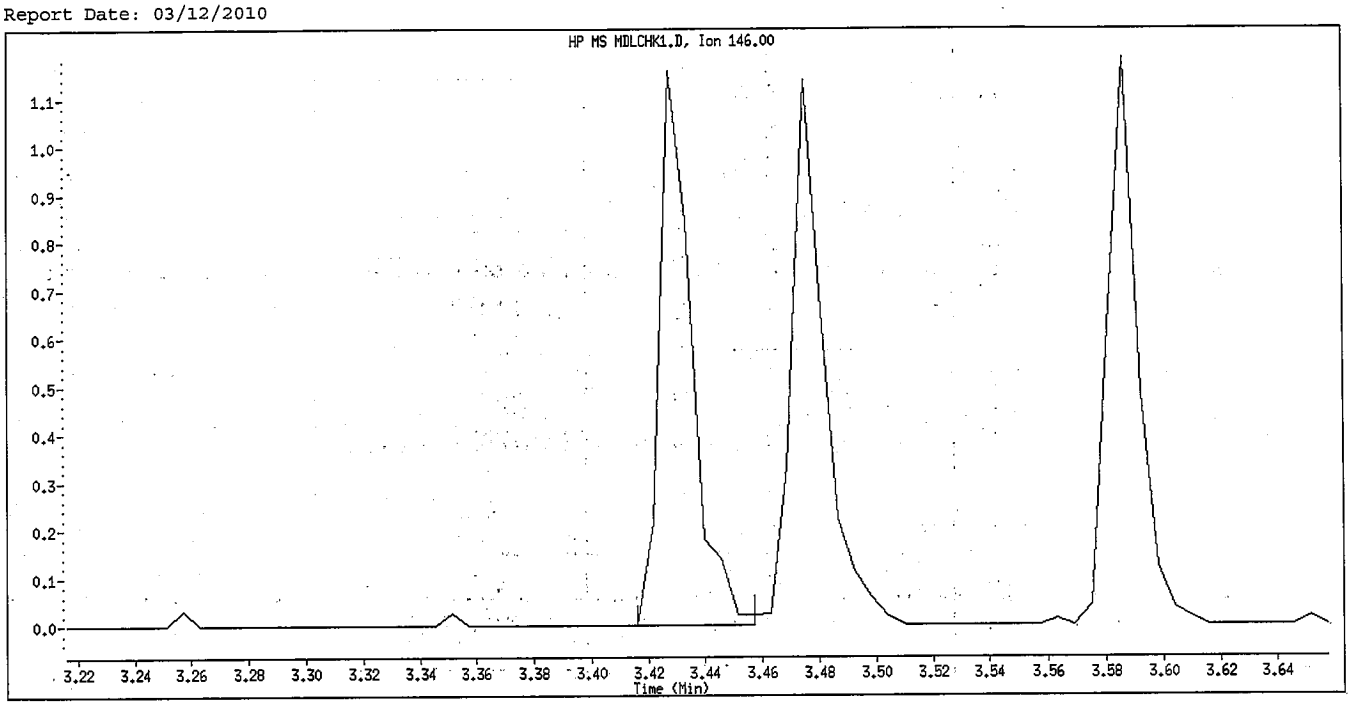

Original Integration

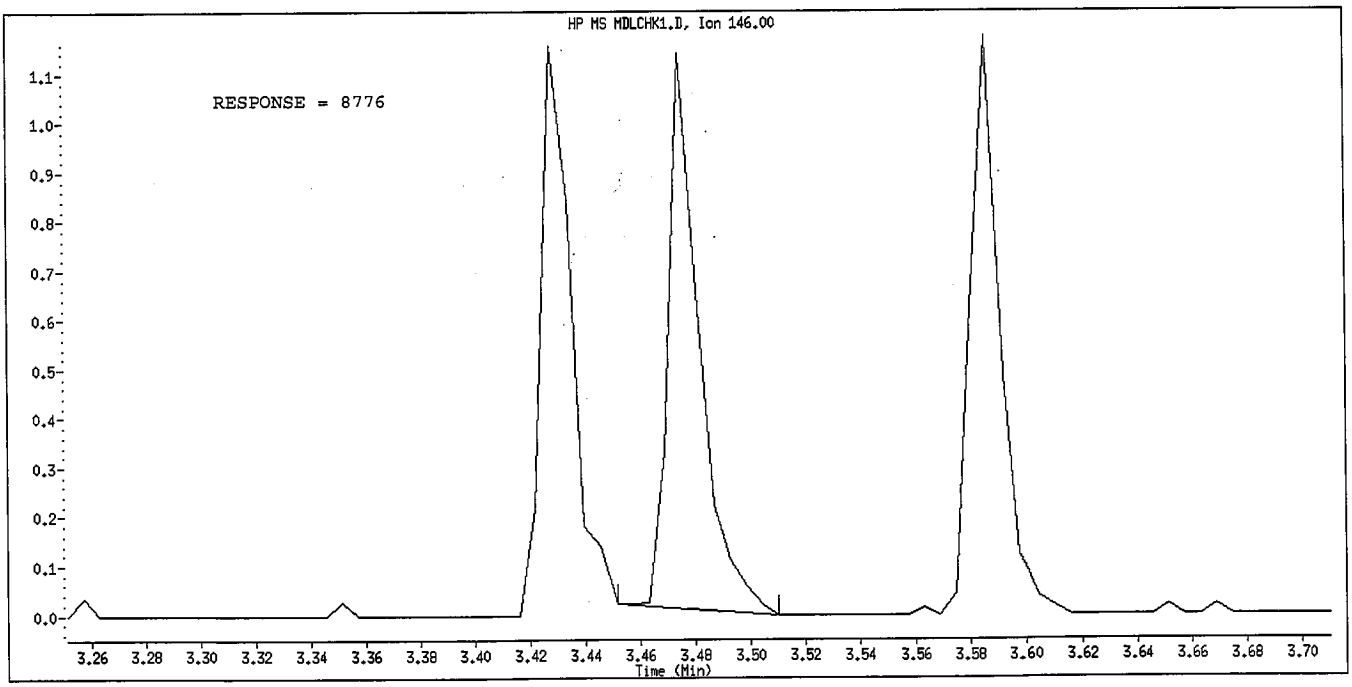

Manual Integration

Manually Integrated By: hulat
Manual Integration Reason: Peak not found

Data File Name: MDLCHK1.D
Inj. Date and Time: 11-MAR-2010 14:37
Instrument ID: a4ag2.i
Client ID:
Compound Name: 4-Chloro-3-Methylphenol
CAS #: 59-50-7
Report Date: 03/12/2010

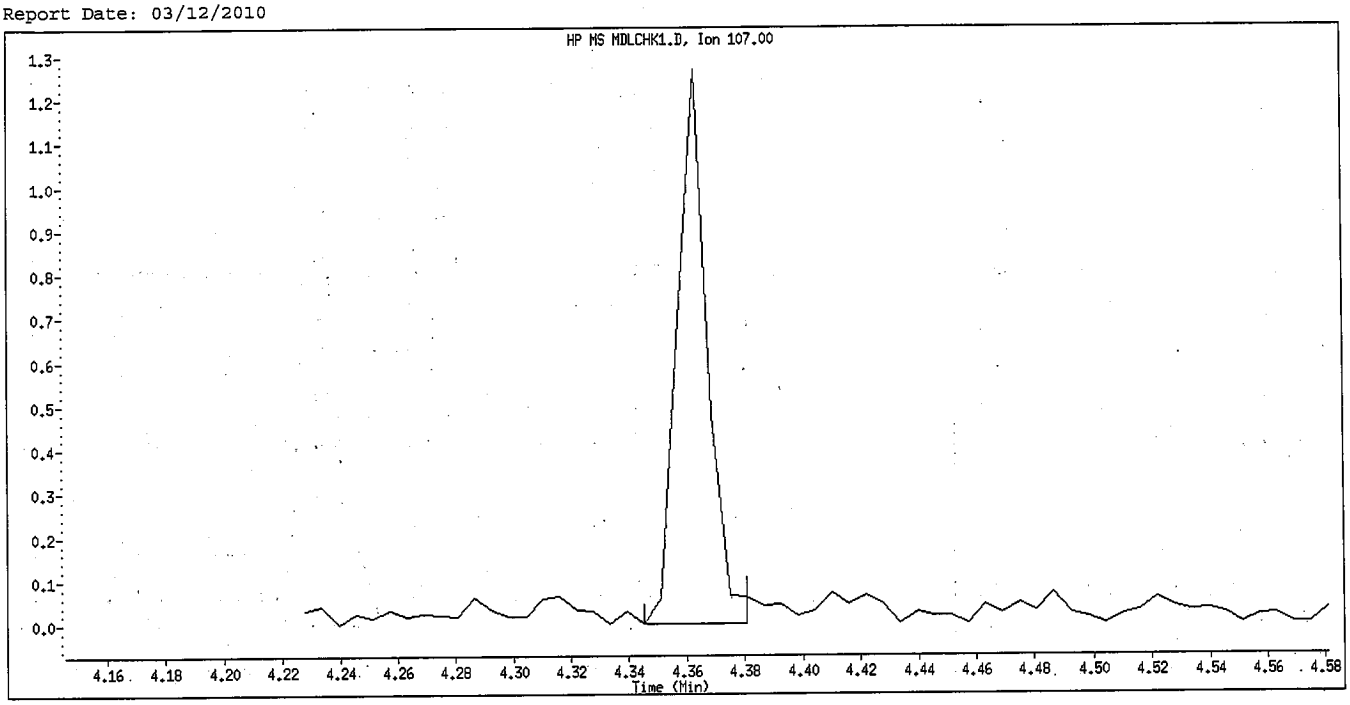

Original Integration

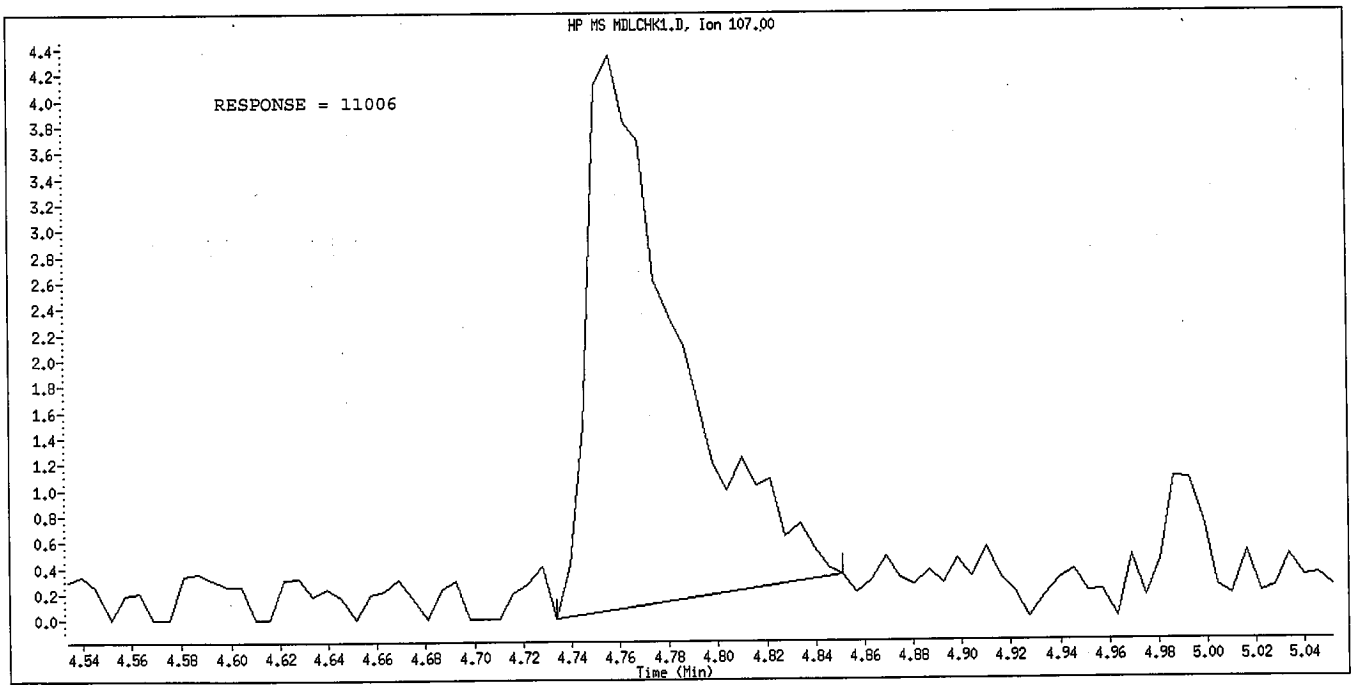

Manual Integration

Manually Integrated By: hulat
Manual Integration Reason: Poor Chromatography

Data File Name: MDLCHK1.D
Inj. Date and Time: 11-MAR-2010 14:37
Instrument ID: a4ag2.i
Client ID:
Compound Name: Benzo(a)Anthracene
CAS #: 56-55-3
Report Date: 03/12/2010

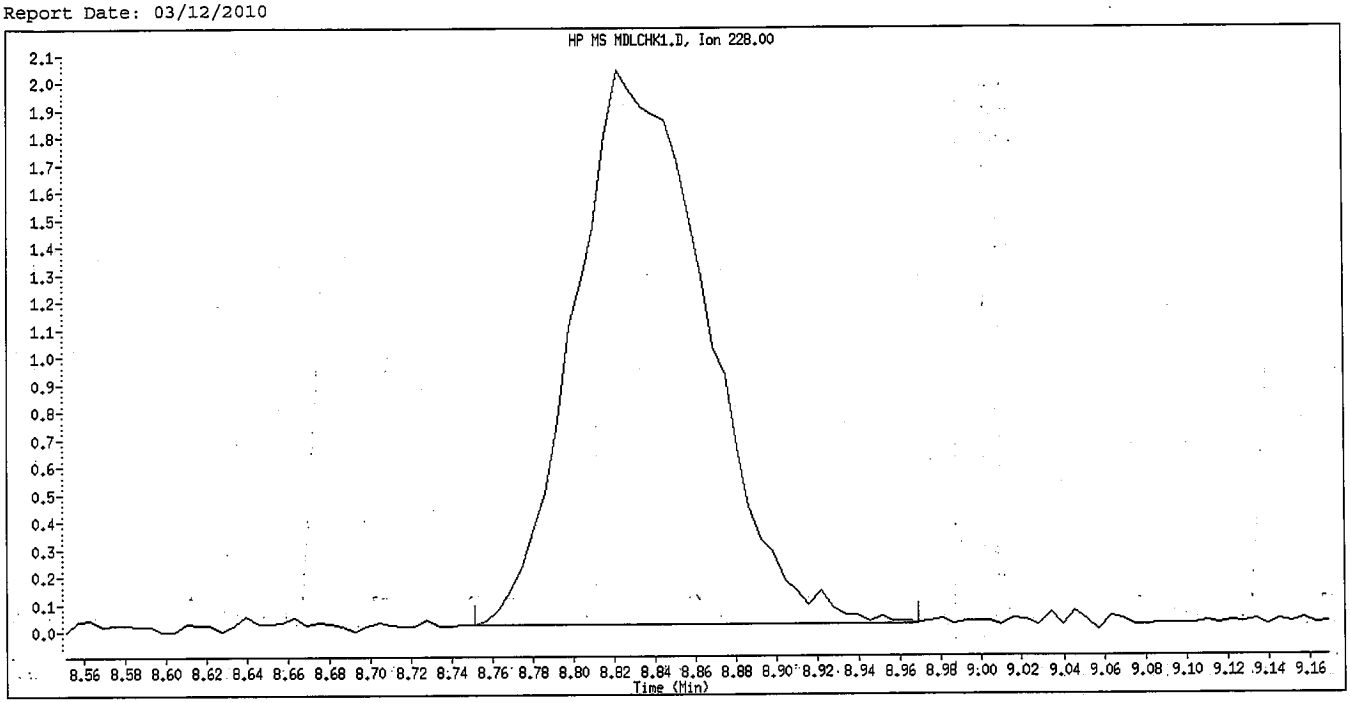

Original Integration

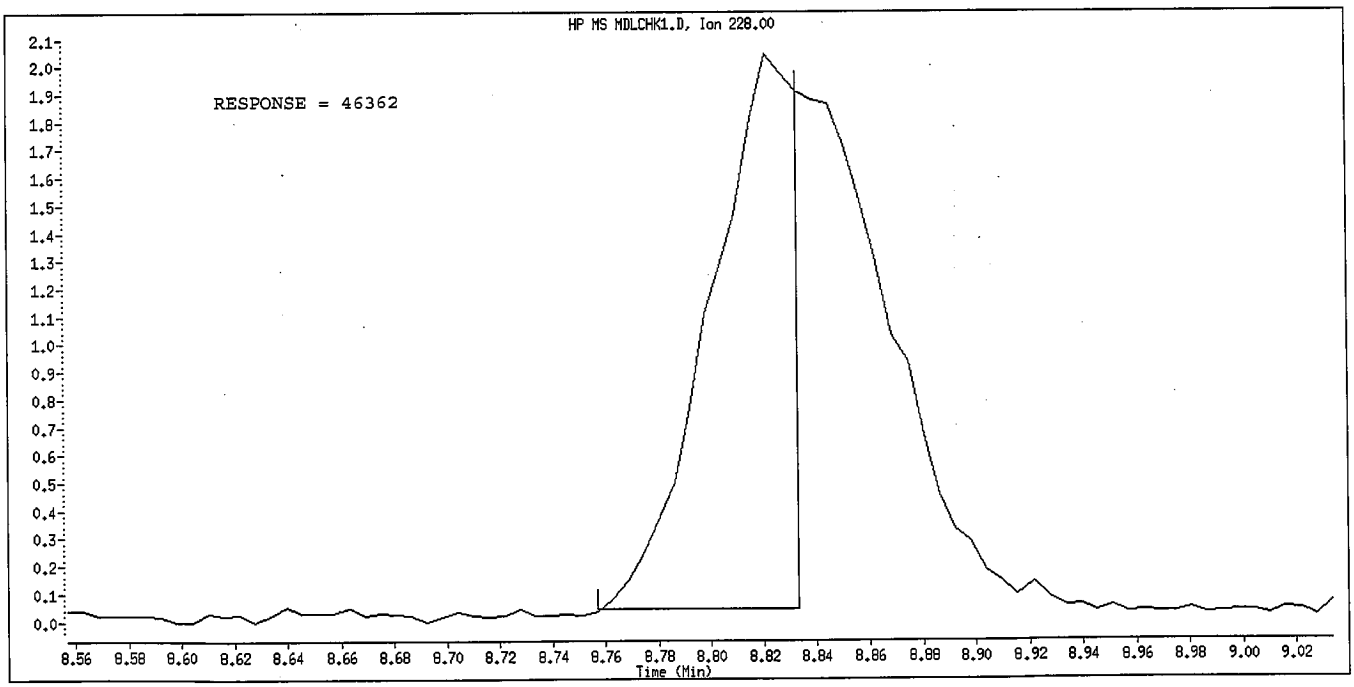

Manual Integration

Manually Integrated By: hulat
Manual Integration Reason: Poor Chromatography

Data File Name: MDLCHK1.D
Inj. Date and Time: 11-MAR-2010 14:37
Instrument ID: a4ag2.i
Client ID:
Compound Name: Chrysene
CAS #: 218-01-9
Report Date: 03/12/2010

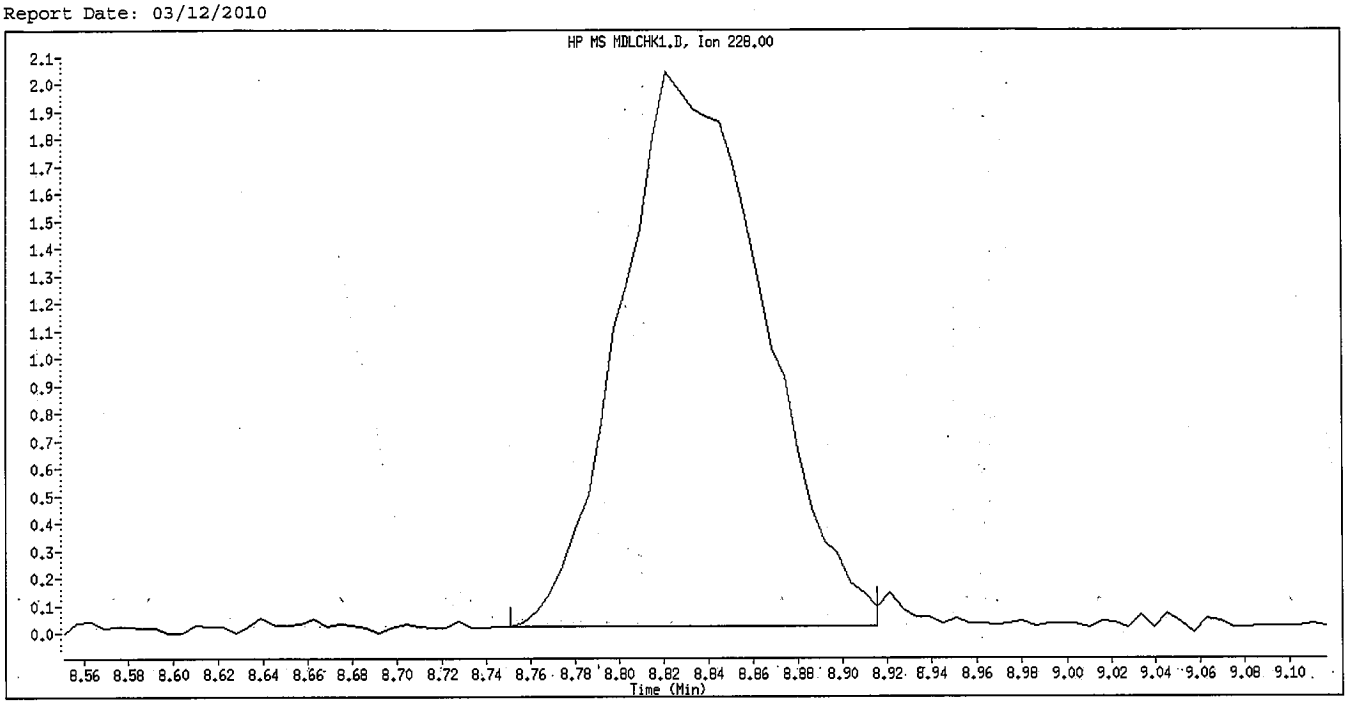

Original Integration

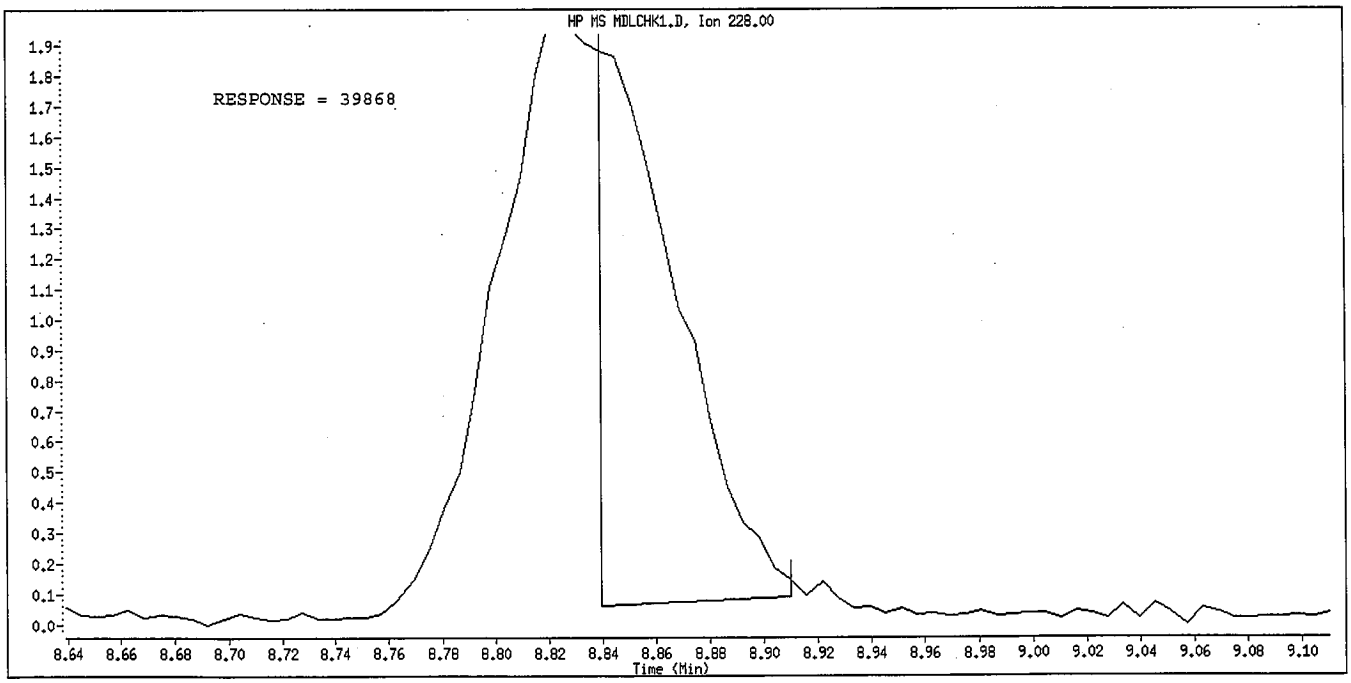

Manual Integration

Manually Integrated By: hulat
Manual Integration Reason: Poor Chromatography

Data File Name: MDLCHK1.D
Inj. Date and Time: 11-MAR-2010 14:37
Instrument ID: a4ag2.i
Client ID:
Compound Name: Di-n-octylphthalate
CAS #: 117-84-0
Report Date: 03/12/2010

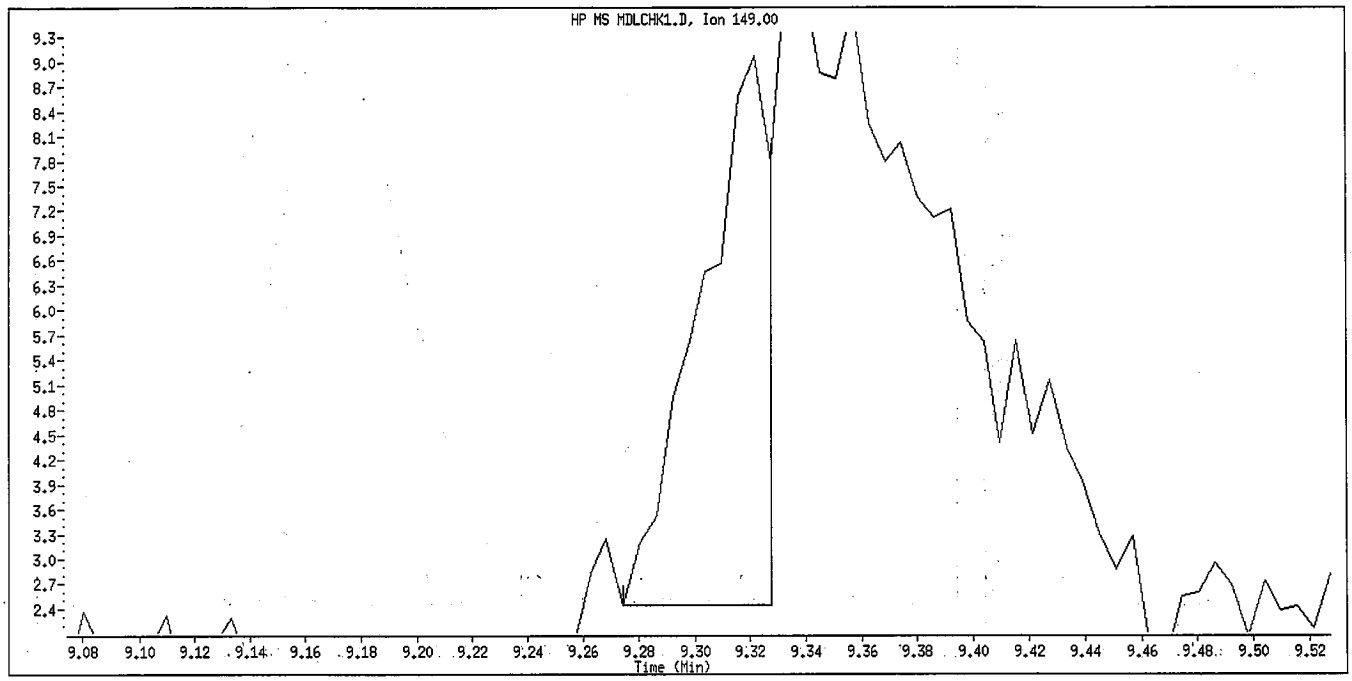

Original Integration

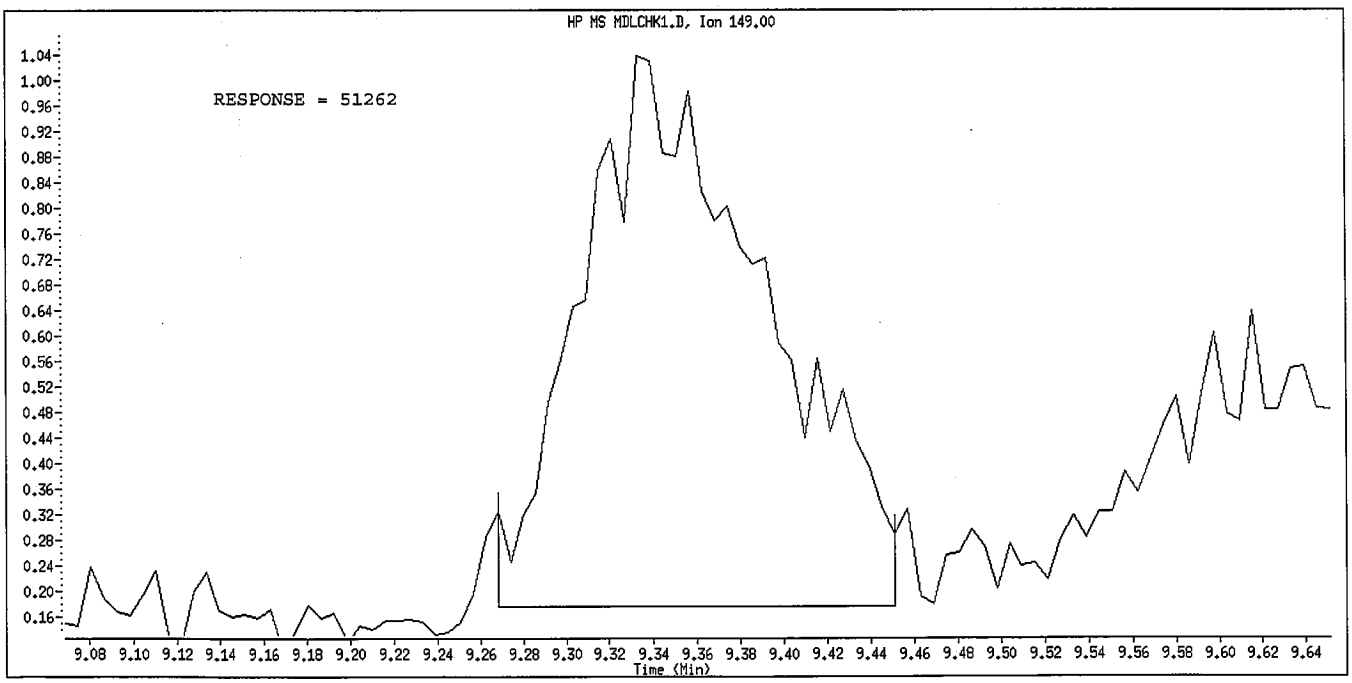

Manual Integration

Manually Integrated By: hulat
Manual Integration Reason: Poor Chromatography

Data File Name: MDLCHK1.D
Inj. Date and Time: 11-MAR-2010 14:37
Instrument ID: a4ag2.i
Client ID:
Compound Name: Benzo(b)fluoranthene
CAS #: 205-99-2
Report Date: 03/12/2010

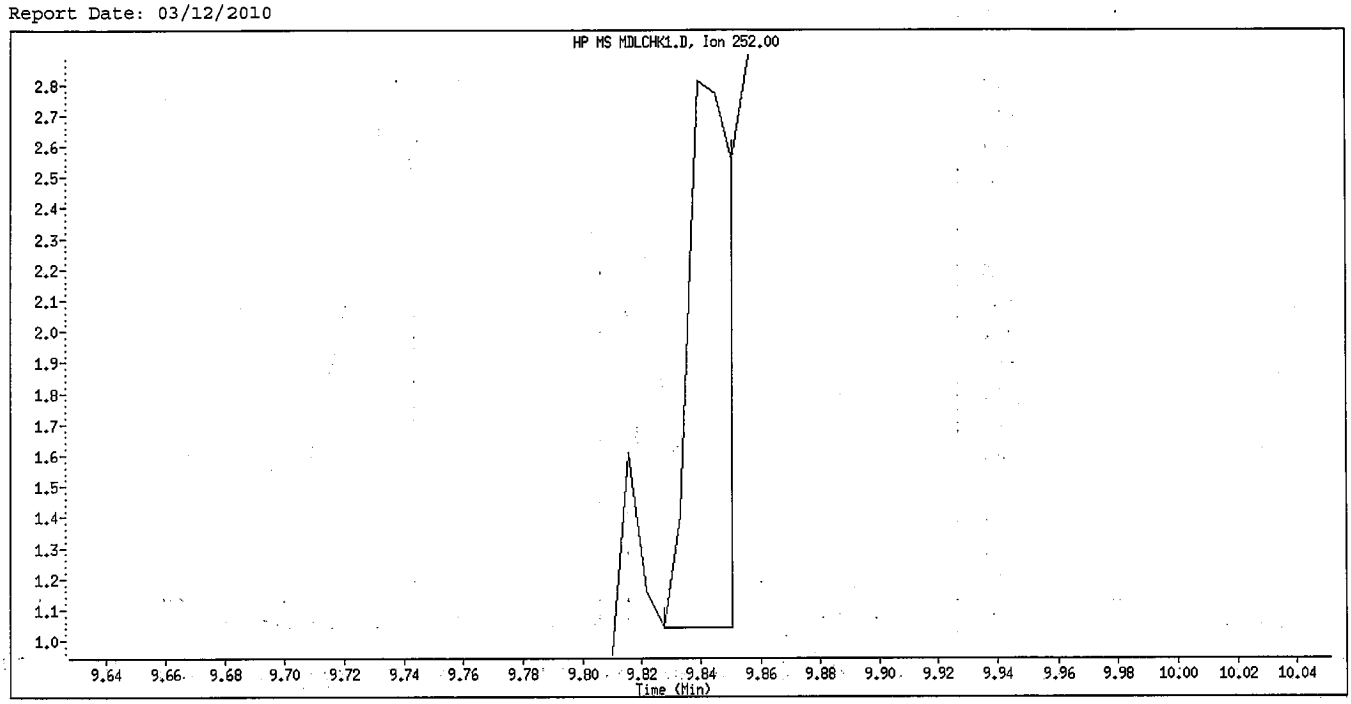

Original Integration

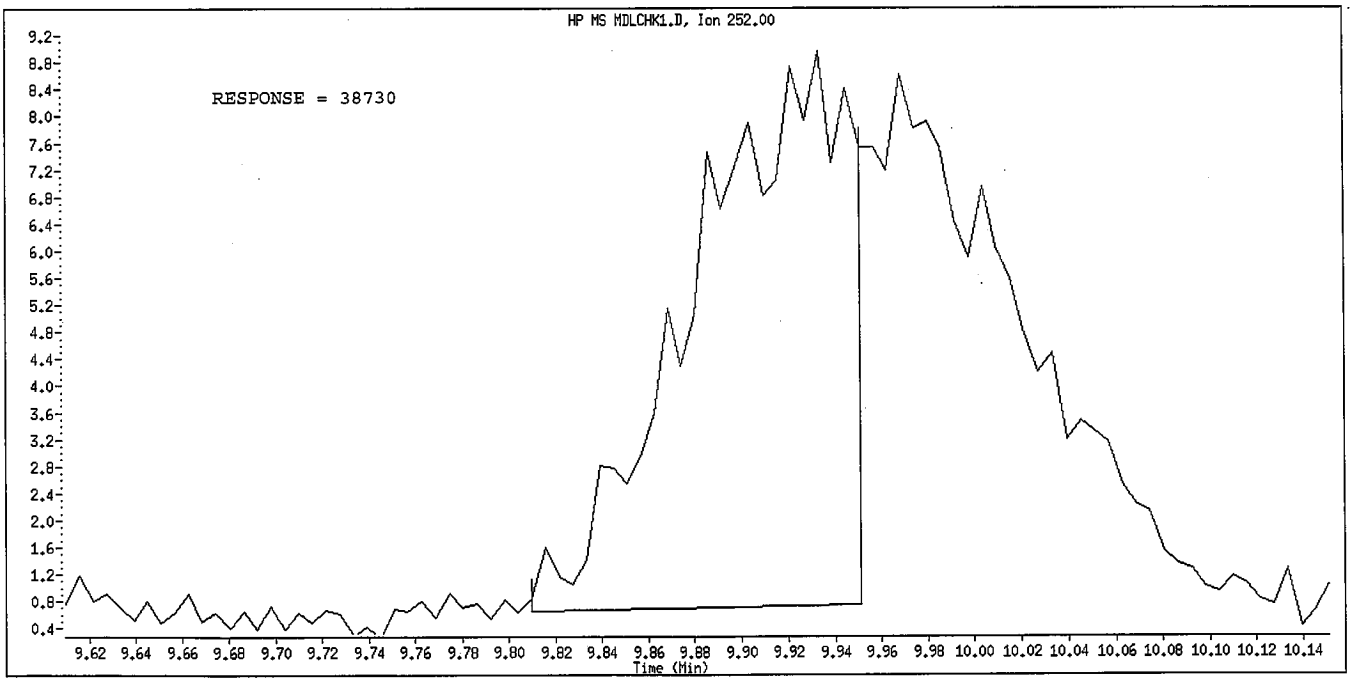

Manual Integration

Manually Integrated By: hulat
Manual Integration Reason: Poor Chromatography

Data File Name: MDLCHK1.D
Inj. Date and Time: 11-MAR-2010 14:37
Instrument ID: a4ag2.i
Client ID:
Compound Name: Benzo(k)fluoranthene
CAS #: 207-08-9
Report Date: 03/12/2010

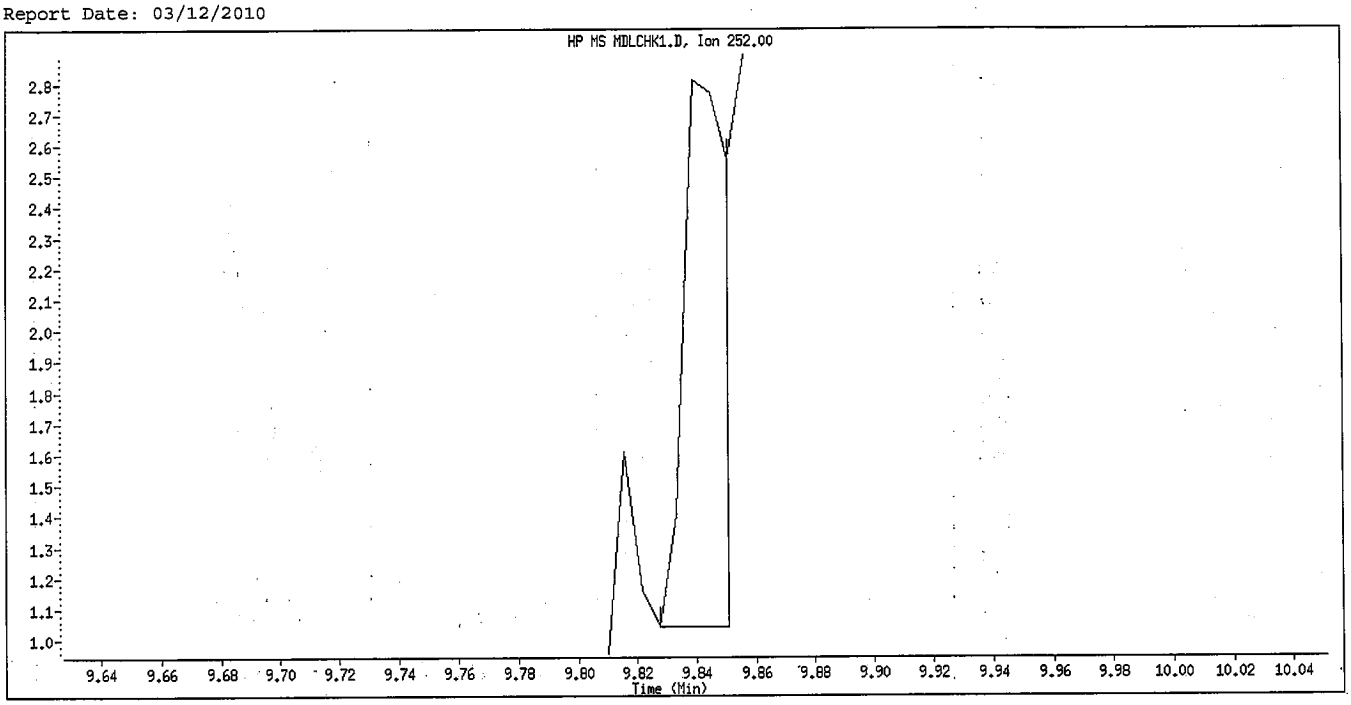

Original Integration

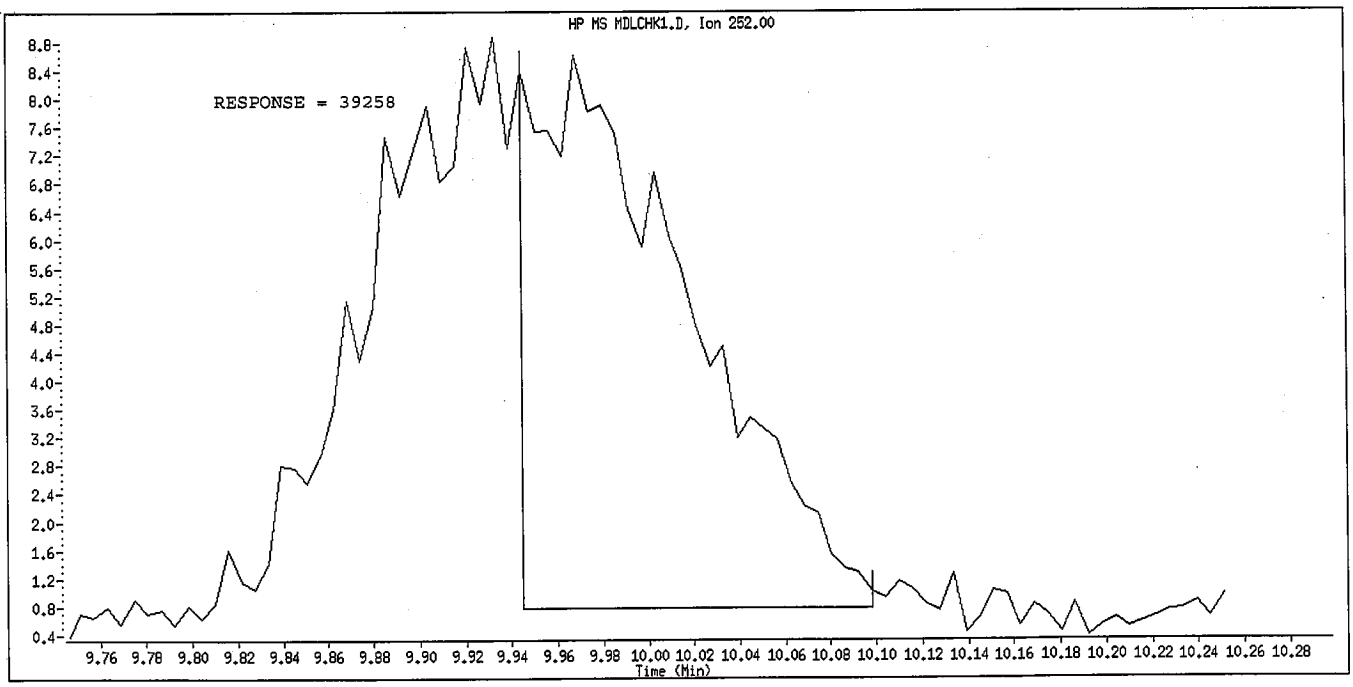

Manual Integration

Manually Integrated By: hulat
Manual Integration Reason: Poor Chromatography

Data File Name: MDLCHK1.D
Inj. Date and Time: 11-MAR-2010 14:37
Instrument ID: a4ag2.i
Client ID:
Compound Name: Benzo(a)pyrene
CAS #: 50-32-8
Report Date: 03/12/2010

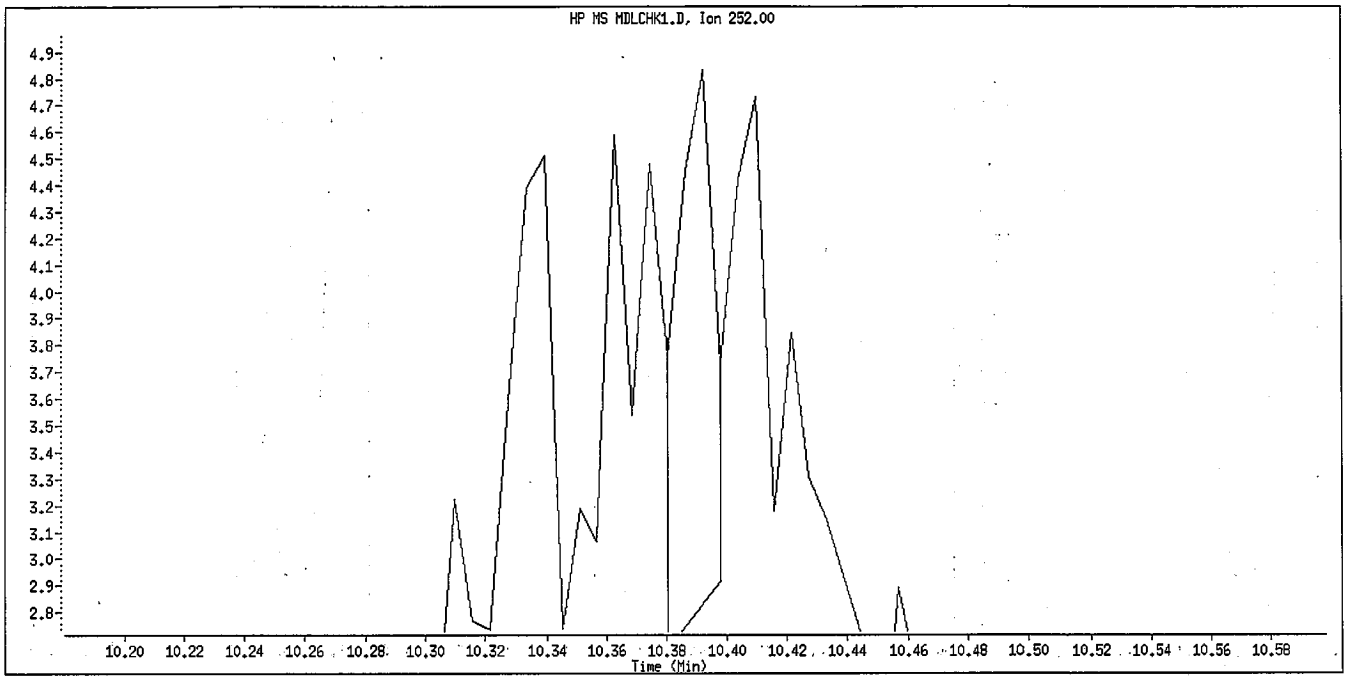

Original Integration

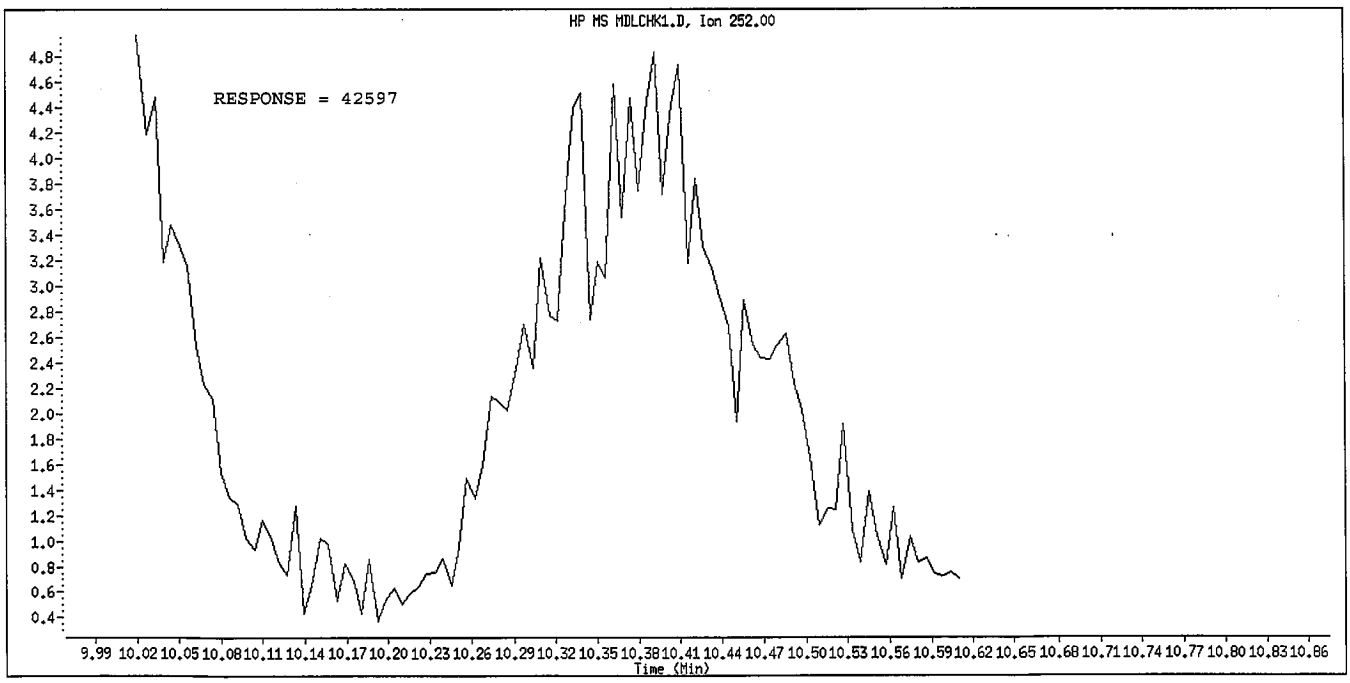

Manual Integration

Manually Integrated By: hulat
Manual Integration Reason: Poor Chromatography

Data File Name: MDLCHK1.D
Inj. Date and Time: 11-MAR-2010 14:37
Instrument ID: a4ag2.i
Client ID:
Compound Name: Indeno(1,2,3-cd)pyrene
CAS #: 193-39-5
Report Date: 03/12/2010

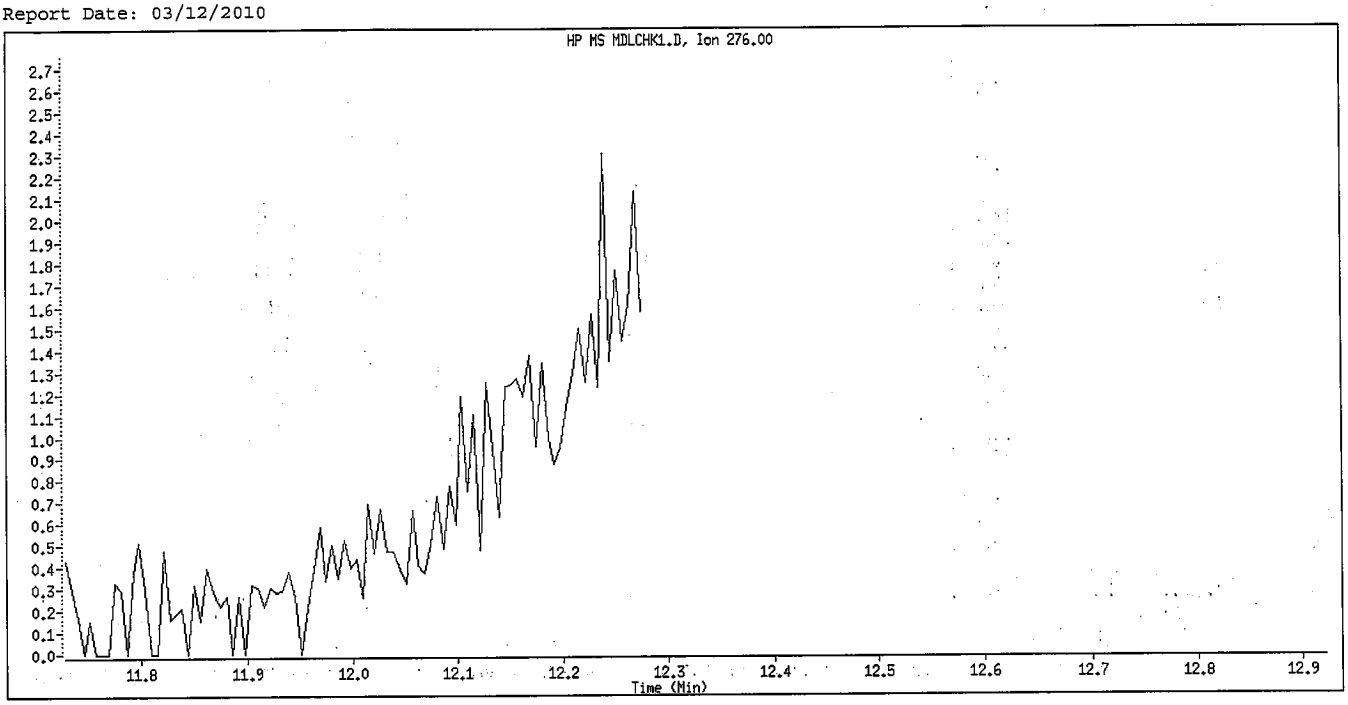

Original Integration

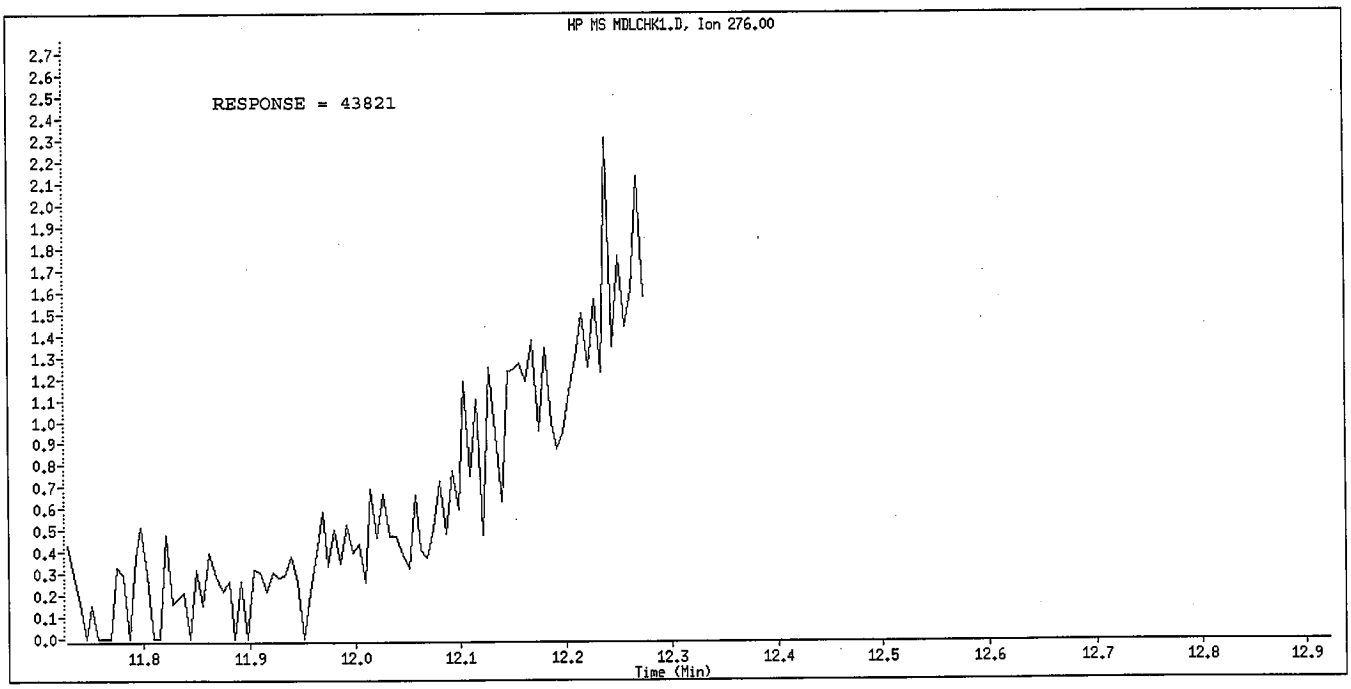

Manual Integration

Manually Integrated By: hulat
Manual Integration Reason: Poor Chromatography

Data File Name: MDLCHK1.D
Inj. Date and Time: 11-MAR-2010 14:37
Instrument ID: a4ag2.i
Client ID:
Compound Name: Dibenz(a,h)anthracene
CAS #: 53-70-3
Report Date: 03/12/2010

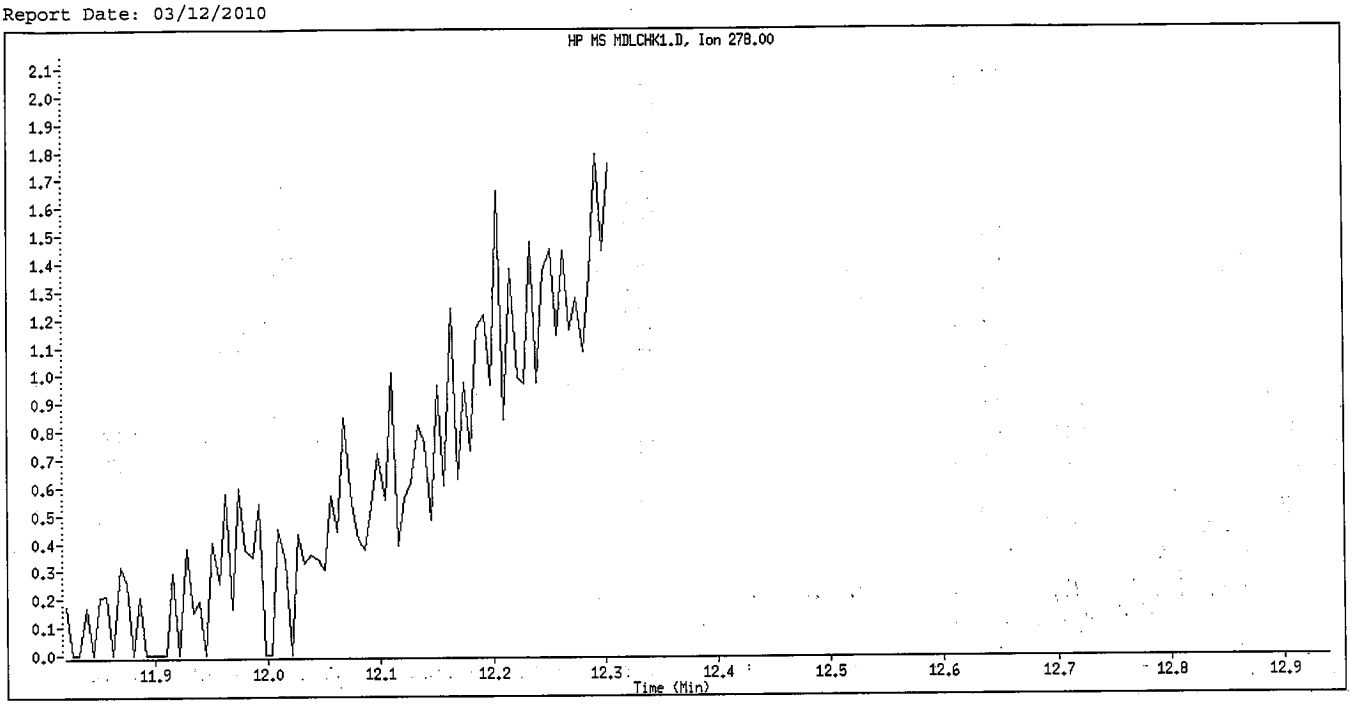

Original Integration

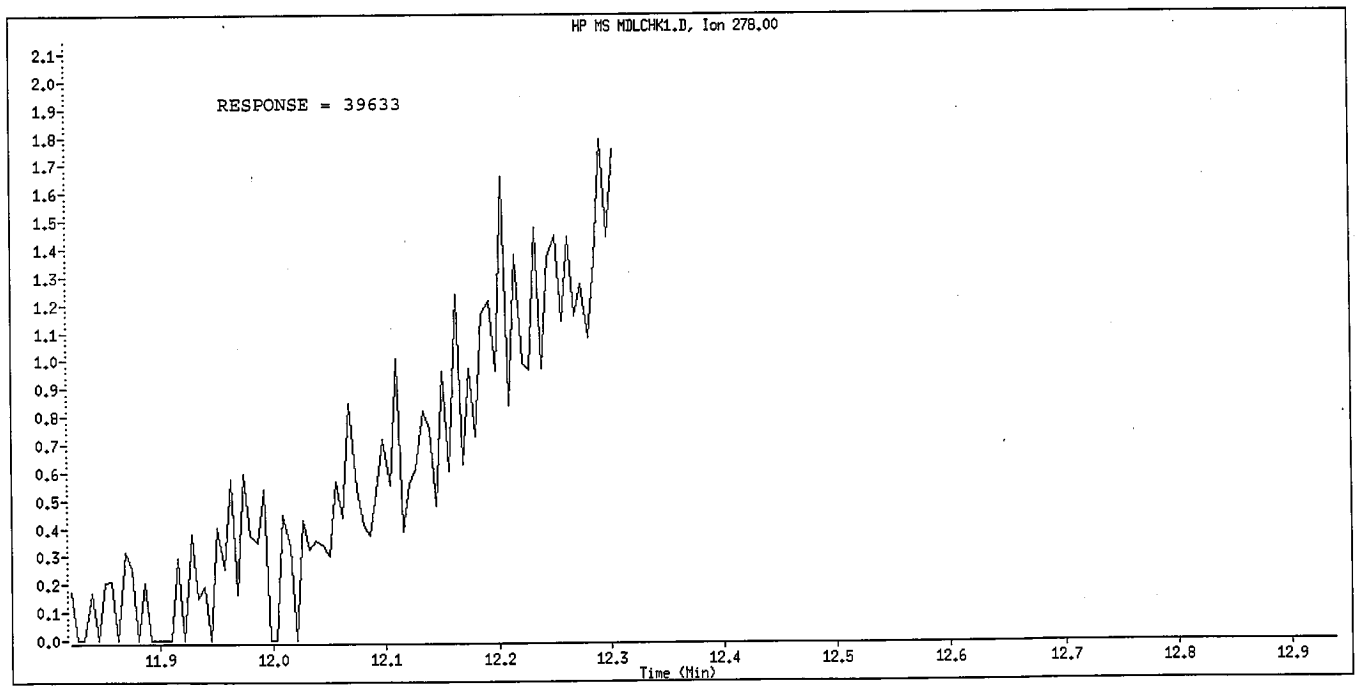

Manual Integration

Manually Integrated By: hulat
Manual Integration Reason: Poor Chromatography

Data File Name: MDLCHK1.D
Inj. Date and Time: 11-MAR-2010 14:37
Instrument ID: a4ag2.i
Client ID:
Compound Name: Benzo(g,h,i)perylene
CAS #: 191-24-2
Report Date: 03/12/2010

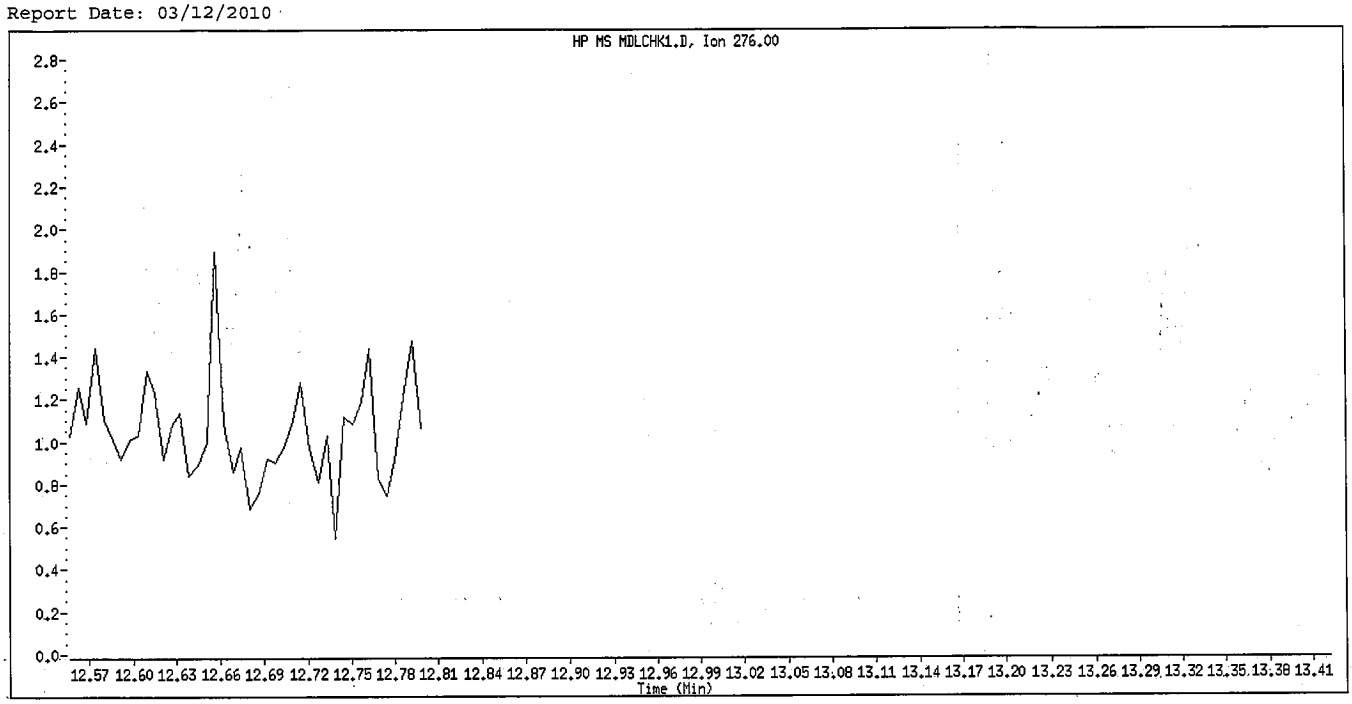

Original Integration

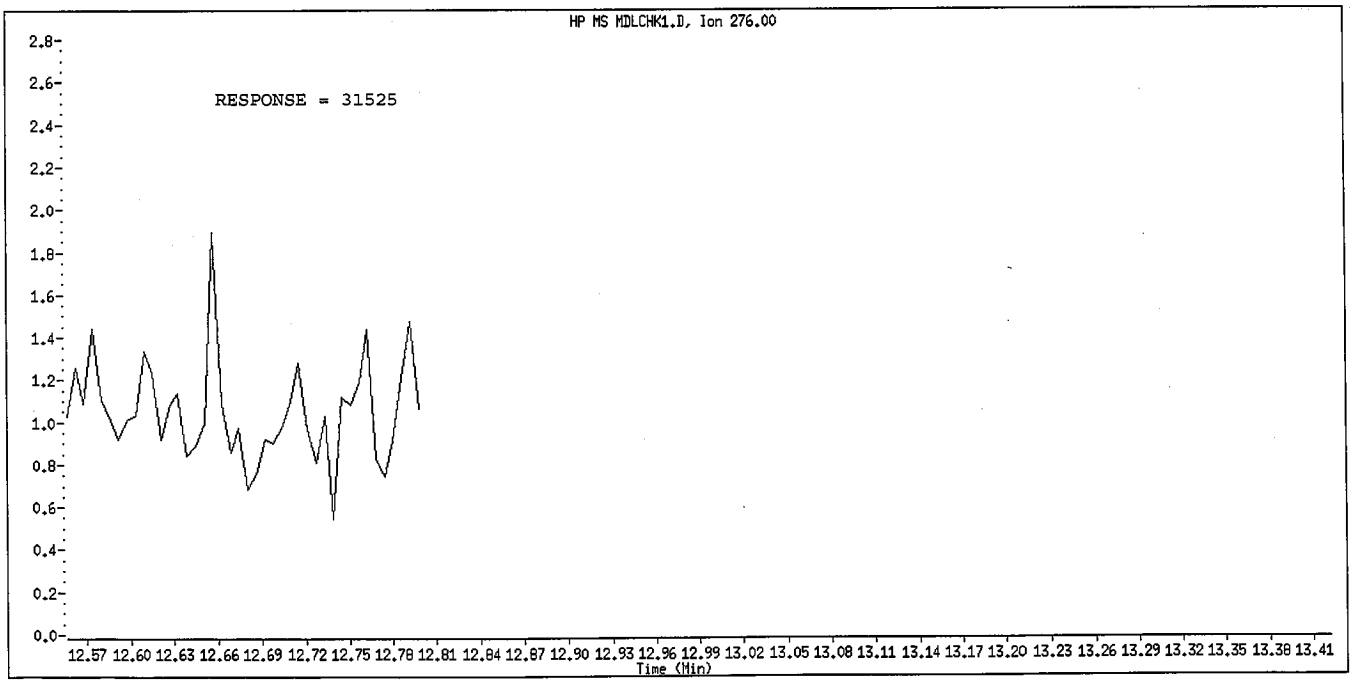

Manual Integration

Manually Integrated By: hulat
Manual Integration Reason: Poor Chromatography

3-12

TestAmerica North Canton

Semivolatile REPORT SW-846 Method 8270

Data file : \\cansvr11\dd\chem\MSS\a4ag2.i\00311A.b\MDLCHK2.D
Lab Smp Id: MDLCHK2
Inj Date : 11-MAR-2010 14:54
Operator : 046900 Inst ID: a4ag2.i
Smp Info : MDLCHK2,00311A.b,8270C-625,3-827042.SUB
Misc Info :
Comment :
Method : \\cansvr11\dd\chem\MSS\a4ag2.i\00311A.b\8270C-625.m
Meth Date : 12-Mar-2010 07:09 hulat Quant Type: ISTD
Cal Date : 10-MAR-2010 09:48 Cal File: 2SML0310.D
Als bottle: 39
Dil Factor: 1.00000
Integrator: HP RTE Compound Sublist: 3-827042.SUB
Target Version: 4.14
Processing Host: CANPMSSV04

	Compounds	QUANT SIG MASS	RT	EXP RT	REL RT	RESPONSE	CONCENTRATIONS ON-COLUMN (NG)	FINAL (NG)
* 1	1,4-Dichlorobenzene-d4	152	3.463	3.463	(1.000)	282144	2.00000	(Q)
* 2	Naphthalene-d8	136	4.363	4.357	(1.000)	1251115	2.00000	
* 3	Acenaphthene-d10	164	5.645	5.639	(1.000)	746487	2.00000	
* 4	Phenanthrene-d10	188	6.756	6.739	(1.000)	1298318	2.00000	
* 5	Chrysene-d12	240	8.803	8.745	(1.000)	1525933	2.00000	
* 6	Perylene-d12	264	10.380	10.180	(1.000)	1275717	2.00000	
198	1,4-Dioxane	88	1.645	1.663	(0.475)	21782	0.26960	0.26960
9	Pyridine	79	1.845	1.857	(0.533)	31038	0.16282	0.16282(QM)
10	N-Nitrosodimethylamine	74	1.816	1.822	(0.524)	22660	0.20126	0.20126(QM)
12	3-Chloropropionitrile	54	2.216	2.222	(0.640)	27326	0.26228	0.26228
209	Benzaldehyde	77	3.168	3.169	(0.915)	33016	0.25417	0.25417
21	Aniline	93	3.233	3.239	(0.934)	57778	0.20749	0.20749
22	Phenol	94	3.192	3.180	(0.922)	50247	0.22603	0.22603
23	bis(2-Chloroethyl)ether	93	3.257	3.257	(0.941)	53090	0.27962	0.27962
24	2-Chlorophenol	128	3.321	3.322	(0.959)	44166	0.24469	0.24469
26	1,3-Dichlorobenzene	146	3.427	3.427	(0.990)	42591	0.23509	0.23509
27	1,4-Dichlorobenzene	146	3.474	3.475	(1.003)	44168	0.24234	0.24234
28	1,2-Dichlorobenzene	146	3.586	3.586	(1.036)	40919	0.23276	0.23276
29	Benzyl Alcohol	108	3.545	3.533	(1.024)	25290	0.21726	0.21726
30	2-Methylphenol	108	3.604	3.598	(1.041)	36500	0.22380	0.22380
31	bis(2-Chloroisopropyl)ether	45	3.621	3.622	(1.046)	61833	0.25856	0.25856
37	Acetophenone	105	3.727	3.727	(1.076)	56617	0.23132	0.23132
32	N-Nitroso-di-n-propylamine	70	3.716	3.716	(1.073)	33063	0.22860	0.22860
192	4-Methylphenol	108	3.710	3.698	(1.071)	38576	0.22657	0.22657
34	Hexachloroethane	117	3.821	3.822	(1.104)	6452	0.08289	0.082891
35	Nitrobenzene	77	3.851	3.851	(0.883)	51270	0.22941	0.22941
41	Isophorone	82	4.015	4.010	(0.920)	83529	0.20666	0.20666
42	2-Nitrophenol	139	4.080	4.075	(0.935)	18682	0.18651	0.18651
43	2,4-Dimethylphenol	107	4.086	4.075	(0.937)	43562	0.21633	0.21633
44	bis(2-Chloroethoxy)methane	93	4.145	4.145	(0.950)	48936	0.22100	0.22100
46	2,4-Toluenediamene	121	5.204	5.186	(1.193)	22322	0.24051	0.24050
47	1,3,5-Trichlorobenzene	180	4.092	4.086	(0.938)	37434	0.22679	0.22679
48	2,4-Dichlorophenol	162	4.257	4.239	(0.976)	26532	0.18844	0.18844

	Compounds	QUANT SIG MASS	RT	EXP RT	REL RT	RESPONSE	CONCENTRATIONS ON-COLUMN (NG)	CONCENTRATIONS FINAL (NG)
49	Benzoic Acid	122	4.145	4.157	(0.950)	5213	0.85023	0.85023 (Q)
50	1,2,4-Trichlorobenzene	180	4.315	4.310	(0.989)	37522	0.23275	0.23275
51	Naphthalene	128	4.374	4.374	(1.003)	128688	0.22431	0.22431
52	4-Chloroaniline	127	4.398	4.392	(1.008)	54099	0.22939	0.22939
56	Hexachlorobutadiene	225	4.457	4.457	(1.022)	20874	0.22234	0.22234
210	Caprolactam	113	4.639	4.651	(1.063)	10362	0.17377	0.17377 (M)
57	1,2,3-Trichlorobenzene	180	4.480	4.474	(1.027)	35861	0.23630	0.23630
59	4-Chloro-3-Methylphenol	107	4.751	4.727	(1.089)	38017	0.22663	0.22663
62	2-Methylnaphthalene	142	4.874	4.869	(1.117)	71952	0.23222	0.23222
63	1-Methylnaphthalene	142	4.951	4.945	(1.135)	86994	0.24475	0.24475
64	Hexachlorocyclopentadiene	237	Compound Not Detected.					
66	2,4,6-Trichlorophenol	196	5.086	5.069	(0.901)	23004	0.20265	0.20265
67	2,4,5-Trichlorophenol	196	5.127	5.098	(0.908)	26255	0.22000	0.22000 (H)
211	1,1'-Biphenyl	154	5.210	5.204	(0.923)	114099	0.21867	0.21866
68	1,2,3,5-Tetrachlorobenzene	216	4.992	4.986	(0.884)	39135	0.21297	0.21297
70	2-Chloronaphthalene	162	5.239	5.233	(0.928)	83221	0.22577	0.22576
73	2-Nitroaniline	65	5.304	5.286	(0.940)	29095	0.21991	0.21991
74	1,2,3,4-Tetrachlorobenzene	216	5.210	5.204	(0.923)	36866	0.22125	0.22125
76	Dimethylphthalate	163	5.410	5.404	(0.958)	98915	0.22841	0.22841
78	2,6-Dinitrotoluene	165	5.462	5.457	(0.968)	19033	0.20142	0.20142
79	Acenaphthylene	152	5.545	5.539	(0.982)	140028	0.22939	0.22939
80	1,2-Dinitrobenzene	168	5.515	5.504	(0.977)	9423	0.19854	0.19854
81	3-Nitroaniline	138	5.609	5.586	(0.994)	24857	0.31319	0.31319
82	Acenaphthene	153	5.674	5.663	(1.005)	88111	0.22167	0.22167 (Q)
83	2,4-Dinitrophenol	184	5.709	5.663	(1.011)	714	0.89175	0.89175 (Q)
85	4-Nitrophenol	109	5.798	5.686	(1.027)	12499	0.50780	0.50780 (QM)
86	Dibenzofuran	168	5.798	5.792	(1.027)	121522	0.22513	0.22513
87	2,4-Dinitrotoluene	165	5.768	5.757	(1.022)	25241	0.19495	0.19495
91	2,3,5,6-Tetrachlorophenol	232	5.874	5.839	(1.041)	23392	0.22527	0.22527
93	Diethylphthalate	149	5.921	5.921	(1.049)	109497	0.23729	0.23729
94	Fluorene	166	6.051	6.045	(1.072)	103786	0.22902	0.22902
95	4-Chlorophenyl-phenylether	204	6.033	6.021	(1.069)	49097	0.23492	0.23492
96	4-Nitroaniline	138	6.074	6.039	(1.076)	27986	0.34577	0.34577
98	4,6-Dinitro-2-methylphenol	198	6.098	6.063	(0.903)	3485	0.36048	0.36048 (QM)
99	N-Nitrosodiphenylamine	169	6.121	6.110	(0.906)	76203	0.22559	0.22559
100	1,2-Diphenylhydrazine	77	6.151	6.145	(0.910)	125429	0.21033	0.21033
106	4-Bromophenyl-phenylether	248	6.398	6.386	(0.947)	28239	0.22009	0.22009
107	Hexachlorobenzene	284	6.474	6.457	(0.958)	28465	0.21333	0.21333
212	Atrazine	200	6.509	6.486	(0.963)	21140	0.24673	0.24673
111	Pentachlorophenol	266	6.639	6.592	(0.983)	21560	0.88717	0.88717
115	Phenanthrene	178	6.774	6.757	(1.003)	160404	0.23204	0.23204
116	Anthracene	178	6.815	6.798	(1.009)	159963	0.23060	0.23060
119	Carbazole	167	6.939	6.904	(1.027)	150617	0.23209	0.23209
120	Di-n-Butylphthalate	149	7.139	7.121	(1.057)	188308	0.23035	0.23034
123	Fluoranthene	202	7.680	7.645	(1.137)	169270	0.23743	0.23743
124	Benzidine	184	7.774	7.721	(0.883)	51185	0.31039	0.31039
125	Pyrene	202	7.856	7.821	(0.892)	181388	0.24215	0.24215
131	Butylbenzylphthalate	149	8.292	8.262	(0.942)	90233	0.25227	0.25226
133	3,3'-Dimethoxybenzidine	244	8.727	8.668	(0.991)	28340	0.17727	0.17727 (QM)
135	3,3'-Dichlorobenzidine	252	8.774	8.698	(0.997)	58536	0.20873	0.20873
136	Benzo(a)Anthracene	228	8.803	8.739	(1.000)	145429	0.18967	0.18967 (QM)
137	Chrysene	228	8.815	8.768	(1.001)	199205	0.28719	0.28719 (QM)
138	4,4'-Methylene bis(o-chloroan	231	8.762	8.692	(0.995)	30424	0.29868	0.29868
139	bis(2-ethylhexyl)Phthalate	149	8.727	8.692	(0.991)	140582	0.27149	0.27149

	Compounds	QUANT SIG MASS	RT	EXP RT	REL RT	RESPONSE	CONCENTRATIONS ON-COLUMN (NG)	CONCENTRATIONS FINAL (NG)
140	Di-n-octylphthalate	149	9.315	9.251	(0.897)	203684	0.38351	0.38351
141	Benzo(b)fluoranthene	252	9.886	9.739	(0.952)	176722	0.25386	0.25386 (QM)
142	Benzo(k)fluoranthene	252	9.892	9.751	(0.953)	158892	0.22100	0.22100 (QM)
146	Benzo(a)pyrene	252	10.297	10.109	(0.992)	147998	0.23497	0.23497 (M)
149	Indeno(1,2,3-cd)pyrene	276	12.227	11.774	(1.178)	157629	0.21185	0.21185 (M)
150	Dibenz(a,h)anthracene	278	12.262	11.803	(1.181)	140944	0.30849	0.30849 (M)
151	Benzo(g,h,i)perylene	276	12.744	12.298	(1.228)	120556	0.20352	0.20352 (QM)
$ 154	Nitrobenzene-d5	82	3.839	3.839	(0.880)	48187	0.19422	0.19422 (R)
$ 155	2-Fluorobiphenyl	172	5.133	5.127	(0.909)	93237	0.21734	0.21734 (R)
$ 156	Terphenyl-d14	244	7.945	7.910	(0.902)	117178	0.24360	0.24360 (R)
$ 157	Phenol-d5	99	3.180	3.175	(0.918)	48831	0.22831	0.22831 (R)
$ 158	2-Fluorophenol	112	2.598	2.592	(0.750)	35414	0.22222	0.22222 (R)
$ 159	2,4,6-Tribromophenol	330	6.245	6.221	(1.106)	11403	0.30118	0.30118 (R)
$ 186	2-Chlorophenol-d4	132	3.310	3.310	(0.956)	38728	0.23504	0.23504 (R)
$ 187	1,2-Dichlorobenzene-d4	152	3.574	3.575	(1.032)	27182	0.24248	0.24248 (R)
M 195	Cresols, total	100				75076	0.45037	0.45037
101	Diphenylamine	169	6.121	6.110	(0.906)	76203	0.22559	0.22559

QC Flag Legend

Q - Qualifier signal failed the ratio test.
R - Spike/Surrogate failed recovery limits.
M - Compound response manually integrated.
H - Operator selected an alternate compound hit.

TestAmerica North Canton

INTERNAL STANDARD COMPOUNDS
AREA AND RT SUMMARY

Instrument ID: a4ag2.i
Lab File ID: MDLCHK2.D
Lab Smp Id: MDLCHK2
Analysis Type: SV
Quant Type: ISTD
Operator: 046900
Method File: \\cansvr11\dd\chem\MSS\a4ag2.i\00311A.b\8270C-625.m
Misc Info:

Calibration Date: 11-MAR-2010
Calibration Time: 07:40
Level:
Sample Type:

COMPOUND	STANDARD	AREA LIMIT LOWER	AREA LIMIT UPPER	SAMPLE	%DIFF
1 1,4-Dichlorobenze	259601	129801	519202	282144	8.68
2 Naphthalene-d8	1078163	539082	2156326	1251115	16.04
3 Acenaphthene-d10	568794	284397	1137588	746487	31.24
4 Phenanthrene-d10	913603	456802	1827206	1298318	42.11
5 Chrysene-d12	1135801	567901	2271602	1525933	34.35
6 Perylene-d12	986779	493390	1973558	1275717	29.28

COMPOUND	STANDARD	RT LIMIT LOWER	RT LIMIT UPPER	SAMPLE	%DIFF
1 1,4-Dichlorobenze	3.46	2.96	3.96	3.46	-0.01
2 Naphthalene-d8	4.36	3.86	4.86	4.36	0.13
3 Acenaphthene-d10	5.64	5.14	6.14	5.65	0.10
4 Phenanthrene-d10	6.74	6.24	7.24	6.76	0.26
5 Chrysene-d12	8.75	8.25	9.25	8.80	0.67
6 Perylene-d12	10.18	9.68	10.68	10.38	1.96

AREA UPPER LIMIT = +100% of internal standard area.
AREA LOWER LIMIT = - 50% of internal standard area.
RT UPPER LIMIT = + 0.50 minutes of internal standard RT.
RT LOWER LIMIT = - 0.50 minutes of internal standard RT.



Data File: \\cansvr11\dd\chem\MSS\a4ag2,i\00311A,b\MDLCHK2,D
Date : 11-MAR-2010 14:54
Client ID:
Sample Info: MDLCHK2,00311A,b,8270C-625,3-827042,SUB
Column phase: db5.625

Instrument: a4ag2,i
Operator: 046900
Column diameter: 0.32

Data File Name: MDLCHK2.D
Inj. Date and Time: 11-MAR-2010 14:54
Instrument ID: a4ag2.i
Client ID:
Compound Name: N-Nitrosodimethylamine
CAS #: 62-75-9
Report Date: 03/12/2010

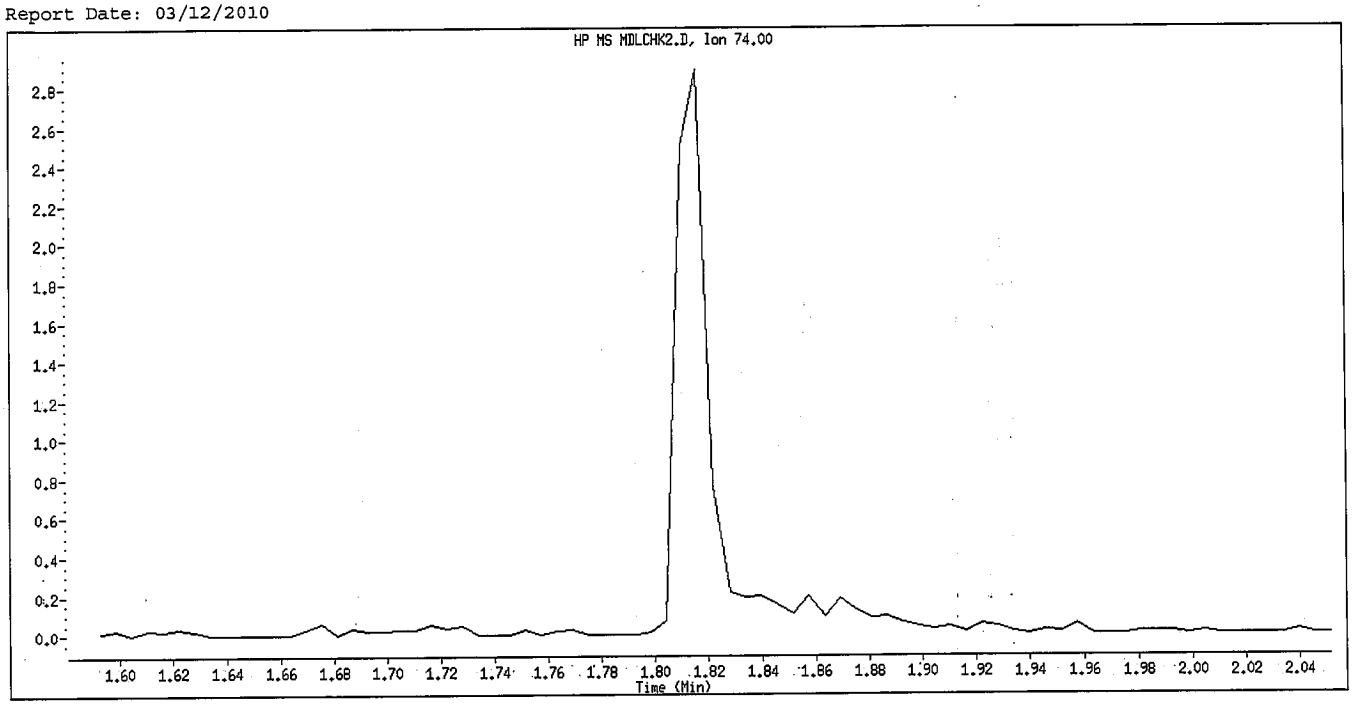

Original Integration

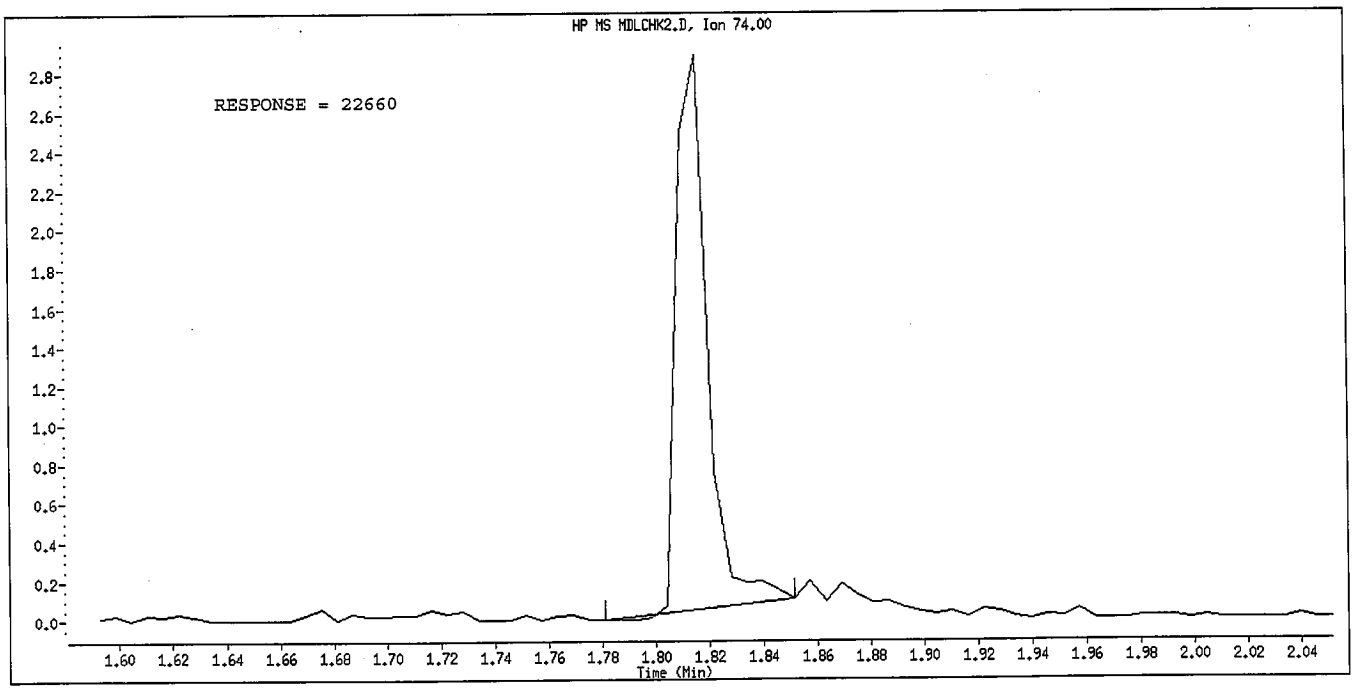

Manual Integration

Manually Integrated By: hulat
Manual Integration Reason: Peak not found

Data File Name: MDLCHK2.D
Inj. Date and Time: 11-MAR-2010 14:54
Instrument ID: a4ag2.i
Client ID:
Compound Name: Pyridine
CAS #: 110-86-1
Report Date: 03/12/2010

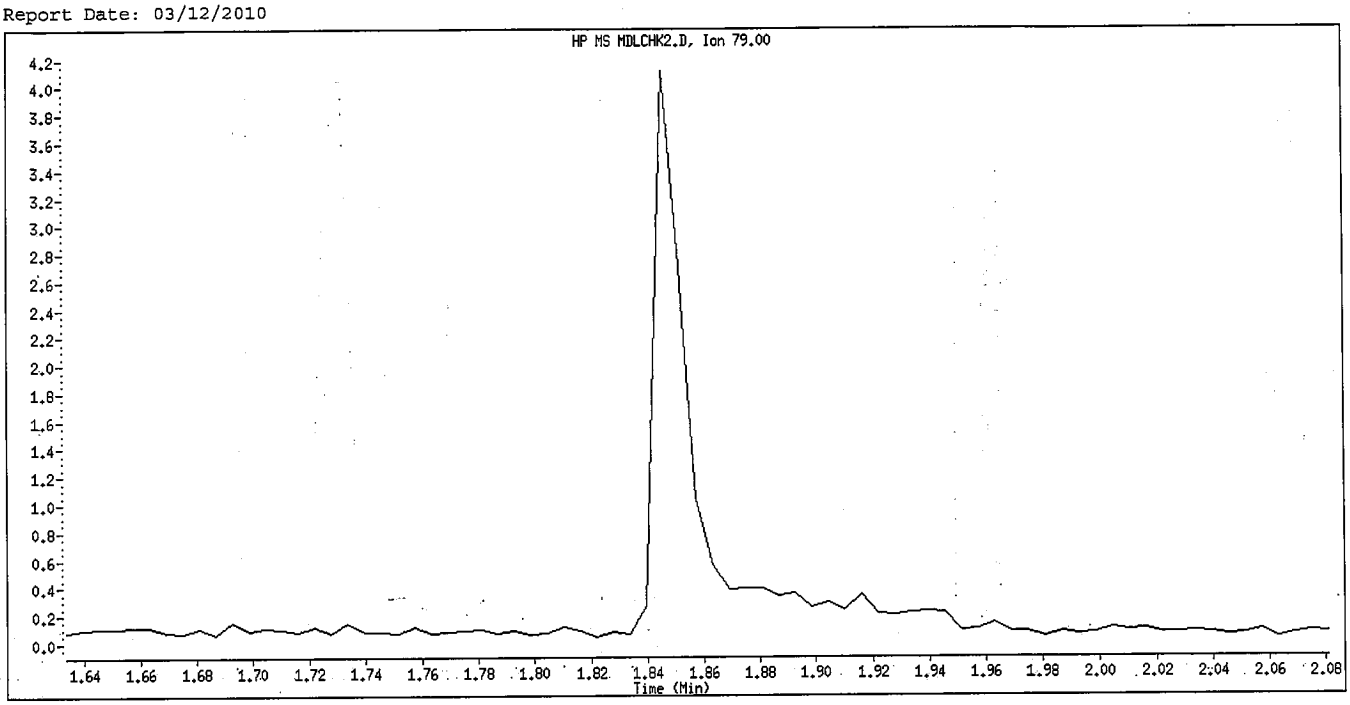

Original Integration

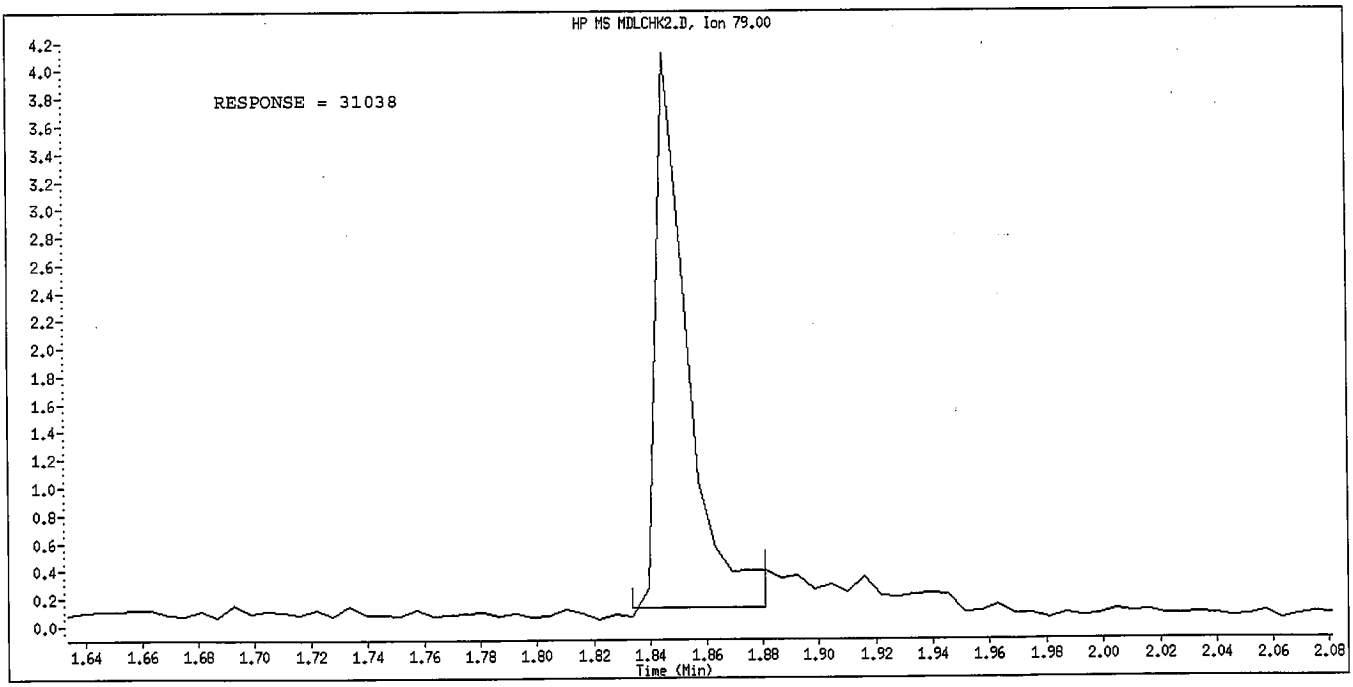

Manual Integration

Manually Integrated By: hulat
Manual Integration Reason: Peak not found

Data File Name: MDLCHK2.D
Inj. Date and Time: 11-MAR-2010 14:54
Instrument ID: a4ag2.i
Client ID:
Compound Name: Caprolactam
CAS #: 105-60-2
Report Date: 03/12/2010

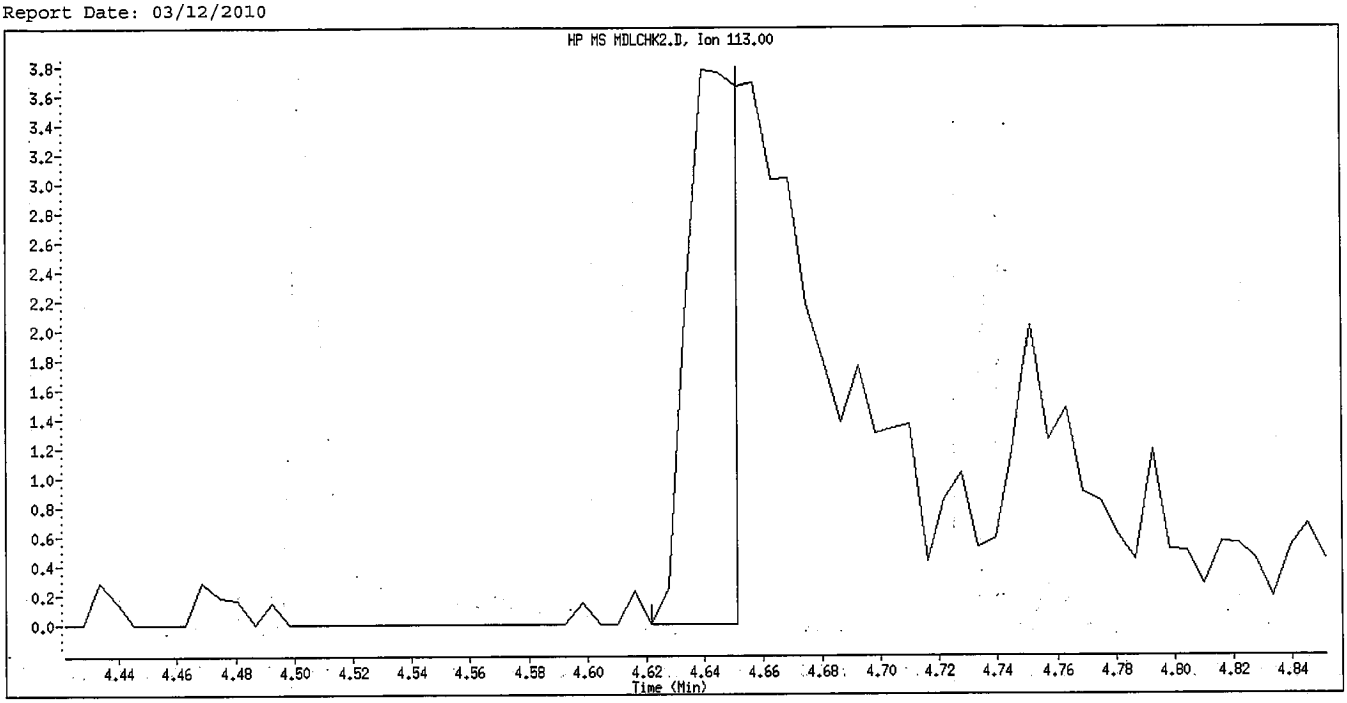

Original Integration

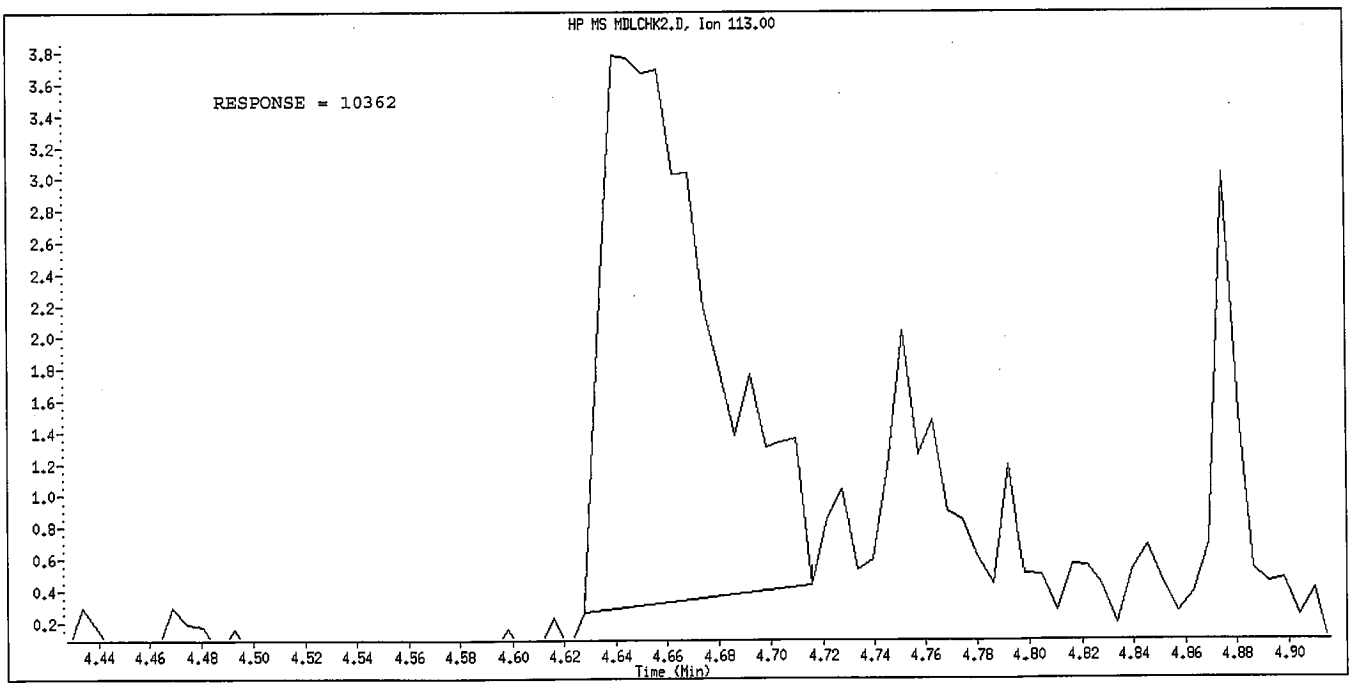

Manual Integration

Manually Integrated By: hulat
Manual Integration Reason: Poor Chromatography

Data File Name: MDLCHK2.D
Inj. Date and Time: 11-MAR-2010 14:54
Instrument ID: a4ag2.i
Client ID:
Compound Name: 4-Nitrophenol
CAS #: 100-02-7
Report Date: 03/12/2010

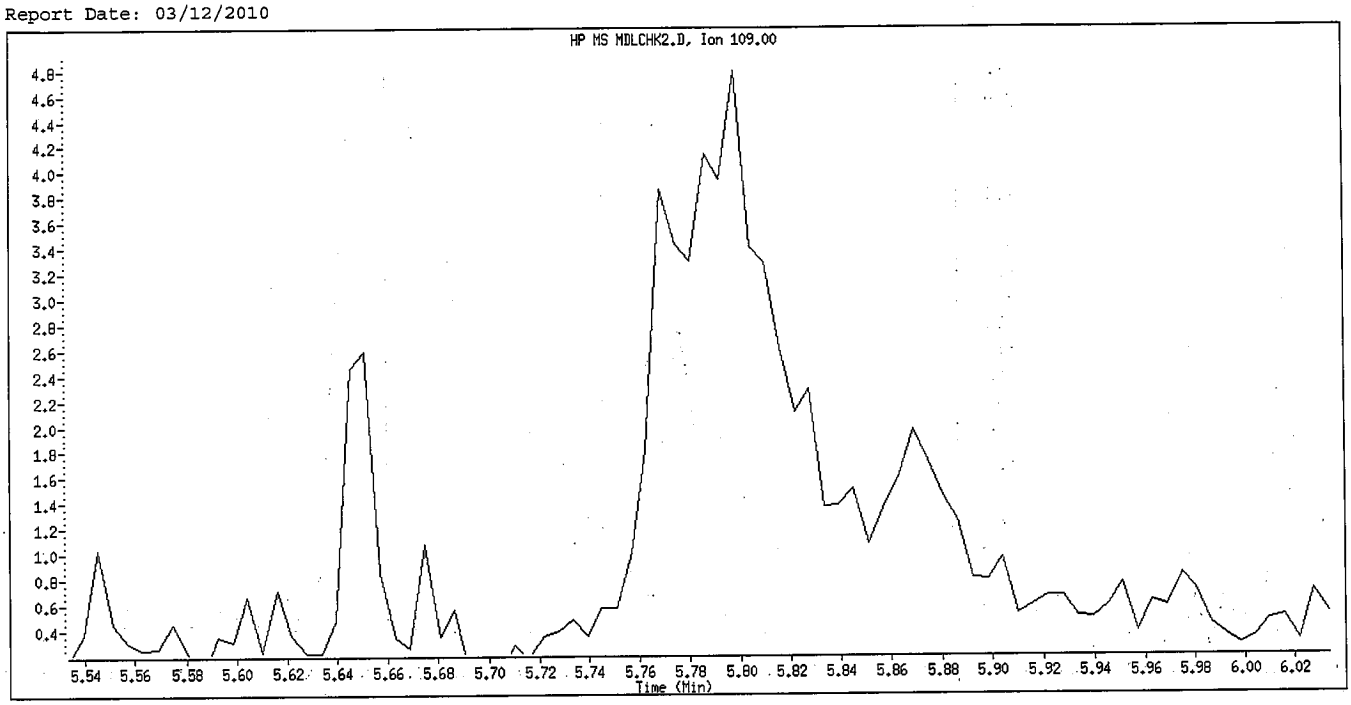

Original Integration

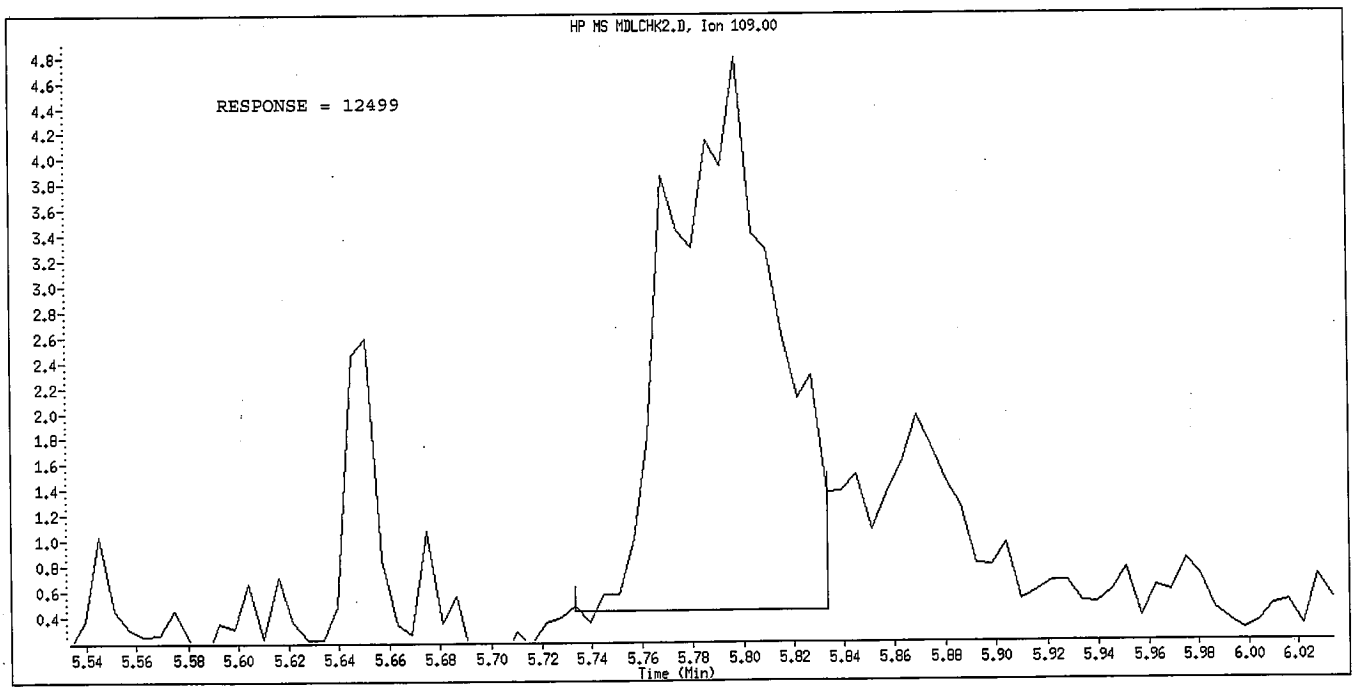

Manual Integration

Manually Integrated By: hulat
Manual Integration Reason: Poor Chromatography

Data File Name: MDLCHK2.D
Inj. Date and Time: 11-MAR-2010 14:54
Instrument ID: a4ag2.i
Client ID:
Compound Name: 4,6-Dinitro-2-methylphenol
CAS #: 534-52-1
Report Date: 03/12/2010

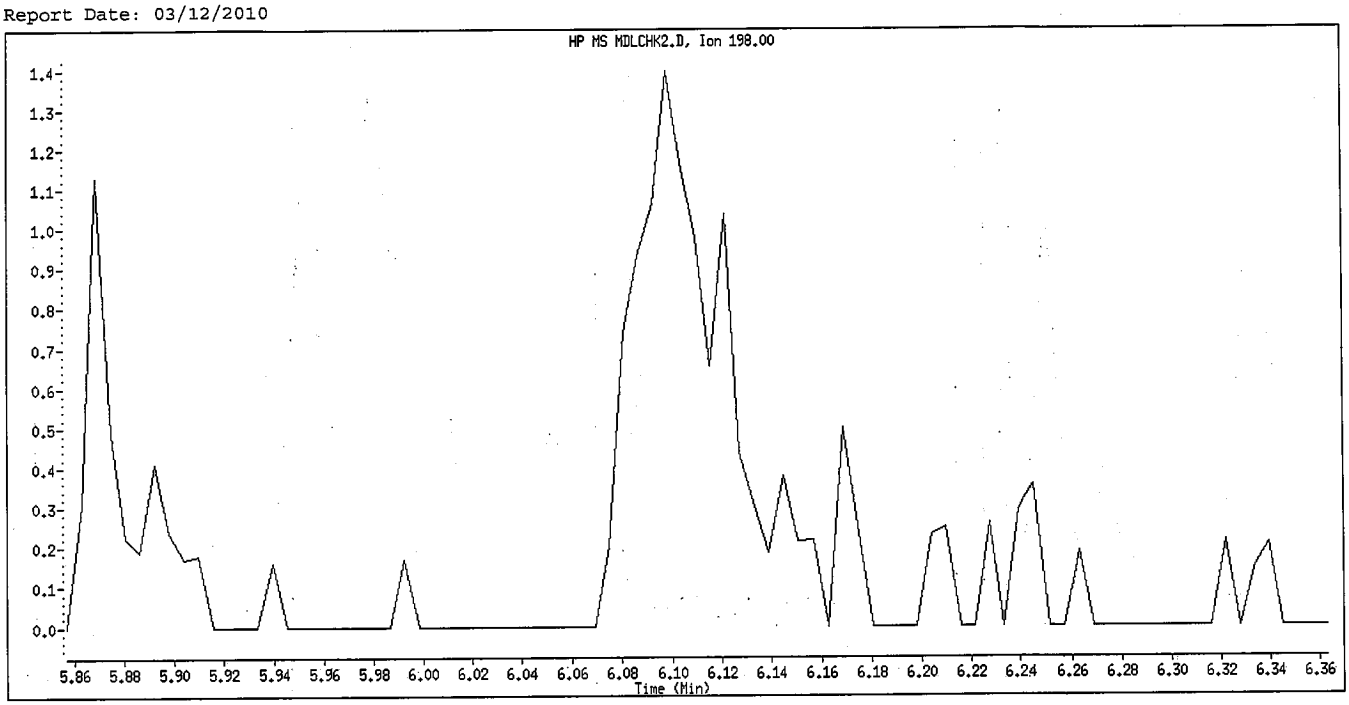

Original Integration

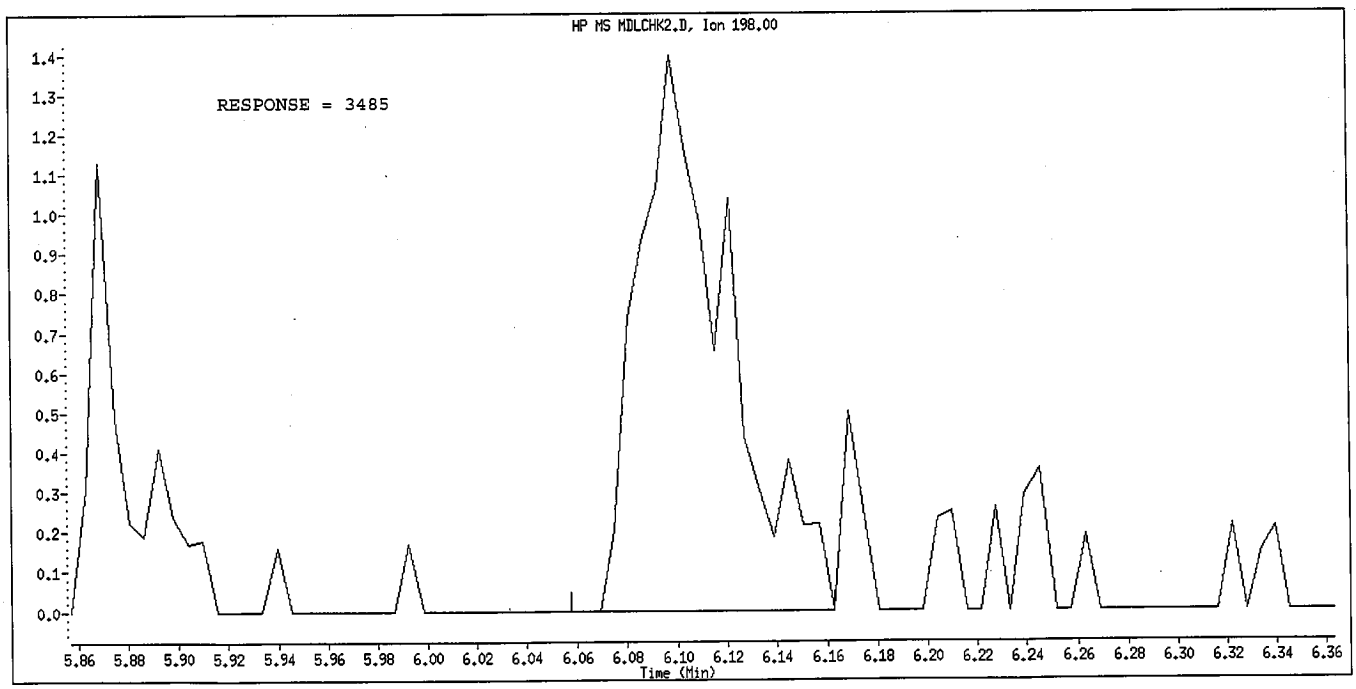

Manual Integration

Manually Integrated By: hulat
Manual Integration Reason: Poor Chromatography

Data File Name: MDLCHK2.D
Inj. Date and Time: 11-MAR-2010 14:54
Instrument ID: a4ag2.i
Client ID:
Compound Name: 3,3'-Dimethoxybenzidine
CAS #: 119-90-4
Report Date: 03/12/2010

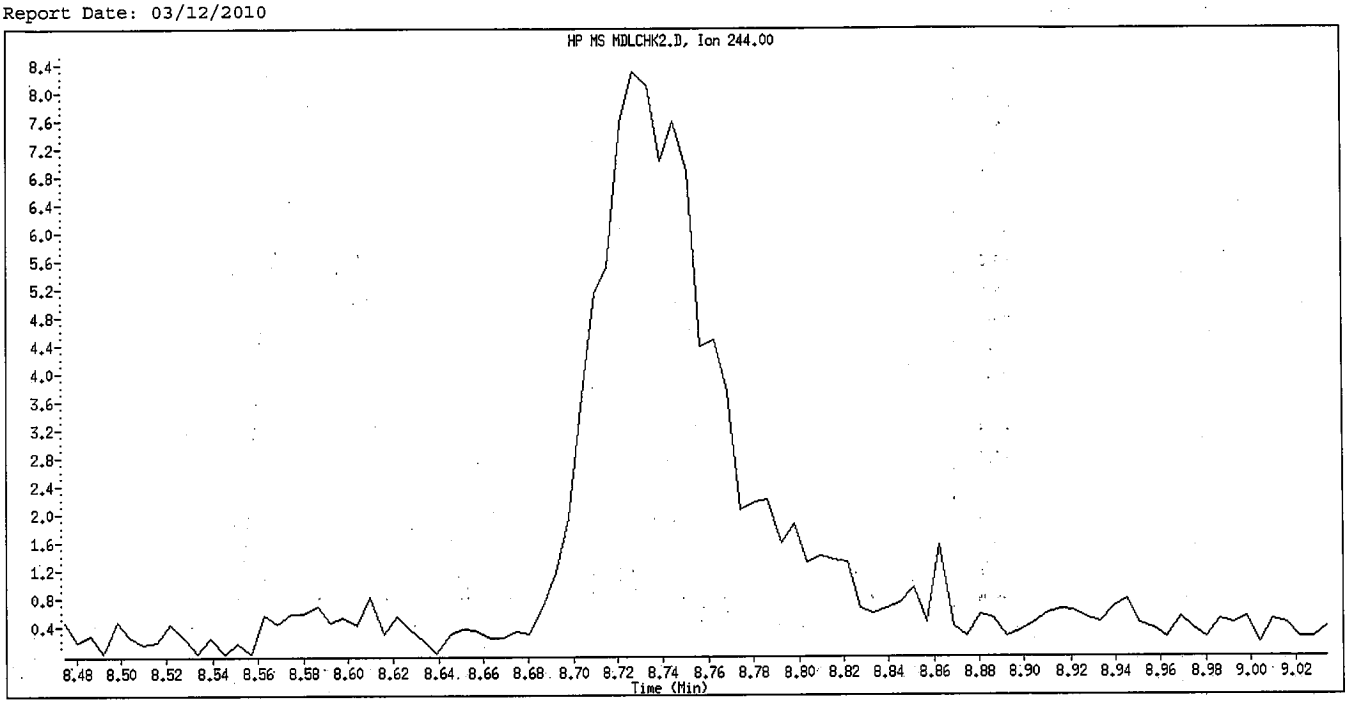

Original Integration

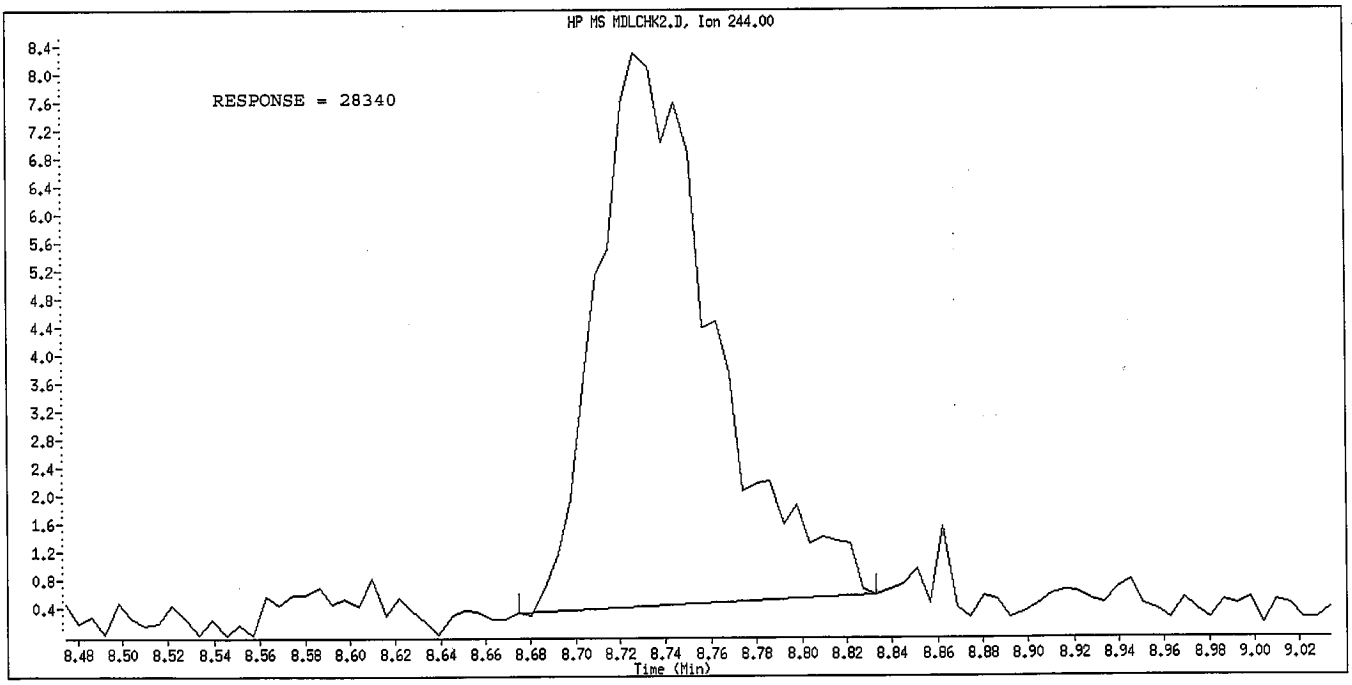

Manual Integration

Manually Integrated By: hulat
Manual Integration Reason: Peak not found

Data File Name: MDLCHK2.D
Inj. Date and Time: 11-MAR-2010 14:54
Instrument ID: a4ag2.i
Client ID:
Compound Name: Benzo(a)Anthracene
CAS #: 56-55-3
Report Date: 03/12/2010

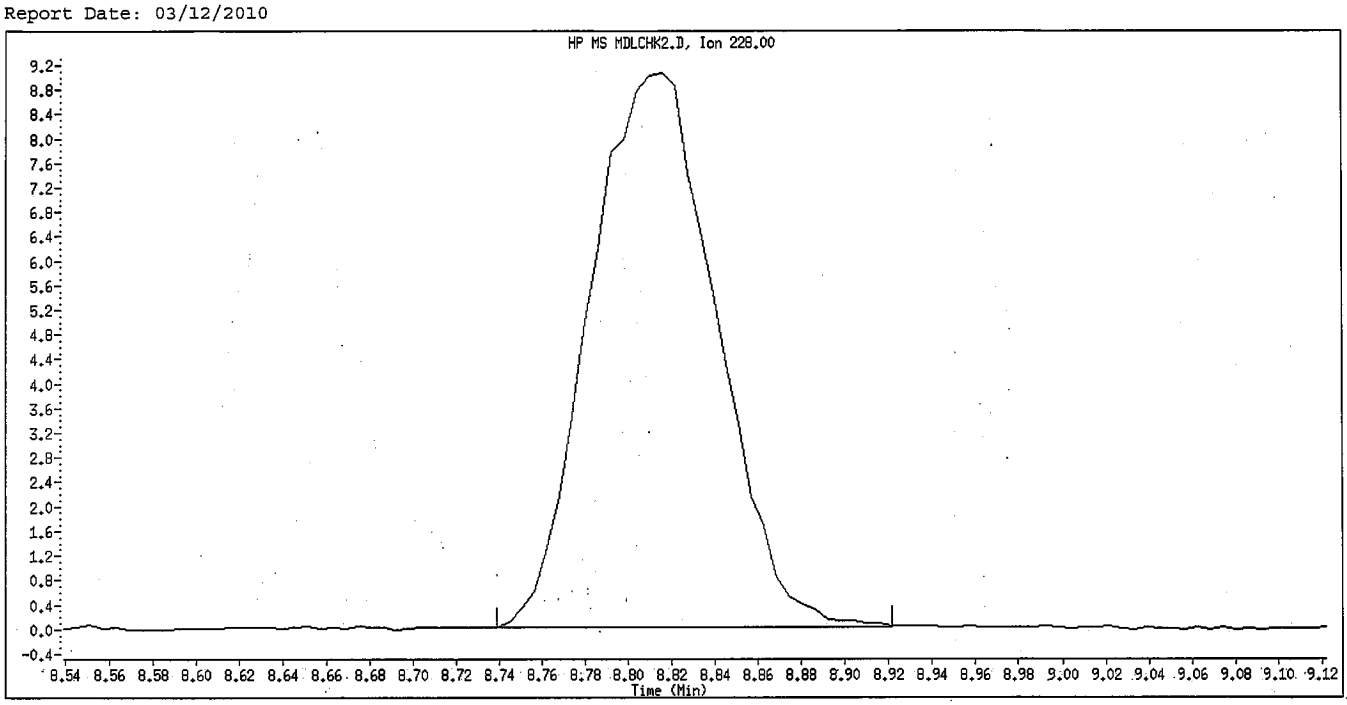

Original Integration

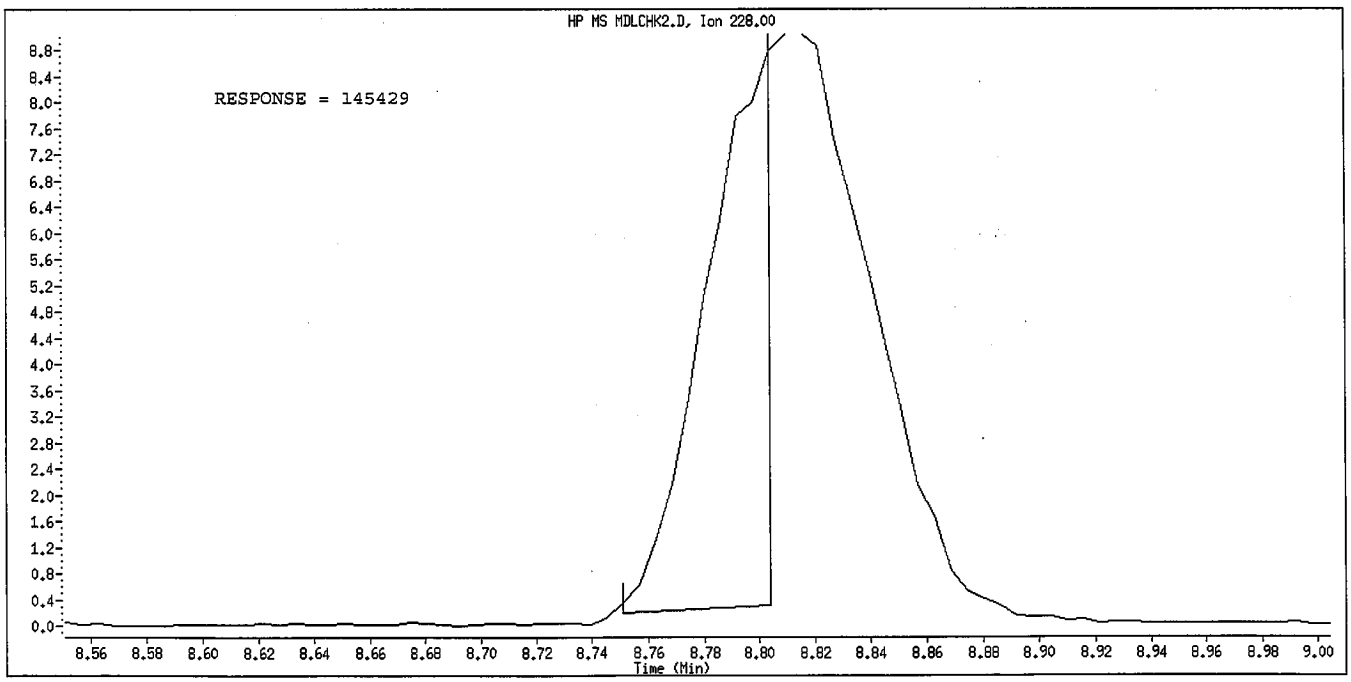

Manual Integration

Manually Integrated By: hulat
Manual Integration Reason: Poor Chromatography

Data File Name: MDLCHK2.D
Inj. Date and Time: 11-MAR-2010 14:54
Instrument ID: a4ag2.i
Client ID:
Compound Name: Chrysene
CAS #: 218-01-9
Report Date: 03/12/2010

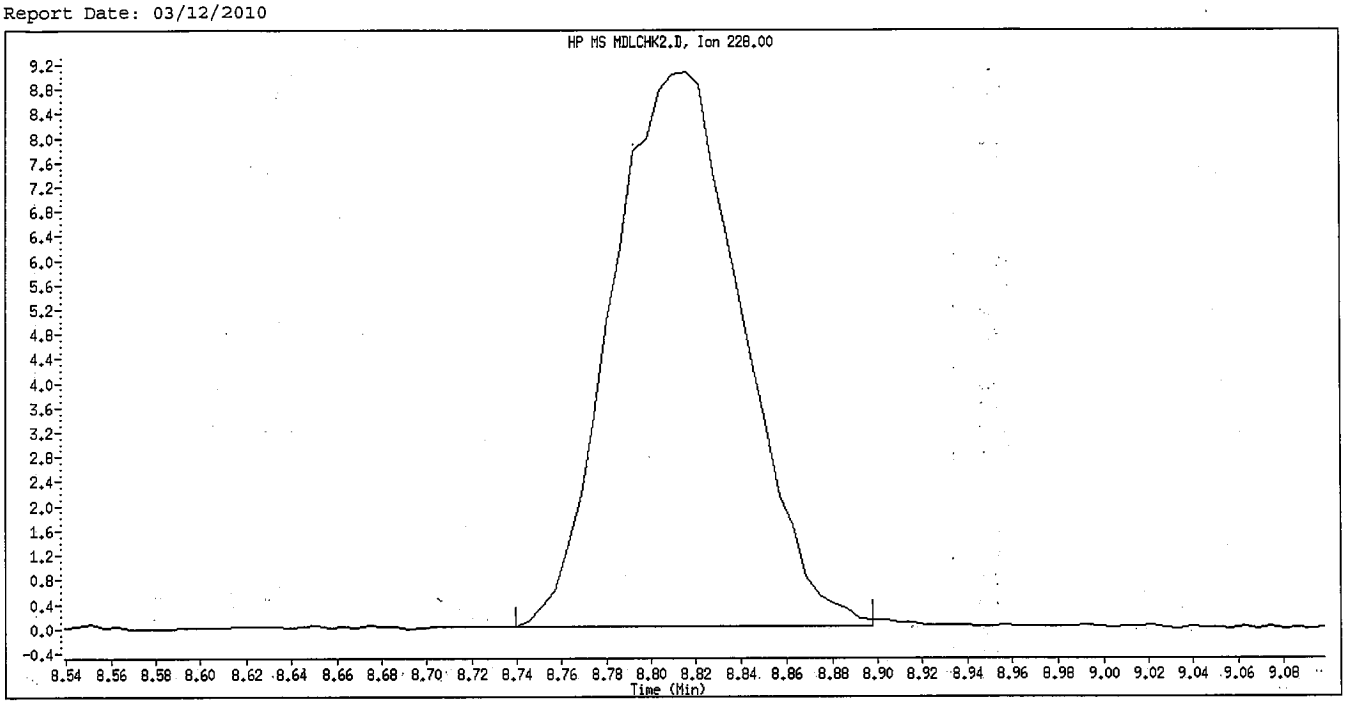

Original Integration

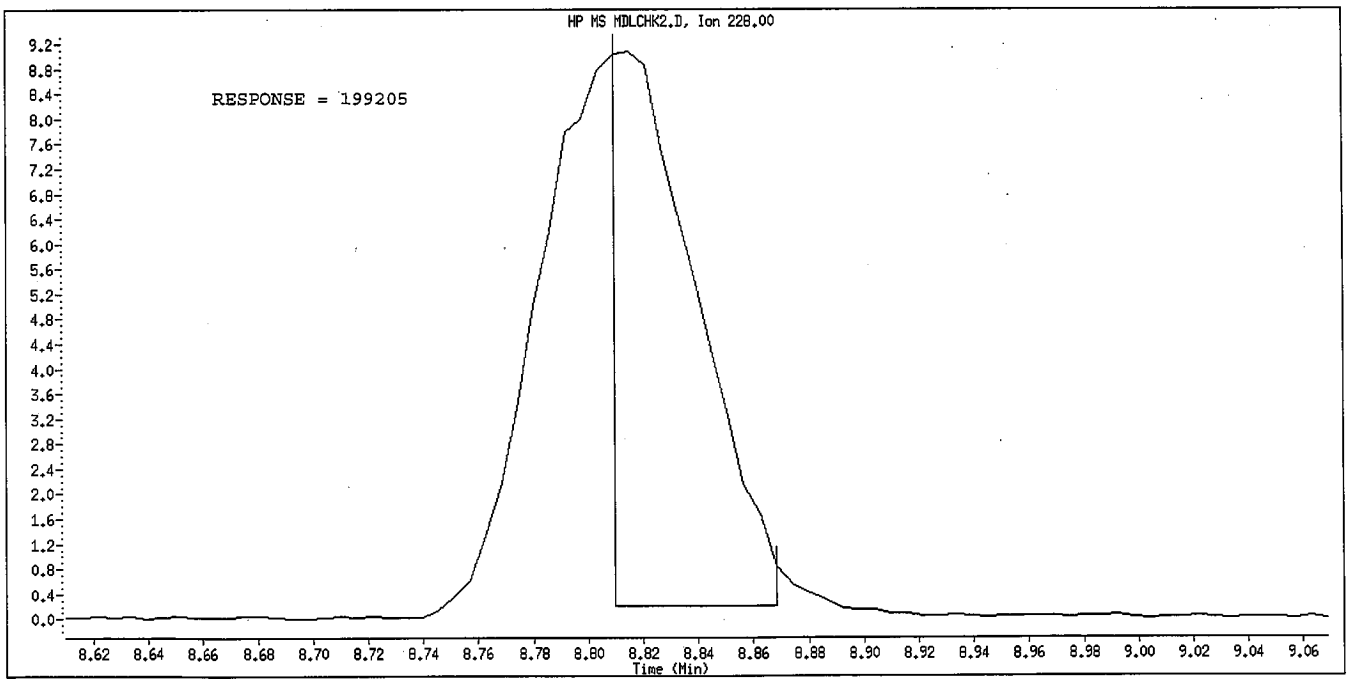

Manual Integration

Manually Integrated By: hulat
Manual Integration Reason: Poor Chromatography

Data File Name: MDLCHK2.D
Inj. Date and Time: 11-MAR-2010 14:54
Instrument ID: a4ag2.i
Client ID:
Compound Name: Benzo(b)fluoranthene
CAS #: 205-99-2
Report Date: 03/12/2010

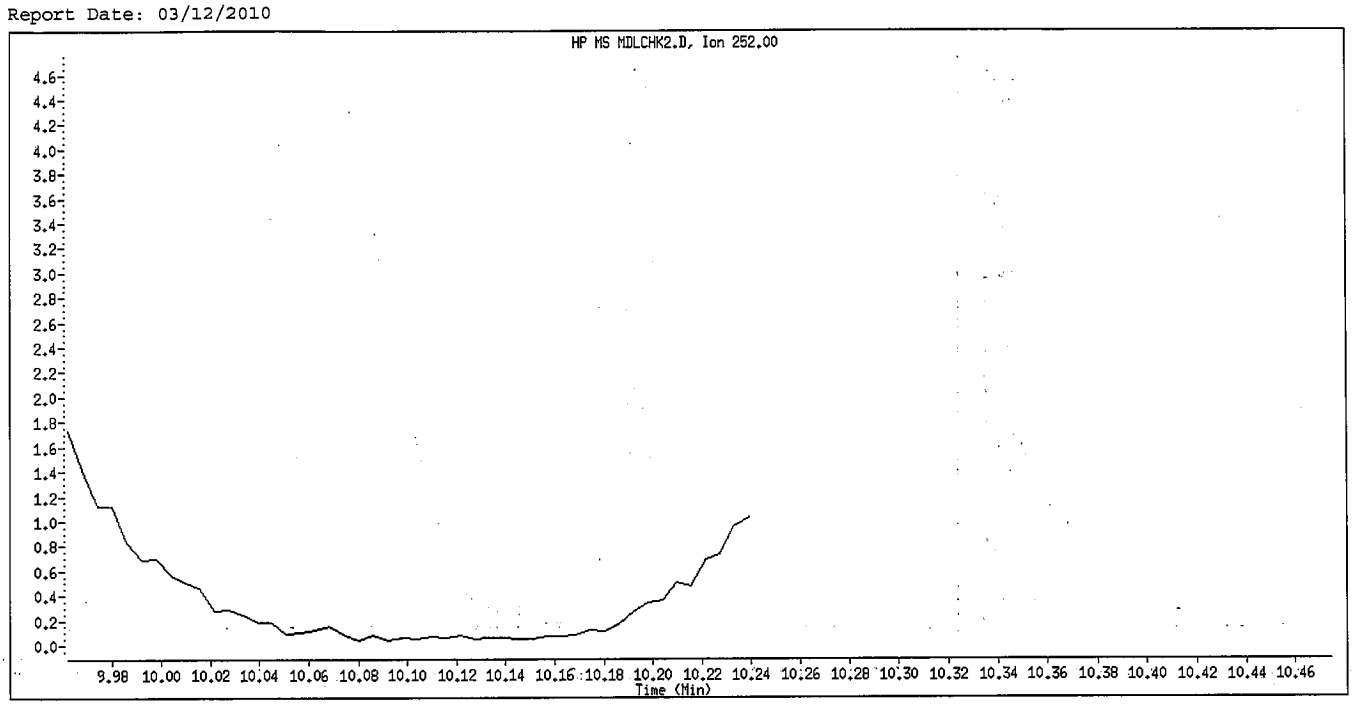

Original Integration

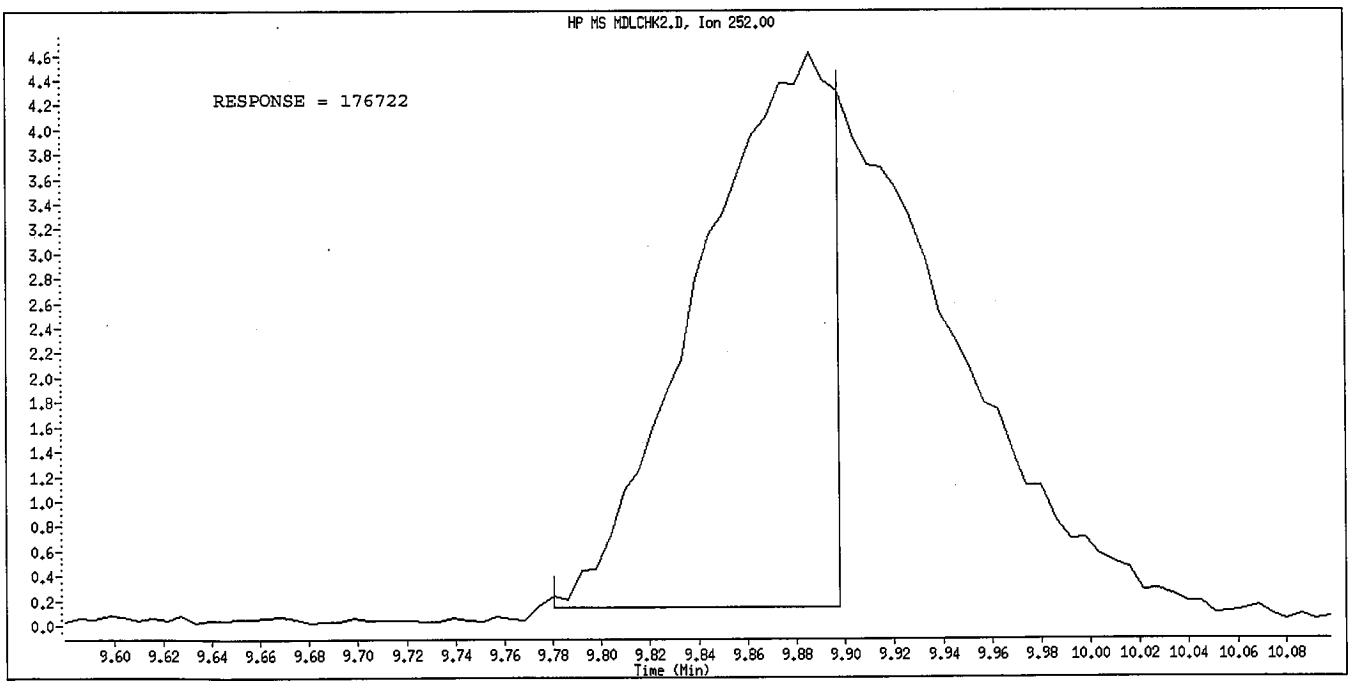

Manual Integration

Manually Integrated By: hulat
Manual Integration Reason: Poor Chromatography

Data File Name: MDLCHK2.D
Inj. Date and Time: 11-MAR-2010 14:54
Instrument ID: a4ag2.i
Client ID:
Compound Name: Benzo(k)fluoranthene
CAS #: 207-08-9
Report Date: 03/12/2010

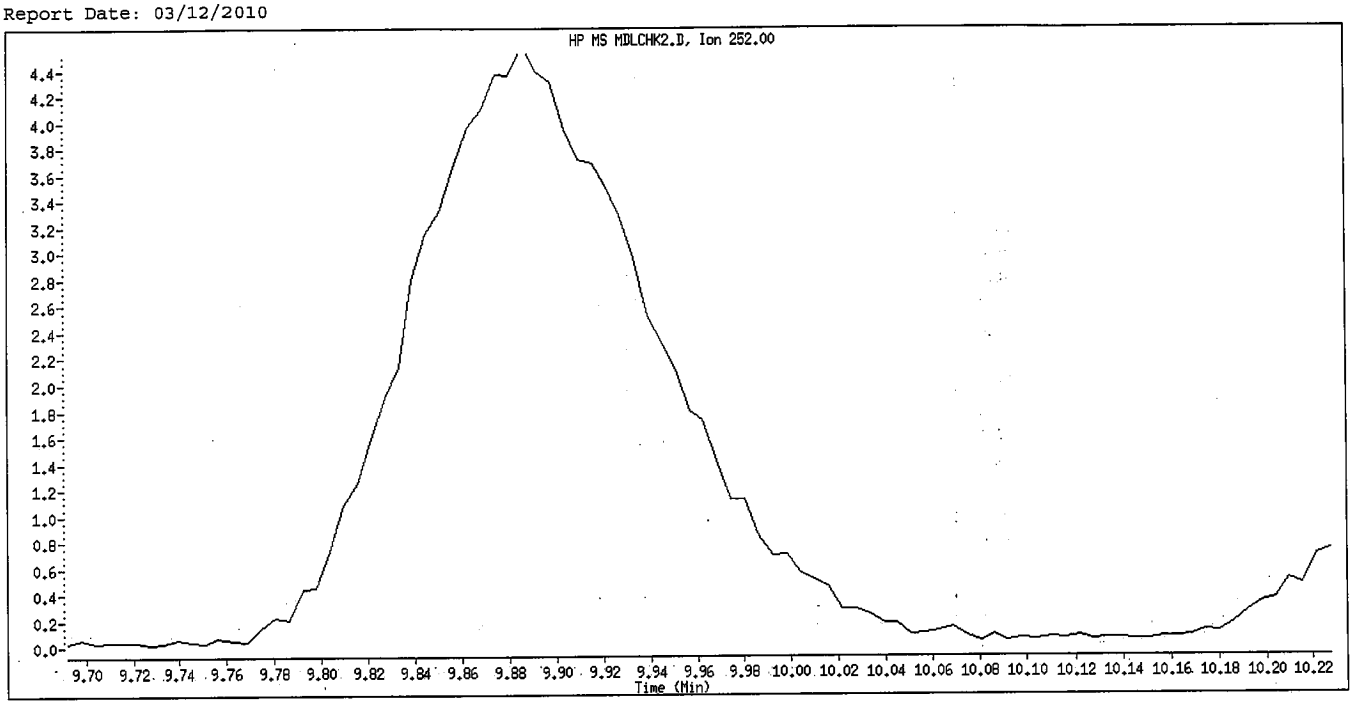

Original Integration

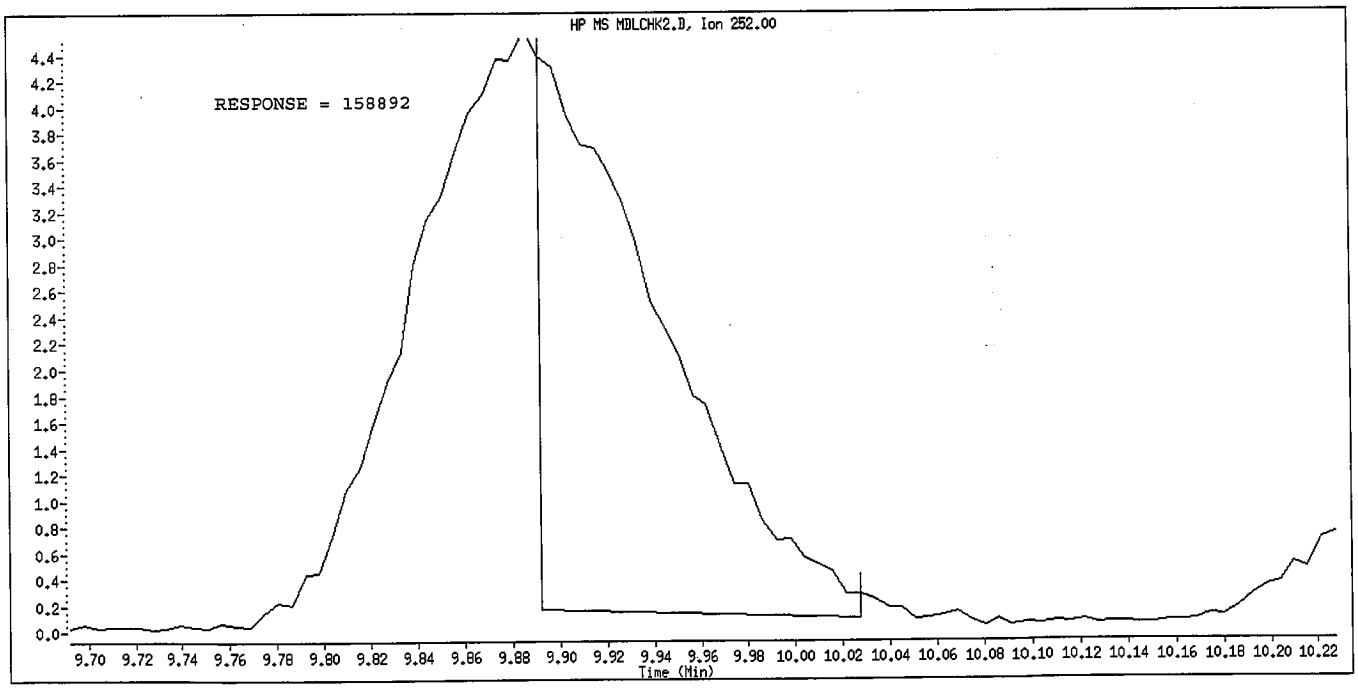

Manual Integration

Manually Integrated By: hulat
Manual Integration Reason: Poor Chromatography

Data File Name: MDLCHK2.D
Inj. Date and Time: 11-MAR-2010 14:54
Instrument ID: a4ag2.i
Client ID:
Compound Name: Benzo(a)pyrene
CAS #: 50-32-8
Report Date: 03/12/2010

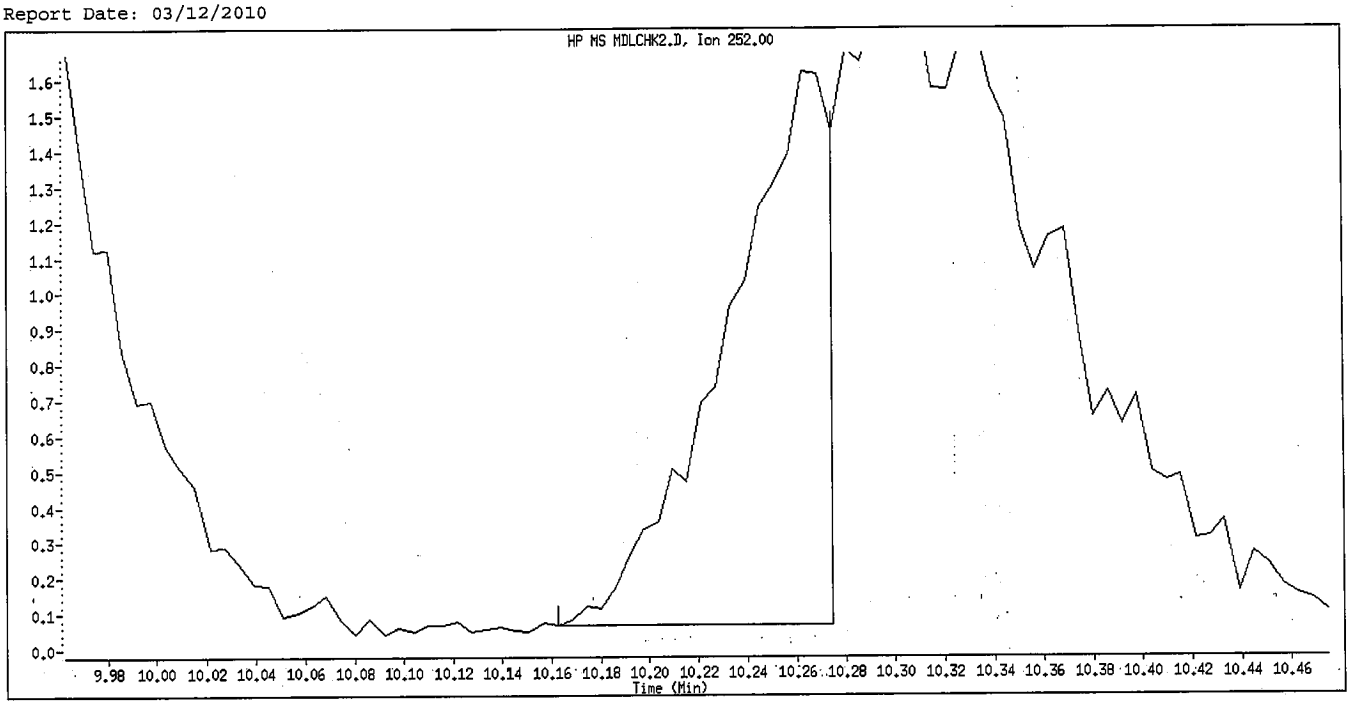

Original Integration

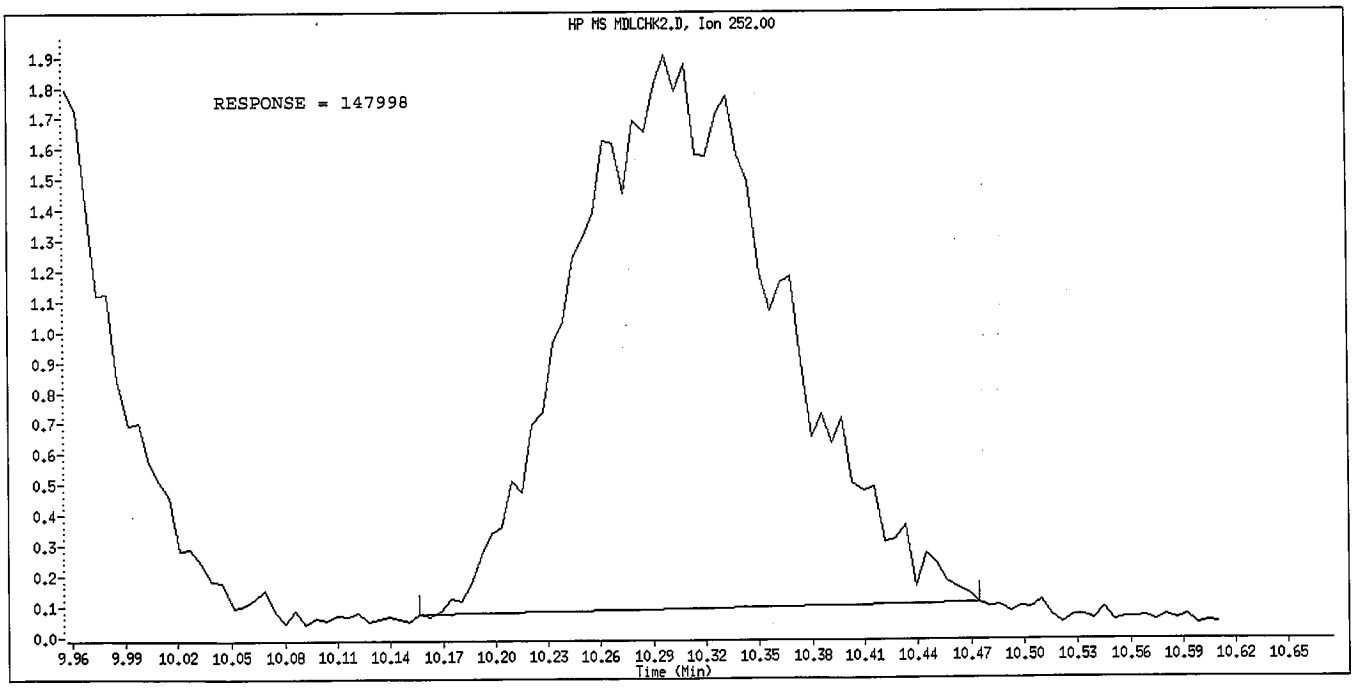

Manual Integration

Manually Integrated By: hulat
Manual Integration Reason: Poor Chromatography

Data File Name: MDLCHK2.D
Inj. Date and Time: 11-MAR-2010 14:54
Instrument ID: a4ag2.i
Client ID:
Compound Name: Indeno(1,2,3-cd)pyrene
CAS #: 193-39-5
Report Date: 03/12/2010

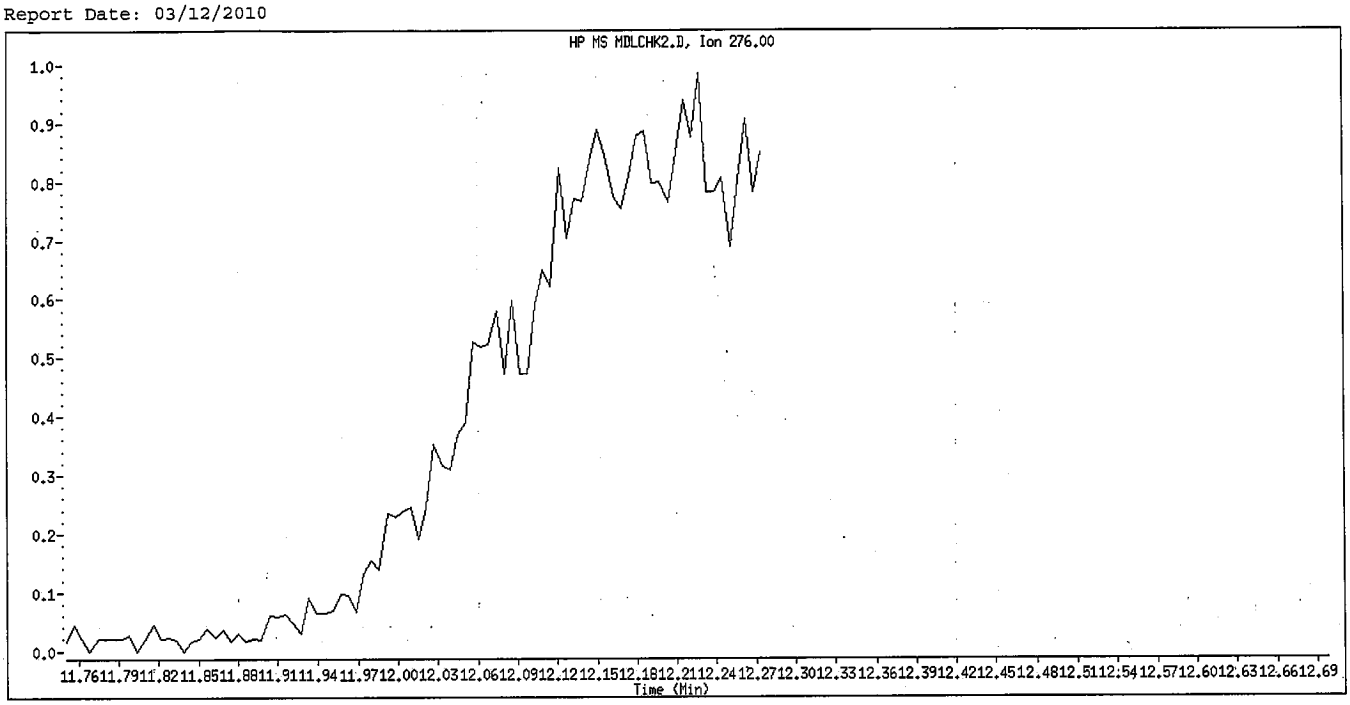

Original Integration

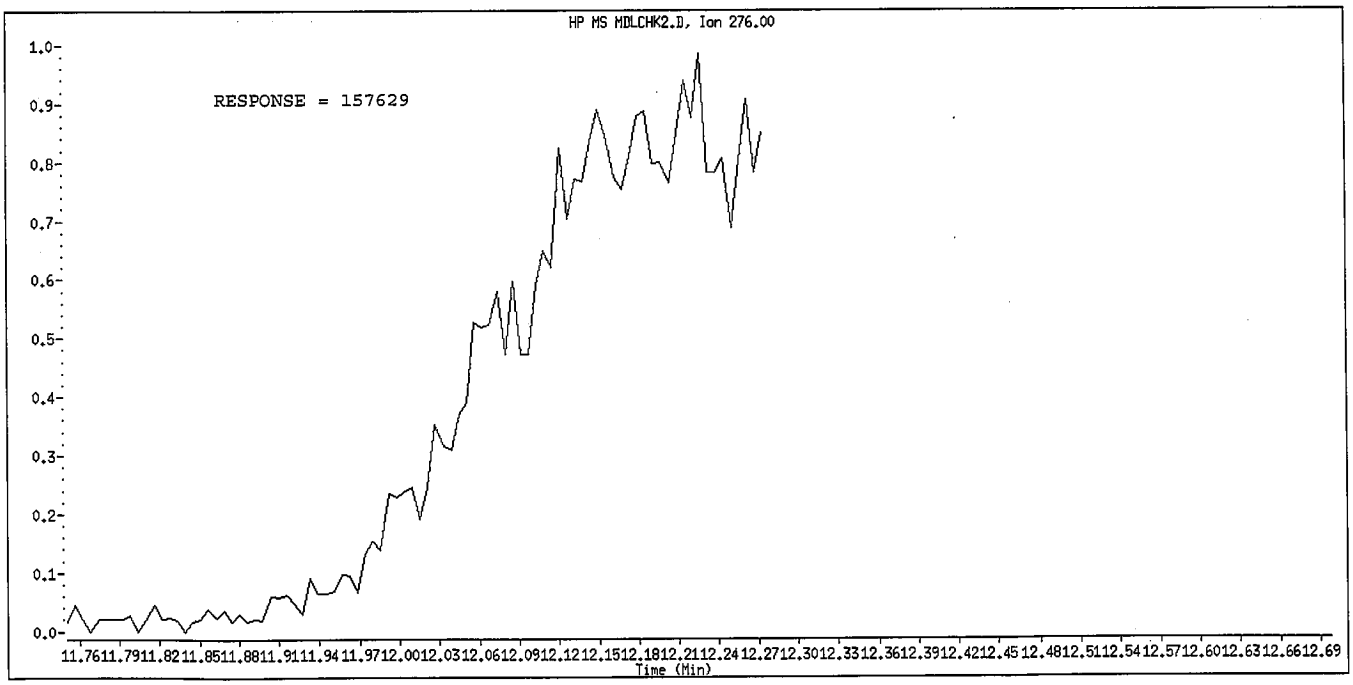

Manual Integration

Manually Integrated By: hulat
Manual Integration Reason: Poor Chromatography

Data File Name: MDLCHK2.D
Inj. Date and Time: 11-MAR-2010 14:54
Instrument ID: a4ag2.i
Client ID:
Compound Name: Dibenz(a,h)anthracene
CAS #: 53-70-3
Report Date: 03/12/2010

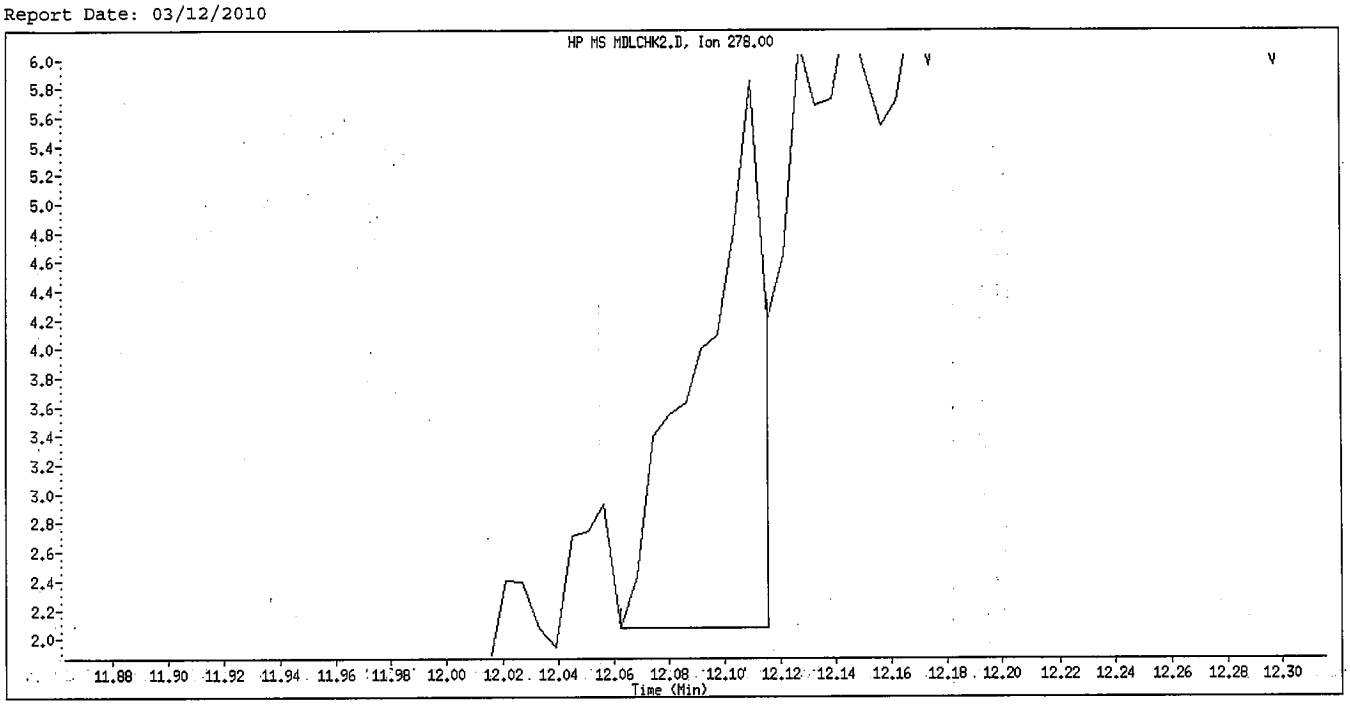

Original Integration

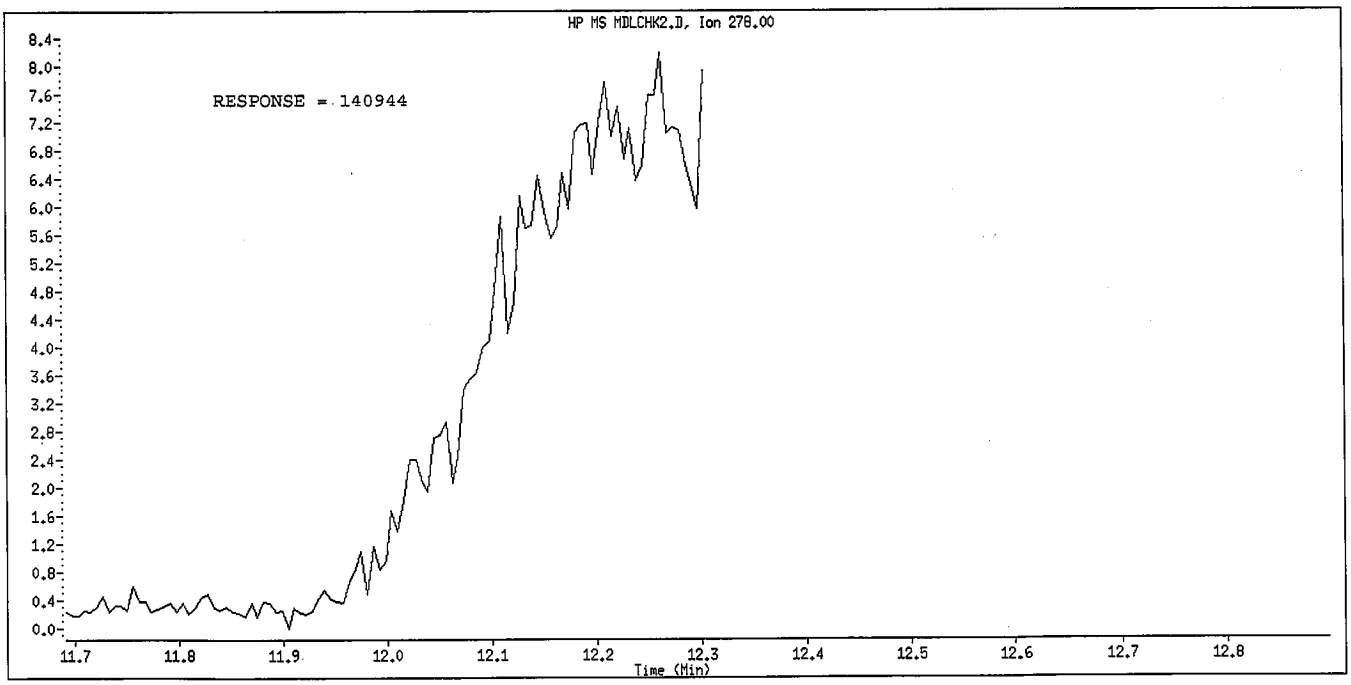

Manual Integration

Manually Integrated By: hulat
Manual Integration Reason: Poor Chromatography

Data File Name: MDLCHK2.D
Inj. Date and Time: 11-MAR-2010 14:54
Instrument ID: a4ag2.i
Client ID:
Compound Name: Benzo(g,h,i)perylene
CAS #: 191-24-2
Report Date: 03/12/2010

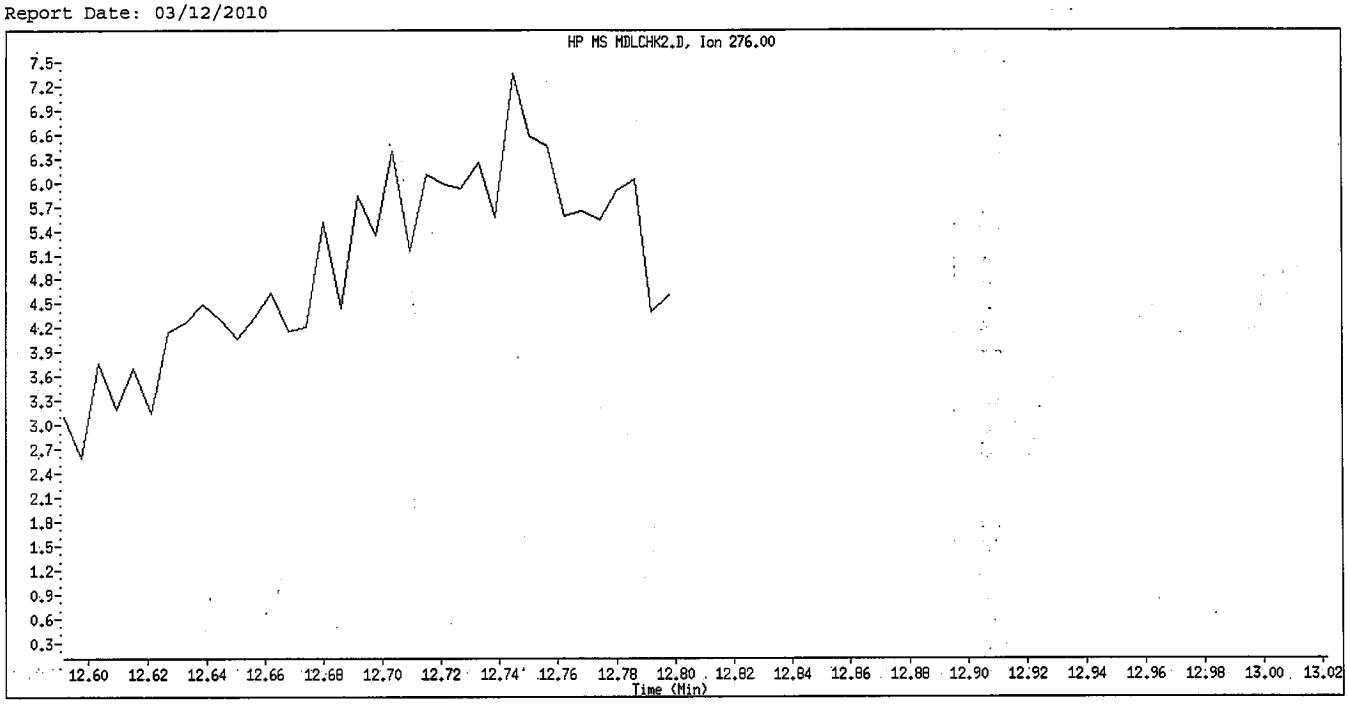

Original Integration

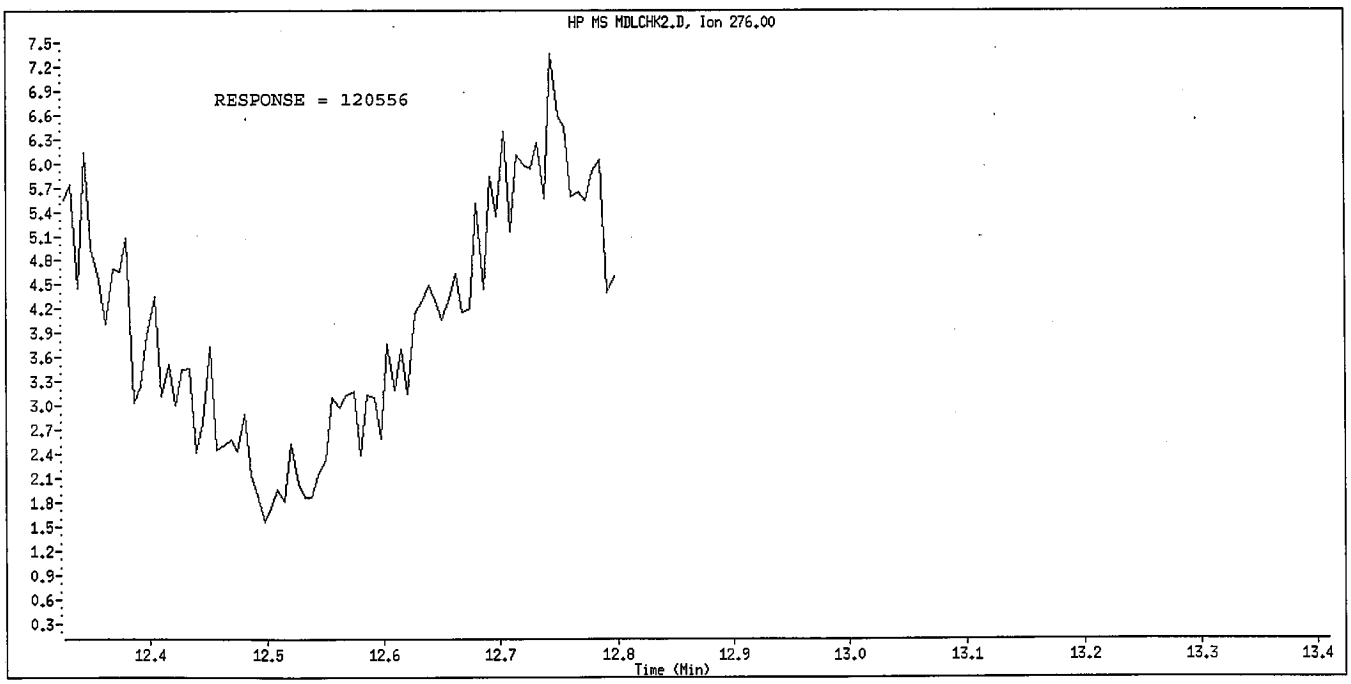

Manual Integration

Manually Integrated By: hulat
Manual Integration Reason: Poor Chromatography

TestAmerica North Canton

Semivolatile REPORT SW-846 Method 8270

Data file : \\cansvr11\dd\chem\MSS\a4ag2.i\00311A.b\MDLCHK3.D
Lab Smp Id: MDLCHK3
Inj Date : 11-MAR-2010 15:11
Operator : 046900 Inst ID: a4ag2.i
Smp Info : MDLCHK3,00311A.b,8270C-625,3-827042.SUB
Misc Info :
Comment :
Method : \\cansvr11\dd\chem\MSS\a4ag2.i\00311A.b\8270C-625.m
Meth Date : 12-Mar-2010 07:09 hulat Quant Type: ISTD
Cal Date : 10-MAR-2010 09:48 Cal File: 2SML0310.D
Als bottle: 40
Dil Factor: 1.00000
Integrator: HP RTE Compound Sublist: 3-827042.SUB
Target Version: 4.14
Processing Host: CANPMSSV04

	Compounds	QUANT SIG MASS	RT	EXP RT	REL RT	RESPONSE	CONCENTRATIONS ON-COLUMN (NG)	FINAL (NG)	
* 1	1,4-Dichlorobenzene-d4	152	3.463	3.463	(1.000)	226885	2.00000		(Q)
* 2	Naphthalene-d8	136	4.363	4.357	(1.000)	1078716	2.00000		
* 3	Acenaphthene-d10	164	5.651	5.639	(1.000)	662215	2.00000		
* 4	Phenanthrene-d10	188	6.762	6.739	(1.000)	1165878	2.00000		
* 5	Chrysene-d12	240	8.815	8.745	(1.000)	1366128	2.00000		
* 6	Perylene-d12	264	10.409	10.180	(1.000)	1099726	2.00000		(QH)
198	1,4-Dioxane	88	1.639	1.663	(0.473)	26971	0.41514	0.41514	
9	Pyridine	79	1.839	1.857	(0.531)	66599	0.43446	0.43446	
10	N-Nitrosodimethylamine	74	1.810	1.822	(0.523)	43015	0.47509	0.47509	
12	3-Chloropropionitrile	54	2.216	2.222	(0.640)	35283	0.42113	0.42113	(QM)
209	Benzaldehyde	77	3.169	3.169	(0.915)	52800	0.50548	0.50548	
21	Aniline	93	3.233	3.239	(0.934)	95861	0.42809	0.42809	
22	Phenol	94	3.186	3.180	(0.920)	86059	0.48141	0.48141	
23	bis(2-Chloroethyl)ether	93	3.257	3.257	(0.941)	92872	0.60827	0.60827	
24	2-Chlorophenol	128	3.321	3.322	(0.959)	69037	0.47564	0.47564	
26	1,3-Dichlorobenzene	146	3.427	3.427	(0.990)	67838	0.46564	0.46564	
27	1,4-Dichlorobenzene	146	3.474	3.475	(1.003)	73995	0.50488	0.50488	
28	1,2-Dichlorobenzene	146	3.586	3.586	(1.036)	70752	0.50048	0.50048	
29	Benzyl Alcohol	108	3.545	3.533	(1.024)	44598	0.47644	0.47644	
30	2-Methylphenol	108	3.604	3.598	(1.041)	66777	0.50916	0.50916	
31	bis(2-Chloroisopropyl)ether	45	3.621	3.622	(1.046)	103797	0.53975	0.53975	
37	Acetophenone	105	3.727	3.727	(1.076)	99087	0.50343	0.50343	
32	N-Nitroso-di-n-propylamine	70	3.716	3.716	(1.073)	57515	0.49452	0.49452	
192	4-Methylphenol	108	3.710	3.698	(1.071)	66971	0.48915	0.48915	
34	Hexachloroethane	117	3.821	3.822	(1.104)	8818	0.14088	0.14088	
35	Nitrobenzene	77	3.851	3.851	(0.883)	85637	0.44443	0.44443	
41	Isophorone	82	4.016	4.010	(0.920)	145455	0.41738	0.41738	
42	2-Nitrophenol	139	4.080	4.075	(0.935)	33638	0.38949	0.38949	
43	2,4-Dimethylphenol	107	4.086	4.075	(0.937)	77916	0.44878	0.44878	
44	bis(2-Chloroethoxy)methane	93	4.145	4.145	(0.950)	90612	0.47461	0.47461	
46	2,4-Toluenediamene	121	5.204	5.186	(1.193)	42693	0.53350	0.53350	
47	1,3,5-Trichlorobenzene	180	4.092	4.086	(0.938)	63088	0.44331	0.44330	
48	2,4-Dichlorophenol	162	4.251	4.239	(0.974)	55663	0.45853	0.45853	

	Compounds	QUANT SIG MASS	RT	EXP RT	REL RT	RESPONSE	CONCENTRATIONS ON-COLUMN (NG)	CONCENTRATIONS FINAL (NG)
49	Benzoic Acid	122	4.139	4.157	(0.949)	32980	1.12408	1.1241(Q)
50	1,2,4-Trichlorobenzene	180	4.316	4.310	(0.989)	62663	0.45082	0.45082
51	Naphthalene	128	4.374	4.374	(1.003)	222980	0.45079	0.45079
52	4-Chloroaniline	127	4.398	4.392	(1.008)	93629	0.46045	0.46045
56	Hexachlorobutadiene	225	4.457	4.457	(1.022)	34947	0.43173	0.43173
210	Caprolactam	113	4.639	4.651	(1.063)	15038	0.29249	0.29249(Q)
57	1,2,3-Trichlorobenzene	180	4.480	4.474	(1.027)	59127	0.45188	0.45188
59	4-Chloro-3-Methylphenol	107	4.751	4.727	(1.089)	71472	0.49415	0.49415
62	2-Methylnaphthalene	142	4.874	4.869	(1.117)	133130	0.49833	0.49833
63	1-Methylnaphthalene	142	4.951	4.945	(1.135)	149179	0.48677	0.48677
64	Hexachlorocyclopentadiene	237	Compound Not Detected.					
66	2,4,6-Trichlorophenol	196	5.086	5.069	(0.900)	41204	0.40918	0.40918
67	2,4,5-Trichlorophenol	196	5.127	5.098	(0.907)	55951	0.52849	0.52849
211	1,1'-Biphenyl	154	5.210	5.204	(0.922)	199952	0.43196	0.43196
68	1,2,3,5-Tetrachlorobenzene	216	4.992	4.986	(0.883)	65540	0.40205	0.40205
70	2-Chloronaphthalene	162	5.239	5.233	(0.927)	148311	0.45355	0.45354
73	2-Nitroaniline	65	5.304	5.286	(0.939)	54764	0.46659	0.46659
74	1,2,3,4-Tetrachlorobenzene	216	5.210	5.204	(0.922)	64279	0.43486	0.43486
76	Dimethylphthalate	163	5.410	5.404	(0.957)	178893	0.46566	0.46566
78	2,6-Dinitrotoluene	165	5.463	5.457	(0.967)	36848	0.43958	0.43958
79	Acenaphthylene	152	5.545	5.539	(0.981)	243358	0.44940	0.44940
80	1,2-Dinitrobenzene	168	5.515	5.504	(0.976)	17911	0.42540	0.42540
81	3-Nitroaniline	138	5.610	5.586	(0.993)	44047	0.54595	0.54595
82	Acenaphthene	153	5.674	5.663	(1.004)	154060	0.43691	0.43691(Q)
83	2,4-Dinitrophenol	184	5.710	5.663	(1.010)	3267	0.93157	0.93157(Q)
85	4-Nitrophenol	109	5.780	5.686	(1.023)	26873	0.72869	0.72869(QM)
86	Dibenzofuran	168	5.798	5.792	(1.026)	219577	0.45856	0.45856
87	2,4-Dinitrotoluene	165	5.768	5.757	(1.021)	44752	0.38964	0.38964
91	2,3,5,6-Tetrachlorophenol	232	5.868	5.839	(1.039)	41969	0.45560	0.45560
93	Diethylphthalate	149	5.927	5.921	(1.049)	190545	0.46547	0.46547
94	Fluorene	166	6.057	6.045	(1.072)	188242	0.46824	0.46824
95	4-Chlorophenyl-phenylether	204	6.033	6.021	(1.068)	86300	0.46547	0.46547
96	4-Nitroaniline	138	6.068	6.039	(1.074)	47874	0.55431	0.55430
98	4,6-Dinitro-2-methylphenol	198	6.092	6.063	(0.901)	6133	0.40237	0.40236
99	N-Nitrosodiphenylamine	169	6.121	6.110	(0.905)	137422	0.45303	0.45303
100	1,2-Diphenylhydrazine	77	6.151	6.145	(0.910)	236314	0.44129	0.44129
106	4-Bromophenyl-phenylether	248	6.404	6.386	(0.947)	52380	0.45461	0.45461
107	Hexachlorobenzene	284	6.474	6.457	(0.957)	53659	0.44783	0.44783
212	Atrazine	200	6.515	6.486	(0.963)	36538	0.47489	0.47489
111	Pentachlorophenol	266	6.645	6.592	(0.983)	52293	1.31851	1.3185
115	Phenanthrene	178	6.780	6.757	(1.003)	286921	0.46220	0.46220
116	Anthracene	178	6.815	6.798	(1.008)	285936	0.45903	0.45903
119	Carbazole	167	6.945	6.904	(1.027)	269293	0.46211	0.46210
120	Di-n-Butylphthalate	149	7.139	7.121	(1.056)	347537	0.47341	0.47341
123	Fluoranthene	202	7.686	7.645	(1.137)	303358	0.47386	0.47386
124	Benzidine	184	7.792	7.721	(0.884)	81398	0.40840	0.40840
125	Pyrene	202	7.862	7.821	(0.892)	334145	0.49826	0.49826
131	Butylbenzylphthalate	149	8.309	8.262	(0.943)	164875	0.51486	0.51486
133	3,3'-Dimethoxybenzidine	244	8.745	8.668	(0.992)	46920	0.32782	0.32782(QM)
135	3,3'-Dichlorobenzidine	252	8.786	8.698	(0.997)	109536	0.43629	0.43629
136	Benzo(a)Anthracene	228	8.821	8.739	(1.001)	302617	0.44084	0.44084(QM)
137	Chrysene	228	8.827	8.768	(1.001)	309381	0.49820	0.49820(QM)
138	4,4'-Methylene bis(o-chloroan	231	8.762	8.692	(0.994)	52062	0.50099	0.50099
139	bis(2-ethylhexyl)Phthalate	149	8.739	8.692	(0.991)	265940	0.57366	0.57366

Compounds	QUANT SIG MASS	RT	EXP RT	REL RT	RESPONSE	CONCENTRATIONS ON-COLUMN (NG)	FINAL (NG)
140 Di-n-octylphthalate	149	9.327	9.251	(0.896)	362978	0.63543	0.63543 (M)
141 Benzo(b)fluoranthene	252	9.927	9.739	(0.954)	369203	0.61522	0.61522 (QM)
142 Benzo(k)fluoranthene	252	9.933	9.751	(0.954)	261112	0.42129	0.42129 (QM)
146 Benzo(a)pyrene	252	10.350	10.109	(0.994)	251343	0.46291	0.46291 (QM)
149 Indeno(1,2,3-cd)pyrene	276	12.244	11.774	(1.176)	263557	0.41091	0.41091 (M)
150 Dibenz(a,h)anthracene	278	12.280	11.803	(1.180)	249263	0.53687	0.53687 (M)
151 Benzo(g,h,i)perylene	276	12.862	12.298	(1.236)	213079	0.41729	0.41729 (QM)
$ 154 Nitrobenzene-d5	82	3.839	3.839	(0.880)	80375	0.37573	0.37573 (R)
$ 155 2-Fluorobiphenyl	172	5.133	5.127	(0.908)	166352	0.43712	0.43712 (R)
$ 156 Terphenyl-d14	244	7.951	7.910	(0.902)	206027	0.47841	0.47841 (R)
$ 157 Phenol-d5	99	3.180	3.175	(0.918)	83938	0.48804	0.48804 (R)
$ 158 2-Fluorophenol	112	2.592	2.592	(0.749)	56415	0.44021	0.44021 (R)
$ 159 2,4,6-Tribromophenol	330	6.251	6.221	(1.106)	22787	0.56981	0.56981 (R)
$ 186 2-Chlorophenol-d4	132	3.310	3.310	(0.956)	63359	0.47819	0.47818 (R)
$ 187 1,2-Dichlorobenzene-d4	152	3.574	3.575	(1.032)	41607	0.46156	0.46156 (R)
M 195 Cresols, total	100				133748	0.99831	0.99831
101 Diphenylamine	169	6.121	6.110	(0.905)	137422	0.45303	0.45303

QC Flag Legend

Q - Qualifier signal failed the ratio test.
R - Spike/Surrogate failed recovery limits.
M - Compound response manually integrated.
H - Operator selected an alternate compound hit.

TestAmerica North Canton

INTERNAL STANDARD COMPOUNDS
AREA AND RT SUMMARY

Instrument ID: a4ag2.i
Lab File ID: MDLCHK3.D
Lab Smp Id: MDLCHK3
Analysis Type: SV
Quant Type: ISTD
Operator: 046900
Method File: \\cansvr11\dd\chem\MSS\a4ag2.i\00311A.b\8270C-625.m
Misc Info:

Calibration Date: 11-MAR-2010
Calibration Time: 07:40
Level:
Sample Type:

COMPOUND	STANDARD	AREA LIMIT LOWER	AREA LIMIT UPPER	SAMPLE	%DIFF
1 1,4-Dichlorobenze	259601	129801	519202	226885	-12.60
2 Naphthalene-d8	1078163	539082	2156326	1078716	0.05
3 Acenaphthene-d10	568794	284397	1137588	662215	16.42
4 Phenanthrene-d10	913603	456802	1827206	1165878	27.61
5 Chrysene-d12	1135801	567901	2271602	1366128	20.28
6 Perylene-d12	986779	493390	1973558	1099726	11.45

COMPOUND	STANDARD	RT LIMIT LOWER	RT LIMIT UPPER	SAMPLE	%DIFF
1 1,4-Dichlorobenze	3.46	2.96	3.96	3.46	-0.00
2 Naphthalene-d8	4.36	3.86	4.86	4.36	0.13
3 Acenaphthene-d10	5.64	5.14	6.14	5.65	0.21
4 Phenanthrene-d10	6.74	6.24	7.24	6.76	0.35
5 Chrysene-d12	8.75	8.25	9.25	8.82	0.81
6 Perylene-d12	10.18	9.68	10.68	10.41	2.25

AREA UPPER LIMIT = +100% of internal standard area.
AREA LOWER LIMIT = - 50% of internal standard area.
RT UPPER LIMIT = + 0.50 minutes of internal standard RT.
RT LOWER LIMIT = - 0.50 minutes of internal standard RT.

Data File: \\cansvr11\dd\chem\MSS\a4ag2.i\00311A.b\MDLCHK3.D
Date : 11-MAR-2010 15:11
Client ID:
Sample Info: MDLCHK3,00311A.b,8270C-625,3-827042,SUB

Instrument: a4ag2.i

Operator: 046900
Column diameter: 0.32

Column phase: db5.625

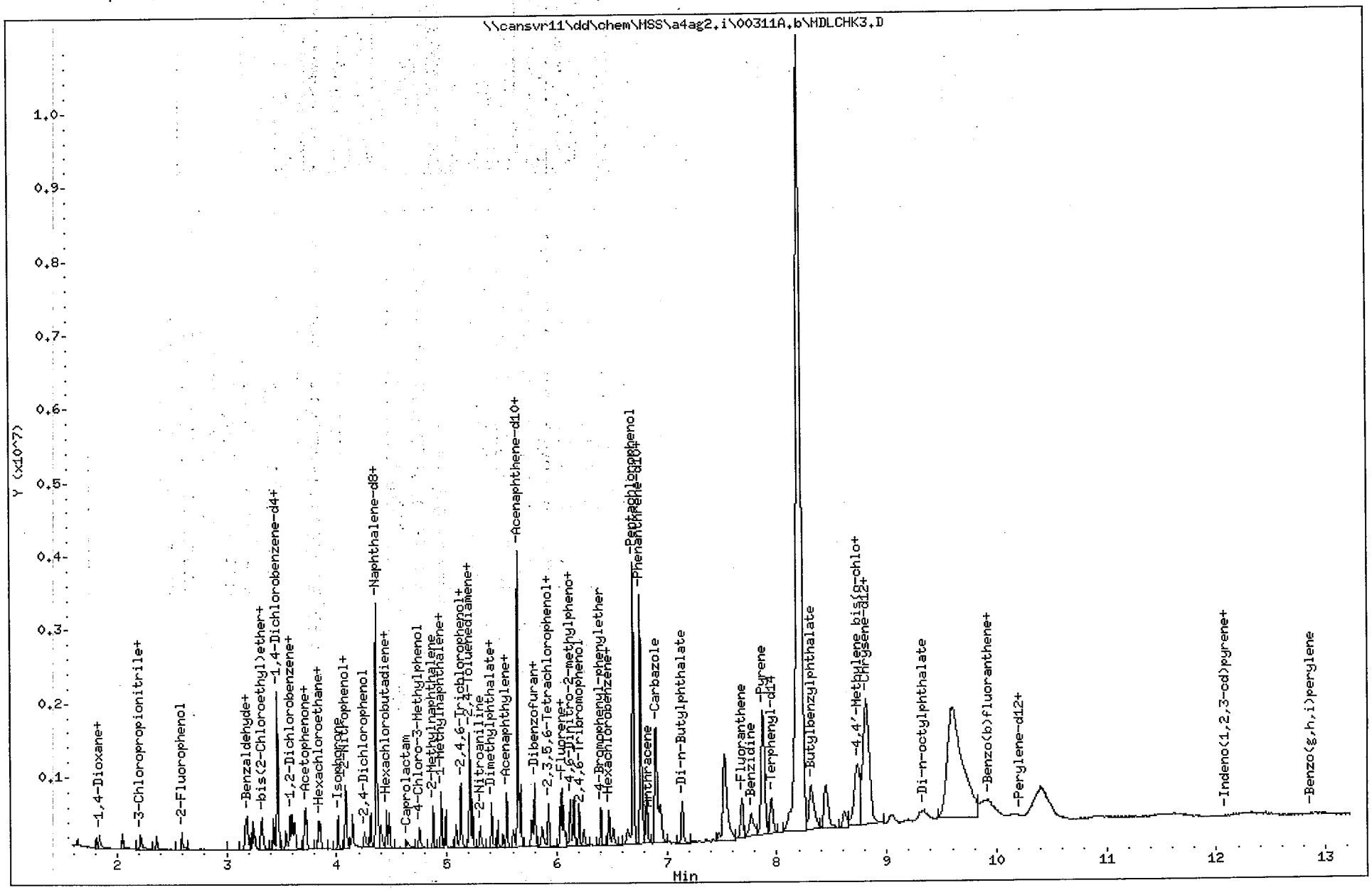

North Canton

Data File Name: MDLCHK3.D
Inj. Date and Time: 11-MAR-2010 15:11
Instrument ID: a4ag2.i
Client ID:
Compound Name: 3-Chloropropionitrile
CAS #: 542-76-7
Report Date: 03/12/2010

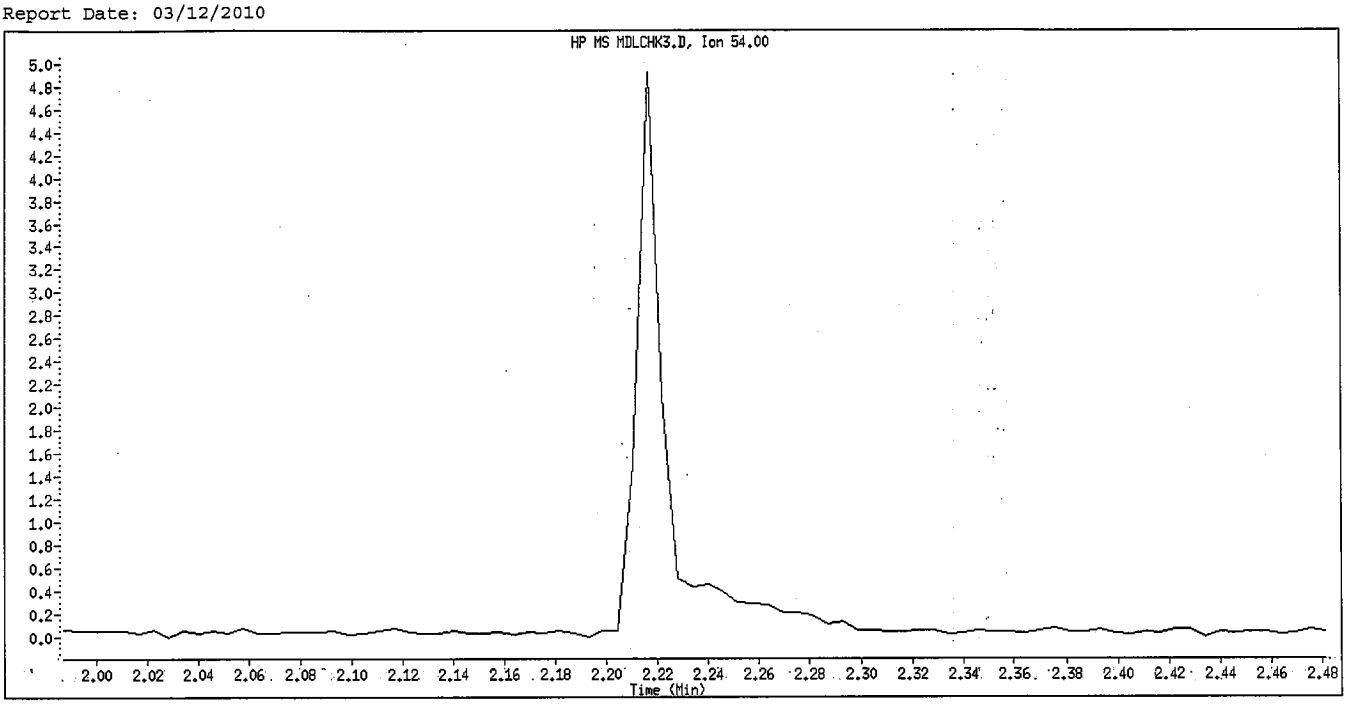

Original Integration

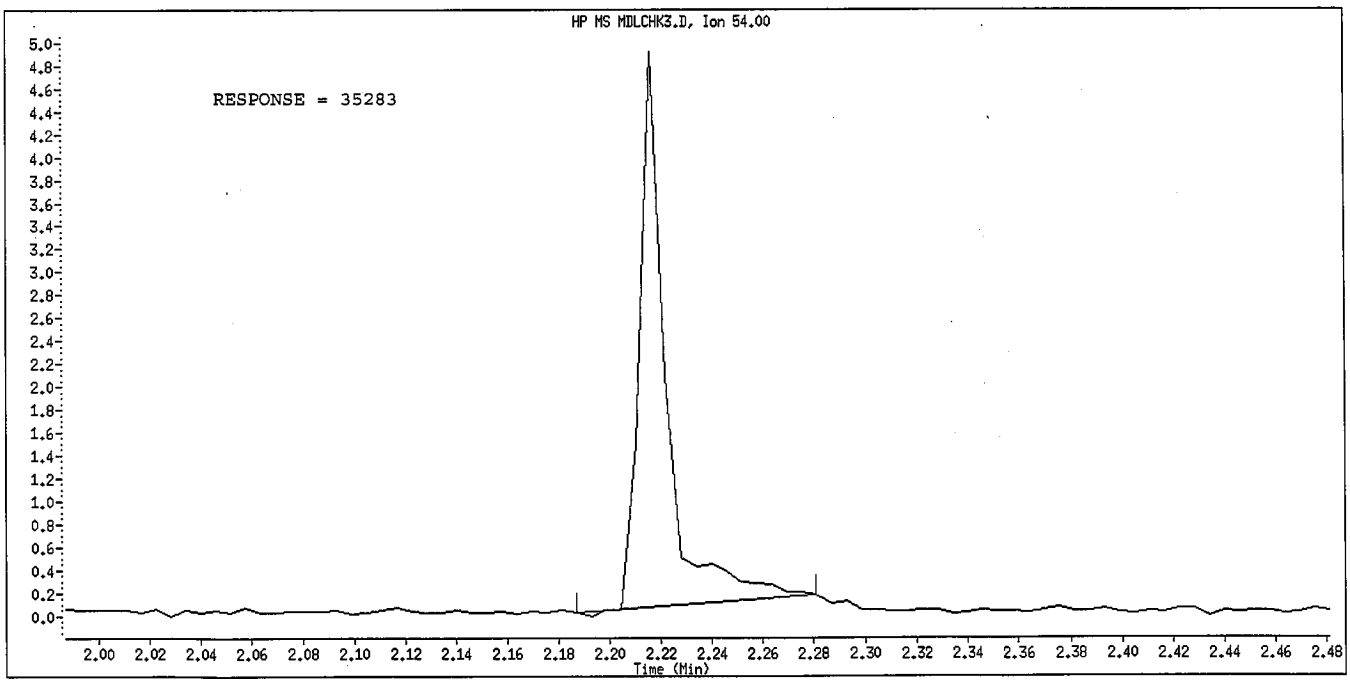

Manual Integration

Manually Integrated By: hulat
Manual Integration Reason: Peak not found

Data File Name: MDLCHK3.D
Inj. Date and Time: 11-MAR-2010 15:11
Instrument ID: a4ag2.i
Client ID:
Compound Name: 4-Nitrophenol
CAS #: 100-02-7
Report Date: 03/12/2010

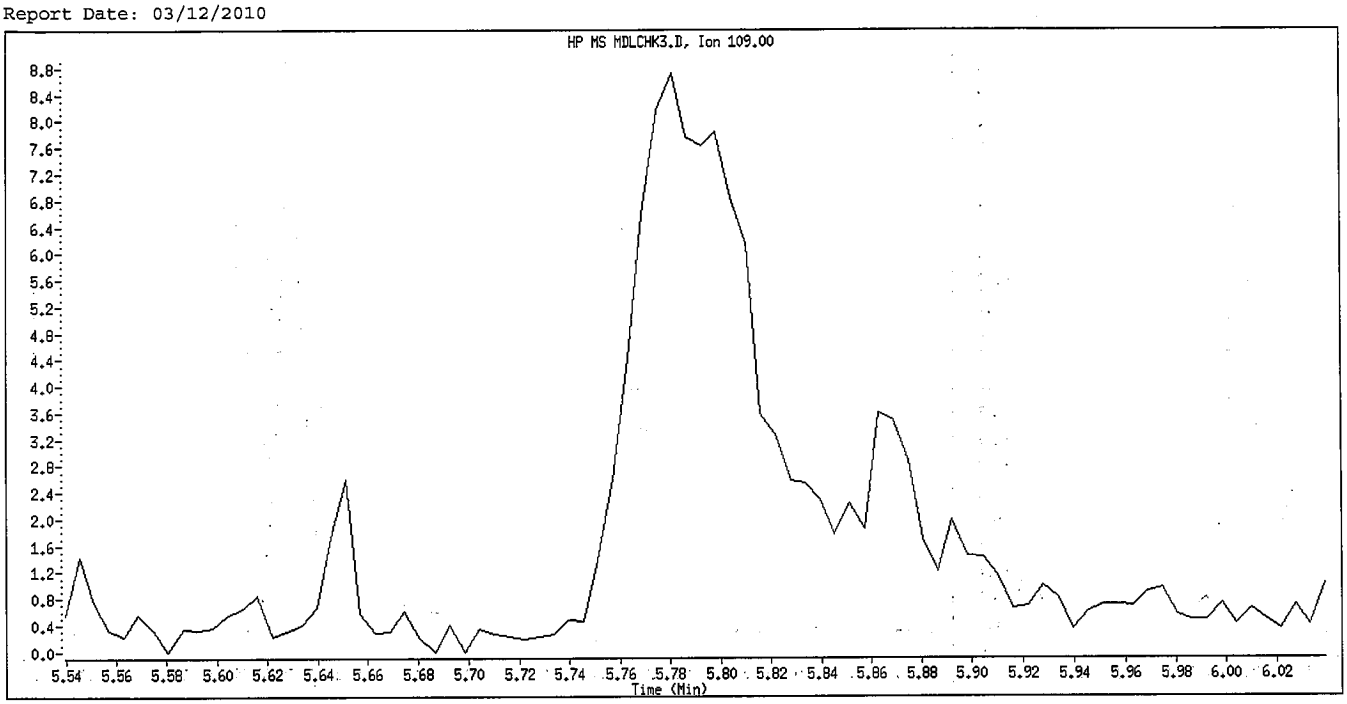

Original Integration

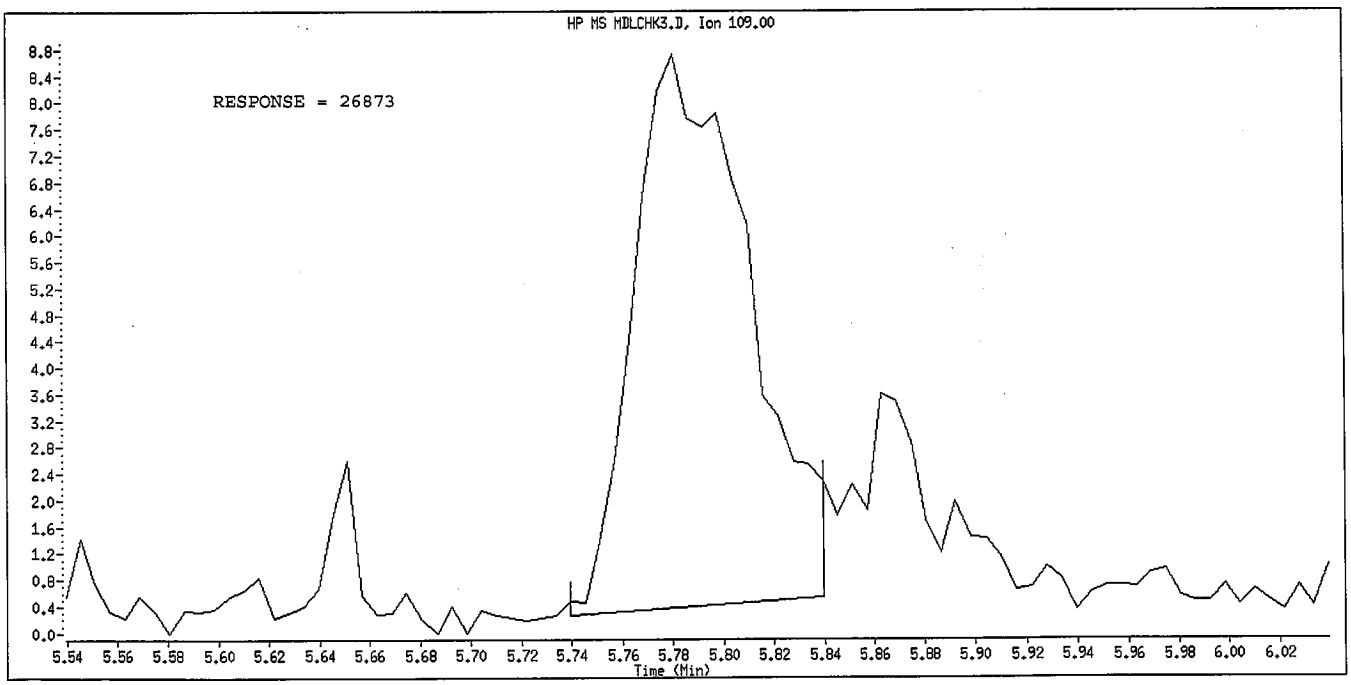

Manual Integration

Manually Integrated By: hulat
Manual Integration Reason: Unknown

Data File Name: MDLCHK3.D
Inj. Date and Time: 11-MAR-2010 15:11
Instrument ID: a4ag2.i
Client ID:
Compound Name: 3,3'-Dimethoxybenzidine
CAS #: 119-90-4
Report Date: 03/12/2010

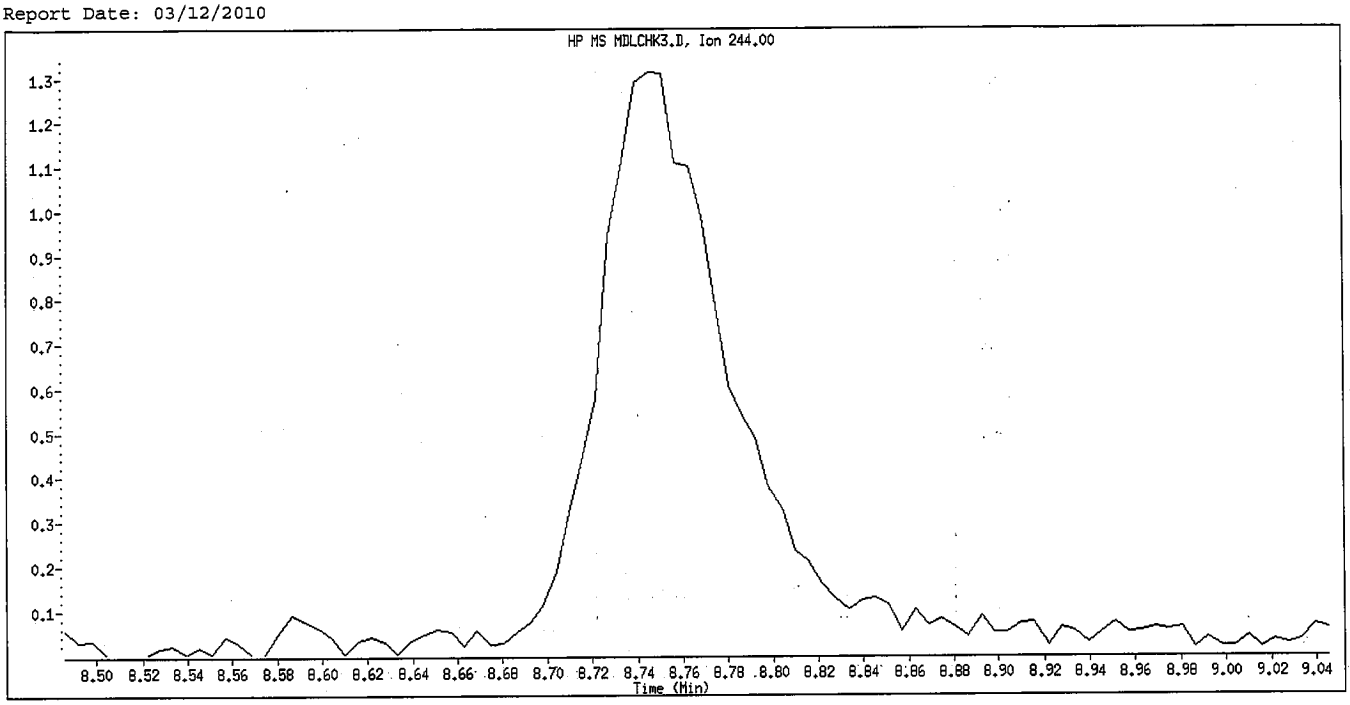

Original Integration

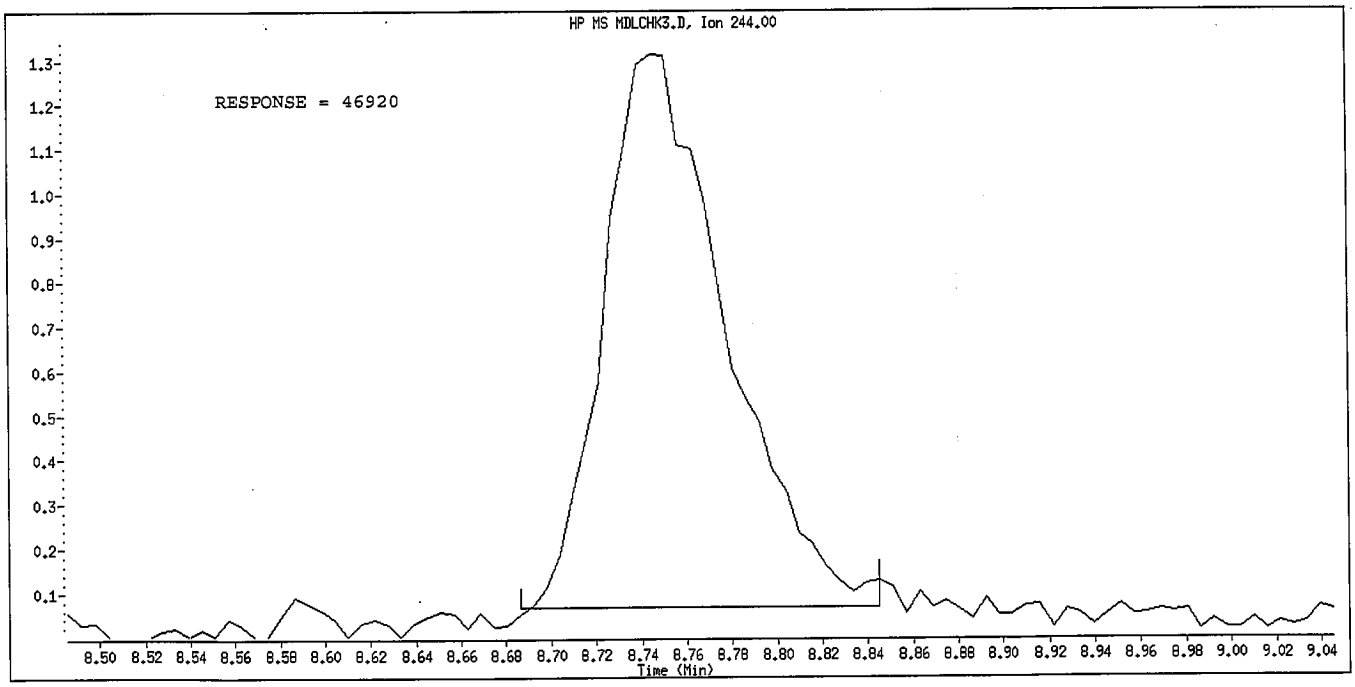

Manual Integration

Manually Integrated By: hulat
Manual Integration Reason: Poor Chromatography

Data File Name: MDLCHK3.D
Inj. Date and Time: 11-MAR-2010 15:11
Instrument ID: a4ag2.i
Client ID:
Compound Name: Benzo(a)Anthracene
CAS #: 56-55-3
Report Date: 03/12/2010

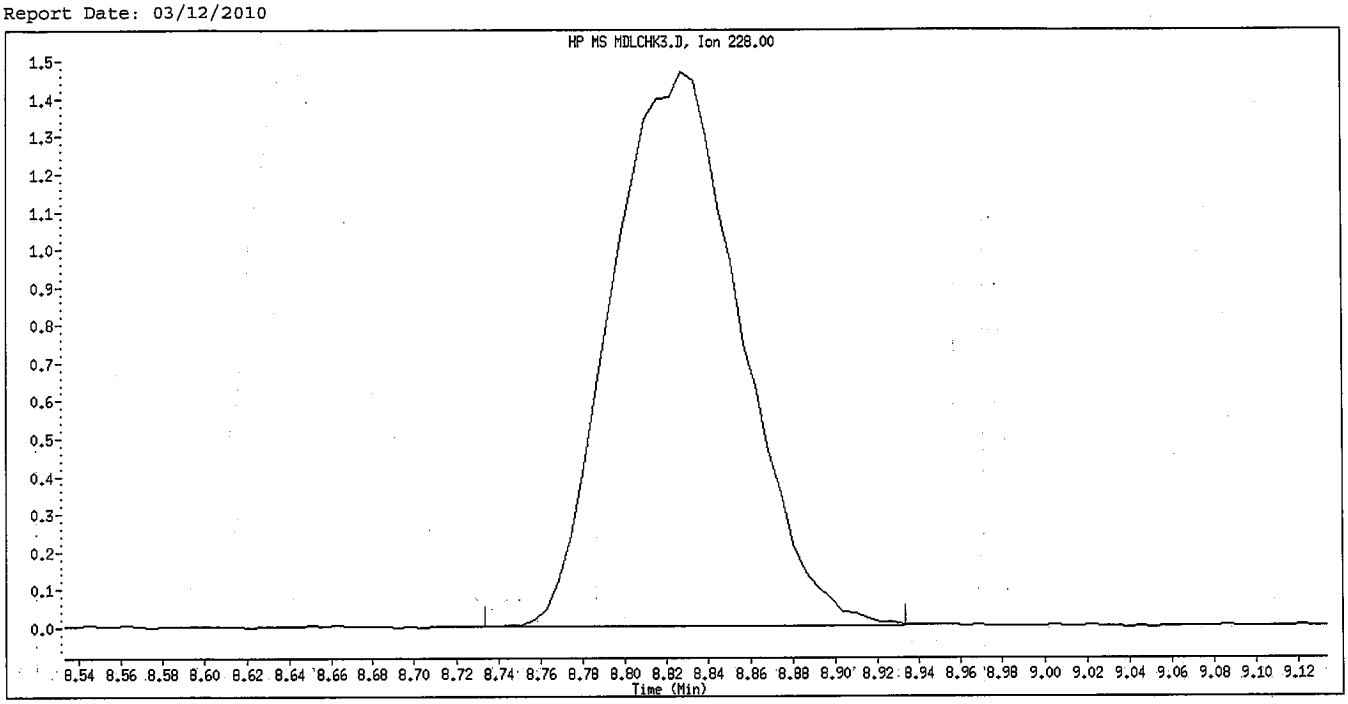

Original Integration

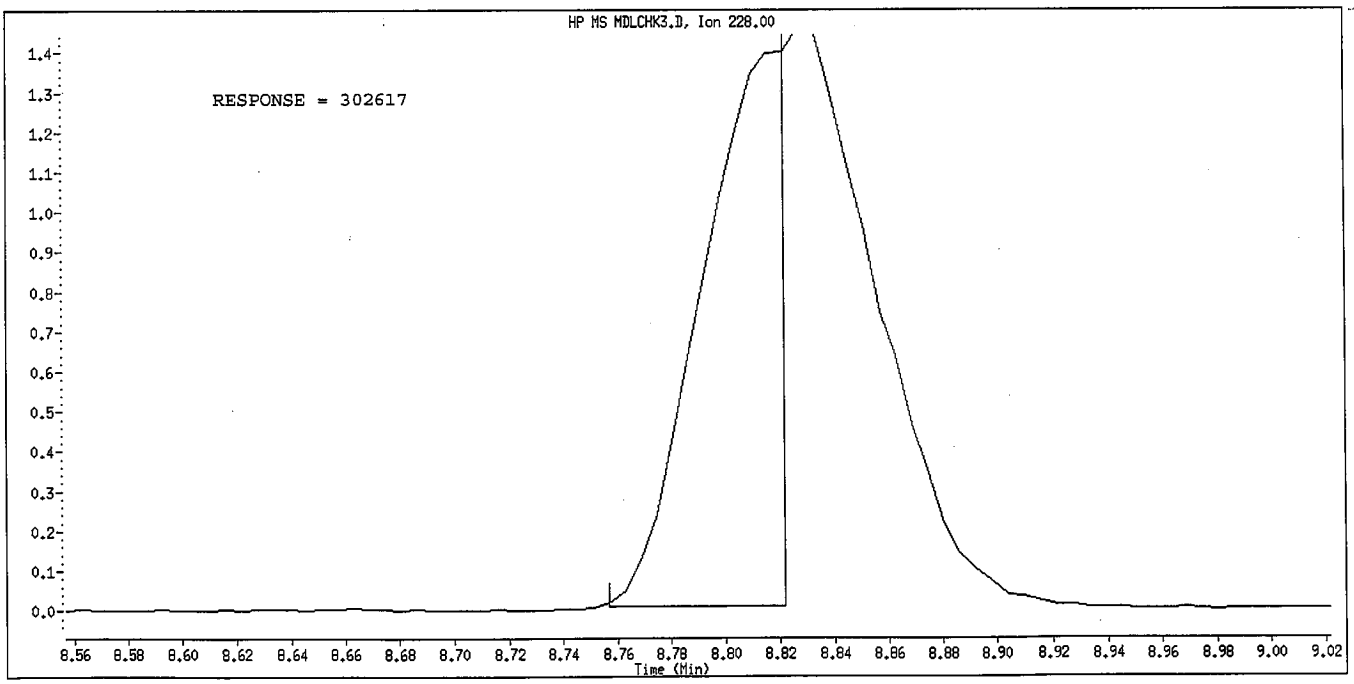

Manual Integration

Manually Integrated By: hulat
Manual Integration Reason: Poor Chromatography

Data File Name: MDLCHK3.D
Inj. Date and Time: 11-MAR-2010 15:11
Instrument ID: a4ag2.i
Client ID:
Compound Name: Chrysene
CAS #: 218-01-9
Report Date: 03/12/2010

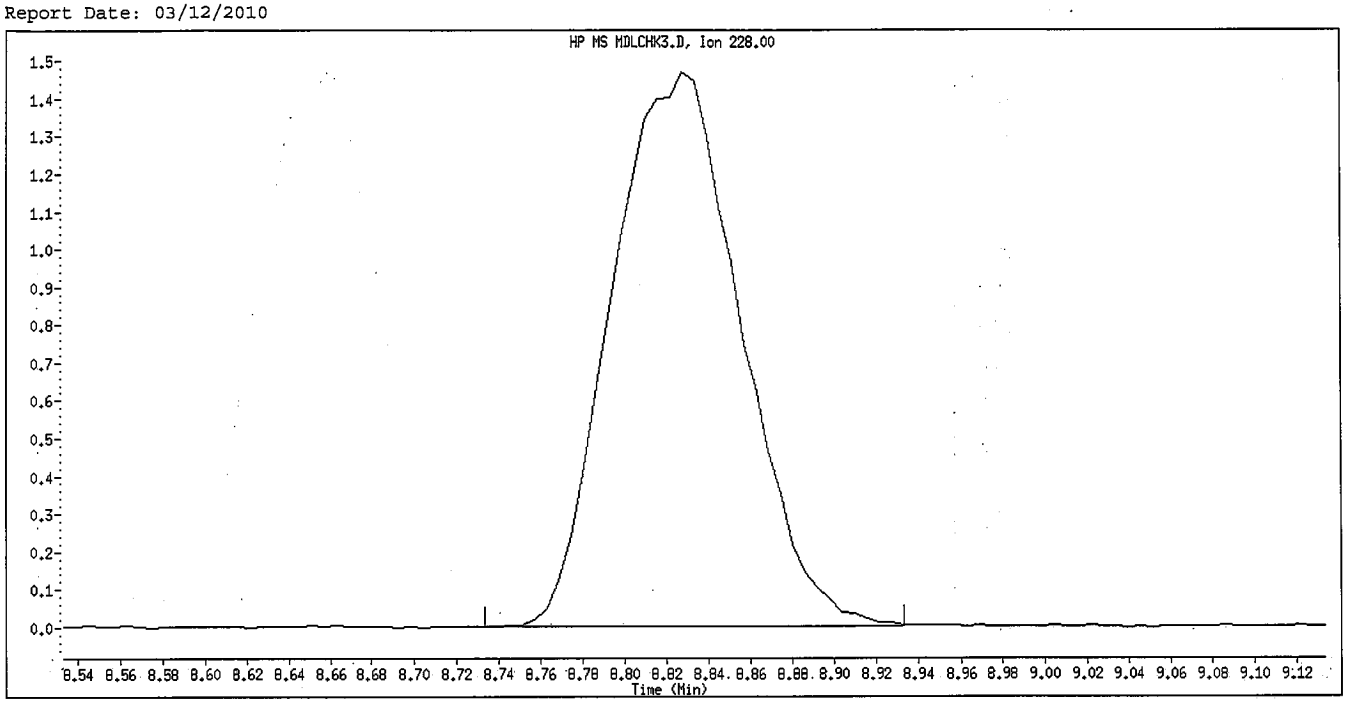

Original Integration

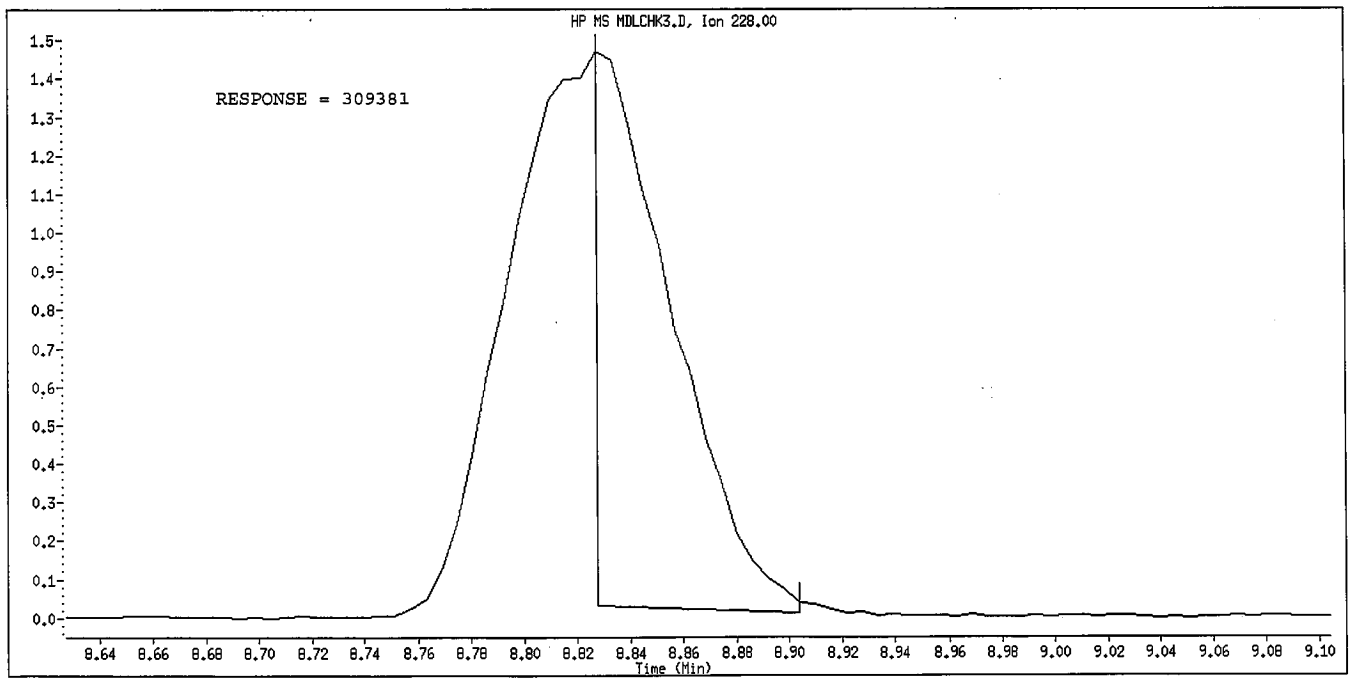

Manual Integration

Manually Integrated By: hulat
Manual Integration Reason: Poor Chromatography

Data File Name: MDLCHK3.D
Inj. Date and Time: 11-MAR-2010 15:11
Instrument ID: a4ag2.i
Client ID:
Compound Name: Di-n-octylphthalate
CAS #: 117-84-0
Report Date: 03/12/2010

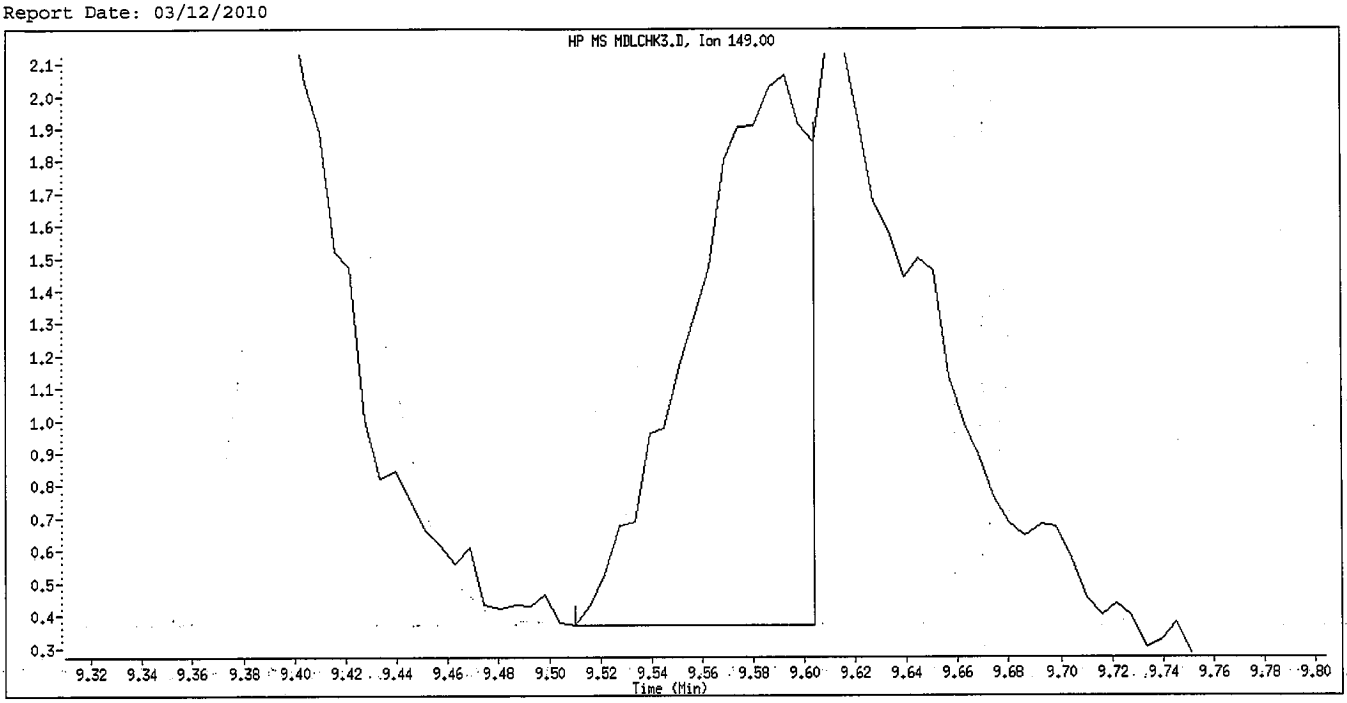

Original Integration

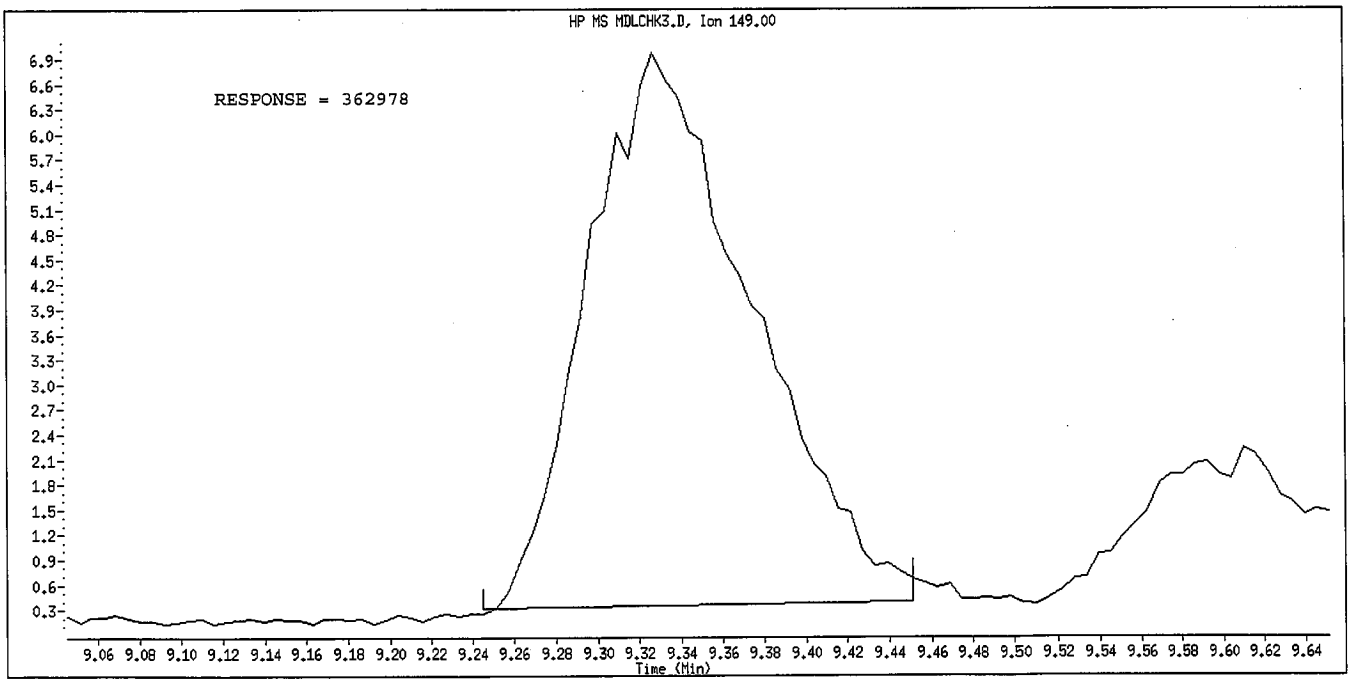

Manual Integration

Manually Integrated By: hulat
Manual Integration Reason: Poor Chromatography

Data File Name: MDLCHK3.D
Inj. Date and Time: 11-MAR-2010 15:11
Instrument ID: a4ag2.i
Client ID:
Compound Name: Benzo(b)fluoranthene
CAS #: 205-99-2
Report Date: 03/12/2010

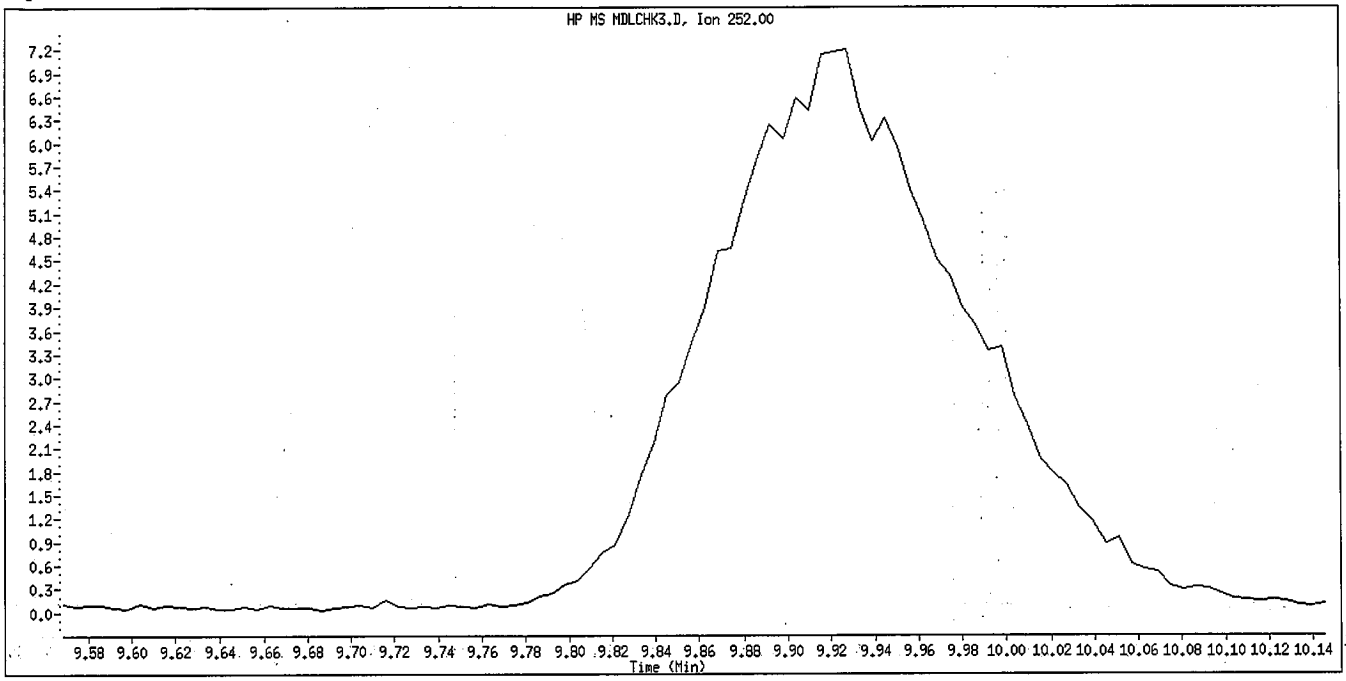

Original Integration

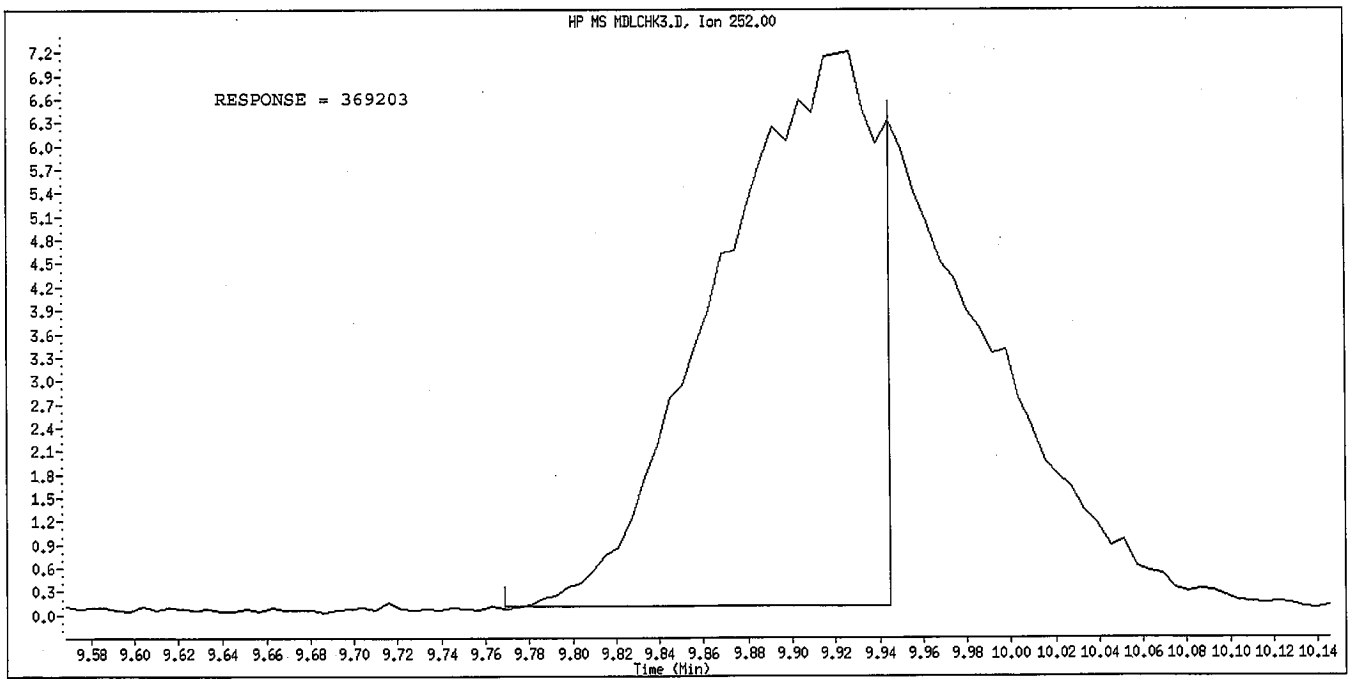

Manual Integration

Manually Integrated By: hulat
Manual Integration Reason: Poor Chromatography

Data File Name: MDLCHK3.D
Inj. Date and Time: 11-MAR-2010 15:11
Instrument ID: a4ag2.i
Client ID:
Compound Name: Benzo(k)fluoranthene
CAS #: 207-08-9
Report Date: 03/12/2010

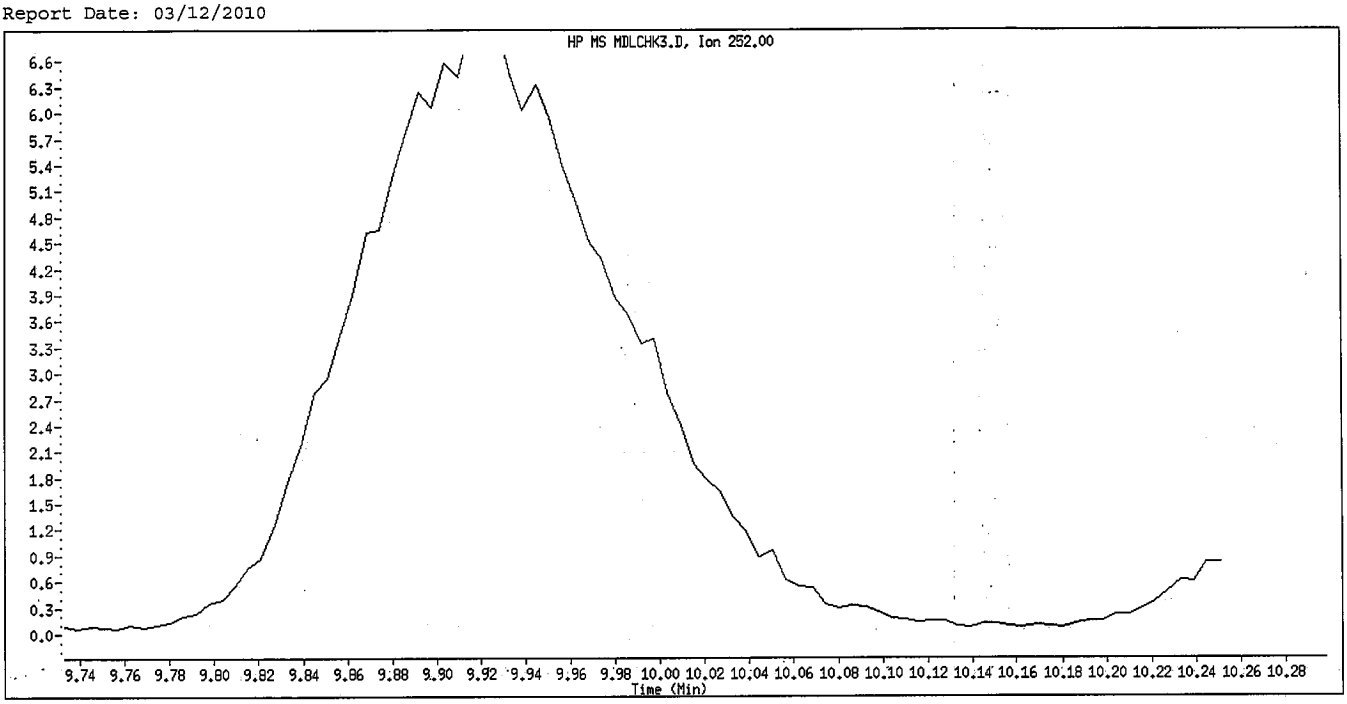

Original Integration

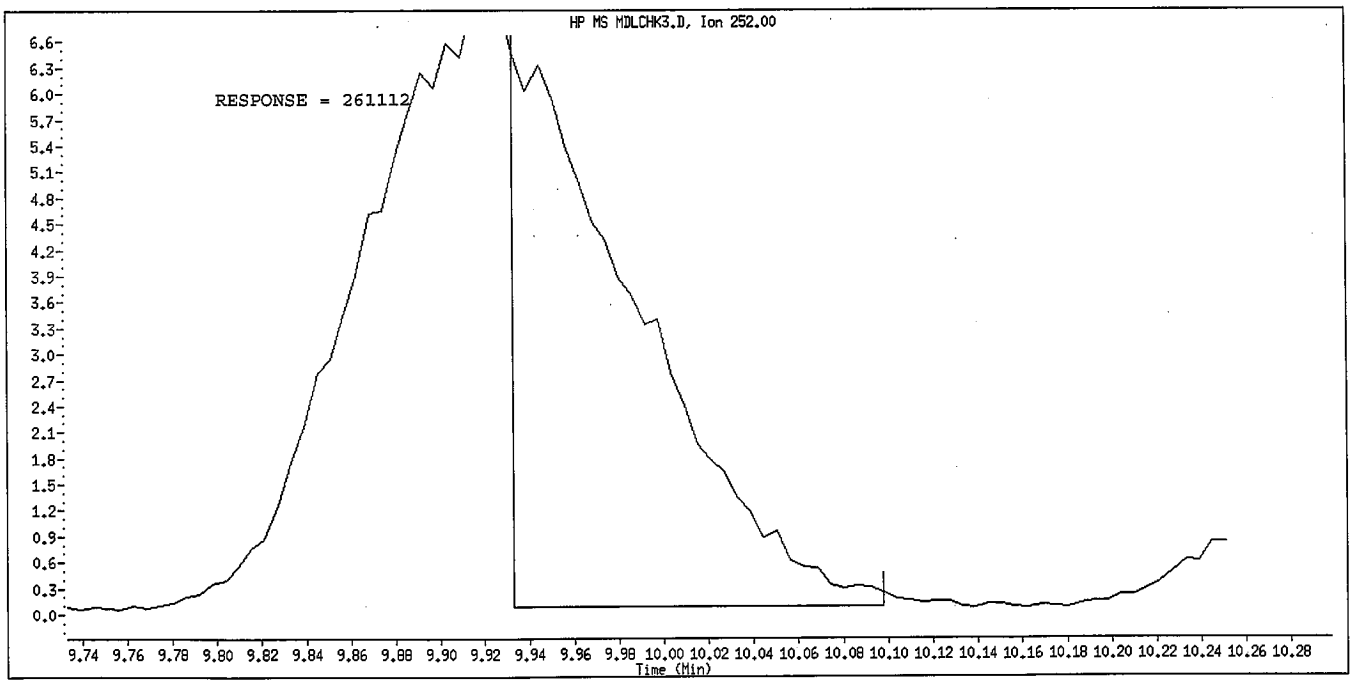

Manual Integration

Manually Integrated By: hulat
Manual Integration Reason: Poor Chromatography

Data File Name: MDLCHK3.D
Inj. Date and Time: 11-MAR-2010 15:11
Instrument ID: a4ag2.i
Client ID:
Compound Name: Benzo(a)pyrene
CAS #: 50-32-8
Report Date: 03/12/2010

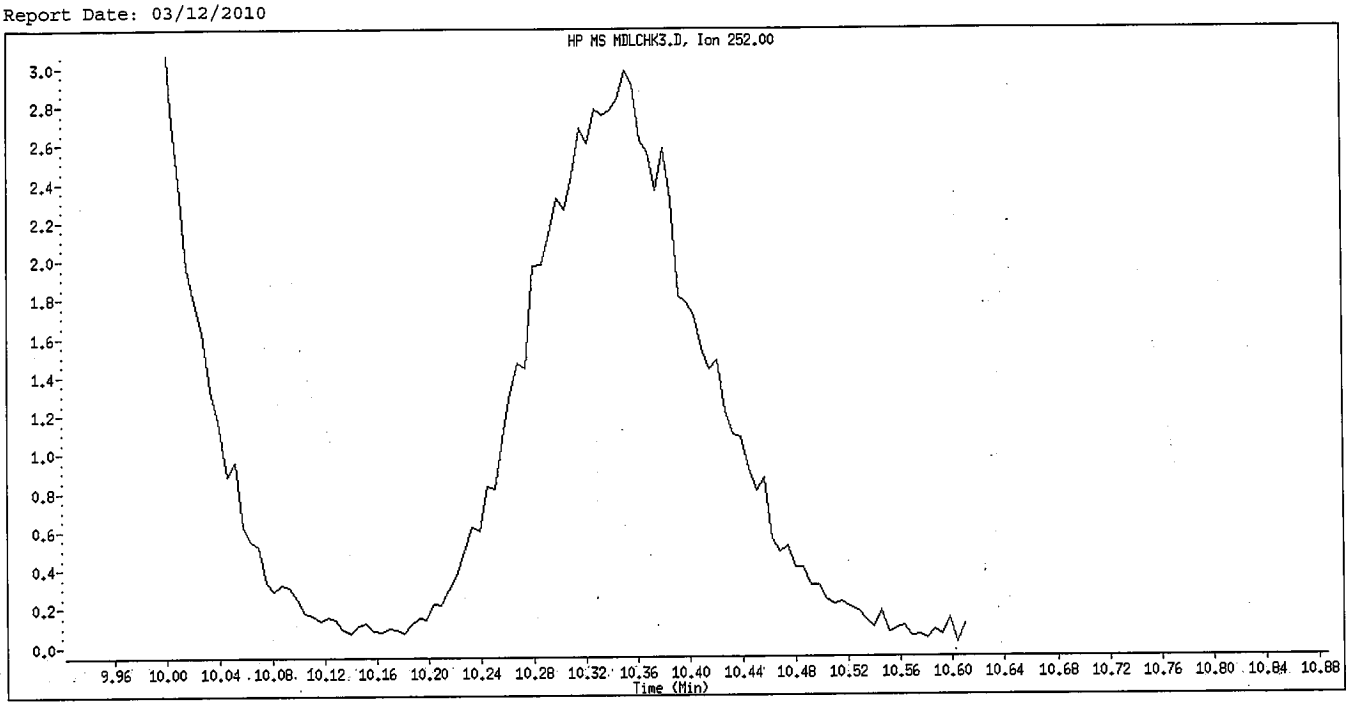

Original Integration

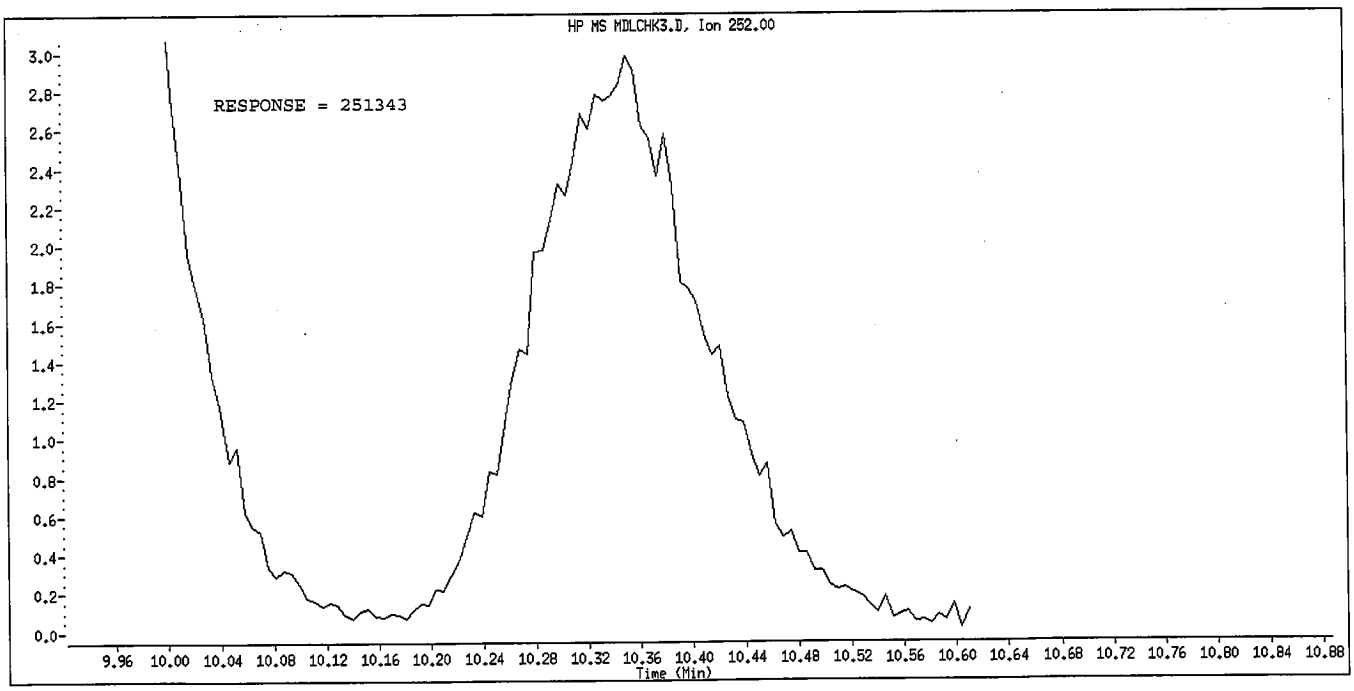

Manual Integration

Manually Integrated By: hulat
Manual Integration Reason: Poor Chromatography

Data File Name: MDLCHK3.D
Inj. Date and Time: 11-MAR-2010 15:11
Instrument ID: a4ag2.i
Client ID:
Compound Name: Indeno(1,2,3-cd)pyrene
CAS #: 193-39-5
Report Date: 03/12/2010

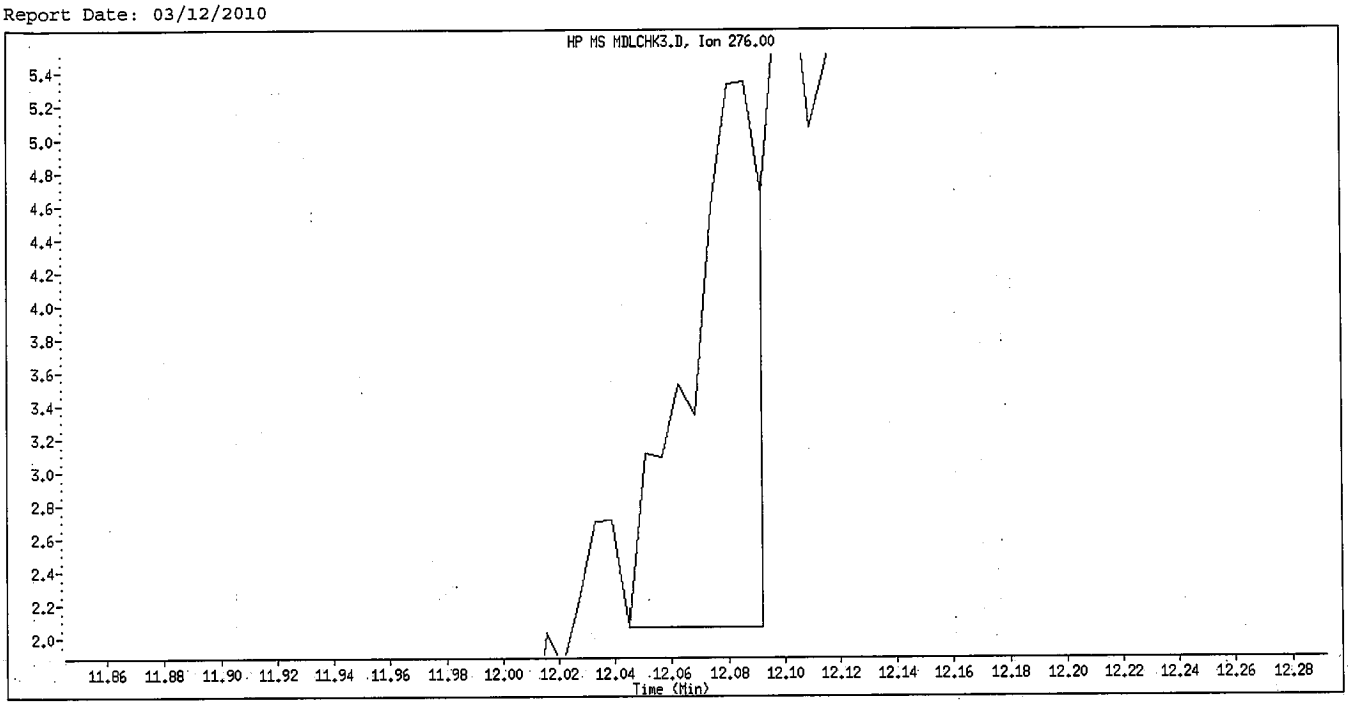

Original Integration

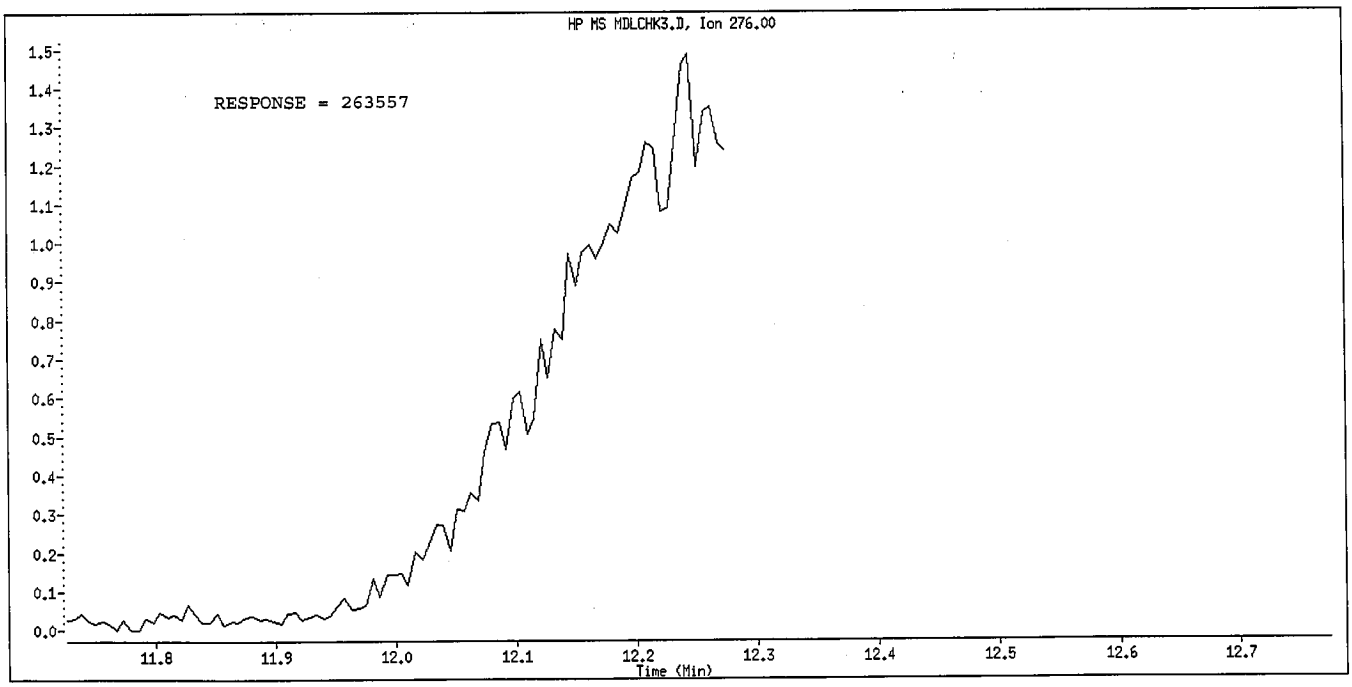

Manual Integration

Manually Integrated By: hulat
Manual Integration Reason: Poor Chromatography

Data File Name: MDLCHK3.D
Inj. Date and Time: 11-MAR-2010 15:11
Instrument ID: a4ag2.i
Client ID:
Compound Name: Dibenz(a,h)anthracene
CAS #: 53-70-3
Report Date: 03/12/2010

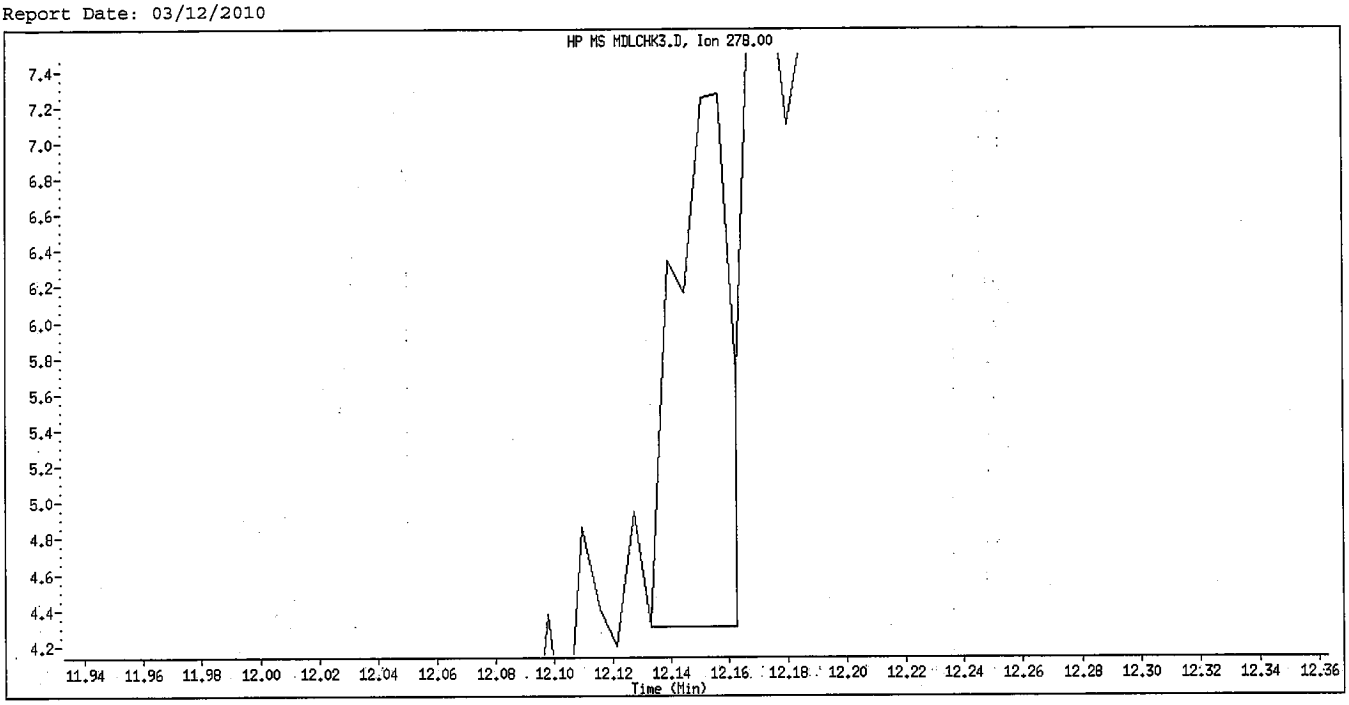

Original Integration

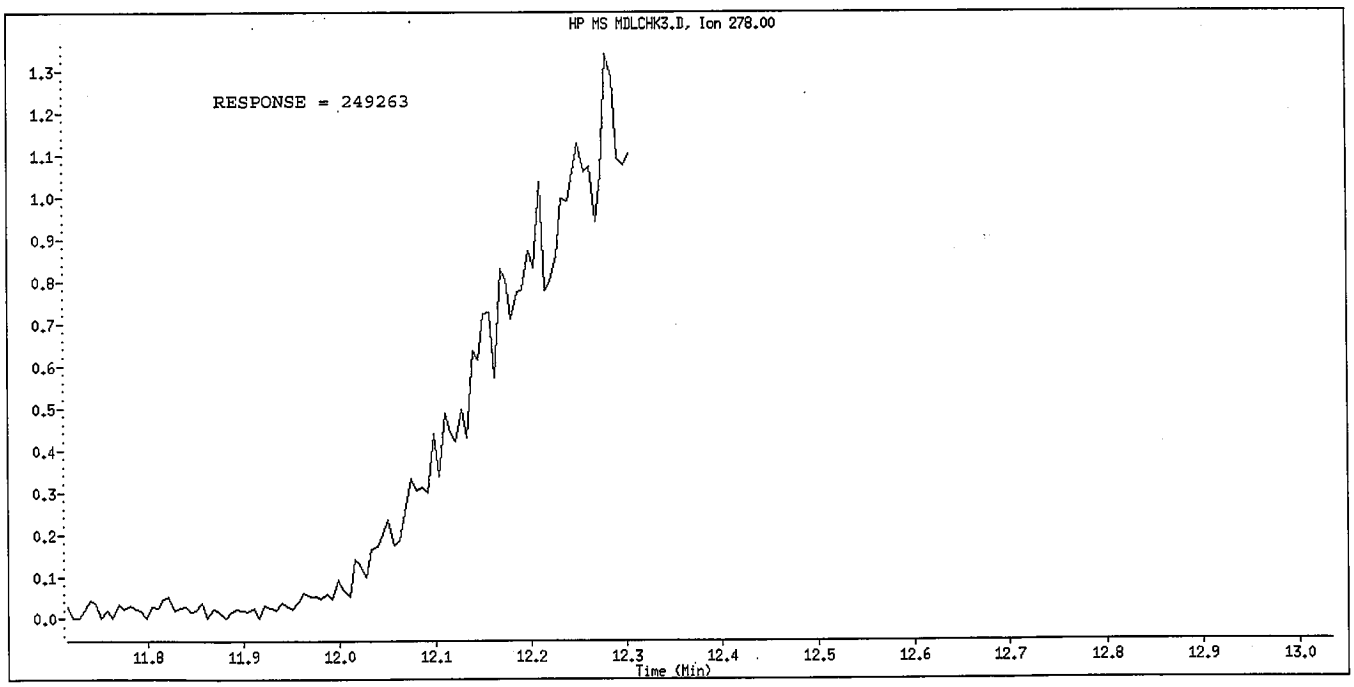

Manual Integration

Manually Integrated By: hulat
Manual Integration Reason: Poor Chromatography

Data File Name: MDLCHK3.D
Inj. Date and Time: 11-MAR-2010 15:11
Instrument ID: a4ag2.i
Client ID:
Compound Name: Benzo(g,h,i)perylene
CAS #: 191-24-2
Report Date: 03/12/2010

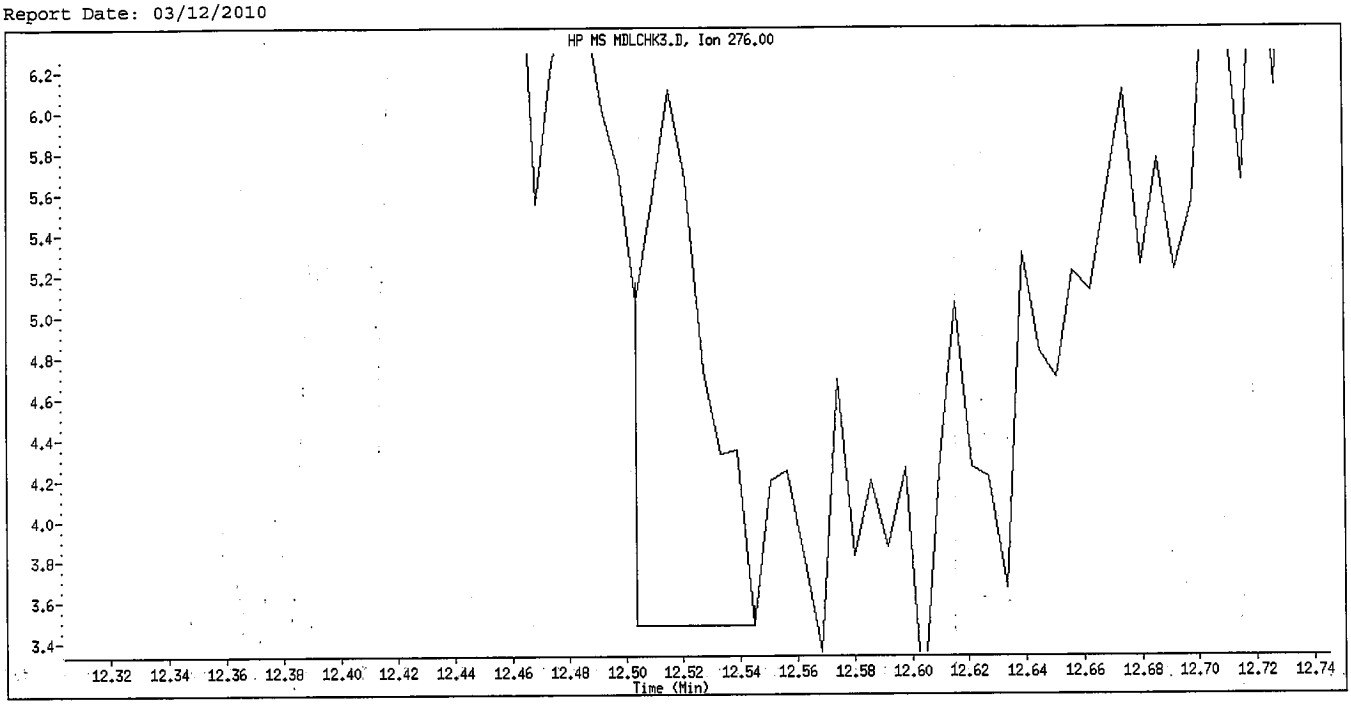

Original Integration

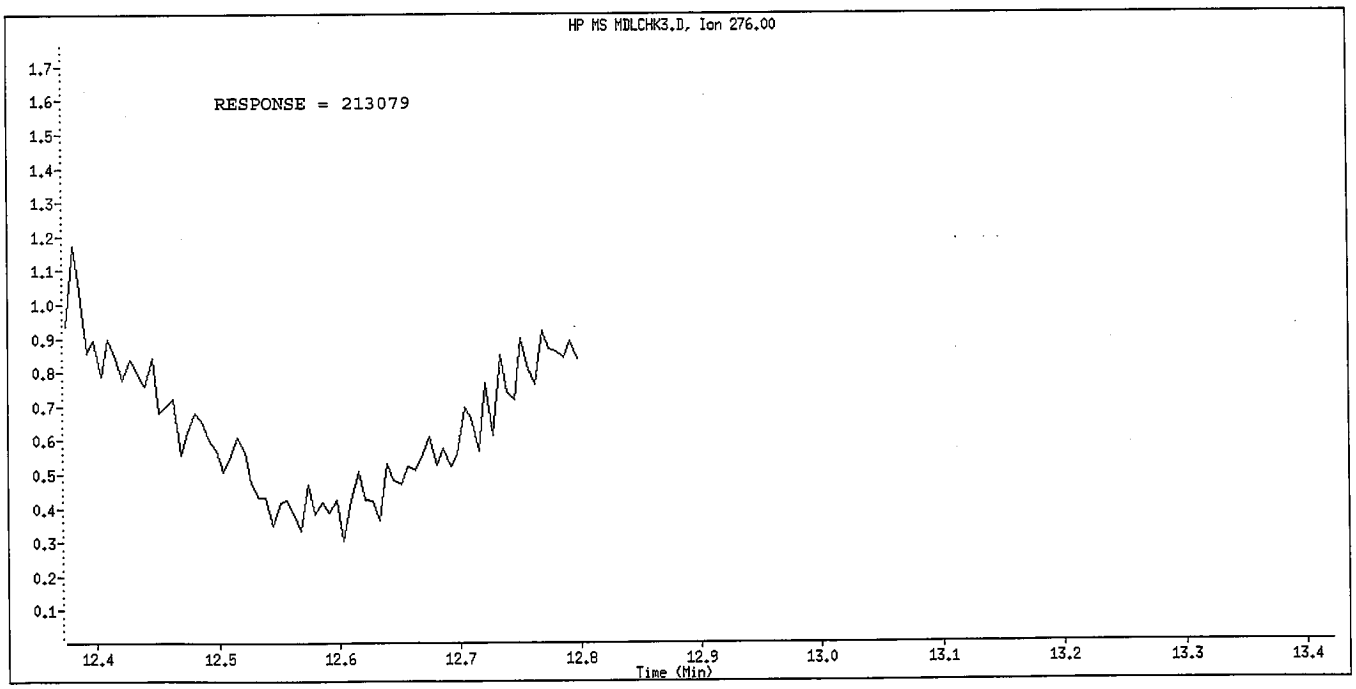

Manual Integration

Manually Integrated By: hulat
Manual Integration Reason: Poor Chromatography

Report Date: 16-Mar-2010 16:15

Calibration History

Method : \\cansvr11\dd\chem\MSS\a4ag2.i\00316A.b\8270C-625.m
Start Cal Date: 05-MAR-2010 12:00
End Cal Date : 16-MAR-2010 15:01
Last Cal Level: 1
Last Cal Type : Initial Calibration

Initial Calibration

Injection Date	Sublist	Calibration File
Cal Level: 1 , Cal Amount: 0.05000		
16-MAR-2010 15:01	PAH	\\cansvr11\dd\chem\MSS\a4ag2.i\00316A.b\2SLL0316.D
Cal Level: 2 , Cal Amount: 0.25000		
16-MAR-2010 14:44	3-827042	\\cansvr11\dd\chem\MSS\a4ag2.i\00316A.b\2SL0316.D
Cal Level: 3 , Cal Amount: 0.50000		
16-MAR-2010 14:27	3-827042	\\cansvr11\dd\chem\MSS\a4ag2.i\00316A.b\2SML0316.D
Cal Level: 4 , Cal Amount: 1.00000		
16-MAR-2010 14:10	3-827042	\\cansvr11\dd\chem\MSS\a4ag2.i\00316A.b\2SM0316.D
Cal Level: 5 , Cal Amount: 2.50000		
16-MAR-2010 13:52	3-827042	\\cansvr11\dd\chem\MSS\a4ag2.i\00316A.b\2SMM0316.D
Cal Level: 6 , Cal Amount: 5.00000		
16-MAR-2010 13:35	3-827042	\\CANSVR11\dd\chem\MSS\a4ag2.i\00316A.b\2SMH0316.D
Cal Level: 7 , Cal Amount: 7.50000		
16-MAR-2010 13:18	3-827042	\\CANSVR11\dd\chem\MSS\a4ag2.i\00316A.b\2SH0316.D
Cal Level: 8 , Cal Amount: 10.00000		

16-MAR-2010 13:00	3-827042	\\cansvr11\dd\chem\MSS\a4ag2.i\00316A.b\2SHH0316.D

Cal Level: 9 , Cal Amount: 12.50000		
16-MAR-2010 12:43	3-827042	\\cansvr11\dd\chem\MSS\a4ag2.i\00316A.b\2SHHH0316.D

Continuing Calibration
Ccal Level Mode: GLOBAL LEVEL 6

16-MAR-2010 13:35	3-827042	\\CANSVR11\dd\chem\MSS\a4ag2.i\00316A.b\2SMH0316.D
12-MAR-2010 17:04	3-827042	\\cansvr11\dd\chem\MSS\a4ag2.i\00312A.b\ICVTCL.D
12-MAR-2010 15:19	3-827042	\\cansvr11\dd\chem\MSS\a4ag2.i\00312A.b\2SMH0312.D
10-MAR-2010 08:56	3-827042	\\cansvr11\dd\chem\MSS\a4ag2.i\00310A.b\2SMH0310.D
10-MAR-2010 10:40	3-827042	\\cansvr11\dd\chem\MSS\a4ag2.i\00310A.b\ICVTCL.D
05-MAR-2010 14:35	3-827042	\\cansvr11\dd\chem\MSS\a4ag2.i\00305A.b\ICVTCL.D
05-MAR-2010 12:52	3-827042	\\cansvr11\dd\chem\MSS\a4ag2.i\00305A.b\2SMH0305.D

TestAmerica North Canton

INITIAL CALIBRATION DATA

8/3/17

Start Cal Date : 05-MAR-2010 12:00
End Cal Date : 16-MAR-2010 15:01
Quant Method : ISTD
Origin : Disabled
Target Version : 4.14
Integrator : HP RTE
Method file : \\cansvr11\dd\chem\MSS\a4ag2.i\00316A.b\8270C-625.m
Last Edit : 16-Mar-2010 16:15 hulat
Curve Type : Average

Calibration File Names:
Level 1: \\cansvr11\dd\chem\MSS\a4ag2.i\00316A.b\2SLL0316.D
Level 2: \\cansvr11\dd\chem\MSS\a4ag2.i\00316A.b\2SL0316.D
Level 3: \\cansvr11\dd\chem\MSS\a4ag2.i\00316A.b\2SML0316.D
Level 4: \\cansvr11\dd\chem\MSS\a4ag2.i\00316A.b\2SM0316.D
Level 5: \\cansvr11\dd\chem\MSS\a4ag2.i\00316A.b\2SMM0316.D
Level 6: \\cansvr11\dd\chem\MSS\a4ag2.i\00316A.b\2SMH0316.D
Level 7: \\cansvr11\dd\chem\MSS\a4ag2.i\00316A.b\2SH0316.D
Level 8: \\cansvr11\dd\chem\MSS\a4ag2.i\00316A.b\2SHH0316.D
Level 9: \\cansvr11\dd\chem\MSS\a4ag2.i\00316A.b\2SHHH0316.D

Compound	0.05000 Level 1	0.25000 Level 2	0.50000 Level 3	1.000 Level 4	2.500 Level 5	5.000 Level 6	RRF	% RSD	
	7.500 Level 7	10.000 Level 8	12.500 Level 9						
198 1,4-Dioxane	+++++	0.44487	0.50781	0.46319	0.49791	0.48371			
	0.45079	0.48379	0.48054				0.47658	4.624	<-
7 N-Nitrosomorpholine	+++++	+++++	+++++	+++++	+++++	+++++			
	+++++	+++++	+++++				+++++	+++++	<-
8 Ethyl methanesulfonate	+++++	+++++	+++++	+++++	+++++	+++++			
	+++++	+++++	+++++				+++++	+++++	<-
9 Pyridine	+++++	1.15750	1.22438	1.18093	1.28940	1.27892			
	1.25979	1.41240	1.43420				1.27969	7.799	<-
10 N-Nitrosodimethylamine	+++++	0.74623	0.69642	0.69442	0.72610	0.70897			
	0.70122	0.79232	0.75752				0.72790	4.801	<-
11 Ethyl methacrylate	+++++	+++++	+++++	+++++	+++++	+++++			
	+++++	+++++	+++++				+++++	+++++	<-
12 3-Chloropropionitrile	+++++	0.68725	0.67906	0.67262	0.69234	0.66044			
	0.65919	0.72338	0.71763				0.68649	3.498	<-
13 Malononitrile	+++++	+++++	+++++	+++++	+++++	+++++			
	+++++	+++++	+++++				+++++	+++++	<-

TestAmerica North Canton

INITIAL CALIBRATION DATA

Start Cal Date : 05-MAR-2010 12:00
End Cal Date : 16-MAR-2010 15:01
Quant Method : ISTD
Origin : Disabled
Target Version : 4.14
Integrator : HP RTE
Method file : \\cansvr11\dd\chem\MSS\a4ag2.i\00316A.b\8270C-625.m
Last Edit : 16-Mar-2010 16:15 hulat
Curve Type : Average

Compound	0.05000 Level 1	0.25000 Level 2	0.50000 Level 3	1.000 Level 4	2.500 Level 5	5.000 Level 6	RRF	% RSD	
	7.500 Level 7	10.000 Level 8	12.500 Level 9						
14 2-Picoline	+++++	+++++	+++++	+++++	+++++	+++++			
	+++++	+++++	+++++				+++++	+++++	<-
15 N-Nitrosomethylethylamine	+++++	+++++	+++++	+++++	+++++	+++++			
	+++++	+++++	+++++				+++++	+++++	<-
16 Methyl methanesulfonate	+++++	+++++	+++++	+++++	+++++	+++++			
	+++++	+++++	+++++				+++++	+++++	<-
18 1,3-Dichloro-2-propanol	+++++	+++++	+++++	+++++	+++++	+++++			
	+++++	+++++	+++++				+++++	+++++	<-
19 N-Nitrosodiethylamine	+++++	+++++	+++++	+++++	+++++	+++++			
	+++++	+++++	+++++				+++++	+++++	<-
21 Aniline	+++++	1.80678	1.98451	2.03734	2.04691	1.93879			
	2.23480	2.04703	2.26417				2.04504	7.295	<-
22 Phenol	+++++	1.50797	1.53335	1.59406	1.63453	1.60478			
	1.64188	1.77793	1.80944				1.63799	6.522	<-
23 bis(2-Chloroethyl)ether	1.70027	1.45981	1.24344	1.22575	1.28557	1.36470			
	1.25828	1.59572	1.47770				1.40125	12.031	
24 2-Chlorophenol	+++++	1.21066	1.22479	1.28397	1.32903	1.30490			
	1.31662	1.41489	1.47167				1.31957	6.696	<-
25 Pentachloroethane	+++++	+++++	+++++	+++++	+++++	+++++			
	+++++	+++++	+++++				+++++	+++++	<-
26 1,3-Dichlorobenzene	+++++	1.32649	1.28891	1.26194	1.33733	1.28127			
	1.29024	1.41100	1.42256				1.32747	4.540	<-

TestAmerica North Canton

INITIAL CALIBRATION DATA

Start Cal Date : 05-MAR-2010 12:00
End Cal Date : 16-MAR-2010 15:01
Quant Method : ISTD
Origin : Disabled
Target Version : 4.14
Integrator : HP RTE
Method file : \\cansvr11\dd\chem\MSS\a4ag2.i\00316A.b\8270C-625.m
Last Edit : 16-Mar-2010 16:15 hulat
Curve Type : Average

Compound	0.05000 Level 1	0.25000 Level 2	0.50000 Level 3	1.000 Level 4	2.500 Level 5	5.000 Level 6	RRF	% RSD	
	7.500 Level 7	10.000 Level 8	12.500 Level 9						
27 1,4-Dichlorobenzene	+++++	1.32767	1.27153	1.28222	1.31367	1.28436			
	1.25877	1.39426	1.41607				1.31857	4.406	<-
28 1,2-Dichlorobenzene	+++++	1.27306	1.24259	1.24037	1.25330	1.24347			
	1.23799	1.35492	1.37655				1.27778	4.360	<-
29 Benzyl Alcohol	+++++	0.81641	0.80917	0.82558	0.88171	0.85578			
	0.89023	0.93633	0.97039				0.87320	6.662	<-
30 2-Methylphenol	+++++	1.11308	1.09648	1.16078	1.20659	1.20035			
	1.24244	1.30749	1.34335				1.20882	7.208	<-
31 bis(2-Chloroisopropyl)ether	+++++	1.62183	1.59417	1.57812	1.55808	1.52339			
	1.57503	1.65999	1.74680				1.60718	4.335	<-
32 N-Nitroso-di-n-propylamine	+++++	0.90198	0.87936	0.93145	0.94548	0.93343			
	0.97139	1.01865	1.05386				0.95445	6.101	<-
M 195 Cresols, total	+++++	2.24968	2.23425	2.38213	2.46776	2.44429			
	2.53383	2.66264	2.74007				2.46433	7.297	<-
192 4-Methylphenol	+++++	1.13660	1.13777	1.22136	1.26117	1.24394			
	1.29139	1.35515	1.39672				1.25551	7.404	<-
193 3-Methylphenol	+++++	+++++	+++++	+++++	+++++	+++++			
	+++++	+++++	+++++				+++++	+++++	<-
34 Hexachloroethane	+++++	0.51863	0.50642	0.52534	0.53021	0.53065			
	0.52748	0.58279	0.59252				0.53926	5.747	<-
35 Nitrobenzene	0.29709	0.29498	0.30306	0.30710	0.31871	0.31758			
	0.32797	0.35626	0.35561				0.31982	7.214	

TestAmerica North Canton

INITIAL CALIBRATION DATA

Start Cal Date : 05-MAR-2010 12:00
End Cal Date : 16-MAR-2010 15:01
Quant Method : ISTD
Origin : Disabled
Target Version : 4.14
Integrator : HP RTE
Method file : \\cansvr11\dd\chem\MSS\a4ag2.i\00316A.b\8270C-625.m
Last Edit : 16-Mar-2010 16:15 hulat
Curve Type : Average

Compound	0.05000 Level 1	0.25000 Level 2	0.50000 Level 3	1.000 Level 4	2.500 Level 5	5.000 Level 6	RRF	% RSD	
	7.500 Level 7	10.000 Level 8	12.500 Level 9						
36 N-Nitrosopyrrolidine	+++++	+++++	+++++	+++++	+++++	+++++			
	+++++	+++++	+++++				+++++	+++++	<-
37 Acetophenone	+++++	1.73128	1.69658	1.75895	1.78450	1.74145			
	1.80218	1.87673	1.94234				1.79175	4.543	<-
39 o-Toluidine	+++++	+++++	+++++	+++++	+++++	+++++			
	+++++	+++++	+++++				+++++	+++++	<-
40 N-Nitrosopiperidine	+++++	+++++	+++++	+++++	+++++	+++++			
	+++++	+++++	+++++				+++++	+++++	<-
41 Isophorone	+++++	0.60004	0.58352	0.59905	0.61989	0.60960			
	0.61358	0.67964	0.67386				0.62240	5.674	<-
42 2-Nitrophenol	+++++	0.11873	0.13109	0.14535	0.15565	0.15823			
	0.16138	0.17414	0.16860				0.15165	12.445	<-
43 2,4-Dimethylphenol	+++++	0.28594	0.30419	0.30192	0.31593	0.31370			
	0.32886	0.35237	0.33903				0.31774	6.772	<-
44 bis(2-Chloroethoxy)methane	+++++	0.33035	0.33312	0.33748	0.35191	0.33909			
	0.34812	0.37942	0.37051				0.34875	5.116	<-
45 O,O,O-Triethyl phosphorothioa	+++++	+++++	+++++	+++++	+++++	+++++			
	+++++	+++++	+++++				+++++	+++++	<-
46 2,4-Toluenediamene	+++++	0.16101	0.17041	0.15816	0.16577	0.14852			
	0.12795	0.14886	+++++				0.15438	9.193	<-
47 1,3,5-Trichlorobenzene	+++++	0.24977	0.24824	0.23907	0.24764	0.24631			
	0.25122	0.28012	0.27629				0.25483	5.849	<-

TestAmerica North Canton

INITIAL CALIBRATION DATA

Start Cal Date : 05-MAR-2010 12:00
End Cal Date : 16-MAR-2010 15:01
Quant Method : ISTD
Origin : Disabled
Target Version : 4.14
Integrator : HP RTE
Method file : \\cansvr11\dd\chem\MSS\a4ag2.i\00316A.b\8270C-625.m
Last Edit : 16-Mar-2010 16:15 hulat
Curve Type : Average

Compound	0.05000 Level 1	0.25000 Level 2	0.50000 Level 3	1.000 Level 4	2.500 Level 5	5.000 Level 6	RRF	% RSD	
	7.500 Level 7	10.000 Level 8	12.500 Level 9						
48 2,4-Dichlorophenol	+++++	0.18361	0.19823	0.21945	0.22687	0.22086			
	0.23039	0.24807	0.25149				0.22237	10.323	<-
49 Benzoic Acid	+++++	+++++	+++++	0.09285	0.14637	0.16792			
	0.18550	0.20270	0.19665				0.16533	24.796	<-
50 1,2,4-Trichlorobenzene	+++++	0.23983	0.24298	0.23742	0.24949	0.24639			
	0.25260	0.27183	0.27218				0.25159	5.373	<-
51 Naphthalene	1.04945	0.91268	0.89400	0.90599	0.93074	0.92220			
	0.94035	1.00471	0.87347				0.93706	5.958	
52 4-Chloroaniline	+++++	0.38614	0.36415	0.38398	0.40748	0.42076			
	0.38615	0.41938	0.43171				0.39997	5.820	<-
53 a,a-Dimethyl-phenethylamine	+++++	+++++	+++++	+++++	+++++	+++++			
	+++++	+++++	+++++				+++++	+++++	<-
54 2,6-Dichlorophenol	+++++	+++++	+++++	+++++	+++++	+++++			
	+++++	+++++	+++++				+++++	+++++	<-
55 Hexachloropropene	+++++	+++++	+++++	+++++	+++++	+++++			
	+++++	+++++	+++++				+++++	+++++	<-
56 Hexachlorobutadiene	+++++	0.13121	0.12658	0.12865	0.13456	0.13471			
	0.13908	0.15062	0.15551				0.13761	7.534	<-
57 1,2,3-Trichlorobenzene	+++++	0.24181	0.22957	0.22507	0.23139	0.22722			
	0.23831	0.25260	0.25571				0.23771	4.872	<-
58 N-Nitrosodi-n-butylamine	+++++	+++++	+++++	+++++	+++++	+++++			
	+++++	+++++	+++++				+++++	+++++	<-

TestAmerica North Canton

INITIAL CALIBRATION DATA

Start Cal Date : 05-MAR-2010 12:00
End Cal Date : 16-MAR-2010 15:01
Quant Method : ISTD
Origin : Disabled
Target Version : 4.14
Integrator : HP RTE
Method file : \\cansvr11\dd\chem\MSS\a4ag2.i\00316A.b\8270C-625.m
Last Edit : 16-Mar-2010 16:15 hulat
Curve Type : Average

Compound	0.05000 Level 1	0.25000 Level 2	0.50000 Level 3	1.000 Level 4	2.500 Level 5	5.000 Level 6	RRF	% RSD	
	7.500 Level 7	10.000 Level 8	12.500 Level 9						
59 4-Chloro-3-Methylphenol	+++++	+++++	0.24035	0.25047	0.26320	0.26213			
	0.26964	0.29932	0.29127				0.26805	7.847	<-
60 p-Phenylene diamine	+++++	+++++	+++++	+++++	+++++	+++++			
	+++++	+++++	+++++				+++++	+++++	<-
61 Safrole	+++++	+++++	+++++	+++++	+++++	+++++			
	+++++	+++++	+++++				+++++	+++++	<-
62 2-Methylnaphthalene	0.53760	0.49534	0.48356	0.47828	0.49376	0.49279			
	0.49773	0.54729	0.53473				0.50679	5.080	
63 1-Methylnaphthalene	0.60930	0.56928	0.54669	0.55126	0.56855	0.56112			
	0.57235	0.62605	0.60594				0.57895	4.824	
64 Hexachlorocyclopentadiene	+++++	0.20949	0.22325	0.25035	0.28762	0.30947			
	0.32778	0.34511	0.36948				0.29032	20.031	<-
65 1,2,4,5-Tetrachlorobenzene	+++++	+++++	+++++	+++++	+++++	+++++			
	+++++	+++++	+++++				+++++	+++++	<-
66 2,4,6-Trichlorophenol	+++++	0.22680	0.25690	0.27102	0.29277	0.29640			
	0.30201	0.32136	0.33443				0.28771	12.153	<-
67 2,4,5-Trichlorophenol	+++++	0.29114	0.29608	0.30333	0.31165	0.29943			
	0.32063	0.34465	0.35089				0.31473	7.120	<-
68 1,2,3,5-Tetrachlorobenzene	+++++	0.42152	0.41516	0.42273	0.44041	0.46611			
	0.48122	0.50798	0.54046				0.46195	9.851	<-
69 1,4-Dinitrobenzene	+++++	+++++	+++++	+++++	+++++	+++++			
	+++++	+++++	+++++				+++++	+++++	<-

TestAmerica North Canton

INITIAL CALIBRATION DATA

Start Cal Date : 05-MAR-2010 12:00
End Cal Date : 16-MAR-2010 15:01
Quant Method : ISTD
Origin : Disabled
Target Version : 4.14
Integrator : HP RTE
Method file : \\cansvr11\dd\chem\MSS\a4ag2.i\00316A.b\8270C-625.m
Last Edit : 16-Mar-2010 16:15 hulat
Curve Type : Average

Compound	0.05000 Level 1	0.25000 Level 2	0.50000 Level 3	1.000 Level 4	2.500 Level 5	5.000 Level 6	RRF	% RSD	
	7.500 Level 7	10.000 Level 8	12.500 Level 9						
70 2-Chloronaphthalene	1.02771	0.95445	0.96643	0.95217	0.97409	0.98517			
	1.01167	1.07177	1.10189				1.00504	5.287	
71 Isosafrole 1	+++++	+++++	+++++	+++++	+++++	+++++			
	+++++	+++++	+++++				+++++	+++++	<-
M 188 Isosafrole, Total	+++++	+++++	+++++	+++++	+++++	+++++			
	+++++	+++++	+++++				+++++	+++++	<-
72 Isosafrole 2	+++++	+++++	+++++	+++++	+++++	+++++			
	+++++	+++++	+++++				+++++	+++++	<-
73 2-Nitroaniline	+++++	0.25874	0.26469	0.28669	0.30537	0.31399			
	0.31642	0.34871	0.34552				0.30502	10.989	<-
74 1,2,3,4-Tetrachlorobenzene	+++++	0.39040	0.39554	0.38879	0.40743	0.42670			
	0.43298	0.46439	0.48349				0.42371	8.325	<-
75 1,4-Naphthoquinone	+++++	+++++	+++++	+++++	+++++	+++++			
	+++++	+++++	+++++				+++++	+++++	<-
76 Dimethylphthalate	+++++	1.05766	1.07694	1.08814	1.15308	1.14607			
	1.15451	1.29693	1.27920				1.15657	7.711	<-
77 m-Dinitrobenzene	+++++	+++++	+++++	+++++	+++++	+++++			
	+++++	+++++	+++++				+++++	+++++	<-
78 2,6-Dinitrotoluene	+++++	0.19805	0.21356	0.22982	0.25055	0.25857			
	0.26336	0.28856	0.28167				0.24802	12.881	<-
79 Acenaphthylene	1.71330	1.60438	1.60789	1.63506	1.66278	1.69653			
	1.70161	1.84815	1.82725				1.69966	5.161	

TestAmerica North Canton

INITIAL CALIBRATION DATA

Start Cal Date : 05-MAR-2010 12:00
End Cal Date : 16-MAR-2010 15:01
Quant Method : ISTD
Origin : Disabled
Target Version : 4.14
Integrator : HP RTE
Method file : \\cansvr11\dd\chem\MSS\a4ag2.i\00316A.b\8270C-625.m
Last Edit : 16-Mar-2010 16:15 hulat
Curve Type : Average

Compound	0.05000 Level 1	0.25000 Level 2	0.50000 Level 3	1.000 Level 4	2.500 Level 5	5.000 Level 6	RRF	% RSD	
	7.500 Level 7	10.000 Level 8	12.500 Level 9						
80 1,2-Dinitrobenzene	+++++	0.09341	0.09992	0.11501	0.12510	0.12829			
	0.13074	0.14432	0.14043				0.12215	14.896	<-
81 3-Nitroaniline	+++++	0.24002	0.25770	0.27593	0.30253	0.30165			
	0.31058	0.34077	0.33844				0.29595	12.180	<-
82 Acenaphthene	1.14601	1.01746	1.02473	1.00294	1.04971	1.06653			
	1.06331	1.16034	1.12371				1.07275	5.368	
83 2,4-Dinitrophenol	+++++	+++++	0.05038	0.09903	0.13197	0.15979			
	0.17792	0.18721	0.19374				0.14287	36.888	<-
84 Pentachlorobenzene	+++++	+++++	+++++	+++++	+++++	+++++			
	+++++	+++++	+++++				+++++	+++++	<-
85 4-Nitrophenol	+++++	+++++	0.11772	0.14713	0.17434	0.18205			
	0.19855	0.22090	0.21281				0.17907	20.496	<-
86 Dibenzofuran	1.49238	1.38006	1.37091	1.34958	1.39466	1.40974			
	1.44015	1.55438	1.55082				1.43808	5.363	
87 2,4-Dinitrotoluene	+++++	0.23875	0.28601	0.31604	0.35034	0.35668			
	0.36316	0.40149	0.39034				0.33785	16.189	<-
88 2,3,4,6-Tetrachlorophenol	+++++	+++++	+++++	+++++	+++++	+++++			
	+++++	+++++	+++++				+++++	+++++	<-
89 1-Naphthylamine	+++++	+++++	+++++	+++++	+++++	+++++			
	+++++	+++++	+++++				+++++	+++++	<-
90 Zinophos	+++++	+++++	+++++	+++++	+++++	+++++			
	+++++	+++++	+++++				+++++	+++++	<-

TestAmerica North Canton

INITIAL CALIBRATION DATA

Start Cal Date : 05-MAR-2010 12:00
End Cal Date : 16-MAR-2010 15:01
Quant Method : ISTD
Origin : Disabled
Target Version : 4.14
Integrator : HP RTE
Method file : \\cansvr11\dd\chem\MSS\a4ag2.i\00316A.b\8270C-625.m
Last Edit : 16-Mar-2010 16:15 hulat
Curve Type : Average

Compound	0.05000 Level 1	0.25000 Level 2	0.50000 Level 3	1.000 Level 4	2.500 Level 5	5.000 Level 6	RRF	% RSD	
	7.500 Level 7	10.000 Level 8	12.500 Level 9						
91 2,3,5,6-Tetrachlorophenol	+++++	0.18683	0.21470	0.21703	0.23392	0.24505			
	0.25865	0.27876	0.28838				0.24041	14.277	<-
92 2-Naphthylamine	+++++	+++++	+++++	+++++	+++++	+++++			
	+++++	+++++	+++++				+++++	+++++	<-
93 Diethylphthalate	+++++	1.17826	1.12168	1.13161	1.20167	1.23821			
	1.25784	1.40528	1.37909				1.23921	8.519	<-
94 Fluorene	1.26714	1.11871	1.14421	1.13740	1.17446	1.21990			
	1.22170	1.34598	1.32808				1.21751	6.787	
95 4-Chlorophenyl-phenylether	+++++	0.50322	0.49785	0.50774	0.52224	0.53496			
	0.54461	0.60130	0.62115				0.54163	8.504	<-
96 4-Nitroaniline	+++++	0.22767	0.26209	0.30762	0.33723	0.34962			
	0.35983	0.40275	0.38480				0.32895	18.239	<-
97 5-Nitro-o-toluidine	+++++	+++++	+++++	+++++	+++++	+++++			
	+++++	+++++	+++++				+++++	+++++	<-
98 4,6-Dinitro-2-methylphenol	+++++	+++++	+++++	0.07522	0.09699	0.10901			
	0.12030	0.12890	0.13038				0.11013	19.298	<-
99 N-Nitrosodiphenylamine	+++++	0.52590	0.51562	0.50802	0.53159	0.52720			
	0.54316	0.59503	0.59571				0.54278	6.279	<-
100 1,2-Diphenylhydrazine	+++++	0.82408	0.80713	0.81201	0.84529	0.84420			
	0.85855	0.93253	0.96005				0.86048	6.534	<-
101 Diphenylamine	+++++	0.52590	0.51562	0.50802	0.53159	0.52720			
	0.54316	0.59503	0.59571				0.54278	6.279	<-

TestAmerica North Canton

INITIAL CALIBRATION DATA

Start Cal Date : 05-MAR-2010 12:00
End Cal Date : 16-MAR-2010 15:01
Quant Method : ISTD
Origin : Disabled
Target Version : 4.14
Integrator : HP RTE
Method file : \\cansvr11\dd\chem\MSS\a4ag2.i\00316A.b\8270C-625.m
Last Edit : 16-Mar-2010 16:15 hulat
Curve Type : Average

Compound	0.05000 Level 1	0.25000 Level 2	0.50000 Level 3	1.000 Level 4	2.500 Level 5	5.000 Level 6	RRF	% RSD	
	7.500 Level 7	10.000 Level 8	12.500 Level 9						
102 Tetraethyl dithiopyrophosphat	+++++	+++++	+++++	+++++	+++++	+++++			
	+++++	+++++	+++++				+++++	+++++	<-
103 Diallate 1	+++++	+++++	+++++	+++++	+++++	+++++			
	+++++	+++++	+++++				+++++	+++++	<-
M 189 Diallate, Total	+++++	+++++	+++++	+++++	+++++	+++++			
	+++++	+++++	+++++				+++++	+++++	<-
104 Phorate	+++++	+++++	+++++	+++++	+++++	+++++			
	+++++	+++++	+++++				+++++	+++++	<-
105 1,3,5-Trinitrobenzene	+++++	+++++	+++++	+++++	+++++	+++++			
	+++++	+++++	+++++				+++++	+++++	<-
106 4-Bromophenyl-phenylether	+++++	0.18408	0.17345	0.17021	0.18138	0.18211			
	0.19196	0.21286	0.21822				0.18928	9.272	<-
107 Hexachlorobenzene	+++++	0.19154	0.18438	0.18266	0.18754	0.19086			
	0.20557	0.22505	0.24055				0.20102	10.551	
108 Phenacetin	+++++	+++++	+++++	+++++	+++++	+++++			
	+++++	+++++	+++++				+++++	+++++	<-
109 Diallate 2	+++++	+++++	+++++	+++++	+++++	+++++			
	+++++	+++++	+++++				+++++	+++++	<-
110 Dimethoate	+++++	+++++	+++++	+++++	+++++	+++++			
	+++++	+++++	+++++				+++++	+++++	<-
111 Pentachlorophenol	+++++	+++++	0.07558	0.11091	0.12201	0.13762			
	0.15262	0.15977	0.17355				0.13315	25.045	<-

TestAmerica North Canton

INITIAL CALIBRATION DATA

Start Cal Date : 05-MAR-2010 12:00
End Cal Date : 16-MAR-2010 15:01
Quant Method : ISTD
Origin : Disabled
Target Version : 4.14
Integrator : HP RTE
Method file : \\cansvr11\dd\chem\MSS\a4ag2.i\00316A.b\8270C-625.m
Last Edit : 16-Mar-2010 16:15 hulat
Curve Type : Average

Compound	0.05000 Level 1	0.25000 Level 2	0.50000 Level 3	1.000 Level 4	2.500 Level 5	5.000 Level 6	RRF	% RSD	
	7.500 Level 7	10.000 Level 8	12.500 Level 9						
112 Pentachloronitrobenzene	+++++	+++++	+++++	+++++	+++++	+++++			
	+++++	+++++	+++++				+++++	+++++	<-
113 4-Aminobiphenyl	+++++	+++++	+++++	+++++	+++++	+++++			
	+++++	+++++	+++++				+++++	+++++	<-
114 Pronamide	+++++	+++++	+++++	+++++	+++++	+++++			
	+++++	+++++	+++++				+++++	+++++	<-
115 Phenanthrene	1.26105	1.06810	1.02045	0.99113	1.04324	1.05505			
	1.09961	1.19491	1.11005				1.09373	7.861	
116 Anthracene	1.17806	1.03594	1.00339	0.99599	1.06202	1.05744			
	1.11850	1.23372	1.08524				1.08559	7.295	
117 Dinoseb	+++++	+++++	+++++	+++++	+++++	+++++			
	+++++	+++++	+++++				+++++	+++++	<-
118 Disulfoton	+++++	+++++	+++++	+++++	+++++	+++++			
	+++++	+++++	+++++				+++++	+++++	<-
119 Carbazole	+++++	0.99032	0.97586	0.95431	1.00992	1.02855			
	1.05634	1.14710	1.17318				1.04195	7.644	<-
120 Di-n-Butylphthalate	+++++	1.20044	1.17382	1.21459	1.28159	1.31584			
	1.29371	1.37772	+++++				1.26539	5.718	<-
121 4-Nitroquinoline 1-oxide	+++++	+++++	+++++	+++++	+++++	+++++			
	+++++	+++++	+++++				+++++	+++++	<-
122 Methapyrilene	+++++	+++++	+++++	+++++	+++++	+++++			
	+++++	+++++	+++++				+++++	+++++	<-

TestAmerica North Canton

INITIAL CALIBRATION DATA

Start Cal Date : 05-MAR-2010 12:00
End Cal Date : 16-MAR-2010 15:01
Quant Method : ISTD
Origin : Disabled
Target Version : 4.14
Integrator : HP RTE
Method file : \\cansvr11\dd\chem\MSS\a4ag2.i\00316A.b\8270C-625.m
Last Edit : 16-Mar-2010 16:15 hulat
Curve Type : Average

Compound	0.05000 Level 1	0.25000 Level 2	0.50000 Level 3	1.000 Level 4	2.500 Level 5	5.000 Level 6	RRF	% RSD	
	7.500 Level 7	10.000 Level 8	12.500 Level 9						
123 Fluoranthene	1.19065	1.01419	1.01528	1.00187	1.06865	1.09412			
	1.16314	1.26575	1.21594				1.11440	8.772	
124 Benzidine	+++++	+++++	0.46358	0.50950	0.57973	0.59591			
	0.57287	0.64657	0.60571				0.56770	10.873	<-
125 Pyrene	1.12056	0.95811	0.95342	0.95514	1.03045	1.02527			
	1.04875	1.13847	1.08097				1.03457	6.782	
126 Aramite 1	+++++	+++++	+++++	+++++	+++++	+++++			
	+++++	+++++	+++++				+++++	+++++	<-
M 191 Aramite, Total	+++++	+++++	+++++	+++++	+++++	+++++			
	+++++	+++++	+++++				+++++	+++++	<-
127 Aramite 2	+++++	+++++	+++++	+++++	+++++	+++++			
	+++++	+++++	+++++				+++++	+++++	<-
128 p-Dimethylamino azobenzene	+++++	+++++	+++++	+++++	+++++	+++++			
	+++++	+++++	+++++				+++++	+++++	<-
129 p-Chlorobenzilate	+++++	+++++	+++++	+++++	+++++	+++++			
	+++++	+++++	+++++				+++++	+++++	<-
130 Famphur 1	+++++	+++++	+++++	+++++	+++++	+++++			
	+++++	+++++	+++++				+++++	+++++	<-
131 Butylbenzylphthalate	+++++	0.43843	0.44464	0.47252	0.51538	0.51445			
	0.51206	0.57413	0.55257				0.50302	9.619	<-
132 3,3'-Dimethylbenzidine	+++++	+++++	+++++	+++++	+++++	+++++			
	+++++	+++++	+++++				+++++	+++++	<-

TestAmerica North Canton

INITIAL CALIBRATION DATA

Start Cal Date : 05-MAR-2010 12:00
End Cal Date : 16-MAR-2010 15:01
Quant Method : ISTD
Origin : Disabled
Target Version : 4.14
Integrator : HP RTE
Method file : \\cansvr11\dd\chem\MSS\a4ag2.i\00316A.b\8270C-625.m
Last Edit : 16-Mar-2010 16:15 hulat
Curve Type : Average

Compound	0.05000 Level 1	0.25000 Level 2	0.50000 Level 3	1.000 Level 4	2.500 Level 5	5.000 Level 6	RRF	% RSD	
	7.500 Level 7	10.000 Level 8	12.500 Level 9						
133 3,3'-Dimethoxybenzidine	+++++	+++++	0.18144	0.18690	0.22053	0.21620			
	0.22017	0.23850	0.23330				0.21386	10.196	<-
134 2-Acetylaminofluorene	+++++	+++++	+++++	+++++	+++++	+++++			
	+++++	+++++	+++++				+++++	+++++	<-
135 3,3'-Dichlorobenzidine	+++++	0.32299	0.32782	0.34286	0.38139	0.39247			
	0.41346	0.45628	0.45735				0.38683	13.838	<-
136 Benzo(a)Anthracene	1.14061	0.99033	0.92898	0.94943	1.02053	1.00506			
	1.02121	1.13671	1.12346				1.03515	7.727	
137 Chrysene	1.10520	0.91821	0.87150	0.87191	0.91571	0.94430			
	0.95695	1.05263	1.04381				0.96447	8.680	
138 4,4'-Methylene bis(o-chloroan	+++++	0.14651	0.15613	0.16521	0.18107	0.19174			
	0.20261	0.22405	0.22557				0.18661	15.983	<-
139 bis(2-ethylhexyl)Phthalate	+++++	0.62427	0.63791	0.67977	0.74079	0.74386			
	0.74209	0.83686	0.80711				0.72658	10.392	<-
140 Di-n-octylphthalate	+++++	1.00862	1.07099	1.16349	1.30250	1.34351			
	1.40206	1.60405	1.50300				1.29978	15.979	<-
141 Benzo(b)fluoranthene	1.21620	1.01088	0.89641	0.92750	1.06242	1.04074			
	1.17852	1.31087	1.29045				1.10378	13.753	
142 Benzo(k)fluoranthene	1.21620	0.97097	1.10368	1.04659	1.08696	1.11953			
	1.07671	1.17892	1.29802				1.12195	8.642	
143 7,12-dimethylbenz[a]anthracen	+++++	+++++	+++++	+++++	+++++	+++++			
	+++++	+++++	+++++				+++++	+++++	<-

TestAmerica North Canton

INITIAL CALIBRATION DATA

Start Cal Date : 05-MAR-2010 12:00
End Cal Date : 16-MAR-2010 15:01
Quant Method : ISTD
Origin : Disabled
Target Version : 4.14
Integrator : HP RTE
Method file : \\cansvr11\dd\chem\MSS\a4ag2.i\00316A.b\8270C-625.m
Last Edit : 16-Mar-2010 16:15 hulat
Curve Type : Average

Compound	0.05000 Level 1	0.25000 Level 2	0.50000 Level 3	1.000 Level 4	2.500 Level 5	5.000 Level 6	RRF	% RSD	
	7.500 Level 7	10.000 Level 8	12.500 Level 9						
144 Hexachlorophene	+++++	+++++	+++++	+++++	+++++	+++++			
	+++++	+++++	+++++				+++++	+++++	<-
145 Hexachlorophene product	+++++	+++++	+++++	+++++	+++++	+++++			
	+++++	+++++	+++++				+++++	+++++	<-
146 Benzo(a)pyrene	0.97843	0.88225	0.88929	0.89730	0.97213	0.97659			
	1.02040	1.12105	1.14656				0.98711	9.711	
148 3-Methylcholanthrene	+++++	+++++	+++++	+++++	+++++	+++++			
	+++++	+++++	+++++				+++++	+++++	<-
149 Indeno(1,2,3-cd)pyrene	0.97922	1.00115	1.01050	1.03509	1.13908	1.15079			
	1.18943	1.31223	1.34854				1.12956	12.027	
150 Dibenz(a,h)anthracene	0.77476	0.84948	0.84354	0.87803	0.95913	0.97815			
	1.01963	1.13335	1.15430				0.95448	13.771	
151 Benzo(g,h,i)perylene	0.86894	0.82714	0.82263	0.81949	0.90250	0.90628			
	0.93113	1.01059	1.03239				0.90234	8.714	
199 3-Picoline	+++++	+++++	+++++	+++++	+++++	+++++			
	+++++	+++++	+++++				+++++	+++++	<-
200 N,N-Dimethylacetamide	+++++	+++++	+++++	+++++	+++++	+++++			
	+++++	+++++	+++++				+++++	+++++	<-
201 Quinoline	+++++	+++++	+++++	+++++	+++++	+++++			
	+++++	+++++	+++++				+++++	+++++	<-
202 Diphenyl	+++++	+++++	+++++	+++++	+++++	+++++			
	+++++	+++++	+++++				+++++	+++++	<-

TestAmerica North Canton

INITIAL CALIBRATION DATA

Start Cal Date : 05-MAR-2010 12:00
End Cal Date : 16-MAR-2010 15:01
Quant Method : ISTD
Origin : Disabled
Target Version : 4.14
Integrator : HP RTE
Method file : \\cansvr11\dd\chem\MSS\a4ag2.i\00316A.b\8270C-625.m
Last Edit : 16-Mar-2010 16:15 hulat
Curve Type : Average

Compound	0.05000 Level 1	0.25000 Level 2	0.50000 Level 3	1.000 Level 4	2.500 Level 5	5.000 Level 6	RRF	% RSD	
	7.500 Level 7	10.000 Level 8	12.500 Level 9						
203 Diphenyl ether	+++++	+++++	+++++	+++++	+++++	+++++			
	+++++	+++++	+++++				+++++	+++++	<-
204 6-Methylchrysene	+++++	+++++	+++++	+++++	+++++	+++++			
	+++++	+++++	+++++				+++++	+++++	<-
205 Benzenethiol	+++++	+++++	+++++	+++++	+++++	+++++			
	+++++	+++++	+++++				+++++	+++++	<-
207 Indene	+++++	+++++	+++++	+++++	+++++	+++++			
	+++++	+++++	+++++				+++++	+++++	<-
208 Dibenz(a,j)acridine	+++++	+++++	+++++	+++++	+++++	+++++			
	+++++	+++++	+++++				+++++	+++++	<-
209 Benzaldehyde	+++++	0.90475	0.90363	0.91256	0.90459	0.82933			
	0.73987	0.70907	+++++				0.84340	10.255	<-
210 Caprolactam	+++++	0.06427	0.07917	0.09085	0.09637	0.09838			
	0.10151	0.11323	0.09994				0.09296	16.220	<-
211 1,1'-Biphenyl	+++++	1.31644	1.33267	1.29383	1.36787	1.39654			
	1.37206	1.47399	1.47599				1.37867	4.921	<-
212 Atrazine	+++++	0.13278	0.12872	0.12594	0.13314	0.12897			
	0.12602	0.13577	0.12483				0.12952	3.073	<-
213 Benzothiazole	+++++	+++++	+++++	+++++	+++++	+++++			
	+++++	+++++	+++++				+++++	+++++	<-
214 1,3-Dimethyl-2-Thiourea	+++++	+++++	+++++	+++++	+++++	+++++			
	+++++	+++++	+++++				+++++	+++++	<-

TestAmerica North Canton

INITIAL CALIBRATION DATA

Start Cal Date : 05-MAR-2010 12:00
End Cal Date : 16-MAR-2010 15:01
Quant Method : ISTD
Origin : Disabled
Target Version : 4.14
Integrator : HP RTE
Method file : \\cansvr11\dd\chem\MSS\a4ag2.i\00316A.b\8270C-625.m
Last Edit : 16-Mar-2010 16:15 hulat
Curve Type : Average

Compound	0.05000 Level 1	0.25000 Level 2	0.50000 Level 3	1.000 Level 4	2.500 Level 5	5.000 Level 6	RRF	% RSD	
	7.500 Level 7	10.000 Level 8	12.500 Level 9						
215 Phenyl ether	+++++	+++++	+++++	+++++	+++++	+++++			
	+++++	+++++	+++++				+++++	+++++	<-
216 1,3-Diethyl-2-Thiourea	+++++	+++++	+++++	+++++	+++++	+++++			
	+++++	+++++	+++++				+++++	+++++	<-
217 1,3-Dibutyl-2-Thiourea	+++++	+++++	+++++	+++++	+++++	+++++			
	+++++	+++++	+++++				+++++	+++++	
218 1,1,3,3-Tetramethyl-2-Thioure	+++++	+++++	+++++	+++++	+++++	+++++			
	+++++	+++++	+++++				+++++	+++++	<-
219 o-Benzyl Phenol	+++++	+++++	+++++	+++++	+++++	+++++			
	+++++	+++++	+++++				+++++	+++++	<-
220 Diphenyl Thiourea	+++++	+++++	+++++	+++++	+++++	+++++			
	+++++	+++++	+++++				+++++	+++++	<-
221 Hexabromobenzene	+++++	+++++	+++++	+++++	+++++	+++++			
	+++++	+++++	+++++				+++++	+++++	<-
222 Dibenz(a,h)acridine	+++++	+++++	+++++	+++++	+++++	+++++			
	+++++	+++++	+++++				+++++	+++++	<-
223 1,2-bis(2-chloroethoxy)ethane	+++++	+++++	+++++	+++++	+++++	+++++			
	+++++	+++++	+++++				+++++	+++++	<-
224 Acrylamide	+++++	+++++	+++++	+++++	+++++	+++++			
	+++++	+++++	+++++				+++++	+++++	<-
225 Methyl parathion	+++++	+++++	+++++	+++++	+++++	+++++			
	+++++	+++++	+++++				+++++	+++++	<-

TestAmerica North Canton

INITIAL CALIBRATION DATA

Start Cal Date : 05-MAR-2010 12:00
End Cal Date : 16-MAR-2010 15:01
Quant Method : ISTD
Origin : Disabled
Target Version : 4.14
Integrator : HP RTE
Method file : \\cansvr11\dd\chem\MSS\a4ag2.i\00316A.b\8270C-625.m
Last Edit : 16-Mar-2010 16:15 hulat
Curve Type : Average

Compound	0.05000 Level 1	0.25000 Level 2	0.50000 Level 3	1.000 Level 4	2.500 Level 5	5.000 Level 6	RRF	% RSD	
	7.500 Level 7	10.000 Level 8	12.500 Level 9						
226 Parathion	+++++	+++++	+++++	+++++	+++++	+++++			
	+++++	+++++	+++++				+++++	+++++	<-
227 Isodrin	+++++	+++++	+++++	+++++	+++++	+++++			
	+++++	+++++	+++++				+++++	+++++	<-
M 229 Famphur,Total	+++++	+++++	+++++	+++++	+++++	+++++			
	+++++	+++++	+++++				+++++	+++++	<-
230 Famphur 2	+++++	+++++	+++++	+++++	+++++	+++++			
	+++++	+++++	+++++				+++++	+++++	<-
231 2-Chloroacetophenone	+++++	+++++	+++++	+++++	+++++	+++++			
	+++++	+++++	+++++				+++++	+++++	<-
232 2-Methylcyclohexanone	+++++	+++++	+++++	+++++	+++++	+++++			
	+++++	+++++	+++++				+++++	+++++	<-
233 3-Methylcyclohexanone	+++++	+++++	+++++	+++++	+++++	+++++			
	+++++	+++++	+++++				+++++	+++++	<-
234 4-Methylcyclohexanone	+++++	+++++	+++++	+++++	+++++	+++++			
	+++++	+++++	+++++				+++++	+++++	<-
235 Tributyl phosphate	+++++	+++++	+++++	+++++	+++++	+++++			
	+++++	+++++	+++++				+++++	+++++	<-
236 Phenyl sulfone	+++++	+++++	+++++	+++++	+++++	+++++			
	+++++	+++++	+++++				+++++	+++++	<-
237 3,4-Dichloronitrobenzene	+++++	+++++	+++++	+++++	+++++	+++++			
	+++++	+++++	+++++				+++++	+++++	<-

TestAmerica North Canton

INITIAL CALIBRATION DATA

Start Cal Date : 05-MAR-2010 12:00
End Cal Date : 16-MAR-2010 15:01
Quant Method : ISTD
Origin : Disabled
Target Version : 4.14
Integrator : HP RTE
Method file : \\cansvr11\dd\chem\MSS\a4ag2.i\00316A.b\8270C-625.m
Last Edit : 16-Mar-2010 16:15 hulat
Curve Type : Average

Compound	0.05000 Level 1	0.25000 Level 2	0.50000 Level 3	1.000 Level 4	2.500 Level 5	5.000 Level 6	RRF	% RSD	
	7.500 Level 7	10.000 Level 8	12.500 Level 9						
238 Bis(2-hydroxyphenyl)methane	+++++	+++++	+++++	+++++	+++++	+++++			
	+++++	+++++	+++++				+++++	+++++	<-
239 Bis(4-hydroxyphenyl)methane	+++++	+++++	+++++	+++++	+++++	+++++			
	+++++	+++++	+++++				+++++	+++++	<-
240 4-Chlorophenol	+++++	+++++	+++++	+++++	+++++	+++++			
	+++++	+++++	+++++				+++++	+++++	<-
241 2,3-Dichlorophenol	+++++	+++++	+++++	+++++	+++++	+++++			
	+++++	+++++	+++++				+++++	+++++	<-
242 2,5-Dichlorophenol	+++++	+++++	+++++	+++++	+++++	+++++			
	+++++	+++++	+++++				+++++	+++++	<-
243 Octachlorostyrene	+++++	+++++	+++++	+++++	+++++	+++++			
	+++++	+++++	+++++				+++++	+++++	<-
244 Octachlorocyclopentene	+++++	+++++	+++++	+++++	+++++	+++++			
	+++++	+++++	+++++				+++++	+++++	<-
245 Catechol	+++++	+++++	+++++	+++++	+++++	+++++			
	+++++	+++++	+++++				+++++	+++++	<-
246 3-methylcatechol	+++++	+++++	+++++	+++++	+++++	+++++			
	+++++	+++++	+++++				+++++	+++++	<-
247 4-methylcatechol	+++++	+++++	+++++	+++++	+++++	+++++			
	+++++	+++++	+++++				+++++	+++++	<-
248 Hydroquinone	+++++	+++++	+++++	+++++	+++++	+++++			
	+++++	+++++	+++++				+++++	+++++	<-

TestAmerica North Canton

INITIAL CALIBRATION DATA

Start Cal Date : 05-MAR-2010 12:00
End Cal Date : 16-MAR-2010 15:01
Quant Method : ISTD
Origin : Disabled
Target Version : 4.14
Integrator : HP RTE
Method file : \\cansvr11\dd\chem\MSS\a4ag2.i\00316A.b\8270C-625.m
Last Edit : 16-Mar-2010 16:15 hulat
Curve Type : Average

Compound	0.05000 Level 1	0.25000 Level 2	0.50000 Level 3	1.000 Level 4	2.500 Level 5	5.000 Level 6	RRF	% RSD	
	7.500 Level 7	10.000 Level 8	12.500 Level 9						
249 Resorcinol	+++++	+++++	+++++	+++++	+++++	+++++			
	+++++	+++++	+++++				+++++	+++++	<-
250 N-methyl-pyrrolidone	+++++	+++++	+++++	+++++	+++++	+++++			
	+++++	+++++	+++++				+++++	+++++	<-
$ 154 Nitrobenzene-d5	0.34010	0.33208	0.33562	0.33704	0.35428	0.35292			
	0.36232	0.39250	0.39354				0.35560	6.590	
$ 155 2-Fluorobiphenyl	1.22920	1.11559	1.10371	1.07998	1.13097	1.12454			
	1.13687	1.21318	1.25524				1.15436	5.356	
$ 156 Terphenyl-d14	0.66829	0.60546	0.57694	0.59285	0.63381	0.64842			
	0.66571	0.74558	0.72993				0.65189	8.899	
$ 157 Phenol-d5	+++++	1.46113	1.46865	1.51192	1.55194	1.54745			
	1.57008	1.67799	1.72100				1.56377	5.944	
$ 158 2-Fluorophenol	+++++	1.09308	1.10397	1.12264	1.16678	1.15799			
	1.11030	1.25210	1.21803				1.15311	4.972	
$ 159 2,4,6-Tribromophenol	+++++	0.10524	0.11260	0.12191	0.13128	0.13791			
	0.14852	0.16490	0.17013				0.13656	17.222	<-
$ 186 2-Chlorophenol-d4	+++++	1.13254	1.14173	1.17772	1.20939	1.18604			
	1.20433	1.29206	1.33878				1.21032	5.894	<-
$ 187 1,2-Dichlorobenzene-d4	+++++	0.77301	0.78671	0.77974	0.79878	0.77977			
	0.77908	0.84437	0.85919				0.80008	4.128	<-

Report Date : 16-Mar-2010 16:29

3/17

TestAmerica North Canton

INITIAL CALIBRATION DATA

Start Cal Date : 05-MAR-2010 12:00
End Cal Date : 16-MAR-2010 15:01
Quant Method : ISTD
Target Version : 4.14
Integrator : HP RTE
Method file : \\cansvr11\dd\chem\MSS\a4ag2.i\00316A.b\8270C-625.m
Last Edit : 16-Mar-2010 16:15 hulat

Calibration File Names:
Level 1: \\cansvr11\dd\chem\MSS\a4ag2.i\00316A.b\2SLL0316.D
Level 2: \\cansvr11\dd\chem\MSS\a4ag2.i\00316A.b\2SL0316.D
Level 3: \\cansvr11\dd\chem\MSS\a4ag2.i\00316A.b\2SML0316.D
Level 4: \\cansvr11\dd\chem\MSS\a4ag2.i\00316A.b\2SM0316.D
Level 5: \\cansvr11\dd\chem\MSS\a4ag2.i\00316A.b\2SMM0316.D
Level 6: \\cansvr11\dd\chem\MSS\a4ag2.i\00316A.b\2SMH0316.D
Level 7: \\cansvr11\dd\chem\MSS\a4ag2.i\00316A.b\2SH0316.D
Level 8: \\cansvr11\dd\chem\MSS\a4ag2.i\00316A.b\2SHH0316.D
Level 9: \\cansvr11\dd\chem\MSS\a4ag2.i\00316A.b\2SHHH0316.D

Compound	0.0500000 Level 1	0.2500000 Level 2	0.5000000 Level 3	1.0000 Level 4	2.5000 Level 5	5.0000 Level 6	Curve	Coefficients b	m1	m2	%RSD or R^2	
	7.5000 Level 7	10.0000 Level 8	12.5000 Level 9									
198 1,4-Dioxane	+++++	0.44487	0.50781	0.46319	0.49791	0.48371						
	0.45079	0.48379	0.48054				AVRG		0.47658		4.62379	<-
7 N-Nitrosomorpholine	+++++	+++++	+++++	+++++	+++++	+++++						
	+++++	+++++	+++++				AVRG		0.000e+000		0.000e+000	<-
8 Ethyl methanesulfonate	+++++	+++++	+++++	+++++	+++++	+++++						
	+++++	+++++	+++++				AVRG		0.000e+000		0.000e+000	<-

TestAmerica North Canton

INITIAL CALIBRATION DATA

Start Cal Date : 05-MAR-2010 12:00
End Cal Date : 16-MAR-2010 15:01
Quant Method : ISTD
Target Version : 4.14
Integrator : HP RTE
Method file : \\cansvr11\dd\chem\MSS\a4ag2.i\00316A.b\8270C-625.m
Last Edit : 16-Mar-2010 16:15 hulat

Compound	0.0500000 Level 1	0.2500000 Level 2	0.5000000 Level 3	1.0000 Level 4	2.5000 Level 5	5.0000 Level 6	Curve	Coefficients b	m1	m2	%RSD or R^2	
	7.5000 Level 7	10.0000 Level 8	12.5000 Level 9									
9 Pyridine	+++++	1.15750	1.22438	1.18093	1.28940	1.27892						
	1.25979	1.41240	1.43420				AVRG		1.27969		7.79881	<-
10 N-Nitrosodimethylamine	+++++	0.74623	0.69642	0.69442	0.72610	0.70897						
	0.70122	0.79232	0.75752				AVRG		0.72790		4.80116	<-
11 Ethyl methacrylate	+++++	+++++	+++++	+++++	+++++	+++++						
	+++++	+++++	+++++				AVRG		0.000e+000		0.000e+000	<-
12 3-Chloropropionitrile	+++++	0.68725	0.67906	0.67262	0.69234	0.66044						
	0.65919	0.72338	0.71763				AVRG		0.68649		3.49845	<-
13 Malononitrile	+++++	+++++	+++++	+++++	+++++	+++++						
	+++++	+++++	+++++				AVRG		0.000e+000		0.000e+000	<-
14 2-Picoline	+++++	+++++	+++++	+++++	+++++	+++++						
	+++++	+++++	+++++				AVRG		0.000e+000		0.000e+000	<-
15 N-Nitrosomethylethylamine	+++++	+++++	+++++	+++++	+++++	+++++						
	+++++	+++++	+++++				AVRG		0.000e+000		0.000e+000	<-

TestAmerica North Canton

INITIAL CALIBRATION DATA

Start Cal Date : 05-MAR-2010 12:00
End Cal Date : 16-MAR-2010 15:01
Quant Method : ISTD
Target Version : 4.14
Integrator : HP RTE
Method file : \\cansvr11\dd\chem\MSS\a4ag2.i\00316A.b\8270C-625.m
Last Edit : 16-Mar-2010 16:15 hulat

Compound	0.0500000 Level 1	0.2500000 Level 2	0.5000000 Level 3	1.0000 Level 4	2.5000 Level 5	5.0000 Level 6	Curve	Coefficients b	m1	m2	%RSD or R^2	
	7.5000 Level 7	10.0000 Level 8	12.5000 Level 9									
16 Methyl methanesulfonate	+++++	+++++	+++++	+++++	+++++	+++++						
	+++++	+++++	+++++				AVRG		0.000e+000		0.000e+000	<-
18 1,3-Dichloro-2-propanol	+++++	+++++	+++++	+++++	+++++	+++++						
	+++++	+++++	+++++				AVRG		0.000e+000		0.000e+000	<-
19 N-Nitrosodiethylamine	+++++	+++++	+++++	+++++	+++++	+++++						
	+++++	+++++	+++++				AVRG		0.000e+000		0.000e+000	<-
21 Aniline	+++++	1.80678	1.98451	2.03734	2.04691	1.93879						
	2.23480	2.04703	2.26417				AVRG		2.04504		7.29550	<-
22 Phenol	+++++	1.50797	1.53335	1.59406	1.63453	1.60478						
	1.64188	1.77793	1.80944				AVRG		1.63799		6.52212	<-
23 bis(2-Chloroethyl)ether	1.70027	1.45981	1.24344	1.22575	1.28557	1.36470						
	1.25828	1.59572	1.47770				AVRG		1.40125		12.03114	
24 2-Chlorophenol	+++++	1.21066	1.22479	1.28397	1.32903	1.30490						
	1.31662	1.41489	1.47167				AVRG		1.31957		6.69578	<-

TestAmerica North Canton

INITIAL CALIBRATION DATA

Start Cal Date : 05-MAR-2010 12:00
End Cal Date : 16-MAR-2010 15:01
Quant Method : ISTD
Target Version : 4.14
Integrator : HP RTE
Method file : \\cansvr11\dd\chem\MSS\a4ag2.i\00316A.b\8270C-625.m
Last Edit : 16-Mar-2010 16:15 hulat

Compound	0.0500000 Level 1	0.2500000 Level 2	0.5000000 Level 3	1.0000 Level 4	2.5000 Level 5	5.0000 Level 6	Curve	Coefficients b	m1	m2	%RSD or R^2	
	7.5000 Level 7	10.0000 Level 8	12.5000 Level 9									
25 Pentachloroethane	+++++	+++++	+++++	+++++	+++++	+++++						
	+++++	+++++	+++++				AVRG		0.000e+000		0.000e+000	<-
26 1,3-Dichlorobenzene	+++++	1.32649	1.28891	1.26194	1.33733	1.28127						
	1.29024	1.41100	1.42256				AVRG		1.32747		4.53953	<-
27 1,4-Dichlorobenzene	+++++	1.32767	1.27153	1.28222	1.31367	1.28436						
	1.25877	1.39426	1.41607				AVRG		1.31857		4.40570	<-
28 1,2-Dichlorobenzene	+++++	1.27306	1.24259	1.24037	1.25330	1.24347						
	1.23799	1.35492	1.37655				AVRG		1.27778		4.35986	<-
29 Benzyl Alcohol	+++++	0.81641	0.80917	0.82558	0.88171	0.85578						
	0.89023	0.93633	0.97039				AVRG		0.87320		6.66229	<-
30 2-Methylphenol	+++++	1.11308	1.09648	1.16078	1.20659	1.20035						
	1.24244	1.30749	1.34335				AVRG		1.20882		7.20765	<-
31 bis(2-Chloroisopropyl)ether	+++++	1.62183	1.59417	1.57812	1.55808	1.52339						
	1.57503	1.65999	1.74680				AVRG		1.60718		4.33494	<-

1246

TestAmerica North Canton

INITIAL CALIBRATION DATA

Start Cal Date : 05-MAR-2010 12:00
End Cal Date : 16-MAR-2010 15:01
Quant Method : ISTD
Target Version : 4.14
Integrator : HP RTE
Method file : \\cansvr11\dd\chem\MSS\a4ag2.i\00316A.b\8270C-625.m
Last Edit : 16-Mar-2010 16:15 hulat

Compound	0.0500000 Level 1	0.2500000 Level 2	0.5000000 Level 3	1.0000 Level 4	2.5000 Level 5	5.0000 Level 6	Curve	Coefficients b	Coefficients m1	Coefficients m2	%RSD or R^2	
	7.5000 Level 7	10.0000 Level 8	12.5000 Level 9									
32 N-Nitroso-di-n-propylamine	+++++	0.90198	0.87936	0.93145	0.94548	0.93343						
	0.97139	1.01865	1.05386				AVRG		0.95445		6.10059	<-
M 195 Cresols, total	+++++	2.24968	2.23425	2.38213	2.46776	2.44429						
	2.53383	2.66264	2.74007				AVRG		2.46433		7.29732	<-
192 4-Methylphenol	+++++	1.13660	1.13777	1.22136	1.26117	1.24394						
	1.29139	1.35515	1.39672				AVRG		1.25551		7.40398	<-
193 3-Methylphenol	+++++	+++++	+++++	+++++	+++++	+++++						
	+++++	+++++	+++++				AVRG		0.000e+000		0.000e+000	<-
34 Hexachloroethane	+++++	0.51863	0.50642	0.52534	0.53021	0.53065						
	0.52748	0.58279	0.59252				AVRG		0.53926		5.74748	<-
35 Nitrobenzene	0.29709	0.29498	0.30306	0.30710	0.31871	0.31758						
	0.32797	0.35626	0.35561				AVRG		0.31982		7.21360	
36 N-Nitrosopyrrolidine	+++++	+++++	+++++	+++++	+++++	+++++						
	+++++	+++++	+++++				AVRG		0.000e+000		0.000e+000	<-

North Canton

1247

TestAmerica North Canton

INITIAL CALIBRATION DATA

Start Cal Date : 05-MAR-2010 12:00
End Cal Date : 16-MAR-2010 15:01
Quant Method : ISTD
Target Version : 4.14
Integrator : HP RTE
Method file : \\cansvr11\dd\chem\MSS\a4ag2.i\00316A.b\8270C-625.m
Last Edit : 16-Mar-2010 16:15 hulat

Compound	0.0500000 Level 1	0.2500000 Level 2	0.5000000 Level 3	1.0000 Level 4	2.5000 Level 5	5.0000 Level 6	Curve	Coefficients b	Coefficients m1	Coefficients m2	%RSD or R^2	
	7.5000 Level 7	10.0000 Level 8	12.5000 Level 9									
37 Acetophenone	+++++	1.73128	1.69658	1.75895	1.78450	1.74145						
	1.80218	1.87673	1.94234				AVRG		1.79175		4.54296	<-
39 o-Toluidine	+++++	+++++	+++++	+++++	+++++	+++++						
	+++++	+++++	+++++				AVRG		0.000e+000		0.000e+000	<-
40 N-Nitrosopiperidine	+++++	+++++	+++++	+++++	+++++	+++++						
	+++++	+++++	+++++				AVRG		0.000e+000		0.000e+000	<-
41 Isophorone	+++++	0.60004	0.58352	0.59905	0.61989	0.60960						
	0.61358	0.67964	0.67386				AVRG		0.62240		5.67388	<-
42 2-Nitrophenol	+++++	0.11873	0.13109	0.14535	0.15565	0.15823						
	0.16138	0.17414	0.16860				AVRG		0.15165		12.44503	<-
43 2,4-Dimethylphenol	+++++	0.28594	0.30419	0.30192	0.31593	0.31370						
	0.32886	0.35237	0.33903				AVRG		0.31774		6.77175	<-
44 bis(2-Chloroethoxy)methane	+++++	0.33035	0.33312	0.33748	0.35191	0.33909						
	0.34812	0.37942	0.37051				AVRG		0.34875		5.11559	<-

North Canton

TestAmerica North Canton

INITIAL CALIBRATION DATA

Start Cal Date : 05-MAR-2010 12:00
End Cal Date : 16-MAR-2010 15:01
Quant Method : ISTD
Target Version : 4.14
Integrator : HP RTE
Method file : \\cansvr11\dd\chem\MSS\a4ag2.i\00316A.b\8270C-625.m
Last Edit : 16-Mar-2010 16:15 hulat

Compound	0.0500000 Level 1	0.2500000 Level 2	0.5000000 Level 3	1.0000 Level 4	2.5000 Level 5	5.0000 Level 6	Curve	Coefficients b	m1	m2	%RSD or R^2	
	7.5000 Level 7	10.0000 Level 8	12.5000 Level 9									
45 O,O,O-Triethyl phosphorothioa	+++++	+++++	+++++	+++++	+++++	+++++						
	+++++	+++++	+++++				AVRG		0.000e+000		0.000e+000	<-
46 2,4-Toluenediamene	+++++	0.16101	0.17041	0.15816	0.16577	0.14852						
	0.12795	0.14886	+++++				AVRG		0.15438		9.19308	<-
47 1,3,5-Trichlorobenzene	+++++	0.24977	0.24824	0.23907	0.24764	0.24631						
	0.25122	0.28012	0.27629				AVRG		0.25483		5.84914	<-
48 2,4-Dichlorophenol	+++++	0.18361	0.19823	0.21945	0.22687	0.22086						
	0.23039	0.24807	0.25149				AVRG		0.22237		10.32347	<-
49 Benzoic Acid	+++++	+++++	+++++	186820	527934	1160096						
	1890579	1829203	2724986				QUAD	0.62934	5.10822	-0.14893	0.99762	<-
50 1,2,4-Trichlorobenzene	+++++	0.23983	0.24298	0.23742	0.24949	0.24639						
	0.25260	0.27183	0.27218				AVRG		0.25159		5.37346	<-
51 Naphthalene	1.04945	0.91268	0.89400	0.90599	0.93074	0.92220						
	0.94035	1.00471	0.87347				AVRG		0.93706		5.95812	

TestAmerica North Canton

INITIAL CALIBRATION DATA

Start Cal Date : 05-MAR-2010 12:00
End Cal Date : 16-MAR-2010 15:01
Quant Method : ISTD
Target Version : 4.14
Integrator : HP RTE
Method file : \\cansvr11\dd\chem\MSS\a4ag2.i\00316A.b\8270C-625.m
Last Edit : 16-Mar-2010 16:15 hulat

Compound	0.0500000 Level 1	0.2500000 Level 2	0.5000000 Level 3	1.0000 Level 4	2.5000 Level 5	5.0000 Level 6	Curve	Coefficients b	m1	m2	%RSD or R^2	
	7.5000 Level 7	10.0000 Level 8	12.5000 Level 9									
52 4-Chloroaniline	+++++	0.38614	0.36415	0.38398	0.40748	0.42076						
	0.38615	0.41938	0.43171				AVRG		0.39997		5.82003	<-
53 a,a-Dimethyl-phenethylamine	+++++	+++++	+++++	+++++	+++++	+++++						
	+++++	+++++	+++++				AVRG		0.000e+000		0.000e+000	<-
54 2,6-Dichlorophenol	+++++	+++++	+++++	+++++	+++++	+++++						
	+++++	+++++	+++++				AVRG		0.000e+000		0.000e+000	<-
55 Hexachloropropene	+++++	+++++	+++++	+++++	+++++	+++++						
	+++++	+++++	+++++				AVRG		0.000e+000		0.000e+000	<-
56 Hexachlorobutadiene	+++++	0.13121	0.12658	0.12865	0.13456	0.13471						
	0.13908	0.15062	0.15551				AVRG		0.13761		7.53431	<-
57 1,2,3-Trichlorobenzene	+++++	0.24181	0.22957	0.22507	0.23139	0.22722						
	0.23831	0.25260	0.25571				AVRG		0.23771		4.87152	<-
58 N-Nitrosodi-n-butylamine	+++++	+++++	+++++	+++++	+++++	+++++						
	+++++	+++++	+++++				AVRG		0.000e+000		0.000e+000	<-

1250

TestAmerica North Canton

INITIAL CALIBRATION DATA

Start Cal Date : 05-MAR-2010 12:00
End Cal Date : 16-MAR-2010 15:01
Quant Method : ISTD
Target Version : 4.14
Integrator : HP RTE
Method file : \\cansvr11\dd\chem\MSS\a4ag2.i\00316A.b\8270C-625.m
Last Edit : 16-Mar-2010 16:15 hulat

Compound	0.0500000 Level 1	0.2500000 Level 2	0.5000000 Level 3	1.0000 Level 4	2.5000 Level 5	5.0000 Level 6	Curve	Coefficients b	m1	m2	%RSD or R^2	
	7.5000 Level 7	10.0000 Level 8	12.5000 Level 9									
59 4-Chloro-3-Methylphenol	+++++	+++++	0.24035	0.25047	0.26320	0.26213						
	0.26964	0.29932	0.29127				AVRG		0.26805		7.84677	<-
60 p-Phenylene diamine	+++++	+++++	+++++	+++++	+++++	+++++						
	+++++	+++++	+++++				AVRG		0.000e+000		0.000e+000	<-
61 Safrole	+++++	+++++	+++++	+++++	+++++	+++++						
	+++++	+++++	+++++				AVRG		0.000e+000		0.000e+000	<-
62 2-Methylnaphthalene	0.53760	0.49534	0.48356	0.47828	0.49376	0.49279						
	0.49773	0.54729	0.53473				AVRG		0.50679		5.07964	
63 1-Methylnaphthalene	0.60930	0.56928	0.54669	0.55126	0.56855	0.56112						
	0.57235	0.62605	0.60594				AVRG		0.57895		4.82388	
64 Hexachlorocyclopentadiene	+++++	20286	41383	134312	275163	555879						
	883022	848821	1327908				QUAD	0.06073	3.38981	-0.30737	0.99997	<-
65 1,2,4,5-Tetrachlorobenzene	+++++	+++++	+++++	+++++	+++++	+++++						
	+++++	+++++	+++++				AVRG		0.000e+000		0.000e+000	<-

North Canton

TestAmerica North Canton

INITIAL CALIBRATION DATA

Start Cal Date : 05-MAR-2010 12:00
End Cal Date : 16-MAR-2010 15:01
Quant Method : ISTD
Target Version : 4.14
Integrator : HP RTE
Method file : \\cansvr11\dd\chem\MSS\a4ag2.i\00316A.b\8270C-625.m
Last Edit : 16-Mar-2010 16:15 hulat

Compound	0.0500000 Level 1	0.2500000 Level 2	0.5000000 Level 3	1.0000 Level 4	2.5000 Level 5	5.0000 Level 6	Curve	Coefficients b	m1	m2	%RSD or R^2	
	7.5000 Level 7	10.0000 Level 8	12.5000 Level 9									
66 2,4,6-Trichlorophenol	+++++	0.22680	0.25690	0.27102	0.29277	0.29640						
	0.30201	0.32136	0.33443				AVRG		0.28771		12.15302	<-
67 2,4,5-Trichlorophenol	+++++	0.29114	0.29608	0.30333	0.31165	0.29943						
	0.32063	0.34465	0.35089				AVRG		0.31473		7.12047	<-
68 1,2,3,5-Tetrachlorobenzene	+++++	0.42152	0.41516	0.42273	0.44041	0.46611						
	0.48122	0.50798	0.54046				AVRG		0.46195		9.85140	<-
69 1,4-Dinitrobenzene	+++++	+++++	+++++	+++++	+++++	+++++						
	+++++	+++++	+++++				AVRG		0.000e+000		0.000e+000	<-
70 2-Chloronaphthalene	1.02771	0.95445	0.96643	0.95217	0.97409	0.98517						
	1.01167	1.07177	1.10189				AVRG		1.00504		5.28707	
71 Isosafrole 1	+++++	+++++	+++++	+++++	+++++	+++++						
	+++++	+++++	+++++				AVRG		0.000e+000		0.000e+000	<-
M 188 Isosafrole, Total	+++++	+++++	+++++	+++++	+++++	+++++						
	+++++	+++++	+++++				AVRG		0.000e+000		0.000e+000	<-

TestAmerica North Canton

INITIAL CALIBRATION DATA

Start Cal Date : 05-MAR-2010 12:00
End Cal Date : 16-MAR-2010 15:01
Quant Method : ISTD
Target Version : 4.14
Integrator : HP RTE
Method file : \\cansvr11\dd\chem\MSS\a4ag2.i\00316A.b\8270C-625.m
Last Edit : 16-Mar-2010 16:15 hulat

Compound	0.0500000 Level 1	0.2500000 Level 2	0.5000000 Level 3	1.0000 Level 4	2.5000 Level 5	5.0000 Level 6	Curve	Coefficients b	m1	m2	%RSD or R^2	
	7.5000 Level 7	10.0000 Level 8	12.5000 Level 9									
72 Isosafrole 2	+++++	+++++	+++++	+++++	+++++	+++++						
	+++++	+++++	+++++				AVRG		0.000e+000		0.000e+000	<-
73 2-Nitroaniline	+++++	0.25874	0.26469	0.28669	0.30537	0.31399						
	0.31642	0.34871	0.34552				AVRG		0.30502		10.98882	<-
74 1,2,3,4-Tetrachlorobenzene	+++++	0.39040	0.39554	0.38879	0.40743	0.42670						
	0.43298	0.46439	0.48349				AVRG		0.42371		8.32535	<-
75 1,4-Naphthoquinone	+++++	+++++	+++++	+++++	+++++	+++++						
	+++++	+++++	+++++				AVRG		0.000e+000		0.000e+000	<-
76 Dimethylphthalate	+++++	1.05766	1.07694	1.08814	1.15308	1.14607						
	1.15451	1.29693	1.27920				AVRG		1.15657		7.71094	<-
77 m-Dinitrobenzene	+++++	+++++	+++++	+++++	+++++	+++++						
	+++++	+++++	+++++				AVRG		0.000e+000		0.000e+000	<-
78 2,6-Dinitrotoluene	+++++	0.19805	0.21356	0.22982	0.25055	0.25857						
	0.26336	0.28856	0.28167				AVRG		0.24802		12.88100	<-

TestAmerica North Canton

INITIAL CALIBRATION DATA

Start Cal Date : 05-MAR-2010 12:00
End Cal Date : 16-MAR-2010 15:01
Quant Method : ISTD
Target Version : 4.14
Integrator : HP RTE
Method file : \\cansvr11\dd\chem\MSS\a4ag2.i\00316A.b\8270C-625.m
Last Edit : 16-Mar-2010 16:15 hulat

Compound	0.0500000 Level 1	0.2500000 Level 2	0.5000000 Level 3	1.0000 Level 4	2.5000 Level 5	5.0000 Level 6	Curve	Coefficients b	m1	m2	%RSD or R^2	
	7.5000 Level 7	10.0000 Level 8	12.5000 Level 9									
79 Acenaphthylene	1.71330	1.60438	1.60789	1.63506	1.66278	1.69653						
	1.70161	1.84815	1.82725				AVRG		1.69966		5.16109	
80 1,2-Dinitrobenzene	+++++	0.09341	0.09992	0.11501	0.12510	0.12829						
	0.13074	0.14432	0.14043				AVRG		0.12215		14.89558	<-
81 3-Nitroaniline	+++++	0.24002	0.25770	0.27593	0.30253	0.30165						
	0.31058	0.34077	0.33844				AVRG		0.29595		12.18043	<-
82 Acenaphthene	1.14601	1.01746	1.02473	1.00294	1.04971	1.06653						
	1.06331	1.16034	1.12371				AVRG		1.07275		5.36825	
83 2,4-Dinitrophenol	+++++	+++++	18679	106255	252517	574035						
	958628	920943	1392622				QUAD	0.46154	5.83874	-0.37032	0.99944	<-
84 Pentachlorobenzene	+++++	+++++	+++++	+++++	+++++	+++++						
	+++++	+++++	+++++				AVRG		0.000e+000		0.000e+000	<-
85 4-Nitrophenol	+++++	+++++	21821	78935	166792	327013						
	534873	543317	764821				QUAD	0.13663	5.19524	-0.52687	0.99727	<-

TestAmerica North Canton

INITIAL CALIBRATION DATA

Start Cal Date : 05-MAR-2010 12:00
End Cal Date : 16-MAR-2010 15:01
Quant Method : ISTD
Target Version : 4.14
Integrator : HP RTE
Method file : \\cansvr11\dd\chem\MSS\a4ag2.i\00316A.b\8270C-625.m
Last Edit : 16-Mar-2010 16:15 hulat

Compound	0.0500000 Level 1	0.2500000 Level 2	0.5000000 Level 3	1.0000 Level 4	2.5000 Level 5	5.0000 Level 6	Curve	Coefficients b	m1	m2	%RSD or R^2	
	7.5000 Level 7	10.0000 Level 8	12.5000 Level 9									
86 Dibenzofuran	1.49238	1.38006	1.37091	1.34958	1.39466	1.40974						
	1.44015	1.55438	1.55082				AVRG		1.43808		5.36316	
87 2,4-Dinitrotoluene	+++++	23119	53015	169554	335169	640684						
	978323	987494	1402884				QUAD	0.05304	2.82966	-0.13482	0.99854	<-
88 2,3,4,6-Tetrachlorophenol	+++++	+++++	+++++	+++++	+++++	+++++						
	+++++	+++++	+++++				AVRG		0.000e+000		0.000e+000	<-
89 1-Naphthylamine	+++++	+++++	+++++	+++++	+++++	+++++						
	+++++	+++++	+++++				AVRG		0.000e+000		0.000e+000	<-
90 Zinophos	+++++	+++++	+++++	+++++	+++++	+++++						
	+++++	+++++	+++++				AVRG		0.000e+000		0.000e+000	<-
91 2,3,5,6-Tetrachlorophenol	+++++	0.18683	0.21470	0.21703	0.23392	0.24505						
	0.25865	0.27876	0.28838				AVRG		0.24041		14.27720	<-
92 2-Naphthylamine	+++++	+++++	+++++	+++++	+++++	+++++						
	+++++	+++++	+++++				AVRG		0.000e+000		0.000e+000	<-

TestAmerica North Canton

INITIAL CALIBRATION DATA

Start Cal Date : 05-MAR-2010 12:00
End Cal Date : 16-MAR-2010 15:01
Quant Method : ISTD
Target Version : 4.14
Integrator : HP RTE
Method file : \\cansvr11\dd\chem\MSS\a4ag2.i\00316A.b\8270C-625.m
Last Edit : 16-Mar-2010 16:15 hulat

Compound	0.0500000 Level 1	0.2500000 Level 2	0.5000000 Level 3	1.0000 Level 4	2.5000 Level 5	5.0000 Level 6	Curve	Coefficients b	m1	m2	%RSD or R^2	
	7.5000 Level 7	10.0000 Level 8	12.5000 Level 9									
93 Diethylphthalate	+++++	1.17826	1.12168	1.13161	1.20167	1.23821						
	1.25784	1.40528	1.37909				AVRG		1.23921		8.51884	<-
94 Fluorene	1.26714	1.11871	1.14421	1.13740	1.17446	1.21990						
	1.22170	1.34598	1.32808				AVRG		1.21751		6.78681	
95 4-Chlorophenyl-phenylether	+++++	0.50322	0.49785	0.50774	0.52224	0.53496						
	0.54461	0.60130	0.62115				AVRG		0.54163		8.50440	<-
96 4-Nitroaniline	+++++	22046	48581	165036	322625	628001						
	969350	990609	1382954				QUAD	0.06905	2.84977	-0.13962	0.99770	<-
97 5-Nitro-o-toluidine	+++++	+++++	+++++	+++++	+++++	+++++						
	+++++	+++++	+++++				AVRG		0.000e+000		0.000e+000	<-
98 4,6-Dinitro-2-methylphenol	+++++	+++++	+++++	63993	147113	316225						
	519010	519110	748583				QUAD	0.23114	8.41515	-1.34265	0.99917	<-
99 N-Nitrosodiphenylamine	+++++	0.52590	0.51562	0.50802	0.53159	0.52720						
	0.54316	0.59503	0.59571				AVRG		0.54278		6.27878	<-

TestAmerica North Canton

INITIAL CALIBRATION DATA

Start Cal Date : 05-MAR-2010 12:00
End Cal Date : 16-MAR-2010 15:01
Quant Method : ISTD
Target Version : 4.14
Integrator : HP RTE
Method file : \\cansvr11\dd\chem\MSS\a4ag2.i\00316A.b\8270C-625.m
Last Edit : 16-Mar-2010 16:15 hulat

Compound	0.0500000 Level 1	0.2500000 Level 2	0.5000000 Level 3	1.0000 Level 4	2.5000 Level 5	5.0000 Level 6	Curve	Coefficients b	m1	m2	%RSD or R^2	
	7.5000 Level 7	10.0000 Level 8	12.5000 Level 9									
100 1,2-Diphenylhydrazine	+++++	0.82408	0.80713	0.81201	0.84529	0.84420						
	0.85855	0.93253	0.96005				AVRG		0.86048		6.53363	<-
101 Diphenylamine	+++++	0.52590	0.51562	0.50802	0.53159	0.52720						
	0.54316	0.59503	0.59571				AVRG		0.54278		6.27878	<-
102 Tetraethyl dithiopyrophosphat	+++++	+++++	+++++	+++++	+++++	+++++						
	+++++	+++++	+++++				AVRG		0.000e+000		0.000e+000	<-
103 Diallate 1	+++++	+++++	+++++	+++++	+++++	+++++						
	+++++	+++++	+++++				AVRG		0.000e+000		0.000e+000	<-
M 189 Diallate, Total	+++++	+++++	+++++	+++++	+++++	+++++						
	+++++	+++++	+++++				AVRG		0.000e+000		0.000e+000	<-
104 Phorate	+++++	+++++	+++++	+++++	+++++	+++++						
	+++++	+++++	+++++				AVRG		0.000e+000		0.000e+000	<-
105 1,3,5-Trinitrobenzene	+++++	+++++	+++++	+++++	+++++	+++++						
	+++++	+++++	+++++				AVRG		0.000e+000		0.000e+000	<-

TestAmerica North Canton

INITIAL CALIBRATION DATA

Start Cal Date : 05-MAR-2010 12:00
End Cal Date : 16-MAR-2010 15:01
Quant Method : ISTD
Target Version : 4.14
Integrator : HP RTE
Method file : \\cansvr11\dd\chem\MSS\a4ag2.i\00316A.b\8270C-625.m
Last Edit : 16-Mar-2010 16:15 hulat

Compound	0.0500000 Level 1	0.2500000 Level 2	0.5000000 Level 3	1.0000 Level 4	2.5000 Level 5	5.0000 Level 6	Curve	Coefficients b	m1	m2	%RSD or R^2	
	7.5000 Level 7	10.0000 Level 8	12.5000 Level 9									
106 4-Bromophenyl-phenylether	+++++	0.18408	0.17345	0.17021	0.18138	0.18211						
	0.19196	0.21286	0.21822				AVRG		0.18928		9.27193	<-
107 Hexachlorobenzene	+++++	0.19154	0.18438	0.18266	0.18754	0.19086						
	0.20557	0.22505	0.24055				AVRG		0.20102		10.55147	
108 Phenacetin	+++++	+++++	+++++	+++++	+++++	+++++						
	+++++	+++++	+++++				AVRG		0.000e+000		0.000e+000	<-
109 Diallate 2	+++++	+++++	+++++	+++++	+++++	+++++						
	+++++	+++++	+++++				AVRG		0.000e+000		0.000e+000	<-
110 Dimethoate	+++++	+++++	+++++	+++++	+++++	+++++						
	+++++	+++++	+++++				AVRG		0.000e+000		0.000e+000	<-
111 Pentachlorophenol	+++++	+++++	43406	188712	370144	798421						
	1316916	1286838	1992968				QUAD	0.25206	7.32082	-0.77398	0.99975	<-
112 Pentachloronitrobenzene	+++++	+++++	+++++	+++++	+++++	+++++						
	+++++	+++++	+++++				AVRG		0.000e+000		0.000e+000	<-

TestAmerica North Canton

INITIAL CALIBRATION DATA

Start Cal Date : 05-MAR-2010 12:00
End Cal Date : 16-MAR-2010 15:01
Quant Method : ISTD
Target Version : 4.14
Integrator : HP RTE
Method file : \\cansvr11\dd\chem\MSS\a4ag2.i\00316A.b\8270C-625.m
Last Edit : 16-Mar-2010 16:15 hulat

Compound	0.0500000 Level 1	0.2500000 Level 2	0.5000000 Level 3	1.0000 Level 4	2.5000 Level 5	5.0000 Level 6	Curve	Coefficients b	m1	m2	%RSD or R^2	
	7.5000 Level 7	10.0000 Level 8	12.5000 Level 9									
113 4-Aminobiphenyl	+++++	+++++	+++++	+++++	+++++	+++++						
	+++++	+++++	+++++				AVRG		0.000e+000		0.000e+000	<-
114 Pronamide	+++++	+++++	+++++	+++++	+++++	+++++						
	+++++	+++++	+++++				AVRG		0.000e+000		0.000e+000	<-
115 Phenanthrene	1.26105	1.06810	1.02045	0.99113	1.04324	1.05505						
	1.09961	1.19491	1.11005				AVRG		1.09373		7.86069	
116 Anthracene	1.17806	1.03594	1.00339	0.99599	1.06202	1.05744						
	1.11850	1.23372	1.08524				AVRG		1.08559		7.29506	
117 Dinoseb	+++++	+++++	+++++	+++++	+++++	+++++						
	+++++	+++++	+++++				AVRG		0.000e+000		0.000e+000	<-
118 Disulfoton	+++++	+++++	+++++	+++++	+++++	+++++						
	+++++	+++++	+++++				AVRG		0.000e+000		0.000e+000	<-
119 Carbazole	+++++	0.99032	0.97586	0.95431	1.00992	1.02855						
	1.05634	1.14710	1.17318				AVRG		1.04195		7.64393	<-

TestAmerica North Canton

INITIAL CALIBRATION DATA

Start Cal Date : 05-MAR-2010 12:00
End Cal Date : 16-MAR-2010 15:01
Quant Method : ISTD
Target Version : 4.14
Integrator : HP RTE
Method file : \\cansvr11\dd\chem\MSS\a4ag2.i\00316A.b\8270C-625.m
Last Edit : 16-Mar-2010 16:15 hulat

Compound	0.0500000 Level 1	0.2500000 Level 2	0.5000000 Level 3	1.0000 Level 4	2.5000 Level 5	5.0000 Level-6	7.5000 Level 7	10.0000 Level 8	12.5000 Level 9	Curve	Coefficients b	Coefficients m1	Coefficients m2	%RSD or R^2	
120 Di-n-Butylphthalate	+++++	1.20044	1.17382	1.21459	1.28159	1.31584									
	1.29371	1.37772	+++++							AVRG		1.26539		5.71811	<-
121 4-Nitroquinoline 1-oxide	+++++	+++++	+++++	+++++	+++++	+++++									
	+++++	+++++	+++++							AVRG		0.000e+000		0.000e+000	<-
122 Methapyrilene	+++++	+++++	+++++	+++++	+++++	+++++									
	+++++	+++++	+++++							AVRG		0.000e+000		0.000e+000	<-
123 Fluoranthene	1.19065	1.01419	1.01528	1.00187	1.06865	1.09412									
	1.16314	1.26575	1.21594							AVRG		1.11440		8.77165	
124 Benzidine	+++++	+++++	0.46358	0.50950	0.57973	0.59591									
	0.57287	0.64657	0.60571							AVRG		0.56770		10.87309	<-
125 Pyrene	1.12056	0.95811	0.95342	0.95514	1.03045	1.02527									
	1.04875	1.13847	1.08097							AVRG		1.03457		6.78224	
126 Aramite 1	+++++	+++++	+++++	+++++	+++++	+++++									
	+++++	+++++	+++++							AVRG		0.000e+000		0.000e+000	<-

TestAmerica North Canton

INITIAL CALIBRATION DATA

Start Cal Date : 05-MAR-2010 12:00
End Cal Date : 16-MAR-2010 15:01
Quant Method : ISTD
Target Version : 4.14
Integrator : HP RTE
Method file : \\cansvr11\dd\chem\MSS\a4ag2.i\00316A.b\8270C-625.m
Last Edit : 16-Mar-2010 16:15 hulat

Compound	0.0500000 Level 1	0.2500000 Level 2	0.5000000 Level 3	1.0000 Level 4	2.5000 Level 5	5.0000 Level 6	Curve	Coefficients b	m1	m2	%RSD or R^2	
	7.5000 Level 7	10.0000 Level 8	12.5000 Level 9									
M 191 Aramite, Total	+++++	+++++	+++++	+++++	+++++	+++++						
	+++++	+++++	+++++				AVRG		0.000e+000		0.000e+000	<-
127 Aramite 2	+++++	+++++	+++++	+++++	+++++	+++++						
	+++++	+++++	+++++				AVRG		0.000e+000		0.000e+000	<-
128 p-Dimethylamino azobenzene	+++++	+++++	+++++	+++++	+++++	+++++						
	+++++	+++++	+++++				AVRG		0.000e+000		0.000e+000	<-
129 p-Chlorobenzilate	+++++	+++++	+++++	+++++	+++++	+++++						
	+++++	+++++	+++++				AVRG		0.000e+000		0.000e+000	<-
130 Famphur 1	+++++	+++++	+++++	+++++	+++++	+++++						
	+++++	+++++	+++++				AVRG		0.000e+000		0.000e+000	<-
131 Butylbenzylphthalate	+++++	0.43843	0.44464	0.47252	0.51538	0.51445						
	0.51206	0.57413	0.55257				AVRG		0.50302		9.61861	<-
132 3,3'-Dimethylbenzidine	+++++	+++++	+++++	+++++	+++++	+++++						
	+++++	+++++	+++++				AVRG		0.000e+000		0.000e+000	<-

TestAmerica North Canton

INITIAL CALIBRATION DATA

Start Cal Date : 05-MAR-2010 12:00
End Cal Date : 16-MAR-2010 15:01
Quant Method : ISTD
Target Version : 4.14
Integrator : HP RTE
Method file : \\cansvr11\dd\chem\MSS\a4ag2.i\00316A.b\8270C-625.m
Last Edit : 16-Mar-2010 16:15 hulat

Compound	0.0500000 Level 1	0.2500000 Level 2	0.5000000 Level 3	1.0000 Level 4	2.5000 Level 5	5.0000 Level 6	Curve	Coefficients b	m1	m2	%RSD or R^2	
	7.5000 Level 7	10.0000 Level 8	12.5000 Level 9									
133 3,3'-Dimethoxybenzidine	+++++	+++++	0.18144	0.18690	0.22053	0.21620						
	0.22017	0.23850	0.23330				AVRG		0.21386		10.19614	<-
134 2-Acetylaminofluorene	+++++	+++++	+++++	+++++	+++++	+++++						
	+++++	+++++	+++++				AVRG		0.000e+000		0.000e+000	<-
135 3,3'-Dichlorobenzidine	+++++	0.32299	0.32782	0.34286	0.38139	0.39247						
	0.41346	0.45628	0.45735				AVRG		0.38683		13.83814	<-
136 Benzo(a)Anthracene	1.14061	0.99033	0.92898	0.94943	1.02053	1.00506						
	1.02121	1.13671	1.12346				AVRG		1.03515		7.72672	
137 Chrysene	1.10520	0.91821	0.87150	0.87191	0.91571	0.94430						
	0.95695	1.05263	1.04381				AVRG		0.96447		8.67972	
138 4,4'-Methylene bis(o-chloroan	+++++	25052	51080	158129	304802	629736						
	1030755	1067835	1529563				QUAD	0.05785	5.33624	-0.70710	0.99912	<-
139 bis(2-ethylhexyl)Phthalate	+++++	0.62427	0.63791	0.67977	0.74079	0.74386						
	0.74209	0.83686	0.80711				AVRG		0.72658		10.39219	<-

TestAmerica North Canton

INITIAL CALIBRATION DATA

Start Cal Date : 05-MAR-2010 12:00
End Cal Date : 16-MAR-2010 15:01
Quant Method : ISTD
Target Version : 4.14
Integrator : HP RTE
Method file : \\cansvr11\dd\chem\MSS\a4ag2.i\00316A.b\8270C-625.m
Last Edit : 16-Mar-2010 16:15 hulat

Compound	0.0500000 Level 1	0.2500000 Level 2	0.5000000 Level 3	1.0000 Level 4	2.5000 Level 5	5.0000 Level 6	Curve	Coefficients b	m1	m2	%RSD or R^2	
	7.5000 Level 7	10.0000 Level 8	12.5000 Level 9									
140 Di-n-octylphthalate	+++++	158680	317042	1031625	2027362	4023852						
	6330444	6723085	8730024				QUAD	0.06724	0.74042	-0.01087	0.99625	<-
141 Benzo(b)fluoranthene	1.21620	1.01088	0.89641	0.92750	1.06242	1.04074						
	1.17852	1.31087	1.29045				AVRG		1.10378		13.75297	
142 Benzo(k)fluoranthene	1.21620	0.97097	1.10368	1.04659	1.08696	1.11953						
	1.07671	1.17892	1.29802				AVRG		1.12195		8.64236	
143 7,12-dimethylbenz[a]anthracen	+++++	+++++	+++++	+++++	+++++	+++++						
	+++++	+++++	+++++				AVRG		0.000e+000		0.000e+000	<-
144 Hexachlorophene	+++++	+++++	+++++	+++++	+++++	+++++						
	+++++	+++++	+++++				AVRG		0.000e+000		0.000e+000	<-
145 Hexachlorophene product	+++++	+++++	+++++	+++++	+++++	+++++						
	+++++	+++++	+++++				AVRG		0.000e+000		0.000e+000	<-
146 Benzo(a)pyrene	0.97843	0.88225	0.88929	0.89730	0.97213	0.97659						
	1.02040	1.12105	1.14656				AVRG		0.98711		9.71126	

TestAmerica North Canton

INITIAL CALIBRATION DATA

Start Cal Date : 05-MAR-2010 12:00
End Cal Date : 16-MAR-2010 15:01
Quant Method : ISTD
Target Version : 4.14
Integrator : HP RTE
Method file : \\cansvr11\dd\chem\MSS\a4ag2.i\00316A.b\8270C-625.m
Last Edit : 16-Mar-2010 16:15 hulat

Compound	0.0500000 Level 1	0.2500000 Level 2	0.5000000 Level 3	1.0000 Level 4	2.5000 Level 5	5.0000 Level 6	Curve	Coefficients b	m1	m2	%RSD or R^2	
	7.5000 Level 7	10.0000 Level 8	12.5000 Level 9									
148 3-Methylcholanthrene	+++++	+++++	+++++	+++++	+++++	+++++						
	+++++	+++++	+++++				AVRG		0.000e+000		0.000e+000	<-
149 Indeno(1,2,3-cd)pyrene	0.97922	1.00115	1.01050	1.03509	1.13908	1.15079						
	1.18943	1.31223	1.34854				AVRG		1.12956		12.02671	
150 Dibenz(a,h)anthracene	0.77476	0.84948	0.84354	0.87803	0.95913	0.97815						
	1.01963	1.13335	1.15430				AVRG		0.95448		13.77141	
151 Benzo(g,h,i)perylene	0.86894	0.82714	0.82263	0.81949	0.90250	0.90628						
	0.93113	1.01059	1.03239				AVRG		0.90234		8.71395	
199 3-Picoline	+++++	+++++	+++++	+++++	+++++	+++++						
	+++++	+++++	+++++				AVRG		0.000e+000		0.000e+000	<-
200 N,N-Dimethylacetamide	+++++	+++++	+++++	+++++	+++++	+++++						
	+++++	+++++	+++++				AVRG		0.000e+000		0.000e+000	<-
201 Quinoline	+++++	+++++	+++++	+++++	+++++	+++++						
	+++++	+++++	+++++				AVRG		0.000e+000		0.000e+000	<-

TestAmerica North Canton

INITIAL CALIBRATION DATA

Start Cal Date : 05-MAR-2010 12:00
End Cal Date : 16-MAR-2010 15:01
Quant Method : ISTD
Target Version : 4.14
Integrator : HP RTE
Method file : \\cansvr11\dd\chem\MSS\a4ag2.i\00316A.b\8270C-625.m
Last Edit : 16-Mar-2010 16:15 hulat

Compound	0.0500000 Level 1	0.2500000 Level 2	0.5000000 Level 3	1.0000 Level 4	2.5000 Level 5	5.0000 Level 6	Curve	Coefficients b	m1	m2	%RSD or R^2	
	7.5000 Level 7	10.0000 Level 8	12.5000 Level 9									
202 Diphenyl	+++++	+++++	+++++	+++++	+++++	+++++						
	+++++	+++++	+++++				AVRG		0.000e+000		0.000e+000	<-
203 Diphenyl ether	+++++	+++++	+++++	+++++	+++++	+++++						
	+++++	+++++	+++++				AVRG		0.000e+000		0.000e+000	<-
204 6-Methylchrysene	+++++	+++++	+++++	+++++	+++++	+++++						
	+++++	+++++	+++++				AVRG		0.000e+000		0.000e+000	<-
205 Benzenethiol	+++++	+++++	+++++	+++++	+++++	+++++						
	+++++	+++++	+++++				AVRG		0.000e+000		0.000e+000	<-
207 Indene	+++++	+++++	+++++	+++++	+++++	+++++						
	+++++	+++++	+++++				AVRG		0.000e+000		0.000e+000	<-
208 Dibenz(a,j)acridine	+++++	+++++	+++++	+++++	+++++	+++++						
	+++++	+++++	+++++				AVRG		0.000e+000		0.000e+000	<-
209 Benzaldehyde	+++++	0.90475	0.90363	0.91256	0.90459	0.82933						
	0.73987	0.70907	+++++				AVRG		0.84340		10.25456	<-

TestAmerica North Canton

INITIAL CALIBRATION DATA

Start Cal Date : 05-MAR-2010 12:00
End Cal Date : 16-MAR-2010 15:01
Quant Method : ISTD
Target Version : 4.14
Integrator : HP RTE
Method file : \\cansvr11\dd\chem\MSS\a4ag2.i\00316A.b\8270C-625.m
Last Edit : 16-Mar-2010 16:15 hulat

Compound	0.0500000 Level 1	0.2500000 Level 2	0.5000000 Level 3	1.0000 Level 4	2.5000 Level 5	5.0000 Level 6	Curve	Coefficients b	m1	m2	%RSD or R^2	
	7.5000 Level 7	10.0000 Level 8	12.5000 Level 9									
210 Caprolactam	+++++	11595	27881	91395	173798	339816						
	517281	510912	692460				QUAD	0.07344	9.64331	-0.38180	0.99289	<-
211 1,1'-Biphenyl	+++++	1.31644	1.33267	1.29383	1.36787	1.39654						
	1.37206	1.47399	1.47599				AVRG		1.37867		4.92125	<-
212 Atrazine	+++++	0.13278	0.12872	0.12594	0.13314	0.12897						
	0.12602	0.13577	0.12483				AVRG		0.12952		3.07285	<-
213 Benzothiazole	+++++	+++++	+++++	+++++	+++++	+++++						
	+++++	+++++	+++++				AVRG		0.000e+000		0.000e+000	<-
214 1,3-Dimethyl-2-Thiourea	+++++	+++++	+++++	+++++	+++++	+++++						
	+++++	+++++	+++++				AVRG		0.000e+000		0.000e+000	<-
215 Phenyl ether	+++++	+++++	+++++	+++++	+++++	+++++						
	+++++	+++++	+++++				AVRG		0.000e+000		0.000e+000	<-
216 1,3-Diethyl-2-Thiourea	+++++	+++++	+++++	+++++	+++++	+++++						
	+++++	+++++	+++++				AVRG		0.000e+000		0.000e+000	<-

1266

TestAmerica North Canton

INITIAL CALIBRATION DATA

Start Cal Date : 05-MAR-2010 12:00
End Cal Date : 16-MAR-2010 15:01
Quant Method : ISTD
Target Version : 4.14
Integrator : HP RTE
Method file : \\cansvr11\dd\chem\MSS\a4ag2.i\00316A.b\8270C-625.m
Last Edit : 16-Mar-2010 16:15 hulat

Compound	0.0500000 Level 1	0.2500000 Level 2	0.5000000 Level 3	1.0000 Level 4	2.5000 Level 5	5.0000 Level 6	Curve	Coefficients b	m1	m2	%RSD or R^2	
	7.5000 Level 7	10.0000 Level 8	12.5000 Level 9									
217 1,3-Dibutyl-2-Thiourea	+++++	+++++	+++++	+++++	+++++	+++++						
	+++++	+++++	+++++				AVRG		0.000e+000		0.000e+000	
218 1,1,3,3-Tetramethyl-2-Thioure	+++++	+++++	+++++	+++++	+++++	+++++						
	+++++	+++++	+++++				AVRG		0.000e+000		0.000e+000	<-
219 o-Benzyl Phenol	+++++	+++++	+++++	+++++	+++++	+++++						
	+++++	+++++	+++++				AVRG		0.000e+000		0.000e+000	<-
220 Diphenyl Thiourea	+++++	+++++	+++++	+++++	+++++	+++++						
	+++++	+++++	+++++				AVRG		0.000e+000		0.000e+000	<-
221 Hexabromobenzene	+++++	+++++	+++++	+++++	+++++	+++++						
	+++++	+++++	+++++				AVRG		0.000e+000		0.000e+000	<-
222 Dibenz(a,h)acridine	+++++	+++++	+++++	+++++	+++++	+++++						
	+++++	+++++	+++++				AVRG		0.000e+000		0.000e+000	<-
223 1,2-bis(2-chloroethoxy)ethane	+++++	+++++	+++++	+++++	+++++	+++++						
	+++++	+++++	+++++				AVRG		0.000e+000		0.000e+000	<-

North Canton

TestAmerica North Canton

INITIAL CALIBRATION DATA

Start Cal Date : 05-MAR-2010 12:00
End Cal Date : 16-MAR-2010 15:01
Quant Method : ISTD
Target Version : 4.14
Integrator : HP RTE
Method file : \\cansvr11\dd\chem\MSS\a4ag2.i\00316A.b\8270C-625.m
Last Edit : 16-Mar-2010 16:15 hulat

Compound	0.0500000 Level 1	0.2500000 Level 2	0.5000000 Level 3	1.0000 Level 4	2.5000 Level 5	5.0000 Level 6	Curve	Coefficients b	m1	m2	%RSD or R^2	
	7.5000 Level 7	10.0000 Level 8	12.5000 Level 9									
224 Acrylamide	+++++	+++++	+++++	+++++	+++++	+++++						
	+++++	+++++	+++++				AVRG		0.000e+000		0.000e+000	<-
225 Methyl parathion	+++++	+++++	+++++	+++++	+++++	+++++						
	+++++	+++++	+++++				AVRG		0.000e+000		0.000e+000	<-
226 Parathion	+++++	+++++	+++++	+++++	+++++	+++++						
	+++++	+++++	+++++				AVRG		0.000e+000		0.000e+000	<-
227 Isodrin	+++++	+++++	+++++	+++++	+++++	+++++						
	+++++	+++++	+++++				AVRG		0.000e+000		0.000e+000	<-
M 229 Famphur,Total	+++++	+++++	+++++	+++++	+++++	+++++						
	+++++	+++++	+++++				AVRG		0.000e+000		0.000e+000	<-
230 Famphur 2	+++++	+++++	+++++	+++++	+++++	+++++						
	+++++	+++++	+++++				AVRG		0.000e+000		0.000e+000	<-
231 2-Chloroacetophenone	+++++	+++++	+++++	+++++	+++++	+++++						
	+++++	+++++	+++++				AVRG		0.000e+000		0.000e+000	<-

1268

TestAmerica North Canton

INITIAL CALIBRATION DATA

Start Cal Date : 05-MAR-2010 12:00
End Cal Date : 16-MAR-2010 15:01
Quant Method : ISTD
Target Version : 4.14
Integrator : HP RTE
Method file : \\cansvr11\dd\chem\MSS\a4ag2.i\00316A.b\8270C-625.m
Last Edit : 16-Mar-2010 16:15 hulat

Compound	0.0500000 Level 1	0.2500000 Level 2	0.5000000 Level 3	1.0000 Level 4	2.5000 Level 5	5.0000 Level 6	Curve	Coefficients b	m1	m2	%RSD or R^2	
	7.5000 Level 7	10.0000 Level 8	12.5000 Level 9									
232 2-Methylcyclohexanone	+++++	+++++	+++++	+++++	+++++	+++++						
	+++++	+++++	+++++				AVRG		0.000e+000		0.000e+000	<-
233 3-Methylcyclohexanone	+++++	+++++	+++++	+++++	+++++	+++++						
	+++++	+++++	+++++				AVRG		0.000e+000		0.000e+000	<-
234 4-Methylcyclohexanone	+++++	+++++	+++++	+++++	+++++	+++++						
	+++++	+++++	+++++				AVRG		0.000e+000		0.000e+000	<-
235 Tributyl phosphate	+++++	+++++	+++++	+++++	+++++	+++++						
	+++++	+++++	+++++				AVRG		0.000e+000		0.000e+000	<-
236 Phenyl sulfone	+++++	+++++	+++++	+++++	+++++	+++++						
	+++++	+++++	+++++				AVRG		0.000e+000		0.000e+000	<-
237 3,4-Dichloronitrobenzene	+++++	+++++	+++++	+++++	+++++	+++++						
	+++++	+++++	+++++				AVRG		0.000e+000		0.000e+000	<-
238 Bis(2-hydroxyphenyl)methane	+++++	+++++	+++++	+++++	+++++	+++++						
	+++++	+++++	+++++				AVRG		0.000e+000		0.000e+000	<-

North Canton

TestAmerica North Canton

INITIAL CALIBRATION DATA

Start Cal Date : 05-MAR-2010 12:00
End Cal Date : 16-MAR-2010 15:01
Quant Method : ISTD
Target Version : 4.14
Integrator : HP RTE
Method file : \\cansvr11\dd\chem\MSS\a4ag2.i\00316A.b\8270C-625.m
Last Edit : 16-Mar-2010 16:15 hulat

Compound	0.0500000 Level 1	0.2500000 Level 2	0.5000000 Level 3	1.0000 Level 4	2.5000 Level 5	5.0000 Level 6	Curve	Coefficients b	m1	m2	%RSD or R^2	
	7.5000 Level 7	10.0000 Level 8	12.5000 Level 9									
239 Bis(4-hydroxyphenyl)methane	+++++	+++++	+++++	+++++	+++++	+++++						
	+++++	+++++	+++++				AVRG		0.000e+000		0.000e+000	<-
240 4-Chlorophenol	+++++	+++++	+++++	+++++	+++++	+++++						
	+++++	+++++	+++++				AVRG		0.000e+000		0.000e+000	<-
241 2,3-Dichlorophenol	+++++	+++++	+++++	+++++	+++++	+++++						
	+++++	+++++	+++++				AVRG		0.000e+000		0.000e+000	<-
242 2,5-Dichlorophenol	+++++	+++++	+++++	+++++	+++++	+++++						
	+++++	+++++	+++++				AVRG		0.000e+000		0.000e+000	<-
243 Octachlorostyrene	+++++	+++++	+++++	+++++	+++++	+++++						
	+++++	+++++	+++++				AVRG		0.000e+000		0.000e+000	<-
244 Octachlorocyclopentene	+++++	+++++	+++++	+++++	+++++	+++++						
	+++++	+++++	+++++				AVRG		0.000e+000		0.000e+000	<-
245 Catechol	+++++	+++++	+++++	+++++	+++++	+++++						
	+++++	+++++	+++++				AVRG		0.000e+000		0.000e+000	<-

TestAmerica North Canton

INITIAL CALIBRATION DATA

Start Cal Date : 05-MAR-2010 12:00
End Cal Date : 16-MAR-2010 15:01
Quant Method : ISTD
Target Version : 4.14
Integrator : HP RTE
Method file : \\cansvr11\dd\chem\MSS\a4ag2.i\00316A.b\8270C-625.m
Last Edit : 16-Mar-2010 16:15 hulat

Compound	0.0500000 Level 1	0.2500000 Level 2	0.5000000 Level 3	1.0000 Level 4	2.5000 Level 5	5.0000 Level 6	Curve	Coefficients b	m1	m2	%RSD or R^2	
	7.5000 Level 7	10.0000 Level 8	12.5000 Level 9									
246 3-methylcatechol	+++++	+++++	+++++	+++++	+++++	+++++						
	+++++	+++++	+++++				AVRG		0.000e+000		0.000e+000	<-
247 4-methylcatechol	+++++	+++++	+++++	+++++	+++++	+++++						
	+++++	+++++	+++++				AVRG		0.000e+000		0.000e+000	<-
248 Hydroquinone	+++++	+++++	+++++	+++++	+++++	+++++						
	+++++	+++++	+++++				AVRG		0.000e+000		0.000e+000	<-
249 Resorcinol	+++++	+++++	+++++	+++++	+++++	+++++						
	+++++	+++++	+++++				AVRG		0.000e+000		0.000e+000	<-
250 N-methyl-pyrrolidone	+++++	+++++	+++++	+++++	+++++	+++++						
	+++++	+++++	+++++				AVRG		0.000e+000		0.000e+000	<-
$ 154 Nitrobenzene-d5	0.34010	0.33208	0.33562	0.33704	0.35428	0.35292						
	0.36232	0.39250	0.39354				AVRG		0.35560		6.58969	
$ 155 2-Fluorobiphenyl	1.22920	1.11559	1.10371	1.07998	1.13097	1.12454						
	1.13687	1.21318	1.25524				AVRG		1.15436		5.35594	

TestAmerica North Canton

INITIAL CALIBRATION DATA

Start Cal Date : 05-MAR-2010 12:00
End Cal Date : 16-MAR-2010 15:01
Quant Method : ISTD
Target Version : 4.14
Integrator : HP RTE
Method file : \\cansvr11\dd\chem\MSS\a4ag2.i\00316A.b\8270C-625.m
Last Edit : 16-Mar-2010 16:15 hulat

Compound	0.0500000 Level 1	0.2500000 Level 2	0.5000000 Level 3	1.0000 Level 4	2.5000 Level 5	5.0000 Level 6	Curve	Coefficients b	m1	m2	%RSD or R^2	
	7.5000 Level 7	10.0000 Level 8	12.5000 Level 9									
$ 156 Terphenyl-d14	0.66829	0.60546	0.57694	0.59285	0.63381	0.64842						
	0.66571	0.74558	0.72993				AVRG		0.65189		8.89934	
$ 157 Phenol-d5	+++++	1.46113	1.46865	1.51192	1.55194	1.54745						
	1.57008	1.67799	1.72100				AVRG		1.56377		5.94424	
$ 158 2-Fluorophenol	+++++	1.09308	1.10397	1.12264	1.16678	1.15799						
	1.11030	1.25210	1.21803				AVRG		1.15311		4.97152	
$ 159 2,4,6-Tribromophenol	+++++	10191	20872	65406	125592	247714						
	400096	405576	611440				QUAD	0.05252	7.47644	-1.60371	0.99934	<-
$ 186 2-Chlorophenol-d4	+++++	1.13254	1.14173	1.17772	1.20939	1.18604						
	1.20433	1.29206	1.33878				AVRG		1.21032		5.89437	<-
$ 187 1,2-Dichlorobenzene-d4	+++++	0.77301	0.78671	0.77974	0.79878	0.77977						
	0.77908	0.84437	0.85919				AVRG		0.80008		4.12804	<-

1272

TestAmerica North Canton

INITIAL CALIBRATION DATA

Start Cal Date : 05-MAR-2010 12:00
End Cal Date : 16-MAR-2010 15:01
Quant Method : ISTD
Target Version : 4.14
Integrator : HP RTE
Method file : \\cansvr11\dd\chem\MSS\a4ag2.i\00316A.b\8270C-625.m
Last Edit : 16-Mar-2010 16:15 hulat

Curve	Formula	Units
Averaged	Amt = Rsp/m1	Response
Quad	Amt = b + m1*Rsp + m2*Rsp^2	Response

North Canton

TestAmerica North Canton

Semivolatile REPORT SW-846 Method 8270

Data file : \\cansvr11\dd\chem\MSS\a4ag2.i\00316A.b\2SH0316.D
Lab Smp Id: L7
Inj Date : 16-MAR-2010 13:18
Operator : 046900 Inst ID: a4ag2.i
Smp Info : L7,00316A.b,8270C-625,3-827042.SUB,1,,7
Misc Info :
Comment :
Method : \\cansvr11\dd\chem\MSS\a4ag2.i\00316A.b\8270C-625.m
Meth Date : 17-Mar-2010 06:15 a4ag2.i Quant Type: ISTD
Cal Date : 16-MAR-2010 13:35 Cal File: 2SMH0316.D
Als bottle: 4 Calibration Sample, Level: 7
Dil Factor: 1.00000
Integrator: HP RTE Compound Sublist: 3-827042.SUB
Target Version: 4.14
Processing Host: CANPMSSV04

	Compounds	QUANT SIG MASS	RT	EXP RT	REL RT	RESPONSE	AMOUNTS CAL-AMT (NG)	ON-COL (NG)
* 1	1,4-Dichlorobenzene-d4	152	3.566	3.566	(1.000)	312320	2.00000	
* 2	Naphthalene-d8	136	4.466	4.466	(1.000)	1358910	2.00000	
* 3	Acenaphthene-d10	164	5.742	5.742	(1.000)	718379	2.00000	
* 4	Phenanthrene-d10	188	6.836	6.836	(1.000)	1150494	2.00000	
* 5	Chrysene-d12	240	8.812	8.812	(1.000)	1356648	2.00000	
* 6	Perylene-d12	264	10.253	10.253	(1.000)	1204024	2.00000	
198	1,4-Dioxane	88	1.754	1.754	(0.492)	527960	7.50000	7.0941
9	Pyridine	79	1.948	1.948	(0.546)	1475461	7.50000	7.3833
10	N-Nitrosodimethylamine	74	1.919	1.919	(0.538)	821270	7.50000	7.2251
12	3-Chloropropionitrile	54	2.324	2.324	(0.652)	772041	7.50000	7.2017(Q)
209	Benzaldehyde	77	3.271	3.271	(0.918)	866538	7.50000	6.5794
21	Aniline	93	3.342	3.342	(0.937)	2617400	7.50000	8.1959
22	Phenol	94	3.283	3.283	(0.921)	1922965	7.50000	7.5178
23	bis(2-Chloroethyl)ether	93	3.360	3.360	(0.942)	1473700	7.50000	6.7348
24	2-Chlorophenol	128	3.424	3.424	(0.960)	1542027	7.50000	7.4833
26	1,3-Dichlorobenzene	146	3.536	3.536	(0.992)	1511134	7.50000	7.2897
27	1,4-Dichlorobenzene	146	3.577	3.577	(1.003)	1474268	7.50000	7.1598
28	1,2-Dichlorobenzene	146	3.689	3.689	(1.035)	1449933	7.50000	7.2664
29	Benzyl Alcohol	108	3.642	3.642	(1.021)	1042640	7.50000	7.6463
30	2-Methylphenol	108	3.701	3.701	(1.038)	1455147	7.50000	7.7086
31	bis(2-Chloroisopropyl)ether	45	3.724	3.724	(1.045)	1844671	7.50000	7.3500
37	Acetophenone	105	3.830	3.830	(1.074)	2110710	7.50000	7.5436
32	N-Nitroso-di-n-propylamine	70	3.824	3.824	(1.073)	1137687	7.50000	7.6331
192	4-Methylphenol	108	3.807	3.807	(1.068)	1512477	7.50000	7.7143
34	Hexachloroethane	117	3.930	3.930	(1.102)	617785	7.50000	7.3362
35	Nitrobenzene	77	3.960	3.960	(0.887)	1671286	7.50000	7.6911
41	Isophorone	82	4.118	4.118	(0.922)	3126767	7.50000	7.3938
42	2-Nitrophenol	139	4.183	4.183	(0.937)	822359	7.50000	7.9812
43	2,4-Dimethylphenol	107	4.177	4.177	(0.935)	1675823	7.50000	7.7623
44	bis(2-Chloroethoxy)methane	93	4.248	4.248	(0.951)	1774001	7.50000	7.4865
46	2,4-Toluenediamene	121	5.283	5.283	(1.183)	652008	7.50000	6.2157

47	1,3,5-Trichlorobenzene	180	4.195	4.195 (0.939)	1280206	7.50000	7.3937
48	2,4-Dichlorophenol	162	4.348	4.348 (0.974)	1174028	7.50000	7.7704

	Compounds	QUANT SIG MASS	RT	EXP RT	REL RT	RESPONSE	AMOUNTS CAL-AMT (NG)	AMOUNTS ON-COL (NG)
49	Benzoic Acid	122	4.277	4.277	(0.958)	1890579	15.0000	14.896
50	1,2,4-Trichlorobenzene	180	4.418	4.418	(0.989)	1287211	7.50000	7.5300
51	Naphthalene	128	4.483	4.483	(1.004)	4791934	7.50000	7.5263
52	4-Chloroaniline	127	4.495	4.495	(1.007)	1967803	7.50000	7.2409
56	Hexachlorobutadiene	225	4.560	4.560	(1.021)	708739	7.50000	7.5799
210	Caprolactam	113	4.760	4.760	(1.066)	517281	7.50000	7.3778
57	1,2,3-Trichlorobenzene	180	4.583	4.583	(1.026)	1214389	7.50000	7.5188
59	4-Chloro-3-Methylphenol	107	4.824	4.824	(1.080)	1374073	7.50000	7.5444
62	2-Methylnaphthalene	142	4.971	4.971	(1.113)	2536376	7.50000	7.3659
63	1-Methylnaphthalene	142	5.048	5.048	(1.130)	2916627	7.50000	7.4145
64	Hexachlorocyclopentadiene	237	5.089	5.089	(0.886)	883022	7.50000	7.5261
66	2,4,6-Trichlorophenol	196	5.165	5.165	(0.900)	813594	7.50000	7.8728
67	2,4,5-Trichlorophenol	196	5.201	5.201	(0.906)	863765	7.50000	7.6408
211	1,1'-Biphenyl	154	5.307	5.307	(0.924)	3696234	7.50000	7.4640
68	1,2,3,5-Tetrachlorobenzene	216	5.089	5.089	(0.886)	1296377	7.50000	7.8129
70	2-Chloronaphthalene	162	5.336	5.336	(0.929)	2725353	7.50000	7.5495
73	2-Nitroaniline	65	5.389	5.389	(0.939)	852424	7.50000	7.7805
74	1,2,3,4-Tetrachlorobenzene	216	5.307	5.307	(0.924)	1166418	7.50000	7.6640
76	Dimethylphthalate	163	5.501	5.501	(0.958)	3110169	7.50000	7.4867
78	2,6-Dinitrotoluene	165	5.554	5.554	(0.967)	709471	7.50000	7.9640
79	Acenaphthylene	152	5.642	5.642	(0.983)	4583999	7.50000	7.5086
80	1,2-Dinitrobenzene	168	5.607	5.607	(0.976)	352200	7.50000	8.0271
81	3-Nitroaniline	138	5.689	5.689	(0.991)	836671	7.50000	7.8706
82	Acenaphthene	153	5.765	5.765	(1.004)	2864479	7.50000	7.4340
83	2,4-Dinitrophenol	184	5.760	5.760	(1.003)	958628	15.0000	15.187(Q)
85	4-Nitrophenol	109	5.783	5.783	(1.007)	534873	7.50000	7.4254
86	Dibenzofuran	168	5.889	5.889	(1.026)	3879660	7.50000	7.5108
87	2,4-Dinitrotoluene	165	5.854	5.854	(1.019)	978323	7.50000	7.3131
91	2,3,5,6-Tetrachlorophenol	232	5.936	5.936	(1.034)	696790	7.50000	8.0689
93	Diethylphthalate	149	6.012	6.012	(1.047)	3388521	7.50000	7.6128
94	Fluorene	166	6.142	6.142	(1.070)	3291158	7.50000	7.5258
95	4-Chlorophenyl-phenylether	204	6.118	6.118	(1.066)	1467141	7.50000	7.5412
96	4-Nitroaniline	138	6.142	6.142	(1.070)	969350	7.50000	7.3204
98	4,6-Dinitro-2-methylphenol	198	6.160	6.160	(0.901)	519010	7.50000	7.5083(Q)
99	N-Nitrosodiphenylamine	169	6.201	6.201	(0.907)	2343370	7.50000	7.5052
100	1,2-Diphenylhydrazine	77	6.236	6.236	(0.912)	3704103	7.50000	7.4832
106	4-Bromophenyl-phenylether	248	6.483	6.483	(0.948)	828169	7.50000	7.6059
107	Hexachlorobenzene	284	6.554	6.554	(0.959)	886904	7.50000	7.6698
212	Atrazine	200	6.571	6.571	(0.961)	543678	7.50000	7.2971
111	Pentachlorophenol	266	6.689	6.689	(0.978)	1316916	15.0000	15.236
115	Phenanthrene	178	6.854	6.854	(1.003)	4744102	7.50000	7.5403
116	Anthracene	178	6.889	6.889	(1.008)	4825603	7.50000	7.7274
119	Carbazole	167	6.995	6.995	(1.023)	4557428	7.50000	7.6036
120	Di-n-Butylphthalate	149	7.201	7.201	(1.053)	5581537	7.50000	7.6679
123	Fluoranthene	202	7.736	7.736	(1.132)	5018192	7.50000	7.8280
124	Benzidine	184	7.801	7.801	(0.885)	2914433	7.50000	7.5683
125	Pyrene	202	7.912	7.912	(0.898)	5335423	7.50000	7.6028
131	Butylbenzylphthalate	149	8.318	8.318	(0.944)	2605056	7.50000	7.6347
133	3,3'-Dimethoxybenzidine	244	8.718	8.718	(0.989)	1120124	7.50000	7.7213
135	3,3'-Dichlorobenzidine	252	8.759	8.759	(0.994)	2103469	7.50000	8.0164
136	Benzo(a)Anthracene	228	8.806	8.806	(0.999)	5195357	7.50000	7.3990
137	Chrysene	228	8.836	8.836	(1.003)	4868397	7.50000	7.4415

138	4,4'-Methylene bis(o-chloroan	231	8.748	8.748 (0.993)	1030755	7.50000	7.4081
139	bis(2-ethylhexyl)Phthalate	149	8.724	8.724 (0.990)	3775351	7.50000	7.6601

Compounds	QUANT SIG MASS	RT	EXP RT	REL RT	RESPONSE	AMOUNTS CAL-AMT (NG)	AMOUNTS ON-COL (NG)
140 Di-n-octylphthalate	149	9.259	9.259	(0.903)	6330444	7.50000	7.3196
141 Benzo(b)fluoranthene	252	9.806	9.806	(0.956)	5321144	7.50000	8.0079
142 Benzo(k)fluoranthene	252	9.836	9.836	(0.959)	4861445	7.50000	7.1976
146 Benzo(a)pyrene	252	10.195	10.195	(0.994)	4607207	7.50000	7.7529
149 Indeno(1,2,3-cd)pyrene	276	11.842	11.842	(1.155)	5370367	7.50000	7.8975
150 Dibenz(a,h)anthracene	278	11.847	11.847	(1.155)	4603728	7.50000	8.0119
151 Benzo(g,h,i)perylene	276	12.324	12.324	(1.202)	4204141	7.50000	7.7393
$ 154 Nitrobenzene-d5	82	3.948	3.948	(0.884)	1846340	7.50000	7.6417
$ 155 2-Fluorobiphenyl	172	5.224	5.224	(0.910)	3062644	7.50000	7.3864
$ 156 Terphenyl-d14	244	7.983	7.983	(0.906)	3386762	7.50000	7.6590
$ 157 Phenol-d5	99	3.271	3.271	(0.918)	1838875	7.50000	7.5302
$ 158 2-Fluorophenol	112	2.695	2.695	(0.756)	1300383	7.50000	7.2215
$ 159 2,4,6-Tribromophenol	330	6.318	6.318	(1.100)	400096	7.50000	7.4380
$ 186 2-Chlorophenol-d4	132	3.413	3.413	(0.957)	1410517	7.50000	7.4629
$ 187 1,2-Dichlorobenzene-d4	152	3.683	3.683	(1.033)	912461	7.50000	7.3032
M 195 Cresols, total	100				2967624	7.50000	
101 Diphenylamine	169	6.201	6.201	(0.907)	2343370	7.50000	7.5052

QC Flag Legend

Q - Qualifier signal failed the ratio test.

TestAmerica North Canton

INTERNAL STANDARD COMPOUNDS
AREA AND RT SUMMARY

Instrument ID: a4ag2.i
Lab File ID: 2SH0316.D
Lab Smp Id: L7
Analysis Type: SV
Quant Type: ISTD
Operator: 046900
Method File: \\cansvr11\dd\chem\MSS\a4ag2.i\00316A.b\8270C-625.m
Misc Info:

Calibration Date: 16-MAR-2010
Calibration Time: 13:35
Level:
Sample Type:

COMPOUND	STANDARD	AREA LIMIT LOWER	AREA LIMIT UPPER	SAMPLE	%DIFF
1 1,4-Dichlorobenze	321356	160678	642712	312320	-2.81
2 Naphthalene-d8	1381712	690856	2763424	1358910	-1.65
3 Acenaphthene-d10	718496	359248	1436992	718379	-0.02
4 Phenanthrene-d10	1160355	580178	2320710	1150494	-0.85
5 Chrysene-d12	1313703	656852	2627406	1356648	3.27
6 Perylene-d12	1198016	599008	2396032	1204024	0.50

COMPOUND	STANDARD	RT LIMIT LOWER	RT LIMIT UPPER	SAMPLE	%DIFF
1 1,4-Dichlorobenze	3.57	3.07	4.07	3.57	0.00
2 Naphthalene-d8	4.47	3.97	4.97	4.47	0.00
3 Acenaphthene-d10	5.74	5.24	6.24	5.74	0.00
4 Phenanthrene-d10	6.83	6.33	7.33	6.84	0.09
5 Chrysene-d12	8.81	8.31	9.31	8.81	0.07
6 Perylene-d12	10.25	9.75	10.75	10.25	0.06

AREA UPPER LIMIT = +100% of internal standard area.
AREA LOWER LIMIT = - 50% of internal standard area.
RT UPPER LIMIT = + 0.50 minutes of internal standard RT.
RT LOWER LIMIT = - 0.50 minutes of internal standard RT.

Data File: \\cansvr11\dd\chem\MSS\a4ag2.i\00316A.b\2SH0316.D

Date : 16-MAR-2010 13:18

Client ID:

Instrument: a4ag2.i

Sample Info: L7,00316A.b,8270C-625,3-827042,SUB,1,,7

Operator: 046900

Column phase: db5.625

Column diameter: 0.32

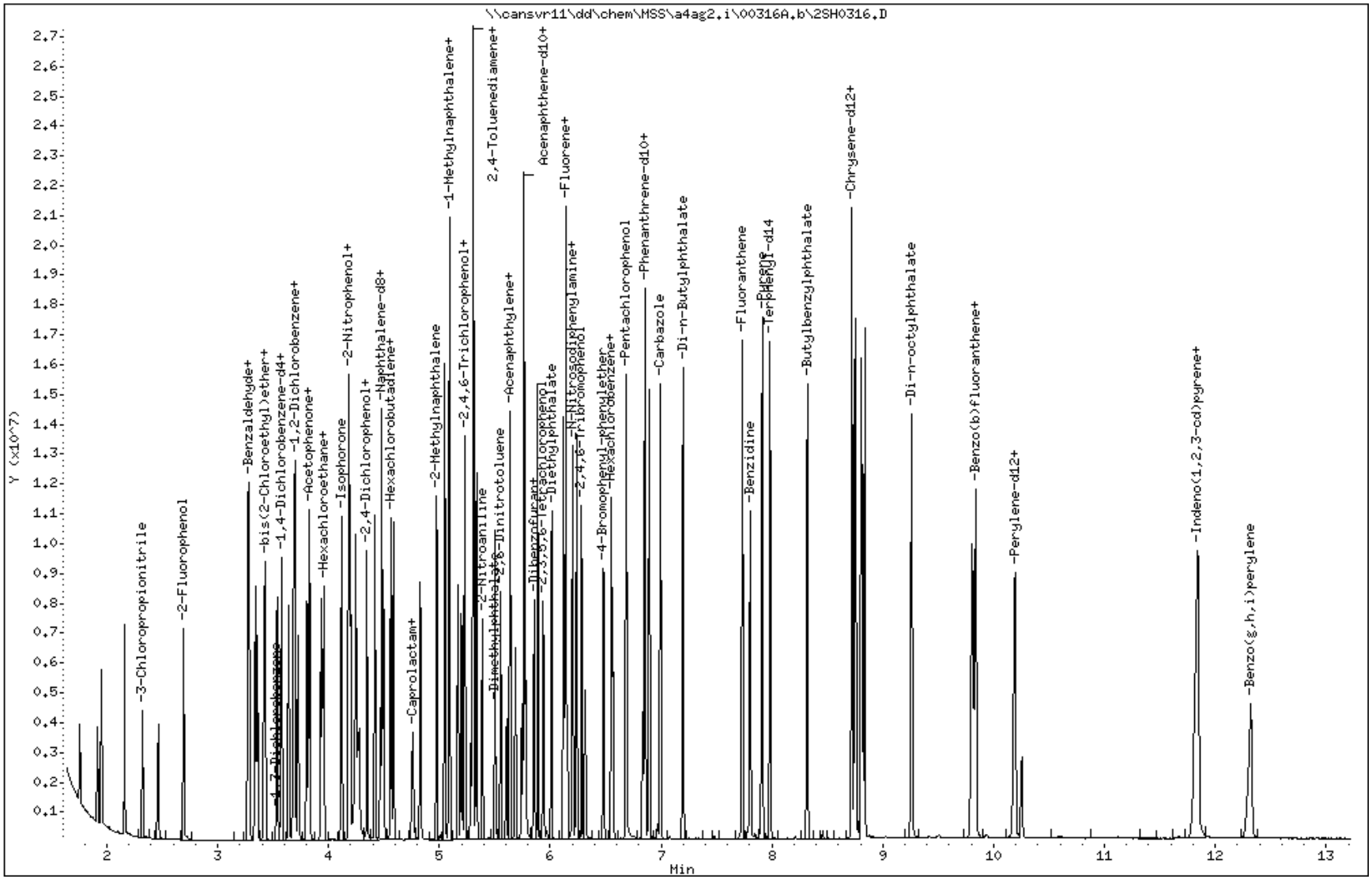

TestAmerica North Canton

Semivolatile REPORT SW-846 Method 8270

Data file : \\cansvr11\dd\chem\MSS\a4ag2.i\00316A.b\2SHH0316.D
Lab Smp Id: L8
Inj Date : 16-MAR-2010 13:00
Operator : 046900 Inst ID: a4ag2.i
Smp Info : L8,00316A.b,8270C-625,3-827042.SUB,1,,8
Misc Info :
Comment   :
Method   : \\cansvr11\dd\chem\MSS\a4ag2.i\00316A.b\8270C-625.m
Meth Date : 17-Mar-2010 06:15 a4ag2.i Quant Type: ISTD
Cal Date : 16-MAR-2010 13:18 Cal File: 2SH0316.D
Als bottle: 3 Calibration Sample, Level: 8
Dil Factor: 1.00000
Integrator: HP RTE Compound Sublist: 3-827042.SUB
Target Version: 4.14
Processing Host: CANPMSSV04

		QUANT SIG					AMOUNTS CAL-AMT	AMOUNTS ON-COL
	Compounds	MASS	RT	EXP RT	REL RT	RESPONSE	(NG)	(NG)
*	1 1,4-Dichlorobenzene-d4	152	3.566	3.566	(1.000)	214397	2.00000	(Q)
*	2 Naphthalene-d8	136	4.466	4.466	(1.000)	902410	2.00000	
*	3 Acenaphthene-d10	164	5.742	5.742	(1.000)	491919	2.00000	
*	4 Phenanthrene-d10	188	6.836	6.836	(1.000)	805437	2.00000	
*	5 Chrysene-d12	240	8.818	8.818	(1.000)	953232	2.00000	
*	6 Perylene-d12	264	10.253	10.253	(1.000)	838265	2.00000	
	198 1,4-Dioxane	88	1.742	1.742	(0.489)	518613	10.0000	10.151(M)
	9 Pyridine	79	1.942	1.942	(0.545)	1514076	10.0000	11.037
	10 N-Nitrosodimethylamine	74	1.913	1.913	(0.536)	849358	10.0000	10.885
	12 3-Chloropropionitrile	54	2.319	2.319	(0.650)	775454	10.0000	10.537
	209 Benzaldehyde	77	3.271	3.271	(0.918)	760110	10.0000	8.4072
	21 Aniline	93	3.342	3.342	(0.937)	2194382	10.0000	10.010
	22 Phenol	94	3.283	3.283	(0.921)	1905910	10.0000	10.854
	23 bis(2-Chloroethyl)ether	93	3.360	3.360	(0.942)	1710585	10.0000	11.388
	24 2-Chlorophenol	128	3.424	3.424	(0.960)	1516737	10.0000	10.722
	26 1,3-Dichlorobenzene	146	3.530	3.530	(0.990)	1512569	10.0000	10.629
	27 1,4-Dichlorobenzene	146	3.577	3.577	(1.003)	1494630	10.0000	10.574
	28 1,2-Dichlorobenzene	146	3.689	3.689	(1.035)	1452454	10.0000	10.604
	29 Benzyl Alcohol	108	3.636	3.636	(1.020)	1003736	10.0000	10.723
	30 2-Methylphenol	108	3.695	3.695	(1.036)	1401611	10.0000	10.816
	31 bis(2-Chloroisopropyl)ether	45	3.724	3.724	(1.045)	1779484	10.0000	10.329
	37 Acetophenone	105	3.830	3.830	(1.074)	2011823	10.0000	10.474
	32 N-Nitroso-di-n-propylamine	70	3.824	3.824	(1.073)	1091978	10.0000	10.673
	192 4-Methylphenol	108	3.801	3.801	(1.066)	1452699	10.0000	10.794
	34 Hexachloroethane	117	3.930	3.930	(1.102)	624737	10.0000	10.807
	35 Nitrobenzene	77	3.960	3.960	(0.887)	1607477	10.0000	11.140
	41 Isophorone	82	4.118	4.118	(0.922)	3066590	10.0000	10.920
	42 2-Nitrophenol	139	4.183	4.183	(0.937)	785743	10.0000	11.484
	43 2,4-Dimethylphenol	107	4.177	4.177	(0.935)	1589921	10.0000	11.090
	44 bis(2-Chloroethoxy)methane	93	4.248	4.248	(0.951)	1711974	10.0000	10.880
	46 2,4-Toluenediamene	121	5.283	5.283	(1.183)	671683	10.0000	9.6425

47	1,3,5-Trichlorobenzene	180	4.195	4.195 (0.939)	1263938	10.0000	10.992
48	2,4-Dichlorophenol	162	4.348	4.348 (0.974)	1119320	10.0000	11.156

	Compounds	QUANT SIG MASS	RT	EXP RT	REL RT	RESPONSE	AMOUNTS CAL-AMT (NG)	AMOUNTS ON-COL (NG)
49	Benzoic Acid	122	4.277	4.277	(0.958)	1829203	20.0000	20.744
50	1,2,4-Trichlorobenzene	180	4.418	4.418	(0.989)	1226531	10.0000	10.805
51	Naphthalene	128	4.483	4.483	(1.004)	4533281	10.0000	10.722
52	4-Chloroaniline	127	4.495	4.495	(1.007)	1892243	10.0000	10.485
56	Hexachlorobutadiene	225	4.560	4.560	(1.021)	679619	10.0000	10.945
210	Caprolactam	113	4.760	4.760	(1.066)	510912	10.0000	10.821
57	1,2,3-Trichlorobenzene	180	4.583	4.583	(1.026)	1139758	10.0000	10.626
59	4-Chloro-3-Methylphenol	107	4.824	4.824	(1.080)	1350567	10.0000	11.166
62	2-Methylnaphthalene	142	4.971	4.971	(1.113)	2469384	10.0000	10.799
63	1-Methylnaphthalene	142	5.048	5.048	(1.130)	2824789	10.0000	10.814
64	Hexachlorocyclopentadiene	237	5.089	5.089	(0.886)	848821	10.0000	9.9896
66	2,4,6-Trichlorophenol	196	5.165	5.165	(0.900)	790421	10.0000	11.170
67	2,4,5-Trichlorophenol	196	5.201	5.201	(0.906)	847710	10.0000	10.951
211	1,1'-Biphenyl	154	5.307	5.307	(0.924)	3625415	10.0000	10.691
68	1,2,3,5-Tetrachlorobenzene	216	5.089	5.089	(0.886)	1249415	10.0000	10.996
70	2-Chloronaphthalene	162	5.336	5.336	(0.929)	2636130	10.0000	10.664
73	2-Nitroaniline	65	5.389	5.389	(0.939)	857679	10.0000	11.432
74	1,2,3,4-Tetrachlorobenzene	216	5.307	5.307	(0.924)	1142208	10.0000	10.960
76	Dimethylphthalate	163	5.501	5.501	(0.958)	3189930	10.0000	11.214
78	2,6-Dinitrotoluene	165	5.554	5.554	(0.967)	709746	10.0000	11.635
79	Acenaphthylene	152	5.642	5.642	(0.983)	4545691	10.0000	10.874
80	1,2-Dinitrobenzene	168	5.607	5.607	(0.976)	354972	10.0000	11.815
81	3-Nitroaniline	138	5.689	5.689	(0.991)	838155	10.0000	11.514
82	Acenaphthene	153	5.765	5.765	(1.004)	2853967	10.0000	10.816
83	2,4-Dinitrophenol	184	5.760	5.760	(1.003)	920943	20.0000	20.189
85	4-Nitrophenol	109	5.783	5.783	(1.007)	543317	10.0000	10.464
86	Dibenzofuran	168	5.889	5.889	(1.026)	3823146	10.0000	10.809
87	2,4-Dinitrotoluene	165	5.854	5.854	(1.019)	987494	10.0000	10.380
91	2,3,5,6-Tetrachlorophenol	232	5.936	5.936	(1.034)	685643	10.0000	11.595
93	Diethylphthalate	149	6.012	6.012	(1.047)	3456415	10.0000	11.340
94	Fluorene	166	6.142	6.142	(1.070)	3310560	10.0000	11.055
95	4-Chlorophenyl-phenylether	204	6.118	6.118	(1.066)	1478947	10.0000	11.102
96	4-Nitroaniline	138	6.142	6.142	(1.070)	990609	10.0000	10.483
98	4,6-Dinitro-2-methylphenol	198	6.160	6.160	(0.901)	519110	10.0000	10.194
99	N-Nitrosodiphenylamine	169	6.201	6.201	(0.907)	2396309	10.0000	10.963
100	1,2-Diphenylhydrazine	77	6.236	6.236	(0.912)	3755472	10.0000	10.837
106	4-Bromophenyl-phenylether	248	6.483	6.483	(0.948)	857236	10.0000	11.246
107	Hexachlorobenzene	284	6.554	6.554	(0.959)	906309	10.0000	11.195
212	Atrazine	200	6.571	6.571	(0.961)	546790	10.0000	10.483
111	Pentachlorophenol	266	6.689	6.689	(0.978)	1286838	20.0000	19.946
115	Phenanthrene	178	6.854	6.854	(1.003)	4812112	10.0000	10.925
116	Anthracene	178	6.895	6.895	(1.009)	4968436	10.0000	11.364
119	Carbazole	167	6.995	6.995	(1.023)	4619571	10.0000	11.009
120	Di-n-Butylphthalate	149	7.201	7.201	(1.053)	5548348	10.0000	10.888
123	Fluoranthene	202	7.736	7.736	(1.132)	5097394	10.0000	11.358
124	Benzidine	184	7.801	7.801	(0.885)	3081662	10.0000	11.389
125	Pyrene	202	7.912	7.912	(0.897)	5426148	10.0000	11.004
131	Butylbenzylphthalate	149	8.318	8.318	(0.943)	2736377	10.0000	11.414
133	3,3'-Dimethoxybenzidine	244	8.718	8.718	(0.989)	1136717	10.0000	11.152
135	3,3'-Dichlorobenzidine	252	8.759	8.759	(0.993)	2174712	10.0000	11.795
136	Benzo(a)Anthracene	228	8.806	8.806	(0.999)	5417747	10.0000	10.981
137	Chrysene	228	8.842	8.842	(1.003)	5016998	10.0000	10.914

138	4,4'-Methylene bis(o-chloroan	231	8.753	8.753 (0.993)	1067835	10.0000	10.297
139	bis(2-ethylhexyl)Phthalate	149	8.730	8.730 (0.990)	3988619	10.0000	11.518

Compounds	QUANT SIG MASS	RT	EXP RT	REL RT	RESPONSE	AMOUNTS CAL-AMT (NG)	AMOUNTS ON-COL (NG)
140 Di-n-octylphthalate	149	9.265	9.265	(0.904)	6723085	10.0000	10.613
141 Benzo(b)fluoranthene	252	9.812	9.812	(0.957)	5494278	10.0000	11.876
142 Benzo(k)fluoranthene	252	9.842	9.842	(0.960)	4941250	10.0000	10.508
146 Benzo(a)pyrene	252	10.200	10.200	(0.995)	4698689	10.0000	11.357
149 Indeno(1,2,3-cd)pyrene	276	11.853	11.853	(1.156)	5499979	10.0000	11.617
150 Dibenz(a,h)anthracene	278	11.853	11.853	(1.156)	4750221	10.0000	11.874
151 Benzo(g,h,i)perylene	276	12.330	12.330	(1.202)	4235699	10.0000	11.200
$ 154 Nitrobenzene-d5	82	3.948	3.948	(0.884)	1770996	10.0000	11.038
$ 155 2-Fluorobiphenyl	172	5.224	5.224	(0.910)	2983922	10.0000	10.509
$ 156 Terphenyl-d14	244	7.989	7.989	(0.906)	3553542	10.0000	11.437
$ 157 Phenol-d5	99	3.271	3.271	(0.918)	1798780	10.0000	10.730
$ 158 2-Fluorophenol	112	2.689	2.689	(0.754)	1342236	10.0000	10.858
$ 159 2,4,6-Tribromophenol	330	6.318	6.318	(1.100)	405576	10.0000	10.253
$ 186 2-Chlorophenol-d4	132	3.413	3.413	(0.957)	1385067	10.0000	10.675
$ 187 1,2-Dichlorobenzene-d4	152	3.677	3.677	(1.031)	905148	10.0000	10.554
M 195 Cresols, total	100				2854310	10.0000	
101 Diphenylamine	169	6.201	6.201	(0.907)	2396309	10.0000	10.963

QC Flag Legend

Q - Qualifier signal failed the ratio test.
M - Compound response manually integrated.

TestAmerica North Canton

INTERNAL STANDARD COMPOUNDS
AREA AND RT SUMMARY

Instrument ID: a4ag2.i
Lab File ID: 2SHH0316.D
Lab Smp Id: L8
Analysis Type: SV
Quant Type: ISTD
Operator: 046900
Method File: \\cansvr11\dd\chem\MSS\a4ag2.i\00316A.b\8270C-625.m
Misc Info:

Calibration Date: 16-MAR-2010
Calibration Time: 13:35
Level:
Sample Type:

		AREA LIMIT			
COMPOUND	STANDARD	LOWER	UPPER	SAMPLE	%DIFF
1 1,4-Dichlorobenze	321356	160678	642712	214397	-33.28
2 Naphthalene-d8	1381712	690856	2763424	902410	-34.69
3 Acenaphthene-d10	718496	359248	1436992	491919	-31.53
4 Phenanthrene-d10	1160355	580178	2320710	805437	-30.59
5 Chrysene-d12	1313703	656852	2627406	953232	-27.44
6 Perylene-d12	1198016	599008	2396032	838265	-30.03

		RT LIMIT			
COMPOUND	STANDARD	LOWER	UPPER	SAMPLE	%DIFF
1 1,4-Dichlorobenze	3.57	3.07	4.07	3.57	0.00
2 Naphthalene-d8	4.47	3.97	4.97	4.47	0.00
3 Acenaphthene-d10	5.74	5.24	6.24	5.74	0.00
4 Phenanthrene-d10	6.83	6.33	7.33	6.84	0.09
5 Chrysene-d12	8.81	8.31	9.31	8.82	0.13
6 Perylene-d12	10.25	9.75	10.75	10.25	0.06

AREA UPPER LIMIT = +100% of internal standard area.
AREA LOWER LIMIT = - 50% of internal standard area.
RT UPPER LIMIT = + 0.50 minutes of internal standard RT.
RT LOWER LIMIT = - 0.50 minutes of internal standard RT.

Data File: \\cansvr11\dd\chem\MSS\a4ag2.i\00316A.b\2SHH0316.D

Page 1

Date : 16-MAR-2010 13:00

Client ID:

Instrument: a4ag2.i

Sample Info: L8,00316A.b,8270C-625,3-827042,SUB,1,,8

Operator: 046900

Column phase: db5.625

Column diameter: 0.32



Data File Name: 2SHH0316.D
Inj. Date and Time: 16-MAR-2010 13:00
Instrument ID: a4ag2.i
Client ID:
Compound Name: 1,4-Dioxane
CAS #: 123-91-1
Report Date: 03/17/2010

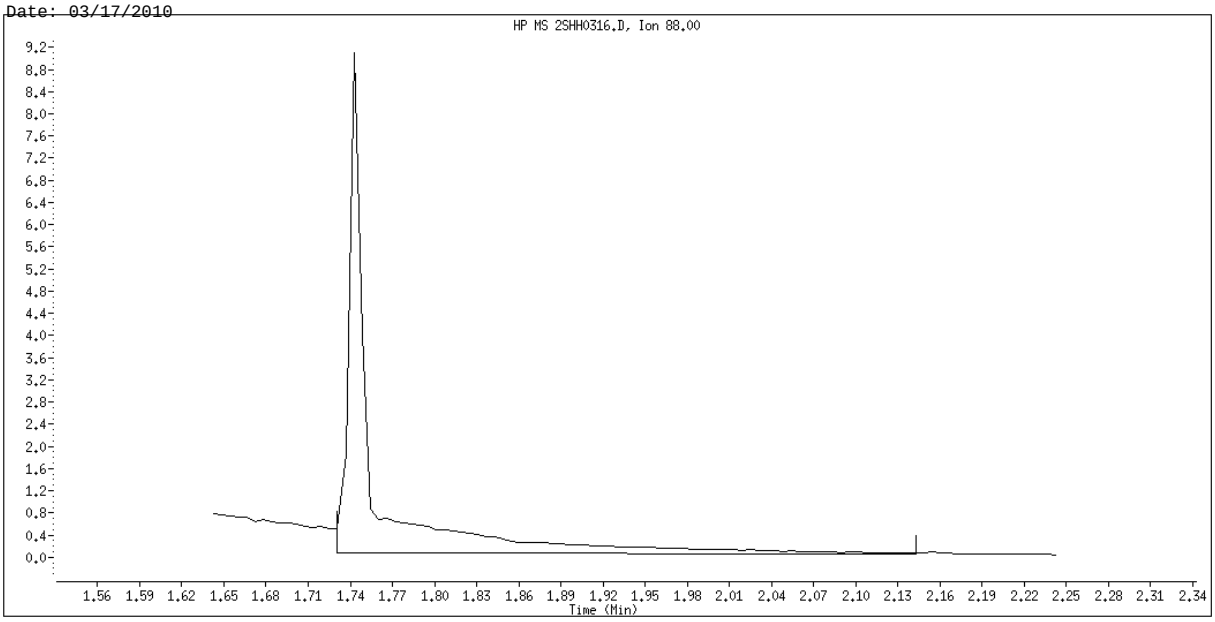

Original Integration

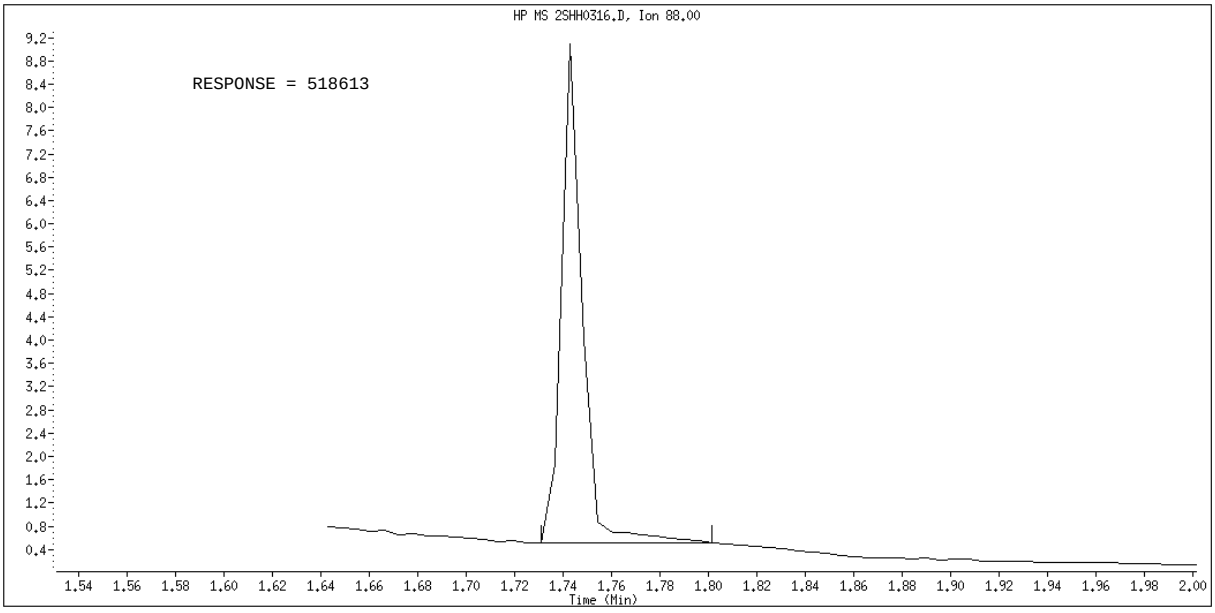

Manual Integration

Manually Integrated By: hulat
Manual Integration Reason: Poor Chromatography

TestAmerica North Canton

Semivolatile REPORT SW-846 Method 8270

Data file : \\cansvr11\dd\chem\MSS\a4ag2.i\00316A.b\2SHHH0316.D
Lab Smp Id: L9
Inj Date : 16-MAR-2010 12:43
Operator : 046900   Inst ID: a4ag2.i
Smp Info : L9,00316A.b,8270C-625,3-827042.SUB,1,,9
Misc Info :
Comment   :
Method   : \\cansvr11\dd\chem\MSS\a4ag2.i\00316A.b\8270C-625.m
Meth Date : 17-Mar-2010 06:16 a4ag2.i   Quant Type: ISTD
Cal Date : 16-MAR-2010 13:00   Cal File: 2SHH0316.D
Als bottle: 2   Calibration Sample, Level: 9
Dil Factor: 1.00000
Integrator: HP RTE   Compound Sublist: 3-827042.SUB
Target Version: 4.14
Processing Host: CANPMSSV04

	Compounds	QUANT SIG MASS	RT	EXP RT	REL RT	RESPONSE	AMOUNTS CAL-AMT (NG)	ON-COL (NG)
* 1	1,4-Dichlorobenzene-d4	152	3.566	3.566	(1.000)	250205	2.00000	(Q)
* 2	Naphthalene-d8	136	4.465	4.465	(1.000)	1108585	2.00000	
* 3	Acenaphthene-d10	164	5.742	5.742	(1.000)	575035	2.00000	
* 4	Phenanthrene-d10	188	6.836	6.836	(1.000)	918672	2.00000	
* 5	Chrysene-d12	240	8.824	8.824	(1.000)	1084917	2.00000	
* 6	Perylene-d12	264	10.265	10.265	(1.000)	929344	2.00000	
198	1,4-Dioxane	88	1.754	1.754	(0.492)	751461	12.5000	12.604(M)
9	Pyridine	79	1.948	1.948	(0.546)	2242778	12.5000	14.009(Q)
10	N-Nitrosodimethylamine	74	1.919	1.919	(0.538)	1184601	12.5000	13.009
12	3-Chloropropionitrile	54	2.324	2.324	(0.652)	1122221	12.5000	13.067(Q)
209	Benzaldehyde	77	3.271	3.271	(0.918)	808479	12.5000	7.6625
21	Aniline	93	3.348	3.348	(0.939)	3540669	12.5000	13.839
22	Phenol	94	3.289	3.289	(0.922)	2829570	12.5000	13.808
23	bis(2-Chloroethyl)ether	93	3.366	3.366	(0.944)	2310793	12.5000	13.182
24	2-Chlorophenol	128	3.430	3.430	(0.962)	2301371	12.5000	13.941
26	1,3-Dichlorobenzene	146	3.536	3.536	(0.992)	2224578	12.5000	13.395
27	1,4-Dichlorobenzene	146	3.583	3.583	(1.005)	2214418	12.5000	13.424
28	1,2-Dichlorobenzene	146	3.695	3.695	(1.036)	2152616	12.5000	13.466
29	Benzyl Alcohol	108	3.642	3.642	(1.021)	1517480	12.5000	13.891
30	2-Methylphenol	108	3.701	3.701	(1.038)	2100713	12.5000	13.891
31	bis(2-Chloroisopropyl)ether	45	3.730	3.730	(1.046)	2731616	12.5000	13.586
37	Acetophenone	105	3.836	3.836	(1.076)	3037396	12.5000	13.550
32	N-Nitroso-di-n-propylamine	70	3.830	3.830	(1.074)	1648002	12.5000	13.802
192	4-Methylphenol	108	3.807	3.807	(1.068)	2184157	12.5000	13.906
34	Hexachloroethane	117	3.930	3.930	(1.102)	926577	12.5000	13.735
35	Nitrobenzene	77	3.966	3.966	(0.888)	2463875	12.5000	13.899
41	Isophorone	82	4.124	4.124	(0.924)	4668937	12.5000	13.534
42	2-Nitrophenol	139	4.189	4.189	(0.938)	1168141	12.5000	13.897
43	2,4-Dimethylphenol	107	4.183	4.183	(0.937)	2349054	12.5000	13.338
44	bis(2-Chloroethoxy)methane	93	4.248	4.248	(0.951)	2567114	12.5000	13.280
46	2,4-Toluenediamene	121	5.289	5.289	(1.184)	573195	12.5000	6.6983

47	1,3,5-Trichlorobenzene	180	4.195	4.195 (0.939)	1914341	12.5000	13.553
48	2,4-Dichlorophenol	162	4.354	4.354 (0.975)	1742475	12.5000	14.137

	Compounds	QUANT SIG MASS	RT	EXP RT	REL RT	RESPONSE	AMOUNTS CAL-AMT (NG)	ON-COL (NG)
49	Benzoic Acid	122	4.301	4.301	(0.963)	2724986	25.0000	24.572(M)
50	1,2,4-Trichlorobenzene	180	4.418	4.418	(0.989)	1885824	12.5000	13.523
51	Naphthalene	128	4.483	4.483	(1.004)	6051956	12.5000	11.652(Q)
52	4-Chloroaniline	127	4.501	4.501	(1.008)	2991165	12.5000	13.492(M)
56	Hexachlorobutadiene	225	4.560	4.560	(1.021)	1077443	12.5000	14.125
210	Caprolactam	113	4.771	4.771	(1.068)	692460	12.5000	11.896
57	1,2,3-Trichlorobenzene	180	4.583	4.583	(1.026)	1771718	12.5000	13.446
59	4-Chloro-3-Methylphenol	107	4.830	4.830	(1.082)	2018076	12.5000	13.582
62	2-Methylnaphthalene	142	4.977	4.977	(1.115)	3704986	12.5000	13.189
63	1-Methylnaphthalene	142	5.054	5.054	(1.132)	4198382	12.5000	13.083
64	Hexachlorocyclopentadiene	237	5.095	5.095	(0.887)	1327908	12.5000	12.499
66	2,4,6-Trichlorophenol	196	5.171	5.171	(0.901)	1201919	12.5000	14.530
67	2,4,5-Trichlorophenol	196	5.201	5.201	(0.906)	1261084	12.5000	13.936
211	1,1'-Biphenyl	154	5.307	5.307	(0.924)	5304663	12.5000	13.382
68	1,2,3,5-Tetrachlorobenzene	216	5.089	5.089	(0.886)	1942386	12.5000	14.624
70	2-Chloronaphthalene	162	5.336	5.336	(0.929)	3960150	12.5000	13.704
73	2-Nitroaniline	65	5.395	5.395	(0.940)	1241801	12.5000	14.160
74	1,2,3,4-Tetrachlorobenzene	216	5.312	5.312	(0.925)	1737643	12.5000	14.263
76	Dimethylphthalate	163	5.507	5.507	(0.959)	4597420	12.5000	13.825
78	2,6-Dinitrotoluene	165	5.560	5.560	(0.968)	1012304	12.5000	14.196
79	Acenaphthylene	152	5.642	5.642	(0.983)	6567073	12.5000	13.438
80	1,2-Dinitrobenzene	168	5.612	5.612	(0.977)	504716	12.5000	14.371
81	3-Nitroaniline	138	5.695	5.695	(0.992)	1216347	12.5000	14.295
82	Acenaphthene	153	5.771	5.771	(1.005)	4038587	12.5000	13.094
83	2,4-Dinitrophenol	184	5.765	5.765	(1.004)	1392622	25.0000	24.860
85	4-Nitrophenol	109	5.789	5.789	(1.008)	764821	12.5000	12.229
86	Dibenzofuran	168	5.895	5.895	(1.027)	5573596	12.5000	13.480
87	2,4-Dinitrotoluene	165	5.860	5.860	(1.020)	1402884	12.5000	12.308
91	2,3,5,6-Tetrachlorophenol	232	5.942	5.942	(1.035)	1036422	12.5000	14.994
93	Diethylphthalate	149	6.012	6.012	(1.047)	4956424	12.5000	13.911
94	Fluorene	166	6.148	6.148	(1.071)	4773093	12.5000	13.635
95	4-Chlorophenyl-phenylether	204	6.124	6.124	(1.067)	2232385	12.5000	14.335
96	4-Nitroaniline	138	6.148	6.148	(1.071)	1382954	12.5000	12.230
98	4,6-Dinitro-2-methylphenol	198	6.165	6.165	(0.902)	748583	12.5000	12.394
99	N-Nitrosodiphenylamine	169	6.207	6.207	(0.908)	3420376	12.5000	13.719
100	1,2-Diphenylhydrazine	77	6.242	6.242	(0.913)	5512318	12.5000	13.946
106	4-Bromophenyl-phenylether	248	6.483	6.483	(0.948)	1252973	12.5000	14.411
107	Hexachlorobenzene	284	6.559	6.559	(0.960)	1381157	12.5000	14.958
212	Atrazine	200	6.571	6.571	(0.961)	716714	12.5000	12.047
111	Pentachlorophenol	266	6.695	6.695	(0.979)	1992968	25.0000	24.982
115	Phenanthrene	178	6.859	6.859	(1.003)	6373592	12.5000	12.686
116	Anthracene	178	6.895	6.895	(1.009)	6231139	12.5000	12.496
119	Carbazole	167	7.001	7.001	(1.024)	6736034	12.5000	14.074
120	Di-n-Butylphthalate	149	7.201	7.201	(1.053)	7171009	12.5000	12.337
123	Fluoranthene	202	7.742	7.742	(1.132)	6981589	12.5000	13.639
124	Benzidine	184	7.806	7.806	(0.885)	4107153	12.5000	13.337
125	Pyrene	202	7.918	7.918	(0.897)	7329738	12.5000	13.060
131	Butylbenzylphthalate	149	8.324	8.324	(0.943)	3746818	12.5000	13.731
133	3,3'-Dimethoxybenzidine	244	8.730	8.730	(0.989)	1581959	12.5000	13.636
135	3,3'-Dichlorobenzidine	252	8.771	8.771	(0.994)	3101156	12.5000	14.779
136	Benzo(a)Anthracene	228	8.818	8.818	(0.999)	7617884	12.5000	13.566
137	Chrysene	228	8.848	8.848	(1.003)	7077774	12.5000	13.528

138	4,4'-Methylene bis(o-chloroan	231	8.765	8.765 (0.993)	1529563	12.5000	12.351
139	bis(2-ethylhexyl)Phthalate	149	8.736	8.736 (0.990)	5472781	12.5000	13.885

Compounds	QUANT SIG MASS	RT	EXP RT	REL RT	RESPONSE	AMOUNTS CAL-AMT (NG)	AMOUNTS ON-COL (NG)
140 Di-n-octylphthalate	149	9.271	9.271	(0.903)	8730024	12.5000	12.127
141 Benzo(b)fluoranthene	252	9.824	9.824	(0.957)	7495466	12.5000	14.614
142 Benzo(k)fluoranthene	252	9.853	9.853	(0.960)	7539401	12.5000	14.462
146 Benzo(a)pyrene	252	10.212	10.212	(0.995)	6659694	12.5000	14.519
149 Indeno(1,2,3-cd)pyrene	276	11.871	11.871	(1.156)	7832883	12.5000	14.923
150 Dibenz(a,h)anthracene	278	11.871	11.871	(1.156)	6704612	12.5000	15.117
151 Benzo(g,h,i)perylene	276	12.347	12.347	(1.203)	5996512	12.5000	14.301
$ 154 Nitrobenzene-d5	82	3.948	3.948	(0.884)	2726732	12.5000	13.834
$ 155 2-Fluorobiphenyl	172	5.230	5.230	(0.911)	4511306	12.5000	13.592
$ 156 Terphenyl-d14	244	7.989	7.989	(0.905)	4949433	12.5000	13.996
$ 157 Phenol-d5	99	3.277	3.277	(0.919)	2691263	12.5000	13.757
$ 158 2-Fluorophenol	112	2.695	2.695	(0.756)	1904736	12.5000	13.204
$ 159 2,4,6-Tribromophenol	330	6.318	6.318	(1.100)	611440	12.5000	12.378
$ 186 2-Chlorophenol-d4	132	3.418	3.418	(0.959)	2093556	12.5000	13.827
$ 187 1,2-Dichlorobenzene-d4	152	3.683	3.683	(1.033)	1343580	12.5000	13.423
M 195 Cresols, total	100				4284870	12.5000	
101 Diphenylamine	169	6.207	6.207	(0.908)	3420376	12.5000	13.719

QC Flag Legend

Q - Qualifier signal failed the ratio test.
M - Compound response manually integrated.

TestAmerica North Canton

INTERNAL STANDARD COMPOUNDS
AREA AND RT SUMMARY

Instrument ID: a4ag2.i
Lab File ID: 2SHHH0316.D
Lab Smp Id: L9
Analysis Type: SV
Quant Type: ISTD
Operator: 046900
Method File: \\cansvr11\dd\chem\MSS\a4ag2.i\00316A.b\8270C-625.m
Misc Info:

Calibration Date: 16-MAR-2010
Calibration Time: 13:35
Level:
Sample Type:

COMPOUND	STANDARD	AREA LIMIT LOWER	AREA LIMIT UPPER	SAMPLE	%DIFF
1 1,4-Dichlorobenze	321356	160678	642712	250205	-22.14
2 Naphthalene-d8	1381712	690856	2763424	1108585	-19.77
3 Acenaphthene-d10	718496	359248	1436992	575035	-19.97
4 Phenanthrene-d10	1160355	580178	2320710	918672	-20.83
5 Chrysene-d12	1313703	656852	2627406	1084917	-17.42
6 Perylene-d12	1198016	599008	2396032	929344	-22.43

COMPOUND	STANDARD	RT LIMIT LOWER	RT LIMIT UPPER	SAMPLE	%DIFF
1 1,4-Dichlorobenze	3.57	3.07	4.07	3.57	-0.00
2 Naphthalene-d8	4.47	3.97	4.97	4.47	-0.00
3 Acenaphthene-d10	5.74	5.24	6.24	5.74	-0.00
4 Phenanthrene-d10	6.83	6.33	7.33	6.84	0.09
5 Chrysene-d12	8.81	8.31	9.31	8.82	0.20
6 Perylene-d12	10.25	9.75	10.75	10.27	0.17

AREA UPPER LIMIT = +100% of internal standard area.
AREA LOWER LIMIT = - 50% of internal standard area.
RT UPPER LIMIT = + 0.50 minutes of internal standard RT.
RT LOWER LIMIT = - 0.50 minutes of internal standard RT.



Data File: \\cansvr11\dd\chem\MSS\a4ag2.i\00316A.b\2SHHH0316.D

Date : 16-MAR-2010 12:43

Client ID:

Sample Info: L9,00316A,b,8270C-625,3-827042,SUB,1,,9

Column phase: db5.625

Instrument: a4ag2.i

Operator: 046900

Column diameter: 0.32

Data File Name: 2SHHH0316.D
Inj. Date and Time: 16-MAR-2010 12:43
Instrument ID: a4ag2.i
Client ID:
Compound Name: 1,4-Dioxane
CAS #: 123-91-1
Report Date: 03/17/2010

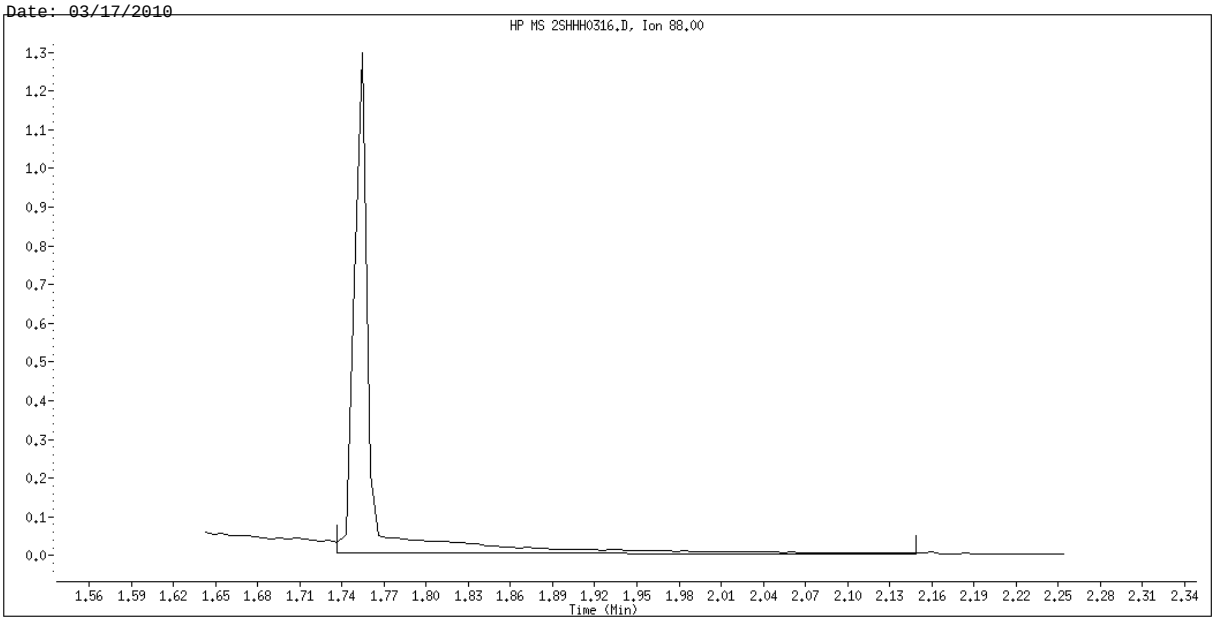

Original Integration

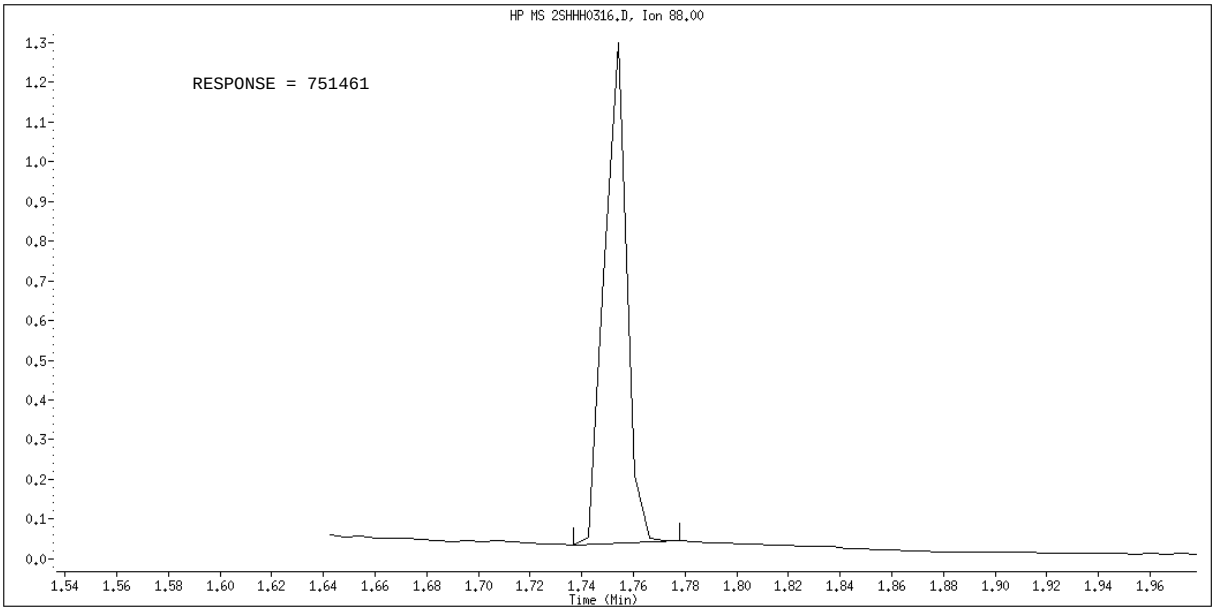

Manual Integration

Manually Integrated By: hulat
Manual Integration Reason: Poor Chromatography

Data File Name: 2SHHH0316.D
Inj. Date and Time: 16-MAR-2010 12:43
Instrument ID: a4ag2.i
Client ID:
Compound Name: Benzoic Acid
CAS #: 65-85-0
Report Date: 03/17/2010

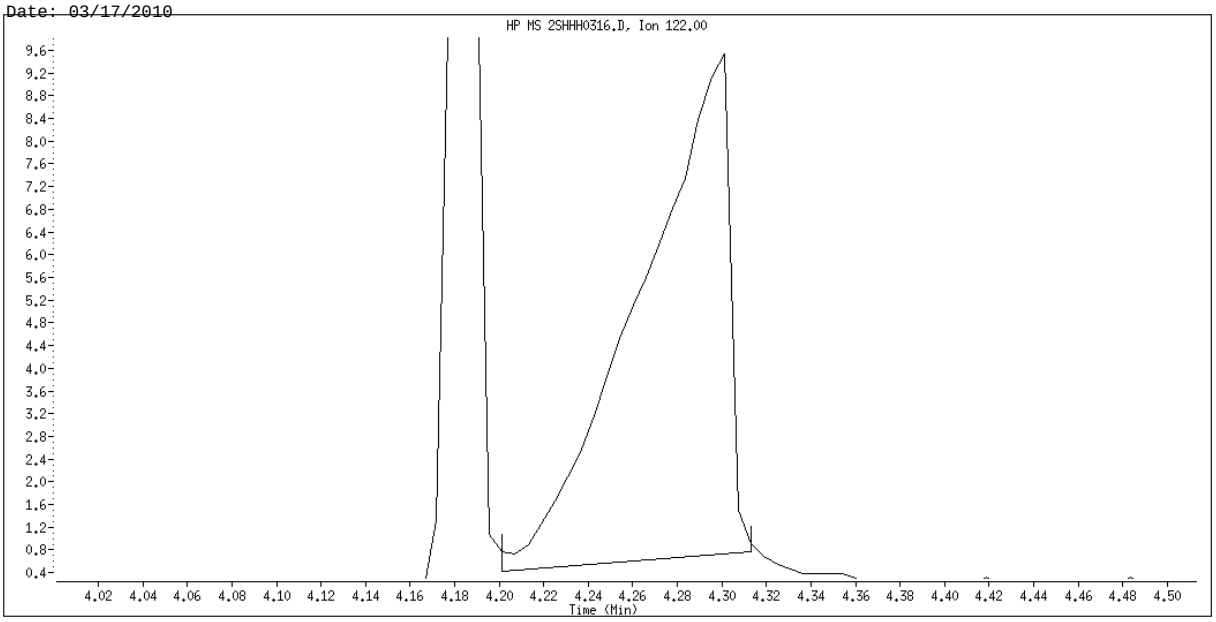

Original Integration

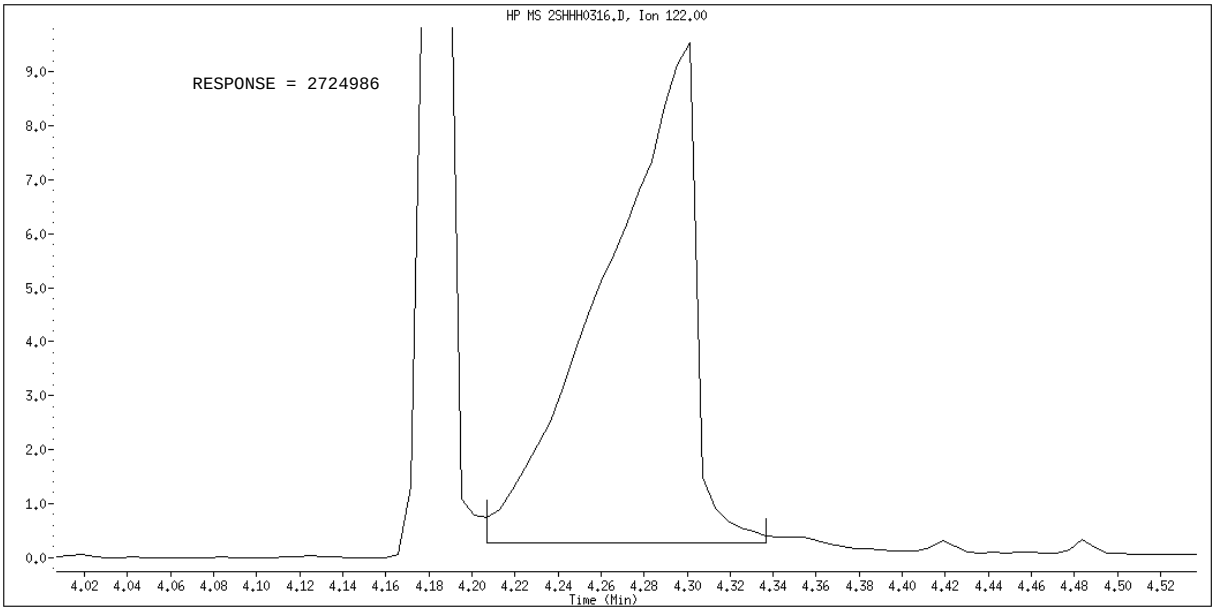

Manual Integration

Manually Integrated By: hulat
Manual Integration Reason: Poor Chromatography

Data File Name: 2SHHH0316.D
Inj. Date and Time: 16-MAR-2010 12:43
Instrument ID: a4ag2.i
Client ID:
Compound Name: 4-Chloroaniline
CAS #: 106-47-8
Report Date: 03/17/2010

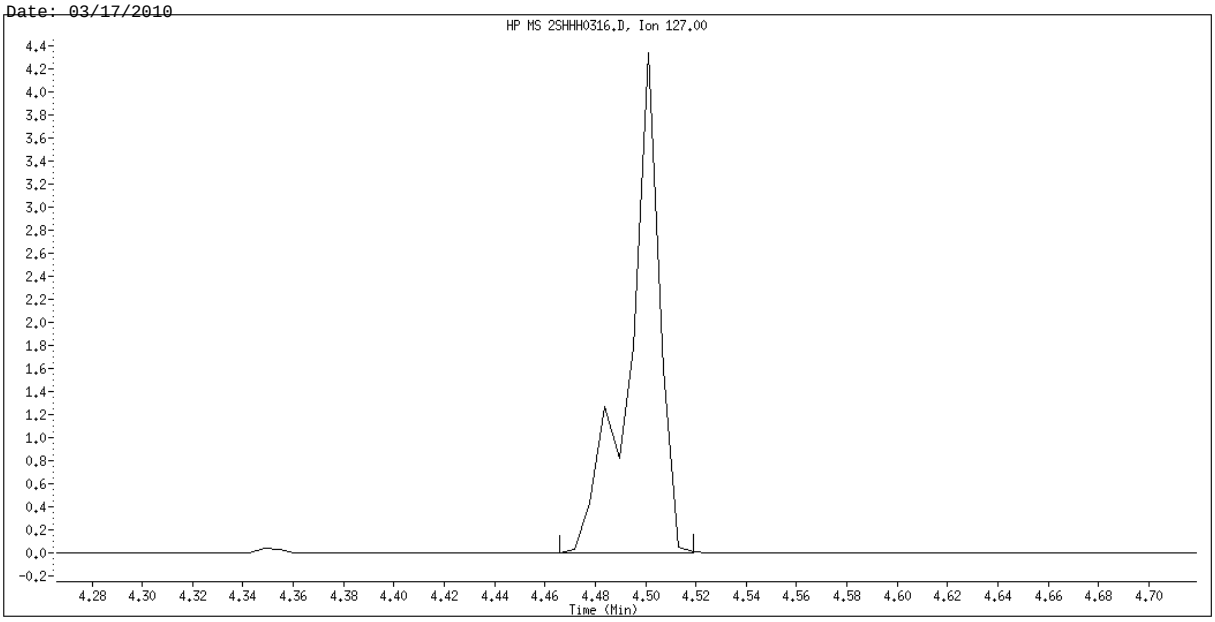

Original Integration

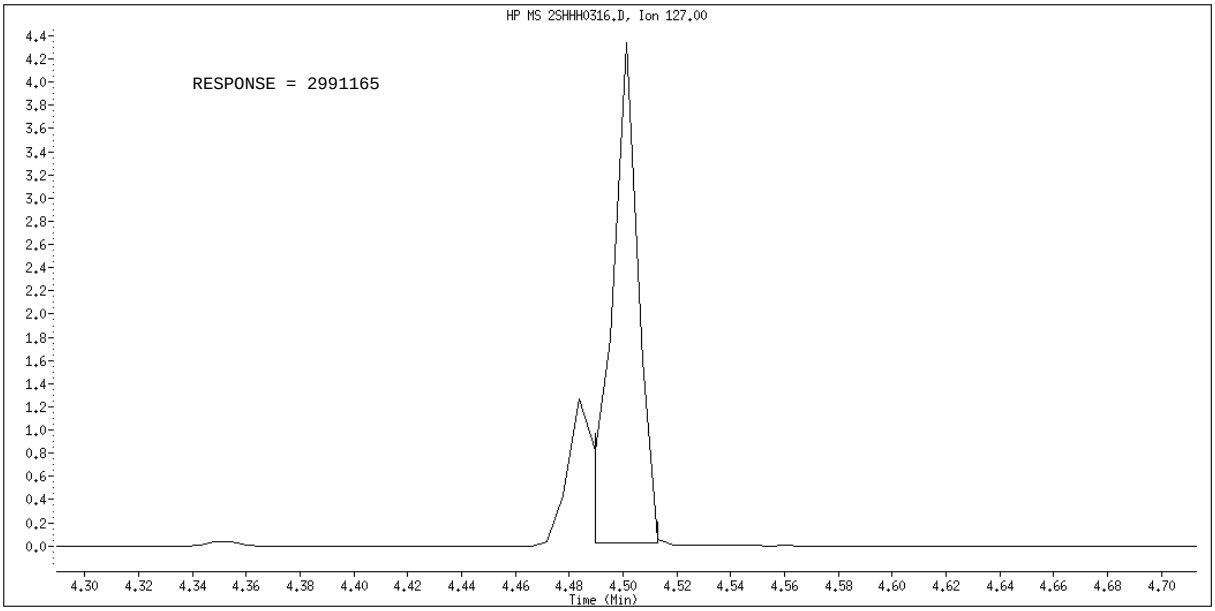

Manual Integration

Manually Integrated By: hulat
Manual Integration Reason: Poor Chromatography

TestAmerica North Canton

Semivolatile REPORT SW-846 Method 8270

Data file : \\cansvr11\dd\chem\MSS\a4ag2.i\00316A.b\2SL0316.D
Lab Smp Id: L2
Inj Date : 16-MAR-2010 14:44
Operator : 046900 Inst ID: a4ag2.i
Smp Info : L2,00316A.b,8270C-625,3-827042.SUB,1,,2
Misc Info :
Comment :
Method : \\cansvr11\dd\chem\MSS\a4ag2.i\00316A.b\8270C-625.m
Meth Date : 17-Mar-2010 06:14 a4ag2.i Quant Type: ISTD
Cal Date : 16-MAR-2010 15:01 Cal File: 2SLL0316.D
Als bottle: 9 Calibration Sample, Level: 2
Dil Factor: 1.00000
Integrator: HP RTE Compound Sublist: 3-827042.SUB
Target Version: 4.14
Processing Host: CANPMSSV04

	Compounds	QUANT SIG MASS	RT	EXP RT	REL RT	RESPONSE	AMOUNTS CAL-AMT (NG)	ON-COL (NG)
* 1	1,4-Dichlorobenzene-d4	152	3.566	3.566	(1.000)	344494	2.00000	
* 2	Naphthalene-d8	136	4.460	4.460	(1.000)	1443359	2.00000	
* 3	Acenaphthene-d10	164	5.736	5.736	(1.000)	774670	2.00000	
* 4	Phenanthrene-d10	188	6.830	6.830	(1.000)	1191198	2.00000	
* 5	Chrysene-d12	240	8.807	8.807	(1.000)	1367903	2.00000	
* 6	Perylene-d12	264	10.242	10.242	(1.000)	1258589	2.00000	
198	1,4-Dioxane	88	1.754	1.754	(0.492)	19157	0.25000	0.23337(QM)
9	Pyridine	79	1.954	1.954	(0.548)	49844	0.25000	0.22613(Q)
10	N-Nitrosodimethylamine	74	1.913	1.913	(0.537)	32134	0.25000	0.25630(Q)
12	3-Chloropropionitrile	54	2.319	2.319	(0.650)	29594	0.25000	0.25028(Q)
209	Benzaldehyde	77	3.272	3.272	(0.918)	38960	0.25000	0.26818
21	Aniline	93	3.336	3.336	(0.936)	77803	0.25000	0.22087
22	Phenol	94	3.277	3.277	(0.919)	64936	0.25000	0.23016
23	bis(2-Chloroethyl)ether	93	3.354	3.354	(0.941)	62862	0.25000	0.26045
24	2-Chlorophenol	128	3.425	3.425	(0.960)	52133	0.25000	0.22937
26	1,3-Dichlorobenzene	146	3.530	3.530	(0.990)	57121	0.25000	0.24982
27	1,4-Dichlorobenzene	146	3.577	3.577	(1.003)	57172	0.25000	0.25173
28	1,2-Dichlorobenzene	146	3.689	3.689	(1.035)	54820	0.25000	0.24908
29	Benzyl Alcohol	108	3.636	3.636	(1.020)	35156	0.25000	0.23374
30	2-Methylphenol	108	3.695	3.695	(1.036)	47931	0.25000	0.23020
31	bis(2-Chloroisopropyl)ether	45	3.725	3.725	(1.045)	69839	0.25000	0.25228
37	Acetophenone	105	3.825	3.825	(1.073)	74552	0.25000	0.24156
32	N-Nitroso-di-n-propylamine	70	3.813	3.813	(1.069)	38841	0.25000	0.23626
192	4-Methylphenol	108	3.795	3.795	(1.064)	48944	0.25000	0.22632
34	Hexachloroethane	117	3.930	3.930	(1.102)	22333	0.25000	0.24044
35	Nitrobenzene	77	3.954	3.954	(0.887)	53220	0.25000	0.23058
41	Isophorone	82	4.113	4.113	(0.922)	108260	0.25000	0.24102
42	2-Nitrophenol	139	4.177	4.177	(0.937)	21421	0.25000	0.19573
43	2,4-Dimethylphenol	107	4.177	4.177	(0.937)	51590	0.25000	0.22498
44	bis(2-Chloroethoxy)methane	93	4.242	4.242	(0.951)	59601	0.25000	0.23681
46	2,4-Toluenediamene	121	5.277	5.277	(1.183)	29049	0.25000	0.26073

47	1,3,5-Trichlorobenzene	180	4.189	4.189 (0.939)	45063	0.25000	0.24503
48	2,4-Dichlorophenol	162	4.342	4.342 (0.974)	33127	0.25000	0.20642
49	Benzoic Acid	122	Compound Not Detected.				

	Compounds	QUANT SIG MASS	RT	EXP RT	REL RT	RESPONSE	AMOUNTS CAL-AMT (NG)	AMOUNTS ON-COL (NG)
50	1,2,4-Trichlorobenzene	180	4.413	4.413	(0.989)	43271	0.25000	0.23832
51	Naphthalene	128	4.477	4.477	(1.004)	164666	0.25000	0.24349
52	4-Chloroaniline	127	4.495	4.495	(1.008)	69668	0.25000	0.24136
56	Hexachlorobutadiene	225	4.560	4.560	(1.022)	23673	0.25000	0.23837
210	Caprolactam	113	4.719	4.719	(1.058)	11595	0.25000	0.30176
57	1,2,3-Trichlorobenzene	180	4.577	4.577	(1.026)	43628	0.25000	0.25431
59	4-Chloro-3-Methylphenol	107	4.819	4.819	(1.080)	42385	0.25000	0.21910
62	2-Methylnaphthalene	142	4.972	4.972	(1.115)	89369	0.25000	0.24435
63	1-Methylnaphthalene	142	5.048	5.048	(1.132)	102709	0.25000	0.24582
64	Hexachlorocyclopentadiene	237	5.089	5.089	(0.887)	20286	0.25000	0.29858
66	2,4,6-Trichlorophenol	196	5.166	5.166	(0.901)	21962	0.25000	0.19707
67	2,4,5-Trichlorophenol	196	5.195	5.195	(0.906)	28192	0.25000	0.23126
211	1,1'-Biphenyl	154	5.301	5.301	(0.924)	127476	0.25000	0.23872
68	1,2,3,5-Tetrachlorobenzene	216	5.083	5.083	(0.886)	40817	0.25000	0.22812
70	2-Chloronaphthalene	162	5.330	5.330	(0.929)	92423	0.25000	0.23742
73	2-Nitroaniline	65	5.383	5.383	(0.938)	25055	0.25000	0.21207
74	1,2,3,4-Tetrachlorobenzene	216	5.301	5.301	(0.924)	37804	0.25000	0.23034
76	Dimethylphthalate	163	5.495	5.495	(0.958)	102417	0.25000	0.22862
78	2,6-Dinitrotoluene	165	5.548	5.548	(0.967)	19178	0.25000	0.19963
79	Acenaphthylene	152	5.636	5.636	(0.983)	155358	0.25000	0.23598
80	1,2-Dinitrobenzene	168	5.595	5.595	(0.975)	9045	0.25000	0.19117
81	3-Nitroaniline	138	5.677	5.677	(0.990)	23242	0.25000	0.20275
82	Acenaphthene	153	5.760	5.760	(1.004)	98524	0.25000	0.23711
83	2,4-Dinitrophenol	184	Compound Not Detected.					
85	4-Nitrophenol	109	Compound Not Detected.					
86	Dibenzofuran	168	5.883	5.883	(1.026)	133636	0.25000	0.23991
87	2,4-Dinitrotoluene	165	5.842	5.842	(1.018)	23119	0.25000	0.27474
91	2,3,5,6-Tetrachlorophenol	232	5.936	5.936	(1.035)	18091	0.25000	0.19427
93	Diethylphthalate	149	6.001	6.001	(1.046)	114095	0.25000	0.23770
94	Fluorene	166	6.136	6.136	(1.070)	108329	0.25000	0.22971
95	4-Chlorophenyl-phenylether	204	6.113	6.113	(1.066)	48729	0.25000	0.23227
96	4-Nitroaniline	138	6.124	6.124	(1.068)	22046	0.25000	0.30007
98	4,6-Dinitro-2-methylphenol	198	Compound Not Detected.					
99	N-Nitrosodiphenylamine	169	6.195	6.195	(0.907)	78307	0.25000	0.24223
100	1,2-Diphenylhydrazine	77	6.230	6.230	(0.912)	122705	0.25000	0.23942
106	4-Bromophenyl-phenylether	248	6.477	6.477	(0.948)	27409	0.25000	0.24312
107	Hexachlorobenzene	284	6.554	6.554	(0.960)	28521	0.25000	0.23822
212	Atrazine	200	6.560	6.560	(0.960)	19771	0.25000	0.25629
111	Pentachlorophenol	266	Compound Not Detected.					
115	Phenanthrene	178	6.848	6.848	(1.003)	159040	0.25000	0.24414
116	Anthracene	178	6.883	6.883	(1.008)	154251	0.25000	0.23856
119	Carbazole	167	6.989	6.989	(1.023)	147458	0.25000	0.23761
120	Di-n-Butylphthalate	149	7.195	7.195	(1.053)	178745	0.25000	0.23717
123	Fluoranthene	202	7.730	7.730	(1.132)	151012	0.25000	0.22752
124	Benzidine	184	7.801	7.801	(0.886)	64243	0.25000	0.16546
125	Pyrene	202	7.907	7.907	(0.898)	163826	0.25000	0.23152
131	Butylbenzylphthalate	149	8.312	8.312	(0.944)	74966	0.25000	0.21790
133	3,3'-Dimethoxybenzidine	244	8.707	8.707	(0.989)	24903	0.25000	0.17025
135	3,3'-Dichlorobenzidine	252	8.748	8.748	(0.993)	55228	0.25000	0.20874
136	Benzo(a)Anthracene	228	8.795	8.795	(0.999)	169334	0.25000	0.23918
137	Chrysene	228	8.824	8.824	(1.002)	157003	0.25000	0.23801
138	4,4'-Methylene bis(o-chloroan	231	8.736	8.736	(0.992)	25052	0.25000	0.31068

139	bis(2-ethylhexyl)Phthalate	149	8.718	8.718 (0.990)	106742	0.25000	0.21480
140	Di-n-octylphthalate	149	9.254	9.254 (0.904)	158680	0.25000	0.32083

	Compounds	QUANT SIG MASS	RT	EXP RT	REL RT	RESPONSE	AMOUNTS CAL-AMT (NG)	AMOUNTS ON-COL (NG)
141	Benzo(b)fluoranthene	252	9.789	9.789	(0.956)	159036	0.25000	0.22896
142	Benzo(k)fluoranthene	252	9.818	9.818	(0.959)	152756	0.25000	0.21636
146	Benzo(a)pyrene	252	10.171	10.171	(0.993)	138799	0.25000	0.22344
149	Indeno(1,2,3-cd)pyrene	276	11.795	11.795	(1.152)	157504	0.25000	0.22158
150	Dibenz(a,h)anthracene	278	11.800	11.800	(1.152)	133643	0.25000	0.22250
151	Benzo(g,h,i)perylene	276	12.271	12.271	(1.198)	130129	0.25000	0.22916
$ 154	Nitrobenzene-d5	82	3.942	3.942	(0.884)	59913	0.25000	0.23346
$ 155	2-Fluorobiphenyl	172	5.224	5.224	(0.911)	108027	0.25000	0.24160
$ 156	Terphenyl-d14	244	7.983	7.983	(0.906)	103526	0.25000	0.23219
$ 157	Phenol-d5	99	3.266	3.266	(0.916)	62919	0.25000	0.23359
$ 158	2-Fluorophenol	112	2.695	2.695	(0.756)	47070	0.25000	0.23698
$ 159	2,4,6-Tribromophenol	330	6.313	6.313	(1.100)	10191	0.25000	0.30120
$ 186	2-Chlorophenol-d4	132	3.413	3.413	(0.957)	48769	0.25000	0.23393
$ 187	1,2-Dichlorobenzene-d4	152	3.677	3.677	(1.031)	33287	0.25000	0.24154
M 195	Cresols, total	100				96875	0.25000	
101	Diphenylamine	169	6.195	6.195	(0.907)	78307	0.25000	0.24223

QC Flag Legend

Q - Qualifier signal failed the ratio test.
M - Compound response manually integrated.

TestAmerica North Canton

INTERNAL STANDARD COMPOUNDS
AREA AND RT SUMMARY

Instrument ID: a4ag2.i
Lab File ID: 2SL0316.D
Lab Smp Id: L2
Analysis Type: SV
Quant Type: ISTD
Operator: 046900
Method File: \\cansvr11\dd\chem\MSS\a4ag2.i\00316A.b\8270C-625.m
Misc Info:

Calibration Date: 16-MAR-2010
Calibration Time: 15:19
Level:
Sample Type:

COMPOUND	STANDARD	AREA LIMIT LOWER	AREA LIMIT UPPER	SAMPLE	%DIFF
1 1,4-Dichlorobenze	364606	182303	729212	344494	-5.52
2 Naphthalene-d8	1587553	793777	3175106	1443359	-9.08
3 Acenaphthene-d10	862883	431442	1725766	774670	-10.22
4 Phenanthrene-d10	1370875	685438	2741750	1191198	-13.11
5 Chrysene-d12	1568083	784042	3136166	1367903	-12.77
6 Perylene-d12	1423598	711799	2847196	1258589	-11.59

COMPOUND	STANDARD	RT LIMIT LOWER	RT LIMIT UPPER	SAMPLE	%DIFF
1 1,4-Dichlorobenze	3.57	3.07	4.07	3.57	-0.00
2 Naphthalene-d8	4.47	3.97	4.97	4.46	-0.13
3 Acenaphthene-d10	5.74	5.24	6.24	5.74	-0.10
4 Phenanthrene-d10	6.84	6.34	7.34	6.83	-0.09
5 Chrysene-d12	8.81	8.31	9.31	8.81	-0.07
6 Perylene-d12	10.25	9.75	10.75	10.24	-0.12

AREA UPPER LIMIT = +100% of internal standard area.
AREA LOWER LIMIT = - 50% of internal standard area.
RT UPPER LIMIT = + 0.50 minutes of internal standard RT.
RT LOWER LIMIT = - 0.50 minutes of internal standard RT.

Data File: \\cansvr11\dd\chem\MSS\a4ag2.i\00316A.b\2SL0316.D

Page 1

Date : 16-MAR-2010 14:44

Client ID:

Instrument: a4ag2.i

Sample Info: L2,00316A.b,8270C-625,3-827042,SUB,1,,2

Operator: 046900

Column phase: db5.625

Column diameter: 0.32

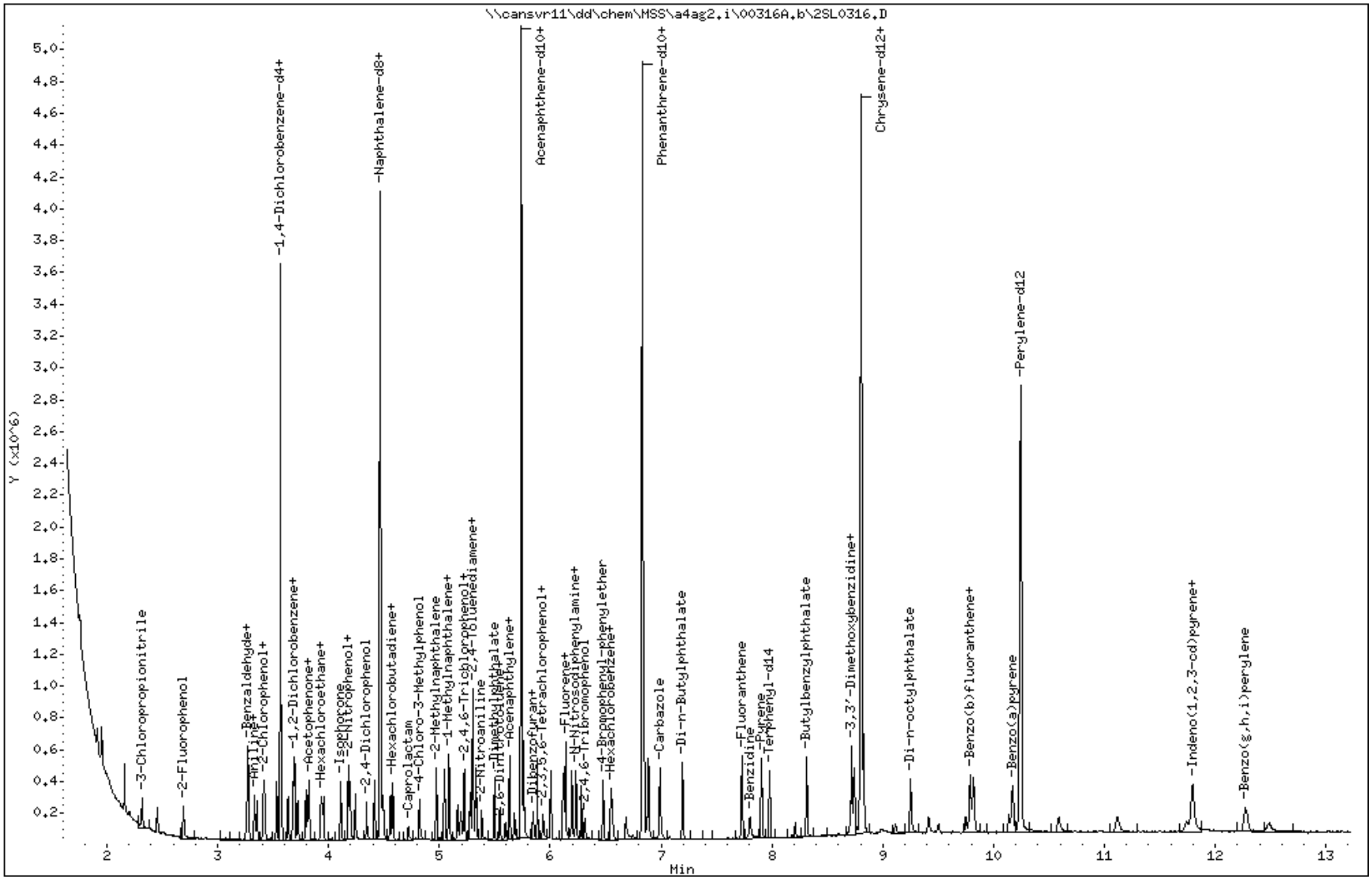

Data File Name: 2SL0316.D
Inj. Date and Time: 16-MAR-2010 14:44
Instrument ID: a4ag2.i
Client ID:
Compound Name: 1,4-Dioxane
CAS #: 123-91-1
Report Date: 03/17/2010

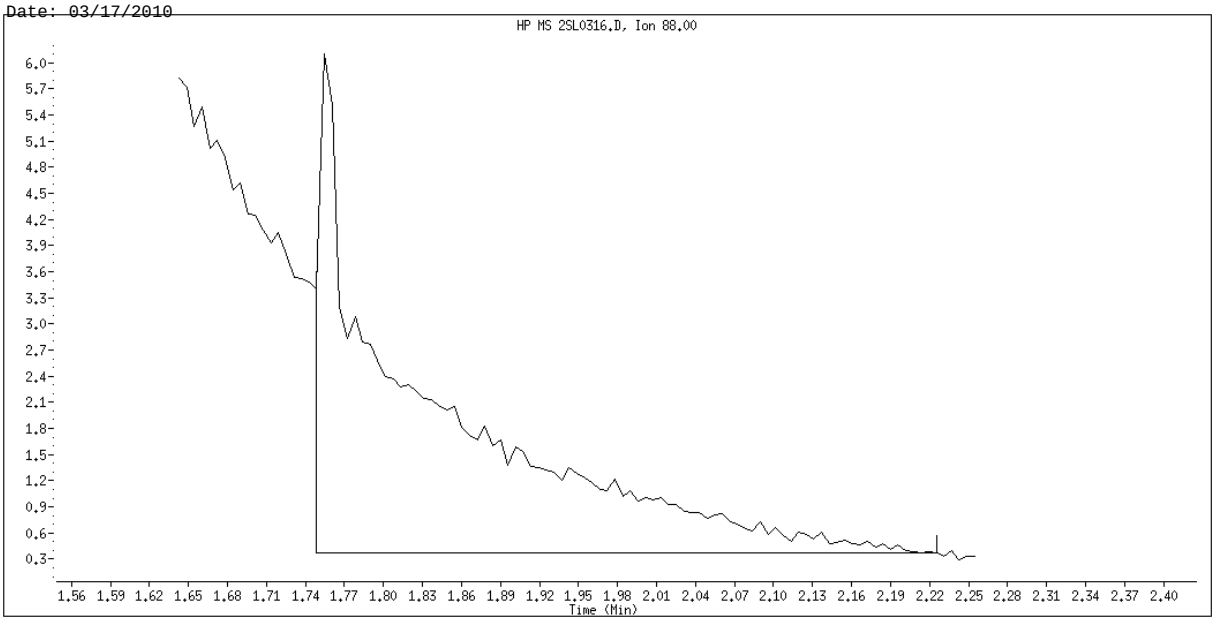

Original Integration

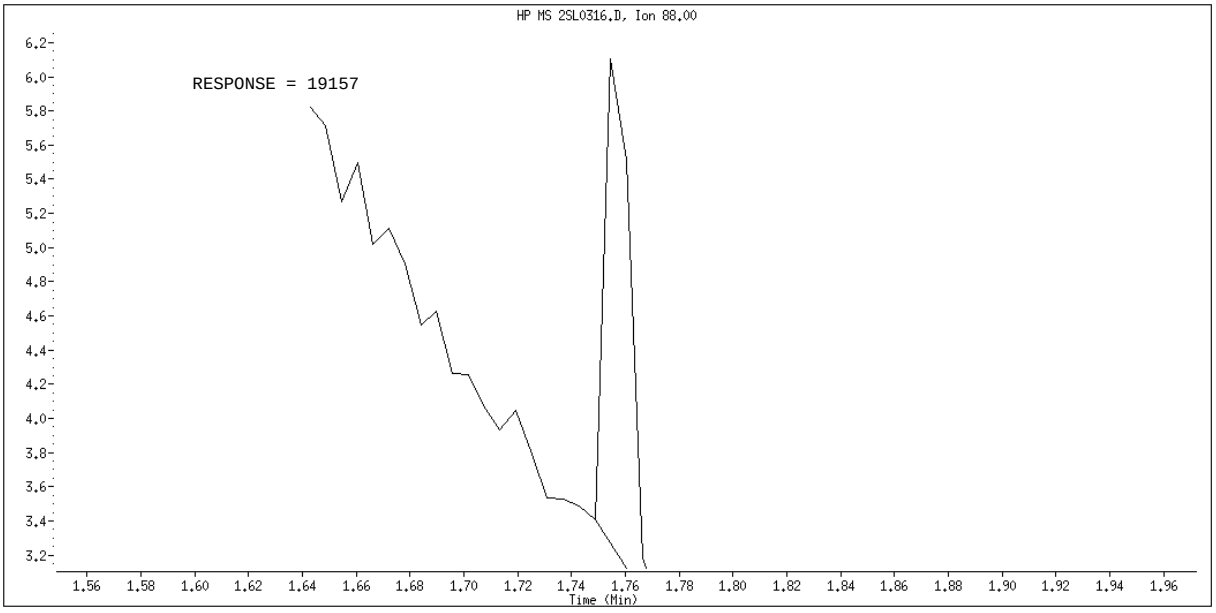

Manual Integration

Manually Integrated By: hulat
Manual Integration Reason: Poor Chromatography

TestAmerica North Canton

Semivolatile REPORT SW-846 Method 8270

Data file : \\cansvr11\dd\chem\MSS\a4ag2.i\00316A.b\2SLL0316.D
Lab Smp Id: L1
Inj Date : 16-MAR-2010 15:01
Operator : 046900 Inst ID: a4ag2.i
Smp Info : L1,00316A.b,8270C-625,PAH.SUB,1,,1
Misc Info :
Comment   :
Method   : \\cansvr11\dd\chem\MSS\a4ag2.i\00316A.b\8270C-625.m
Meth Date : 17-Mar-2010 06:14 a4ag2.i Quant Type: ISTD
Cal Date : 16-MAR-2010 14:27 Cal File: 2SML0316.D
Als bottle: 10 Calibration Sample, Level: 1
Dil Factor: 1.00000
Integrator: HP RTE Compound Sublist: PAH.SUB
Target Version: 4.14
Processing Host: CANPMSSV04

		QUANT SIG					AMOUNTS CAL-AMT	AMOUNTS ON-COL	
	Compounds	MASS	RT	EXP RT	REL RT	RESPONSE	(NG)	(NG)	
*	1 1,4-Dichlorobenzene-d4	152	3.566	3.566	(1.000)	263087	2.00000		(Q)
*	2 Naphthalene-d8	136	4.460	4.460	(1.000)	1058267	2.00000		
*	3 Acenaphthene-d10	164	5.736	5.736	(1.000)	564011	2.00000		
*	4 Phenanthrene-d10	188	6.830	6.830	(1.000)	857854	2.00000		
*	5 Chrysene-d12	240	8.807	8.807	(1.000)	945280	2.00000		
*	6 Perylene-d12	264	10.248	10.248	(1.000)	857456	2.00000		
	23 bis(2-Chloroethyl)ether	93	3.354	3.354	(0.941)	11183	0.05000	0.060670	
	35 Nitrobenzene	77	3.954	3.954	(0.887)	7860	0.05000	0.046447	
	51 Naphthalene	128	4.477	4.477	(1.004)	27765	0.05000	0.055997	
	62 2-Methylnaphthalene	142	4.972	4.972	(1.115)	14223	0.05000	0.053040	
	63 1-Methylnaphthalene	142	5.048	5.048	(1.132)	16120	0.05000	0.052621	
	70 2-Chloronaphthalene	162	5.330	5.330	(0.929)	14491	0.05000	0.051128	
	79 Acenaphthylene	152	5.636	5.636	(0.983)	24158	0.05000	0.050401	
	82 Acenaphthene	153	5.760	5.760	(1.004)	16159	0.05000	0.053414	
	86 Dibenzofuran	168	5.883	5.883	(1.026)	21043	0.05000	0.051888	
	94 Fluorene	166	6.136	6.136	(1.070)	17867	0.05000	0.052038	
	107 Hexachlorobenzene	284	6.554	6.554	(0.960)	4595	0.05000	0.053292	
	115 Phenanthrene	178	6.848	6.848	(1.003)	27045	0.05000	0.057649	
	116 Anthracene	178	6.889	6.889	(1.009)	25265	0.05000	0.054259	
	123 Fluoranthene	202	7.730	7.730	(1.132)	25535	0.05000	0.053421	
	125 Pyrene	202	7.907	7.907	(0.898)	26481	0.05000	0.054156	
	136 Benzo(a)Anthracene	228	8.795	8.795	(0.999)	26955	0.05000	0.055094	
	137 Chrysene	228	8.824	8.824	(1.002)	26118	0.05000	0.057296	
	141 Benzo(b)fluoranthene	252	9.818	9.818	(0.958)	26071	0.05000	0.055093	
	142 Benzo(k)fluoranthene	252	9.818	9.818	(0.958)	26071	0.05000	0.054200	
	146 Benzo(a)pyrene	252	10.177	10.177	(0.993)	20974	0.05000	0.049560	
	149 Indeno(1,2,3-cd)pyrene	276	11.795	11.795	(1.151)	20991	0.05000	0.043345	
	150 Dibenz(a,h)anthracene	278	11.806	11.806	(1.152)	16608	0.05000	0.040585	
	151 Benzo(g,h,i)perylene	276	12.283	12.283	(1.199)	18627	0.05000	0.048149	
$	154 Nitrobenzene-d5	82	3.942	3.942	(0.884)	8998	0.05000	0.047821	
$	155 2-Fluorobiphenyl	172	5.224	5.224	(0.911)	17332	0.05000	0.053241	

$ 156 Terphenyl-d14	244	7.983	7.983 (0.906)	15793	0.05000	0.051258
$ 157 Phenol-d5	99	3.266	3.266 (0.916)	10075	0.05000	0.048978

Compounds	QUANT SIG MASS	RT	EXP RT	REL RT	RESPONSE	AMOUNTS CAL-AMT (NG)	AMOUNTS ON-COL (NG)
$ 158 2-Fluorophenol	112	2.695	2.695	(0.756)	7779	0.05000	0.051284
$ 159 2,4,6-Tribromophenol	330	Compound Not Detected.					

QC Flag Legend

Q - Qualifier signal failed the ratio test.

TestAmerica North Canton

INTERNAL STANDARD COMPOUNDS
AREA AND RT SUMMARY

Instrument ID: a4ag2.i
Lab File ID: 2SLL0316.D
Lab Smp Id: L1
Analysis Type: SV
Quant Type: ISTD
Operator: 046900
Method File: \\cansvr11\dd\chem\MSS\a4ag2.i\00316A.b\8270C-625.m
Misc Info:

Calibration Date: 16-MAR-2010
Calibration Time: 15:19
Level:
Sample Type:

		AREA LIMIT			
COMPOUND	STANDARD	LOWER	UPPER	SAMPLE	%DIFF
1 1,4-Dichlorobenze	364606	182303	729212	263087	-27.84
2 Naphthalene-d8	1587553	793777	3175106	1058267	-33.34
3 Acenaphthene-d10	862883	431442	1725766	564011	-34.64
4 Phenanthrene-d10	1370875	685438	2741750	857854	-37.42
5 Chrysene-d12	1568083	784042	3136166	945280	-39.72
6 Perylene-d12	1423598	711799	2847196	857456	-39.77

		RT LIMIT			
COMPOUND	STANDARD	LOWER	UPPER	SAMPLE	%DIFF
1 1,4-Dichlorobenze	3.57	3.07	4.07	3.57	0.00
2 Naphthalene-d8	4.47	3.97	4.97	4.46	-0.13
3 Acenaphthene-d10	5.74	5.24	6.24	5.74	-0.10
4 Phenanthrene-d10	6.84	6.34	7.34	6.83	-0.09
5 Chrysene-d12	8.81	8.31	9.31	8.81	-0.07
6 Perylene-d12	10.25	9.75	10.75	10.25	-0.06

AREA UPPER LIMIT = +100% of internal standard area.
AREA LOWER LIMIT = - 50% of internal standard area.
RT UPPER LIMIT = + 0.50 minutes of internal standard RT.
RT LOWER LIMIT = - 0.50 minutes of internal standard RT.

Data File: \\cansvr11\dd\chem\MSS\a4ag2.i\00316A.b\2SLL0316.D

Page 1

Date : 16-MAR-2010 15:01

Client ID:

Instrument: a4ag2.i

Sample Info: L1,00316A.b,8270C-625,PAH.SUB,1,,1

Operator: 046900

Column phase: db5.625

Column diameter: 0.32

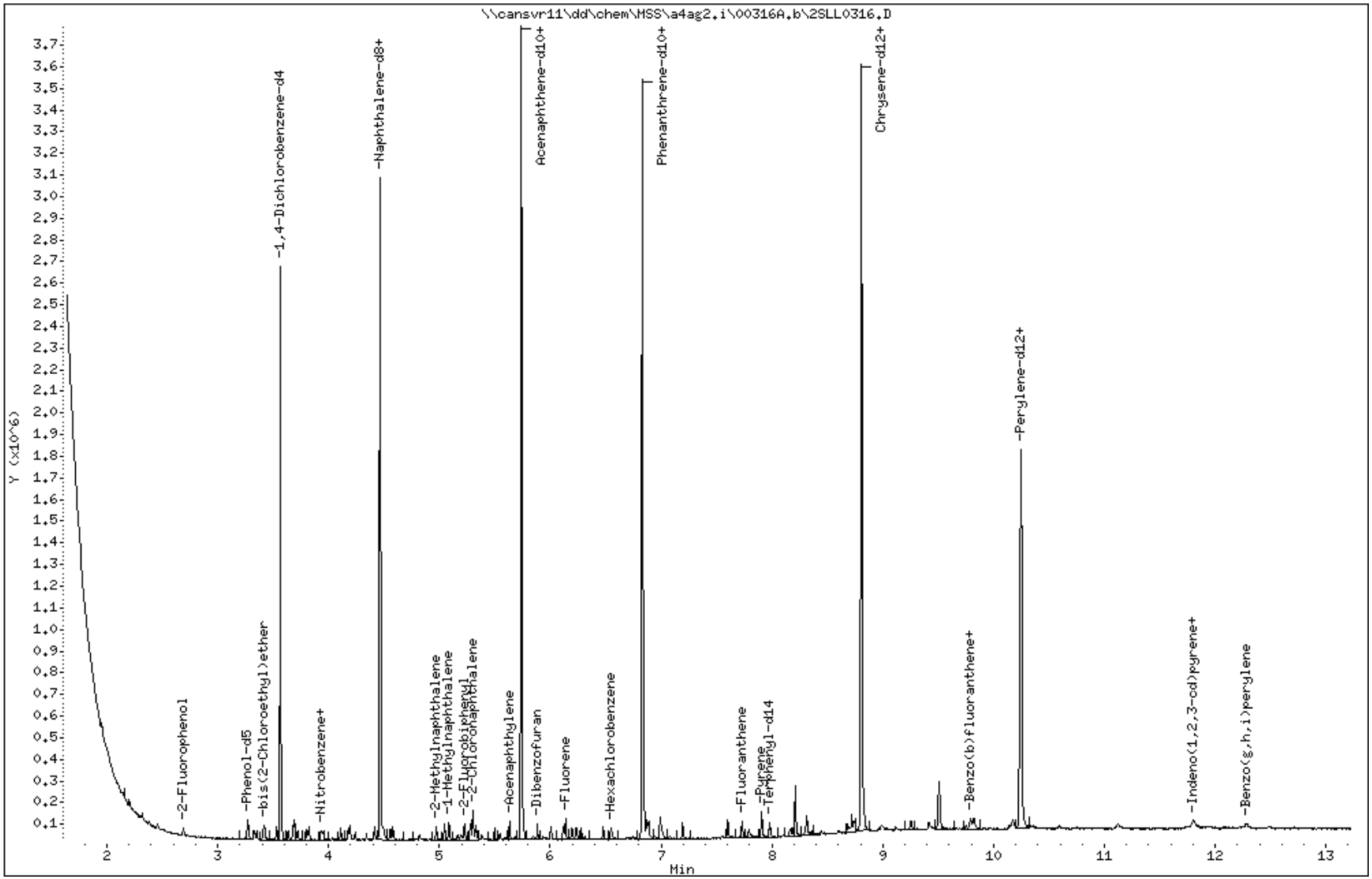

TestAmerica North Canton

Semivolatile REPORT SW-846 Method 8270

Data file : \\cansvr11\dd\chem\MSS\a4ag2.i\00316A.b\2SM0316.D
Lab Smp Id: L4
Inj Date : 16-MAR-2010 14:10
Operator : 046900 Inst ID: a4ag2.i
Smp Info : L4,00316A.b,8270C-625,3-827042.SUB,1,,4
Misc Info :
Comment :
Method : \\cansvr11\dd\chem\MSS\a4ag2.i\00316A.b\8270C-625.m
Meth Date : 17-Mar-2010 06:14 a4ag2.i Quant Type: ISTD
Cal Date : 16-MAR-2010 14:27 Cal File: 2SML0316.D
Als bottle: 7 Calibration Sample, Level: 4
Dil Factor: 1.00000
Integrator: HP RTE Compound Sublist: 3-827042.SUB
Target Version: 4.14
Processing Host: CANPMSSV04

	Compounds	QUANT SIG MASS	RT	EXP RT	REL RT	RESPONSE	AMOUNTS CAL-AMT (NG)	ON-COL (NG)
* 1	1,4-Dichlorobenzene-d4	152	3.566	3.566	(1.000)	459108	2.00000	
* 2	Naphthalene-d8	136	4.466	4.466	(1.000)	2011979	2.00000	
* 3	Acenaphthene-d10	164	5.736	5.736	(1.000)	1072984	2.00000	
* 4	Phenanthrene-d10	188	6.830	6.830	(1.000)	1701512	2.00000	
* 5	Chrysene-d12	240	8.812	8.812	(1.000)	1914222	2.00000	
* 6	Perylene-d12	264	10.254	10.254	(1.000)	1773336	2.00000	
198	1,4-Dioxane	88	1.754	1.754	(0.492)	106327	1.00000	0.97191(M)
9	Pyridine	79	1.948	1.948	(0.546)	271087	1.00000	0.92282(Q)
10	N-Nitrosodimethylamine	74	1.913	1.913	(0.537)	159406	1.00000	0.95400(Q)
12	3-Chloropropionitrile	54	2.319	2.319	(0.650)	154402	1.00000	0.97979(Q)
209	Benzaldehyde	77	3.272	3.272	(0.918)	209482	1.00000	1.0820
21	Aniline	93	3.336	3.336	(0.936)	467679	1.00000	0.99623
22	Phenol	94	3.277	3.277	(0.919)	365923	1.00000	0.97318
23	bis(2-Chloroethyl)ether	93	3.354	3.354	(0.941)	281375	1.00000	0.87475
24	2-Chlorophenol	128	3.425	3.425	(0.960)	294741	1.00000	0.97303
26	1,3-Dichlorobenzene	146	3.530	3.530	(0.990)	289683	1.00000	0.95064
27	1,4-Dichlorobenzene	146	3.577	3.577	(1.003)	294338	1.00000	0.97243
28	1,2-Dichlorobenzene	146	3.689	3.689	(1.035)	284731	1.00000	0.97072
29	Benzyl Alcohol	108	3.636	3.636	(1.020)	189515	1.00000	0.94546
30	2-Methylphenol	108	3.695	3.695	(1.036)	266461	1.00000	0.96026
31	bis(2-Chloroisopropyl)ether	45	3.725	3.725	(1.045)	362264	1.00000	0.98192
37	Acetophenone	105	3.825	3.825	(1.073)	403775	1.00000	0.98170
32	N-Nitroso-di-n-propylamine	70	3.813	3.813	(1.069)	213817	1.00000	0.97590
192	4-Methylphenol	108	3.795	3.795	(1.064)	280367	1.00000	0.97280
34	Hexachloroethane	117	3.930	3.930	(1.102)	120595	1.00000	0.97420
35	Nitrobenzene	77	3.954	3.954	(0.885)	308944	1.00000	0.96025
41	Isophorone	82	4.113	4.113	(0.921)	602634	1.00000	0.96248
42	2-Nitrophenol	139	4.177	4.177	(0.935)	146222	1.00000	0.95849
43	2,4-Dimethylphenol	107	4.177	4.177	(0.935)	303731	1.00000	0.95021
44	bis(2-Chloroethoxy)methane	93	4.242	4.242	(0.950)	339499	1.00000	0.96768
46	2,4-Toluenediamene	121	5.277	5.277	(1.182)	159109	1.00000	1.0245

47	1,3,5-Trichlorobenzene	180	4.189	4.189 (0.938)	240506	1.00000	0.93816
48	2,4-Dichlorophenol	162	4.342	4.342 (0.972)	220760	1.00000	0.98685

	Compounds	QUANT SIG MASS	RT	EXP RT	REL RT	RESPONSE	AMOUNTS CAL-AMT (NG)	ON-COL (NG)
49	Benzoic Acid	122	4.219	4.219	(0.945)	186820	2.00000	2.2048
50	1,2,4-Trichlorobenzene	180	4.413	4.413	(0.988)	238840	1.00000	0.94367
51	Naphthalene	128	4.477	4.477	(1.003)	911416	1.00000	0.96684
52	4-Chloroaniline	127	4.495	4.495	(1.007)	386276	1.00000	0.96002(M)
56	Hexachlorobutadiene	225	4.560	4.560	(1.021)	129417	1.00000	0.93484
210	Caprolactam	113	4.724	4.724	(1.058)	91395	1.00000	1.0214
57	1,2,3-Trichlorobenzene	180	4.577	4.577	(1.025)	226423	1.00000	0.94684
59	4-Chloro-3-Methylphenol	107	4.819	4.819	(1.079)	251966	1.00000	0.93438
62	2-Methylnaphthalene	142	4.971	4.971	(1.113)	481140	1.00000	0.94374
63	1-Methylnaphthalene	142	5.048	5.048	(1.130)	554558	1.00000	0.95217
64	Hexachlorocyclopentadiene	237	5.089	5.089	(0.887)	134312	1.00000	0.96048
66	2,4,6-Trichlorophenol	196	5.166	5.166	(0.901)	145400	1.00000	0.94199
67	2,4,5-Trichlorophenol	196	5.195	5.195	(0.906)	162735	1.00000	0.96379
211	1,1'-Biphenyl	154	5.301	5.301	(0.924)	694127	1.00000	0.93846
68	1,2,3,5-Tetrachlorobenzene	216	5.083	5.083	(0.886)	226791	1.00000	0.91510
70	2-Chloronaphthalene	162	5.330	5.330	(0.929)	510832	1.00000	0.94740
73	2-Nitroaniline	65	5.383	5.383	(0.938)	153809	1.00000	0.93993
74	1,2,3,4-Tetrachlorobenzene	216	5.307	5.307	(0.925)	208584	1.00000	0.91758
76	Dimethylphthalate	163	5.495	5.495	(0.958)	583777	1.00000	0.94083
78	2,6-Dinitrotoluene	165	5.548	5.548	(0.967)	123299	1.00000	0.92665
79	Acenaphthylene	152	5.636	5.636	(0.983)	877198	1.00000	0.96199
80	1,2-Dinitrobenzene	168	5.595	5.595	(0.975)	61702	1.00000	0.94152
81	3-Nitroaniline	138	5.677	5.677	(0.990)	148032	1.00000	0.93234
82	Acenaphthene	153	5.760	5.760	(1.004)	538070	1.00000	0.93493
83	2,4-Dinitrophenol	184	5.754	5.754	(1.003)	106255	2.00000	2.0722(Q)
85	4-Nitrophenol	109	5.771	5.771	(1.006)	78935	1.00000	1.0319
86	Dibenzofuran	168	5.883	5.883	(1.026)	724039	1.00000	0.93846
87	2,4-Dinitrotoluene	165	5.848	5.848	(1.019)	169554	1.00000	0.99364
91	2,3,5,6-Tetrachlorophenol	232	5.936	5.936	(1.035)	116433	1.00000	0.90272
93	Diethylphthalate	149	6.007	6.007	(1.047)	607102	1.00000	0.91318
94	Fluorene	166	6.136	6.136	(1.070)	610206	1.00000	0.93420
95	4-Chlorophenyl-phenylether	204	6.118	6.118	(1.067)	272401	1.00000	0.93743
96	4-Nitroaniline	138	6.124	6.124	(1.068)	165036	1.00000	1.0081
98	4,6-Dinitro-2-methylphenol	198	6.148	6.148	(0.900)	63993	1.00000	1.0914
99	N-Nitrosodiphenylamine	169	6.195	6.195	(0.907)	432203	1.00000	0.93596
100	1,2-Diphenylhydrazine	77	6.230	6.230	(0.912)	690821	1.00000	0.94367
106	4-Bromophenyl-phenylether	248	6.477	6.477	(0.948)	144809	1.00000	0.89924
107	Hexachlorobenzene	284	6.554	6.554	(0.960)	155402	1.00000	0.90869
212	Atrazine	200	6.566	6.566	(0.961)	107147	1.00000	0.97238
111	Pentachlorophenol	266	6.683	6.683	(0.978)	188712	2.00000	2.1090
115	Phenanthrene	178	6.848	6.848	(1.003)	843213	1.00000	0.90619
116	Anthracene	178	6.889	6.889	(1.009)	847346	1.00000	0.91747
119	Carbazole	167	6.989	6.989	(1.023)	811881	1.00000	0.91589
120	Di-n-Butylphthalate	149	7.195	7.195	(1.053)	1033322	1.00000	0.95986
123	Fluoranthene	202	7.730	7.730	(1.132)	852345	1.00000	0.89902
124	Benzidine	184	7.801	7.801	(0.885)	487647	1.00000	0.89748
125	Pyrene	202	7.907	7.907	(0.897)	914175	1.00000	0.92322
131	Butylbenzylphthalate	149	8.318	8.318	(0.944)	452251	1.00000	0.93936
133	3,3'-Dimethoxybenzidine	244	8.712	8.712	(0.989)	178881	1.00000	0.87391
135	3,3'-Dichlorobenzidine	252	8.754	8.754	(0.993)	328157	1.00000	0.88634
136	Benzo(a)Anthracene	228	8.801	8.801	(0.999)	908713	1.00000	0.91720
137	Chrysene	228	8.830	8.830	(1.002)	834511	1.00000	0.90403

138	4,4'-Methylene bis(o-chloroan	231	8.742	8.742 (0.992)	158129	1.00000	0.98767
139	bis(2-ethylhexyl)Phthalate	149	8.724	8.724 (0.990)	650615	1.00000	0.93557

Compounds	QUANT SIG MASS	RT	EXP RT	REL RT	RESPONSE	AMOUNTS CAL-AMT (NG)	AMOUNTS ON-COL (NG)
140 Di-n-octylphthalate	149	9.259	9.259	(0.903)	1031625	1.00000	0.98859
141 Benzo(b)fluoranthene	252	9.801	9.801	(0.956)	822387	1.00000	0.84030
142 Benzo(k)fluoranthene	252	9.830	9.830	(0.959)	927979	1.00000	0.93283
146 Benzo(a)pyrene	252	10.183	10.183	(0.993)	795606	1.00000	0.90901
149 Indeno(1,2,3-cd)pyrene	276	11.806	11.806	(1.151)	917777	1.00000	0.91636
150 Dibenz(a,h)anthracene	278	11.812	11.812	(1.152)	778518	1.00000	0.91990
151 Benzo(g,h,i)perylene	276	12.289	12.289	(1.198)	726618	1.00000	0.90818
$ 154 Nitrobenzene-d5	82	3.942	3.942	(0.883)	339058	1.00000	0.94780
$ 155 2-Fluorobiphenyl	172	5.224	5.224	(0.911)	579398	1.00000	0.93556
$ 156 Terphenyl-d14	244	7.983	7.983	(0.906)	567427	1.00000	0.90944
$ 157 Phenol-d5	99	3.266	3.266	(0.916)	347068	1.00000	0.96684
$ 158 2-Fluorophenol	112	2.689	2.689	(0.754)	257706	1.00000	0.97357
$ 159 2,4,6-Tribromophenol	330	6.313	6.313	(1.100)	65406	1.00000	1.0046
$ 186 2-Chlorophenol-d4	132	3.413	3.413	(0.957)	270350	1.00000	0.97306
$ 187 1,2-Dichlorobenzene-d4	152	3.677	3.677	(1.031)	178992	1.00000	0.97458
M 195 Cresols, total	100				546828	1.00000	
101 Diphenylamine	169	6.195	6.195	(0.907)	432203	1.00000	0.93596

QC Flag Legend

Q - Qualifier signal failed the ratio test.
M - Compound response manually integrated.

TestAmerica North Canton

INTERNAL STANDARD COMPOUNDS
AREA AND RT SUMMARY

Instrument ID: a4ag2.i
Lab File ID: 2SM0316.D
Lab Smp Id: L4
Analysis Type: SV
Quant Type: ISTD
Operator: 046900
Method File: \\cansvr11\dd\chem\MSS\a4ag2.i\00316A.b\8270C-625.m
Misc Info:

Calibration Date: 16-MAR-2010
Calibration Time: 15:19
Level:
Sample Type:

		AREA LIMIT			
COMPOUND	STANDARD	LOWER	UPPER	SAMPLE	%DIFF
1 1,4-Dichlorobenze	364606	182303	729212	459108	25.92
2 Naphthalene-d8	1587553	793777	3175106	2011979	26.73
3 Acenaphthene-d10	862883	431442	1725766	1072984	24.35
4 Phenanthrene-d10	1370875	685438	2741750	1701512	24.12
5 Chrysene-d12	1568083	784042	3136166	1914222	22.07
6 Perylene-d12	1423598	711799	2847196	1773336	24.57

		RT LIMIT			
COMPOUND	STANDARD	LOWER	UPPER	SAMPLE	%DIFF
1 1,4-Dichlorobenze	3.57	3.07	4.07	3.57	-0.00
2 Naphthalene-d8	4.47	3.97	4.97	4.47	-0.00
3 Acenaphthene-d10	5.74	5.24	6.24	5.74	-0.10
4 Phenanthrene-d10	6.84	6.34	7.34	6.83	-0.09
5 Chrysene-d12	8.81	8.31	9.31	8.81	-0.00
6 Perylene-d12	10.25	9.75	10.75	10.25	-0.00

AREA UPPER LIMIT = +100% of internal standard area.
AREA LOWER LIMIT = - 50% of internal standard area.
RT UPPER LIMIT = + 0.50 minutes of internal standard RT.
RT LOWER LIMIT = - 0.50 minutes of internal standard RT.

Data File: \\cansvr11\dd\chem\MSS\a4ag2.i\00316A.b\2SM0316.D

Page 1

Date : 16-MAR-2010 14:10

Client ID:

Instrument: a4ag2.i

Sample Info: L4,00316A.b,8270C-625,3-827042,SUB,1,,4

Operator: 046900

Column phase: db5.625

Column diameter: 0.32

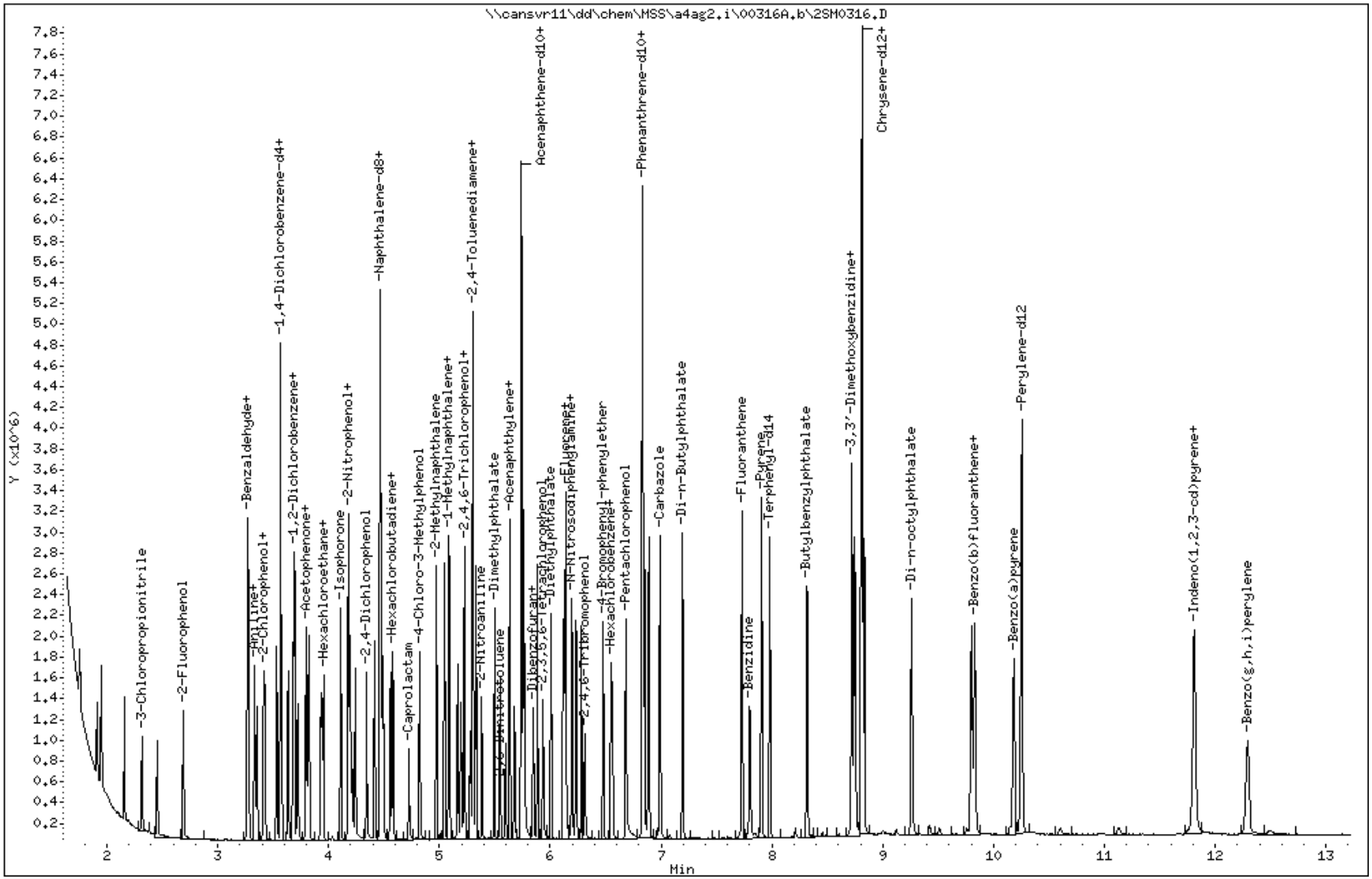

Data File Name: 2SM0316.D
Inj. Date and Time: 16-MAR-2010 14:10
Instrument ID: a4ag2.i
Client ID:
Compound Name: 1,4-Dioxane
CAS #: 123-91-1
Report Date: 03/17/2010

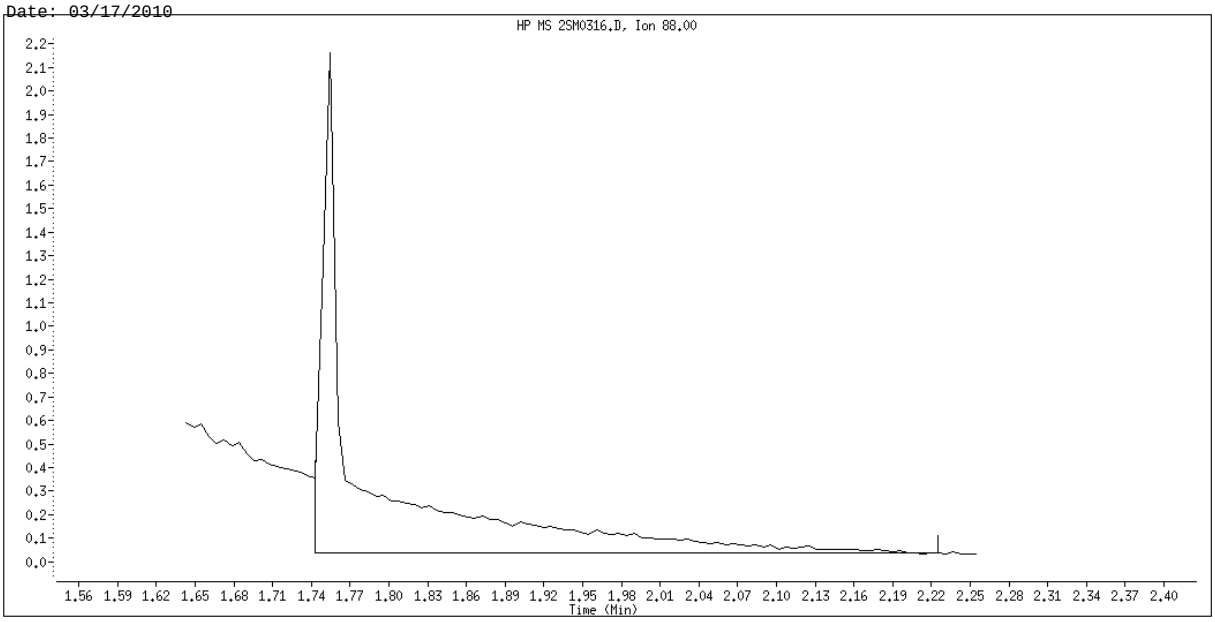

Original Integration

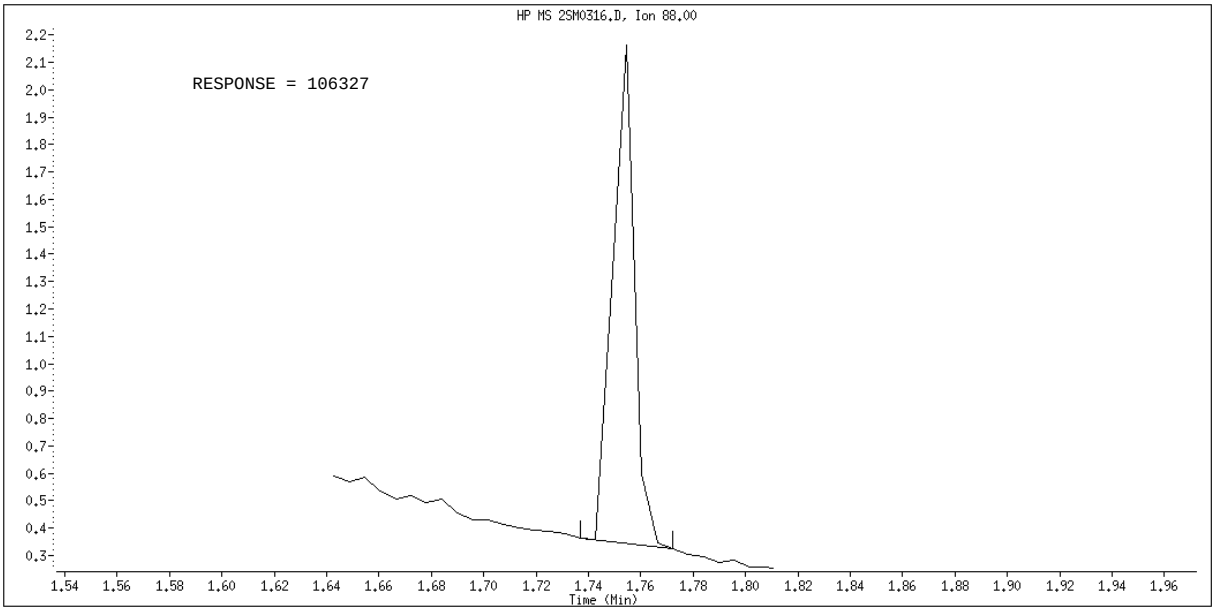

Manual Integration

Manually Integrated By: hulat
Manual Integration Reason: Poor Chromatography

Data File Name: 2SM0316.D
Inj. Date and Time: 16-MAR-2010 14:10
Instrument ID: a4ag2.i
Client ID:
Compound Name: 4-Chloroaniline
CAS #: 106-47-8
Report Date: 03/17/2010

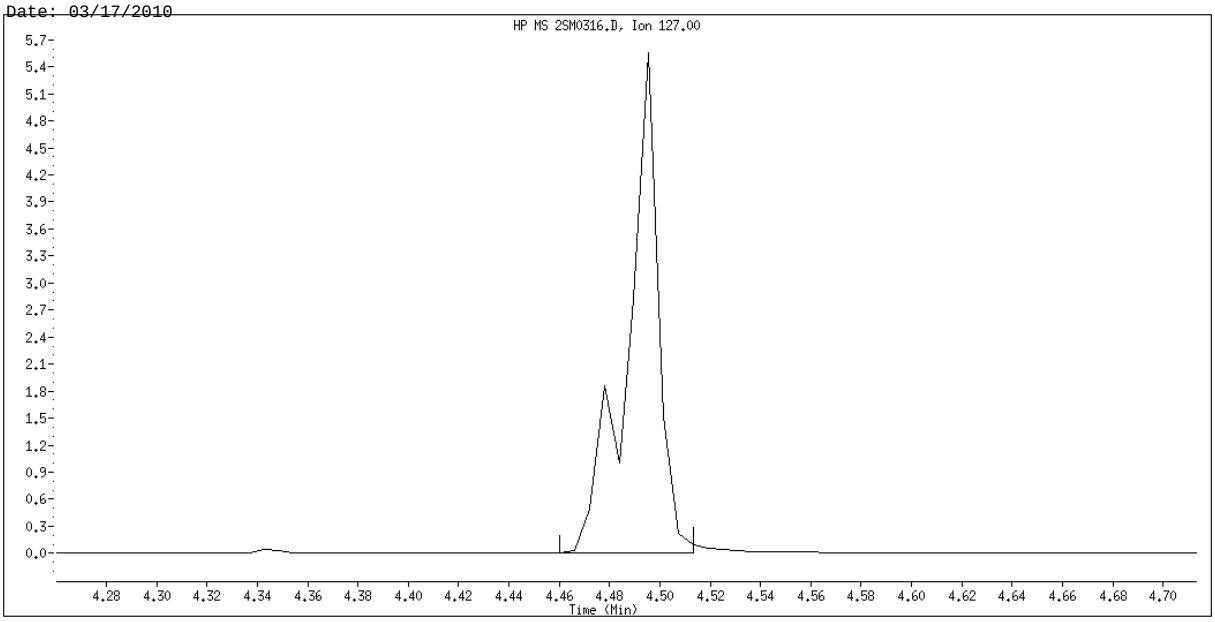

Original Integration

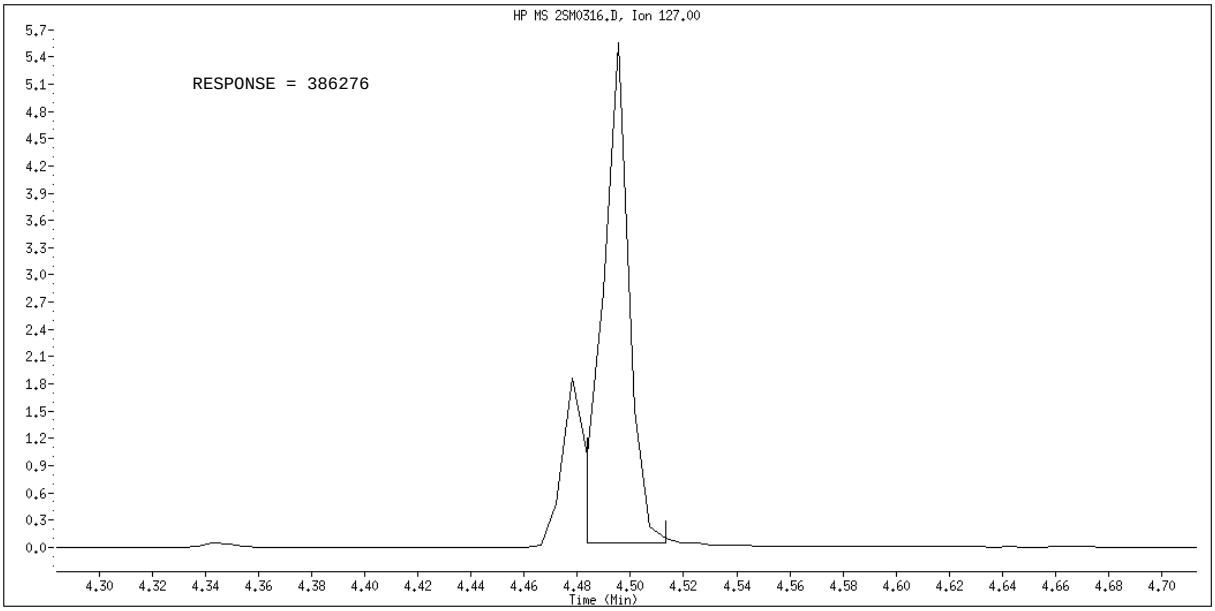

Manual Integration

Manually Integrated By: hulat
Manual Integration Reason: Poor Chromatography

TestAmerica North Canton

Semivolatile REPORT SW-846 Method 8270

Data file : \\cansvr11\dd\chem\MSS\a4ag2.i\00316A.b\2SMH0316.D
Lab Smp Id: L6
Inj Date : 16-MAR-2010 13:35
Operator : 046900 Inst ID: a4ag2.i
Smp Info : L6,00316A.b,8270C-625,3-827042.SUB,1,,6
Misc Info :
Comment   :
Method   : \\cansvr11\dd\chem\MSS\a4ag2.i\00316A.b\8270C-625.m
Meth Date : 17-Mar-2010 06:15 a4ag2.i Quant Type: ISTD
Cal Date : 16-MAR-2010 13:52 Cal File: 2SMM0316.D
Als bottle: 5 Calibration Sample, Level: 6
Dil Factor: 1.00000
Integrator: HP RTE Compound Sublist: 3-827042.SUB
Target Version: 4.14
Processing Host: CANPMSSV04

		QUANT SIG					AMOUNTS CAL-AMT	AMOUNTS ON-COL
	Compounds	MASS	RT	EXP RT	REL RT	RESPONSE	(NG)	(NG)
*	1 1,4-Dichlorobenzene-d4	152	3.566	3.566	(1.000)	321356	2.00000	
*	2 Naphthalene-d8	136	4.465	4.465	(1.000)	1381712	2.00000	
*	3 Acenaphthene-d10	164	5.742	5.742	(1.000)	718496	2.00000	
*	4 Phenanthrene-d10	188	6.830	6.830	(1.000)	1160355	2.00000	
*	5 Chrysene-d12	240	8.806	8.806	(1.000)	1313703	2.00000	
*	6 Perylene-d12	264	10.247	10.247	(1.000)	1198016	2.00000	
	198 1,4-Dioxane	88	1.754	1.754	(0.492)	388604	5.00000	5.0748
	9 Pyridine	79	1.954	1.954	(0.548)	1027469	5.00000	4.9970(Q)
	10 N-Nitrosodimethylamine	74	1.919	1.919	(0.538)	569579	5.00000	4.8700
	12 3-Chloropropionitrile	54	2.324	2.324	(0.652)	530589	5.00000	4.8103(Q)
	209 Benzaldehyde	77	3.271	3.271	(0.918)	666277	5.00000	4.9166
	21 Aniline	93	3.342	3.342	(0.937)	1557606	5.00000	4.7402
	22 Phenol	94	3.283	3.283	(0.921)	1289261	5.00000	4.8986
	23 bis(2-Chloroethyl)ether	93	3.360	3.360	(0.942)	1096387	5.00000	4.8696
	24 2-Chlorophenol	128	3.424	3.424	(0.960)	1048340	5.00000	4.9444
	26 1,3-Dichlorobenzene	146	3.536	3.536	(0.992)	1029360	5.00000	4.8260
	27 1,4-Dichlorobenzene	146	3.577	3.577	(1.003)	1031841	5.00000	4.8703
	28 1,2-Dichlorobenzene	146	3.689	3.689	(1.035)	998995	5.00000	4.8658
	29 Benzyl Alcohol	108	3.636	3.636	(1.020)	687529	5.00000	4.9003
	30 2-Methylphenol	108	3.695	3.695	(1.036)	964353	5.00000	4.9650
	31 bis(2-Chloroisopropyl)ether	45	3.724	3.724	(1.045)	1223874	5.00000	4.7393
	37 Acetophenone	105	3.830	3.830	(1.074)	1399065	5.00000	4.8596
	32 N-Nitroso-di-n-propylamine	70	3.818	3.818	(1.071)	749911	5.00000	4.8899
	192 4-Methylphenol	108	3.801	3.801	(1.066)	999367	5.00000	4.9539
	34 Hexachloroethane	117	3.930	3.930	(1.102)	426321	5.00000	4.9202
	35 Nitrobenzene	77	3.960	3.960	(0.887)	1096995	5.00000	4.9650
	41 Isophorone	82	4.118	4.118	(0.922)	2105720	5.00000	4.8972
	42 2-Nitrophenol	139	4.183	4.183	(0.937)	546578	5.00000	5.2172
	43 2,4-Dimethylphenol	107	4.177	4.177	(0.935)	1083613	5.00000	4.9364
	44 bis(2-Chloroethoxy)methane	93	4.248	4.248	(0.951)	1171300	5.00000	4.8615
	46 2,4-Toluenediamene	121	5.283	5.283	(1.183)	513020	5.00000	4.8100

47	1,3,5-Trichlorobenzene	180	4.195	4.195 (0.939)	850813	5.00000	4.8327
48	2,4-Dichlorophenol	162	4.348	4.348 (0.974)	762898	5.00000	4.9659

	Compounds	QUANT SIG MASS	RT	EXP RT	REL RT	RESPONSE	AMOUNTS CAL-AMT (NG)	AMOUNTS ON-COL (NG)
49	Benzoic Acid	122	4.260	4.260	(0.954)	1160096	10.0000	9.6265
50	1,2,4-Trichlorobenzene	180	4.418	4.418	(0.989)	851110	5.00000	4.8967
51	Naphthalene	128	4.477	4.477	(1.003)	3185540	5.00000	4.9207
52	4-Chloroaniline	127	4.495	4.495	(1.007)	1453418	5.00000	5.2599
56	Hexachlorobutadiene	225	4.560	4.560	(1.021)	465338	5.00000	4.8946
210	Caprolactam	113	4.748	4.748	(1.063)	339816	5.00000	4.8440
57	1,2,3-Trichlorobenzene	180	4.583	4.583	(1.026)	784895	5.00000	4.7794
59	4-Chloro-3-Methylphenol	107	4.824	4.824	(1.080)	905487	5.00000	4.8896
62	2-Methylnaphthalene	142	4.971	4.971	(1.113)	1702240	5.00000	4.8619
63	1-Methylnaphthalene	142	5.048	5.048	(1.130)	1938260	5.00000	4.8460
64	Hexachlorocyclopentadiene	237	5.089	5.089	(0.886)	555879	5.00000	4.9987
66	2,4,6-Trichlorophenol	196	5.165	5.165	(0.900)	532399	5.00000	5.1509
67	2,4,5-Trichlorophenol	196	5.195	5.195	(0.905)	537853	5.00000	4.7570
211	1,1'-Biphenyl	154	5.307	5.307	(0.924)	2508520	5.00000	5.0648
68	1,2,3,5-Tetrachlorobenzene	216	5.089	5.089	(0.886)	837246	5.00000	5.0450
70	2-Chloronaphthalene	162	5.330	5.330	(0.928)	1769610	5.00000	4.9012
73	2-Nitroaniline	65	5.389	5.389	(0.939)	563999	5.00000	5.1471
74	1,2,3,4-Tetrachlorobenzene	216	5.307	5.307	(0.924)	766458	5.00000	5.0352
76	Dimethylphthalate	163	5.501	5.501	(0.958)	2058614	5.00000	4.9546
78	2,6-Dinitrotoluene	165	5.554	5.554	(0.967)	464450	5.00000	5.2127
79	Acenaphthylene	152	5.642	5.642	(0.983)	3047383	5.00000	4.9908
80	1,2-Dinitrobenzene	168	5.601	5.601	(0.975)	230448	5.00000	5.2514
81	3-Nitroaniline	138	5.683	5.683	(0.990)	541827	5.00000	5.0962
82	Acenaphthene	153	5.765	5.765	(1.004)	1915751	5.00000	4.9710
83	2,4-Dinitrophenol	184	5.760	5.760	(1.003)	574035	10.0000	9.7799(Q)
85	4-Nitrophenol	109	5.777	5.777	(1.006)	327013	5.00000	4.7840
86	Dibenzofuran	168	5.889	5.889	(1.026)	2532224	5.00000	4.9015
87	2,4-Dinitrotoluene	165	5.848	5.848	(1.018)	640684	5.00000	4.9381
91	2,3,5,6-Tetrachlorophenol	232	5.936	5.936	(1.034)	440165	5.00000	5.0964
93	Diethylphthalate	149	6.007	6.007	(1.046)	2224130	5.00000	4.9960
94	Fluorene	166	6.142	6.142	(1.070)	2191237	5.00000	5.0098
95	4-Chlorophenyl-phenylether	204	6.118	6.118	(1.066)	960910	5.00000	4.9384
96	4-Nitroaniline	138	6.136	6.136	(1.069)	628001	5.00000	4.9064
98	4,6-Dinitro-2-methylphenol	198	6.154	6.154	(0.901)	316225	5.00000	4.8495
99	N-Nitrosodiphenylamine	169	6.201	6.201	(0.908)	1529355	5.00000	4.8565
100	1,2-Diphenylhydrazine	77	6.236	6.236	(0.913)	2448924	5.00000	4.9054
106	4-Bromophenyl-phenylether	248	6.477	6.477	(0.948)	528282	5.00000	4.8105
107	Hexachlorobenzene	284	6.554	6.554	(0.960)	553676	5.00000	4.7474
212	Atrazine	200	6.565	6.565	(0.961)	374120	5.00000	4.9786
111	Pentachlorophenol	266	6.689	6.689	(0.979)	798421	10.0000	9.8459
115	Phenanthrene	178	6.854	6.854	(1.003)	3060580	5.00000	4.8232
116	Anthracene	178	6.889	6.889	(1.009)	3067507	5.00000	4.8703
119	Carbazole	167	6.989	6.989	(1.023)	2983720	5.00000	4.9357
120	Di-n-Butylphthalate	149	7.201	7.201	(1.054)	3817110	5.00000	5.1994
123	Fluoranthene	202	7.730	7.730	(1.132)	3173920	5.00000	4.9090
124	Benzidine	184	7.801	7.801	(0.886)	1957117	5.00000	5.2485
125	Pyrene	202	7.906	7.906	(0.898)	3367261	5.00000	4.9551
131	Butylbenzylphthalate	149	8.312	8.312	(0.944)	1689590	5.00000	5.1136
133	3,3'-Dimethoxybenzidine	244	8.712	8.712	(0.989)	710054	5.00000	5.0546
135	3,3'-Dichlorobenzidine	252	8.753	8.753	(0.994)	1288984	5.00000	5.0730
136	Benzo(a)Anthracene	228	8.801	8.801	(0.999)	3300889	5.00000	4.8547
137	Chrysene	228	8.830	8.830	(1.003)	3101329	5.00000	4.8954

138	4,4'-Methylene bis(o-chloroan	231	8.742	8.742 (0.993)	629736	5.00000	4.9067
139	bis(2-ethylhexyl)Phthalate	149	8.718	8.718 (0.990)	2443029	5.00000	5.1189

Compounds	QUANT SIG MASS	RT	EXP RT	REL RT	RESPONSE	AMOUNTS CAL-AMT (NG)	AMOUNTS ON-COL (NG)
140 Di-n-octylphthalate	149	9.253	9.253	(0.903)	4023852	5.00000	4.8631
141 Benzo(b)fluoranthene	252	9.800	9.800	(0.956)	3117046	5.00000	4.7144
142 Benzo(k)fluoranthene	252	9.830	9.830	(0.959)	3353037	5.00000	4.9892
146 Benzo(a)pyrene	252	10.183	10.183	(0.994)	2924926	5.00000	4.9467
149 Indeno(1,2,3-cd)pyrene	276	11.824	11.824	(1.154)	3446666	5.00000	5.0940
150 Dibenz(a,h)anthracene	278	11.830	11.830	(1.154)	2929599	5.00000	5.1240
151 Benzo(g,h,i)perylene	276	12.306	12.306	(1.201)	2714331	5.00000	5.0218
$ 154 Nitrobenzene-d5	82	3.942	3.942	(0.883)	1219086	5.00000	4.9623
$ 155 2-Fluorobiphenyl	172	5.224	5.224	(0.910)	2019945	5.00000	4.8708
$ 156 Terphenyl-d14	244	7.983	7.983	(0.906)	2129590	5.00000	4.9734
$ 157 Phenol-d5	99	3.271	3.271	(0.918)	1243209	5.00000	4.9478
$ 158 2-Fluorophenol	112	2.695	2.695	(0.756)	930320	5.00000	5.0212
$ 159 2,4,6-Tribromophenol	330	6.318	6.318	(1.100)	247714	5.00000	4.8791
$ 186 2-Chlorophenol-d4	132	3.413	3.413	(0.957)	952853	5.00000	4.8997
$ 187 1,2-Dichlorobenzene-d4	152	3.677	3.677	(1.031)	626456	5.00000	4.8730
M 195 Cresols, total	100				1963720	5.00000	
101 Diphenylamine	169	6.201	6.201	(0.908)	1529355	5.00000	4.8565

QC Flag Legend

Q - Qualifier signal failed the ratio test.

TestAmerica North Canton

INTERNAL STANDARD COMPOUNDS
AREA AND RT SUMMARY

Instrument ID: a4ag2.i
Lab File ID: 2SMH0316.D
Lab Smp Id: L6
Analysis Type: SV
Quant Type: ISTD
Operator: 046900
Method File: \\cansvr11\dd\chem\MSS\a4ag2.i\00316A.b\8270C-625.m
Misc Info:

Calibration Date: 16-MAR-2010
Calibration Time: 13:35
Level:
Sample Type:

		AREA LIMIT			
COMPOUND	STANDARD	LOWER	UPPER	SAMPLE	%DIFF
1 1,4-Dichlorobenze	321356	160678	642712	321356	0.00
2 Naphthalene-d8	1381712	690856	2763424	1381712	0.00
3 Acenaphthene-d10	718496	359248	1436992	718496	0.00
4 Phenanthrene-d10	1160355	580178	2320710	1160355	0.00
5 Chrysene-d12	1313703	656852	2627406	1313703	0.00
6 Perylene-d12	1198016	599008	2396032	1198016	0.00

		RT LIMIT			
COMPOUND	STANDARD	LOWER	UPPER	SAMPLE	%DIFF
1 1,4-Dichlorobenze	3.57	3.07	4.07	3.57	0.00
2 Naphthalene-d8	4.47	3.97	4.97	4.47	0.00
3 Acenaphthene-d10	5.74	5.24	6.24	5.74	0.00
4 Phenanthrene-d10	6.83	6.33	7.33	6.83	0.00
5 Chrysene-d12	8.81	8.31	9.31	8.81	0.00
6 Perylene-d12	10.25	9.75	10.75	10.25	0.00

AREA UPPER LIMIT = +100% of internal standard area.
AREA LOWER LIMIT = - 50% of internal standard area.
RT UPPER LIMIT = + 0.50 minutes of internal standard RT.
RT LOWER LIMIT = - 0.50 minutes of internal standard RT.

Data File: \\cansvr11\dd\chem\MSS\a4ag2.i\00316A.b\2SMH0316.D

Page 1

Date : 16-MAR-2010 13:35

Client ID:

Instrument: a4ag2.i

Sample Info: L6,00316A.b,8270C-625,3-827042,SUB,1,,6

Operator: 046900

Column phase: db5.625

Column diameter: 0.32

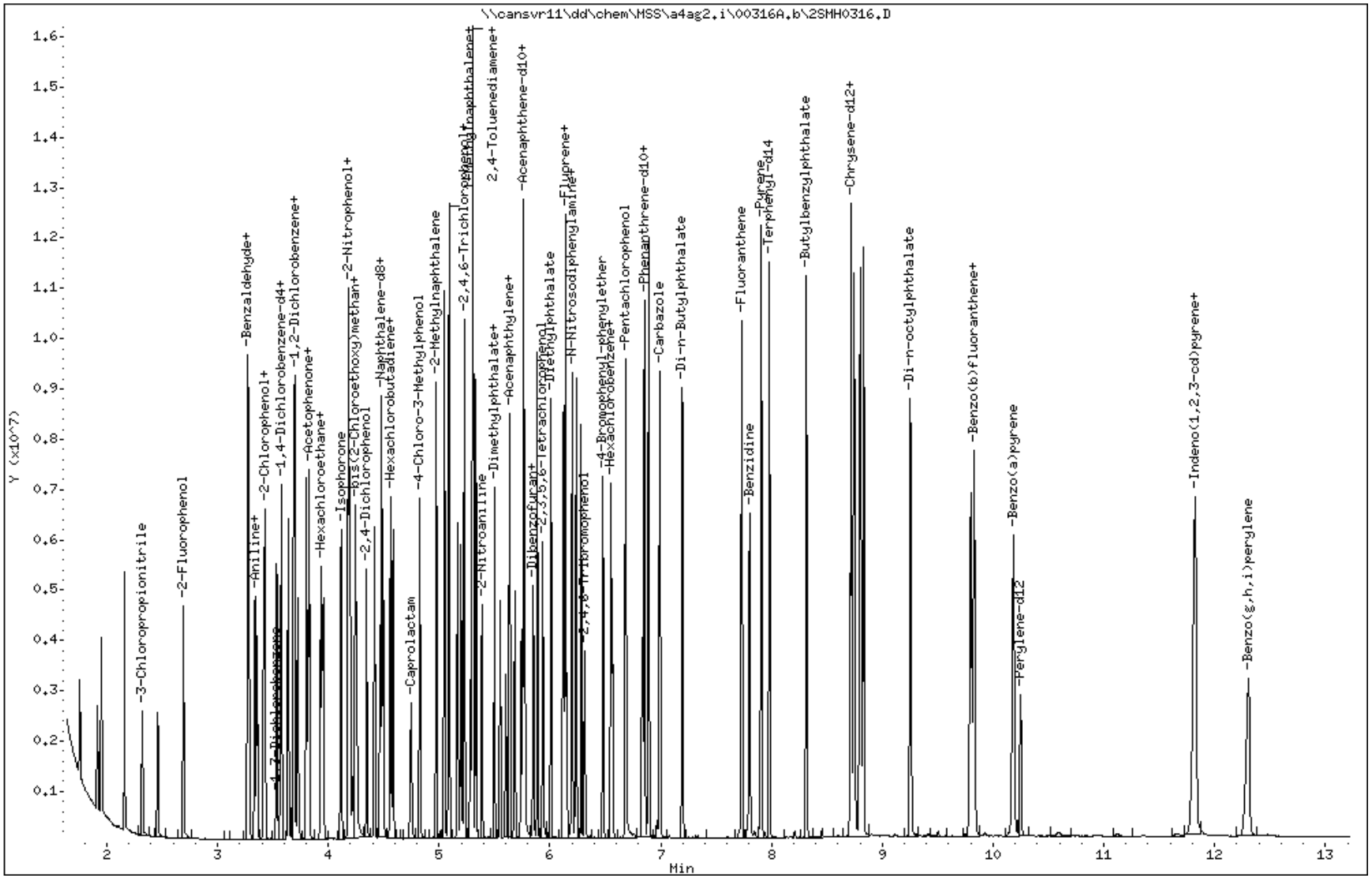

TestAmerica North Canton

Semivolatile REPORT SW-846 Method 8270

Data file : \\cansvr11\dd\chem\MSS\a4ag2.i\00316A.b\2SML0316.D
Lab Smp Id: L3
Inj Date : 16-MAR-2010 14:27
Operator : 046900   Inst ID: a4ag2.i
Smp Info : L3,00316A.b,8270C-625,3-827042.SUB,1,,3
Misc Info :
Comment   :
Method   : \\cansvr11\dd\chem\MSS\a4ag2.i\00316A.b\8270C-625.m
Meth Date : 17-Mar-2010 06:14 a4ag2.i   Quant Type: ISTD
Cal Date : 16-MAR-2010 14:44   Cal File: 2SL0316.D
Als bottle: 8   Calibration Sample, Level: 3
Dil Factor: 1.00000
Integrator: HP RTE   Compound Sublist: 3-827042.SUB
Target Version: 4.14
Processing Host: CANPMSSV04

	Compounds	QUANT SIG MASS	RT	EXP RT	REL RT	RESPONSE	AMOUNTS CAL-AMT (NG)	ON-COL (NG)
* 1	1,4-Dichlorobenzene-d4	152	3.566	3.566	(1.000)	334752	2.00000	
* 2	Naphthalene-d8	136	4.460	4.460	(1.000)	1408668	2.00000	
* 3	Acenaphthene-d10	164	5.736	5.736	(1.000)	741453	2.00000	
* 4	Phenanthrene-d10	188	6.830	6.830	(1.000)	1148549	2.00000	
* 5	Chrysene-d12	240	8.806	8.806	(1.000)	1308689	2.00000	
* 6	Perylene-d12	264	10.248	10.248	(1.000)	1184112	2.00000	
198	1,4-Dioxane	88	1.760	1.760	(0.494)	42498	0.50000	0.53277(M)
9	Pyridine	79	1.954	1.954	(0.548)	102466	0.50000	0.47839(Q)
10	N-Nitrosodimethylamine	74	1.919	1.919	(0.538)	58282	0.50000	0.47838(Q)
12	3-Chloropropionitrile	54	2.319	2.319	(0.650)	56829	0.50000	0.49459(Q)
209	Benzaldehyde	77	3.271	3.271	(0.918)	75623	0.50000	0.53571
21	Aniline	93	3.336	3.336	(0.936)	166080	0.50000	0.48520
22	Phenol	94	3.277	3.277	(0.919)	128323	0.50000	0.46806
23	bis(2-Chloroethyl)ether	93	3.354	3.354	(0.941)	104061	0.50000	0.44369
24	2-Chlorophenol	128	3.424	3.424	(0.960)	102500	0.50000	0.46409
26	1,3-Dichlorobenzene	146	3.530	3.530	(0.990)	107866	0.50000	0.48548
27	1,4-Dichlorobenzene	146	3.577	3.577	(1.003)	106412	0.50000	0.48216
28	1,2-Dichlorobenzene	146	3.689	3.689	(1.035)	103990	0.50000	0.48623
29	Benzyl Alcohol	108	3.636	3.636	(1.020)	67718	0.50000	0.46334
30	2-Methylphenol	108	3.695	3.695	(1.036)	91762	0.50000	0.45353
31	bis(2-Chloroisopropyl)ether	45	3.724	3.724	(1.045)	133413	0.50000	0.49595
37	Acetophenone	105	3.824	3.824	(1.073)	141983	0.50000	0.47344
32	N-Nitroso-di-n-propylamine	70	3.813	3.813	(1.069)	73592	0.50000	0.46066
192	4-Methylphenol	108	3.795	3.795	(1.064)	95218	0.50000	0.45311
34	Hexachloroethane	117	3.930	3.930	(1.102)	42381	0.50000	0.46955
35	Nitrobenzene	77	3.954	3.954	(0.887)	106726	0.50000	0.47379
41	Isophorone	82	4.113	4.113	(0.922)	205497	0.50000	0.46877
42	2-Nitrophenol	139	4.177	4.177	(0.937)	46166	0.50000	0.43223
43	2,4-Dimethylphenol	107	4.177	4.177	(0.937)	107125	0.50000	0.47867
44	bis(2-Chloroethoxy)methane	93	4.242	4.242	(0.951)	117314	0.50000	0.47759
46	2,4-Toluenediamene	121	5.277	5.277	(1.183)	60014	0.50000	0.55192

47	1,3,5-Trichlorobenzene	180	4.189	4.189 (0.939)	87421	0.50000	0.48706
48	2,4-Dichlorophenol	162	4.342	4.342 (0.974)	69810	0.50000	0.44572
49	Benzoic Acid	122	Compound Not Detected.				

	Compounds	QUANT SIG MASS	RT	EXP RT	REL RT	RESPONSE	AMOUNTS CAL-AMT (NG)	AMOUNTS ON-COL (NG)
50	1,2,4-Trichlorobenzene	180	4.413	4.413	(0.989)	85568	0.50000	0.48288
51	Naphthalene	128	4.477	4.477	(1.004)	314837	0.50000	0.47702(Q)
52	4-Chloroaniline	127	4.495	4.495	(1.008)	128243	0.50000	0.45523(M)
56	Hexachlorobutadiene	225	4.560	4.560	(1.022)	44576	0.50000	0.45990
210	Caprolactam	113	4.718	4.718	(1.058)	27881	0.50000	0.52830
57	1,2,3-Trichlorobenzene	180	4.577	4.577	(1.026)	80848	0.50000	0.48288
59	4-Chloro-3-Methylphenol	107	4.818	4.818	(1.080)	84644	0.50000	0.44833
62	2-Methylnaphthalene	142	4.971	4.971	(1.115)	170293	0.50000	0.47708
63	1-Methylnaphthalene	142	5.048	5.048	(1.132)	192525	0.50000	0.47214
64	Hexachlorocyclopentadiene	237	5.089	5.089	(0.887)	41383	0.50000	0.49795
66	2,4,6-Trichlorophenol	196	5.165	5.165	(0.901)	47620	0.50000	0.44646
67	2,4,5-Trichlorophenol	196	5.195	5.195	(0.906)	54883	0.50000	0.47038
211	1,1'-Biphenyl	154	5.301	5.301	(0.924)	247028	0.50000	0.48332
68	1,2,3,5-Tetrachlorobenzene	216	5.083	5.083	(0.886)	76955	0.50000	0.44936
70	2-Chloronaphthalene	162	5.330	5.330	(0.929)	179141	0.50000	0.48079
73	2-Nitroaniline	65	5.383	5.383	(0.938)	49063	0.50000	0.43389
74	1,2,3,4-Tetrachlorobenzene	216	5.301	5.301	(0.924)	73318	0.50000	0.46675
76	Dimethylphthalate	163	5.495	5.495	(0.958)	199626	0.50000	0.46558
78	2,6-Dinitrotoluene	165	5.548	5.548	(0.967)	39586	0.50000	0.43053
79	Acenaphthylene	152	5.636	5.636	(0.983)	298044	0.50000	0.47300
80	1,2-Dinitrobenzene	168	5.595	5.595	(0.975)	18521	0.50000	0.40898
81	3-Nitroaniline	138	5.677	5.677	(0.990)	47768	0.50000	0.43537
82	Acenaphthene	153	5.760	5.760	(1.004)	189947	0.50000	0.47762
83	2,4-Dinitrophenol	184	5.754	5.754	(1.003)	18679	1.00000	1.2168(Q)
85	4-Nitrophenol	109	5.771	5.771	(1.006)	21821	0.50000	0.57814
86	Dibenzofuran	168	5.883	5.883	(1.026)	254117	0.50000	0.47665
87	2,4-Dinitrotoluene	165	5.842	5.842	(1.018)	53015	0.50000	0.50936
91	2,3,5,6-Tetrachlorophenol	232	5.936	5.936	(1.035)	39798	0.50000	0.44652
93	Diethylphthalate	149	6.001	6.001	(1.046)	207918	0.50000	0.45258
94	Fluorene	166	6.136	6.136	(1.070)	212094	0.50000	0.46990
95	4-Chlorophenyl-phenylether	204	6.112	6.112	(1.066)	92283	0.50000	0.45958
96	4-Nitroaniline	138	6.124	6.124	(1.068)	48581	0.50000	0.51034
98	4,6-Dinitro-2-methylphenol	198	Compound Not Detected.					
99	N-Nitrosodiphenylamine	169	6.195	6.195	(0.907)	148055	0.50000	0.47498
100	1,2-Diphenylhydrazine	77	6.230	6.230	(0.912)	231758	0.50000	0.46900
106	4-Bromophenyl-phenylether	248	6.477	6.477	(0.948)	49803	0.50000	0.45816
107	Hexachlorobenzene	284	6.548	6.548	(0.959)	52942	0.50000	0.45861
212	Atrazine	200	6.560	6.560	(0.960)	36960	0.50000	0.49690
111	Pentachlorophenol	266	6.683	6.683	(0.978)	43406	1.00000	1.0552
115	Phenanthrene	178	6.848	6.848	(1.003)	293009	0.50000	0.46650
116	Anthracene	178	6.889	6.889	(1.009)	288112	0.50000	0.46214
119	Carbazole	167	6.989	6.989	(1.023)	280207	0.50000	0.46829
120	Di-n-Butylphthalate	149	7.195	7.195	(1.053)	337048	0.50000	0.46382
123	Fluoranthene	202	7.730	7.730	(1.132)	291524	0.50000	0.45553
124	Benzidine	184	7.801	7.801	(0.886)	151671	0.50000	0.40830
125	Pyrene	202	7.906	7.906	(0.898)	311931	0.50000	0.46078
131	Butylbenzylphthalate	149	8.312	8.312	(0.944)	145474	0.50000	0.44197
133	3,3'-Dimethoxybenzidine	244	8.712	8.712	(0.989)	59362	0.50000	0.42420
135	3,3'-Dichlorobenzidine	252	8.748	8.748	(0.993)	107252	0.50000	0.42372
136	Benzo(a)Anthracene	228	8.801	8.801	(0.999)	303936	0.50000	0.44872
137	Chrysene	228	8.830	8.830	(1.003)	285130	0.50000	0.45180
138	4,4'-Methylene bis(o-chloroan	231	8.742	8.742	(0.993)	51080	0.50000	0.53010

139	bis(2-ethylhexyl)Phthalate	149	8.724	8.724 (0.991)	208706	0.50000	0.43898
140	Di-n-octylphthalate	149	9.259	9.259 (0.904)	317042	0.50000	0.52941

	Compounds	QUANT SIG MASS	RT	EXP RT	REL RT	RESPONSE	AMOUNTS CAL-AMT (NG)	AMOUNTS ON-COL (NG)
141	Benzo(b)fluoranthene	252	9.795	9.795	(0.956)	265361	0.50000	0.40606
142	Benzo(k)fluoranthene	252	9.824	9.824	(0.959)	326719	0.50000	0.49186
146	Benzo(a)pyrene	252	10.177	10.177	(0.993)	263254	0.50000	0.45045
149	Indeno(1,2,3-cd)pyrene	276	11.800	11.800	(1.152)	299137	0.50000	0.44730
150	Dibenz(a,h)anthracene	278	11.806	11.806	(1.152)	249712	0.50000	0.44188
151	Benzo(g,h,i)perylene	276	12.283	12.283	(1.199)	243522	0.50000	0.45583
$ 154	Nitrobenzene-d5	82	3.942	3.942	(0.884)	118195	0.50000	0.47191
$ 155	2-Fluorobiphenyl	172	5.224	5.224	(0.911)	204588	0.50000	0.47806
$ 156	Terphenyl-d14	244	7.983	7.983	(0.906)	188758	0.50000	0.44251
$ 157	Phenol-d5	99	3.266	3.266	(0.916)	122908	0.50000	0.46958
$ 158	2-Fluorophenol	112	2.695	2.695	(0.756)	92389	0.50000	0.47869
$ 159	2,4,6-Tribromophenol	330	6.312	6.312	(1.100)	20872	0.50000	0.52343
$ 186	2-Chlorophenol-d4	132	3.413	3.413	(0.957)	95549	0.50000	0.47166
$ 187	1,2-Dichlorobenzene-d4	152	3.677	3.677	(1.031)	65838	0.50000	0.49164
M 195	Cresols, total	100				186980	0.50000	
101	Diphenylamine	169	6.195	6.195	(0.907)	148055	0.50000	0.47498

QC Flag Legend

Q - Qualifier signal failed the ratio test.
M - Compound response manually integrated.

TestAmerica North Canton

INTERNAL STANDARD COMPOUNDS
AREA AND RT SUMMARY

Instrument ID: a4ag2.i
Lab File ID: 2SML0316.D
Lab Smp Id: L3
Analysis Type: SV
Quant Type: ISTD
Operator: 046900
Method File: \\cansvr11\dd\chem\MSS\a4ag2.i\00316A.b\8270C-625.m
Misc Info:

Calibration Date: 16-MAR-2010
Calibration Time: 15:19
Level:
Sample Type:

		AREA LIMIT			
COMPOUND	STANDARD	LOWER	UPPER	SAMPLE	%DIFF
1 1,4-Dichlorobenze	364606	182303	729212	334752	-8.19
2 Naphthalene-d8	1587553	793777	3175106	1408668	-11.27
3 Acenaphthene-d10	862883	431442	1725766	741453	-14.07
4 Phenanthrene-d10	1370875	685438	2741750	1148549	-16.22
5 Chrysene-d12	1568083	784042	3136166	1308689	-16.54
6 Perylene-d12	1423598	711799	2847196	1184112	-16.82

		RT LIMIT			
COMPOUND	STANDARD	LOWER	UPPER	SAMPLE	%DIFF
1 1,4-Dichlorobenze	3.57	3.07	4.07	3.57	-0.01
2 Naphthalene-d8	4.47	3.97	4.97	4.46	-0.14
3 Acenaphthene-d10	5.74	5.24	6.24	5.74	-0.11
4 Phenanthrene-d10	6.84	6.34	7.34	6.83	-0.09
5 Chrysene-d12	8.81	8.31	9.31	8.81	-0.07
6 Perylene-d12	10.25	9.75	10.75	10.25	-0.06

AREA UPPER LIMIT = +100% of internal standard area.
AREA LOWER LIMIT = - 50% of internal standard area.
RT UPPER LIMIT = + 0.50 minutes of internal standard RT.
RT LOWER LIMIT = - 0.50 minutes of internal standard RT.

Data File: \\cansvr11\dd\chem\MSS\a4ag2.i\00316A.b\2SML0316.D

Page 1

Date : 16-MAR-2010 14:27

Client ID:

Instrument: a4ag2.i

Sample Info: L3,00316A.b,8270C-625,3-827042,SUB,1,,3

Operator: 046900

Column phase: db5.625

Column diameter: 0.32

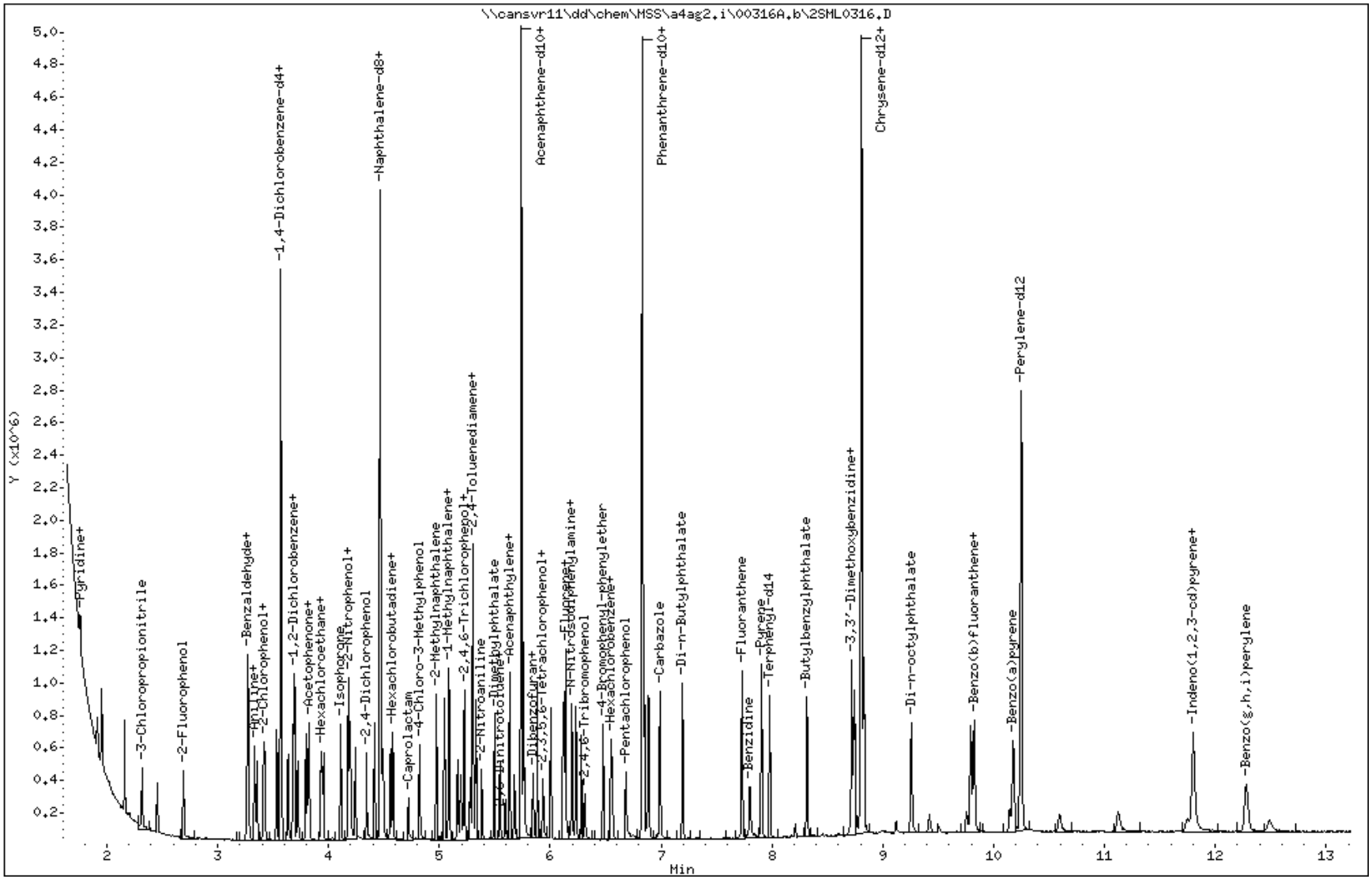

Data File Name: 2SML0316.D
Inj. Date and Time: 16-MAR-2010 14:27
Instrument ID: a4ag2.i
Client ID:
Compound Name: 1,4-Dioxane
CAS #: 123-91-1
Report Date: 03/17/2010

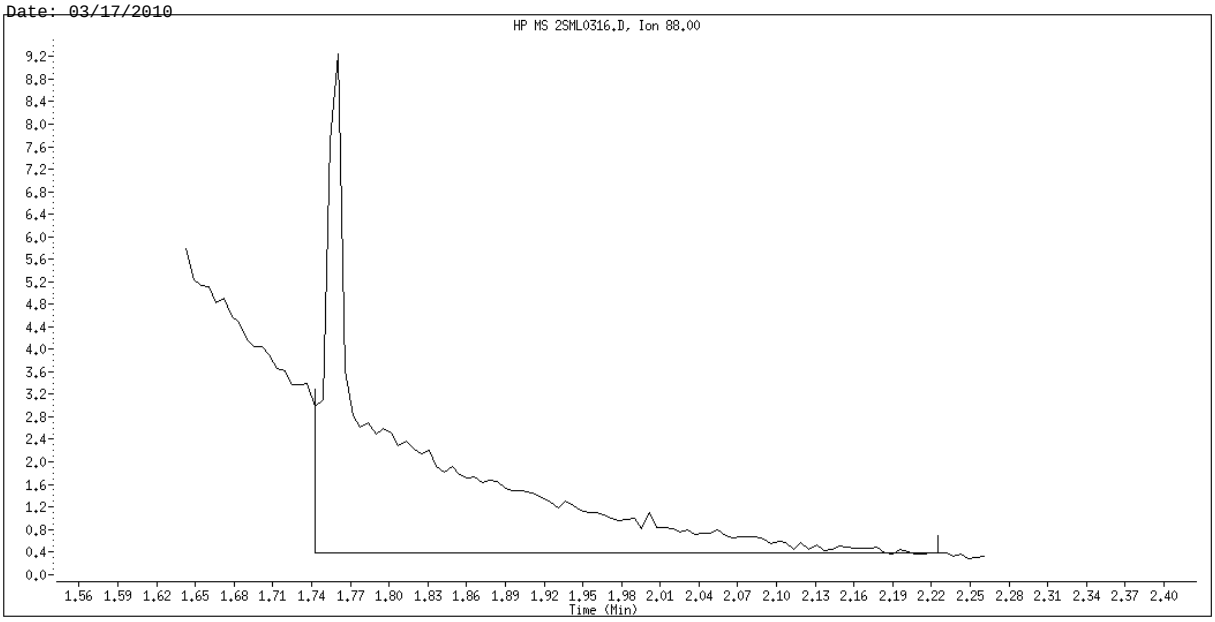

Original Integration

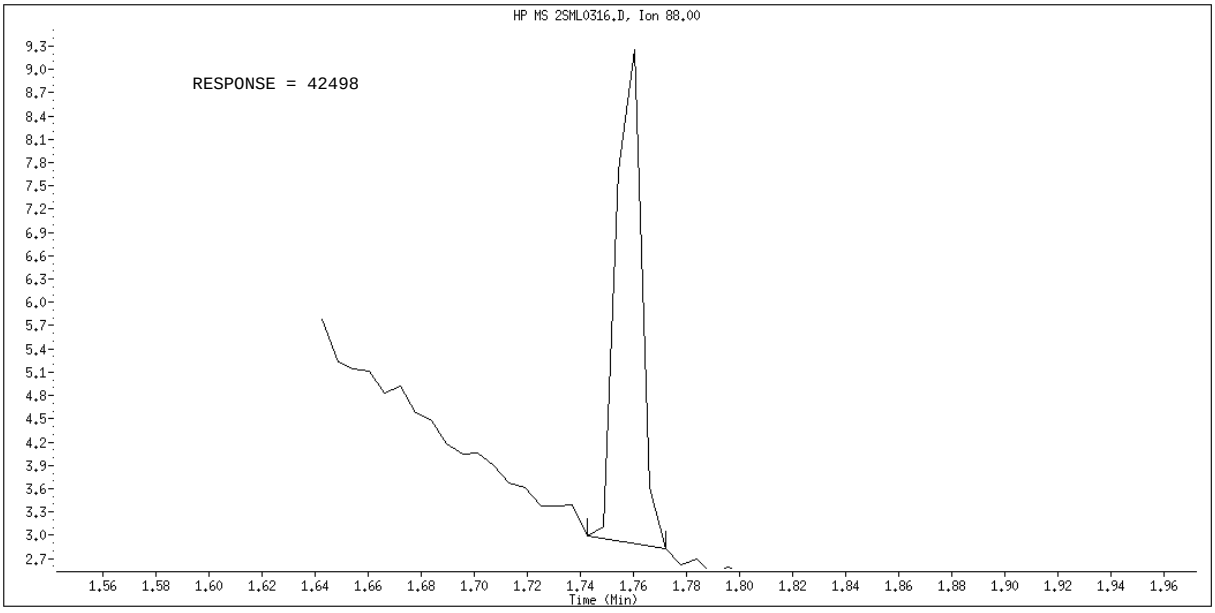

Manual Integration

Manually Integrated By: hulat
Manual Integration Reason: Poor Chromatography

Data File Name: 2SML0316.D
Inj. Date and Time: 16-MAR-2010 14:27
Instrument ID: a4ag2.i
Client ID:
Compound Name: 4-Chloroaniline
CAS #: 106-47-8
Report Date: 03/17/2010

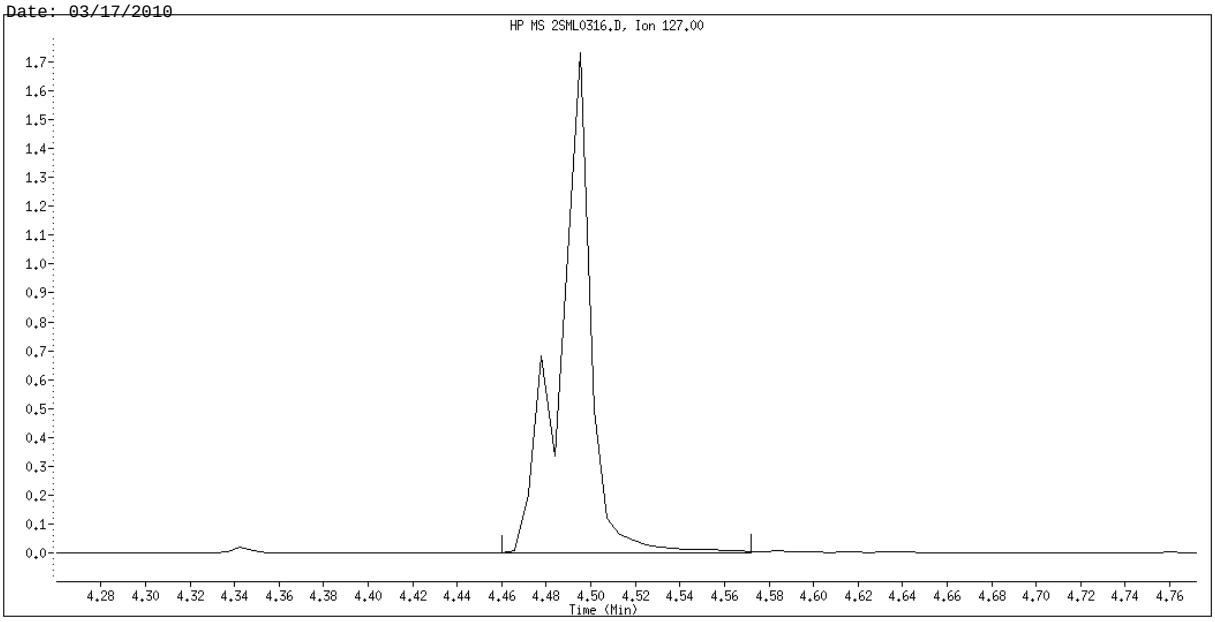

Original Integration

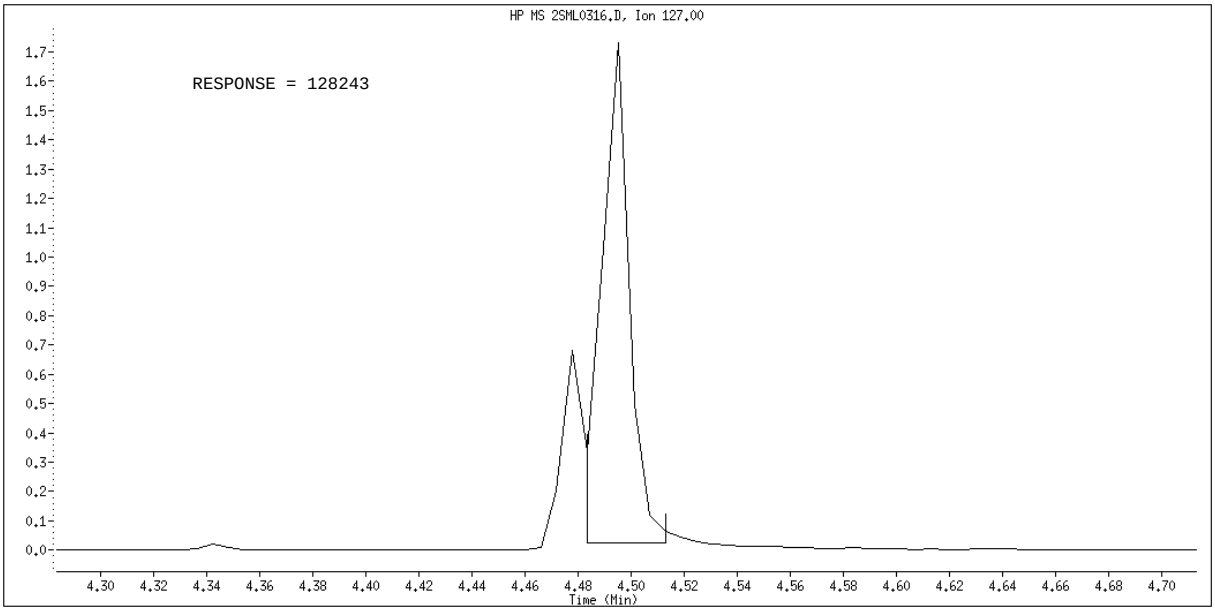

Manual Integration

Manually Integrated By: hulat
Manual Integration Reason: Poor Chromatography

TestAmerica North Canton

Semivolatile REPORT SW-846 Method 8270

Data file : \\cansvr11\dd\chem\MSS\a4ag2.i\00316A.b\2SMM0316.D
Lab Smp Id: L5
Inj Date : 16-MAR-2010 13:52
Operator : 046900 Inst ID: a4ag2.i
Smp Info : L5,00316A.b,8270C-625,3-827042.SUB,1,,5
Misc Info :
Comment   :
Method   : \\cansvr11\dd\chem\MSS\a4ag2.i\00316A.b\8270C-625.m
Meth Date : 17-Mar-2010 06:15 a4ag2.i Quant Type: ISTD
Cal Date : 16-MAR-2010 14:10 Cal File: 2SM0316.D
Als bottle: 6 Calibration Sample, Level: 5
Dil Factor: 1.00000
Integrator: HP RTE Compound Sublist: 3-827042.SUB
Target Version: 4.14
Processing Host: CANPMSSV04

		QUANT SIG					AMOUNTS CAL-AMT	ON-COL
	Compounds	MASS	RT	EXP RT	REL RT	RESPONSE	(NG)	(NG)
*	1 1,4-Dichlorobenzene-d4	152	3.566	3.566	(1.000)	336712	2.00000	
*	2 Naphthalene-d8	136	4.466	4.466	(1.000)	1442708	2.00000	
*	3 Acenaphthene-d10	164	5.736	5.736	(1.000)	765349	2.00000	
*	4 Phenanthrene-d10	188	6.830	6.830	(1.000)	1213481	2.00000	
*	5 Chrysene-d12	240	8.812	8.812	(1.000)	1346643	2.00000	
*	6 Perylene-d12	264	10.247	10.247	(1.000)	1245208	2.00000	
	198 1,4-Dioxane	88	1.754	1.754	(0.492)	209566	2.50000	2.6119(M)
	9 Pyridine	79	1.948	1.948	(0.546)	542697	2.50000	2.5190(Q)
	10 N-Nitrosodimethylamine	74	1.913	1.913	(0.536)	305608	2.50000	2.4938
	12 3-Chloropropionitrile	54	2.319	2.319	(0.650)	291401	2.50000	2.5213(Q)
	209 Benzaldehyde	77	3.271	3.271	(0.918)	380734	2.50000	2.6814
	21 Aniline	93	3.336	3.336	(0.936)	861524	2.50000	2.5023
	22 Phenol	94	3.277	3.277	(0.919)	687959	2.50000	2.4947
	23 bis(2-Chloroethyl)ether	93	3.354	3.354	(0.941)	541082	2.50000	2.2936
	24 2-Chlorophenol	128	3.424	3.424	(0.960)	559377	2.50000	2.5179
	26 1,3-Dichlorobenzene	146	3.530	3.530	(0.990)	562867	2.50000	2.5186
	27 1,4-Dichlorobenzene	146	3.577	3.577	(1.003)	552910	2.50000	2.4907
	28 1,2-Dichlorobenzene	146	3.689	3.689	(1.035)	527503	2.50000	2.4521
	29 Benzyl Alcohol	108	3.636	3.636	(1.020)	371105	2.50000	2.5244
	30 2-Methylphenol	108	3.695	3.695	(1.036)	507843	2.50000	2.4954
	31 bis(2-Chloroisopropyl)ether	45	3.724	3.724	(1.045)	655780	2.50000	2.4236
	37 Acetophenone	105	3.830	3.830	(1.074)	751080	2.50000	2.4899
	32 N-Nitroso-di-n-propylamine	70	3.813	3.813	(1.069)	397942	2.50000	2.4765
	192 4-Methylphenol	108	3.795	3.795	(1.064)	530813	2.50000	2.5113
	34 Hexachloroethane	117	3.930	3.930	(1.102)	223160	2.50000	2.4581
	35 Nitrobenzene	77	3.954	3.954	(0.885)	574759	2.50000	2.4914
	41 Isophorone	82	4.113	4.113	(0.921)	1117898	2.50000	2.4899
	42 2-Nitrophenol	139	4.183	4.183	(0.937)	280694	2.50000	2.5660
	43 2,4-Dimethylphenol	107	4.177	4.177	(0.935)	569749	2.50000	2.4858
	44 bis(2-Chloroethoxy)methane	93	4.242	4.242	(0.950)	634635	2.50000	2.5227
	46 2,4-Toluenediamene	121	5.283	5.283	(1.183)	298952	2.50000	2.6844

47	1,3,5-Trichlorobenzene	180	4.195	4.195 (0.939)	446588	2.50000	2.4294
48	2,4-Dichlorophenol	162	4.342	4.342 (0.972)	409139	2.50000	2.5506

	Compounds	QUANT SIG MASS	RT	EXP RT	REL RT	RESPONSE	AMOUNTS CAL-AMT (NG)	ON-COL (NG)
49	Benzoic Acid	122	4.236	4.236	(0.949)	527934	5.00000	4.9573
50	1,2,4-Trichlorobenzene	180	4.418	4.418	(0.989)	449924	2.50000	2.4791
51	Naphthalene	128	4.477	4.477	(1.003)	1678481	2.50000	2.4831(Q)
52	4-Chloroaniline	127	4.495	4.495	(1.007)	734839	2.50000	2.5469
56	Hexachlorobutadiene	225	4.560	4.560	(1.021)	242655	2.50000	2.4444
210	Caprolactam	113	4.736	4.736	(1.061)	173798	2.50000	2.4592
57	1,2,3-Trichlorobenzene	180	4.577	4.577	(1.025)	417287	2.50000	2.4335
59	4-Chloro-3-Methylphenol	107	4.824	4.824	(1.080)	474649	2.50000	2.4547
62	2-Methylnaphthalene	142	4.971	4.971	(1.113)	890444	2.50000	2.4358
63	1-Methylnaphthalene	142	5.048	5.048	(1.130)	1025316	2.50000	2.4551
64	Hexachlorocyclopentadiene	237	5.089	5.089	(0.887)	275163	2.50000	2.4794
66	2,4,6-Trichlorophenol	196	5.165	5.165	(0.901)	280088	2.50000	2.5440
67	2,4,5-Trichlorophenol	196	5.195	5.195	(0.906)	298154	2.50000	2.4756
211	1,1'-Biphenyl	154	5.301	5.301	(0.924)	1308624	2.50000	2.4804
68	1,2,3,5-Tetrachlorobenzene	216	5.083	5.083	(0.886)	421336	2.50000	2.3834
70	2-Chloronaphthalene	162	5.330	5.330	(0.929)	931897	2.50000	2.4230
73	2-Nitroaniline	65	5.383	5.383	(0.938)	292142	2.50000	2.5029
74	1,2,3,4-Tetrachlorobenzene	216	5.307	5.307	(0.925)	389782	2.50000	2.4039
76	Dimethylphthalate	163	5.495	5.495	(0.958)	1103138	2.50000	2.4925
78	2,6-Dinitrotoluene	165	5.548	5.548	(0.967)	239695	2.50000	2.5255
79	Acenaphthylene	152	5.636	5.636	(0.983)	1590754	2.50000	2.4457
80	1,2-Dinitrobenzene	168	5.595	5.595	(0.975)	119684	2.50000	2.5604
81	3-Nitroaniline	138	5.683	5.683	(0.991)	289427	2.50000	2.5556
82	Acenaphthene	153	5.765	5.765	(1.005)	1004247	2.50000	2.4463
83	2,4-Dinitrophenol	184	5.754	5.754	(1.003)	252517	5.00000	4.6953(Q)
85	4-Nitrophenol	109	5.771	5.771	(1.006)	166792	2.50000	2.4876
86	Dibenzofuran	168	5.889	5.889	(1.027)	1334255	2.50000	2.4245
87	2,4-Dinitrotoluene	165	5.848	5.848	(1.019)	335169	2.50000	2.5328
91	2,3,5,6-Tetrachlorophenol	232	5.936	5.936	(1.035)	223791	2.50000	2.4325
93	Diethylphthalate	149	6.007	6.007	(1.047)	1149624	2.50000	2.4243
94	Fluorene	166	6.136	6.136	(1.070)	1123594	2.50000	2.4116
95	4-Chlorophenyl-phenylether	204	6.118	6.118	(1.067)	499624	2.50000	2.4105
96	4-Nitroaniline	138	6.130	6.130	(1.069)	322625	2.50000	2.4911
98	4,6-Dinitro-2-methylphenol	198	6.154	6.154	(0.901)	147113	2.50000	2.4632
99	N-Nitrosodiphenylamine	169	6.201	6.201	(0.908)	806342	2.50000	2.4484
100	1,2-Diphenylhydrazine	77	6.236	6.236	(0.913)	1282186	2.50000	2.4559
106	4-Bromophenyl-phenylether	248	6.477	6.477	(0.948)	275134	2.50000	2.3957
107	Hexachlorobenzene	284	6.554	6.554	(0.960)	284463	2.50000	2.3323
212	Atrazine	200	6.565	6.565	(0.961)	201948	2.50000	2.5698
111	Pentachlorophenol	266	6.683	6.683	(0.978)	370144	5.00000	4.8262
115	Phenanthrene	178	6.854	6.854	(1.003)	1582438	2.50000	2.3846
116	Anthracene	178	6.889	6.889	(1.009)	1610931	2.50000	2.4457
119	Carbazole	167	6.989	6.989	(1.023)	1531893	2.50000	2.4231
120	Di-n-Butylphthalate	149	7.195	7.195	(1.053)	1943979	2.50000	2.5320
123	Fluoranthene	202	7.730	7.730	(1.132)	1620980	2.50000	2.3974
124	Benzidine	184	7.801	7.801	(0.885)	975867	2.50000	2.5530
125	Pyrene	202	7.906	7.906	(0.897)	1734558	2.50000	2.4900
131	Butylbenzylphthalate	149	8.312	8.312	(0.943)	867536	2.50000	2.5614
133	3,3'-Dimethoxybenzidine	244	8.712	8.712	(0.989)	371221	2.50000	2.5779
135	3,3'-Dichlorobenzidine	252	8.748	8.748	(0.993)	642001	2.50000	2.4649
136	Benzo(a)Anthracene	228	8.801	8.801	(0.999)	1717855	2.50000	2.4647
137	Chrysene	228	8.830	8.830	(1.002)	1541415	2.50000	2.3736

138	4,4'-Methylene bis(o-chloroan	231	8.742	8.742 (0.992)	304802	2.50000	2.4589
139	bis(2-ethylhexyl)Phthalate	149	8.724	8.724 (0.990)	1246977	2.50000	2.5489

Compounds	QUANT SIG MASS	RT	EXP RT	REL RT	RESPONSE	AMOUNTS CAL-AMT (NG)	AMOUNTS ON-COL (NG)
140 Di-n-octylphthalate	149	9.259	9.259	(0.904)	2027362	2.50000	2.4879
141 Benzo(b)fluoranthene	252	9.800	9.800	(0.956)	1653665	2.50000	2.4063
142 Benzo(k)fluoranthene	252	9.824	9.824	(0.959)	1691857	2.50000	2.4220
146 Benzo(a)pyrene	252	10.183	10.183	(0.994)	1513136	2.50000	2.4621
149 Indeno(1,2,3-cd)pyrene	276	11.812	11.812	(1.153)	1772993	2.50000	2.5211
150 Dibenz(a,h)anthracene	278	11.818	11.818	(1.153)	1492889	2.50000	2.5122
151 Benzo(g,h,i)perylene	276	12.294	12.294	(1.200)	1404751	2.50000	2.5004
$ 154 Nitrobenzene-d5	82	3.942	3.942	(0.883)	638911	2.50000	2.4907
$ 155 2-Fluorobiphenyl	172	5.224	5.224	(0.911)	1081979	2.50000	2.4493
$ 156 Terphenyl-d14	244	7.983	7.983	(0.906)	1066901	2.50000	2.4307
$ 157 Phenol-d5	99	3.271	3.271	(0.918)	653196	2.50000	2.4811
$ 158 2-Fluorophenol	112	2.695	2.695	(0.756)	491088	2.50000	2.5296
$ 159 2,4,6-Tribromophenol	330	6.312	6.312	(1.100)	125592	2.50000	2.4724
$ 186 2-Chlorophenol-d4	132	3.413	3.413	(0.957)	509019	2.50000	2.4981
$ 187 1,2-Dichlorobenzene-d4	152	3.677	3.677	(1.031)	336198	2.50000	2.4959
M 195 Cresols, total	100				1038656	2.50000	
101 Diphenylamine	169	6.201	6.201	(0.908)	806342	2.50000	2.4484

QC Flag Legend

Q - Qualifier signal failed the ratio test.
M - Compound response manually integrated.

TestAmerica North Canton

INTERNAL STANDARD COMPOUNDS
AREA AND RT SUMMARY

Instrument ID: a4ag2.i
Lab File ID: 2SMM0316.D
Lab Smp Id: L5
Analysis Type: SV
Quant Type: ISTD
Operator: 046900
Method File: \\cansvr11\dd\chem\MSS\a4ag2.i\00316A.b\8270C-625.m
Misc Info:

Calibration Date: 16-MAR-2010
Calibration Time: 15:19
Level:
Sample Type:

COMPOUND	STANDARD	AREA LIMIT LOWER	AREA LIMIT UPPER	SAMPLE	%DIFF
1 1,4-Dichlorobenze	364606	182303	729212	336712	-7.65
2 Naphthalene-d8	1587553	793777	3175106	1442708	-9.12
3 Acenaphthene-d10	862883	431442	1725766	765349	-11.30
4 Phenanthrene-d10	1370875	685438	2741750	1213481	-11.48
5 Chrysene-d12	1568083	784042	3136166	1346643	-14.12
6 Perylene-d12	1423598	711799	2847196	1245208	-12.53

COMPOUND	STANDARD	RT LIMIT LOWER	RT LIMIT UPPER	SAMPLE	%DIFF
1 1,4-Dichlorobenze	3.57	3.07	4.07	3.57	-0.01
2 Naphthalene-d8	4.47	3.97	4.97	4.47	-0.00
3 Acenaphthene-d10	5.74	5.24	6.24	5.74	-0.11
4 Phenanthrene-d10	6.84	6.34	7.34	6.83	-0.09
5 Chrysene-d12	8.81	8.31	9.31	8.81	-0.00
6 Perylene-d12	10.25	9.75	10.75	10.25	-0.06

AREA UPPER LIMIT = +100% of internal standard area.
AREA LOWER LIMIT = - 50% of internal standard area.
RT UPPER LIMIT = + 0.50 minutes of internal standard RT.
RT LOWER LIMIT = - 0.50 minutes of internal standard RT.

Data File: \\cansvr11\dd\chem\MSS\a4ag2.i\00316A.b\2SMM0316.D

Page 1

Date : 16-MAR-2010 13:52

Client ID:

Instrument: a4ag2.i

Sample Info: L5,00316A.b,8270C-625,3-827042,SUB,1,,5

Operator: 046900

Column phase: db5.625

Column diameter: 0.32

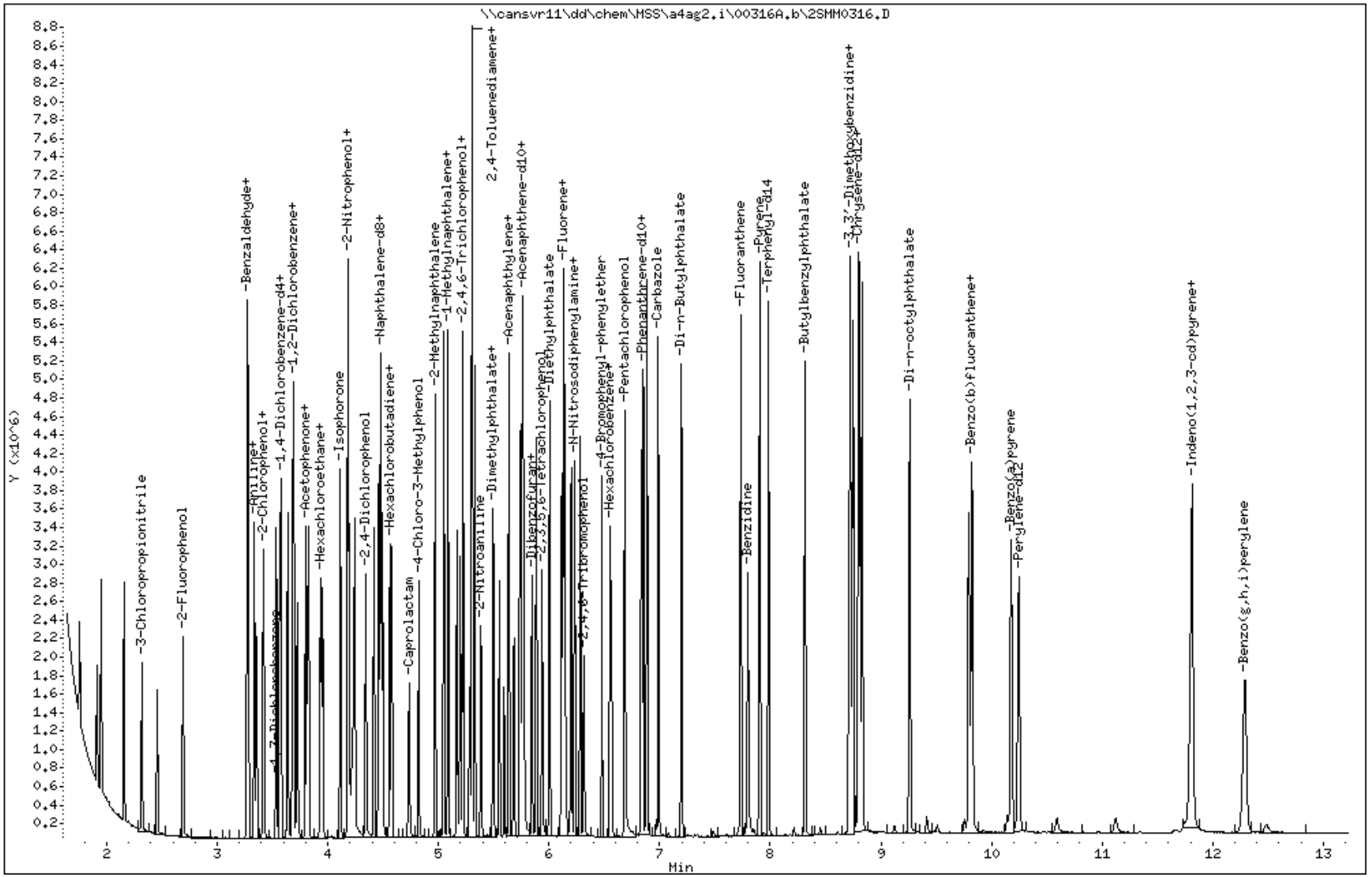

Data File Name: 2SMM0316.D
Inj. Date and Time: 16-MAR-2010 13:52
Instrument ID: a4ag2.i
Client ID:
Compound Name: 1,4-Dioxane
CAS #: 123-91-1
Report Date: 03/17/2010

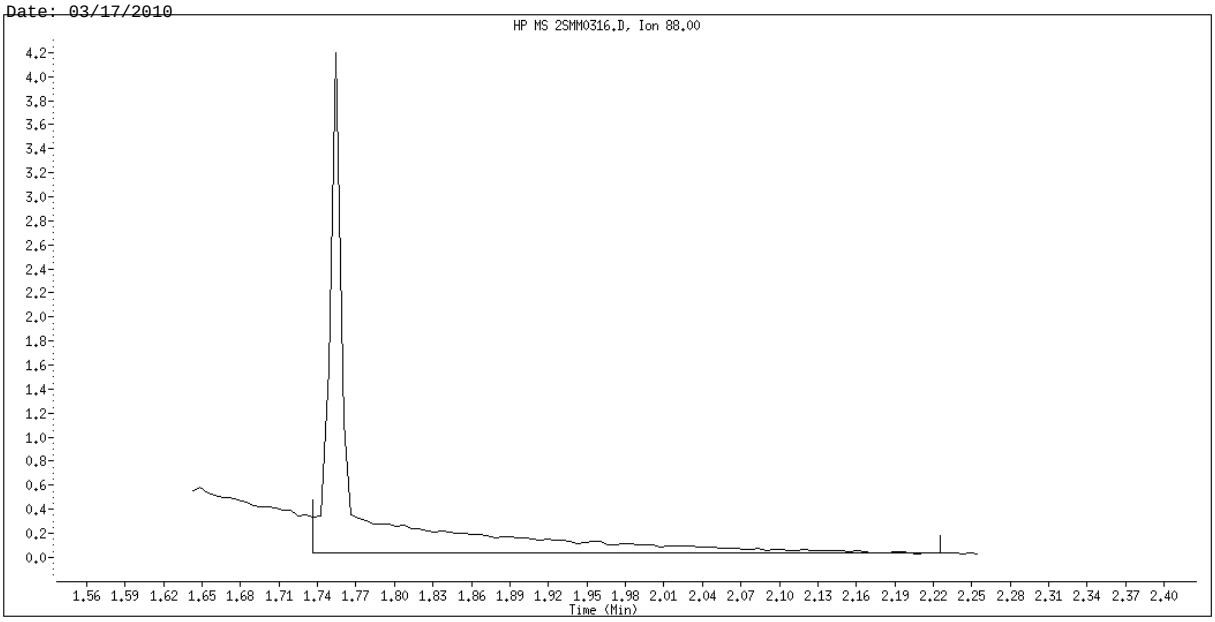

Original Integration

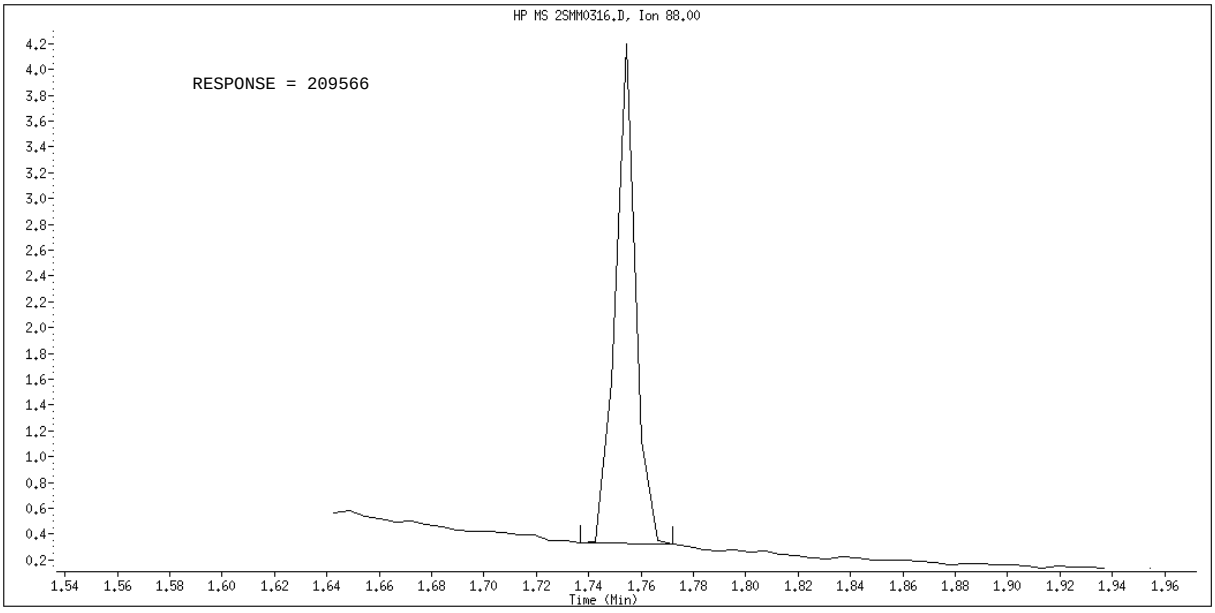

Manual Integration

Manually Integrated By: hulat
Manual Integration Reason: Poor Chromatography

TestAmerica North Canton

CONTINUING CALIBRATION COMPOUNDS

Instrument ID: a4ag2.i Injection Date: 16-MAR-2010 15:19
Lab File ID: ICVTCL.D Init. Cal. Date(s): 05-MAR-2010 16-MAR-2010
Analysis Type: Init. Cal. Times: 12:00 15:01
Lab Sample ID: ICVTCL Quant Type: ISTD
Method: \\cansvr11\dd\chem\MSS\a4ag2.i\00316A.b\8270C-625.m

COMPOUND	RRF / AMOUNT	RF5	CCAL RRF5	MIN RRF	%D / %DRIFT	MAX %D / %DRIFT	CURVE TYPE
198 1,4-Dioxane	0.47658	0.46090	0.46090	0.010	3.28890	50.00000	Averaged
9 Pyridine	1.27969	1.27179	1.27179	0.010	0.61699	50.00000	Averaged
10 N-Nitrosodimethylamine	0.72790	0.70574	0.70574	0.010	3.04451	50.00000	Averaged
12 3-Chloropropionitrile	0.68649	0.66547	0.66547	0.010	3.06232	50.00000	Averaged
209 Benzaldehyde	0.84340	0.82461	0.82461	0.010	2.22837	50.00000	Averaged
21 Aniline	2.04504	1.93976	1.93976	0.010	5.14793	50.00000	Averaged
22 Phenol	1.63799	1.64488	1.64488	0.010	-0.42052	20.00000	Averaged
23 bis(2-Chloroethyl)ether	1.40125	1.38964	1.38964	0.010	0.82847	50.00000	Averaged
24 2-Chlorophenol	1.31957	1.31622	1.31622	0.010	0.25356	50.00000	Averaged
26 1,3-Dichlorobenzene	1.32747	1.28381	1.28381	0.010	3.28909	50.00000	Averaged
27 1,4-Dichlorobenzene	1.31857	1.29312	1.29312	0.010	1.93029	20.00000	Averaged
28 1,2-Dichlorobenzene	1.27778	1.26611	1.26611	0.010	0.91356	50.00000	Averaged
29 Benzyl Alcohol	0.87320	0.87895	0.87895	0.010	-0.65823	50.00000	Averaged
30 2-Methylphenol	1.20882	1.20508	1.20508	0.010	0.30904	50.00000	Averaged
31 bis(2-Chloroisopropyl)ether	1.60718	1.57855	1.57855	0.010	1.78116	50.00000	Averaged
37 Acetophenone	1.79175	1.78006	1.78006	0.010	0.65230	50.00000	Averaged
32 N-Nitroso-di-n-propylamine	0.95445	0.97173	0.97173	0.050	-1.81025	50.00000	Averaged
192 4-Methylphenol	1.25551	1.27358	1.27358	0.010	-1.43914	50.00000	Averaged
34 Hexachloroethane	0.53926	0.53002	0.53002	0.010	1.71259	50.00000	Averaged
35 Nitrobenzene	0.31982	0.31705	0.31705	0.010	0.86510	50.00000	Averaged
41 Isophorone	0.62240	0.61839	0.61839	0.010	0.64379	50.00000	Averaged
42 2-Nitrophenol	0.15165	0.15942	0.15942	0.010	-5.12913	20.00000	Averaged
43 2,4-Dimethylphenol	0.31774	0.31902	0.31902	0.010	-0.40307	50.00000	Averaged
44 bis(2-Chloroethoxy)methane	0.34875	0.34931	0.34931	0.010	-0.15976	50.00000	Averaged
46 2,4-Toluenediamene	0.15438	0.14247	0.14247	0.010	7.71643	50.00000	Averaged
47 1,3,5-Trichlorobenzene	0.25483	0.24758	0.24758	0.010	2.84661	50.00000	Averaged
48 2,4-Dichlorophenol	0.22237	0.22320	0.22320	0.010	-0.37282	20.00000	Averaged
49 Benzoic Acid	10.00000	9.51956	0.16572	0.010	4.80436	0.000e+000	Quadratic
50 1,2,4-Trichlorobenzene	0.25159	0.24710	0.24710	0.010	1.78608	50.00000	Averaged
51 Naphthalene	0.93706	0.93227	0.93227	0.010	0.51126	50.00000	Averaged
52 4-Chloroaniline	0.39997	0.37883	0.37883	0.010	5.28616	50.00000	Averaged
56 Hexachlorobutadiene	0.13761	0.13748	0.13748	0.010	0.09668	20.00000	Averaged
210 Caprolactam	5.00000	4.80816	0.09762	0.010	3.83690	0.000e+000	Quadratic
57 1,2,3-Trichlorobenzene	0.23771	0.23320	0.23320	0.010	1.89924	50.00000	Averaged
59 4-Chloro-3-Methylphenol	0.26805	0.26603	0.26603	0.010	0.75467	20.00000	Averaged
62 2-Methylnaphthalene	0.50679	0.50628	0.50628	0.010	0.09890	50.00000	Averaged
63 1-Methylnaphthalene	0.57895	0.57140	0.57140	0.010	1.30440	50.00000	Averaged
64 Hexachlorocyclopentadiene	5.00000	4.90332	0.30293	0.050	1.93358	0.000e+000	Quadratic
66 2,4,6-Trichlorophenol	0.28771	0.28957	0.28957	0.010	-0.64753	20.00000	Averaged
67 2,4,5-Trichlorophenol	0.31473	0.29444	0.29444	0.010	6.44670	50.00000	Averaged
211 1,1'-Biphenyl	1.37867	1.39090	1.39090	0.010	-0.88693	50.00000	Averaged
68 1,2,3,5-Tetrachlorobenzene	0.46195	0.46325	0.46325	0.010	-0.28197	50.00000	Averaged

TestAmerica North Canton

CONTINUING CALIBRATION COMPOUNDS

Instrument ID: a4ag2.i Injection Date: 16-MAR-2010 15:19
Lab File ID: ICVTCL.D Init. Cal. Date(s): 05-MAR-2010 16-MAR-2010
Analysis Type: Init. Cal. Times: 12:00 15:01
Lab Sample ID: ICVTCL Quant Type: ISTD
Method: \\cansvr11\dd\chem\MSS\a4ag2.i\00316A.b\8270C-625.m

COMPOUND	RRF / AMOUNT	RF5	CCAL RRF5	MIN RRF	%D / %DRIFT	MAX %D / %DRIFT	CURVE TYPE
70 2-Chloronaphthalene	1.00504	0.98229	0.98229	0.010	2.26310	50.00000	Averaged
73 2-Nitroaniline	0.30502	0.30463	0.30463	0.010	0.12793	50.00000	Averaged
74 1,2,3,4-Tetrachlorobenzene	0.42371	0.42606	0.42606	0.010	-0.55303	50.00000	Averaged
76 Dimethylphthalate	1.15657	1.13918	1.13918	0.010	1.50306	50.00000	Averaged
78 2,6-Dinitrotoluene	0.24802	0.25224	0.25224	0.010	-1.70349	50.00000	Averaged
79 Acenaphthylene	1.69966	1.68525	1.68525	0.010	0.84806	50.00000	Averaged
80 1,2-Dinitrobenzene	0.12215	0.12489	0.12489	0.010	-2.24278	50.00000	Averaged
81 3-Nitroaniline	0.29595	0.30178	0.30178	0.010	-1.96922	50.00000	Averaged
82 Acenaphthene	1.07275	1.05800	1.05800	0.010	1.37519	20.00000	Averaged
83 2,4-Dinitrophenol	10.00000	9.10692	0.14702	0.050	8.93083	0.000e+000	Quadratic
85 4-Nitrophenol	5.00000	4.57326	0.17314	0.050	8.53476	0.000e+000	Quadratic
86 Dibenzofuran	1.43808	1.42236	1.42236	0.010	1.09255	50.00000	Averaged
87 2,4-Dinitrotoluene	5.00000	4.93322	0.35630	0.010	1.33557	0.000e+000	Quadratic
91 2,3,5,6-Tetrachlorophenol	0.24041	0.24289	0.24289	0.010	-1.02949	50.00000	Averaged
93 Diethylphthalate	1.23921	1.22018	1.22018	0.010	1.53559	50.00000	Averaged
94 Fluorene	1.21751	1.22890	1.22890	0.010	-0.93579	50.00000	Averaged
95 4-Chlorophenyl-phenylether	0.54163	0.53994	0.53994	0.010	0.31347	50.00000	Averaged
96 4-Nitroaniline	5.00000	4.83432	0.34409	0.010	3.31351	0.000e+000	Quadratic
98 4,6-Dinitro-2-methylphenol	5.00000	4.66288	0.10416	0.010	6.74235	0.000e+000	Quadratic
99 N-Nitrosodiphenylamine	0.54278	0.54417	0.54417	0.010	-0.25652	20.00000	Averaged
100 1,2-Diphenylhydrazine	0.86048	0.85782	0.85782	0.010	0.30881	50.00000	Averaged
106 4-Bromophenyl-phenylether	0.18928	0.18683	0.18683	0.010	1.29694	50.00000	Averaged
107 Hexachlorobenzene	0.20102	0.19906	0.19906	0.010	0.97244	50.00000	Averaged
212 Atrazine	0.12952	0.13010	0.13010	0.010	-0.44542	50.00000	Averaged
111 Pentachlorophenol	10.00000	9.75472	0.13616	0.010	2.45277	20.00000	Quadratic
115 Phenanthrene	1.09373	1.06521	1.06521	0.010	2.60746	50.00000	Averaged
116 Anthracene	1.08559	1.08353	1.08353	0.010	0.18941	50.00000	Averaged
119 Carbazole	1.04195	1.03160	1.03160	0.010	0.99308	50.00000	Averaged
120 Di-n-Butylphthalate	1.26539	1.34429	1.34429	0.010	-6.23527	50.00000	Averaged
123 Fluoranthene	1.11440	1.11544	1.11544	0.010	-0.09402	20.00000	Averaged
124 Benzidine	0.56770	0.55827	0.55827	0.010	1.65956	50.00000	Averaged
125 Pyrene	1.03457	1.04298	1.04298	0.010	-0.81298	50.00000	Averaged
131 Butylbenzylphthalate	0.50302	0.51400	0.51400	0.010	-2.18223	50.00000	Averaged
133 3,3'-Dimethoxybenzidine	0.21386	0.19668	0.19668	0.010	8.03560	50.00000	Averaged
135 3,3'-Dichlorobenzidine	0.38683	0.39117	0.39117	0.010	-1.12204	50.00000	Averaged
136 Benzo(a)Anthracene	1.03515	1.00908	1.00908	0.010	2.51848	50.00000	Averaged
137 Chrysene	0.96447	0.93909	0.93909	0.010	2.63117	50.00000	Averaged
138 4,4'-Methylene bis(o-chloro	5.00000	4.90879	0.19183	0.010	1.82428	0.000e+000	Quadratic
139 bis(2-ethylhexyl)Phthalate	0.72658	0.74358	0.74358	0.010	-2.33892	50.00000	Averaged
140 Di-n-octylphthalate	5.00000	4.86612	1.34441	0.010	2.67755	0.000e+000	Quadratic
141 Benzo(b)fluoranthene	1.10378	1.05000	1.05000	0.010	4.87205	50.00000	Averaged
142 Benzo(k)fluoranthene	1.12195	1.14390	1.14390	0.010	-1.95613	50.00000	Averaged

TestAmerica North Canton

CONTINUING CALIBRATION COMPOUNDS

Instrument ID: a4ag2.i Injection Date: 16-MAR-2010 15:19
Lab File ID: ICVTCL.D Init. Cal. Date(s): 05-MAR-2010 16-MAR-2010
Analysis Type: Init. Cal. Times: 12:00 15:01
Lab Sample ID: ICVTCL Quant Type: ISTD
Method: \\cansvr11\dd\chem\MSS\a4ag2.i\00316A.b\8270C-625.m

COMPOUND	RRF / AMOUNT	RF5	CCAL RRF5	MIN RRF	%D / %DRIFT	MAX %D / %DRIFT	CURVE TYPE
146 Benzo(a)pyrene	0.98711	0.98992	0.98992	0.010	-0.28453	20.00000	Averaged
149 Indeno(1,2,3-cd)pyrene	1.12956	1.15666	1.15666	0.010	-2.39927	50.00000	Averaged
150 Dibenz(a,h)anthracene	0.95448	0.98215	0.98215	0.010	-2.89860	50.00000	Averaged
151 Benzo(g,h,i)perylene	0.90234	0.91035	0.91035	0.010	-0.88717	50.00000	Averaged
$ 154 Nitrobenzene-d5	0.35560	0.35042	0.35042	0.010	1.45721	50.00000	Averaged
$ 155 2-Fluorobiphenyl	1.15436	1.11516	1.11516	0.010	3.39617	50.00000	Averaged
$ 156 Terphenyl-d14	0.65189	0.65662	0.65662	0.010	-0.72596	50.00000	Averaged
$ 157 Phenol-d5	1.56377	1.56339	1.56339	0.010	0.02434	50.00000	Averaged
$ 158 2-Fluorophenol	1.15311	1.12608	1.12608	0.010	2.34431	50.00000	Averaged
$ 159 2,4,6-Tribromophenol	5.00000	4.82543	0.13623	0.010	3.49130	0.000e+000	Quadratic
$ 186 2-Chlorophenol-d4	1.21032	1.18766	1.18766	0.010	1.87281	50.00000	Averaged
$ 187 1,2-Dichlorobenzene-d4	0.80008	0.78914	0.78914	0.010	1.36695	50.00000	Averaged
M 195 Cresols, total	2.46433	2.47866	2.47866	0.010	-0.58161	50.00000	Averaged
101 Diphenylamine	0.54278	0.54417	0.54417	0.010	-0.25652	50.00000	Averaged

TestAmerica North Canton

Semivolatile REPORT SW-846 Method 8270

Data file : \\cansvr11\dd\chem\MSS\a4ag2.i\00316A.b\ICVTCL.D
Lab Smp Id: ICVTCL
Inj Date : 16-MAR-2010 15:19
Operator : 046900 Inst ID: a4ag2.i
Smp Info : ICVTCL,00316A.b,8270C-625,3-827042.SUB,2
Misc Info :
Comment :
Method : \\cansvr11\dd\chem\MSS\a4ag2.i\00316A.b\8270C-625.m
Meth Date : 17-Mar-2010 07:09 a4ag2.i Quant Type: ISTD
Cal Date : 16-MAR-2010 12:43 Cal File: 2SHHH0316.D
Als bottle: 11 Continuing Calibration Sample
Dil Factor: 1.00000
Integrator: HP RTE Compound Sublist: 3-827042.SUB
Target Version: 4.14
Processing Host: CANPMSSV04

	Compounds	QUANT SIG MASS	RT	EXP RT	REL RT	RESPONSE	AMOUNTS CAL-AMT (NG)	ON-COL (NG)
* 1	1,4-Dichlorobenzene-d4	152	3.566	3.566	(1.000)	364606	2.00000	
* 2	Naphthalene-d8	136	4.466	4.466	(1.000)	1587553	2.00000	
* 3	Acenaphthene-d10	164	5.742	5.742	(1.000)	862883	2.00000	
* 4	Phenanthrene-d10	188	6.836	6.836	(1.000)	1370875	2.00000	
* 5	Chrysene-d12	240	8.812	8.812	(1.000)	1568083	2.00000	
* 6	Perylene-d12	264	10.254	10.254	(1.000)	1423598	2.00000	
198	1,4-Dioxane	88	1.748	1.748	(0.490)	420119	5.00000	4.8356(M)
9	Pyridine	79	1.948	1.948	(0.546)	1159260	5.00000	4.9692
10	N-Nitrosodimethylamine	74	1.913	1.913	(0.537)	643292	5.00000	4.8478
12	3-Chloropropionitrile	54	2.319	2.319	(0.650)	606582	5.00000	4.8469
209	Benzaldehyde	77	3.272	3.272	(0.918)	751641	5.00000	4.8886
21	Aniline	93	3.342	3.342	(0.937)	1768124	5.00000	4.7426
22	Phenol	94	3.283	3.283	(0.921)	1499333	5.00000	5.0210
23	bis(2-Chloroethyl)ether	93	3.360	3.360	(0.942)	1266677	5.00000	4.9586
24	2-Chlorophenol	128	3.425	3.425	(0.960)	1199754	5.00000	4.9873
26	1,3-Dichlorobenzene	146	3.530	3.530	(0.990)	1170208	5.00000	4.8355
27	1,4-Dichlorobenzene	146	3.578	3.578	(1.003)	1178695	5.00000	4.9035
28	1,2-Dichlorobenzene	146	3.689	3.689	(1.035)	1154076	5.00000	4.9543
29	Benzyl Alcohol	108	3.636	3.636	(1.020)	801176	5.00000	5.0329
30	2-Methylphenol	108	3.695	3.695	(1.036)	1098453	5.00000	4.9845
31	bis(2-Chloroisopropyl)ether	45	3.725	3.725	(1.045)	1438872	5.00000	4.9109
37	Acetophenone	105	3.830	3.830	(1.074)	1622555	5.00000	4.9674
32	N-Nitroso-di-n-propylamine	70	3.819	3.819	(1.071)	885744	5.00000	5.0905
192	4-Methylphenol	108	3.801	3.801	(1.066)	1160887	5.00000	5.0720
34	Hexachloroethane	117	3.930	3.930	(1.102)	483121	5.00000	4.9144
35	Nitrobenzene	77	3.960	3.960	(0.887)	1258334	5.00000	4.9567
41	Isophorone	82	4.119	4.119	(0.922)	2454322	5.00000	4.9678
42	2-Nitrophenol	139	4.183	4.183	(0.937)	632735	5.00000	5.2564
43	2,4-Dimethylphenol	107	4.177	4.177	(0.935)	1266172	5.00000	5.0202
44	bis(2-Chloroethoxy)methane	93	4.248	4.248	(0.951)	1386357	5.00000	5.0080

46	2,4-Toluenediamene	121	5.283	5.283 (1.183)	565449	5.00000	4.6142
47	1,3,5-Trichlorobenzene	180	4.195	4.195 (0.939)	982612	5.00000	4.8577
48	2,4-Dichlorophenol	162	4.348	4.348 (0.974)	885852	5.00000	5.0186

	Compounds	QUANT SIG MASS	RT	EXP RT	REL RT	RESPONSE	AMOUNTS CAL-AMT (NG)	AMOUNTS ON-COL (NG)
49	Benzoic Acid	122	4.266	4.266	(0.955)	1315451	10.0000	9.5196
50	1,2,4-Trichlorobenzene	180	4.419	4.419	(0.989)	980696	5.00000	4.9107
51	Naphthalene	128	4.483	4.483	(1.004)	3700086	5.00000	4.9744
52	4-Chloroaniline	127	4.495	4.495	(1.007)	1503514	5.00000	4.7357
56	Hexachlorobutadiene	225	4.560	4.560	(1.021)	545645	5.00000	4.9952
210	Caprolactam	113	4.754	4.754	(1.065)	387431	5.00000	4.8082
57	1,2,3-Trichlorobenzene	180	4.583	4.583	(1.026)	925532	5.00000	4.9050
59	4-Chloro-3-Methylphenol	107	4.825	4.825	(1.080)	1055849	5.00000	4.9623
62	2-Methylnaphthalene	142	4.972	4.972	(1.113)	2009383	5.00000	4.9950
63	1-Methylnaphthalene	142	5.048	5.048	(1.130)	2267805	5.00000	4.9348
64	Hexachlorocyclopentadiene	237	5.089	5.089	(0.886)	653491	5.00000	4.9033
66	2,4,6-Trichlorophenol	196	5.166	5.166	(0.900)	624671	5.00000	5.0324
67	2,4,5-Trichlorophenol	196	5.195	5.195	(0.905)	635163	5.00000	4.6777
211	1,1'-Biphenyl	154	5.307	5.307	(0.924)	3000464	5.00000	5.0443
68	1,2,3,5-Tetrachlorobenzene	216	5.089	5.089	(0.886)	999327	5.00000	5.0141
70	2-Chloronaphthalene	162	5.330	5.330	(0.928)	2119013	5.00000	4.8868
73	2-Nitroaniline	65	5.389	5.389	(0.939)	657143	5.00000	4.9936
74	1,2,3,4-Tetrachlorobenzene	216	5.307	5.307	(0.924)	919096	5.00000	5.0276
76	Dimethylphthalate	163	5.501	5.501	(0.958)	2457456	5.00000	4.9248
78	2,6-Dinitrotoluene	165	5.554	5.554	(0.967)	544139	5.00000	5.0852
79	Acenaphthylene	152	5.642	5.642	(0.983)	3635426	5.00000	4.9576
80	1,2-Dinitrobenzene	168	5.601	5.601	(0.975)	269420	5.00000	5.1121
81	3-Nitroaniline	138	5.683	5.683	(0.990)	651000	5.00000	5.0985
82	Acenaphthene	153	5.766	5.766	(1.004)	2282319	5.00000	4.9312
83	2,4-Dinitrophenol	184	5.760	5.760	(1.003)	634301	10.0000	9.1069
85	4-Nitrophenol	109	5.777	5.777	(1.006)	373491	5.00000	4.5733
86	Dibenzofuran	168	5.889	5.889	(1.026)	3068335	5.00000	4.9454
87	2,4-Dinitrotoluene	165	5.854	5.854	(1.019)	768619	5.00000	4.9332
91	2,3,5,6-Tetrachlorophenol	232	5.936	5.936	(1.034)	523964	5.00000	5.0515
93	Diethylphthalate	149	6.007	6.007	(1.046)	2632175	5.00000	4.9232
94	Fluorene	166	6.142	6.142	(1.070)	2650998	5.00000	5.0468
95	4-Chlorophenyl-phenylether	204	6.119	6.119	(1.066)	1164755	5.00000	4.9843
96	4-Nitroaniline	138	6.136	6.136	(1.069)	742269	5.00000	4.8343
98	4,6-Dinitro-2-methylphenol	198	6.154	6.154	(0.900)	356983	5.00000	4.6629
99	N-Nitrosodiphenylamine	169	6.201	6.201	(0.907)	1864981	5.00000	5.0128
100	1,2-Diphenylhydrazine	77	6.236	6.236	(0.912)	2939922	5.00000	4.9846
106	4-Bromophenyl-phenylether	248	6.483	6.483	(0.948)	640299	5.00000	4.9352
107	Hexachlorobenzene	284	6.554	6.554	(0.959)	682231	5.00000	4.9514
212	Atrazine	200	6.566	6.566	(0.960)	445868	5.00000	5.0223
111	Pentachlorophenol	266	6.689	6.689	(0.978)	933295	10.0000	9.7547
115	Phenanthrene	178	6.854	6.854	(1.003)	3650689	5.00000	4.8696
116	Anthracene	178	6.889	6.889	(1.008)	3713473	5.00000	4.9905
119	Carbazole	167	6.995	6.995	(1.023)	3535484	5.00000	4.9503
120	Di-n-Butylphthalate	149	7.201	7.201	(1.053)	4607131	5.00000	5.3118
123	Fluoranthene	202	7.736	7.736	(1.132)	3822839	5.00000	5.0047
124	Benzidine	184	7.801	7.801	(0.885)	2188553	5.00000	4.9170
125	Pyrene	202	7.913	7.913	(0.898)	4088703	5.00000	5.0406
131	Butylbenzylphthalate	149	8.318	8.318	(0.944)	2014978	5.00000	5.1091
133	3,3'-Dimethoxybenzidine	244	8.718	8.718	(0.989)	771018	5.00000	4.5982
135	3,3'-Dichlorobenzidine	252	8.754	8.754	(0.993)	1533465	5.00000	5.0561
136	Benzo(a)Anthracene	228	8.807	8.807	(0.999)	3955794	5.00000	4.8741
137	Chrysene	228	8.836	8.836	(1.003)	3681429	5.00000	4.8684

138	4,4'-Methylene bis(o-chloroan	231	8.748	8.748 (0.993)	752028	5.00000	4.9088
139	bis(2-ethylhexyl)Phthalate	149	8.724	8.724 (0.990)	2914975	5.00000	5.1169

Compounds	QUANT SIG MASS	RT	EXP RT	REL RT	RESPONSE	AMOUNTS CAL-AMT (NG)	AMOUNTS ON-COL (NG)
140 Di-n-octylphthalate	149	9.260	9.260	(0.903)	4784746	5.00000	4.8661
141 Benzo(b)fluoranthene	252	9.807	9.807	(0.956)	3736947	5.00000	4.7564
142 Benzo(k)fluoranthene	252	9.836	9.836	(0.959)	4071132	5.00000	5.0978
146 Benzo(a)pyrene	252	10.189	10.189	(0.994)	3523122	5.00000	5.0142
149 Indeno(1,2,3-cd)pyrene	276	11.836	11.836	(1.154)	4116547	5.00000	5.1200
150 Dibenz(a,h)anthracene	278	11.836	11.836	(1.154)	3495468	5.00000	5.1449
151 Benzo(g,h,i)perylene	276	12.312	12.312	(1.201)	3239926	5.00000	5.0444
$ 154 Nitrobenzene-d5	82	3.942	3.942	(0.883)	1390773	5.00000	4.9271
$ 155 2-Fluorobiphenyl	172	5.224	5.224	(0.910)	2405631	5.00000	4.8302
$ 156 Terphenyl-d14	244	7.983	7.983	(0.906)	2574088	5.00000	5.0363
$ 157 Phenol-d5	99	3.272	3.272	(0.918)	1425053	5.00000	4.9988
$ 158 2-Fluorophenol	112	2.689	2.689	(0.754)	1026439	5.00000	4.8828
$ 159 2,4,6-Tribromophenol	330	6.319	6.319	(1.100)	293866	5.00000	4.8254
$ 186 2-Chlorophenol-d4	132	3.413	3.413	(0.957)	1082566	5.00000	4.9064
$ 187 1,2-Dichlorobenzene-d4	152	3.678	3.678	(1.031)	719315	5.00000	4.9316
101 Diphenylamine	169	6.201	6.201	(0.907)	1864981	5.00000	5.0128

QC Flag Legend

M - Compound response manually integrated.

TestAmerica North Canton

INTERNAL STANDARD COMPOUNDS
AREA AND RT SUMMARY

Instrument ID: a4ag2.i
Lab File ID: ICVTCL.D
Lab Smp Id: ICVTCL
Analysis Type: SV
Quant Type: ISTD
Operator: 046900
Method File: \\cansvr11\dd\chem\MSS\a4ag2.i\00316A.b\8270C-625.m
Misc Info:

Calibration Date: 16-MAR-2010
Calibration Time: 13:35
Level:
Sample Type:

		AREA LIMIT			
COMPOUND	STANDARD	LOWER	UPPER	SAMPLE	%DIFF
1 1,4-Dichlorobenze	321356	160678	642712	364606	13.46
2 Naphthalene-d8	1381712	690856	2763424	1587553	14.90
3 Acenaphthene-d10	718496	359248	1436992	862883	20.10
4 Phenanthrene-d10	1160355	580178	2320710	1370875	18.14
5 Chrysene-d12	1313703	656852	2627406	1568083	19.36
6 Perylene-d12	1198016	599008	2396032	1423598	18.83

		RT LIMIT			
COMPOUND	STANDARD	LOWER	UPPER	SAMPLE	%DIFF
1 1,4-Dichlorobenze	3.57	3.07	4.07	3.57	0.01
2 Naphthalene-d8	4.47	3.97	4.97	4.47	0.00
3 Acenaphthene-d10	5.74	5.24	6.24	5.74	0.00
4 Phenanthrene-d10	6.83	6.33	7.33	6.84	0.09
5 Chrysene-d12	8.81	8.31	9.31	8.81	0.07
6 Perylene-d12	10.25	9.75	10.75	10.25	0.06

AREA UPPER LIMIT = +100% of internal standard area.
AREA LOWER LIMIT = - 50% of internal standard area.
RT UPPER LIMIT = + 0.50 minutes of internal standard RT.
RT LOWER LIMIT = - 0.50 minutes of internal standard RT.

Data File: \\cansvr11\dd\chem\MSS\a4ag2.i\00316A.b\ICVTCL.D

Page 1

Date : 16-MAR-2010 15:19

Client ID:

Instrument: a4ag2.i

Sample Info: ICVTCL,00316A.b,8270C-625,3-827042,SUB,2

Operator: 046900

Column phase: db5.625

Column diameter: 0.32

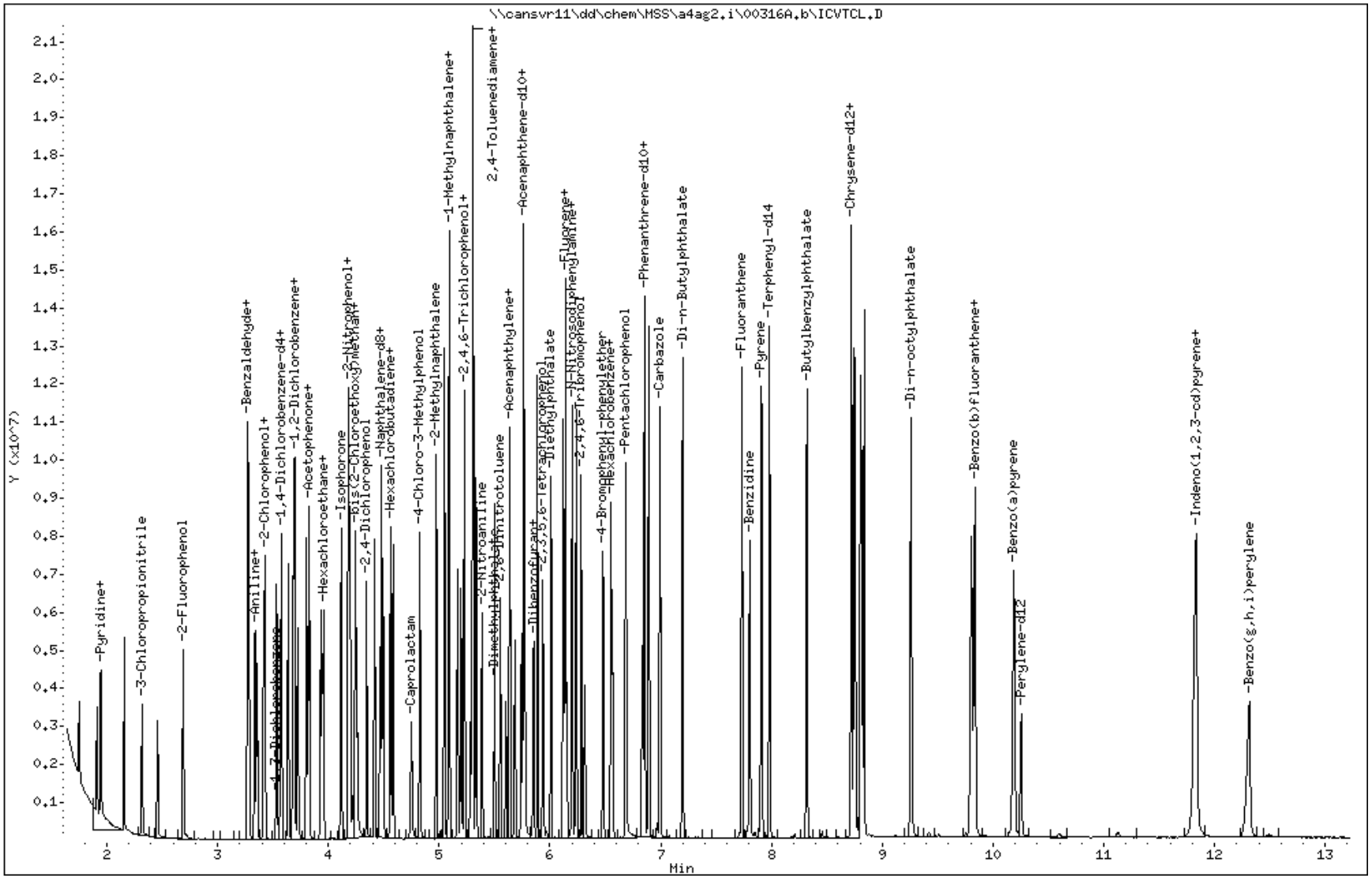

Data File Name: ICVTCL.D
Inj. Date and Time: 16-MAR-2010 15:19
Instrument ID: a4ag2.i
Client ID:
Compound Name: 1,4-Dioxane
CAS #: 123-91-1
Report Date: 03/17/2010

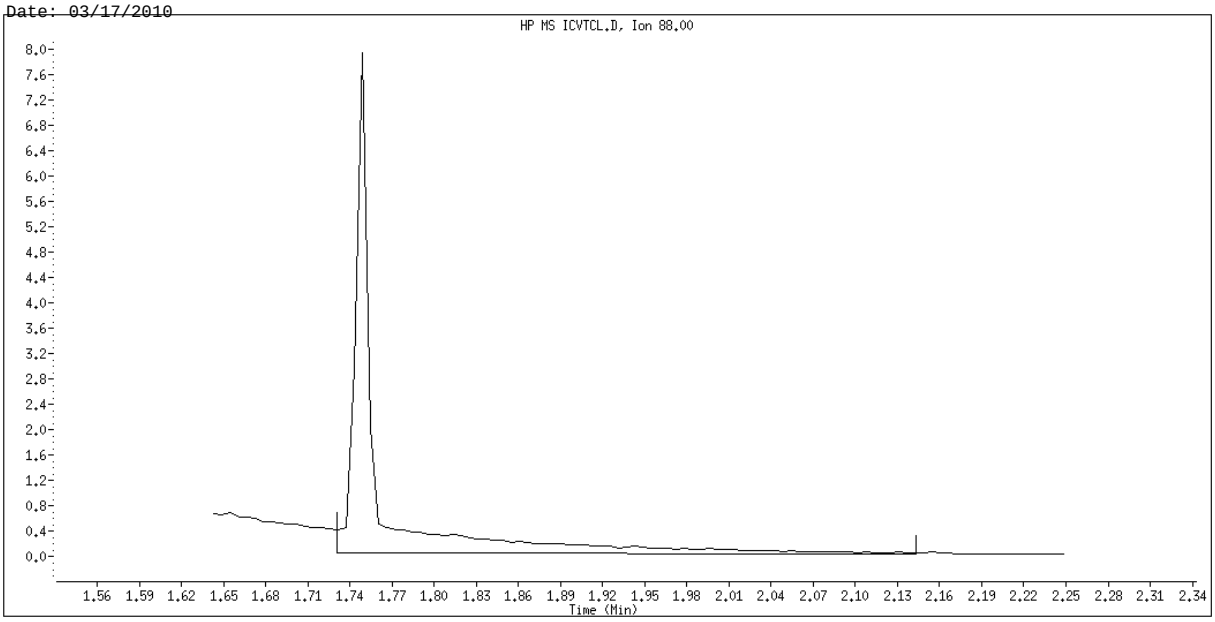

Original Integration

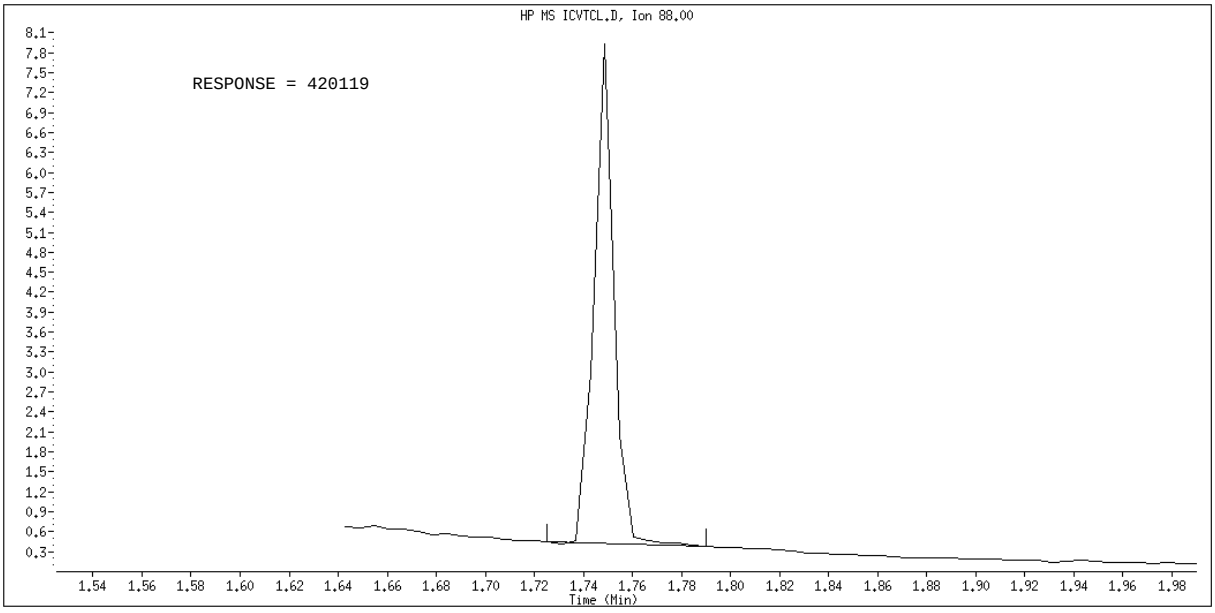

Manual Integration

Manually Integrated By: hulat
Manual Integration Reason: Poor Chromatography

TestAmerica North Canton

RECOVERY REPORT

Client Name: Client SDG: SDGa00195
Sample Matrix: LIQUID Fraction: SV
Lab Smp Id: QCMRL
Level: LOW Operator: 046900
Data Type: MS DATA SampleType: mrl
SpikeList File: qcmrl.spk Quant Type: ISTD
Sublist File: qcmrl.sub
Method File: \\cansvr11\dd\chem\MSS\a4ag2.i\00316A.b\8270C-625.m
Misc Info:

SPIKE	COMPOUND	CONC ADDED ug/L	CONC RECOVERED ug/L	% RECOVERED	LIMITS
82	Acenaphthene	10.000	9.8290	98.29	70-130
79	Acenaphthylene	10.000	9.8391	98.39	70-130
116	Anthracene	10.000	9.6453	96.45	70-130
136	Benzo(a)Anthracene	10.000	9.5269	95.27	70-130
141	Benzo(b)fluoranthe	10.000	9.1980	91.98	70-130
151	Benzo(g,h,i)peryle	10.000	9.8232	98.23	70-130
146	Benzo(a)pyrene	10.000	9.7958	97.96	70-130
29	Benzyl Alcohol	10.000	9.8838	98.84	70-130
44	bis(2-Chloroethoxy	10.000	9.8963	98.96	70-130
23	bis(2-Chloroethyl)	10.000	8.8000	88.00	70-130
31	bis(2-Chloroisopro	10.000	9.8961	98.96	70-130
139	bis(2-ethylhexyl)P	10.000	9.9505	99.51	70-130
106	4-Bromophenyl-phen	10.000	9.5454	95.45	70-130
131	Butylbenzylphthala	10.000	9.8218	98.22	70-130
52	4-Chloroaniline	10.000	10.566	105.66	70-130
70	2-Chloronaphthalen	10.000	9.7490	97.49	70-130
95	4-Chlorophenyl-phe	10.000	9.6882	96.88	70-130
137	Chrysene	10.000	9.4782	94.78	70-130
150	Dibenz(a,h)anthrac	10.000	9.7850	97.85	70-130
86	Dibenzofuran	10.000	9.9154	99.15	70-130
120	Di-n-Butylphthalat	10.000	10.030	100.30	70-130
28	1,2-Dichlorobenzen	10.000	9.7008	97.01	70-130
26	1,3-Dichlorobenzen	10.000	9.8320	98.32	70-130
27	1,4-Dichlorobenzen	10.000	9.8493	98.49	70-130
135	3,3'-Dichlorobenzi	10.000	9.6869	96.87	70-130
93	Diethylphthalate	10.000	9.7353	97.35	70-130
76	Dimethylphthalate	10.000	9.8904	98.90	70-130
87	2,4-Dinitrotoluene	10.000	10.112	101.12	70-130
78	2,6-Dinitrotoluene	10.000	10.132	101.32	70-130
140	Di-n-octylphthalat	10.000	9.6175	96.18	70-130
123	Fluoranthene	10.000	9.5334	95.33	70-130
94	Fluorene	10.000	9.7053	97.05	70-130
107	Hexachlorobenzene	10.000	9.3835	93.84	70-130
56	Hexachlorobutadien	10.000	9.6510	96.51	70-130
64	Hexachlorocyclopen	10.000	9.0965	90.96	70-130
34	Hexachloroethane	10.000	9.7015	97.01	70-130
149	Indeno(1,2,3-cd)py	10.000	9.7830	97.83	70-130
41	Isophorone	10.000	9.8464	98.46	70-130
63	1-Methylnaphthalen	10.000	9.7035	97.04	70-130
62	2-Methylnaphthalen	10.000	9.7817	97.82	70-130

SPIKE	COMPOUND	CONC ADDED ug/L	CONC RECOVERED ug/L	% RECOVERED	LIMITS
51	Naphthalene	10.000	9.7741	97.74	70-130
73	2-Nitroaniline	10.000	9.9662	99.66	70-130
81	3-Nitroaniline	10.000	9.9181	99.18	70-130
96	4-Nitroaniline	10.000	9.7073	97.07	70-130
35	Nitrobenzene	10.000	9.7758	97.76	70-130
32	N-Nitroso-di-n-pro	10.000	9.9063	99.06	70-130
99	N-Nitrosodiphenyla	10.000	9.7917	97.92	70-130
115	Phenanthrene	10.000	9.5996	96.00	70-130
125	Pyrene	10.000	9.8096	98.10	70-130
50	1,2,4-Trichloroben	10.000	9.6976	96.98	70-130
49	Benzoic Acid	20.000	20.149	100.74	70-130
59	4-Chloro-3-Methylp	10.000	9.4706	94.71	70-130
24	2-Chlorophenol	10.000	9.8214	98.21	70-130
48	2,4-Dichlorophenol	10.000	10.147	101.47	70-130
43	2,4-Dimethylphenol	10.000	9.7559	97.56	70-130
98	4,6-Dinitro-2-meth	10.000	9.2816	92.82	70-130
83	2,4-Dinitrophenol	20.000	17.527	87.64	70-130
30	2-Methylphenol	10.000	9.8844	98.84	70-130
192	4-Methylphenol	10.000	9.9390	99.39	70-130
42	2-Nitrophenol	10.000	9.9052	99.05	70-130
85	4-Nitrophenol	10.000	9.5371	95.37	70-130
111	Pentachlorophenol	20.000	18.327	91.63	70-130
22	Phenol	10.000	10.132	101.32	70-130
67	2,4,5-Trichlorophe	10.000	9.8558	98.56	70-130
66	2,4,6-Trichlorophe	10.000	10.300	103.00	70-130
119	Carbazole	10.000	9.6513	96.51	70-130
142	Benzo(k)fluoranthe	10.000	9.9041	99.04	70-130
37	Acetophenone	10.000	9.7666	97.67	70-130
209	Benzaldehyde	10.000	10.674	106.75	70-130
210	Caprolactam	10.000	10.013	100.13	70-130
211	1,1'-Biphenyl	10.000	9.7645	97.65	70-130
212	Atrazine	10.000	10.241	102.41	70-130

Data File: \\cansvr11\dd\chem\MSS\a4ag2.i\00316A.b\QCHRL.D
Date : 16-MAR-2010 15:36
Client ID:
Sample Info: QCHRL,00316A,b,8270C-625,3-827042,SUB
Volume Injected (uL): 0.5
Column phase: db5.625
Instrument: a4ag2.i
Operator: 046900
Column diameter: 0.32
Page 1
Y (x10^6)
Min
-N-Nitrosodimethylamine+
-3-Chloropropionitrile+
-2-Fluorophenol
-Benzaldehyde+
-Aniline+
-2-Chlorophenol+
-1,4-Dichlorobenzene-d4+
-1,2-Dichlorobenzene+
-Acetophenone+
-Hexachloroethane+
-Isophorone
-2-Nitrophenol+
-2,4-Dichlorophenol
-Naphthalene-d8+
-Hexachlorobutadiene+
-Caprolactam
-4-Chloro-3-Methylphenol
-2-Methylnaphthalene
-1-Methylnaphthalene+
-2,4,6-Trichlorophenol+
-2-Nitroaniline
-Dimethylphthalate+
2,4-Toluenediamene+
-Acenaphthylene+
-Acenaphthene-d10+
-Dibenzofuran+
-2,3,5,6-Tetrachlorophenol
-Diethylphthalate
-Fluorene+
-N-Nitrosodiphenylamine+
-2,4,6-Tribromophenol
-4-Bromophenyl-phenylether
-Hexachlorobenzene+
-Pentachlorophenol
-Phenanthrene-d10+
-Carbazole
-Di-n-Butylphthalate
-Fluoranthene
-Benzidine
-Pyrene
-Terphenyl-d14
-Butylbenzylphthalate
-Chrysene-d12+
3,3'-Dimethoxybenzidine+
-Di-n-octylphthalate
-Benzo(b)fluoranthene+
-Benzo(a)pyrene
-Perylene-d12
-Indeno(1,2,3-cd)pyrene+
-Benzo(g,h,i)perylene
\\cansvr11\dd\chem\MSS\a4ag2.i\00316A.b\QCHRL.D

TestAmerica North Canton

Semivolatile REPORT SW-846 Method 8270

Data file : \\cansvr11\dd\chem\MSS\a4ag2.i\00316A.b\QCMRL.D
Lab Smp Id: QCMRL
Inj Date : 16-MAR-2010 15:36
Operator : 046900 Inst ID: a4ag2.i
Smp Info : QCMRL,00316A.b,8270C-625,3-827042.SUB
Misc Info :
Comment :
Method : \\cansvr11\dd\chem\MSS\a4ag2.i\00316A.b\8270C-625.m
Meth Date : 17-Mar-2010 06:21 a4ag2.i Quant Type: ISTD
Cal Date : 16-MAR-2010 12:43 Cal File: 2SHHH0316.D
Als bottle: 12 QC Sample: mrl
Dil Factor: 1.00000
Integrator: HP RTE Compound Sublist: qcmrl.sub
Target Version: 4.14
Processing Host: CANPMSSV04

Concentration Formula: Amt * DF * Uf * Vt/(Vo * Vi) * CpndVariable

Name	Value	Description
DF	1.000	Dilution Factor
Uf	1.000	ng unit correction factor
Vt	2000.000	Volume of final extract (uL)
Vo	1000.000	Volume of sample extracted (mL)
Vi	0.50000	Volume injected (uL)
Cpnd Variable		Local Compound Variable

	Compounds	QUANT SIG MASS	RT	EXP RT	REL RT	RESPONSE	CONCENTRATIONS ON-COLUMN (NG)	FINAL (ug/L)
* 1	1,4-Dichlorobenzene-d4	152	3.566	3.566	(1.000)	297693	2.00000	
* 2	Naphthalene-d8	136	4.465	4.466	(1.000)	1291650	2.00000	
* 3	Acenaphthene-d10	164	5.742	5.742	(1.000)	691640	2.00000	
* 4	Phenanthrene-d10	188	6.830	6.836	(1.000)	1110205	2.00000	
* 5	Chrysene-d12	240	8.806	8.812	(1.000)	1252988	2.00000	
* 6	Perylene-d12	264	10.242	10.254	(1.000)	1138246	2.00000	
198	1,4-Dioxane	88	1.748	1.748	(0.490)	183911	2.59261	10.370(M)
9	Pyridine	79	1.948	1.948	(0.546)	442150	2.32127	9.2851(QM)
10	N-Nitrosodimethylamine	74	1.913	1.913	(0.536)	265120	2.44699	9.7880
12	3-Chloropropionitrile	54	2.319	2.319	(0.650)	248414	2.43111	9.7244(QM)
209	Benzaldehyde	77	3.271	3.272	(0.918)	335013	2.66864	10.674
21	Aniline	93	3.336	3.342	(0.936)	758390	2.49145	9.9658
22	Phenol	94	3.277	3.283	(0.919)	617585	2.53306	10.132
23	bis(2-Chloroethyl)ether	93	3.354	3.360	(0.941)	458858	2.20001	8.8000
24	2-Chlorophenol	128	3.424	3.425	(0.960)	482263	2.45536	9.8214
26	1,3-Dichlorobenzene	146	3.530	3.530	(0.990)	485676	2.45801	9.8320
27	1,4-Dichlorobenzene	146	3.577	3.578	(1.003)	483266	2.46232	9.8493
28	1,2-Dichlorobenzene	146	3.689	3.689	(1.035)	461259	2.42521	9.7008
29	Benzyl Alcohol	108	3.636	3.636	(1.020)	321157	2.47095	9.8838
30	2-Methylphenol	108	3.695	3.695	(1.036)	444623	2.47111	9.8844

	Compounds	QUANT SIG MASS	RT	EXP RT	REL RT	RESPONSE	CONCENTRATIONS ON-COLUMN (NG)	CONCENTRATIONS FINAL (ug/L)
31	bis(2-Chloroisopropyl)ether	45	3.724	3.725	(1.045)	591844	2.47403	9.8961
37	Acetophenone	105	3.830	3.830	(1.074)	651175	2.44164	9.7666
32	N-Nitroso-di-n-propylamine	70	3.813	3.819	(1.069)	351838	2.47657	9.9063
192	4-Methylphenol	108	3.795	3.801	(1.064)	464348	2.48476	9.9390
34	Hexachloroethane	117	3.930	3.930	(1.102)	194675	2.42537	9.7015
35	Nitrobenzene	77	3.954	3.960	(0.885)	504788	2.44395	9.7758
41	Isophorone	82	4.113	4.119	(0.921)	989469	2.46161	9.8464
42	2-Nitrophenol	139	4.177	4.183	(0.935)	242521	2.47630	9.9052
43	2,4-Dimethylphenol	107	4.177	4.177	(0.935)	500495	2.43898	9.7559
44	bis(2-Chloroethoxy)methane	93	4.242	4.248	(0.950)	557237	2.47407	9.8963
46	2,4-Toluenediamene	121	5.283	5.283	(1.183)	256890	2.57651	10.306
47	1,3,5-Trichlorobenzene	180	4.195	4.195	(0.939)	397601	2.41589	9.6636
48	2,4-Dichlorophenol	162	4.342	4.348	(0.972)	364303	2.53671	10.147
49	Benzoic Acid	122	4.230	4.266	(0.947)	482983	5.03725	20.149
50	1,2,4-Trichlorobenzene	180	4.413	4.419	(0.988)	393923	2.42439	9.6976
51	Naphthalene	128	4.477	4.483	(1.003)	1478779	2.44354	9.7741(M)
52	4-Chloroaniline	127	4.495	4.495	(1.007)	682332	2.64153	10.566(M)
56	Hexachlorobutadiene	225	4.560	4.560	(1.021)	214433	2.41276	9.6510
210	Caprolactam	113	4.736	4.754	(1.061)	158577	2.50320	10.013
57	1,2,3-Trichlorobenzene	180	4.577	4.583	(1.025)	363668	2.36886	9.4754
59	4-Chloro-3-Methylphenol	107	4.818	4.825	(1.079)	409878	2.36764	9.4706
62	2-Methylnaphthalene	142	4.971	4.972	(1.113)	800377	2.44543	9.7817
63	1-Methylnaphthalene	142	5.048	5.048	(1.130)	907034	2.42588	9.7035
64	Hexachlorocyclopentadiene	237	5.089	5.089	(0.886)	226323	2.27412	9.0965
66	2,4,6-Trichlorophenol	196	5.165	5.166	(0.900)	256199	2.57496	10.300
67	2,4,5-Trichlorophenol	196	5.195	5.195	(0.905)	268175	2.46396	9.8558
211	1,1'-Biphenyl	154	5.301	5.307	(0.923)	1163867	2.44113	9.7645
68	1,2,3,5-Tetrachlorobenzene	216	5.083	5.089	(0.885)	371081	2.32287	9.2915
70	2-Chloronaphthalene	162	5.330	5.330	(0.928)	847094	2.43724	9.7490
73	2-Nitroaniline	65	5.383	5.389	(0.938)	262812	2.49156	9.9662
74	1,2,3,4-Tetrachlorobenzene	216	5.307	5.307	(0.924)	343866	2.34674	9.3870
76	Dimethylphthalate	163	5.495	5.501	(0.957)	988947	2.47259	9.8904
78	2,6-Dinitrotoluene	165	5.548	5.554	(0.966)	217257	2.53304	10.132
79	Acenaphthylene	152	5.636	5.642	(0.982)	1445805	2.45979	9.8391
80	1,2-Dinitrobenzene	168	5.595	5.601	(0.974)	108936	2.57879	10.315
81	3-Nitroaniline	138	5.683	5.683	(0.990)	253768	2.47952	9.9181
82	Acenaphthene	153	5.765	5.766	(1.004)	911582	2.45724	9.8290
83	2,4-Dinitrophenol	184	5.754	5.760	(1.002)	208858	4.38185	17.527(Q)
85	4-Nitrophenol	109	5.771	5.777	(1.005)	143541	2.38428	9.5371
86	Dibenzofuran	168	5.889	5.889	(1.026)	1232767	2.47884	9.9154
87	2,4-Dinitrotoluene	165	5.848	5.854	(1.018)	302280	2.52798	10.112
91	2,3,5,6-Tetrachlorophenol	232	5.936	5.936	(1.034)	205867	2.47614	9.9046
93	Diethylphthalate	149	6.007	6.007	(1.046)	1042994	2.43382	9.7353
94	Fluorene	166	6.136	6.142	(1.069)	1021575	2.42632	9.7053
95	4-Chlorophenyl-phenylether	204	6.118	6.119	(1.066)	453669	2.42205	9.6882
96	4-Nitroaniline	138	6.130	6.136	(1.068)	283429	2.42683	9.7073
98	4,6-Dinitro-2-methylphenol	198	6.154	6.154	(0.901)	124809	2.32040	9.2816
99	N-Nitrosodiphenylamine	169	6.201	6.201	(0.908)	737560	2.44794	9.7917
100	1,2-Diphenylhydrazine	77	6.236	6.236	(0.913)	1159613	2.42772	9.7109
106	4-Bromophenyl-phenylether	248	6.477	6.483	(0.948)	250739	2.38635	9.5454
107	Hexachlorobenzene	284	6.554	6.554	(0.960)	261768	2.34588	9.3835
212	Atrazine	200	6.565	6.566	(0.961)	184073	2.56023	10.241
111	Pentachlorophenol	266	6.683	6.689	(0.978)	318868	4.58173	18.327
115	Phenanthrene	178	6.848	6.854	(1.003)	1457053	2.39989	9.5996

Compounds	QUANT SIG MASS	RT	EXP RT	REL RT	RESPONSE	CONCENTRATIONS ON-COLUMN (NG)	CONCENTRATIONS FINAL (ug/L)
116 Anthracene	178	6.889	6.889	(1.009)	1453096	2.41132	9.6453
119 Carbazole	167	6.989	6.995	(1.023)	1395548	2.41283	9.6513
120 Di-n-Butylphthalate	149	7.195	7.201	(1.053)	1761234	2.50738	10.030
123 Fluoranthene	202	7.730	7.736	(1.132)	1474344	2.38334	9.5334
124 Benzidine	184	7.801	7.801	(0.886)	853565	2.39996	9.5998
125 Pyrene	202	7.906	7.913	(0.898)	1589528	2.45240	9.8096
131 Butylbenzylphthalate	149	8.312	8.318	(0.944)	773813	2.45546	9.8218
133 3,3'-Dimethoxybenzidine	244	8.706	8.718	(0.989)	311404	2.32419	9.2968
135 3,3'-Dichlorobenzidine	252	8.748	8.754	(0.993)	586896	2.42173	9.6869
136 Benzo(a)Anthracene	228	8.795	8.807	(0.999)	1544576	2.38172	9.5269
137 Chrysene	228	8.830	8.836	(1.003)	1431756	2.36954	9.4782
138 4,4'-Methylene bis(o-chloroan	231	8.742	8.748	(0.993)	280482	2.43387	9.7355
139 bis(2-ethylhexyl)Phthalate	149	8.718	8.724	(0.990)	1132371	2.48764	9.9505
140 Di-n-octylphthalate	149	9.253	9.260	(0.904)	1785878	2.40438	9.6175
141 Benzo(b)fluoranthene	252	9.795	9.807	(0.956)	1444520	2.29951	9.1980
142 Benzo(k)fluoranthene	252	9.824	9.836	(0.959)	1581015	2.47603	9.9041
146 Benzo(a)pyrene	252	10.177	10.189	(0.994)	1375794	2.44896	9.7958
149 Indeno(1,2,3-cd)pyrene	276	11.806	11.836	(1.153)	1572271	2.44575	9.7830
150 Dibenz(a,h)anthracene	278	11.806	11.836	(1.153)	1328846	2.44625	9.7850
151 Benzo(g,h,i)perylene	276	12.283	12.312	(1.199)	1261169	2.45581	9.8232
101 Diphenylamine	169	6.201	6.201	(0.908)	737560	2.44794	9.7917

QC Flag Legend

Q - Qualifier signal failed the ratio test.
M - Compound response manually integrated.

Data File Name: QCMRL.D
Inj. Date and Time: 16-MAR-2010 15:36
Instrument ID: a4ag2.i
Client ID:
Compound Name: 1,4-Dioxane
CAS #: 123-91-1
Report Date: 03/17/2010

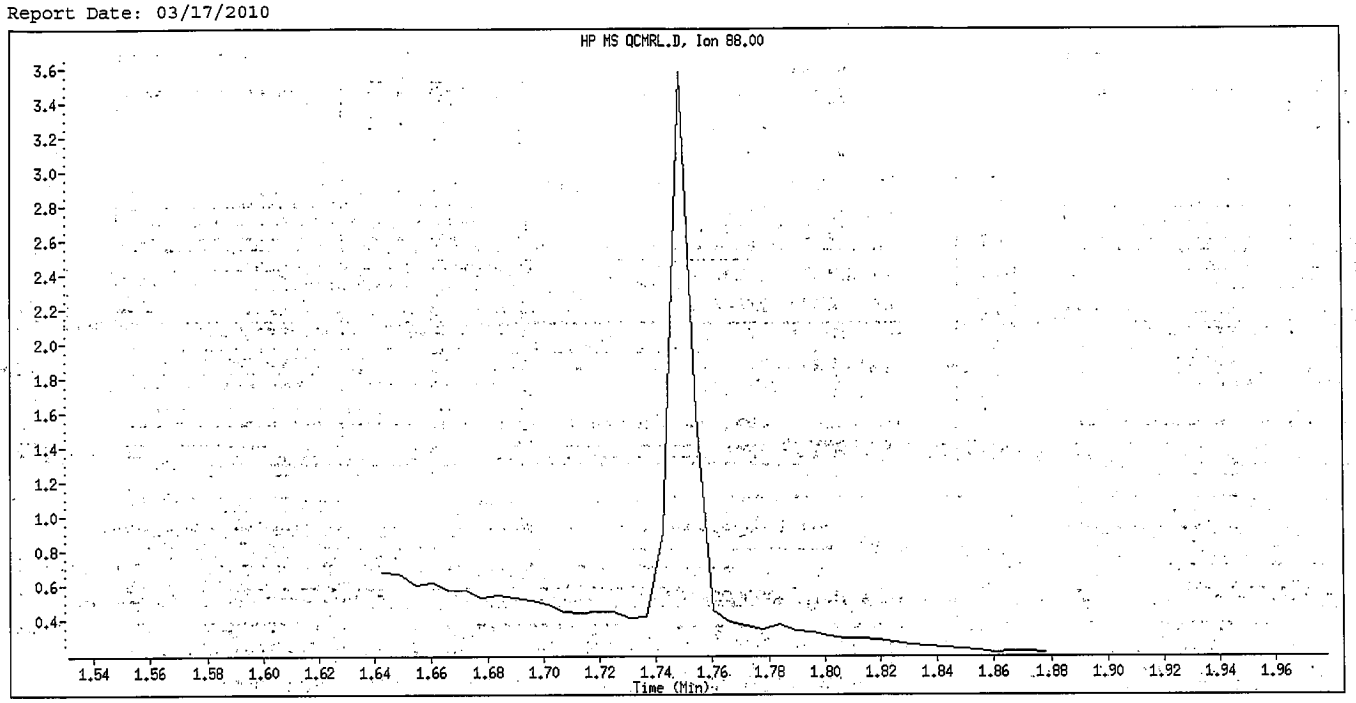

Original Integration

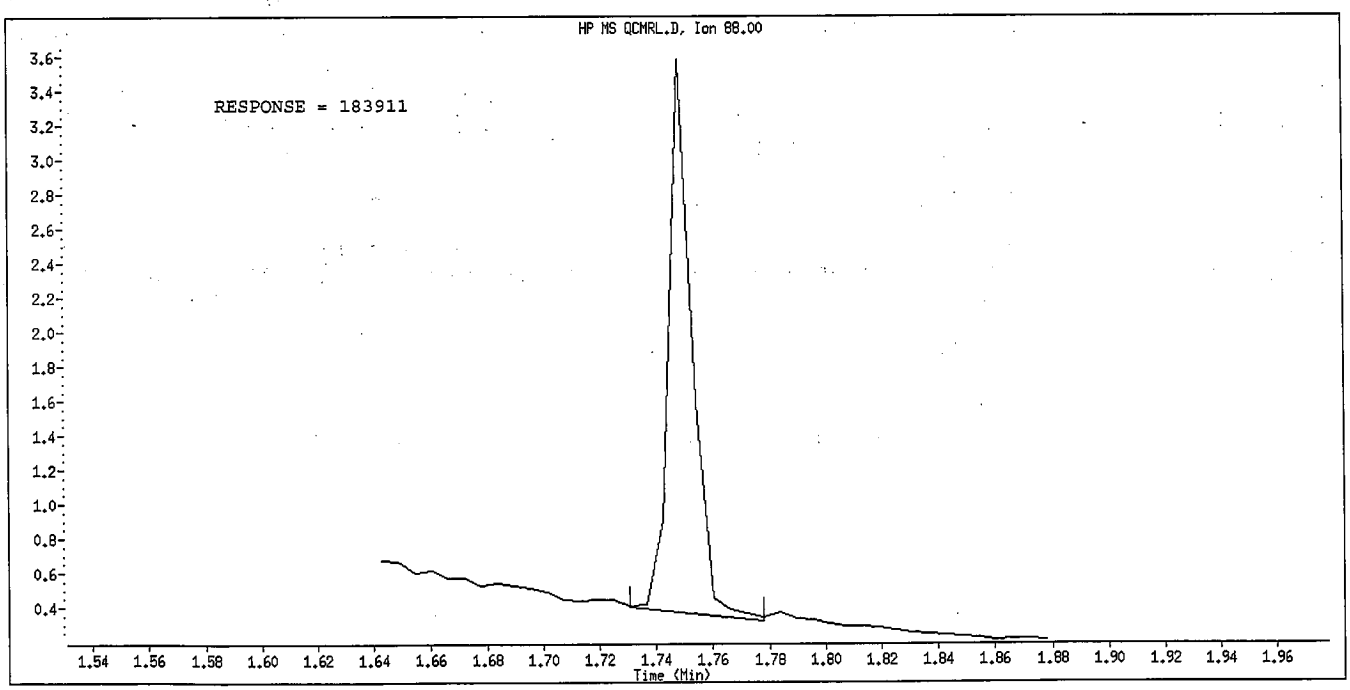

Manual Integration

Manually Integrated By: hulat
Manual Integration Reason: Poor Chromatography

Data File Name: QCMRL.D
Inj. Date and Time: 16-MAR-2010 15:36
Instrument ID: a4ag2.i
Client ID:
Compound Name: Pyridine
CAS #: 110-86-1
Report Date: 03/17/2010

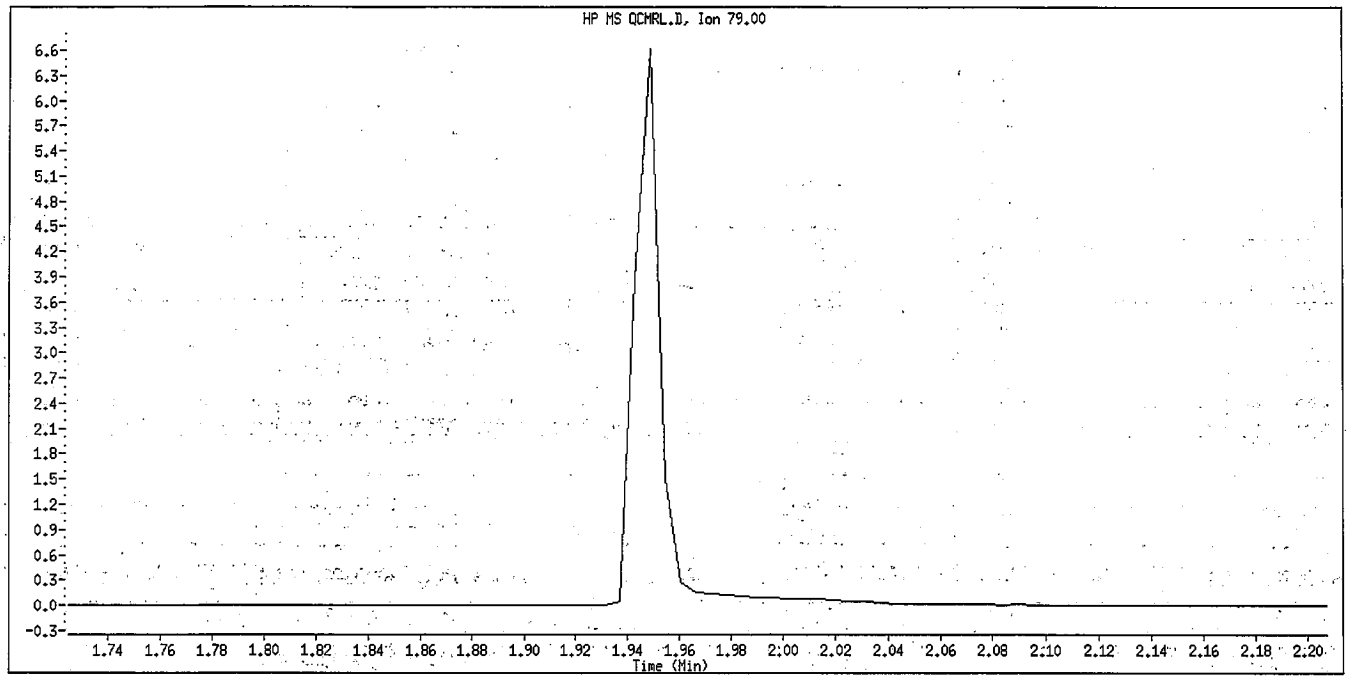

Original Integration

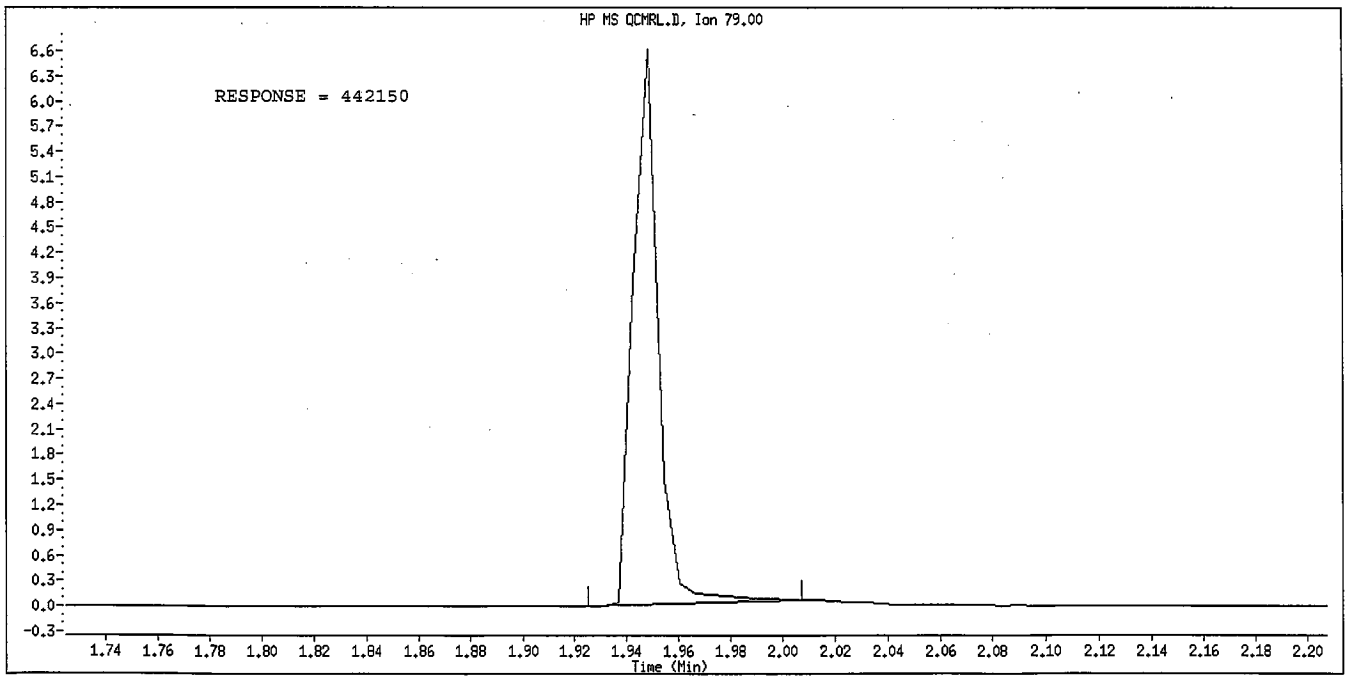

Manual Integration

Manually Integrated By: hulat
Manual Integration Reason: Peak not found

Data File Name: QCMRL.D
Inj. Date and Time: 16-MAR-2010 15:36
Instrument ID: a4ag2.i
Client ID:
Compound Name: 3-Chloropropionitrile
CAS #: 542-76-7
Report Date: 03/17/2010

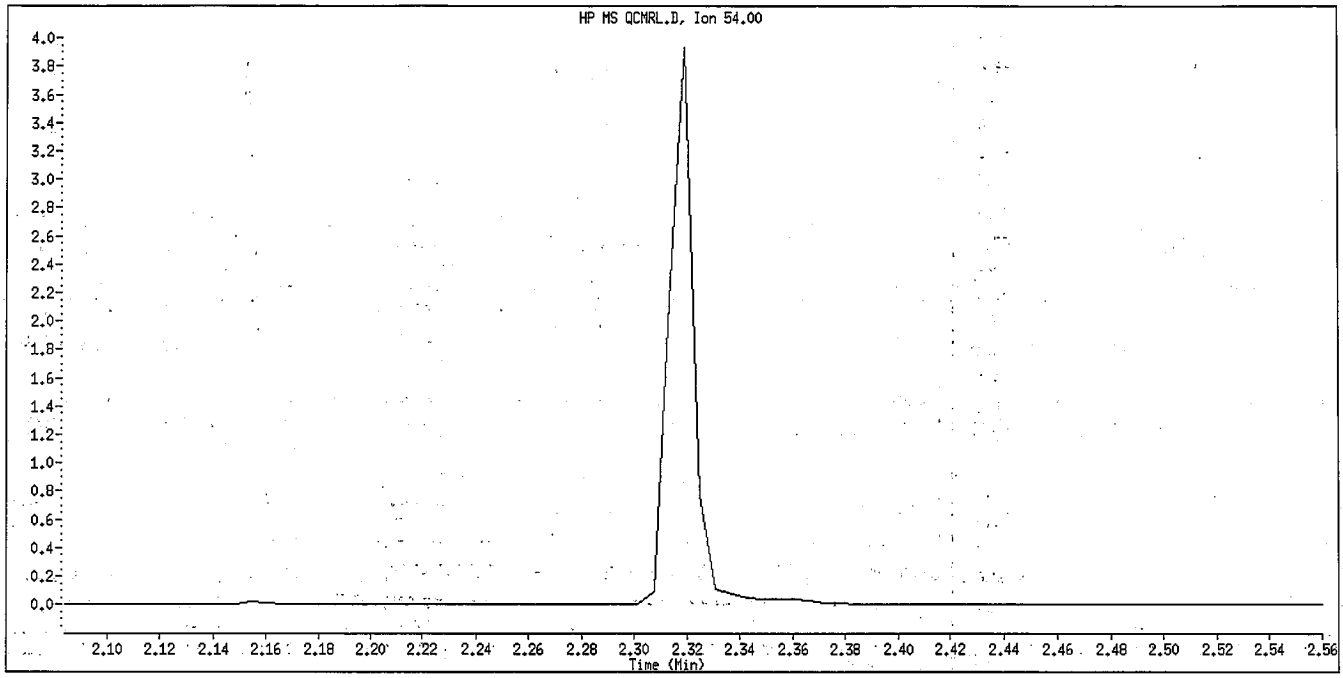

Original Integration

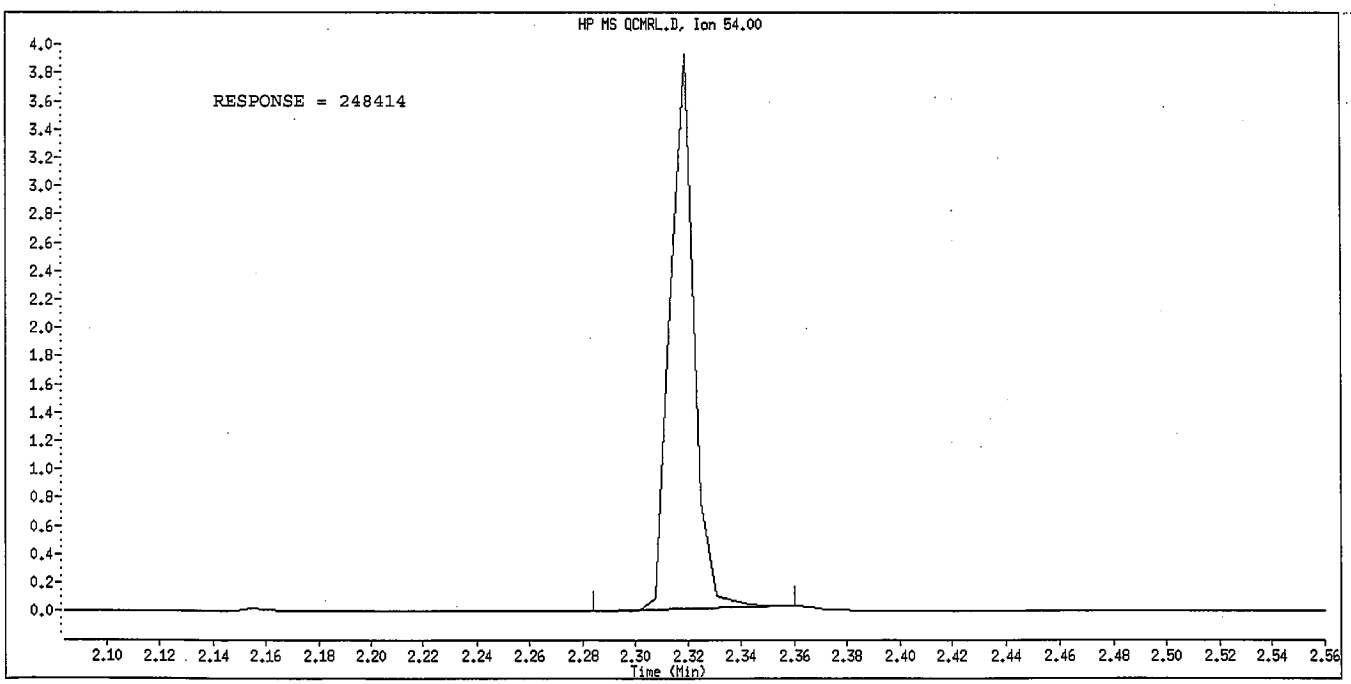

Manual Integration

Manually Integrated By: hulat
Manual Integration Reason: Peak not found

Data File Name: QCMRL.D
Inj. Date and Time: 16-MAR-2010 15:36
Instrument ID: a4ag2.i
Client ID:
Compound Name: Naphthalene
CAS #: 91-20-3
Report Date: 03/17/2010

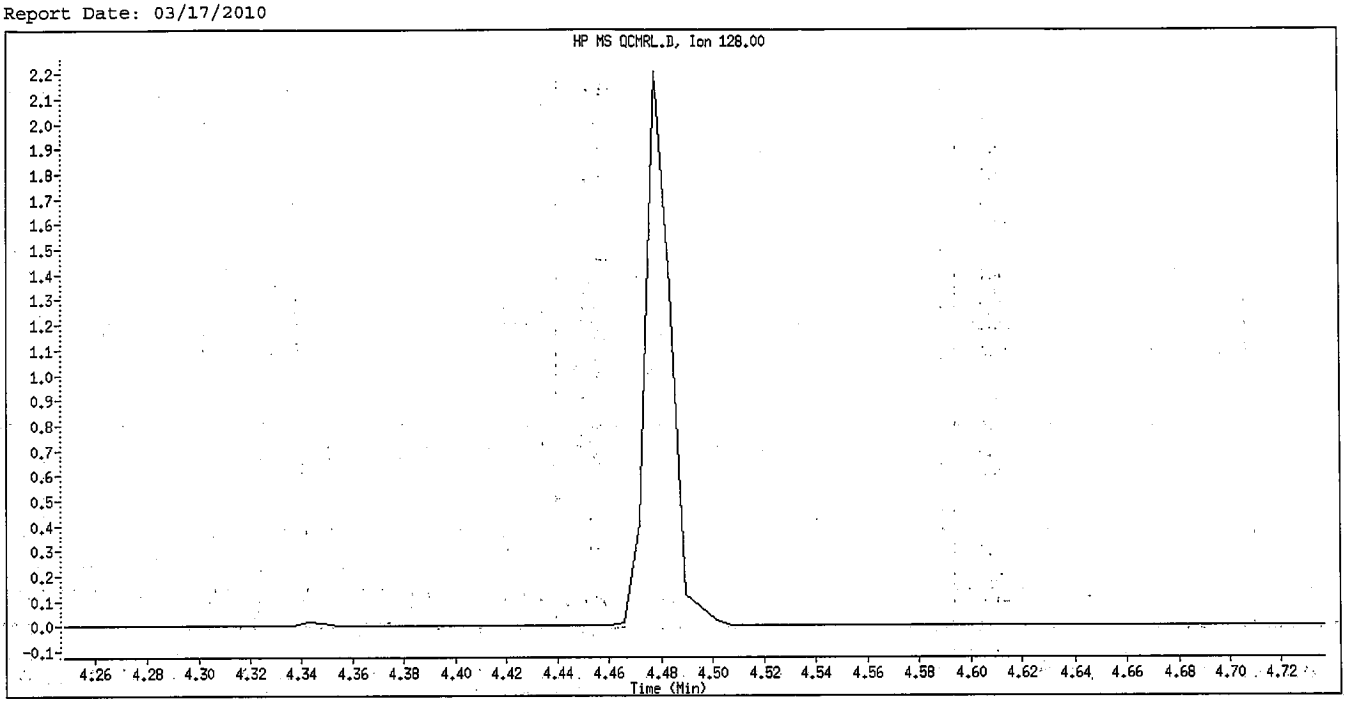

Original Integration

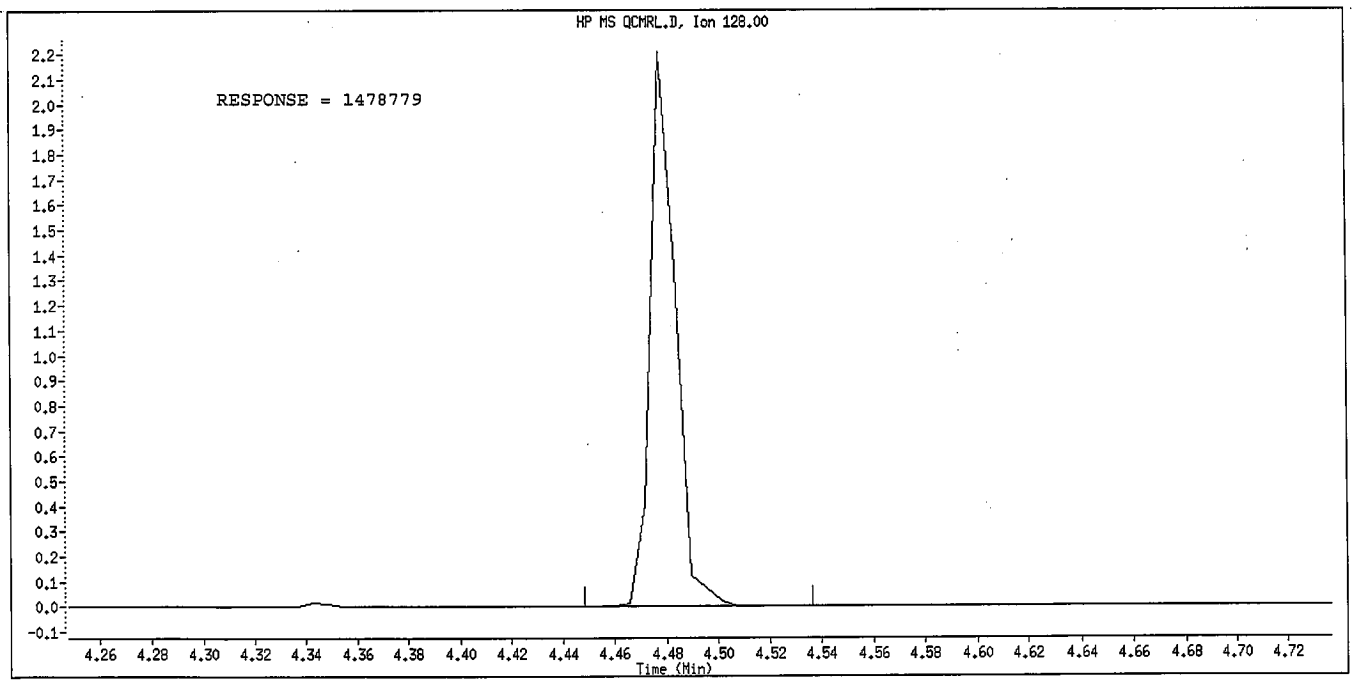

Manual Integration

Manually Integrated By: hulat
Manual Integration Reason: Peak not found

Data File Name: QCMRL.D
Inj. Date and Time: 16-MAR-2010 15:36
Instrument ID: a4ag2.i
Client ID:
Compound Name: 4-Chloroaniline
CAS #: 106-47-8
Report Date: 03/17/2010

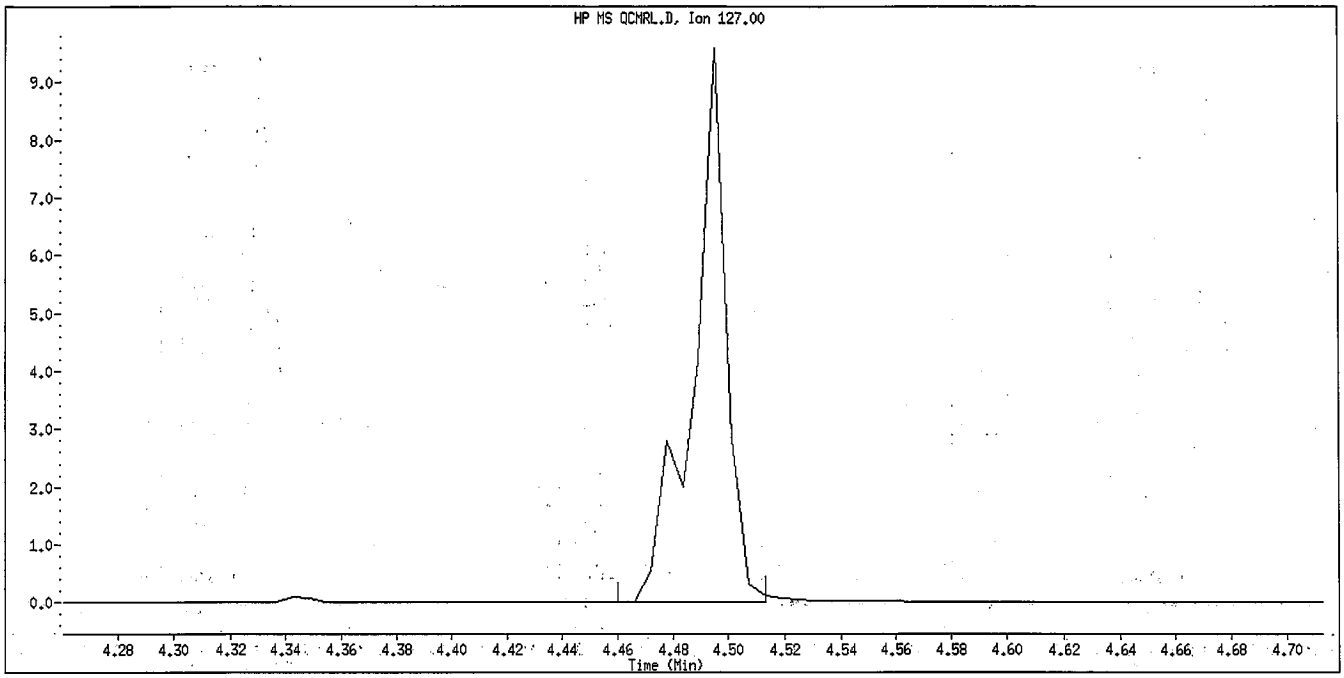

Original Integration

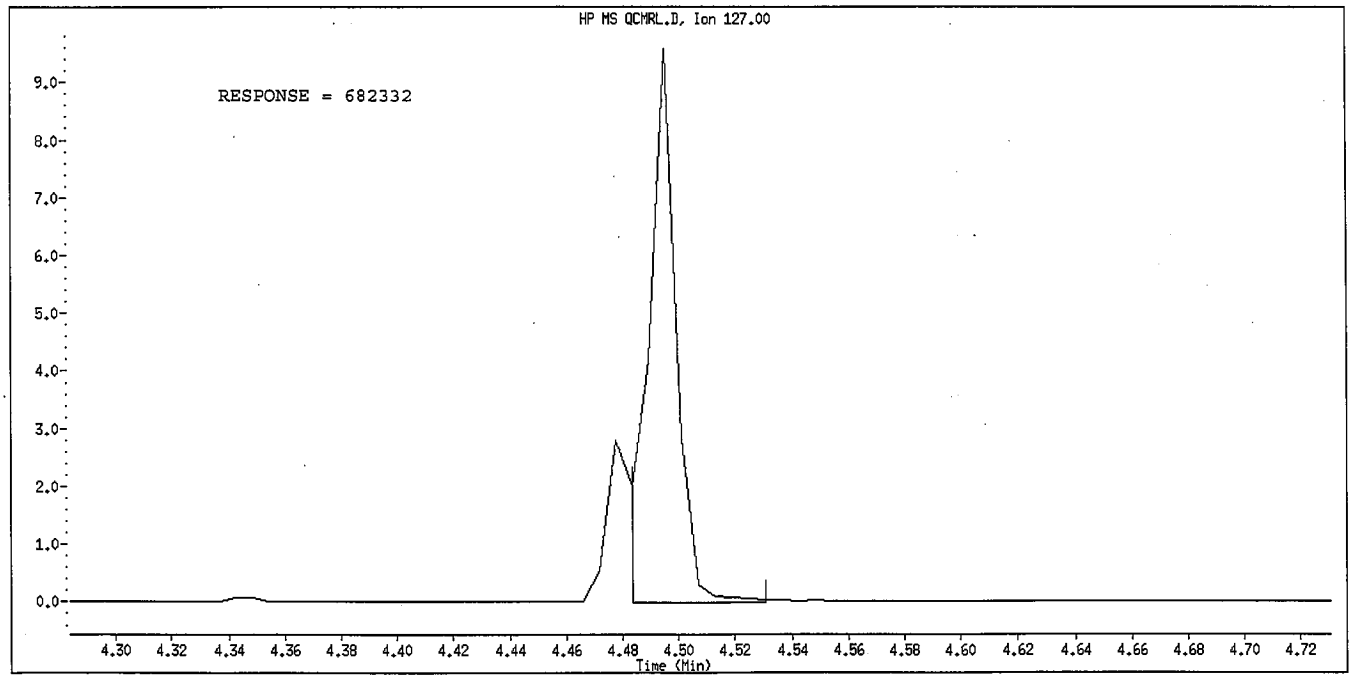

Manual Integration

Manually Integrated By: hulat
Manual Integration Reason: Poor Chromatography

TestAmerica North Canton

RECOVERY REPORT

3-17

Client Name: Client SDG: SDGa00195
Sample Matrix: LIQUID Fraction: SV
Lab Smp Id: QCMRL2
Level: LOW Operator: 046900
Data Type: MS DATA SampleType: mrl
SpikeList File: qcmrl.spk Quant Type: ISTD
Sublist File: qcmrl.sub
Method File: \\cansvr11\dd\chem\MSS\a4ag2.i\00316A.b\8270C-625.m
Misc Info:

SPIKE	COMPOUND	CONC ADDED ug/L	CONC RECOVERED ug/L	% RECOVERED	LIMITS
82	Acenaphthene	10.000	9.6005	96.01	70-130
79	Acenaphthylene	10.000	9.6445	96.45	70-130
116	Anthracene	10.000	9.6367	96.37	70-130
136	Benzo(a)Anthracene	10.000	9.5228	95.23	70-130
141	Benzo(b)fluoranthe	10.000	9.4563	94.56	70-130
151	Benzo(g,h,i)peryle	10.000	9.6855	96.85	70-130
146	Benzo(a)pyrene	10.000	9.6380	96.38	70-130
29	Benzyl Alcohol	10.000	8.4330	84.33	70-130
44	bis(2-Chloroethoxy	10.000	10.004	100.04	70-130
23	bis(2-Chloroethyl)	10.000	11.451	114.51	70-130
31	bis(2-Chloroisopro	10.000	9.9909	99.91	70-130
139	bis(2-ethylhexyl)P	10.000	10.575	105.75	70-130
106	4-Bromophenyl-phen	10.000	9.2944	92.94	70-130
131	Butylbenzylphthala	10.000	10.482	104.82	70-130
52	4-Chloroaniline	10.000	10.741	107.41	70-130
70	2-Chloronaphthalen	10.000	9.3899	93.90	70-130
95	4-Chlorophenyl-phe	10.000	9.8763	98.76	70-130
137	Chrysene	10.000	9.5666	95.67	70-130
150	Dibenz(a,h)anthrac	10.000	9.7093	97.09	70-130
86	Dibenzofuran	10.000	9.8512	98.51	70-130
120	Di-n-Butylphthalat	10.000	10.327	103.27	70-130
28	1,2-Dichlorobenzen	10.000	9.5582	95.58	70-130
26	1,3-Dichlorobenzen	10.000	9.6498	96.50	70-130
27	1,4-Dichlorobenzen	10.000	9.7352	97.35	70-130
135	3,3'-Dichlorobenzi	10.000	9.5726	95.73	70-130
93	Diethylphthalate	10.000	9.8194	98.19	70-130
76	Dimethylphthalate	10.000	9.7713	97.71	70-130
87	2,4-Dinitrotoluene	10.000	10.104	101.04	70-130
78	2,6-Dinitrotoluene	10.000	10.165	101.65	70-130
140	Di-n-octylphthalat	10.000	10.309	103.09	70-130
123	Fluoranthene	10.000	9.8899	98.90	70-130
94	Fluorene	10.000	9.9598	99.60	70-130
107	Hexachlorobenzene	10.000	9.1361	91.36	70-130
56	Hexachlorobutadien	10.000	9.6882	96.88	70-130
64	Hexachlorocyclopen	10.000	6.1246	61.25*	70-130
34	Hexachloroethane	10.000	9.0033	90.03	70-130
149	Indeno(1,2,3-cd)py	10.000	9.6422	96.42	70-130
41	Isophorone	10.000	10.070	100.70	70-130
63	1-Methylnaphthalen	10.000	10.235	102.35	70-130
62	2-Methylnaphthalen	10.000	10.089	100.89	70-130

SPIKE	COMPOUND	CONC ADDED ug/L	CONC RECOVERED ug/L	% RECOVERED	LIMITS
51	Naphthalene	10.000	9.9387	99.39	70-130
73	2-Nitroaniline	10.000	10.153	101.53	70-130
81	3-Nitroaniline	10.000	10.113	101.13	70-130
96	4-Nitroaniline	10.000	9.8846	98.85	70-130
35	Nitrobenzene	10.000	9.8077	98.08	70-130
32	N-Nitroso-di-n-pro	10.000	9.9143	99.14	70-130
99	N-Nitrosodiphenyla	10.000	9.4194	94.19	70-130
115	Phenanthrene	10.000	9.3192	93.19	70-130
125	Pyrene	10.000	9.8322	98.32	70-130
50	1,2,4-Trichloroben	10.000	9.7802	97.80	70-130
49	Benzoic Acid	20.000	17.845	89.23	70-130
59	4-Chloro-3-Methylp	10.000	10.395	103.95	70-130
24	2-Chlorophenol	10.000	9.7247	97.25	70-130
48	2,4-Dichlorophenol	10.000	10.470	104.70	70-130
43	2,4-Dimethylphenol	10.000	10.063	100.63	70-130
98	4,6-Dinitro-2-meth	10.000	8.0025	80.03	70-130
83	2,4-Dinitrophenol	20.000	13.939	69.70*	70-130
30	2-Methylphenol	10.000	10.992	109.92	70-130
192	4-Methylphenol	10.000	10.189	101.89	70-130
42	2-Nitrophenol	10.000	9.9023	99.02	70-130
85	4-Nitrophenol	10.000	9.0572	90.57	70-130
111	Pentachlorophenol	20.000	19.098	95.49	70-130
22	Phenol	10.000	9.9198	99.20	70-130
67	2,4,5-Trichlorophe	10.000	10.060	100.60	70-130
66	2,4,6-Trichlorophe	10.000	9.6866	96.87	70-130
119	Carbazole	10.000	9.6587	96.59	70-130
142	Benzo(k)fluoranthe	10.000	9.4181	94.18	70-130
37	Acetophenone	10.000	9.8949	98.95	70-130
209	Benzaldehyde	10.000	10.627	106.27	70-130
210	Caprolactam	10.000	10.896	108.96	70-130
211	1,1'-Biphenyl	10.000	9.3718	93.72	70-130
212	Atrazine	10.000	10.054	100.54	70-130



Data File: \\cansvr11\dd\chem\MSS\a4ag2,i\00316A,b\QCHRL2,D
Date : 16-MAR-2010 18:28
Client ID:
Sample Info: QCHRL2,00316A,b,8270C-625,3-827042,SUB
Volume Injected (uL): 0.5
Column phase: db5.625

Instrument: a4ag2,i
Operator: 046900
Column diameter: 0.32

\\cansvr11\dd\chem\MSS\a4ag2,i\00316A,b\QCHRL2,D

TestAmerica North Canton

Semivolatile REPORT SW-846 Method 8270

Data file : \\cansvr11\dd\chem\MSS\a4ag2.i\00316A.b\QCMRL2.D
Lab Smp Id: QCMRL2
Inj Date : 16-MAR-2010 18:28
Operator : 046900 Inst ID: a4ag2.i
Smp Info : QCMRL2,00316A.b,8270C-625,3-827042.SUB
Misc Info :
Comment :
Method : \\cansvr11\dd\chem\MSS\a4ag2.i\00316A.b\8270C-625.m
Meth Date : 17-Mar-2010 06:21 a4ag2.i Quant Type: ISTD
Cal Date : 16-MAR-2010 12:43 Cal File: 2SHHH0316.D
Als bottle: 12 QC Sample: mrl
Dil Factor: 1.00000
Integrator: HP RTE Compound Sublist: qcmrl.sub
Target Version: 4.14
Processing Host: CANPMSSV04

Concentration Formula: Amt * DF * Uf * Vt/(Vo * Vi) * CpndVariable

Name	Value	Description
DF	1.000	Dilution Factor
Uf	1.000	ng unit correction factor
Vt	2000.000	Volume of final extract (uL)
Vo	1000.000	Volume of sample extracted (mL)
Vi	0.50000	Volume injected (uL)
Cpnd Variable		Local Compound Variable

	Compounds	QUANT SIG MASS	RT	EXP RT	REL RT	RESPONSE	CONCENTRATIONS ON-COLUMN (NG)	CONCENTRATIONS FINAL (ug/L)
* 1	1,4-Dichlorobenzene-d4	152	3.566	3.566	(1.000)	242104	2.00000	
* 2	Naphthalene-d8	136	4.466	4.466	(1.000)	1061684	2.00000	
* 3	Acenaphthene-d10	164	5.742	5.742	(1.000)	633595	2.00000	
* 4	Phenanthrene-d10	188	6.836	6.836	(1.000)	1091819	2.00000	
* 5	Chrysene-d12	240	8.812	8.812	(1.000)	1275273	2.00000	
* 6	Perylene-d12	264	10.254	10.254	(1.000)	1203904	2.00000	
198	1,4-Dioxane	88	1.731	1.748	(0.485)	112489	1.94987	7.7995(QM)
9	Pyridine	79	1.936	1.948	(0.543)	366549	2.36622	9.4649(QM)
10	N-Nitrosodimethylamine	74	1.901	1.913	(0.533)	217803	2.47184	9.8874(QM)
12	3-Chloropropionitrile	54	2.313	2.319	(0.649)	199264	2.39786	9.5914(QM)
209	Benzaldehyde	77	3.272	3.272	(0.918)	271244	2.65677	10.627
21	Aniline	93	3.336	3.342	(0.936)	539024	2.17738	8.7095
22	Phenol	94	3.278	3.283	(0.919)	491729	2.47994	9.9198
23	bis(2-Chloroethyl)ether	93	3.354	3.360	(0.941)	485596	2.86278	11.451
24	2-Chlorophenol	128	3.419	3.425	(0.959)	388347	2.43118	9.7247
26	1,3-Dichlorobenzene	146	3.530	3.530	(0.990)	387662	2.41245	9.6498
27	1,4-Dichlorobenzene	146	3.578	3.578	(1.003)	388472	2.43380	9.7352
28	1,2-Dichlorobenzene	146	3.689	3.689	(1.035)	369609	2.38954	9.5582
29	Benzyl Alcohol	108	3.636	3.636	(1.020)	222848	2.10825	8.4330
30	2-Methylphenol	108	3.695	3.695	(1.036)	402107	2.74794	10.992

	Compounds	QUANT SIG MASS	RT	EXP RT	REL RT	RESPONSE	CONCENTRATIONS ON-COLUMN (NG)	CONCENTRATIONS FINAL (ug/L)
31	bis(2-Chloroisopropyl)ether	45	3.725	3.725	(1.045)	485936	2.49772	9.9909
37	Acetophenone	105	3.830	3.830	(1.074)	536538	2.47372	9.8949
32	N-Nitroso-di-n-propylamine	70	3.813	3.819	(1.069)	286370	2.47858	9.9143
192	4-Methylphenol	108	3.795	3.801	(1.064)	387128	2.54719	10.189
34	Hexachloroethane	117	3.930	3.930	(1.102)	146929	2.25082	9.0033
35	Nitrobenzene	77	3.954	3.960	(0.885)	416268	2.45192	9.8077
41	Isophorone	82	4.113	4.119	(0.921)	831786	2.51755	10.070
42	2-Nitrophenol	139	4.183	4.183	(0.937)	199283	2.47557	9.9023
43	2,4-Dimethylphenol	107	4.178	4.177	(0.935)	424330	2.51571	10.063
44	bis(2-Chloroethoxy)methane	93	4.242	4.248	(0.950)	463008	2.50098	10.004
46	2,4-Toluenediamene	121	5.283	5.283	(1.183)	205450	2.50692	10.028
47	1,3,5-Trichlorobenzene	180	4.195	4.195	(0.939)	324505	2.39883	9.5953
48	2,4-Dichlorophenol	162	4.348	4.348	(0.974)	308993	2.61762	10.470
49	Benzoic Acid	122	4.230	4.266	(0.947)	335908	4.46127	17.845(Q)
50	1,2,4-Trichlorobenzene	180	4.419	4.419	(0.989)	326546	2.44504	9.7802
51	Naphthalene	128	4.477	4.483	(1.003)	1235959	2.48467	9.9387
52	4-Chloroaniline	127	4.495	4.495	(1.007)	570142	2.68529	10.741
56	Hexachlorobutadiene	225	4.560	4.560	(1.021)	176933	2.42204	9.6882
210	Caprolactam	113	4.736	4.754	(1.061)	142626	2.72404	10.896
57	1,2,3-Trichlorobenzene	180	4.583	4.583	(1.026)	309552	2.45311	9.8124
59	4-Chloro-3-Methylphenol	107	4.825	4.825	(1.080)	369803	2.59885	10.395
62	2-Methylnaphthalene	142	4.972	4.972	(1.113)	678542	2.52224	10.089
63	1-Methylnaphthalene	142	5.048	5.048	(1.130)	786419	2.55887	10.235
64	Hexachlorocyclopentadiene	237	5.089	5.089	(0.886)	134324	1.53114	6.1246(R)
66	2,4,6-Trichlorophenol	196	5.166	5.166	(0.900)	220725	2.42166	9.6866
67	2,4,5-Trichlorophenol	196	5.195	5.195	(0.905)	250767	2.51510	10.060
211	1,1'-Biphenyl	154	5.301	5.307	(0.923)	1023310	2.34295	9.3718
68	1,2,3,5-Tetrachlorobenzene	216	5.089	5.089	(0.886)	323140	2.20809	8.8323
70	2-Chloronaphthalene	162	5.330	5.330	(0.928)	747423	2.34748	9.3899
73	2-Nitroaniline	65	5.389	5.389	(0.939)	245260	2.53817	10.153
74	1,2,3,4-Tetrachlorobenzene	216	5.307	5.307	(0.924)	304827	2.27090	9.0836
76	Dimethylphthalate	163	5.501	5.501	(0.958)	895047	2.44283	9.7713
78	2,6-Dinitrotoluene	165	5.554	5.554	(0.967)	199677	2.54135	10.165
79	Acenaphthylene	152	5.636	5.642	(0.982)	1298271	2.41113	9.6445
80	1,2-Dinitrobenzene	168	5.601	5.601	(0.975)	101654	2.62686	10.507
81	3-Nitroaniline	138	5.683	5.683	(0.990)	237034	2.52819	10.113
82	Acenaphthene	153	5.766	5.766	(1.004)	815672	2.40013	9.6005
83	2,4-Dinitrophenol	184	5.754	5.760	(1.002)	140982	3.48478	13.939(QR)
85	4-Nitrophenol	109	5.777	5.777	(1.006)	123866	2.26429	9.0572(QM)
86	Dibenzofuran	168	5.889	5.889	(1.026)	1122004	2.46281	9.8512
87	2,4-Dinitrotoluene	165	5.848	5.854	(1.018)	276685	2.52604	10.104
91	2,3,5,6-Tetrachlorophenol	232	5.936	5.936	(1.034)	194188	2.54964	10.198
93	Diethylphthalate	149	6.007	6.007	(1.046)	963717	2.45485	9.8194
94	Fluorene	166	6.142	6.142	(1.070)	960386	2.48996	9.9598
95	4-Chlorophenyl-phenylether	204	6.119	6.119	(1.066)	423666	2.46908	9.8763
96	4-Nitroaniline	138	6.130	6.136	(1.068)	264777	2.47115	9.8846
98	4,6-Dinitro-2-methylphenol	198	6.154	6.154	(0.900)	101296	2.00063	8.0025
99	N-Nitrosodiphenylamine	169	6.201	6.201	(0.907)	697763	2.35485	9.4194
100	1,2-Diphenylhydrazine	77	6.236	6.236	(0.912)	1088596	2.31742	9.2697
106	4-Bromophenyl-phenylether	248	6.477	6.483	(0.948)	240102	2.32360	9.2944
107	Hexachlorobenzene	284	6.554	6.554	(0.959)	250644	2.28402	9.1361
212	Atrazine	200	6.566	6.566	(0.960)	177717	2.51345	10.054
111	Pentachlorophenol	266	6.689	6.689	(0.978)	328916	4.77451	19.098
115	Phenanthrene	178	6.854	6.854	(1.003)	1391082	2.32981	9.3192

	Compounds	QUANT SIG MASS	RT	EXP RT	REL RT	RESPONSE	CONCENTRATIONS ON-COLUMN (NG)	CONCENTRATIONS FINAL (ug/L)
116	Anthracene	178	6.889	6.889	(1.008)	1427756	2.40917	9.6367
119	Carbazole	167	6.995	6.995	(1.023)	1373492	2.41468	9.6587
120	Di-n-Butylphthalate	149	7.201	7.201	(1.053)	1783451	2.58176	10.327
123	Fluoranthene	202	7.736	7.736	(1.132)	1504149	2.47247	9.8899
124	Benzidine	184	7.801	7.801	(0.885)	816784	2.25641	9.0256
125	Pyrene	202	7.907	7.913	(0.897)	1621521	2.45804	9.8322
131	Butylbenzylphthalate	149	8.318	8.318	(0.944)	840481	2.62041	10.482
133	3,3'-Dimethoxybenzidine	244	8.713	8.718	(0.989)	357480	2.62146	10.486
135	3,3'-Dichlorobenzidine	252	8.754	8.754	(0.993)	590287	2.39316	9.5726
136	Benzo(a)Anthracene	228	8.807	8.807	(0.999)	1571376	2.38070	9.5228
137	Chrysene	228	8.836	8.836	(1.003)	1470815	2.39165	9.5666
138	4,4'-Methylene bis(o-chloroan	231	8.748	8.748	(0.993)	280787	2.39698	9.5879
139	bis(2-ethylhexyl)Phthalate	149	8.724	8.724	(0.990)	1224881	2.64384	10.575
140	Di-n-octylphthalate	149	9.260	9.260	(0.903)	2036444	2.57719	10.309
141	Benzo(b)fluoranthene	252	9.801	9.807	(0.956)	1570747	2.36408	9.4563
142	Benzo(k)fluoranthene	252	9.830	9.836	(0.959)	1590153	2.35452	9.4181
146	Benzo(a)pyrene	252	10.189	10.189	(0.994)	1431708	2.40950	9.6380
149	Indeno(1,2,3-cd)pyrene	276	11.818	11.836	(1.153)	1639033	2.41055	9.6422
150	Dibenz(a,h)anthracene	278	11.824	11.836	(1.153)	1394624	2.42732	9.7093
151	Benzo(g,h,i)perylene	276	12.301	12.312	(1.200)	1315207	2.42137	9.6855
101	Diphenylamine	169	6.201	6.201	(0.907)	697763	2.35485	9.4194

QC Flag Legend

Q - Qualifier signal failed the ratio test.
R - Spike/Surrogate failed recovery limits.
M - Compound response manually integrated.

Data File Name: QCMRL2.D
Inj. Date and Time: 16-MAR-2010 18:28
Instrument ID: a4ag2.i
Client ID:
Compound Name: 1,4-Dioxane
CAS #: 123-91-1
Report Date: 03/17/2010

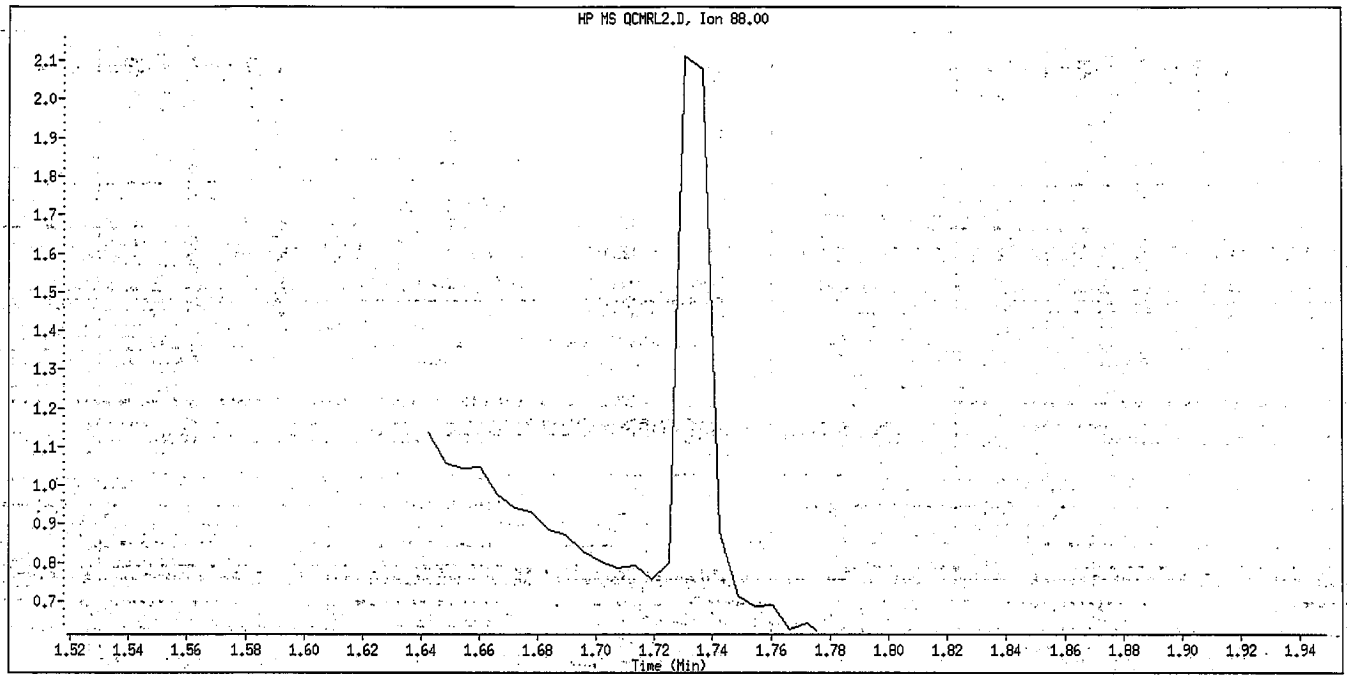

Original Integration

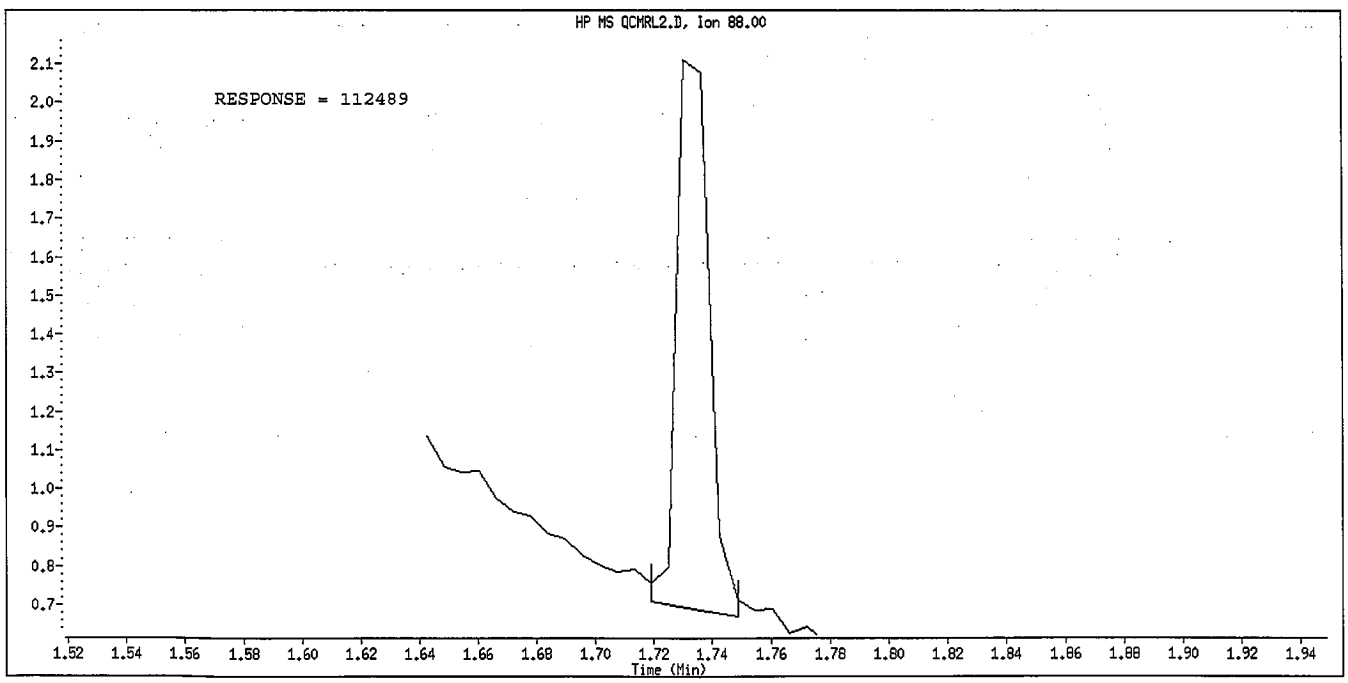

Manual Integration

Manually Integrated By: hulat
Manual Integration Reason: Poor Chromatography

Data File Name: QCMRL2.D
Inj. Date and Time: 16-MAR-2010 18:28
Instrument ID: a4ag2.i
Client ID:
Compound Name: N-Nitrosodimethylamine
CAS #: 62-75-9
Report Date: 03/17/2010

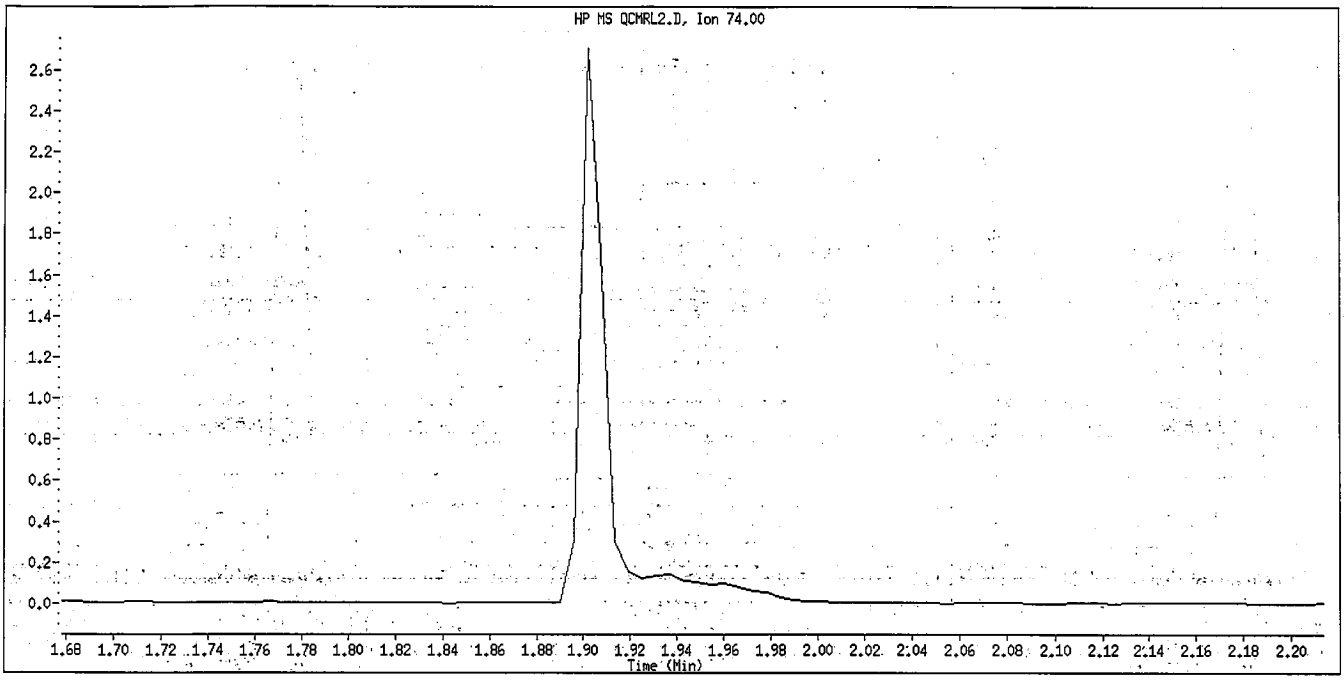

Original Integration

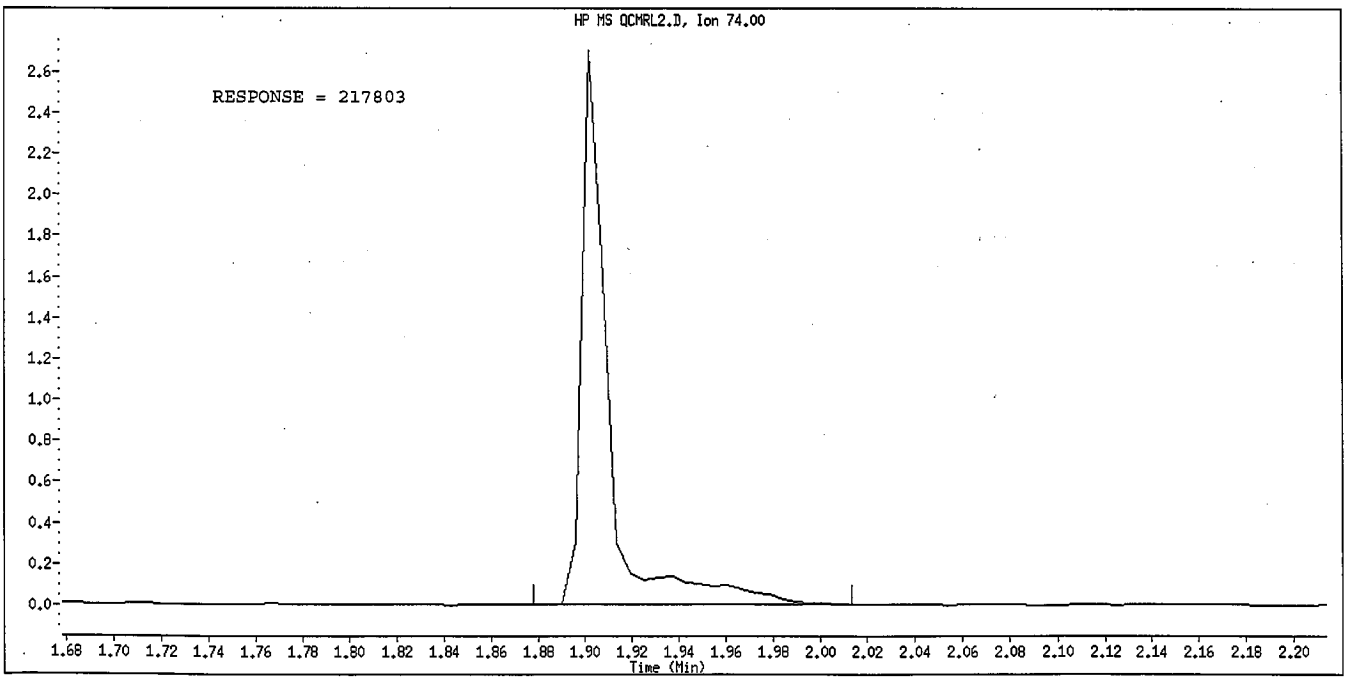

Manual Integration

Manually Integrated By: hulat
Manual Integration Reason: Peak not found

Data File Name: QCMRL2.D
Inj. Date and Time: 16-MAR-2010 18:28
Instrument ID: a4ag2.i
Client ID:
Compound Name: Pyridine
CAS #: 110-86-1
Report Date: 03/17/2010

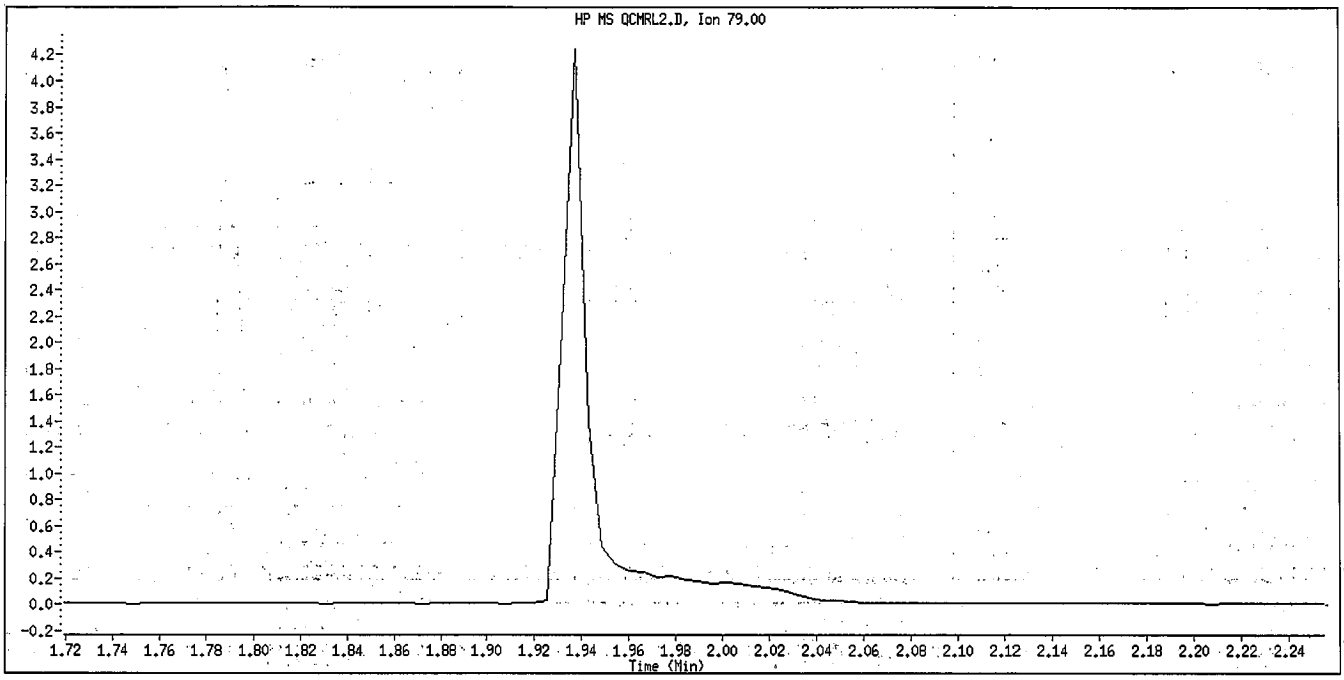

Original Integration

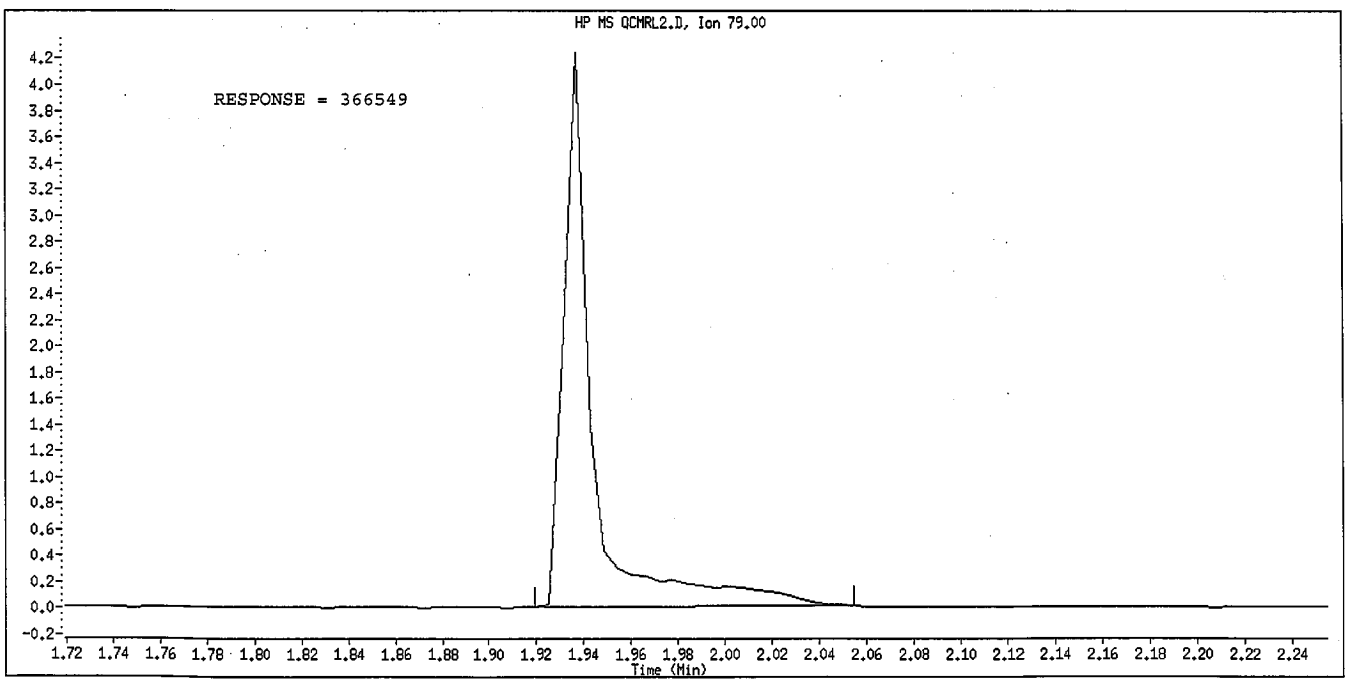

Manual Integration

Manually Integrated By: hulat
Manual Integration Reason: Peak not found

Data File Name: QCMRL2.D
Inj. Date and Time: 16-MAR-2010 18:28
Instrument ID: a4ag2.i
Client ID:
Compound Name: 3-Chloropropionitrile
CAS #: 542-76-7
Report Date: 03/17/2010

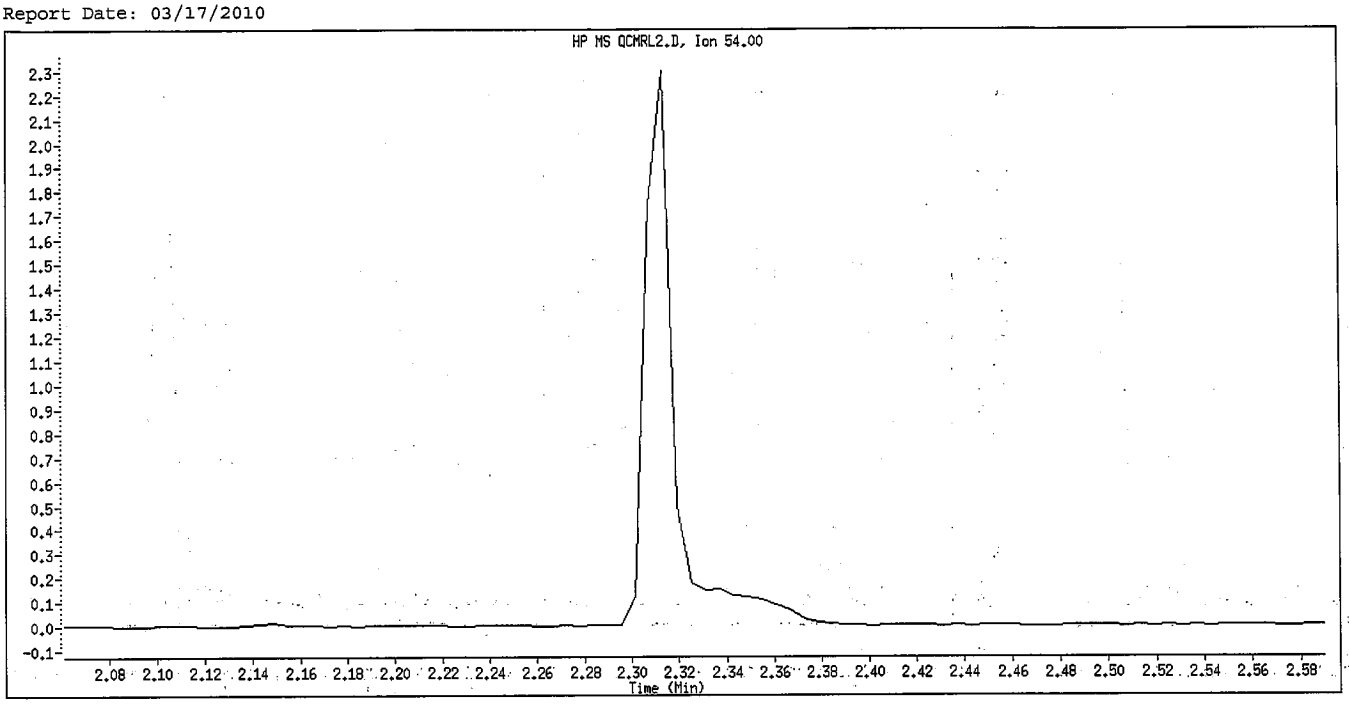

Original Integration

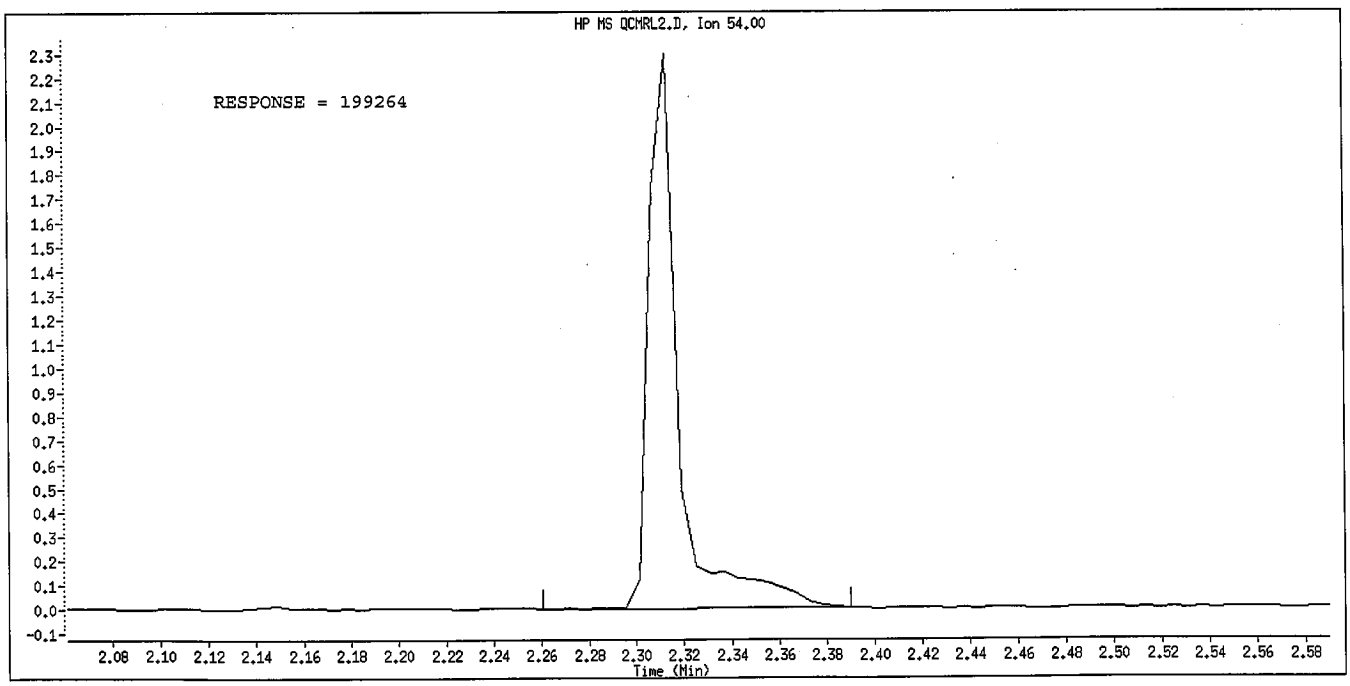

Manual Integration

Manually Integrated By: hulat
Manual Integration Reason: Peak not found

Data File Name: QCMRL2.D
Inj. Date and Time: 16-MAR-2010 18:28
Instrument ID: a4ag2.i
Client ID:
Compound Name: 4-Nitrophenol
CAS #: 100-02-7
Report Date: 03/17/2010

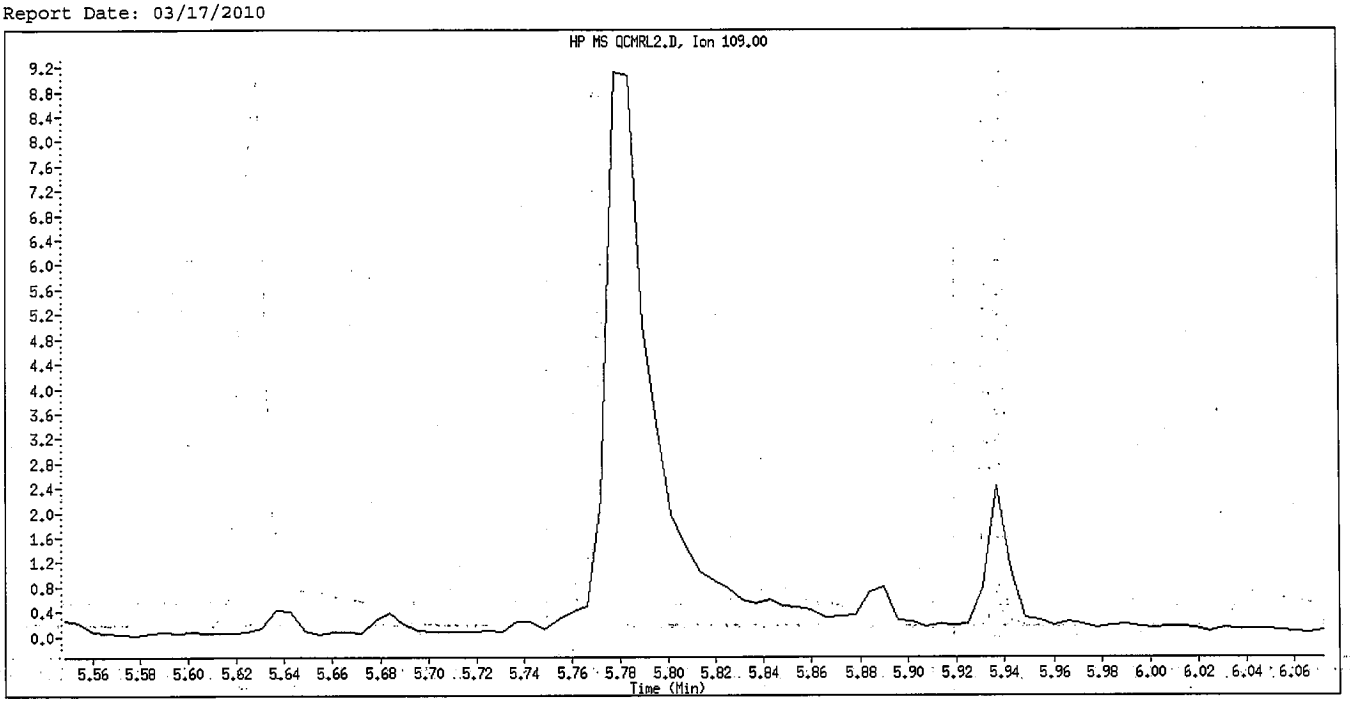

Original Integration

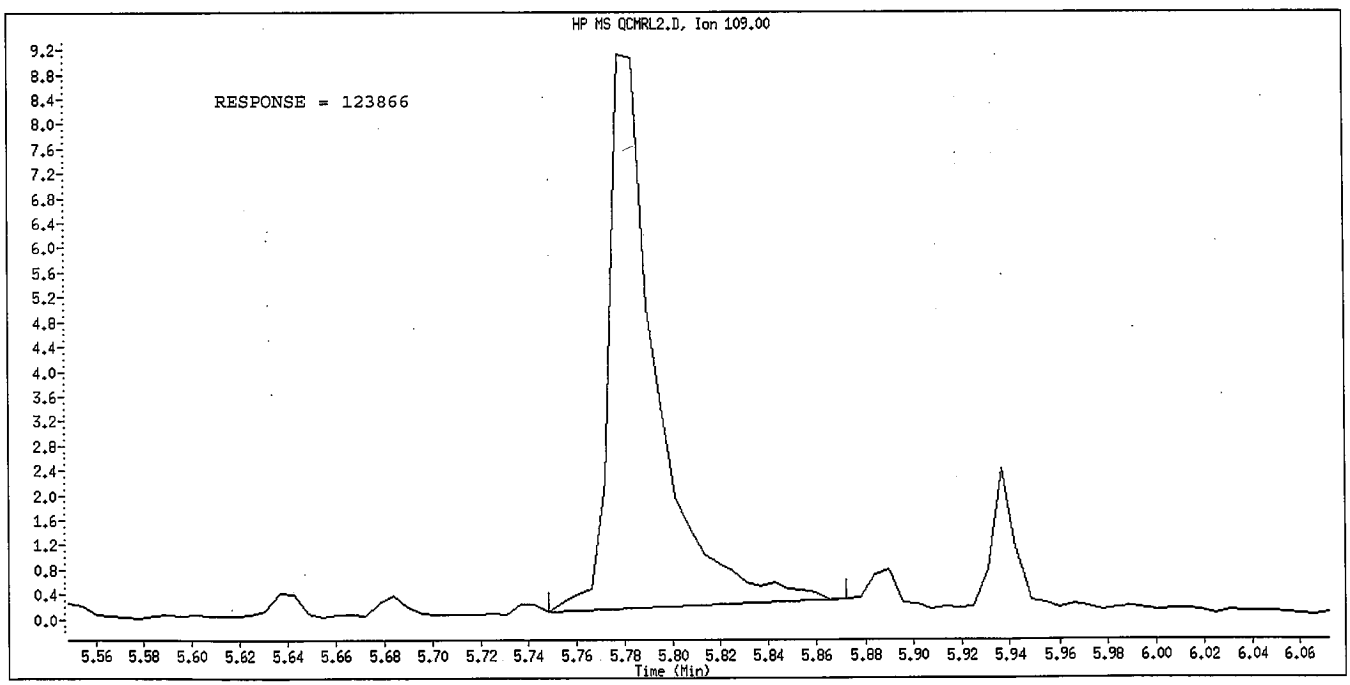

Manual Integration

Manually Integrated By: hulat
Manual Integration Reason: Poor Chromatography

TestAmerica North Canton

Semivolatile REPORT SW-846 Method 8270

Data file : \\cansvr11\dd\chem\MSS\a4ag2.i\00316A.b\MDLCHK1.D
Lab Smp Id: MDLCHK1
Inj Date : 16-MAR-2010 18:46
Operator : 046900 Inst ID: a4ag2.i
Smp Info : MDLCHK1,00316A.b,8270C-625,3-827042.SUB
Misc Info :
Comment :
Method : \\cansvr11\dd\chem\MSS\a4ag2.i\00316A.b\8270C-625.m
Meth Date : 17-Mar-2010 06:43 hulat Quant Type: ISTD
Cal Date : 16-MAR-2010 12:43 Cal File: 2SHHH0316.D
Als bottle: 38
Dil Factor: 1.00000
Integrator: HP RTE Compound Sublist: 3-827042.SUB
Target Version: 4.14
Processing Host: CANPMSSV04

	Compounds	QUANT SIG MASS	RT	EXP RT	REL RT	RESPONSE	CONCENTRATIONS ON-COLUMN (NG)	FINAL (NG)
* 1	1,4-Dichlorobenzene-d4	152	3.566	3.566	(1.000)	377923	2.00000	(Q)
* 2	Naphthalene-d8	136	4.466	4.466	(1.000)	1610688	2.00000	
* 3	Acenaphthene-d10	164	5.742	5.742	(1.000)	913776	2.00000	
* 4	Phenanthrene-d10	188	6.836	6.836	(1.000)	1508259	2.00000	
* 5	Chrysene-d12	240	8.812	8.812	(1.000)	1739543	2.00000	
* 6	Perylene-d12	264	10.254	10.254	(1.000)	1596413	2.00000	
198	1,4-Dioxane	88	Compound Not Detected.					
9	Pyridine	79	Compound Not Detected.					
10	N-Nitrosodimethylamine	74	Compound Not Detected.					
12	3-Chloropropionitrile	54	Compound Not Detected.					
209	Benzaldehyde	77	3.272	3.272	(0.918)	10095	0.06334	0.063343
21	Aniline	93	3.336	3.342	(0.936)	18524	0.04794	0.047936
22	Phenol	94	3.278	3.283	(0.919)	16559	0.05350	0.053499
23	bis(2-Chloroethyl)ether	93	3.354	3.360	(0.941)	17250	0.06515	0.065148
24	2-Chlorophenol	128	3.425	3.425	(0.960)	12979	0.05205	0.052052
26	1,3-Dichlorobenzene	146	3.530	3.530	(0.990)	13274	0.05292	0.052918
27	1,4-Dichlorobenzene	146	3.577	3.578	(1.003)	13685	0.05492	0.054925(M)
28	1,2-Dichlorobenzene	146	3.689	3.689	(1.035)	14018	0.05806	0.058057
29	Benzyl Alcohol	108	3.642	3.636	(1.021)	2424	0.01469	0.014691(Q)
30	2-Methylphenol	108	3.695	3.695	(1.036)	13076	0.05725	0.057245
31	bis(2-Chloroisopropyl)ether	45	3.725	3.725	(1.045)	17694	0.05826	0.058262
37	Acetophenone	105	3.830	3.830	(1.074)	18304	0.05406	0.054062
32	N-Nitroso-di-n-propylamine	70	3.813	3.819	(1.069)	8960	0.04968	0.049680
192	4-Methylphenol	108	3.795	3.801	(1.064)	11885	0.05010	0.050096
34	Hexachloroethane	117	3.930	3.930	(1.102)	5417	0.05316	0.053161
35	Nitrobenzene	77	3.954	3.960	(0.885)	13386	0.05197	0.051972
41	Isophorone	82	4.113	4.119	(0.921)	25704	0.05128	0.051280
42	2-Nitrophenol	139	4.183	4.183	(0.937)	4371	0.03579	0.035790(Q)
43	2,4-Dimethylphenol	107	4.177	4.177	(0.935)	11225	0.04387	0.043866
44	bis(2-Chloroethoxy)methane	93	4.242	4.248	(0.950)	13824	0.04922	0.049220
46	2,4-Toluenediamene	121	Compound Not Detected.					
47	1,3,5-Trichlorobenzene	180	4.195	4.195	(0.939)	11312	0.05512	0.055119
48	2,4-Dichlorophenol	162	4.348	4.348	(0.974)	8309	0.04640	0.046397
49	Benzoic Acid	122	Compound Not Detected.					

	Compounds	QUANT SIG MASS	RT	EXP RT	REL RT	RESPONSE	CONCENTRATIONS ON-COLUMN (NG)	CONCENTRATIONS FINAL (NG)
50	1,2,4-Trichlorobenzene	180	4.413	4.419	(0.988)	11757	0.05803	0.058026
51	Naphthalene	128	4.477	4.483	(1.003)	42647	0.05651	0.056512
52	4-Chloroaniline	127	4.495	4.495	(1.007)	14626	0.04541	0.045406
56	Hexachlorobutadiene	225	4.560	4.560	(1.021)	5845	0.05274	0.052740
210	Caprolactam	113	4.724	4.754	(1.058)	2169	0.17284	0.17284(Q)
57	1,2,3-Trichlorobenzene	180	4.583	4.583	(1.026)	11227	0.05865	0.058645
59	4-Chloro-3-Methylphenol	107	4.824	4.825	(1.080)	9006	0.04172	0.041718
62	2-Methylnaphthalene	142	4.972	4.972	(1.113)	22449	0.05500	0.055004
63	1-Methylnaphthalene	142	5.048	5.048	(1.130)	25997	0.05576	0.055757
64	Hexachlorocyclopentadiene	237	Compound Not Detected.					
66	2,4,6-Trichlorophenol	196	5.166	5.166	(0.900)	5239	0.03985	0.039855
67	2,4,5-Trichlorophenol	196	Compound Not Detected.					
211	1,1'-Biphenyl	154	5.301	5.307	(0.923)	34525	0.05481	0.054810
68	1,2,3,5-Tetrachlorobenzene	216	5.089	5.089	(0.886)	11942	0.05658	0.056582
70	2-Chloronaphthalene	162	5.330	5.330	(0.928)	25231	0.05495	0.054947
73	2-Nitroaniline	65	5.389	5.389	(0.939)	6120	0.04392	0.043915
74	1,2,3,4-Tetrachlorobenzene	216	5.307	5.307	(0.924)	10026	0.05179	0.051790
76	Dimethylphthalate	163	5.495	5.501	(0.957)	28827	0.05455	0.054553
78	2,6-Dinitrotoluene	165	5.548	5.554	(0.966)	4495	0.03967	0.039668
79	Acenaphthylene	152	5.636	5.642	(0.982)	40580	0.05226	0.052256
80	1,2-Dinitrobenzene	168	Compound Not Detected.					
81	3-Nitroaniline	138	5.683	5.683	(0.990)	5844	0.04322	0.043220
82	Acenaphthene	153	5.766	5.766	(1.004)	27329	0.05576	0.055759
83	2,4-Dinitrophenol	184	Compound Not Detected.					
85	4-Nitrophenol	109	Compound Not Detected.					
86	Dibenzofuran	168	5.889	5.889	(1.026)	38642	0.05881	0.058812
87	2,4-Dinitrotoluene	165	5.848	5.854	(1.018)	5261	0.13866	0.13866
91	2,3,5,6-Tetrachlorophenol	232	Compound Not Detected.					
93	Diethylphthalate	149	6.007	6.007	(1.046)	36562	0.06458	0.064577
94	Fluorene	166	6.136	6.142	(1.069)	30997	0.05572	0.055723
95	4-Chlorophenyl-phenylether	204	6.118	6.119	(1.066)	14183	0.05731	0.057313
96	4-Nitroaniline	138	6.136	6.136	(1.069)	5404	0.17179	0.17179
98	4,6-Dinitro-2-methylphenol	198	Compound Not Detected.					
99	N-Nitrosodiphenylamine	169	6.201	6.201	(0.907)	21190	0.05177	0.051768
100	1,2-Diphenylhydrazine	77	6.236	6.236	(0.912)	33921	0.05227	0.052273
106	4-Bromophenyl-phenylether	248	6.477	6.483	(0.948)	7135	0.04998	0.049984
107	Hexachlorobenzene	284	6.554	6.554	(0.959)	8054	0.05313	0.053128
212	Atrazine	200	6.566	6.566	(0.960)	5247	0.05372	0.053719
111	Pentachlorophenol	266	6.689	6.689	(0.978)	4572	0.54849	0.54849
115	Phenanthrene	178	6.848	6.854	(1.002)	44791	0.05430	0.054304
116	Anthracene	178	6.889	6.889	(1.008)	47354	0.05784	0.057842
119	Carbazole	167	6.995	6.995	(1.023)	41569	0.05290	0.052903
120	Di-n-Butylphthalate	149	7.201	7.201	(1.053)	55294	0.05794	0.057944
123	Fluoranthene	202	7.736	7.736	(1.132)	46068	0.05482	0.054817
124	Benzidine	184	7.807	7.801	(0.886)	13856	0.02806	0.028062
125	Pyrene	202	7.907	7.913	(0.897)	49438	0.05494	0.054941
131	Butylbenzylphthalate	149	8.318	8.318	(0.944)	27273	0.06234	0.062336
133	3,3'-Dimethoxybenzidine	244	8.712	8.718	(0.989)	7150	0.03844	0.038438
135	3,3'-Dichlorobenzidine	252	8.754	8.754	(0.993)	14801	0.04399	0.043991
136	Benzo(a)Anthracene	228	8.801	8.807	(0.999)	53100	0.05898	0.058978
137	Chrysene	228	8.830	8.836	(1.002)	47797	0.05698	0.056978
138	4,4'-Methylene bis(o-chloroan	231	8.748	8.748	(0.993)	8115	0.16545	0.16545
139	bis(2-ethylhexyl)Phthalate	149	8.724	8.724	(0.990)	42568	0.06736	0.067359
140	Di-n-octylphthalate	149	9.259	9.260	(0.903)	54666	0.18516	0.18516

	Compounds	QUANT SIG MASS	RT	EXP RT	REL RT	RESPONSE	CONCENTRATIONS ON-COLUMN (NG)	CONCENTRATIONS FINAL (NG)
	141 Benzo(b)fluoranthene	252	9.801	9.807	(0.956)	44353	0.05034	0.050342
	142 Benzo(k)fluoranthene	252	9.830	9.836	(0.959)	49839	0.05565	0.055652
	146 Benzo(a)pyrene	252	10.183	10.189	(0.993)	44606	0.05661	0.056612
	149 Indeno(1,2,3-cd)pyrene	276	11.806	11.836	(1.151)	47334	0.05250	0.052499
	150 Dibenz(a,h)anthracene	278	11.818	11.836	(1.153)	39345	0.05164	0.051642
	151 Benzo(g,h,i)perylene	276	12.295	12.312	(1.199)	39694	0.05511	0.055111
$	154 Nitrobenzene-d5	82	3.942	3.942	(0.883)	15039	0.05251	0.052514(R)
$	155 2-Fluorobiphenyl	172	5.224	5.224	(0.910)	27385	0.05192	0.051923(R)
$	156 Terphenyl-d14	244	7.983	7.983	(0.906)	29335	0.05174	0.051738(R)
$	157 Phenol-d5	99	3.266	3.272	(0.916)	14474	0.04898	0.048983(R)
$	158 2-Fluorophenol	112	2.689	2.689	(0.754)	11412	0.05237	0.052374(R)
$	159 2,4,6-Tribromophenol	330	6.318	6.319	(1.100)	2654	0.14845	0.14845(R)
$	186 2-Chlorophenol-d4	132	3.413	3.413	(0.957)	12371	0.05409	0.054092(R)
$	187 1,2-Dichlorobenzene-d4	152	3.677	3.678	(1.031)	8673	0.05737	0.057367(R)
M	195 Cresols, total	100				24961	0.10734	0.10734
	101 Diphenylamine	169	6.201	6.201	(0.907)	21190	0.05177	0.051768

QC Flag Legend

Q - Qualifier signal failed the ratio test.
R - Spike/Surrogate failed recovery limits.
M - Compound response manually integrated.

TestAmerica North Canton

INTERNAL STANDARD COMPOUNDS
AREA AND RT SUMMARY

Instrument ID: a4ag2.i
Lab File ID: MDLCHK1.D
Lab Smp Id: MDLCHK1
Analysis Type: SV
Quant Type: ISTD
Operator: 046900
Method File: \\cansvr11\dd\chem\MSS\a4ag2.i\00316A.b\8270C-625.m
Misc Info:

Calibration Date: 16-MAR-2010
Calibration Time: 15:19
Level:
Sample Type:

COMPOUND	STANDARD	AREA LIMIT LOWER	AREA LIMIT UPPER	SAMPLE	%DIFF
1 1,4-Dichlorobenze	364606	182303	729212	377923	3.65
2 Naphthalene-d8	1587553	793777	3175106	1610688	1.46
3 Acenaphthene-d10	862883	431442	1725766	913776	5.90
4 Phenanthrene-d10	1370875	685438	2741750	1508259	10.02
5 Chrysene-d12	1568083	784042	3136166	1739543	10.93
6 Perylene-d12	1423598	711799	2847196	1596413	12.14

COMPOUND	STANDARD	RT LIMIT LOWER	RT LIMIT UPPER	SAMPLE	%DIFF
1 1,4-Dichlorobenze	3.57	3.07	4.07	3.57	-0.00
2 Naphthalene-d8	4.47	3.97	4.97	4.47	-0.00
3 Acenaphthene-d10	5.74	5.24	6.24	5.74	-0.00
4 Phenanthrene-d10	6.84	6.34	7.34	6.84	-0.00
5 Chrysene-d12	8.81	8.31	9.31	8.81	-0.00
6 Perylene-d12	10.25	9.75	10.75	10.25	-0.00

AREA UPPER LIMIT = +100% of internal standard area.
AREA LOWER LIMIT = - 50% of internal standard area.
RT UPPER LIMIT = + 0.50 minutes of internal standard RT.
RT LOWER LIMIT = - 0.50 minutes of internal standard RT.

Data File: \\cansvr11\dd\chem\MSS\a4ag2.i\00316A.b\MDLCHK1.D
Date : 16-MAR-2010 18:46
Client ID:
Sample Info: MDLCHK1,00316A,b,8270C-625,3-827042,SUB
Column phase: db5.625
Instrument: a4ag2.i
Operator: 046900
Column diameter: 0.32
Y (x10^6)
Min
-2-Fluorophenol
-Benzaldehyde+
-Aniline+
-2-Chlorophenol+
-1,4-Dichlorobenzene-d4+
-1,2-Dichlorobenzene+
-Acetophenone+
-Hexachloroethane+
-Isophorone
-2-Nitrophenol+
-2,4-Dichlorophenol
-Naphthalene-d8+
-Hexachlorobutadiene+
-Caprolactam
-4-Chloro-3-Methylphenol
-2-Methylnaphthalene
-1-Methylnaphthalene+
-2,4,6-Trichlorophenol+
-1,1'-Biphenyl+
-Dimethylphthalate+
-Acenaphthylene+
-Acenaphthene-d10+
-Dibenzofuran+
-Fluorene+
-N-Nitrosodiphenylamine+
-2,4,6-Tribromophenol
-4-Bromophenyl-phenylether
-Hexachlorobenzene+
-Pentachlorophenol
Phenanthrene-d10+
-Carbazole
-Di-n-Butylphthalate
-Fluoranthene
-Benzidine
-Pyrene
-Terphenyl-d14
-Butylbenzylphthalate
-3,3'-Dimethoxybenzidine+
Chrysene-d12+
-Di-n-octylphthalate
-Benzo(b)fluoranthene+
-Benzo(a)pyrene
-Perylene-d12
-Indeno(1,2,3-cd)pyrene+
-Benzo(g,h,i)perylene
\\cansvr11\dd\chem\MSS\a4ag2.i\00316A.b\MDLCHK1.D

Data File Name: MDLCHK1.D
Inj. Date and Time: 16-MAR-2010 18:46
Instrument ID: a4ag2.i
Client ID:
Compound Name: 1,4-Dichlorobenzene
CAS #: 106-46-7
Report Date: 03/17/2010

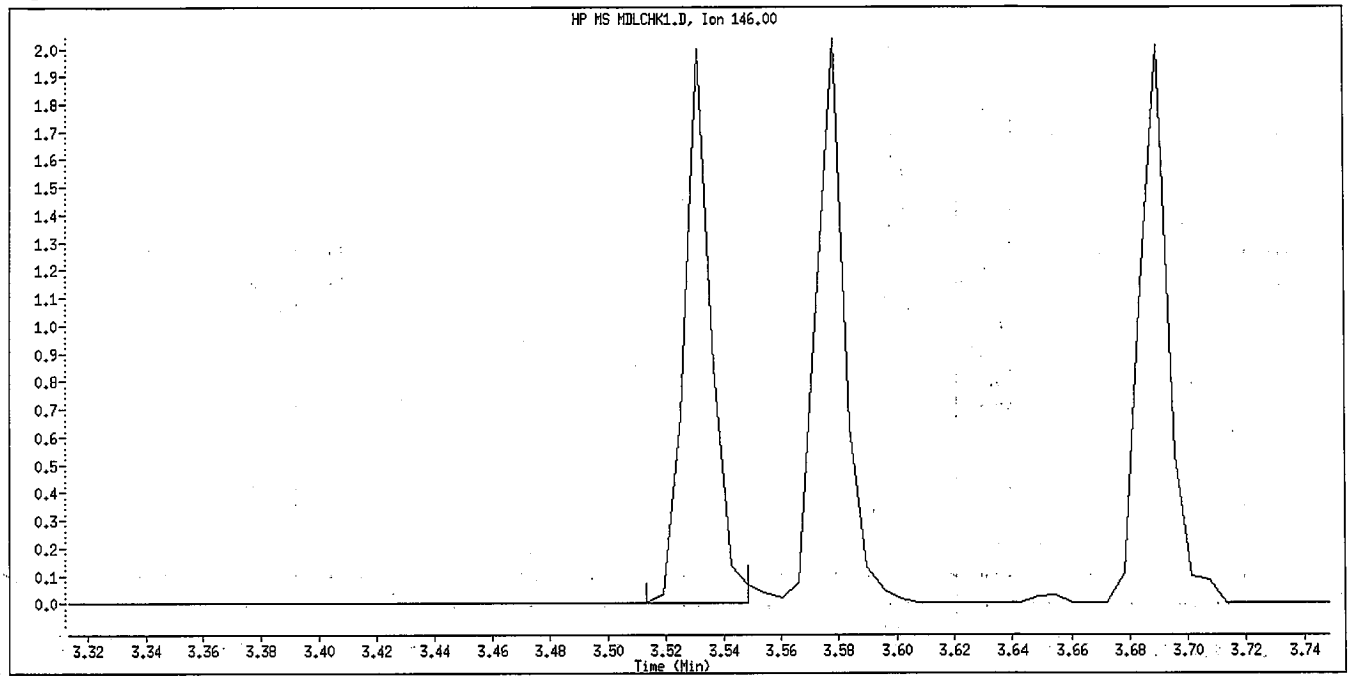

Original Integration

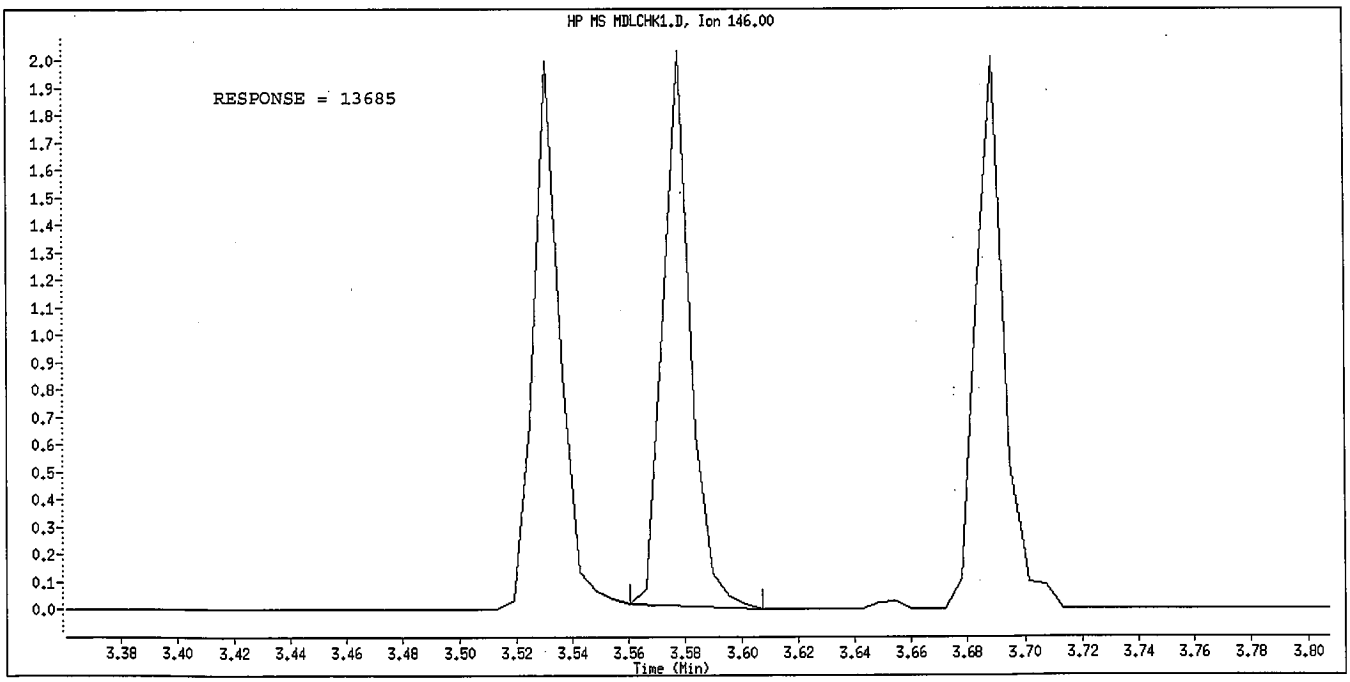

Manual Integration

Manually Integrated By: hulat
Manual Integration Reason: Peak not found

TestAmerica North Canton

Semivolatile REPORT SW-846 Method 8270

Data file : \\cansvr11\dd\chem\MSS\a4ag2.i\00316A.b\MDLCHK2.D
Lab Smp Id: MDLCHK2
Inj Date : 16-MAR-2010 19:03
Operator : 046900 Inst ID: a4ag2.i
Smp Info : MDLCHK2,00316A.b,8270C-625,3-827042.SUB
Misc Info :
Comment :
Method : \\cansvr11\dd\chem\MSS\a4ag2.i\00316A.b\8270C-625.m
Meth Date : 17-Mar-2010 06:43 hulat Quant Type: ISTD
Cal Date : 16-MAR-2010 12:43 Cal File: 2SHHH0316.D
Als bottle: 39
Dil Factor: 1.00000
Integrator: HP RTE Compound Sublist: 3-827042.SUB
Target Version: 4.14
Processing Host: CANPMSSV04

Compounds	QUANT SIG MASS	RT	EXP RT	REL RT	RESPONSE	CONCENTRATIONS ON-COLUMN (NG)	FINAL (NG)
* 1 1,4-Dichlorobenzene-d4	152	3.566	3.566	(1.000)	382050	2.00000	(Q)
* 2 Naphthalene-d8	136	4.465	4.466	(1.000)	1665172	2.00000	
* 3 Acenaphthene-d10	164	5.742	5.742	(1.000)	952154	2.00000	
* 4 Phenanthrene-d10	188	6.836	6.836	(1.000)	1576723	2.00000	
* 5 Chrysene-d12	240	8.812	8.812	(1.000)	1802259	2.00000	
* 6 Perylene-d12	264	10.253	10.254	(1.000)	1672016	2.00000	
198 1,4-Dioxane	88	1.742	1.748	(0.489)	21575	0.23699	0.23699(QM)
9 Pyridine	79	1.942	1.948	(0.545)	50442	0.20635	0.20635(QM)
10 N-Nitrosodimethylamine	74	1.907	1.913	(0.535)	33790	0.24301	0.24301(QM)
12 3-Chloropropionitrile	54	2.313	2.319	(0.649)	31228	0.23813	0.23813(QM)
209 Benzaldehyde	77	3.271	3.272	(0.918)	45557	0.28277	0.28277
21 Aniline	93	3.336	3.342	(0.936)	85657	0.21927	0.21926
22 Phenol	94	3.277	3.283	(0.919)	75209	0.24036	0.24036
23 bis(2-Chloroethyl)ether	93	3.354	3.360	(0.941)	76762	0.28677	0.28677
24 2-Chlorophenol	128	3.424	3.425	(0.960)	60828	0.24131	0.24131
26 1,3-Dichlorobenzene	146	3.530	3.530	(0.990)	64203	0.25319	0.25319
27 1,4-Dichlorobenzene	146	3.577	3.578	(1.003)	63103	0.25053	0.25053
28 1,2-Dichlorobenzene	146	3.689	3.689	(1.035)	61724	0.25288	0.25288
29 Benzyl Alcohol	108	3.636	3.636	(1.020)	18034	0.10812	0.10812(Q)
30 2-Methylphenol	108	3.695	3.695	(1.036)	58486	0.25328	0.25328
31 bis(2-Chloroisopropyl)ether	45	3.724	3.725	(1.045)	81690	0.26608	0.26608
37 Acetophenone	105	3.824	3.830	(1.073)	82243	0.24029	0.24029
32 N-Nitroso-di-n-propylamine	70	3.813	3.819	(1.069)	45454	0.24930	0.24930
192 4-Methylphenol	108	3.795	3.801	(1.064)	58834	0.24531	0.24531
34 Hexachloroethane	117	3.930	3.930	(1.102)	24512	0.23795	0.23795
35 Nitrobenzene	77	3.954	3.960	(0.885)	63123	0.23706	0.23706
41 Isophorone	82	4.113	4.119	(0.921)	123762	0.23883	0.23883
42 2-Nitrophenol	139	4.183	4.183	(0.937)	26035	0.20620	0.20620
43 2,4-Dimethylphenol	107	4.177	4.177	(0.935)	59669	0.22555	0.22555
44 bis(2-Chloroethoxy)methane	93	4.242	4.248	(0.950)	69009	0.23766	0.23766
46 2,4-Toluenediamene	121	5.283	5.283	(1.183)	31184	0.24261	0.24261
47 1,3,5-Trichlorobenzene	180	4.195	4.195	(0.939)	51420	0.24235	0.24235
48 2,4-Dichlorophenol	162	4.348	4.348	(0.974)	43175	0.23320	0.23320
49 Benzoic Acid	122	Compound Not Detected.					

	Compounds	QUANT SIG MASS	RT	EXP RT	REL RT	RESPONSE	CONCENTRATIONS ON-COLUMN (NG)	CONCENTRATIONS FINAL (NG)
50	1,2,4-Trichlorobenzene	180	4.413	4.419	(0.988)	51459	0.24566	0.24566
51	Naphthalene	128	4.477	4.483	(1.003)	193149	0.24757	0.24757
52	4-Chloroaniline	127	4.495	4.495	(1.007)	83526	0.25082	0.25082
56	Hexachlorobutadiene	225	4.560	4.560	(1.021)	28768	0.25108	0.25108
210	Caprolactam	113	4.718	4.754	(1.057)	14238	0.31172	0.31172
57	1,2,3-Trichlorobenzene	180	4.583	4.583	(1.026)	48322	0.24415	0.24415
59	4-Chloro-3-Methylphenol	107	4.824	4.825	(1.080)	51006	0.22854	0.22854
62	2-Methylnaphthalene	142	4.971	4.972	(1.113)	102812	0.24366	0.24366
63	1-Methylnaphthalene	142	5.048	5.048	(1.130)	119205	0.24730	0.24730
64	Hexachlorocyclopentadiene	237	5.089	5.089	(0.886)	16321	0.23750	0.23750
66	2,4,6-Trichlorophenol	196	5.165	5.166	(0.900)	27318	0.19944	0.19944
67	2,4,5-Trichlorophenol	196	5.195	5.195	(0.905)	34309	0.22898	0.22898
211	1,1'-Biphenyl	154	5.301	5.307	(0.923)	154348	0.23516	0.23516
68	1,2,3,5-Tetrachlorobenzene	216	5.089	5.089	(0.886)	48835	0.22206	0.22206
70	2-Chloronaphthalene	162	5.330	5.330	(0.928)	110994	0.23197	0.23197
73	2-Nitroaniline	65	5.389	5.389	(0.939)	30983	0.21336	0.21336
74	1,2,3,4-Tetrachlorobenzene	216	5.307	5.307	(0.924)	45806	0.22708	0.22708
76	Dimethylphthalate	163	5.495	5.501	(0.957)	131394	0.23863	0.23863
78	2,6-Dinitrotoluene	165	5.548	5.554	(0.966)	23005	0.19483	0.19483
79	Acenaphthylene	152	5.636	5.642	(0.982)	189479	0.23416	0.23416
80	1,2-Dinitrobenzene	168	5.595	5.601	(0.974)	11835	0.20351	0.20351
81	3-Nitroaniline	138	5.683	5.683	(0.990)	29575	0.20991	0.20991
82	Acenaphthene	153	5.765	5.766	(1.004)	122434	0.23973	0.23973
83	2,4-Dinitrophenol	184	5.783	5.760	(1.007)	2239	0.95053	0.95053 (Q)
85	4-Nitrophenol	109	Compound Not Detected.					
86	Dibenzofuran	168	5.883	5.889	(1.025)	167649	0.24487	0.24487
87	2,4-Dinitrotoluene	165	5.848	5.854	(1.018)	30496	0.28707	0.28707
91	2,3,5,6-Tetrachlorophenol	232	5.936	5.936	(1.034)	22703	0.19836	0.19836
93	Diethylphthalate	149	6.007	6.007	(1.046)	150284	0.25474	0.25474
94	Fluorene	166	6.136	6.142	(1.069)	138460	0.23888	0.23888
95	4-Chlorophenyl-phenylether	204	6.118	6.119	(1.066)	61591	0.23885	0.23885
96	4-Nitroaniline	138	6.130	6.136	(1.068)	31390	0.32569	0.32569
98	4,6-Dinitro-2-methylphenol	198	Compound Not Detected.					
99	N-Nitrosodiphenylamine	169	6.201	6.201	(0.907)	96759	0.22612	0.22612
100	1,2-Diphenylhydrazine	77	6.236	6.236	(0.912)	154175	0.22727	0.22727
106	4-Bromophenyl-phenylether	248	6.477	6.483	(0.948)	34643	0.23215	0.23215
107	Hexachlorobenzene	284	6.554	6.554	(0.959)	35240	0.22237	0.22237
212	Atrazine	200	6.565	6.566	(0.960)	25257	0.24735	0.24735
111	Pentachlorophenol	266	6.689	6.689	(0.978)	23622	0.72313	0.72313
115	Phenanthrene	178	6.848	6.854	(1.002)	203442	0.23594	0.23594
116	Anthracene	178	6.889	6.889	(1.008)	197002	0.23019	0.23019
119	Carbazole	167	6.995	6.995	(1.023)	192202	0.23398	0.23398
120	Di-n-Butylphthalate	149	7.195	7.201	(1.052)	235113	0.23568	0.23568
123	Fluoranthene	202	7.730	7.736	(1.131)	207494	0.23618	0.23618
124	Benzidine	184	7.801	7.801	(0.885)	87935	0.17189	0.17189
125	Pyrene	202	7.906	7.913	(0.897)	226137	0.24256	0.24256
131	Butylbenzylphthalate	149	8.318	8.318	(0.944)	113702	0.25084	0.25084
133	3,3'-Dimethoxybenzidine	244	8.712	8.718	(0.989)	39684	0.20592	0.20592
135	3,3'-Dichlorobenzidine	252	8.753	8.754	(0.993)	75881	0.21768	0.21768
136	Benzo(a)Anthracene	228	8.800	8.807	(0.999)	227849	0.24426	0.24426
137	Chrysene	228	8.830	8.836	(1.002)	203469	0.23411	0.23411
138	4,4'-Methylene bis(o-chloroan	231	8.742	8.748	(0.992)	35940	0.32796	0.32796
139	bis(2-ethylhexyl)Phthalate	149	8.724	8.724	(0.990)	157515	0.24057	0.24057
140	Di-n-octylphthalate	149	9.259	9.260	(0.903)	247317	0.35304	0.35304

	Compounds	QUANT SIG MASS	RT	EXP RT	REL RT	RESPONSE	CONCENTRATIONS ON-COLUMN (NG)	CONCENTRATIONS FINAL (NG)
141	Benzo(b)fluoranthene	252	9.800	9.807	(0.956)	206115	0.22337	0.22337
142	Benzo(k)fluoranthene	252	9.824	9.836	(0.958)	222691	0.23742	0.23742
146	Benzo(a)pyrene	252	10.183	10.189	(0.993)	193195	0.23411	0.23411
149	Indeno(1,2,3-cd)pyrene	276	11.806	11.836	(1.151)	218932	0.23184	0.23184
150	Dibenz(a,h)anthracene	278	11.812	11.836	(1.152)	185890	0.23296	0.23296
151	Benzo(g,h,i)perylene	276	12.288	12.312	(1.198)	176158	0.23352	0.23352
$ 154	Nitrobenzene-d5	82	3.942	3.942	(0.883)	69932	0.23620	0.23620(R)
$ 155	2-Fluorobiphenyl	172	5.224	5.224	(0.910)	127865	0.23267	0.23266(R)
$ 156	Terphenyl-d14	244	7.983	7.983	(0.906)	137018	0.23325	0.23325(R)
$ 157	Phenol-d5	99	3.266	3.272	(0.916)	72298	0.24203	0.24203(R)
$ 158	2-Fluorophenol	112	2.689	2.689	(0.754)	54146	0.24581	0.24581(R)
$ 159	2,4,6-Tribromophenol	330	6.318	6.319	(1.100)	13254	0.31257	0.31257(R)
$ 186	2-Chlorophenol-d4	132	3.413	3.413	(0.957)	56030	0.24234	0.24234(R)
$ 187	1,2-Dichlorobenzene-d4	152	3.677	3.678	(1.031)	37087	0.24266	0.24266(R)
M 195	Cresols, total	100				117320	0.49859	0.49859
101	Diphenylamine	169	6.201	6.201	(0.907)	96759	0.22612	0.22612

QC Flag Legend

Q - Qualifier signal failed the ratio test.
R - Spike/Surrogate failed recovery limits.
M - Compound response manually integrated.

TestAmerica North Canton

INTERNAL STANDARD COMPOUNDS
AREA AND RT SUMMARY

Instrument ID: a4ag2.i
Lab File ID: MDLCHK2.D
Lab Smp Id: MDLCHK2
Analysis Type: SV
Quant Type: ISTD
Operator: 046900
Method File: \\cansvr11\dd\chem\MSS\a4ag2.i\00316A.b\8270C-625.m
Misc Info:

Calibration Date: 16-MAR-2010
Calibration Time: 15:19
Level:
Sample Type:

COMPOUND	STANDARD	AREA LIMIT LOWER	AREA LIMIT UPPER	SAMPLE	%DIFF
1 1,4-Dichlorobenze	364606	182303	729212	382050	4.78
2 Naphthalene-d8	1587553	793777	3175106	1665172	4.89
3 Acenaphthene-d10	862883	431442	1725766	952154	10.35
4 Phenanthrene-d10	1370875	685438	2741750	1576723	15.02
5 Chrysene-d12	1568083	784042	3136166	1802259	14.93
6 Perylene-d12	1423598	711799	2847196	1672016	17.45

COMPOUND	STANDARD	RT LIMIT LOWER	RT LIMIT UPPER	SAMPLE	%DIFF
1 1,4-Dichlorobenze	3.57	3.07	4.07	3.57	-0.01
2 Naphthalene-d8	4.47	3.97	4.97	4.47	-0.01
3 Acenaphthene-d10	5.74	5.24	6.24	5.74	-0.00
4 Phenanthrene-d10	6.84	6.34	7.34	6.84	-0.00
5 Chrysene-d12	8.81	8.31	9.31	8.81	-0.00
6 Perylene-d12	10.25	9.75	10.75	10.25	-0.00

AREA UPPER LIMIT = +100% of internal standard area.
AREA LOWER LIMIT = - 50% of internal standard area.
RT UPPER LIMIT = + 0.50 minutes of internal standard RT.
RT LOWER LIMIT = - 0.50 minutes of internal standard RT.

Data File: \\cansvr11\dd\chem\MSS\a4ag2.i\00316A.b\MDLCHK2.D
Date : 16-MAR-2010 19:03
Client ID:
Sample Info: MDLCHK2,00316A.b,8270C-625,3-827042,SUB

Instrument: a4ag2.i

Operator: 046900
Column diameter: 0.32

Column phase: db5.625

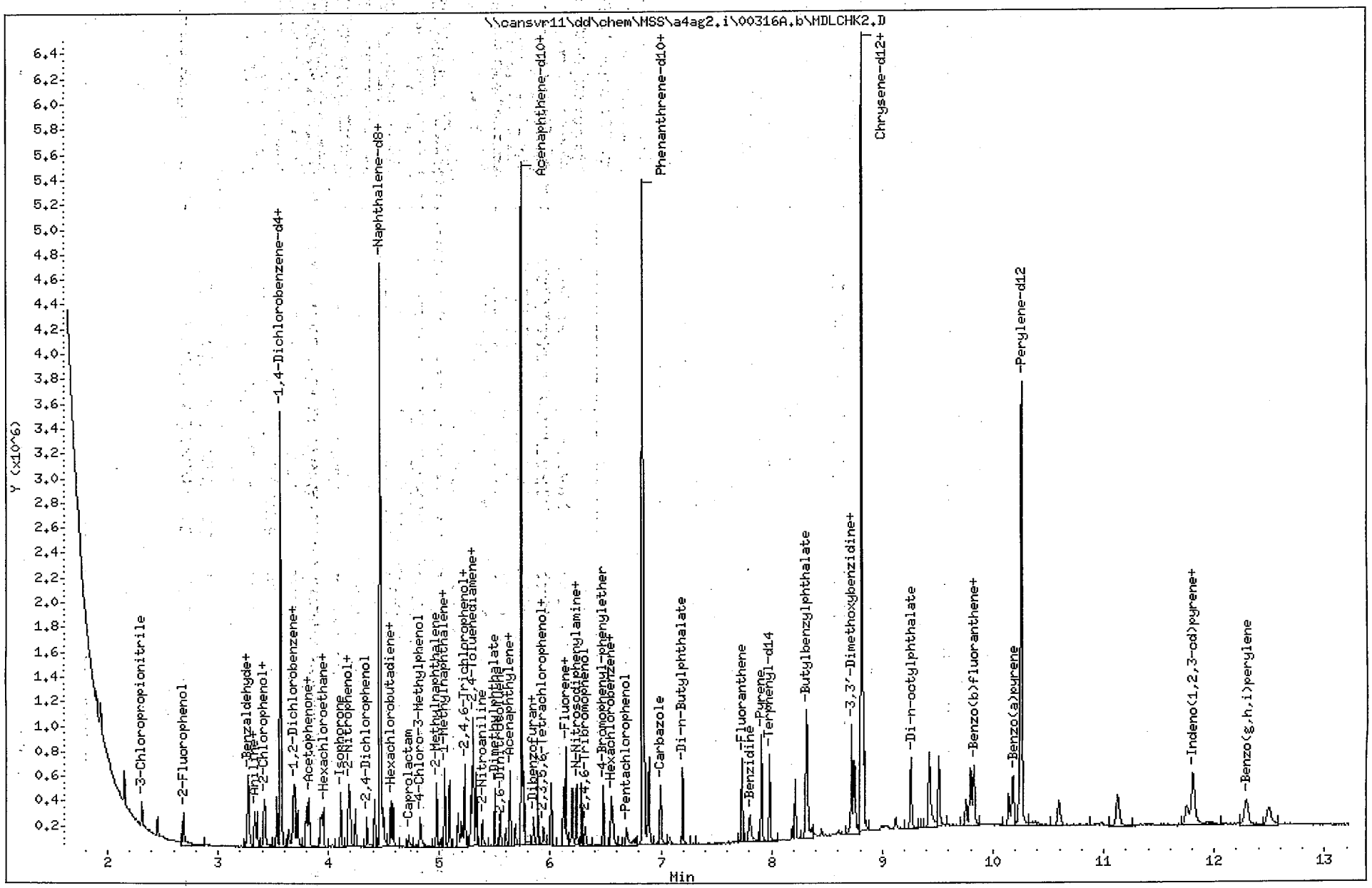

North Canton

Data File Name: MDLCHK2.D
Inj. Date and Time: 16-MAR-2010 19:03
Instrument ID: a4ag2.i
Client ID:
Compound Name: 1,4-Dioxane
CAS #: 123-91-1
Report Date: 03/17/2010

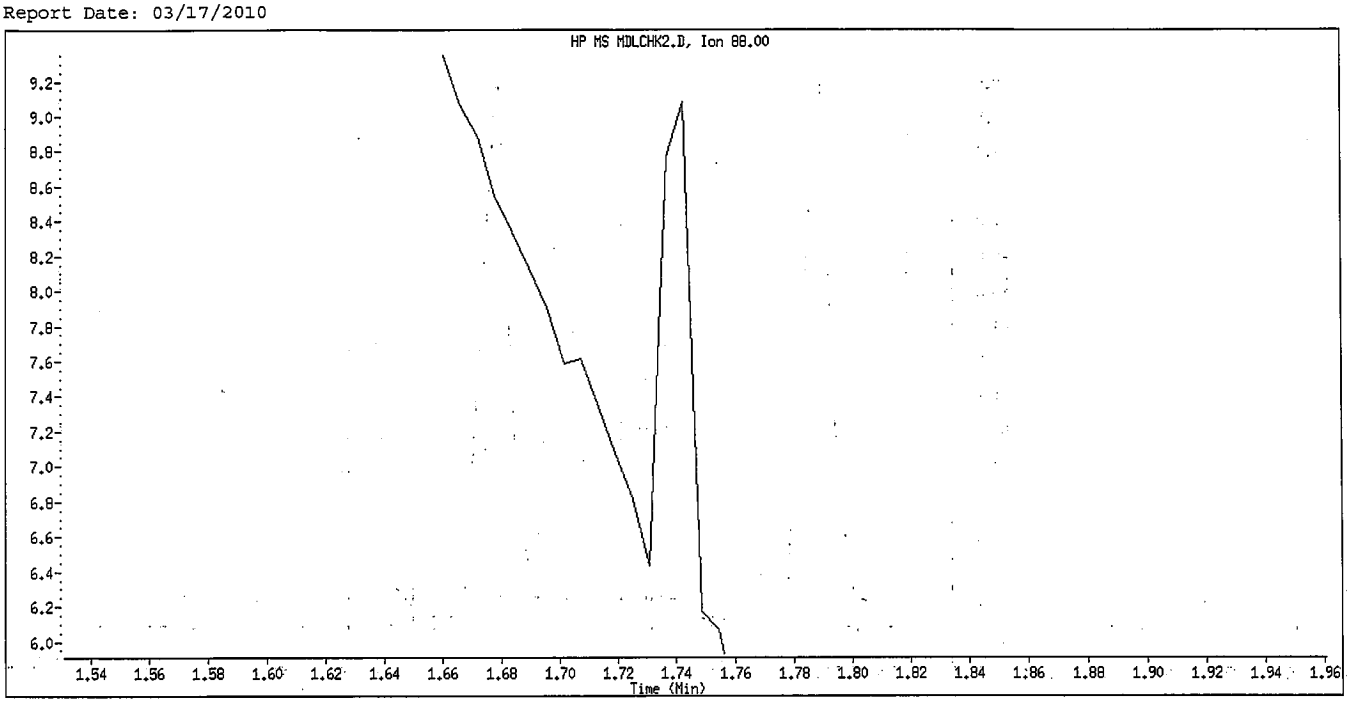

Original Integration

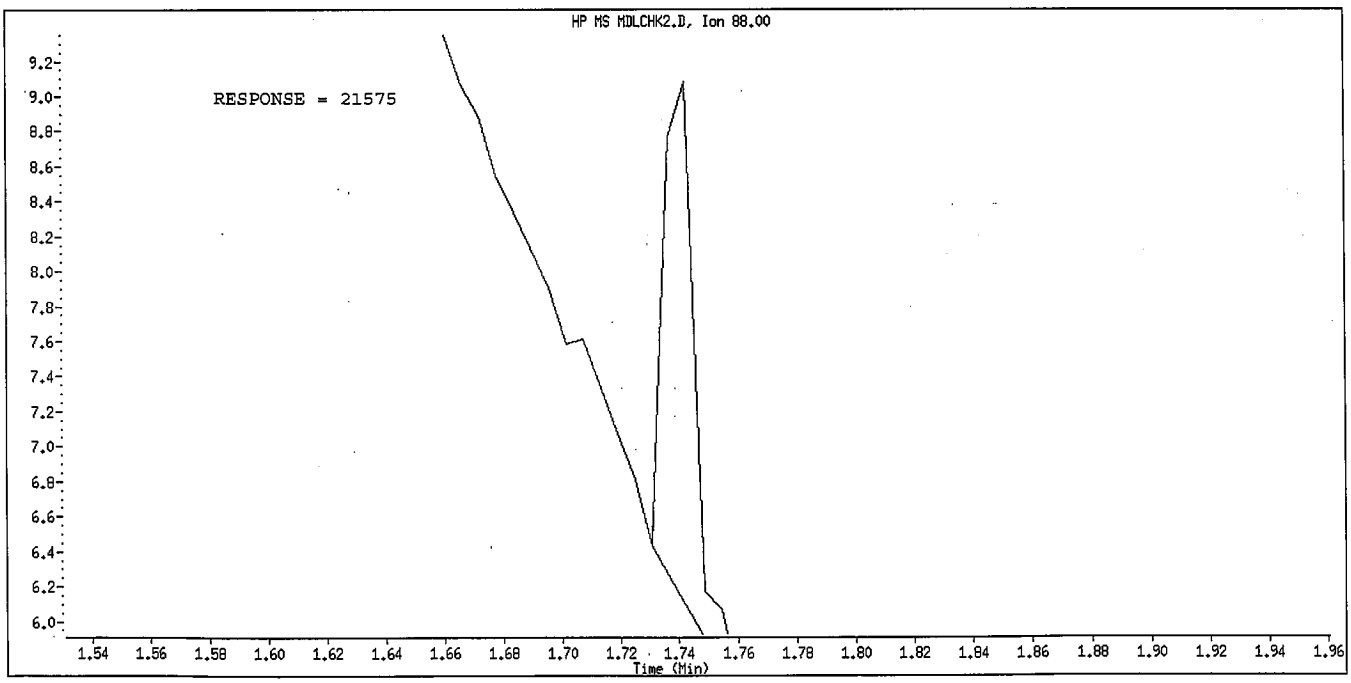

Manual Integration

Manually Integrated By: hulat
Manual Integration Reason: Poor Chromatography

Data File Name: MDLCHK2.D
Inj. Date and Time: 16-MAR-2010 19:03
Instrument ID: a4ag2.i
Client ID:
Compound Name: N-Nitrosodimethylamine
CAS #: 62-75-9
Report Date: 03/17/2010

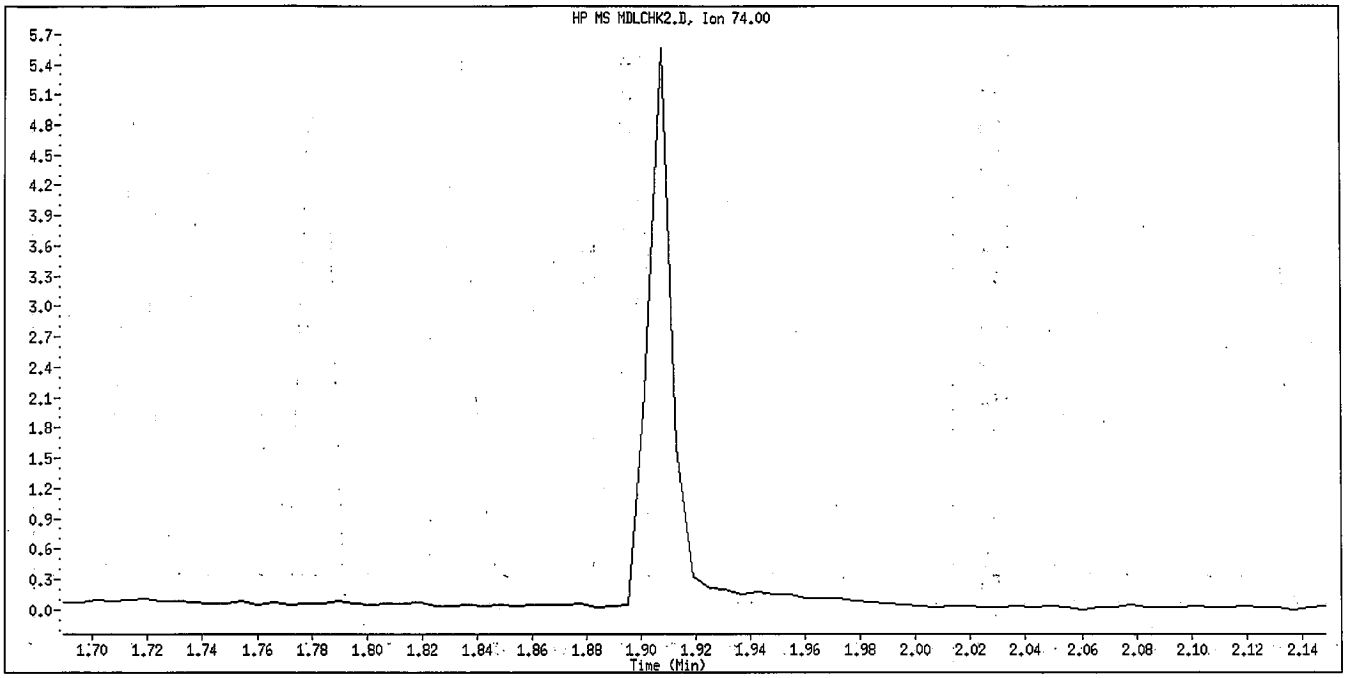

Original Integration

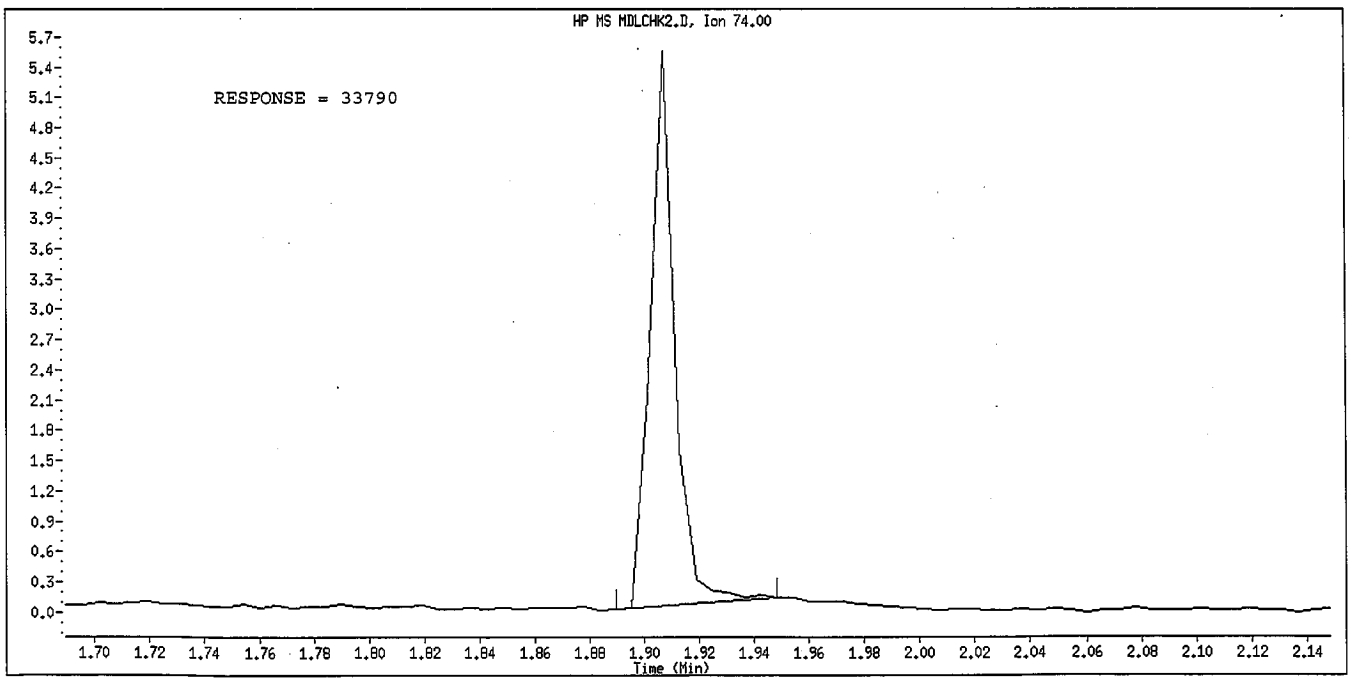

Manual Integration

Manually Integrated By: hulat
Manual Integration Reason: Peak not found

Data File Name: MDLCHK2.D
Inj. Date and Time: 16-MAR-2010 19:03
Instrument ID: a4ag2.i
Client ID:
Compound Name: Pyridine
CAS #: 110-86-1
Report Date: 03/17/2010

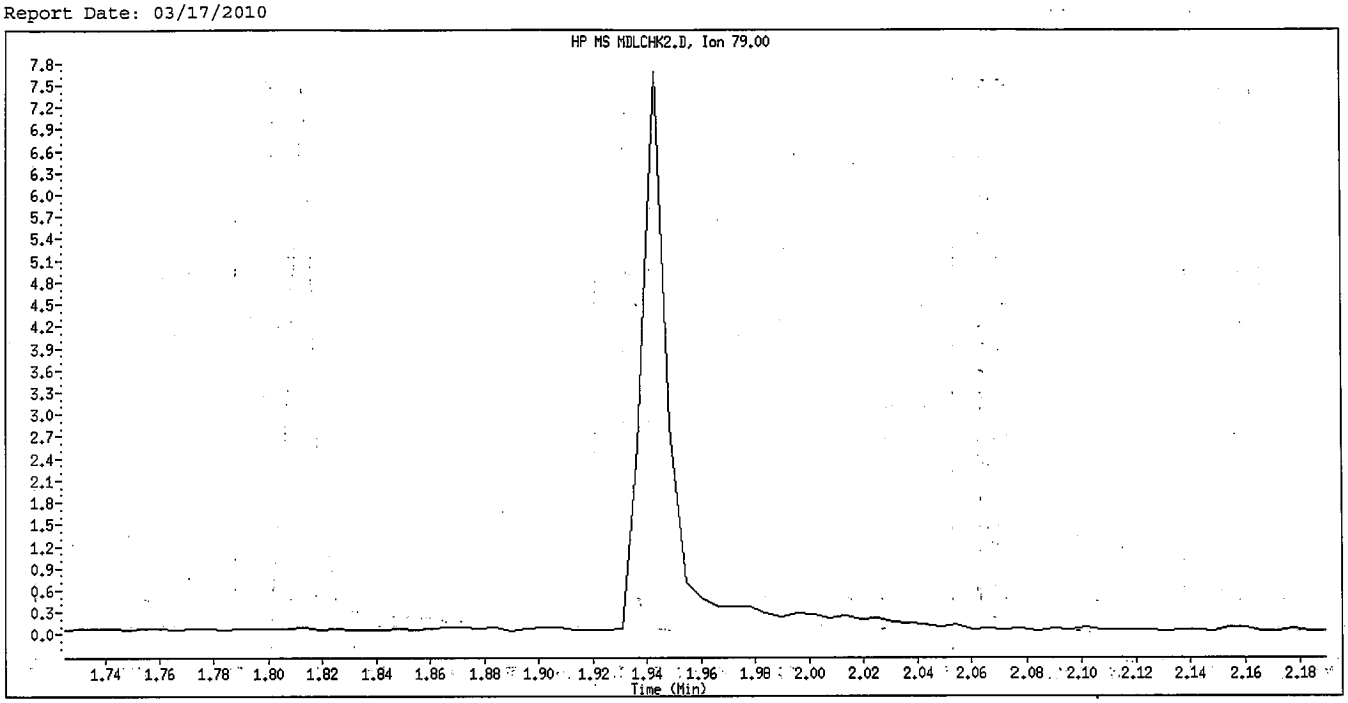

Original Integration

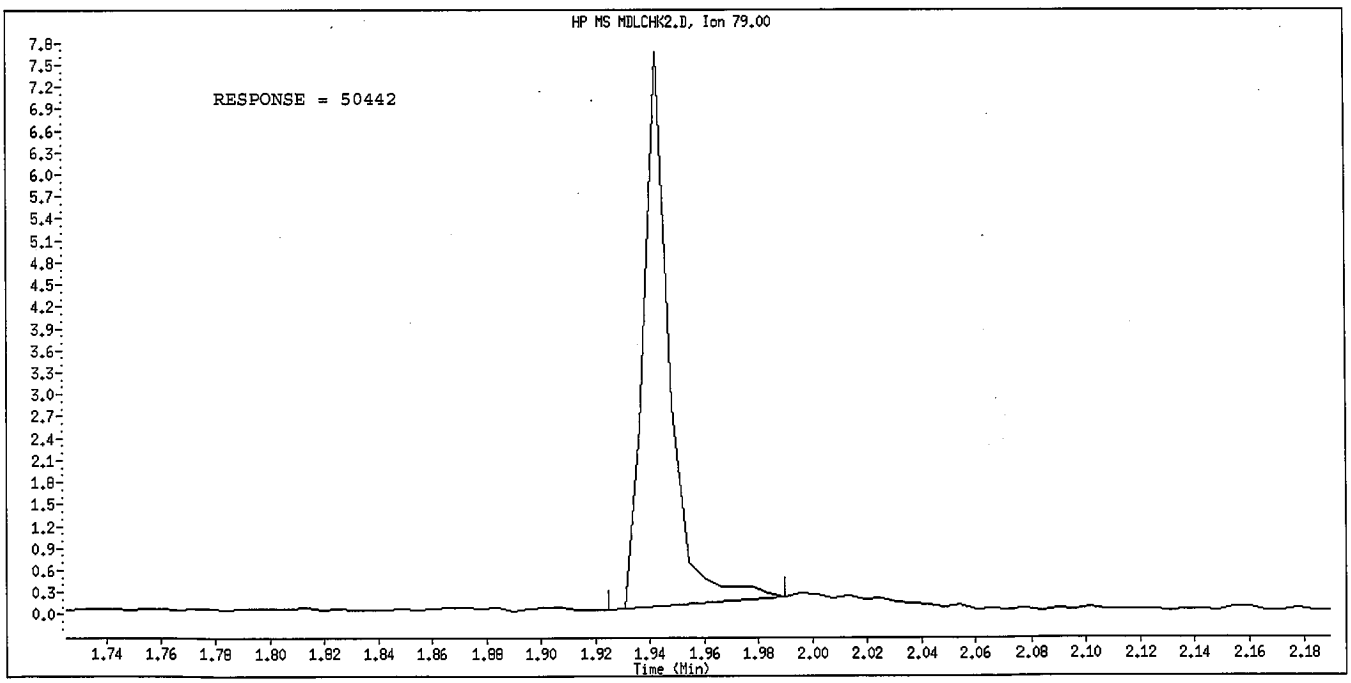

Manual Integration

Manually Integrated By: hulat
Manual Integration Reason: Peak not found

Data File Name: MDLCHK2.D
Inj. Date and Time: 16-MAR-2010 19:03
Instrument ID: a4ag2.i
Client ID:
Compound Name: 3-Chloropropionitrile
CAS #: 542-76-7
Report Date: 03/17/2010

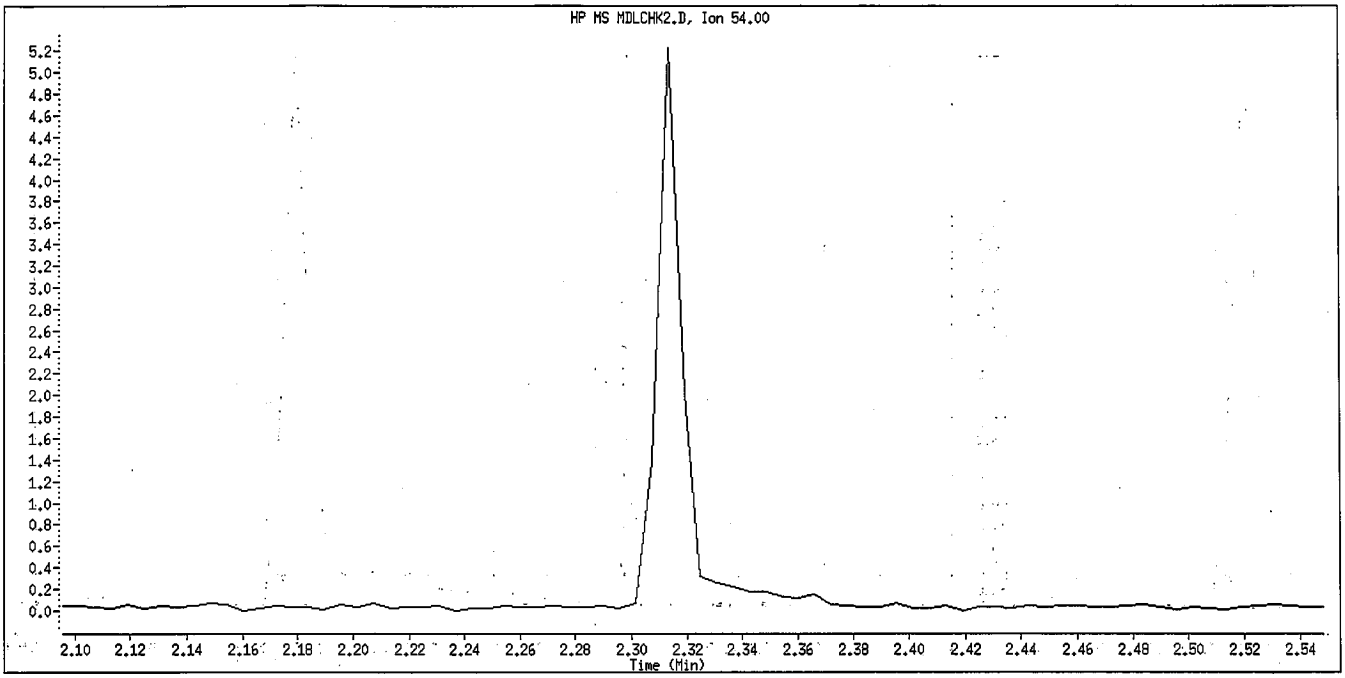

Original Integration

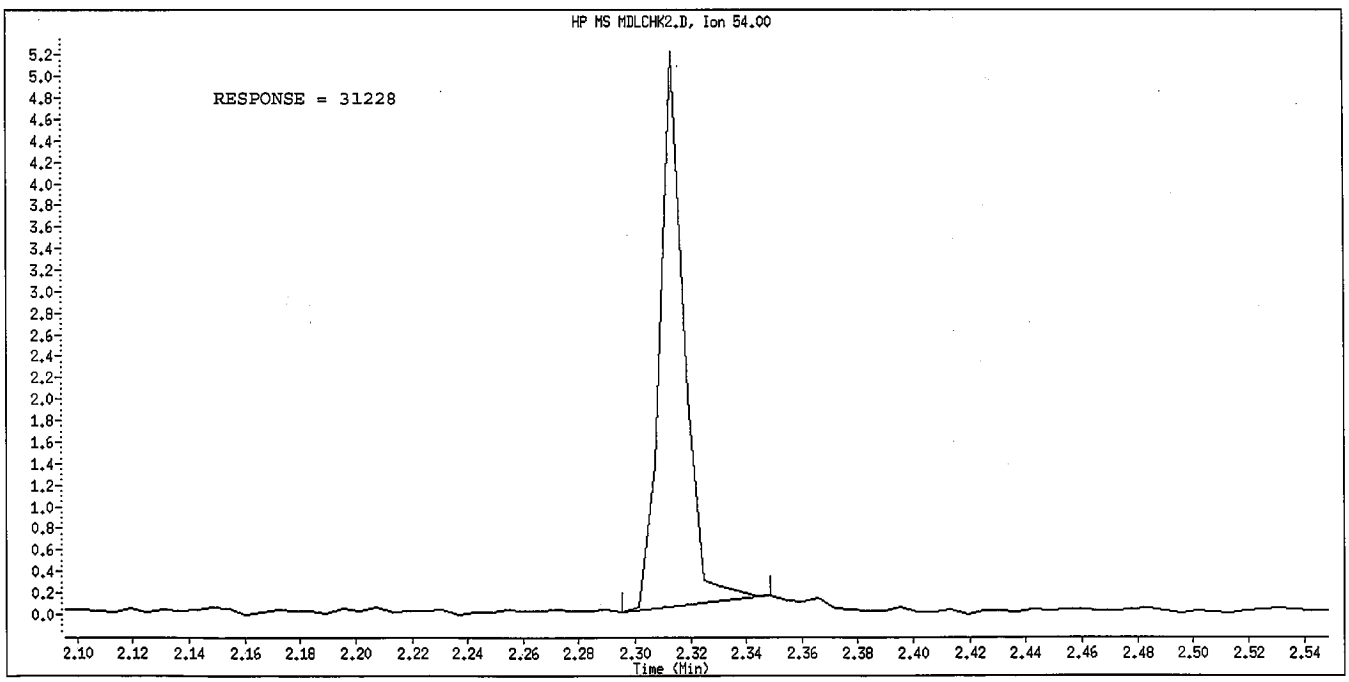

Manual Integration

Manually Integrated By: hulat
Manual Integration Reason: Peak not found

9317

TestAmerica North Canton

Semivolatile REPORT SW-846 Method 8270

Data file : \\cansvr11\dd\chem\MSS\a4ag2.i\00316A.b\MDLCHK3.D
Lab Smp Id: MDLCHK3
Inj Date : 16-MAR-2010 19:20
Operator : 046900 Inst ID: a4ag2.i
Smp Info : MDLCHK3,00316A.b,8270C-625,3-827042.SUB
Misc Info :
Comment :
Method : \\cansvr11\dd\chem\MSS\a4ag2.i\00316A.b\8270C-625.m
Meth Date : 17-Mar-2010 06:43 hulat Quant Type: ISTD
Cal Date : 16-MAR-2010 12:43 Cal File: 2SHHH0316.D
Als bottle: 40
Dil Factor: 1.00000
Integrator: HP RTE Compound Sublist: 3-827042.SUB
Target Version: 4.14
Processing Host: CANPMSSV04

	Compounds	QUANT SIG MASS	RT	EXP RT	REL RT	RESPONSE	CONCENTRATIONS ON-COLUMN (NG)	FINAL (NG)
* 1	1,4-Dichlorobenzene-d4	152	3.566	3.566	(1.000)	394347	2.00000	(Q)
* 2	Naphthalene-d8	136	4.466	4.466	(1.000)	1744428	2.00000	
* 3	Acenaphthene-d10	164	5.742	5.742	(1.000)	994657	2.00000	
* 4	Phenanthrene-d10	188	6.836	6.836	(1.000)	1659554	2.00000	
* 5	Chrysene-d12	240	8.812	8.812	(1.000)	1901264	2.00000	
* 6	Perylene-d12	264	10.254	10.254	(1.000)	1735370	2.00000	
198	1,4-Dioxane	88	1.736	1.748	(0.487)	44379	0.47228	0.47228(QM)
9	Pyridine	79	1.942	1.948	(0.545)	105034	0.41627	0.41627(QM)
10	N-Nitrosodimethylamine	74	1.907	1.913	(0.535)	69440	0.48383	0.48383(QM)
12	3-Chloropropionitrile	54	2.313	2.319	(0.649)	62906	0.46474	0.46474(QM)
209	Benzaldehyde	77	3.272	3.272	(0.918)	88703	0.53340	0.53340
21	Aniline	93	3.336	3.342	(0.936)	176856	0.43860	0.43860
22	Phenol	94	3.278	3.283	(0.919)	158144	0.48966	0.48966
23	bis(2-Chloroethyl)ether	93	3.354	3.360	(0.941)	147243	0.53293	0.53293
24	2-Chlorophenol	128	3.419	3.425	(0.959)	126720	0.48704	0.48704
26	1,3-Dichlorobenzene	146	3.530	3.530	(0.990)	125430	0.47921	0.47921
27	1,4-Dichlorobenzene	146	3.577	3.578	(1.003)	128747	0.49521	0.49520
28	1,2-Dichlorobenzene	146	3.689	3.689	(1.035)	123389	0.48975	0.48975
29	Benzyl Alcohol	108	3.636	3.636	(1.020)	57652	0.33485	0.33485
30	2-Methylphenol	108	3.695	3.695	(1.036)	121363	0.50919	0.50918
31	bis(2-Chloroisopropyl)ether	45	3.725	3.725	(1.045)	164437	0.51890	0.51890
37	Acetophenone	105	3.825	3.830	(1.073)	167966	0.47544	0.47544
32	N-Nitroso-di-n-propylamine	70	3.813	3.819	(1.069)	93374	0.49616	0.49616
192	4-Methylphenol	108	3.795	3.801	(1.064)	124023	0.50099	0.50099
34	Hexachloroethane	117	3.930	3.930	(1.102)	46571	0.43800	0.43800
35	Nitrobenzene	77	3.954	3.960	(0.885)	133298	0.47786	0.47786
41	Isophorone	82	4.113	4.119	(0.921)	254756	0.46928	0.46928
42	2-Nitrophenol	139	4.177	4.183	(0.935)	58338	0.44106	0.44106
43	2,4-Dimethylphenol	107	4.177	4.177	(0.935)	123636	0.44611	0.44611
44	bis(2-Chloroethoxy)methane	93	4.242	4.248	(0.950)	141377	0.46477	0.46477
46	2,4-Toluenediamene	121	5.283	5.283	(1.183)	70856	0.52620	0.52620
47	1,3,5-Trichlorobenzene	180	4.195	4.195	(0.939)	104480	0.47006	0.47006
48	2,4-Dichlorophenol	162	4.348	4.348	(0.974)	91617	0.47236	0.47236

	Compounds	QUANT SIG MASS	RT	EXP RT	REL RT	RESPONSE	CONCENTRATIONS ON-COLUMN (NG)	CONCENTRATIONS FINAL (NG)
49	Benzoic Acid	122	4.201	4.266	(0.941)	29434	1.43099	1.4310(Q)
50	1,2,4-Trichlorobenzene	180	4.419	4.419	(0.989)	102614	0.46762	0.46762
51	Naphthalene	128	4.477	4.483	(1.003)	389224	0.47622	0.47622
52	4-Chloroaniline	127	4.495	4.495	(1.007)	173821	0.49826	0.49826
56	Hexachlorobutadiene	225	4.560	4.560	(1.021)	55667	0.46378	0.46378
210	Caprolactam	113	4.724	4.754	(1.058)	35768	0.54200	0.54200
57	1,2,3-Trichlorobenzene	180	4.583	4.583	(1.026)	95713	0.46163	0.46163
59	4-Chloro-3-Methylphenol	107	4.824	4.825	(1.080)	110780	0.47382	0.47382
62	2-Methylnaphthalene	142	4.972	4.972	(1.113)	211391	0.47823	0.47823
63	1-Methylnaphthalene	142	5.048	5.048	(1.130)	247121	0.48938	0.48938
64	Hexachlorocyclopentadiene	237	5.089	5.089	(0.886)	37307	0.37489	0.37489
66	2,4,6-Trichlorophenol	196	5.166	5.166	(0.900)	61890	0.43253	0.43253
67	2,4,5-Trichlorophenol	196	5.195	5.195	(0.905)	73481	0.46946	0.46946
211	1,1'-Biphenyl	154	5.301	5.307	(0.923)	314358	0.45848	0.45848
68	1,2,3,5-Tetrachlorobenzene	216	5.089	5.089	(0.886)	101690	0.44263	0.44263
70	2-Chloronaphthalene	162	5.330	5.330	(0.928)	229116	0.45838	0.45838
73	2-Nitroaniline	65	5.389	5.389	(0.939)	68520	0.45170	0.45170
74	1,2,3,4-Tetrachlorobenzene	216	5.307	5.307	(0.924)	95915	0.45517	0.45516
76	Dimethylphthalate	163	5.495	5.501	(0.957)	272201	0.47323	0.47323
78	2,6-Dinitrotoluene	165	5.548	5.554	(0.966)	53692	0.43530	0.43530
79	Acenaphthylene	152	5.636	5.642	(0.982)	391525	0.46318	0.46318
80	1,2-Dinitrobenzene	168	5.595	5.601	(0.974)	25933	0.42688	0.42688
81	3-Nitroaniline	138	5.683	5.683	(0.990)	66494	0.45177	0.45177
82	Acenaphthene	153	5.766	5.766	(1.004)	253754	0.47563	0.47563
83	2,4-Dinitrophenol	184	5.760	5.760	(1.003)	9330	1.03255	1.0325(Q)
85	4-Nitrophenol	109	5.789	5.777	(1.008)	21625	0.49866	0.49866(QM)
86	Dibenzofuran	168	5.889	5.889	(1.026)	341764	0.47786	0.47786
87	2,4-Dinitrotoluene	165	5.848	5.854	(1.018)	72930	0.51959	0.51959
91	2,3,5,6-Tetrachlorophenol	232	5.936	5.936	(1.034)	47204	0.39480	0.39480
93	Diethylphthalate	149	6.007	6.007	(1.046)	282266	0.45801	0.45801
94	Fluorene	166	6.136	6.142	(1.069)	284035	0.46909	0.46909
95	4-Chlorophenyl-phenylether	204	6.119	6.119	(1.066)	125701	0.46665	0.46665
96	4-Nitroaniline	138	6.130	6.136	(1.068)	70331	0.53971	0.53971
98	4,6-Dinitro-2-methylphenol	198	6.154	6.154	(0.900)	13897	0.60302	0.60302
99	N-Nitrosodiphenylamine	169	6.201	6.201	(0.907)	205575	0.45644	0.45644
100	1,2-Diphenylhydrazine	77	6.236	6.236	(0.912)	322686	0.45194	0.45194
106	4-Bromophenyl-phenylether	248	6.477	6.483	(0.948)	69884	0.44494	0.44494
107	Hexachlorobenzene	284	6.554	6.554	(0.959)	76110	0.45629	0.45629
212	Atrazine	200	6.566	6.566	(0.960)	51118	0.47564	0.47564
111	Pentachlorophenol	266	6.689	6.689	(0.978)	51384	0.95598	0.95598
115	Phenanthrene	178	6.848	6.854	(1.002)	411543	0.45346	0.45346
116	Anthracene	178	6.889	6.889	(1.008)	416640	0.46252	0.46252
119	Carbazole	167	6.989	6.995	(1.022)	400600	0.46334	0.46334
120	Di-n-Butylphthalate	149	7.195	7.201	(1.052)	481349	0.45843	0.45843
123	Fluoranthene	202	7.730	7.736	(1.131)	423394	0.45787	0.45787
124	Benzidine	184	7.801	7.801	(0.885)	190850	0.35364	0.35364
125	Pyrene	202	7.907	7.913	(0.897)	449585	0.45713	0.45713
131	Butylbenzylphthalate	149	8.318	8.318	(0.944)	228557	0.47797	0.47796
133	3,3'-Dimethoxybenzidine	244	8.712	8.718	(0.989)	87406	0.42993	0.42992
135	3,3'-Dichlorobenzidine	252	8.754	8.754	(0.993)	160313	0.43595	0.43595
136	Benzo(a)Anthracene	228	8.801	8.807	(0.999)	457248	0.46466	0.46466
137	Chrysene	228	8.830	8.836	(1.002)	413574	0.45108	0.45108
138	4,4'-Methylene bis(o-chloroan	231	8.742	8.748	(0.992)	75659	0.53816	0.53816
139	bis(2-ethylhexyl)Phthalate	149	8.724	8.724	(0.990)	315301	0.45649	0.45649

	Compounds	QUANT SIG MASS	RT	EXP RT	REL RT	RESPONSE	CONCENTRATIONS ON-COLUMN (NG)	CONCENTRATIONS FINAL (NG)
	140 Di-n-octylphthalate	149	9.259	9.260	(0.903)	509370	0.56726	0.56726
	141 Benzo(b)fluoranthene	252	9.801	9.807	(0.956)	410753	0.42888	0.42888
	142 Benzo(k)fluoranthene	252	9.824	9.836	(0.958)	449816	0.46206	0.46206
	146 Benzo(a)pyrene	252	10.183	10.189	(0.993)	392033	0.45771	0.45771
	149 Indeno(1,2,3-cd)pyrene	276	11.812	11.836	(1.152)	439820	0.44875	0.44875
	150 Dibenz(a,h)anthracene	278	11.812	11.836	(1.152)	374716	0.45245	0.45245
	151 Benzo(g,h,i)perylene	276	12.289	12.312	(1.198)	353065	0.45094	0.45094
$	154 Nitrobenzene-d5	82	3.942	3.942	(0.883)	143876	0.46388	0.46388(R)
$	155 2-Fluorobiphenyl	172	5.224	5.224	(0.910)	263394	0.45880	0.45880(R)
$	156 Terphenyl-d14	244	7.983	7.983	(0.906)	276677	0.44647	0.44646(R)
$	157 Phenol-d5	99	3.266	3.272	(0.916)	145936	0.47330	0.47330(R)
$	158 2-Fluorophenol	112	2.689	2.689	(0.754)	110169	0.48455	0.48455(R)
$	159 2,4,6-Tribromophenol	330	6.318	6.319	(1.100)	28107	0.52502	0.52502(R)
$	186 2-Chlorophenol-d4	132	3.413	3.413	(0.957)	114174	0.47843	0.47843(R)
$	187 1,2-Dichlorobenzene-d4	152	3.677	3.678	(1.031)	74797	0.47414	0.47414(R)
M	195 Cresols, total	100				245386	1.01018	1.0102
	101 Diphenylamine	169	6.201	6.201	(0.907)	205575	0.45644	0.45644

QC Flag Legend

Q - Qualifier signal failed the ratio test.
R - Spike/Surrogate failed recovery limits.
M - Compound response manually integrated.

TestAmerica North Canton

INTERNAL STANDARD COMPOUNDS
AREA AND RT SUMMARY

Instrument ID: a4ag2.i
Lab File ID: MDLCHK3.D
Lab Smp Id: MDLCHK3
Analysis Type: SV
Quant Type: ISTD
Operator: 046900
Method File: \\cansvr11\dd\chem\MSS\a4ag2.i\00316A.b\8270C-625.m
Misc Info:

Calibration Date: 16-MAR-2010
Calibration Time: 15:19
Level:
Sample Type:

COMPOUND	STANDARD	AREA LIMIT LOWER	AREA LIMIT UPPER	SAMPLE	%DIFF
1 1,4-Dichlorobenze	364606	182303	729212	394347	8.16
2 Naphthalene-d8	1587553	793777	3175106	1744428	9.88
3 Acenaphthene-d10	862883	431442	1725766	994657	15.27
4 Phenanthrene-d10	1370875	685438	2741750	1659554	21.06
5 Chrysene-d12	1568083	784042	3136166	1901264	21.25
6 Perylene-d12	1423598	711799	2847196	1735370	21.90

COMPOUND	STANDARD	RT LIMIT LOWER	RT LIMIT UPPER	SAMPLE	%DIFF
1 1,4-Dichlorobenze	3.57	3.07	4.07	3.57	-0.00
2 Naphthalene-d8	4.47	3.97	4.97	4.47	-0.00
3 Acenaphthene-d10	5.74	5.24	6.24	5.74	-0.00
4 Phenanthrene-d10	6.84	6.34	7.34	6.84	-0.00
5 Chrysene-d12	8.81	8.31	9.31	8.81	-0.00
6 Perylene-d12	10.25	9.75	10.75	10.25	-0.00

AREA UPPER LIMIT = +100% of internal standard area.
AREA LOWER LIMIT = - 50% of internal standard area.
RT UPPER LIMIT = + 0.50 minutes of internal standard RT.
RT LOWER LIMIT = - 0.50 minutes of internal standard RT.

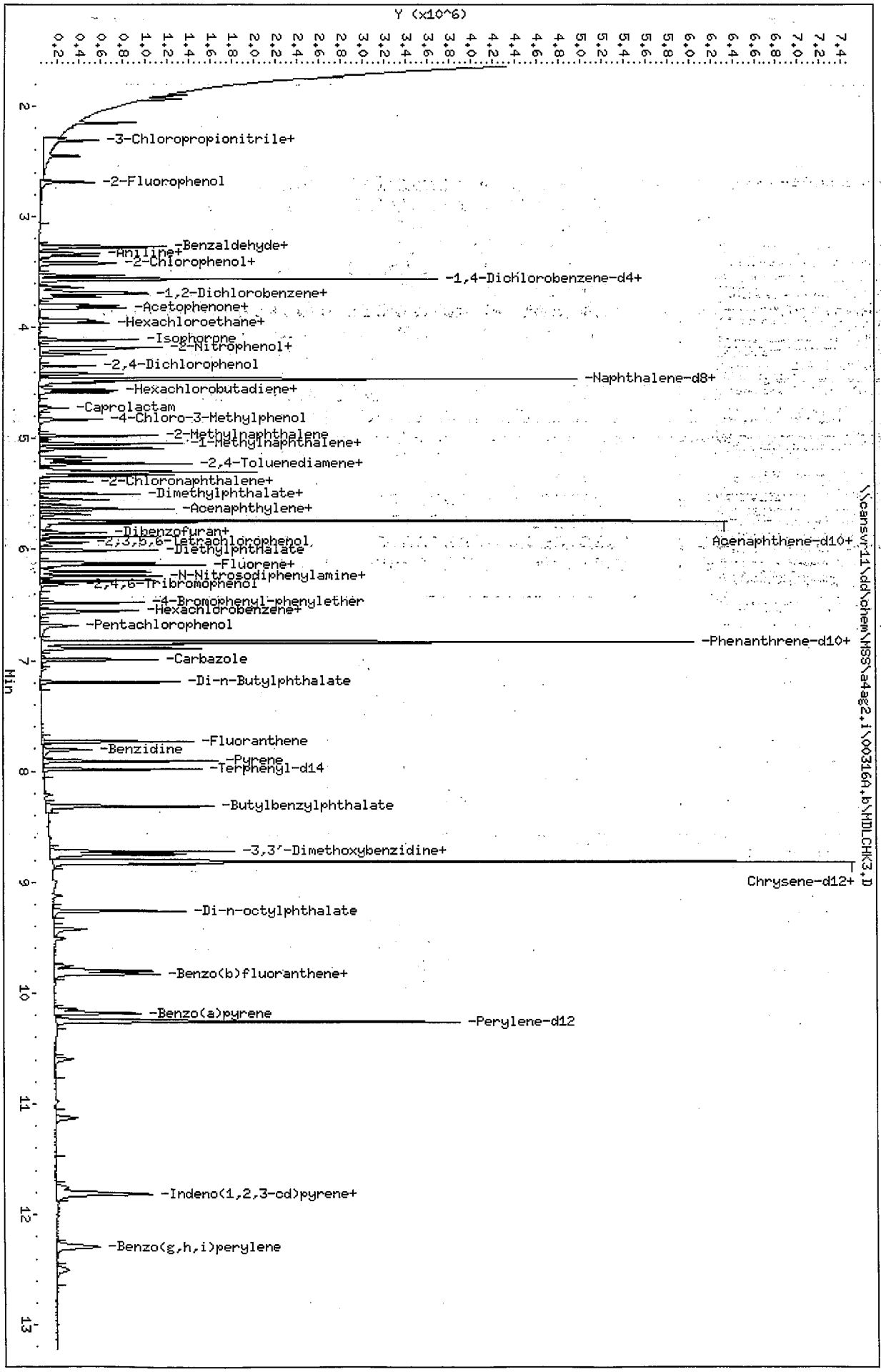

Data File: \\cansvr11\dd\chem\MSS\a4ag2.i\00316A.b\MDLCHK3.D
Date : 16-MAR-2010 19:20
Client ID:
Sample Info: MDLCHK3,00316A,b,8270C-625,3-827042,SUB
Column phase: db5.625

Instrument: a4ag2.i
Operator: 046900
Column diameter: 0.32

Data File Name: MDLCHK3.D
Inj. Date and Time: 16-MAR-2010 19:20
Instrument ID: a4ag2.i
Client ID:
Compound Name: 1,4-Dioxane
CAS #: 123-91-1
Report Date: 03/17/2010

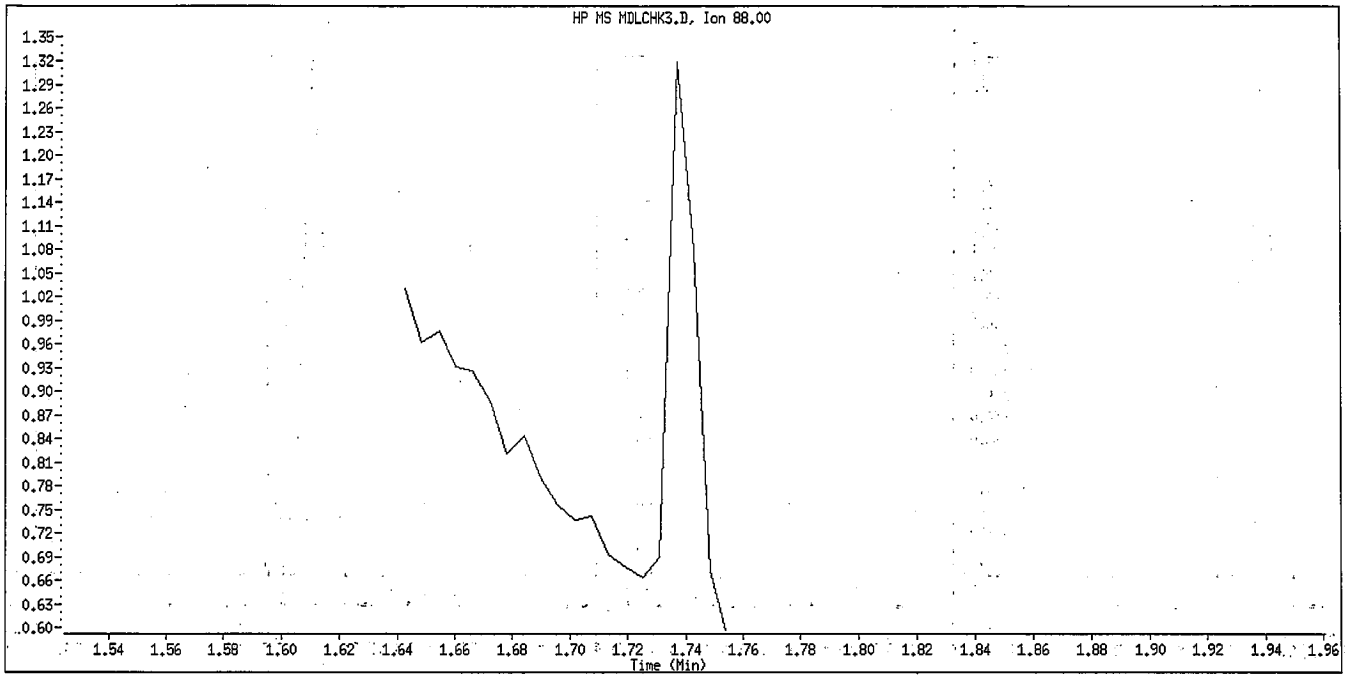

Original Integration

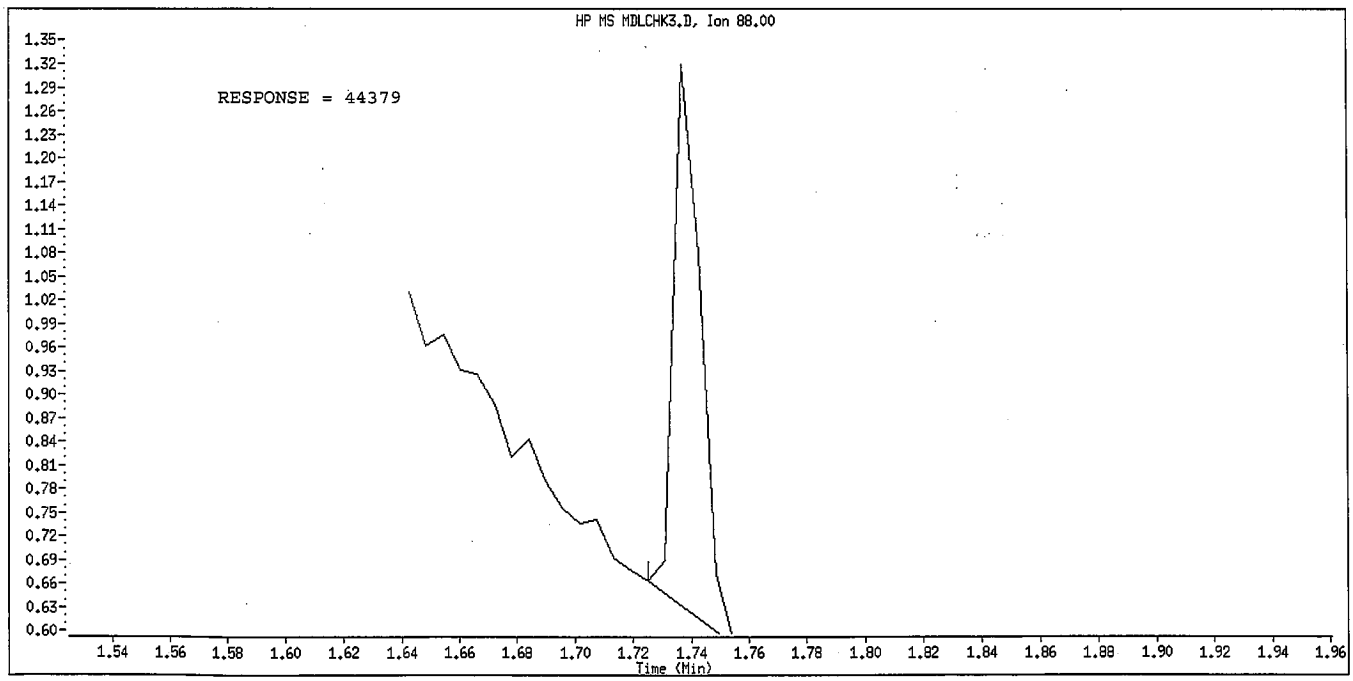

Manual Integration

Manually Integrated By: hulat
Manual Integration Reason: Poor Chromatography

Data File Name: MDLCHK3.D
Inj. Date and Time: 16-MAR-2010 19:20
Instrument ID: a4ag2.i
Client ID:
Compound Name: N-Nitrosodimethylamine
CAS #: 62-75-9
Report Date: 03/17/2010

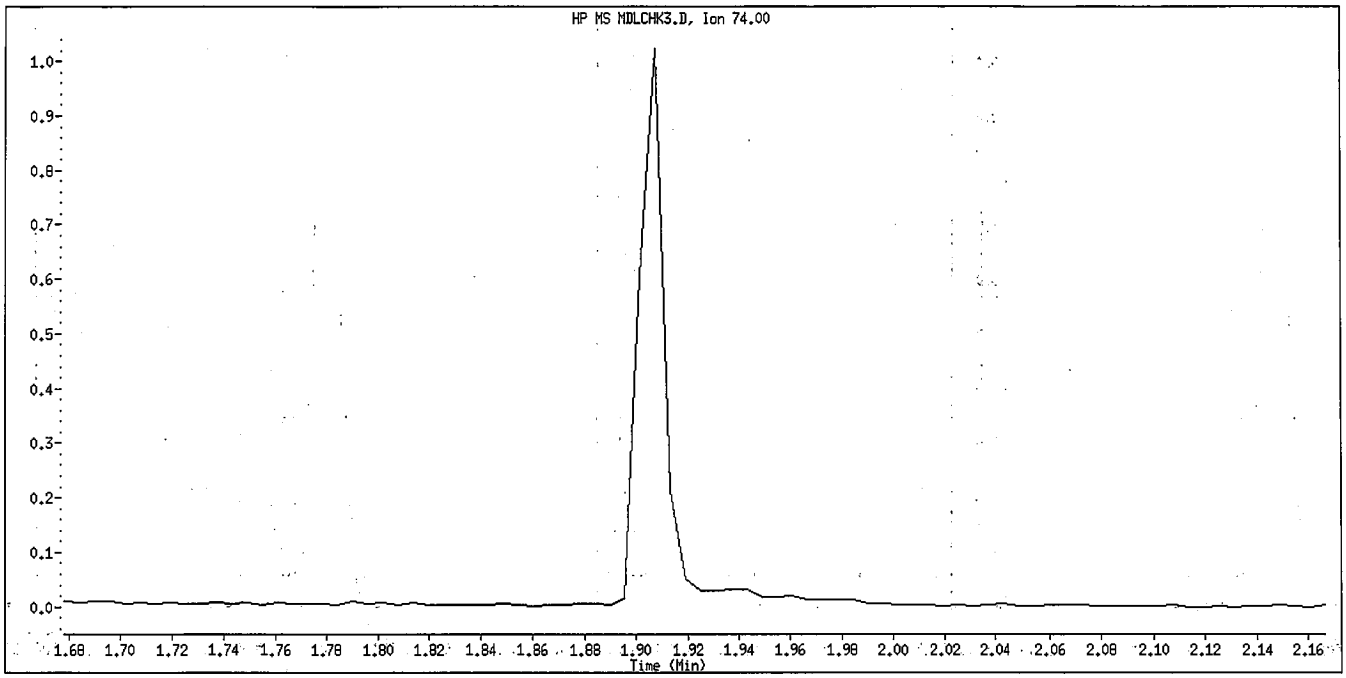

Original Integration

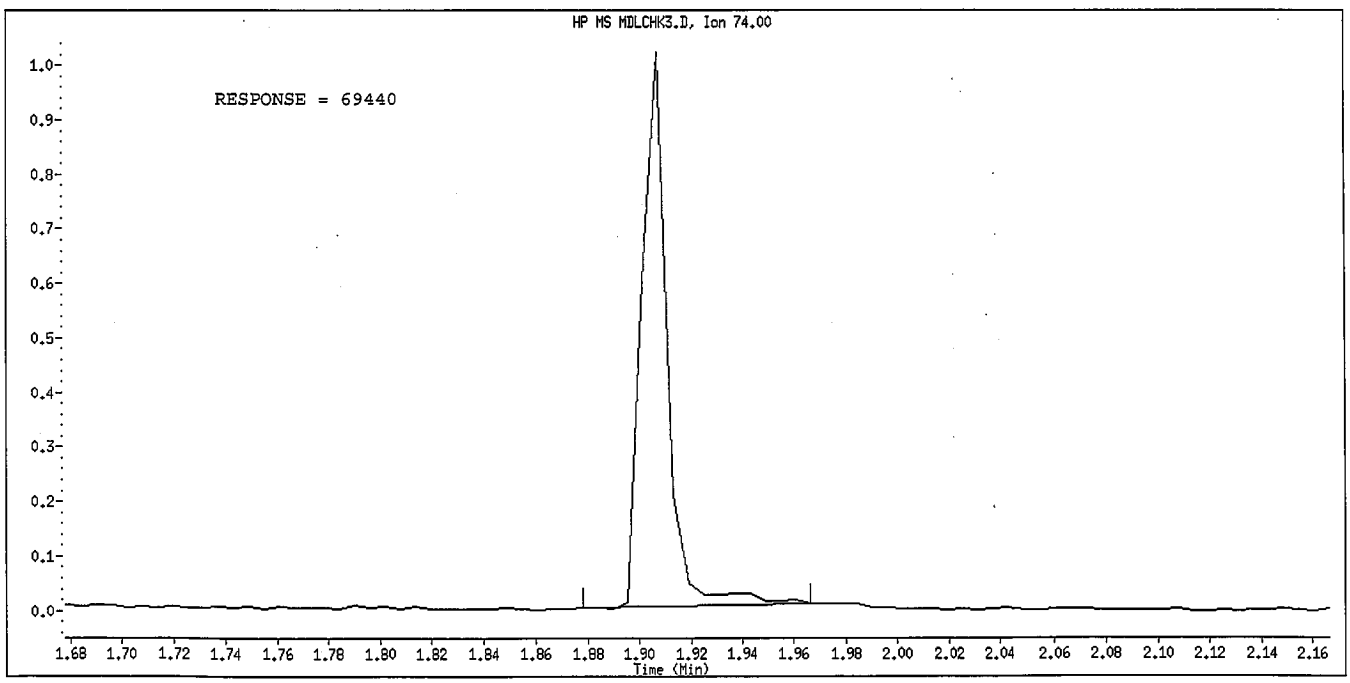

Manual Integration

Manually Integrated By: hulat
Manual Integration Reason: Peak not found

Data File Name: MDLCHK3.D
Inj. Date and Time: 16-MAR-2010 19:20
Instrument ID: a4ag2.i
Client ID:
Compound Name: Pyridine
CAS #: 110-86-1
Report Date: 03/17/2010

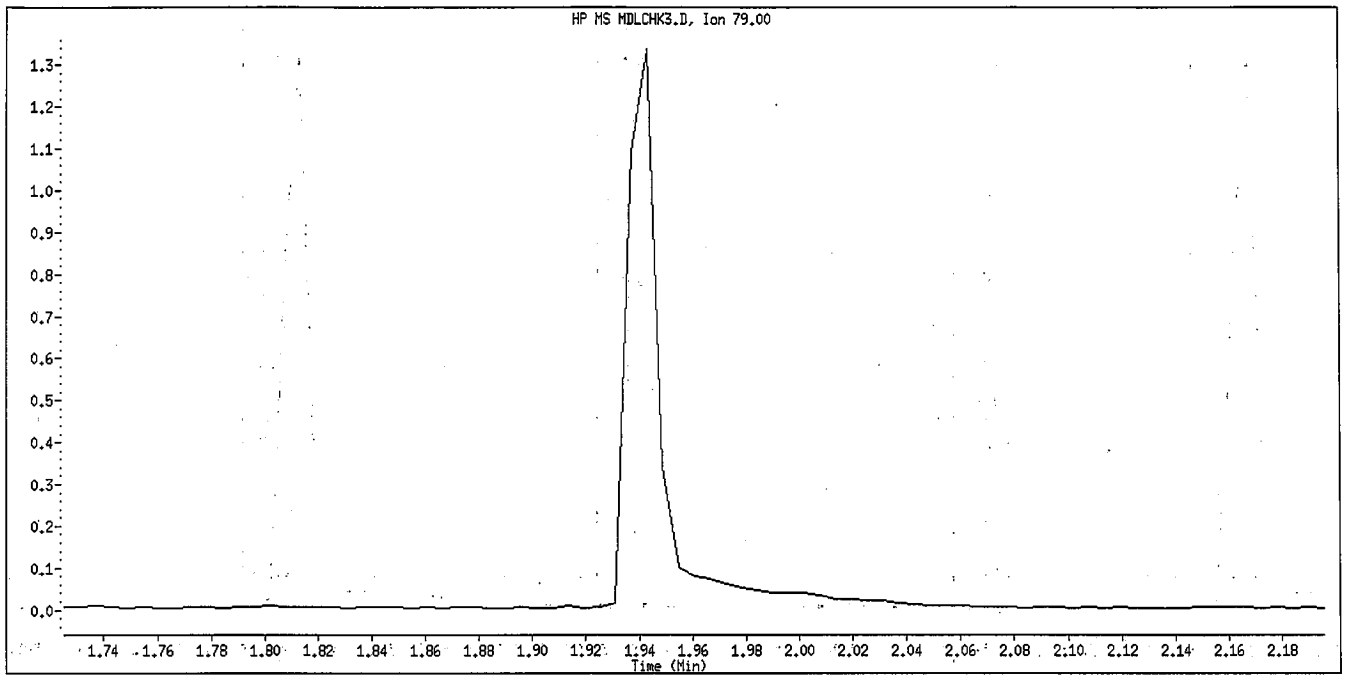

Original Integration

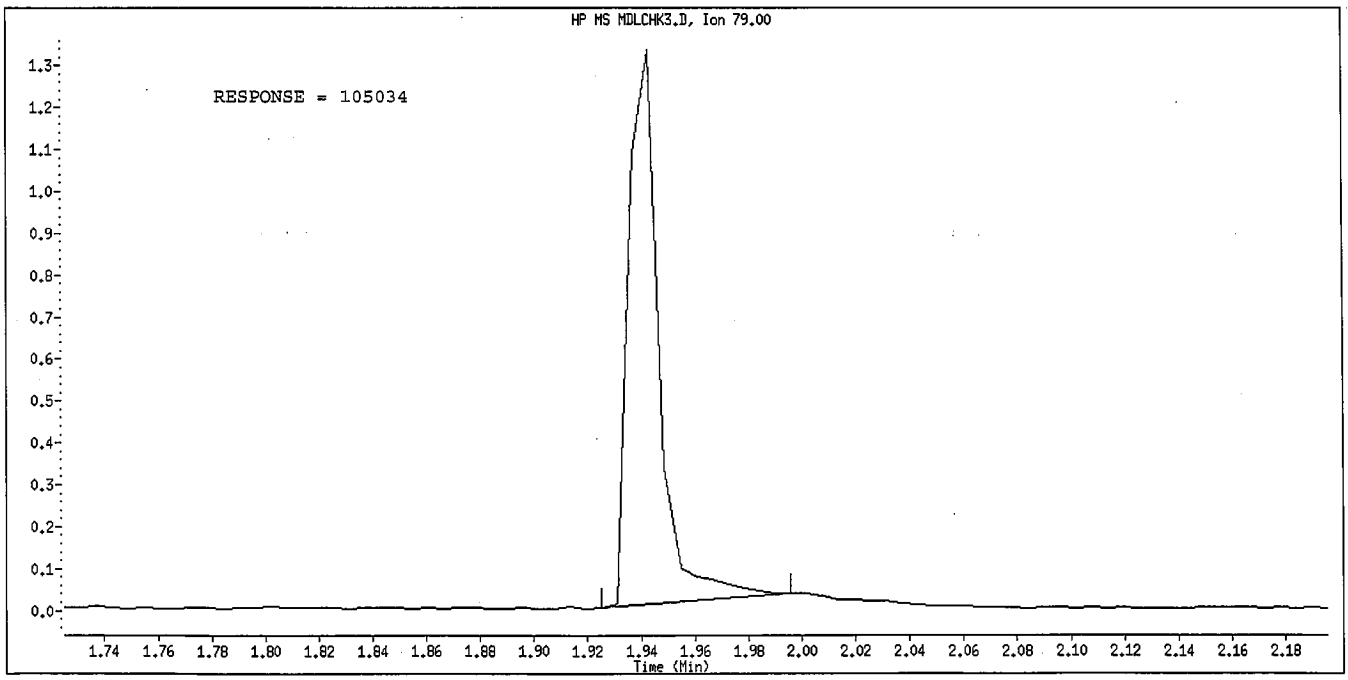

Manual Integration

Manually Integrated By: hulat
Manual Integration Reason: Peak not found

Data File Name: MDLCHK3.D
Inj. Date and Time: 16-MAR-2010 19:20
Instrument ID: a4ag2.i
Client ID:
Compound Name: 3-Chloropropionitrile
CAS #: 542-76-7
Report Date: 03/17/2010

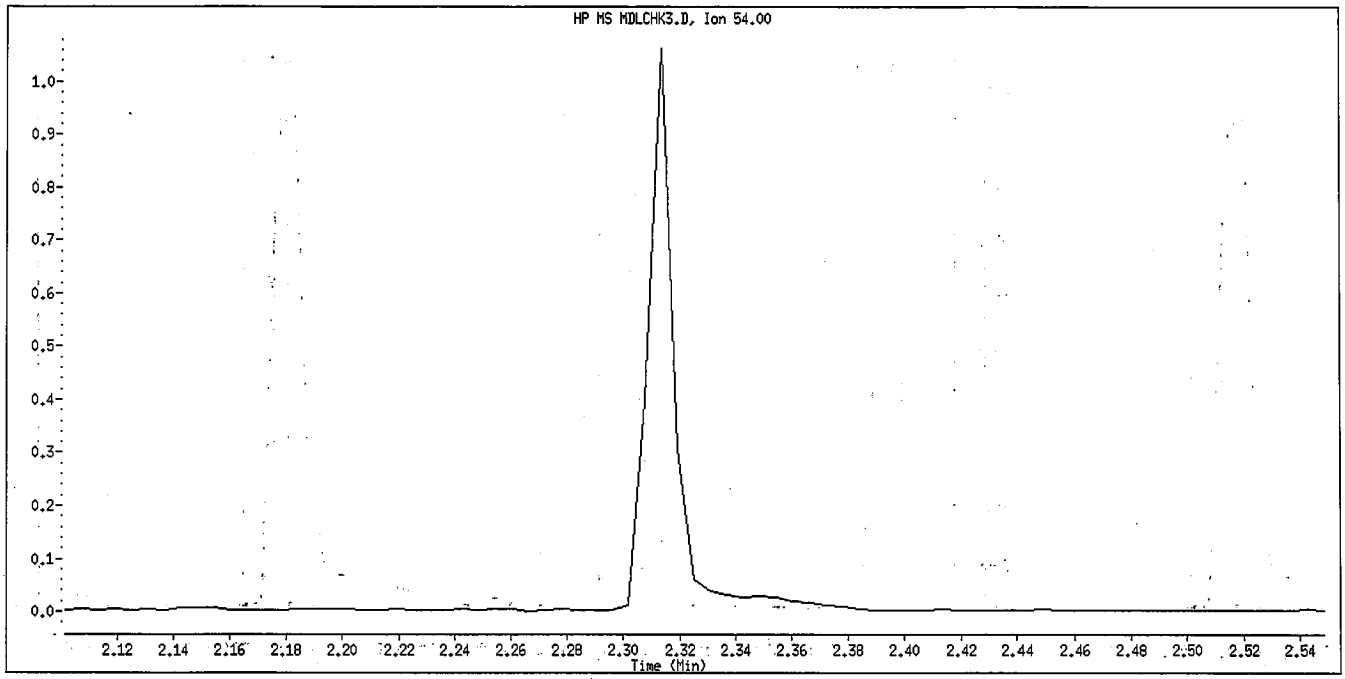

Original Integration

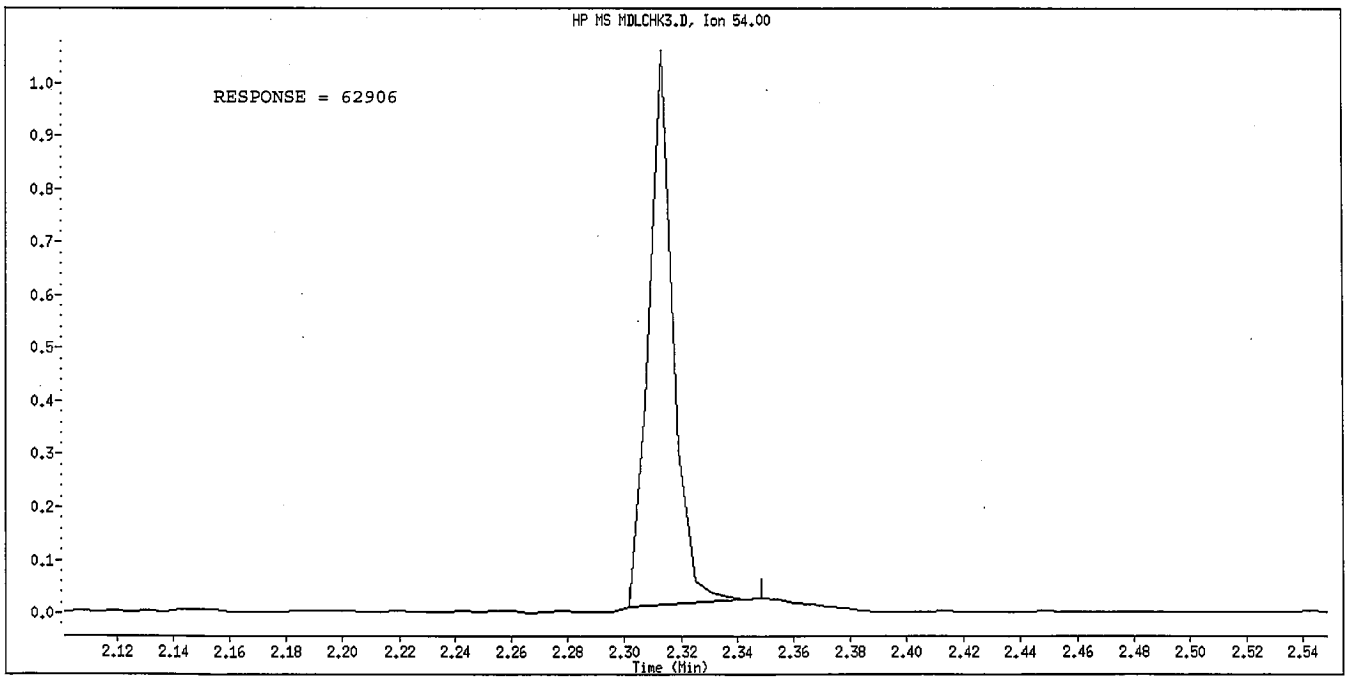

Manual Integration

Manually Integrated By: hulat
Manual Integration Reason: Peak not found

Data File Name: MDLCHK3.D
Inj. Date and Time: 16-MAR-2010 19:20
Instrument ID: a4ag2.i
Client ID:
Compound Name: 4-Nitrophenol
CAS #: 100-02-7
Report Date: 03/17/2010

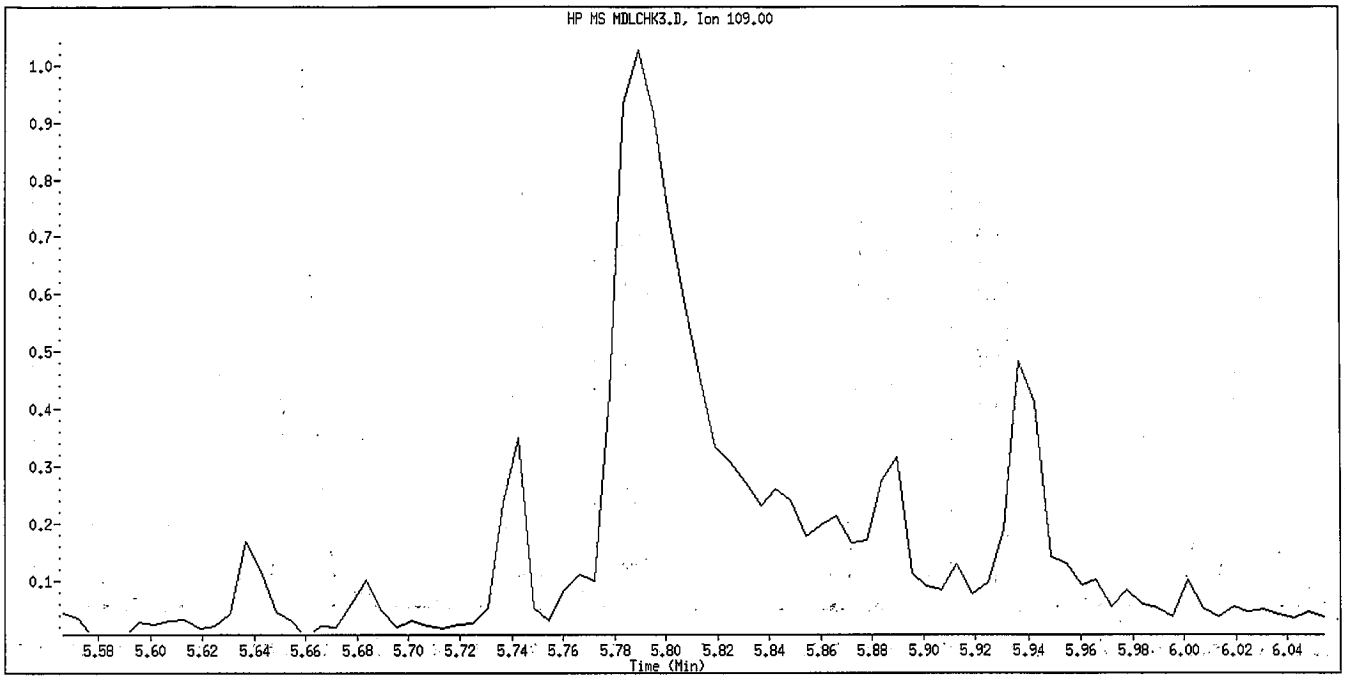

Original Integration

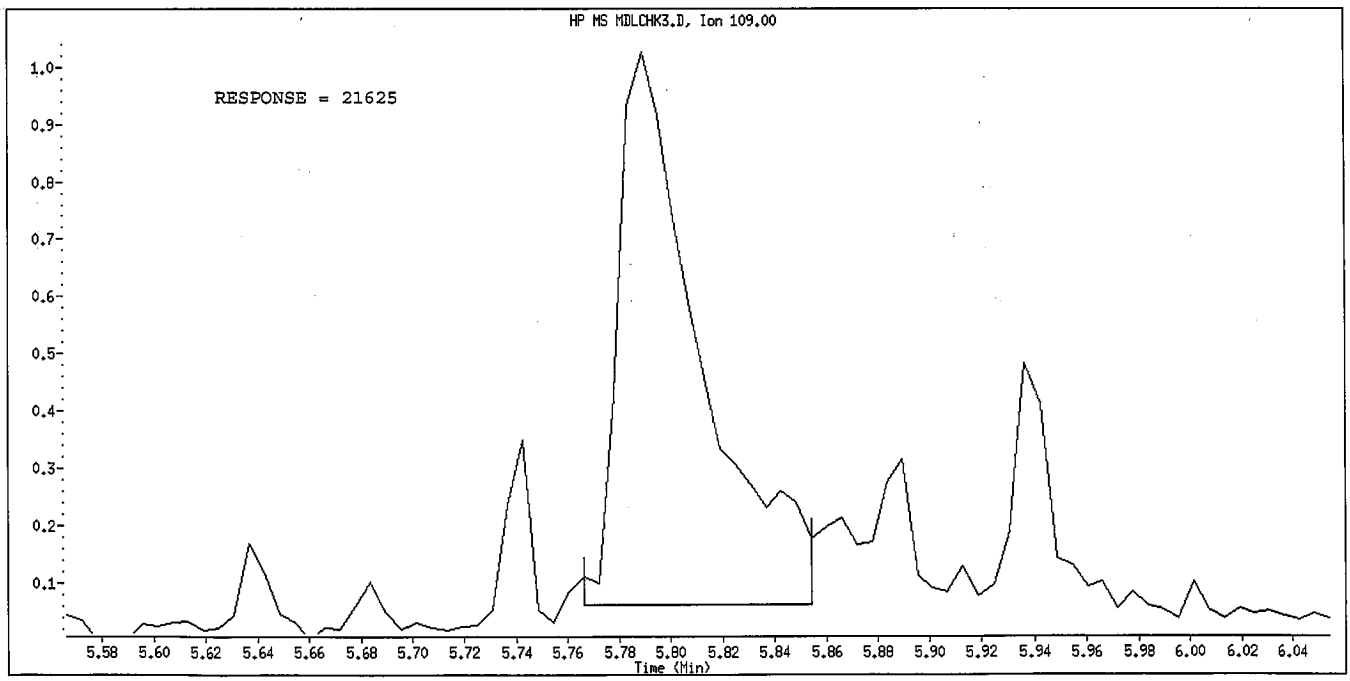

Manual Integration

Manually Integrated By: hulat
Manual Integration Reason: Poor Chromatography

0.5 uL inj. of 0.1 ppm STD = 0.05 ng on column

TestAmerica North Canton

Semivolatile REPORT SW-846 Method 8270

Data file : \\cansvr11\dd\chem\MSS\a4ag2.i\00217d.b\MDLCHK1.D
Lab Smp Id: L1
Inj Date : 17-FEB-2010 15:30
Operator : 046900 Inst ID: a4ag2.i
Smp Info : L1,00217A.b,8270C-625,PAH.SUB,1,,1
Misc Info :
Comment :
Method : \\cansvr11\dd\chem\MSS\a4ag2.i\00217d.b\8270C-625.m
Meth Date : 23-Feb-2010 06:43 hulat Quant Type: ISTD
Cal Date : 17-FEB-2010 16:56 Cal File: 2AMH0217.D
Als bottle: 10
Dil Factor: 1.00000
Integrator: HP RTE Compound Sublist: 3-827042.sub
Target Version: 4.14
Processing Host: CANPMSSV04

Compounds	QUANT SIG MASS	RT	EXP RT	REL RT	RESPONSE	CONCENTRATIONS ON-COLUMN (NG)	FINAL (NG)
* 1 1,4-Dichlorobenzene-d4	152	3.619	3.624	(1.000)	226448	2.00000	(Q)
* 2 Naphthalene-d8	136	4.519	4.518	(1.000)	894158	2.00000	
* 3 Acenaphthene-d10	164	5.789	5.789	(1.000)	495883	2.00000	
* 4 Phenanthrene-d10	188	6.883	6.883	(1.000)	809320	2.00000	
* 5 Chrysene-d12	240	8.871	8.877	(1.000)	990603	2.00000	
* 6 Perylene-d12	264	10.389	10.400	(1.000)	941305	2.00000	
198 1,4-Dioxane	88	Compound Not Detected.					
9 Pyridine	79	Compound Not Detected.					
10 N-Nitrosodimethylamine	74	Compound Not Detected.					
12 3-Chloropropionitrile	54	Compound Not Detected.					
209 Benzaldehyde	77	3.331	3.330	(0.920)	5397	0.05641	0.056410
21 Aniline	93	3.389	3.395	(0.937)	9132	0.04532	0.045315
22 Phenol	94	3.325	3.330	(0.919)	7733	0.04711	0.047107
23 bis(2-Chloroethyl)ether	93	3.413	3.419	(0.943)	6697	0.05012	0.050117
24 2-Chlorophenol	128	3.472	3.477	(0.959)	6172	0.04373	0.043729
26 1,3-Dichlorobenzene	146	3.583	3.589	(0.990)	7559	0.05098	0.050975
27 1,4-Dichlorobenzene	146	3.636	3.636	(1.005)	7337	0.05023	0.050232(M)
28 1,2-Dichlorobenzene	146	3.742	3.742	(1.034)	6962	0.04821	0.048211
29 Benzyl Alcohol	108	3.689	3.695	(1.020)	3526	0.04079	0.040785
30 2-Methylphenol	108	3.742	3.748	(1.034)	6221	0.04936	0.049357
31 bis(2-Chloroisopropyl)ether	45	3.778	3.777	(1.044)	5846	0.04777	0.047772
37 Acetophenone	105	3.883	3.889	(1.073)	8490	0.04368	0.043683
32 N-Nitroso-di-n-propylamine	70	3.866	3.871	(1.068)	4947	0.04520	0.045204
192 4-Methylphenol	108	3.842	3.848	(1.062)	5154	0.04043	0.040433
34 Hexachloroethane	117	3.978	3.983	(1.099)	3588	0.05961	0.059613
35 Nitrobenzene	77	4.013	4.018	(0.888)	7078	0.04577	0.045771
41 Isophorone	82	4.172	4.171	(0.923)	12431	0.04544	0.045444
42 2-Nitrophenol	139	4.236	4.236	(0.938)	2862	0.03803	0.038034(Q)
43 2,4-Dimethylphenol	107	4.225	4.230	(0.935)	7056	0.04707	0.047074
44 bis(2-Chloroethoxy)methane	93	4.301	4.301	(0.952)	7166	0.04823	0.048233
46 2,4-Toluenediamene	121	Compound Not Detected.					
47 1,3,5-Trichlorobenzene	180	4.242	4.242	(0.939)	6946	0.05480	0.054798
48 2,4-Dichlorophenol	162	4.395	4.401	(0.973)	3933	0.03669	0.036692
49 Benzoic Acid	122	Compound Not Detected.					

	Compounds	QUANT SIG MASS	RT	EXP RT	REL RT	RESPONSE	CONCENTRATIONS ON-COLUMN (NG)	FINAL (NG)
50	1,2,4-Trichlorobenzene	180	4.466	4.471	(0.988)	6494	0.05322	0.053220
51	Naphthalene	128	4.536	4.536	(1.004)	20392	0.04908	0.049083
52	4-Chloroaniline	127	4.548	4.554	(1.007)	7515	0.04334	0.043339
56	Hexachlorobutadiene	225	4.601	4.601	(1.018)	3676	0.04941	0.049411
210	Caprolactam	113	4.789	4.813	(1.060)	1500	0.14738	0.14738
57	1,2,3-Trichlorobenzene	180	4.630	4.630	(1.025)	6051	0.05254	0.052542
59	4-Chloro-3-Methylphenol	107	4.866	4.871	(1.077)	4875	0.03917	0.039167
62	2-Methylnaphthalene	142	5.025	5.024	(1.112)	10822	0.04755	0.047546
63	1-Methylnaphthalene	142	5.101	5.101	(1.129)	12682	0.04836	0.048357
64	Hexachlorocyclopentadiene	237	Compound Not Detected.					
66	2,4,6-Trichlorophenol	196	5.213	5.218	(0.900)	2917	0.03677	0.036767
67	2,4,5-Trichlorophenol	196	5.242	5.242	(0.906)	3116	0.03618	0.036179
211	1,1'-Biphenyl	154	5.354	5.360	(0.925)	16805	0.04831	0.048306
68	1,2,3,5-Tetrachlorobenzene	216	5.130	5.136	(0.886)	6389	0.05036	0.050357
70	2-Chloronaphthalene	162	5.383	5.389	(0.930)	11297	0.04564	0.045641
73	2-Nitroaniline	65	5.442	5.442	(0.940)	3229	0.03836	0.038360
74	1,2,3,4-Tetrachlorobenzene	216	5.354	5.354	(0.925)	6100	0.05141	0.051415
76	Dimethylphthalate	163	5.548	5.554	(0.958)	14493	0.04797	0.047969
78	2,6-Dinitrotoluene	165	5.607	5.612	(0.969)	2069	0.13453	0.13453
79	Acenaphthylene	152	5.689	5.695	(0.983)	17799	0.04346	0.043461
80	1,2-Dinitrobenzene	168	Compound Not Detected.					
81	3-Nitroaniline	138	5.736	5.742	(0.991)	2396	0.03377	0.033766 (QM)
82	Acenaphthene	153	5.813	5.818	(1.004)	13278	0.04973	0.049733 (Q)
83	2,4-Dinitrophenol	184	Compound Not Detected.					
85	4-Nitrophenol	109	Compound Not Detected.					
86	Dibenzofuran	168	5.936	5.942	(1.025)	17541	0.04831	0.048307
87	2,4-Dinitrotoluene	165	5.901	5.907	(1.019)	2516	0.13629	0.13629
91	2,3,5,6-Tetrachlorophenol	232	5.983	5.983	(1.034)	2059	0.12099	0.12099
93	Diethylphthalate	149	6.054	6.060	(1.046)	13795	0.04301	0.043007
94	Fluorene	166	6.189	6.189	(1.069)	14752	0.04764	0.047636
95	4-Chlorophenyl-phenylether	204	6.171	6.171	(1.066)	7284	0.04987	0.049872
96	4-Nitroaniline	138	6.183	6.189	(1.068)	2666	0.16838	0.16838 (QM)
98	4,6-Dinitro-2-methylphenol	198	Compound Not Detected.					
99	N-Nitrosodiphenylamine	169	6.254	6.254	(0.909)	9627	0.04550	0.045496
100	1,2-Diphenylhydrazine	77	6.283	6.289	(0.913)	13567	0.03940	0.039403
106	4-Bromophenyl-phenylether	248	6.530	6.530	(0.949)	3552	0.04302	0.043021 (QM)
107	Hexachlorobenzene	284	6.589	6.595	(0.957)	5045	0.05598	0.055982
212	Atrazine	200	6.619	6.618	(0.962)	2211	0.04080	0.040801
111	Pentachlorophenol	266	6.736	6.730	(0.979)	2509	0.50216	0.50216 (QM)
115	Phenanthrene	178	6.901	6.907	(1.003)	22107	0.05056	0.050560
116	Anthracene	178	6.936	6.942	(1.008)	18734	0.04356	0.043558
119	Carbazole	167	7.048	7.048	(1.024)	20161	0.04967	0.049673
120	Di-n-Butylphthalate	149	7.248	7.248	(1.053)	26868	0.05250	0.052496
123	Fluoranthene	202	7.783	7.783	(1.131)	21491	0.04691	0.046912
124	Benzidine	184	Compound Not Detected.					
125	Pyrene	202	7.954	7.959	(0.897)	23638	0.04975	0.049751
131	Butylbenzylphthalate	149	8.371	8.371	(0.944)	8925	0.03998	0.039981
133	3,3'-Dimethoxybenzidine	244	Compound Not Detected.					
135	3,3'-Dichlorobenzidine	252	8.812	8.818	(0.993)	6500	0.03466	0.034659
136	Benzo(a)Anthracene	228	8.860	8.865	(0.999)	26385	0.05359	0.053591
137	Chrysene	228	8.889	8.901	(1.002)	23405	0.05136	0.051357
138	4,4'-Methylene bis(o-chloroan	231	Compound Not Detected.					
139	bis(2-ethylhexyl)Phthalate	149	8.777	8.783	(0.989)	13324	0.12297	0.12297
140	Di-n-octylphthalate	149	9.354	9.359	(0.900)	16304	0.18508	0.18508 (M)

	Compounds	QUANT SIG MASS	RT	EXP RT	REL RT	RESPONSE	CONCENTRATIONS ON-COLUMN (NG)	CONCENTRATIONS FINAL (NG)
141	Benzo(b)fluoranthene	252	9.912	9.924	(0.954)	23105	0.04713	0.047131
142	Benzo(k)fluoranthene	252	9.942	9.953	(0.957)	23926	0.04714	0.047144
146	Benzo(a)pyrene	252	10.318	10.336	(0.993)	20224	0.04479	0.044787
149	Indeno(1,2,3-cd)pyrene	276	12.053	12.089	(1.160)	20467	0.04019	0.040191
150	Dibenz(a,h)anthracene	278	12.071	12.100	(1.162)	20020	0.04406	0.044058
151	Benzo(g,h,i)perylene	276	12.577	12.606	(1.211)	20158	0.04769	0.047689
$ 154	Nitrobenzene-d5	82	4.001	4.001	(0.885)	7336	0.04690	0.046898(R)
$ 155	2-Fluorobiphenyl	172	5.277	5.277	(0.912)	13443	0.04617	0.046174(R)
$ 156	Terphenyl-d14	244	8.030	8.036	(0.905)	14870	0.04766	0.047658(R)
$ 157	Phenol-d5	99	3.313	3.319	(0.915)	6943	0.04489	0.044894(R)
$ 158	2-Fluorophenol	112	2.736	2.736	(0.756)	4978	0.04134	0.041341(R)
$ 159	2,4,6-Tribromophenol	330	6.366	6.365	(1.100)	1343	0.15876	0.15876(R)
$ 186	2-Chlorophenol-d4	132	3.466	3.466	(0.958)	5806	0.04513	0.045130(R)
$ 187	1,2-Dichlorobenzene-d4	152	3.730	3.730	(1.031)	4945	0.05464	0.054642(QR)
M 195	Cresols, total	100				11375	0.08979	0.089790
101	Diphenylamine	169	6.254	6.254	(0.909)	9627	0.04550	0.045496

QC Flag Legend

Q - Qualifier signal failed the ratio test.
R - Spike/Surrogate failed recovery limits.
M - Compound response manually integrated.

Report Date: 23-Feb-2010 06:46

TestAmerica North Canton

INTERNAL STANDARD COMPOUNDS
AREA AND RT SUMMARY

Instrument ID: a4ag2.i
Lab File ID: MDLCHK1.D
Lab Smp Id: L1
Analysis Type: SV
Quant Type: ISTD
Operator: 046900
Method File: \\cansvr11\dd\chem\MSS\a4ag2.i\00217d.b\8270C-625.m
Misc Info:

Calibration Date: 17-FEB-2010
Calibration Time: 14:03
Level:
Sample Type:

COMPOUND	STANDARD	AREA LIMIT LOWER	AREA LIMIT UPPER	SAMPLE	%DIFF
1 1,4-Dichlorobenze	236450	118225	472900	226448	-4.23
2 Naphthalene-d8	953497	476749	1906994	894158	-6.22
3 Acenaphthene-d10	527333	263667	1054666	495883	-5.96
4 Phenanthrene-d10	896074	448037	1792148	809320	-9.68
5 Chrysene-d12	1143441	571721	2286882	990603	-13.37
6 Perylene-d12	1028807	514404	2057614	941305	-8.51

COMPOUND	STANDARD	RT LIMIT LOWER	RT LIMIT UPPER	SAMPLE	%DIFF
1 1,4-Dichlorobenze	3.62	3.12	4.12	3.62	-0.16
2 Naphthalene-d8	4.52	4.02	5.02	4.52	0.00
3 Acenaphthene-d10	5.79	5.29	6.29	5.79	0.00
4 Phenanthrene-d10	6.88	6.38	7.38	6.88	0.00
5 Chrysene-d12	8.88	8.38	9.38	8.87	-0.06
6 Perylene-d12	10.40	9.90	10.90	10.39	-0.11

AREA UPPER LIMIT = +100% of internal standard area.
AREA LOWER LIMIT = - 50% of internal standard area.
RT UPPER LIMIT = + 0.50 minutes of internal standard RT.
RT LOWER LIMIT = - 0.50 minutes of internal standard RT.

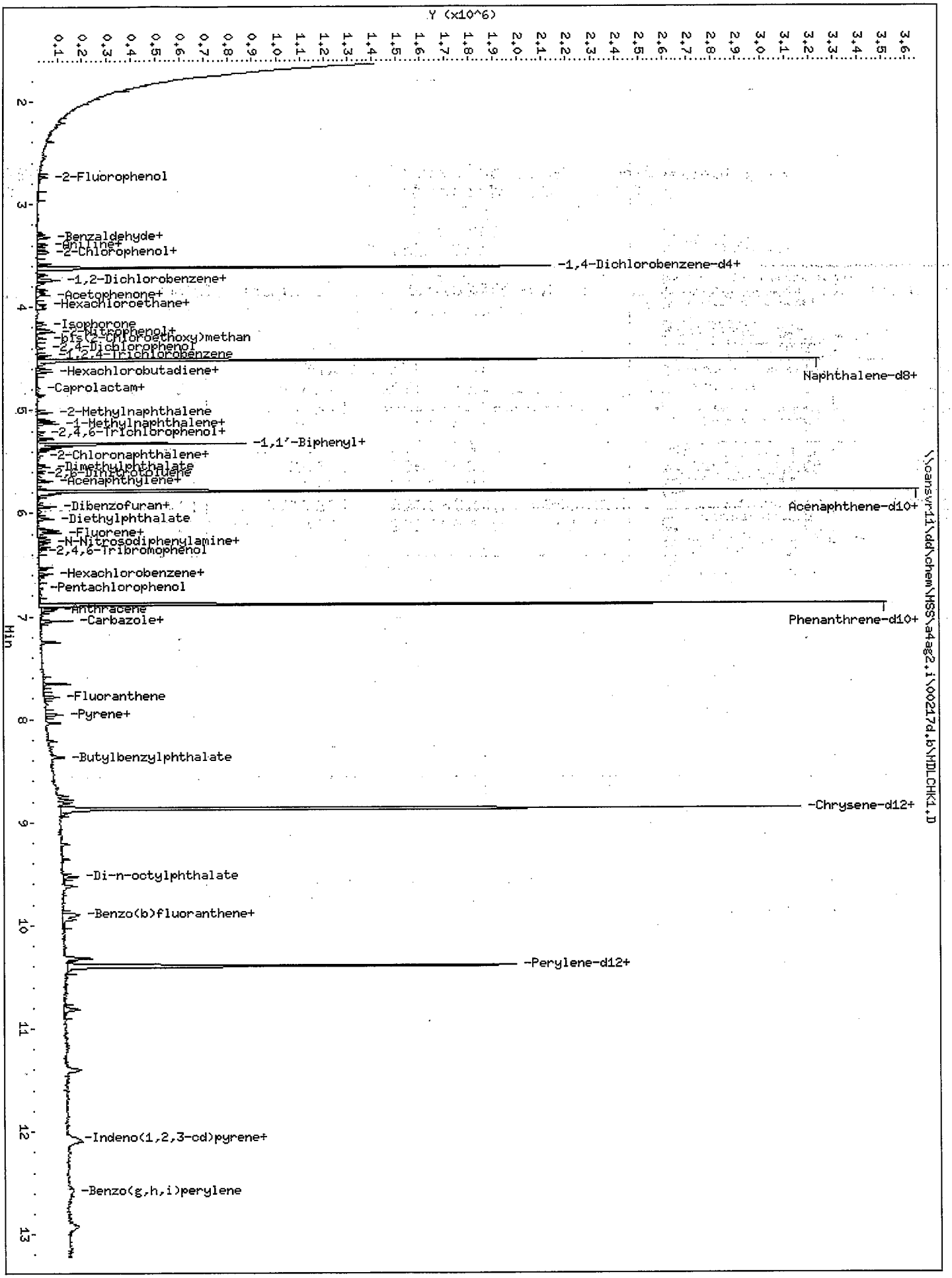
Y (x10^6)
Min
-2-Fluorophenol
-Benzaldehyde+
-Aniline+
-2-Chlorophenol+
-1,4-Dichlorobenzene-d4+
-1,2-Dichlorobenzene+
-Acetophenone+
-Hexachloroethane+
-Isophorone
-2-Nitrophenol+
-bis(2-Chloroethoxy)methan
-2,4-Dichlorophenol
-1,2,4-Trichlorobenzene
-Hexachlorobutadiene+
Naphthalene-d8+
-Caprolactam+
-2-Methylnaphthalene
-1-Methylnaphthalene+
-2,4,6-Trichlorophenol+
-1,1'-Biphenyl+
-2-Chloronaphthalene+
-Dimethylphthalate
-2,6-Dinitrotoluene
-Acenaphthylene+
Acenaphthene-d10+
-Dibenzofuran+
-Diethylphthalate
-Fluorene+
-N-Nitrosodiphenylamine+
-2,4,6-Tribromophenol
-Hexachlorobenzene+
-Pentachlorophenol
-Anthracene
-Carbazole+
Phenanthrene-d10+
-Fluoranthene
-Pyrene+
-Butylbenzylphthalate
-Chrysene-d12+
-Di-n-octylphthalate
-Benzo(b)fluoranthene+
-Perylene-d12+
-Indeno(1,2,3-cd)pyrene+
-Benzo(g,h,i)perylene
\\cansvr11\dd\chem\MSS\a4ag2.i\00217d.b\HDLCHK4.D

Data File Name: MDLCHK1.D
Inj. Date and Time: 17-FEB-2010 15:30
Instrument ID: a4ag2.i
Client ID:
Compound Name: 1,4-Dichlorobenzene
CAS #: 106-46-7
Report Date: 02/23/2010

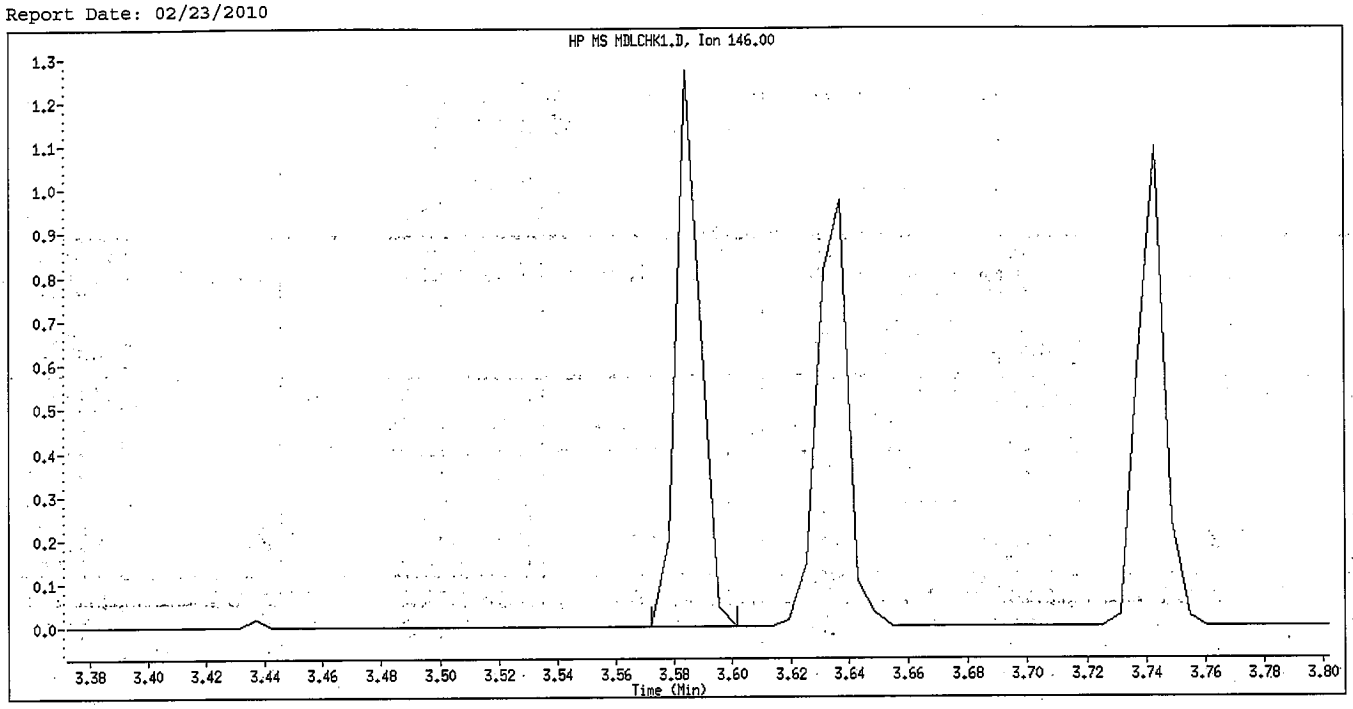

Original Integration

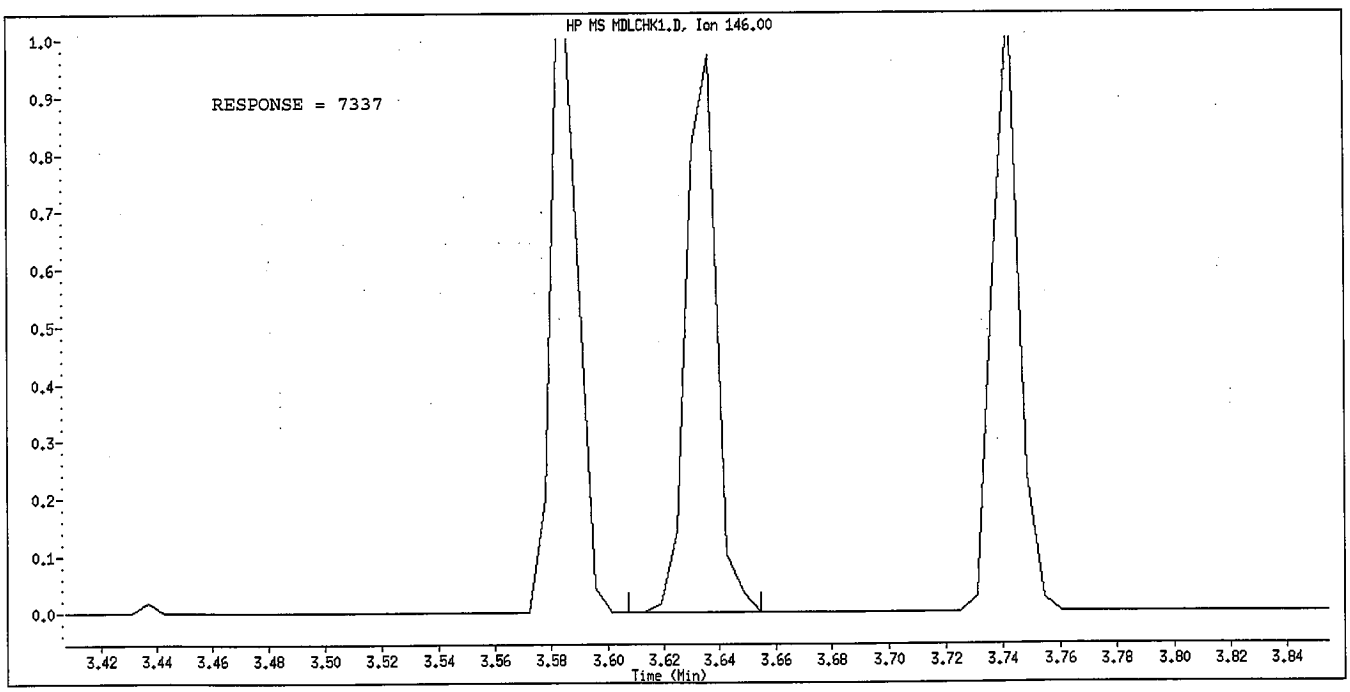

Manual Integration

Manually Integrated By: hulat
Manual Integration Reason: Peak not found

Data File Name: MDLCHK1.D
Inj. Date and Time: 17-FEB-2010 15:30
Instrument ID: a4ag2.i
Client ID:
Compound Name: 3-Nitroaniline
CAS #: 99-09-2
Report Date: 02/23/2010

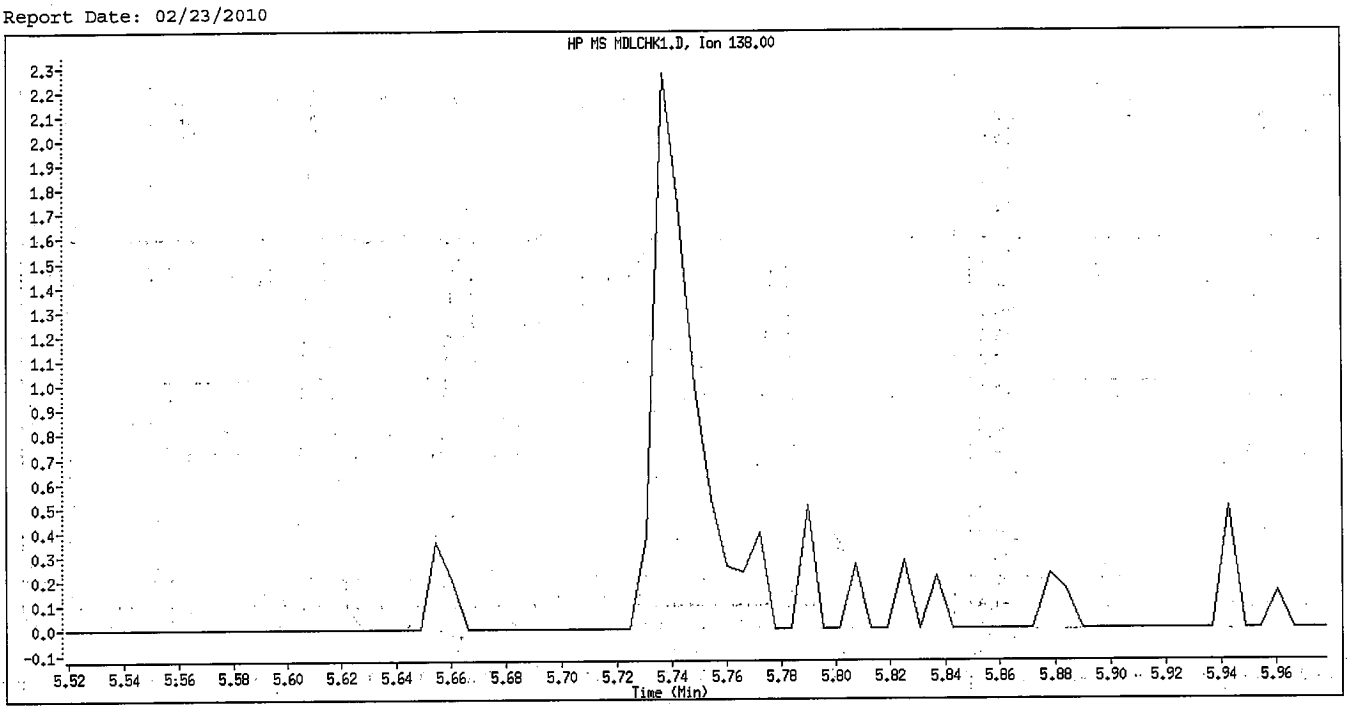

Original Integration

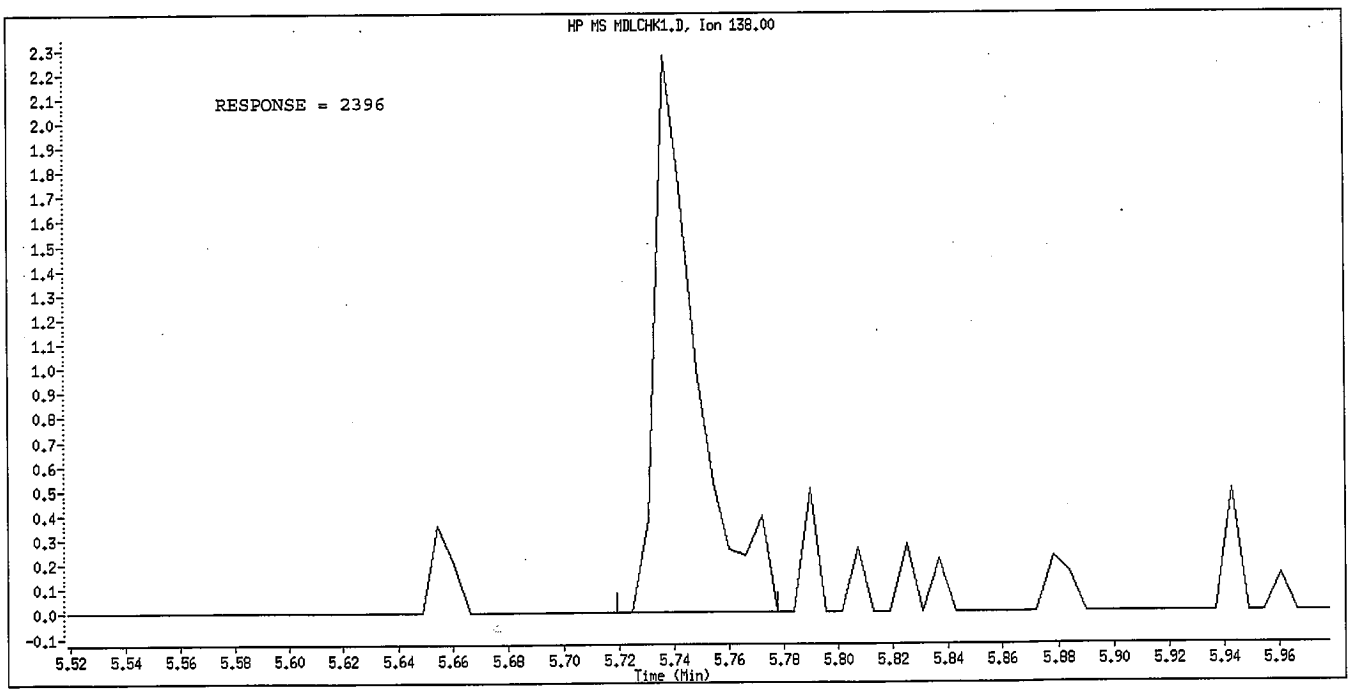

Manual Integration

Manually Integrated By: hulat
Manual Integration Reason: Peak not found

Data File Name: MDLCHK1.D
Inj. Date and Time: 17-FEB-2010 15:30
Instrument ID: a4ag2.i
Client ID:
Compound Name: 4-Nitroaniline
CAS #: 100-01-6
Report Date: 02/23/2010

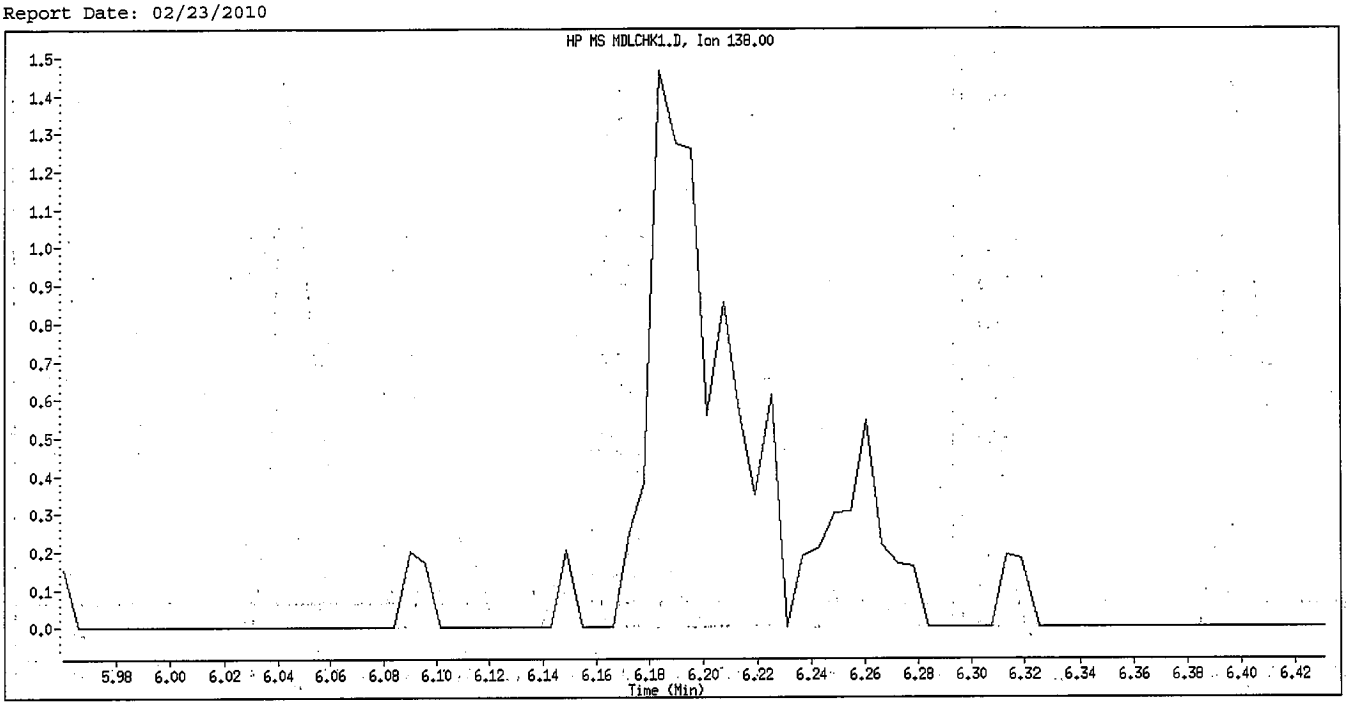

Original Integration

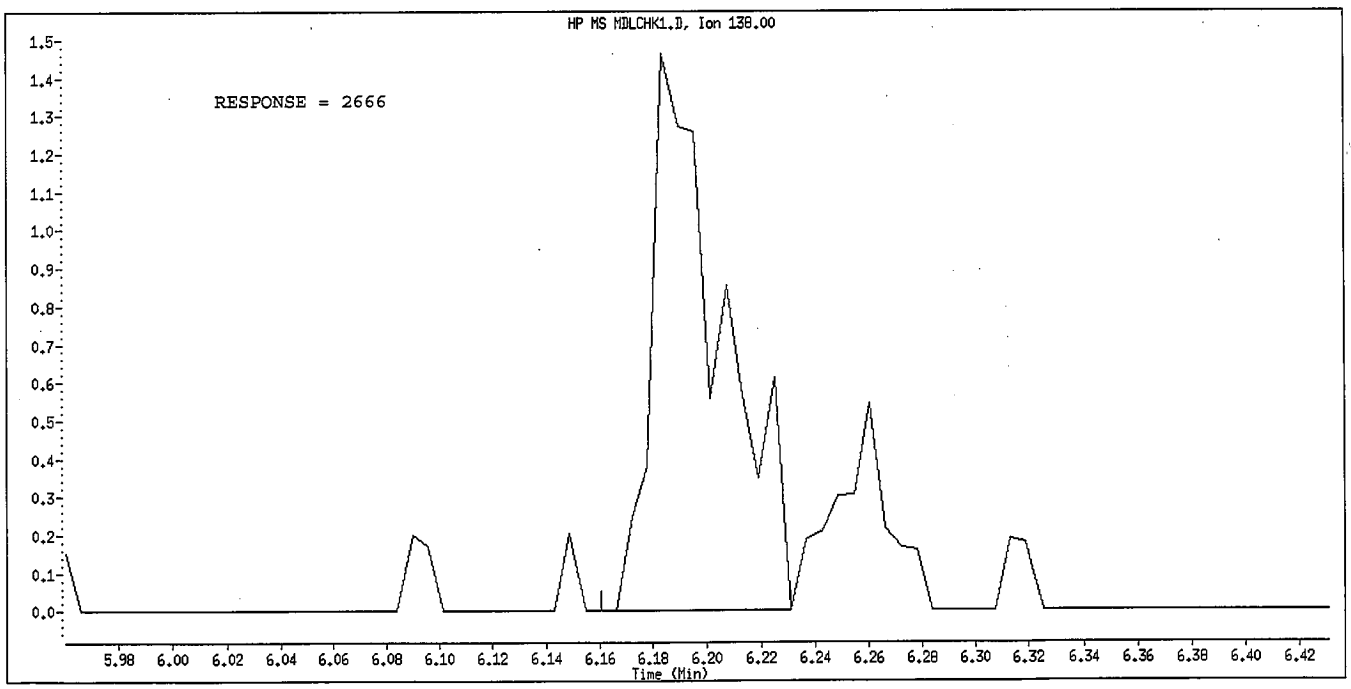

Manual Integration

Manually Integrated By: hulat
Manual Integration Reason: Peak not found

Data File Name: MDLCHK1.D
Inj. Date and Time: 17-FEB-2010 15:30
Instrument ID: a4ag2.i
Client ID:
Compound Name: 4-Bromophenyl-phenylether
CAS #: 101-55-3
Report Date: 02/23/2010

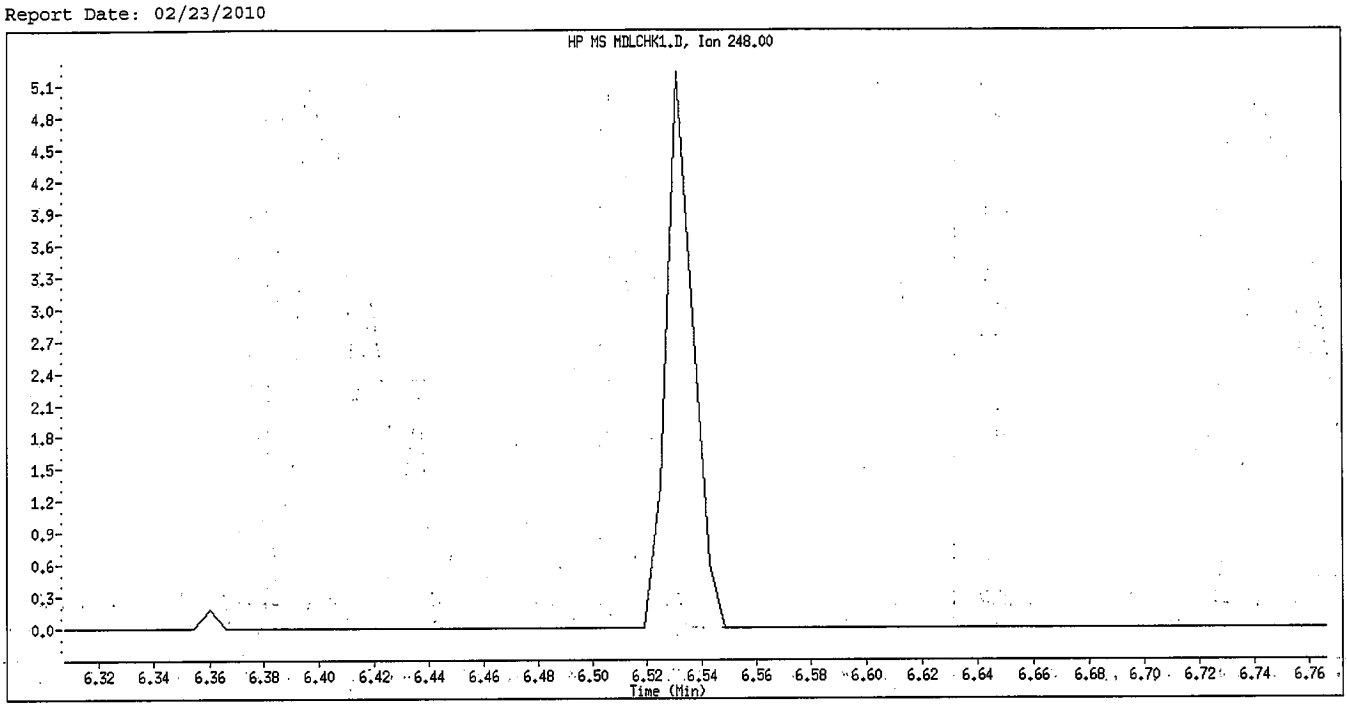

Original Integration

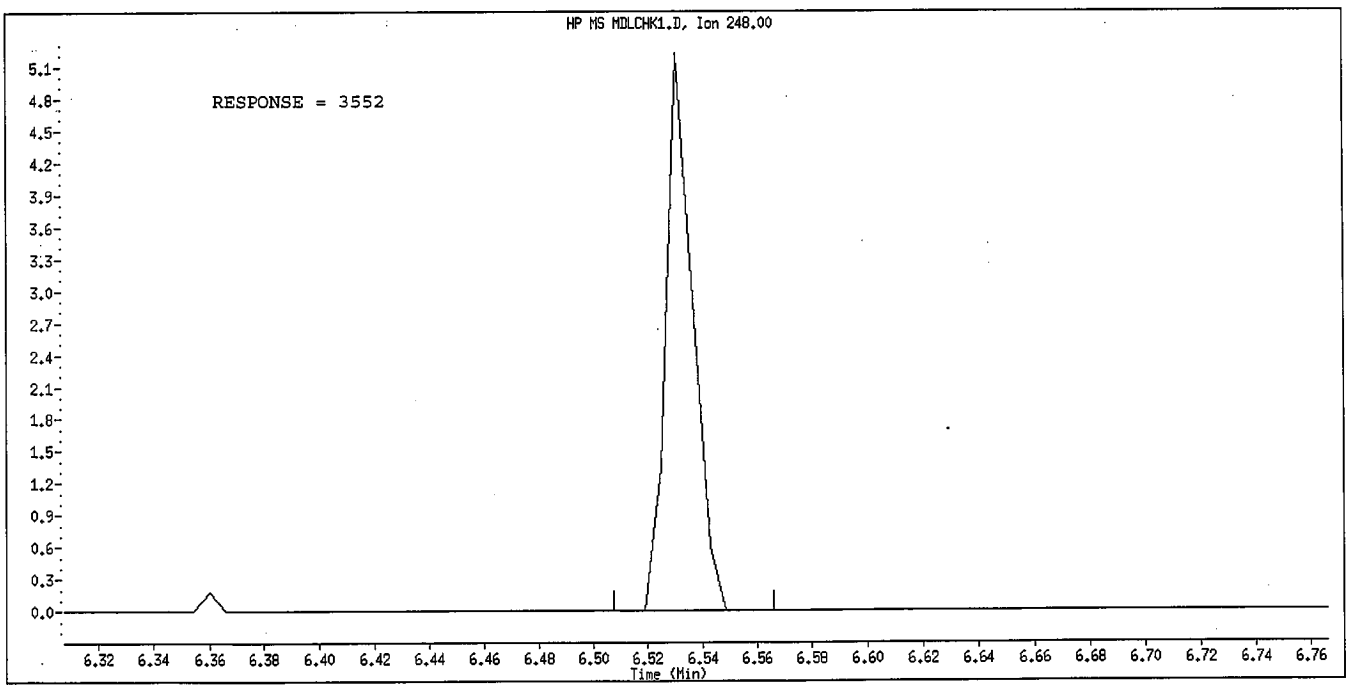

Manual Integration

Manually Integrated By: hulat
Manual Integration Reason: Peak not found

Data File Name: MDLCHK1.D
Inj. Date and Time: 17-FEB-2010 15:30
Instrument ID: a4ag2.i
Client ID:
Compound Name: Pentachlorophenol
CAS #: 87-86-5
Report Date: 02/23/2010

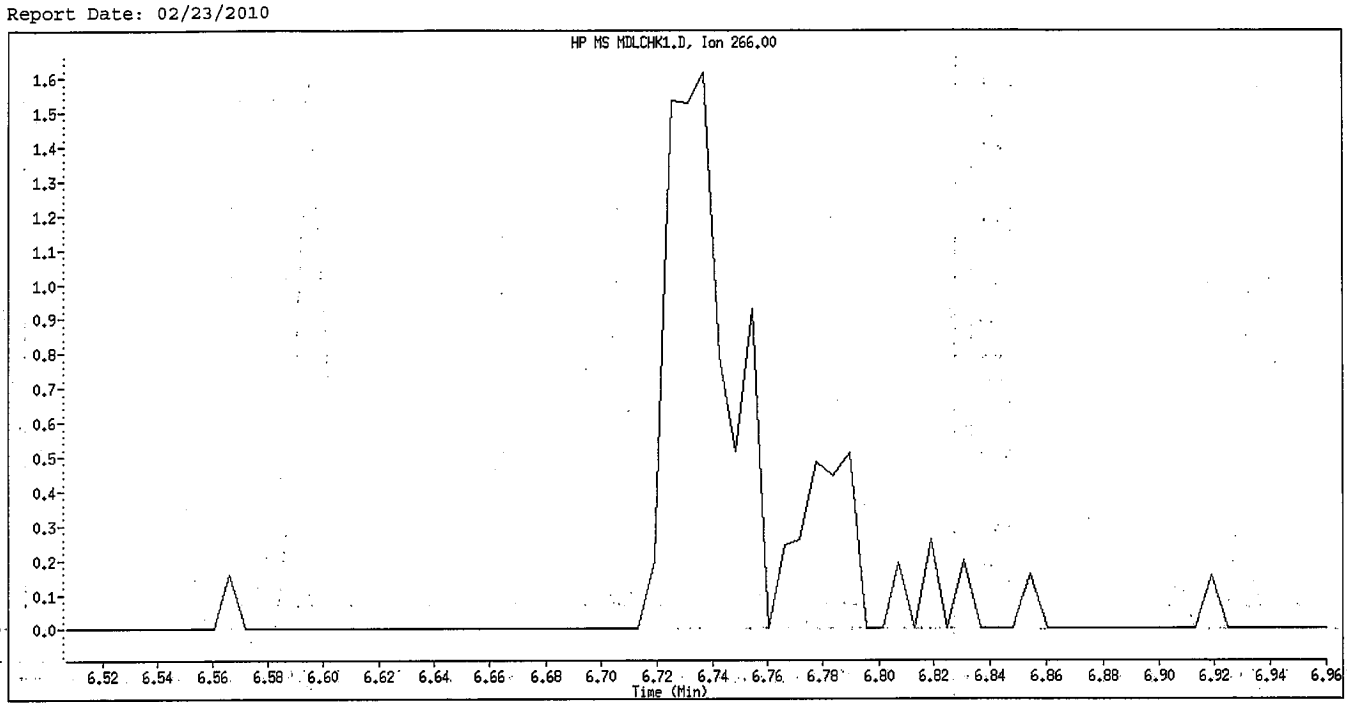

Original Integration

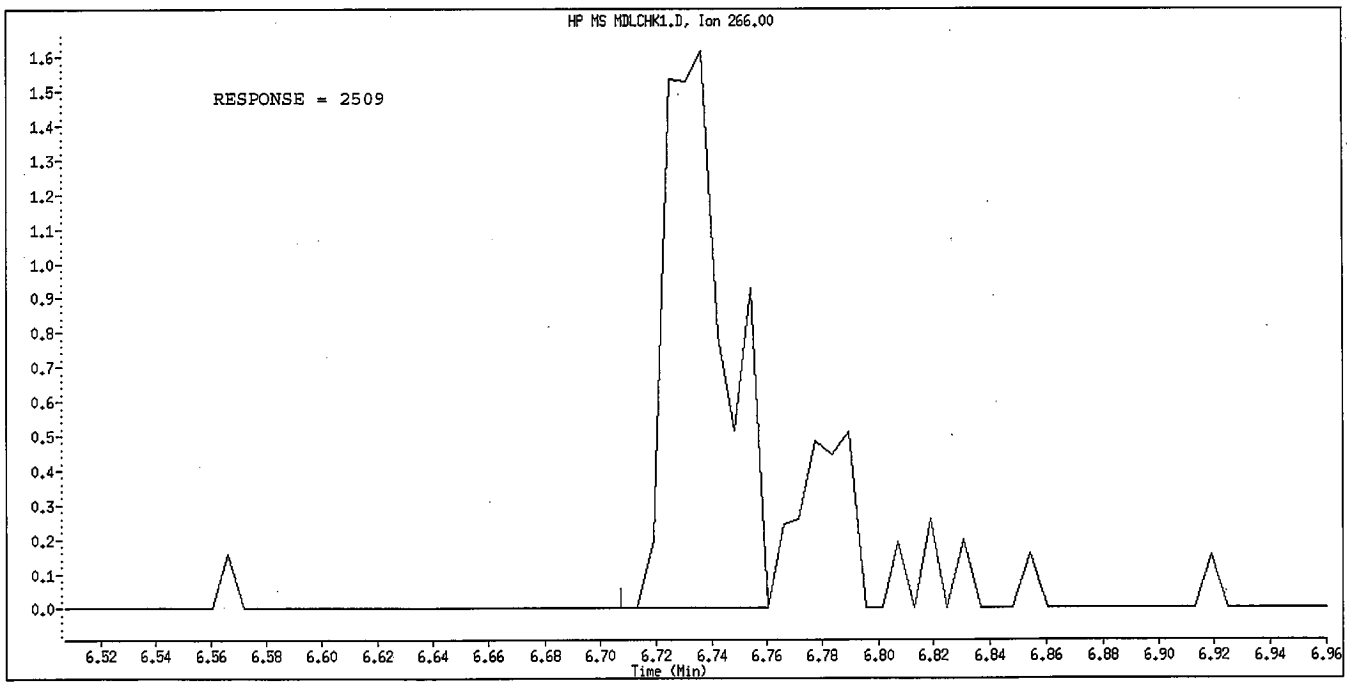

Manual Integration

Manually Integrated By: hulat
Manual Integration Reason: Peak not found

Data File Name: MDLCHK1.D
Inj. Date and Time: 17-FEB-2010 15:30
Instrument ID: a4ag2.i
Client ID:
Compound Name: Di-n-octylphthalate
CAS #: 117-84-0
Report Date: 02/23/2010

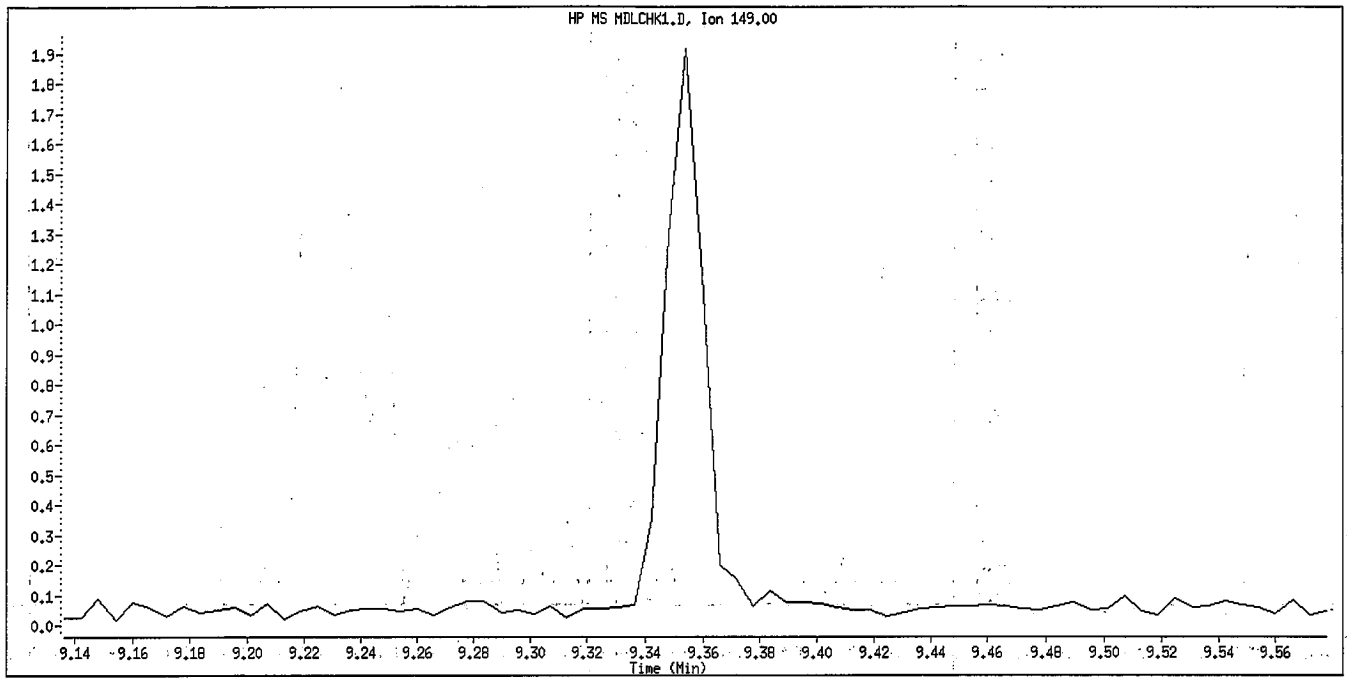

Original Integration

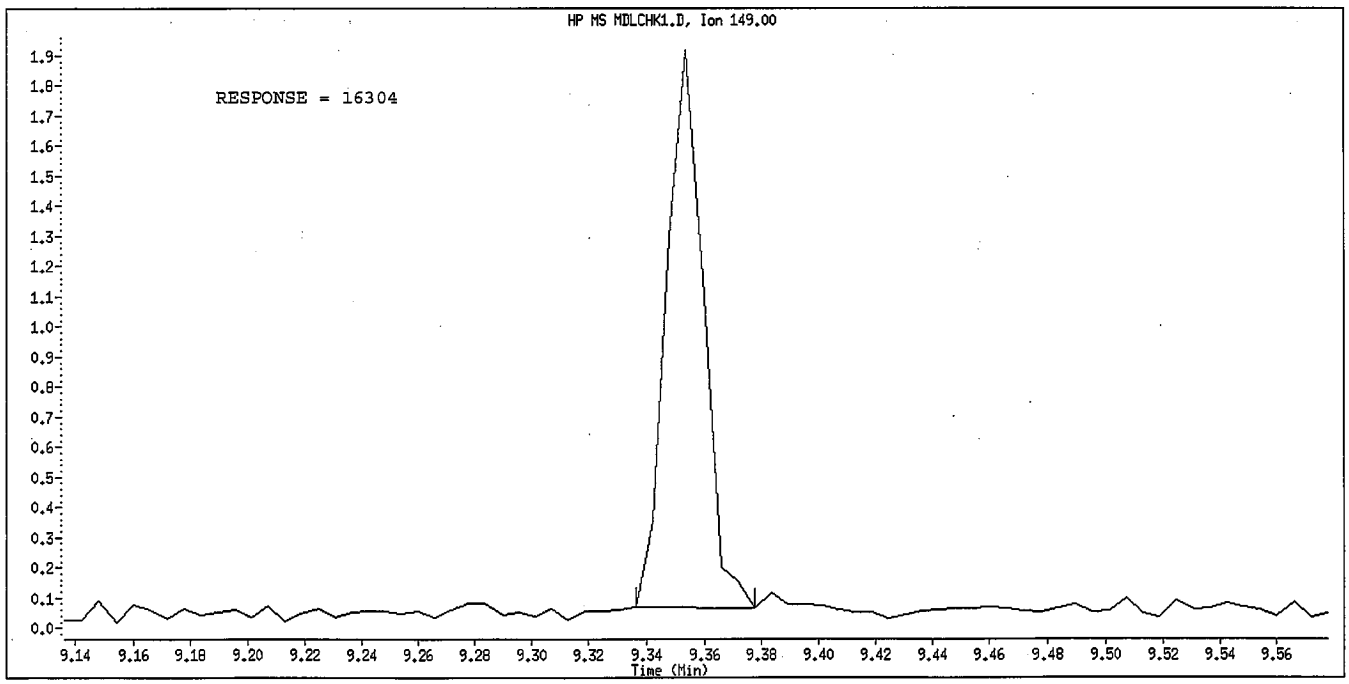

Manual Integration

Manually Integrated By: hulat
Manual Integration Reason: Peak not found

0.5 uL inj. of 0.5 ppm STD = 0.25 ng on column

TestAmerica North Canton

Semivolatile REPORT SW-846 Method 8270

Data file : \\cansvr11\dd\chem\MSS\a4ag2.i\00217d.b\MDLCHK2.D
Lab Smp Id: L2
Inj Date : 17-FEB-2010 15:15
Operator : 046900 Inst ID: a4ag2.i
Smp Info : L2,00217A.b,8270C-625,3-827042.SUB,1,,2
Misc Info :
Comment :
Method : \\cansvr11\dd\chem\MSS\a4ag2.i\00217d.b\8270C-625.m
Meth Date : 23-Feb-2010 06:43 hulat Quant Type: ISTD
Cal Date : 17-FEB-2010 16:56 Cal File: 2AMH0217.D
Als bottle: 9
Dil Factor: 1.00000
Integrator: HP RTE Compound Sublist: 3-827042.SUB
Target Version: 4.14
Processing Host: CANPMSSV04

	Compounds	QUANT SIG MASS	RT	EXP RT	REL RT	RESPONSE	CONCENTRATIONS ON-COLUMN (NG)	CONCENTRATIONS FINAL (NG)
* 1	1,4-Dichlorobenzene-d4	152	3.624	3.624	(1.000)	292487	2.00000	(Q)
* 2	Naphthalene-d8	136	4.518	4.518	(1.000)	1161492	2.00000	
* 3	Acenaphthene-d10	164	5.789	5.789	(1.000)	644634	2.00000	
* 4	Phenanthrene-d10	188	6.883	6.883	(1.000)	1069052	2.00000	
* 5	Chrysene-d12	240	8.871	8.877	(1.000)	1333073	2.00000	
* 6	Perylene-d12	264	10.395	10.400	(1.000)	1249709	2.00000	
198	1,4-Dioxane	88	1.813	1.807	(0.500)	17652	0.23625	0.23625(QM)
9	Pyridine	79	2.013	2.007	(0.555)	35453	0.19968	0.19968(QM)
10	N-Nitrosodimethylamine	74	1.977	1.972	(0.546)	27157	0.27415	0.27415
12	3-Chloropropionitrile	54	2.389	2.395	(0.659)	21642	0.26478	0.26478(QM)
209	Benzaldehyde	77	3.330	3.330	(0.919)	31217	0.25262	0.25262
21	Aniline	93	3.389	3.395	(0.935)	57199	0.21975	0.21975
22	Phenol	94	3.324	3.330	(0.917)	48463	0.22857	0.22857
23	bis(2-Chloroethyl)ether	93	3.413	3.419	(0.942)	41070	0.23795	0.23795
24	2-Chlorophenol	128	3.477	3.477	(0.959)	41317	0.22664	0.22664
26	1,3-Dichlorobenzene	146	3.583	3.589	(0.989)	48020	0.25071	0.25071
27	1,4-Dichlorobenzene	146	3.636	3.636	(1.003)	45941	0.24351	0.24351
28	1,2-Dichlorobenzene	146	3.742	3.742	(1.032)	45328	0.24302	0.24302
29	Benzyl Alcohol	108	3.689	3.695	(1.018)	24273	0.21737	0.21737
30	2-Methylphenol	108	3.742	3.748	(1.032)	37777	0.23205	0.23205
31	bis(2-Chloroisopropyl)ether	45	3.777	3.777	(1.042)	35198	0.22269	0.22269
37	Acetophenone	105	3.883	3.889	(1.071)	58052	0.23125	0.23125
32	N-Nitroso-di-n-propylamine	70	3.866	3.871	(1.067)	32866	0.23251	0.23251(QM)
192	4-Methylphenol	108	3.842	3.848	(1.060)	38300	0.23262	0.23262
34	Hexachloroethane	117	3.977	3.983	(1.097)	18239	0.23461	0.23461
35	Nitrobenzene	77	4.013	4.018	(0.888)	47831	0.23811	0.23811
41	Isophorone	82	4.171	4.171	(0.923)	78460	0.22081	0.22081
42	2-Nitrophenol	139	4.236	4.236	(0.938)	21016	0.21500	0.21500
43	2,4-Dimethylphenol	107	4.224	4.230	(0.935)	44988	0.23106	0.23106(QM)
44	bis(2-Chloroethoxy)methane	93	4.301	4.301	(0.952)	45304	0.23475	0.23475
46	2,4-Toluenediamene	121	5.336	5.342	(1.181)	24944	0.24080	0.24080
47	1,3,5-Trichlorobenzene	180	4.242	4.242	(0.939)	38595	0.23440	0.23440
48	2,4-Dichlorophenol	162	4.395	4.401	(0.973)	30995	0.22261	0.22261

	Compounds	QUANT SIG MASS	RT	EXP RT	REL RT	RESPONSE	CONCENTRATIONS ON-COLUMN (NG)	CONCENTRATIONS FINAL (NG)
49	Benzoic Acid	122	4.236	4.301	(0.938)	19783	0.59874	0.59874 (QMH)
50	1,2,4-Trichlorobenzene	180	4.466	4.471	(0.988)	37091	0.23401	0.23401
51	Naphthalene	128	4.536	4.536	(1.004)	128360	0.23785	0.23785
52	4-Chloroaniline	127	4.554	4.554	(1.008)	49380	0.21923	0.21923
56	Hexachlorobutadiene	225	4.601	4.601	(1.018)	22966	0.23765	0.23765
210	Caprolactam	113	4.783	4.813	(1.059)	9946	0.29630	0.29630
57	1,2,3-Trichlorobenzene	180	4.630	4.630	(1.025)	36583	0.24454	0.24454
59	4-Chloro-3-Methylphenol	107	4.865	4.871	(1.077)	32987	0.20403	0.20403
62	2-Methylnaphthalene	142	5.024	5.024	(1.112)	69051	0.23355	0.23355
63	1-Methylnaphthalene	142	5.101	5.101	(1.129)	81785	0.24007	0.24007
64	Hexachlorocyclopentadiene	237	5.130	5.130	(0.886)	22217	0.29249	0.29249
66	2,4,6-Trichlorophenol	196	5.213	5.218	(0.900)	21909	0.21243	0.21243
67	2,4,5-Trichlorophenol	196	5.242	5.242	(0.906)	24652	0.22018	0.22018
211	1,1'-Biphenyl	154	5.354	5.360	(0.925)	106379	0.23523	0.23523
68	1,2,3,5-Tetrachlorobenzene	216	5.130	5.136	(0.886)	37908	0.22984	0.22984
70	2-Chloronaphthalene	162	5.383	5.389	(0.930)	74760	0.23234	0.23234
73	2-Nitroaniline	65	5.442	5.442	(0.940)	22460	0.20525	0.20525
74	1,2,3,4-Tetrachlorobenzene	216	5.354	5.354	(0.925)	36225	0.23487	0.23487
76	Dimethylphthalate	163	5.548	5.554	(0.958)	91156	0.23209	0.23209
78	2,6-Dinitrotoluene	165	5.607	5.612	(0.969)	15477	0.28534	0.28534
79	Acenaphthylene	152	5.689	5.695	(0.983)	124072	0.23305	0.23305
80	1,2-Dinitrobenzene	168	5.654	5.660	(0.977)	8148	0.19873	0.19873
81	3-Nitroaniline	138	5.736	5.742	(0.991)	17964	0.19474	0.19474
82	Acenaphthene	153	5.812	5.818	(1.004)	79306	0.22850	0.22850
83	2,4-Dinitrophenol	184	5.812	5.812	(1.004)	11470	0.98184	0.98184 (Q)
85	4-Nitrophenol	109	5.818	5.824	(1.005)	9917	0.35358	0.35358 (QM)
86	Dibenzofuran	168	5.936	5.942	(1.025)	110321	0.23371	0.23371
87	2,4-Dinitrotoluene	165	5.901	5.907	(1.019)	20930	0.28575	0.28574
91	2,3,5,6-Tetrachlorophenol	232	5.983	5.983	(1.034)	18156	0.28534	0.28534
93	Diethylphthalate	149	6.054	6.060	(1.046)	91449	0.21931	0.21931
94	Fluorene	166	6.189	6.189	(1.069)	91180	0.22649	0.22649
95	4-Chlorophenyl-phenylether	204	6.171	6.171	(1.066)	44646	0.23515	0.23515
96	4-Nitroaniline	138	6.183	6.189	(1.068)	18802	0.31658	0.31658
98	4,6-Dinitro-2-methylphenol	198	6.195	6.201	(0.900)	9105	0.39926	0.39926 (QM)
99	N-Nitrosodiphenylamine	169	6.254	6.254	(0.909)	63417	0.22689	0.22689
100	1,2-Diphenylhydrazine	77	6.283	6.289	(0.913)	102011	0.22429	0.22429
106	4-Bromophenyl-phenylether	248	6.530	6.530	(0.949)	25403	0.23293	0.23293
107	Hexachlorobenzene	284	6.589	6.595	(0.957)	27732	0.23297	0.23296
212	Atrazine	200	6.612	6.618	(0.961)	15110	0.21109	0.21109
111	Pentachlorophenol	266	6.724	6.730	(0.977)	25977	0.76137	0.76137
115	Phenanthrene	178	6.901	6.907	(1.003)	135737	0.23502	0.23502
116	Anthracene	178	6.936	6.942	(1.008)	128693	0.22652	0.22652
119	Carbazole	167	7.042	7.048	(1.023)	115448	0.21534	0.21534
120	Di-n-Butylphthalate	149	7.248	7.248	(1.053)	146919	0.21731	0.21731
123	Fluoranthene	202	7.783	7.783	(1.131)	130772	0.21610	0.21610
124	Benzidine	184	7.854	7.854	(0.885)	57873	0.17292	0.17292
125	Pyrene	202	7.954	7.959	(0.897)	140396	0.21958	0.21958
131	Butylbenzylphthalate	149	8.371	8.371	(0.944)	61976	0.20631	0.20631
133	3,3'-Dimethoxybenzidine	244	8.765	8.777	(0.988)	23777	0.18291	0.18291
135	3,3'-Dichlorobenzidine	252	8.806	8.818	(0.993)	53750	0.21297	0.21297
136	Benzo(a)Anthracene	228	8.859	8.865	(0.999)	155647	0.23492	0.23492
137	Chrysene	228	8.889	8.901	(1.002)	143226	0.23354	0.23354
138	4,4'-Methylene bis(o-chloroan	231	8.806	8.812	(0.993)	22998	0.30083	0.30083
139	bis(2-ethylhexyl)Phthalate	149	8.777	8.783	(0.989)	89163	0.29041	0.29041

Compounds	QUANT SIG MASS	RT	EXP RT	REL RT	RESPONSE	CONCENTRATIONS ON-COLUMN (NG)	CONCENTRATIONS FINAL (NG)
140 Di-n-octylphthalate	149	9.353	9.359	(0.900)	121681	0.31902	0.31902
141 Benzo(b)fluoranthene	252	9.912	9.924	(0.954)	137832	0.21178	0.21178
142 Benzo(k)fluoranthene	252	9.942	9.953	(0.956)	152247	0.22596	0.22596
146 Benzo(a)pyrene	252	10.318	10.336	(0.993)	132647	0.22126	0.22126
149 Indeno(1,2,3-cd)pyrene	276	12.053	12.089	(1.160)	151906	0.22468	0.22468
150 Dibenz(a,h)anthracene	278	12.071	12.100	(1.161)	128843	0.21357	0.21357
151 Benzo(g,h,i)perylene	276	12.577	12.606	(1.210)	129315	0.23043	0.23043
$ 154 Nitrobenzene-d5	82	4.001	4.001	(0.885)	47625	0.23438	0.23438(R)
$ 155 2-Fluorobiphenyl	172	5.277	5.277	(0.912)	90716	0.23969	0.23969(R)
$ 156 Terphenyl-d14	244	8.030	8.036	(0.905)	94996	0.22624	0.22624(R)
$ 157 Phenol-d5	99	3.313	3.319	(0.914)	45159	0.22607	0.22607(R)
$ 158 2-Fluorophenol	112	2.736	2.736	(0.755)	36181	0.23263	0.23263(R)
$ 159 2,4,6-Tribromophenol	330	6.365	6.365	(1.100)	10563	0.32229	0.32229(R)
$ 186 2-Chlorophenol-d4	132	3.466	3.466	(0.956)	38362	0.23086	0.23086(R)
$ 187 1,2-Dichlorobenzene-d4	152	3.730	3.730	(1.029)	28050	0.23997	0.23997(R)
M 195 Cresols, total	100				76077	0.46467	0.46467
101 Diphenylamine	169	6.254	6.254	(0.909)	63417	0.22689	0.22689

QC Flag Legend

Q - Qualifier signal failed the ratio test.
R - Spike/Surrogate failed recovery limits.
M - Compound response manually integrated.
H - Operator selected an alternate compound hit.

TestAmerica North Canton

INTERNAL STANDARD COMPOUNDS
AREA AND RT SUMMARY

Instrument ID: a4ag2.i
Lab File ID: MDLCHK2.D
Lab Smp Id: L2
Analysis Type: SV
Quant Type: ISTD
Operator: 046900
Method File: \\cansvr11\dd\chem\MSS\a4ag2.i\00217d.b\8270C-625.m
Misc Info:

Calibration Date: 17-FEB-2010
Calibration Time: 14:03
Level:
Sample Type:

COMPOUND	STANDARD	AREA LIMIT LOWER	AREA LIMIT UPPER	SAMPLE	%DIFF
1 1,4-Dichlorobenze	236450	118225	472900	292487	23.70
2 Naphthalene-d8	953497	476749	1906994	1161492	21.81
3 Acenaphthene-d10	527333	263667	1054666	644634	22.24
4 Phenanthrene-d10	896074	448037	1792148	1069052	19.30
5 Chrysene-d12	1143441	571721	2286882	1333073	16.58
6 Perylene-d12	1028807	514404	2057614	1249709	21.47

COMPOUND	STANDARD	RT LIMIT LOWER	RT LIMIT UPPER	SAMPLE	%DIFF
1 1,4-Dichlorobenze	3.62	3.12	4.12	3.62	0.00
2 Naphthalene-d8	4.52	4.02	5.02	4.52	0.00
3 Acenaphthene-d10	5.79	5.29	6.29	5.79	0.00
4 Phenanthrene-d10	6.88	6.38	7.38	6.88	0.00
5 Chrysene-d12	8.88	8.38	9.38	8.87	-0.07
6 Perylene-d12	10.40	9.90	10.90	10.40	-0.06

AREA UPPER LIMIT = +100% of internal standard area.
AREA LOWER LIMIT = - 50% of internal standard area.
RT UPPER LIMIT = + 0.50 minutes of internal standard RT.
RT LOWER LIMIT = - 0.50 minutes of internal standard RT.

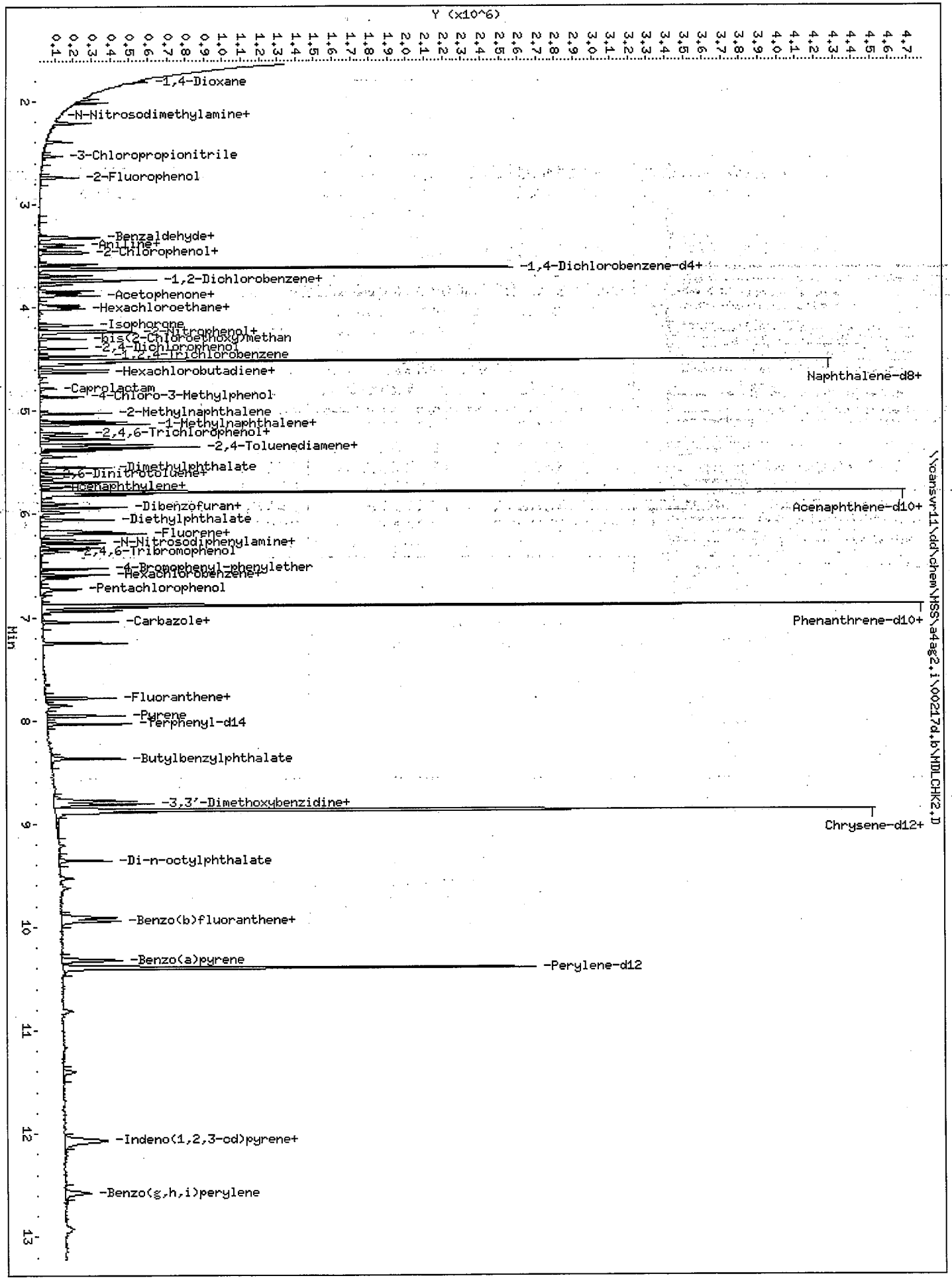
Y (x10^6)
Min
-1,4-Dioxane
-N-Nitrosodimethylamine+
-3-Chloropropionitrile
-2-Fluorophenol
-Benzaldehyde+
-Aniline+
-2-Chlorophenol+
-1,4-Dichlorobenzene-d4+
-1,2-Dichlorobenzene+
-Acetophenone+
-Hexachloroethane+
-Isophorone
-2-Nitrophenol+
-bis(2-Chloroethoxy)methan
-2,4-Dichlorophenol
-1,2,4-Trichlorobenzene
-Hexachlorobutadiene+
Naphthalene-d8+
-Caprolactam
-4-Chloro-3-Methylphenol
-2-Methylnaphthalene
-1-Methylnaphthalene+
-2,4,6-Trichlorophenol+
-2,4-Toluenediamene+
-Dimethylphthalate
-2,6-Dinitrotoluene+
-Acenaphthylene+
Acenaphthene-d10+
-Dibenzofuran+
-Diethylphthalate
-Fluorene+
-N-Nitrosodiphenylamine+
-2,4,6-Tribromophenol
-4-Bromophenyl-phenylether
-Hexachlorobenzene+
-Pentachlorophenol
Phenanthrene-d10+
-Carbazole+
-Fluoranthene+
-Pyrene
-Terphenyl-d14
-Butylbenzylphthalate
-3,3'-Dimethoxybenzidine+
Chrysene-d12+
-Di-n-octylphthalate
-Benzo(b)fluoranthene+
-Benzo(a)pyrene
-Perylene-d12
-Indeno(1,2,3-cd)pyrene+
-Benzo(g,h,i)perylene
\\canisvr11\dd\chem\MSS\a4ag2.i\00217d.b\MDLCHK2.D

Data File Name: MDLCHK2.D
Inj. Date and Time: 17-FEB-2010 15:15
Instrument ID: a4ag2.i
Client ID:
Compound Name: 1,4-Dioxane
CAS #: 123-91-1
Report Date: 02/23/2010

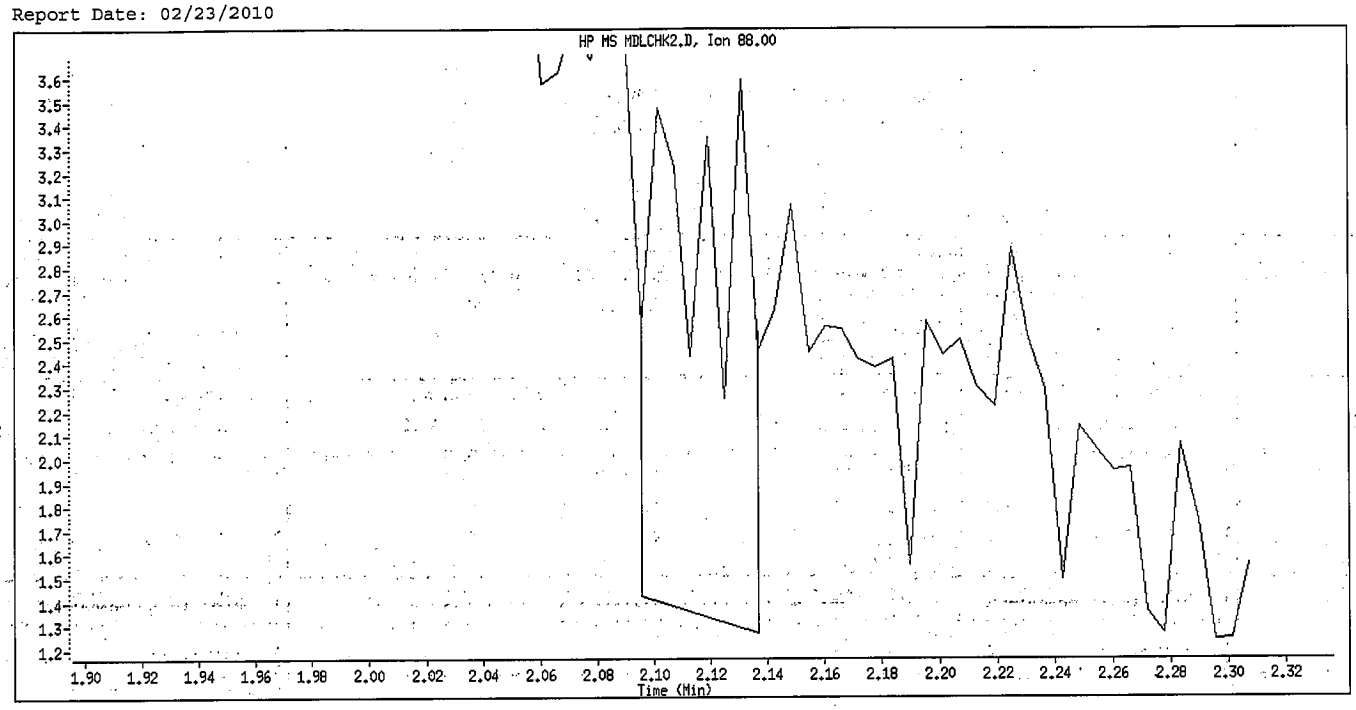

Original Integration

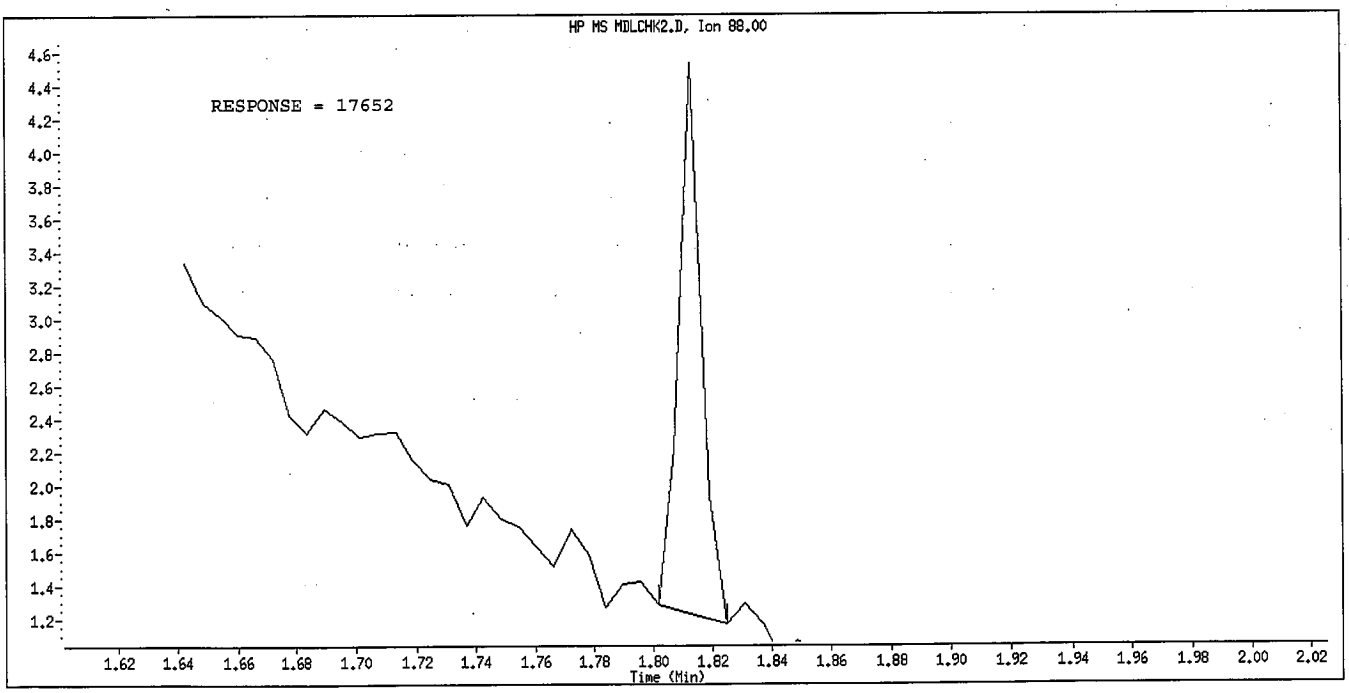

Manual Integration

Manually Integrated By: hulat
Manual Integration Reason: Peak not found

Data File Name: MDLCHK2.D
Inj. Date and Time: 17-FEB-2010 15:15
Instrument ID: a4ag2.i
Client ID:
Compound Name: Pyridine
CAS #: 110-86-1
Report Date: 02/23/2010

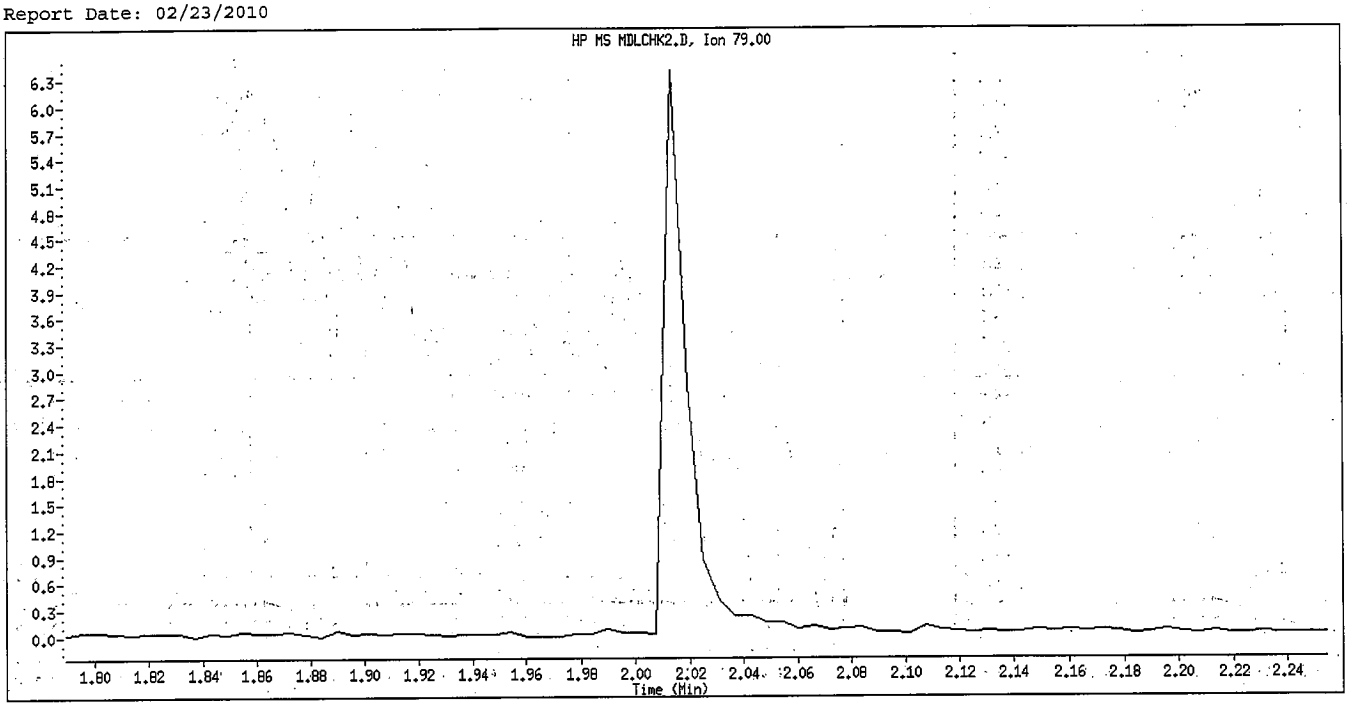

Original Integration

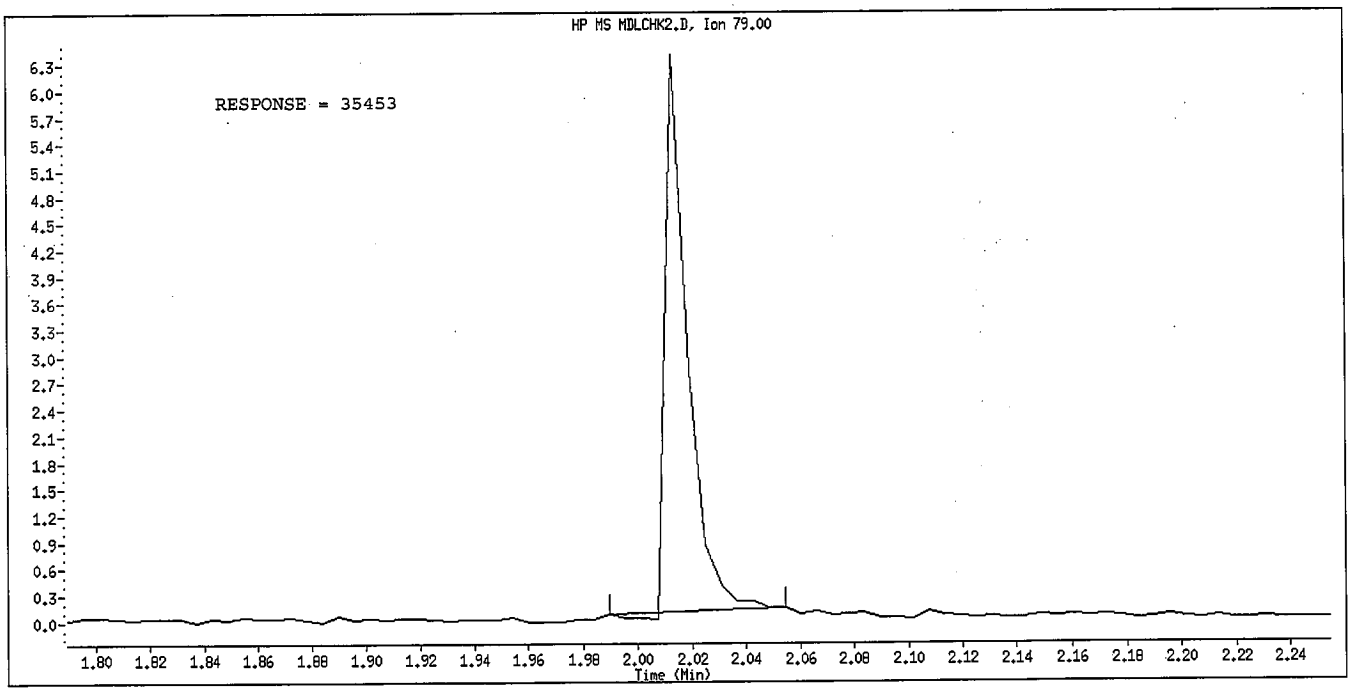

Manual Integration

Manually Integrated By: hulat
Manual Integration Reason: Peak not found

Data File Name: MDLCHK2.D
Inj. Date and Time: 17-FEB-2010 15:15
Instrument ID: a4ag2.i
Client ID:
Compound Name: 3-Chloropropionitrile
CAS #: 542-76-7
Report Date: 02/23/2010

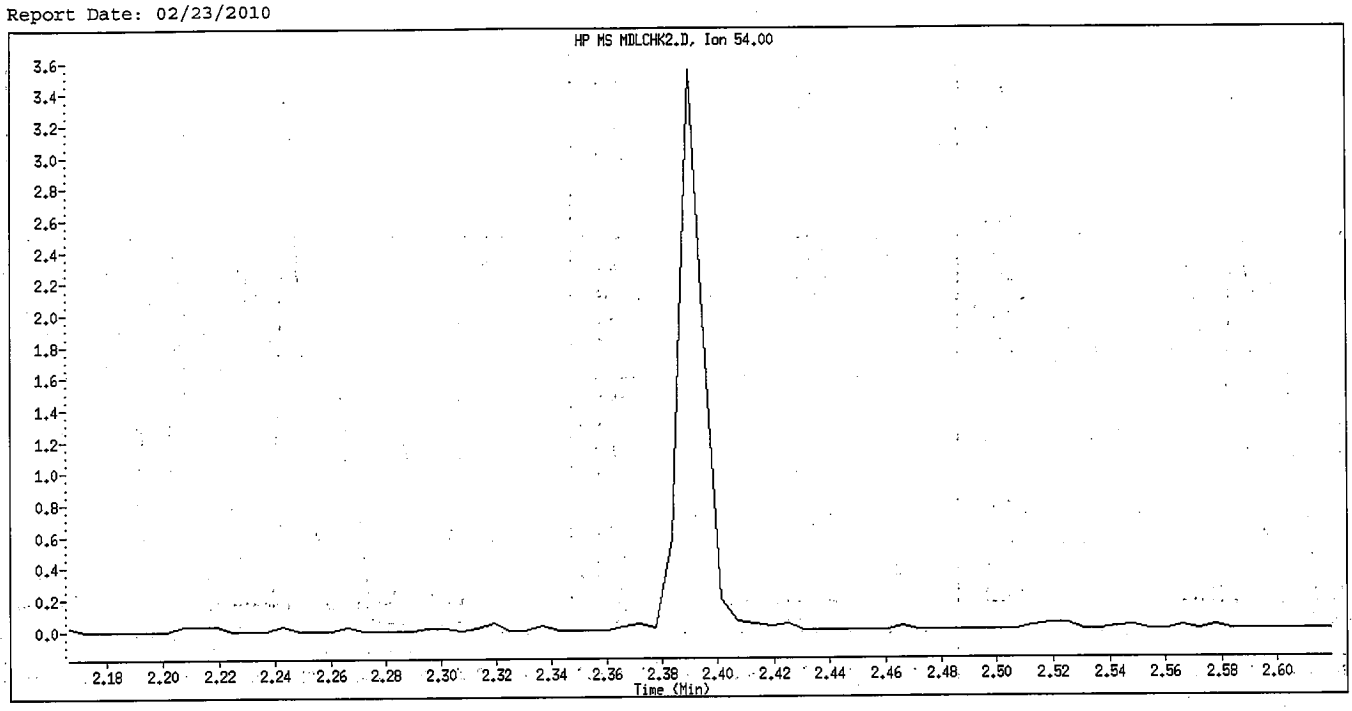

Original Integration

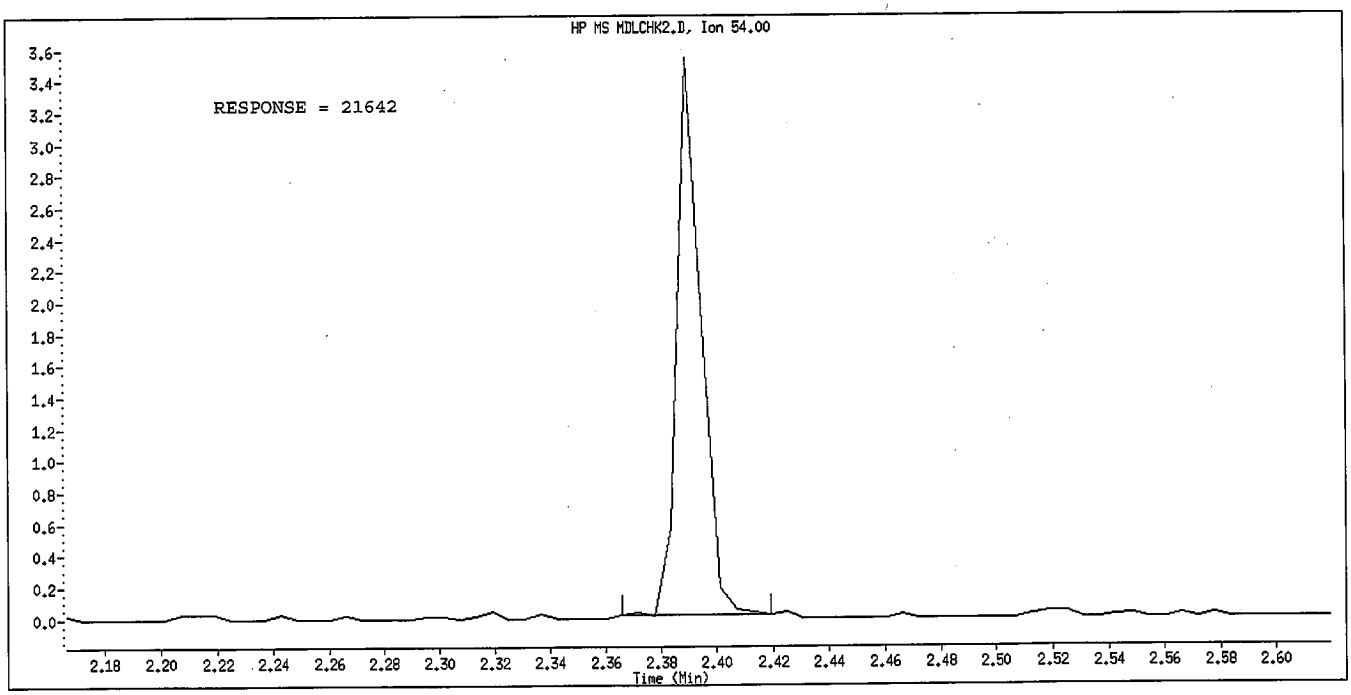

Manual Integration

Manually Integrated By: hulat
Manual Integration Reason: Peak not found

Data File Name: MDLCHK2.D
Inj. Date and Time: 17-FEB-2010 15:15
Instrument ID: a4ag2.i
Client ID:
Compound Name: N-Nitroso-di-n-propylamine
CAS #: 621-64-7
Report Date: 02/23/2010

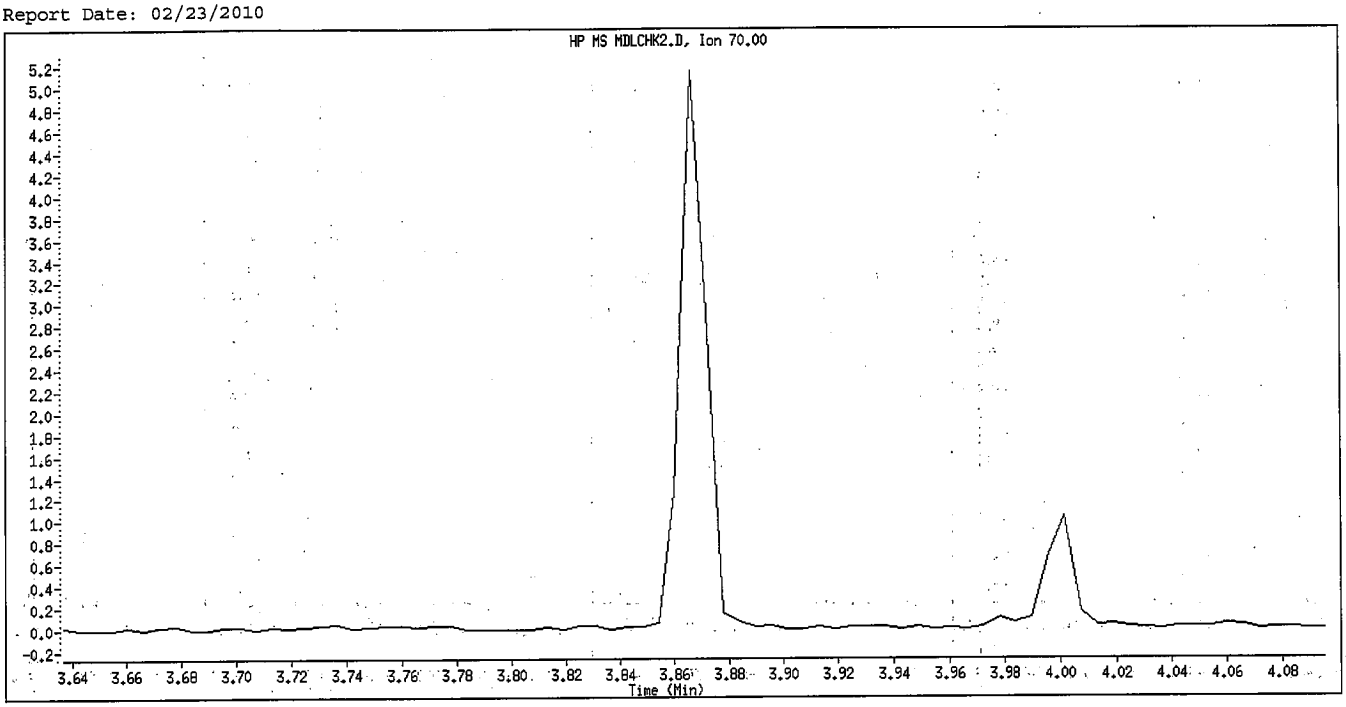

Original Integration

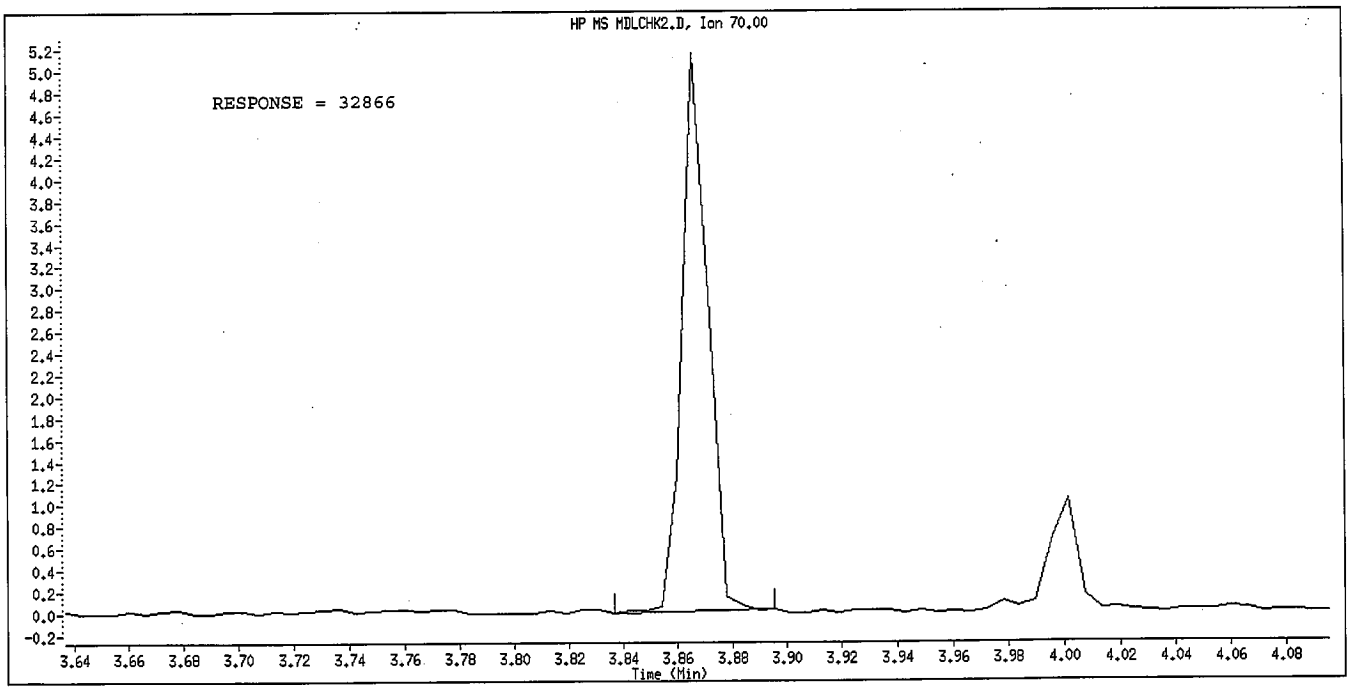

Manual Integration

Manually Integrated By: hulat
Manual Integration Reason: Peak not found

Data File Name: MDLCHK2.D
Inj. Date and Time: 17-FEB-2010 15:15
Instrument ID: a4ag2.i
Client ID:
Compound Name: 2,4-Dimethylphenol
CAS #: 105-67-9
Report Date: 02/23/2010

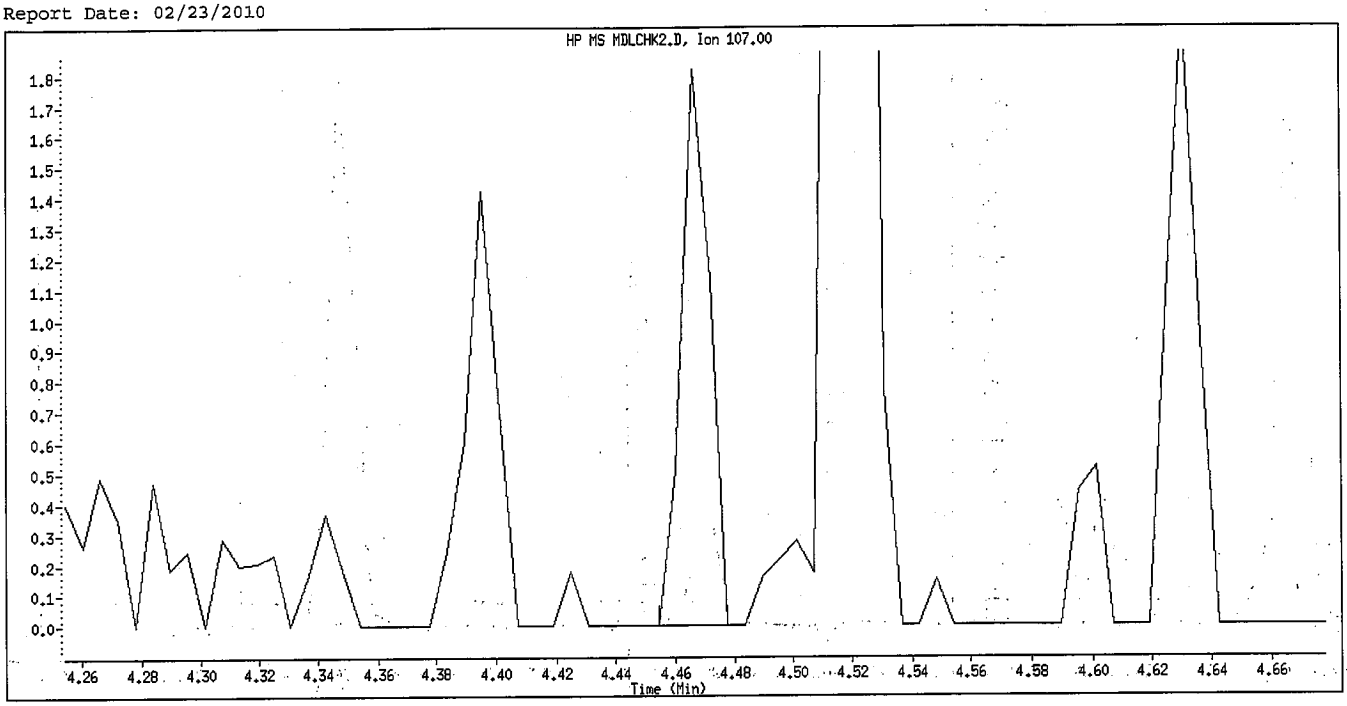

Original Integration

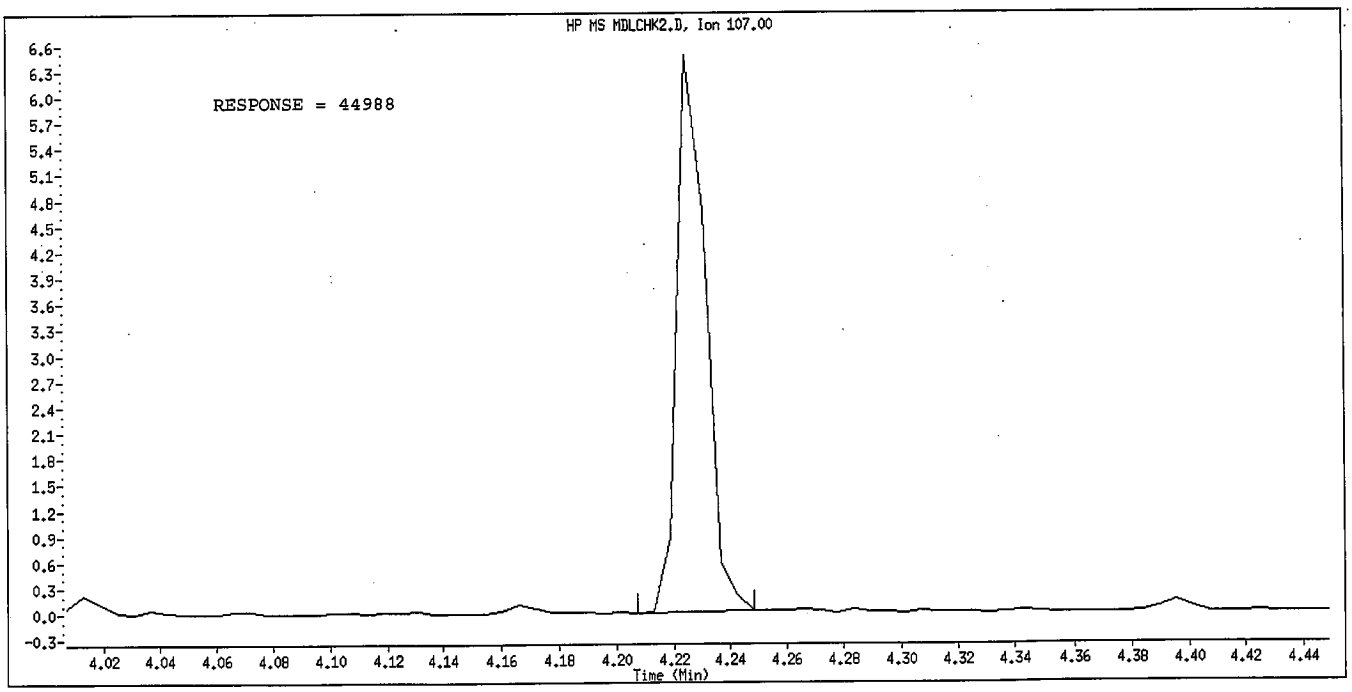

Manual Integration

Manually Integrated By: hulat
Manual Integration Reason: Peak not found

Data File Name: MDLCHK2.D
Inj. Date and Time: 17-FEB-2010 15:15
Instrument ID: a4ag2.i
Client ID:
Compound Name: Benzoic Acid
CAS #: 65-85-0
Report Date: 02/23/2010

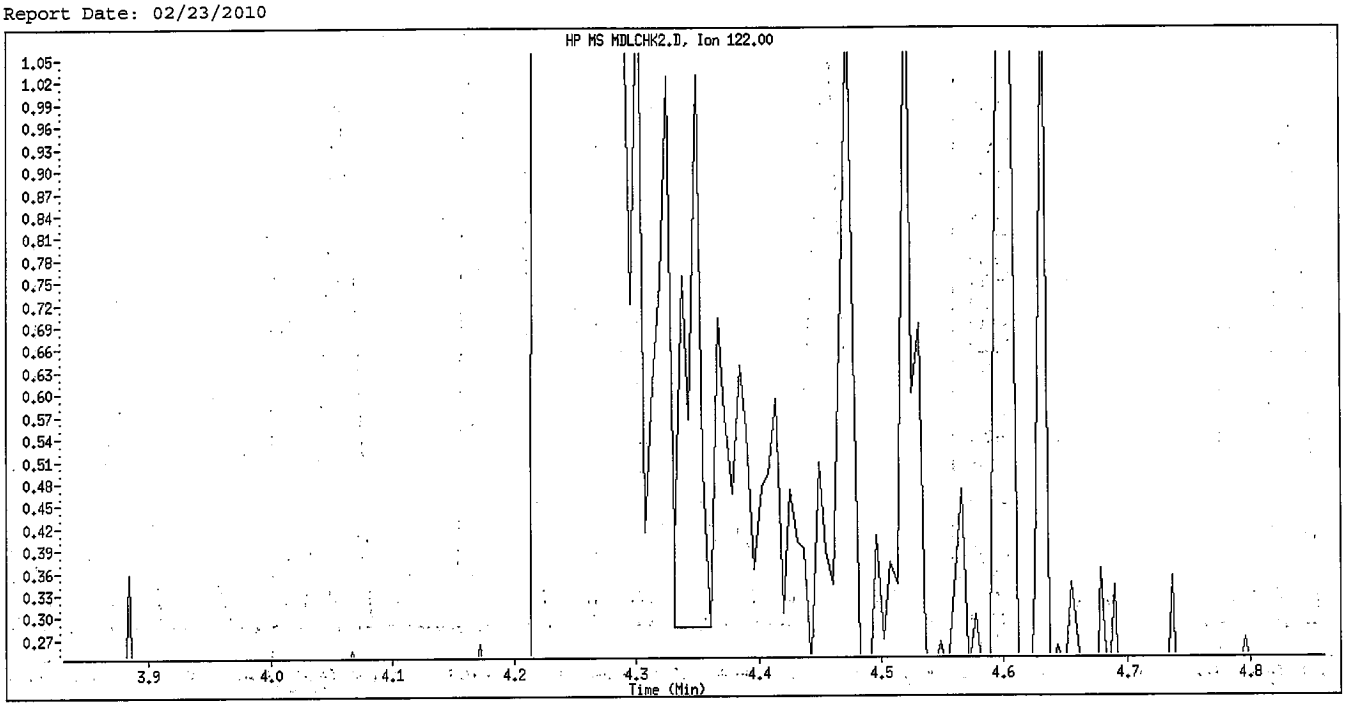

Original Integration

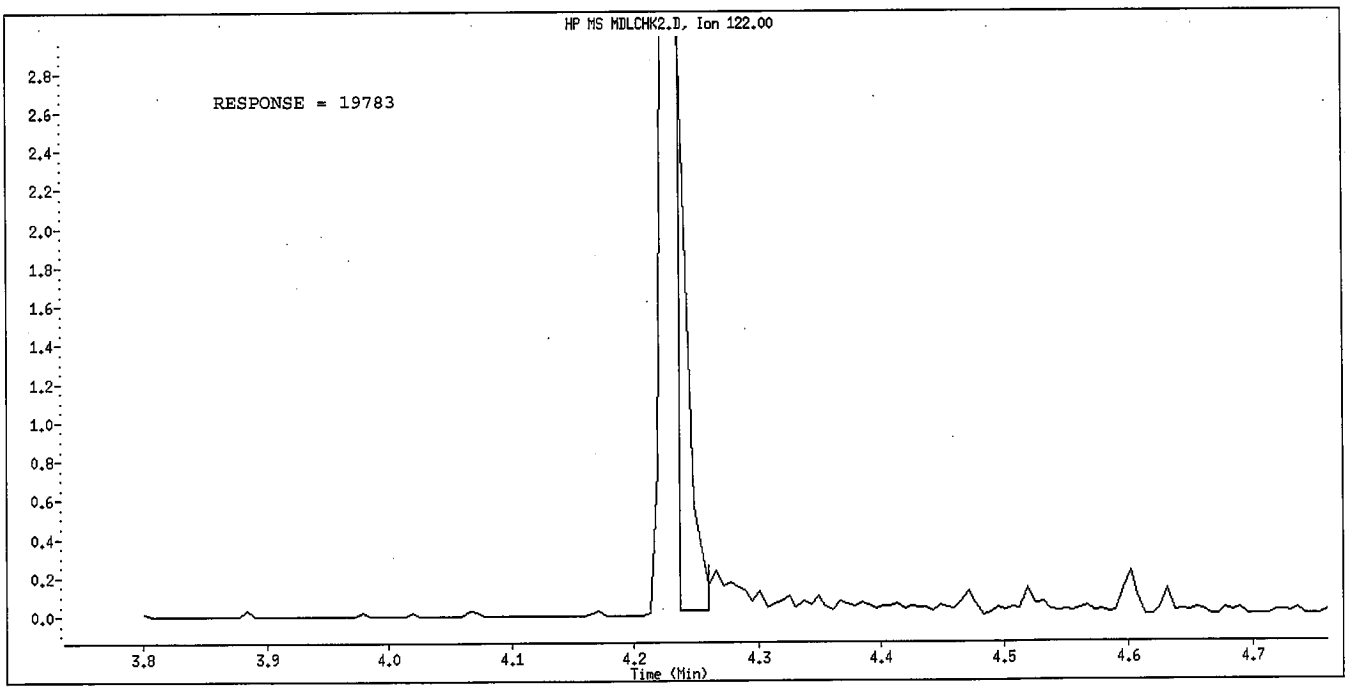

Manual Integration

Manually Integrated By: hulat
Manual Integration Reason: Poor Chromatography

Data File Name: MDLCHK2.D
Inj. Date and Time: 17-FEB-2010 15:15
Instrument ID: a4ag2.i
Client ID:
Compound Name: 4-Nitrophenol
CAS #: 100-02-7
Report Date: 02/23/2010

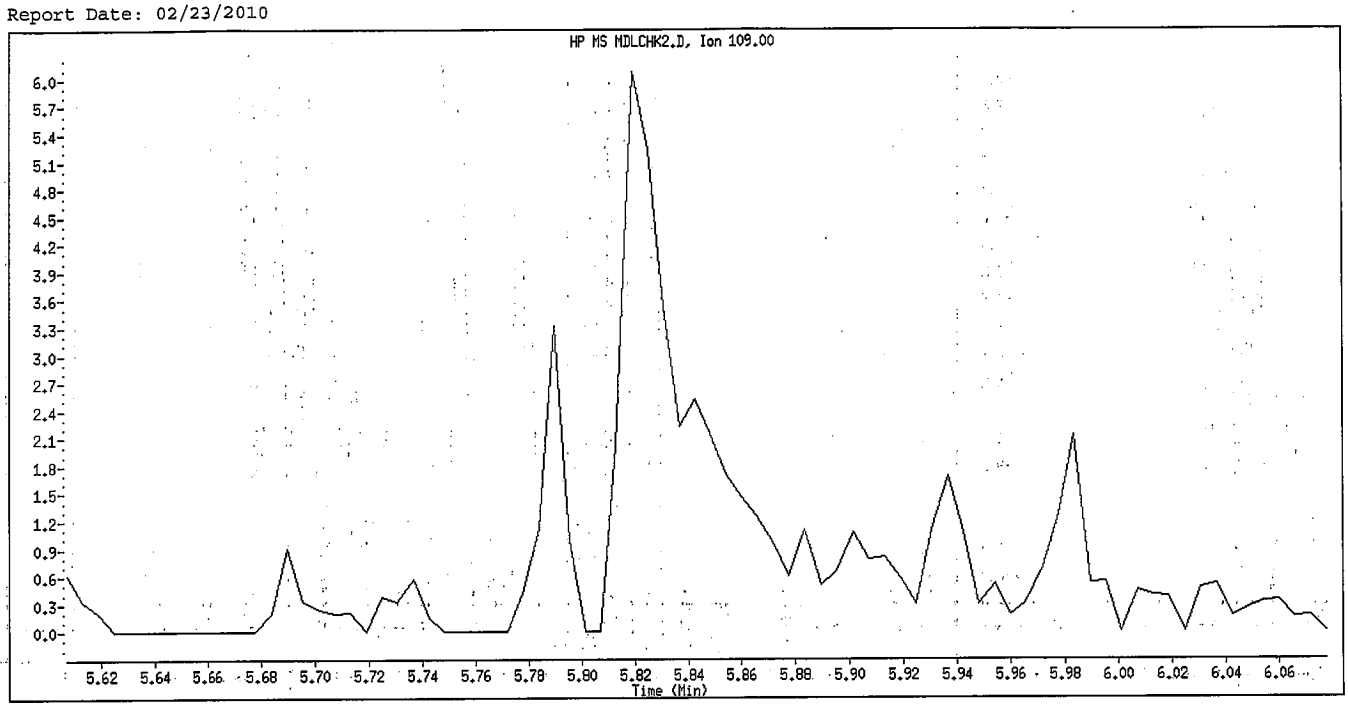

Original Integration

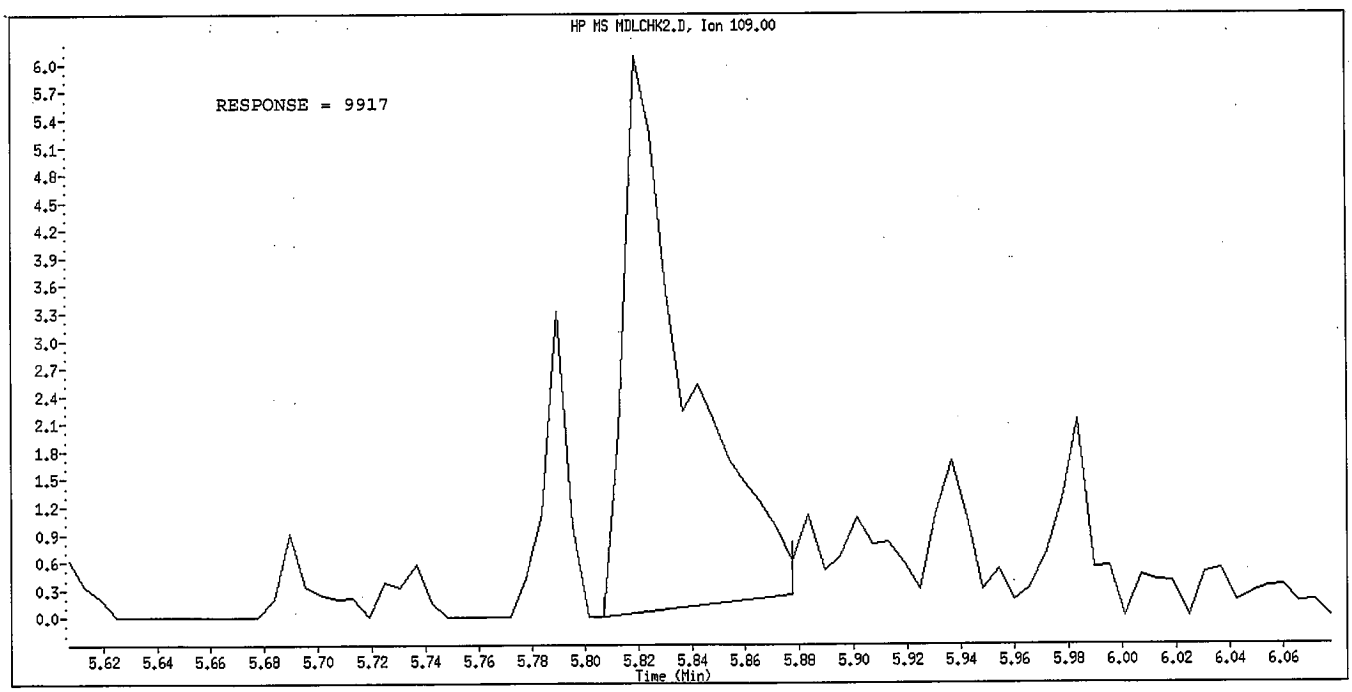

Manual Integration

Manually Integrated By: hulat
Manual Integration Reason: Peak not found

Data File Name: MDLCHK2.D
Inj. Date and Time: 17-FEB-2010 15:15
Instrument ID: a4ag2.i
Client ID:
Compound Name: 4,6-Dinitro-2-methylphenol
CAS #: 534-52-1
Report Date: 02/23/2010

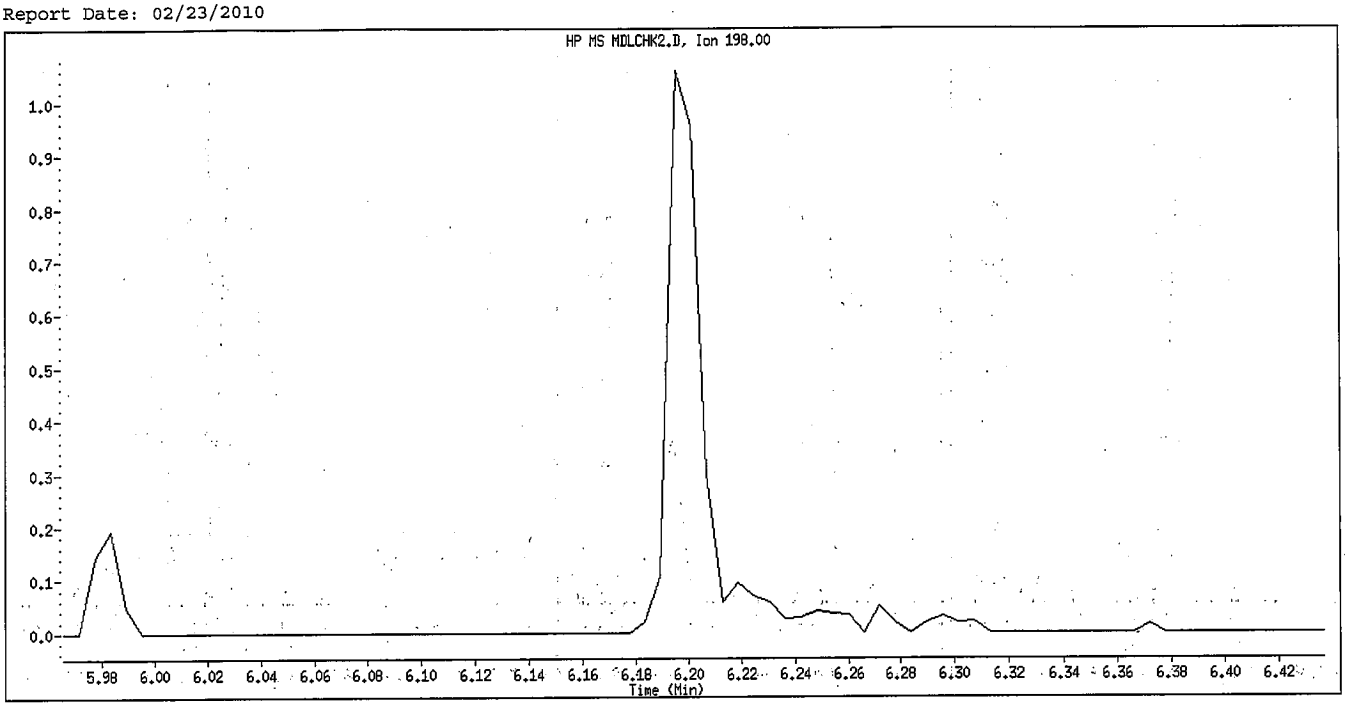

Original Integration

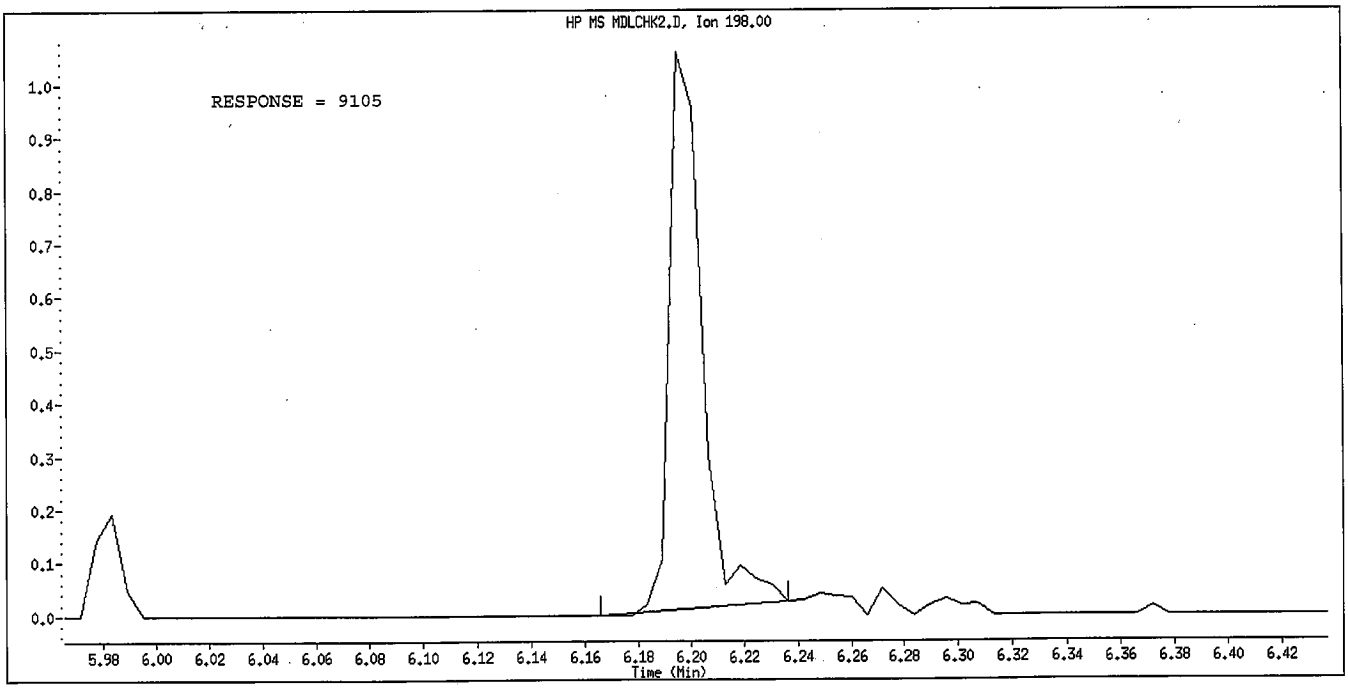

Manual Integration

Manually Integrated By: hulat
Manual Integration Reason: Peak not found

Report Date: 05-Mar-2010 13:30

Calibration History

Method : \\cansvr11\dd\chem\MSS\a4hp7.i\00305a.b\8270C-625.m
Start Cal Date: 05-MAR-2010 10:22
End Cal Date : 05-MAR-2010 12:55
Last Cal Level: 6
Last Cal Type : Continuing Calibration

Initial Calibration

Injection Date	Sublist	Calibration File
Cal Level: 1 , Cal Amount: 0.05000		
05-MAR-2010 11:38	pah	\\cansvr11\dd\chem\MSS\a4hp7.i\00305a.b\7SLL0305.D
Cal Level: 2 , Cal Amount: 0.25000		
05-MAR-2010 11:19	1-827042d	\\cansvr11\dd\chem\MSS\a4hp7.i\00305a.b\7SL0305.D
Cal Level: 3 , Cal Amount: 0.50000		
05-MAR-2010 11:00	1-827042d	\\cansvr11\dd\chem\MSS\a4hp7.i\00305a.b\7SML0305.D
Cal Level: 4 , Cal Amount: 1.00000		
05-MAR-2010 10:41	1-827042d	\\cansvr11\dd\chem\MSS\a4hp7.i\00305a.b\7SM0305.D
Cal Level: 5 , Cal Amount: 2.50000		
05-MAR-2010 10:22	1-827042d	\\cansvr11\dd\chem\MSS\a4hp7.i\00305a.b\7SMM0305.D
Cal Level: 6 , Cal Amount: 5.00000		
05-MAR-2010 12:55	1-827042d	\\cansvr11\dd\chem\MSS\a4hp7.i\00305a.b\7SMH0305.D
Cal Level: 7 , Cal Amount: 7.50000		
05-MAR-2010 12:36	1-827042d	\\cansvr11\dd\chem\MSS\a4hp7.i\00305a.b\7SH0305.D
Cal Level: 8 , Cal Amount: 10.00000		

05-MAR-2010 12:17	1-827042d	
\\cansvr11\dd\chem\MSS\a4hp7.i\00305a.b\7SHH0305.D		

Cal Level: 9 , Cal Amount: 12.50000		
05-MAR-2010 11:57	1-827042d	
\\cansvr11\dd\chem\MSS\a4hp7.i\00305a.b\7SHHH0305.D		

Continuing Calibration
Ccal Level Mode: GLOBAL LEVEL 6

05-MAR-2010 13:14	1-827042d	
\\cansvr11\dd\chem\MSS\a4hp7.i\00305a.b\ICVTCL.D		
05-MAR-2010 12:55	1-827042d	
\\cansvr11\dd\chem\MSS\a4hp7.i\00305a.b\7SMH0305.D		

mt 3/7/10

TestAmerica North Canton

INITIAL CALIBRATION DATA

Start Cal Date : 05-MAR-2010 10:22
End Cal Date : 05-MAR-2010 12:55
Quant Method : ISTD
Origin : Disabled
Target Version : 4.14
Integrator : HP RTE
Method file : \\cansvr11\dd\chem\MSS\a4hp7.i\00305a.b\8270C-625.m
Last Edit : 05-Mar-2010 13:07 gruberj
Curve Type : Average

Calibration File Names:
Level 1: \\cansvr11\dd\chem\MSS\a4hp7.i\00305a.b\7SLL0305.D
Level 2: \\cansvr11\dd\chem\MSS\a4hp7.i\00305a.b\7SL0305.D
Level 3: \\cansvr11\dd\chem\MSS\a4hp7.i\00305a.b\7SML0305.D
Level 4: \\cansvr11\dd\chem\MSS\a4hp7.i\00305a.b\7SM0305.D
Level 5: \\cansvr11\dd\chem\MSS\a4hp7.i\00305a.b\7SMM0305.D
Level 6: \\cansvr11\dd\chem\MSS\a4hp7.i\00305a.b\7SMH0305.D
Level 7: \\cansvr11\dd\chem\MSS\a4hp7.i\00305a.b\7SH0305.D
Level 8: \\cansvr11\dd\chem\MSS\a4hp7.i\00305a.b\7SHH0305.D
Level 9: \\cansvr11\dd\chem\MSS\a4hp7.i\00305a.b\7SHHH0305.D

Compound	0.05000 Level 1	0.25000 Level 2	0.50000 Level 3	1.000 Level 4	2.500 Level 5	5.000 Level 6	RRF	% RSD	
	7.500 Level 7	10.000 Level 8	12.500 Level 9						
198 1,4-Dioxane	+++++	0.43863	0.44685	0.45278	0.43963	0.33250			
	0.36220	0.44046	0.53186				0.43061	14.031	<-
7 N-Nitrosomorpholine	+++++	+++++	+++++	+++++	+++++	+++++			
	+++++	+++++	+++++				+++++	+++++	<-
8 Ethyl methanesulfonate	+++++	+++++	+++++	+++++	+++++	+++++			
	+++++	+++++	+++++				+++++	+++++	<-
9 Pyridine	+++++	1.16096	0.94085	1.14909	1.19047	1.17298			
	0.97158	1.21604	1.32975				1.14147	11.178	<-
10 N-Nitrosodimethylamine	+++++	0.66020	0.63355	0.66262	0.66280	0.65150			
	0.65685	0.68547	0.69947				0.66406	3.050	<-
11 Ethyl methacrylate	+++++	0.97322	0.94220	0.96191	1.00625	0.99315			
	0.99267	1.00982	1.13471				1.00174	5.829	<-
12 3-Chloropropionitrile	+++++	0.77318	0.72958	0.74129	0.73954	0.74992			
	0.75531	0.78339	0.79433				0.75832	3.030	<-
13 Malononitrile	+++++	1.54801	1.45863	1.47392	1.48613	1.48616			
	1.48016	1.47964	1.45430				1.48337	1.935	<-

TestAmerica North Canton

INITIAL CALIBRATION DATA

Start Cal Date : 05-MAR-2010 10:22
End Cal Date : 05-MAR-2010 12:55
Quant Method : ISTD
Origin : Disabled
Target Version : 4.14
Integrator : HP RTE
Method file : \\cansvr11\dd\chem\MSS\a4hp7.i\00305a.b\8270C-625.m
Last Edit : 05-Mar-2010 13:07 gruberj
Curve Type : Average

Compound	0.05000 Level 1	0.25000 Level 2	0.50000 Level 3	1.000 Level 4	2.500 Level 5	5.000 Level 6	RRF	% RSD	
	7.500 Level 7	10.000 Level 8	12.500 Level 9						
14 2-Picoline	+++++	+++++	+++++	+++++	+++++	+++++			
	+++++	+++++	+++++				+++++	+++++	<-
15 N-Nitrosomethylethylamine	+++++	+++++	+++++	+++++	+++++	+++++			
	+++++	+++++	+++++				+++++	+++++	<-
16 Methyl methanesulfonate	+++++	+++++	+++++	+++++	+++++	+++++			
	+++++	+++++	+++++				+++++	+++++	<-
18 1,3-Dichloro-2-propanol	+++++	+++++	+++++	+++++	+++++	+++++			
	+++++	+++++	+++++				+++++	+++++	<-
19 N-Nitrosodiethylamine	+++++	+++++	+++++	+++++	+++++	+++++			
	+++++	+++++	+++++				+++++	+++++	<-
21 Aniline	+++++	1.94245	1.88014	1.89054	1.94389	1.87695			
	1.87993	2.10123	1.95114				1.93328	3.880	<-
22 Phenol	+++++	1.56699	1.54532	1.53168	1.58008	1.56296			
	1.57282	1.67618	1.63791				1.58424	3.066	<-
23 bis(2-Chloroethyl)ether	1.24010	1.26982	1.21821	1.24993	1.30301	1.40957			
	1.44123	1.39427	1.40428				1.32560	6.507	
24 2-Chlorophenol	+++++	1.25134	1.25644	1.25107	1.28187	1.26637			
	1.27687	1.36720	1.33128				1.28531	3.277	<-
25 Pentachloroethane	+++++	+++++	+++++	+++++	+++++	+++++			
	+++++	+++++	+++++				+++++	+++++	<-
26 1,3-Dichlorobenzene	+++++	1.33519	1.25592	1.28748	1.29670	1.26330			
	1.27851	1.38567	1.36865				1.30893	3.717	<-

TestAmerica North Canton

INITIAL CALIBRATION DATA

Start Cal Date : 05-MAR-2010 10:22
End Cal Date : 05-MAR-2010 12:55
Quant Method : ISTD
Origin : Disabled
Target Version : 4.14
Integrator : HP RTE
Method file : \\cansvr11\dd\chem\MSS\a4hp7.i\00305a.b\8270C-625.m
Last Edit : 05-Mar-2010 13:07 gruberj
Curve Type : Average

Compound	0.05000 Level 1	0.25000 Level 2	0.50000 Level 3	1.000 Level 4	2.500 Level 5	5.000 Level 6	RRF	% RSD	
	7.500 Level 7	10.000 Level 8	12.500 Level 9						
27 1,4-Dichlorobenzene	+++++	1.29724	1.25763	1.26877	1.27934	1.25084			
	1.26286	1.37970	1.35538				1.29397	3.710	<-
28 1,2-Dichlorobenzene	+++++	1.23017	1.22482	1.23237	1.24772	1.20894			
	1.23197	1.32910	1.29574				1.25010	3.271	<-
29 Benzyl Alcohol	+++++	0.85190	0.81120	0.82454	0.82959	0.84085			
	0.85188	0.89708	0.84503				0.84401	3.042	<-
30 2-Methylphenol	+++++	1.16087	1.11498	1.13617	1.13695	1.15281			
	1.17362	1.26537	1.18211				1.16536	3.936	<-
31 bis(2-Chloroisopropyl)ether	+++++	1.88459	1.81903	1.83144	1.82974	1.89193			
	1.88301	1.95101	1.89239				1.87289	2.350	<-
32 N-Nitroso-di-n-propylamine	+++++	0.88437	0.87195	0.87120	0.89734	0.91624			
	0.93350	0.96885	0.90112				0.90557	3.673	<-
M 195 Cresols, total	+++++	2.36091	2.27385	2.31250	2.35585	2.37946			
	2.41816	2.57433	2.41926				2.38679	3.786	<-
192 4-Methylphenol	+++++	1.20004	1.15886	1.17633	1.21890	1.22666			
	1.24454	1.30896	1.23715				1.22143	3.775	<-
193 3-Methylphenol	+++++	+++++	+++++	+++++	+++++	+++++			
	+++++	+++++	+++++				+++++	+++++	<-
34 Hexachloroethane	+++++	0.46417	0.46995	0.46791	0.47538	0.47236			
	0.47834	0.52163	0.51950				0.48366	4.796	<-
35 Nitrobenzene	0.29207	0.29756	0.29229	0.28565	0.30000	0.28726			
	0.29282	0.31915	0.31958				0.29849	4.234	

TestAmerica North Canton

INITIAL CALIBRATION DATA

Start Cal Date : 05-MAR-2010 10:22
End Cal Date : 05-MAR-2010 12:55
Quant Method : ISTD
Origin : Disabled
Target Version : 4.14
Integrator : HP RTE
Method file : \\cansvr11\dd\chem\MSS\a4hp7.i\00305a.b\8270C-625.m
Last Edit : 05-Mar-2010 13:07 gruberj
Curve Type : Average

Compound	0.05000 Level 1	0.25000 Level 2	0.50000 Level 3	1.000 Level 4	2.500 Level 5	5.000 Level 6	RRF	% RSD	
	7.500 Level 7	10.000 Level 8	12.500 Level 9						
36 N-Nitrosopyrrolidine	+++++	+++++	+++++	+++++	+++++	+++++			
	+++++	+++++	+++++				+++++	+++++	<-
37 Acetophenone	+++++	1.66812	1.65299	1.64194	1.67063	1.70188			
	1.72434	1.80360	1.69455				1.69476	3.041	<-
39 o-Toluidine	+++++	+++++	+++++	+++++	+++++	+++++			
	+++++	+++++	+++++				+++++	+++++	<-
40 N-Nitrosopiperidine	+++++	+++++	+++++	+++++	+++++	+++++			
	+++++	+++++	+++++				+++++	+++++	<-
41 Isophorone	+++++	0.59371	0.58550	0.57442	0.58571	0.59403			
	0.59579	0.63371	0.61595				0.59735	3.161	<-
42 2-Nitrophenol	+++++	0.14243	0.14590	0.15072	0.16081	0.16009			
	0.16464	0.18113	0.17249				0.15978	8.256	<-
43 2,4-Dimethylphenol	+++++	0.29260	0.28443	0.28845	0.29682	0.29163			
	0.29473	0.32198	0.31653				0.29840	4.522	<-
44 bis(2-Chloroethoxy)methane	+++++	0.34112	0.34292	0.33681	0.34162	0.34308			
	0.34429	0.36748	0.36380				0.34764	3.271	<-
45 O,O,O-Triethyl phosphorothioa	+++++	+++++	+++++	+++++	+++++	+++++			
	+++++	+++++	+++++				+++++	+++++	<-
46 2,4-Toluenediamene	+++++	0.20405	0.19516	0.19193	0.19187	0.17210			
	0.15786	0.15727	0.18979				0.18250	9.728	<-
47 1,3,5-Trichlorobenzene	+++++	0.25529	0.25623	0.25183	0.25704	0.24328			
	0.24703	0.27247	0.27310				0.25703	4.202	<-

TestAmerica North Canton

INITIAL CALIBRATION DATA

Start Cal Date : 05-MAR-2010 10:22
End Cal Date : 05-MAR-2010 12:55
Quant Method : ISTD
Origin : Disabled
Target Version : 4.14
Integrator : HP RTE
Method file : \\cansvr11\dd\chem\MSS\a4hp7.i\00305a.b\8270C-625.m
Last Edit : 05-Mar-2010 13:07 gruberj
Curve Type : Average

Compound	0.05000 Level 1	0.25000 Level 2	0.50000 Level 3	1.000 Level 4	2.500 Level 5	5.000 Level 6	RRF	% RSD	
	7.500 Level 7	10.000 Level 8	12.500 Level 9						
48 2,4-Dichlorophenol	+++++	0.22693	0.21977	0.22394	0.23346	0.22903			
	0.23211	0.25331	0.24794				0.23331	4.982	<-
49 Benzoic Acid	+++++	+++++	0.14369	0.17140	0.18582	0.20727			
	0.22609	0.25178	0.24766				0.20482	19.644	<-
50 1,2,4-Trichlorobenzene	+++++	0.25884	0.24972	0.24443	0.25459	0.24439			
	0.24541	0.27070	0.26717				0.25441	4.071	<-
51 Naphthalene	0.95460	0.92404	0.92285	0.89882	0.91735	0.89074			
	0.89808	0.95746	0.95893				0.92476	2.893	
52 4-Chloroaniline	+++++	0.40607	0.40201	0.40791	0.38420	0.37409			
	0.38271	0.42875	0.40617				0.39899	4.422	<-
53 a,a-Dimethyl-phenethylamine	+++++	+++++	+++++	+++++	+++++	+++++			
	+++++	+++++	+++++				+++++	+++++	<-
54 2,6-Dichlorophenol	+++++	+++++	+++++	+++++	+++++	+++++			
	+++++	+++++	+++++				+++++	+++++	<-
55 Hexachloropropene	+++++	+++++	+++++	+++++	+++++	+++++			
	+++++	+++++	+++++				+++++	+++++	<-
56 Hexachlorobutadiene	0.14173	0.12930	0.12648	0.12644	0.13035	0.12654			
	0.12943	0.14340	0.14003				0.13263	5.287	
57 1,2,3-Trichlorobenzene	+++++	0.24745	0.23522	0.23150	0.23953	0.23115			
	0.23425	0.25357	0.25019				0.24036	3.685	<-
58 N-Nitrosodi-n-butylamine	+++++	+++++	+++++	+++++	+++++	+++++			
	+++++	+++++	+++++				+++++	+++++	<-

TestAmerica North Canton

INITIAL CALIBRATION DATA

Start Cal Date : 05-MAR-2010 10:22
End Cal Date : 05-MAR-2010 12:55
Quant Method : ISTD
Origin : Disabled
Target Version : 4.14
Integrator : HP RTE
Method file : \\cansvr11\dd\chem\MSS\a4hp7.i\00305a.b\8270C-625.m
Last Edit : 05-Mar-2010 13:07 gruberj
Curve Type : Average

Compound	0.05000 Level 1	0.25000 Level 2	0.50000 Level 3	1.000 Level 4	2.500 Level 5	5.000 Level 6	RRF	% RSD	
	7.500 Level 7	10.000 Level 8	12.500 Level 9						
59 4-Chloro-3-Methylphenol	+++++	0.24246	0.25195	0.24816	0.25710	0.26750			
	0.26886	0.28775	0.27812				0.26274	5.921	<-
60 p-Phenylene diamine	+++++	+++++	+++++	+++++	+++++	+++++			
	+++++	+++++	+++++				+++++	+++++	<-
61 Safrole	+++++	+++++	+++++	+++++	+++++	+++++			
	+++++	+++++	+++++				+++++	+++++	<-
62 2-Methylnaphthalene	0.49989	0.48640	0.48951	0.48503	0.49995	0.50037			
	0.50733	0.53710	0.52541				0.50344	3.503	
63 1-Methylnaphthalene	0.57805	0.57812	0.56339	0.55645	0.57068	0.57140			
	0.57727	0.61179	0.60294				0.57890	3.073	
64 Hexachlorocyclopentadiene	+++++	0.16649	0.18098	0.21080	0.23854	0.23051			
	0.24315	0.27622	0.26079				0.22594	16.732	<-
65 1,2,4,5-Tetrachlorobenzene	+++++	+++++	+++++	+++++	+++++	+++++			
	+++++	+++++	+++++				+++++	+++++	<-
66 2,4,6-Trichlorophenol	+++++	0.27793	0.28864	0.29043	0.30080	0.28986			
	0.29249	0.32610	0.31704				0.29791	5.390	<-
67 2,4,5-Trichlorophenol	+++++	0.31152	0.30773	0.31524	0.32192	0.30755			
	0.31426	0.34727	0.33441				0.31999	4.401	<-
68 1,2,3,5-Tetrachlorobenzene	+++++	0.44919	0.45659	0.44627	0.46538	0.42943			
	0.43493	0.48179	0.48150				0.45563	4.305	<-
69 1,4-Dinitrobenzene	+++++	+++++	+++++	+++++	+++++	+++++			
	+++++	+++++	+++++				+++++	+++++	<-

TestAmerica North Canton

INITIAL CALIBRATION DATA

Start Cal Date : 05-MAR-2010 10:22
End Cal Date : 05-MAR-2010 12:55
Quant Method : ISTD
Origin : Disabled
Target Version : 4.14
Integrator : HP RTE
Method file : \\cansvr11\dd\chem\MSS\a4hp7.i\00305a.b\8270C-625.m
Last Edit : 05-Mar-2010 13:07 gruberj
Curve Type : Average

Compound	0.05000 Level 1	0.25000 Level 2	0.50000 Level 3	1.000 Level 4	2.500 Level 5	5.000 Level 6	7.500 Level 7	10.000 Level 8	12.500 Level 9	___ RRF	% RSD	
70 2-Chloronaphthalene	1.08110	1.01602	0.99087	0.98493	1.00916	0.96827	0.96182	1.05987	1.04692	1.01322	4.115	
71 Isosafrole 1	+++++	+++++	+++++	+++++	+++++	+++++	+++++	+++++	+++++	+++++	+++++	<-
M 188 Isosafrole, Total	+++++	+++++	+++++	+++++	+++++	+++++	+++++	+++++	+++++	+++++	+++++	<-
72 Isosafrole 2	+++++	+++++	+++++	+++++	+++++	+++++	+++++	+++++	+++++	+++++	+++++	<-
73 2-Nitroaniline	+++++	0.27128	0.27546	0.28712	0.29662	0.30142	0.30006	0.32751	0.31945	0.29737	6.587	<-
74 1,2,3,4-Tetrachlorobenzene	+++++	0.42529	0.42713	0.41578	0.42295	0.40320	0.39734	0.44208	0.43656	0.42129	3.643	<-
75 1,4-Naphthoquinone	+++++	+++++	+++++	+++++	+++++	+++++	+++++	+++++	+++++	+++++	+++++	<-
76 Dimethylphthalate	+++++	1.15264	1.14730	1.12961	1.14424	1.16582	1.14896	1.22355	1.20700	1.16489	2.828	<-
77 m-Dinitrobenzene	+++++	+++++	+++++	+++++	+++++	+++++	+++++	+++++	+++++	+++++	+++++	<-
78 2,6-Dinitrotoluene	+++++	0.22072	0.23623	0.24307	0.26142	0.27026	0.26971	0.29573	0.28209	0.25990	9.602	<-
79 Acenaphthylene	1.66676	1.62725	1.63143	1.63314	1.66582	1.62676	1.61501	1.78131	1.73550	1.66478	3.426	

TestAmerica North Canton

INITIAL CALIBRATION DATA

Start Cal Date : 05-MAR-2010 10:22
End Cal Date : 05-MAR-2010 12:55
Quant Method : ISTD
Origin : Disabled
Target Version : 4.14
Integrator : HP RTE
Method file : \\cansvr11\dd\chem\MSS\a4hp7.i\00305a.b\8270C-625.m
Last Edit : 05-Mar-2010 13:07 gruberj
Curve Type : Average

Compound	0.05000 Level 1	0.25000 Level 2	0.50000 Level 3	1.000 Level 4	2.500 Level 5	5.000 Level 6	RRF	% RSD	
	7.500 Level 7	10.000 Level 8	12.500 Level 9						
80 1,2-Dinitrobenzene	+++++	0.11153	0.11154	0.11773	0.13143	0.13711			
	0.13855	0.14671	0.14110				0.12946	10.761	<-
81 3-Nitroaniline	+++++	0.25775	0.27621	0.28229	0.28995	0.29488			
	0.29183	0.32171	0.31093				0.29070	6.827	<-
82 Acenaphthene	1.12851	1.06133	1.04897	1.04500	1.06800	1.03569			
	1.02653	1.11431	1.10799				1.07070	3.469	
83 2,4-Dinitrophenol	+++++	+++++	0.08579	0.12182	0.15551	0.18813			
	0.20233	0.20830	0.19240				0.16490	27.991	<-
84 Pentachlorobenzene	+++++	+++++	+++++	+++++	+++++	+++++			
	+++++	+++++	+++++				+++++	+++++	<-
85 4-Nitrophenol	+++++	+++++	0.11387	0.13208	0.13622	0.14721			
	0.14796	0.15797	0.15239				0.14110	10.603	<-
86 Dibenzofuran	1.46495	1.44171	1.41588	1.40201	1.41802	1.40997			
	1.39295	1.51504	1.48477				1.43837	2.894	
87 2,4-Dinitrotoluene	+++++	0.29217	0.31665	0.33408	0.35677	0.37930			
	0.37623	0.40188	0.38567				0.35534	10.656	<-
88 2,3,4,6-Tetrachlorophenol	+++++	+++++	+++++	+++++	+++++	+++++			
	+++++	+++++	+++++				+++++	+++++	<-
89 1-Naphthylamine	+++++	+++++	+++++	+++++	+++++	+++++			
	+++++	+++++	+++++				+++++	+++++	<-
90 Zinophos	+++++	+++++	+++++	+++++	+++++	+++++			
	+++++	+++++	+++++				+++++	+++++	<-

TestAmerica North Canton

INITIAL CALIBRATION DATA

Start Cal Date : 05-MAR-2010 10:22
End Cal Date : 05-MAR-2010 12:55
Quant Method : ISTD
Origin : Disabled
Target Version : 4.14
Integrator : HP RTE
Method file : \\cansvr11\dd\chem\MSS\a4hp7.i\00305a.b\8270C-625.m
Last Edit : 05-Mar-2010 13:07 gruberj
Curve Type : Average

Compound	0.05000 Level 1	0.25000 Level 2	0.50000 Level 3	1.000 Level 4	2.500 Level 5	5.000 Level 6	RRF	% RSD	
	7.500 Level 7	10.000 Level 8	12.500 Level 9						
91 2,3,5,6-Tetrachlorophenol	+++++	0.22879	0.23803	0.25122	0.26962	0.28070			
	0.28148	0.30766	0.29441				0.26899	10.254	<-
92 2-Naphthylamine	+++++	+++++	+++++	+++++	+++++	+++++			
	+++++	+++++	+++++				+++++	+++++	<-
93 Diethylphthalate	+++++	1.17589	1.16237	1.14748	1.15752	1.22740			
	1.20950	1.24376	1.22760				1.19394	3.131	<-
94 Fluorene	1.23490	1.20257	1.19559	1.18829	1.20068	1.22519			
	1.20183	1.28464	1.26673				1.22227	2.770	
95 4-Chlorophenyl-phenylether	+++++	0.53392	0.51282	0.53380	0.53543	0.54674			
	0.54305	0.58234	0.56727				0.54442	3.970	<-
96 4-Nitroaniline	+++++	0.26713	0.25751	0.29225	0.30272	0.32272			
	0.31745	0.34467	0.33445				0.30486	10.199	<-
97 5-Nitro-o-toluidine	+++++	+++++	+++++	+++++	+++++	+++++			
	+++++	+++++	+++++				+++++	+++++	<-
98 4,6-Dinitro-2-methylphenol	+++++	+++++	0.06937	0.09166	0.11282	0.12612			
	0.13346	0.14817	0.13393				0.11651	23.609	<-
99 N-Nitrosodiphenylamine	+++++	0.52200	0.51562	0.51809	0.54146	0.52785			
	0.52967	0.57594	0.55914				0.53622	3.987	<-
100 1,2-Diphenylhydrazine	+++++	0.71448	0.70460	0.72882	0.73582	0.71045			
	0.71435	0.77385	0.77526				0.73220	3.822	<-
101 Diphenylamine	+++++	0.52200	0.51562	0.51809	0.54146	0.52785			
	0.52967	0.57594	0.55914				0.53622	3.987	<-

TestAmerica North Canton

INITIAL CALIBRATION DATA

Start Cal Date : 05-MAR-2010 10:22
End Cal Date : 05-MAR-2010 12:55
Quant Method : ISTD
Origin : Disabled
Target Version : 4.14
Integrator : HP RTE
Method file : \\cansvr11\dd\chem\MSS\a4hp7.i\00305a.b\8270C-625.m
Last Edit : 05-Mar-2010 13:07 gruberj
Curve Type : Average

Compound	0.05000 Level 1	0.25000 Level 2	0.50000 Level 3	1.000 Level 4	2.500 Level 5	5.000 Level 6	RRF	% RSD	
	7.500 Level 7	10.000 Level 8	12.500 Level 9						
102 Tetraethyl dithiopyrophosphat	*****	*****	*****	*****	*****	*****			
	*****	*****	*****				*****	*****	<-
103 Diallate 1	*****	*****	*****	*****	*****	*****			
	*****	*****	*****				*****	*****	<-
M 189 Diallate, Total	*****	*****	*****	*****	*****	*****			
	*****	*****	*****				*****	*****	<-
104 Phorate	*****	*****	*****	*****	*****	*****			
	*****	*****	*****				*****	*****	<-
105 1,3,5-Trinitrobenzene	*****	*****	*****	*****	*****	*****			
	*****	*****	*****				*****	*****	<-
106 4-Bromophenyl-phenylether	*****	0.18262	0.18582	0.18735	0.19232	0.18650			
	0.19234	0.21130	0.20143				0.19246	4.961	<-
107 Hexachlorobenzene	0.20176	0.17858	0.18188	0.18437	0.18672	0.18519			
	0.18553	0.20207	0.19700				0.18923	4.613	
108 Phenacetin	*****	*****	*****	*****	*****	*****			
	*****	*****	*****				*****	*****	<-
109 Diallate 2	*****	*****	*****	*****	*****	*****			
	*****	*****	*****				*****	*****	<-
110 Dimethoate	*****	*****	*****	*****	*****	*****			
	*****	*****	*****				*****	*****	<-
111 Pentachlorophenol	0.06532	0.09823	0.10848	0.12409	0.13163	0.13168			
	0.14119	0.15018	0.14242				0.12147	22.028	<-

TestAmerica North Canton

INITIAL CALIBRATION DATA

Start Cal Date : 05-MAR-2010 10:22
End Cal Date : 05-MAR-2010 12:55
Quant Method : ISTD
Origin : Disabled
Target Version : 4.14
Integrator : HP RTE
Method file : \\cansvr11\dd\chem\MSS\a4hp7.i\00305a.b\8270C-625.m
Last Edit : 05-Mar-2010 13:07 gruberj
Curve Type : Average

Compound	0.05000 Level 1	0.25000 Level 2	0.50000 Level 3	1.000 Level 4	2.500 Level 5	5.000 Level 6	RRF	% RSD	
	7.500 Level 7	10.000 Level 8	12.500 Level 9						
112 Pentachloronitrobenzene	+++++	+++++	+++++	+++++	+++++	+++++			
	+++++	+++++	+++++				+++++	+++++	<-
113 4-Aminobiphenyl	+++++	+++++	+++++	+++++	+++++	+++++			
	+++++	+++++	+++++				+++++	+++++	<-
114 Pronamide	+++++	+++++	+++++	+++++	+++++	+++++			
	+++++	+++++	+++++				+++++	+++++	<-
115 Phenanthrene	1.13303	1.06751	1.05461	1.06766	1.07161	1.06161			
	1.06297	1.13183	1.12736				1.08647	3.090	
116 Anthracene	1.12270	1.07200	1.04704	1.06697	1.09378	1.07542			
	1.08046	1.14921	1.14164				1.09436	3.245	
117 Dinoseb	+++++	+++++	+++++	+++++	+++++	+++++			
	+++++	+++++	+++++				+++++	+++++	<-
118 Disulfoton	+++++	+++++	+++++	+++++	+++++	+++++			
	+++++	+++++	+++++				+++++	+++++	<-
119 Carbazole	+++++	0.99841	0.96679	0.99509	1.02434	1.01490			
	1.02215	1.08690	1.06191				1.02131	3.735	<-
120 Di-n-Butylphthalate	+++++	1.21960	1.19078	1.20765	1.24532	1.28930			
	1.28290	1.16850	1.31216				1.23953	4.148	<-
121 4-Nitroquinoline 1-oxide	+++++	+++++	+++++	+++++	+++++	+++++			
	+++++	+++++	+++++				+++++	+++++	<-
122 Methapyrilene	+++++	+++++	+++++	+++++	+++++	+++++			
	+++++	+++++	+++++				+++++	+++++	<-

TestAmerica North Canton

INITIAL CALIBRATION DATA

Start Cal Date : 05-MAR-2010 10:22
End Cal Date : 05-MAR-2010 12:55
Quant Method : ISTD
Origin : Disabled
Target Version : 4.14
Integrator : HP RTE
Method file : \\cansvr11\dd\chem\MSS\a4hp7.i\00305a.b\8270C-625.m
Last Edit : 05-Mar-2010 13:07 gruberj
Curve Type : Average

Compound	0.05000 Level 1	0.25000 Level 2	0.50000 Level 3	1.000 Level 4	2.500 Level 5	5.000 Level 6	RRF	% RSD	
	7.500 Level 7	10.000 Level 8	12.500 Level 9						
123 Fluoranthene	1.10885	1.09286	1.06815	1.07806	1.09953	1.11523			
	1.12461	1.17457	1.15829				1.11335	3.146	
124 Benzidine	+++++	0.47014	0.52087	0.56880	0.61050	0.57541			
	0.55385	0.62434	0.62556				0.56868	9.480	<-
125 Pyrene	1.05391	1.05007	1.01531	1.00324	1.03311	0.98178			
	0.98555	1.06746	1.08924				1.03108	3.616	
126 Aramite 1	+++++	+++++	+++++	+++++	+++++	+++++			
	+++++	+++++	+++++				+++++	+++++	<-
M 191 Aramite, Total	+++++	+++++	+++++	+++++	+++++	+++++			
	+++++	+++++	+++++				+++++	+++++	<-
127 Aramite 2	+++++	+++++	+++++	+++++	+++++	+++++			
	+++++	+++++	+++++				+++++	+++++	<-
128 p-Dimethylamino azobenzene	+++++	+++++	+++++	+++++	+++++	+++++			
	+++++	+++++	+++++				+++++	+++++	<-
129 p-Chlorobenzilate	+++++	+++++	+++++	+++++	+++++	+++++			
	+++++	+++++	+++++				+++++	+++++	<-
130 Famphur	+++++	+++++	+++++	+++++	+++++	+++++			
	+++++	+++++	+++++				+++++	+++++	<-
131 Butylbenzylphthalate	+++++	0.47886	0.47048	0.45750	0.48352	0.47451			
	0.48037	0.50313	0.50845				0.48210	3.462	<-
132 3,3'-Dimethylbenzidine	+++++	+++++	+++++	+++++	+++++	+++++			
	+++++	+++++	+++++				+++++	+++++	<-

TestAmerica North Canton

INITIAL CALIBRATION DATA

Start Cal Date : 05-MAR-2010 10:22
End Cal Date : 05-MAR-2010 12:55
Quant Method : ISTD
Origin : Disabled
Target Version : 4.14
Integrator : HP RTE
Method file : \\cansvr11\dd\chem\MSS\a4hp7.i\00305a.b\8270C-625.m
Last Edit : 05-Mar-2010 13:07 gruberj
Curve Type : Average

Compound	0.05000 Level 1	0.25000 Level 2	0.50000 Level 3	1.000 Level 4	2.500 Level 5	5.000 Level 6	RRF	% RSD	
	7.500 Level 7	10.000 Level 8	12.500 Level 9						
133 3,3'-Dimethoxybenzidine	+++++	0.18921	0.20480	0.21573	0.21966	0.20025			
	0.19247	0.22206	0.22680				0.20887	6.783	<-
134 2-Acetylaminofluorene	+++++	+++++	+++++	+++++	+++++	+++++			
	+++++	+++++	+++++				+++++	+++++	<-
135 3,3'-Dichlorobenzidine	+++++	0.33459	0.34683	0.34763	0.36337	0.35325			
	0.35498	0.39570	0.38687				0.36040	5.792	<-
136 Benzo(a)Anthracene	1.12630	0.98527	0.94961	0.93558	0.98272	0.94186			
	0.94263	1.02358	1.02150				0.98989	6.179	
137 Chrysene	0.95064	0.95582	0.92288	0.91053	0.93174	0.89054			
	0.88432	0.99112	0.96920				0.93409	3.840	
138 4,4'-Methylene bis(o-chloroan	+++++	0.18199	0.17674	0.17694	0.18839	0.18432			
	0.19016	0.20895	0.20352				0.18888	6.255	<-
139 bis(2-ethylhexyl)Phthalate	+++++	0.67859	0.66622	0.65620	0.68425	0.68214			
	0.68592	0.71948	0.72370				0.68706	3.429	<-
140 Di-n-octylphthalate	+++++	1.14532	1.17231	1.19497	1.24659	1.28311			
	1.29335	1.29995	1.40122				1.25460	6.614	<-
141 Benzo(b)fluoranthene	1.06285	0.95330	0.96797	1.01732	1.02199	1.00479			
	1.01751	1.08484	1.12130				1.02799	5.231	
142 Benzo(k)fluoranthene	1.06195	1.05170	1.07532	1.00274	1.06521	1.09249			
	1.09588	1.20376	1.19550				1.09384	6.019	
143 7,12-dimethylbenz[a]anthracen	+++++	+++++	+++++	+++++	+++++	+++++			
	+++++	+++++	+++++				+++++	+++++	<-

TestAmerica North Canton

INITIAL CALIBRATION DATA

Start Cal Date : 05-MAR-2010 10:22
End Cal Date : 05-MAR-2010 12:55
Quant Method : ISTD
Origin : Disabled
Target Version : 4.14
Integrator : HP RTE
Method file : \\cansvr11\dd\chem\MSS\a4hp7.i\00305a.b\8270C-625.m
Last Edit : 05-Mar-2010 13:07 gruberj
Curve Type : Average

Compound	0.05000 Level 1	0.25000 Level 2	0.50000 Level 3	1.000 Level 4	2.500 Level 5	5.000 Level 6	RRF	% RSD	
	7.500 Level 7	10.000 Level 8	12.500 Level 9						
144 Hexachlorophene	+++++	+++++	+++++	+++++	+++++	+++++			
	+++++	+++++	+++++				+++++	+++++	<-
145 Hexachlorophene product	+++++	+++++	+++++	+++++	+++++	+++++			
	+++++	+++++	+++++				+++++	+++++	<-
146 Benzo(a)pyrene	0.98118	0.93766	0.94798	0.94134	0.97675	0.96355			
	0.97419	1.07388	1.08515				0.98685	5.559	
148 3-Methylcholanthrene	+++++	+++++	+++++	+++++	+++++	+++++			
	+++++	+++++	+++++				+++++	+++++	<-
149 Indeno(1,2,3-cd)pyrene	1.02582	1.04320	1.05034	1.06878	1.11431	1.08146			
	1.09715	1.22534	1.21910				1.10283	6.613	
150 Dibenz(a,h)anthracene	0.86447	0.83511	0.89974	0.90078	0.93343	0.91479			
	0.92446	1.04578	1.03681				0.92837	7.629	
151 Benzo(g,h,i)perylene	0.90015	0.87110	0.87669	0.88729	0.91695	0.90020			
	0.91567	1.00502	1.00910				0.92024	5.609	
230 2-Chloroacetophenone	+++++	+++++	+++++	+++++	+++++	+++++			
	+++++	+++++	+++++				+++++	+++++	<-
199 3-Picoline	+++++	+++++	+++++	+++++	+++++	+++++			
	+++++	+++++	+++++				+++++	+++++	<-
200 N,N-Dimethylacetamide	+++++	+++++	+++++	+++++	+++++	+++++			
	+++++	+++++	+++++				+++++	+++++	<-
201 Quinoline	+++++	+++++	+++++	+++++	+++++	+++++			
	+++++	+++++	+++++				+++++	+++++	<-

TestAmerica North Canton

INITIAL CALIBRATION DATA

Start Cal Date : 05-MAR-2010 10:22
End Cal Date : 05-MAR-2010 12:55
Quant Method : ISTD
Origin : Disabled
Target Version : 4.14
Integrator : HP RTE
Method file : \\cansvr11\dd\chem\MSS\a4hp7.i\00305a.b\8270C-625.m
Last Edit : 05-Mar-2010 13:07 gruberj
Curve Type : Average

Compound	0.05000 Level 1	0.25000 Level 2	0.50000 Level 3	1.000 Level 4	2.500 Level 5	5.000 Level 6	RRF	% RSD	
	7.500 Level 7	10.000 Level 8	12.500 Level 9						
202 Diphenyl	+++++	+++++	+++++	+++++	+++++	+++++			
	+++++	+++++	+++++				+++++	+++++	<-
203 Diphenyl ether	+++++	+++++	+++++	+++++	+++++	+++++			
	+++++	+++++	+++++				+++++	+++++	<-
204 6-Methylchrysene	+++++	+++++	+++++	+++++	+++++	+++++			
	+++++	+++++	+++++				+++++	+++++	<-
205 Benzenethiol	+++++	+++++	+++++	+++++	+++++	+++++			
	+++++	+++++	+++++				+++++	+++++	<-
207 Indene	+++++	+++++	+++++	+++++	+++++	+++++			
	+++++	+++++	+++++				+++++	+++++	<-
208 Dibenz(a,j)acridine	+++++	+++++	+++++	+++++	+++++	+++++			
	+++++	+++++	+++++				+++++	+++++	<-
214 Dibenz(a,h)acridine	+++++	+++++	+++++	+++++	+++++	+++++			
	+++++	+++++	+++++				+++++	+++++	<-
209 Benzaldehyde	+++++	0.84642	0.85876	0.87223	0.85891	0.79243			
	0.73464	0.65262	+++++				0.80229	10.216	<-
210 Caprolactam	+++++	0.09531	0.09563	0.10143	0.10269	0.11156			
	0.11161	0.11590	0.11218				0.10579	7.595	<-
211 1,1'-Biphenyl	+++++	1.36613	1.35128	1.33582	1.37750	1.30829			
	1.30127	1.43918	1.43268				1.36402	3.774	<-
212 Atrazine	+++++	0.12681	0.12669	0.13304	0.13538	0.13646			
	0.13419	0.13563	0.14010				0.13354	3.492	<-

TestAmerica North Canton

INITIAL CALIBRATION DATA

Start Cal Date : 05-MAR-2010 10:22
End Cal Date : 05-MAR-2010 12:55
Quant Method : ISTD
Origin : Disabled
Target Version : 4.14
Integrator : HP RTE
Method file : \\cansvr11\dd\chem\MSS\a4hp7.i\00305a.b\8270C-625.m
Last Edit : 05-Mar-2010 13:07 gruberj
Curve Type : Average

Compound	0.05000 Level 1	0.25000 Level 2	0.50000 Level 3	1.000 Level 4	2.500 Level 5	5.000 Level 6	7.500 Level 7	10.000 Level 8	12.500 Level 9	___ RRF	% RSD	
220 Diphenyl Thiourea	+++++	+++++	+++++	+++++	+++++	+++++	+++++	+++++	+++++	+++++	+++++	<-
216 1,3-Diethyl-2-Thiourea	+++++	+++++	+++++	+++++	+++++	+++++	+++++	+++++	+++++	+++++	+++++	<-
218 1,1,3,3-Tetramethyl-2-Thioure	+++++	+++++	+++++	+++++	+++++	+++++	+++++	+++++	+++++	+++++	+++++	<-
217 1,3-Dibutyl-2-Thiourea	+++++	+++++	+++++	+++++	+++++	+++++	+++++	+++++	+++++	+++++	+++++	<-
215 bis(2-Chloroethoxy) ethane	+++++	+++++	+++++	+++++	+++++	+++++	+++++	+++++	+++++	+++++	+++++	<-
221 Hexabromobenzene	+++++	+++++	+++++	+++++	+++++	+++++	+++++	+++++	+++++	+++++	+++++	<-
219 o-Benzyl Phenol	+++++	+++++	+++++	+++++	+++++	+++++	+++++	+++++	+++++	+++++	+++++	<-
223 1,2-bis(2-chloroethoxy)ethane	+++++	+++++	+++++	+++++	+++++	+++++	+++++	+++++	+++++	+++++	+++++	<-
224 Benzothiazole	+++++	+++++	+++++	+++++	+++++	+++++	+++++	+++++	+++++	+++++	+++++	<-
225 1,3-Dimethyl-2-Thiourea	+++++	+++++	+++++	+++++	+++++	+++++	+++++	+++++	+++++	+++++	+++++	<-
226 Methyl parathion	+++++	+++++	+++++	+++++	+++++	+++++	+++++	+++++	+++++	+++++	+++++	<-

TestAmerica North Canton

INITIAL CALIBRATION DATA

Start Cal Date : 05-MAR-2010 10:22
End Cal Date : 05-MAR-2010 12:55
Quant Method : ISTD
Origin : Disabled
Target Version : 4.14
Integrator : HP RTE
Method file : \\cansvr11\dd\chem\MSS\a4hp7.i\00305a.b\8270C-625.m
Last Edit : 05-Mar-2010 13:07 gruberj
Curve Type : Average

Compound	0.05000 Level 1	0.25000 Level 2	0.50000 Level 3	1.000 Level 4	2.500 Level 5	5.000 Level 6	RRF	% RSD	
	7.500 Level 7	10.000 Level 8	12.500 Level 9						
227 Parathion	+++++	+++++	+++++	+++++	+++++	+++++			
	+++++	+++++	+++++				+++++	+++++	<-
228 Isodrin	+++++	+++++	+++++	+++++	+++++	+++++			
	+++++	+++++	+++++				+++++	+++++	<-
229 Kepone	+++++	+++++	+++++	+++++	+++++	+++++			
	+++++	+++++	+++++				+++++	+++++	<-
231 Acrylamide	+++++	+++++	+++++	+++++	+++++	+++++			
	+++++	+++++	+++++				+++++	+++++	<-
232 2-Methylcyclohexanone	+++++	+++++	+++++	+++++	+++++	+++++			
	+++++	+++++	+++++				+++++	+++++	<-
233 3-Methylcyclohexanone	+++++	+++++	+++++	+++++	+++++	+++++			
	+++++	+++++	+++++				+++++	+++++	<-
234 4-Methylcyclohexanone	+++++	+++++	+++++	+++++	+++++	+++++			
	+++++	+++++	+++++				+++++	+++++	<-
235 Tributyl phosphate	+++++	+++++	+++++	+++++	+++++	+++++			
	+++++	+++++	+++++				+++++	+++++	<-
236 Phenyl sulfone	+++++	+++++	+++++	+++++	+++++	+++++			
	+++++	+++++	+++++				+++++	+++++	<-
237 3,4-Dichloronitrobenzene	+++++	+++++	+++++	+++++	+++++	+++++			
	+++++	+++++	+++++				+++++	+++++	<-
239 N-methyl-pyrrolidone	+++++	+++++	+++++	+++++	+++++	+++++			
	+++++	+++++	+++++				+++++	+++++	<-

TestAmerica North Canton

INITIAL CALIBRATION DATA

Start Cal Date : 05-MAR-2010 10:22
End Cal Date : 05-MAR-2010 12:55
Quant Method : ISTD
Origin : Disabled
Target Version : 4.14
Integrator : HP RTE
Method file : \\cansvr11\dd\chem\MSS\a4hp7.i\00305a.b\8270C-625.m
Last Edit : 05-Mar-2010 13:07 gruberj
Curve Type : Average

Compound	0.05000 Level 1	0.25000 Level 2	0.50000 Level 3	1.000 Level 4	2.500 Level 5	5.000 Level 6	RRF	% RSD	
	7.500 Level 7	10.000 Level 8	12.500 Level 9						
$ 154 Nitrobenzene-d5	0.29092	0.29711	0.29207	0.29046	0.30620	0.29642			
	0.30080	0.32275	0.32289				0.30218	4.210	
$ 155 2-Fluorobiphenyl	1.21669	1.14906	1.13917	1.11896	1.15616	1.10314			
	1.09429	1.21393	1.19288				1.15381	3.955	
$ 156 Terphenyl-d14	0.63506	0.62350	0.61679	0.59653	0.63280	0.60724			
	0.61384	0.66018	0.66859				0.62828	3.784	
$ 157 Phenol-d5	1.51832	1.46314	1.45119	1.43854	1.48211	1.48253			
	1.48335	1.60254	1.56364				1.49837	3.601	
$ 158 2-Fluorophenol	1.18463	1.09010	1.08704	1.12058	1.10587	1.10483			
	1.10730	1.16705	1.23967				1.13412	4.570	
$ 159 2,4,6-Tribromophenol	+++++	0.12734	0.11457	0.12386	0.13207	0.14036			
	0.14271	0.15337	0.14549				0.13497	9.473	
$ 186 2-Chlorophenol-d4	+++++	1.16374	1.16003	1.14552	1.17441	1.16874			
	1.17001	1.26388	1.22940				1.18447	3.411	<-
$ 187 1,2-Dichlorobenzene-d4	+++++	0.79402	0.78134	0.79477	0.79353	0.77904			
	0.78003	0.83923	0.83150				0.79918	2.922	

Report Date : 05-Mar-2010 13:13

TestAmerica North Canton

INITIAL CALIBRATION DATA

Start Cal Date : 05-MAR-2010 10:22
End Cal Date : 05-MAR-2010 12:55
Quant Method : ISTD
Origin : Included
Target Version : 4.14
Integrator : HP RTE
Method file : \\cansvr11\dd\chem\MSS\a4hp7.i\00305a.b\8270C-625.m
Last Edit : 05-Mar-2010 13:07 gruberj

Calibration File Names:
Level 1: \\cansvr11\dd\chem\MSS\a4hp7.i\00305a.b\7SLL0305.D
Level 2: \\cansvr11\dd\chem\MSS\a4hp7.i\00305a.b\7SL0305.D
Level 3: \\cansvr11\dd\chem\MSS\a4hp7.i\00305a.b\7SML0305.D
Level 4: \\cansvr11\dd\chem\MSS\a4hp7.i\00305a.b\7SM0305.D
Level 5: \\cansvr11\dd\chem\MSS\a4hp7.i\00305a.b\7SMM0305.D
Level 6: \\cansvr11\dd\chem\MSS\a4hp7.i\00305a.b\7SMH0305.D
Level 7: \\cansvr11\dd\chem\MSS\a4hp7.i\00305a.b\7SH0305.D
Level 8: \\cansvr11\dd\chem\MSS\a4hp7.i\00305a.b\7SHH0305.D
Level 9: \\cansvr11\dd\chem\MSS\a4hp7.i\00305a.b\7SHHH0305.D

Compound	0.0500000 Level 1	0.2500000 Level 2	0.5000000 Level 3	1.0000 Level 4	2.5000 Level 5	5.0000 Level 6	Curve	Coefficients b	m1	m2	%RSD or R^2	
	7.5000 Level 7	10.0000 Level 8	12.5000 Level 9									
198 1,4-Dioxane	+++++	0.43863	0.44685	0.45278	0.43963	0.33250						
	0.36220	0.44046	0.53186				AVRG		0.43061		14.03130	<-
7 N-Nitrosomorpholine	+++++	+++++	+++++	+++++	+++++	+++++						
	+++++	+++++	+++++				AVRG		0.000e+000		0.000e+000	<-
8 Ethyl methanesulfonate	+++++	+++++	+++++	+++++	+++++	+++++						
	+++++	+++++	+++++				AVRG		0.000e+000		0.000e+000	<-

1447

TestAmerica North Canton

INITIAL CALIBRATION DATA

Start Cal Date : 05-MAR-2010 10:22
End Cal Date : 05-MAR-2010 12:55
Quant Method : ISTD
Origin : Included
Target Version : 4.14
Integrator : HP RTE
Method file : \\cansvr11\dd\chem\MSS\a4hp7.i\00305a.b\8270C-625.m
Last Edit : 05-Mar-2010 13:07 gruberj

Compound	0.0500000 Level 1	0.2500000 Level 2	0.5000000 Level 3	1.0000 Level 4	2.5000 Level 5	5.0000 Level 6	Curve	Coefficients b	m1	m2	%RSD or R^2	
	7.5000 Level 7	10.0000 Level 8	12.5000 Level 9									
9 Pyridine	+++++	1.16096	0.94085	1.14909	1.19047	1.17298						
	0.97158	1.21604	1.32975				AVRG		1.14147		11.17760	<-
10 N-Nitrosodimethylamine	+++++	0.66020	0.63355	0.66262	0.66280	0.65150						
	0.65685	0.68547	0.69947				AVRG		0.66406		3.04972	<-
11 Ethyl methacrylate	+++++	0.97322	0.94220	0.96191	1.00625	0.99315						
	0.99267	1.00982	1.13471				AVRG		1.00174		5.82914	<-
12 3-Chloropropionitrile	+++++	0.77318	0.72958	0.74129	0.73954	0.74992						
	0.75531	0.78339	0.79433				AVRG		0.75832		3.02957	<-
13 Malononitrile	+++++	1.54801	1.45863	1.47392	1.48613	1.48616						
	1.48016	1.47964	1.45430				AVRG		1.48337		1.93455	<-
14 2-Picoline	+++++	+++++	+++++	+++++	+++++	+++++						
	+++++	+++++	+++++				AVRG		0.000e+000		0.000e+000	<-
15 N-Nitrosomethylethylamine	+++++	+++++	+++++	+++++	+++++	+++++						
	+++++	+++++	+++++				AVRG		0.000e+000		0.000e+000	<-

North Canton

TestAmerica North Canton

INITIAL CALIBRATION DATA

Start Cal Date : 05-MAR-2010 10:22
End Cal Date : 05-MAR-2010 12:55
Quant Method : ISTD
Origin : Included
Target Version : 4.14
Integrator : HP RTE
Method file : \\cansvr11\dd\chem\MSS\a4hp7.i\00305a.b\8270C-625.m
Last Edit : 05-Mar-2010 13:07 gruberj

Compound	0.0500000 Level 1	0.2500000 Level 2	0.5000000 Level 3	1.0000 Level 4	2.5000 Level 5	5.0000 Level 6	Curve	Coefficients b	m1	m2	%RSD or R^2	
	7.5000 Level 7	10.0000 Level 8	12.5000 Level 9									
16 Methyl methanesulfonate	+++++	+++++	+++++	+++++	+++++	+++++						
	+++++	+++++	+++++				AVRG		0.000e+000		0.000e+000	<-
18 1,3-Dichloro-2-propanol	+++++	+++++	+++++	+++++	+++++	+++++						
	+++++	+++++	+++++				AVRG		0.000e+000		0.000e+000	<-
19 N-Nitrosodiethylamine	+++++	+++++	+++++	+++++	+++++	+++++						
	+++++	+++++	+++++				AVRG		0.000e+000		0.000e+000	<-
21 Aniline	+++++	1.94245	1.88014	1.89054	1.94389	1.87695						
	1.87993	2.10123	1.95114				AVRG		1.93328		3.88039	<-
22 Phenol	+++++	1.56699	1.54532	1.53168	1.58008	1.56296						
	1.57282	1.67618	1.63791				AVRG		1.58424		3.06551	<-
23 bis(2-Chloroethyl)ether	1.24010	1.26982	1.21821	1.24993	1.30301	1.40957						
	1.44123	1.39427	1.40428				AVRG		1.32560		6.50673	
24 2-Chlorophenol	+++++	1.25134	1.25644	1.25107	1.28187	1.26637						
	1.27687	1.36720	1.33128				AVRG		1.28531		3.27735	<-

TestAmerica North Canton

INITIAL CALIBRATION DATA

Start Cal Date : 05-MAR-2010 10:22
End Cal Date : 05-MAR-2010 12:55
Quant Method : ISTD
Origin : Included
Target Version : 4.14
Integrator : HP RTE
Method file : \\cansvr11\dd\chem\MSS\a4hp7.i\00305a.b\8270C-625.m
Last Edit : 05-Mar-2010 13:07 gruberj

Compound	0.0500000 Level 1	0.2500000 Level 2	0.5000000 Level 3	1.0000 Level 4	2.5000 Level 5	5.0000 Level 6	Curve	Coefficients b	m1	m2	%RSD or R^2	
	7.5000 Level 7	10.0000 Level 8	12.5000 Level 9									
25 Pentachloroethane	+++++	+++++	+++++	+++++	+++++	+++++						
	+++++	+++++	+++++				AVRG		0.000e+000		0.000e+000	<-
26 1,3-Dichlorobenzene	+++++	1.33519	1.25592	1.28748	1.29670	1.26330						
	1.27851	1.38567	1.36865				AVRG		1.30893		3.71731	<-
27 1,4-Dichlorobenzene	+++++	1.29724	1.25763	1.26877	1.27934	1.25084						
	1.26286	1.37970	1.35538				AVRG		1.29397		3.70959	<-
28 1,2-Dichlorobenzene	+++++	1.23017	1.22482	1.23237	1.24772	1.20894						
	1.23197	1.32910	1.29574				AVRG		1.25010		3.27072	<-
29 Benzyl Alcohol	+++++	0.85190	0.81120	0.82454	0.82959	0.84085						
	0.85188	0.89708	0.84503				AVRG		0.84401		3.04219	<-
30 2-Methylphenol	+++++	1.16087	1.11498	1.13617	1.13695	1.15281						
	1.17362	1.26537	1.18211				AVRG		1.16536		3.93592	<-
31 bis(2-Chloroisopropyl)ether	+++++	1.88459	1.81903	1.83144	1.82974	1.89193						
	1.88301	1.95101	1.89239				AVRG		1.87289		2.35041	<-

1450

TestAmerica North Canton

INITIAL CALIBRATION DATA

Start Cal Date : 05-MAR-2010 10:22
End Cal Date : 05-MAR-2010 12:55
Quant Method : ISTD
Origin : Included
Target Version : 4.14
Integrator : HP RTE
Method file : \\cansvr11\dd\chem\MSS\a4hp7.i\00305a.b\8270C-625.m
Last Edit : 05-Mar-2010 13:07 gruberj

Compound	0.0500000 Level 1	0.2500000 Level 2	0.5000000 Level 3	1.0000 Level 4	2.5000 Level 5	5.0000 Level 6	.. Curve	Coefficients b	m1	m2	%RSD or R^2	
	7.5000 Level 7	10.0000 Level 8	12.5000 Level 9									
32 N-Nitroso-di-n-propylamine	+++++	0.88437	0.87195	0.87120	0.89734	0.91624						
	0.93350	0.96885	0.90112				AVRG		0.90557		3.67340	<-
M 195 Cresols, total	+++++	2.36091	2.27385	2.31250	2.35585	2.37946						
	2.41816	2.57433	2.41926				AVRG		2.38679		3.78618	<-
192 4-Methylphenol	+++++	1.20004	1.15886	1.17633	1.21890	1.22666						
	1.24454	1.30896	1.23715				AVRG		1.22143		3.77499	<-
193 3-Methylphenol	+++++	+++++	+++++	+++++	+++++	+++++						
	+++++	+++++	+++++				AVRG		0.000e+000		0.000e+000	<-
34 Hexachloroethane	+++++	0.46417	0.46995	0.46791	0.47538	0.47236						
	0.47834	0.52163	0.51950				AVRG		0.48366		4.79582	<-
35 Nitrobenzene	0.29207	0.29756	0.29229	0.28565	0.30000	0.28726						
	0.29282	0.31915	0.31958				AVRG		0.29849		4.23373	
36 N-Nitrosopyrrolidine	+++++	+++++	+++++	+++++	+++++	+++++						
	+++++	+++++	+++++				AVRG		0.000e+000		0.000e+000	<-

North Canton

TestAmerica North Canton

INITIAL CALIBRATION DATA

Start Cal Date : 05-MAR-2010 10:22
End Cal Date : 05-MAR-2010 12:55
Quant Method : ISTD
Origin : Included
Target Version : 4.14
Integrator : HP RTE
Method file : \\cansvr11\dd\chem\MSS\a4hp7.i\00305a.b\8270C-625.m
Last Edit : 05-Mar-2010 13:07 gruberj

Compound	0.0500000 Level 1	0.2500000 Level 2	0.5000000 Level 3	1.0000 Level 4	2.5000 Level 5	5.0000 Level 6	Curve	Coefficients b	m1	m2	%RSD or R^2	
	7.5000 Level 7	10.0000 Level 8	12.5000 Level 9									
37 Acetophenone	+++++	1.66812	1.65299	1.64194	1.67063	1.70188						
	1.72434	1.80360	1.69455				AVRG		1.69476		3.04146	<-
39 o-Toluidine	+++++	+++++	+++++	+++++	+++++	+++++						
	+++++	+++++	+++++				AVRG		0.000e+000		0.000e+000	<-
40 N-Nitrosopiperidine	+++++	+++++	+++++	+++++	+++++	+++++						
	+++++	+++++	+++++				AVRG		0.000e+000		0.000e+000	<-
41 Isophorone	+++++	0.59371	0.58550	0.57442	0.58571	0.59403						
	0.59579	0.63371	0.61595				AVRG		0.59735		3.16146	<-
42 2-Nitrophenol	+++++	0.14243	0.14590	0.15072	0.16081	0.16009						
	0.16464	0.18113	0.17249				AVRG		0.15978		8.25560	<-
43 2,4-Dimethylphenol	+++++	0.29260	0.28443	0.28845	0.29682	0.29163						
	0.29473	0.32198	0.31653				AVRG		0.29840		4.52218	<-
44 bis(2-Chloroethoxy)methane	+++++	0.34112	0.34292	0.33681	0.34162	0.34308						
	0.34429	0.36748	0.36380				AVRG		0.34764		3.27121	<-

TestAmerica North Canton

INITIAL CALIBRATION DATA

Start Cal Date : 05-MAR-2010 10:22
End Cal Date : 05-MAR-2010 12:55
Quant Method : ISTD
Origin : Included
Target Version : 4.14
Integrator : HP RTE
Method file : \\cansvr11\dd\chem\MSS\a4hp7.i\00305a.b\8270C-625.m
Last Edit : 05-Mar-2010 13:07 gruberj

Compound	0.0500000 Level 1	0.2500000 Level 2	0.5000000 Level 3	1.0000 Level 4	2.5000 Level 5	5.0000 Level 6	7.5000 Level 7	10.0000 Level 8	12.5000 Level 9	Curve	Coefficients b	m1	m2	%RSD or R^2	
45 O,O,O-Triethyl phosphorothioa	+++++	+++++	+++++	+++++	+++++	+++++	+++++	+++++	+++++	AVRG		0.000e+000		0.000e+000	<-
46 2,4-Toluenediamene	+++++	0.20405	0.19516	0.19193	0.19187	0.17210	0.15786	0.15727	0.18979	AVRG		0.18250		9.72799	<-
47 1,3,5-Trichlorobenzene	+++++	0.25529	0.25623	0.25183	0.25704	0.24328	0.24703	0.27247	0.27310	AVRG		0.25703		4.20157	<-
48 2,4-Dichlorophenol	+++++	0.22693	0.21977	0.22394	0.23346	0.22903	0.23211	0.25331	0.24794	AVRG		0.23331		4.98175	<-
49 Benzoic Acid	+++++	+++++	96165	232862	621438	1024069	1805848	2951374	1775257	QUAD	0.27250	4.65883	-0.25272	0.99786	<-
50 1,2,4-Trichlorobenzene	+++++	0.25884	0.24972	0.24443	0.25459	0.24439	0.24541	0.27070	0.26717	AVRG		0.25441		4.07106	<-
51 Naphthalene	0.95460	0.92404	0.92285	0.89882	0.91735	0.89074	0.89808	0.95746	0.95893	AVRG		0.92476		2.89336	

TestAmerica North Canton

INITIAL CALIBRATION DATA

Start Cal Date : 05-MAR-2010 10:22
End Cal Date : 05-MAR-2010 12:55
Quant Method : ISTD
Origin : Included
Target Version : 4.14
Integrator : HP RTE
Method file : \\cansvr11\dd\chem\MSS\a4hp7.i\00305a.b\8270C-625.m
Last Edit : 05-Mar-2010 13:07 gruberj

Compound	0.0500000 Level 1	0.2500000 Level 2	0.5000000 Level 3	1.0000 Level 4	2.5000 Level 5	5.0000 Level 6	Curve	Coefficients b	m1	m2	%RSD or R^2	
	7.5000 Level 7	10.0000 Level 8	12.5000 Level 9									
52 4-Chloroaniline	+++++	0.40607	0.40201	0.40791	0.38420	0.37409						
	0.38271	0.42875	0.40617				AVRG		0.39899		4.42246	<-
53 a,a-Dimethyl-phenethylamine	+++++	+++++	+++++	+++++	+++++	+++++						
	+++++	+++++	+++++				AVRG		0.000e+000		0.000e+000	<-
54 2,6-Dichlorophenol	+++++	+++++	+++++	+++++	+++++	+++++						
	+++++	+++++	+++++				AVRG		0.000e+000		0.000e+000	<-
55 Hexachloropropene	+++++	+++++	+++++	+++++	+++++	+++++						
	+++++	+++++	+++++				AVRG		0.000e+000		0.000e+000	<-
56 Hexachlorobutadiene	0.14173	0.12930	0.12648	0.12644	0.13035	0.12654						
	0.12943	0.14340	0.14003				AVRG		0.13263		5.28683	
57 1,2,3-Trichlorobenzene	+++++	0.24745	0.23522	0.23150	0.23953	0.23115						
	0.23425	0.25357	0.25019				AVRG		0.24036		3.68490	<-
58 N-Nitrosodi-n-butylamine	+++++	+++++	+++++	+++++	+++++	+++++						
	+++++	+++++	+++++				AVRG		0.000e+000		0.000e+000	<-

TestAmerica North Canton

INITIAL CALIBRATION DATA

Start Cal Date : 05-MAR-2010 10:22
End Cal Date : 05-MAR-2010 12:55
Quant Method : ISTD
Origin : Included
Target Version : 4.14
Integrator : HP RTE
Method file : \\cansvr11\dd\chem\MSS\a4hp7.i\00305a.b\8270C-625.m
Last Edit : 05-Mar-2010 13:07 gruberj

Compound	0.0500000 Level 1	0.2500000 Level 2	0.5000000 Level 3	1.0000 Level 4	2.5000 Level 5	5.0000 Level 6	Curve	Coefficients b	m1	m2	%RSD or R^2	
	7.5000 Level 7	10.0000 Level 8	12.5000 Level 9									
59 4-Chloro-3-Methylphenol	+++++	0.24246	0.25195	0.24816	0.25710	0.26750						
	0.26886	0.28775	0.27812				AVRG		0.26274		5.92062	<-
60 p-Phenylene diamine	+++++	+++++	+++++	+++++	+++++	+++++						
	+++++	+++++	+++++				AVRG		0.000e+000		0.000e+000	<-
61 Safrole	+++++	+++++	+++++	+++++	+++++	+++++						
	+++++	+++++	+++++				AVRG		0.000e+000		0.000e+000	<-
62 2-Methylnaphthalene	0.49989	0.48640	0.48951	0.48503	0.49995	0.50037						
	0.50733	0.53710	0.52541				AVRG		0.50344		3.50347	
63 1-Methylnaphthalene	0.57805	0.57812	0.56339	0.55645	0.57068	0.57140						
	0.57727	0.61179	0.60294				AVRG		0.57890		3.07330	
64 Hexachlorocyclopentadiene	+++++	15437	31965	75275	210994	323128						
	559409	892110	505417				QUAD	0.05543	4.27629	-0.35444	0.99660	<-
65 1,2,4,5-Tetrachlorobenzene	+++++	+++++	+++++	+++++	+++++	+++++						
	+++++	+++++	+++++				AVRG		0.000e+000		0.000e+000	<-

TestAmerica North Canton

INITIAL CALIBRATION DATA

Start Cal Date : 05-MAR-2010 10:22
End Cal Date : 05-MAR-2010 12:55
Quant Method : ISTD
Origin : Included
Target Version : 4.14
Integrator : HP RTE
Method file : \\cansvr11\dd\chem\MSS\a4hp7.i\00305a.b\8270C-625.m
Last Edit : 05-Mar-2010 13:07 gruberj

Compound	0.0500000 Level 1	0.2500000 Level 2	0.5000000 Level 3	1.0000 Level 4	2.5000 Level 5	5.0000 Level 6	Curve	Coefficients b	m1	m2	%RSD or R^2	
	7.5000 Level 7	10.0000 Level 8	12.5000 Level 9									
66 2,4,6-Trichlorophenol	+++++	0.27793	0.28864	0.29043	0.30080	0.28986						
	0.29249	0.32610	0.31704				AVRG		0.29791		5.38981	<-
67 2,4,5-Trichlorophenol	+++++	0.31152	0.30773	0.31524	0.32192	0.30755						
	0.31426	0.34727	0.33441				AVRG		0.31999		4.40065	<-
68 1,2,3,5-Tetrachlorobenzene	+++++	0.44919	0.45659	0.44627	0.46538	0.42943						
	0.43493	0.48179	0.48150				AVRG		0.45563		4.30540	<-
69 1,4-Dinitrobenzene	+++++	+++++	+++++	+++++	+++++	+++++						
	+++++	+++++	+++++				AVRG		0.000e+000		0.000e+000	<-
70 2-Chloronaphthalene	1.08110	1.01602	0.99087	0.98493	1.00916	0.96827						
	0.96182	1.05987	1.04692				AVRG		1.01322		4.11488	
71 Isosafrole 1	+++++	+++++	+++++	+++++	+++++	+++++						
	+++++	+++++	+++++				AVRG		0.000e+000		0.000e+000	<-
M 188 Isosafrole, Total	+++++	+++++	+++++	+++++	+++++	+++++						
	+++++	+++++	+++++				AVRG		0.000e+000		0.000e+000	<-

TestAmerica North Canton

INITIAL CALIBRATION DATA

Start Cal Date : 05-MAR-2010 10:22
End Cal Date : 05-MAR-2010 12:55
Quant Method : ISTD
Origin : Included
Target Version : 4.14
Integrator : HP RTE
Method file : \\cansvr11\dd\chem\MSS\a4hp7.i\00305a.b\8270C-625.m
Last Edit : 05-Mar-2010 13:07 gruberj

Compound	0.0500000 Level 1	0.2500000 Level 2	0.5000000 Level 3	1.0000 Level 4	2.5000 Level 5	5.0000 Level 6	Curve	Coefficients b	m1	m2	%RSD or R^2	
	7.5000 Level 7	10.0000 Level 8	12.5000 Level 9									
72 Isosafrole 2	+++++	+++++	+++++	+++++	+++++	+++++						
	+++++	+++++	+++++				AVRG		0.000e+000		0.000e+000	<-
73 2-Nitroaniline	+++++	0.27128	0.27546	0.28712	0.29662	0.30142						
	0.30006	0.32751	0.31945				AVRG		0.29737		6.58718	<-
74 1,2,3,4-Tetrachlorobenzene	+++++	0.42529	0.42713	0.41578	0.42295	0.40320						
	0.39734	0.44208	0.43656				AVRG		0.42129		3.64312	<-
75 1,4-Naphthoquinone	+++++	+++++	+++++	+++++	+++++	+++++						
	+++++	+++++	+++++				AVRG		0.000e+000		0.000e+000	<-
76 Dimethylphthalate	+++++	1.15264	1.14730	1.12961	1.14424	1.16582						
	1.14896	1.22355	1.20700				AVRG		1.16489		2.82834	<-
77 m-Dinitrobenzene	+++++	+++++	+++++	+++++	+++++	+++++						
	+++++	+++++	+++++				AVRG		0.000e+000		0.000e+000	<-
78 2,6-Dinitrotoluene	+++++	0.22072	0.23623	0.24307	0.26142	0.27026						
	0.26971	0.29573	0.28209				AVRG		0.25990		9.60236	<-

1457

TestAmerica North Canton

INITIAL CALIBRATION DATA

Start Cal Date : 05-MAR-2010 10:22
End Cal Date : 05-MAR-2010 12:55
Quant Method : ISTD
Origin : Included
Target Version : 4.14
Integrator : HP RTE
Method file : \\cansvr11\dd\chem\MSS\a4hp7.i\00305a.b\8270C-625.m
Last Edit : 05-Mar-2010 13:07 gruberj

Compound	0.0500000 Level 1	0.2500000 Level 2	0.5000000 Level 3	1.0000 Level 4	2.5000 Level 5	5.0000 Level 6	Curve	Coefficients b	Coefficients m1	Coefficients m2	%RSD or R^2	
	7.5000 Level 7	10.0000 Level 8	12.5000 Level 9									
79 Acenaphthylene	1.66676	1.62725	1.63143	1.63314	1.66582	1.62676						
	1.61501	1.78131	1.73550				AVRG		1.66478		3.42639	
80 1,2-Dinitrobenzene	+++++	0.11153	0.11154	0.11773	0.13143	0.13711						
	0.13855	0.14671	0.14110				AVRG		0.12946		10.76062	<-
81 3-Nitroaniline	+++++	0.25775	0.27621	0.28229	0.28995	0.29488						
	0.29183	0.32171	0.31093				AVRG		0.29070		6.82687	<-
82 Acenaphthene	1.12851	1.06133	1.04897	1.04500	1.06800	1.03569						
	1.02653	1.11431	1.10799				AVRG		1.07070		3.46922	
83 2,4-Dinitrophenol	+++++	+++++	30304	87003	275100	527427						
	930951	1345502	745734				QUAD	0.50988	4.38267	0.19015	0.99612	<-
84 Pentachlorobenzene	+++++	+++++	+++++	+++++	+++++	+++++						
	+++++	+++++	+++++				AVRG		0.000e+000		0.000e+000	<-
85 4-Nitrophenol	+++++	+++++	0.11387	0.13208	0.13622	0.14721						
	0.14796	0.15797	0.15239				AVRG		0.14110		10.60280	<-

North Canton

TestAmerica North Canton

INITIAL CALIBRATION DATA

Start Cal Date : 05-MAR-2010 10:22
End Cal Date : 05-MAR-2010 12:55
Quant Method : ISTD
Origin : Included
Target Version : 4.14
Integrator : HP RTE
Method file : \\cansvr11\dd\chem\MSS\a4hp7.i\00305a.b\8270C-625.m
Last Edit : 05-Mar-2010 13:07 gruberj

Compound	0.0500000 Level 1	0.2500000 Level 2	0.5000000 Level 3	1.0000 Level 4	2.5000 Level 5	5.0000 Level 6	Curve	Coefficients b	m1	m2	%RSD or R^2	
	7.5000 Level 7	10.0000 Level 8	12.5000 Level 9									
86 Dibenzofuran	1.46495	1.44171	1.41588	1.40201	1.41802	1.40997						
	1.39295	1.51504	1.48477				AVRG		1.43837		2.89381	
87 2,4-Dinitrotoluene	+++++	0.29217	0.31665	0.33408	0.35677	0.37930						
	0.37623	0.40188	0.38567				AVRG		0.35534		10.65624	<-
88 2,3,4,6-Tetrachlorophenol	+++++	+++++	+++++	+++++	+++++	+++++						
	+++++	+++++	+++++				AVRG		0.000e+000		0.000e+000	<-
89 1-Naphthylamine	+++++	+++++	+++++	+++++	+++++	+++++						
	+++++	+++++	+++++				AVRG		0.000e+000		0.000e+000	<-
90 Zinophos	+++++	+++++	+++++	+++++	+++++	+++++						
	+++++	+++++	+++++				AVRG		0.000e+000		0.000e+000	<-
91 2,3,5,6-Tetrachlorophenol	+++++	0.22879	0.23803	0.25122	0.26962	0.28070						
	0.28148	0.30766	0.29441				AVRG		0.26899		10.25378	<-
92 2-Naphthylamine	+++++	+++++	+++++	+++++	+++++	+++++						
	+++++	+++++	+++++				AVRG		0.000e+000		0.000e+000	<-

1459

TestAmerica North Canton

INITIAL CALIBRATION DATA

Start Cal Date : 05-MAR-2010 10:22
End Cal Date : 05-MAR-2010 12:55
Quant Method : ISTD
Origin : Included
Target Version : 4.14
Integrator : HP RTE
Method file : \\cansvr11\dd\chem\MSS\a4hp7.i\00305a.b\8270C-625.m
Last Edit : 05-Mar-2010 13:07 gruberj

Compound	0.0500000 Level 1	0.2500000 Level 2	0.5000000 Level 3	1.0000 Level 4	2.5000 Level 5	5.0000 Level 6	Curve	Coefficients b	m1	m2	%RSD or R^2	
	7.5000 Level 7	10.0000 Level 8	12.5000 Level 9									
93 Diethylphthalate	+++++	1.17589	1.16237	1.14748	1.15752	1.22740						
	1.20950	1.24376	1.22760				AVRG		1.19394		3.13147	<-
94 Fluorene	1.23490	1.20257	1.19559	1.18829	1.20068	1.22519						
	1.20183	1.28464	1.26673				AVRG		1.22227		2.77044	
95 4-Chlorophenyl-phenylether	+++++	0.53392	0.51282	0.53380	0.53543	0.54674						
	0.54305	0.58234	0.56727				AVRG		0.54442		3.96963	<-
96 4-Nitroaniline	+++++	0.26713	0.25751	0.29225	0.30272	0.32272						
	0.31745	0.34467	0.33445				AVRG		0.30486		10.19870	<-
97 5-Nitro-o-toluidine	+++++	+++++	+++++	+++++	+++++	+++++						
	+++++	+++++	+++++				AVRG		0.000e+000		0.000e+000	<-
98 4,6-Dinitro-2-methylphenol	+++++	+++++	19550	51801	159258	300610						
	513701	777212	418560				QUAD	0.18881	7.14734	-0.24046	0.99370	<-
99 N-Nitrosodiphenylamine	+++++	0.52200	0.51562	0.51809	0.54146	0.52785						
	0.52967	0.57594	0.55914				AVRG		0.53622		3.98687	<-

North Canton

TestAmerica North Canton

INITIAL CALIBRATION DATA

Start Cal Date : 05-MAR-2010 10:22
End Cal Date : 05-MAR-2010 12:55
Quant Method : ISTD
Origin : Included
Target Version : 4.14
Integrator : HP RTE
Method file : \\cansvr11\dd\chem\MSS\a4hp7.i\00305a.b\8270C-625.m
Last Edit : 05-Mar-2010 13:07 gruberj

Compound	0.0500000 Level 1	0.2500000 Level 2	0.5000000 Level 3	1.0000 Level 4	2.5000 Level 5	5.0000 Level 6	Curve	Coefficients b	m1	m2	%RSD or R^2	
	7.5000 Level 7	10.0000 Level 8	12.5000 Level 9									
100 1,2-Diphenylhydrazine	+++++	0.71448	0.70460	0.72882	0.73582	0.71045						
	0.71435	0.77385	0.77526				AVRG		0.73220		3.82155	<-
101 Diphenylamine	+++++	0.52200	0.51562	0.51809	0.54146	0.52785						
	0.52967	0.57594	0.55914				AVRG		0.53622		3.98687	<-
102 Tetraethyl dithiopyrophosphat	+++++	+++++	+++++	+++++	+++++	+++++						
	+++++	+++++	+++++				AVRG		0.000e+000		0.000e+000	<-
103 Diallate 1	+++++	+++++	+++++	+++++	+++++	+++++						
	+++++	+++++	+++++				AVRG		0.000e+000		0.000e+000	<-
M 189 Diallate, Total	+++++	+++++	+++++	+++++	+++++	+++++						
	+++++	+++++	+++++				AVRG		0.000e+000		0.000e+000	<-
104 Phorate	+++++	+++++	+++++	+++++	+++++	+++++						
	+++++	+++++	+++++				AVRG		0.000e+000		0.000e+000	<-
105 1,3,5-Trinitrobenzene	+++++	+++++	+++++	+++++	+++++	+++++						
	+++++	+++++	+++++				AVRG		0.000e+000		0.000e+000	<-

TestAmerica North Canton

INITIAL CALIBRATION DATA

Start Cal Date : 05-MAR-2010 10:22
End Cal Date : 05-MAR-2010 12:55
Quant Method : ISTD
Origin : Included
Target Version : 4.14
Integrator : HP RTE
Method file : \\cansvr11\dd\chem\MSS\a4hp7.i\00305a.b\8270C-625.m
Last Edit : 05-Mar-2010 13:07 gruberj

Compound	0.0500000 Level 1	0.2500000 Level 2	0.5000000 Level 3	1.0000 Level 4	2.5000 Level 5	5.0000 Level 6	7.5000 Level 7	10.0000 Level 8	12.5000 Level 9	Curve	Coefficients b	Coefficients m1	Coefficients m2	%RSD or R^2	
106 4-Bromophenyl-phenylether	+++++	0.18262	0.18582	0.18735	0.19232	0.18650	0.19234	0.21130	0.20143	AVRG		0.19246		4.96120	<-
107 Hexachlorobenzene	0.20176	0.17858	0.18188	0.18437	0.18672	0.18519	0.18553	0.20207	0.19700	AVRG		0.18923		4.61251	
108 Phenacetin	+++++	+++++	+++++	+++++	+++++	+++++	+++++	+++++	+++++	AVRG		0.000e+000		0.000e+000	<-
109 Diallate 2	+++++	+++++	+++++	+++++	+++++	+++++	+++++	+++++	+++++	AVRG		0.000e+000		0.000e+000	<-
110 Dimethoate	+++++	+++++	+++++	+++++	+++++	+++++	+++++	+++++	+++++	AVRG		0.000e+000		0.000e+000	<-
111 Pentachlorophenol	3415	29066	61145	140261	371621	627688	1086920	1575458	890145	QUAD	0.10329	7.25612	-0.25174	0.99813	
112 Pentachloronitrobenzene	+++++	+++++	+++++	+++++	+++++	+++++	+++++	+++++	+++++	AVRG		0.000e+000		0.000e+000	<-

TestAmerica North Canton

INITIAL CALIBRATION DATA

Start Cal Date : 05-MAR-2010 10:22
End Cal Date : 05-MAR-2010 12:55
Quant Method : ISTD
Origin : Included
Target Version : 4.14
Integrator : HP RTE
Method file : \\cansvr11\dd\chem\MSS\a4hp7.i\00305a.b\8270C-625.m
Last Edit : 05-Mar-2010 13:07 gruberj

Compound	0.0500000 Level 1	0.2500000 Level 2	0.5000000 Level 3	1.0000 Level 4	2.5000 Level 5	5.0000 Level 6	Curve	Coefficients b	m1	m2	%RSD or R^2	
	7.5000 Level 7	10.0000 Level 8	12.5000 Level 9									
113 4-Aminobiphenyl	+++++	+++++	+++++	+++++	+++++	+++++						
	+++++	+++++	+++++				AVRG		0.000e+000		0.000e+000	<-
114 Pronamide	+++++	+++++	+++++	+++++	+++++	+++++						
	+++++	+++++	+++++				AVRG		0.000e+000		0.000e+000	<-
115 Phenanthrene	1.13303	1.06751	1.05461	1.06766	1.07161	1.06161						
	1.06297	1.13183	1.12736				AVRG		1.08647		3.09002	
116 Anthracene	1.12270	1.07200	1.04704	1.06697	1.09378	1.07542						
	1.08046	1.14921	1.14164				AVRG		1.09436		3.24494	
117 Dinoseb	+++++	+++++	+++++	+++++	+++++	+++++						
	+++++	+++++	+++++				AVRG		0.000e+000		0.000e+000	<-
118 Disulfoton	+++++	+++++	+++++	+++++	+++++	+++++						
	+++++	+++++	+++++				AVRG		0.000e+000		0.000e+000	<-
119 Carbazole	+++++	0.99841	0.96679	0.99509	1.02434	1.01490						
	1.02215	1.08690	1.06191				AVRG		1.02131		3.73483	<-

TestAmerica North Canton

INITIAL CALIBRATION DATA

Start Cal Date : 05-MAR-2010 10:22
End Cal Date : 05-MAR-2010 12:55
Quant Method : ISTD
Origin : Included
Target Version : 4.14
Integrator : HP RTE
Method file : \\cansvr11\dd\chem\MSS\a4hp7.i\00305a.b\8270C-625.m
Last Edit : 05-Mar-2010 13:07 gruberj

Compound	0.0500000 Level 1	0.2500000 Level 2	0.5000000 Level 3	1.0000 Level 4	2.5000 Level 5	5.0000 Level 6	Curve	Coefficients b	m1	m2	%RSD or R^2	
	7.5000 Level 7	10.0000 Level 8	12.5000 Level 9									
120 Di-n-Butylphthalate	+++++	1.21960	1.19078	1.20765	1.24532	1.28930						
	1.28290	1.16850	1.31216				AVRG		1.23953		4.14772	<-
121 4-Nitroquinoline 1-oxide	+++++	+++++	+++++	+++++	+++++	+++++						
	+++++	+++++	+++++				AVRG		0.000e+000		0.000e+000	<-
122 Methapyrilene	+++++	+++++	+++++	+++++	+++++	+++++						
	+++++	+++++	+++++				AVRG		0.000e+000		0.000e+000	<-
123 Fluoranthene	1.10885	1.09286	1.06815	1.07806	1.09953	1.11523						
	1.12461	1.17457	1.15829				AVRG		1.11335		3.14638	
124 Benzidine	+++++	0.47014	0.52087	0.56880	0.61050	0.57541						
	0.55385	0.62434	0.62556				AVRG		0.56868		9.47995	<-
125 Pyrene	1.05391	1.05007	1.01531	1.00324	1.03311	0.98178						
	0.98555	1.06746	1.08924				AVRG		1.03108		3.61589	
126 Aramite 1	+++++	+++++	+++++	+++++	+++++	+++++						
	+++++	+++++	+++++				AVRG		0.000e+000		0.000e+000	<-

TestAmerica North Canton

INITIAL CALIBRATION DATA

Start Cal Date : 05-MAR-2010 10:22
End Cal Date : 05-MAR-2010 12:55
Quant Method : ISTD
Origin : Included
Target Version : 4.14
Integrator : HP RTE
Method file : \\cansvr11\dd\chem\MSS\a4hp7.i\00305a.b\8270C-625.m
Last Edit : 05-Mar-2010 13:07 gruberj

Compound	0.0500000 Level 1	0.2500000 Level 2	0.5000000 Level 3	1.0000 Level 4	2.5000 Level 5	5.0000 Level 6	7.5000 Level 7	10.0000 Level 8	12.5000 Level 9	Curve	Coefficients b	m1	m2	%RSD or R^2	
M 191 Aramite, Total	+++++	+++++	+++++	+++++	+++++	+++++	+++++	+++++	+++++	AVRG		0.000e+000		0.000e+000	<-
127 Aramite 2	+++++	+++++	+++++	+++++	+++++	+++++	+++++	+++++	+++++	AVRG		0.000e+000		0.000e+000	<-
128 p-Dimethylamino azobenzene	+++++	+++++	+++++	+++++	+++++	+++++	+++++	+++++	+++++	AVRG		0.000e+000		0.000e+000	<-
129 p-Chlorobenzilate	+++++	+++++	+++++	+++++	+++++	+++++	+++++	+++++	+++++	AVRG		0.000e+000		0.000e+000	<-
130 Famphur	+++++	+++++	+++++	+++++	+++++	+++++	+++++	+++++	+++++	AVRG		0.000e+000		0.000e+000	<-
131 Butylbenzylphthalate	+++++	0.47886	0.47048	0.45750	0.48352	0.47451	0.48037	0.50313	0.50845	AVRG		0.48210		3.46196	<-
132 3,3'-Dimethylbenzidine	+++++	+++++	+++++	+++++	+++++	+++++	+++++	+++++	+++++	AVRG		0.000e+000		0.000e+000	<-

TestAmerica North Canton

INITIAL CALIBRATION DATA

Start Cal Date : 05-MAR-2010 10:22
End Cal Date : 05-MAR-2010 12:55
Quant Method : ISTD
Origin : Included
Target Version : 4.14
Integrator : HP RTE
Method file : \\cansvr11\dd\chem\MSS\a4hp7.i\00305a.b\8270C-625.m
Last Edit : 05-Mar-2010 13:07 gruberj

Compound	0.0500000 Level 1	0.2500000 Level 2	0.5000000 Level 3	1.0000 Level 4	2.5000 Level 5	5.0000 Level 6	Curve	Coefficients b	m1	m2	%RSD or R^2	
	7.5000 Level 7	10.0000 Level 8	12.5000 Level 9									
133 3,3'-Dimethoxybenzidine	+++++	0.18921	0.20480	0.21573	0.21966	0.20025						
	0.19247	0.22206	0.22680				AVRG		0.20887		6.78297	<-
134 2-Acetylaminofluorene	+++++	+++++	+++++	+++++	+++++	+++++						
	+++++	+++++	+++++				AVRG		0.000e+000		0.000e+000	<-
135 3,3'-Dichlorobenzidine	+++++	0.33459	0.34683	0.34763	0.36337	0.35325						
	0.35498	0.39570	0.38687				AVRG		0.36040		5.79153	<-
136 Benzo(a)Anthracene	1.12630	0.98527	0.94961	0.93558	0.98272	0.94186						
	0.94263	1.02358	1.02150				AVRG		0.98989		6.17856	
137 Chrysene	0.95064	0.95582	0.92288	0.91053	0.93174	0.89054						
	0.88432	0.99112	0.96920				AVRG		0.93409		3.83985	
138 4,4'-Methylene bis(o-chloroan	+++++	0.18199	0.17674	0.17694	0.18839	0.18432						
	0.19016	0.20895	0.20352				AVRG		0.18888		6.25526	<-
139 bis(2-ethylhexyl)Phthalate	+++++	0.67859	0.66622	0.65620	0.68425	0.68214						
	0.68592	0.71948	0.72370				AVRG		0.68706		3.42918	<-

TestAmerica North Canton

INITIAL CALIBRATION DATA

Start Cal Date : 05-MAR-2010 10:22
End Cal Date : 05-MAR-2010 12:55
Quant Method : ISTD
Origin : Included
Target Version : 4.14
Integrator : HP RTE
Method file : \\cansvr11\dd\chem\MSS\a4hp7.i\00305a.b\8270C-625.m
Last Edit : 05-Mar-2010 13:07 gruberj

Compound	0.0500000 Level 1	0.2500000 Level 2	0.5000000 Level 3	1.0000 Level 4	2.5000 Level 5	5.0000 Level 6	Curve	Coefficients b	m1	m2	%RSD or R^2	
	7.5000 Level 7	10.0000 Level 8	12.5000 Level 9									
140 Di-n-octylphthalate	+++++	1.14532	1.17231	1.19497	1.24659	1.28311						
	1.29335	1.29995	1.40122				AVRG		1.25460		6.61417	<-
141 Benzo(b)fluoranthene	1.06285	0.95330	0.96797	1.01732	1.02199	1.00479						
	1.01751	1.08484	1.12130				AVRG		1.02799		5.23073	
142 Benzo(k)fluoranthene	1.06195	1.05170	1.07532	1.00274	1.06521	1.09249						
	1.09588	1.20376	1.19550				AVRG		1.09384		6.01902	
143 7,12-dimethylbenz[a]anthracen	+++++	+++++	+++++	+++++	+++++	+++++						
	+++++	+++++	+++++				AVRG		0.000e+000		0.000e+000	<-
144 Hexachlorophene	+++++	+++++	+++++	+++++	+++++	+++++						
	+++++	+++++	+++++				AVRG		0.000e+000		0.000e+000	<-
145 Hexachlorophene product	+++++	+++++	+++++	+++++	+++++	+++++						
	+++++	+++++	+++++				AVRG		0.000e+000		0.000e+000	<-
146 Benzo(a)pyrene	0.98118	0.93766	0.94798	0.94134	0.97675	0.96355						
	0.97419	1.07388	1.08515				AVRG		0.98685		5.55914	

1467

TestAmerica North Canton

INITIAL CALIBRATION DATA

Start Cal Date : 05-MAR-2010 10:22
End Cal Date : 05-MAR-2010 12:55
Quant Method : ISTD
Origin : Included
Target Version : 4.14
Integrator : HP RTE
Method file : \\cansvr11\dd\chem\MSS\a4hp7.i\00305a.b\8270C-625.m
Last Edit : 05-Mar-2010 13:07 gruberj

Compound	0.0500000 Level 1	0.2500000 Level 2	0.5000000 Level 3	1.0000 Level 4	2.5000 Level 5	5.0000 Level 6	7.5000 Level 7	10.0000 Level 8	12.5000 Level 9	Curve	Coefficients b	Coefficients m1	Coefficients m2	%RSD or R^2	
148 3-Methylcholanthrene	+++++	+++++	+++++	+++++	+++++	+++++	+++++	+++++	+++++	AVRG		0.000e+000		0.000e+000	<-
149 Indeno(1,2,3-cd)pyrene	1.02582	1.04320	1.05034	1.06878	1.11431	1.08146	1.09715	1.22534	1.21910	AVRG		1.10283		6.61291	
150 Dibenz(a,h)anthracene	0.86447	0.83511	0.89974	0.90078	0.93343	0.91479	0.92446	1.04578	1.03681	AVRG		0.92837		7.62903	
151 Benzo(g,h,i)perylene	0.90015	0.87110	0.87669	0.88729	0.91695	0.90020	0.91567	1.00502	1.00910	AVRG		0.92024		5.60937	
230 2-Chloroacetophenone	+++++	+++++	+++++	+++++	+++++	+++++	+++++	+++++	+++++	AVRG		0.000e+000		0.000e+000	<-
199 3-Picoline	+++++	+++++	+++++	+++++	+++++	+++++	+++++	+++++	+++++	AVRG		0.000e+000		0.000e+000	<-
200 N,N-Dimethylacetamide	+++++	+++++	+++++	+++++	+++++	+++++	+++++	+++++	+++++	AVRG		0.000e+000		0.000e+000	<-

North Canton

TestAmerica North Canton

INITIAL CALIBRATION DATA

Start Cal Date : 05-MAR-2010 10:22
End Cal Date : 05-MAR-2010 12:55
Quant Method : ISTD
Origin : Included
Target Version : 4.14
Integrator : HP RTE
Method file : \\cansvr11\dd\chem\MSS\a4hp7.i\00305a.b\8270C-625.m
Last Edit : 05-Mar-2010 13:07 gruberj

Compound	0.0500000 Level 1	0.2500000 Level 2	0.5000000 Level 3	1.0000 Level 4	2.5000 Level 5	5.0000 Level 6	7.5000 Level 7	10.0000 Level 8	12.5000 Level 9	Curve	Coefficients b	m1	m2	%RSD or R^2	
201 Quinoline	+++++	+++++	+++++	+++++	+++++	+++++	+++++	+++++	+++++	AVRG		0.000e+000		0.000e+000	<-
202 Diphenyl	+++++	+++++	+++++	+++++	+++++	+++++	+++++	+++++	+++++	AVRG		0.000e+000		0.000e+000	<-
203 Diphenyl ether	+++++	+++++	+++++	+++++	+++++	+++++	+++++	+++++	+++++	AVRG		0.000e+000		0.000e+000	<-
204 6-Methylchrysene	+++++	+++++	+++++	+++++	+++++	+++++	+++++	+++++	+++++	AVRG		0.000e+000		0.000e+000	<-
205 Benzenethiol	+++++	+++++	+++++	+++++	+++++	+++++	+++++	+++++	+++++	AVRG		0.000e+000		0.000e+000	<-
207 Indene	+++++	+++++	+++++	+++++	+++++	+++++	+++++	+++++	+++++	AVRG		0.000e+000		0.000e+000	<-
208 Dibenz(a,j)acridine	+++++	+++++	+++++	+++++	+++++	+++++	+++++	+++++	+++++	AVRG		0.000e+000		0.000e+000	<-

TestAmerica North Canton

INITIAL CALIBRATION DATA

Start Cal Date : 05-MAR-2010 10:22
End Cal Date : 05-MAR-2010 12:55
Quant Method : ISTD
Origin : Included
Target Version : 4.14
Integrator : HP RTE
Method file : \\cansvr11\dd\chem\MSS\a4hp7.i\00305a.b\8270C-625.m
Last Edit : 05-Mar-2010 13:07 gruberj

Compound	0.0500000 Level 1	0.2500000 Level 2	0.5000000 Level 3	1.0000 Level 4	2.5000 Level 5	5.0000 Level 6	Curve	Coefficients b	m1	m2	%RSD or R^2	
	7.5000 Level 7	10.0000 Level 8	12.5000 Level 9									
214 Dibenz(a,h)acridine	+++++	+++++	+++++	+++++	+++++	+++++						
	+++++	+++++	+++++				AVRG		0.000e+000		0.000e+000	<-
209 Benzaldehyde	+++++	0.84642	0.85876	0.87223	0.85891	0.79243						
	0.73464	0.65262	+++++				AVRG		0.80229		10.21622	<-
210 Caprolactam	+++++	0.09531	0.09563	0.10143	0.10269	0.11156						
	0.11161	0.11590	0.11218				AVRG		0.10579		7.59547	<-
211 1,1'-Biphenyl	+++++	1.36613	1.35128	1.33582	1.37750	1.30829						
	1.30127	1.43918	1.43268				AVRG		1.36402		3.77398	<-
212 Atrazine	+++++	0.12681	0.12669	0.13304	0.13538	0.13646						
	0.13419	0.13563	0.14010				AVRG		0.13354		3.49228	<-
220 Diphenyl Thiourea	+++++	+++++	+++++	+++++	+++++	+++++						
	+++++	+++++	+++++				AVRG		0.000e+000		0.000e+000	<-
216 1,3-Diethyl-2-Thiourea	+++++	+++++	+++++	+++++	+++++	+++++						
	+++++	+++++	+++++				AVRG		0.000e+000		0.000e+000	<-

TestAmerica North Canton

INITIAL CALIBRATION DATA

Start Cal Date : 05-MAR-2010 10:22
End Cal Date : 05-MAR-2010 12:55
Quant Method : ISTD
Origin : Included
Target Version : 4.14
Integrator : HP RTE
Method file : \\cansvr11\dd\chem\MSS\a4hp7.i\00305a.b\8270C-625.m
Last Edit : 05-Mar-2010 13:07 gruberj

Compound	0.0500000 Level 1	0.2500000 Level 2	0.5000000 Level 3	1.0000 Level 4	2.5000 Level 5	5.0000 Level 6	7.5000 Level 7	10.0000 Level 8	12.5000 Level 9	Curve	Coefficients b	m1	m2	%RSD or R^2	
218 1,1,3,3-Tetramethyl-2-Thioure	+++++	+++++	+++++	+++++	+++++	+++++	+++++	+++++	+++++	AVRG		0.000e+000		0.000e+000	<-
217 1,3-Dibutyl-2-Thiourea	+++++	+++++	+++++	+++++	+++++	+++++	+++++	+++++	+++++	AVRG		0.000e+000		0.000e+000	<-
215 bis(2-Chloroethoxy) ethane	+++++	+++++	+++++	+++++	+++++	+++++	+++++	+++++	+++++	AVRG		0.000e+000		0.000e+000	<-
221 Hexabromobenzene	+++++	+++++	+++++	+++++	+++++	+++++	+++++	+++++	+++++	AVRG		0.000e+000		0.000e+000	<-
219 o-Benzyl Phenol	+++++	+++++	+++++	+++++	+++++	+++++	+++++	+++++	+++++	AVRG		0.000e+000		0.000e+000	<-
223 1,2-bis(2-chloroethoxy)ethane	+++++	+++++	+++++	+++++	+++++	+++++	+++++	+++++	+++++	AVRG		0.000e+000		0.000e+000	<-
224 Benzothiazole	+++++	+++++	+++++	+++++	+++++	+++++	+++++	+++++	+++++	AVRG		0.000e+000		0.000e+000	<-

TestAmerica North Canton

INITIAL CALIBRATION DATA

Start Cal Date : 05-MAR-2010 10:22
End Cal Date : 05-MAR-2010 12:55
Quant Method : ISTD
Origin : Included
Target Version : 4.14
Integrator : HP RTE
Method file : \\cansvr11\dd\chem\MSS\a4hp7.i\00305a.b\8270C-625.m
Last Edit : 05-Mar-2010 13:07 gruberj

Compound	0.0500000 Level 1	0.2500000 Level 2	0.5000000 Level 3	1.0000 Level 4	2.5000 Level 5	5.0000 Level 6	7.5000 Level 7	10.0000 Level 8	12.5000 Level 9	Curve	Coefficients b	m1	m2	%RSD or R^2	
225 1,3-Dimethyl-2-Thiourea	+++++	+++++	+++++	+++++	+++++	+++++	+++++	+++++	+++++	AVRG		0.000e+000		0.000e+000	<-
226 Methyl parathion	+++++	+++++	+++++	+++++	+++++	+++++	+++++	+++++	+++++	AVRG		0.000e+000		0.000e+000	<-
227 Parathion	+++++	+++++	+++++	+++++	+++++	+++++	+++++	+++++	+++++	AVRG		0.000e+000		0.000e+000	<-
228 Isodrin	+++++	+++++	+++++	+++++	+++++	+++++	+++++	+++++	+++++	AVRG		0.000e+000		0.000e+000	<-
229 Kepone	+++++	+++++	+++++	+++++	+++++	+++++	+++++	+++++	+++++	AVRG		0.000e+000		0.000e+000	<-
231 Acrylamide	+++++	+++++	+++++	+++++	+++++	+++++	+++++	+++++	+++++	AVRG		0.000e+000		0.000e+000	<-
232 2-Methylcyclohexanone	+++++	+++++	+++++	+++++	+++++	+++++	+++++	+++++	+++++	AVRG		0.000e+000		0.000e+000	<-

TestAmerica North Canton

INITIAL CALIBRATION DATA

Start Cal Date : 05-MAR-2010 10:22
End Cal Date : 05-MAR-2010 12:55
Quant Method : ISTD
Origin : Included
Target Version : 4.14
Integrator : HP RTE
Method file : \\cansvr11\dd\chem\MSS\a4hp7.i\00305a.b\8270C-625.m
Last Edit : 05-Mar-2010 13:07 gruberj

Compound	0.0500000 Level 1	0.2500000 Level 2	0.5000000 Level 3	1.0000 Level 4	2.5000 Level 5	5.0000 Level 6	Curve	Coefficients b	m1	m2	%RSD or R^2	
	7.5000 Level 7	10.0000 Level 8	12.5000 Level 9									
233 3-Methylcyclohexanone	+++++	+++++	+++++	+++++	+++++	+++++						
	+++++	+++++	+++++				AVRG		0.000e+000		0.000e+000	<-
234 4-Methylcyclohexanone	+++++	+++++	+++++	+++++	+++++	+++++						
	+++++	+++++	+++++				AVRG		0.000e+000		0.000e+000	<-
235 Tributyl phosphate	+++++	+++++	+++++	+++++	+++++	+++++						
	+++++	+++++	+++++				AVRG		0.000e+000		0.000e+000	<-
236 Phenyl sulfone	+++++	+++++	+++++	+++++	+++++	+++++						
	+++++	+++++	+++++				AVRG		0.000e+000		0.000e+000	<-
237 3,4-Dichloronitrobenzene	+++++	+++++	+++++	+++++	+++++	+++++						
	+++++	+++++	+++++				AVRG		0.000e+000		0.000e+000	<-
239 N-methyl-pyrrolidone	+++++	+++++	+++++	+++++	+++++	+++++						
	+++++	+++++	+++++				AVRG		0.000e+000		0.000e+000	<-
$ 154 Nitrobenzene-d5	0.29092	0.29711	0.29207	0.29046	0.30620	0.29642						
	0.30080	0.32275	0.32289				AVRG		0.30218		4.21050	

TestAmerica North Canton

INITIAL CALIBRATION DATA

Start Cal Date : 05-MAR-2010 10:22
End Cal Date : 05-MAR-2010 12:55
Quant Method : ISTD
Origin : Included
Target Version : 4.14
Integrator : HP RTE
Method file : \\cansvr11\dd\chem\MSS\a4hp7.i\00305a.b\8270C-625.m
Last Edit : 05-Mar-2010 13:07 gruberj

Compound	0.0500000 Level 1	0.2500000 Level 2	0.5000000 Level 3	1.0000 Level 4	2.5000 Level 5	5.0000 Level 6	Curve	Coefficients b	mI	m2	%RSD or R^2	
	7.5000 Level 7	10.0000 Level 8	12.5000 Level 9									
$ 155 2-Fluorobiphenyl	1.21669	1.14906	1.13917	1.11896	1.15616	1.10314						
	1.09429	1.21393	1.19288				AVRG		1.15381		3.95541	
$ 156 Terphenyl-d14	0.63506	0.62350	0.61679	0.59653	0.63280	0.60724						
	0.61384	0.66018	0.66859				AVRG		0.62828		3.78446	
$ 157 Phenol-d5	1.51832	1.46314	1.45119	1.43854	1.48211	1.48253						
	1.48335	1.60254	1.56364				AVRG		1.49837		3.60144	
$ 158 2-Fluorophenol	1.18463	1.09010	1.08704	1.12058	1.10587	1.10483						
	1.10730	1.16705	1.23967				AVRG		1.13412		4.56984	
$ 159 2,4,6-Tribromophenol	+++++	0.12734	0.11457	0.12386	0.13207	0.14036						
	0.14271	0.15337	0.14549				AVRG		0.13497		9.47329	
$ 186 2-Chlorophenol-d4	+++++	1.16374	1.16003	1.14552	1.17441	1.16874						
	1.17001	1.26388	1.22940				AVRG		1.18447		3.41120	<-
$ 187 1,2-Dichlorobenzene-d4	+++++	0.79402	0.78134	0.79477	0.79353	0.77904						
	0.78003	0.83923	0.83150				AVRG		0.79918		2.92167	

TestAmerica North Canton

INITIAL CALIBRATION DATA

Start Cal Date : 05-MAR-2010 10:22
End Cal Date : 05-MAR-2010 12:55
Quant Method : ISTD
Origin : Included
Target Version : 4.14
Integrator : HP RTE
Method file : \\cansvr11\dd\chem\MSS\a4hp7.i\00305a.b\8270C-625.m
Last Edit : 05-Mar-2010 13:07 gruberj

Curve	Formula	Units
Averaged	Amt = Rsp/m1	Response
Quad	Amt = b + m1*Rsp + m2*Rsp^2	Response

TestAmerica North Canton

Semivolatile REPORT SW-846 Method 8270

Data file : \\cansvr11\dd\chem\MSS\a4hp7.i\00305a.b\7SH0305.D
Lab Smp Id: l7
Inj Date : 05-MAR-2010 12:36
Operator : 001710 Inst ID: a4hp7.i
Smp Info : l7,00305a.b,8270C-625,1-827042d.sub,1,,7
Misc Info :
Comment :
Method : \\cansvr11\dd\chem\MSS\a4hp7.i\00305a.b\8270C-625.m
Meth Date : 05-Mar-2010 13:15 a4hp7.i Quant Type: ISTD
Cal Date : 05-MAR-2010 12:17 Cal File: 7SHH0305.D
Als bottle: 9 Calibration Sample, Level: 7
Dil Factor: 1.00000
Integrator: HP RTE Compound Sublist: 1-827042d.sub
Target Version: 4.14
Processing Host: CANPMSSV01

	Compounds	QUANT SIG MASS	RT	EXP RT	REL RT	RESPONSE	AMOUNTS CAL-AMT (NG)	ON-COL (NG)
* 1	1,4-Dichlorobenzene-d4	152	3.649	3.649	(1.000)	243046	2.00000	
* 2	Naphthalene-d8	136	4.553	4.553	(1.000)	1064973	2.00000	
* 3	Acenaphthene-d10	164	5.820	5.820	(1.000)	613501	2.00000	
* 4	Phenanthrene-d10	188	6.911	6.911	(1.000)	1026403	2.00000	
* 5	Chrysene-d12	240	8.901	8.901	(1.000)	1238926	2.00000	
* 6	Perylene-d12	264	10.458	10.458	(1.000)	1107116	2.00000	
9	Pyridine	79	2.034	2.034	(0.557)	885519	7.50000	6.3838
10	N-Nitrosodimethylamine	74	2.007	2.007	(0.550)	598668	7.50000	7.4186(M)
11	Ethyl methacrylate	69	2.237	2.237	(0.613)	904738	7.50000	7.4320
12	3-Chloropropionitrile	54	2.424	2.424	(0.664)	688411	7.50000	7.4703(M)
13	Malononitrile	66	2.558	2.558	(0.701)	1349048	7.50000	7.4838(M)
209	Benzaldehyde	77	3.365	3.365	(0.922)	669564	7.50000	6.8676
21	Aniline	93	3.424	3.424	(0.938)	1713409	7.50000	7.2930
22	Phenol	94	3.355	3.355	(0.919)	1433501	7.50000	7.4459
23	bis(2-Chloroethyl)ether	93	3.446	3.446	(0.944)	1313566	7.50000	8.1542
24	2-Chlorophenol	128	3.504	3.504	(0.960)	1163772	7.50000	7.4508
26	1,3-Dichlorobenzene	146	3.617	3.617	(0.991)	1165260	7.50000	7.3257
27	1,4-Dichlorobenzene	146	3.665	3.665	(1.004)	1150996	7.50000	7.3196
28	1,2-Dichlorobenzene	146	3.772	3.772	(1.034)	1122841	7.50000	7.3912
29	Benzyl Alcohol	108	3.724	3.724	(1.021)	776427	7.50000	7.5700
30	2-Methylphenol	108	3.777	3.777	(1.035)	1069667	7.50000	7.5532
31	bis(2-Chloroisopropyl)ether	45	3.809	3.809	(1.044)	1716216	7.50000	7.5405
37	Acetophenone	105	3.916	3.916	(1.073)	1571603	7.50000	7.6309
32	N-Nitroso-di-n-propylamine	70	3.906	3.906	(1.070)	850813	7.50000	7.7313
192	4-Methylphenol	108	3.879	3.879	(1.063)	1134300	7.50000	7.6419
34	Hexachloroethane	117	4.013	4.013	(1.100)	435973	7.50000	7.4176
35	Nitrobenzene	77	4.045	4.045	(0.888)	1169432	7.50000	7.3577
41	Isophorone	82	4.205	4.205	(0.924)	2379370	7.50000	7.4804
42	2-Nitrophenol	139	4.269	4.269	(0.938)	657523	7.50000	7.7284
43	2,4-Dimethylphenol	107	4.259	4.259	(0.935)	1177045	7.50000	7.4078
44	bis(2-Chloroethoxy)methane	93	4.333	4.333	(0.952)	1374979	7.50000	7.4278

46	2,4-Toluenediamene	121	5.371	5.371 (1.180)	630420	7.50000	6.4872
47	1,3,5-Trichlorobenzene	180	4.275	4.275 (0.939)	986534	7.50000	7.2080

	Compounds	QUANT SIG MASS	RT	EXP RT	REL RT	RESPONSE	AMOUNTS CAL-AMT (NG)	AMOUNTS ON-COL (NG)
48	2,4-Dichlorophenol	162	4.430	4.430	(0.973)	926961	7.50000	7.4613
49	Benzoic Acid	122	4.339	4.339	(0.953)	1805848	15.0000	14.891
50	1,2,4-Trichlorobenzene	180	4.499	4.499	(0.988)	980070	7.50000	7.2347
51	Naphthalene	128	4.569	4.569	(1.004)	3586631	7.50000	7.2836
52	4-Chloroaniline	127	4.585	4.585	(1.007)	1528419	7.50000	7.1940
56	Hexachlorobutadiene	225	4.633	4.633	(1.018)	516900	7.50000	7.3189
210	Caprolactam	113	4.847	4.847	(1.065)	445727	7.50000	7.9125
57	1,2,3-Trichlorobenzene	180	4.665	4.665	(1.025)	935508	7.50000	7.3094
59	4-Chloro-3-Methylphenol	107	4.906	4.906	(1.078)	1073727	7.50000	7.6748
62	2-Methylnaphthalene	142	5.061	5.061	(1.112)	2026082	7.50000	7.5578
63	1-Methylnaphthalene	142	5.136	5.136	(1.128)	2305407	7.50000	7.4789
64	Hexachlorocyclopentadiene	237	5.162	5.162	(0.887)	559409	7.50000	7.3200
66	2,4,6-Trichlorophenol	196	5.248	5.248	(0.902)	672911	7.50000	7.3635
67	2,4,5-Trichlorophenol	196	5.275	5.275	(0.906)	723000	7.50000	7.3658
211	1,1'-Biphenyl	154	5.387	5.387	(0.926)	2993736	7.50000	7.1550
68	1,2,3,5-Tetrachlorobenzene	216	5.168	5.168	(0.888)	1000606	7.50000	7.1592
70	2-Chloronaphthalene	162	5.419	5.419	(0.931)	2212791	7.50000	7.1195
73	2-Nitroaniline	65	5.473	5.473	(0.940)	690331	7.50000	7.5680
74	1,2,3,4-Tetrachlorobenzene	216	5.387	5.387	(0.926)	914143	7.50000	7.0737
76	Dimethylphthalate	163	5.585	5.585	(0.960)	2643339	7.50000	7.3975
78	2,6-Dinitrotoluene	165	5.639	5.639	(0.969)	620512	7.50000	7.7831
79	Acenaphthylene	152	5.724	5.724	(0.983)	3715542	7.50000	7.2758
80	1,2-Dinitrobenzene	168	5.692	5.692	(0.978)	318749	7.50000	8.0264
81	3-Nitroaniline	138	5.772	5.772	(0.992)	671400	7.50000	7.5294
82	Acenaphthene	153	5.847	5.847	(1.005)	2361662	7.50000	7.1906
83	2,4-Dinitrophenol	184	5.847	5.847	(1.005)	930951	15.0000	15.196
85	4-Nitrophenol	109	5.858	5.858	(1.006)	340411	7.50000	7.8648
86	Dibenzofuran	168	5.970	5.970	(1.026)	3204657	7.50000	7.2632
87	2,4-Dinitrotoluene	165	5.933	5.933	(1.019)	865567	7.50000	7.9408
91	2,3,5,6-Tetrachlorophenol	232	6.013	6.013	(1.033)	647572	7.50000	7.8481
93	Diethylphthalate	149	6.093	6.093	(1.047)	2782618	7.50000	7.5978
94	Fluorene	166	6.222	6.222	(1.069)	2764955	7.50000	7.3746
95	4-Chlorophenyl-phenylether	204	6.200	6.200	(1.065)	1249355	7.50000	7.4811
96	4-Nitroaniline	138	6.222	6.222	(1.069)	730342	7.50000	7.8097
98	4,6-Dinitro-2-methylphenol	198	6.232	6.232	(0.902)	513701	7.50000	7.4114
99	N-Nitrosodiphenylamine	169	6.286	6.286	(0.909)	2038711	7.50000	7.4084
100	1,2-Diphenylhydrazine	77	6.318	6.318	(0.914)	2749538	7.50000	7.3171
106	4-Bromophenyl-phenylether	248	6.564	6.564	(0.950)	740318	7.50000	7.4953
107	Hexachlorobenzene	284	6.623	6.623	(0.958)	714115	7.50000	7.3533
212	Atrazine	200	6.649	6.649	(0.962)	516481	7.50000	7.5363
111	Pentachlorophenol	266	6.756	6.756	(0.978)	1086920	15.0000	15.010
115	Phenanthrene	178	6.933	6.933	(1.003)	4091368	7.50000	7.3378
116	Anthracene	178	6.970	6.970	(1.009)	4158721	7.50000	7.4048
119	Carbazole	167	7.072	7.072	(1.023)	3934282	7.50000	7.5062
120	Di-n-Butylphthalate	149	7.275	7.275	(1.053)	4937911	7.50000	7.7625
123	Fluoranthene	202	7.805	7.805	(1.129)	4328624	7.50000	7.5758
124	Benzidine	184	7.874	7.874	(0.885)	2573151	7.50000	7.3043
125	Pyrene	202	7.981	7.981	(0.897)	4578829	7.50000	7.1688
131	Butylbenzylphthalate	149	8.388	8.388	(0.942)	2231771	7.50000	7.4730
133	3,3'-Dimethoxybenzidine	244	8.794	8.794	(0.988)	894223	7.50000	6.9112
135	3,3'-Dichlorobenzidine	252	8.837	8.837	(0.993)	1649223	7.50000	7.3871
136	Benzo(a)Anthracene	228	8.890	8.890	(0.999)	4379436	7.50000	7.1419

137 Chrysene	228	8.928	8.928 (1.003)	4108507	7.50000	7.1004
138 4,4'-Methylene bis(o-chloroan	231	8.837	8.837 (0.993)	883460	7.50000	7.5508

Compounds	QUANT SIG MASS	RT	EXP RT	REL RT	RESPONSE	AMOUNTS CAL-AMT (NG)	AMOUNTS ON-COL (NG)
139 bis(2-ethylhexyl)Phthalate	149	8.805	8.805	(0.989)	3186787	7.50000	7.4876
140 Di-n-octylphthalate	149	9.399	9.399	(0.899)	5369564	7.50000	7.7316
141 Benzo(b)fluoranthene	252	9.971	9.971	(0.953)	4224394	7.50000	7.4236
142 Benzo(k)fluoranthene	252	10.008	10.008	(0.957)	4549745	7.50000	7.5140
146 Benzo(a)pyrene	252	10.393	10.393	(0.994)	4044534	7.50000	7.4038
149 Indeno(1,2,3-cd)pyrene	276	12.191	12.191	(1.166)	4555032	7.50000	7.4614
150 Dibenz(a,h)anthracene	278	12.212	12.212	(1.168)	3838074	7.50000	7.4684
151 Benzo(g,h,i)perylene	276	12.725	12.725	(1.217)	3801569	7.50000	7.4627
198 1,4-Dioxane	88	1.830	1.830	(0.502)	330117	7.50000	6.3084(M)
$ 154 Nitrobenzene-d5	82	4.034	4.034	(0.886)	1201280	7.50000	7.4657
$ 155 2-Fluorobiphenyl	172	5.312	5.312	(0.913)	2517551	7.50000	7.1131
$ 156 Terphenyl-d14	244	8.056	8.056	(0.905)	2851883	7.50000	7.3276
$ 157 Phenol-d5	99	3.344	3.344	(0.916)	1351959	7.50000	7.4248
$ 158 2-Fluorophenol	112	2.766	2.766	(0.758)	1009217	7.50000	7.3226
$ 159 2,4,6-Tribromophenol	330	6.398	6.398	(1.099)	328333	7.50000	7.9302
$ 186 2-Chlorophenol-d4	132	3.494	3.494	(0.957)	1066372	7.50000	7.4084
$ 187 1,2-Dichlorobenzene-d4	152	3.761	3.761	(1.031)	710939	7.50000	7.3203
M 195 Cresols, total	100				2203967	7.50000	
101 Diphenylamine	169	6.286	6.286	(0.909)	2038711	7.50000	7.4084

QC Flag Legend

M - Compound response manually integrated.

TestAmerica North Canton

INTERNAL STANDARD COMPOUNDS
AREA AND RT SUMMARY

Instrument ID: a4hp7.i
Lab File ID: 7SH0305.D
Lab Smp Id: l7
Analysis Type: SV
Quant Type: ISTD
Operator: 001710
Method File: \\cansvr11\dd\chem\MSS\a4hp7.i\00305a.b\8270C-625.m
Misc Info:

Calibration Date: 05-MAR-2010
Calibration Time: 12:55
Level:
Sample Type:

COMPOUND	STANDARD	AREA LIMIT LOWER	AREA LIMIT UPPER	SAMPLE	%DIFF
1 1,4-Dichlorobenze	224917	112459	449834	243046	8.06
2 Naphthalene-d8	988164	494082	1976328	1064973	7.77
3 Acenaphthene-d10	560713	280357	1121426	613501	9.41
4 Phenanthrene-d10	953385	476693	1906770	1026403	7.66
5 Chrysene-d12	1158460	579230	2316920	1238926	6.95
6 Perylene-d12	1037564	518782	2075128	1107116	6.70

COMPOUND	STANDARD	RT LIMIT LOWER	RT LIMIT UPPER	SAMPLE	%DIFF
1 1,4-Dichlorobenze	3.65	3.15	4.15	3.65	0.00
2 Naphthalene-d8	4.55	4.05	5.05	4.55	0.00
3 Acenaphthene-d10	5.82	5.32	6.32	5.82	0.00
4 Phenanthrene-d10	6.91	6.41	7.41	6.91	0.00
5 Chrysene-d12	8.90	8.40	9.40	8.90	0.06
6 Perylene-d12	10.45	9.95	10.95	10.46	0.05

AREA UPPER LIMIT = +100% of internal standard area.
AREA LOWER LIMIT = - 50% of internal standard area.
RT UPPER LIMIT = + 0.50 minutes of internal standard RT.
RT LOWER LIMIT = - 0.50 minutes of internal standard RT.

Data File: \\cansvr11\dd\chem\MSS\a4hp7.i\00305a.b\7SH0305.D

Page 1

Date : 05-MAR-2010 12:36

Client ID:

Instrument: a4hp7.i

Sample Info: 17,00305a.b,8270C-625,1-827042d.sub,1,,7

Operator: 001710

Column phase: db5.625

Column diameter: 0.32

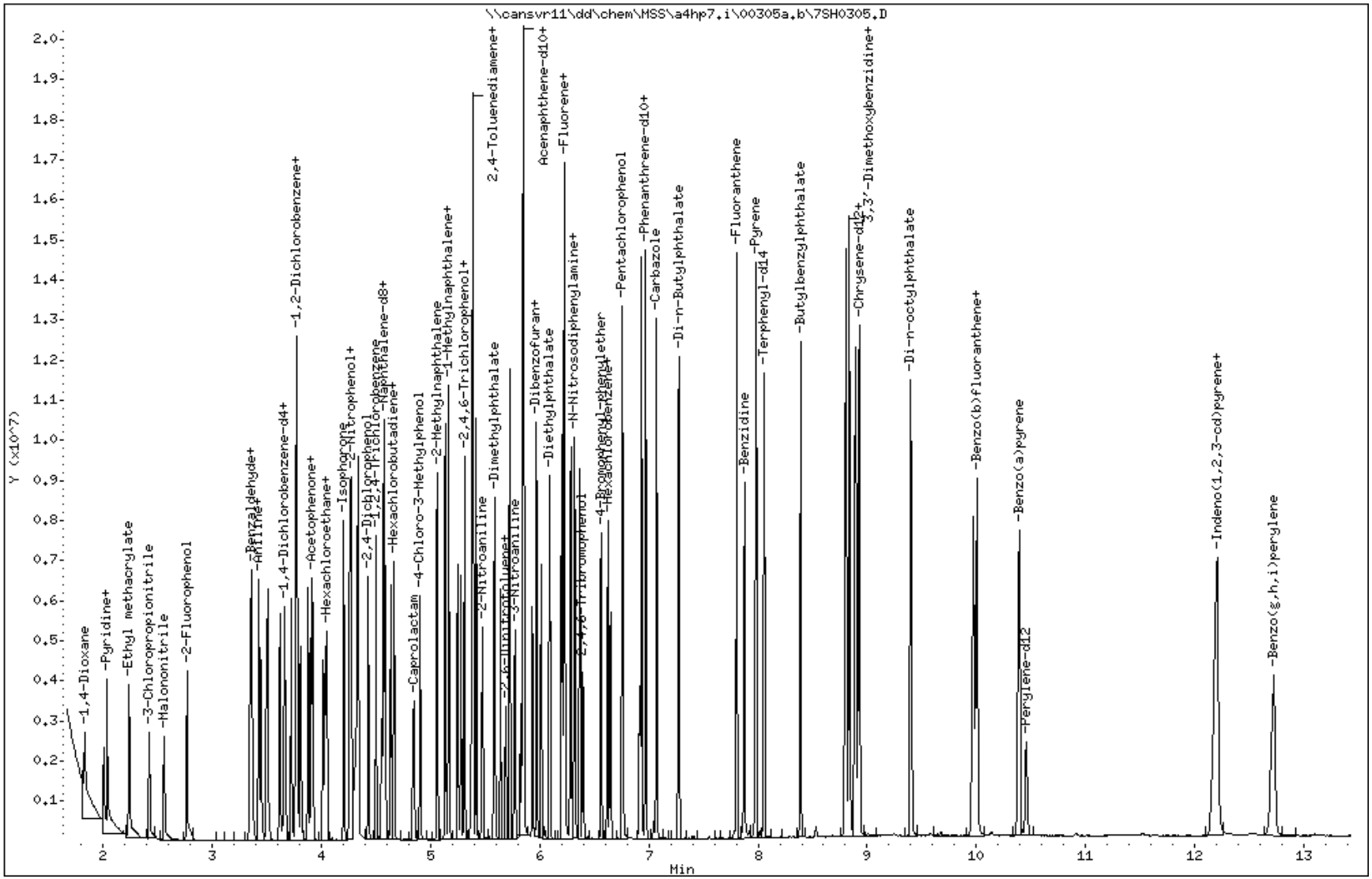

Data File Name: 7SH0305.D
Inj. Date and Time: 05-MAR-2010 12:36
Instrument ID: a4hp7.i
Client ID:
Compound Name: 1,4-Dioxane
CAS #: 123-91-1
Report Date: 03/05/2010

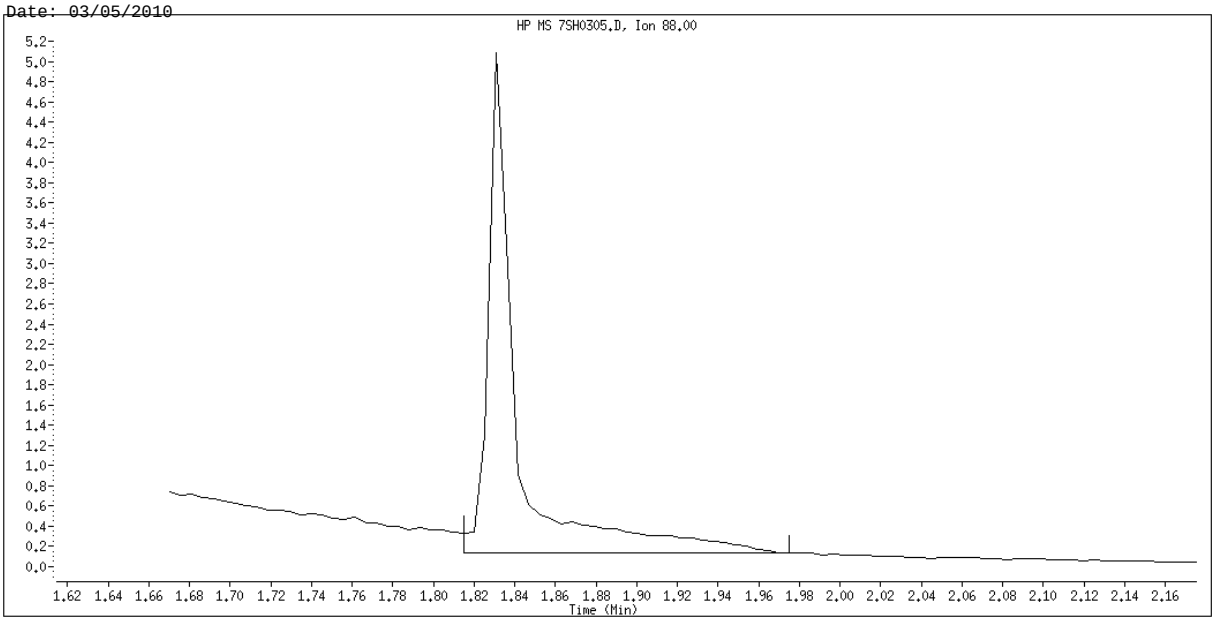

Original Integration

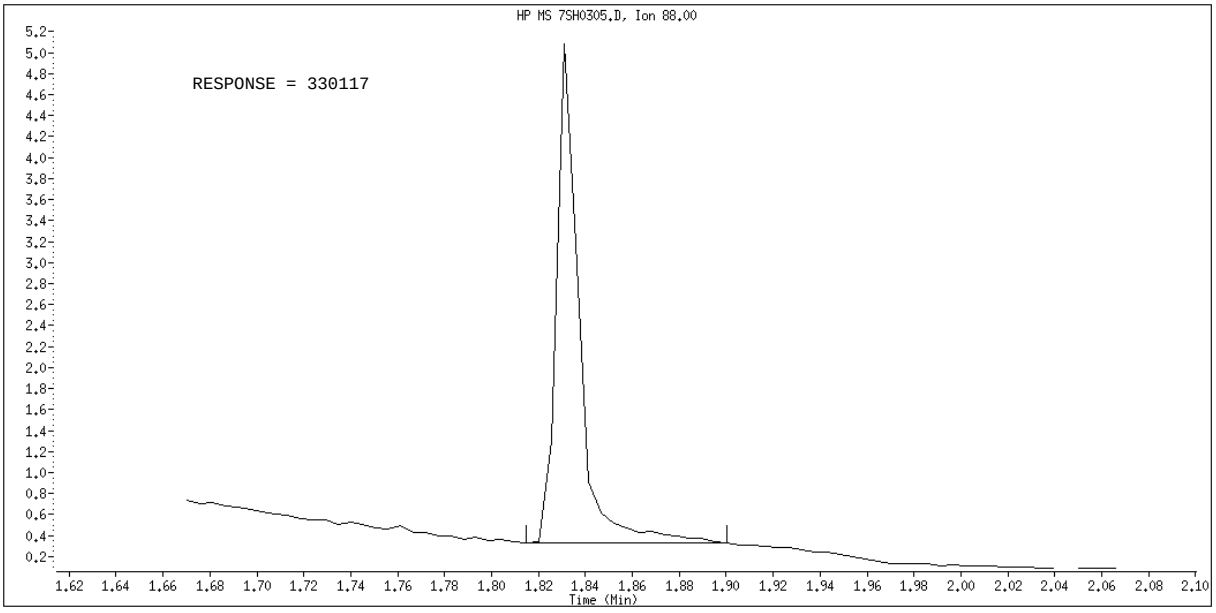

Manual Integration

Manually Integrated By: GruberJ
Manual Integration Reason: Poor Chromatography

Data File Name: 7SH0305.D
Inj. Date and Time: 05-MAR-2010 12:36
Instrument ID: a4hp7.i
Client ID:
Compound Name: N-Nitrosodimethylamine
CAS #: 62-75-9
Report Date: 03/05/2010

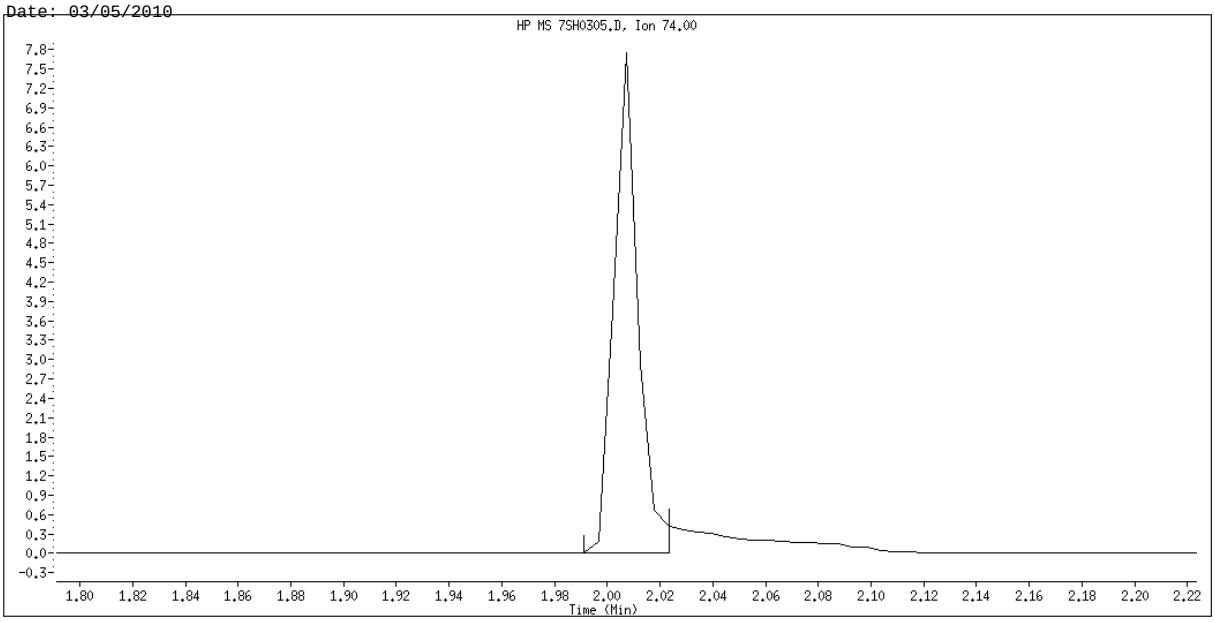

Original Integration

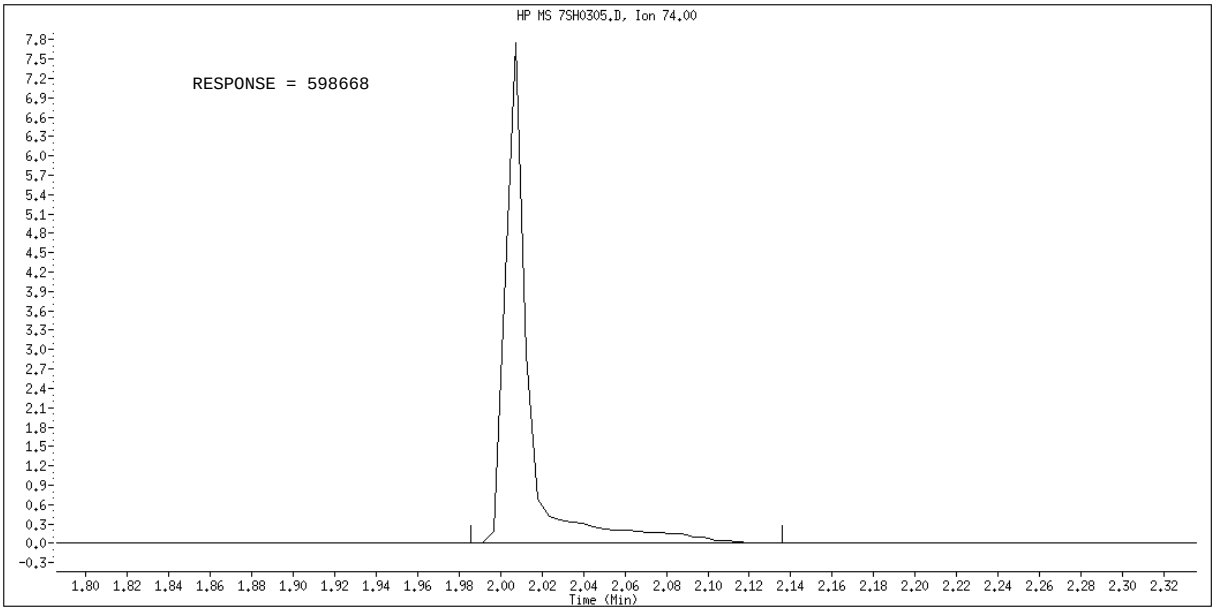

Manual Integration

Manually Integrated By: GruberJ
Manual Integration Reason: Poor Chromatography

Data File Name: 7SH0305.D
Inj. Date and Time: 05-MAR-2010 12:36
Instrument ID: a4hp7.i
Client ID:
Compound Name: 3-Chloropropionitrile
CAS #: 542-76-7
Report Date: 03/05/2010

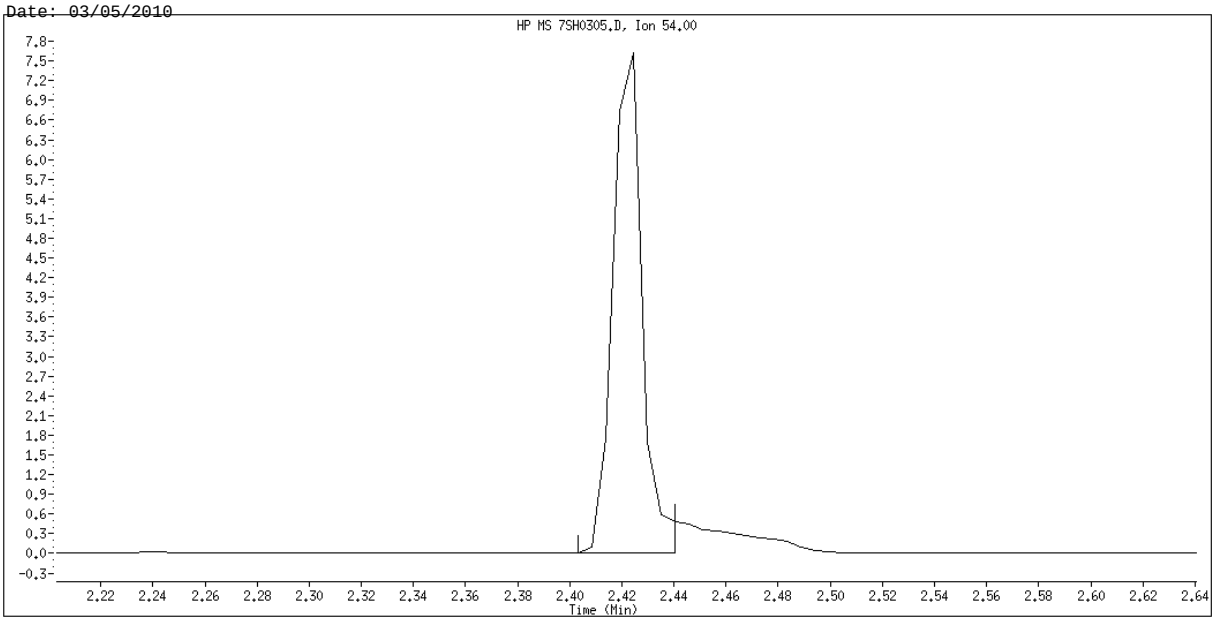

Original Integration

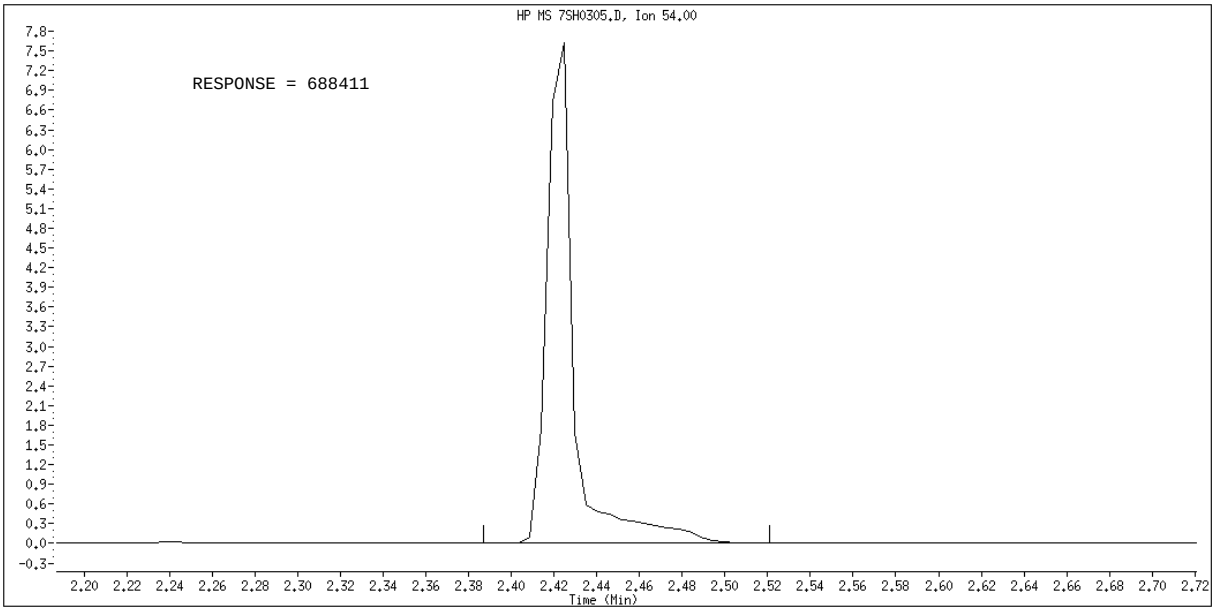

Manual Integration

Manually Integrated By: GruberJ
Manual Integration Reason: Poor Chromatography

Data File Name: 7SH0305.D
Inj. Date and Time: 05-MAR-2010 12:36
Instrument ID: a4hp7.i
Client ID:
Compound Name: Malononitrile
CAS #: 109-77-3
Report Date: 03/05/2010

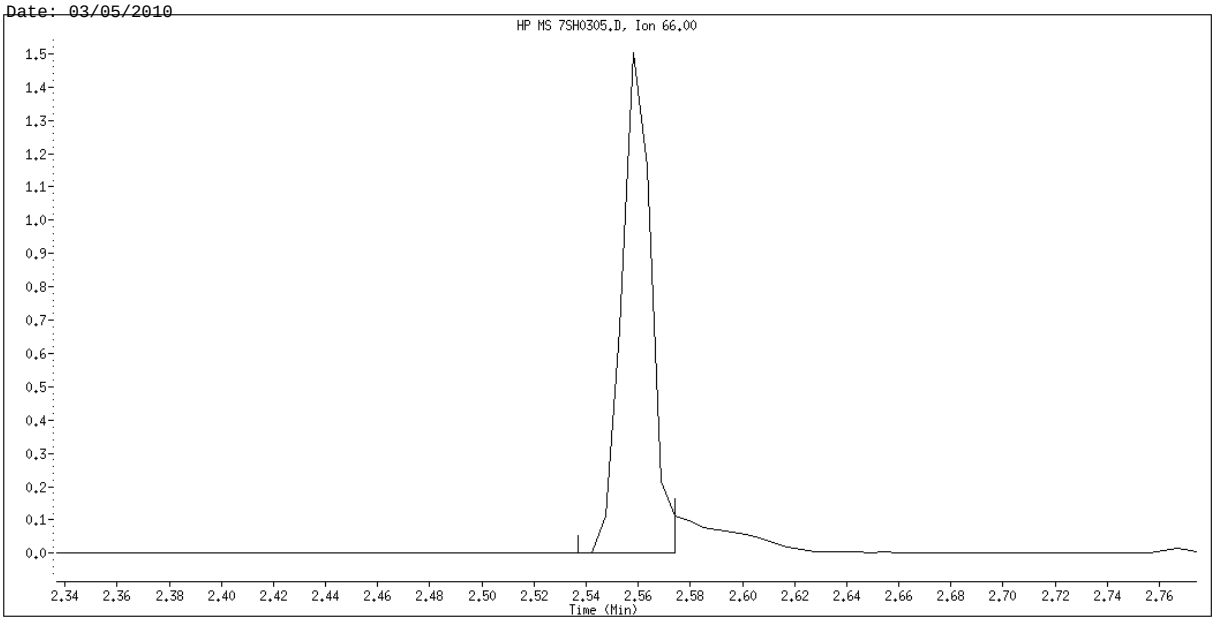

Original Integration

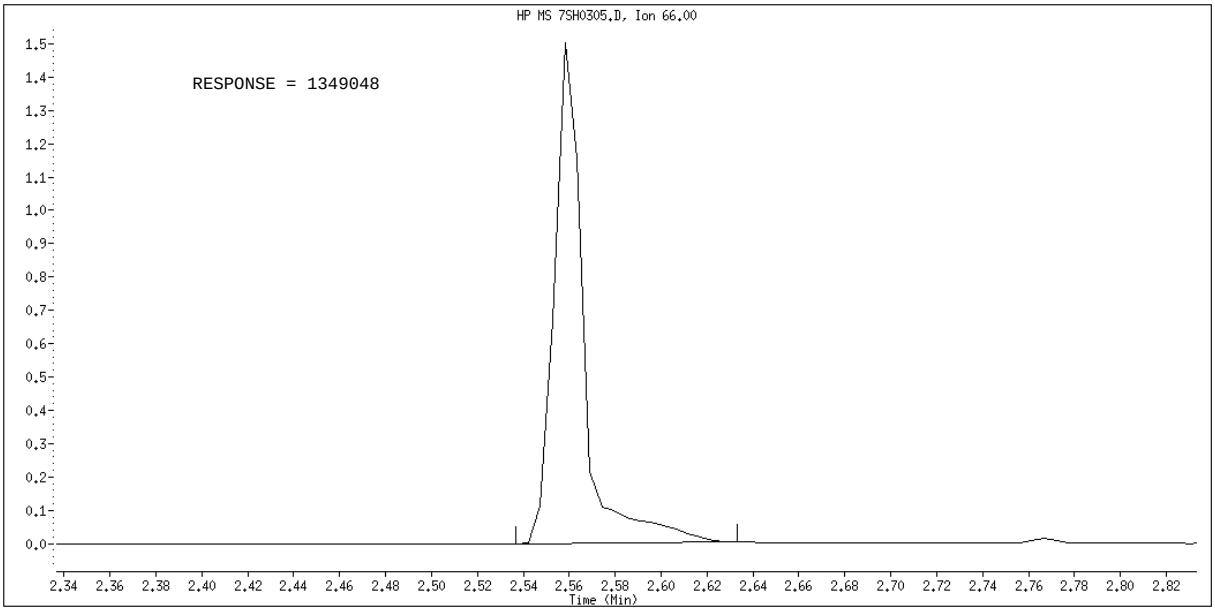

Manual Integration

Manually Integrated By: GruberJ
Manual Integration Reason: Poor Chromatography

TestAmerica North Canton

Semivolatile REPORT SW-846 Method 8270

Data file : \\cansvr11\dd\chem\MSS\a4hp7.i\00305a.b\7SHH0305.D
Lab Smp Id: l8
Inj Date : 05-MAR-2010 12:17
Operator : 001710 Inst ID: a4hp7.i
Smp Info : l8,00305a.b,8270C-625,1-827042d.sub,1,,8
Misc Info :
Comment   :
Method   : \\cansvr11\dd\chem\MSS\a4hp7.i\00305a.b\8270C-625.m
Meth Date : 05-Mar-2010 13:14 a4hp7.i Quant Type: ISTD
Cal Date : 05-MAR-2010 11:57 Cal File: 7SHHH0305.D
Als bottle: 8 Calibration Sample, Level: 8
Dil Factor: 1.00000
Integrator: HP RTE Compound Sublist: 1-827042d.sub
Target Version: 4.14
Processing Host: CANPMSSV01

	Compounds	QUANT SIG MASS	RT	EXP RT	REL RT	RESPONSE	AMOUNTS CAL-AMT (NG)	ON-COL (NG)
* 1	1,4-Dichlorobenzene-d4	152	3.654	3.654	(1.000)	278091	2.00000	
* 2	Naphthalene-d8	136	4.553	4.553	(1.000)	1172218	2.00000	
* 3	Acenaphthene-d10	164	5.826	5.826	(1.000)	645941	2.00000	
* 4	Phenanthrene-d10	188	6.911	6.911	(1.000)	1049057	2.00000	
* 5	Chrysene-d12	240	8.907	8.907	(1.000)	1229814	2.00000	
* 6	Perylene-d12	264	10.468	10.468	(1.000)	1164115	2.00000	
9	Pyridine	79	2.044	2.044	(0.559)	1690855	10.0000	10.653
10	N-Nitrosodimethylamine	74	2.017	2.017	(0.552)	953121	10.0000	10.322
11	Ethyl methacrylate	69	2.247	2.247	(0.615)	1404107	10.0000	10.081
12	3-Chloropropionitrile	54	2.429	2.429	(0.665)	1089275	10.0000	10.331
13	Malononitrile	66	2.568	2.568	(0.703)	2057377	10.0000	9.9749
209	Benzaldehyde	77	3.365	3.365	(0.921)	907441	10.0000	8.1345
21	Aniline	93	3.430	3.430	(0.939)	2921672	10.0000	10.869
22	Phenol	94	3.360	3.360	(0.920)	2330655	10.0000	10.580
23	bis(2-Chloroethyl)ether	93	3.451	3.451	(0.944)	1938670	10.0000	10.518
24	2-Chlorophenol	128	3.510	3.510	(0.960)	1901027	10.0000	10.637
26	1,3-Dichlorobenzene	146	3.617	3.617	(0.990)	1926707	10.0000	10.586
27	1,4-Dichlorobenzene	146	3.665	3.665	(1.003)	1918404	10.0000	10.662
28	1,2-Dichlorobenzene	146	3.777	3.777	(1.034)	1848049	10.0000	10.632
29	Benzyl Alcohol	108	3.729	3.729	(1.020)	1247344	10.0000	10.629
30	2-Methylphenol	108	3.777	3.777	(1.034)	1759443	10.0000	10.858
31	bis(2-Chloroisopropyl)ether	45	3.809	3.809	(1.042)	2712787	10.0000	10.417
37	Acetophenone	105	3.922	3.922	(1.073)	2507821	10.0000	10.642
32	N-Nitroso-di-n-propylamine	70	3.911	3.911	(1.070)	1347136	10.0000	10.699
192	4-Methylphenol	108	3.884	3.884	(1.063)	1820050	10.0000	10.717
34	Hexachloroethane	117	4.013	4.013	(1.098)	725300	10.0000	10.785
35	Nitrobenzene	77	4.050	4.050	(0.890)	1870554	10.0000	10.692
41	Isophorone	82	4.210	4.210	(0.925)	3714218	10.0000	10.609
42	2-Nitrophenol	139	4.269	4.269	(0.938)	1061625	10.0000	11.337
43	2,4-Dimethylphenol	107	4.264	4.264	(0.937)	1887179	10.0000	10.790
44	bis(2-Chloroethoxy)methane	93	4.333	4.333	(0.952)	2153846	10.0000	10.571

46	2,4-Toluenediamene	121	5.376	5.376 (1.181)	921758	10.0000	8.6174
47	1,3,5-Trichlorobenzene	180	4.280	4.280 (0.940)	1596960	10.0000	10.600

	Compounds	QUANT SIG MASS	RT	EXP RT	REL RT	RESPONSE	AMOUNTS CAL-AMT (NG)	AMOUNTS ON-COL (NG)
48	2,4-Dichlorophenol	162	4.430	4.430	(0.973)	1484669	10.0000	10.857
49	Benzoic Acid	122	4.360	4.360	(0.958)	2951374	20.0000	20.800(H)
50	1,2,4-Trichlorobenzene	180	4.499	4.499	(0.988)	1586608	10.0000	10.640
51	Naphthalene	128	4.569	4.569	(1.004)	5611754	10.0000	10.354
52	4-Chloroaniline	127	4.585	4.585	(1.007)	2512914	10.0000	10.746
56	Hexachlorobutadiene	225	4.638	4.638	(1.019)	840489	10.0000	10.812
210	Caprolactam	113	4.863	4.863	(1.068)	679329	10.0000	10.956
57	1,2,3-Trichlorobenzene	180	4.665	4.665	(1.025)	1486169	10.0000	10.550
59	4-Chloro-3-Methylphenol	107	4.906	4.906	(1.078)	1686507	10.0000	10.952
62	2-Methylnaphthalene	142	5.061	5.061	(1.112)	3148018	10.0000	10.669
63	1-Methylnaphthalene	142	5.136	5.136	(1.128)	3585753	10.0000	10.568
64	Hexachlorocyclopentadiene	237	5.162	5.162	(0.886)	892110	10.0000	10.571
66	2,4,6-Trichlorophenol	196	5.248	5.248	(0.901)	1053215	10.0000	10.946
67	2,4,5-Trichlorophenol	196	5.280	5.280	(0.906)	1121574	10.0000	10.852
211	1,1'-Biphenyl	154	5.392	5.392	(0.926)	4648125	10.0000	10.551
68	1,2,3,5-Tetrachlorobenzene	216	5.168	5.168	(0.887)	1556029	10.0000	10.574
70	2-Chloronaphthalene	162	5.419	5.419	(0.930)	3423073	10.0000	10.460
73	2-Nitroaniline	65	5.478	5.478	(0.940)	1057773	10.0000	11.014
74	1,2,3,4-Tetrachlorobenzene	216	5.387	5.387	(0.925)	1427777	10.0000	10.493
76	Dimethylphthalate	163	5.585	5.585	(0.959)	3951690	10.0000	10.504
78	2,6-Dinitrotoluene	165	5.644	5.644	(0.969)	955114	10.0000	11.378
79	Acenaphthylene	152	5.724	5.724	(0.983)	5753107	10.0000	10.700
80	1,2-Dinitrobenzene	168	5.692	5.692	(0.977)	473814	10.0000	11.332
81	3-Nitroaniline	138	5.772	5.772	(0.991)	1039039	10.0000	11.067
82	Acenaphthene	153	5.852	5.852	(1.005)	3598885	10.0000	10.407
83	2,4-Dinitrophenol	184	5.847	5.847	(1.004)	1345502	20.0000	20.928(Q)
85	4-Nitrophenol	109	5.858	5.858	(1.006)	510206	10.0000	11.196
86	Dibenzofuran	168	5.975	5.975	(1.026)	4893125	10.0000	10.533
87	2,4-Dinitrotoluene	165	5.938	5.938	(1.019)	1297954	10.0000	11.310
91	2,3,5,6-Tetrachlorophenol	232	6.018	6.018	(1.033)	993667	10.0000	11.438
93	Diethylphthalate	149	6.093	6.093	(1.046)	4016988	10.0000	10.417
94	Fluorene	166	6.227	6.227	(1.069)	4148995	10.0000	10.510
95	4-Chlorophenyl-phenylether	204	6.200	6.200	(1.064)	1880780	10.0000	10.696
96	4-Nitroaniline	138	6.227	6.227	(1.069)	1113170	10.0000	11.306
98	4,6-Dinitro-2-methylphenol	198	6.238	6.238	(0.902)	777212	10.0000	10.704
99	N-Nitrosodiphenylamine	169	6.286	6.286	(0.909)	3020985	10.0000	10.741
100	1,2-Diphenylhydrazine	77	6.318	6.318	(0.914)	4059074	10.0000	10.569
106	4-Bromophenyl-phenylether	248	6.564	6.564	(0.950)	1108342	10.0000	10.979
107	Hexachlorobenzene	284	6.623	6.623	(0.958)	1059914	10.0000	10.678
212	Atrazine	200	6.649	6.649	(0.962)	711410	10.0000	10.156
111	Pentachlorophenol	266	6.756	6.756	(0.978)	1575458	20.0000	20.865
115	Phenanthrene	178	6.933	6.933	(1.003)	5936772	10.0000	10.418
116	Anthracene	178	6.970	6.970	(1.009)	6027946	10.0000	10.501
119	Carbazole	167	7.072	7.072	(1.023)	5701082	10.0000	10.642
120	Di-n-Butylphthalate	149	7.275	7.275	(1.053)	6129118	10.0000	9.4270
123	Fluoranthene	202	7.810	7.810	(1.130)	6160930	10.0000	10.550
124	Benzidine	184	7.874	7.874	(0.884)	3839138	10.0000	10.979
125	Pyrene	202	7.987	7.987	(0.897)	6563904	10.0000	10.353
131	Butylbenzylphthalate	149	8.393	8.393	(0.942)	3093801	10.0000	10.436
133	3,3'-Dimethoxybenzidine	244	8.800	8.800	(0.988)	1365434	10.0000	10.631
135	3,3'-Dichlorobenzidine	252	8.848	8.848	(0.993)	2433210	10.0000	10.979
136	Benzo(a)Anthracene	228	8.901	8.901	(0.999)	6294035	10.0000	10.340

137	Chrysene	228	8.933	8.933 (1.003)	6094481	10.0000	10.610
138	4,4'-Methylene bis(o-chloroan	231	8.842	8.842 (0.993)	1284819	10.0000	11.062

Compounds	QUANT SIG MASS	RT	EXP RT	REL RT	RESPONSE	AMOUNTS CAL-AMT (NG)	AMOUNTS ON-COL (NG)
139 bis(2-ethylhexyl)Phthalate	149	8.816	8.816	(0.990)	4424141	10.0000	10.472
140 Di-n-octylphthalate	149	9.409	9.409	(0.899)	7566445	10.0000	10.361
141 Benzo(b)fluoranthene	252	9.987	9.987	(0.954)	6314371	10.0000	10.553
142 Benzo(k)fluoranthene	252	10.019	10.019	(0.957)	7006557	10.0000	11.005
146 Benzo(a)pyrene	252	10.409	10.409	(0.994)	6250619	10.0000	10.882
149 Indeno(1,2,3-cd)pyrene	276	12.212	12.212	(1.167)	7132189	10.0000	11.111
150 Dibenz(a,h)anthracene	278	12.233	12.233	(1.169)	6087014	10.0000	11.265
151 Benzo(g,h,i)perylene	276	12.752	12.752	(1.218)	5849772	10.0000	10.921
198 1,4-Dioxane	88	1.846	1.846	(0.505)	612434	10.0000	10.228
$ 154 Nitrobenzene-d5	82	4.034	4.034	(0.886)	1891645	10.0000	10.681
$ 155 2-Fluorobiphenyl	172	5.312	5.312	(0.912)	3920633	10.0000	10.521
$ 156 Terphenyl-d14	244	8.056	8.056	(0.905)	4059467	10.0000	10.508
$ 157 Phenol-d5	99	3.349	3.349	(0.917)	2228261	10.0000	10.695
$ 158 2-Fluorophenol	112	2.772	2.772	(0.759)	1622729	10.0000	10.290
$ 159 2,4,6-Tribromophenol	330	6.398	6.398	(1.098)	495346	10.0000	11.363
$ 186 2-Chlorophenol-d4	132	3.499	3.499	(0.958)	1757375	10.0000	10.670
$ 187 1,2-Dichlorobenzene-d4	152	3.766	3.766	(1.031)	1166908	10.0000	10.501
M 195 Cresols, total	100				3579493	10.0000	
101 Diphenylamine	169	6.286	6.286	(0.909)	3020985	10.0000	10.741

QC Flag Legend

Q - Qualifier signal failed the ratio test.
H - Operator selected an alternate compound hit.

TestAmerica North Canton

INTERNAL STANDARD COMPOUNDS
AREA AND RT SUMMARY

Instrument ID: a4hp7.i
Lab File ID: 7SHH0305.D
Lab Smp Id: l8
Analysis Type: SV
Quant Type: ISTD
Operator: 001710
Method File: \\cansvr11\dd\chem\MSS\a4hp7.i\00305a.b\8270C-625.m
Misc Info:

Calibration Date: 05-MAR-2010
Calibration Time: 12:55
Level:
Sample Type:

COMPOUND	STANDARD	AREA LIMIT LOWER	AREA LIMIT UPPER	SAMPLE	%DIFF
1 1,4-Dichlorobenze	224917	112459	449834	278091	23.64
2 Naphthalene-d8	988164	494082	1976328	1172218	18.63
3 Acenaphthene-d10	560713	280357	1121426	645941	15.20
4 Phenanthrene-d10	953385	476693	1906770	1049057	10.03
5 Chrysene-d12	1158460	579230	2316920	1229814	6.16
6 Perylene-d12	1037564	518782	2075128	1164115	12.20

COMPOUND	STANDARD	RT LIMIT LOWER	RT LIMIT UPPER	SAMPLE	%DIFF
1 1,4-Dichlorobenze	3.65	3.15	4.15	3.65	0.15
2 Naphthalene-d8	4.55	4.05	5.05	4.55	0.00
3 Acenaphthene-d10	5.82	5.32	6.32	5.83	0.09
4 Phenanthrene-d10	6.91	6.41	7.41	6.91	0.00
5 Chrysene-d12	8.90	8.40	9.40	8.91	0.12
6 Perylene-d12	10.45	9.95	10.95	10.47	0.15

AREA UPPER LIMIT = +100% of internal standard area.
AREA LOWER LIMIT = - 50% of internal standard area.
RT UPPER LIMIT = + 0.50 minutes of internal standard RT.
RT LOWER LIMIT = - 0.50 minutes of internal standard RT.

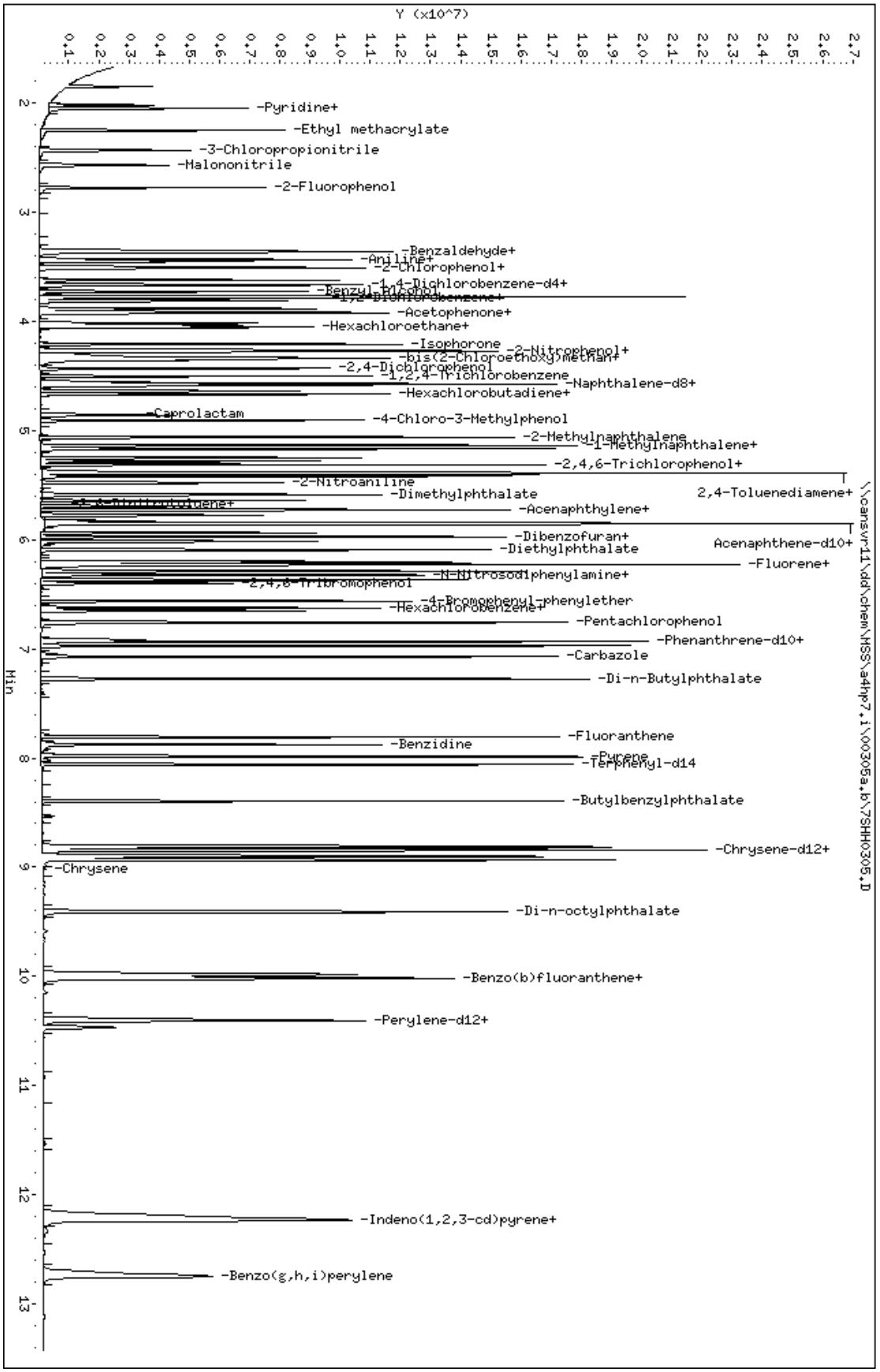

Data File: \\cansvr11\dd\chem\MSS\a4hp7.i\00305a.b\7SHH0305.D
Date : 05-MAR-2010 12:17
Client ID:
Sample Info: 18,00305a,b,8270C-625,1-827042d,sub,1,,8
Column phase: db5.625

Instrument: a4hp7.i
Operator: 001710
Column diameter: 0.32

TestAmerica North Canton

Semivolatile REPORT SW-846 Method 8270

Data file : \\cansvr11\dd\chem\MSS\a4hp7.i\00305a.b\7SHHH0305.D
Lab Smp Id: l9
Inj Date : 05-MAR-2010 11:57
Operator : 001710   Inst ID: a4hp7.i
Smp Info : l9,00305a.b,8270C-625,1-827042d.sub,1,,9
Misc Info :
Comment   :
Method   : \\cansvr11\dd\chem\MSS\a4hp7.i\00305a.b\8270C-625.m
Meth Date : 05-Mar-2010 13:14 a4hp7.i   Quant Type: ISTD
Cal Date : 05-MAR-2010 11:38   Cal File: 7SLL0305.D
Als bottle: 7   Calibration Sample, Level: 9
Dil Factor: 1.00000
Integrator: HP RTE   Compound Sublist: 1-827042d.sub
Target Version: 4.14
Processing Host: CANPMSSV01

		QUANT SIG					AMOUNTS CAL-AMT	ON-COL
	Compounds	MASS	RT	EXP RT	REL RT	RESPONSE	(NG)	(NG)
* 1	1,4-Dichlorobenzene-d4	152	3.654	3.654	(1.000)	143189	2.00000	(Q)
* 2	Naphthalene-d8	136	4.553	4.553	(1.000)	573449	2.00000	
* 3	Acenaphthene-d10	164	5.820	5.820	(1.000)	310082	2.00000	
* 4	Phenanthrene-d10	188	6.911	6.911	(1.000)	500026	2.00000	
* 5	Chrysene-d12	240	8.901	8.901	(1.000)	561573	2.00000	
* 6	Perylene-d12	264	10.457	10.457	(1.000)	490329	2.00000	
9	Pyridine	79	2.044	2.044	(0.559)	1190035	12.5000	14.562
10	N-Nitrosodimethylamine	74	2.012	2.012	(0.551)	625975	12.5000	13.166
11	Ethyl methacrylate	69	2.247	2.247	(0.615)	1015490	12.5000	14.159
12	3-Chloropropionitrile	54	2.429	2.429	(0.665)	710872	12.5000	13.094
13	Malononitrile	66	2.563	2.563	(0.701)	1301496	12.5000	12.255
209	Benzaldehyde	77	Compound Not Detected.					
21	Aniline	93	3.429	3.429	(0.939)	1746140	12.5000	12.615
22	Phenol	94	3.360	3.360	(0.920)	1465816	12.5000	12.923
23	bis(2-Chloroethyl)ether	93	3.445	3.445	(0.943)	1256735	12.5000	13.242
24	2-Chlorophenol	128	3.510	3.510	(0.960)	1191407	12.5000	12.947
26	1,3-Dichlorobenzene	146	3.617	3.617	(0.990)	1224845	12.5000	13.070
27	1,4-Dichlorobenzene	146	3.665	3.665	(1.003)	1212976	12.5000	13.093
28	1,2-Dichlorobenzene	146	3.777	3.777	(1.034)	1159596	12.5000	12.956
29	Benzyl Alcohol	108	3.723	3.723	(1.019)	756247	12.5000	12.515
30	2-Methylphenol	108	3.777	3.777	(1.034)	1057911	12.5000	12.680
31	bis(2-Chloroisopropyl)ether	45	3.809	3.809	(1.042)	1693559	12.5000	12.630
37	Acetophenone	105	3.921	3.921	(1.073)	1516505	12.5000	12.498
32	N-Nitroso-di-n-propylamine	70	3.905	3.905	(1.069)	806436	12.5000	12.438
192	4-Methylphenol	108	3.879	3.879	(1.061)	1107161	12.5000	12.661
34	Hexachloroethane	117	4.012	4.012	(1.098)	464915	12.5000	13.426
35	Nitrobenzene	77	4.050	4.050	(0.890)	1145399	12.5000	13.383
41	Isophorone	82	4.205	4.205	(0.924)	2207593	12.5000	12.889
42	2-Nitrophenol	139	4.269	4.269	(0.938)	618198	12.5000	13.494
43	2,4-Dimethylphenol	107	4.258	4.258	(0.935)	1134457	12.5000	13.260(Q)
44	bis(2-Chloroethoxy)methane	93	4.333	4.333	(0.952)	1303885	12.5000	13.081

46	2,4-Toluenediamene	121	5.371	5.371 (1.180)	680207	12.5000	12.999
47	1,3,5-Trichlorobenzene	180	4.274	4.274 (0.939)	978797	12.5000	13.281

	Compounds	QUANT SIG MASS	RT	EXP RT	REL RT	RESPONSE	AMOUNTS CAL-AMT (NG)	AMOUNTS ON-COL (NG)
48	2,4-Dichlorophenol	162	4.429	4.429	(0.973)	888648	12.5000	13.284
49	Benzoic Acid	122	4.339	4.339	(0.953)	1775257	25.0000	24.546(H)
50	1,2,4-Trichlorobenzene	180	4.499	4.499	(0.988)	957558	12.5000	13.127
51	Naphthalene	128	4.569	4.569	(1.004)	3436854	12.5000	12.962
52	4-Chloroaniline	127	4.585	4.585	(1.007)	1455750	12.5000	12.725
56	Hexachlorobutadiene	225	4.633	4.633	(1.018)	501886	12.5000	13.197
210	Caprolactam	113	4.847	4.847	(1.065)	402062	12.5000	13.255
57	1,2,3-Trichlorobenzene	180	4.665	4.665	(1.025)	896691	12.5000	13.011
59	4-Chloro-3-Methylphenol	107	4.906	4.906	(1.078)	996785	12.5000	13.232
62	2-Methylnaphthalene	142	5.061	5.061	(1.112)	1883113	12.5000	13.046
63	1-Methylnaphthalene	142	5.136	5.136	(1.128)	2160985	12.5000	13.019
64	Hexachlorocyclopentadiene	237	5.162	5.162	(0.887)	505417	12.5000	12.168
66	2,4,6-Trichlorophenol	196	5.248	5.248	(0.902)	614432	12.5000	13.303
67	2,4,5-Trichlorophenol	196	5.275	5.275	(0.906)	648095	12.5000	13.063
211	1,1'-Biphenyl	154	5.387	5.387	(0.926)	2776550	12.5000	13.129
68	1,2,3,5-Tetrachlorobenzene	216	5.168	5.168	(0.888)	933155	12.5000	13.210
70	2-Chloronaphthalene	162	5.419	5.419	(0.931)	2028952	12.5000	12.916
73	2-Nitroaniline	65	5.472	5.472	(0.940)	619095	12.5000	13.428
74	1,2,3,4-Tetrachlorobenzene	216	5.387	5.387	(0.926)	846050	12.5000	12.953
76	Dimethylphthalate	163	5.585	5.585	(0.960)	2339174	12.5000	12.952
78	2,6-Dinitrotoluene	165	5.638	5.638	(0.969)	546689	12.5000	13.567
79	Acenaphthylene	152	5.724	5.724	(0.983)	3363418	12.5000	13.031
80	1,2-Dinitrobenzene	168	5.692	5.692	(0.978)	273459	12.5000	13.624
81	3-Nitroaniline	138	5.772	5.772	(0.992)	602587	12.5000	13.370
82	Acenaphthene	153	5.847	5.847	(1.005)	2147302	12.5000	12.935
83	2,4-Dinitrophenol	184	5.847	5.847	(1.005)	745734	25.0000	24.300(Q)
85	4-Nitrophenol	109	5.852	5.852	(1.006)	295325	12.5000	13.500
86	Dibenzofuran	168	5.970	5.970	(1.026)	2877505	12.5000	12.903
87	2,4-Dinitrotoluene	165	5.932	5.932	(1.019)	747440	12.5000	13.567
91	2,3,5,6-Tetrachlorophenol	232	6.013	6.013	(1.033)	570570	12.5000	13.681
93	Diethylphthalate	149	6.093	6.093	(1.047)	2379102	12.5000	12.852
94	Fluorene	166	6.221	6.221	(1.069)	2454942	12.5000	12.955
95	4-Chlorophenyl-phenylether	204	6.200	6.200	(1.065)	1099368	12.5000	13.024
96	4-Nitroaniline	138	6.216	6.216	(1.068)	648177	12.5000	13.713
98	4,6-Dinitro-2-methylphenol	198	6.232	6.232	(0.902)	418560	12.5000	12.006
99	N-Nitrosodiphenylamine	169	6.285	6.285	(0.909)	1747408	12.5000	13.034
100	1,2-Diphenylhydrazine	77	6.318	6.318	(0.914)	2422808	12.5000	13.235
106	4-Bromophenyl-phenylether	248	6.564	6.564	(0.950)	629516	12.5000	13.083
107	Hexachlorobenzene	284	6.622	6.622	(0.958)	615668	12.5000	13.013
212	Atrazine	200	6.644	6.644	(0.961)	437848	12.5000	13.114
111	Pentachlorophenol	266	6.756	6.756	(0.978)	890145	25.0000	24.446
115	Phenanthrene	178	6.933	6.933	(1.003)	3523174	12.5000	12.970
116	Anthracene	178	6.970	6.970	(1.009)	3567800	12.5000	13.040
119	Carbazole	167	7.072	7.072	(1.023)	3318636	12.5000	12.997
120	Di-n-Butylphthalate	149	7.275	7.275	(1.053)	4100703	12.5000	13.232
123	Fluoranthene	202	7.804	7.804	(1.129)	3619851	12.5000	13.004
124	Benzidine	184	7.874	7.874	(0.885)	2195603	12.5000	13.750
125	Pyrene	202	7.981	7.981	(0.897)	3823061	12.5000	13.205
131	Butylbenzylphthalate	149	8.387	8.387	(0.942)	1784562	12.5000	13.183
133	3,3'-Dimethoxybenzidine	244	8.794	8.794	(0.988)	796033	12.5000	13.573
135	3,3'-Dichlorobenzidine	252	8.837	8.837	(0.993)	1357851	12.5000	13.418
136	Benzo(a)Anthracene	228	8.890	8.890	(0.999)	3585286	12.5000	12.899

137	Chrysene	228	8.922	8.922 (1.002)	3401727	12.5000	12.970
138	4,4'-Methylene bis(o-chloroan	231	8.831	8.831 (0.992)	714331	12.5000	13.469

	Compounds	QUANT SIG MASS	RT	EXP RT	REL RT	RESPONSE	AMOUNTS CAL-AMT (NG)	AMOUNTS ON-COL (NG)
139	bis(2-ethylhexyl)Phthalate	149	8.805	8.805	(0.989)	2540082	12.5000	13.167
140	Di-n-octylphthalate	149	9.398	9.398	(0.899)	4294120	12.5000	13.961
141	Benzo(b)fluoranthene	252	9.971	9.971	(0.953)	3436278	12.5000	13.635
142	Benzo(k)fluoranthene	252	10.003	10.003	(0.957)	3663677	12.5000	13.662
146	Benzo(a)pyrene	252	10.393	10.393	(0.994)	3325510	12.5000	13.745
149	Indeno(1,2,3-cd)pyrene	276	12.185	12.185	(1.165)	3736004	12.5000	13.818
150	Dibenz(a,h)anthracene	278	12.206	12.206	(1.167)	3177353	12.5000	13.960
151	Benzo(g,h,i)perylene	276	12.720	12.720	(1.216)	3092448	12.5000	13.707
198	1,4-Dioxane	88	1.846	1.846	(0.505)	475981	12.5000	15.439
$ 154	Nitrobenzene-d5	82	4.034	4.034	(0.886)	1157251	12.5000	13.357
$ 155	2-Fluorobiphenyl	172	5.312	5.312	(0.913)	2311824	12.5000	12.923
$ 156	Terphenyl-d14	244	8.056	8.056	(0.905)	2346642	12.5000	13.302
$ 157	Phenol-d5	99	3.349	3.349	(0.917)	1399347	12.5000	13.044
$ 158	2-Fluorophenol	112	2.771	2.771	(0.759)	1109416	12.5000	13.663
$ 159	2,4,6-Tribromophenol	330	6.398	6.398	(1.099)	281955	12.5000	13.474
$ 186	2-Chlorophenol-d4	132	3.499	3.499	(0.958)	1100232	12.5000	12.974
$ 187	1,2-Dichlorobenzene-d4	152	3.766	3.766	(1.031)	744132	12.5000	13.005
M 195	Cresols, total	100				2165072	12.5000	
101	Diphenylamine	169	6.285	6.285	(0.909)	1747408	12.5000	13.034

QC Flag Legend

Q - Qualifier signal failed the ratio test.
H - Operator selected an alternate compound hit.

TestAmerica North Canton

INTERNAL STANDARD COMPOUNDS
AREA AND RT SUMMARY

Instrument ID: a4hp7.i
Lab File ID: 7SHHH0305.D
Lab Smp Id: l9
Analysis Type: SV
Quant Type: ISTD
Operator: 001710
Method File: \\cansvr11\dd\chem\MSS\a4hp7.i\00305a.b\8270C-625.m
Misc Info:

Calibration Date: 05-MAR-2010
Calibration Time: 12:55
Level:
Sample Type:

		AREA LIMIT			
COMPOUND	STANDARD	LOWER	UPPER	SAMPLE	%DIFF
1 1,4-Dichlorobenze	224917	112459	449834	143189	-36.34	
2 Naphthalene-d8	988164	494082	1976328	573449	-41.97	
3 Acenaphthene-d10	560713	280357	1121426	310082	-44.70	
4 Phenanthrene-d10	953385	476693	1906770	500026	-47.55	
5 Chrysene-d12	1158460	579230	2316920	561573	-51.52	<-
6 Perylene-d12	1037564	518782	2075128	490329	-52.74	<-

		RT LIMIT			
COMPOUND	STANDARD	LOWER	UPPER	SAMPLE	%DIFF
1 1,4-Dichlorobenze	3.65	3.15	4.15	3.65	0.14
2 Naphthalene-d8	4.55	4.05	5.05	4.55	-0.00
3 Acenaphthene-d10	5.82	5.32	6.32	5.82	-0.00
4 Phenanthrene-d10	6.91	6.41	7.41	6.91	-0.00
5 Chrysene-d12	8.90	8.40	9.40	8.90	0.06
6 Perylene-d12	10.45	9.95	10.95	10.46	0.05

AREA UPPER LIMIT = +100% of internal standard area.
AREA LOWER LIMIT = - 50% of internal standard area.
RT UPPER LIMIT = + 0.50 minutes of internal standard RT.
RT LOWER LIMIT = - 0.50 minutes of internal standard RT.

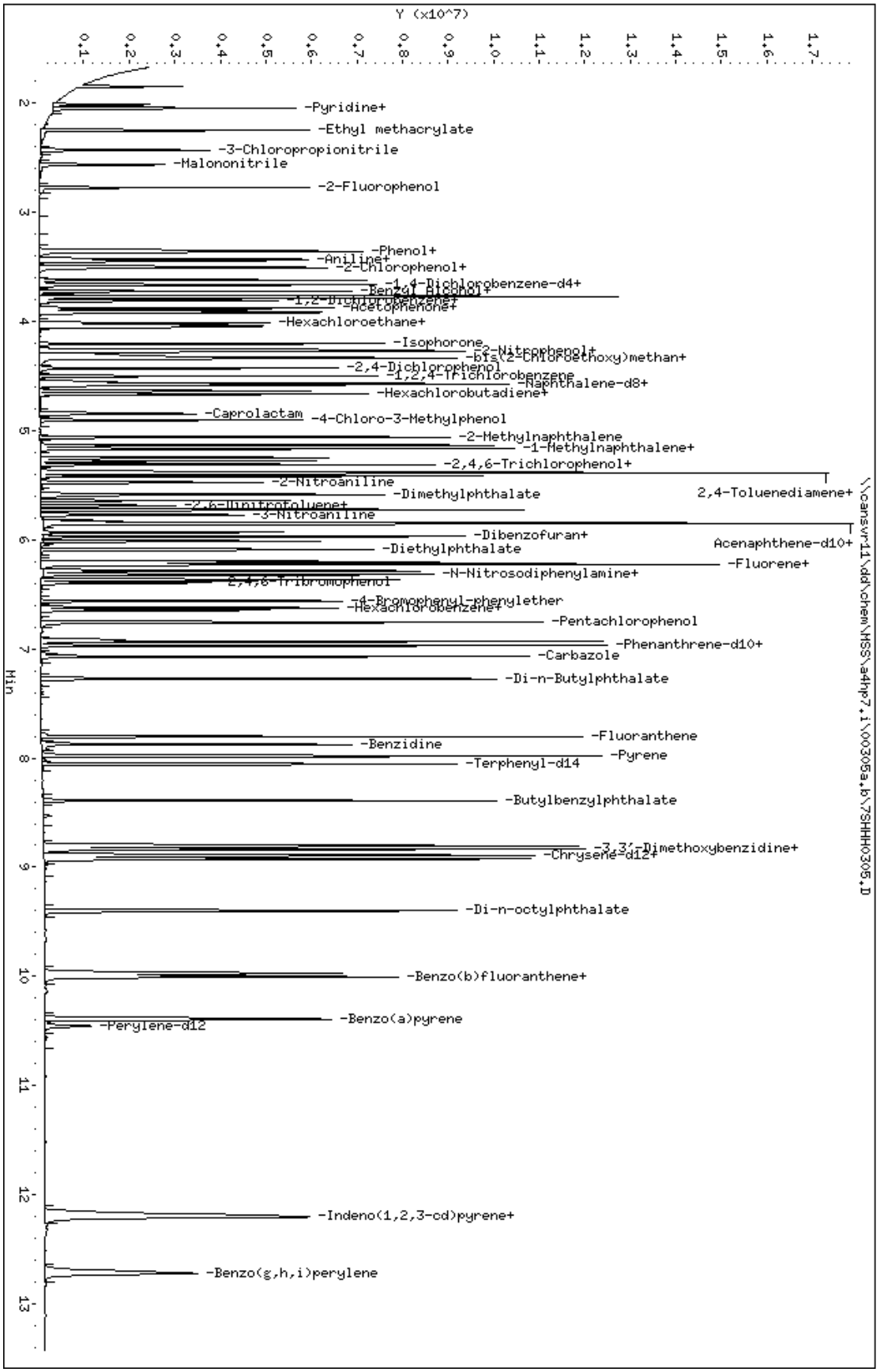

Data File: \\cansvr11\dd\chem\MSS\a4hp7.i\00305a.b\7SHHH0305.D
Date : 05-MAR-2010 11:57
Client ID:
Sample Info: 19,00305a,b,8270C-625,1-827042d,sub,1,,9
Column phase: db5.625

Instrument: a4hp7.i
Operator: 001710
Column diameter: 0.32

TestAmerica North Canton

Semivolatile REPORT SW-846 Method 8270

Data file : \\cansvr11\dd\chem\MSS\a4hp7.i\00305a.b\7SL0305.D
Lab Smp Id: l2
Inj Date : 05-MAR-2010 11:19
Operator : 001710 Inst ID: a4hp7.i
Smp Info : l2,00305a.b,8270C-625,1-827042d.sub,1,,2
Misc Info :
Comment :
Method : \\cansvr11\dd\chem\MSS\a4hp7.i\00305a.b\8270C-625.m
Meth Date : 05-Mar-2010 13:14 a4hp7.i Quant Type: ISTD
Cal Date : 05-MAR-2010 11:00 Cal File: 7SML0305.D
Als bottle: 5 Calibration Sample, Level: 2
Dil Factor: 1.00000
Integrator: HP RTE Compound Sublist: 1-827042d.sub
Target Version: 4.14
Processing Host: CANPMSSV01

		QUANT SIG					AMOUNTS CAL-AMT	ON-COL
	Compounds	MASS	RT	EXP RT	REL RT	RESPONSE	(NG)	(NG)
*	1 1,4-Dichlorobenzene-d4	152	3.654	3.654	(1.000)	339822	2.00000	
*	2 Naphthalene-d8	136	4.553	4.553	(1.000)	1417085	2.00000	
*	3 Acenaphthene-d10	164	5.820	5.820	(1.000)	741778	2.00000	
*	4 Phenanthrene-d10	188	6.911	6.911	(1.000)	1183577	2.00000	
*	5 Chrysene-d12	240	8.901	8.901	(1.000)	1324053	2.00000	
*	6 Perylene-d12	264	10.463	10.463	(1.000)	1219438	2.00000	
	9 Pyridine	79	2.055	2.055	(0.562)	49315	0.25000	0.25427(Q)
	10 N-Nitrosodimethylamine	74	2.012	2.012	(0.551)	28044	0.25000	0.24855
	11 Ethyl methacrylate	69	2.247	2.247	(0.615)	41340	0.25000	0.24288
	12 3-Chloropropionitrile	54	2.424	2.424	(0.663)	32843	0.25000	0.25490
	13 Malononitrile	66	2.557	2.557	(0.700)	65756	0.25000	0.26089
	209 Benzaldehyde	77	3.360	3.360	(0.919)	35954	0.25000	0.26375
	21 Aniline	93	3.424	3.424	(0.937)	82511	0.25000	0.25118
	22 Phenol	94	3.354	3.354	(0.918)	66562	0.25000	0.24728
	23 bis(2-Chloroethyl)ether	93	3.445	3.445	(0.943)	53939	0.25000	0.23948
	24 2-Chlorophenol	128	3.504	3.504	(0.959)	53154	0.25000	0.24339
	26 1,3-Dichlorobenzene	146	3.616	3.616	(0.990)	56716	0.25000	0.25502
	27 1,4-Dichlorobenzene	146	3.665	3.665	(1.003)	55104	0.25000	0.25063
	28 1,2-Dichlorobenzene	146	3.772	3.772	(1.032)	52255	0.25000	0.24601
	29 Benzyl Alcohol	108	3.718	3.718	(1.018)	36187	0.25000	0.25234
	30 2-Methylphenol	108	3.772	3.772	(1.032)	49311	0.25000	0.24904
	31 bis(2-Chloroisopropyl)ether	45	3.804	3.804	(1.041)	80053	0.25000	0.25156
	37 Acetophenone	105	3.916	3.916	(1.072)	70858	0.25000	0.24607
	32 N-Nitroso-di-n-propylamine	70	3.895	3.895	(1.066)	37566	0.25000	0.24415
	192 4-Methylphenol	108	3.873	3.873	(1.060)	50975	0.25000	0.24562
	34 Hexachloroethane	117	4.012	4.012	(1.098)	19717	0.25000	0.23993
	35 Nitrobenzene	77	4.044	4.044	(0.888)	52709	0.25000	0.24923
	41 Isophorone	82	4.199	4.199	(0.922)	105168	0.25000	0.24848
	42 2-Nitrophenol	139	4.264	4.264	(0.937)	25230	0.25000	0.22286
	43 2,4-Dimethylphenol	107	4.253	4.253	(0.934)	51829	0.25000	0.24514(Q)
	44 bis(2-Chloroethoxy)methane	93	4.328	4.328	(0.951)	60424	0.25000	0.24531

46	2,4-Toluenediamene	121	5.365	5.365 (1.179)	36144	0.25000	0.27952
47	1,3,5-Trichlorobenzene	180	4.274	4.274 (0.939)	45221	0.25000	0.24830

	Compounds	QUANT SIG MASS	RT	EXP RT	REL RT	RESPONSE	AMOUNTS CAL-AMT (NG)	ON-COL (NG)
48	2,4-Dichlorophenol	162	4.424	4.424	(0.972)	40198	0.25000	0.24316
49	Benzoic Acid	122	Compound Not Detected.					
50	1,2,4-Trichlorobenzene	180	4.499	4.499	(0.988)	45849	0.25000	0.25435
51	Naphthalene	128	4.563	4.563	(1.002)	163681	0.25000	0.24980
52	4-Chloroaniline	127	4.579	4.579	(1.006)	71930	0.25000	0.25444
56	Hexachlorobutadiene	225	4.633	4.633	(1.018)	22904	0.25000	0.24372
210	Caprolactam	113	4.809	4.809	(1.056)	16883	0.25000	0.22524
57	1,2,3-Trichlorobenzene	180	4.665	4.665	(1.025)	43833	0.25000	0.25738
59	4-Chloro-3-Methylphenol	107	4.895	4.895	(1.075)	42948	0.25000	0.23070
62	2-Methylnaphthalene	142	5.055	5.055	(1.110)	86159	0.25000	0.24154
63	1-Methylnaphthalene	142	5.130	5.130	(1.127)	102405	0.25000	0.24966
64	Hexachlorocyclopentadiene	237	5.162	5.162	(0.887)	15437	0.25000	0.28855
66	2,4,6-Trichlorophenol	196	5.242	5.242	(0.901)	25770	0.25000	0.23323
67	2,4,5-Trichlorophenol	196	5.269	5.269	(0.905)	28885	0.25000	0.24338
211	1,1'-Biphenyl	154	5.387	5.387	(0.926)	126671	0.25000	0.25039
68	1,2,3,5-Tetrachlorobenzene	216	5.162	5.162	(0.887)	41650	0.25000	0.24646
70	2-Chloronaphthalene	162	5.414	5.414	(0.930)	94208	0.25000	0.25069
73	2-Nitroaniline	65	5.467	5.467	(0.939)	25154	0.25000	0.22807
74	1,2,3,4-Tetrachlorobenzene	216	5.382	5.382	(0.925)	39434	0.25000	0.25237
76	Dimethylphthalate	163	5.579	5.579	(0.959)	106875	0.25000	0.24737
78	2,6-Dinitrotoluene	165	5.633	5.633	(0.968)	20466	0.25000	0.21231
79	Acenaphthylene	152	5.724	5.724	(0.983)	150882	0.25000	0.24436
80	1,2-Dinitrobenzene	168	5.681	5.681	(0.976)	10341	0.25000	0.21537
81	3-Nitroaniline	138	5.767	5.767	(0.991)	23899	0.25000	0.22166
82	Acenaphthene	153	5.847	5.847	(1.005)	98409	0.25000	0.24781
83	2,4-Dinitrophenol	184	Compound Not Detected.					
85	4-Nitrophenol	109	Compound Not Detected.					
86	Dibenzofuran	168	5.970	5.970	(1.026)	133679	0.25000	0.25058
87	2,4-Dinitrotoluene	165	5.927	5.927	(1.018)	27091	0.25000	0.20556
91	2,3,5,6-Tetrachlorophenol	232	6.013	6.013	(1.033)	21214	0.25000	0.21264
93	Diethylphthalate	149	6.088	6.088	(1.046)	109031	0.25000	0.24622
94	Fluorene	166	6.221	6.221	(1.069)	111505	0.25000	0.24597
95	4-Chlorophenyl-phenylether	204	6.200	6.200	(1.065)	49506	0.25000	0.24518
96	4-Nitroaniline	138	6.211	6.211	(1.067)	24769	0.25000	0.21906
98	4,6-Dinitro-2-methylphenol	198	Compound Not Detected.					
99	N-Nitrosodiphenylamine	169	6.280	6.280	(0.909)	77228	0.25000	0.24337
100	1,2-Diphenylhydrazine	77	6.318	6.318	(0.914)	105706	0.25000	0.24395
106	4-Bromophenyl-phenylether	248	6.558	6.558	(0.949)	27018	0.25000	0.23722
107	Hexachlorobenzene	284	6.617	6.617	(0.957)	26421	0.25000	0.23593
212	Atrazine	200	6.644	6.644	(0.961)	18761	0.25000	0.23740
111	Pentachlorophenol	266	6.756	6.756	(0.978)	29066	0.50000	0.56267
115	Phenanthrene	178	6.927	6.927	(1.002)	157935	0.25000	0.24564
116	Anthracene	178	6.965	6.965	(1.008)	158599	0.25000	0.24489
119	Carbazole	167	7.066	7.066	(1.022)	147712	0.25000	0.24439
120	Di-n-Butylphthalate	149	7.270	7.270	(1.052)	180436	0.25000	0.24598
123	Fluoranthene	202	7.799	7.799	(1.128)	161686	0.25000	0.24540
124	Benzidine	184	7.869	7.869	(0.884)	77811	0.25000	0.20668
125	Pyrene	202	7.976	7.976	(0.896)	173794	0.25000	0.25460
131	Butylbenzylphthalate	149	8.393	8.393	(0.943)	79255	0.25000	0.24832
133	3,3'-Dimethoxybenzidine	244	8.794	8.794	(0.988)	31316	0.25000	0.22647
135	3,3'-Dichlorobenzidine	252	8.837	8.837	(0.993)	55377	0.25000	0.23209
136	Benzo(a)Anthracene	228	8.890	8.890	(0.999)	163068	0.25000	0.24883

137 Chrysene	228	8.922	8.922 (1.002)	158195	0.25000	0.25582
138 4,4'-Methylene bis(o-chloroan	231	8.831	8.831 (0.992)	30121	0.25000	0.24089

Compounds	QUANT SIG MASS	RT	EXP RT	REL RT	RESPONSE	AMOUNTS CAL-AMT (NG)	AMOUNTS ON-COL (NG)
139 bis(2-ethylhexyl)Phthalate	149	8.810	8.810	(0.990)	112311	0.25000	0.24692
140 Di-n-octylphthalate	149	9.404	9.404	(0.899)	174581	0.25000	0.22822
141 Benzo(b)fluoranthene	252	9.965	9.965	(0.952)	145312	0.25000	0.23184
142 Benzo(k)fluoranthene	252	9.997	9.997	(0.956)	160310	0.25000	0.24037
146 Benzo(a)pyrene	252	10.388	10.388	(0.993)	142927	0.25000	0.23754
149 Indeno(1,2,3-cd)pyrene	276	12.169	12.169	(1.163)	159015	0.25000	0.23648
150 Dibenz(a,h)anthracene	278	12.185	12.185	(1.165)	127295	0.25000	0.22488
151 Benzo(g,h,i)perylene	276	12.698	12.698	(1.214)	132782	0.25000	0.23665
198 1,4-Dioxane	88	1.846	1.846	(0.505)	18632	0.25000	0.25465(M)
$ 154 Nitrobenzene-d5	82	4.028	4.028	(0.885)	52629	0.25000	0.24581
$ 155 2-Fluorobiphenyl	172	5.307	5.307	(0.912)	106543	0.25000	0.24897
$ 156 Terphenyl-d14	244	8.056	8.056	(0.905)	103194	0.25000	0.24810
$ 157 Phenol-d5	99	3.344	3.344	(0.915)	62151	0.25000	0.24412
$ 158 2-Fluorophenol	112	2.771	2.771	(0.759)	46305	0.25000	0.24030
$ 159 2,4,6-Tribromophenol	330	6.392	6.392	(1.098)	11807	0.25000	0.23586
$ 186 2-Chlorophenol-d4	132	3.493	3.493	(0.956)	49433	0.25000	0.24562
$ 187 1,2-Dichlorobenzene-d4	152	3.761	3.761	(1.029)	33728	0.25000	0.24838
M 195 Cresols, total	100				100286	0.25000	
101 Diphenylamine	169	6.280	6.280	(0.909)	77228	0.25000	0.24337

QC Flag Legend

Q - Qualifier signal failed the ratio test.
M - Compound response manually integrated.

TestAmerica North Canton

INTERNAL STANDARD COMPOUNDS
AREA AND RT SUMMARY

Instrument ID: a4hp7.i
Lab File ID: 7SL0305.D
Lab Smp Id: l2
Analysis Type: SV
Quant Type: ISTD
Operator: 001710
Method File: \\cansvr11\dd\chem\MSS\a4hp7.i\00305a.b\8270C-625.m
Misc Info:

Calibration Date: 05-MAR-2010
Calibration Time: 12:55
Level:
Sample Type:

		AREA LIMIT			
COMPOUND	STANDARD	LOWER	UPPER	SAMPLE	%DIFF
1 1,4-Dichlorobenze	224917	112459	449834	339822	51.09
2 Naphthalene-d8	988164	494082	1976328	1417085	43.41
3 Acenaphthene-d10	560713	280357	1121426	741778	32.29
4 Phenanthrene-d10	953385	476693	1906770	1183577	24.14
5 Chrysene-d12	1158460	579230	2316920	1324053	14.29
6 Perylene-d12	1037564	518782	2075128	1219438	17.53

		RT LIMIT			
COMPOUND	STANDARD	LOWER	UPPER	SAMPLE	%DIFF
1 1,4-Dichlorobenze	3.65	3.15	4.15	3.65	0.14
2 Naphthalene-d8	4.55	4.05	5.05	4.55	-0.00
3 Acenaphthene-d10	5.82	5.32	6.32	5.82	-0.00
4 Phenanthrene-d10	6.91	6.41	7.41	6.91	-0.00
5 Chrysene-d12	8.90	8.40	9.40	8.90	0.06
6 Perylene-d12	10.45	9.95	10.95	10.46	0.10

AREA UPPER LIMIT = +100% of internal standard area.
AREA LOWER LIMIT = - 50% of internal standard area.
RT UPPER LIMIT = + 0.50 minutes of internal standard RT.
RT LOWER LIMIT = - 0.50 minutes of internal standard RT.

Data File: \\cansvr11\dd\chem\MSS\a4hp7.i\00305a.b\7SL0305.D

Page 1

Date : 05-MAR-2010 11:19

Client ID:

Instrument: a4hp7.i

Sample Info: l2,00305a.b,8270C-625,1-827042d.sub,1,,2

Operator: 001710

Column phase: db5.625

Column diameter: 0.32

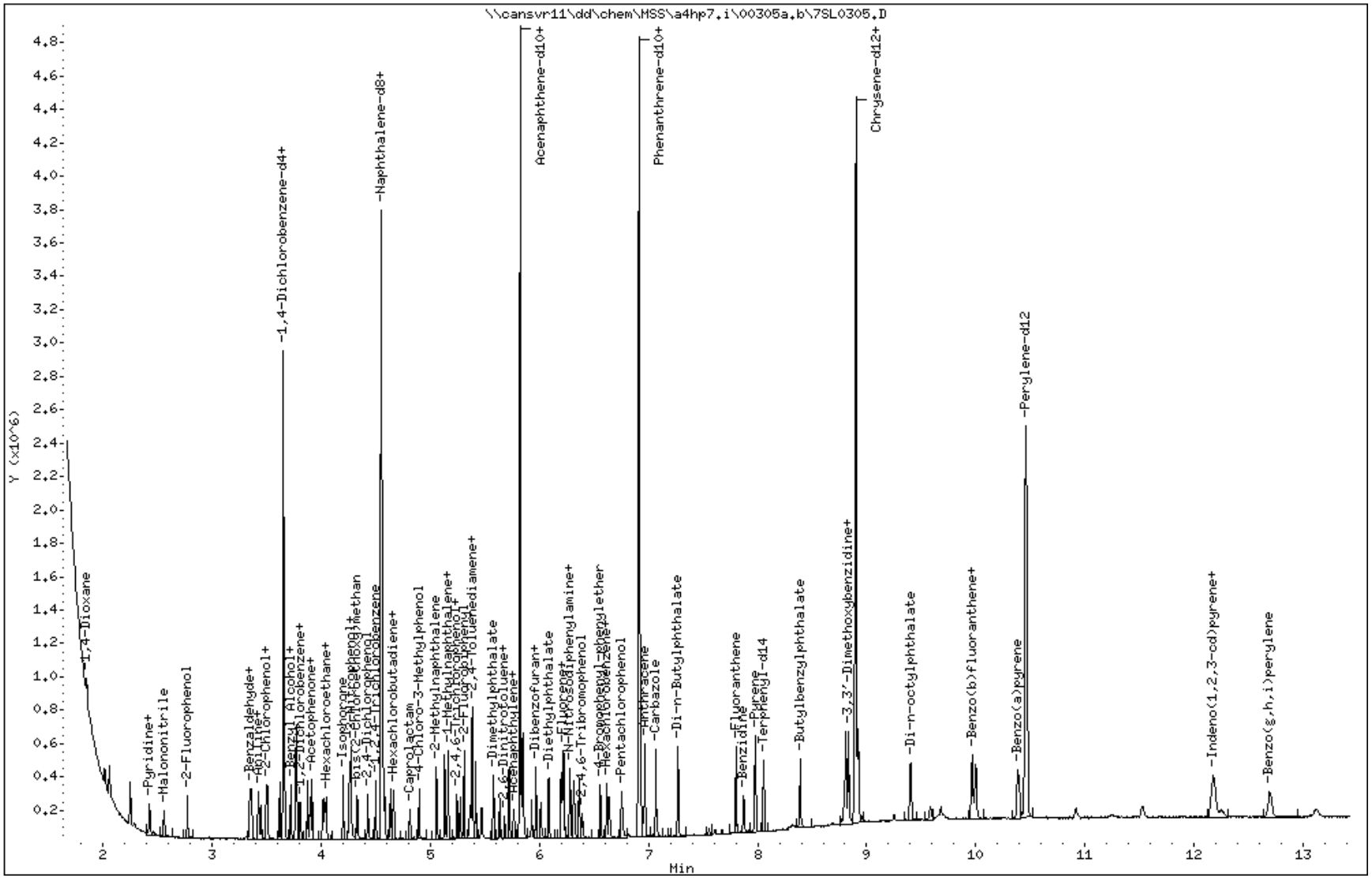

Data File Name: 7SL0305.D
Inj. Date and Time: 05-MAR-2010 11:19
Instrument ID: a4hp7.i
Client ID:
Compound Name: 1,4-Dioxane
CAS #: 123-91-1
Report Date: 03/05/2010

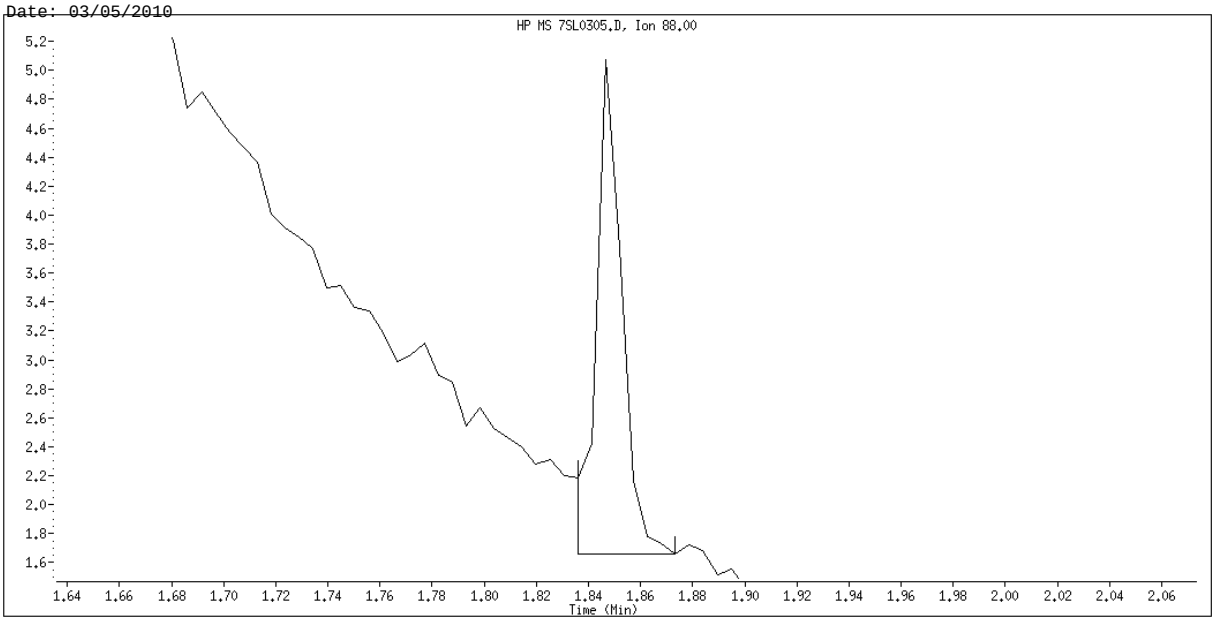

Original Integration

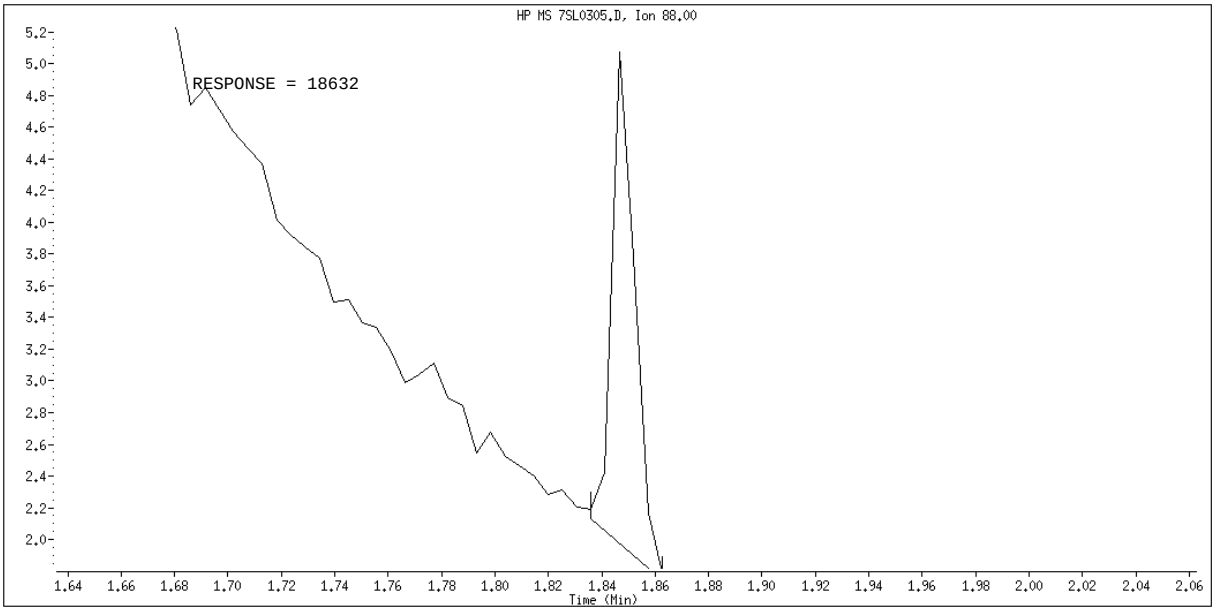

Manual Integration

Manually Integrated By: GruberJ
Manual Integration Reason: Poor Chromatography

TestAmerica North Canton

Semivolatile REPORT SW-846 Method 8270

Data file : \\cansvr11\dd\chem\MSS\a4hp7.i\00305a.b\7SLL0305.D
Lab Smp Id: l1
Inj Date : 05-MAR-2010 11:38
Operator : 001710 Inst ID: a4hp7.i
Smp Info : l1,00305a.b,8270C-625,pah.sub,1,,1
Misc Info :
Comment   :
Method   : \\cansvr11\dd\chem\MSS\a4hp7.i\00305a.b\8270C-625.m
Meth Date : 05-Mar-2010 13:14 a4hp7.i Quant Type: ISTD
Cal Date : 05-MAR-2010 11:19 Cal File: 7SL0305.D
Als bottle: 6 Calibration Sample, Level: 1
Dil Factor: 1.00000
Integrator: HP RTE Compound Sublist: pah.sub
Target Version: 4.14
Processing Host: CANPMSSV01

	Compounds	QUANT SIG MASS	RT	EXP RT	REL RT	RESPONSE	AMOUNTS CAL-AMT (NG)	ON-COL (NG)
* 1	1,4-Dichlorobenzene-d4	152	3.654	3.654	(1.000)	312266	2.00000	
* 2	Naphthalene-d8	136	4.547	4.547	(1.000)	1285570	2.00000	
* 3	Acenaphthene-d10	164	5.820	5.820	(1.000)	663178	2.00000	
* 4	Phenanthrene-d10	188	6.911	6.911	(1.000)	1045620	2.00000	
* 5	Chrysene-d12	240	8.896	8.896	(1.000)	1170914	2.00000	
* 6	Perylene-d12	264	10.458	10.458	(1.000)	1062800	2.00000	
23	bis(2-Chloroethyl)ether	93	3.445	3.445	(0.943)	9681	0.05000	0.046775
35	Nitrobenzene	77	4.045	4.045	(0.889)	9387	0.05000	0.048926
51	Naphthalene	128	4.563	4.563	(1.004)	30680	0.05000	0.051613
56	Hexachlorobutadiene	225	4.633	4.633	(1.019)	4555	0.05000	0.053428
62	2-Methylnaphthalene	142	5.055	5.055	(1.112)	16066	0.05000	0.049647
63	1-Methylnaphthalene	142	5.130	5.130	(1.128)	18578	0.05000	0.049926
70	2-Chloronaphthalene	162	5.414	5.414	(0.930)	17924	0.05000	0.053350
79	Acenaphthylene	152	5.724	5.724	(0.983)	27634	0.05000	0.050060
82	Acenaphthene	153	5.847	5.847	(1.005)	18710	0.05000	0.052699
86	Dibenzofuran	168	5.970	5.970	(1.026)	24288	0.05000	0.050924
94	Fluorene	166	6.216	6.216	(1.068)	20474	0.05000	0.050517
107	Hexachlorobenzene	284	6.617	6.617	(0.957)	5274	0.05000	0.053309
111	Pentachlorophenol	266	6.756	6.756	(0.978)	3415	0.10000	0.25398
115	Phenanthrene	178	6.927	6.927	(1.002)	29618	0.05000	0.052143
116	Anthracene	178	6.965	6.965	(1.008)	29348	0.05000	0.051295
123	Fluoranthene	202	7.799	7.799	(1.128)	28986	0.05000	0.049798
124	Benzidine	184	Compound Not Detected.					
125	Pyrene	202	7.976	7.976	(0.897)	30851	0.05000	0.051107
135	3,3'-Dichlorobenzidine	252	Compound Not Detected.					
136	Benzo(a)Anthracene	228	8.890	8.890	(0.999)	32970	0.05000	0.056890
137	Chrysene	228	8.917	8.917	(1.002)	27828	0.05000	0.050886
138	4,4'-Methylene bis(o-chloroan	231	Compound Not Detected.					
141	Benzo(b)fluoranthene	252	9.965	9.965	(0.953)	28240	0.05000	0.051696
142	Benzo(k)fluoranthene	252	9.998	9.998	(0.956)	28216	0.05000	0.048542
146	Benzo(a)pyrene	252	10.383	10.383	(0.993)	26070	0.05000	0.049713

149	Indeno(1,2,3-cd)pyrene	276	12.169	12.169 (1.164)	27256	0.05000	0.046508
150	Dibenz(a,h)anthracene	278	12.185	12.185 (1.165)	22969	0.05000	0.046558

Compounds	QUANT SIG MASS	RT	EXP RT	REL RT	RESPONSE	AMOUNTS CAL-AMT (NG)	AMOUNTS ON-COL (NG)
151 Benzo(g,h,i)perylene	276	12.693	12.693	(1.214)	23917	0.05000	0.048908
$ 154 Nitrobenzene-d5	82	4.029	4.029	(0.886)	9350	0.05000	0.048137
$ 155 2-Fluorobiphenyl	172	5.307	5.307	(0.912)	20172	0.05000	0.052725
$ 156 Terphenyl-d14	244	8.051	8.051	(0.905)	18590	0.05000	0.050539
$ 157 Phenol-d5	99	3.344	3.344	(0.915)	11853	0.05000	0.050666
$ 158 2-Fluorophenol	112	2.772	2.772	(0.759)	9248	0.05000	0.052227
$ 159 2,4,6-Tribromophenol	330	Compound Not Detected.					

TestAmerica North Canton

INTERNAL STANDARD COMPOUNDS
AREA AND RT SUMMARY

Instrument ID: a4hp7.i
Lab File ID: 7SLL0305.D
Lab Smp Id: l1
Analysis Type: SV
Quant Type: ISTD
Operator: 001710
Method File: \\cansvr11\dd\chem\MSS\a4hp7.i\00305a.b\8270C-625.m
Misc Info:

Calibration Date: 05-MAR-2010
Calibration Time: 12:55
Level:
Sample Type:

		AREA LIMIT			
COMPOUND	STANDARD	LOWER	UPPER	SAMPLE	%DIFF
1 1,4-Dichlorobenze	224917	112459	449834	312266	38.84
2 Naphthalene-d8	988164	494082	1976328	1285570	30.10
3 Acenaphthene-d10	560713	280357	1121426	663178	18.27
4 Phenanthrene-d10	953385	476693	1906770	1045620	9.67
5 Chrysene-d12	1158460	579230	2316920	1170914	1.08
6 Perylene-d12	1037564	518782	2075128	1062800	2.43

		RT LIMIT			
COMPOUND	STANDARD	LOWER	UPPER	SAMPLE	%DIFF
1 1,4-Dichlorobenze	3.65	3.15	4.15	3.65	0.15
2 Naphthalene-d8	4.55	4.05	5.05	4.55	-0.12
3 Acenaphthene-d10	5.82	5.32	6.32	5.82	-0.00
4 Phenanthrene-d10	6.91	6.41	7.41	6.91	-0.00
5 Chrysene-d12	8.90	8.40	9.40	8.90	-0.00
6 Perylene-d12	10.45	9.95	10.95	10.46	0.05

AREA UPPER LIMIT = +100% of internal standard area.
AREA LOWER LIMIT = - 50% of internal standard area.
RT UPPER LIMIT = + 0.50 minutes of internal standard RT.
RT LOWER LIMIT = - 0.50 minutes of internal standard RT.

Data File: \\cansvr11\dd\chem\MSS\a4hp7.i\00305a.b\7SLL0305.D

Page 1

Date : 05-MAR-2010 11:38

Client ID:

Instrument: a4hp7.i

Sample Info: l1,00305a.b,8270C-625,pah.sub,1,,1

Operator: 001710

Column phase: db5.625

Column diameter: 0.32

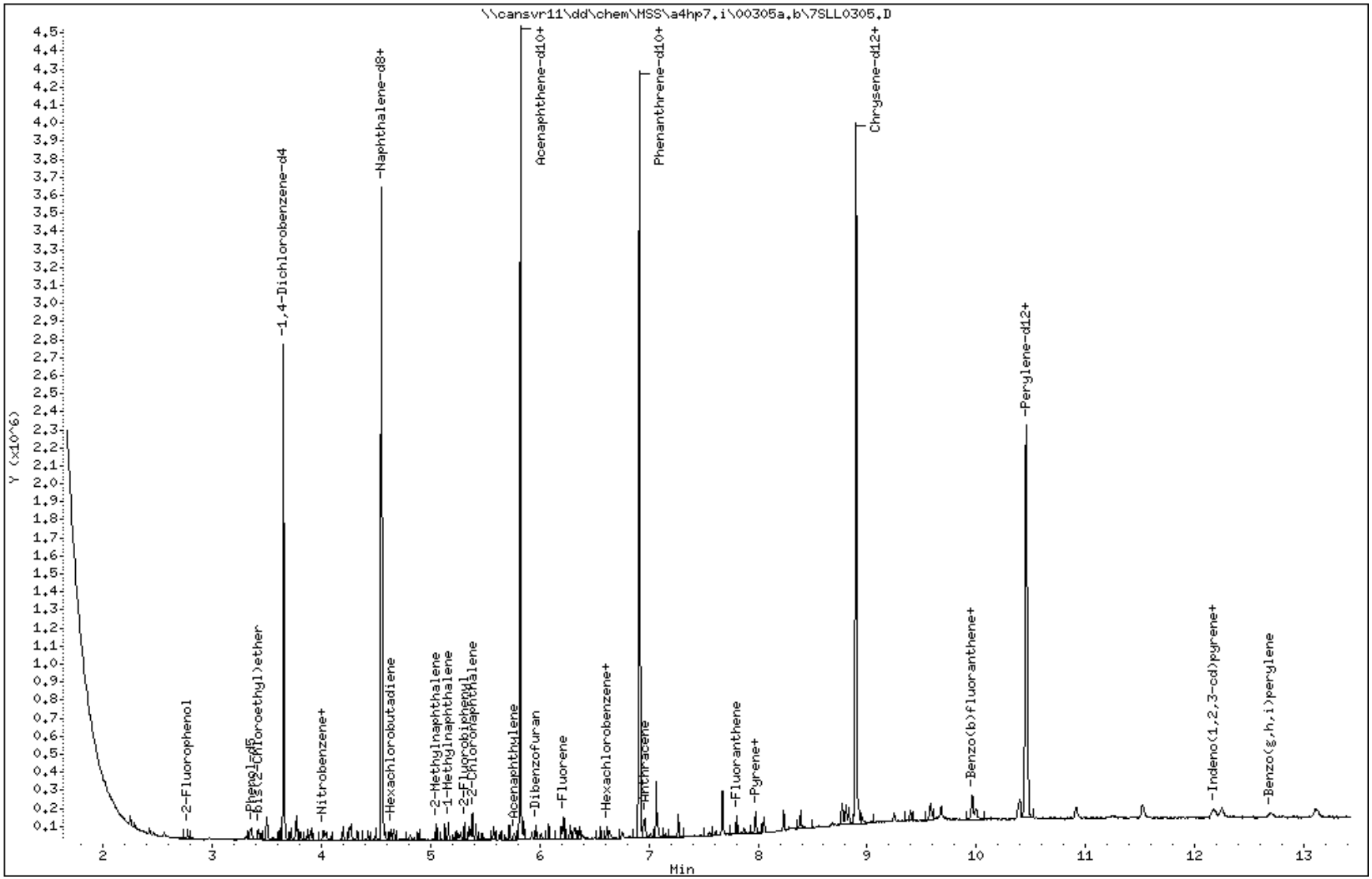

TestAmerica North Canton

Semivolatile REPORT SW-846 Method 8270

Data file : \\cansvr11\dd\chem\MSS\a4hp7.i\00305a.b\7SM0305.D
Lab Smp Id: l4
Inj Date : 05-MAR-2010 10:41
Operator : 001710 Inst ID: a4hp7.i
Smp Info : l4,00305a.b,8270C-625,1-827042d.sub,1,,4
Misc Info :
Comment :
Method : \\cansvr11\dd\chem\MSS\a4hp7.i\00305a.b\8270C-625.m
Meth Date : 05-Mar-2010 13:14 a4hp7.i Quant Type: ISTD
Cal Date : 05-MAR-2010 10:22 Cal File: 7SMM0305.D
Als bottle: 3 Calibration Sample, Level: 4
Dil Factor: 1.00000
Integrator: HP RTE Compound Sublist: 1-827042d.sub
Target Version: 4.14
Processing Host: CANPMSSV01

		QUANT SIG					AMOUNTS CAL-AMT	AMOUNTS ON-COL
	Compounds	MASS	RT	EXP RT	REL RT	RESPONSE	(NG)	(NG)
*	1 1,4-Dichlorobenzene-d4	152	3.654	3.654	(1.000)	322597	2.00000	
*	2 Naphthalene-d8	136	4.553	4.553	(1.000)	1358590	2.00000	
*	3 Acenaphthene-d10	164	5.820	5.820	(1.000)	714185	2.00000	
*	4 Phenanthrene-d10	188	6.911	6.911	(1.000)	1130329	2.00000	
*	5 Chrysene-d12	240	8.896	8.896	(1.000)	1295399	2.00000	
*	6 Perylene-d12	264	10.457	10.457	(1.000)	1170182	2.00000	
	9 Pyridine	79	2.049	2.049	(0.561)	185346	1.00000	1.0067
	10 N-Nitrosodimethylamine	74	2.012	2.012	(0.551)	106880	1.00000	0.99784
	11 Ethyl methacrylate	69	2.247	2.247	(0.615)	155155	1.00000	0.96024
	12 3-Chloropropionitrile	54	2.424	2.424	(0.663)	119569	1.00000	0.97754
	13 Malononitrile	66	2.558	2.558	(0.700)	237741	1.00000	0.99363
	209 Benzaldehyde	77	3.365	3.365	(0.921)	140689	1.00000	1.0872
	21 Aniline	93	3.424	3.424	(0.937)	304941	1.00000	0.97789
	22 Phenol	94	3.354	3.354	(0.918)	247057	1.00000	0.96682
	23 bis(2-Chloroethyl)ether	93	3.445	3.445	(0.943)	201612	1.00000	0.94292
	24 2-Chlorophenol	128	3.504	3.504	(0.959)	201795	1.00000	0.97336
	26 1,3-Dichlorobenzene	146	3.617	3.617	(0.990)	207668	1.00000	0.98361
	27 1,4-Dichlorobenzene	146	3.665	3.665	(1.003)	204651	1.00000	0.98052
	28 1,2-Dichlorobenzene	146	3.772	3.772	(1.032)	198780	1.00000	0.98582
	29 Benzyl Alcohol	108	3.718	3.718	(1.018)	132997	1.00000	0.97693
	30 2-Methylphenol	108	3.772	3.772	(1.032)	183262	1.00000	0.97495
	31 bis(2-Chloroisopropyl)ether	45	3.809	3.809	(1.042)	295409	1.00000	0.97787
	37 Acetophenone	105	3.916	3.916	(1.072)	264842	1.00000	0.96883
	32 N-Nitroso-di-n-propylamine	70	3.900	3.900	(1.067)	140524	1.00000	0.96205
	192 4-Methylphenol	108	3.873	3.873	(1.060)	189741	1.00000	0.96308
	34 Hexachloroethane	117	4.012	4.012	(1.098)	75473	1.00000	0.96744
	35 Nitrobenzene	77	4.044	4.044	(0.888)	194041	1.00000	0.95700
	41 Isophorone	82	4.200	4.200	(0.922)	390198	1.00000	0.96160
	42 2-Nitrophenol	139	4.264	4.264	(0.937)	102381	1.00000	0.94330
	43 2,4-Dimethylphenol	107	4.258	4.258	(0.935)	195940	1.00000	0.96666
	44 bis(2-Chloroethoxy)methane	93	4.333	4.333	(0.952)	228796	1.00000	0.96886

46	2,4-Toluenediamene	121	5.366	5.366 (1.179)	130374	1.00000	1.0516
47	1,3,5-Trichlorobenzene	180	4.274	4.274 (0.939)	171070	1.00000	0.97978

	Compounds	QUANT SIG MASS	RT	EXP RT	REL RT	RESPONSE	AMOUNTS CAL-AMT (NG)	AMOUNTS ON-COL (NG)
48	2,4-Dichlorophenol	162	4.424	4.424	(0.972)	152118	1.00000	0.95981
49	Benzoic Acid	122	4.285	4.285	(0.941)	232862	2.00000	2.1272
50	1,2,4-Trichlorobenzene	180	4.499	4.499	(0.988)	166043	1.00000	0.96080
51	Naphthalene	128	4.563	4.563	(1.002)	610567	1.00000	0.97195
52	4-Chloroaniline	127	4.579	4.579	(1.006)	277089	1.00000	1.0223
56	Hexachlorobutadiene	225	4.633	4.633	(1.018)	85893	1.00000	0.95334
210	Caprolactam	113	4.815	4.815	(1.058)	68901	1.00000	0.95878
57	1,2,3-Trichlorobenzene	180	4.665	4.665	(1.025)	157257	1.00000	0.96315
59	4-Chloro-3-Methylphenol	107	4.895	4.895	(1.075)	168577	1.00000	0.94454
62	2-Methylnaphthalene	142	5.055	5.055	(1.110)	329480	1.00000	0.96343
63	1-Methylnaphthalene	142	5.130	5.130	(1.127)	377993	1.00000	0.96122
64	Hexachlorocyclopentadiene	237	5.162	5.162	(0.887)	75275	1.00000	1.0044
66	2,4,6-Trichlorophenol	196	5.243	5.243	(0.901)	103710	1.00000	0.97489
67	2,4,5-Trichlorophenol	196	5.269	5.269	(0.905)	112570	1.00000	0.98516
211	1,1'-Biphenyl	154	5.387	5.387	(0.926)	477012	1.00000	0.97933
68	1,2,3,5-Tetrachlorobenzene	216	5.162	5.162	(0.887)	159360	1.00000	0.97945
70	2-Chloronaphthalene	162	5.414	5.414	(0.930)	351711	1.00000	0.97208
73	2-Nitroaniline	65	5.467	5.467	(0.939)	102530	1.00000	0.96556
74	1,2,3,4-Tetrachlorobenzene	216	5.382	5.382	(0.925)	148473	1.00000	0.98692
76	Dimethylphthalate	163	5.579	5.579	(0.959)	403377	1.00000	0.96972
78	2,6-Dinitrotoluene	165	5.633	5.633	(0.968)	86798	1.00000	0.93522
79	Acenaphthylene	152	5.724	5.724	(0.983)	583183	1.00000	0.98100
80	1,2-Dinitrobenzene	168	5.681	5.681	(0.976)	42041	1.00000	0.90939
81	3-Nitroaniline	138	5.767	5.767	(0.991)	100803	1.00000	0.97108
82	Acenaphthene	153	5.847	5.847	(1.005)	373162	1.00000	0.97600
83	2,4-Dinitrophenol	184	5.836	5.836	(1.003)	87003	2.00000	2.0932(Q)
85	4-Nitrophenol	109	5.847	5.847	(1.005)	47166	1.00000	0.93609
86	Dibenzofuran	168	5.970	5.970	(1.026)	500646	1.00000	0.97472
87	2,4-Dinitrotoluene	165	5.927	5.927	(1.018)	119299	1.00000	0.94017
91	2,3,5,6-Tetrachlorophenol	232	6.013	6.013	(1.033)	89710	1.00000	0.93395
93	Diethylphthalate	149	6.088	6.088	(1.046)	409755	1.00000	0.96108
94	Fluorene	166	6.216	6.216	(1.068)	424329	1.00000	0.97220
95	4-Chlorophenyl-phenylether	204	6.200	6.200	(1.065)	190616	1.00000	0.98049
96	4-Nitroaniline	138	6.211	6.211	(1.067)	104360	1.00000	0.95862
98	4,6-Dinitro-2-methylphenol	198	6.227	6.227	(0.901)	51801	1.00000	1.0317
99	N-Nitrosodiphenylamine	169	6.280	6.280	(0.909)	292805	1.00000	0.96618
100	1,2-Diphenylhydrazine	77	6.312	6.312	(0.913)	411901	1.00000	0.99537
106	4-Bromophenyl-phenylether	248	6.558	6.558	(0.949)	105882	1.00000	0.97343
107	Hexachlorobenzene	284	6.617	6.617	(0.957)	104198	1.00000	0.97429
212	Atrazine	200	6.644	6.644	(0.961)	75192	1.00000	0.99630
111	Pentachlorophenol	266	6.751	6.751	(0.977)	140261	2.00000	1.9996
115	Phenanthrene	178	6.927	6.927	(1.002)	603405	1.00000	0.98269
116	Anthracene	178	6.965	6.965	(1.008)	603012	1.00000	0.97497
119	Carbazole	167	7.066	7.066	(1.022)	562389	1.00000	0.97432
120	Di-n-Butylphthalate	149	7.270	7.270	(1.052)	682521	1.00000	0.97428
123	Fluoranthene	202	7.799	7.799	(1.128)	609280	1.00000	0.96830
124	Benzidine	184	7.869	7.869	(0.885)	368414	1.00000	1.0002
125	Pyrene	202	7.976	7.976	(0.897)	649801	1.00000	0.97301
131	Butylbenzylphthalate	149	8.388	8.388	(0.943)	296322	1.00000	0.94897
133	3,3'-Dimethoxybenzidine	244	8.789	8.789	(0.988)	139726	1.00000	1.0328
135	3,3'-Dichlorobenzidine	252	8.831	8.831	(0.993)	225159	1.00000	0.96456
136	Benzo(a)Anthracene	228	8.885	8.885	(0.999)	605977	1.00000	0.94513

137 Chrysene	228	8.917	8.917 (1.002)	589749	1.00000	0.97478
138 4,4'-Methylene bis(o-chloroan	231	8.826	8.826 (0.992)	114601	1.00000	0.93678

Compounds	QUANT SIG MASS	RT	EXP RT	REL RT	RESPONSE	AMOUNTS CAL-AMT (NG)	AMOUNTS ON-COL (NG)
139 bis(2-ethylhexyl)Phthalate	149	8.805	8.805	(0.990)	425022	1.00000	0.95508
140 Di-n-octylphthalate	149	9.398	9.398	(0.899)	699167	1.00000	0.95247
141 Benzo(b)fluoranthene	252	9.965	9.965	(0.953)	595227	1.00000	0.98963
142 Benzo(k)fluoranthene	252	9.997	9.997	(0.956)	586694	1.00000	0.91672
146 Benzo(a)pyrene	252	10.383	10.383	(0.993)	550770	1.00000	0.95388
149 Indeno(1,2,3-cd)pyrene	276	12.164	12.164	(1.163)	625334	1.00000	0.96912
150 Dibenz(a,h)anthracene	278	12.185	12.185	(1.165)	527036	1.00000	0.97027
151 Benzo(g,h,i)perylene	276	12.693	12.693	(1.214)	519147	1.00000	0.96420
198 1,4-Dioxane	88	1.846	1.846	(0.505)	73033	1.00000	1.0515
$ 154 Nitrobenzene-d5	82	4.028	4.028	(0.885)	197309	1.00000	0.96122
$ 155 2-Fluorobiphenyl	172	5.307	5.307	(0.912)	399571	1.00000	0.96980
$ 156 Terphenyl-d14	244	8.051	8.051	(0.905)	386374	1.00000	0.94947
$ 157 Phenol-d5	99	3.344	3.344	(0.915)	232035	1.00000	0.96007
$ 158 2-Fluorophenol	112	2.771	2.771	(0.759)	180748	1.00000	0.98806
$ 159 2,4,6-Tribromophenol	330	6.392	6.392	(1.098)	44231	1.00000	0.91770
$ 186 2-Chlorophenol-d4	132	3.494	3.494	(0.956)	184771	1.00000	0.96712
$ 187 1,2-Dichlorobenzene-d4	152	3.761	3.761	(1.029)	128195	1.00000	0.99448
M 195 Cresols, total	100				373003	1.00000	
101 Diphenylamine	169	6.280	6.280	(0.909)	292805	1.00000	0.96618

QC Flag Legend

Q - Qualifier signal failed the ratio test.

TestAmerica North Canton

INTERNAL STANDARD COMPOUNDS
AREA AND RT SUMMARY

Instrument ID: a4hp7.i
Lab File ID: 7SM0305.D
Lab Smp Id: l4
Analysis Type: SV
Quant Type: ISTD
Operator: 001710
Method File: \\cansvr11\dd\chem\MSS\a4hp7.i\00305a.b\8270C-625.m
Misc Info:

Calibration Date: 05-MAR-2010
Calibration Time: 12:55
Level:
Sample Type:

		AREA LIMIT			
COMPOUND	STANDARD	LOWER	UPPER	SAMPLE	%DIFF
1 1,4-Dichlorobenze	224917	112459	449834	322597	43.43
2 Naphthalene-d8	988164	494082	1976328	1358590	37.49
3 Acenaphthene-d10	560713	280357	1121426	714185	27.37
4 Phenanthrene-d10	953385	476693	1906770	1130329	18.56
5 Chrysene-d12	1158460	579230	2316920	1295399	11.82
6 Perylene-d12	1037564	518782	2075128	1170182	12.78

		RT LIMIT			
COMPOUND	STANDARD	LOWER	UPPER	SAMPLE	%DIFF
1 1,4-Dichlorobenze	3.65	3.15	4.15	3.65	0.14
2 Naphthalene-d8	4.55	4.05	5.05	4.55	-0.00
3 Acenaphthene-d10	5.82	5.32	6.32	5.82	-0.00
4 Phenanthrene-d10	6.91	6.41	7.41	6.91	-0.00
5 Chrysene-d12	8.90	8.40	9.40	8.90	-0.00
6 Perylene-d12	10.45	9.95	10.95	10.46	0.05

AREA UPPER LIMIT = +100% of internal standard area.
AREA LOWER LIMIT = - 50% of internal standard area.
RT UPPER LIMIT = + 0.50 minutes of internal standard RT.
RT LOWER LIMIT = - 0.50 minutes of internal standard RT.

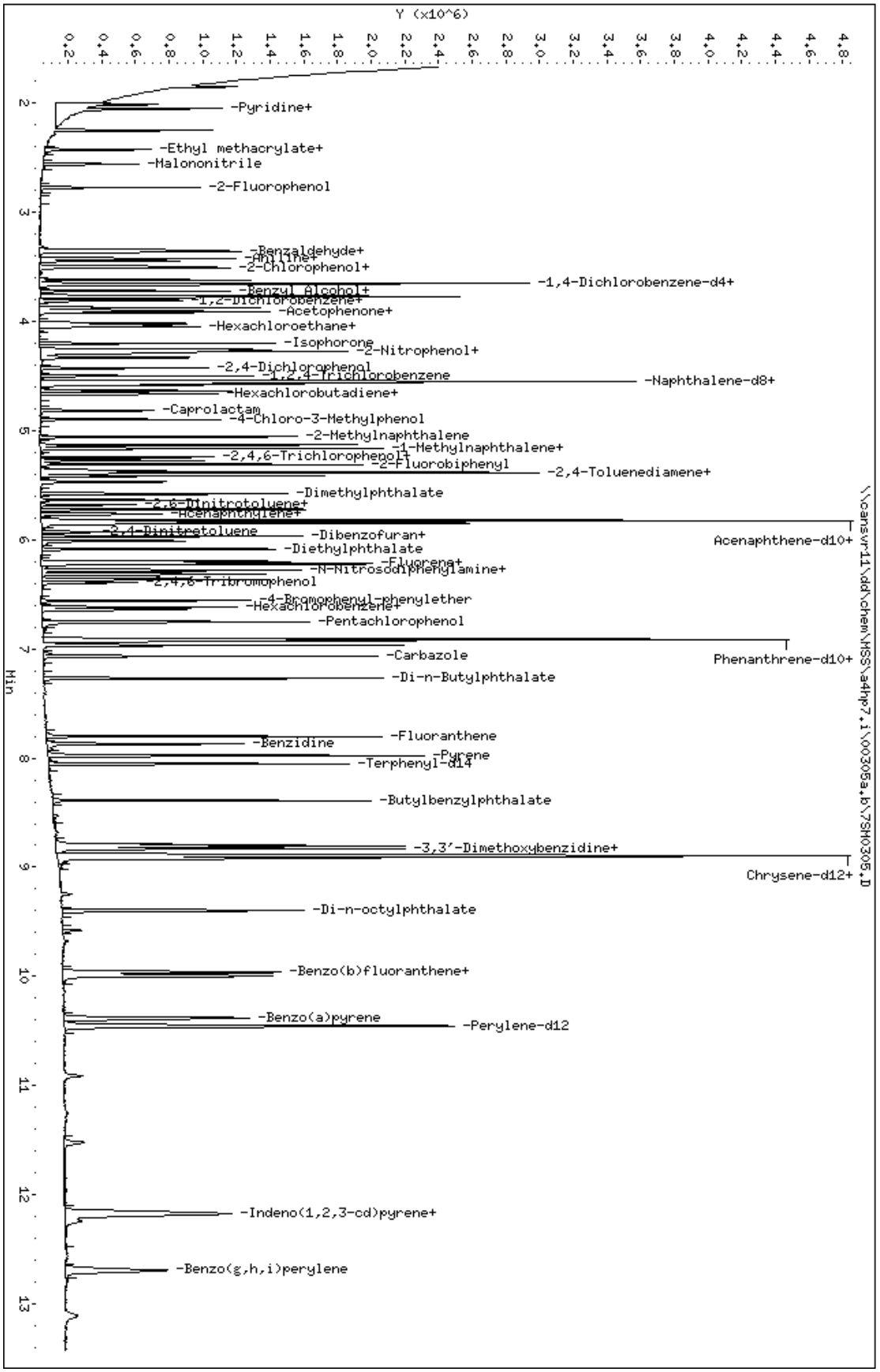

Data File: \\cansvr11\dd\chem\MSS\a4hp7.i\00305a.b\7SH0305.D
Date : 05-MAR-2010 10:41
Client ID:
Sample Info: 14,00305a,b,8270C-625,1-827042d,sub,1,,4
Column phase: db5.625

Instrument: a4hp7.i
Operator: 001710
Column diameter: 0.32

TestAmerica North Canton

Semivolatile REPORT SW-846 Method 8270

Data file : \\cansvr11\dd\chem\MSS\a4hp7.i\00305a.b\7SMH0305.D
Lab Smp Id: l6
Inj Date : 05-MAR-2010 12:55
Operator : 001710   Inst ID: a4hp7.i
Smp Info : l6,00305a.b,8270C-625,1-827042d.sub,1,,6
Misc Info :
Comment   :
Method   : \\cansvr11\dd\chem\MSS\a4hp7.i\00305a.b\8270C-625.m
Meth Date : 05-Mar-2010 13:15 a4hp7.i Quant Type: ISTD
Cal Date : 05-MAR-2010 12:36   Cal File: 7SH0305.D
Als bottle: 10   Calibration Sample, Level: 6
Dil Factor: 1.00000
Integrator: HP RTE   Compound Sublist: 1-827042d.sub
Target Version: 4.14
Processing Host: CANPMSSV01

		QUANT SIG					AMOUNTS CAL-AMT	AMOUNTS ON-COL
	Compounds	MASS	RT	EXP RT	REL RT	RESPONSE	(NG)	(NG)
*	1 1,4-Dichlorobenzene-d4	152	3.649	3.649	(1.000)	224917	2.00000	
*	2 Naphthalene-d8	136	4.553	4.553	(1.000)	988164	2.00000	
*	3 Acenaphthene-d10	164	5.820	5.820	(1.000)	560713	2.00000	
*	4 Phenanthrene-d10	188	6.911	6.911	(1.000)	953385	2.00000	
*	5 Chrysene-d12	240	8.896	8.896	(1.000)	1158460	2.00000	
*	6 Perylene-d12	264	10.452	10.452	(1.000)	1037564	2.00000	
	9 Pyridine	79	2.034	2.034	(0.557)	659560	5.00000	5.1380
	10 N-Nitrosodimethylamine	74	2.007	2.007	(0.550)	366335	5.00000	4.9054(M)
	11 Ethyl methacrylate	69	2.237	2.237	(0.613)	558439	5.00000	4.9571(M)
	12 3-Chloropropionitrile	54	2.419	2.419	(0.663)	421676	5.00000	4.9446
	13 Malononitrile	66	2.558	2.558	(0.701)	835655	5.00000	5.0094(M)
	209 Benzaldehyde	77	3.360	3.360	(0.921)	445576	5.00000	4.9386
	21 Aniline	93	3.424	3.424	(0.938)	1055394	5.00000	4.8543
	22 Phenol	94	3.355	3.355	(0.919)	878842	5.00000	4.9328
	23 bis(2-Chloroethyl)ether	93	3.440	3.440	(0.943)	792591	5.00000	5.3167
	24 2-Chlorophenol	128	3.504	3.504	(0.960)	712070	5.00000	4.9263
	26 1,3-Dichlorobenzene	146	3.617	3.617	(0.991)	710344	5.00000	4.8257
	27 1,4-Dichlorobenzene	146	3.665	3.665	(1.004)	703340	5.00000	4.8334
	28 1,2-Dichlorobenzene	146	3.772	3.772	(1.034)	679776	5.00000	4.8353
	29 Benzyl Alcohol	108	3.718	3.718	(1.019)	472802	5.00000	4.9813
	30 2-Methylphenol	108	3.772	3.772	(1.034)	648215	5.00000	4.9461
	31 bis(2-Chloroisopropyl)ether	45	3.809	3.809	(1.044)	1063817	5.00000	5.0508
	37 Acetophenone	105	3.916	3.916	(1.073)	956956	5.00000	5.0210
	32 N-Nitroso-di-n-propylamine	70	3.900	3.900	(1.069)	515196	5.00000	5.0589
	192 4-Methylphenol	108	3.873	3.873	(1.062)	689739	5.00000	5.0214
	34 Hexachloroethane	117	4.013	4.013	(1.100)	265607	5.00000	4.8833
	35 Nitrobenzene	77	4.045	4.045	(0.888)	709638	5.00000	4.8118
	41 Isophorone	82	4.205	4.205	(0.924)	1467503	5.00000	4.9722
	42 2-Nitrophenol	139	4.269	4.269	(0.938)	395490	5.00000	5.0099
	43 2,4-Dimethylphenol	107	4.259	4.259	(0.935)	720437	5.00000	4.8866
	44 bis(2-Chloroethoxy)methane	93	4.333	4.333	(0.952)	847544	5.00000	4.9344

46	2,4-Toluenediamene	121	5.371	5.371 (1.180)	425152	5.00000	4.7150
47	1,3,5-Trichlorobenzene	180	4.275	4.275 (0.939)	600995	5.00000	4.7324

	Compounds	QUANT SIG MASS	RT	EXP RT	REL RT	RESPONSE	AMOUNTS CAL-AMT (NG)	AMOUNTS ON-COL (NG)
48	2,4-Dichlorophenol	162	4.430	4.430	(0.973)	565802	5.00000	4.9082
49	Benzoic Acid	122	4.317	4.317	(0.948)	1024069	10.0000	9.6584
50	1,2,4-Trichlorobenzene	180	4.499	4.499	(0.988)	603742	5.00000	4.8031
51	Naphthalene	128	4.569	4.569	(1.004)	2200501	5.00000	4.8160
52	4-Chloroaniline	127	4.579	4.579	(1.006)	924164	5.00000	4.6880
56	Hexachlorobutadiene	225	4.633	4.633	(1.018)	312600	5.00000	4.7702
210	Caprolactam	113	4.836	4.836	(1.062)	275603	5.00000	5.2728
57	1,2,3-Trichlorobenzene	180	4.665	4.665	(1.025)	571032	5.00000	4.8084
59	4-Chloro-3-Methylphenol	107	4.900	4.900	(1.076)	660827	5.00000	5.0906
62	2-Methylnaphthalene	142	5.061	5.061	(1.112)	1236107	5.00000	4.9694
63	1-Methylnaphthalene	142	5.136	5.136	(1.128)	1411597	5.00000	4.9352
64	Hexachlorocyclopentadiene	237	5.162	5.162	(0.887)	323128	5.00000	4.8041
66	2,4,6-Trichlorophenol	196	5.248	5.248	(0.902)	406316	5.00000	4.8648
67	2,4,5-Trichlorophenol	196	5.275	5.275	(0.906)	431118	5.00000	4.8056
211	1,1'-Biphenyl	154	5.387	5.387	(0.926)	1833943	5.00000	4.7957
68	1,2,3,5-Tetrachlorobenzene	216	5.168	5.168	(0.888)	601962	5.00000	4.7124
70	2-Chloronaphthalene	162	5.419	5.419	(0.931)	1357307	5.00000	4.7782
73	2-Nitroaniline	65	5.473	5.473	(0.940)	422528	5.00000	5.0682
74	1,2,3,4-Tetrachlorobenzene	216	5.387	5.387	(0.926)	565197	5.00000	4.7853
76	Dimethylphthalate	163	5.585	5.585	(0.960)	1634227	5.00000	5.0040
78	2,6-Dinitrotoluene	165	5.638	5.638	(0.969)	378840	5.00000	5.1992
79	Acenaphthylene	152	5.724	5.724	(0.983)	2280360	5.00000	4.8858
80	1,2-Dinitrobenzene	168	5.687	5.687	(0.977)	192205	5.00000	5.2956
81	3-Nitroaniline	138	5.767	5.767	(0.991)	413363	5.00000	5.0720
82	Acenaphthene	153	5.847	5.847	(1.005)	1451817	5.00000	4.8365
83	2,4-Dinitrophenol	184	5.842	5.842	(1.004)	527427	10.0000	9.6012
85	4-Nitrophenol	109	5.852	5.852	(1.006)	206355	5.00000	5.2164
86	Dibenzofuran	168	5.970	5.970	(1.026)	1976470	5.00000	4.9013
87	2,4-Dinitrotoluene	165	5.933	5.933	(1.019)	531690	5.00000	5.3370
91	2,3,5,6-Tetrachlorophenol	232	6.013	6.013	(1.033)	393483	5.00000	5.2177
93	Diethylphthalate	149	6.088	6.088	(1.046)	1720552	5.00000	5.1401
94	Fluorene	166	6.221	6.221	(1.069)	1717443	5.00000	5.0119
95	4-Chlorophenyl-phenylether	204	6.200	6.200	(1.065)	766416	5.00000	5.0213
96	4-Nitroaniline	138	6.216	6.216	(1.068)	452390	5.00000	5.2929
98	4,6-Dinitro-2-methylphenol	198	6.232	6.232	(0.902)	300610	5.00000	4.8370
99	N-Nitrosodiphenylamine	169	6.280	6.280	(0.909)	1258119	5.00000	4.9220
100	1,2-Diphenylhydrazine	77	6.318	6.318	(0.914)	1693329	5.00000	4.8514
106	4-Bromophenyl-phenylether	248	6.564	6.564	(0.950)	444510	5.00000	4.8451
107	Hexachlorobenzene	284	6.623	6.623	(0.958)	441383	5.00000	4.8930
212	Atrazine	200	6.644	6.644	(0.961)	325251	5.00000	5.1094
111	Pentachlorophenol	266	6.756	6.756	(0.978)	627688	10.0000	9.5429
115	Phenanthrene	178	6.933	6.933	(1.003)	2530307	5.00000	4.8856
116	Anthracene	178	6.970	6.970	(1.009)	2563235	5.00000	4.9135
119	Carbazole	167	7.072	7.072	(1.023)	2418980	5.00000	4.9686
120	Di-n-Butylphthalate	149	7.270	7.270	(1.052)	3073007	5.00000	5.2008
123	Fluoranthene	202	7.805	7.805	(1.129)	2658105	5.00000	5.0084
124	Benzidine	184	7.869	7.869	(0.885)	1666473	5.00000	5.0591
125	Pyrene	202	7.976	7.976	(0.897)	2843380	5.00000	4.7609
131	Butylbenzylphthalate	149	8.388	8.388	(0.943)	1374248	5.00000	4.9212
133	3,3'-Dimethoxybenzidine	244	8.789	8.789	(0.988)	579945	5.00000	4.7935
135	3,3'-Dichlorobenzidine	252	8.837	8.837	(0.993)	1023072	5.00000	4.9008
136	Benzo(a)Anthracene	228	8.885	8.885	(0.999)	2727775	5.00000	4.7574

137 Chrysene	228	8.923	8.923 (1.003)	2579144	5.00000	4.7669
138 4,4'-Methylene bis(o-chloroan	231	8.832	8.832 (0.993)	533826	5.00000	4.8794

	Compounds	QUANT SIG MASS	RT	EXP RT	REL RT	RESPONSE	AMOUNTS CAL-AMT (NG)	AMOUNTS ON-COL (NG)
139	bis(2-ethylhexyl)Phthalate	149	8.805	8.805	(0.990)	1975567	5.00000	4.9641
140	Di-n-octylphthalate	149	9.399	9.399	(0.899)	3328271	5.00000	5.1136
141	Benzo(b)fluoranthene	252	9.966	9.966	(0.953)	2606346	5.00000	4.8872
142	Benzo(k)fluoranthene	252	10.003	10.003	(0.957)	2833818	5.00000	4.9938
146	Benzo(a)pyrene	252	10.388	10.388	(0.994)	2499355	5.00000	4.8819
149	Indeno(1,2,3-cd)pyrene	276	12.180	12.180	(1.165)	2805209	5.00000	4.9031
150	Dibenz(a,h)anthracene	278	12.196	12.196	(1.167)	2372879	5.00000	4.9268
151	Benzo(g,h,i)perylene	276	12.709	12.709	(1.216)	2335047	5.00000	4.8911
198	1,4-Dioxane	88	1.830	1.830	(0.502)	186965	5.00000	3.8608
$ 154	Nitrobenzene-d5	82	4.029	4.029	(0.885)	732274	5.00000	4.9047
$ 155	2-Fluorobiphenyl	172	5.307	5.307	(0.912)	1546357	5.00000	4.7804
$ 156	Terphenyl-d14	244	8.051	8.051	(0.905)	1758656	5.00000	4.8325
$ 157	Phenol-d5	99	3.344	3.344	(0.916)	833617	5.00000	4.9471
$ 158	2-Fluorophenol	112	2.766	2.766	(0.758)	621240	5.00000	4.8709
$ 159	2,4,6-Tribromophenol	330	6.393	6.393	(1.098)	196753	5.00000	5.1996
$ 186	2-Chlorophenol-d4	132	3.494	3.494	(0.957)	657175	5.00000	4.9336
$ 187	1,2-Dichlorobenzene-d4	152	3.761	3.761	(1.031)	438051	5.00000	4.8740
M 195	Cresols, total	100				1337954	5.00000	
101	Diphenylamine	169	6.280	6.280	(0.909)	1258119	5.00000	4.9220

QC Flag Legend

M - Compound response manually integrated.

TestAmerica North Canton

INTERNAL STANDARD COMPOUNDS
AREA AND RT SUMMARY

Instrument ID: a4hp7.i
Lab File ID: 7SMH0305.D
Lab Smp Id: l6
Analysis Type: SV
Quant Type: ISTD
Operator: 001710
Method File: \\cansvr11\dd\chem\MSS\a4hp7.i\00305a.b\8270C-625.m
Misc Info:

Calibration Date: 05-MAR-2010
Calibration Time: 12:55
Level:
Sample Type:

		AREA LIMIT			
COMPOUND	STANDARD	LOWER	UPPER	SAMPLE	%DIFF
1 1,4-Dichlorobenze	224917	112459	449834	224917	0.00
2 Naphthalene-d8	988164	494082	1976328	988164	0.00
3 Acenaphthene-d10	560713	280357	1121426	560713	0.00
4 Phenanthrene-d10	953385	476693	1906770	953385	0.00
5 Chrysene-d12	1158460	579230	2316920	1158460	0.00
6 Perylene-d12	1037564	518782	2075128	1037564	0.00

		RT LIMIT			
COMPOUND	STANDARD	LOWER	UPPER	SAMPLE	%DIFF
1 1,4-Dichlorobenze	3.65	3.15	4.15	3.65	0.00
2 Naphthalene-d8	4.55	4.05	5.05	4.55	0.00
3 Acenaphthene-d10	5.82	5.32	6.32	5.82	0.00
4 Phenanthrene-d10	6.91	6.41	7.41	6.91	0.00
5 Chrysene-d12	8.90	8.40	9.40	8.90	0.00
6 Perylene-d12	10.45	9.95	10.95	10.45	0.00

AREA UPPER LIMIT = +100% of internal standard area.
AREA LOWER LIMIT = - 50% of internal standard area.
RT UPPER LIMIT = + 0.50 minutes of internal standard RT.
RT LOWER LIMIT = - 0.50 minutes of internal standard RT.

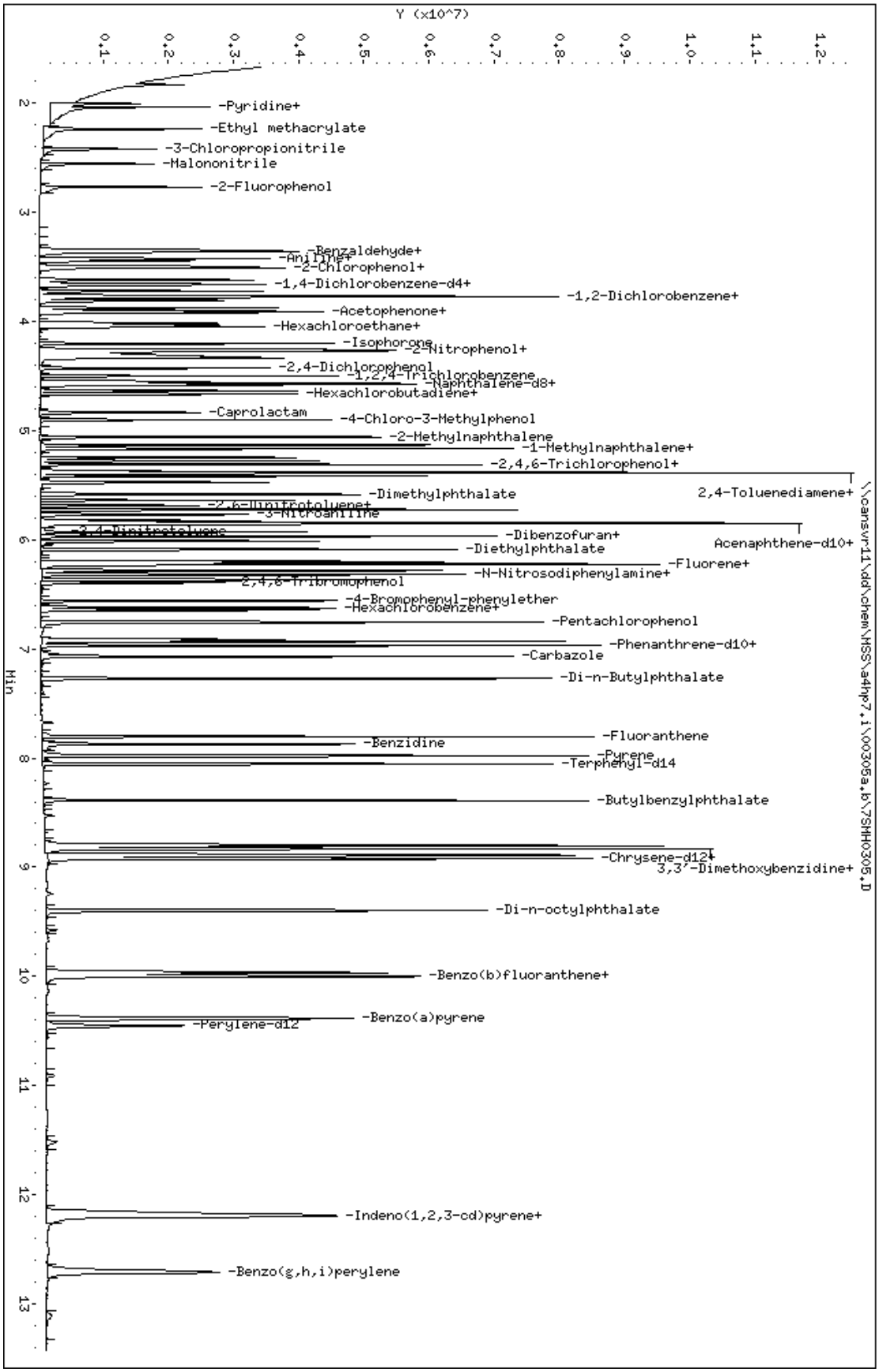

Data File: \\cansvr11\dd\chem\MSS\a4hp7.i\00305a.b\7SHH0305.D
Date : 05-MAR-2010 12:55
Client ID:
Sample Info: 16,00305a,b,8270C-625,1-827042d,sub,1,,6
Column phase: db5.625

Instrument: a4hp7.i
Operator: 001710
Column diameter: 0.32

Data File Name: 7SMH0305.D
Inj. Date and Time: 05-MAR-2010 12:55
Instrument ID: a4hp7.i
Client ID:
Compound Name: N-Nitrosodimethylamine
CAS #: 62-75-9
Report Date: 03/05/2010

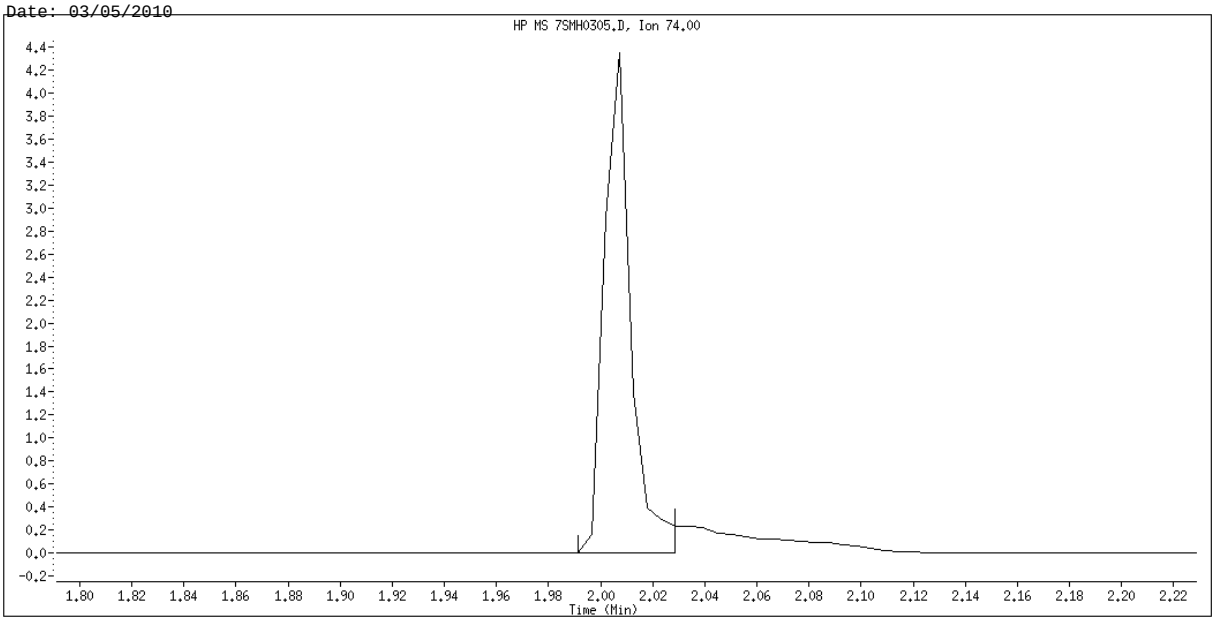

Original Integration

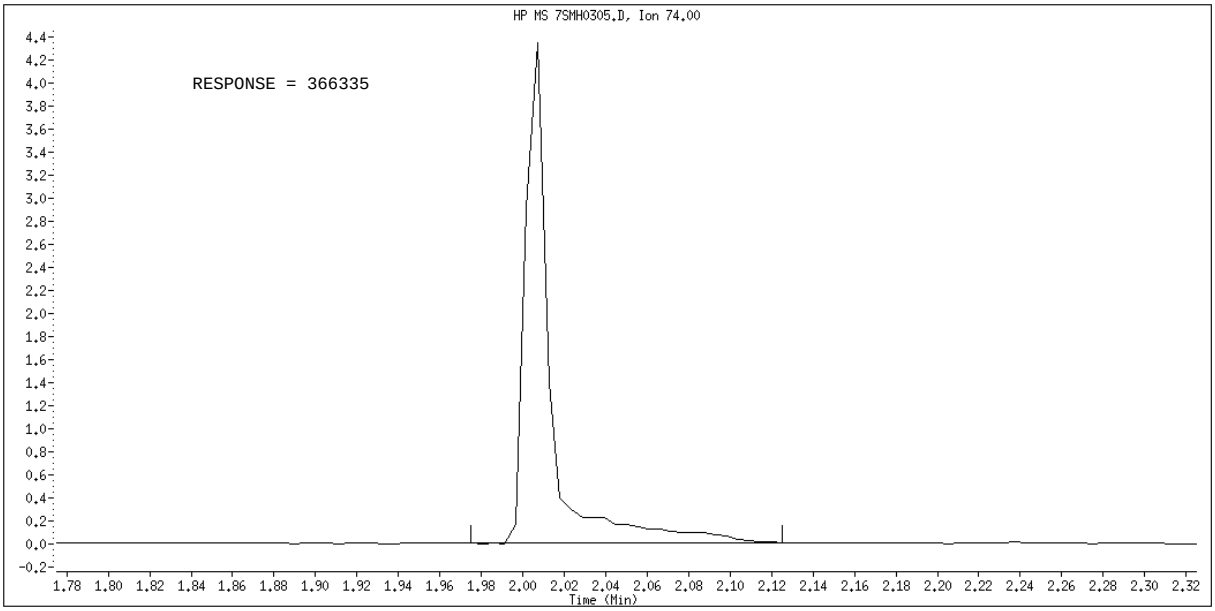

Manual Integration

Manually Integrated By: GruberJ
Manual Integration Reason: Poor Chromatography

Data File Name: 7SMH0305.D
Inj. Date and Time: 05-MAR-2010 12:55
Instrument ID: a4hp7.i
Client ID:
Compound Name: Ethyl methacrylate
CAS #: 97-63-2
Report Date: 03/05/2010

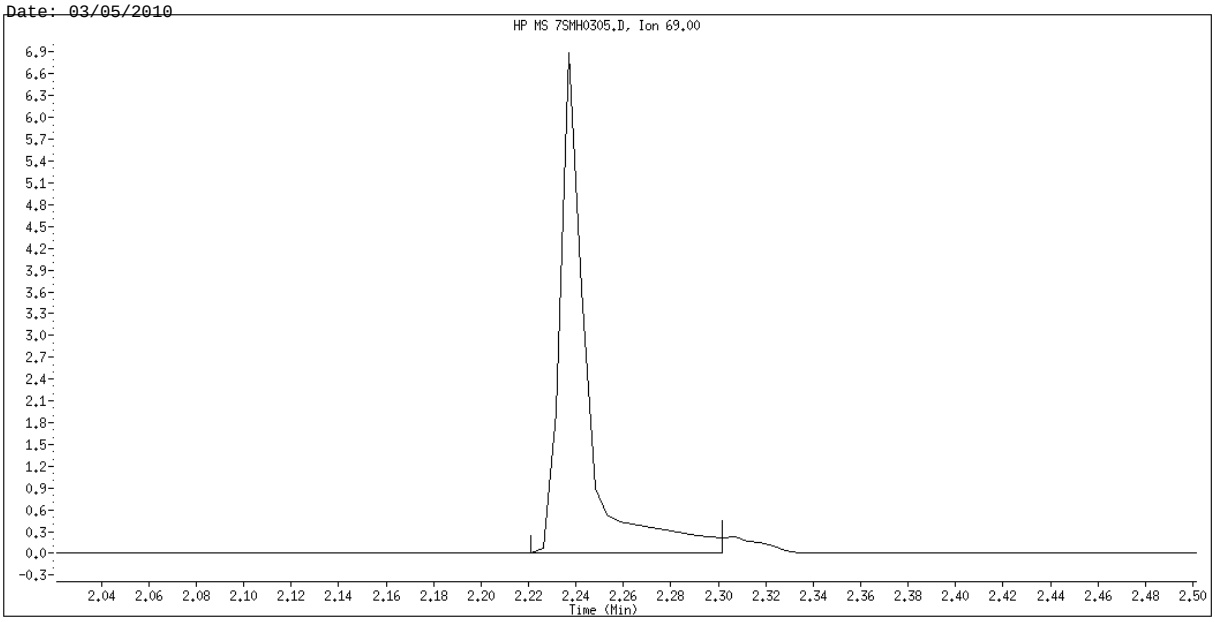

Original Integration

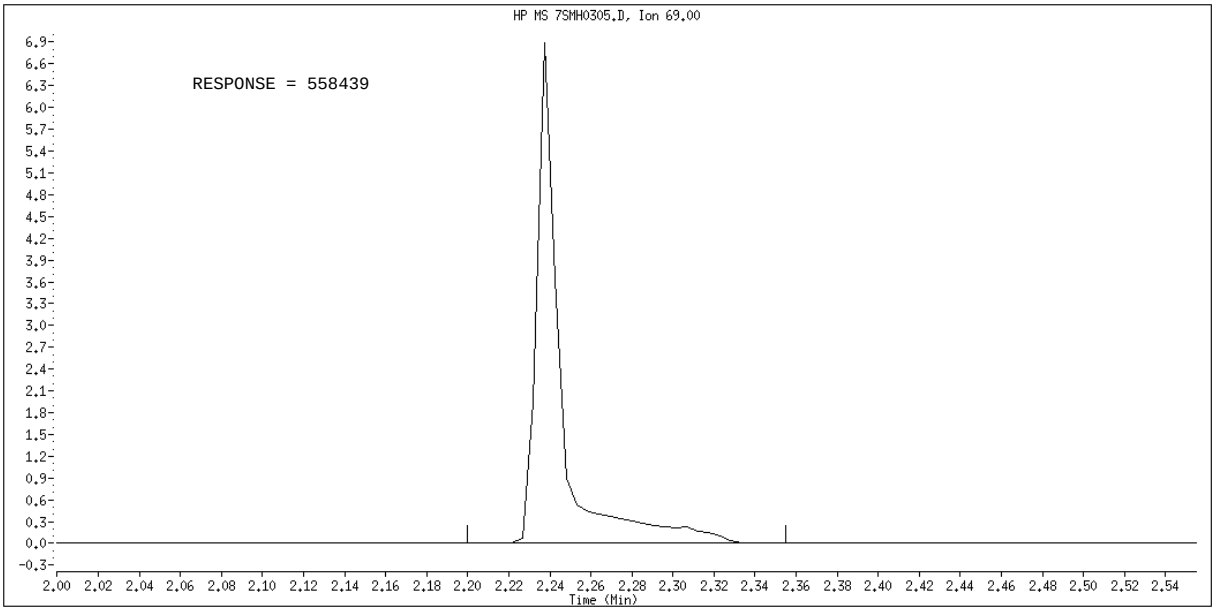

Manual Integration

Manually Integrated By: GruberJ
Manual Integration Reason: Poor Chromatography

Data File Name: 7SMH0305.D
Inj. Date and Time: 05-MAR-2010 12:55
Instrument ID: a4hp7.i
Client ID:
Compound Name: Malononitrile
CAS #: 109-77-3
Report Date: 03/05/2010

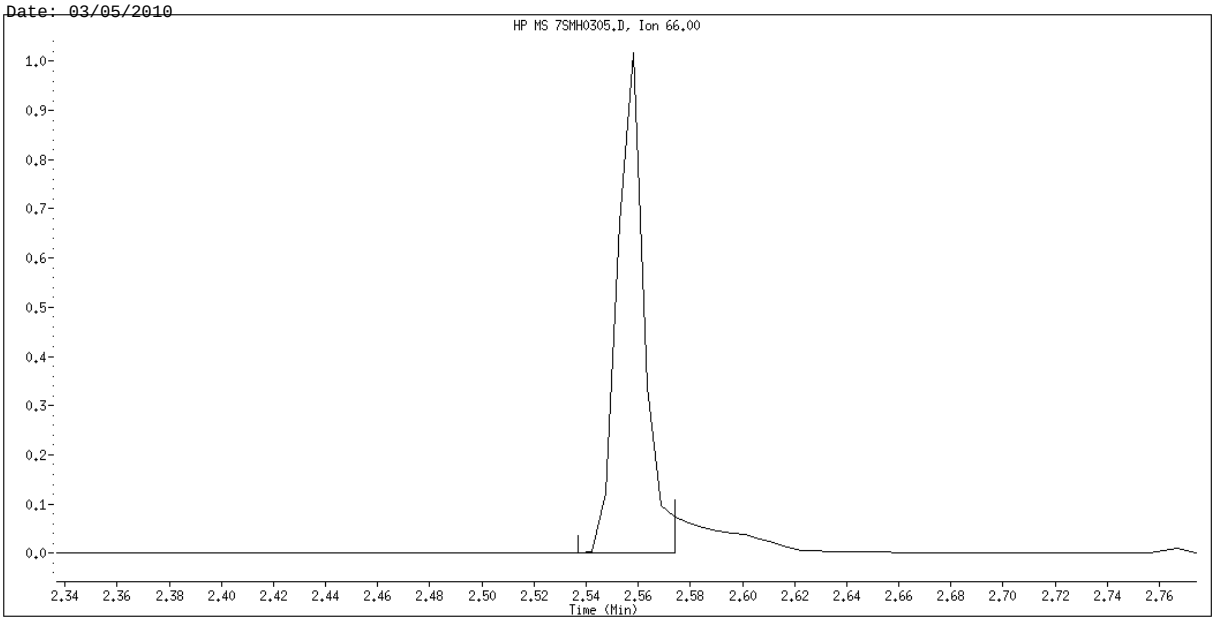

Original Integration

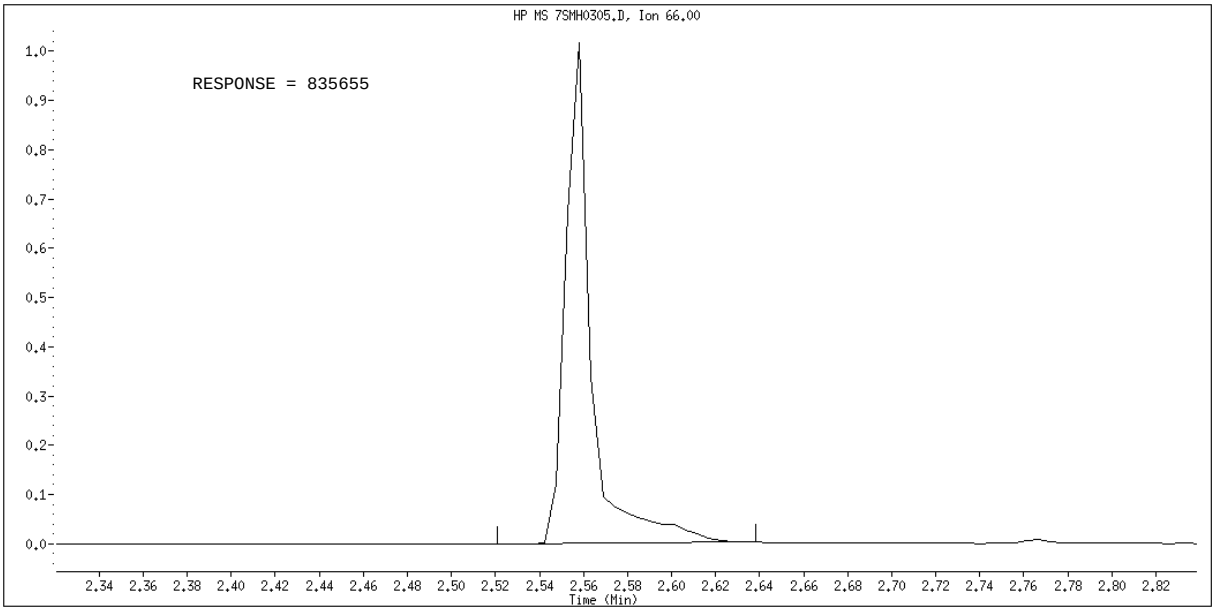

Manual Integration

Manually Integrated By: GruberJ
Manual Integration Reason: Poor Chromatography

TestAmerica North Canton

Semivolatile REPORT SW-846 Method 8270

Data file : \\cansvr11\dd\chem\MSS\a4hp7.i\00305a.b\7SML0305.D
Lab Smp Id: l3
Inj Date : 05-MAR-2010 11:00
Operator : 001710 Inst ID: a4hp7.i
Smp Info : l3,00305a.b,8270C-625,1-827042d.sub,1,,3
Misc Info :
Comment   :
Method   : \\cansvr11\dd\chem\MSS\a4hp7.i\00305a.b\8270C-625.m
Meth Date : 05-Mar-2010 13:14 a4hp7.i Quant Type: ISTD
Cal Date : 05-MAR-2010 10:41 Cal File: 7SM0305.D
Als bottle: 4 Calibration Sample, Level: 3
Dil Factor: 1.00000
Integrator: HP RTE Compound Sublist: 1-827042d.sub
Target Version: 4.14
Processing Host: CANPMSSV01

		QUANT SIG					AMOUNTS	
	Compounds	MASS	RT	EXP RT	REL RT	RESPONSE	CAL-AMT (NG)	ON-COL (NG)
*	1 1,4-Dichlorobenzene-d4	152	3.654	3.654	(1.000)	326248	2.00000	
*	2 Naphthalene-d8	136	4.547	4.547	(1.000)	1338460	2.00000	
*	3 Acenaphthene-d10	164	5.820	5.820	(1.000)	706468	2.00000	
*	4 Phenanthrene-d10	188	6.911	6.911	(1.000)	1127266	2.00000	
*	5 Chrysene-d12	240	8.901	8.901	(1.000)	1263608	2.00000	
*	6 Perylene-d12	264	10.458	10.458	(1.000)	1147290	2.00000	
	9 Pyridine	79	2.055	2.055	(0.562)	76738	0.50000	0.41212(Q)
	10 N-Nitrosodimethylamine	74	2.017	2.017	(0.552)	51674	0.50000	0.47703
	11 Ethyl methacrylate	69	2.247	2.247	(0.615)	76848	0.50000	0.47028
	12 3-Chloropropionitrile	54	2.424	2.424	(0.663)	59506	0.50000	0.48105
	13 Malononitrile	66	2.558	2.558	(0.700)	118969	0.50000	0.49166
	209 Benzaldehyde	77	3.365	3.365	(0.921)	70042	0.50000	0.53519
	21 Aniline	93	3.424	3.424	(0.937)	153348	0.50000	0.48626
	22 Phenol	94	3.355	3.355	(0.918)	126039	0.50000	0.48771
	23 bis(2-Chloroethyl)ether	93	3.446	3.446	(0.943)	99360	0.50000	0.45949
	24 2-Chlorophenol	128	3.504	3.504	(0.959)	102478	0.50000	0.48877
	26 1,3-Dichlorobenzene	146	3.617	3.617	(0.990)	102435	0.50000	0.47975
	27 1,4-Dichlorobenzene	146	3.665	3.665	(1.003)	102575	0.50000	0.48596
	28 1,2-Dichlorobenzene	146	3.772	3.772	(1.032)	99899	0.50000	0.48989
	29 Benzyl Alcohol	108	3.718	3.718	(1.018)	66163	0.50000	0.48056
	30 2-Methylphenol	108	3.772	3.772	(1.032)	90940	0.50000	0.47838
	31 bis(2-Chloroisopropyl)ether	45	3.804	3.804	(1.041)	148364	0.50000	0.48562
	37 Acetophenone	105	3.916	3.916	(1.072)	134821	0.50000	0.48768
	32 N-Nitroso-di-n-propylamine	70	3.895	3.895	(1.066)	71118	0.50000	0.48144
	192 4-Methylphenol	108	3.873	3.873	(1.060)	94519	0.50000	0.47439
	34 Hexachloroethane	117	4.013	4.013	(1.098)	38330	0.50000	0.48583
	35 Nitrobenzene	77	4.045	4.045	(0.889)	97804	0.50000	0.48962
	41 Isophorone	82	4.200	4.200	(0.924)	195916	0.50000	0.49008
	42 2-Nitrophenol	139	4.264	4.264	(0.938)	48819	0.50000	0.45657
	43 2,4-Dimethylphenol	107	4.253	4.253	(0.935)	95175	0.50000	0.47660
	44 bis(2-Chloroethoxy)methane	93	4.328	4.328	(0.952)	114746	0.50000	0.49321

46	2,4-Toluenediamene	121	5.366	5.366 (1.180)	65302	0.50000	0.53467
47	1,3,5-Trichlorobenzene	180	4.275	4.275 (0.940)	85737	0.50000	0.49843

	Compounds	QUANT SIG MASS	RT	EXP RT	REL RT	RESPONSE	AMOUNTS CAL-AMT (NG)	AMOUNTS ON-COL (NG)
48	2,4-Dichlorophenol	162	4.424	4.424	(0.973)	73540	0.50000	0.47099
49	Benzoic Acid	122	4.275	4.275	(0.940)	96165	1.00000	1.2118(Q)
50	1,2,4-Trichlorobenzene	180	4.499	4.499	(0.989)	83560	0.50000	0.49079
51	Naphthalene	128	4.563	4.563	(1.004)	308799	0.50000	0.49896
52	4-Chloroaniline	127	4.579	4.579	(1.007)	134520	0.50000	0.50379
56	Hexachlorobutadiene	225	4.633	4.633	(1.019)	42321	0.50000	0.47679
210	Caprolactam	113	4.815	4.815	(1.059)	31999	0.50000	0.45198
57	1,2,3-Trichlorobenzene	180	4.665	4.665	(1.026)	78708	0.50000	0.48931
59	4-Chloro-3-Methylphenol	107	4.895	4.895	(1.076)	84307	0.50000	0.47948
62	2-Methylnaphthalene	142	5.055	5.055	(1.112)	163797	0.50000	0.48616
63	1-Methylnaphthalene	142	5.130	5.130	(1.128)	188518	0.50000	0.48660
64	Hexachlorocyclopentadiene	237	5.162	5.162	(0.887)	31965	0.50000	0.49639
66	2,4,6-Trichlorophenol	196	5.243	5.243	(0.901)	50978	0.50000	0.48443
67	2,4,5-Trichlorophenol	196	5.269	5.269	(0.905)	54350	0.50000	0.48084
211	1,1'-Biphenyl	154	5.387	5.387	(0.926)	238659	0.50000	0.49533
68	1,2,3,5-Tetrachlorobenzene	216	5.162	5.162	(0.887)	80641	0.50000	0.50105
70	2-Chloronaphthalene	162	5.414	5.414	(0.930)	175004	0.50000	0.48897
73	2-Nitroaniline	65	5.467	5.467	(0.939)	48651	0.50000	0.46317
74	1,2,3,4-Tetrachlorobenzene	216	5.382	5.382	(0.925)	75438	0.50000	0.50693
76	Dimethylphthalate	163	5.580	5.580	(0.959)	202632	0.50000	0.49245
78	2,6-Dinitrotoluene	165	5.633	5.633	(0.968)	41723	0.50000	0.45446
79	Acenaphthylene	152	5.724	5.724	(0.983)	288138	0.50000	0.48998
80	1,2-Dinitrobenzene	168	5.681	5.681	(0.976)	19699	0.50000	0.43076
81	3-Nitroaniline	138	5.767	5.767	(0.991)	48784	0.50000	0.47509
82	Acenaphthene	153	5.847	5.847	(1.005)	185266	0.50000	0.48985
83	2,4-Dinitrophenol	184	5.836	5.836	(1.003)	30304	1.00000	1.3964(Q)
85	4-Nitrophenol	109	5.847	5.847	(1.005)	20112	0.50000	0.40352
86	Dibenzofuran	168	5.970	5.970	(1.026)	250069	0.50000	0.49218
87	2,4-Dinitrotoluene	165	5.927	5.927	(1.018)	55926	0.50000	0.44556
91	2,3,5,6-Tetrachlorophenol	232	6.013	6.013	(1.033)	42041	0.50000	0.44246
93	Diethylphthalate	149	6.082	6.082	(1.045)	205295	0.50000	0.48678
94	Fluorene	166	6.216	6.216	(1.068)	211161	0.50000	0.48908
95	4-Chlorophenyl-phenylether	204	6.200	6.200	(1.065)	90573	0.50000	0.47098
96	4-Nitroaniline	138	6.211	6.211	(1.067)	45481	0.50000	0.42234
98	4,6-Dinitro-2-methylphenol	198	6.227	6.227	(0.901)	19550	0.50000	0.62538
99	N-Nitrosodiphenylamine	169	6.280	6.280	(0.909)	145309	0.50000	0.48078
100	1,2-Diphenylhydrazine	77	6.312	6.312	(0.913)	198568	0.50000	0.48115
106	4-Bromophenyl-phenylether	248	6.558	6.558	(0.949)	52368	0.50000	0.48276
107	Hexachlorobenzene	284	6.617	6.617	(0.957)	51258	0.50000	0.48058
212	Atrazine	200	6.644	6.644	(0.961)	35704	0.50000	0.47437
111	Pentachlorophenol	266	6.751	6.751	(0.977)	61145	1.00000	0.99227
115	Phenanthrene	178	6.928	6.928	(1.002)	297207	0.50000	0.48534
116	Anthracene	178	6.965	6.965	(1.008)	295074	0.50000	0.47838
119	Carbazole	167	7.067	7.067	(1.022)	272458	0.50000	0.47331
120	Di-n-Butylphthalate	149	7.270	7.270	(1.052)	335581	0.50000	0.48034
123	Fluoranthene	202	7.805	7.805	(1.129)	301022	0.50000	0.47970
124	Benzidine	184	7.869	7.869	(0.884)	164543	0.50000	0.45796
125	Pyrene	202	7.976	7.976	(0.896)	320740	0.50000	0.49236
131	Butylbenzylphthalate	149	8.393	8.393	(0.943)	148625	0.50000	0.48794
133	3,3'-Dimethoxybenzidine	244	8.794	8.794	(0.988)	64696	0.50000	0.49025
135	3,3'-Dichlorobenzidine	252	8.837	8.837	(0.993)	109564	0.50000	0.48117
136	Benzo(a)Anthracene	228	8.890	8.890	(0.999)	299985	0.50000	0.47965

137 Chrysene	228	8.923	8.923 (1.002)	291539	0.50000	0.49400
138 4,4'-Methylene bis(o-chloroan	231	8.832	8.832 (0.992)	55833	0.50000	0.46788

Compounds	QUANT SIG MASS	RT	EXP RT	REL RT	RESPONSE	AMOUNTS CAL-AMT (NG)	AMOUNTS ON-COL (NG)
139 bis(2-ethylhexyl)Phthalate	149	8.810	8.810	(0.990)	210460	0.50000	0.48483
140 Di-n-octylphthalate	149	9.404	9.404	(0.899)	336245	0.50000	0.46720
141 Benzo(b)fluoranthene	252	9.966	9.966	(0.953)	277636	0.50000	0.47081
142 Benzo(k)fluoranthene	252	9.998	9.998	(0.956)	308425	0.50000	0.49153
146 Benzo(a)pyrene	252	10.388	10.388	(0.993)	271902	0.50000	0.48030
149 Indeno(1,2,3-cd)pyrene	276	12.169	12.169	(1.164)	301261	0.50000	0.47620
150 Dibenz(a,h)anthracene	278	12.191	12.191	(1.166)	258065	0.50000	0.48458
151 Benzo(g,h,i)perylene	276	12.699	12.699	(1.214)	251454	0.50000	0.47634
198 1,4-Dioxane	88	1.852	1.852	(0.507)	36446	0.50000	0.51885
$ 154 Nitrobenzene-d5	82	4.029	4.029	(0.886)	97731	0.50000	0.48327
$ 155 2-Fluorobiphenyl	172	5.307	5.307	(0.912)	201197	0.50000	0.49366
$ 156 Terphenyl-d14	244	8.051	8.051	(0.904)	194844	0.50000	0.49085
$ 157 Phenol-d5	99	3.344	3.344	(0.915)	118362	0.50000	0.48426
$ 158 2-Fluorophenol	112	2.772	2.772	(0.759)	88661	0.50000	0.47924
$ 159 2,4,6-Tribromophenol	330	6.393	6.393	(1.098)	20235	0.50000	0.42442
$ 186 2-Chlorophenol-d4	132	3.494	3.494	(0.956)	94614	0.50000	0.48968
$ 187 1,2-Dichlorobenzene-d4	152	3.761	3.761	(1.029)	63728	0.50000	0.48884
M 195 Cresols, total	100				185459	0.50000	
101 Diphenylamine	169	6.280	6.280	(0.909)	145309	0.50000	0.48078

QC Flag Legend

Q - Qualifier signal failed the ratio test.

TestAmerica North Canton

INTERNAL STANDARD COMPOUNDS
AREA AND RT SUMMARY

Instrument ID: a4hp7.i
Lab File ID: 7SML0305.D
Lab Smp Id: l3
Analysis Type: SV
Quant Type: ISTD
Operator: 001710
Method File: \\cansvr11\dd\chem\MSS\a4hp7.i\00305a.b\8270C-625.m
Misc Info:

Calibration Date: 05-MAR-2010
Calibration Time: 12:55
Level:
Sample Type:

		AREA LIMIT			
COMPOUND	STANDARD	LOWER	UPPER	SAMPLE	%DIFF
1 1,4-Dichlorobenze	224917	112459	449834	326248	45.05
2 Naphthalene-d8	988164	494082	1976328	1338460	35.45
3 Acenaphthene-d10	560713	280357	1121426	706468	25.99
4 Phenanthrene-d10	953385	476693	1906770	1127266	18.24
5 Chrysene-d12	1158460	579230	2316920	1263608	9.08
6 Perylene-d12	1037564	518782	2075128	1147290	10.58

		RT LIMIT			
COMPOUND	STANDARD	LOWER	UPPER	SAMPLE	%DIFF
1 1,4-Dichlorobenze	3.65	3.15	4.15	3.65	0.15
2 Naphthalene-d8	4.55	4.05	5.05	4.55	-0.12
3 Acenaphthene-d10	5.82	5.32	6.32	5.82	0.00
4 Phenanthrene-d10	6.91	6.41	7.41	6.91	0.00
5 Chrysene-d12	8.90	8.40	9.40	8.90	0.06
6 Perylene-d12	10.45	9.95	10.95	10.46	0.05

AREA UPPER LIMIT = +100% of internal standard area.
AREA LOWER LIMIT = - 50% of internal standard area.
RT UPPER LIMIT = + 0.50 minutes of internal standard RT.
RT LOWER LIMIT = - 0.50 minutes of internal standard RT.

Data File: \\cansvr11\dd\chem\MSS\a4hp7.i\00305a.b\7SML0305.D

Page 1

Date : 05-MAR-2010 11:00

Client ID:

Instrument: a4hp7.i

Sample Info: 13,00305a.b,8270C-625,1-827042d.sub,1,,3

Operator: 001710

Column phase: db5.625

Column diameter: 0.32

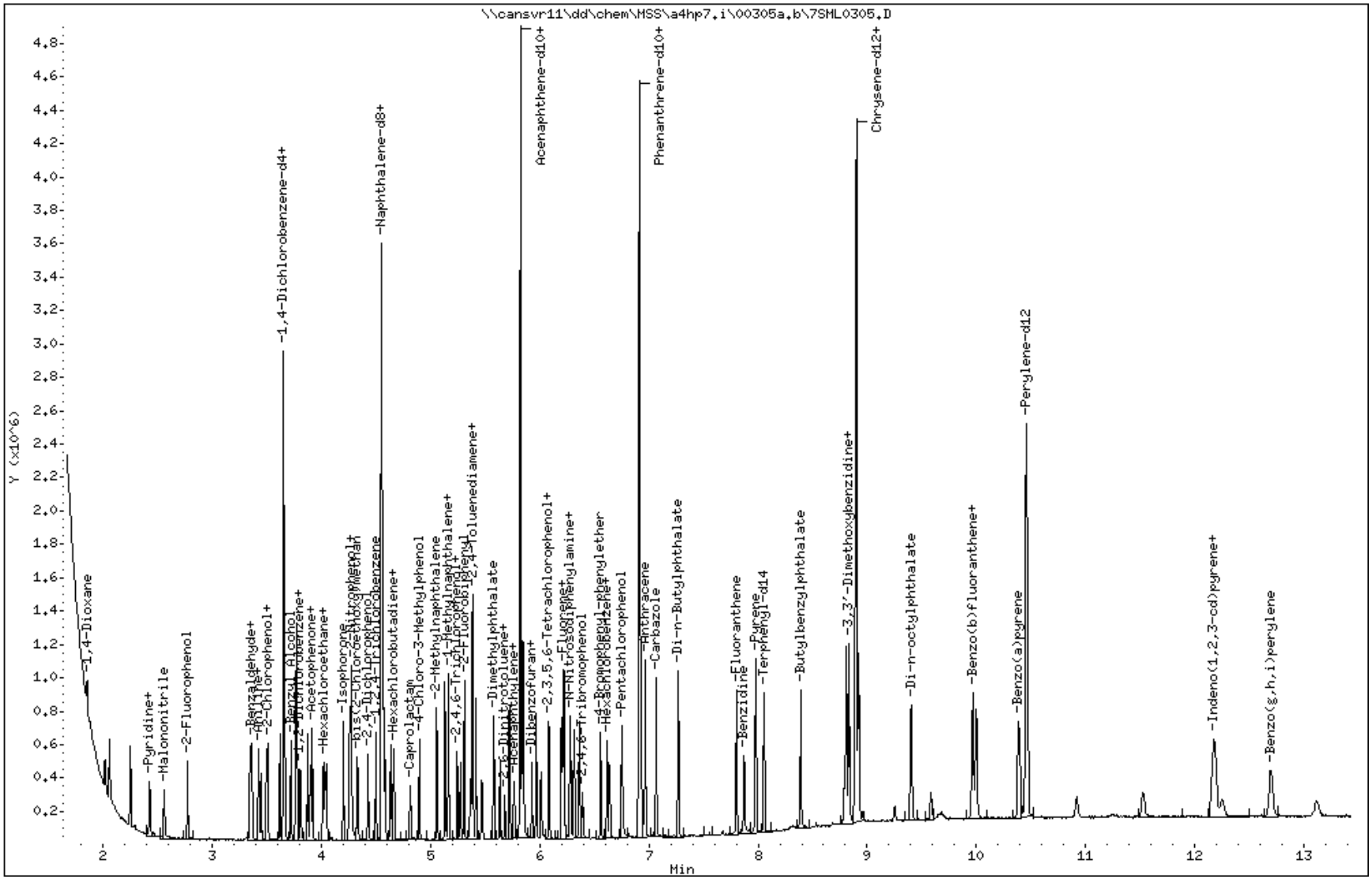

TestAmerica North Canton

Semivolatile REPORT SW-846 Method 8270

Data file : \\cansvr11\dd\chem\MSS\a4hp7.i\00305a.b\7SMM0305.D
Lab Smp Id: l5
Inj Date : 05-MAR-2010 10:22
Operator : 001710   Inst ID: a4hp7.i
Smp Info : l5,00305a.b,8270C-625,1-827042d.sub,1,,5
Misc Info :
Comment   :
Method   : \\cansvr11\dd\chem\MSS\a4hp7.i\00305a.b\8270C-625.m
Meth Date : 05-Mar-2010 13:14 a4hp7.i Quant Type: ISTD
Cal Date : 05-MAR-2010 12:55   Cal File: 7SMH0305.D
Als bottle: 2   Calibration Sample, Level: 5
Dil Factor: 1.00000
Integrator: HP RTE   Compound Sublist: 1-827042d.sub
Target Version: 4.14
Processing Host: CANPMSSV01

		QUANT SIG					AMOUNTS CAL-AMT	AMOUNTS ON-COL
	Compounds	MASS	RT	EXP RT	REL RT	RESPONSE	(NG)	(NG)
*	1 1,4-Dichlorobenzene-d4	152	3.654	3.654	(1.000)	322021	2.00000	
*	2 Naphthalene-d8	136	4.553	4.553	(1.000)	1337702	2.00000	
*	3 Acenaphthene-d10	164	5.820	5.820	(1.000)	707607	2.00000	
*	4 Phenanthrene-d10	188	6.911	6.911	(1.000)	1129286	2.00000	
*	5 Chrysene-d12	240	8.912	8.912	(1.000)	1278384	2.00000	
*	6 Perylene-d12	264	10.474	10.474	(1.000)	1175455	2.00000	
	9 Pyridine	79	2.049	2.049	(0.561)	479194	2.50000	2.6073
	10 N-Nitrosodimethylamine	74	2.012	2.012	(0.551)	266793	2.50000	2.4952
	11 Ethyl methacrylate	69	2.247	2.247	(0.615)	405044	2.50000	2.5113
	12 3-Chloropropionitrile	54	2.424	2.424	(0.663)	297685	2.50000	2.4381
	13 Malononitrile	66	2.563	2.563	(0.701)	598205	2.50000	2.5046
	209 Benzaldehyde	77	3.365	3.365	(0.921)	345733	2.50000	2.6764
	21 Aniline	93	3.424	3.424	(0.937)	782467	2.50000	2.5137
	22 Phenol	94	3.355	3.355	(0.918)	636024	2.50000	2.4934
	23 bis(2-Chloroethyl)ether	93	3.445	3.445	(0.943)	524496	2.50000	2.4574
	24 2-Chlorophenol	128	3.510	3.510	(0.960)	515988	2.50000	2.4933
	26 1,3-Dichlorobenzene	146	3.617	3.617	(0.990)	521956	2.50000	2.4766
	27 1,4-Dichlorobenzene	146	3.665	3.665	(1.003)	514967	2.50000	2.4717
	28 1,2-Dichlorobenzene	146	3.772	3.772	(1.032)	502241	2.50000	2.4952
	29 Benzyl Alcohol	108	3.724	3.724	(1.019)	333933	2.50000	2.4573
	30 2-Methylphenol	108	3.777	3.777	(1.034)	457651	2.50000	2.4390
	31 bis(2-Chloroisopropyl)ether	45	3.809	3.809	(1.042)	736517	2.50000	2.4424
	37 Acetophenone	105	3.916	3.916	(1.072)	672473	2.50000	2.4644
	32 N-Nitroso-di-n-propylamine	70	3.900	3.900	(1.067)	361204	2.50000	2.4773
	192 4-Methylphenol	108	3.879	3.879	(1.061)	490641	2.50000	2.4948
	34 Hexachloroethane	117	4.012	4.012	(1.098)	191354	2.50000	2.4572
	35 Nitrobenzene	77	4.045	4.045	(0.888)	501638	2.50000	2.5127
	41 Isophorone	82	4.205	4.205	(0.924)	979374	2.50000	2.4513
	42 2-Nitrophenol	139	4.269	4.269	(0.938)	268891	2.50000	2.5162
	43 2,4-Dimethylphenol	107	4.258	4.258	(0.935)	496326	2.50000	2.4868
	44 bis(2-Chloroethoxy)methane	93	4.333	4.333	(0.952)	571224	2.50000	2.4567

46	2,4-Toluenediamene	121	5.371	5.371 (1.180)	320824	2.50000	2.6283
47	1,3,5-Trichlorobenzene	180	4.274	4.274 (0.939)	429799	2.50000	2.5000

	Compounds	QUANT SIG MASS	RT	EXP RT	REL RT	RESPONSE	AMOUNTS CAL-AMT (NG)	AMOUNTS ON-COL (NG)
48	2,4-Dichlorophenol	162	4.430	4.430	(0.973)	390380	2.50000	2.5016
49	Benzoic Acid	122	4.307	4.307	(0.946)	621438	5.00000	4.7645
50	1,2,4-Trichlorobenzene	180	4.499	4.499	(0.988)	425715	2.50000	2.5018
51	Naphthalene	128	4.569	4.569	(1.004)	1533925	2.50000	2.4800
52	4-Chloroaniline	127	4.585	4.585	(1.007)	642425	2.50000	2.4073
56	Hexachlorobutadiene	225	4.633	4.633	(1.018)	217955	2.50000	2.4569
210	Caprolactam	113	4.831	4.831	(1.061)	171719	2.50000	2.4268
57	1,2,3-Trichlorobenzene	180	4.665	4.665	(1.025)	400527	2.50000	2.4914
59	4-Chloro-3-Methylphenol	107	4.900	4.900	(1.076)	429897	2.50000	2.4463
62	2-Methylnaphthalene	142	5.061	5.061	(1.112)	835972	2.50000	2.4826
63	1-Methylnaphthalene	142	5.136	5.136	(1.128)	954255	2.50000	2.4645
64	Hexachlorocyclopentadiene	237	5.162	5.162	(0.887)	210994	2.50000	2.5980
66	2,4,6-Trichlorophenol	196	5.248	5.248	(0.902)	266059	2.50000	2.5242
67	2,4,5-Trichlorophenol	196	5.275	5.275	(0.906)	284744	2.50000	2.5151
211	1,1'-Biphenyl	154	5.387	5.387	(0.926)	1218409	2.50000	2.5247
68	1,2,3,5-Tetrachlorobenzene	216	5.168	5.168	(0.888)	411632	2.50000	2.5535
70	2-Chloronaphthalene	162	5.419	5.419	(0.931)	892612	2.50000	2.4900
73	2-Nitroaniline	65	5.473	5.473	(0.940)	262362	2.50000	2.4937
74	1,2,3,4-Tetrachlorobenzene	216	5.387	5.387	(0.926)	374103	2.50000	2.5098
76	Dimethylphthalate	163	5.585	5.585	(0.960)	1012086	2.50000	2.4557
78	2,6-Dinitrotoluene	165	5.638	5.638	(0.969)	231226	2.50000	2.5146
79	Acenaphthylene	152	5.724	5.724	(0.983)	1473432	2.50000	2.5016
80	1,2-Dinitrobenzene	168	5.687	5.687	(0.977)	116249	2.50000	2.5380
81	3-Nitroaniline	138	5.767	5.767	(0.991)	256464	2.50000	2.4936
82	Acenaphthene	153	5.847	5.847	(1.005)	944652	2.50000	2.4937
83	2,4-Dinitrophenol	184	5.842	5.842	(1.004)	275100	5.00000	4.4850(Q)
85	4-Nitrophenol	109	5.852	5.852	(1.006)	120485	2.50000	2.4135
86	Dibenzofuran	168	5.970	5.970	(1.026)	1254254	2.50000	2.4646
87	2,4-Dinitrotoluene	165	5.933	5.933	(1.019)	315565	2.50000	2.5100
91	2,3,5,6-Tetrachlorophenol	232	6.013	6.013	(1.033)	238481	2.50000	2.5058
93	Diethylphthalate	149	6.088	6.088	(1.046)	1023835	2.50000	2.4237
94	Fluorene	166	6.221	6.221	(1.069)	1062014	2.50000	2.4558
95	4-Chlorophenyl-phenylether	204	6.200	6.200	(1.065)	473591	2.50000	2.4587
96	4-Nitroaniline	138	6.211	6.211	(1.067)	267755	2.50000	2.4824
98	4,6-Dinitro-2-methylphenol	198	6.232	6.232	(0.902)	159258	2.50000	2.3840
99	N-Nitrosodiphenylamine	169	6.280	6.280	(0.909)	764333	2.50000	2.5244
100	1,2-Diphenylhydrazine	77	6.318	6.318	(0.914)	1038690	2.50000	2.5123
106	4-Bromophenyl-phenylether	248	6.564	6.564	(0.950)	271481	2.50000	2.4982
107	Hexachlorobenzene	284	6.623	6.623	(0.958)	263569	2.50000	2.4667
212	Atrazine	200	6.644	6.644	(0.961)	191107	2.50000	2.5345
111	Pentachlorophenol	266	6.756	6.756	(0.978)	371621	5.00000	4.9277
115	Phenanthrene	178	6.933	6.933	(1.003)	1512695	2.50000	2.4658
116	Anthracene	178	6.970	6.970	(1.009)	1543994	2.50000	2.4987
119	Carbazole	167	7.066	7.066	(1.022)	1445969	2.50000	2.5074
120	Di-n-Butylphthalate	149	7.270	7.270	(1.052)	1757907	2.50000	2.5117
123	Fluoranthene	202	7.805	7.805	(1.129)	1552104	2.50000	2.4690
124	Benzidine	184	7.874	7.874	(0.884)	975572	2.50000	2.6838
125	Pyrene	202	7.981	7.981	(0.896)	1650896	2.50000	2.5049
131	Butylbenzylphthalate	149	8.398	8.398	(0.942)	772651	2.50000	2.5073
133	3,3'-Dimethoxybenzidine	244	8.799	8.799	(0.987)	351016	2.50000	2.6292
135	3,3'-Dichlorobenzidine	252	8.848	8.848	(0.993)	580656	2.50000	2.5206
136	Benzo(a)Anthracene	228	8.901	8.901	(0.999)	1570366	2.50000	2.4819

137	Chrysene	228	8.933	8.933 (1.002)	1488904	2.50000	2.4937
138	4,4'-Methylene bis(o-chloroan	231	8.842	8.842 (0.992)	301051	2.50000	2.4936

Compounds	QUANT SIG MASS	RT	EXP RT	REL RT	RESPONSE	AMOUNTS CAL-AMT (NG)	AMOUNTS ON-COL (NG)
139 bis(2-ethylhexyl)Phthalate	149	8.821	8.821	(0.990)	1093410	2.50000	2.4897
140 Di-n-octylphthalate	149	9.415	9.415	(0.899)	1831631	2.50000	2.4840
141 Benzo(b)fluoranthene	252	9.981	9.981	(0.953)	1501634	2.50000	2.4854
142 Benzo(k)fluoranthene	252	10.014	10.014	(0.956)	1565133	2.50000	2.4346
146 Benzo(a)pyrene	252	10.399	10.399	(0.993)	1435150	2.50000	2.4744
149 Indeno(1,2,3-cd)pyrene	276	12.190	12.190	(1.164)	1637282	2.50000	2.5260
150 Dibenz(a,h)anthracene	278	12.212	12.212	(1.166)	1371511	2.50000	2.5136
151 Benzo(g,h,i)perylene	276	12.725	12.725	(1.215)	1347296	2.50000	2.4911
198 1,4-Dioxane	88	1.846	1.846	(0.505)	176962	2.50000	2.5523
$ 154 Nitrobenzene-d5	82	4.034	4.034	(0.886)	512000	2.50000	2.5332
$ 155 2-Fluorobiphenyl	172	5.307	5.307	(0.912)	1022631	2.50000	2.5051
$ 156 Terphenyl-d14	244	8.056	8.056	(0.904)	1011207	2.50000	2.5180
$ 157 Phenol-d5	99	3.344	3.344	(0.915)	596588	2.50000	2.4729
$ 158 2-Fluorophenol	112	2.772	2.772	(0.759)	445141	2.50000	2.4377
$ 159 2,4,6-Tribromophenol	330	6.393	6.393	(1.098)	116817	2.50000	2.4462
$ 186 2-Chlorophenol-d4	132	3.494	3.494	(0.956)	472732	2.50000	2.4788
$ 187 1,2-Dichlorobenzene-d4	152	3.761	3.761	(1.029)	319416	2.50000	2.4823
M 195 Cresols, total	100				948292	2.50000	
101 Diphenylamine	169	6.280	6.280	(0.909)	764333	2.50000	2.5244

QC Flag Legend

Q - Qualifier signal failed the ratio test.

TestAmerica North Canton

INTERNAL STANDARD COMPOUNDS
AREA AND RT SUMMARY

Instrument ID: a4hp7.i
Lab File ID: 7SMM0305.D
Lab Smp Id: l5
Analysis Type: SV
Quant Type: ISTD
Operator: 001710
Method File: \\cansvr11\dd\chem\MSS\a4hp7.i\00305a.b\8270C-625.m
Misc Info:

Calibration Date: 05-MAR-2010
Calibration Time: 12:55
Level:
Sample Type:

		AREA LIMIT			
COMPOUND	STANDARD	LOWER	UPPER	SAMPLE	%DIFF
1 1,4-Dichlorobenze	224917	112459	449834	322021	43.17
2 Naphthalene-d8	988164	494082	1976328	1337702	35.37
3 Acenaphthene-d10	560713	280357	1121426	707607	26.20
4 Phenanthrene-d10	953385	476693	1906770	1129286	18.45
5 Chrysene-d12	1158460	579230	2316920	1278384	10.35
6 Perylene-d12	1037564	518782	2075128	1175455	13.29

		RT LIMIT			
COMPOUND	STANDARD	LOWER	UPPER	SAMPLE	%DIFF
1 1,4-Dichlorobenze	3.65	3.15	4.15	3.65	0.14
2 Naphthalene-d8	4.55	4.05	5.05	4.55	-0.00
3 Acenaphthene-d10	5.82	5.32	6.32	5.82	-0.00
4 Phenanthrene-d10	6.91	6.41	7.41	6.91	-0.00
5 Chrysene-d12	8.90	8.40	9.40	8.91	0.18
6 Perylene-d12	10.45	9.95	10.95	10.47	0.20

AREA UPPER LIMIT = +100% of internal standard area.
AREA LOWER LIMIT = - 50% of internal standard area.
RT UPPER LIMIT = + 0.50 minutes of internal standard RT.
RT LOWER LIMIT = - 0.50 minutes of internal standard RT.

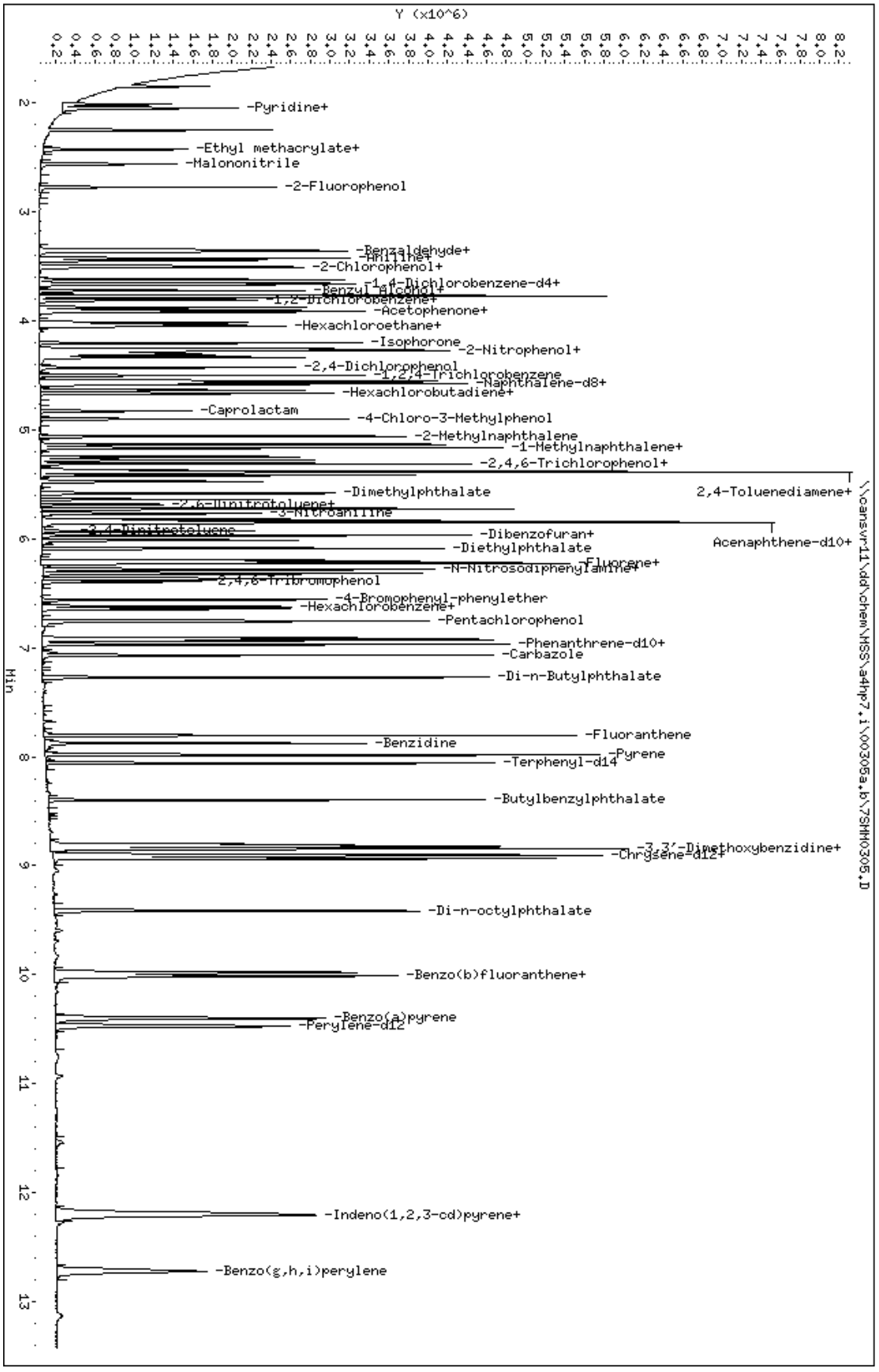

Data File: \\cansvr11\dd\chem\MSS\a4hp7.i\00305a.b\7SHH0305.D
Date : 05-MAR-2010 10:22
Client ID:
Sample Info: 15,00305a,b,8270C-625,1-827042d,sub,1,,5
Column phase: db5.625

Instrument: a4hp7.i
Operator: 001710
Column diameter: 0.32

TestAmerica North Canton

CONTINUING CALIBRATION COMPOUNDS

Instrument ID: a4hp7.i Injection Date: 05-MAR-2010 13:14
Lab File ID: ICVTCL.D Init. Cal. Date(s): 05-MAR-2010 05-MAR-2010
Analysis Type: Init. Cal. Times: 10:22 12:55
Lab Sample ID: icvtcl Quant Type: ISTD
Method: \\cansvr11\dd\chem\MSS\a4hp7.i\00305a.b\8270C-625.m

COMPOUND	RRF / AMOUNT	RF5	CCAL RRF5	MIN RRF	%D / %DRIFT	MAX %D / %DRIFT	CURVE TYPE
9 Pyridine	1.14147	1.15476	1.15476	0.010	-1.16486	50.00000	Averaged
10 N-Nitrosodimethylamine	0.66406	0.62036	0.62036	0.010	6.58004	50.00000	Averaged
11 Ethyl methacrylate	1.00174	1.01034	1.01034	0.010	-0.85853	50.00000	Averaged
12 3-Chloropropionitrile	0.75832	0.74982	0.74982	0.010	1.12118	50.00000	Averaged
13 Malononitrile	1.48337	1.43120	1.43120	0.010	3.51707	50.00000	Averaged
209 Benzaldehyde	0.80229	0.78696	0.78696	0.010	1.90996	50.00000	Averaged
21 Aniline	1.93328	1.82961	1.82961	0.010	5.36278	50.00000	Averaged
22 Phenol	1.58424	1.53261	1.53261	0.010	3.25879	20.00000	Averaged
23 bis(2-Chloroethyl)ether	1.32560	1.40920	1.40920	0.010	-6.30637	50.00000	Averaged
24 2-Chlorophenol	1.28531	1.26689	1.26689	0.010	1.43263	50.00000	Averaged
26 1,3-Dichlorobenzene	1.30893	1.28884	1.28884	0.010	1.53450	50.00000	Averaged
27 1,4-Dichlorobenzene	1.29397	1.27296	1.27296	0.010	1.62412	20.00000	Averaged
28 1,2-Dichlorobenzene	1.25010	1.22780	1.22780	0.010	1.78449	50.00000	Averaged
29 Benzyl Alcohol	0.84401	0.82661	0.82661	0.010	2.06159	50.00000	Averaged
30 2-Methylphenol	1.16536	1.14016	1.14016	0.010	2.16243	50.00000	Averaged
31 bis(2-Chloroisopropyl)ether	1.87289	1.89450	1.89450	0.010	-1.15385	50.00000	Averaged
37 Acetophenone	1.69476	1.68195	1.68195	0.010	0.75552	50.00000	Averaged
32 N-Nitroso-di-n-propylamine	0.90557	0.92140	0.92140	0.050	-1.74771	50.00000	Averaged
192 4-Methylphenol	1.22143	1.19349	1.19349	0.010	2.28745	50.00000	Averaged
34 Hexachloroethane	0.48366	0.49116	0.49116	0.010	-1.55244	50.00000	Averaged
35 Nitrobenzene	0.29849	0.29864	0.29864	0.010	-0.05044	50.00000	Averaged
41 Isophorone	0.59735	0.60905	0.60905	0.010	-1.95852	50.00000	Averaged
42 2-Nitrophenol	0.15978	0.16507	0.16507	0.010	-3.31373	20.00000	Averaged
43 2,4-Dimethylphenol	0.29840	0.29827	0.29827	0.010	0.04322	50.00000	Averaged
44 bis(2-Chloroethoxy)methane	0.34764	0.35194	0.35194	0.010	-1.23611	50.00000	Averaged
46 2,4-Toluenediamene	0.18250	0.17627	0.17627	0.010	3.41335	50.00000	Averaged
47 1,3,5-Trichlorobenzene	0.25703	0.25492	0.25492	0.010	0.81989	50.00000	Averaged
48 2,4-Dichlorophenol	0.23331	0.23311	0.23311	0.010	0.08546	20.00000	Averaged
49 Benzoic Acid	10.00000	9.80173	0.21074	0.010	1.98266	0.000e+000	Quadratic
50 1,2,4-Trichlorobenzene	0.25441	0.25570	0.25570	0.010	-0.50801	50.00000	Averaged
51 Naphthalene	0.92476	0.91434	0.91434	0.010	1.12681	50.00000	Averaged
52 4-Chloroaniline	0.39899	0.38409	0.38409	0.010	3.73388	50.00000	Averaged
56 Hexachlorobutadiene	0.13263	0.13430	0.13430	0.010	-1.25920	20.00000	Averaged
210 Caprolactam	0.10579	0.10829	0.10829	0.010	-2.36198	50.00000	Averaged
57 1,2,3-Trichlorobenzene	0.24036	0.24103	0.24103	0.010	-0.27805	50.00000	Averaged
59 4-Chloro-3-Methylphenol	0.26274	0.26519	0.26519	0.010	-0.93272	20.00000	Averaged
62 2-Methylnaphthalene	0.50344	0.51101	0.51101	0.010	-1.50373	50.00000	Averaged
63 1-Methylnaphthalene	0.57890	0.58418	0.58418	0.010	-0.91307	50.00000	Averaged
64 Hexachlorocyclopentadiene	5.00000	5.18435	0.25026	0.050	-3.68699	0.000e+000	Quadratic
66 2,4,6-Trichlorophenol	0.29791	0.30523	0.30523	0.010	-2.45762	20.00000	Averaged
67 2,4,5-Trichlorophenol	0.31999	0.32985	0.32985	0.010	-3.08122	50.00000	Averaged
211 1,1'-Biphenyl	1.36402	1.35938	1.35938	0.010	0.34041	50.00000	Averaged

TestAmerica North Canton

CONTINUING CALIBRATION COMPOUNDS

Instrument ID: a4hp7.i Injection Date: 05-MAR-2010 13:14
Lab File ID: ICVTCL.D Init. Cal. Date(s): 05-MAR-2010 05-MAR-2010
Analysis Type: Init. Cal. Times: 10:22 12:55
Lab Sample ID: icvtcl Quant Type: ISTD
Method: \\cansvr11\dd\chem\MSS\a4hp7.i\00305a.b\8270C-625.m

COMPOUND	RRF / AMOUNT	RF5	CCAL RRF5	MIN RRF	%D / %DRIFT	MAX %D / %DRIFT	CURVE TYPE
68 1,2,3,5-Tetrachlorobenzene	0.45563	0.45418	0.45418	0.010	0.31942	50.00000	Averaged
70 2-Chloronaphthalene	1.01322	0.98759	0.98759	0.010	2.52980	50.00000	Averaged
73 2-Nitroaniline	0.29737	0.30209	0.30209	0.010	-1.58743	50.00000	Averaged
74 1,2,3,4-Tetrachlorobenzene	0.42129	0.41208	0.41208	0.010	2.18540	50.00000	Averaged
76 Dimethylphthalate	1.16489	1.17831	1.17831	0.010	-1.15244	50.00000	Averaged
78 2,6-Dinitrotoluene	0.25990	0.27457	0.27457	0.010	-5.64198	50.00000	Averaged
79 Acenaphthylene	1.66478	1.65682	1.65682	0.010	0.47758	50.00000	Averaged
80 1,2-Dinitrobenzene	0.12946	0.13487	0.13487	0.010	-4.17790	50.00000	Averaged
81 3-Nitroaniline	0.29070	0.29271	0.29271	0.010	-0.69328	50.00000	Averaged
82 Acenaphthene	1.07070	1.05814	1.05814	0.010	1.17349	20.00000	Averaged
83 2,4-Dinitrophenol	10.00000	9.81186	0.19257	0.050	1.88143	0.000e+000	Quadratic
85 4-Nitrophenol	0.14110	0.14225	0.14225	0.050	-0.81622	50.00000	Averaged
86 Dibenzofuran	1.43837	1.41537	1.41537	0.010	1.59880	50.00000	Averaged
87 2,4-Dinitrotoluene	0.35534	0.36825	0.36825	0.010	-3.63065	50.00000	Averaged
91 2,3,5,6-Tetrachlorophenol	0.26899	0.28454	0.28454	0.010	-5.77956	50.00000	Averaged
93 Diethylphthalate	1.19394	1.23516	1.23516	0.010	-3.45261	50.00000	Averaged
94 Fluorene	1.22227	1.21372	1.21372	0.010	0.69914	50.00000	Averaged
95 4-Chlorophenyl-phenylether	0.54442	0.55788	0.55788	0.010	-2.47140	50.00000	Averaged
96 4-Nitroaniline	0.30486	0.31159	0.31159	0.010	-2.20510	50.00000	Averaged
98 4,6-Dinitro-2-methylphenol	5.00000	5.08518	0.13322	0.010	-1.70355	0.000e+000	Quadratic
99 N-Nitrosodiphenylamine	0.53622	0.54603	0.54603	0.010	-1.82929	20.00000	Averaged
100 1,2-Diphenylhydrazine	0.73220	0.75339	0.75339	0.010	-2.89363	50.00000	Averaged
106 4-Bromophenyl-phenylether	0.19246	0.19869	0.19869	0.010	-3.23618	50.00000	Averaged
107 Hexachlorobenzene	0.18923	0.19366	0.19366	0.010	-2.34177	50.00000	Averaged
212 Atrazine	0.13354	0.14284	0.14284	0.010	-6.96177	50.00000	Averaged
111 Pentachlorophenol	10.00000	10.29863	0.14261	0.010	-2.98633	0.000e+000	Quadratic
115 Phenanthrene	1.08647	1.09786	1.09786	0.010	-1.04847	50.00000	Averaged
116 Anthracene	1.09436	1.10352	1.10352	0.010	-0.83720	50.00000	Averaged
119 Carbazole	1.02131	1.02436	1.02436	0.010	-0.29801	50.00000	Averaged
120 Di-n-Butylphthalate	1.23953	1.32195	1.32195	0.010	-6.64928	50.00000	Averaged
123 Fluoranthene	1.11335	1.13177	1.13177	0.010	-1.65485	20.00000	Averaged
124 Benzidine	0.56868	0.60571	0.60571	0.010	-6.51149	50.00000	Averaged
125 Pyrene	1.03108	1.02911	1.02911	0.010	0.19038	50.00000	Averaged
131 Butylbenzylphthalate	0.48210	0.50153	0.50153	0.010	-4.02954	50.00000	Averaged
133 3,3'-Dimethoxybenzidine	0.20887	0.21100	0.21100	0.010	-1.01997	50.00000	Averaged
135 3,3'-Dichlorobenzidine	0.36040	0.36881	0.36881	0.010	-2.33336	50.00000	Averaged
136 Benzo(a)Anthracene	0.98989	0.96779	0.96779	0.010	2.23323	50.00000	Averaged
137 Chrysene	0.93409	0.91557	0.91557	0.010	1.98300	50.00000	Averaged
138 4,4'-Methylene bis(o-chloro	0.18888	0.19531	0.19531	0.010	-3.40700	50.00000	Averaged
139 bis(2-ethylhexyl)Phthalate	0.68706	0.71358	0.71358	0.010	-3.86011	50.00000	Averaged
140 Di-n-octylphthalate	1.25460	1.34538	1.34538	0.010	-7.23600	20.00000	Averaged
141 Benzo(b)fluoranthene	1.02799	1.02835	1.02835	0.010	-0.03542	50.00000	Averaged

TestAmerica North Canton

CONTINUING CALIBRATION COMPOUNDS

Instrument ID: a4hp7.i Injection Date: 05-MAR-2010 13:14
Lab File ID: ICVTCL.D Init. Cal. Date(s): 05-MAR-2010 05-MAR-2010
Analysis Type: Init. Cal. Times: 10:22 12:55
Lab Sample ID: icvtcl Quant Type: ISTD
Method: \\cansvr11\dd\chem\MSS\a4hp7.i\00305a.b\8270C-625.m

COMPOUND	RRF / AMOUNT	RF5	CCAL RRF5	MIN RRF	%D / %DRIFT	MAX %D / %DRIFT	CURVE TYPE
142 Benzo(k)fluoranthene	1.09384	1.13667	1.13667	0.010	-3.91612	50.00000	Averaged
146 Benzo(a)pyrene	0.98685	0.99401	0.99401	0.010	-0.72518	20.00000	Averaged
149 Indeno(1,2,3-cd)pyrene	1.10283	1.12654	1.12654	0.010	-2.14939	50.00000	Averaged
150 Dibenz(a,h)anthracene	0.92837	0.94604	0.94604	0.010	-1.90257	50.00000	Averaged
151 Benzo(g,h,i)perylene	0.92024	0.92676	0.92676	0.010	-0.70798	50.00000	Averaged
198 1,4-Dioxane	0.43061	0.37821	0.37821	0.010	12.16858	50.00000	Averaged
$ 154 Nitrobenzene-d5	0.30218	0.30777	0.30777	0.010	-1.85173	50.00000	Averaged
$ 155 2-Fluorobiphenyl	1.15381	1.14776	1.14776	0.010	0.52385	50.00000	Averaged
$ 156 Terphenyl-d14	0.62828	0.64323	0.64323	0.010	-2.37986	50.00000	Averaged
$ 157 Phenol-d5	1.49837	1.45576	1.45576	0.010	2.84398	50.00000	Averaged
$ 158 2-Fluorophenol	1.13412	1.10431	1.10431	0.010	2.62850	50.00000	Averaged
$ 159 2,4,6-Tribromophenol	0.13497	0.14205	0.14205	0.010	-5.24474	50.00000	Averaged
$ 186 2-Chlorophenol-d4	1.18447	1.16354	1.16354	0.010	1.76723	50.00000	Averaged
$ 187 1,2-Dichlorobenzene-d4	0.79918	0.78187	0.78187	0.010	2.16605	50.00000	Averaged
M 195 Cresols, total	2.38679	2.33365	2.33365	0.010	2.22641	50.00000	Averaged
101 Diphenylamine	0.53622	0.54603	0.54603	0.010	-1.82929	50.00000	Averaged

TestAmerica North Canton

Semivolatile REPORT SW-846 Method 8270

Data file : \\cansvr11\dd\chem\MSS\a4hp7.i\00305a.b\ICVTCL.D
Lab Smp Id: icvtcl
Inj Date : 05-MAR-2010 13:14
Operator : 001710 Inst ID: a4hp7.i
Smp Info : icvtcl,00305a.b,8270C-625,1-827042d.sub,2
Misc Info :
Comment :
Method : \\cansvr11\dd\chem\MSS\a4hp7.i\00305a.b\8270C-625.m
Meth Date : 05-Mar-2010 13:30 a4hp7.i Quant Type: ISTD
Cal Date : 05-MAR-2010 12:55 Cal File: 7SMH0305.D
Als bottle: 11 Continuing Calibration Sample
Dil Factor: 1.00000
Integrator: HP RTE Compound Sublist: 1-827042d.sub
Target Version: 4.14
Processing Host: CANPMSSV01

	Compounds	QUANT SIG MASS	RT	EXP RT	REL RT	RESPONSE	AMOUNTS CAL-AMT (NG)	ON-COL (NG)
* 1	1,4-Dichlorobenzene-d4	152	3.654	3.654	(1.000)	301890	2.00000	
* 2	Naphthalene-d8	136	4.553	4.553	(1.000)	1268362	2.00000	
* 3	Acenaphthene-d10	164	5.820	5.820	(1.000)	707376	2.00000	
* 4	Phenanthrene-d10	188	6.911	6.911	(1.000)	1148082	2.00000	
* 5	Chrysene-d12	240	8.901	8.901	(1.000)	1338148	2.00000	
* 6	Perylene-d12	264	10.463	10.463	(1.000)	1204723	2.00000	
9	Pyridine	79	2.044	2.044	(0.559)	871528	5.00000	5.0582
10	N-Nitrosodimethylamine	74	2.012	2.012	(0.551)	468204	5.00000	4.6710
11	Ethyl methacrylate	69	2.242	2.242	(0.614)	762530	5.00000	5.0429
12	3-Chloropropionitrile	54	2.424	2.424	(0.663)	565906	5.00000	4.9439
13	Malononitrile	66	2.563	2.563	(0.701)	1080160	5.00000	4.8241
209	Benzaldehyde	77	3.365	3.365	(0.921)	593940	5.00000	4.9045
21	Aniline	93	3.424	3.424	(0.937)	1380850	5.00000	4.7319
22	Phenol	94	3.354	3.354	(0.918)	1156702	5.00000	4.8371
23	bis(2-Chloroethyl)ether	93	3.445	3.445	(0.943)	1063558	5.00000	5.3153
24	2-Chlorophenol	128	3.510	3.510	(0.960)	956155	5.00000	4.9284
26	1,3-Dichlorobenzene	146	3.617	3.617	(0.990)	972720	5.00000	4.9233
27	1,4-Dichlorobenzene	146	3.665	3.665	(1.003)	960731	5.00000	4.9188
28	1,2-Dichlorobenzene	146	3.772	3.772	(1.032)	926648	5.00000	4.9108
29	Benzyl Alcohol	108	3.724	3.724	(1.019)	623863	5.00000	4.8969
30	2-Methylphenol	108	3.777	3.777	(1.034)	860507	5.00000	4.8919
31	bis(2-Chloroisopropyl)ether	45	3.809	3.809	(1.042)	1429828	5.00000	5.0577
37	Acetophenone	105	3.916	3.916	(1.072)	1269411	5.00000	4.9622
32	N-Nitroso-di-n-propylamine	70	3.905	3.905	(1.069)	695402	5.00000	5.0874
192	4-Methylphenol	108	3.879	3.879	(1.061)	900757	5.00000	4.8856
34	Hexachloroethane	117	4.012	4.012	(1.098)	370694	5.00000	5.0776
35	Nitrobenzene	77	4.044	4.044	(0.888)	946951	5.00000	5.0025
41	Isophorone	82	4.205	4.205	(0.924)	1931241	5.00000	5.0979
42	2-Nitrophenol	139	4.269	4.269	(0.938)	523421	5.00000	5.1657
43	2,4-Dimethylphenol	107	4.258	4.258	(0.935)	945775	5.00000	4.9978

44	bis(2-Chloroethoxy)methane	93	4.333	4.333 (0.952)	1115959	5.00000	5.0618
46	2,4-Toluenediamene	121	5.371	5.371 (1.180)	558938	5.00000	4.8293
47	1,3,5-Trichlorobenzene	180	4.274	4.274 (0.939)	808342	5.00000	4.9590

	Compounds	QUANT SIG MASS	RT	EXP RT	REL RT	RESPONSE	AMOUNTS CAL-AMT (NG)	AMOUNTS ON-COL (NG)
48	2,4-Dichlorophenol	162	4.430	4.430	(0.973)	739180	5.00000	4.9957
49	Benzoic Acid	122	4.328	4.328	(0.951)	1336459	10.0000	9.8017
50	1,2,4-Trichlorobenzene	180	4.499	4.499	(0.988)	810798	5.00000	5.0254
51	Naphthalene	128	4.569	4.569	(1.004)	2899297	5.00000	4.9436
52	4-Chloroaniline	127	4.585	4.585	(1.007)	1217918	5.00000	4.8133
56	Hexachlorobutadiene	225	4.633	4.633	(1.018)	425863	5.00000	5.0630
210	Caprolactam	113	4.841	4.841	(1.063)	343374	5.00000	5.1181
57	1,2,3-Trichlorobenzene	180	4.665	4.665	(1.025)	764269	5.00000	5.0139
59	4-Chloro-3-Methylphenol	107	4.900	4.900	(1.076)	840882	5.00000	5.0466
62	2-Methylnaphthalene	142	5.061	5.061	(1.112)	1620374	5.00000	5.0752
63	1-Methylnaphthalene	142	5.136	5.136	(1.128)	1852393	5.00000	5.0456
64	Hexachlorocyclopentadiene	237	5.162	5.162	(0.887)	442574	5.00000	5.1843
66	2,4,6-Trichlorophenol	196	5.248	5.248	(0.902)	539784	5.00000	5.1229
67	2,4,5-Trichlorophenol	196	5.275	5.275	(0.906)	583316	5.00000	5.1541
211	1,1'-Biphenyl	154	5.387	5.387	(0.926)	2403975	5.00000	4.9830
68	1,2,3,5-Tetrachlorobenzene	216	5.168	5.168	(0.888)	803187	5.00000	4.9840
70	2-Chloronaphthalene	162	5.419	5.419	(0.931)	1746487	5.00000	4.8735
73	2-Nitroaniline	65	5.473	5.473	(0.940)	534223	5.00000	5.0794
74	1,2,3,4-Tetrachlorobenzene	216	5.387	5.387	(0.926)	728746	5.00000	4.8907
76	Dimethylphthalate	163	5.585	5.585	(0.960)	2083776	5.00000	5.0576
78	2,6-Dinitrotoluene	165	5.638	5.638	(0.969)	485556	5.00000	5.2821
79	Acenaphthylene	152	5.724	5.724	(0.983)	2929995	5.00000	4.9761
80	1,2-Dinitrobenzene	168	5.686	5.686	(0.977)	238510	5.00000	5.2089
81	3-Nitroaniline	138	5.772	5.772	(0.992)	517641	5.00000	5.0347
82	Acenaphthene	153	5.847	5.847	(1.005)	1871254	5.00000	4.9413
83	2,4-Dinitrophenol	184	5.842	5.842	(1.004)	681084	10.0000	9.8118
85	4-Nitrophenol	109	5.852	5.852	(1.006)	251565	5.00000	5.0408
86	Dibenzofuran	168	5.970	5.970	(1.026)	2502997	5.00000	4.9201
87	2,4-Dinitrotoluene	165	5.932	5.932	(1.019)	651221	5.00000	5.1815
91	2,3,5,6-Tetrachlorophenol	232	6.013	6.013	(1.033)	503186	5.00000	5.2890
93	Diethylphthalate	149	6.088	6.088	(1.046)	2184311	5.00000	5.1726
94	Fluorene	166	6.221	6.221	(1.069)	2146395	5.00000	4.9650
95	4-Chlorophenyl-phenylether	204	6.200	6.200	(1.065)	986569	5.00000	5.1236
96	4-Nitroaniline	138	6.216	6.216	(1.068)	551021	5.00000	5.1102
98	4,6-Dinitro-2-methylphenol	198	6.232	6.232	(0.902)	382374	5.00000	5.0852
99	N-Nitrosodiphenylamine	169	6.286	6.286	(0.909)	1567220	5.00000	5.0915
100	1,2-Diphenylhydrazine	77	6.318	6.318	(0.914)	2162387	5.00000	5.1447
106	4-Bromophenyl-phenylether	248	6.564	6.564	(0.950)	570278	5.00000	5.1618
107	Hexachlorobenzene	284	6.622	6.622	(0.958)	555857	5.00000	5.1171
212	Atrazine	200	6.644	6.644	(0.961)	409966	5.00000	5.3481
111	Pentachlorophenol	266	6.756	6.756	(0.978)	818647	10.0000	10.299
115	Phenanthrene	178	6.933	6.933	(1.003)	3151074	5.00000	5.0524
116	Anthracene	178	6.970	6.970	(1.009)	3167332	5.00000	5.0418
119	Carbazole	167	7.072	7.072	(1.023)	2940110	5.00000	5.0149
120	Di-n-Butylphthalate	149	7.275	7.275	(1.053)	3794257	5.00000	5.3325
123	Fluoranthene	202	7.805	7.805	(1.129)	3248423	5.00000	5.0827
124	Benzidine	184	7.874	7.874	(0.885)	2026336	5.00000	5.3256
125	Pyrene	202	7.981	7.981	(0.897)	3442767	5.00000	4.9905
131	Butylbenzylphthalate	149	8.393	8.393	(0.943)	1677797	5.00000	5.2015
133	3,3'-Dimethoxybenzidine	244	8.794	8.794	(0.988)	705881	5.00000	5.0510
135	3,3'-Dichlorobenzidine	252	8.837	8.837	(0.993)	1233814	5.00000	5.1167
136	Benzo(a)Anthracene	228	8.890	8.890	(0.999)	3237608	5.00000	4.8883

137	Chrysene	228	8.928	8.928 (1.003)	3062904	5.00000	4.9008
138	4,4'-Methylene bis(o-chloroan	231	8.837	8.837 (0.993)	653389	5.00000	5.1704

	Compounds	QUANT SIG MASS	RT	EXP RT	REL RT	RESPONSE	AMOUNTS CAL-AMT (NG)	AMOUNTS ON-COL (NG)
139	bis(2-ethylhexyl)Phthalate	149	8.810	8.810	(0.990)	2387203	5.00000	5.1930
140	Di-n-octylphthalate	149	9.398	9.398	(0.898)	4052039	5.00000	5.3618
141	Benzo(b)fluoranthene	252	9.971	9.971	(0.953)	3097197	5.00000	5.0018
142	Benzo(k)fluoranthene	252	10.008	10.008	(0.957)	3423442	5.00000	5.1958
146	Benzo(a)pyrene	252	10.393	10.393	(0.993)	2993766	5.00000	5.0362
149	Indeno(1,2,3-cd)pyrene	276	12.185	12.185	(1.165)	3392917	5.00000	5.1075
150	Dibenz(a,h)anthracene	278	12.206	12.206	(1.167)	2849278	5.00000	5.0951
151	Benzo(g,h,i)perylene	276	12.720	12.720	(1.216)	2791214	5.00000	5.0354
198	1,4-Dioxane	88	1.841	1.841	(0.504)	285448	5.00000	4.3916
$ 154	Nitrobenzene-d5	82	4.034	4.034	(0.886)	975924	5.00000	5.0926
$ 155	2-Fluorobiphenyl	172	5.307	5.307	(0.912)	2029750	5.00000	4.9738
$ 156	Terphenyl-d14	244	8.056	8.056	(0.905)	2151854	5.00000	5.1190
$ 157	Phenol-d5	99	3.344	3.344	(0.915)	1098699	5.00000	4.8578
$ 158	2-Fluorophenol	112	2.771	2.771	(0.759)	833449	5.00000	4.8686
$ 159	2,4,6-Tribromophenol	330	6.398	6.398	(1.099)	251208	5.00000	5.2622
$ 186	2-Chlorophenol-d4	132	3.499	3.499	(0.958)	878149	5.00000	4.9116
$ 187	1,2-Dichlorobenzene-d4	152	3.761	3.761	(1.029)	590098	5.00000	4.8917
M 195	Cresols, total	100				1761264	5.00000	
101	Diphenylamine	169	6.286	6.286	(0.909)	1567220	5.00000	5.0915

TestAmerica North Canton

INTERNAL STANDARD COMPOUNDS
AREA AND RT SUMMARY

Instrument ID: a4hp7.i
Lab File ID: ICVTCL.D
Lab Smp Id: icvtcl
Analysis Type: SV
Quant Type: ISTD
Operator: 001710
Method File: \\cansvr11\dd\chem\MSS\a4hp7.i\00305a.b\8270C-625.m
Misc Info:

Calibration Date: 05-MAR-2010
Calibration Time: 12:55
Level:
Sample Type:

		AREA LIMIT			
COMPOUND	STANDARD	LOWER	UPPER	SAMPLE	%DIFF
1 1,4-Dichlorobenze	224917	112459	449834	301890	34.22
2 Naphthalene-d8	988164	494082	1976328	1268362	28.36
3 Acenaphthene-d10	560713	280357	1121426	707376	26.16
4 Phenanthrene-d10	953385	476693	1906770	1148082	20.42
5 Chrysene-d12	1158460	579230	2316920	1338148	15.51
6 Perylene-d12	1037564	518782	2075128	1204723	16.11

		RT LIMIT			
COMPOUND	STANDARD	LOWER	UPPER	SAMPLE	%DIFF
1 1,4-Dichlorobenze	3.65	3.15	4.15	3.65	0.14
2 Naphthalene-d8	4.55	4.05	5.05	4.55	-0.00
3 Acenaphthene-d10	5.82	5.32	6.32	5.82	-0.00
4 Phenanthrene-d10	6.91	6.41	7.41	6.91	-0.00
5 Chrysene-d12	8.90	8.40	9.40	8.90	0.06
6 Perylene-d12	10.45	9.95	10.95	10.46	0.10

AREA UPPER LIMIT = +100% of internal standard area.
AREA LOWER LIMIT = - 50% of internal standard area.
RT UPPER LIMIT = + 0.50 minutes of internal standard RT.
RT LOWER LIMIT = - 0.50 minutes of internal standard RT.

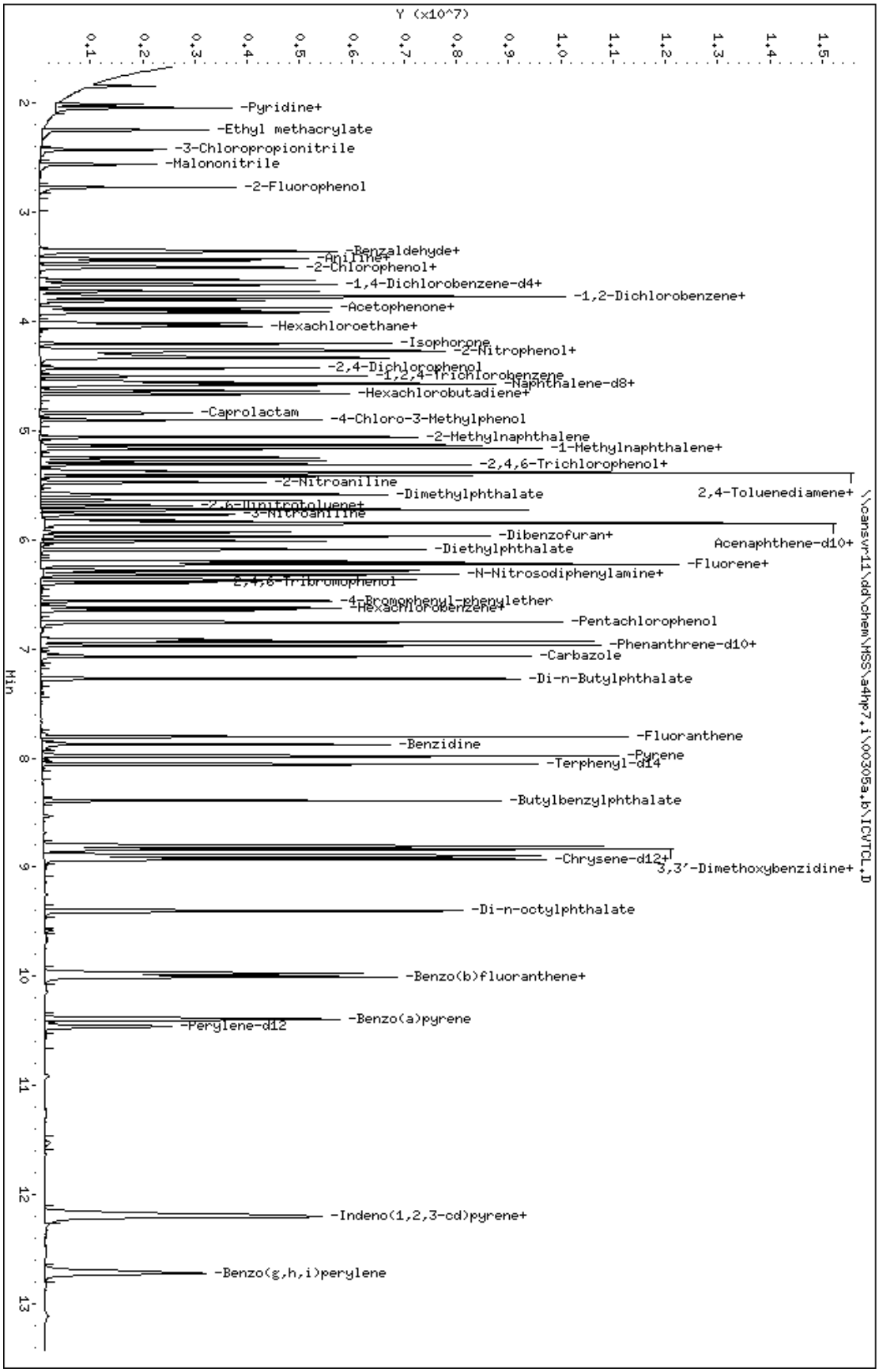

Data File: \\cansvr11\dd\chem\MSS\a4hp7.i\00305a.b\ICVTCL.D
Date : 05-MAR-2010 13:14
Client ID:
Sample Info: icvtcl,00305a,b,8270C-625,1-8270424,sub,2
Column phase: db5.625

Instrument: a4hp7.i
Operator: 001710
Column diameter: 0.32

Report Date: 05-Mar-2010 14:32

Calibration History

Method : \\cansvr11\dd\chem\MSS\a4hp7.i\00305b.b\8270C-625.m
Start Cal Date: 05-MAR-2010 10:22
End Cal Date : 05-MAR-2010 12:55
Last Cal Level: 6
Last Cal Type : Continuing Calibration

Initial Calibration

Injection Date	Sublist	Calibration File
Cal Level: 1 , Cal Amount: 0.05000		
05-MAR-2010 11:38	pah	\\cansvr11\dd\chem\MSS\a4hp7.i\00305a.b\7SLL0305.D
Cal Level: 2 , Cal Amount: 0.25000		
05-MAR-2010 11:19	1-827042d	\\cansvr11\dd\chem\MSS\a4hp7.i\00305a.b\7SL0305.D
Cal Level: 3 , Cal Amount: 0.50000		
05-MAR-2010 11:00	1-827042d	\\cansvr11\dd\chem\MSS\a4hp7.i\00305a.b\7SML0305.D
Cal Level: 4 , Cal Amount: 1.00000		
05-MAR-2010 10:41	1-827042d	\\cansvr11\dd\chem\MSS\a4hp7.i\00305a.b\7SM0305.D
Cal Level: 5 , Cal Amount: 2.50000		
05-MAR-2010 10:22	1-827042d	\\cansvr11\dd\chem\MSS\a4hp7.i\00305a.b\7SMM0305.D
Cal Level: 6 , Cal Amount: 5.00000		
05-MAR-2010 12:55	1-827042d	\\cansvr11\dd\chem\MSS\a4hp7.i\00305a.b\7SMH0305.D
Cal Level: 7 , Cal Amount: 7.50000		
05-MAR-2010 12:36	1-827042d	\\cansvr11\dd\chem\MSS\a4hp7.i\00305a.b\7SH0305.D
Cal Level: 8 , Cal Amount: 10.00000		

05-MAR-2010 12:17	1-827042d	
\\cansvr11\dd\chem\MSS\a4hp7.i\00305a.b\7SHH0305.D		

Cal Level: 9 , Cal Amount: 12.50000		
05-MAR-2010 11:57	1-827042d	
\\cansvr11\dd\chem\MSS\a4hp7.i\00305a.b\7SHHH0305.D		

Continuing Calibration
Ccal Level Mode: GLOBAL LEVEL 6

05-MAR-2010 14:16	1-827042d	
\\cansvr11\dd\chem\MSS\a4hp7.i\00305b.b\7SMH0305B.D		

TestAmerica North Canton

CONTINUING CALIBRATION COMPOUNDS

Instrument ID: a4hp7.i Injection Date: 05-MAR-2010 14:16
Lab File ID: 7SMH0305B.D Init. Cal. Date(s): 05-MAR-2010 05-MAR-2010
Analysis Type: Init. Cal. Times: 10:22 12:55
Lab Sample ID: L6 Quant Type: ISTD
Method: \\cansvr11\dd\chem\MSS\a4hp7.i\00305b.b\8270c-625.m

COMPOUND	RRF / AMOUNT	RF5	CCAL RRF5	MIN RRF	%D / %DRIFT	MAX %D / %DRIFT	CURVE TYPE
9 Pyridine	1.14147	1.15041	1.15041	0.010	-0.78332	50.00000	Averaged
10 N-Nitrosodimethylamine	0.66406	0.63942	0.63942	0.010	3.71023	50.00000	Averaged
11 Ethyl methacrylate	1.00174	0.97688	0.97688	0.010	2.48200	50.00000	Averaged
12 3-Chloropropionitrile	0.75832	0.73667	0.73667	0.010	2.85506	50.00000	Averaged
13 Malononitrile	1.48337	1.43973	1.43973	0.010	2.94196	50.00000	Averaged
209 Benzaldehyde	0.80229	0.77753	0.77753	0.010	3.08550	50.00000	Averaged
21 Aniline	1.93328	1.85042	1.85042	0.010	4.28629	50.00000	Averaged
22 Phenol	1.58424	1.52890	1.52890	0.010	3.49295	20.00000	Averaged
23 bis(2-Chloroethyl)ether	1.32560	1.26527	1.26527	0.010	4.55163	50.00000	Averaged
24 2-Chlorophenol	1.28531	1.23778	1.23778	0.010	3.69729	50.00000	Averaged
26 1,3-Dichlorobenzene	1.30893	1.24781	1.24781	0.010	4.66935	50.00000	Averaged
27 1,4-Dichlorobenzene	1.29397	1.23931	1.23931	0.010	4.22442	20.00000	Averaged
28 1,2-Dichlorobenzene	1.25010	1.20514	1.20514	0.010	3.59702	50.00000	Averaged
29 Benzyl Alcohol	0.84401	0.80228	0.80228	0.010	4.94454	50.00000	Averaged
30 2-Methylphenol	1.16536	1.10625	1.10625	0.010	5.07247	50.00000	Averaged
31 bis(2-Chloroisopropyl)ether	1.87289	1.78710	1.78710	0.010	4.58063	50.00000	Averaged
37 Acetophenone	1.69476	1.61600	1.61600	0.010	4.64678	50.00000	Averaged
32 N-Nitroso-di-n-propylamine	0.90557	0.85436	0.85436	0.050	5.65483	50.00000	Averaged
192 4-Methylphenol	1.22143	1.16419	1.16419	0.010	4.68662	50.00000	Averaged
34 Hexachloroethane	0.48366	0.46859	0.46859	0.010	3.11419	50.00000	Averaged
35 Nitrobenzene	0.29849	0.28742	0.28742	0.010	3.70885	50.00000	Averaged
41 Isophorone	0.59735	0.56268	0.56268	0.010	5.80336	50.00000	Averaged
42 2-Nitrophenol	0.15978	0.15804	0.15804	0.010	1.08850	20.00000	Averaged
43 2,4-Dimethylphenol	0.29840	0.28487	0.28487	0.010	4.53193	50.00000	Averaged
44 bis(2-Chloroethoxy)methane	0.34764	0.33327	0.33327	0.010	4.13368	50.00000	Averaged
46 2,4-Toluenediamene	0.18250	0.18953	0.18953	0.010	-3.85104	50.00000	Averaged
47 1,3,5-Trichlorobenzene	0.25703	0.24479	0.24479	0.010	4.76439	50.00000	Averaged
48 2,4-Dichlorophenol	0.23331	0.22282	0.22282	0.010	4.49821	20.00000	Averaged
49 Benzoic Acid	10.00000	9.75397	0.20958	0.010	2.46033	0.000e+000	Quadratic
50 1,2,4-Trichlorobenzene	0.25441	0.24315	0.24315	0.010	4.42282	50.00000	Averaged
51 Naphthalene	0.92476	0.87300	0.87300	0.010	5.59804	50.00000	Averaged
52 4-Chloroaniline	0.39899	0.37051	0.37051	0.010	7.13780	50.00000	Averaged
56 Hexachlorobutadiene	0.13263	0.12659	0.12659	0.010	4.55527	20.00000	Averaged
210 Caprolactam	0.10579	0.10108	0.10108	0.010	4.45150	50.00000	Averaged
57 1,2,3-Trichlorobenzene	0.24036	0.22668	0.22668	0.010	5.69166	50.00000	Averaged
59 4-Chloro-3-Methylphenol	0.26274	0.24673	0.24673	0.010	6.09220	20.00000	Averaged
62 2-Methylnaphthalene	0.50344	0.47574	0.47574	0.010	5.50176	50.00000	Averaged
63 1-Methylnaphthalene	0.57890	0.54516	0.54516	0.010	5.82816	50.00000	Averaged
64 Hexachlorocyclopentadiene	5.00000	5.13236	0.24755	0.050	-2.64715	0.000e+000	Quadratic
66 2,4,6-Trichlorophenol	0.29791	0.29700	0.29700	0.010	0.30456	20.00000	Averaged
67 2,4,5-Trichlorophenol	0.31999	0.31007	0.31007	0.010	3.09952	50.00000	Averaged
211 1,1'-Biphenyl	1.36402	1.31873	1.31873	0.010	3.32045	50.00000	Averaged

TestAmerica North Canton

CONTINUING CALIBRATION COMPOUNDS

Instrument ID: a4hp7.i Injection Date: 05-MAR-2010 14:16
Lab File ID: 7SMH0305B.D Init. Cal. Date(s): 05-MAR-2010 05-MAR-2010
Analysis Type: Init. Cal. Times: 10:22 12:55
Lab Sample ID: L6 Quant Type: ISTD
Method: \\cansvr11\dd\chem\MSS\a4hp7.i\00305b.b\8270c-625.m

COMPOUND	RRF / AMOUNT	RF5	CCAL RRF5	MIN RRF	%D / %DRIFT	MAX %D / %DRIFT	CURVE TYPE
68 1,2,3,5-Tetrachlorobenzene	0.45563	0.44885	0.44885	0.010	1.48885	50.00000	Averaged
70 2-Chloronaphthalene	1.01322	0.97429	0.97429	0.010	3.84189	50.00000	Averaged
73 2-Nitroaniline	0.29737	0.30500	0.30500	0.010	-2.56711	50.00000	Averaged
74 1,2,3,4-Tetrachlorobenzene	0.42129	0.40598	0.40598	0.010	3.63390	50.00000	Averaged
76 Dimethylphthalate	1.16489	1.11803	1.11803	0.010	4.02240	50.00000	Averaged
78 2,6-Dinitrotoluene	0.25990	0.25858	0.25858	0.010	0.50881	50.00000	Averaged
79 Acenaphthylene	1.66478	1.61493	1.61493	0.010	2.99382	50.00000	Averaged
80 1,2-Dinitrobenzene	0.12946	0.12982	0.12982	0.010	-0.27718	50.00000	Averaged
81 3-Nitroaniline	0.29070	0.30211	0.30211	0.010	-3.92764	50.00000	Averaged
82 Acenaphthene	1.07070	1.03110	1.03110	0.010	3.69914	20.00000	Averaged
83 2,4-Dinitrophenol	10.00000	9.32210	0.18223	0.050	6.77898	0.000e+000	Quadratic
85 4-Nitrophenol	0.14110	0.15359	0.15359	0.050	-8.84880	50.00000	Averaged
86 Dibenzofuran	1.43837	1.37112	1.37112	0.010	4.67492	50.00000	Averaged
87 2,4-Dinitrotoluene	0.35534	0.35523	0.35523	0.010	0.03182	50.00000	Averaged
91 2,3,5,6-Tetrachlorophenol	0.26899	0.27045	0.27045	0.010	-0.54257	50.00000	Averaged
93 Diethylphthalate	1.19394	1.14680	1.14680	0.010	3.94849	50.00000	Averaged
94 Fluorene	1.22227	1.17671	1.17671	0.010	3.72735	50.00000	Averaged
95 4-Chlorophenyl-phenylether	0.54442	0.52707	0.52707	0.010	3.18671	50.00000	Averaged
96 4-Nitroaniline	0.30486	0.32819	0.32819	0.010	-7.65240	50.00000	Averaged
98 4,6-Dinitro-2-methylphenol	5.00000	4.88675	0.12754	0.010	2.26493	0.000e+000	Quadratic
99 N-Nitrosodiphenylamine	0.53622	0.53271	0.53271	0.010	0.65499	20.00000	Averaged
100 1,2-Diphenylhydrazine	0.73220	0.72647	0.72647	0.010	0.78264	50.00000	Averaged
106 4-Bromophenyl-phenylether	0.19246	0.18970	0.18970	0.010	1.43310	50.00000	Averaged
107 Hexachlorobenzene	0.18923	0.18132	0.18132	0.010	4.18148	50.00000	Averaged
212 Atrazine	0.13354	0.13545	0.13545	0.010	-1.43290	50.00000	Averaged
111 Pentachlorophenol	10.00000	9.55233	0.13181	0.010	4.47666	0.000e+000	Quadratic
115 Phenanthrene	1.08647	1.04638	1.04638	0.010	3.68921	50.00000	Averaged
116 Anthracene	1.09436	1.06014	1.06014	0.010	3.12698	50.00000	Averaged
119 Carbazole	1.02131	1.01736	1.01736	0.010	0.38668	50.00000	Averaged
120 Di-n-Butylphthalate	1.23953	1.22905	1.22905	0.010	0.84521	50.00000	Averaged
123 Fluoranthene	1.11335	1.09057	1.09057	0.010	2.04562	20.00000	Averaged
124 Benzidine	0.56868	0.60088	0.60088	0.010	-5.66217	50.00000	Averaged
125 Pyrene	1.03108	0.99102	0.99102	0.010	3.88538	50.00000	Averaged
131 Butylbenzylphthalate	0.48210	0.46503	0.46503	0.010	3.54011	50.00000	Averaged
133 3,3'-Dimethoxybenzidine	0.20887	0.20936	0.20936	0.010	-0.23347	50.00000	Averaged
135 3,3'-Dichlorobenzidine	0.36040	0.35860	0.35860	0.010	0.50161	50.00000	Averaged
136 Benzo(a)Anthracene	0.98989	0.94720	0.94720	0.010	4.31309	50.00000	Averaged
137 Chrysene	0.93409	0.88271	0.88271	0.010	5.50065	50.00000	Averaged
138 4,4'-Methylene bis(o-chloro	0.18888	0.18267	0.18267	0.010	3.28640	50.00000	Averaged
139 bis(2-ethylhexyl)Phthalate	0.68706	0.65747	0.65747	0.010	4.30755	50.00000	Averaged
140 Di-n-octylphthalate	1.25460	1.24290	1.24290	0.010	0.93235	20.00000	Averaged
141 Benzo(b)fluoranthene	1.02799	1.02329	1.02329	0.010	0.45657	50.00000	Averaged

TestAmerica North Canton

CONTINUING CALIBRATION COMPOUNDS

Instrument ID: a4hp7.i Injection Date: 05-MAR-2010 14:16
Lab File ID: 7SMH0305B.D Init. Cal. Date(s): 05-MAR-2010 05-MAR-2010
Analysis Type: Init. Cal. Times: 10:22 12:55
Lab Sample ID: L6 Quant Type: ISTD
Method: \\cansvr11\dd\chem\MSS\a4hp7.i\00305b.b\8270c-625.m

COMPOUND	RRF / AMOUNT	RF5	CCAL RRF5	MIN RRF	%D / %DRIFT	MAX %D / %DRIFT	CURVE TYPE
142 Benzo(k)fluoranthene	1.09384	1.05185	1.05185	0.010	3.83822	50.00000	Averaged
146 Benzo(a)pyrene	0.98685	0.96783	0.96783	0.010	1.92723	20.00000	Averaged
149 Indeno(1,2,3-cd)pyrene	1.10283	1.07433	1.07433	0.010	2.58434	50.00000	Averaged
150 Dibenz(a,h)anthracene	0.92837	0.91756	0.91756	0.010	1.16511	50.00000	Averaged
151 Benzo(g,h,i)perylene	0.92024	0.88848	0.88848	0.010	3.45186	50.00000	Averaged
198 1,4-Dioxane	0.43061	0.44132	0.44132	0.010	-2.48539	50.00000	Averaged
$ 154 Nitrobenzene-d5	0.30218	0.29744	0.29744	0.010	1.56783	50.00000	Averaged
$ 155 2-Fluorobiphenyl	1.15381	1.11906	1.11906	0.010	3.01167	50.00000	Averaged
$ 156 Terphenyl-d14	0.62828	0.60577	0.60577	0.010	3.58268	50.00000	Averaged
$ 157 Phenol-d5	1.49837	1.43505	1.43505	0.010	4.22629	50.00000	Averaged
$ 158 2-Fluorophenol	1.13412	1.08752	1.08752	0.010	4.10912	50.00000	Averaged
$ 159 2,4,6-Tribromophenol	0.13497	0.13370	0.13370	0.010	0.94218	50.00000	Averaged
$ 186 2-Chlorophenol-d4	1.18447	1.14310	1.14310	0.010	3.49274	50.00000	Averaged
$ 187 1,2-Dichlorobenzene-d4	0.79918	0.76484	0.76484	0.010	4.29737	50.00000	Averaged
M 195 Cresols, total	2.38679	2.27043	2.27043	0.010	4.87501	50.00000	Averaged
101 Diphenylamine	0.53622	0.53271	0.53271	0.010	0.65499	50.00000	Averaged

Data File: \\cansvr11\dd\chem\MSS\a4hp7.i\00305b.b\7SHH0305B.D
Date : 05-MAR-2010 14:16
Client ID:
Sample Info: L6,00305b,b,8270c-625,1-827042d,sub,2
Column phase: db5.625
Instrument: a4hp7.i
Operator: 001710
Column diameter: 0.32
Page 1
Y (x10^7)
Min
-Pyridine+
-Ethyl methacrylate
-3-Chloropropionitrile
-Malononitrile
-2-Fluorophenol
-Benzaldehyde+
-Aniline+
-2-Chlorophenol+
-1,4-Dichlorobenzene-d4+
-1,2-Dichlorobenzene+
-Acetophenone+
-Hexachloroethane+
-Isophorone
-2-Nitrophenol+
-2,4-Dichlorophenol
-1,2,4-Trichlorobenzene
-Naphthalene-d8+
-Hexachlorobutadiene+
-Caprolactam
-4-Chloro-3-Methylphenol
-2-Methylnaphthalene
-1-Methylnaphthalene+
-2,4,6-Trichlorophenol+
-2-Fluorobiphenyl
-Dimethylphthalate
2,4-Toluenediamene+
-2,6-Dinitrotoluene+
-3-Nitroaniline
-Dibenzofuran+
-2,3,5,6-Tetrachlorophenol
-Diethylphthalate
Acenaphthene-d10+
-Fluorene+
-N-Nitrosodiphenylamine+
-2,4,6-Tribromophenol
-4-Bromophenyl-phenylether
-Hexachlorobenzene+
-Pentachlorophenol
-Phenanthrene-d10+
-Anthracene
-Carbazole
-Di-n-Butylphthalate
-Fluoranthene
-Benzidine
-Pyrene
-Terphenyl-d14
-Butylbenzylphthalate
-Chrysene-d12+
3,3'-Dimethoxybenzidine+
-Di-n-octylphthalate
-Benzo(b)fluoranthene+
-Perylene-d12+
-Indeno(1,2,3-cd)pyrene+
-Benzo(g,h,i)perylene
\\cansvr11\dd\chem\MSS\a4hp7.i\00305b.b\7SHH0305B.D

TestAmerica North Canton

Semivolatile REPORT SW-846 Method 8270

Data file : \\cansvr11\dd\chem\MSS\a4hp7.i\00305b.b\7SMH0305B.D
Lab Smp Id: L6
Inj Date : 05-MAR-2010 14:16
Operator : 001710 Inst ID: a4hp7.i
Smp Info : L6,00305b.b,8270c-625,1-827042d.sub,2
Misc Info :
Comment :
Method : \\cansvr11\dd\chem\MSS\a4hp7.i\00305b.b\8270c-625.m
Meth Date : 05-Mar-2010 14:31 GruberJ Quant Type: ISTD
Cal Date : 05-MAR-2010 12:55 Cal File: 7SMH0305.D
Als bottle: 2 Continuing Calibration Sample
Dil Factor: 1.00000
Integrator: HP RTE Compound Sublist: 1-827042d.sub
Target Version: 4.14
Processing Host: CANPMSSV01

	Compounds	QUANT SIG MASS	RT	EXP RT	REL RT	RESPONSE	AMOUNTS CAL-AMT (NG)	ON-COL (NG)
* 1	1,4-Dichlorobenzene-d4	152	3.649	3.649	(1.000)	291921	2.00000	
* 2	Naphthalene-d8	136	4.547	4.547	(1.000)	1218718	2.00000	
* 3	Acenaphthene-d10	164	5.815	5.815	(1.000)	639952	2.00000	
* 4	Phenanthrene-d10	188	6.906	6.906	(1.000)	1024765	2.00000	
* 5	Chrysene-d12	240	8.896	8.896	(1.000)	1204582	2.00000	
* 6	Perylene-d12	264	10.447	10.447	(1.000)	1081833	2.00000	
9	Pyridine	79	2.044	2.044	(0.560)	839570	5.00000	5.0392
10	N-Nitrosodimethylamine	74	2.012	2.012	(0.551)	466651	5.00000	4.8145
11	Ethyl methacrylate	69	2.242	2.242	(0.615)	712928	5.00000	4.8759
12	3-Chloropropionitrile	54	2.424	2.424	(0.664)	537623	5.00000	4.8572
13	Malononitrile	66	2.557	2.557	(0.701)	1050717	5.00000	4.8529
209	Benzaldehyde	77	3.360	3.360	(0.921)	567444	5.00000	4.8457
21	Aniline	93	3.419	3.419	(0.937)	1350440	5.00000	4.7857
22	Phenol	94	3.349	3.349	(0.918)	1115798	5.00000	4.8254
23	bis(2-Chloroethyl)ether	93	3.440	3.440	(0.943)	923394	5.00000	4.7724
24	2-Chlorophenol	128	3.504	3.504	(0.960)	903338	5.00000	4.8151
26	1,3-Dichlorobenzene	146	3.611	3.611	(0.990)	910653	5.00000	4.7665
27	1,4-Dichlorobenzene	146	3.659	3.659	(1.003)	904450	5.00000	4.7888
28	1,2-Dichlorobenzene	146	3.766	3.766	(1.032)	879512	5.00000	4.8201
29	Benzyl Alcohol	108	3.718	3.718	(1.019)	585504	5.00000	4.7528
30	2-Methylphenol	108	3.772	3.772	(1.034)	807342	5.00000	4.7464
31	bis(2-Chloroisopropyl)ether	45	3.804	3.804	(1.043)	1304231	5.00000	4.7710
37	Acetophenone	105	3.911	3.911	(1.072)	1179364	5.00000	4.7677
32	N-Nitroso-di-n-propylamine	70	3.900	3.900	(1.069)	623516	5.00000	4.7172
192	4-Methylphenol	108	3.873	3.873	(1.062)	849626	5.00000	4.7657
34	Hexachloroethane	117	4.007	4.007	(1.098)	341981	5.00000	4.8443
35	Nitrobenzene	77	4.039	4.039	(0.888)	875699	5.00000	4.8146
41	Isophorone	82	4.200	4.200	(0.924)	1714385	5.00000	4.7098
42	2-Nitrophenol	139	4.264	4.264	(0.938)	481504	5.00000	4.9456
43	2,4-Dimethylphenol	107	4.253	4.253	(0.935)	867948	5.00000	4.7734
44	bis(2-Chloroethoxy)methane	93	4.328	4.328	(0.952)	1015404	5.00000	4.7933
46	2,4-Toluenediamene	121	5.366	5.366	(1.180)	577454	5.00000	5.1926
47	1,3,5-Trichlorobenzene	180	4.269	4.269	(0.939)	745813	5.00000	4.7618

	Compounds	QUANT SIG MASS	RT	EXP RT	REL RT	RESPONSE	AMOUNTS CAL-AMT (NG)	AMOUNTS ON-COL (NG)
48	2,4-Dichlorophenol	162	4.424	4.424	(0.973)	678880	5.00000	4.7751
49	Benzoic Acid	122	4.323	4.323	(0.951)	1277098	10.0000	9.7540
50	1,2,4-Trichlorobenzene	180	4.494	4.494	(0.988)	740843	5.00000	4.7788
51	Naphthalene	128	4.563	4.563	(1.004)	2659838	5.00000	4.7201
52	4-Chloroaniline	127	4.579	4.579	(1.007)	1128869	5.00000	4.6431
56	Hexachlorobutadiene	225	4.627	4.627	(1.018)	385698	5.00000	4.7722
210	Caprolactam	113	4.836	4.836	(1.064)	307973	5.00000	4.7774
57	1,2,3-Trichlorobenzene	180	4.659	4.659	(1.025)	690638	5.00000	4.7154
59	4-Chloro-3-Methylphenol	107	4.895	4.895	(1.076)	751735	5.00000	4.6954
62	2-Methylnaphthalene	142	5.055	5.055	(1.112)	1449496	5.00000	4.7249
63	1-Methylnaphthalene	142	5.130	5.130	(1.128)	1660989	5.00000	4.7086
64	Hexachlorocyclopentadiene	237	5.157	5.157	(0.887)	396052	5.00000	5.1324
66	2,4,6-Trichlorophenol	196	5.242	5.242	(0.902)	475169	5.00000	4.9848
67	2,4,5-Trichlorophenol	196	5.269	5.269	(0.906)	496075	5.00000	4.8450
211	1,1'-Biphenyl	154	5.382	5.382	(0.925)	2109806	5.00000	4.8340
68	1,2,3,5-Tetrachlorobenzene	216	5.162	5.162	(0.888)	718106	5.00000	4.9256
70	2-Chloronaphthalene	162	5.414	5.414	(0.931)	1558750	5.00000	4.8079
73	2-Nitroaniline	65	5.467	5.467	(0.940)	487964	5.00000	5.1284
74	1,2,3,4-Tetrachlorobenzene	216	5.382	5.382	(0.925)	649522	5.00000	4.8183
76	Dimethylphthalate	163	5.579	5.579	(0.960)	1788717	5.00000	4.7989
78	2,6-Dinitrotoluene	165	5.633	5.633	(0.969)	413699	5.00000	4.9746
79	Acenaphthylene	152	5.719	5.719	(0.983)	2583702	5.00000	4.8503
80	1,2-Dinitrobenzene	168	5.681	5.681	(0.977)	207697	5.00000	5.0138
81	3-Nitroaniline	138	5.767	5.767	(0.992)	483344	5.00000	5.1964
82	Acenaphthene	153	5.842	5.842	(1.005)	1649630	5.00000	4.8150
83	2,4-Dinitrophenol	184	5.836	5.836	(1.004)	583098	10.0000	9.3221
85	4-Nitrophenol	109	5.847	5.847	(1.006)	245720	5.00000	5.4424
86	Dibenzofuran	168	5.965	5.965	(1.026)	2193634	5.00000	4.7662
87	2,4-Dinitrotoluene	165	5.927	5.927	(1.019)	568328	5.00000	4.9984
91	2,3,5,6-Tetrachlorophenol	232	6.007	6.007	(1.033)	432687	5.00000	5.0271
93	Diethylphthalate	149	6.082	6.082	(1.046)	1834739	5.00000	4.8026
94	Fluorene	166	6.216	6.216	(1.069)	1882594	5.00000	4.8136
95	4-Chlorophenyl-phenylether	204	6.195	6.195	(1.065)	843251	5.00000	4.8407
96	4-Nitroaniline	138	6.211	6.211	(1.068)	525069	5.00000	5.3826
98	4,6-Dinitro-2-methylphenol	198	6.227	6.227	(0.902)	326759	5.00000	4.8868
99	N-Nitrosodiphenylamine	169	6.280	6.280	(0.909)	1364755	5.00000	4.9672
100	1,2-Diphenylhydrazine	77	6.312	6.312	(0.914)	1861161	5.00000	4.9609
106	4-Bromophenyl-phenylether	248	6.558	6.558	(0.950)	486001	5.00000	4.9283
107	Hexachlorobenzene	284	6.617	6.617	(0.958)	464527	5.00000	4.7909
212	Atrazine	200	6.638	6.638	(0.961)	347016	5.00000	5.0716
111	Pentachlorophenol	266	6.751	6.751	(0.978)	675382	10.0000	9.5523
115	Phenanthrene	178	6.927	6.927	(1.003)	2680743	5.00000	4.8155
116	Anthracene	178	6.965	6.965	(1.009)	2715983	5.00000	4.8436
119	Carbazole	167	7.066	7.066	(1.023)	2606394	5.00000	4.9807
120	Di-n-Butylphthalate	149	7.264	7.264	(1.052)	3148719	5.00000	4.9577
123	Fluoranthene	202	7.799	7.799	(1.129)	2793957	5.00000	4.8977
124	Benzidine	184	7.863	7.863	(0.884)	1809534	5.00000	5.2831
125	Pyrene	202	7.970	7.970	(0.896)	2984399	5.00000	4.8057
131	Butylbenzylphthalate	149	8.382	8.382	(0.942)	1400431	5.00000	4.8230
133	3,3'-Dimethoxybenzidine	244	8.789	8.789	(0.988)	630477	5.00000	5.0117
135	3,3'-Dichlorobenzidine	252	8.831	8.831	(0.993)	1079893	5.00000	4.9749
136	Benzo(a)Anthracene	228	8.885	8.885	(0.999)	2852448	5.00000	4.7843
137	Chrysene	228	8.917	8.917	(1.002)	2658233	5.00000	4.7250
138	4,4'-Methylene bis(o-chloroan	231	8.826	8.826	(0.992)	550100	5.00000	4.8357

	Compounds	QUANT SIG MASS	RT	EXP RT	REL RT	RESPONSE	AMOUNTS CAL-AMT (NG)	AMOUNTS ON-COL (NG)
	139 bis(2-ethylhexyl)Phthalate	149	8.799	8.799	(0.989)	1979933	5.00000	4.7846
	140 Di-n-octylphthalate	149	9.393	9.393	(0.899)	3361537	5.00000	4.9534
	141 Benzo(b)fluoranthene	252	9.960	9.960	(0.953)	2767583	5.00000	4.9772
	142 Benzo(k)fluoranthene	252	9.992	9.992	(0.956)	2844825	5.00000	4.8081
	146 Benzo(a)pyrene	252	10.377	10.377	(0.993)	2617588	5.00000	4.9036
	149 Indeno(1,2,3-cd)pyrene	276	12.169	12.169	(1.165)	2905623	5.00000	4.8708
	150 Dibenz(a,h)anthracene	278	12.180	12.180	(1.166)	2481607	5.00000	4.9417
	151 Benzo(g,h,i)perylene	276	12.693	12.693	(1.215)	2402958	5.00000	4.8274
	198 1,4-Dioxane	88	1.846	1.846	(0.506)	322074	5.00000	5.1243
$	154 Nitrobenzene-d5	82	4.028	4.028	(0.886)	906243	5.00000	4.9216
$	155 2-Fluorobiphenyl	172	5.301	5.301	(0.912)	1790359	5.00000	4.8494
$	156 Terphenyl-d14	244	8.045	8.045	(0.904)	1824255	5.00000	4.8209
$	157 Phenol-d5	99	3.338	3.338	(0.915)	1047302	5.00000	4.7887
$	158 2-Fluorophenol	112	2.766	2.766	(0.758)	793672	5.00000	4.7945
$	159 2,4,6-Tribromophenol	330	6.387	6.387	(1.098)	213904	5.00000	4.9529
$	186 2-Chlorophenol-d4	132	3.488	3.488	(0.956)	834235	5.00000	4.8254
$	187 1,2-Dichlorobenzene-d4	152	3.756	3.756	(1.029)	558181	5.00000	4.7851
M	195 Cresols, total	100				1656968	5.00000	9.5120
	101 Diphenylamine	169	6.280	6.280	(0.909)	1364755	5.00000	4.9672

TestAmerica North Canton

RECOVERY REPORT

Client Name: Client SDG: SDGa00278
Sample Matrix: LIQUID Fraction: SV
Lab Smp Id: qcmrlck
Level: LOW Operator: 001710
Data Type: MS DATA SampleType: mrl
SpikeList File: qcmrl.spk Quant Type: ISTD
Sublist File: qcmrl.sub
Method File: \\cansvr11\dd\chem\MSS\a4hp7.i\00305b.b\8270c-625.m
Misc Info:

SPIKE	COMPOUND	CONC ADDED ug/L	CONC RECOVERED ug/L	% RECOVERED	LIMITS
82	Acenaphthene	10.000	9.9589	99.59	70-130
79	Acenaphthylene	10.000	10.087	100.87	70-130
116	Anthracene	10.000	9.9697	99.70	70-130
136	Benzo(a)Anthracene	10.000	9.8556	98.56	70-130
141	Benzo(b)fluoranthe	10.000	10.569	105.69	70-130
151	Benzo(g,h,i)peryle	10.000	9.7988	97.99	70-130
146	Benzo(a)pyrene	10.000	9.9779	99.78	70-130
29	Benzyl Alcohol	10.000	9.7589	97.59	70-130
44	bis(2-Chloroethoxy	10.000	10.084	100.84	70-130
23	bis(2-Chloroethyl)	10.000	9.5543	95.54	70-130
31	bis(2-Chloroisopro	10.000	9.9681	99.68	70-130
139	bis(2-ethylhexyl)P	10.000	9.8999	99.00	70-130
106	4-Bromophenyl-phen	10.000	10.020	100.20	70-130
131	Butylbenzylphthala	10.000	9.9479	99.48	70-130
52	4-Chloroaniline	10.000	9.7271	97.27	70-130
70	2-Chloronaphthalen	10.000	10.084	100.84	70-130
95	4-Chlorophenyl-phe	10.000	10.010	100.10	70-130
137	Chrysene	10.000	10.047	100.47	70-130
150	Dibenz(a,h)anthrac	10.000	10.014	100.14	70-130
86	Dibenzofuran	10.000	9.8621	98.62	70-130
120	Di-n-Butylphthalat	10.000	10.214	102.14	70-130
28	1,2-Dichlorobenzen	10.000	9.8677	98.68	70-130
26	1,3-Dichlorobenzen	10.000	9.9804	99.80	70-130
27	1,4-Dichlorobenzen	10.000	9.9668	99.67	70-130
135	3,3'-Dichlorobenzi	10.000	10.070	100.70	70-130
93	Diethylphthalate	10.000	9.9011	99.01	70-130
76	Dimethylphthalate	10.000	9.9443	99.44	70-130
87	2,4-Dinitrotoluene	10.000	10.330	103.30	70-130
78	2,6-Dinitrotoluene	10.000	10.096	100.96	70-130
140	Di-n-octylphthalat	10.000	10.129	101.29	70-130
123	Fluoranthene	10.000	9.9170	99.17	70-130
94	Fluorene	10.000	9.9679	99.68	70-130
107	Hexachlorobenzene	10.000	9.8612	98.61	70-130
56	Hexachlorobutadien	10.000	10.096	100.96	70-130
64	Hexachlorocyclopen	10.000	10.820	108.20	70-130
34	Hexachloroethane	10.000	10.088	100.88	70-130
149	Indeno(1,2,3-cd)py	10.000	10.003	100.03	70-130
41	Isophorone	10.000	9.8959	98.96	70-130
63	1-Methylnaphthalen	10.000	9.7297	97.30	70-130
62	2-Methylnaphthalen	10.000	9.9025	99.02	70-130

SPIKE	COMPOUND	CONC ADDED ug/L	CONC RECOVERED ug/L	% RECOVERED	LIMITS
51	Naphthalene	10.000	10.017	100.17	70-130
73	2-Nitroaniline	10.000	10.604	106.04	70-130
81	3-Nitroaniline	10.000	10.443	104.43	70-130
96	4-Nitroaniline	10.000	11.059	110.59	70-130
35	Nitrobenzene	10.000	10.150	101.50	70-130
32	N-Nitroso-di-n-pro	10.000	9.8324	98.32	70-130
99	N-Nitrosodiphenyla	10.000	10.202	102.02	70-130
115	Phenanthrene	10.000	9.9443	99.44	70-130
125	Pyrene	10.000	9.8705	98.71	70-130
50	1,2,4-Trichloroben	10.000	10.065	100.65	70-130
49	Benzoic Acid	20.000	20.059	100.29	70-130
59	4-Chloro-3-Methylp	10.000	9.9434	99.43	70-130
24	2-Chlorophenol	10.000	9.9979	99.98	70-130
48	2,4-Dichlorophenol	10.000	10.004	100.04	70-130
43	2,4-Dimethylphenol	10.000	9.9232	99.23	70-130
98	4,6-Dinitro-2-meth	10.000	10.102	101.02	70-130
83	2,4-Dinitrophenol	20.000	19.093	95.47	70-130
30	2-Methylphenol	10.000	9.7414	97.41	70-130
192	4-Methylphenol	10.000	9.7810	97.81	70-130
42	2-Nitrophenol	10.000	10.258	102.58	70-130
85	4-Nitrophenol	10.000	11.017	110.17	70-130
111	Pentachlorophenol	20.000	19.308	96.54	70-130
22	Phenol	10.000	9.9902	99.90	70-130
67	2,4,5-Trichlorophe	10.000	10.042	100.42	70-130
66	2,4,6-Trichlorophe	10.000	10.262	102.62	70-130
119	Carbazole	10.000	10.170	101.70	70-130
142	Benzo(k)fluoranthe	10.000	9.6067	96.07	70-130
37	Acetophenone	10.000	9.8556	98.56	70-130
209	Benzaldehyde	10.000	10.632	106.32	70-130
210	Caprolactam	10.000	10.084	100.84	70-130
211	1,1'-Biphenyl	10.000	10.201	102.01	70-130
212	Atrazine	10.000	10.316	103.16	70-130
21	Aniline	10.000	10.171	101.71	70-130
10	N-Nitrosodimethyla	10.000	9.9633	99.63	70-130
80	1,2-Dinitrobenzene	10.000	10.200	102.00	70-130
91	2,3,5,6-Tetrachlor	10.000	10.310	103.10	70-130

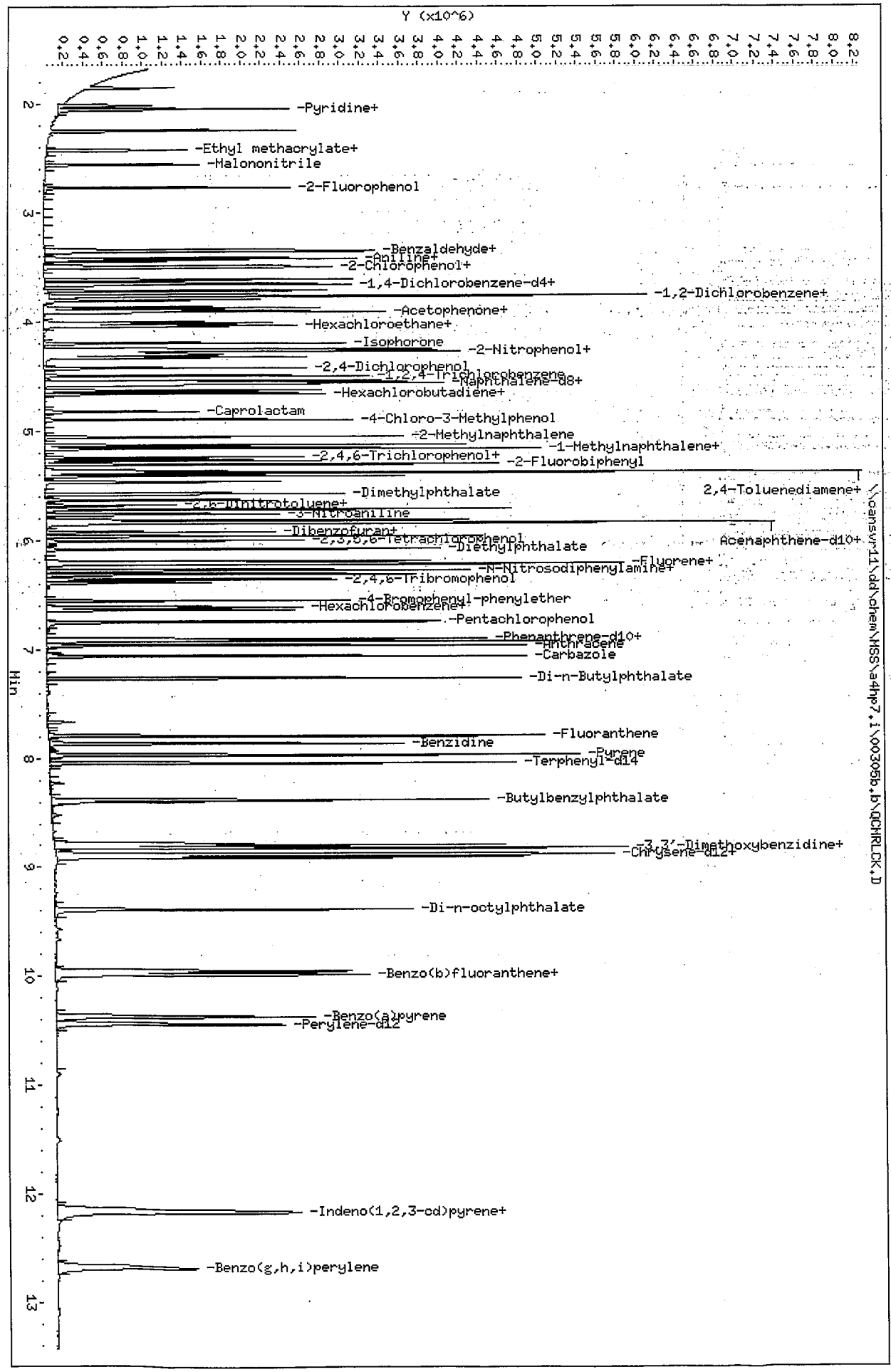

Data File: \\cansvr11\dd\chem\MSS\a4hp7,i\003056,b\QCHRLCK,D
Date : 05-MAR-2010 14:35
Client ID:
Sample Info: qcmrlck,003056,b,8270c-625,1-827042d,sub
Volume Injected (uL): 0.5
Column phase: db5.625

Instrument: a4hp7,i
Operator: 001710
Column diameter: 0.32

\\cansvr11\dd\chem\MSS\a4hp7,i\003056,b\QCHRLCK,D

TestAmerica North Canton

Semivolatile REPORT SW-846 Method 8270

Data file : \\cansvr11\dd\chem\MSS\a4hp7.i\00305b.b\QCMRLCK.D
Lab Smp Id: qcmrlck
Inj Date : 05-MAR-2010 14:35
Operator : 001710 Inst ID: a4hp7.i
Smp Info : qcmrlck,00305b.b,8270c-625,1-827042d.sub
Misc Info :
Comment :
Method : \\cansvr11\dd\chem\MSS\a4hp7.i\00305b.b\8270c-625.m
Meth Date : 05-Mar-2010 14:32 gruberj Quant Type: ISTD
Cal Date : 05-MAR-2010 12:55 Cal File: 7SMH0305.D
Als bottle: 3 QC Sample: mrl
Dil Factor: 1.00000
Integrator: HP RTE Compound Sublist: qcmrl.sub
Target Version: 4.14
Processing Host: CANPMSSV01

Concentration Formula: Amt * DF * Uf * Vt/(Vo * Vi) * CpndVariable

Name	Value	Description
DF	1.000	Dilution Factor
Uf	1.000	ng unit correction factor
Vt	2000.000	Volume of final extract (uL)
Vo	1000.000	Volume of sample extracted (mL)
Vi	0.50000	Volume injected (uL)
Cpnd Variable		Local Compound Variable

	Compounds	QUANT SIG MASS	RT	EXP RT	REL RT	RESPONSE	CONCENTRATIONS ON-COLUMN (NG)	CONCENTRATIONS FINAL (ug/L)
* 1	1,4-Dichlorobenzene-d4	152	3.649	3.649	(1.000)	321082	2.00000	
* 2	Naphthalene-d8	136	4.547	4.547	(1.000)	1321157	2.00000	
* 3	Acenaphthene-d10	164	5.815	5.815	(1.000)	693326	2.00000	
* 4	Phenanthrene-d10	188	6.906	6.906	(1.000)	1114572	2.00000	
* 5	Chrysene-d12	240	8.890	8.896	(1.000)	1281778	2.00000	
* 6	Perylene-d12	264	10.441	10.447	(1.000)	1144484	2.00000	
9	Pyridine	79	2.044	2.044	(0.560)	465794	2.54182	10.167
10	N-Nitrosodimethylamine	74	2.012	2.012	(0.551)	265543	2.49082	9.9633
11	Ethyl methacrylate	69	2.242	2.242	(0.615)	409447	2.54599	10.184
12	3-Chloropropionitrile	54	2.424	2.424	(0.664)	312176	2.56426	10.257
13	Malononitrile	66	2.557	2.557	(0.701)	608350	2.55458	10.218
209	Benzaldehyde	77	3.360	3.360	(0.921)	342343	2.65795	10.632
21	Aniline	93	3.419	3.419	(0.937)	789216	2.54281	10.171
22	Phenol	94	3.349	3.349	(0.918)	635214	2.49754	9.9902
23	bis(2-Chloroethyl)ether	93	3.440	3.440	(0.943)	508321	2.38858	9.5543
24	2-Chlorophenol	128	3.499	3.504	(0.959)	515751	2.49947	9.9979
26	1,3-Dichlorobenzene	146	3.611	3.611	(0.990)	524313	2.49511	9.9804
27	1,4-Dichlorobenzene	146	3.659	3.659	(1.003)	517614	2.49170	9.9668
28	1,2-Dichlorobenzene	146	3.766	3.766	(1.032)	495093	2.46692	9.8677
29	Benzyl Alcohol	108	3.713	3.718	(1.018)	330577	2.43972	9.7589

	Compounds	QUANT SIG MASS	RT	EXP RT	REL RT	RESPONSE	CONCENTRATIONS ON-COLUMN (NG)	CONCENTRATIONS FINAL (ug/L)
30	2-Methylphenol	108	3.766	3.772	(1.032)	455625	2.43535	9.7414
31	bis(2-Chloroisopropyl)ether	45	3.804	3.804	(1.043)	749295	2.49204	9.9681
37	Acetophenone	105	3.911	3.911	(1.072)	670372	2.46390	9.8556
32	N-Nitroso-di-n-propylamine	70	3.895	3.900	(1.067)	357363	2.45811	9.8324
192	4-Methylphenol	108	3.873	3.873	(1.062)	479487	2.44524	9.7810
34	Hexachloroethane	117	4.007	4.007	(1.098)	195816	2.52189	10.088
35	Nitrobenzene	77	4.039	4.039	(0.888)	500339	2.53755	10.150
41	Isophorone	82	4.199	4.200	(0.924)	976225	2.47398	9.8959
42	2-Nitrophenol	139	4.264	4.264	(0.938)	270678	2.56459	10.258
43	2,4-Dimethylphenol	107	4.253	4.253	(0.935)	488998	2.48079	9.9232
44	bis(2-Chloroethoxy)methane	93	4.328	4.328	(0.952)	578944	2.52106	10.084
46	2,4-Toluenediamene	121	5.365	5.366	(1.180)	345109	2.86265	11.451
47	1,3,5-Trichlorobenzene	180	4.269	4.269	(0.939)	424446	2.49983	9.9993
48	2,4-Dichlorophenol	162	4.424	4.424	(0.973)	385455	2.50098	10.004
49	Benzoic Acid	122	4.306	4.323	(0.947)	651179	5.01475	20.059
50	1,2,4-Trichlorobenzene	180	4.494	4.494	(0.988)	422878	2.51630	10.065
51	Naphthalene	128	4.563	4.563	(1.004)	1529839	2.50432	10.017
52	4-Chloroaniline	127	4.574	4.579	(1.006)	640929	2.43178	9.7271
56	Hexachlorobutadiene	225	4.627	4.627	(1.018)	221141	2.52402	10.096
210	Caprolactam	113	4.825	4.836	(1.061)	176177	2.52104	10.084
57	1,2,3-Trichlorobenzene	180	4.659	4.659	(1.025)	397567	2.50397	10.016
59	4-Chloro-3-Methylphenol	107	4.895	4.895	(1.076)	431438	2.48585	9.9434
62	2-Methylnaphthalene	142	5.050	5.055	(1.111)	823300	2.47562	9.9025
63	1-Methylnaphthalene	142	5.125	5.130	(1.127)	930178	2.43242	9.7297
64	Hexachlorocyclopentadiene	237	5.157	5.157	(0.887)	215868	2.70501	10.820
66	2,4,6-Trichlorophenol	196	5.242	5.242	(0.902)	264954	2.56553	10.262
67	2,4,5-Trichlorophenol	196	5.269	5.269	(0.906)	278494	2.51058	10.042
211	1,1'-Biphenyl	154	5.382	5.382	(0.925)	1205937	2.55033	10.201
68	1,2,3,5-Tetrachlorobenzene	216	5.162	5.162	(0.888)	401892	2.54440	10.178
70	2-Chloronaphthalene	162	5.414	5.414	(0.931)	885453	2.52090	10.084
73	2-Nitroaniline	65	5.467	5.467	(0.940)	273285	2.65104	10.604
74	1,2,3,4-Tetrachlorobenzene	216	5.382	5.382	(0.925)	369035	2.52684	10.107
76	Dimethylphthalate	163	5.579	5.579	(0.960)	1003939	2.48608	9.9443
78	2,6-Dinitrotoluene	165	5.633	5.633	(0.969)	227410	2.52400	10.096
79	Acenaphthylene	152	5.718	5.719	(0.983)	1455307	2.52169	10.087
80	1,2-Dinitrobenzene	168	5.681	5.681	(0.977)	114439	2.54992	10.200
81	3-Nitroaniline	138	5.761	5.767	(0.991)	263092	2.61073	10.443
82	Acenaphthene	153	5.841	5.842	(1.005)	924118	2.48972	9.9589
83	2,4-Dinitrophenol	184	5.836	5.836	(1.004)	291582	4.77333	19.093(Q)
85	4-Nitrophenol	109	5.847	5.847	(1.006)	134727	2.75434	11.017
86	Dibenzofuran	168	5.965	5.965	(1.026)	1229386	2.46554	9.8621
87	2,4-Dinitrotoluene	165	5.927	5.927	(1.019)	318125	2.58250	10.330
91	2,3,5,6-Tetrachlorophenol	232	6.007	6.007	(1.033)	240351	2.57752	10.310
93	Diethylphthalate	149	6.082	6.082	(1.046)	1024509	2.47529	9.9011
94	Fluorene	166	6.216	6.216	(1.069)	1055890	2.49198	9.9679
95	4-Chlorophenyl-phenylether	204	6.194	6.195	(1.065)	472295	2.50248	10.010
96	4-Nitroaniline	138	6.205	6.211	(1.067)	292189	2.76472	11.059
98	4,6-Dinitro-2-methylphenol	198	6.221	6.227	(0.901)	168324	2.52545	10.102
99	N-Nitrosodiphenylamine	169	6.275	6.280	(0.909)	762173	2.55053	10.202
100	1,2-Diphenylhydrazine	77	6.312	6.312	(0.914)	1053386	2.58153	10.326
106	4-Bromophenyl-phenylether	248	6.553	6.558	(0.949)	268671	2.50496	10.020
107	Hexachlorobenzene	284	6.617	6.617	(0.958)	259983	2.46530	9.8612
212	Atrazine	200	6.638	6.638	(0.961)	191922	2.57893	10.316
111	Pentachlorophenol	266	6.751	6.751	(0.978)	358861	4.82692	19.308

	Compounds	QUANT SIG MASS	RT	EXP RT	REL RT	RESPONSE	CONCENTRATIONS ON-COLUMN (NG)	CONCENTRATIONS FINAL (ug/L)
115	Phenanthrene	178	6.922	6.927	(1.002)	1505243	2.48607	9.9443
116	Anthracene	178	6.959	6.965	(1.008)	1520060	2.49243	9.9697
119	Carbazole	167	7.061	7.066	(1.022)	1447081	2.54247	10.170
120	Di-n-Butylphthalate	149	7.264	7.264	(1.052)	1763840	2.55344	10.214
123	Fluoranthene	202	7.794	7.799	(1.129)	1538258	2.47925	9.9170
124	Benzidine	184	7.863	7.863	(0.884)	987901	2.71056	10.842
125	Pyrene	202	7.970	7.970	(0.897)	1630622	2.46763	9.8705
131	Butylbenzylphthalate	149	8.382	8.382	(0.943)	768410	2.48698	9.9479
133	3,3'-Dimethoxybenzidine	244	8.783	8.789	(0.988)	366383	2.73698	10.948
135	3,3'-Dichlorobenzidine	252	8.826	8.831	(0.993)	581467	2.51741	10.070
136	Benzo(a)Anthracene	228	8.880	8.885	(0.999)	1563125	2.46389	9.8556
137	Chrysene	228	8.912	8.917	(1.002)	1503684	2.51181	10.047
138	4,4'-Methylene bis(o-chloroan	231	8.821	8.826	(0.992)	302737	2.50095	10.004
139	bis(2-ethylhexyl)Phthalate	149	8.799	8.799	(0.990)	1089808	2.47497	9.8999
140	Di-n-octylphthalate	149	9.388	9.393	(0.899)	1818034	2.53231	10.129
141	Benzo(b)fluoranthene	252	9.955	9.960	(0.953)	1554354	2.64230	10.569
142	Benzo(k)fluoranthene	252	9.987	9.992	(0.956)	1503303	2.40167	9.6067
146	Benzo(a)pyrene	252	10.372	10.377	(0.993)	1408683	2.49449	9.9779
149	Indeno(1,2,3-cd)pyrene	276	12.153	12.169	(1.164)	1578135	2.50066	10.003
150	Dibenz(a,h)anthracene	278	12.169	12.180	(1.165)	1330034	2.50357	10.014
151	Benzo(g,h,i)perylene	276	12.682	12.693	(1.215)	1290011	2.44969	9.7988
198	1,4-Dioxane	88	1.846	1.846	(0.506)	178767	2.58591	10.344
101	Diphenylamine	169	6.275	6.280	(0.909)	762173	2.55053	10.202

QC Flag Legend

Q - Qualifier signal failed the ratio test.

TestAmerica North Canton

RECOVERY REPORT

Client Name:
Client SDG: SDGa00278
Sample Matrix: LIQUID
Fraction: SV
Lab Smp Id: qcmrlcl
Level: LOW
Operator: 001710
Data Type: MS DATA
SampleType: mrl
SpikeList File: qcmrl.spk
Quant Type: ISTD
Sublist File: qcmrl.sub
Method File: \\cansvr11\dd\chem\MSS\a4hp7.i\00305b.b\8270c-625.m
Misc Info:

SPIKE	COMPOUND	CONC ADDED ug/L	CONC RECOVERED ug/L	% RECOVERED	LIMITS
82	Acenaphthene	10.000	9.9983	99.98	70-130
79	Acenaphthylene	10.000	10.104	101.04	70-130
116	Anthracene	10.000	10.150	101.50	70-130
136	Benzo(a)Anthracene	10.000	9.8648	98.65	70-130
141	Benzo(b)fluoranthe	10.000	10.251	102.51	70-130
151	Benzo(g,h,i)peryle	10.000	9.7995	98.00	70-130
146	Benzo(a)pyrene	10.000	10.336	103.36	70-130
29	Benzyl Alcohol	10.000	10.543	105.43	70-130
44	bis(2-Chloroethoxy	10.000	10.247	102.47	70-130
23	bis(2-Chloroethyl)	10.000	11.701	117.01	70-130
31	bis(2-Chloroisopro	10.000	11.067	110.67	70-130
139	bis(2-ethylhexyl)P	10.000	10.764	107.64	70-130
106	4-Bromophenyl-phen	10.000	10.053	100.53	70-130
131	Butylbenzylphthala	10.000	10.563	105.63	70-130
52	4-Chloroaniline	10.000	10.966	109.66	70-130
70	2-Chloronaphthalen	10.000	9.7741	97.74	70-130
95	4-Chlorophenyl-phe	10.000	10.344	103.44	70-130
137	Chrysene	10.000	9.8971	98.97	70-130
150	Dibenz(a,h)anthrac	10.000	10.369	103.69	70-130
86	Dibenzofuran	10.000	10.044	100.44	70-130
120	Di-n-Butylphthalat	10.000	10.938	109.38	70-130
28	1,2-Dichlorobenzen	10.000	10.051	100.51	70-130
26	1,3-Dichlorobenzen	10.000	9.9441	99.44	70-130
27	1,4-Dichlorobenzen	10.000	10.103	101.03	70-130
135	3,3'-Dichlorobenzi	10.000	10.361	103.61	70-130
93	Diethylphthalate	10.000	10.656	106.56	70-130
76	Dimethylphthalate	10.000	10.057	100.57	70-130
87	2,4-Dinitrotoluene	10.000	10.833	108.33	70-130
78	2,6-Dinitrotoluene	10.000	10.485	104.85	70-130
140	Di-n-octylphthalat	10.000	11.295	112.95	70-130
123	Fluoranthene	10.000	10.676	106.76	70-130
94	Fluorene	10.000	10.219	102.19	70-130
107	Hexachlorobenzene	10.000	9.5272	95.27	70-130
56	Hexachlorobutadien	10.000	9.9066	99.07	70-130
64	Hexachlorocyclopen	10.000	7.3548	73.55	70-130
34	Hexachloroethane	10.000	10.247	102.47	70-130
149	Indeno(1,2,3-cd)py	10.000	10.095	100.95	70-130
41	Isophorone	10.000	10.165	101.65	70-130
63	1-Methylnaphthalen	10.000	10.550	105.50	70-130
62	2-Methylnaphthalen	10.000	10.606	106.06	70-130

SPIKE	COMPOUND	CONC ADDED ug/L	CONC RECOVERED ug/L	% RECOVERED	LIMITS
51	Naphthalene	10.000	9.9712	99.71	70-130
73	2-Nitroaniline	10.000	11.219	112.19	70-130
81	3-Nitroaniline	10.000	11.133	111.33	70-130
96	4-Nitroaniline	10.000	12.002	120.02	70-130
35	Nitrobenzene	10.000	10.412	104.13	70-130
32	N-Nitroso-di-n-pro	10.000	10.736	107.36	70-130
99	N-Nitrosodiphenyla	10.000	10.366	103.67	70-130
115	Phenanthrene	10.000	10.031	100.31	70-130
125	Pyrene	10.000	9.9651	99.65	70-130
50	1,2,4-Trichloroben	10.000	10.041	100.41	70-130
49	Benzoic Acid	20.000	16.696	83.48	70-130
59	4-Chloro-3-Methylp	10.000	11.183	111.83	70-130
24	2-Chlorophenol	10.000	10.310	103.10	70-130
48	2,4-Dichlorophenol	10.000	10.466	104.66	70-130
43	2,4-Dimethylphenol	10.000	10.507	105.07	70-130
98	4,6-Dinitro-2-meth	10.000	9.3975	93.98	70-130
83	2,4-Dinitrophenol	20.000	15.556	77.78	70-130
30	2-Methylphenol	10.000	10.640	106.40	70-130
192	4-Methylphenol	10.000	10.707	107.07	70-130
42	2-Nitrophenol	10.000	10.228	102.28	70-130
85	4-Nitrophenol	10.000	12.666	126.66	70-130
111	Pentachlorophenol	20.000	14.539	72.69	70-130
22	Phenol	10.000	10.556	105.56	70-130
67	2,4,5-Trichlorophe	10.000	10.272	102.72	70-130
66	2,4,6-Trichlorophe	10.000	9.9506	99.51	70-130
119	Carbazole	10.000	10.720	107.20	70-130
142	Benzo(k)fluoranthe	10.000	10.506	105.06	70-130
37	Acetophenone	10.000	10.656	106.56	70-130
209	Benzaldehyde	10.000	11.292	112.92	70-130
210	Caprolactam	10.000	11.448	114.48	70-130
211	1,1'-Biphenyl	10.000	9.8514	98.51	70-130
212	Atrazine	10.000	10.840	108.40	70-130
21	Aniline	10.000	9.9280	99.28	70-130
10	N-Nitrosodimethyla	10.000	9.2961	92.96	70-130
80	1,2-Dinitrobenzene	10.000	10.474	104.74	70-130
91	2,3,5,6-Tetrachlor	10.000	10.183	101.83	70-130



Data File: \\cansvr11\dd\chem\MSS\a4hp7,i\00305b,b\QCHRLCL.D
Date : 05-MAR-2010 19:23
Client ID:
Sample Info: qcmrlcl,00305b,b,8270c-625,1-827042d,sub
Volume Injected (uL): 0.5
Column phase: db5.625

Instrument: a4hp7,i
Operator: 001710
Column diameter: 0.32

\\cansvr11\dd\chem\MSS\a4hp7,i\00305b,b\QCHRLCL.D

TestAmerica North Canton

Semivolatile REPORT SW-846 Method 8270

Data file : \\cansvr11\dd\chem\MSS\a4hp7.i\00305b.b\QCMRLCL.D
Lab Smp Id: qcmrlcl
Inj Date : 05-MAR-2010 19:23
Operator : 001710 Inst ID: a4hp7.i
Smp Info : qcmrlcl,00305b.b,8270c-625,1-827042d.sub
Misc Info :
Comment :
Method : \\cansvr11\dd\chem\MSS\a4hp7.i\00305b.b\8270c-625.m
Meth Date : 05-Mar-2010 14:32 gruberj Quant Type: ISTD
Cal Date : 05-MAR-2010 12:55 Cal File: 7SMH0305.D
Als bottle: 3 QC Sample: mrl
Dil Factor: 1.00000
Integrator: HP RTE Compound Sublist: qcmrl.sub
Target Version: 4.14
Processing Host: CANPMSSV01

Concentration Formula: Amt * DF * Uf * Vt/(Vo * Vi) * CpndVariable

Name	Value	Description
DF	1.000	Dilution Factor
Uf	1.000	ng unit correction factor
Vt	2000.000	Volume of final extract (uL)
Vo	1000.000	Volume of sample extracted (mL)
Vi	0.50000	Volume injected (uL)
Cpnd Variable		Local Compound Variable

	Compounds	QUANT SIG MASS	RT	EXP RT	REL RT	RESPONSE	CONCENTRATIONS ON-COLUMN (NG)	CONCENTRATIONS FINAL (ug/L)
*	1 1,4-Dichlorobenzene-d4	152	3.649	3.649	(1.000)	236537	2.00000	
*	2 Naphthalene-d8	136	4.547	4.547	(1.000)	1050776	2.00000	
*	3 Acenaphthene-d10	164	5.820	5.815	(1.000)	626285	2.00000	
*	4 Phenanthrene-d10	188	6.911	6.906	(1.000)	1063299	2.00000	
*	5 Chrysene-d12	240	8.896	8.896	(1.000)	1308809	2.00000	
*	6 Perylene-d12	264	10.452	10.447	(1.000)	1172195	2.00000	
	9 Pyridine	79	2.033	2.044	(0.557)	300734	2.22767	8.9107
	10 N-Nitrosodimethylamine	74	2.001	2.012	(0.549)	182523	2.32403	9.2961
	11 Ethyl methacrylate	69	2.231	2.242	(0.612)	305112	2.57534	10.301
	12 3-Chloropropionitrile	54	2.418	2.424	(0.663)	236171	2.63333	10.533
	13 Malononitrile	66	2.552	2.557	(0.700)	465802	2.65512	10.620
	209 Benzaldehyde	77	3.360	3.360	(0.921)	267863	2.82302	11.292
	21 Aniline	93	3.419	3.419	(0.937)	567504	2.48201	9.9280
	22 Phenol	94	3.354	3.349	(0.919)	494466	2.63904	10.556
	23 bis(2-Chloroethyl)ether	93	3.440	3.440	(0.943)	458610	2.92524	11.701
	24 2-Chlorophenol	128	3.504	3.504	(0.960)	391802	2.57746	10.310
	26 1,3-Dichlorobenzene	146	3.611	3.611	(0.990)	384848	2.48602	9.9441
	27 1,4-Dichlorobenzene	146	3.659	3.659	(1.003)	386543	2.52583	10.103
	28 1,2-Dichlorobenzene	146	3.766	3.766	(1.032)	371520	2.51285	10.051
	29 Benzyl Alcohol	108	3.718	3.718	(1.019)	263106	2.63581	10.543

	Compounds	QUANT SIG MASS	RT	EXP RT	REL RT	RESPONSE	CONCENTRATIONS ON-COLUMN (NG)	CONCENTRATIONS FINAL (ug/L)
30	2-Methylphenol	108	3.772	3.772	(1.034)	366625	2.66007	10.640
31	bis(2-Chloroisopropyl)ether	45	3.804	3.804	(1.043)	612839	2.76672	11.067
37	Acetophenone	105	3.916	3.911	(1.073)	533975	2.66406	10.656
32	N-Nitroso-di-n-propylamine	70	3.895	3.900	(1.067)	287464	2.68406	10.736
192	4-Methylphenol	108	3.879	3.873	(1.063)	386688	2.67684	10.707
34	Hexachloroethane	117	4.007	4.007	(1.098)	146539	2.56181	10.247
35	Nitrobenzene	77	4.039	4.039	(0.888)	408226	2.60313	10.412
41	Isophorone	82	4.200	4.200	(0.924)	797518	2.54115	10.165
42	2-Nitrophenol	139	4.264	4.264	(0.938)	214654	2.55711	10.228
43	2,4-Dimethylphenol	107	4.258	4.253	(0.936)	411803	2.62674	10.507
44	bis(2-Chloroethoxy)methane	93	4.328	4.328	(0.952)	467897	2.56177	10.247
46	2,4-Toluenediamene	121	5.371	5.366	(1.181)	297569	3.10345	12.414
47	1,3,5-Trichlorobenzene	180	4.269	4.269	(0.939)	328650	2.43369	9.7348
48	2,4-Dichlorophenol	162	4.429	4.424	(0.974)	320734	2.61654	10.466
49	Benzoic Acid	122	4.306	4.323	(0.947)	418287	4.17403	16.696
50	1,2,4-Trichlorobenzene	180	4.494	4.494	(0.988)	335532	2.51030	10.041
51	Naphthalene	128	4.563	4.563	(1.004)	1211146	2.49279	9.9712
52	4-Chloroaniline	127	4.579	4.579	(1.007)	574675	2.74145	10.966
56	Hexachlorobutadiene	225	4.627	4.627	(1.018)	172582	2.47664	9.9066
210	Caprolactam	113	4.831	4.836	(1.062)	159071	2.86197	11.448
57	1,2,3-Trichlorobenzene	180	4.659	4.659	(1.025)	314918	2.49379	9.9752
59	4-Chloro-3-Methylphenol	107	4.906	4.895	(1.079)	385937	2.79587	11.183
62	2-Methylnaphthalene	142	5.055	5.055	(1.112)	701334	2.65152	10.606
63	1-Methylnaphthalene	142	5.130	5.130	(1.128)	802162	2.63742	10.550
64	Hexachlorocyclopentadiene	237	5.157	5.157	(0.886)	128717	1.83869	7.3548
66	2,4,6-Trichlorophenol	196	5.248	5.242	(0.902)	232069	2.48765	9.9506
67	2,4,5-Trichlorophenol	196	5.280	5.269	(0.907)	257309	2.56791	10.272
211	1,1'-Biphenyl	154	5.387	5.382	(0.926)	1051969	2.46286	9.8514
68	1,2,3,5-Tetrachlorobenzene	216	5.162	5.162	(0.887)	328771	2.30428	9.2171
70	2-Chloronaphthalene	162	5.414	5.414	(0.930)	775284	2.44352	9.7741
73	2-Nitroaniline	65	5.472	5.467	(0.940)	261164	2.80465	11.219
74	1,2,3,4-Tetrachlorobenzene	216	5.382	5.382	(0.925)	306504	2.32334	9.2933
76	Dimethylphthalate	163	5.579	5.579	(0.959)	917150	2.51428	10.057
78	2,6-Dinitrotoluene	165	5.638	5.633	(0.969)	213335	2.62125	10.485
79	Acenaphthylene	152	5.724	5.719	(0.983)	1316895	2.52612	10.104
80	1,2-Dinitrobenzene	168	5.686	5.681	(0.977)	106153	2.61848	10.474
81	3-Nitroaniline	138	5.767	5.767	(0.991)	253350	2.78318	11.133
82	Acenaphthene	153	5.847	5.842	(1.005)	838067	2.49958	9.9983
83	2,4-Dinitrophenol	184	5.842	5.836	(1.004)	202172	3.88894	15.556(Q)
85	4-Nitrophenol	109	5.863	5.847	(1.007)	139916	3.16662	12.666
86	Dibenzofuran	168	5.970	5.965	(1.026)	1130970	2.51096	10.044
87	2,4-Dinitrotoluene	165	5.932	5.927	(1.019)	301356	2.70825	10.833
91	2,3,5,6-Tetrachlorophenol	232	6.013	6.007	(1.033)	214441	2.54583	10.183
93	Diethylphthalate	149	6.088	6.082	(1.046)	995980	2.66395	10.656
94	Fluorene	166	6.221	6.216	(1.069)	977842	2.55482	10.219
95	4-Chlorophenyl-phenylether	204	6.200	6.195	(1.065)	440877	2.58607	10.344
96	4-Nitroaniline	138	6.216	6.211	(1.068)	286449	3.00054	12.002
98	4,6-Dinitro-2-methylphenol	198	6.232	6.227	(0.902)	147355	2.34938	9.3975
99	N-Nitrosodiphenylamine	169	6.280	6.280	(0.909)	738826	2.59163	10.366
100	1,2-Diphenylhydrazine	77	6.312	6.312	(0.913)	1027514	2.63955	10.558
106	4-Bromophenyl-phenylether	248	6.558	6.558	(0.949)	257155	2.51320	10.053
107	Hexachlorobenzene	284	6.617	6.617	(0.957)	239622	2.38179	9.5272
212	Atrazine	200	6.644	6.638	(0.961)	192394	2.70994	10.840
111	Pentachlorophenol	266	6.756	6.751	(0.978)	253269	3.63471	14.539

	Compounds	QUANT SIG MASS	RT	EXP RT	REL RT	RESPONSE	CONCENTRATIONS ON-COLUMN (NG)	CONCENTRATIONS FINAL (ug/L)
115	Phenanthrene	178	6.927	6.927	(1.002)	1448545	2.50779	10.031
116	Anthracene	178	6.965	6.965	(1.008)	1476408	2.53759	10.150
119	Carbazole	167	7.072	7.066	(1.023)	1455132	2.67990	10.720
120	Di-n-Butylphthalate	149	7.270	7.264	(1.052)	1801938	2.73438	10.938
123	Fluoranthene	202	7.799	7.799	(1.128)	1579879	2.66911	10.676
124	Benzidine	184	7.869	7.863	(0.885)	1023053	2.74904	10.996
125	Pyrene	202	7.976	7.970	(0.897)	1680973	2.49128	9.9651
131	Butylbenzylphthalate	149	8.382	8.382	(0.942)	833163	2.64086	10.563
133	3,3'-Dimethoxybenzidine	244	8.789	8.789	(0.988)	445376	3.25837	13.033
135	3,3'-Dichlorobenzidine	252	8.831	8.831	(0.993)	610936	2.59037	10.361
136	Benzo(a)Anthracene	228	8.885	8.885	(0.999)	1597575	2.46619	9.8648
137	Chrysene	228	8.917	8.917	(1.002)	1512457	2.47428	9.8971
138	4,4'-Methylene bis(o-chloroan	231	8.826	8.826	(0.992)	315116	2.54945	10.198
139	bis(2-ethylhexyl)Phthalate	149	8.799	8.799	(0.989)	1209913	2.69099	10.764
140	Di-n-octylphthalate	149	9.388	9.393	(0.898)	2076420	2.82384	11.295
141	Benzo(b)fluoranthene	252	9.960	9.960	(0.953)	1544047	2.56273	10.251
142	Benzo(k)fluoranthene	252	9.992	9.992	(0.956)	1683872	2.62655	10.506
146	Benzo(a)pyrene	252	10.383	10.377	(0.993)	1494633	2.58412	10.336
149	Indeno(1,2,3-cd)pyrene	276	12.174	12.169	(1.165)	1631336	2.52385	10.095
150	Dibenz(a,h)anthracene	278	12.190	12.180	(1.166)	1410496	2.59227	10.369
151	Benzo(g,h,i)perylene	276	12.698	12.693	(1.215)	1321349	2.44988	9.7995
198	1,4-Dioxane	88	1.830	1.846	(0.502)	96662	1.89801	7.5920
101	Diphenylamine	169	6.280	6.280	(0.909)	738826	2.59163	10.366

QC Flag Legend

Q - Qualifier signal failed the ratio test.

TestAmerica North Canton

Semivolatile REPORT SW-846 Method 8270

Data file : \\cansvr11\dd\chem\MSS\a4hp7.i\00301t.b\7QMDLL1.D
Lab Smp Id: l1
Inj Date : 01-MAR-2010 16:41
Operator : 001710 Inst ID: a4hp7.i
Smp Info : l1,00301a.b,8270C-625,pah.sub,1,,1
Misc Info :
Comment :
Method : \\cansvr11\dd\chem\MSS\a4hp7.i\00301t.b\8270C-625.m
Meth Date : 02-Mar-2010 10:20 gruberj Quant Type: ISTD
Cal Date : 01-MAR-2010 20:53 Cal File: 7AL0301.D
Als bottle: 6 QC Sample: mrl
Dil Factor: 1.00000
Integrator: HP RTE Compound Sublist: qcmrl.sub
Target Version: 4.14
Processing Host: CANPMSSV01

Compounds	QUANT SIG MASS	RT	EXP RT	REL RT	RESPONSE	CONCENTRATIONS ON-COLUMN (NG)	FINAL (NG)
* 1 1,4-Dichlorobenzene-d4	152	3.476	3.471	(1.000)	355427	2.00000	
* 2 Naphthalene-d8	136	4.364	4.364	(1.000)	1417789	2.00000	
* 3 Acenaphthene-d10	164	5.632	5.632	(1.000)	749080	2.00000	
* 4 Phenanthrene-d10	188	6.718	6.717	(1.000)	1164247	2.00000	
* 5 Chrysene-d12	240	8.670	8.659	(1.000)	1347595	2.00000	
* 6 Perylene-d12	264	10.050	10.028	(1.000)	1208933	2.00000	
9 Pyridine	79	1.888	1.882	(0.543)	11594	0.05077	0.050774
10 N-Nitrosodimethylamine	74	1.850	1.850	(0.532)	6571	0.04987	0.049873(M)
11 Ethyl methacrylate	69	2.086	2.086	(0.600)	10075	0.05053	0.050532
12 3-Chloropropionitrile	54	2.246	2.246	(0.646)	8865	0.05703	0.057026
13 Malononitrile	66	2.380	2.385	(0.685)	14169	0.04817	0.048166
209 Benzaldehyde	77	3.182	3.182	(0.915)	8930	0.07935	0.079352
21 Aniline	93	3.246	3.252	(0.934)	17531	0.04824	0.048238
22 Phenol	94	3.198	3.193	(0.920)	11302	0.03949	0.039488
23 bis(2-Chloroethyl)ether	93	3.268	3.268	(0.940)	12923	0.05115	0.051155
24 2-Chlorophenol	128	3.337	3.337	(0.960)	10081	0.04422	0.044215
26 1,3-Dichlorobenzene	146	3.439	3.439	(0.989)	11802	0.04974	0.049739
27 1,4-Dichlorobenzene	146	3.487	3.487	(1.003)	11814	0.05067	0.050665
28 1,2-Dichlorobenzene	146	3.594	3.594	(1.034)	11212	0.04944	0.049438
29 Benzyl Alcohol	108	3.546	3.546	(1.020)	6387	0.04264	0.042641
30 2-Methylphenol	108	3.610	3.610	(1.038)	6241	0.03140	0.031401
31 bis(2-Chloroisopropyl)ether	45	3.631	3.631	(1.045)	21117	0.05285	0.052847
37 Acetophenone	105	3.733	3.738	(1.074)	16311	0.05165	0.051649
32 N-Nitroso-di-n-propylamine	70	3.722	3.728	(1.071)	7536	0.04342	0.043425(QM)
192 4-Methylphenol	108	3.712	3.712	(1.068)	3110	0.13380	0.13380
34 Hexachloroethane	117	3.835	3.835	(1.103)	5025	0.05418	0.054175
35 Nitrobenzene	77	3.861	3.861	(0.885)	11319	0.04844	0.048443
41 Isophorone	82	4.022	4.022	(0.922)	18299	0.04202	0.042020
42 2-Nitrophenol	139	4.086	4.086	(0.936)	5394	0.04643	0.046426
43 2,4-Dimethylphenol	107	4.102	4.086	(0.940)	4077	0.13462	0.13462(Q)
44 bis(2-Chloroethoxy)methane	93	4.150	4.150	(0.951)	11863	0.04591	0.045910
46 2,4-Toluenediamene	121	Compound Not Detected.					
47 1,3,5-Trichlorobenzene	180	4.097	4.097	(0.939)	9121	0.05021	0.050212
48 2,4-Dichlorophenol	162	Compound Not Detected.					

	Compounds	QUANT SIG MASS	RT	EXP RT	REL RT	RESPONSE	CONCENTRATIONS ON-COLUMN (NG)	CONCENTRATIONS FINAL (NG)
49	Benzoic Acid	122	Compound Not Detected.					
50	1,2,4-Trichlorobenzene	180	4.321	4.321	(0.990)	8940	0.05031	0.050311
51	Naphthalene	128	4.380	4.380	(1.004)	32455	0.05148	0.051477
52	4-Chloroaniline	127	4.407	4.402	(1.010)	6229	0.02672	0.026721
56	Hexachlorobutadiene	225	4.460	4.461	(1.022)	4625	0.05009	0.050088
210	Caprolactam	113	4.642	4.658	(1.064)	2557	0.03552	0.035522(Q)
57	1,2,3-Trichlorobenzene	180	4.482	4.482	(1.027)	7913	0.04804	0.048038
59	4-Chloro-3-Methylphenol	107	4.755	4.728	(1.089)	8225	0.04511	0.045109
62	2-Methylnaphthalene	142	4.878	4.872	(1.118)	14081	0.04131	0.041306
63	1-Methylnaphthalene	142	4.947	4.947	(1.134)	19049	0.04779	0.047795
64	Hexachlorocyclopentadiene	237	4.990	4.990	(0.886)	3869	0.03647	0.036471
66	2,4,6-Trichlorophenol	196	5.076	5.070	(0.901)	3966	0.03690	0.036895
67	2,4,5-Trichlorophenol	196	5.129	5.097	(0.911)	5548	0.04605	0.046051(M)
211	1,1'-Biphenyl	154	5.204	5.204	(0.924)	22519	0.04334	0.043340
68	1,2,3,5-Tetrachlorobenzene	216	4.985	4.985	(0.885)	8704	0.05094	0.050939
70	2-Chloronaphthalene	162	5.231	5.231	(0.929)	18117	0.04826	0.048262
73	2-Nitroaniline	65	5.300	5.290	(0.941)	4869	0.03719	0.037189
74	1,2,3,4-Tetrachlorobenzene	216	5.204	5.204	(0.924)	7008	0.04528	0.045283
76	Dimethylphthalate	163	5.396	5.402	(0.958)	20886	0.04786	0.047859
78	2,6-Dinitrotoluene	165	5.450	5.450	(0.968)	4686	0.04636	0.046361
79	Acenaphthylene	152	5.536	5.536	(0.983)	29206	0.04705	0.047048
80	1,2-Dinitrobenzene	168	5.503	5.498	(0.977)	1875	0.03758	0.037577(Q)
81	3-Nitroaniline	138	Compound Not Detected.					
82	Acenaphthene	153	5.659	5.659	(1.005)	21727	0.05279	0.052793(Q)
83	2,4-Dinitrophenol	184	Compound Not Detected.					
85	4-Nitrophenol	109	Compound Not Detected.					
86	Dibenzofuran	168	5.782	5.782	(1.027)	25649	0.04756	0.047562
87	2,4-Dinitrotoluene	165	5.750	5.750	(1.021)	4219	0.03033	0.030330
91	2,3,5,6-Tetrachlorophenol	232	5.846	5.835	(1.038)	3379	0.03299	0.032988
93	Diethylphthalate	149	5.905	5.905	(1.048)	23498	0.05148	0.051478
94	Fluorene	166	6.033	6.033	(1.071)	22444	0.04841	0.048410
95	4-Chlorophenyl-phenylether	204	6.012	6.012	(1.067)	9963	0.04860	0.048597
96	4-Nitroaniline	138	6.049	6.028	(1.074)	4616	0.03820	0.038203
98	4,6-Dinitro-2-methylphenol	198	Compound Not Detected.					
99	N-Nitrosodiphenylamine	169	6.097	6.097	(0.908)	14225	0.04377	0.043769
100	1,2-Diphenylhydrazine	77	6.129	6.129	(0.912)	25057	0.05149	0.051486
106	4-Bromophenyl-phenylether	248	6.370	6.370	(0.948)	6004	0.05230	0.052305
107	Hexachlorobenzene	284	6.439	6.440	(0.959)	5859	0.05265	0.052653
212	Atrazine	200	6.461	6.461	(0.962)	3576	0.04877	0.048770
111	Pentachlorophenol	266	6.595	6.573	(0.982)	4683	0.39669	0.39669(M)
115	Phenanthrene	178	6.734	6.739	(1.002)	33577	0.05338	0.053383
116	Anthracene	178	6.771	6.776	(1.008)	33597	0.05304	0.053035
119	Carbazole	167	6.883	6.878	(1.025)	30680	0.05064	0.050640
120	Di-n-Butylphthalate	149	7.087	7.087	(1.055)	52239	0.07504	0.075041
123	Fluoranthene	202	7.605	7.606	(1.132)	34385	0.05397	0.053971
124	Benzidine	184	7.686	7.675	(0.886)	8872	0.02351	0.023507
125	Pyrene	202	7.777	7.777	(0.897)	33001	0.04974	0.049741
131	Butylbenzylphthalate	149	8.188	8.189	(0.944)	17130	0.05258	0.052577
133	3,3'-Dimethoxybenzidine	244	8.590	8.584	(0.991)	3102	0.02254	0.022540
135	3,3'-Dichlorobenzidine	252	8.627	8.622	(0.995)	9118	0.03767	0.037675
136	Benzo(a)Anthracene	228	8.665	8.665	(0.999)	37618	0.05655	0.056550
137	Chrysene	228	8.691	8.697	(1.002)	31287	0.05059	0.050590
138	4,4'-Methylene bis(o-chloroan	231	8.616	8.611	(0.994)	5213	0.04165	0.041647
139	bis(2-ethylhexyl)Phthalate	149	8.600	8.595	(0.992)	23866	0.05148	0.051479

Compounds	QUANT SIG MASS	RT	EXP RT	REL RT	RESPONSE	CONCENTRATIONS ON-COLUMN (NG)	CONCENTRATIONS FINAL (NG)
140 Di-n-octylphthalate	149	9.119	9.114	(0.907)	29296	0.04036	0.040356
141 Benzo(b)fluoranthene	252	9.622	9.622	(0.957)	27067	0.04444	0.044440(H)
142 Benzo(k)fluoranthene	252	9.649	9.654	(0.960)	34914	0.05188	0.051875
146 Benzo(a)pyrene	252	9.986	9.986	(0.994)	28234	0.04852	0.048520
149 Indeno(1,2,3-cd)pyrene	276	11.521	11.531	(1.146)	28837	0.04446	0.044460
150 Dibenz(a,h)anthracene	278	11.526	11.537	(1.147)	22956	0.04247	0.042468
151 Benzo(g,h,i)perylene	276	11.970	11.981	(1.191)	23891	0.04508	0.045078
198 1,4-Dioxane	88	1.690	1.690	(0.486)	4843	0.05637	0.056365
101 Diphenylamine	169	6.097	6.097	(0.908)	14225	0.04377	0.043769

QC Flag Legend

Q - Qualifier signal failed the ratio test.
M - Compound response manually integrated.
H - Operator selected an alternate compound hit.

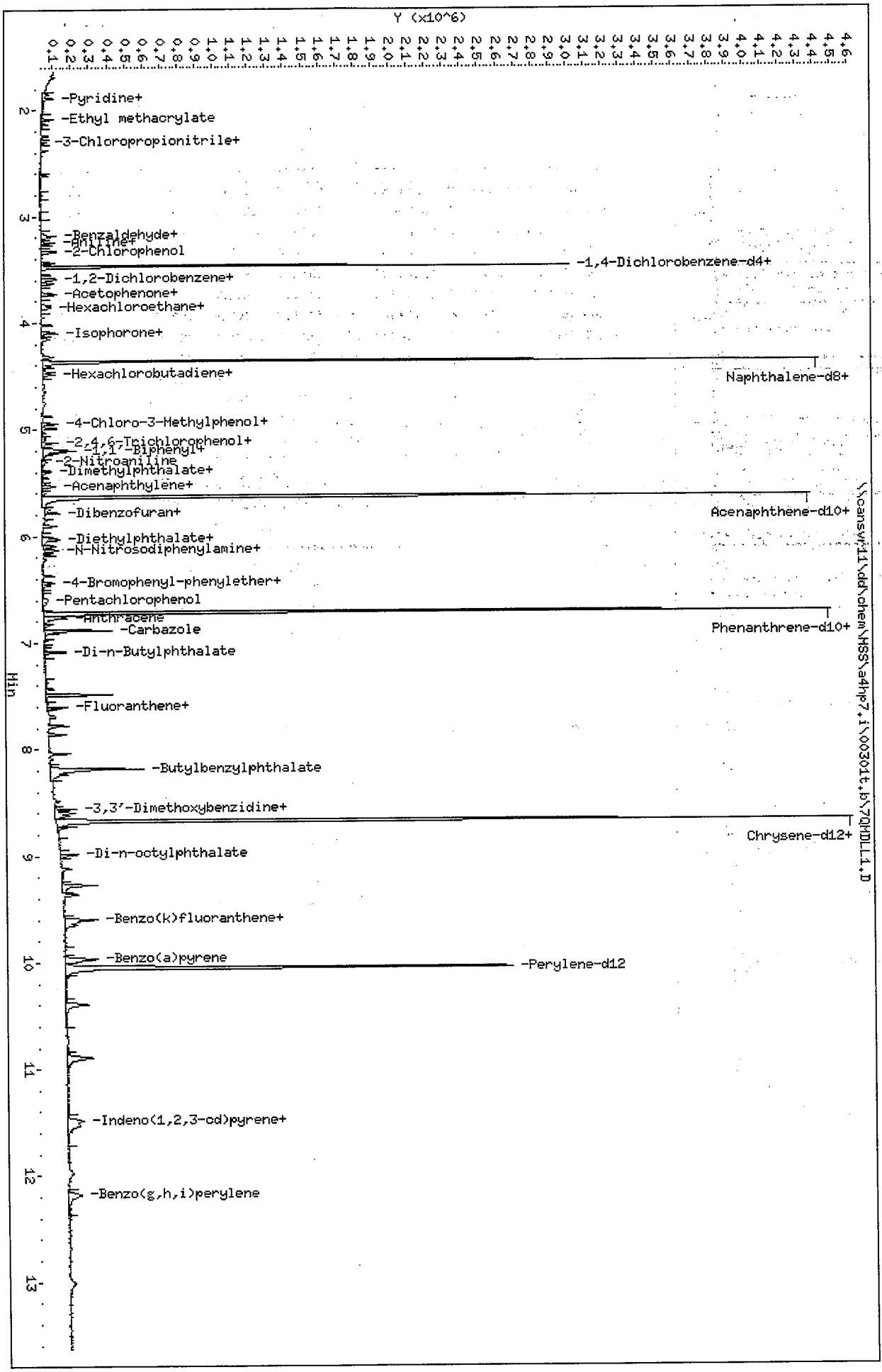
Data File: \\cansvr11\dd\chem\MSS\a4hp7,i\003011,b\7QHDLL1.D
Date : 01-MAR-2010 16:41
Client ID:
Sample Info: 11,00301a,b,8270C-625,pah,sub,1,1
Column phase: db5,625
Instrument: a4hp7,i
Operator: 001710
Column diameter: 0.32
\\cansvr11\dd\chem\MSS\a4hp7,i\003011,b\7QHDLL1.D
Y (x10^6)
Min
-Pyridine+
-Ethyl methacrylate
-3-Chloropropionitrile+
-Benzaldehyde+
-Aniline+
-2-Chlorophenol
-1,4-Dichlorobenzene-d4+
-1,2-Dichlorobenzene+
-Acetophenone+
-Hexachloroethane+
-Isophorone+
-Hexachlorobutadiene+
Naphthalene-d8+
-4-Chloro-3-Methylphenol+
-2,4,6-Trichlorophenol+
-1,1'-Biphenyl+
-2-Nitroaniline
-Dimethylphthalate+
-Acenaphthylene+
-Dibenzofuran+
Acenaphthene-d10+
-Diethylphthalate+
-N-Nitrosodiphenylamine+
-4-Bromophenyl-phenylether+
-Pentachlorophenol
-Anthracene
-Carbazole
Phenanthrene-d10+
-Di-n-Butylphthalate
-Fluoranthene+
-Butylbenzylphthalate
-3,3'-Dimethoxybenzidine+
Chrysene-d12+
-Di-n-octylphthalate
-Benzo(k)fluoranthene+
-Benzo(a)pyrene
-Perylene-d12
-Indeno(1,2,3-cd)pyrene+
-Benzo(g,h,i)perylene

Data File Name: 7QMDLL1.D
Inj. Date and Time: 01-MAR-2010 16:41
Instrument ID: a4hp7.i
Client ID:
Compound Name: N-Nitrosodimethylamine
CAS #: 62-75-9
Report Date: 03/03/2010

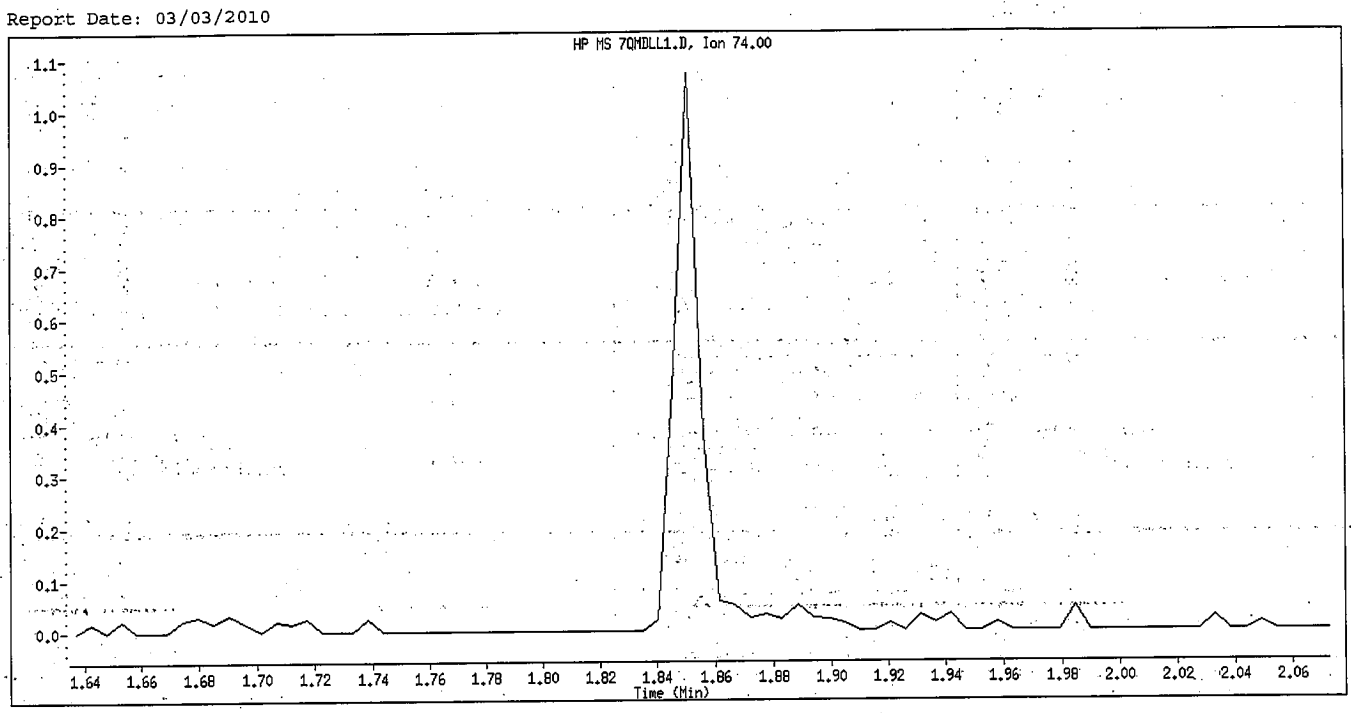

Original Integration

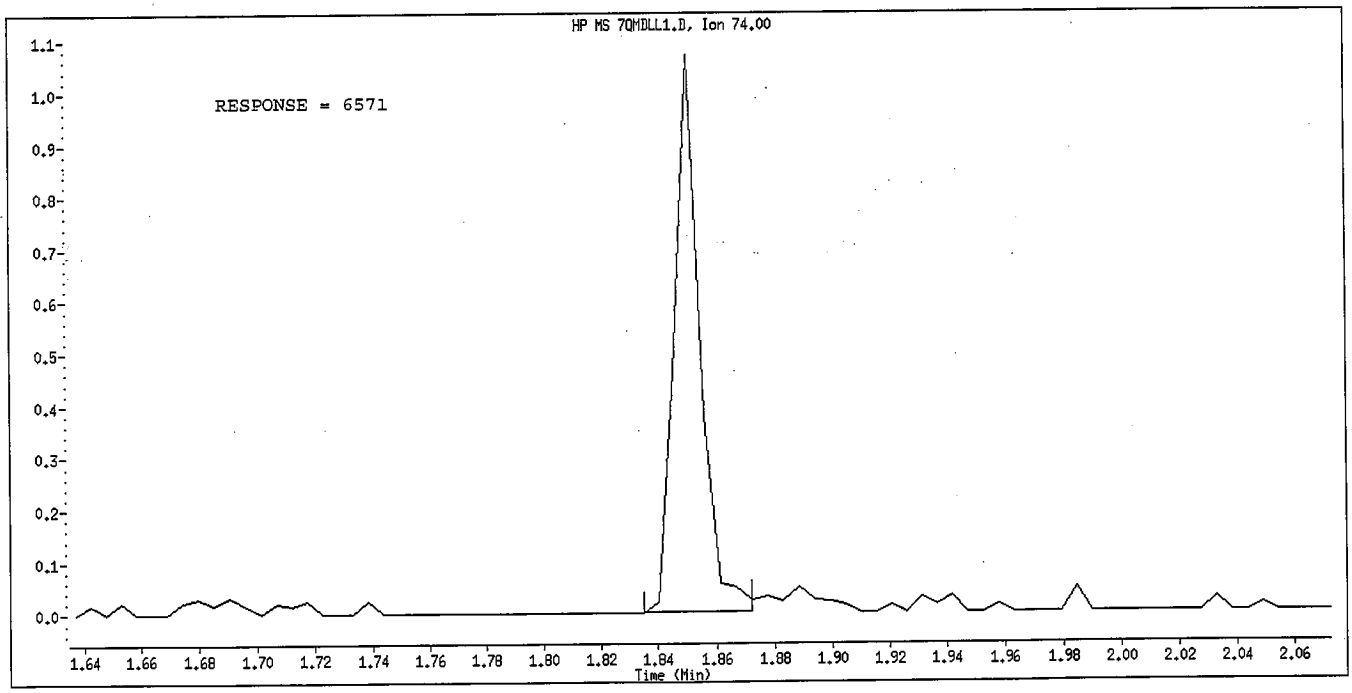

Manual Integration

Manually Integrated By: GruberJ
Manual Integration Reason: Peak not found

Data File Name: 7QMDLL1.D
Inj. Date and Time: 01-MAR-2010 16:41
Instrument ID: a4hp7.i
Client ID:
Compound Name: N-Nitroso-di-n-propylamine
CAS #: 621-64-7
Report Date: 03/03/2010

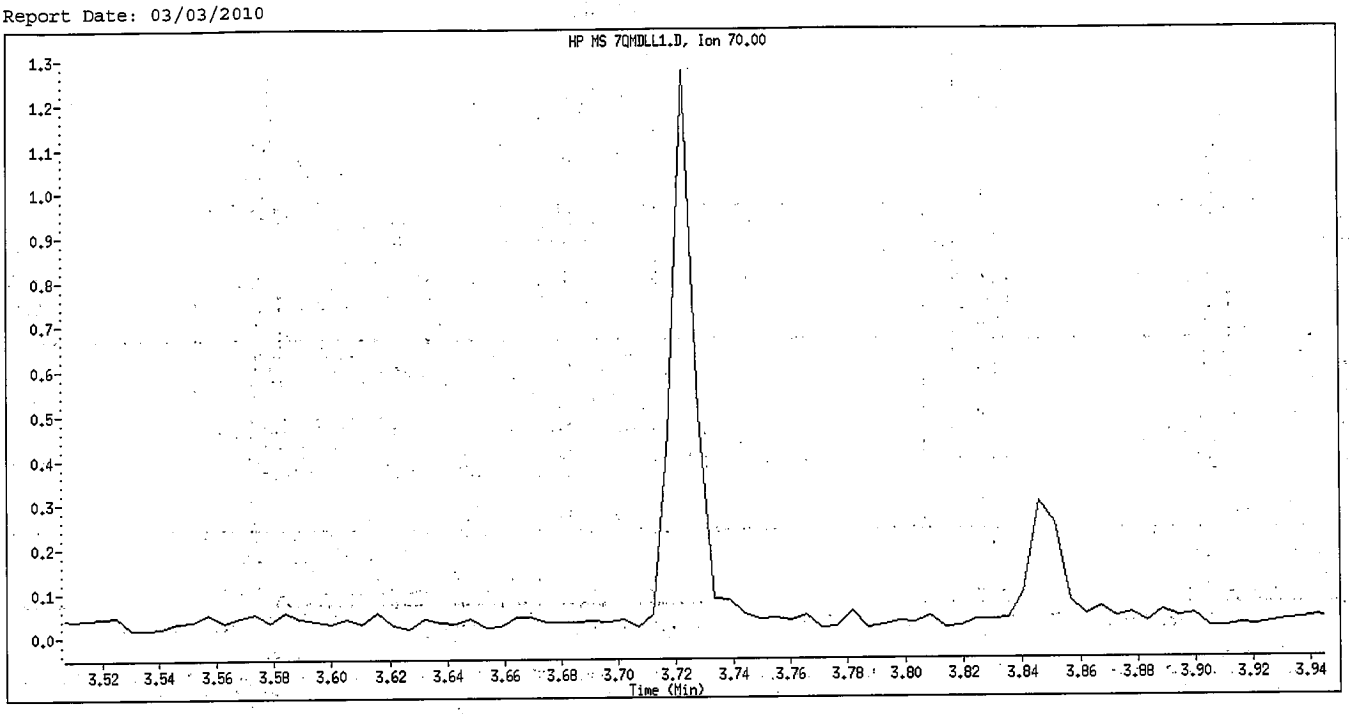

Original Integration

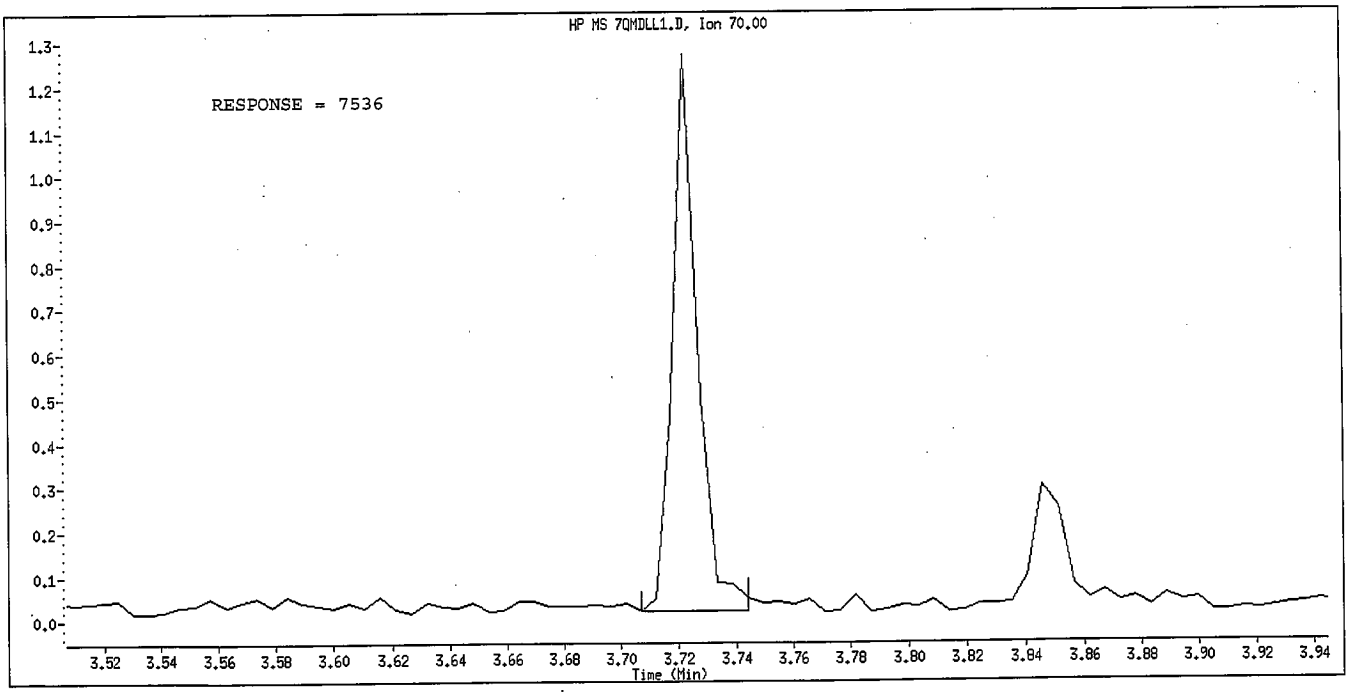

Manual Integration

Manually Integrated By: GruberJ
Manual Integration Reason: Peak not found

Data File Name: 7QMDLL1.D
Inj. Date and Time: 01-MAR-2010 16:41
Instrument ID: a4hp7.i
Client ID:
Compound Name: 2,4,5-Trichlorophenol
CAS #: 95-95-4
Report Date: 03/03/2010

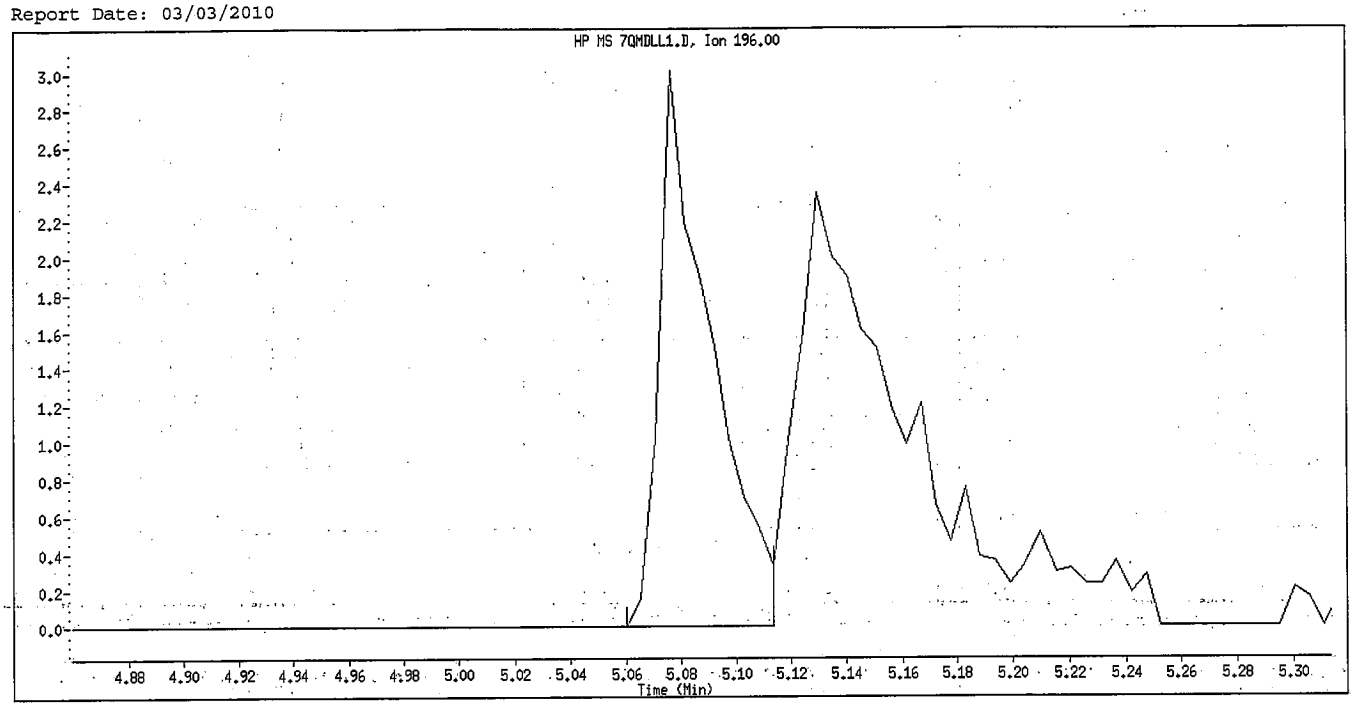

Original Integration

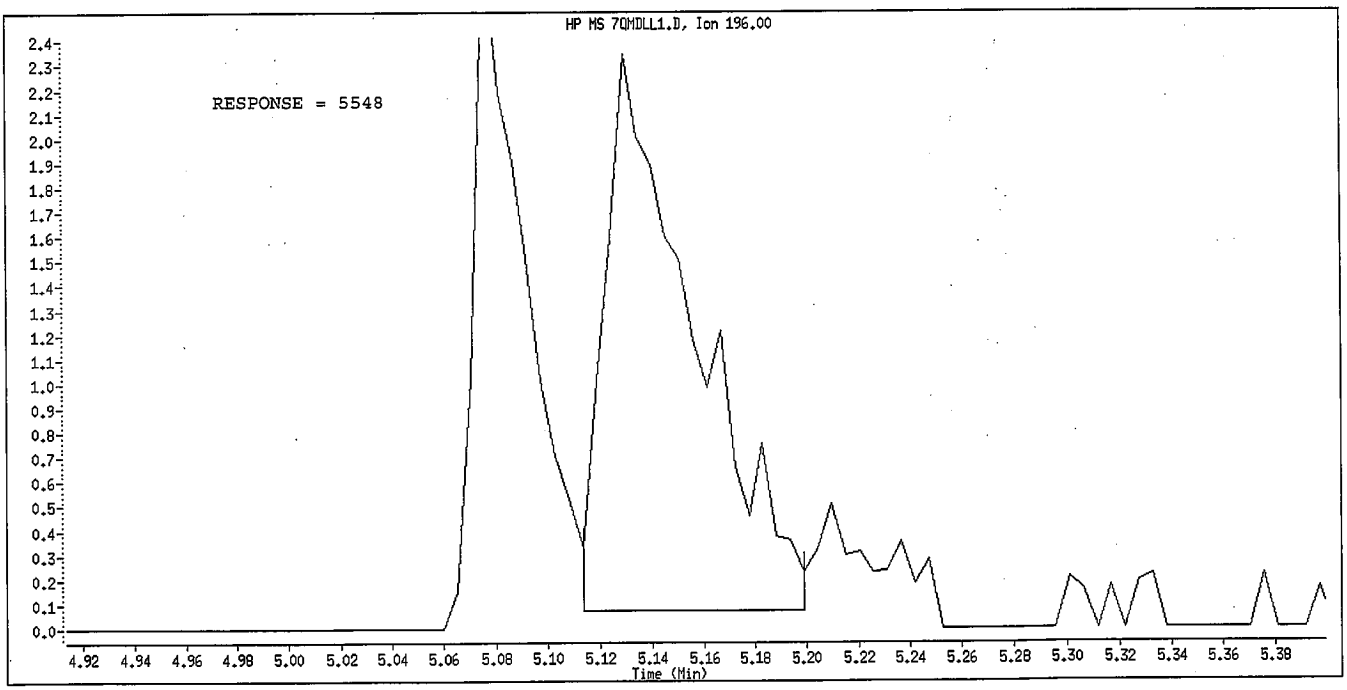

Manual Integration

Manually Integrated By: GruberJ
Manual Integration Reason: Peak not found

Data File Name: 7QMDLL1.D
Inj. Date and Time: 01-MAR-2010 16:41
Instrument ID: a4hp7.i
Client ID:
Compound Name: Pentachlorophenol
CAS #: 87-86-5
Report Date: 03/03/2010

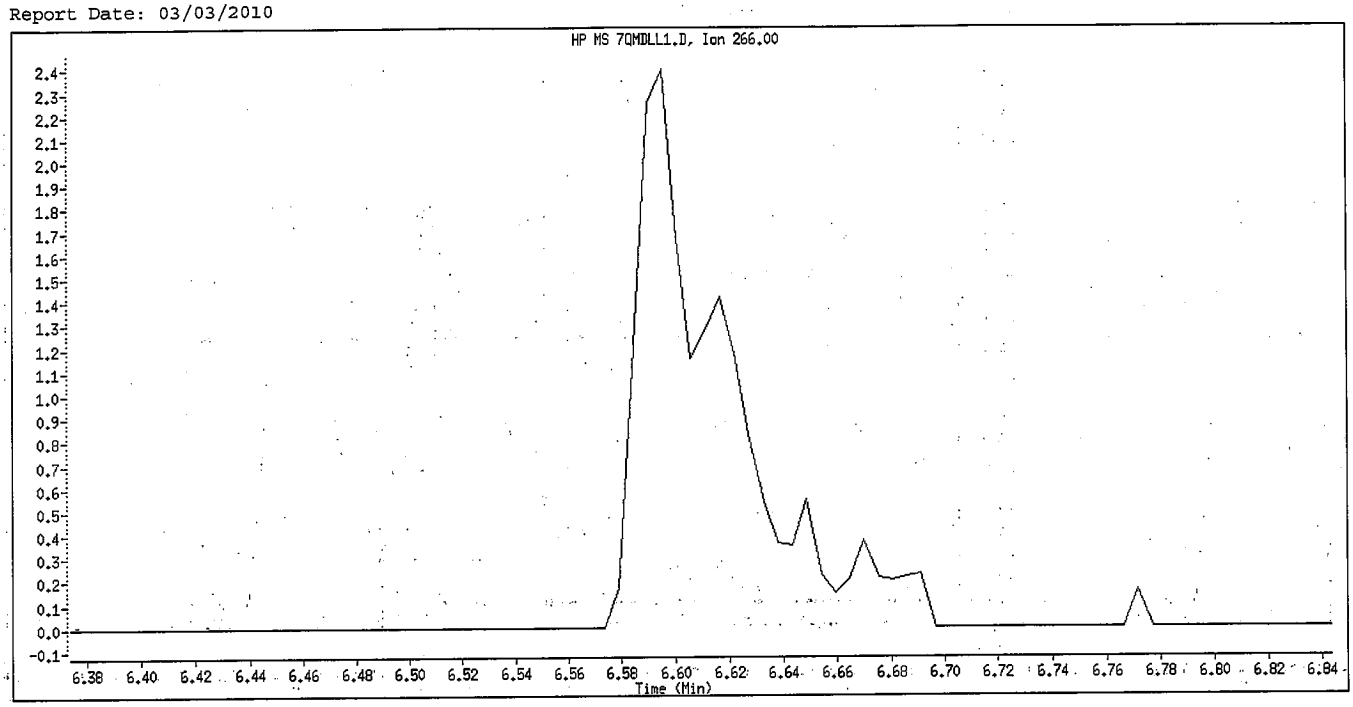

Original Integration

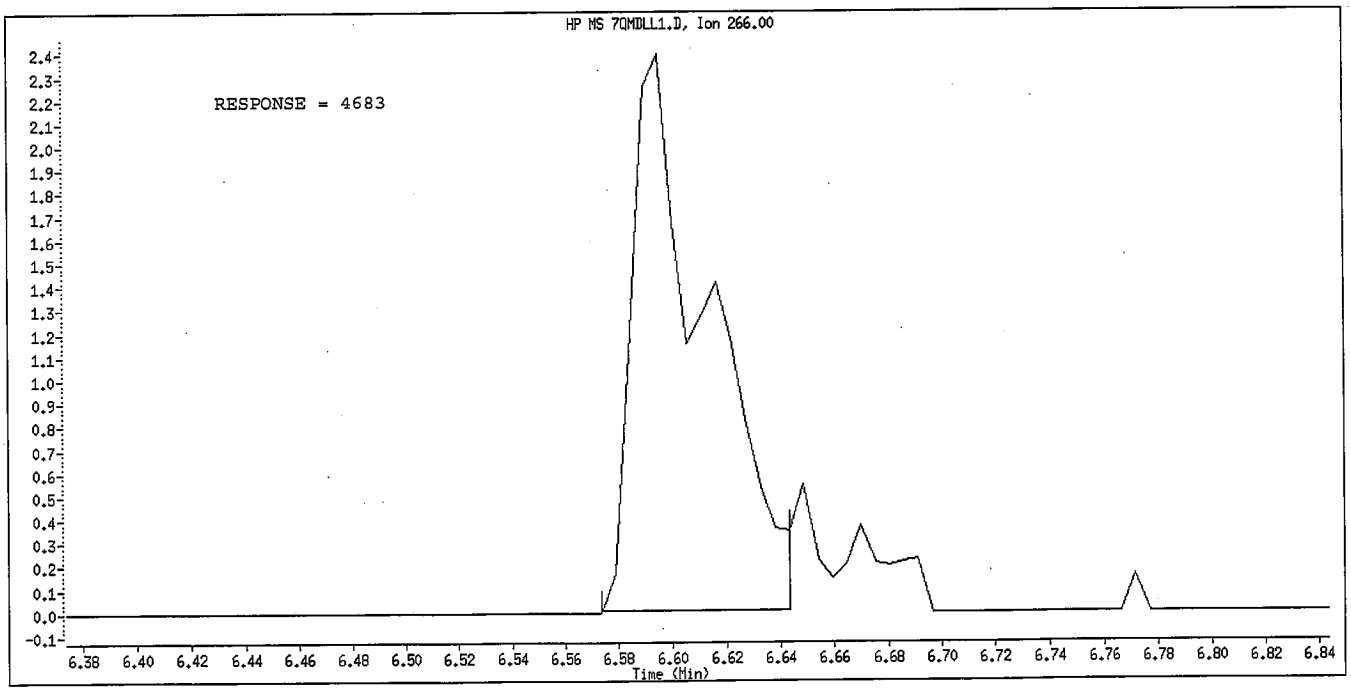

Manual Integration

Manually Integrated By: GruberJ
Manual Integration Reason: Peak not found

TestAmerica North Canton

Semivolatile REPORT SW-846 Method 8270

Data file : \\cansvr11\dd\chem\MSS\a4hp7.i\00301t.b\7QMDLL2.D
Lab Smp Id: l2
Inj Date : 01-MAR-2010 16:22
Operator : 001710 Inst ID: a4hp7.i
Smp Info : l2,00301a.b,8270C-625,1-827042d.sub,1,,2
Misc Info :
Comment :
Method : \\cansvr11\dd\chem\MSS\a4hp7.i\00301t.b\8270C-625.m
Meth Date : 02-Mar-2010 10:20 gruberj Quant Type: ISTD
Cal Date : 01-MAR-2010 20:53 Cal File: 7AL0301.D
Als bottle: 5 QC Sample: mrl
Dil Factor: 1.00000
Integrator: HP RTE Compound Sublist: qcmrl.sub
Target Version: 4.14
Processing Host: CANPMSSV01

	Compounds	QUANT SIG MASS	RT	EXP RT	REL RT	RESPONSE	CONCENTRATIONS ON-COLUMN (NG)	FINAL (NG)
* 1	1,4-Dichlorobenzene-d4	152	3.476	3.471	(1.000)	349142	2.00000	
* 2	Naphthalene-d8	136	4.364	4.364	(1.000)	1404682	2.00000	
* 3	Acenaphthene-d10	164	5.632	5.632	(1.000)	722162	2.00000	
* 4	Phenanthrene-d10	188	6.717	6.717	(1.000)	1164406	2.00000	
* 5	Chrysene-d12	240	8.670	8.659	(1.000)	1311733	2.00000	
* 6	Perylene-d12	264	10.050	10.028	(1.000)	1192520	2.00000	
9	Pyridine	79	1.882	1.882	(0.542)	56670	0.25264	0.25264
10	N-Nitrosodimethylamine	74	1.850	1.850	(0.532)	33845	0.26150	0.26150
11	Ethyl methacrylate	69	2.085	2.086	(0.600)	50318	0.25692	0.25692
12	3-Chloropropionitrile	54	2.241	2.246	(0.645)	41004	0.26852	0.26852
13	Malononitrile	66	2.380	2.385	(0.685)	71443	0.24723	0.24723
209	Benzaldehyde	77	3.182	3.182	(0.915)	43208	0.25364	0.25364
21	Aniline	93	3.246	3.252	(0.934)	86246	0.24158	0.24158
22	Phenol	94	3.193	3.193	(0.918)	63152	0.22462	0.22462
23	bis(2-Chloroethyl)ether	93	3.268	3.268	(0.940)	58932	0.23748	0.23748
24	2-Chlorophenol	128	3.332	3.337	(0.958)	52465	0.23425	0.23425
26	1,3-Dichlorobenzene	146	3.439	3.439	(0.989)	58053	0.24907	0.24907
27	1,4-Dichlorobenzene	146	3.487	3.487	(1.003)	57279	0.25007	0.25007
28	1,2-Dichlorobenzene	146	3.594	3.594	(1.034)	54452	0.24442	0.24442
29	Benzyl Alcohol	108	3.546	3.546	(1.020)	34784	0.23641	0.23641
30	2-Methylphenol	108	3.610	3.610	(1.038)	40147	0.20563	0.20563
31	bis(2-Chloroisopropyl)ether	45	3.631	3.631	(1.045)	102924	0.26221	0.26221
37	Acetophenone	105	3.733	3.738	(1.074)	76500	0.24660	0.24660
32	N-Nitroso-di-n-propylamine	70	3.722	3.728	(1.071)	40572	0.23800	0.23800
192	4-Methylphenol	108	3.711	3.712	(1.068)	33256	0.28442	0.28442
34	Hexachloroethane	117	3.834	3.835	(1.103)	22965	0.25205	0.25204
35	Nitrobenzene	77	3.861	3.861	(0.885)	59171	0.25560	0.25560
41	Isophorone	82	4.022	4.022	(0.922)	101520	0.23529	0.23529
42	2-Nitrophenol	139	4.086	4.086	(0.936)	25316	0.21993	0.21993
43	2,4-Dimethylphenol	107	4.091	4.086	(0.937)	36480	0.29769	0.29769
44	bis(2-Chloroethoxy)methane	93	4.150	4.150	(0.951)	62513	0.24418	0.24418
46	2,4-Toluenediamene	121	5.188	5.188	(1.189)	22698	0.23950	0.23950
47	1,3,5-Trichlorobenzene	180	4.097	4.097	(0.939)	45481	0.25271	0.25271

	Compounds	QUANT SIG MASS	RT	EXP RT	REL RT	RESPONSE	CONCENTRATIONS ON-COLUMN (NG)	CONCENTRATIONS FINAL (NG)
48	2,4-Dichlorophenol	162	4.268	4.252	(0.978)	23059	0.38741	0.38741
49	Benzoic Acid	122	Compound Not Detected.					
50	1,2,4-Trichlorobenzene	180	4.321	4.321	(0.990)	43804	0.24881	0.24881
51	Naphthalene	128	4.380	4.380	(1.004)	160991	0.25773	0.25773
52	4-Chloroaniline	127	4.401	4.402	(1.009)	44492	0.19264	0.19264
56	Hexachlorobutadiene	225	4.460	4.461	(1.022)	22430	0.24518	0.24518
210	Caprolactam	113	4.626	4.658	(1.060)	13887	0.19472	0.19472
57	1,2,3-Trichlorobenzene	180	4.482	4.482	(1.027)	39619	0.24277	0.24276
59	4-Chloro-3-Methylphenol	107	4.738	4.728	(1.086)	36081	0.19973	0.19973
62	2-Methylnaphthalene	142	4.872	4.872	(1.116)	79642	0.23580	0.23580
63	1-Methylnaphthalene	142	4.947	4.947	(1.134)	91239	0.23106	0.23106
64	Hexachlorocyclopentadiene	237	4.990	4.990	(0.886)	23031	0.22519	0.22519
66	2,4,6-Trichlorophenol	196	5.070	5.070	(0.900)	21003	0.20267	0.20267
67	2,4,5-Trichlorophenol	196	5.113	5.097	(0.908)	25809	0.22221	0.22221
211	1,1'-Biphenyl	154	5.204	5.204	(0.924)	123567	0.24668	0.24668
68	1,2,3,5-Tetrachlorobenzene	216	4.984	4.985	(0.885)	39151	0.23767	0.23767
70	2-Chloronaphthalene	162	5.225	5.231	(0.928)	88738	0.24520	0.24520
73	2-Nitroaniline	65	5.289	5.290	(0.939)	28396	0.22497	0.22497
74	1,2,3,4-Tetrachlorobenzene	216	5.204	5.204	(0.924)	36074	0.24179	0.24179
76	Dimethylphthalate	163	5.396	5.402	(0.958)	103338	0.24562	0.24562
78	2,6-Dinitrotoluene	165	5.450	5.450	(0.968)	21485	0.22048	0.22048
79	Acenaphthylene	152	5.530	5.536	(0.982)	148203	0.24764	0.24764
80	1,2-Dinitrobenzene	168	5.498	5.498	(0.976)	10065	0.20923	0.20923
81	3-Nitroaniline	138	5.584	5.584	(0.991)	27031	0.23882	0.23882
82	Acenaphthene	153	5.658	5.659	(1.005)	97722	0.24630	0.24630
83	2,4-Dinitrophenol	184	Compound Not Detected.					
85	4-Nitrophenol	109	Compound Not Detected.					
86	Dibenzofuran	168	5.781	5.782	(1.027)	133419	0.25662	0.25662
87	2,4-Dinitrotoluene	165	5.744	5.750	(1.020)	28326	0.21123	0.21122
91	2,3,5,6-Tetrachlorophenol	232	5.835	5.835	(1.036)	19680	0.19929	0.19929
93	Diethylphthalate	149	5.904	5.905	(1.048)	109852	0.24963	0.24963
94	Fluorene	166	6.027	6.033	(1.070)	108755	0.24332	0.24332
95	4-Chlorophenyl-phenylether	204	6.011	6.012	(1.067)	47708	0.24138	0.24138
96	4-Nitroaniline	138	6.038	6.028	(1.072)	23816	0.20445	0.20445
98	4,6-Dinitro-2-methylphenol	198	6.049	6.049	(0.900)	13710	0.16088	0.16088
99	N-Nitrosodiphenylamine	169	6.092	6.097	(0.907)	80275	0.24696	0.24696
100	1,2-Diphenylhydrazine	77	6.124	6.129	(0.912)	123506	0.25374	0.25374
106	4-Bromophenyl-phenylether	248	6.370	6.370	(0.948)	27837	0.24247	0.24247
107	Hexachlorobenzene	284	6.439	6.440	(0.959)	26432	0.23750	0.23750
212	Atrazine	200	6.455	6.461	(0.961)	16500	0.22500	0.22500
111	Pentachlorophenol	266	6.584	6.573	(0.980)	26193	0.65134	0.65134
115	Phenanthrene	178	6.733	6.739	(1.002)	155381	0.24700	0.24700
116	Anthracene	178	6.771	6.776	(1.008)	161441	0.25481	0.25481
119	Carbazole	167	6.878	6.878	(1.024)	145163	0.23957	0.23957
120	Di-n-Butylphthalate	149	7.081	7.087	(1.054)	177707	0.25524	0.25524
123	Fluoranthene	202	7.605	7.606	(1.132)	156251	0.24522	0.24522
124	Benzidine	184	7.680	7.675	(0.886)	73336	0.19962	0.19962
125	Pyrene	202	7.776	7.777	(0.897)	165409	0.25613	0.25613
131	Butylbenzylphthalate	149	8.188	8.189	(0.944)	75752	0.23886	0.23886
133	3,3'-Dimethoxybenzidine	244	8.584	8.584	(0.990)	27829	0.20774	0.20774
135	3,3'-Dichlorobenzidine	252	8.622	8.622	(0.994)	54255	0.23031	0.23030
136	Benzo(a)Anthracene	228	8.664	8.665	(0.999)	160357	0.24765	0.24765
137	Chrysene	228	8.691	8.697	(1.002)	154532	0.25671	0.25671
138	4,4'-Methylene bis(o-chloroan	231	8.616	8.611	(0.994)	26366	0.21640	0.21640

Compounds	QUANT SIG MASS	RT	EXP RT	REL RT	RESPONSE	CONCENTRATIONS ON-COLUMN (NG)	CONCENTRATIONS FINAL (NG)
139 bis(2-ethylhexyl)Phthalate	149	8.595	8.595	(0.991)	107915	0.23914	0.23914
140 Di-n-octylphthalate	149	9.114	9.114	(0.907)	162063	0.22632	0.22632
141 Benzo(b)fluoranthene	252	9.622	9.622	(0.957)	136101	0.22654	0.22654 (H)
142 Benzo(k)fluoranthene	252	9.648	9.654	(0.960)	166599	0.25094	0.25094
146 Benzo(a)pyrene	252	9.980	9.986	(0.993)	137100	0.23885	0.23885
149 Indeno(1,2,3-cd)pyrene	276	11.515	11.531	(1.146)	145789	0.22787	0.22787
150 Dibenz(a,h)anthracene	278	11.520	11.537	(1.146)	125874	0.23607	0.23607
151 Benzo(g,h,i)perylene	276	11.970	11.981	(1.191)	118829	0.22730	0.22730
198 1,4-Dioxane	88	1.690	1.690	(0.486)	22190	0.26291	0.26291
101 Diphenylamine	169	6.092	6.097	(0.907)	80275	0.24696	0.24696

QC Flag Legend

H - Operator selected an alternate compound hit.

Data File: \\cansvr11\dd\chem\MSS\a4hp7.i\00301t.b\7QMDLL2.D
Date : 01-MAR-2010 16:22
Client ID:
Sample Info: l2,00301a,b,8270C-625,1-827042d,sub,1,,2

Instrument: a4hp7.i

Operator: 001710
Column diameter: 0.32

Column phase: db5.625



North Canton

TestAmerica North Canton

Semivolatile REPORT SW-846 Method 8270

Data file : \\cansvr11\dd\chem\MSS\a4hp7.i\00301t.b\7QMDLL3.D
Lab Smp Id: l3
Inj Date : 01-MAR-2010 16:02
Operator : 001710 Inst ID: a4hp7.i
Smp Info : l3,00301a.b,8270C-625,1-827042d.sub,1,,3
Misc Info :
Comment :
Method : \\cansvr11\dd\chem\MSS\a4hp7.i\00301t.b\8270C-625.m
Meth Date : 02-Mar-2010 10:20 gruberj Quant Type: ISTD
Cal Date : 01-MAR-2010 20:53 Cal File: 7AL0301.D
Als bottle: 4 QC Sample: mrl
Dil Factor: 1.00000
Integrator: HP RTE Compound Sublist: qcmrl.sub
Target Version: 4.14
Processing Host: CANPMSSV01

Compounds	QUANT SIG MASS	RT	EXP RT	REL RT	RESPONSE	CONCENTRATIONS ON-COLUMN (NG)	FINAL (NG)
* 1 1,4-Dichlorobenzene-d4	152	3.476	3.471	(1.000)	329744	2.00000	
* 2 Naphthalene-d8	136	4.364	4.364	(1.000)	1350799	2.00000	
* 3 Acenaphthene-d10	164	5.632	5.632	(1.000)	696034	2.00000	
* 4 Phenanthrene-d10	188	6.718	6.717	(1.000)	1111400	2.00000	
* 5 Chrysene-d12	240	8.670	8.659	(1.000)	1266655	2.00000	
* 6 Perylene-d12	264	10.050	10.028	(1.000)	1163422	2.00000	
9 Pyridine	79	1.882	1.882	(0.542)	102617	0.48439	0.48439
10 N-Nitrosodimethylamine	74	1.845	1.850	(0.531)	60220	0.49266	0.49266
11 Ethyl methacrylate	69	2.086	2.086	(0.600)	90232	0.48782	0.48782
12 3-Chloropropionitrile	54	2.241	2.246	(0.645)	72200	0.50062	0.50062
13 Malononitrile	66	2.380	2.385	(0.685)	137230	0.50283	0.50283
209 Benzaldehyde	77	3.182	3.182	(0.915)	79204	0.47034	0.47034
21 Aniline	93	3.246	3.252	(0.934)	167243	0.49603	0.49602
22 Phenol	94	3.193	3.193	(0.918)	124561	0.46910	0.46910
23 bis(2-Chloroethyl)ether	93	3.268	3.268	(0.940)	112875	0.48161	0.48161
24 2-Chlorophenol	128	3.332	3.337	(0.958)	99451	0.47016	0.47016
26 1,3-Dichlorobenzene	146	3.439	3.439	(0.989)	107105	0.48655	0.48655
27 1,4-Dichlorobenzene	146	3.487	3.487	(1.003)	106528	0.49244	0.49244
28 1,2-Dichlorobenzene	146	3.594	3.594	(1.034)	100774	0.47897	0.47897
29 Benzyl Alcohol	108	3.546	3.546	(1.020)	64342	0.46302	0.46302
30 2-Methylphenol	108	3.605	3.610	(1.037)	81763	0.44342	0.44342
31 bis(2-Chloroisopropyl)ether	45	3.631	3.631	(1.045)	186617	0.50340	0.50340
37 Acetophenone	105	3.733	3.738	(1.074)	141363	0.48249	0.48249
32 N-Nitroso-di-n-propylamine	70	3.722	3.728	(1.071)	77840	0.48348	0.48348
192 4-Methylphenol	108	3.706	3.712	(1.066)	71664	0.49618	0.49618
34 Hexachloroethane	117	3.835	3.835	(1.103)	41432	0.48147	0.48147
35 Nitrobenzene	77	3.861	3.861	(0.885)	109206	0.49056	0.49056
41 Isophorone	82	4.017	4.022	(0.920)	197983	0.47717	0.47717
42 2-Nitrophenol	139	4.086	4.086	(0.936)	49936	0.45111	0.45111
43 2,4-Dimethylphenol	107	4.086	4.086	(0.936)	71804	0.48903	0.48903
44 bis(2-Chloroethoxy)methane	93	4.150	4.150	(0.951)	116583	0.47355	0.47355
46 2,4-Toluenediamene	121	5.188	5.188	(1.189)	52734	0.57863	0.57863
47 1,3,5-Trichlorobenzene	180	4.097	4.097	(0.939)	83120	0.48027	0.48027

	Compounds	QUANT SIG MASS	RT	EXP RT	REL RT	RESPONSE	CONCENTRATIONS ON-COLUMN (NG)	CONCENTRATIONS FINAL (NG)
48	2,4-Dichlorophenol	162	4.263	4.252	(0.977)	40052	0.51149	0.51149
49	Benzoic Acid	122	4.118	4.177	(0.944)	30796	1.26081	1.2608(QM)
50	1,2,4-Trichlorobenzene	180	4.316	4.321	(0.989)	83661	0.49416	0.49416
51	Naphthalene	128	4.380	4.380	(1.004)	304200	0.50643	0.50642
52	4-Chloroaniline	127	4.402	4.402	(1.009)	103712	0.46697	0.46697
56	Hexachlorobutadiene	225	4.461	4.461	(1.022)	41925	0.47656	0.47656
210	Caprolactam	113	4.626	4.658	(1.060)	28952	0.42214	0.42214
57	1,2,3-Trichlorobenzene	180	4.482	4.482	(1.027)	73214	0.46651	0.46651
59	4-Chloro-3-Methylphenol	107	4.733	4.728	(1.085)	75109	0.43235	0.43235
62	2-Methylnaphthalene	142	4.872	4.872	(1.116)	153166	0.47158	0.47158
63	1-Methylnaphthalene	142	4.947	4.947	(1.134)	180287	0.47478	0.47478
64	Hexachlorocyclopentadiene	237	4.990	4.990	(0.886)	44266	0.44908	0.44908
66	2,4,6-Trichlorophenol	196	5.070	5.070	(0.900)	43613	0.43665	0.43664
67	2,4,5-Trichlorophenol	196	5.108	5.097	(0.907)	49312	0.44051	0.44051
211	1,1'-Biphenyl	154	5.204	5.204	(0.924)	231945	0.48042	0.48042
68	1,2,3,5-Tetrachlorobenzene	216	4.985	4.985	(0.885)	77547	0.48842	0.48842
70	2-Chloronaphthalene	162	5.225	5.231	(0.928)	167879	0.48130	0.48130
73	2-Nitroaniline	65	5.284	5.290	(0.938)	57700	0.47430	0.47430
74	1,2,3,4-Tetrachlorobenzene	216	5.204	5.204	(0.924)	70524	0.49043	0.49043
76	Dimethylphthalate	163	5.397	5.402	(0.958)	197031	0.48589	0.48589
78	2,6-Dinitrotoluene	165	5.450	5.450	(0.968)	40956	0.43608	0.43608
79	Acenaphthylene	152	5.536	5.536	(0.983)	283735	0.49190	0.49190
80	1,2-Dinitrobenzene	168	5.498	5.498	(0.976)	20118	0.43391	0.43391
81	3-Nitroaniline	138	5.584	5.584	(0.991)	50591	0.46375	0.46375
82	Acenaphthene	153	5.659	5.659	(1.005)	186551	0.48783	0.48783
83	2,4-Dinitrophenol	184	5.664	5.659	(1.006)	41963	1.17921	1.1792(Q)
85	4-Nitrophenol	109	5.723	5.685	(1.016)	20496	0.58332	0.58332(QM)
86	Dibenzofuran	168	5.782	5.782	(1.027)	248013	0.49495	0.49494
87	2,4-Dinitrotoluene	165	5.744	5.750	(1.020)	58672	0.45394	0.45394
91	2,3,5,6-Tetrachlorophenol	232	5.835	5.835	(1.036)	45117	0.47403	0.47403
93	Diethylphthalate	149	5.905	5.905	(1.048)	208971	0.49270	0.49270
94	Fluorene	166	6.028	6.033	(1.070)	215849	0.50105	0.50105
95	4-Chlorophenyl-phenylether	204	6.012	6.012	(1.067)	92109	0.48352	0.48352
96	4-Nitroaniline	138	6.033	6.028	(1.071)	46773	0.41661	0.41661
98	4,6-Dinitro-2-methylphenol	198	6.049	6.049	(0.900)	27759	0.34128	0.34128
99	N-Nitrosodiphenylamine	169	6.092	6.097	(0.907)	152151	0.49041	0.49041
100	1,2-Diphenylhydrazine	77	6.129	6.129	(0.912)	237139	0.51043	0.51043
106	4-Bromophenyl-phenylether	248	6.370	6.370	(0.948)	51966	0.47424	0.47424
107	Hexachlorobenzene	284	6.440	6.440	(0.959)	51290	0.48285	0.48285
212	Atrazine	200	6.456	6.461	(0.961)	35471	0.50676	0.50676
111	Pentachlorophenol	266	6.579	6.573	(0.979)	60150	1.08668	1.0867
115	Phenanthrene	178	6.734	6.739	(1.002)	302002	0.50298	0.50298
116	Anthracene	178	6.771	6.776	(1.008)	310678	0.51375	0.51374
119	Carbazole	167	6.878	6.878	(1.024)	282889	0.48914	0.48914
120	Di-n-Butylphthalate	149	7.087	7.087	(1.055)	345914	0.52053	0.52053
123	Fluoranthene	202	7.606	7.606	(1.132)	297989	0.48997	0.48997
124	Benzidine	184	7.680	7.675	(0.886)	158690	0.44733	0.44733
125	Pyrene	202	7.777	7.777	(0.897)	324209	0.51989	0.51989
131	Butylbenzylphthalate	149	8.189	8.189	(0.944)	149145	0.48702	0.48702
133	3,3'-Dimethoxybenzidine	244	8.584	8.584	(0.990)	59881	0.46291	0.46291
135	3,3'-Dichlorobenzidine	252	8.622	8.622	(0.994)	106423	0.46783	0.46783
136	Benzo(a)Anthracene	228	8.665	8.665	(0.999)	310761	0.49701	0.49701
137	Chrysene	228	8.691	8.697	(1.002)	296247	0.50963	0.50963
138	4,4'-Methylene bis(o-chloroan	231	8.611	8.611	(0.993)	54897	0.46661	0.46660

Compounds	QUANT SIG MASS	RT	EXP RT	REL RT	RESPONSE	CONCENTRATIONS ON-COLUMN (NG)	CONCENTRATIONS FINAL (NG)
139 bis(2-ethylhexyl)Phthalate	149	8.595	8.595	(0.991)	218889	0.50232	0.50232
140 Di-n-octylphthalate	149	9.114	9.114	(0.907)	333443	0.47729	0.47729
141 Benzo(b)fluoranthene	252	9.617	9.622	(0.957)	272892	0.46558	0.46558 (H)
142 Benzo(k)fluoranthene	252	9.643	9.654	(0.960)	318335	0.49148	0.49148
146 Benzo(a)pyrene	252	9.986	9.986	(0.994)	262194	0.46821	0.46821
149 Indeno(1,2,3-cd)pyrene	276	11.515	11.531	(1.146)	300283	0.48108	0.48108
150 Dibenz(a,h)anthracene	278	11.521	11.537	(1.146)	240220	0.46179	0.46179
151 Benzo(g,h,i)perylene	276	11.965	11.981	(1.191)	236772	0.46422	0.46422
198 1,4-Dioxane	88	1.690	1.690	(0.486)	39269	0.49263	0.49263
101 Diphenylamine	169	6.092	6.097	(0.907)	152151	0.49041	0.49041

QC Flag Legend

Q - Qualifier signal failed the ratio test.
M - Compound response manually integrated.
H - Operator selected an alternate compound hit.

Data File: \\cansvr11\dd\chem\HSS\a4hp7.i\003013.b\7QHDLL3.D
Date : 01-MAR-2010 16:02
Client ID:
Sample Info: 13,003013.b,8270C-625,1-827042d,sub,1,,3
Column phase: db5.625
Instrument: a4hp7.i
Operator: 001710
Column diameter: 0.32
Page 1
Y (x10^6)
Min
-Pyridine+
-Ethyl methacrylate
-3-Chloropropionitrile
-Malononitrile
-Benzaldehyde+
-Aniline+
-2-Chlorophenol
-1,4-Dichlorobenzene-d4+
-1,2-Dichlorobenzene+
-Acetophenone+
-Hexachloroethane+
-Isophorone
-2-Nitrophenol+
-2,4-Dichlorophenol
-Hexachlorobutadiene+
Naphthalene-d8+
-Caprolactam
-4-Chloro-3-Methylphenol
-2-Methylnaphthalene
-1-Methylnaphthalene+
-2,4,6-Trichlorophenol+
-2,4-Toluenediamene+
-2-Nitroaniline
-Dimethylphthalate
-Acenaphthylene
-Dibenzofuran+
Acenaphthene-d10+
-Diethylphthalate
-Fluorene+
-N-Nitrosodiphenylamine+
-4-Bromophenyl-phenylether
-Hexachlorobenzene+
-Pentachlorophenol
-Anthracene
-Carbazole
Phenanthrene-d10+
-Di-n-Butylphthalate
-Fluoranthene
-Benzidine
-Pyrene
-Butylbenzylphthalate
-3,3'-Dimethoxybenzidine+
Chrysene-d12+
-Di-n-octylphthalate
-Benzo(k)fluoranthene+
-Benzo(a)pyrene
-Perylene-d12
-Indeno(1,2,3-cd)pyrene+
-Benzo(g,h,i)perylene
\\cansvr11\dd\chem\HSS\a4hp7.i\003013.b\7QHDLL3.D

Data File Name: 7QMDLL3.D
Inj. Date and Time: 01-MAR-2010 16:02
Instrument ID: a4hp7.i
Client ID:
Compound Name: Benzoic Acid
CAS #: 65-85-0
Report Date: 03/03/2010

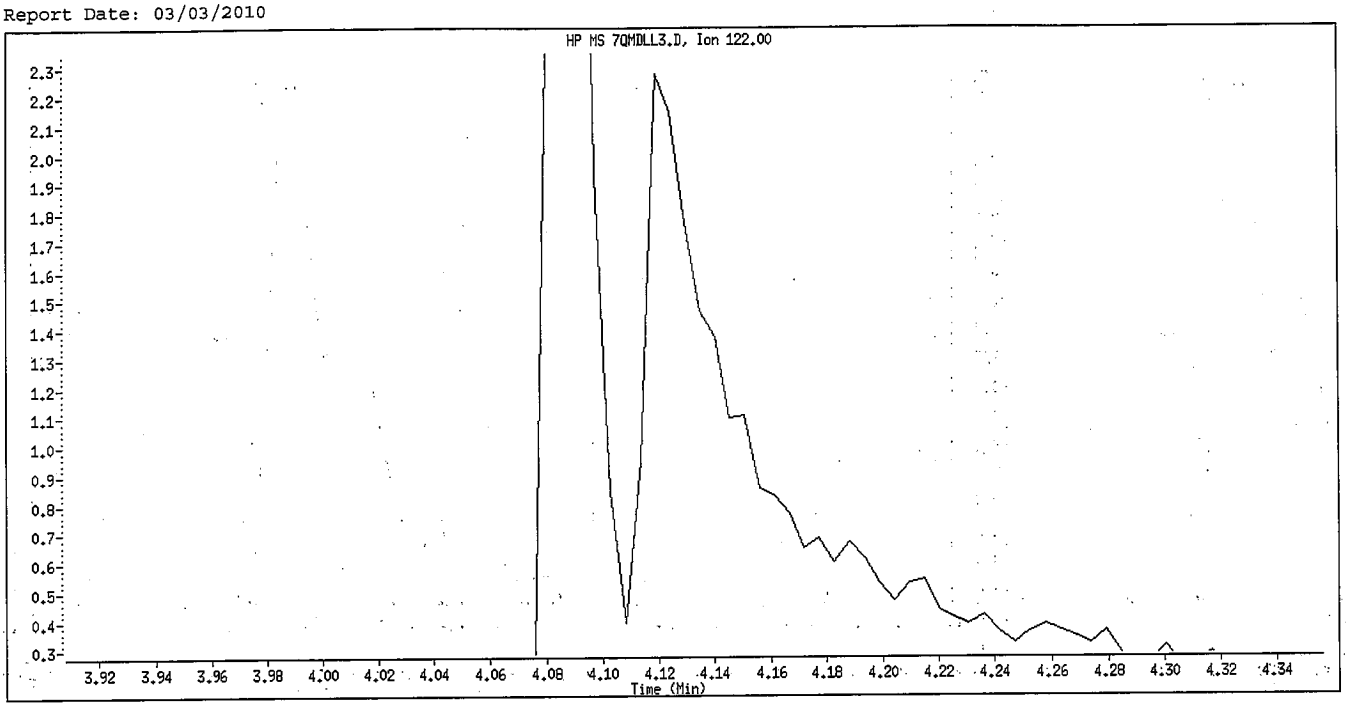

Original Integration

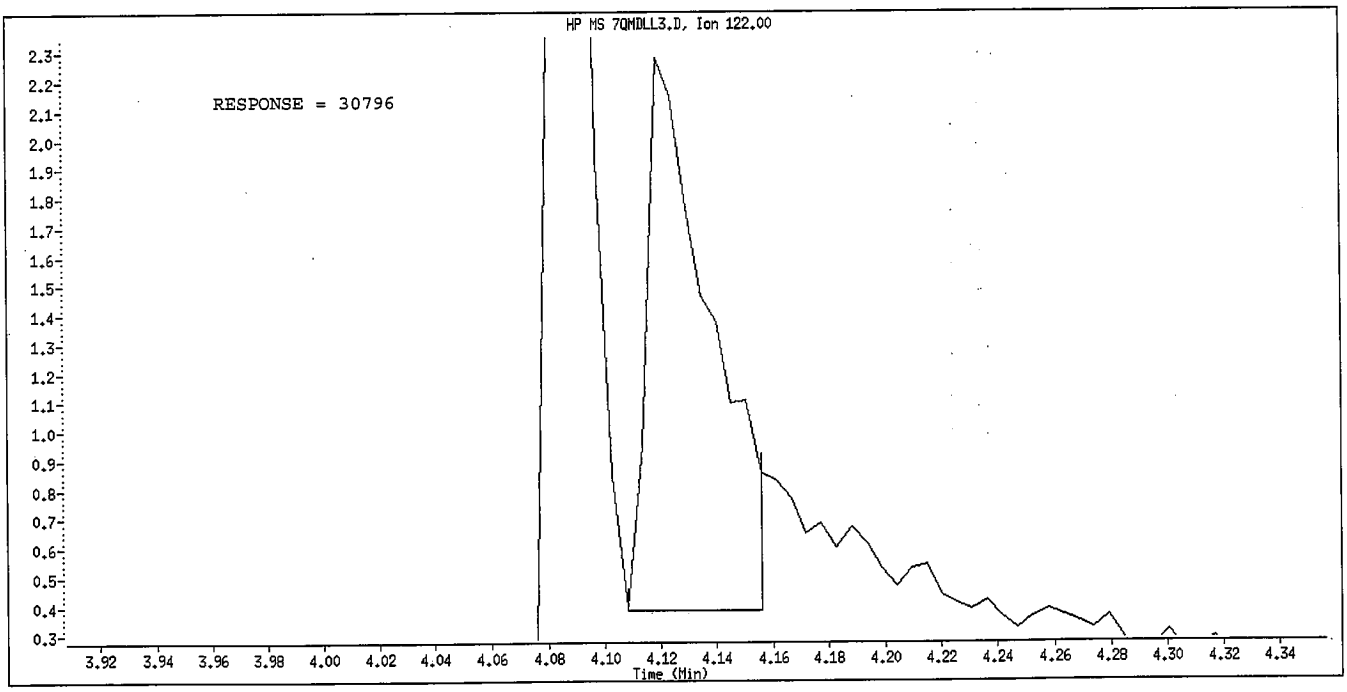

Manual Integration

Manually Integrated By: GruberJ
Manual Integration Reason: Peak not found

Data File Name: 7QMDLL3.D
Inj. Date and Time: 01-MAR-2010 16:02
Instrument ID: a4hp7.i
Client ID:
Compound Name: 4-Nitrophenol
CAS #: 100-02-7
Report Date: 03/03/2010

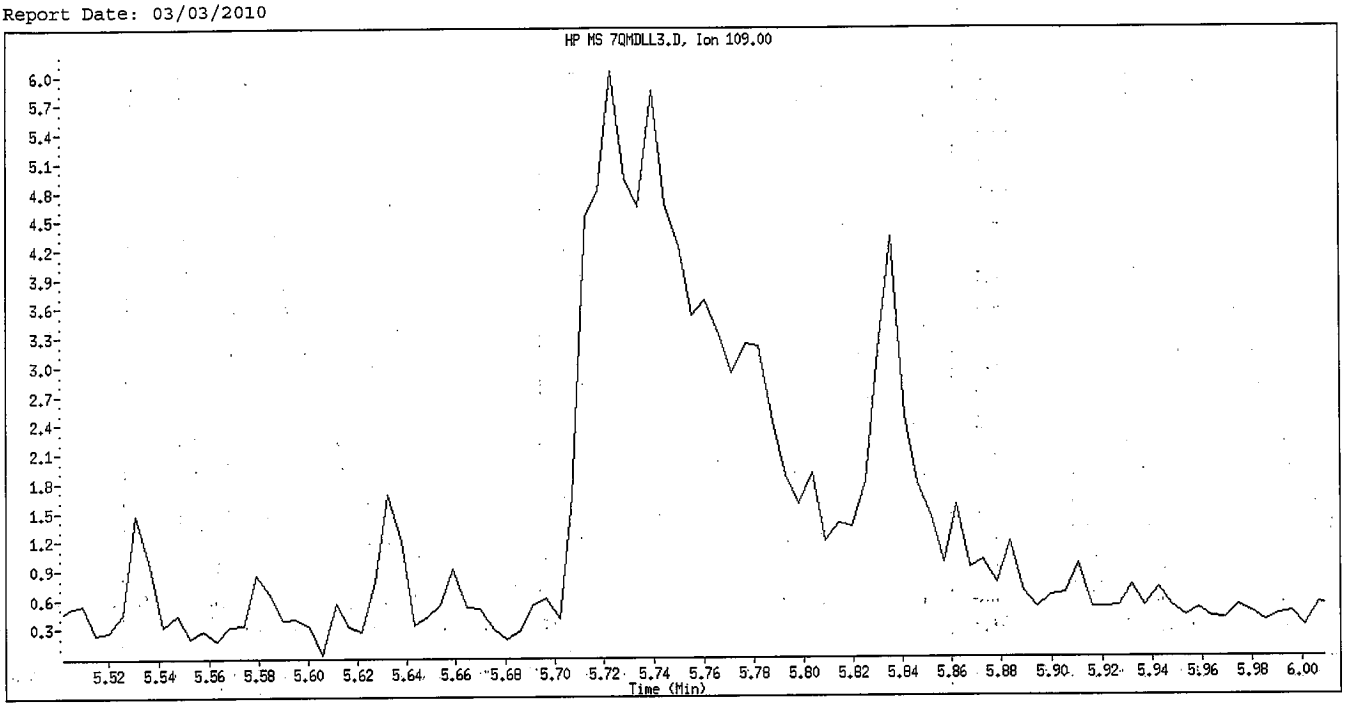

Original Integration

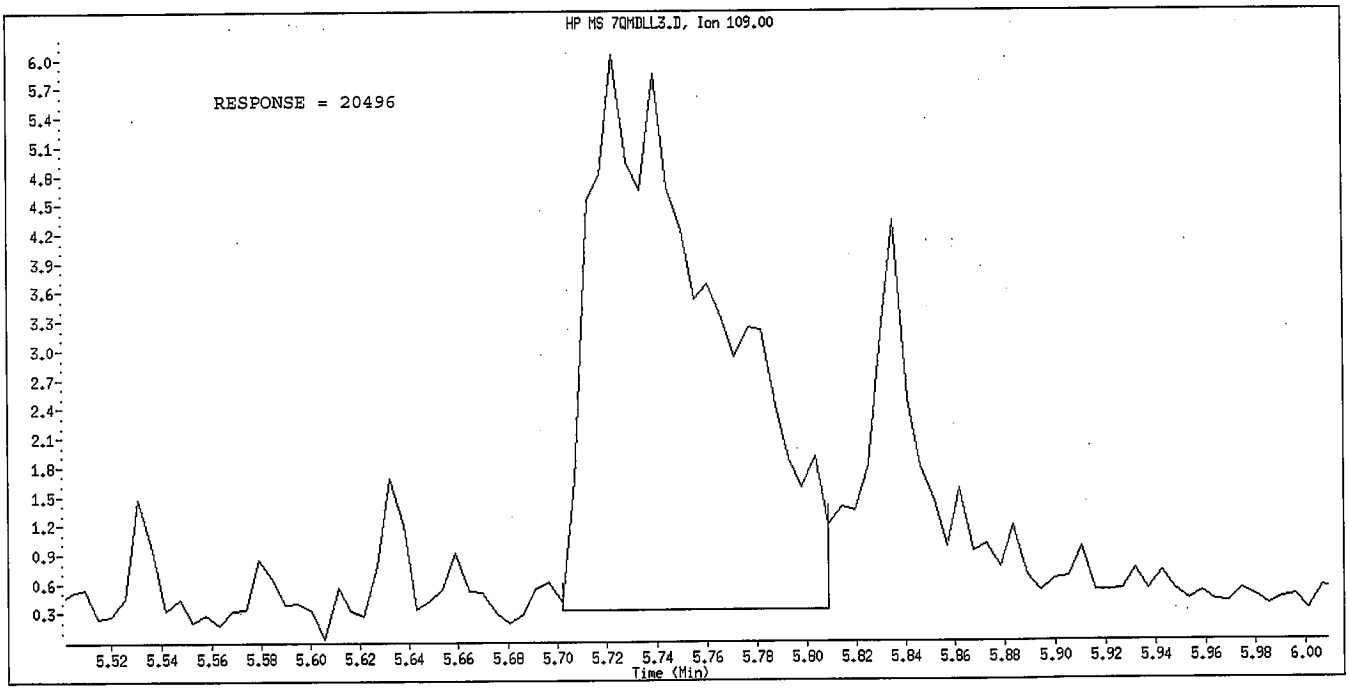

Manual Integration

Manually Integrated By: GruberJ
Manual Integration Reason: Peak not found

TestAmerica
THE LEADER IN ENVIRONMENTAL TESTING

RAW QC DATA

Data File: \\CANSVR11\dd\chem\MSS\a4ag2.i\00305A.b\2DF0305.D

Date : 05-MAR-2010 11:49

Client ID:

Instrument: a4ag2.i

Sample Info: 2DF0305,00305A,b,DFTPP390,M

Operator: 046900

Column phase:

Column diameter: 2.00

1 dftpp

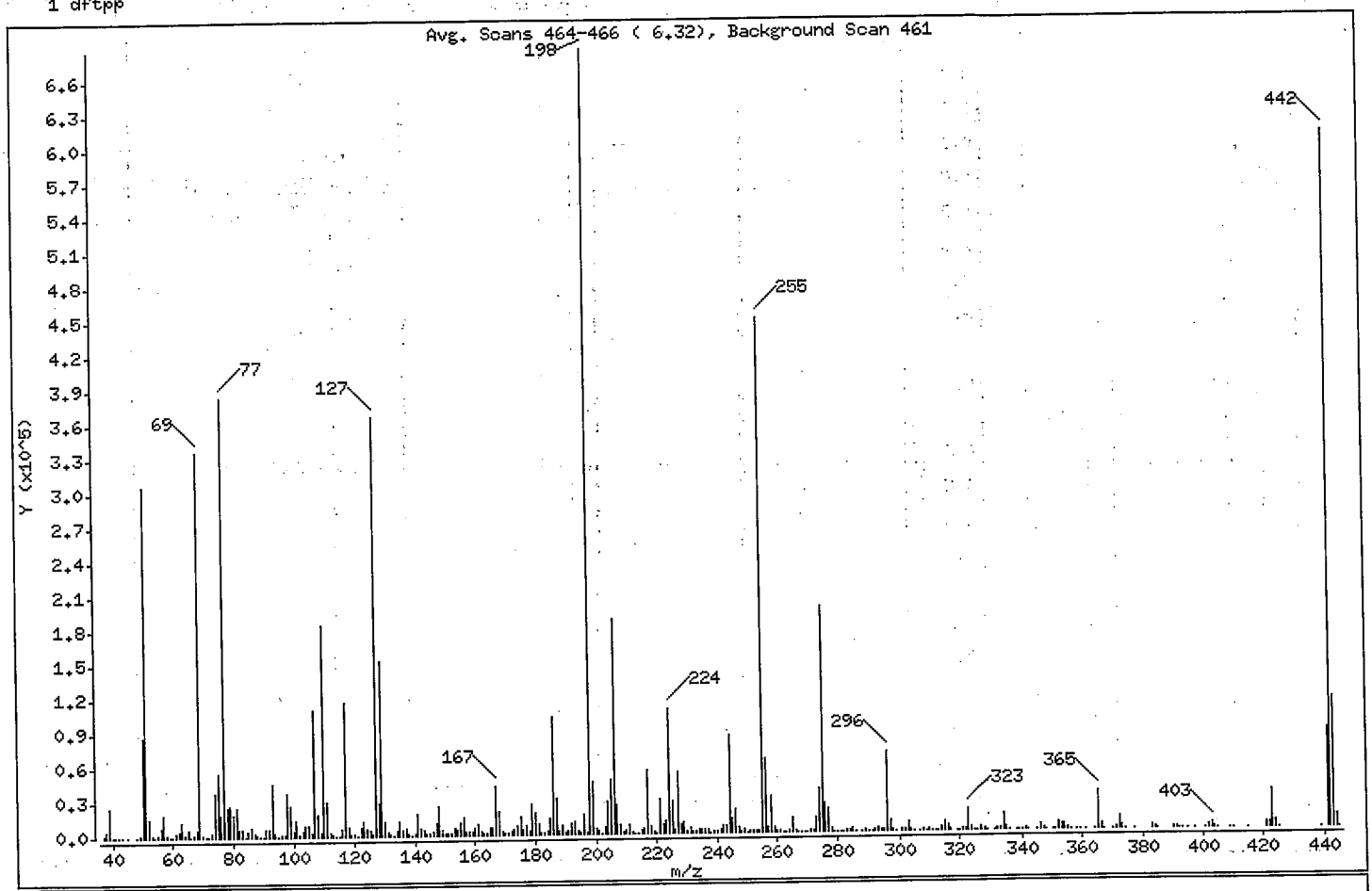

m/e	ION ABUNDANCE CRITERIA	% RELATIVE ABUNDANCE
198	Base Peak, 100% relative abundance	100.00
51	30.00 - 80.00% of mass 198	44.50
68	Less than 2.00% of mass 69	0.83 (1.70)
69	Mass 69 relative abundance	48.91
70	Less than 2.00% of mass 69	0.28 (0.57)
127	25.00 - 75.00% of mass 198	53.27
197	Less than 1.00% of mass 198	0.21
199	5.00 - 9.00% of mass 198	6.57
275	10.00 - 30.00% of mass 198	28.65
365	Greater than 0.75% of mass 198	4.80
441	Present, but less than mass 443	12.71
442	40.00 - 110.00% of mass 198	88.67
443	15.00 - 24.00% of mass 442	16.63 (18.75)

Data File: \\CANSVR11\dd\chem\MSS\a4ag2.i\00305A.b\2DF0305.D

Date : 05-MAR-2010 11:49

Client ID:

Instrument: a4ag2.i

Sample Info: 2DF0305,00305A.b,DFTPP390.M

Operator: 046900

Column phase:

Column diameter: 2.00

Data File: 2DF0305.D

Spectrum: Avg. Scans 464-466 (6.32), Background Scan 461

Location of Maximum: 198.00

Number of points: 349

m/z	Y	m/z	Y	m/z	Y	m/z	Y
37.00	1543	128.00	28728	216.00	5210	307.00	137
38.00	4059	129.00	153088	217.00	54920	308.00	893
39.00	25760	130.00	13066	218.00	6630	309.00	614
40.00	659	131.00	2658	219.00	827	310.00	808
41.00	504	132.00	1970	220.00	613	311.00	282
42.00	168	133.00	618	221.00	29920	312.00	189
43.00	199	134.00	4569	222.00	7354	313.00	629
45.00	285	135.00	12284	223.00	11606	314.00	2881
48.00	38	136.00	5473	224.00	108832	315.00	7772
49.00	2154	137.00	5959	225.00	28432	316.00	3974
50.00	87056	138.00	1367	226.00	2912	317.00	882
51.00	305792	139.00	677	227.00	53368	319.00	63
52.00	15616	140.00	2269	228.00	7175	320.00	387
53.00	924	141.00	19664	229.00	10008	321.00	1847
54.00	225	142.00	6502	230.00	1319	322.00	1095
55.00	1005	143.00	4470	231.00	4247	323.00	18608
56.00	8522	144.00	1713	232.00	889	324.00	3880
57.00	19320	145.00	952	233.00	1081	325.00	463
58.00	820	146.00	3673	234.00	3210	326.00	493
59.00	334	147.00	11343	235.00	3416	327.00	3831
60.00	325	148.00	25120	236.00	2949	328.00	1938
61.00	3572	149.00	5046	237.00	3806	329.00	344
62.00	4761	150.00	1219	238.00	563	331.00	180
63.00	12171	151.00	2359	239.00	1601	332.00	1578
64.00	1731	152.00	1510	240.00	1464	333.00	2002
65.00	6398	153.00	6721	241.00	3015	334.00	13446
66.00	286	154.00	5011	242.00	6497	335.00	3598
67.00	1203	155.00	11090	243.00	5931	336.00	471
68.00	5718	156.00	15826	244.00	84832	338.00	64
69.00	336128	157.00	3774	245.00	11870	339.00	531
70.00	1914	158.00	3879	246.00	20288	340.00	593
71.00	65	159.00	3205	247.00	3973	341.00	2042
72.00	186	160.00	6070	248.00	818	342.00	617
73.00	2648	161.00	8779	249.00	2979	345.00	51
74.00	37424	162.00	2558	250.00	564	346.00	4601

Data File: \\CANSVR11\dd\chem\MSS\a4ag2.i\00305A.b\2DF0305.D

Date : 05-MAR-2010 11:49

Client ID:

Instrument: a4ag2.i

Sample Info: 2DF0305,00305A.b,DFTPP390.M

Operator: 046900

Column phase:

Column diameter: 2.00

Data File: 2DF0305.D

Spectrum: Avg. Scans 464-466 (6.32), Background Scan 461

Location of Maximum: 198.00

Number of points: 349

m/z	Y	m/z	Y	m/z	Y	m/z	Y
75.00	55624	163.00	902	251.00	833	347.00	795
76.00	19592	164.00	942	252.00	1045	348.00	132
77.00	383296	165.00	7066	253.00	1918	350.00	117
78.00	25824	166.00	5715	254.00	922	351.00	147
79.00	27408	167.00	43080	255.00	450880	352.00	6632
80.00	19448	168.00	19912	256.00	64488	353.00	4379
81.00	26008	169.00	3291	257.00	4835	354.00	5270
82.00	6647	170.00	1442	258.00	31080	355.00	1182
83.00	6452	171.00	1774	259.00	4922	356.00	157
84.00	617	172.00	3385	260.00	1009	358.00	183
85.00	4122	173.00	5100	261.00	941	359.00	564
86.00	7613	174.00	8089	262.00	70	361.00	126
87.00	3835	175.00	15115	263.00	292	364.00	108
88.00	1306	176.00	4682	264.00	821	365.00	32968
89.00	454	177.00	7598	265.00	12809	366.00	4489
90.00	174	178.00	2606	266.00	1758	367.00	424
91.00	5942	179.00	27496	267.00	236	370.00	568
92.00	6644	180.00	19624	268.00	398	371.00	1600
93.00	46448	181.00	9728	269.00	142	372.00	10629
94.00	3200	182.00	1688	270.00	546	373.00	2699
95.00	782	183.00	904	271.00	1051	374.00	354
96.00	1853	184.00	2519	272.00	1401	377.00	218
97.00	865	185.00	13996	273.00	13129	383.00	2663
98.00	37320	186.00	103240	274.00	37632	384.00	838
99.00	26448	187.00	31656	275.00	196864	385.00	203
100.00	5279	188.00	3312	276.00	25704	390.00	1441
101.00	14144	189.00	7830	277.00	20208	391.00	820
102.00	1086	190.00	1703	278.00	3822	392.00	661
103.00	4099	191.00	3610	279.00	788	393.00	105
104.00	8755	192.00	9439	280.00	265	395.00	124
105.00	8786	193.00	10610	281.00	228	397.00	117
106.00	2575	194.00	2741	282.00	434	401.00	671
107.00	111272	195.00	896	283.00	2096	402.00	3685
108.00	18184	196.00	17672	284.00	1599	403.00	5429
109.00	3613	197.00	1416	285.00	3827	404.00	2271

Data File: \\CANSVR11\dd\chem\MSS\a4ag2.i\00305A.b\2DF0305.D

Date : 05-MAR-2010 11:49

Client ID:

Instrument: a4ag2.i

Sample Info: 2DF0305,00305A.b,DFTPP390.M

Operator: 046900

Column phase:

Column diameter: 2.00

Data File: 2DF0305.D

Spectrum: Avg. Scans 464-466 (6.32), Background Scan 461

Location of Maximum: 198.00

Number of points: 349

m/z	Y	m/z	Y	m/z	Y	m/z	Y
110.00	184896	198.00	687168	286.00	505	405.00	114
111.00	30560	199.00	45176	288.00	296	409.00	52
112.00	3678	200.00	4009	289.00	846	410.00	357
113.00	1305	201.00	2940	290.00	736	415.00	101
114.00	404	202.00	494	291.00	556	421.00	4360
115.00	151	203.00	6434	292.00	903	422.00	4358
116.00	6342	204.00	27896	293.00	3883	423.00	32776
117.00	116664	205.00	47552	294.00	1329	424.00	6291
118.00	7754	206.00	187456	295.00	1719	425.00	626
119.00	987	207.00	24704	296.00	69296	439.00	83
120.00	1566	208.00	7275	297.00	9699	441.00	87320
121.00	636	209.00	1904	298.00	809	442.00	609344
122.00	7695	210.00	3627	299.00	78	443.00	114256
123.00	12663	211.00	7708	301.00	879	444.00	11240
124.00	5563	212.00	1739	302.00	1152	445.00	330
125.00	4525	213.00	710	303.00	7500		
126.00	832	214.00	273	304.00	2175		
127.00	366080	215.00	2639	305.00	302		

Data File: \\cansvr11\dd\chem\MSS\a4ag2.i\00303d.b\2DF0305T.D

Date : 05-MAR-2010 11:49

Client ID:

Instrument: a4ag2.i

Sample Info: 2DF0305,00305A.b,DFTPP390.M

Volume Injected (uL): 1.0

Operator: 046900

Column phase:

Column diameter: 2.00

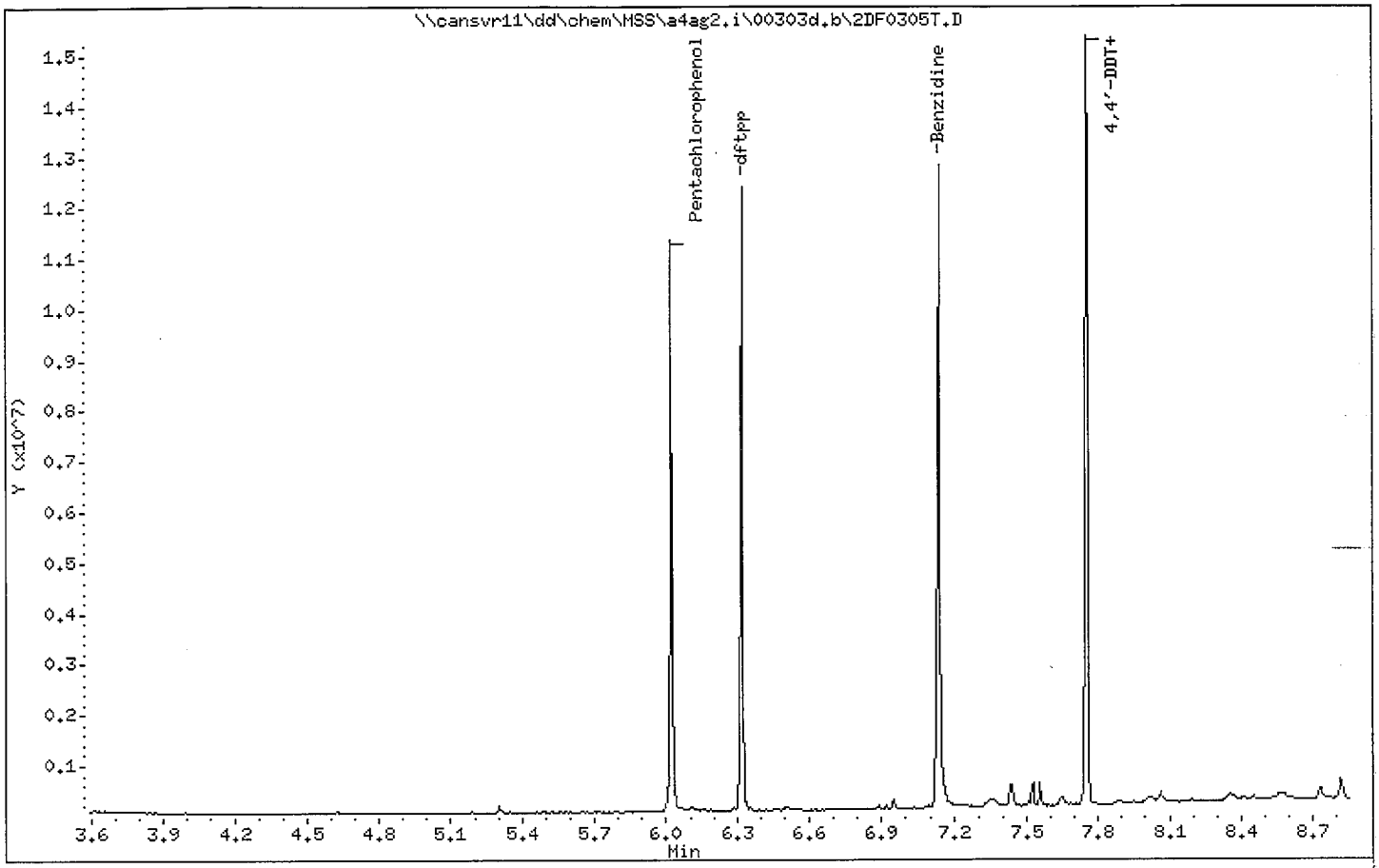

Data File: 2DF0305T.D
Inj Date: 05-MAR-2010 11:49
Instrument ID: a4ag2.i
Compound Name: Pentachlorophenol
Operator Name: 046900
Report Date: 03/05/2010

TAILING FACTOR

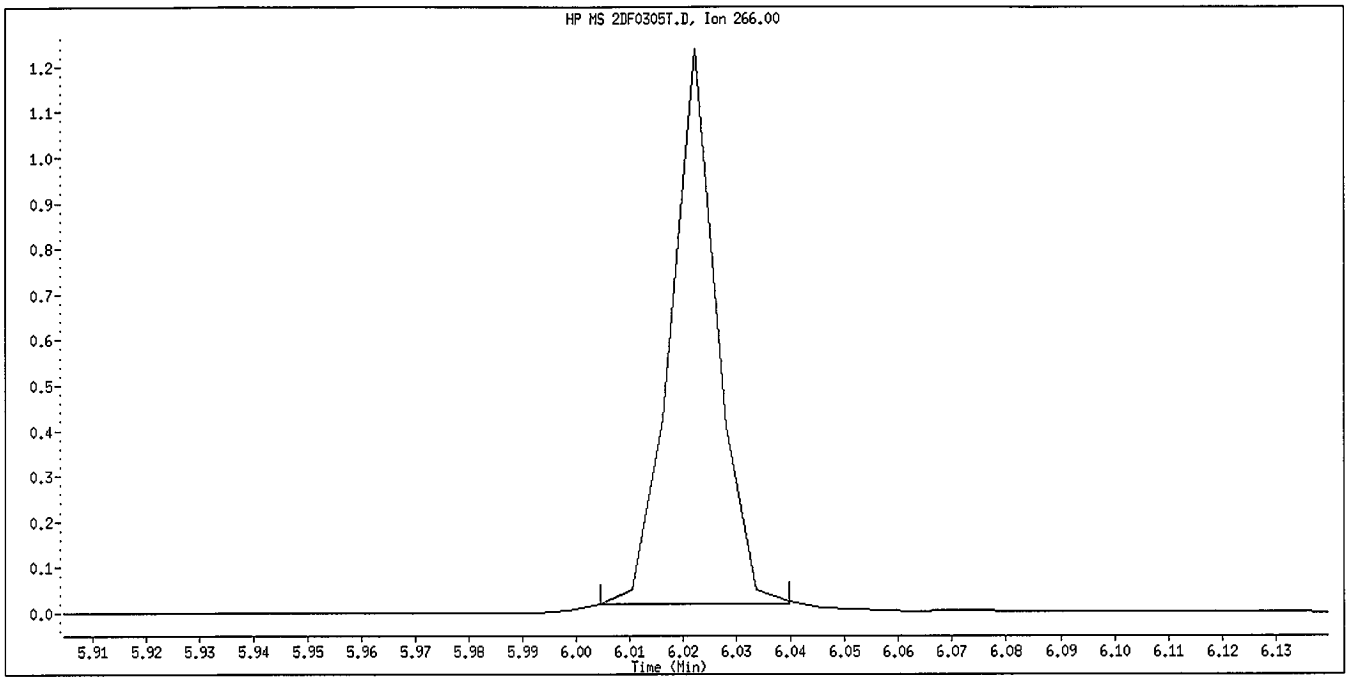

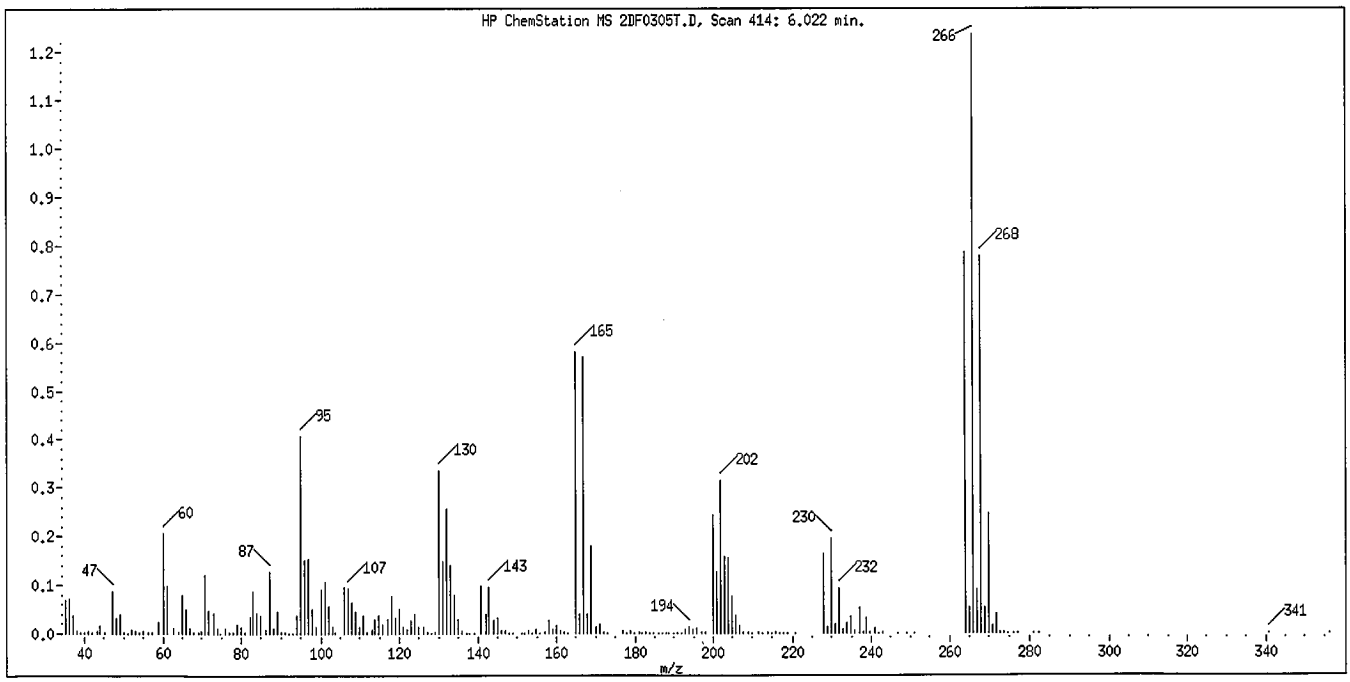

Tailing Factor = 0.995 Good
Acceptance Criteria 0 - 5
Tailing Factor = (T3 - T2) / (T2 - T1)
T1 = 6.011768 T2 = 6.0221 T3 = 6.032385

Data File: 2DF0305T.D
Inj Date: 05-MAR-2010 11:49
Instrument ID: a4ag2.i
Compound Name: Benzidine
Operator Name: 046900
Report Date: 03/05/2010

TAILING FACTOR

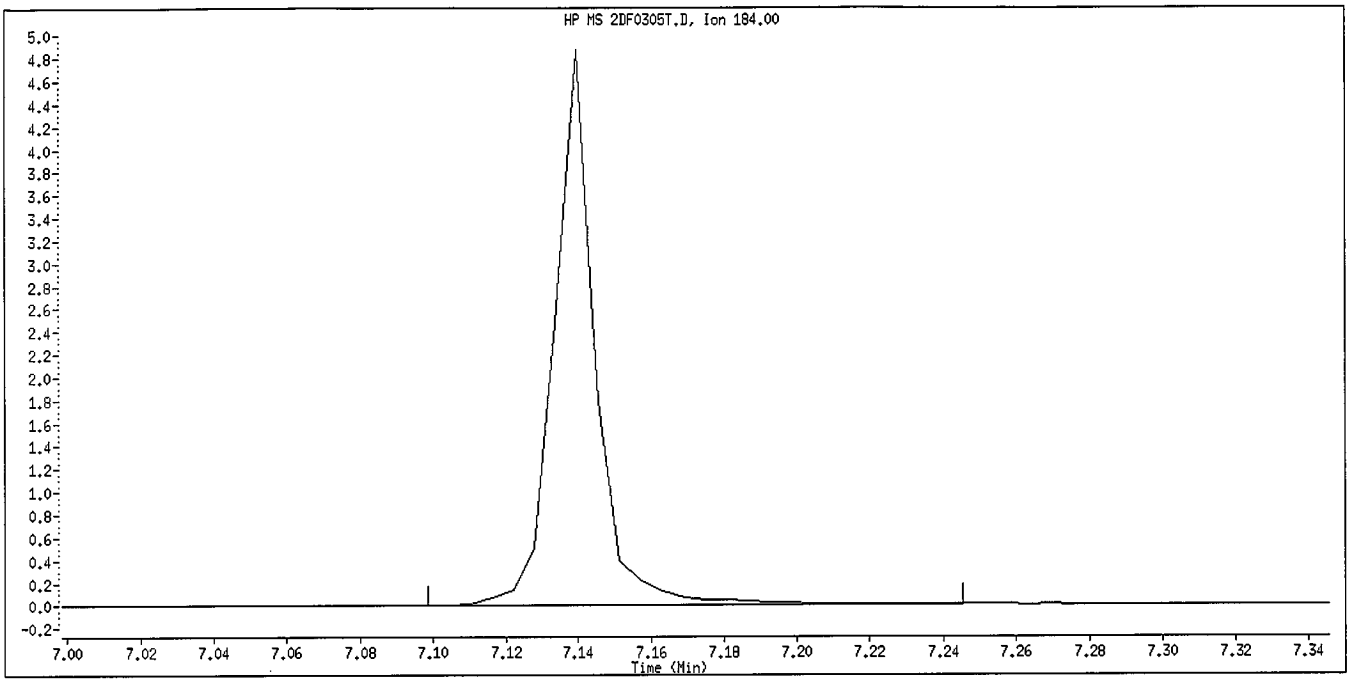

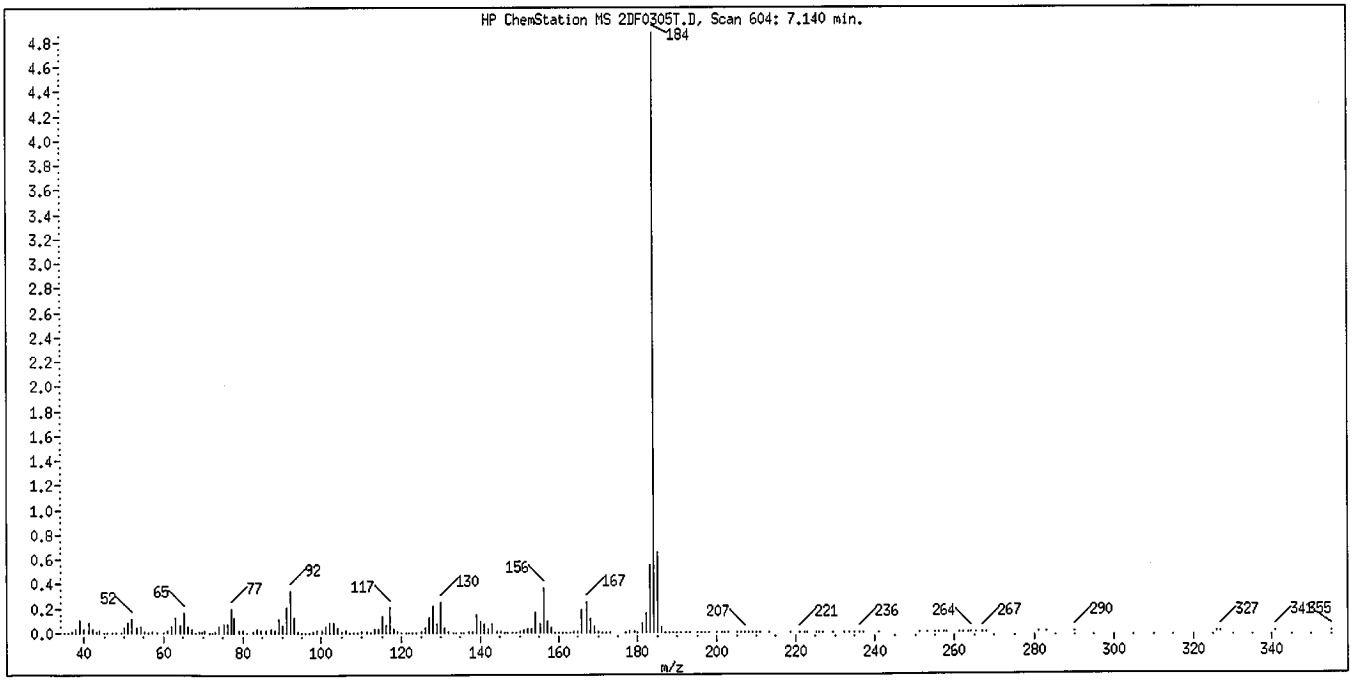

Tailing Factor = 0.94 Good
Acceptance Criteria 0 - 3
Tailing Factor = (T3 - T2) / (T2 - T1)
T1 = 7.127586 T2 = 7.139667 T3 = 7.151024

Data File: 2DF0305T.D
Inj Date: 05-MAR-2010 11:49
Instrument ID: a4ag2.i
Compound Name: 4,4'-DDT
Operator Name: 046900
Report Date: 03/05/2010

DEGRADATION REPORT

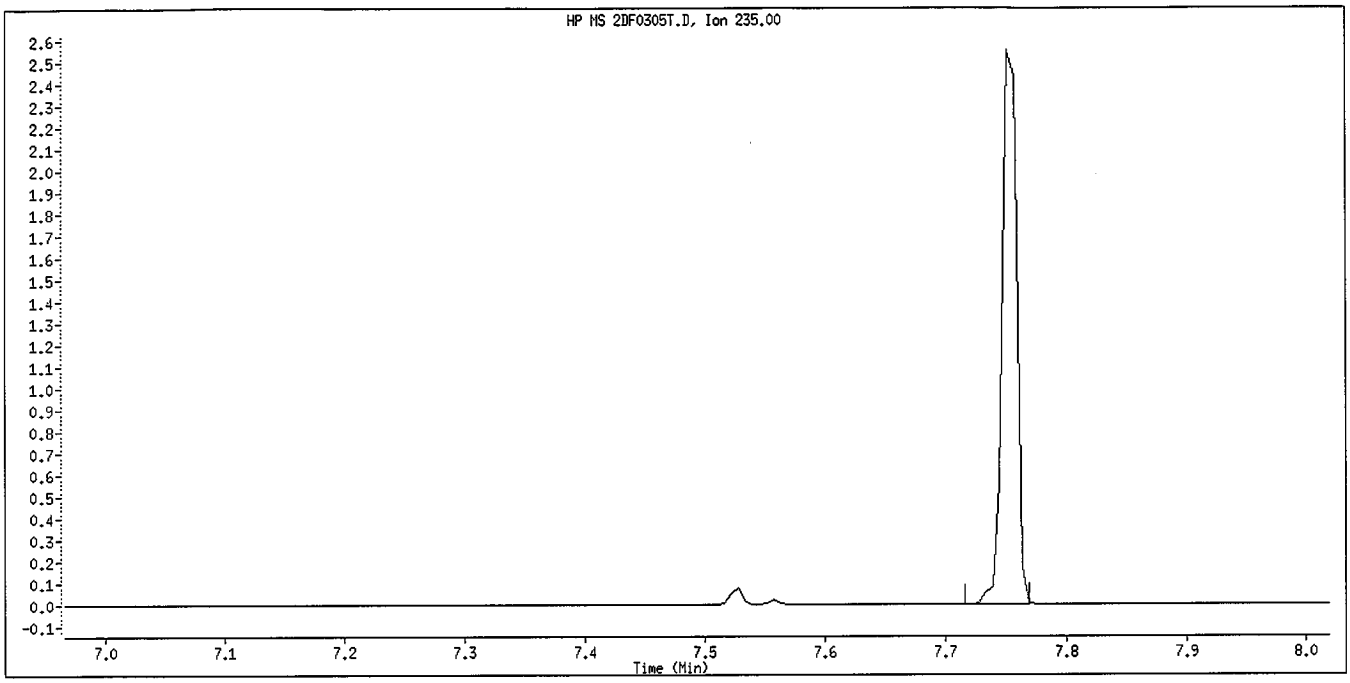

Degradation = 2.43% Good
Acceptance Criteria 0 - 20 %
DDT Area = 2068116
DDE Area = 51509
DDD Area = 0

Data File: \\CANSVR11\dd\chem\MSS\a4ag2.i\00309A.b\2DF0309.D

Date : 09-MAR-2010 08:11

Client ID:

Instrument: a4ag2.i

Sample Info: 2DF0309,00309A.b,DFTPP390.M

Operator: 046900

Column phase:

Column diameter: 2.00

1 dftpp

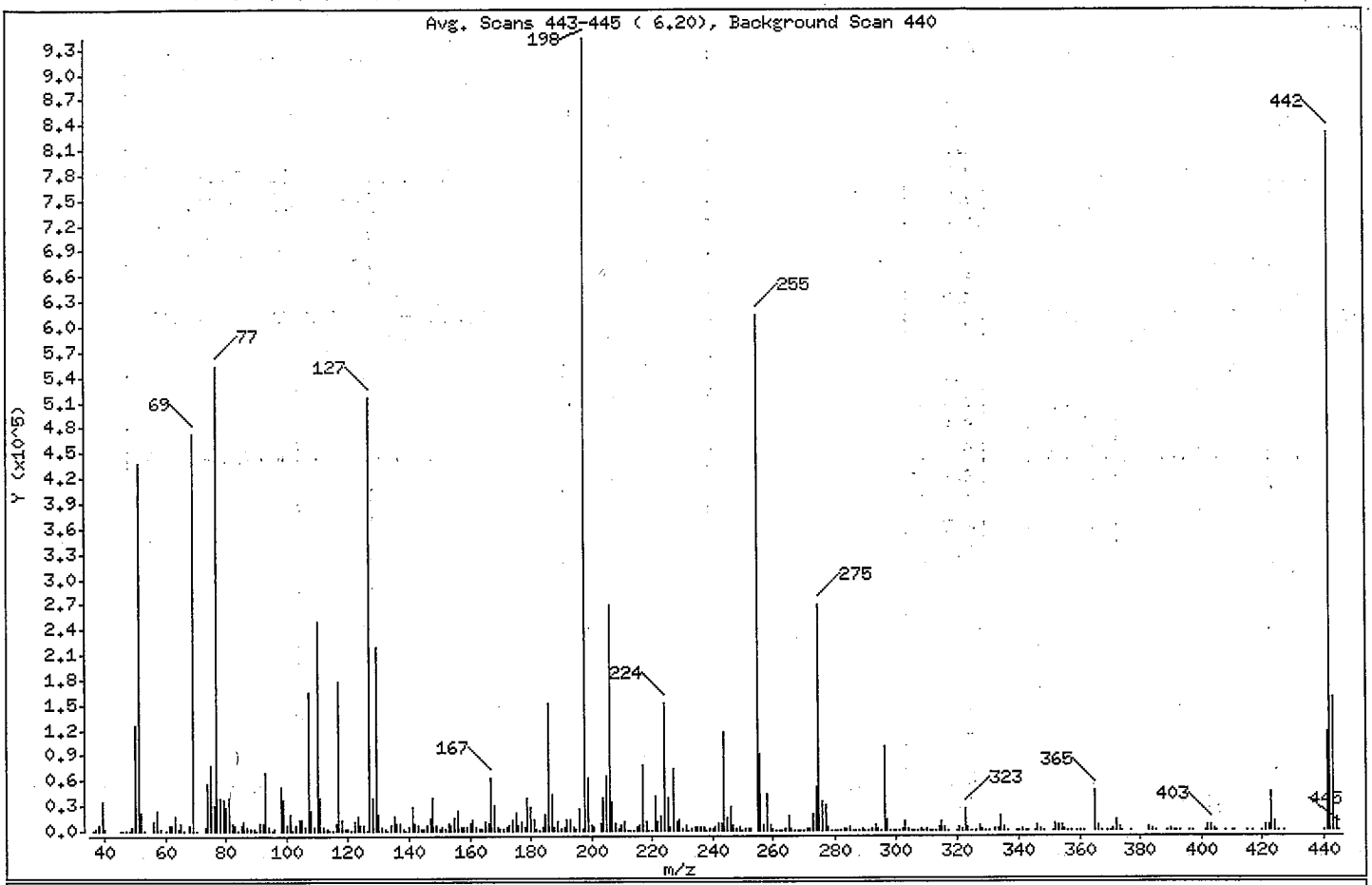

m/e	ION ABUNDANCE CRITERIA	% RELATIVE ABUNDANCE
198	Base Peak, 100% relative abundance	100.00
51	30.00 - 80.00% of mass 198	46.46
68	Less than 2.00% of mass 69	0.76 (1.52)
69	Mass 69 relative abundance	50.04
70	Less than 2.00% of mass 69	0.10 (0.20)
127	25.00 - 75.00% of mass 198	54.66
197	Less than 1.00% of mass 198	0.26
199	5.00 - 9.00% of mass 198	6.67
275	10.00 - 30.00% of mass 198	28.40
365	Greater than 0.75% of mass 198	5.16
441	Present, but less than mass 443	12.37
442	40.00 - 110.00% of mass 198	88.15
443	15.00 - 24.00% of mass 442	16.71 (18.95)

Data File: \\CANSVR11\dd\chem\MSS\a4ag2.i\00309A.b\2DF0309.D

Date : 09-MAR-2010 08:11

Client ID:

Instrument: a4ag2.i

Sample Info: 2DF0309,00309A.b,DFTPP390.M

Operator: 046900

Column phase:

Column diameter: 2.00

Data File: 2DF0309.D

Spectrum: Avg. Scans 443-445 (6.20), Background Scan 440

Location of Maximum: 198.00

Number of points: 347

m/z	Y	m/z	Y	m/z	Y	m/z	Y
36.00	237	134.00	6505	222.00	9908	310.00	1173
37.00	2516	135.00	18232	223.00	16536	311.00	203
38.00	6827	136.00	7688	224.00	151872	312.00	520
39.00	35584	137.00	8897	225.00	39224	313.00	833
40.00	1266	138.00	2208	226.00	4338	314.00	4524
45.00	731	139.00	1056	227.00	74320	315.00	11535
46.00	173	140.00	3358	228.00	10678	316.00	4838
47.00	72	141.00	27896	229.00	13663	317.00	810
48.00	383	142.00	9727	230.00	2056	320.00	466
49.00	3526	143.00	6211	231.00	5770	321.00	3258
50.00	124976	144.00	1938	232.00	765	322.00	1237
51.00	437760	145.00	2032	233.00	1411	323.00	26536
52.00	22672	146.00	5838	234.00	4407	324.00	4805
53.00	750	147.00	14331	235.00	4459	325.00	730
56.00	10619	148.00	38032	236.00	3694	326.00	856
57.00	23352	149.00	7061	237.00	4495	327.00	5861
58.00	1228	150.00	1959	238.00	1059	328.00	3013
60.00	118	151.00	3707	239.00	2801	329.00	393
61.00	5695	152.00	1789	240.00	1457	330.00	79
62.00	7120	153.00	9037	241.00	4290	332.00	2588
63.00	17920	154.00	6583	242.00	8967	333.00	2969
64.00	2939	155.00	15838	243.00	9120	334.00	18312
65.00	8419	156.00	23432	244.00	116424	335.00	4374
66.00	422	157.00	4128	245.00	15748	336.00	383
68.00	7172	158.00	5179	246.00	27144	339.00	861
69.00	471552	159.00	3809	247.00	5514	340.00	436
70.00	960	160.00	9401	248.00	1468	341.00	2604
73.00	3430	161.00	13441	249.00	4222	342.00	904
74.00	55600	162.00	3810	250.00	648	343.00	58
75.00	77344	163.00	1490	251.00	1155	345.00	197
76.00	30240	164.00	1184	252.00	1220	346.00	6888
77.00	552640	165.00	10989	253.00	3042	347.00	1359
78.00	37928	166.00	8548	255.00	613440	348.00	139
79.00	37368	167.00	62640	256.00	90960	351.00	713
80.00	27832	168.00	30008	257.00	6726	352.00	7944

Date : 09-MAR-2010 08:11

Client ID:

Instrument: a4ag2.i

Sample Info: 2DF0309,00309A.b,DFTPP390.M

Operator: 046900

Column phase:

Column diameter: 2.00

Data File: 2DF0309.D
Spectrum: Avg. Scans 443-445 (6.20), Background Scan 440
Location of Maximum: 198.00
Number of points: 347

m/z	Y	m/z	Y	m/z	Y	m/z	Y
81.00	39960	169.00	4613	258.00	43816	353.00	5936
82.00	7868	170.00	1855	259.00	7262	354.00	7359
83.00	5800	171.00	2309	260.00	1315	355.00	1787
84.00	325	172.00	4995	261.00	782	356.00	141
85.00	6005	173.00	6794	262.00	212	357.00	137
86.00	10756	174.00	12679	263.00	610	359.00	586
87.00	4740	175.00	21688	264.00	1236	360.00	207
88.00	1670	176.00	5431	265.00	16696	361.00	331
89.00	1298	177.00	10241	266.00	2281	365.00	48632
90.00	235	178.00	3661	267.00	185	366.00	6335
91.00	8260	179.00	39824	268.00	80	367.00	403
92.00	9400	180.00	28528	269.00	76	369.00	52
93.00	69560	181.00	13824	270.00	864	370.00	1015
94.00	4037	182.00	2145	271.00	1246	371.00	2340
95.00	1059	183.00	971	272.00	1848	372.00	13536
96.00	1978	184.00	3426	273.00	20008	373.00	3535
98.00	52640	185.00	20056	274.00	51440	374.00	488
99.00	37456	186.00	151424	275.00	267648	377.00	309
100.00	5693	187.00	43184	276.00	35720	383.00	3891
101.00	19800	188.00	4150	277.00	30240	384.00	1262
102.00	976	189.00	10259	278.00	3930	385.00	360
103.00	6111	190.00	2042	279.00	814	389.00	68
104.00	13397	191.00	4744	280.00	31	390.00	2235
105.00	12183	192.00	13910	281.00	497	391.00	1020
106.00	4205	193.00	13873	282.00	777	392.00	1054
107.00	165120	194.00	3516	283.00	3200	393.00	131
108.00	24224	195.00	1563	284.00	2425	396.00	66
109.00	4680	196.00	26360	285.00	4913	397.00	334
110.00	249920	197.00	2426	286.00	911	401.00	847
111.00	39280	198.00	942272	287.00	287	402.00	5571
112.00	4491	199.00	62896	288.00	412	403.00	7508
113.00	1417	200.00	5476	289.00	1355	404.00	2420
114.00	254	201.00	4474	290.00	905	405.00	442
115.00	992	203.00	8844	291.00	353	408.00	185
116.00	9367	204.00	38512	292.00	1397	410.00	381

Date : 09-MAR-2010 08:11

Client ID:

Instrument: a4ag2.i

Sample Info: 2DF0309,00309A.b,DFTPP390.M

Operator: 046900

Column phase:

Column diameter: 2.00

Data File: 2DF0309.D
Spectrum: Avg. Scans 443-445 (6.20), Background Scan 440
Location of Maximum: 198.00
Number of points: 347

m/z	Y	m/z	Y	m/z	Y	m/z	Y
117.00	178560	205.00	64104	293.00	5834	411.00	57
118.00	12161	206.00	267968	294.00	1506	415.00	263
119.00	1258	207.00	33896	295.00	593	417.00	53
120.00	1328	208.00	9470	296.00	98840	420.00	53
121.00	245	209.00	2960	297.00	12679	421.00	6297
122.00	10944	210.00	5953	298.00	966	422.00	5783
123.00	16936	211.00	11829	299.00	144	423.00	44808
124.00	7440	212.00	605	300.00	64	424.00	9956
125.00	6443	213.00	874	301.00	1043	425.00	845
126.00	623	214.00	472	302.00	1657	427.00	103
127.00	515072	215.00	3286	303.00	9807	440.00	435
128.00	38208	216.00	6336	304.00	2249	441.00	116552
129.00	219776	217.00	77016	305.00	403	442.00	830656
130.00	19384	218.00	10196	306.00	50	443.00	157440
131.00	3260	219.00	950	307.00	136	444.00	15194
132.00	1720	220.00	488	308.00	1311	445.00	797
133.00	1035	221.00	41288	309.00	592		

Date : 09-MAR-2010 08:11

Client ID: Instrument: a4ag2.i

Sample Info: 2DF0309,00309A.b,DFTPP390.M

Volume Injected (uL): 1.0 Operator: 046900

Column phase: Column diameter: 2.00

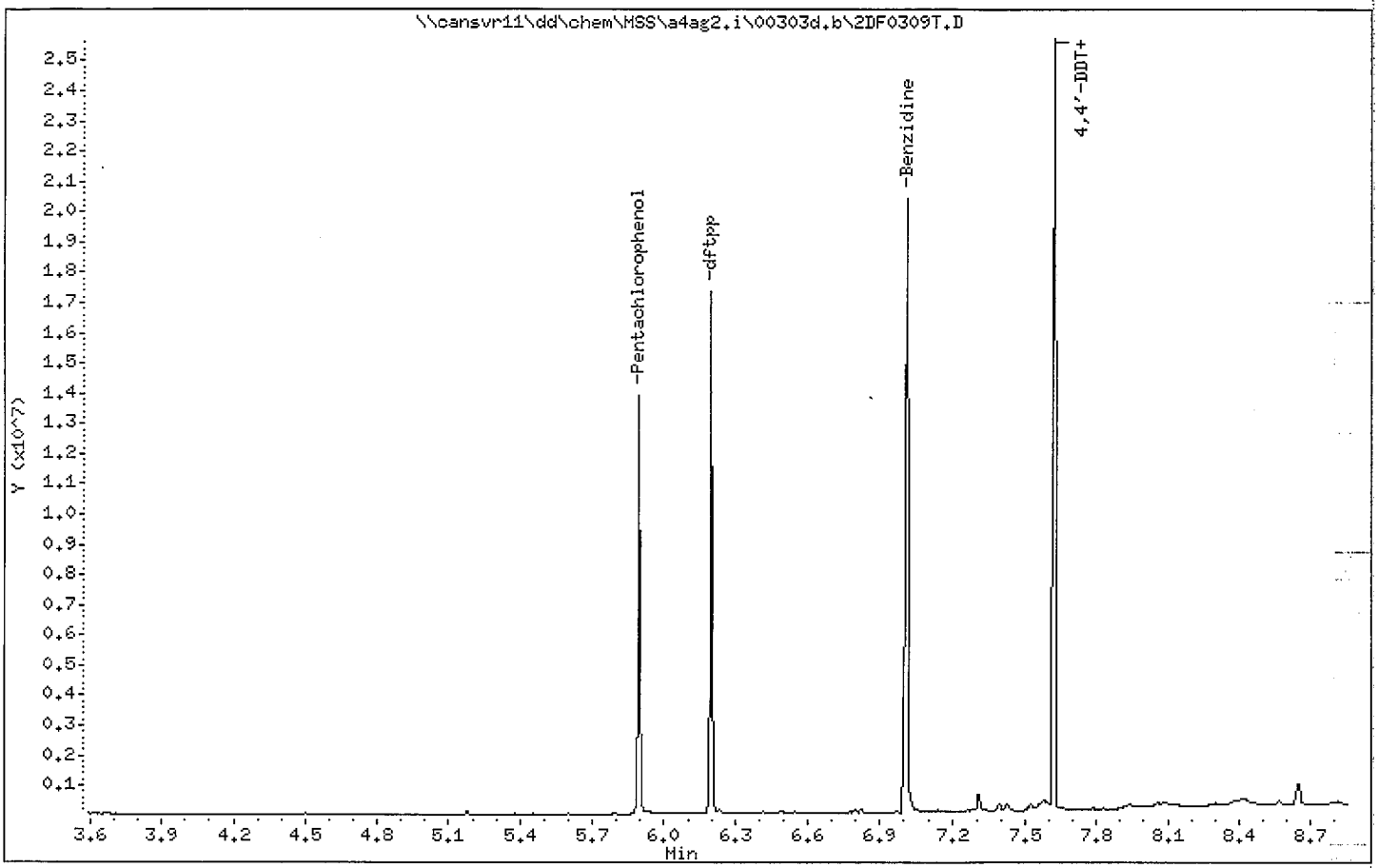

Data File: 2DF0309T.D
Inj Date: 09-MAR-2010 08:11
Instrument ID: a4ag2.i
Compound Name: Pentachlorophenol
Operator Name: 046900
Report Date: 03/09/2010

TAILING FACTOR

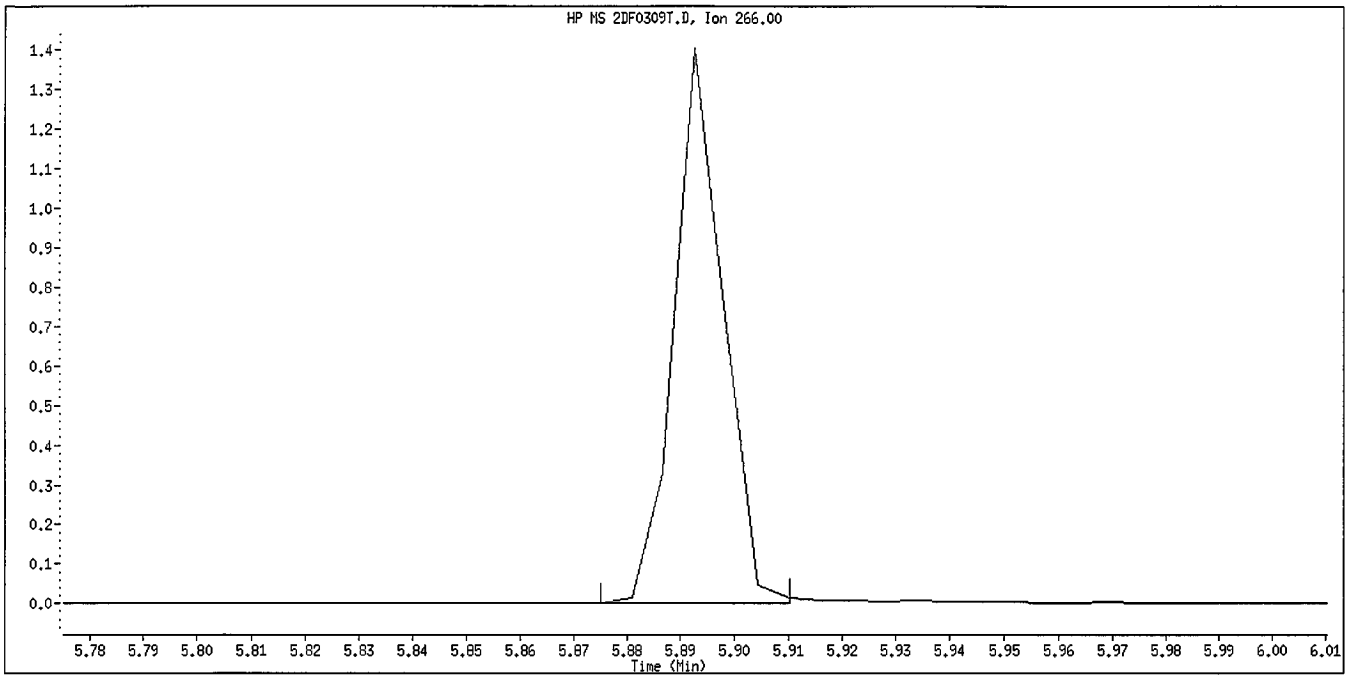

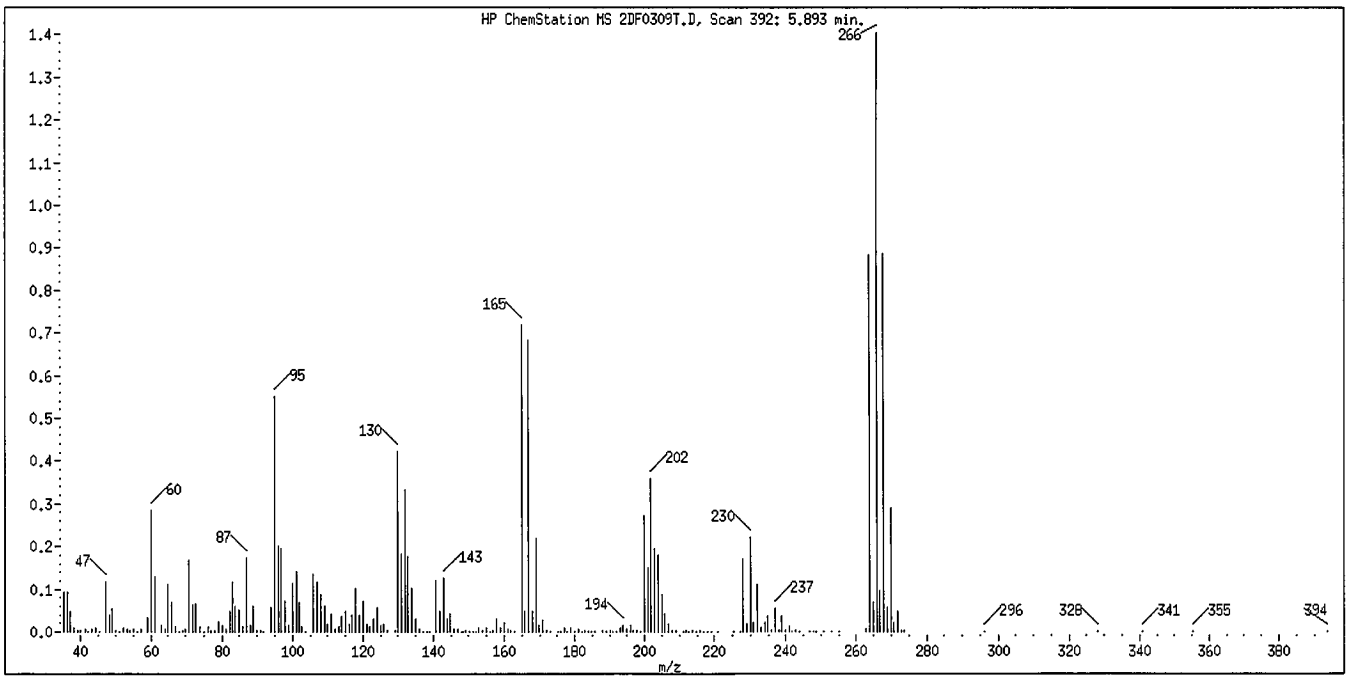

Tailing Factor = 1.16 Good
Acceptance Criteria 0 - 5
Tailing Factor = (T3 - T2) / (T2 - T1)
T1 = 5.883263 T2 = 5.8927 T3 = 5.903618

Data File: 2DF0309T.D
Inj Date: 09-MAR-2010 08:11
Instrument ID: a4ag2.i
Compound Name: Benzidine
Operator Name: 046900
Report Date: 03/09/2010

TAILING FACTOR

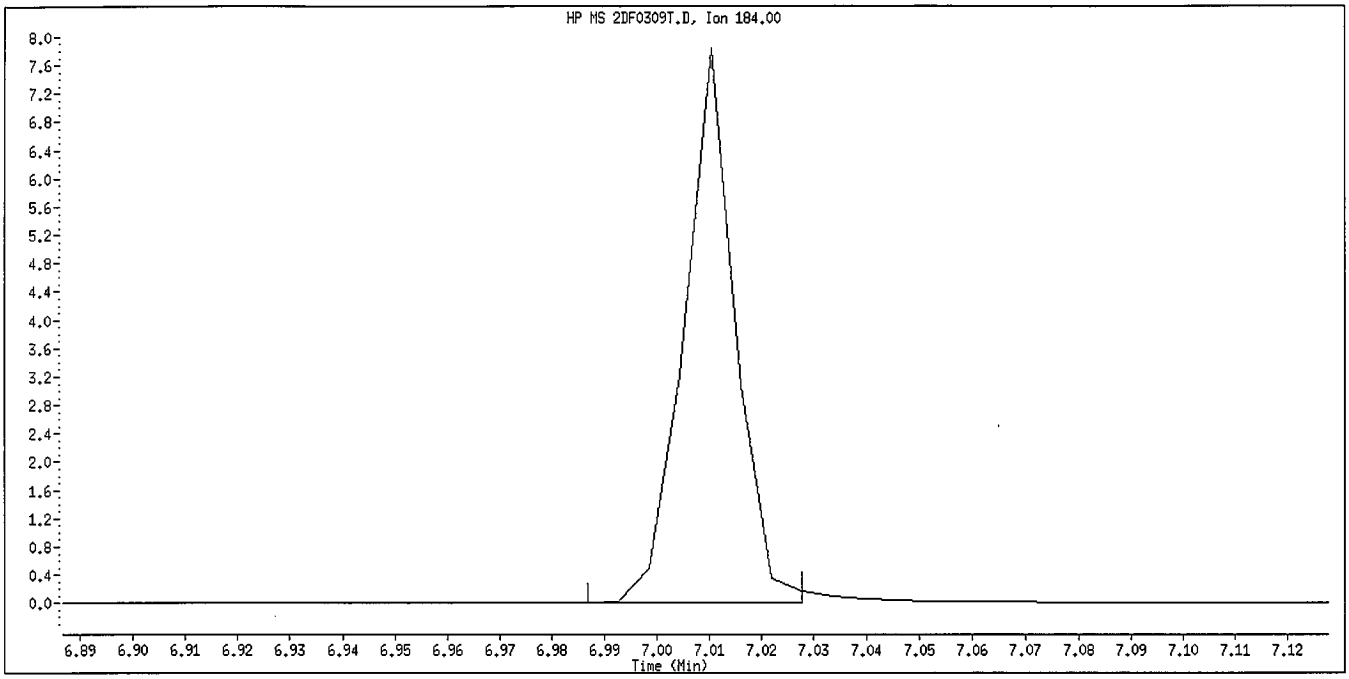

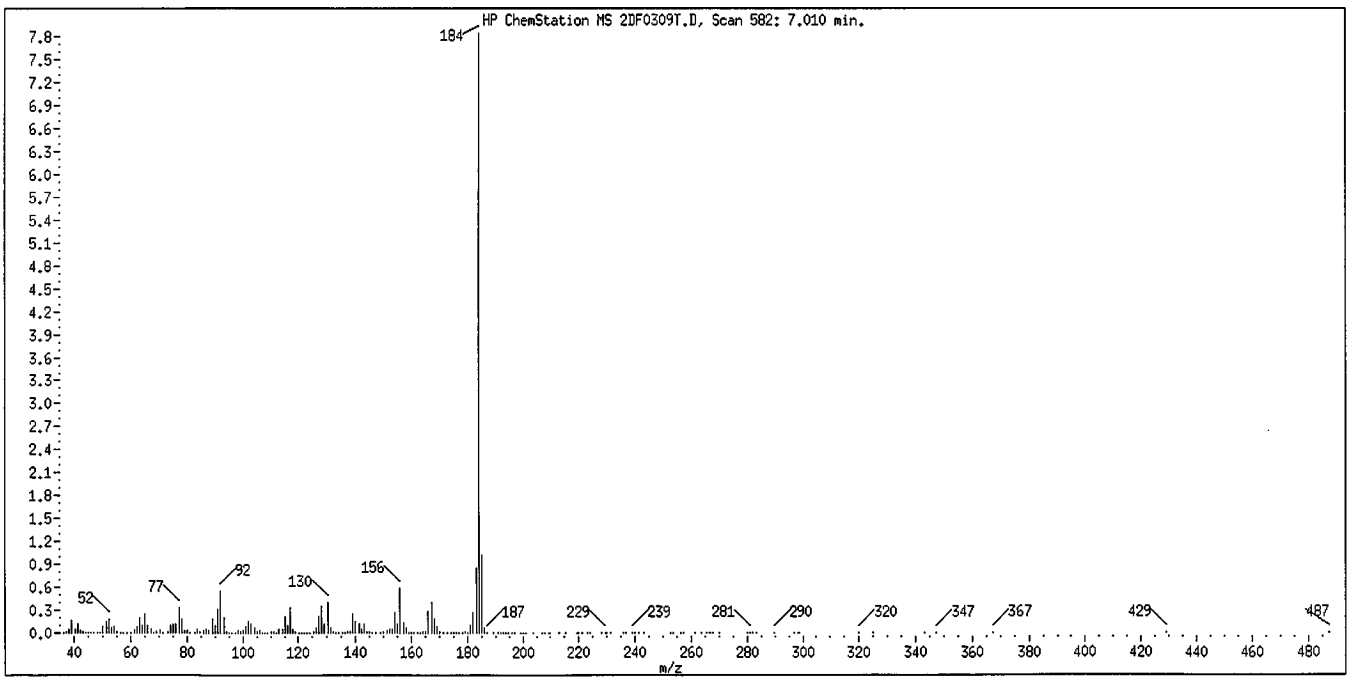

Tailing Factor = 0.972 Good
Acceptance Criteria 0 - 3
Tailing Factor = (T3 - T2) / (T2 - T1)
T1 = 6.999138 T2 = 7.010267 T3 = 7.021083

Data File: 2DF0309T.D
Inj Date: 09-MAR-2010 08:11
Instrument ID: a4ag2.i
Compound Name: 4,4'-DDT
Operator Name: 046900
Report Date: 03/09/2010

DEGRADATION REPORT

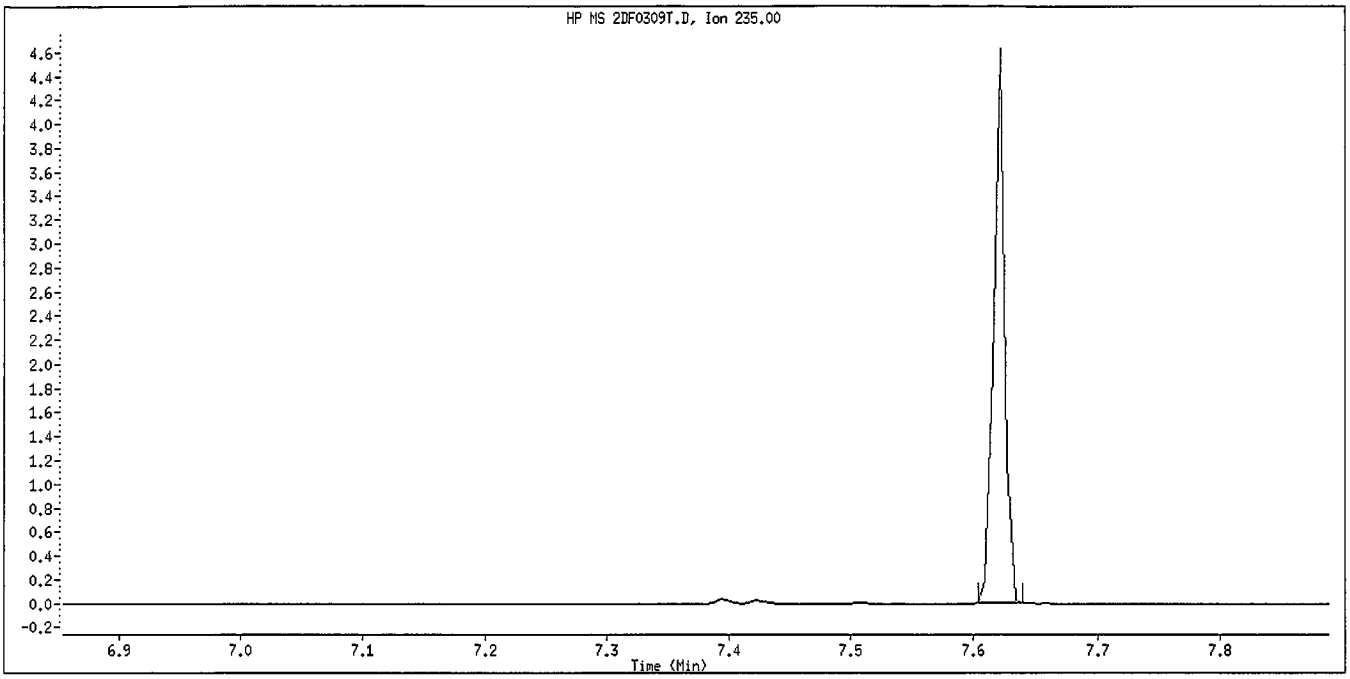

Degradation = 0.76% Good
Acceptance Criteria 0 - 20 %
DDT Area = 2808321
DDE Area = 21502
DDD Area = 0

Data File: \\cansvr11\dd\chem\MSS\a4ag2.i\00310A.b\2DF0310.D

Date : 10-MAR-2010 07:53

Client ID:

Instrument: a4ag2.i

Sample Info: 2DF0310,00310A.b,DFTPP390.M

Operator: 046900

Column phase:

Column diameter: 2.00

1 dftpp

8 3-11

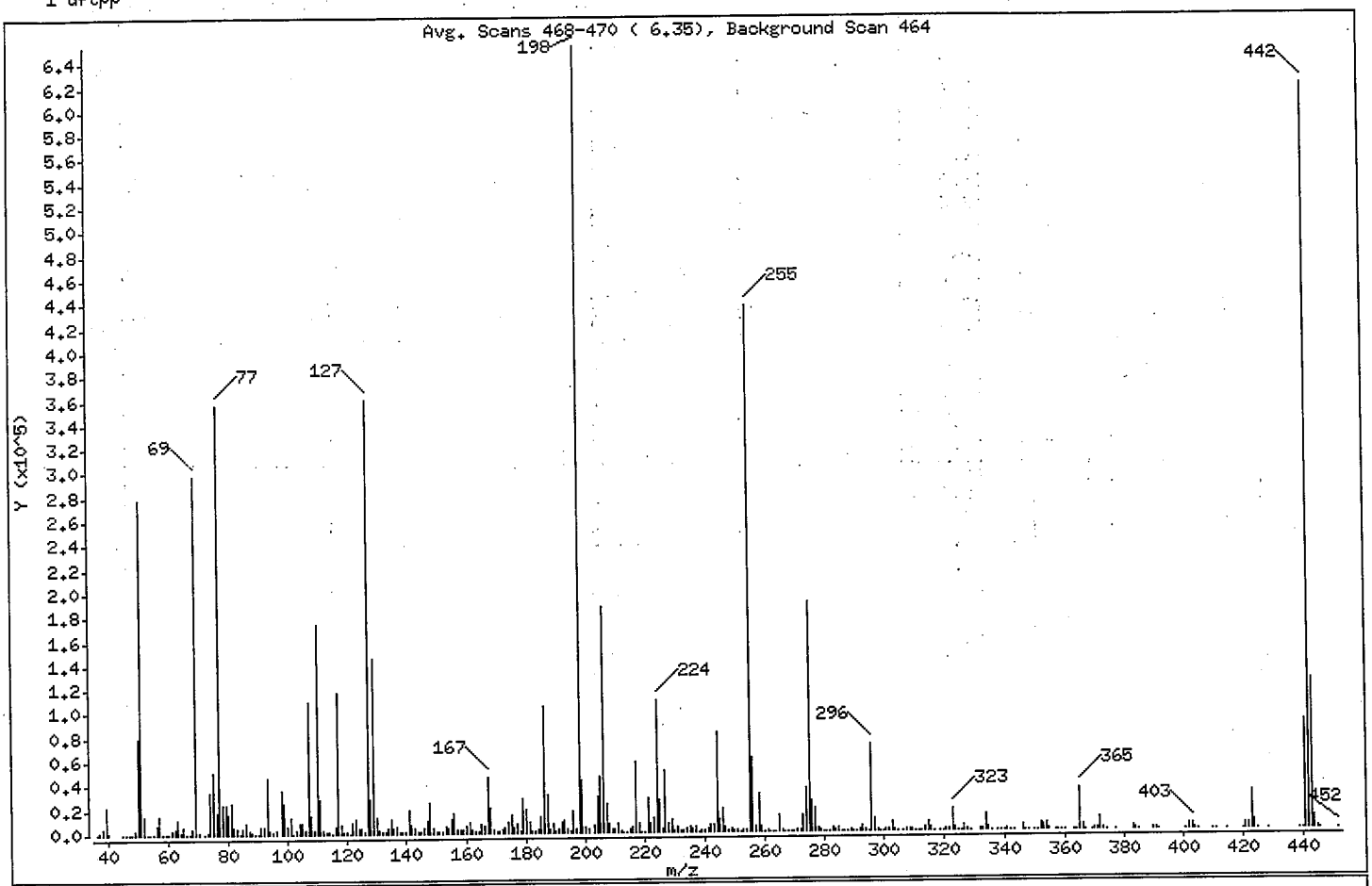

m/e	ION ABUNDANCE CRITERIA	% RELATIVE ABUNDANCE
198	Base Peak, 100% relative abundance	100.00
51	30.00 - 80.00% of mass 198	42.60
68	Less than 2.00% of mass 69	0.69 (1.51)
69	Mass 69 relative abundance	45.50
70	Less than 2.00% of mass 69	0.14 (0.31)
127	25.00 - 75.00% of mass 198	55.27
197	Less than 1.00% of mass 198	0.46
199	5.00 - 9.00% of mass 198	6.60
275	10.00 - 30.00% of mass 198	29.22
365	Greater than 0.75% of mass 198	5.36
441	Present, but less than mass 443	13.84
442	40.00 - 110.00% of mass 198	94.64
443	15.00 - 24.00% of mass 442	19.04 (20.12)

Data File: \\cansvr11\dd\chem\MSS\a4ag2.i\00310A.b\2DF0310.D

Date : 10-MAR-2010 07:53

Client ID:

Instrument: a4ag2.i

Sample Info: 2DF0310,00310A,b,DFTPP390,M

Operator: 046900

Column phase:

Column diameter: 2.00

Data File: 2DF0310.D

Spectrum: Avg. Scans 468-470 (6.35), Background Scan 464

Location of Maximum: 198.00

Number of points: 351

m/z	Y	m/z	Y	m/z	Y	m/z	Y
36.00	214	130.00	13088	219.00	739	308.00	1031
37.00	1424	131.00	3235	220.00	464	309.00	756
38.00	4893	132.00	1314	221.00	28728	310.00	844
39.00	23280	133.00	822	222.00	7359	311.00	266
40.00	1020	134.00	3820	223.00	11282	312.00	368
45.00	520	135.00	12365	224.00	110336	313.00	654
46.00	165	136.00	4835	225.00	27024	314.00	3277
47.00	473	137.00	6478	226.00	3008	315.00	7762
48.00	345	138.00	1117	227.00	51736	316.00	3672
49.00	2394	139.00	923	228.00	7658	317.00	671
50.00	79096	140.00	1718	229.00	10680	319.00	153
51.00	278592	141.00	19848	230.00	1102	320.00	218
52.00	14610	142.00	7132	231.00	3857	321.00	2041
53.00	469	143.00	4372	232.00	923	322.00	1105
54.00	724	144.00	1161	233.00	1029	323.00	18288
55.00	321	145.00	956	234.00	3067	324.00	2984
56.00	7020	146.00	4165	235.00	3918	325.00	527
57.00	14777	147.00	11128	236.00	2640	326.00	447
58.00	571	148.00	25832	237.00	4284	327.00	4045
59.00	145	149.00	5009	238.00	742	328.00	2032
60.00	313	150.00	1366	239.00	2153	329.00	336
61.00	3168	151.00	2202	240.00	1686	332.00	1447
62.00	4396	152.00	1903	241.00	2838	333.00	2228
63.00	12050	153.00	6451	242.00	6081	334.00	13799
64.00	1485	154.00	4384	243.00	6696	335.00	3331
65.00	5825	155.00	11441	244.00	83032	336.00	554
66.00	496	156.00	16744	245.00	10843	338.00	71
67.00	689	157.00	2691	246.00	19384	339.00	395
68.00	4493	158.00	3579	247.00	3931	340.00	267
69.00	297536	159.00	3121	248.00	947	341.00	2061
70.00	937	160.00	6605	249.00	2979	342.00	685
72.00	431	161.00	8399	250.00	1040	343.00	246
73.00	2142	162.00	2383	251.00	1032	346.00	5075
74.00	34528	163.00	1075	252.00	619	347.00	717
75.00	50920	164.00	855	253.00	2163	348.00	167

Data File: \\cansvr11\dd\chem\MSS\a4ag2.i\00310A.b\2DF0310.D

Date : 10-MAR-2010 07:53

Client ID:

Instrument: a4ag2.i

Sample Info: 2DF0310,00310A.b,DFTPP390.M

Operator: 046900

Column phase:

Column diameter: 2.00

Data File: 2DF0310.D

Spectrum: Avg. Scans 468-470 (6.35), Background Scan 464

Location of Maximum: 198.00

Number of points: 351

m/z	Y	m/z	Y	m/z	Y	m/z	Y
76.00	17672	165.00	6930	254.00	1115	350.00	164
77.00	355584	166.00	6031	255.00	436800	351.00	340
78.00	24400	167.00	46480	256.00	61864	352.00	6011
79.00	23968	168.00	20720	257.00	5016	353.00	3849
80.00	16672	169.00	3716	258.00	32152	354.00	5597
81.00	25600	170.00	1637	259.00	5223	355.00	1443
82.00	5811	171.00	1670	260.00	631	357.00	236
83.00	4668	172.00	3458	261.00	858	358.00	69
84.00	537	173.00	4661	262.00	120	359.00	365
85.00	4085	174.00	8389	263.00	370	360.00	51
86.00	8404	175.00	15463	264.00	648	363.00	117
87.00	2780	176.00	4262	265.00	13767	364.00	179
88.00	1141	177.00	7366	266.00	2087	365.00	35048
89.00	557	178.00	2187	267.00	204	366.00	5238
90.00	269	179.00	27968	268.00	197	367.00	729
91.00	5837	180.00	19392	269.00	250	369.00	84
92.00	6090	181.00	8920	270.00	695	370.00	762
93.00	47056	182.00	1461	271.00	958	371.00	1627
94.00	2971	183.00	985	272.00	1466	372.00	9793
95.00	932	184.00	2710	273.00	13741	373.00	2251
96.00	2324	185.00	13986	274.00	36512	374.00	317
98.00	35728	186.00	104688	275.00	191104	377.00	169
99.00	26104	187.00	31080	276.00	25856	383.00	2632
100.00	5385	188.00	2647	277.00	20000	384.00	800
101.00	13939	189.00	6911	278.00	3748	385.00	335
102.00	749	190.00	1108	279.00	1012	390.00	1356
103.00	3710	191.00	3434	280.00	290	391.00	969
104.00	9216	192.00	9694	281.00	354	392.00	705
105.00	8772	193.00	11231	282.00	633	401.00	597
106.00	2519	194.00	2483	283.00	2438	402.00	4005
107.00	109888	195.00	1132	284.00	1292	403.00	4819
108.00	15785	196.00	18448	285.00	2921	404.00	1830
109.00	3470	197.00	2996	286.00	659	405.00	420
110.00	175104	198.00	653952	287.00	76	410.00	55
111.00	28608	199.00	43176	288.00	228	411.00	57

Data File: \\cansvr11\dd\chem\MSS\a4ag2.i\00310A.b\2DF0310.D

Date : 10-MAR-2010 07:53

Client ID:

Instrument: a4ag2.i

Sample Info: 2DF0310,00310A.b,DFTPP390.M

Operator: 046900

Column phase:

Column diameter: 2.00

Data File: 2DF0310.D

Spectrum: Avg. Scans 468-470 (6.35), Background Scan 464

Location of Maximum: 198.00

Number of points: 351

m/z	Y	m/z	Y	m/z	Y	m/z	Y
112.00	3573	200.00	3908	289.00	832	415.00	455
113.00	1310	201.00	3544	290.00	590	420.00	157
114.00	912	203.00	5791	291.00	492	421.00	4617
115.00	334	204.00	30264	292.00	1212	422.00	3996
116.00	5793	205.00	46672	293.00	4309	423.00	31416
117.00	117016	206.00	188480	294.00	1243	424.00	7238
118.00	7348	207.00	23864	295.00	603	425.00	750
119.00	1234	208.00	7508	296.00	72144	429.00	63
120.00	1192	209.00	2500	297.00	10494	439.00	146
121.00	640	210.00	3276	298.00	757	440.00	91
122.00	8351	211.00	7967	299.00	229	441.00	90480
123.00	11489	212.00	770	300.00	63	442.00	618880
124.00	4946	213.00	310	301.00	907	443.00	124488
125.00	4102	214.00	557	302.00	904	444.00	10568
126.00	1291	215.00	2430	303.00	7633	445.00	833
127.00	361408	216.00	4256	304.00	1551	446.00	91
128.00	28376	217.00	58312	305.00	408	452.00	56
129.00	145216	218.00	7215	307.00	131		

Data File: \\cansvr11\dd\chem\MSS\a4ag2.i\00303d.b\2DF0310T.D

Date : 10-MAR-2010 07:53

Client ID:

Instrument: a4ag2.i

Sample Info: 2DF0310,00310A.b,DFTPP390.M

Volume Injected (uL): 1.0

Operator: 046900

Column phase:

Column diameter: 2.00

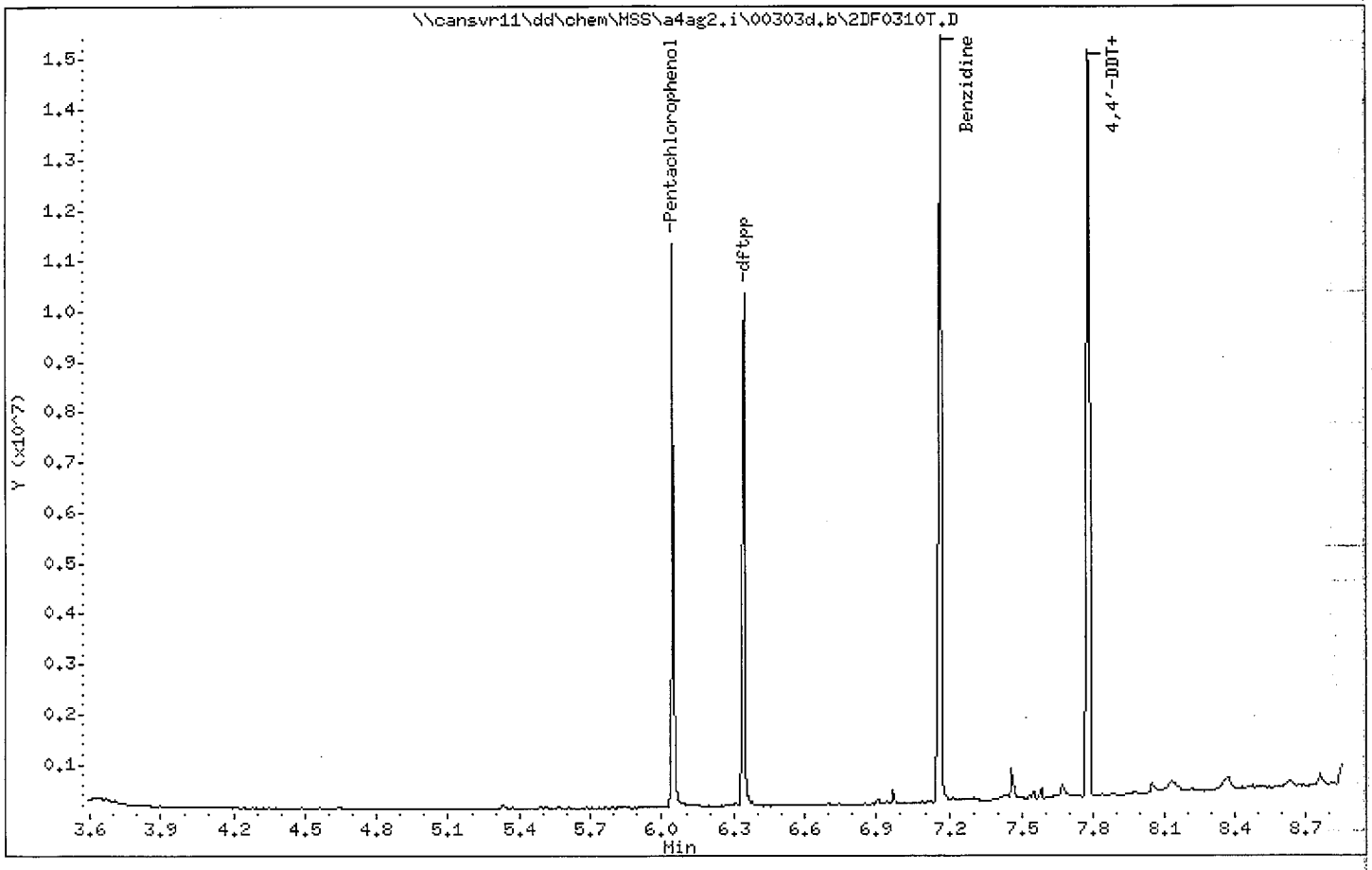

Data File: 2DF0310T.D
Inj Date: 10-MAR-2010 07:53
Instrument ID: a4ag2.i
Compound Name: Pentachlorophenol
Operator Name: 046900
Report Date: 03/10/2010

TAILING FACTOR

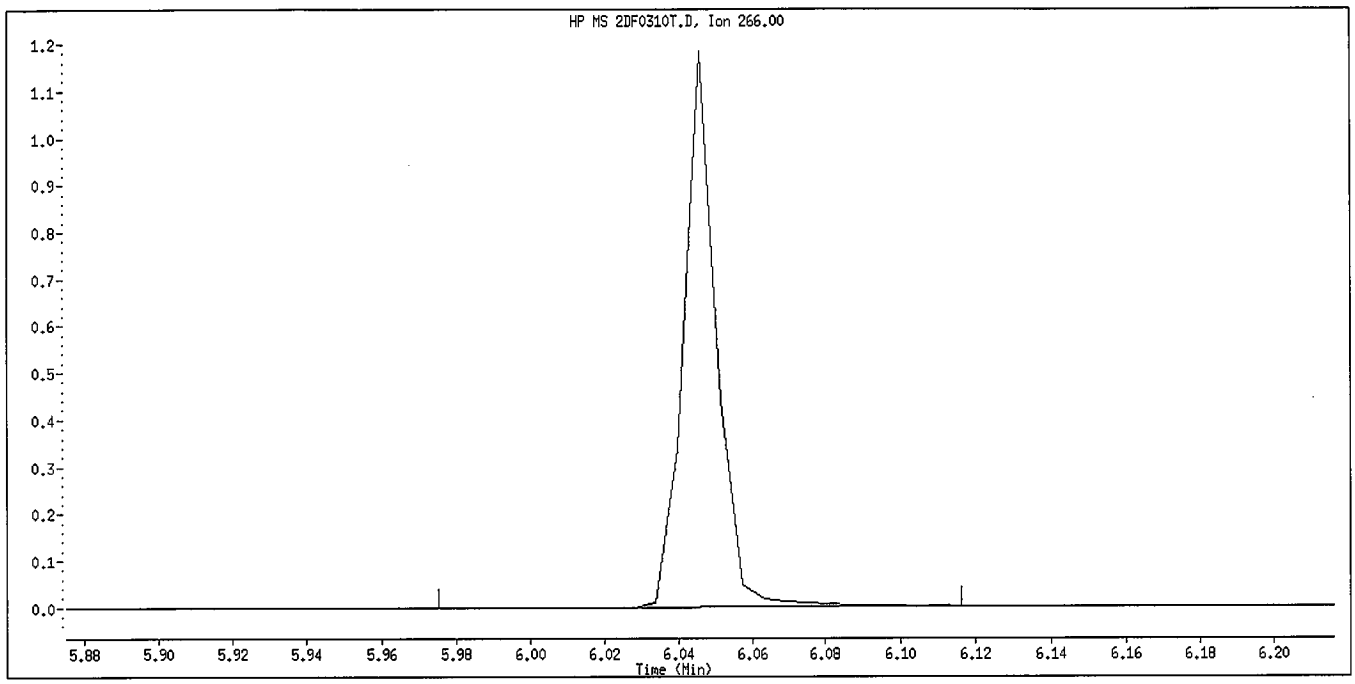

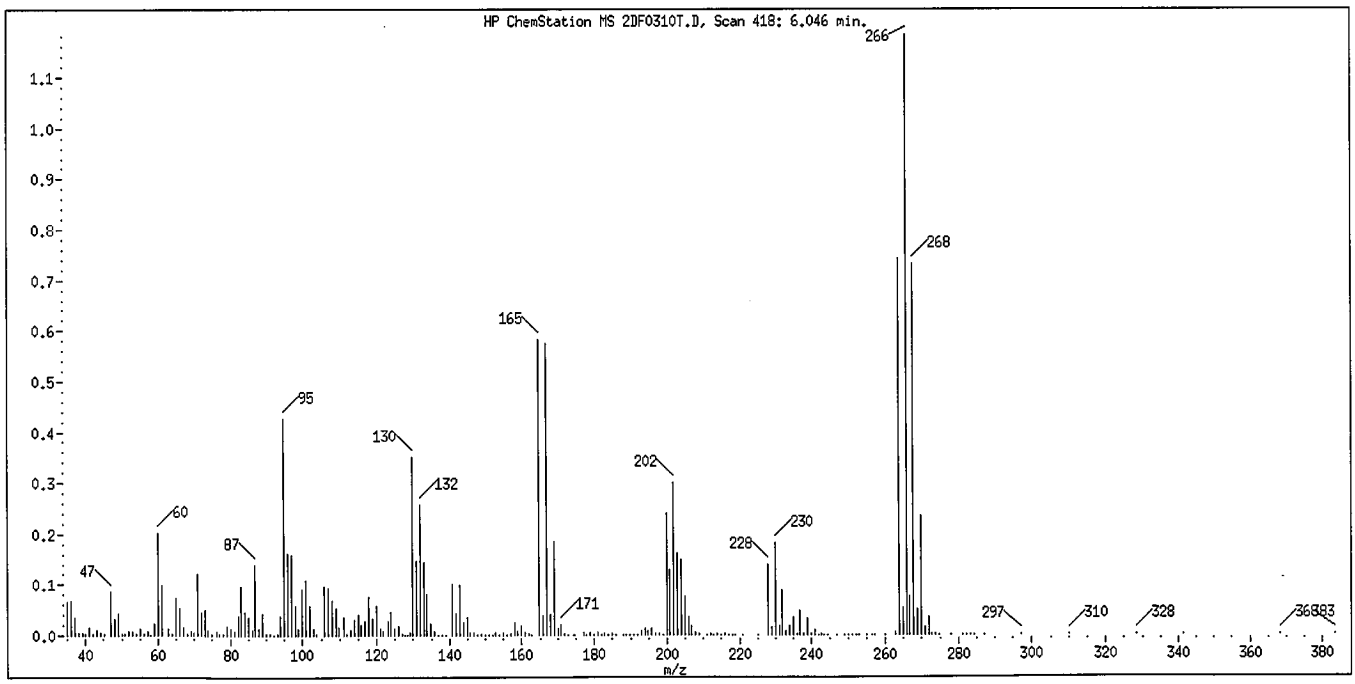

Tailing Factor = 1.09 Good
Acceptance Criteria 0 - 5
Tailing Factor = (T3 - T2) / (T2 - T1)
T1 = 6.035837 T2 = 6.04565 T3 = 6.05634

Data File: 2DF0310T.D
Inj Date: 10-MAR-2010 07:53
Instrument ID: a4ag2.i
Compound Name: Benzidine
Operator Name: 046900
Report Date: 03/10/2010

TAILING FACTOR

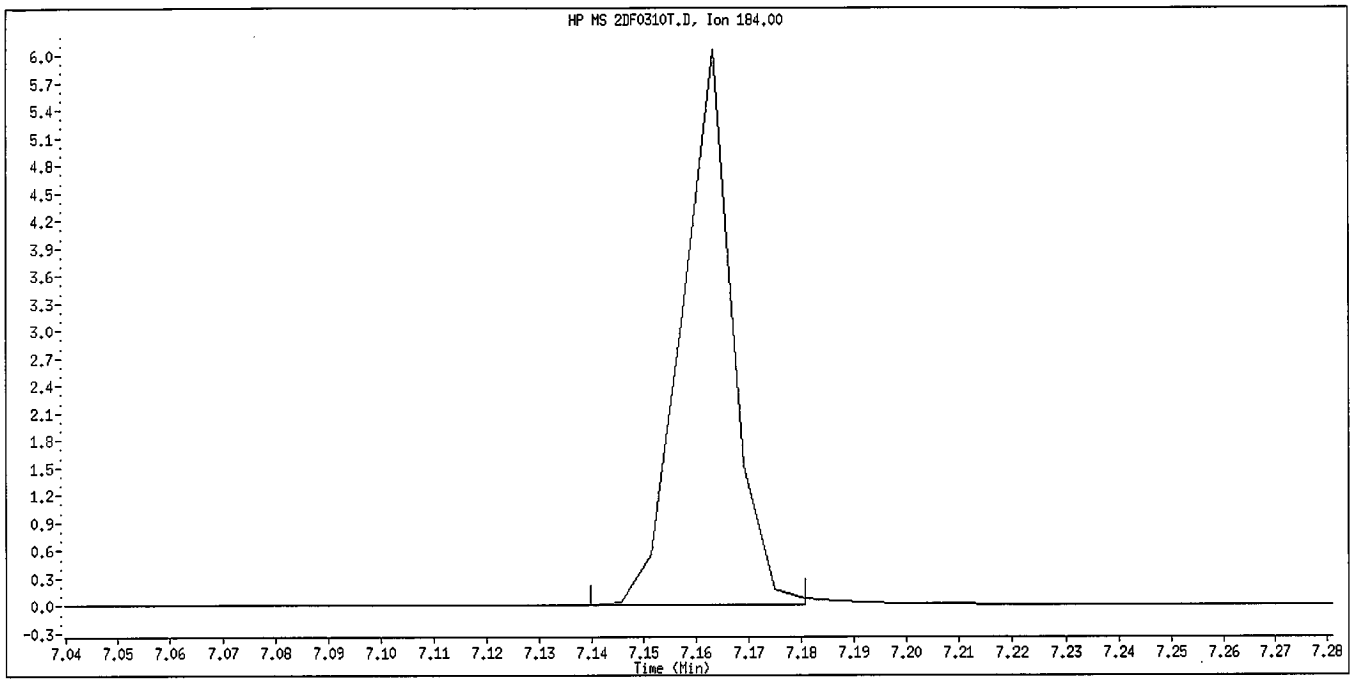

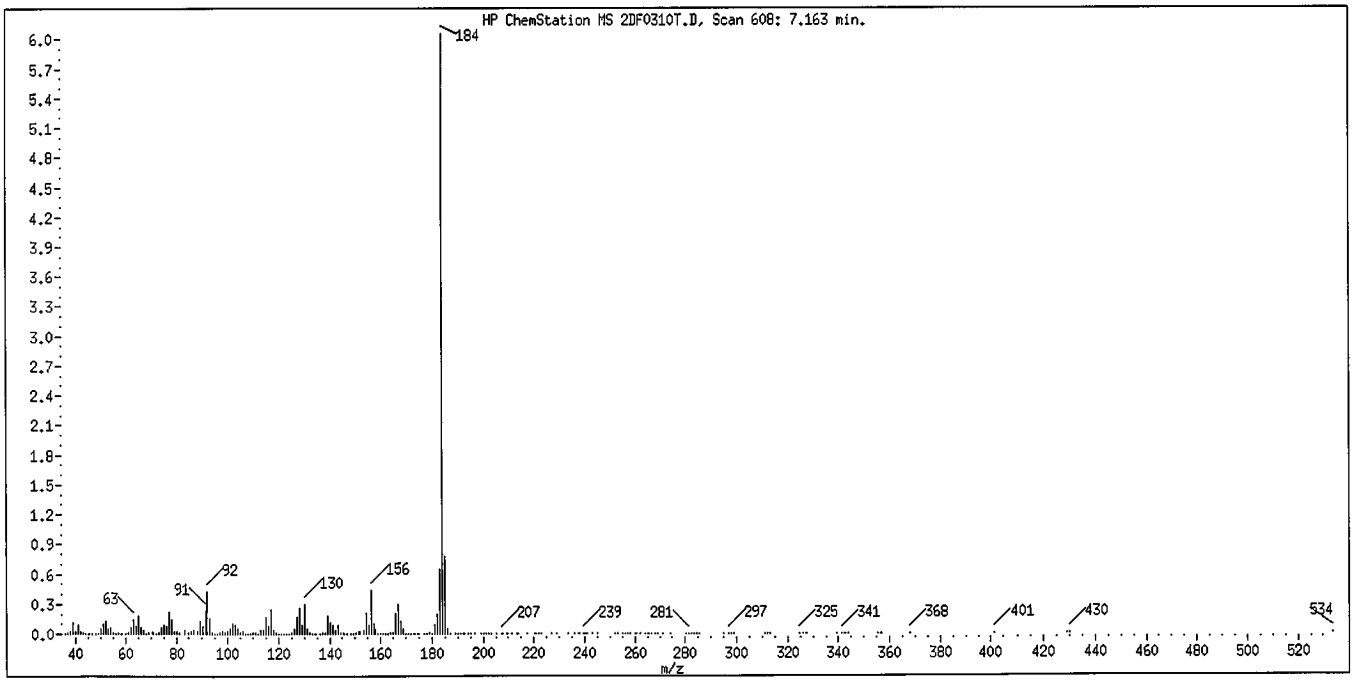

Tailing Factor = 0.848 Good
Acceptance Criteria 0 - 3
Tailing Factor = (T3 - T2) / (T2 - T1)
T1 = 7.151611 T2 = 7.163233 T3 = 7.173088

Data File: 2DF0310T.D
Inj Date: 10-MAR-2010 07:53
Instrument ID: a4ag2.i
Compound Name: 4,4'-DDT
Operator Name: 046900
Report Date: 03/10/2010

DEGRADATION REPORT

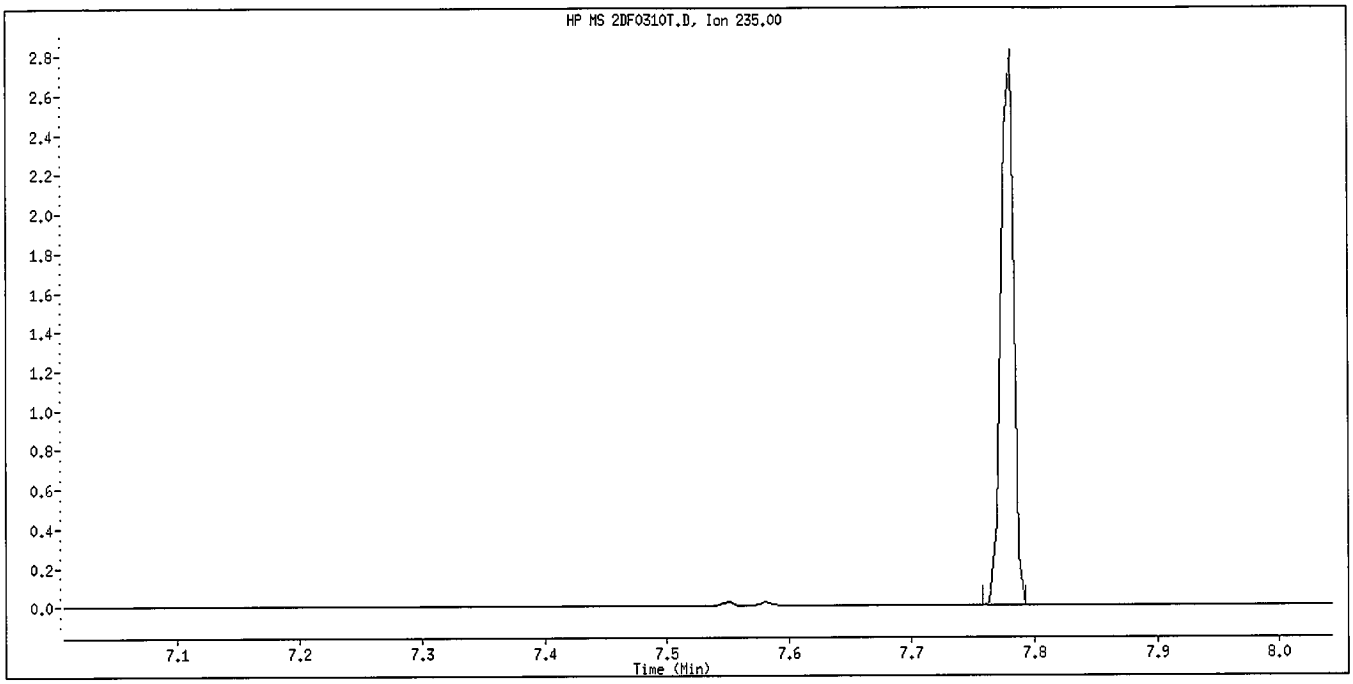

Degradation = 0.676% Good
Acceptance Criteria 0 - 20 %
DDT Area = 2098331
DDE Area = 14279
DDD Area = 0

Data File: \\CANSVR11\dd\chem\MSS\a4ag2.i\00311A.b\2DF0311.D

Date : 11-MAR-2010 07:30

Client ID:

Instrument: a4ag2.i

Sample Info: 2DF0311,00311A.b,DFTPP390.M

Operator: 046900

Column phase:

Column diameter: 2.00

1 dftpp

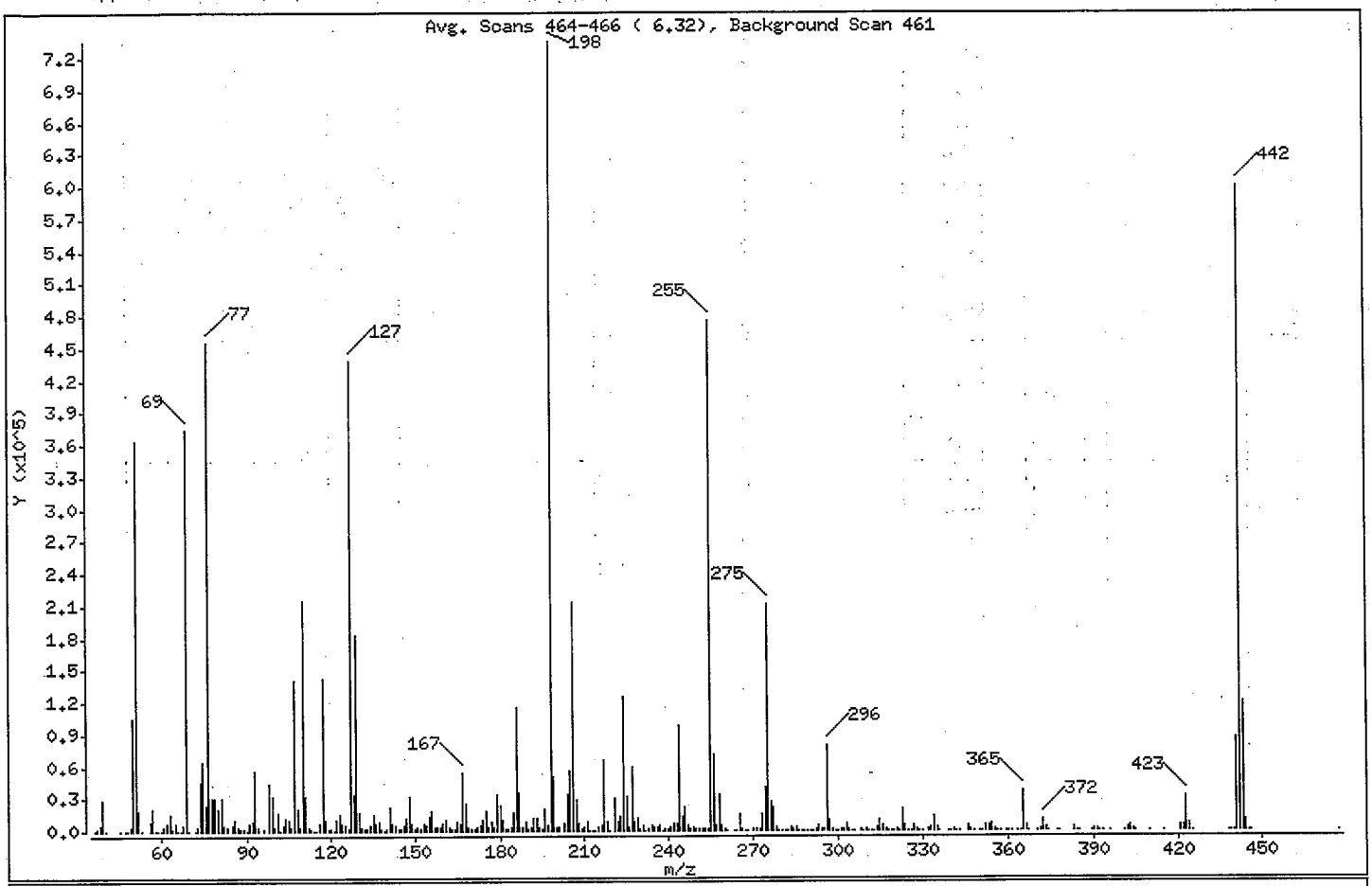

m/e	ION ABUNDANCE CRITERIA	% RELATIVE ABUNDANCE
198	Base Peak, 100% relative abundance	100.00
51	30.00 - 80.00% of mass 198	49.31
68	Less than 2.00% of mass 69	0.72 (1.42)
69	Mass 69 relative abundance	50.84
70	Less than 2.00% of mass 69	0.07 (0.14)
127	25.00 - 75.00% of mass 198	59.65
197	Less than 1.00% of mass 198	0.61
199	5.00 - 9.00% of mass 198	6.83
275	10.00 - 30.00% of mass 198	28.68
365	Greater than 0.75% of mass 198	5.17
441	Present, but less than mass 443	11.79
442	40.00 - 110.00% of mass 198	81.63
443	15.00 - 24.00% of mass 442	16.24 (19.89)

Data File: \\CANSVR11\dd\chem\MSS\a4ag2.i\00311A.b\2DF0311.D

Date : 11-MAR-2010 07:30

Client ID:

Instrument: a4ag2.i

Sample Info: 2DF0311,00311A.b,DFTPP390.M

Operator: 046900

Column phase:

Column diameter: 2.00

Data File: 2DF0311.D

Spectrum: Avg. Scans 464-466 (6.32), Background Scan 461

Location of Maximum: 198.00

Number of points: 346

m/z	Y	m/z	Y	m/z	Y	m/z	Y
36.00	363	134.00	5575	223.00	13462	313.00	827
37.00	1922	135.00	15502	224.00	125472	314.00	3400
38.00	5678	136.00	6156	225.00	31808	315.00	9330
39.00	28456	137.00	7732	226.00	3374	316.00	4255
40.00	599	138.00	1187	227.00	58912	317.00	861
45.00	532	139.00	761	228.00	9127	318.00	75
47.00	240	140.00	2532	229.00	12071	319.00	129
48.00	381	141.00	21784	230.00	1798	320.00	100
49.00	2832	142.00	7539	231.00	4760	321.00	1781
50.00	104000	143.00	4676	232.00	783	322.00	721
51.00	362688	144.00	1520	233.00	1177	323.00	19776
52.00	18536	145.00	923	234.00	4558	324.00	4257
53.00	199	146.00	4432	235.00	4091	325.00	829
56.00	8614	147.00	12290	236.00	3496	326.00	573
57.00	20352	148.00	31464	237.00	4627	327.00	4580
58.00	842	149.00	6224	238.00	725	328.00	1891
59.00	334	150.00	1838	239.00	2535	329.00	510
60.00	488	151.00	2656	240.00	1813	330.00	199
61.00	3855	152.00	1191	241.00	3080	332.00	1756
62.00	6079	153.00	6798	242.00	6993	333.00	2681
63.00	14788	154.00	5103	243.00	6905	334.00	13141
64.00	2289	155.00	13703	244.00	97672	335.00	3643
65.00	6475	156.00	18096	245.00	12790	336.00	550
66.00	132	157.00	3492	246.00	21304	339.00	490
67.00	43	158.00	4021	247.00	4500	340.00	275
68.00	5313	159.00	2537	248.00	1376	341.00	2341
69.00	373888	160.00	6882	249.00	2881	342.00	804
70.00	509	161.00	9577	250.00	922	343.00	82
72.00	87	162.00	3102	251.00	1010	346.00	5675
73.00	3374	163.00	1124	252.00	982	347.00	1076
74.00	45720	164.00	1195	253.00	2213	348.00	134
75.00	64904	165.00	8311	254.00	1623	350.00	203
76.00	24160	166.00	6854	255.00	475136	351.00	514
77.00	454720	167.00	53288	256.00	70912	352.00	5268
78.00	30736	168.00	25192	257.00	4935	353.00	4365

Date : 11-MAR-2010 07:30

Client ID:

Instrument: a4ag2.i

Sample Info: 2DF0311,00311A,b,DFTPP390,M

Operator: 046900

Column phase:

Column diameter: 2.00

Data File: 2DF0311.D
Spectrum: Avg. Scans 464-466 (6.32), Background Scan 461
Location of Maximum: 198.00
Number of points: 346

m/z	Y	m/z	Y	m/z	Y	m/z	Y
79.00	29768	169.00	4177	258.00	33208	354.00	6220
80.00	20976	170.00	1691	259.00	5169	355.00	1210
81.00	31224	171.00	1790	260.00	992	356.00	54
82.00	5488	172.00	3985	261.00	456	357.00	96
83.00	3685	173.00	5425	263.00	410	359.00	527
85.00	5601	174.00	10274	264.00	778	360.00	303
86.00	9609	175.00	17960	265.00	14448	361.00	192
87.00	3774	176.00	3988	266.00	2114	363.00	67
88.00	1246	177.00	8471	267.00	518	364.00	219
89.00	1056	178.00	2834	268.00	310	365.00	38024
90.00	54	179.00	34232	270.00	890	366.00	5636
91.00	6052	180.00	23232	271.00	1071	367.00	318
92.00	8068	181.00	10608	272.00	1259	370.00	747
93.00	55752	182.00	1983	273.00	14408	371.00	1947
94.00	4030	183.00	906	274.00	40360	372.00	10620
96.00	1975	184.00	2989	275.00	210944	373.00	2714
98.00	43360	185.00	17568	276.00	27592	374.00	474
99.00	32656	186.00	115032	277.00	22712	377.00	185
100.00	4199	187.00	34784	278.00	3692	378.00	59
101.00	16728	188.00	3850	279.00	628	383.00	2850
102.00	789	189.00	9017	280.00	107	384.00	740
103.00	5359	190.00	1410	281.00	308	385.00	210
104.00	11121	191.00	3896	282.00	579	389.00	72
105.00	10833	192.00	11858	283.00	2708	390.00	1399
106.00	3724	193.00	12525	284.00	1732	391.00	940
107.00	140224	194.00	2610	285.00	3403	392.00	761
108.00	20408	195.00	1082	286.00	662	393.00	88
109.00	3689	196.00	21064	287.00	115	396.00	87
110.00	215168	197.00	4507	288.00	295	401.00	604
111.00	32832	198.00	735488	289.00	785	402.00	3484
112.00	3036	199.00	50200	290.00	750	403.00	5664
113.00	1564	200.00	3816	291.00	673	404.00	2164
114.00	454	201.00	3165	292.00	1146	405.00	237
115.00	237	203.00	6334	293.00	4456	410.00	205
116.00	6794	204.00	33296	294.00	880	415.00	390

Date : 11-MAR-2010 07:30

Client ID: Instrument: a4ag2.i

Sample Info: 2DF0311,00311A.b,DFTPP390.M

Operator: 046900

Column phase: Column diameter: 2.00

Data File: 2DF0311.D
Spectrum: Avg. Scans 464-466 (6.32), Background Scan 461
Location of Maximum: 198.00
Number of points: 346

m/z	Y	m/z	Y	m/z	Y	m/z	Y
117.00	142272	205.00	55800	295.00	1355	421.00	4755
118.00	9360	206.00	212736	296.00	79376	422.00	4287
119.00	1418	207.00	28072	297.00	10986	423.00	32952
120.00	2279	208.00	7170	298.00	938	424.00	6238
121.00	793	209.00	2222	299.00	243	425.00	625
122.00	9676	210.00	3599	300.00	106	438.00	61
123.00	14554	211.00	8976	301.00	849	439.00	54
124.00	5950	212.00	751	302.00	1428	440.00	226
125.00	4918	213.00	711	303.00	7179	441.00	86744
126.00	1244	214.00	225	304.00	1983	442.00	600384
127.00	438720	215.00	2736	305.00	360	443.00	119432
128.00	33712	216.00	4888	306.00	52	444.00	9907
129.00	181760	217.00	65272	308.00	1050	445.00	589
130.00	16341	218.00	8570	309.00	685	446.00	64
131.00	2749	219.00	637	310.00	870	477.00	51
132.00	1852	221.00	30888	311.00	329		
133.00	934	222.00	8309	312.00	286		

Data File: \\cansvr11\dd\chem\MSS\a4ag2.i\00303d.b\2DF0311T.D

Date : 11-MAR-2010 07:30

Client ID:

Instrument: a4ag2.i

Sample Info: 2DF0311,00311A.b,DFTPP390.M

Volume Injected (uL): 1.0

Operator: 046900

Column phase:

Column diameter: 2.00

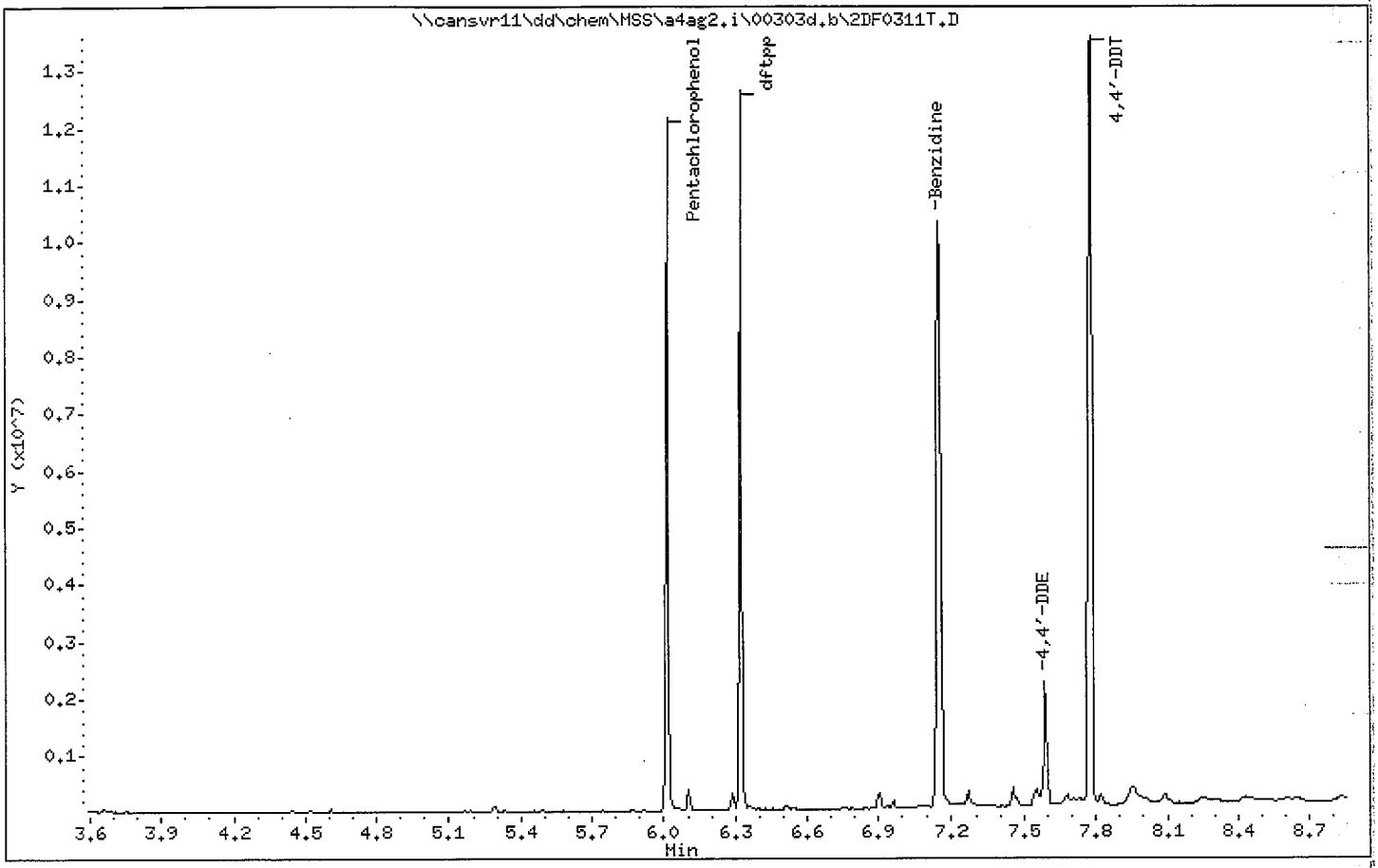

Data File: 2DF0311T.D
Inj Date: 11-MAR-2010 07:30
Instrument ID: a4ag2.i
Compound Name: Pentachlorophenol
Operator Name: 046900
Report Date: 03/11/2010

TAILING FACTOR

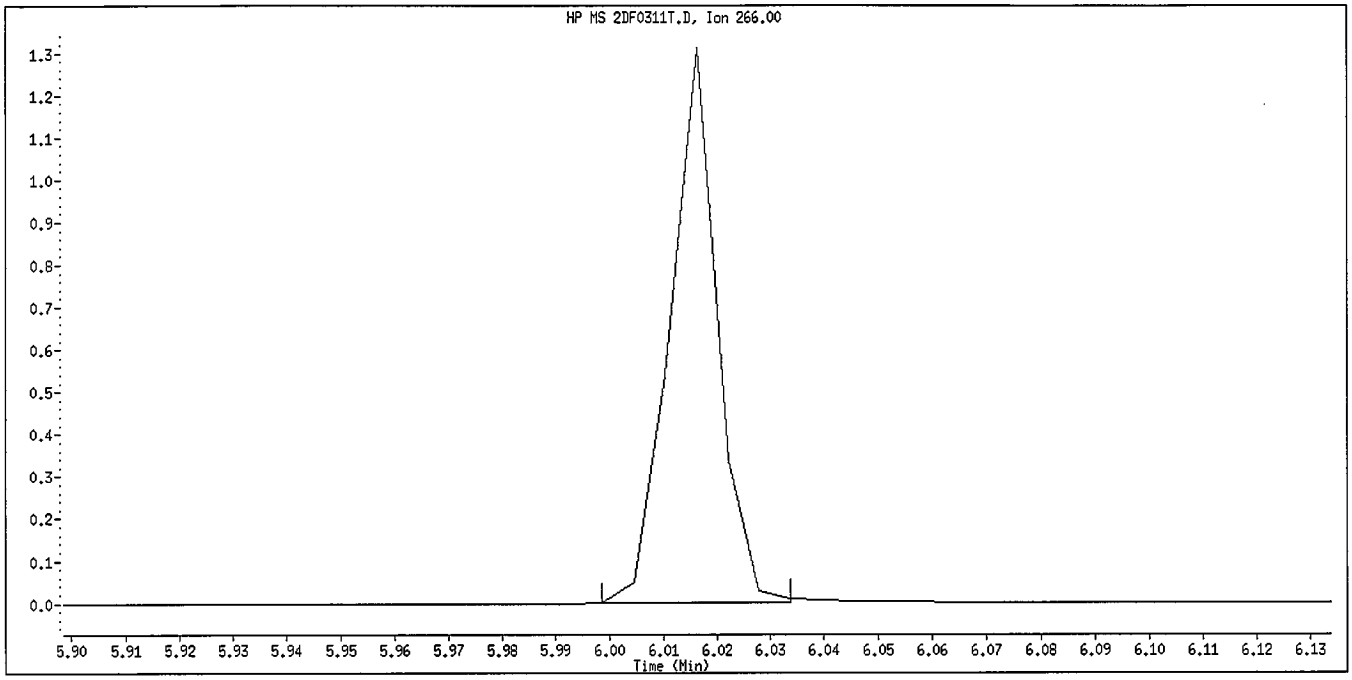

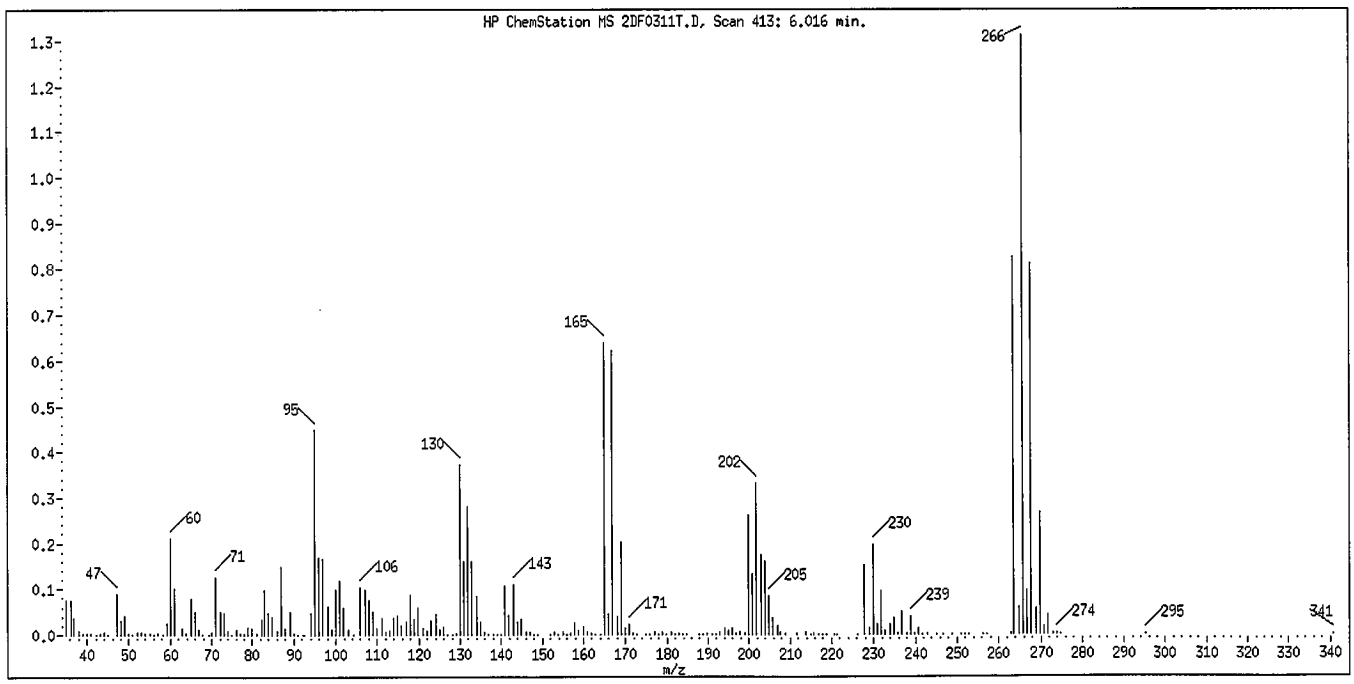

Tailing Factor = 0.909 Good
Acceptance Criteria 0 - 5
Tailing Factor = (T3 - T2) / (T2 - T1)
T1 = 6.005452 T2 = 6.016233 T3 = 6.026032

Data File: 2DF0311T.D
Inj Date: 11-MAR-2010 07:30
Instrument ID: a4ag2.i
Compound Name: Benzidine
Operator Name: 046900
Report Date: 03/11/2010

TAILING FACTOR

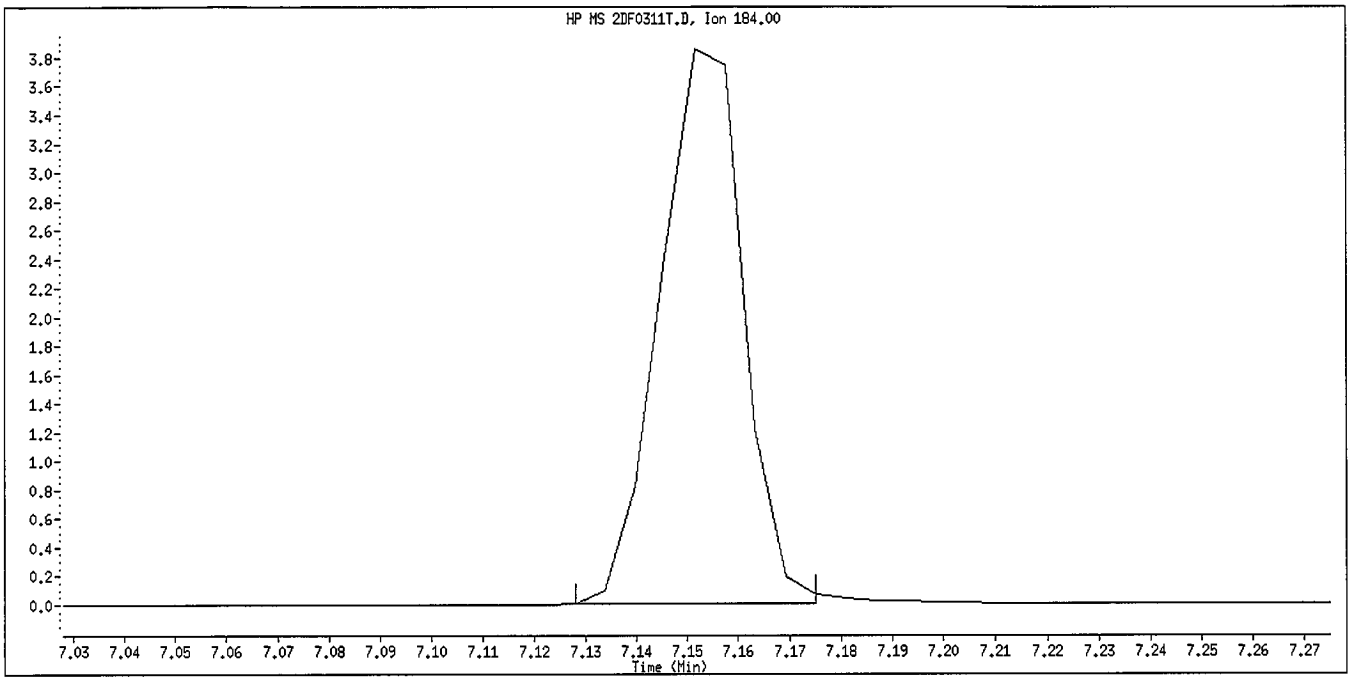

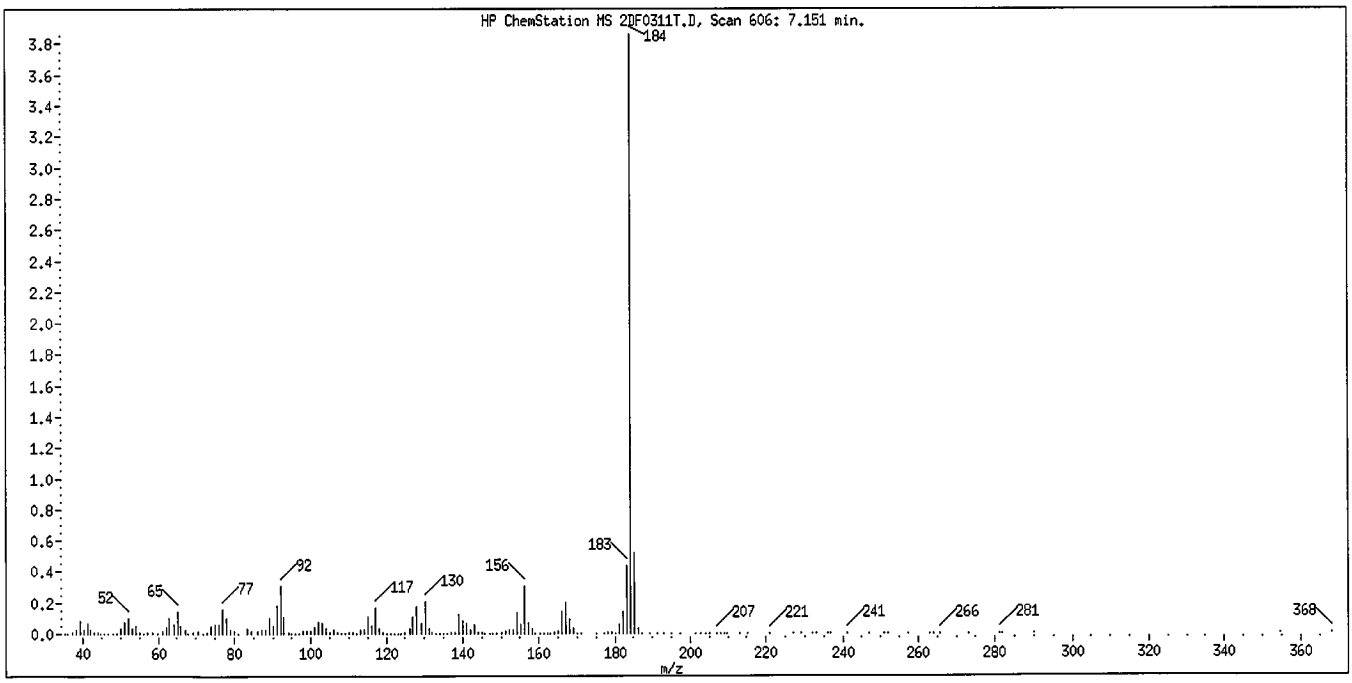

Tailing Factor = 1.08 Good
Acceptance Criteria 0 - 3
Tailing Factor = (T3 - T2) / (T2 - T1)
T1 = 7.136149 T2 = 7.15145 T3 = 7.167979

Data File: 2DF0311T.D
Inj Date: 11-MAR-2010 07:30
Instrument ID: a4ag2.i
Compound Name: 4,4'-DDT
Operator Name: 046900
Report Date: 03/11/2010

DEGRADATION REPORT

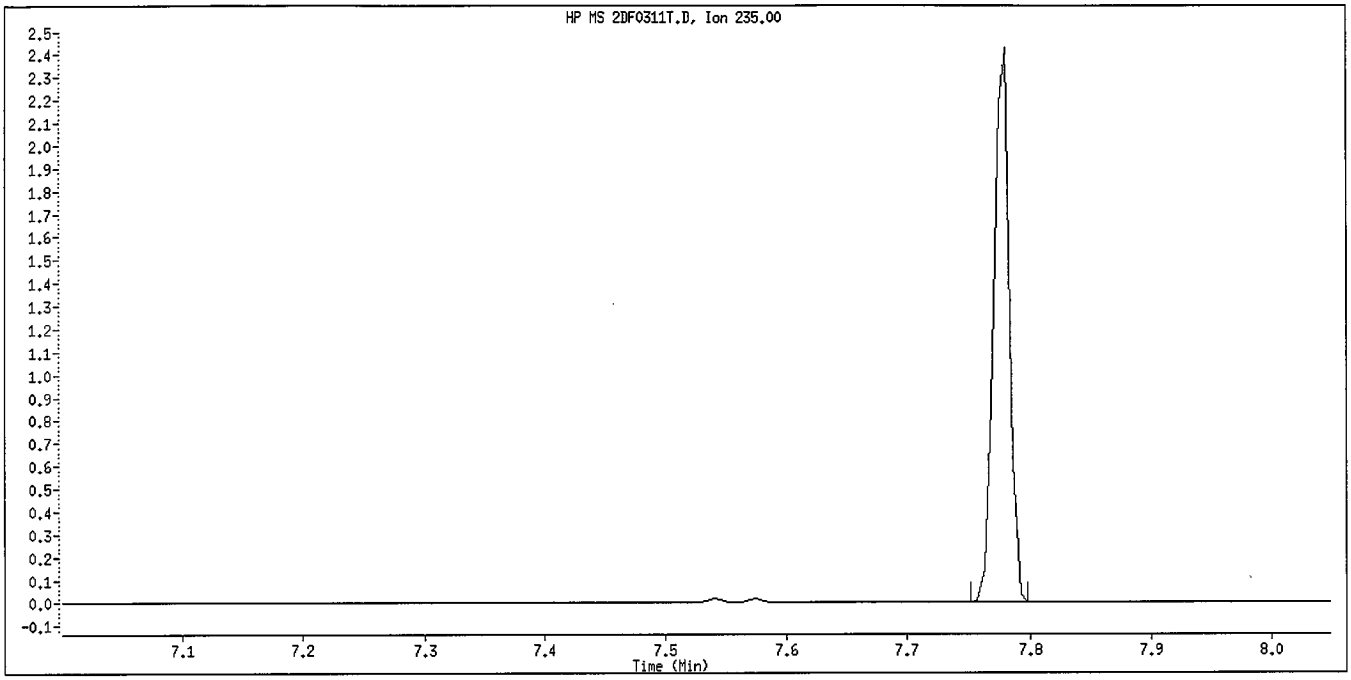

Degradation = 0.69% Good
Acceptance Criteria 0 - 20 %
DDT Area = 2221904
DDE Area = 15441
DDD Area = 0

Data File: \\cansvr11\dd\chem\MSS\a4ag2.i\00316A.b\2DF0316.D

Date : 16-MAR-2010 12:32

Client ID:

Instrument: a4ag2.i

Sample Info: 2DF0316,00316A.b,DFTPP390.M

Operator: 046900

Column phase:

Column diameter: 2.00

1 dftpp

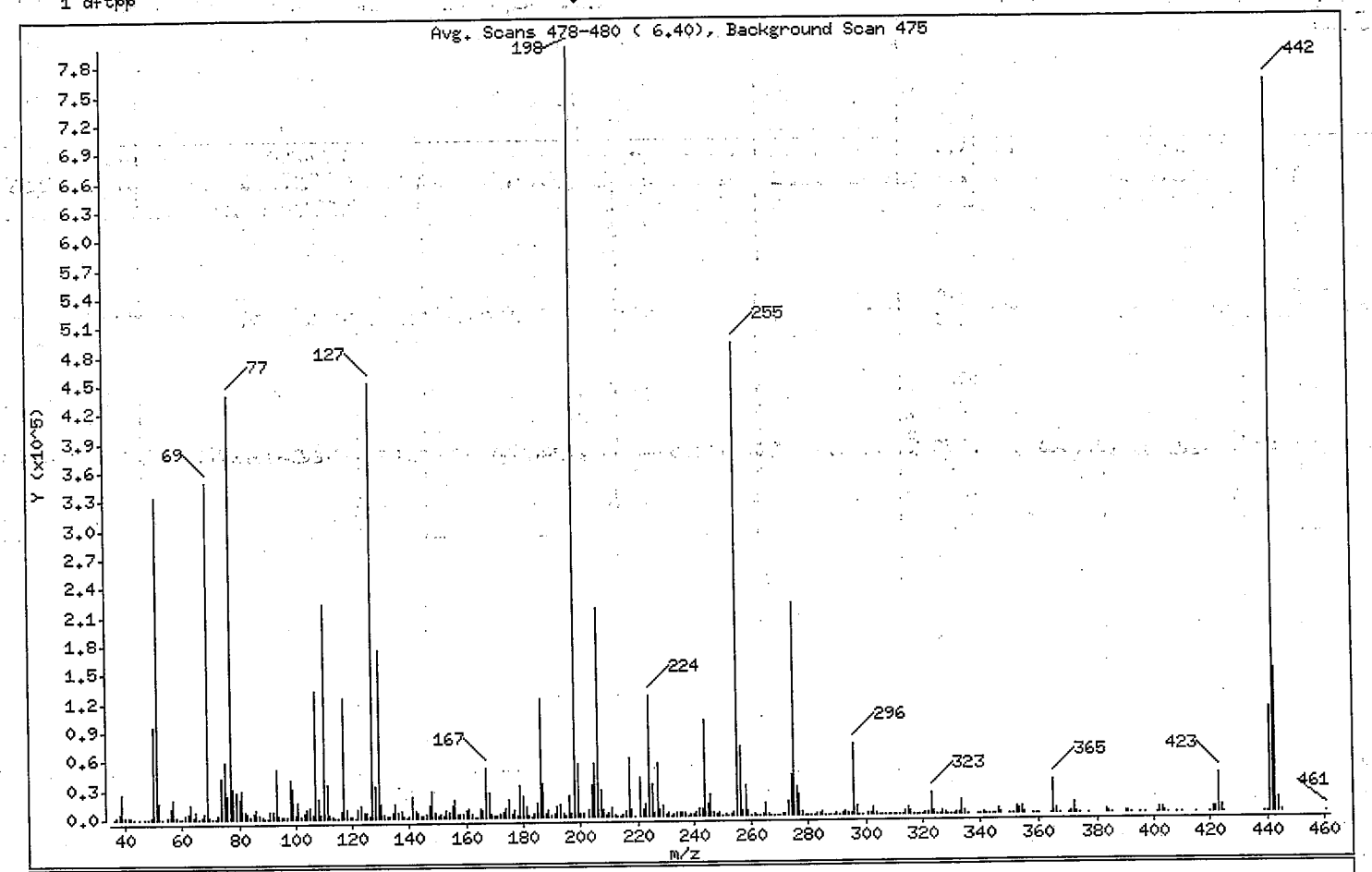

m/e	ION ABUNDANCE CRITERIA	% RELATIVE ABUNDANCE
198	Base Peak, 100% relative abundance	100.00
51	30.00 - 80.00% of mass 198	41.76
68	Less than 2.00% of mass 69	0.74 (1.69)
69	Mass 69 relative abundance	43.61
70	Less than 2.00% of mass 69	0.27 (0.61)
127	25.00 - 75.00% of mass 198	56.64
197	Less than 1.00% of mass 198	0.54
199	5.00 - 9.00% of mass 198	6.79
275	10.00 - 30.00% of mass 198	27.52
365	Greater than 0.75% of mass 198	4.37
441	Present, but less than mass 443	13.65
442	40.00 - 110.00% of mass 198	95.12
443	15.00 - 24.00% of mass 442	18.67 (19.62)

Data File: \\cansvr11\dd\chem\MSS\a4ag2.i\00316A.b\2DF0316.D

Date : 16-MAR-2010 12:32

Client ID:

Instrument: a4ag2.i

Sample Info: 2DF0316,00316A.b,DFTPP390.M

Operator: 046900

Column phase:

Column diameter: 2.00

Data File: 2DF0316.D

Spectrum: Avg. Scans 478-480 (6.40), Background Scan 475

Location of Maximum: 198.00

Number of points: 353

m/z	Y	m/z	Y	m/z	Y	m/z	Y
36.00	483	128.00	33384	218.00	7464	309.00	745
37.00	1559	129.00	175104	219.00	833	310.00	730
38.00	4895	130.00	14990	221.00	39536	311.00	121
39.00	26152	131.00	2886	222.00	7742	312.00	179
40.00	1204	132.00	1831	223.00	13074	313.00	592
41.00	1545	133.00	1034	224.00	125328	314.00	3410
42.00	967	134.00	5123	225.00	32272	315.00	7773
43.00	515	135.00	14081	226.00	3482	316.00	4197
45.00	693	136.00	6236	227.00	55832	317.00	691
47.00	339	137.00	7876	228.00	7627	318.00	53
48.00	546	138.00	1596	229.00	11205	319.00	155
49.00	2701	139.00	659	230.00	1340	320.00	283
50.00	94776	140.00	2496	231.00	4423	321.00	2297
51.00	333760	141.00	22960	232.00	709	322.00	1206
52.00	16608	142.00	6958	233.00	1039	323.00	21264
53.00	740	143.00	4955	234.00	3343	324.00	3876
55.00	1795	144.00	1497	235.00	4054	325.00	630
56.00	10166	145.00	1279	236.00	2832	326.00	400
57.00	20352	146.00	4282	237.00	4232	327.00	3541
58.00	1161	147.00	11973	238.00	768	328.00	2247
59.00	329	148.00	28424	239.00	2178	329.00	286
60.00	416	149.00	6273	240.00	1984	330.00	66
61.00	4148	150.00	2174	241.00	2958	331.00	125
62.00	5530	151.00	2910	242.00	6784	332.00	1512
63.00	14031	152.00	1749	243.00	7020	333.00	2418
64.00	2120	153.00	7683	244.00	98776	334.00	14305
65.00	6481	154.00	5430	245.00	12770	335.00	3359
66.00	588	155.00	12869	246.00	21656	336.00	428
67.00	1124	156.00	19192	247.00	4302	339.00	350
68.00	5887	157.00	3156	248.00	1107	340.00	289
69.00	348544	158.00	4108	249.00	3308	341.00	2688
70.00	2134	159.00	3372	250.00	811	342.00	698
71.00	488	160.00	6823	251.00	945	343.00	167
72.00	130	161.00	10097	252.00	688	344.00	55
73.00	3557	162.00	3205	253.00	1738	345.00	56

Data File: \\cansvr11\dd\chem\MSS\a4ag2.i\00316A.b\2DF0316.D

Date : 16-MAR-2010 12:32

Client ID:

Instrument: a4ag2.i

Sample Info: 2DF0316,00316A,b,DFTPP390,M

Operator: 046900

Column phase:

Column diameter: 2.00

Data File: 2DF0316.D

Spectrum: Avg. Scans 478-480 (6.40), Background Scan 475

Location of Maximum: 198.00

Number of points: 353

m/z	Y	m/z	Y	m/z	Y	m/z	Y
74.00	41544	163.00	837	254.00	3616	346.00	5647
75.00	58176	164.00	875	255.00	491200	347.00	1055
76.00	23256	165.00	8993	256.00	71064	350.00	129
77.00	438272	166.00	6810	257.00	5211	351.00	501
78.00	31224	167.00	51192	258.00	31248	352.00	7276
79.00	28296	168.00	26304	259.00	4989	353.00	4645
80.00	20728	169.00	3805	260.00	867	354.00	6508
81.00	29080	170.00	1739	261.00	941	355.00	1119
82.00	7130	171.00	1690	262.00	155	358.00	124
83.00	6193	172.00	3742	263.00	311	359.00	549
84.00	1055	173.00	5065	264.00	963	360.00	63
85.00	4649	174.00	9509	265.00	13617	364.00	91
86.00	8371	175.00	18520	266.00	1395	365.00	34896
87.00	3629	176.00	4531	267.00	397	366.00	4925
88.00	1349	177.00	7012	268.00	146	367.00	481
89.00	606	178.00	2737	269.00	72	370.00	860
90.00	172	179.00	32920	270.00	465	371.00	1780
91.00	7010	180.00	22096	271.00	964	372.00	11077
92.00	7598	181.00	10868	272.00	1352	373.00	2642
93.00	51216	182.00	1519	273.00	15460	374.00	343
94.00	3536	183.00	736	274.00	41384	377.00	283
95.00	1423	184.00	2809	275.00	219904	383.00	3327
96.00	2723	185.00	15502	276.00	29328	384.00	1030
97.00	1459	186.00	122504	277.00	21544	385.00	158
98.00	40136	187.00	35104	278.00	3420	390.00	1545
99.00	31008	188.00	3828	279.00	650	391.00	1010
100.00	4519	189.00	7924	280.00	121	392.00	741
101.00	16656	190.00	1291	281.00	172	395.00	85
102.00	1084	191.00	3765	282.00	446	397.00	93
103.00	5023	192.00	10637	283.00	2464	401.00	745
104.00	10100	193.00	12062	284.00	1600	402.00	4705
105.00	10374	194.00	2823	285.00	3622	403.00	6237
106.00	2763	195.00	1099	286.00	629	404.00	2614
107.00	132992	196.00	22152	287.00	56	405.00	350
108.00	19776	197.00	4328	288.00	179	408.00	76

Data File: \\cansvr11\dd\chem\MSS\a4ag2.i\00316A.b\2DF0316.D

Date : 16-MAR-2010 12:32

Client ID:

Instrument: a4ag2.i

Sample Info: 2DF0316,00316A.b,DFTPP390.M

Operator: 046900

Column phase:

Column diameter: 2.00

Data File: 2DF0316.D

Spectrum: Avg. Scans 478-480 (6.40), Background Scan 475

Location of Maximum: 198.00

Number of points: 353

m/z	Y	m/z	Y	m/z	Y	m/z	Y
109.00	3395	198.00	799168	289.00	903	410.00	252
110.00	222272	199.00	54272	290.00	947	415.00	299
111.00	35128	200.00	4177	291.00	477	420.00	79
112.00	4142	201.00	3461	292.00	996	421.00	5135
113.00	1152	203.00	6507	293.00	4288	422.00	4964
114.00	632	204.00	33208	294.00	1173	423.00	40656
115.00	802	205.00	54288	295.00	1558	424.00	8033
116.00	6776	206.00	217024	296.00	74104	425.00	679
117.00	125488	207.00	28376	297.00	9460	439.00	67
118.00	9047	208.00	7210	298.00	842	440.00	55
119.00	993	209.00	2431	299.00	172	441.00	109048
120.00	1918	210.00	3727	301.00	919	442.00	760192
121.00	736	211.00	8786	302.00	1192	443.00	149184
122.00	9021	212.00	1622	303.00	7961	444.00	14154
123.00	13433	213.00	821	304.00	2232	445.00	939
124.00	5606	214.00	355	305.00	246	461.00	50
125.00	5566	215.00	2562	306.00	105		
126.00	2334	216.00	5691	307.00	65		
127.00	452672	217.00	59784	308.00	858		

Data File: \\cansvr11\dd\chem\MSS\a4ag2.i\00303d.b\2DF0316T.D

Date : 16-MAR-2010 12:32

Client ID:

Instrument: a4ag2.i

Sample Info: 2DF0316,00316A.b,DFTPP390.M

Volume Injected (uL): 1.0

Operator: 046900

Column phase:

Column diameter: 2.00

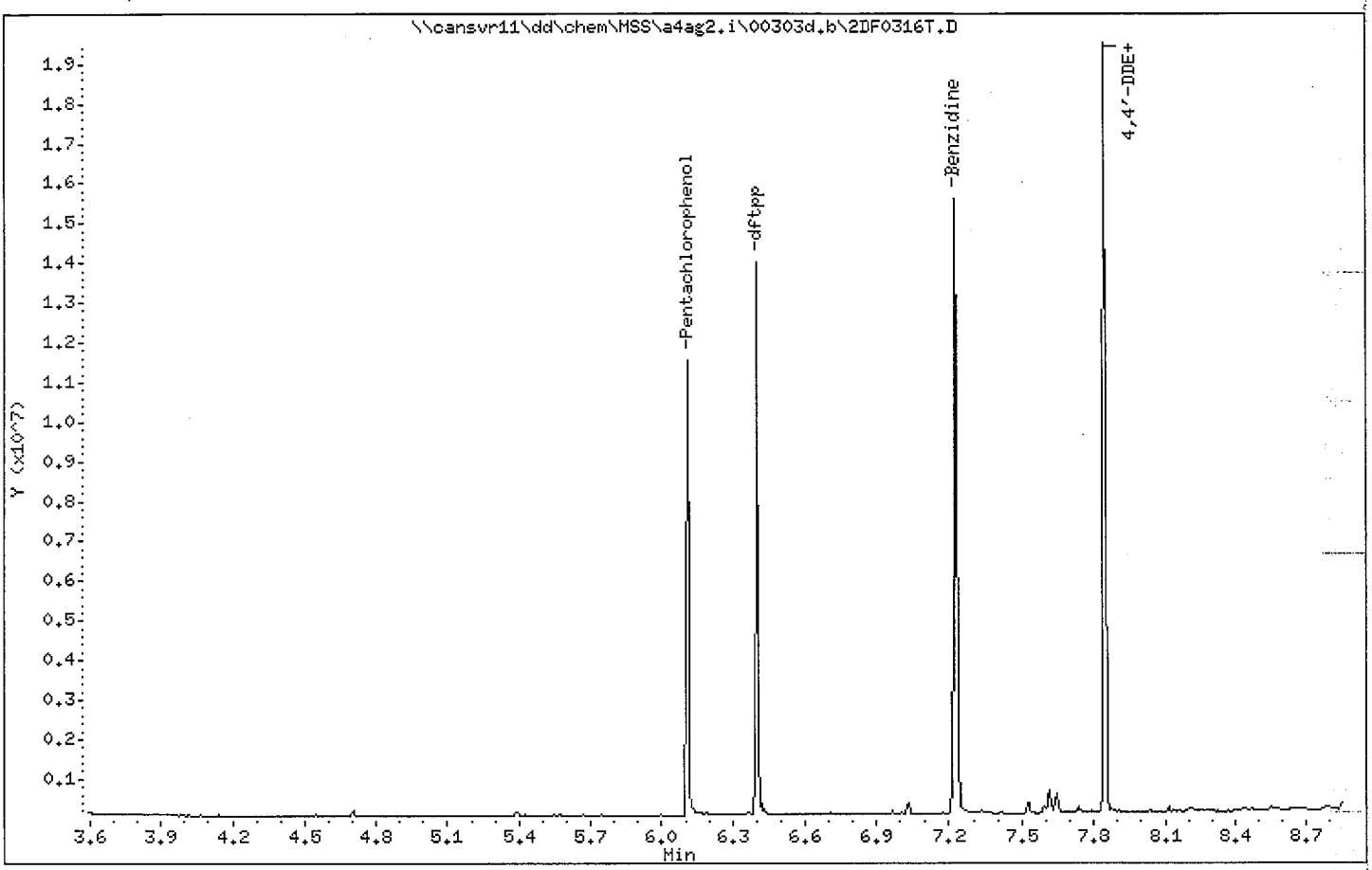

Data File: 2DF0316T.D
Inj Date: 16-MAR-2010 12:32
Instrument ID: a4ag2.i
Compound Name: Pentachlorophenol
Operator Name: 046900
Report Date: 03/16/2010

TAILING FACTOR

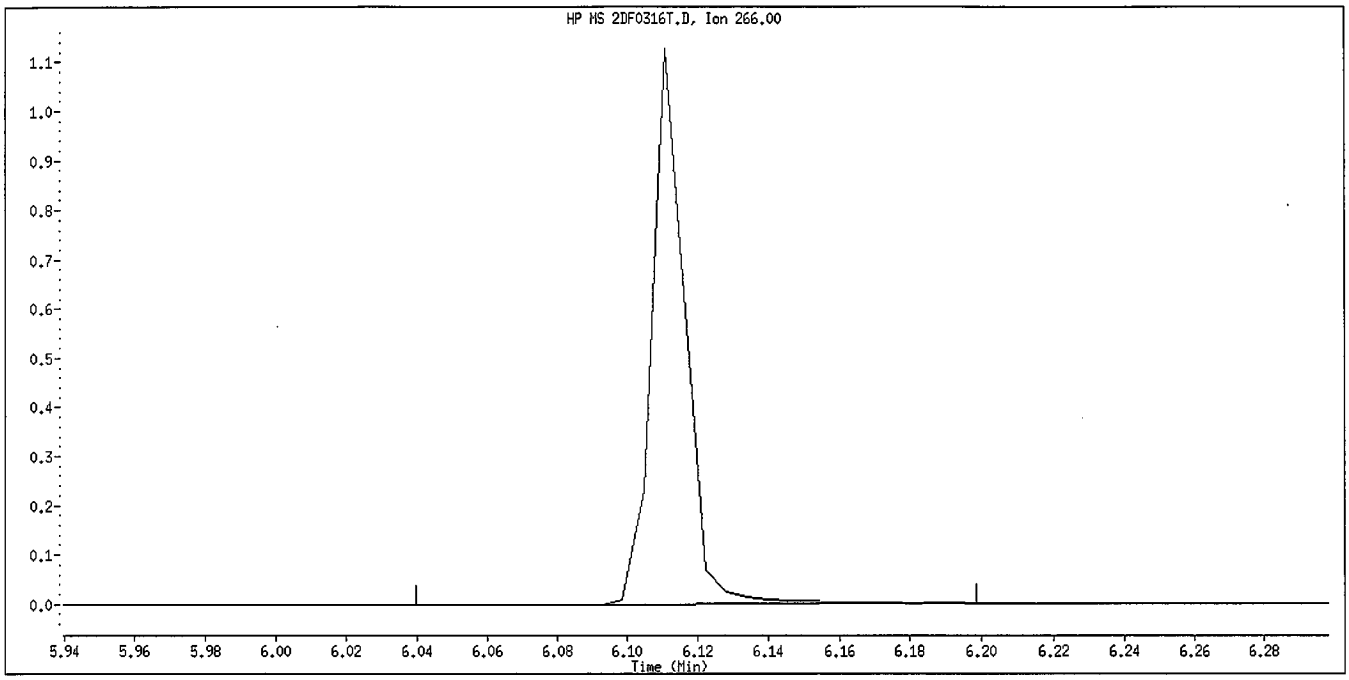

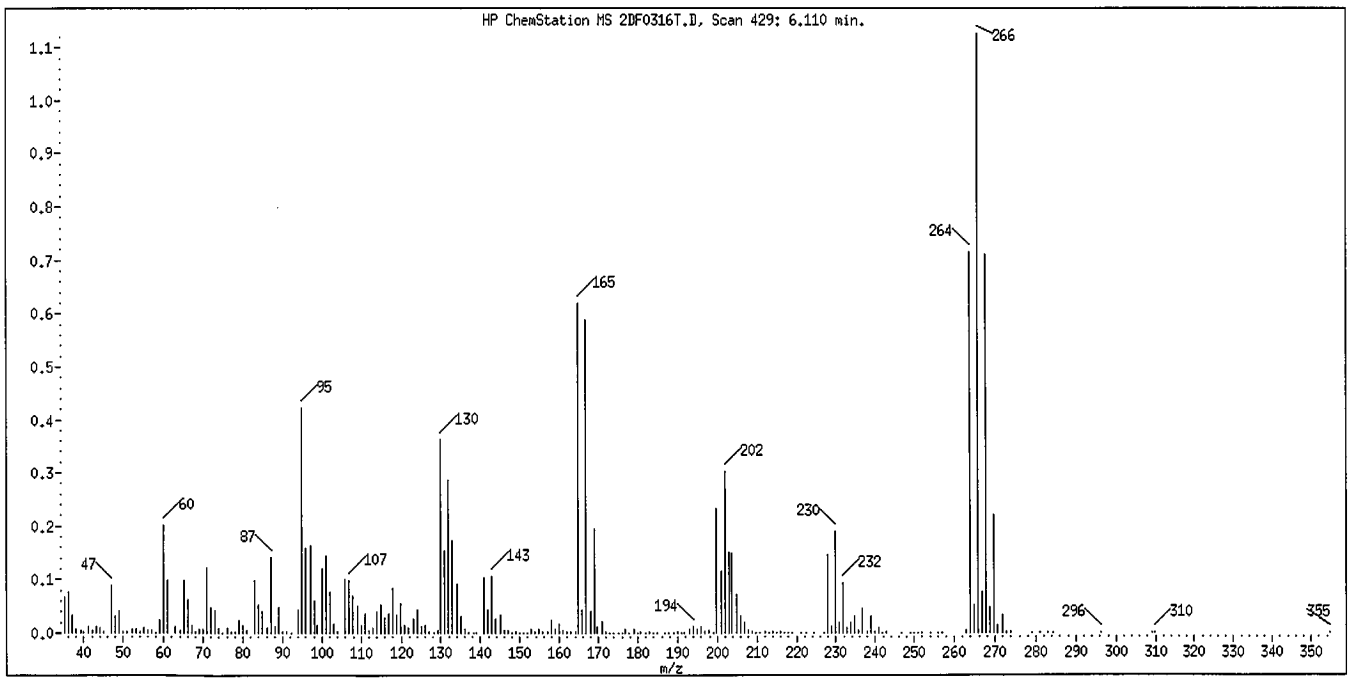

Tailing Factor = 1.25 Good
Acceptance Criteria 0 - 5
Tailing Factor = (T3 - T2) / (T2 - T1)
T1 = 6.101314 T2 = 6.1103 T3 = 6.12157

Data File: 2DF0316T.D
Inj Date: 16-MAR-2010 12:32
Instrument ID: a4ag2.i
Compound Name: Benzidine
Operator Name: 046900
Report Date: 03/16/2010

TAILING FACTOR

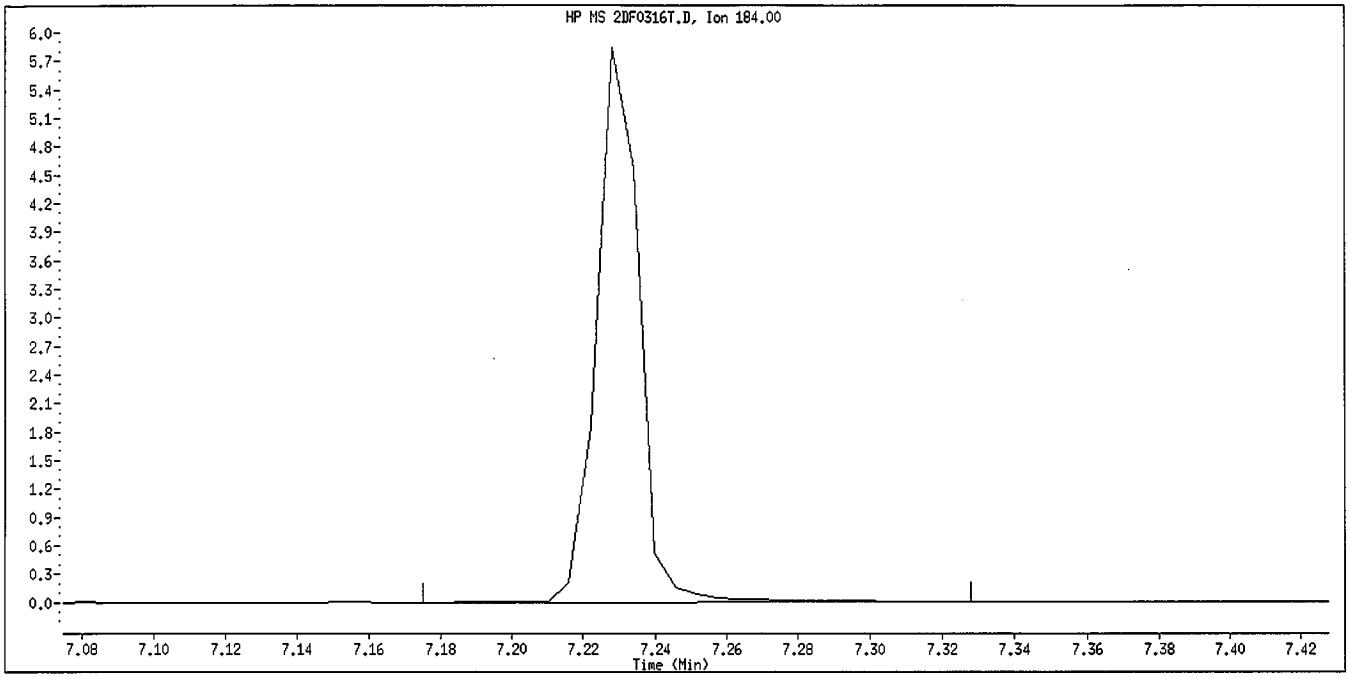

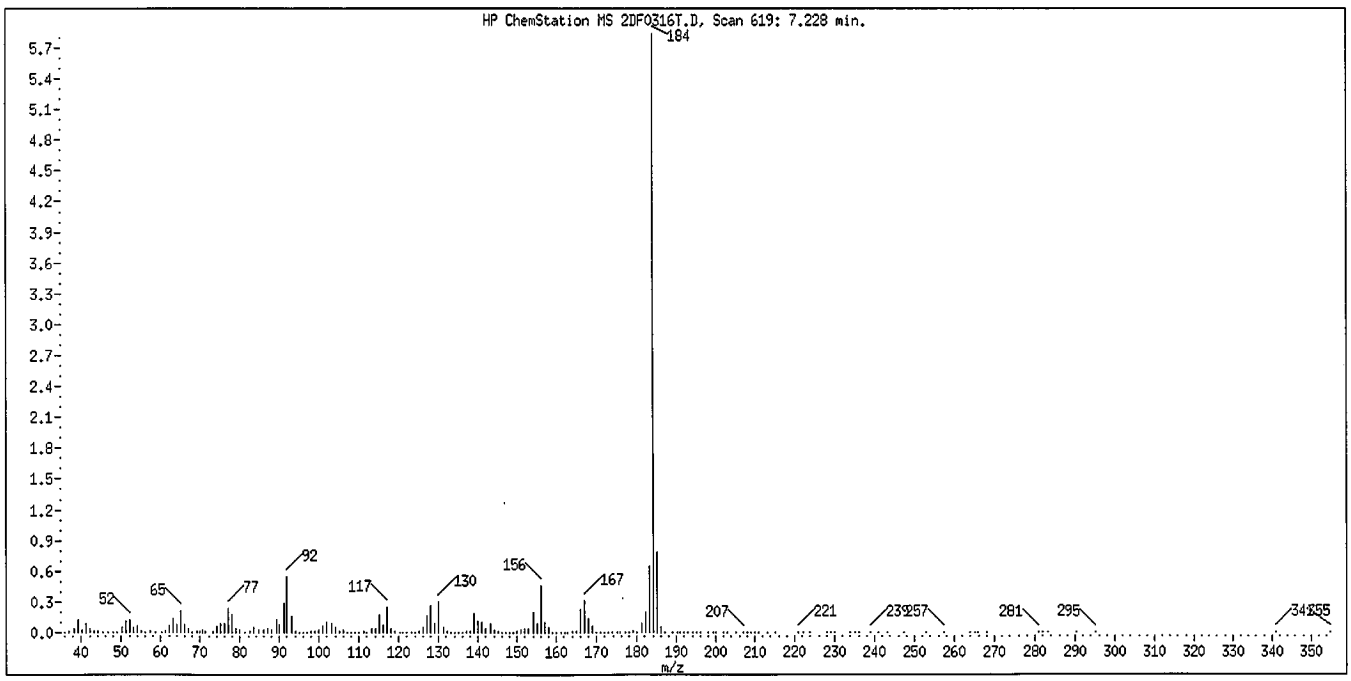

Tailing Factor = 1.12 Good
Acceptance Criteria 0 - 3
Tailing Factor = (T3 - T2) / (T2 - T1)
T1 = 7.217485 T2 = 7.227883 T3 = 7.239545

Data File: 2DF0316T.D
Inj Date: 16-MAR-2010 12:32
Instrument ID: a4ag2.i
Compound Name: 4,4'-DDT
Operator Name: 046900
Report Date: 03/16/2010

DEGRADATION REPORT

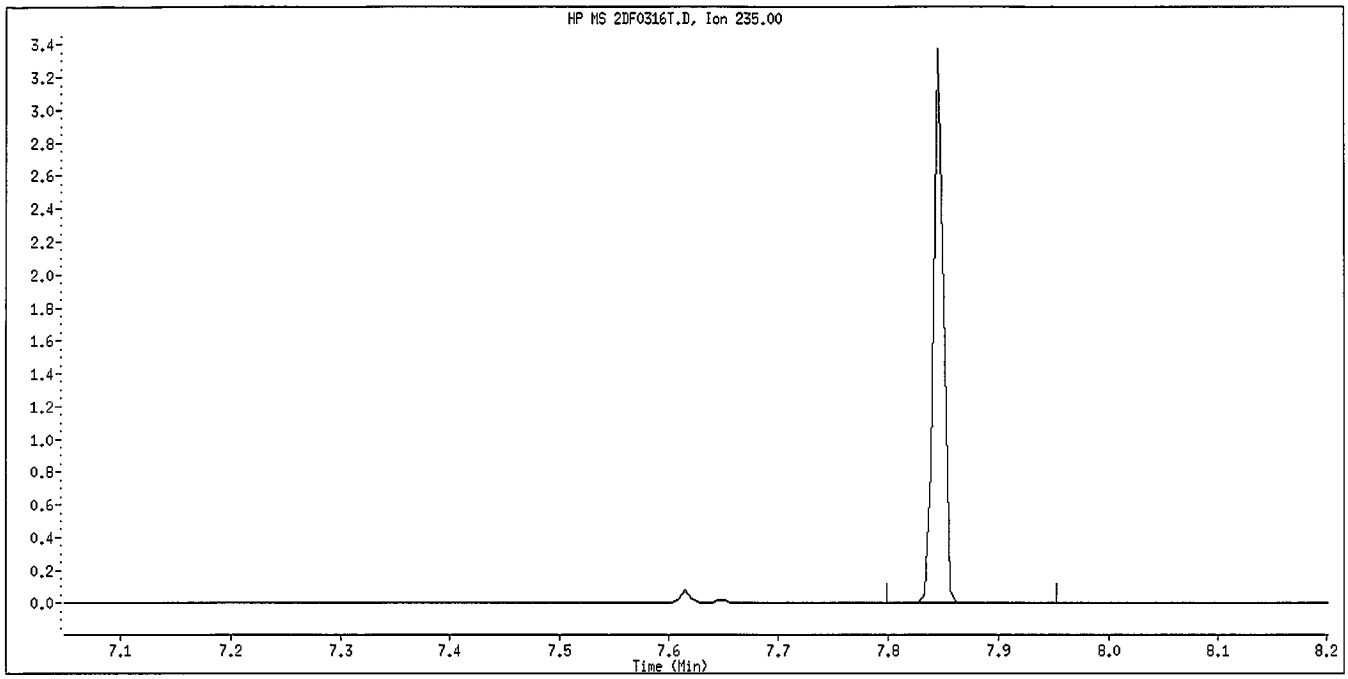

Degradation = 2.05% Good
Acceptance Criteria 0 - 20 %
DDT Area = 2180294
DDE Area = 45687
DDD Area = 0

dd 3/7/10

Data File: \\cansvr11\dd\chem\MSS\a4hp7.i\00305a.b\7DF0305.D

Date : 05-MAR-2010 10:06

Client ID:

Instrument: a4hp7.i

Sample Info: dftpp,00305a.b,dftpp390

Operator: 001710

Column phase:

Column diameter: 2.00

1 dftpp

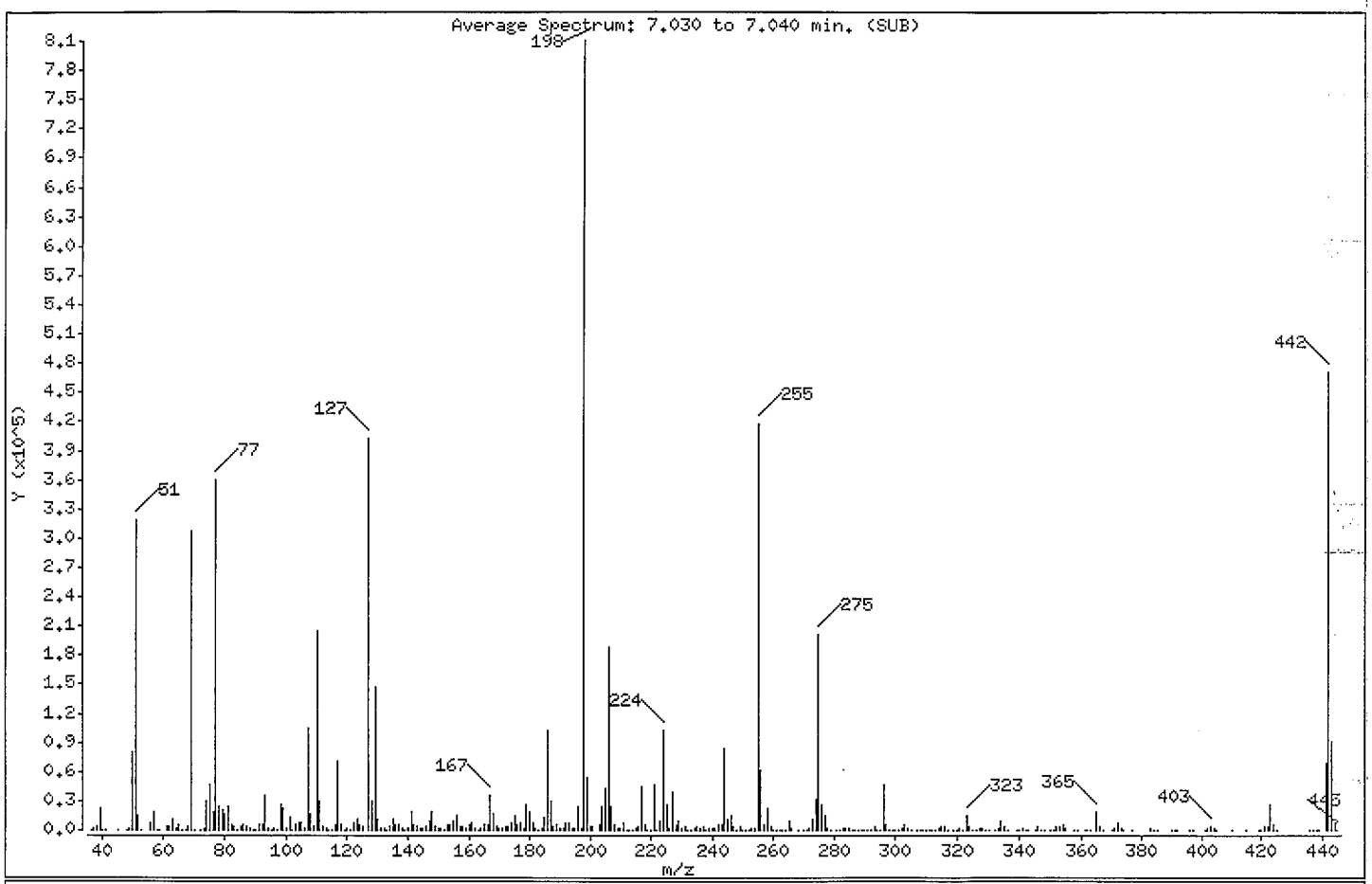

m/e	ION ABUNDANCE CRITERIA	% RELATIVE ABUNDANCE
198	Base Peak, 100% relative abundance	100.00
51	30.00 - 80.00% of mass 198	39.33
68	Less than 2.00% of mass 69	0.55 (1.44)
69	Mass 69 relative abundance	37.87
70	Less than 2.00% of mass 69	0.10 (0.27)
127	25.00 - 75.00% of mass 198	49.73
197	Less than 1.00% of mass 198	0.15
199	5.00 - 9.00% of mass 198	6.60
275	10.00 - 30.00% of mass 198	24.80
365	Greater than 0.75% of mass 198	2.30
441	Present, but less than mass 443	8.41
442	40.00 - 110.00% of mass 198	58.08
443	15.00 - 24.00% of mass 442	11.22 (19.31)

Date : 05-MAR-2010 10:06

Client ID:

Instrument: a4hp7.i

Sample Info: dftpp,00305a.b,dftpp390

Operator: 001710

Column phase:

Column diameter: 2.00

Data File: 7DF0305.D
Spectrum: Average Spectrum: 7.030 to 7.040 min. (SUB)
Location of Maximum: 198.00
Number of points: 344

m/z	Y	m/z	Y	m/z	Y	m/z	Y
36.00	175	133.00	502	221.00	45680	312.00	235
37.00	1580	134.00	3811	222.00	741	313.00	474
38.00	3589	135.00	11663	223.00	9954	314.00	1754
39.00	22368	136.00	4801	224.00	102040	315.00	4654
40.00	568	137.00	6016	225.00	25656	316.00	3240
41.00	330	138.00	1385	226.00	2666	317.00	476
45.00	304	139.00	635	227.00	39704	319.00	119
48.00	286	140.00	2126	228.00	5872	320.00	186
49.00	2437	141.00	18384	229.00	8716	321.00	1414
50.00	80320	142.00	5796	230.00	1614	322.00	695
51.00	318528	143.00	4420	231.00	3816	323.00	15477
52.00	15554	144.00	1055	232.00	524	324.00	2877
53.00	826	145.00	1144	233.00	785	325.00	191
56.00	8145	146.00	3395	234.00	2465	326.00	233
57.00	19456	147.00	8938	235.00	3250	327.00	2591
58.00	832	148.00	18648	236.00	1768	328.00	1533
59.00	476	149.00	4262	237.00	3119	329.00	358
61.00	3849	150.00	1375	238.00	340	330.00	113
62.00	4358	151.00	2512	239.00	1574	332.00	826
63.00	11722	152.00	811	240.00	1125	333.00	1475
64.00	2075	153.00	5650	241.00	2341	334.00	9688
65.00	6220	154.00	4698	242.00	5385	335.00	2810
66.00	399	155.00	10129	243.00	5306	336.00	317
67.00	57	156.00	15588	244.00	84088	339.00	281
68.00	4429	157.00	3339	245.00	11353	340.00	217
69.00	306752	158.00	3453	246.00	14043	341.00	1820
70.00	818	159.00	2567	247.00	3013	342.00	493
72.00	164	160.00	5787	248.00	613	343.00	53
73.00	2244	161.00	8373	249.00	3015	345.00	56
74.00	29400	162.00	2293	250.00	580	346.00	3253
75.00	47248	163.00	813	251.00	653	347.00	735
76.00	18336	164.00	1136	252.00	753	348.00	58
77.00	359232	165.00	6049	253.00	1656	350.00	213
78.00	23656	166.00	5458	254.00	1591	351.00	290
79.00	21304	167.00	35184	255.00	417664	352.00	4369

Date : 05-MAR-2010 10:06

Client ID: Instrument: a4hp7.i

Sample Info: dftpp,00305a.b,dftpp390

Operator: 001710

Column phase: Column diameter: 2.00

Data File: 7DF0305.D
Spectrum: Average Spectrum: 7.030 to 7.040 min. (SUB)
Location of Maximum: 198.00
Number of points: 344

m/z	Y	m/z	Y	m/z	Y	m/z	Y
80.00	16616	168.00	16576	256.00	61024	353.00	3105
81.00	23760	169.00	2879	257.00	4870	354.00	5039
82.00	5226	170.00	1366	258.00	21496	355.00	1003
83.00	4350	171.00	1728	259.00	3867	358.00	62
84.00	365	172.00	3225	260.00	749	359.00	231
85.00	3945	173.00	4194	261.00	579	361.00	131
86.00	6422	174.00	7282	262.00	114	362.00	90
87.00	3040	175.00	14473	263.00	186	363.00	72
88.00	1710	176.00	4670	264.00	839	365.00	18664
89.00	650	177.00	6735	265.00	8661	366.00	2808
90.00	103	178.00	2051	266.00	1338	367.00	238
91.00	5118	179.00	25304	268.00	92	370.00	309
92.00	6160	180.00	18064	270.00	318	371.00	960
93.00	34800	181.00	8362	271.00	726	372.00	7646
94.00	2355	182.00	1374	272.00	1109	373.00	1954
95.00	828	183.00	868	273.00	12029	374.00	149
96.00	1463	184.00	1982	274.00	32520	377.00	195
97.00	75	185.00	12646	275.00	200832	383.00	2036
98.00	25176	186.00	101648	276.00	25952	384.00	577
99.00	22040	187.00	29200	277.00	14962	385.00	195
100.00	1702	188.00	2796	278.00	2689	390.00	780
101.00	13715	189.00	5715	279.00	484	391.00	770
102.00	573	190.00	981	281.00	52	392.00	433
103.00	5082	191.00	2775	282.00	416	396.00	65
104.00	7614	192.00	7772	283.00	1441	397.00	70
105.00	7124	193.00	8202	284.00	1184	401.00	512
106.00	2380	194.00	2045	285.00	2663	402.00	2764
107.00	103504	195.00	1207	286.00	526	403.00	4016
108.00	16656	196.00	24376	287.00	86	404.00	1394
109.00	3340	197.00	1175	288.00	172	405.00	174
110.00	204928	198.00	809984	289.00	596	410.00	130
111.00	30192	199.00	53440	290.00	445	415.00	141
112.00	3323	200.00	3400	291.00	392	419.00	65
113.00	1064	201.00	3695	292.00	708	420.00	138
114.00	503	203.00	4942	293.00	3351	421.00	3355

Date : 05-MAR-2010 10:06

Client ID: Instrument: a4hp7.i

Sample Info: dftpp,00305a.b,dftpp390

Operator: 001710

Column phase: Column diameter: 2.00

Data File: 7DF0305.D
Spectrum: Average Spectrum: 7.030 to 7.040 min. (SUB)
Location of Maximum: 198.00
Number of points: 344

m/z	Y	m/z	Y	m/z	Y	m/z	Y
115.00	352	204.00	24488	294.00	763	422.00	3723
116.00	5575	205.00	43224	295.00	919	423.00	25920
117.00	71288	206.00	187648	296.00	45824	424.00	5048
118.00	5191	207.00	25064	297.00	6138	425.00	364
119.00	635	208.00	5574	298.00	379	436.00	110
120.00	1573	209.00	2133	299.00	215	437.00	145
121.00	435	210.00	2365	300.00	69	438.00	221
122.00	7102	211.00	6702	301.00	464	439.00	307
123.00	10536	212.00	465	302.00	1094	441.00	68080
124.00	4918	213.00	522	303.00	5607	442.00	470400
125.00	4036	214.00	195	304.00	1606	443.00	90856
127.00	402816	215.00	1978	305.00	208	444.00	8233
128.00	29032	216.00	3455	307.00	72	445.00	407
129.00	147584	217.00	44880	308.00	784		
130.00	11829	218.00	6057	309.00	453		
131.00	2647	219.00	819	310.00	671		
132.00	1362	220.00	64	311.00	179		

Data File: \\cansvr11\dd\chem\MSS\a4hp7.i\00305a.b\7DF0305T.D

Date : 05-MAR-2010 10:06

Client ID:

Instrument: a4hp7.i

Sample Info: dftpp,00305a.b,dftpp390

Volume Injected (uL): 1.0

Operator: 001710

Column phase:

Column diameter: 2.00

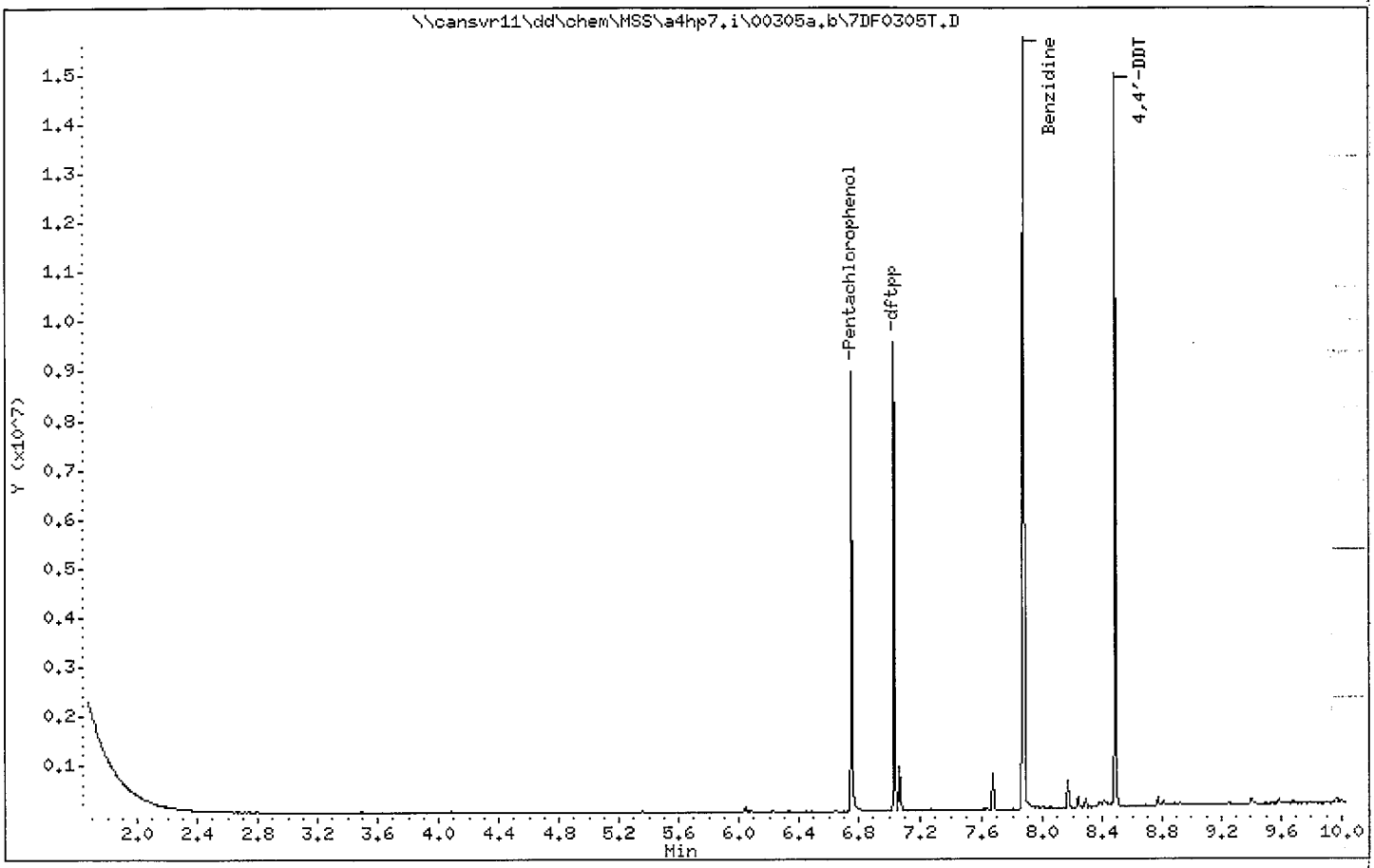

Data File: 7DF0305T.D
Inj Date: 05-MAR-2010 10:06
Instrument ID: a4hp7.i
Compound Name: Benzidine
Operator Name: 001710
Report Date: 03/05/2010

TAILING FACTOR

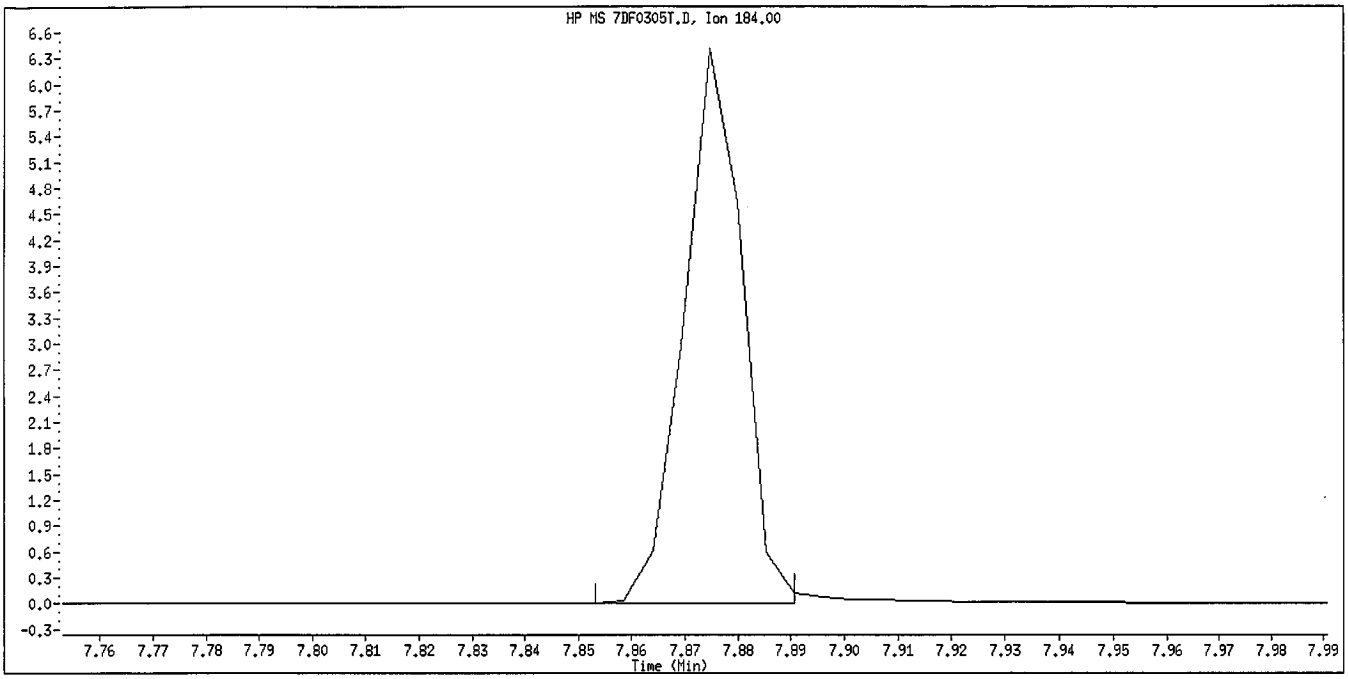

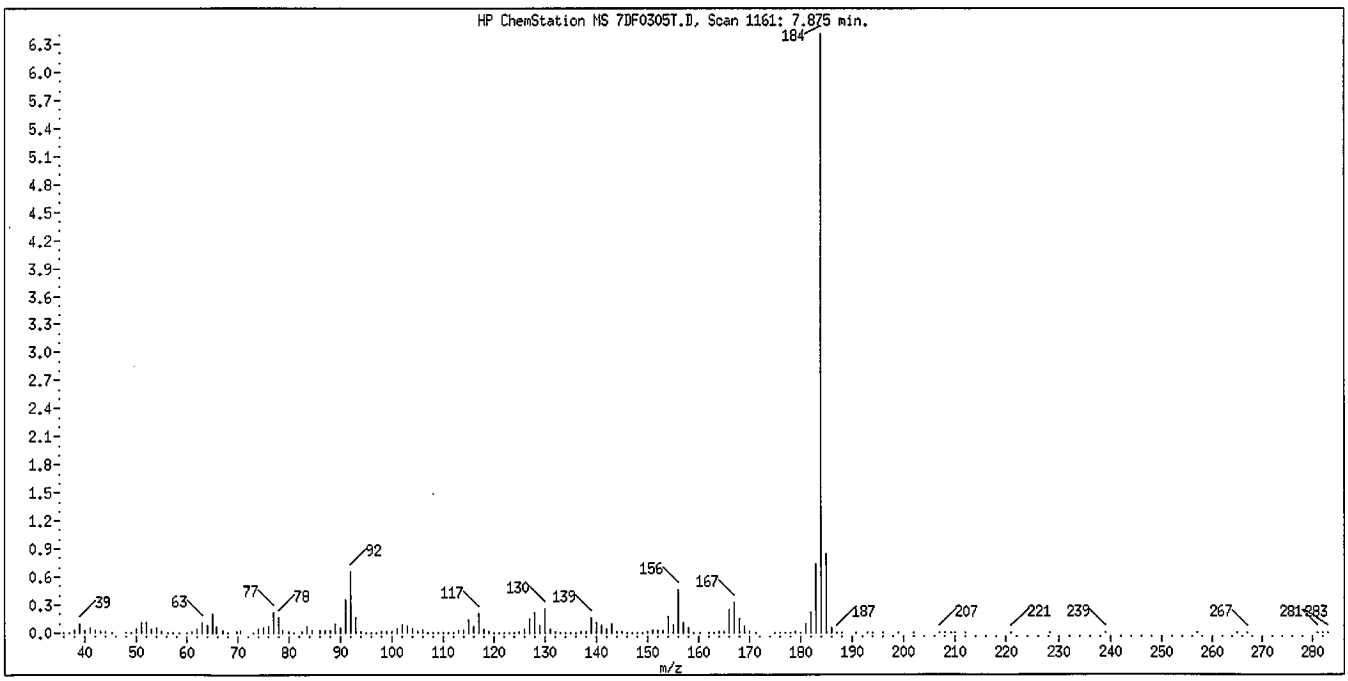

Tailing Factor = 1 Good
Acceptance Criteria 0 - 3
Tailing Factor = (T3 - T2) / (T2 - T1)
T1 = 7.863949 T2 = 7.874583 T3 = 7.885213

Data File: 7DF0305T.D
Inj Date: 05-MAR-2010 10:06
Instrument ID: a4hp7.i
Compound Name: 4,4'-DDT
Operator Name: 001710
Report Date: 03/05/2010

DEGRADATION REPORT

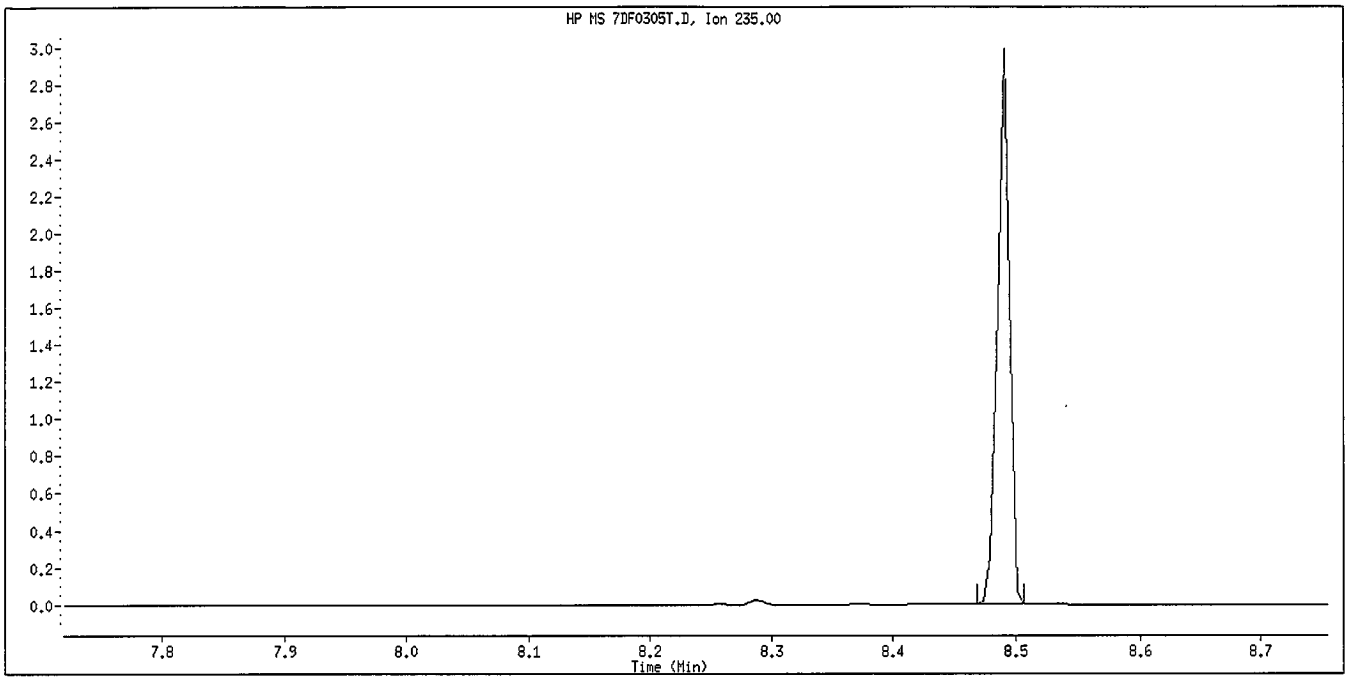

Degradation = 0% Good
Acceptance Criteria 0 - 20 %
DDT Area = 2013352
DDE Area = 0
DDD Area = 0

Data File: 7DF0305T.D
Inj Date: 05-MAR-2010 10:06
Instrument ID: a4hp7.i
Compound Name: Pentachlorophenol
Operator Name: 001710
Report Date: 03/05/2010

TAILING FACTOR

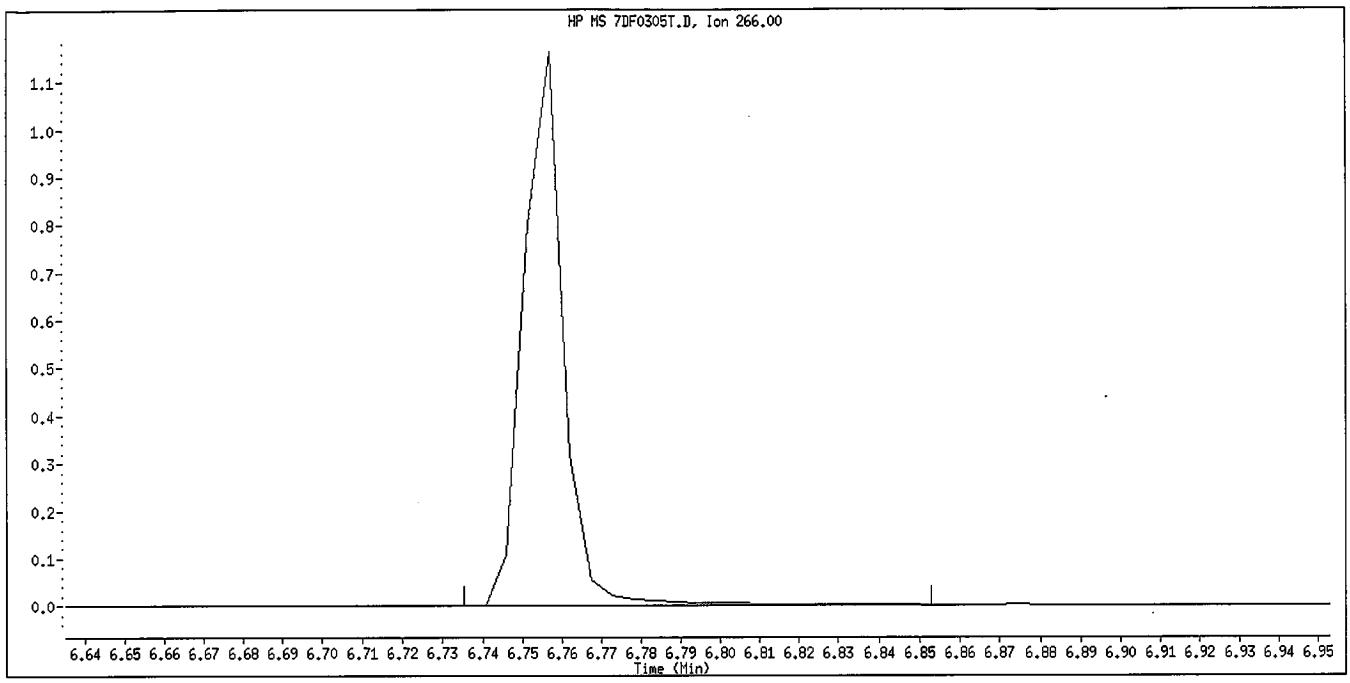

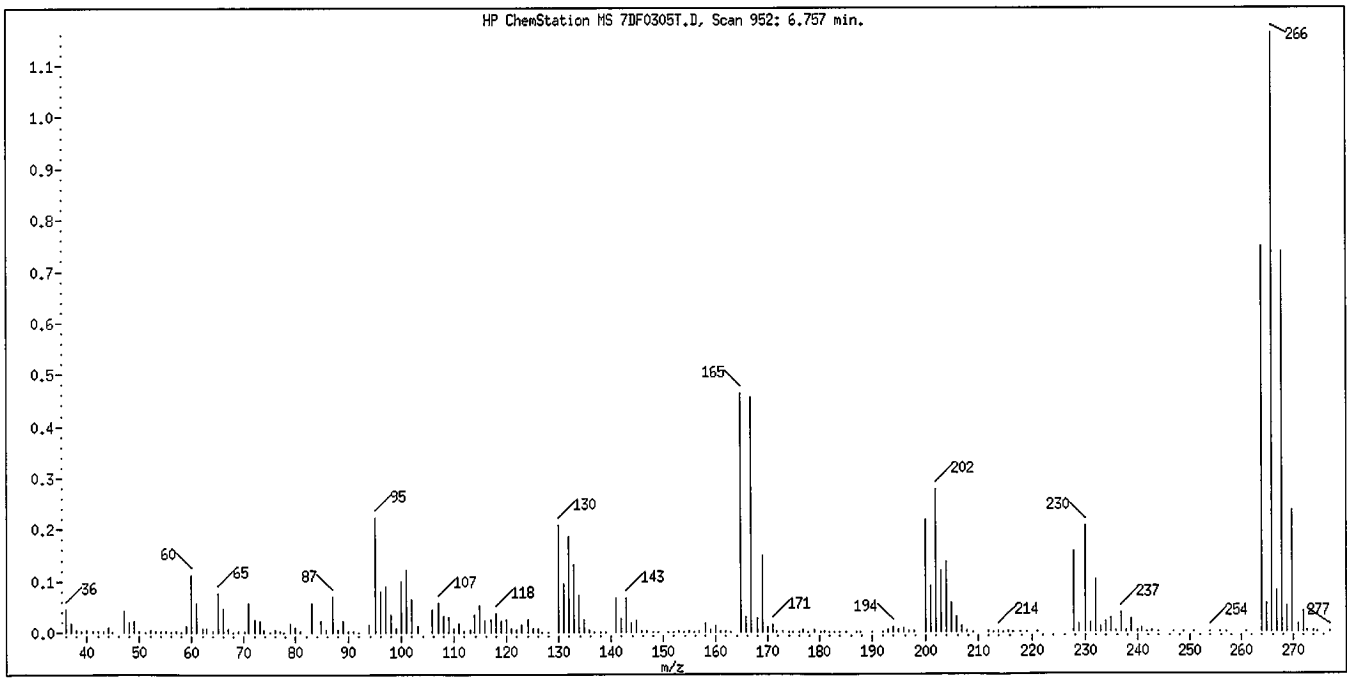

Tailing Factor = 0.886 Good
Acceptance Criteria 0 - 5
Tailing Factor = (T3 - T2) / (T2 - T1)
T1 = 6.746086 T2 = 6.756717 T3 = 6.766134

Data File: \\cansvr11\dd\chem\MSS\a4hp7.i\00305b.b\7DF0305B.D

Date : 05-MAR-2010 13:57

Client ID:

Instrument: a4hp7.i

Sample Info: dftpp,00305b.b,dftpp390

Operator: 001710

Column phase:

Column diameter: 2.00

1 dftpp

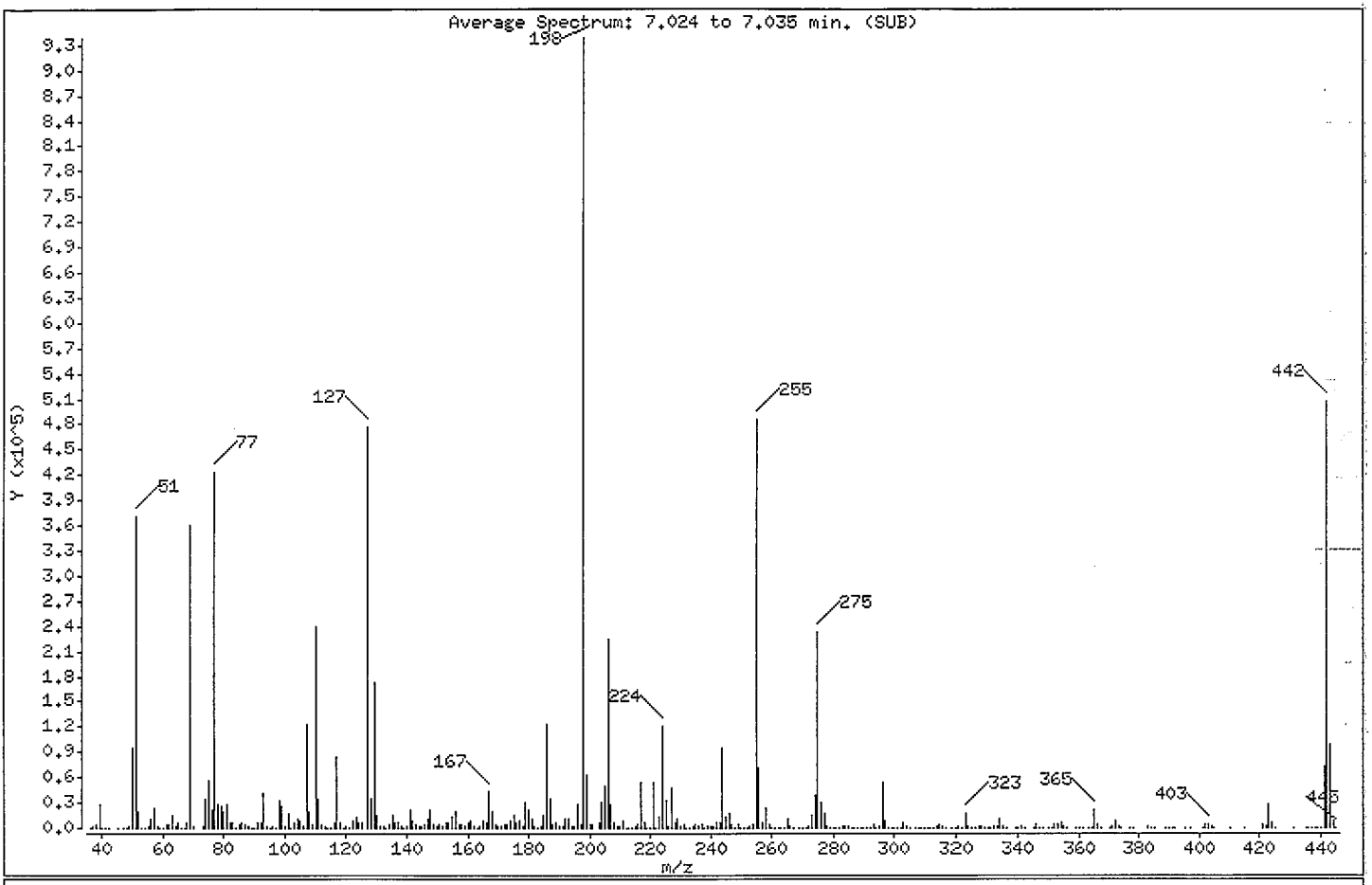

m/e	ION ABUNDANCE CRITERIA	% RELATIVE ABUNDANCE
198	Base Peak, 100% relative abundance	100.00
51	30.00 - 80.00% of mass 198	39.55
68	Less than 2.00% of mass 69	0.71 (1.85)
69	Mass 69 relative abundance	38.29
70	Less than 2.00% of mass 69	0.21 (0.55)
127	25.00 - 75.00% of mass 198	50.85
197	Less than 1.00% of mass 198	0.38
199	5.00 - 9.00% of mass 198	6.74
275	10.00 - 30.00% of mass 198	24.78
365	Greater than 0.75% of mass 198	2.32
441	Present, but less than mass 443	7.89
442	40.00 - 110.00% of mass 198	54.08
443	15.00 - 24.00% of mass 442	10.48 (19.38)

Date : 05-MAR-2010 13:57

Client ID: Instrument: a4hp7.i

Sample Info: dftpp,00305b.b,dftpp390

Operator: 001710

Column phase: Column diameter: 2.00

Data File: 7DF0305B.D
Spectrum: Average Spectrum: 7.024 to 7.035 min. (SUB)
Location of Maximum: 198.00
Number of points: 354

m/z	Y	m/z	Y	m/z	Y	m/z	Y
36.00	274	131.00	2911	221.00	53856	312.00	223
37.00	1435	132.00	1731	222.00	655	313.00	417
38.00	4058	133.00	529	223.00	11868	314.00	2876
39.00	27016	134.00	4881	224.00	120928	315.00	5370
40.00	844	135.00	14294	225.00	31296	316.00	3103
41.00	240	136.00	5415	226.00	3179	317.00	543
42.00	149	137.00	7416	227.00	47704	319.00	127
45.00	555	138.00	1622	228.00	6579	320.00	192
47.00	222	139.00	1053	229.00	9966	321.00	1736
48.00	125	140.00	1955	230.00	1607	322.00	1004
49.00	1173	141.00	21064	231.00	4296	323.00	18224
50.00	94176	142.00	7724	232.00	672	324.00	3202
51.00	371008	143.00	4874	233.00	1031	325.00	320
52.00	18576	144.00	1214	234.00	3100	326.00	267
53.00	754	145.00	1407	235.00	3398	327.00	3108
54.00	246	146.00	4709	236.00	2291	328.00	1936
55.00	1407	147.00	11402	237.00	3376	329.00	339
56.00	9796	148.00	22344	238.00	531	330.00	106
57.00	24664	149.00	4771	239.00	1831	331.00	63
58.00	1230	150.00	1376	240.00	1676	332.00	1337
59.00	279	151.00	3707	241.00	2670	333.00	1816
60.00	238	152.00	1707	242.00	6111	334.00	10692
61.00	4496	153.00	6700	243.00	6523	335.00	3098
62.00	4804	154.00	5678	244.00	95696	336.00	366
63.00	14382	155.00	12137	245.00	12814	339.00	263
64.00	1981	156.00	18344	246.00	17920	340.00	195
65.00	6884	157.00	3973	247.00	3327	341.00	2055
66.00	690	158.00	4151	248.00	743	342.00	533
67.00	491	159.00	2916	249.00	3450	345.00	63
68.00	6654	160.00	6946	250.00	701	346.00	3696
69.00	359296	161.00	9440	251.00	620	347.00	636
70.00	1973	162.00	2696	252.00	873	348.00	51
73.00	2350	163.00	625	253.00	1531	350.00	213
74.00	35224	164.00	1350	254.00	3653	351.00	260
75.00	55384	165.00	7716	255.00	486208	352.00	4928

Date : 05-MAR-2010 13:57

Client ID: Instrument: a4hp7.i

Sample Info: dftpp,00305b,b,dftpp390

Operator: 001710

Column phase: Column diameter: 2.00

Data File: 7DF0305B.D
Spectrum: Average Spectrum: 7.024 to 7.035 min. (SUB)
Location of Maximum: 198.00
Number of points: 354

m/z	Y	m/z	Y	m/z	Y	m/z	Y
76.00	20696	166.00	6248	256.00	70112	353.00	3519
77.00	422080	167.00	42360	257.00	5577	354.00	5597
78.00	28576	168.00	19424	258.00	23968	355.00	1117
79.00	25456	169.00	3323	259.00	3982	356.00	105
80.00	19368	170.00	1394	260.00	730	359.00	324
81.00	28456	171.00	1812	261.00	758	360.00	88
82.00	7426	172.00	3608	262.00	181	361.00	103
83.00	6284	173.00	4743	263.00	380	363.00	66
84.00	433	174.00	9349	264.00	534	364.00	291
85.00	5060	175.00	15973	265.00	10084	365.00	21720
86.00	7290	176.00	5747	266.00	1455	366.00	3442
87.00	3860	177.00	8104	267.00	40	367.00	212
88.00	1852	178.00	2148	269.00	116	370.00	495
89.00	507	179.00	30528	270.00	563	371.00	1139
90.00	217	180.00	21168	271.00	863	372.00	7640
91.00	6404	181.00	10131	272.00	1103	373.00	2031
92.00	7228	182.00	1753	273.00	14264	374.00	324
93.00	40968	183.00	955	274.00	38672	377.00	123
94.00	2919	184.00	2466	275.00	232448	378.00	73
95.00	658	185.00	15338	276.00	30480	383.00	2084
96.00	1661	186.00	121960	277.00	17776	384.00	540
97.00	877	187.00	34824	278.00	3121	385.00	163
98.00	31752	188.00	3254	279.00	413	389.00	82
99.00	26048	189.00	7265	280.00	68	390.00	958
100.00	2227	190.00	1320	281.00	38	391.00	824
101.00	16488	191.00	2944	282.00	323	392.00	503
102.00	884	192.00	9800	283.00	1760	395.00	52
103.00	5787	193.00	10419	284.00	1499	397.00	76
104.00	9940	194.00	2153	285.00	2943	401.00	594
105.00	8745	195.00	1601	286.00	499	402.00	3525
106.00	3154	196.00	28888	287.00	102	403.00	4381
107.00	122456	197.00	3534	288.00	148	404.00	1692
108.00	19328	198.00	938240	289.00	772	405.00	259
109.00	4061	199.00	63256	290.00	742	410.00	98
110.00	238336	200.00	4334	291.00	331	415.00	253

Date : 05-MAR-2010 13:57

Client ID: Instrument: a4hp7.i

Sample Info: dftpp,00305b.b,dftpp390

Operator: 001710

Column phase: Column diameter: 2.00

Data File: 7DF0305B.D
Spectrum: Average Spectrum: 7.024 to 7.035 min. (SUB)
Location of Maximum: 198.00
Number of points: 354

m/z	Y	m/z	Y	m/z	Y	m/z	Y
111.00	35112	201.00	4862	292.00	898	421.00	3656
112.00	3967	203.00	5912	293.00	4121	422.00	3118
113.00	1497	204.00	29616	294.00	844	423.00	28072
114.00	457	205.00	49424	295.00	1205	424.00	5420
115.00	426	206.00	223744	296.00	53992	425.00	508
116.00	6372	207.00	28568	297.00	7658	431.00	67
117.00	84360	208.00	6772	298.00	539	435.00	52
118.00	6360	209.00	2123	299.00	74	436.00	119
119.00	793	210.00	1255	300.00	53	437.00	64
120.00	1720	211.00	7802	301.00	738	438.00	233
121.00	625	212.00	862	302.00	977	439.00	386
122.00	8276	213.00	568	303.00	6440	440.00	209
123.00	12485	214.00	211	304.00	1924	441.00	74072
124.00	5704	215.00	2001	305.00	245	442.00	507392
125.00	5625	216.00	4629	307.00	94	443.00	98352
127.00	477120	217.00	53232	308.00	870	444.00	9332
128.00	35424	218.00	6991	309.00	496	445.00	441
129.00	173312	219.00	572	310.00	761		
130.00	15195	220.00	137	311.00	108		

Data File: \\cansvr11\dd\chem\MSS\a4hp7.i\00305t.b\7DF0305BT.D

Date : 05-MAR-2010 13:57

Client ID:

Instrument: a4hp7.i

Sample Info: dftpp,00305b.b,dftpp390

Volume Injected (uL): 1.0

Operator: 001710

Column phase:

Column diameter: 2.00

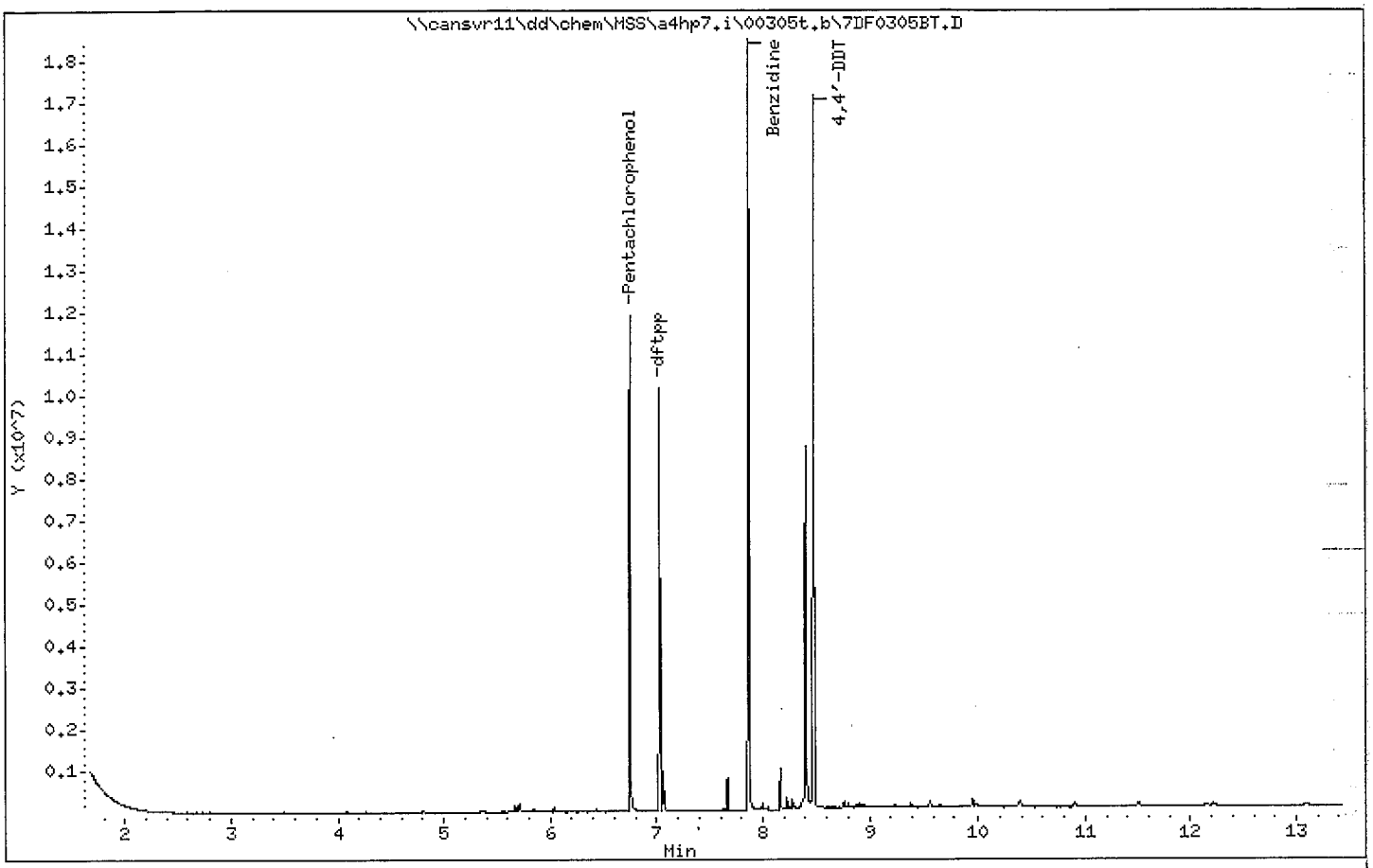

Data File: 7DF0305BT.D
Inj Date: 05-MAR-2010 13:57
Instrument ID: a4hp7.i
Compound Name: Benzidine
Operator Name: 001710
Report Date: 03/05/2010

TAILING FACTOR

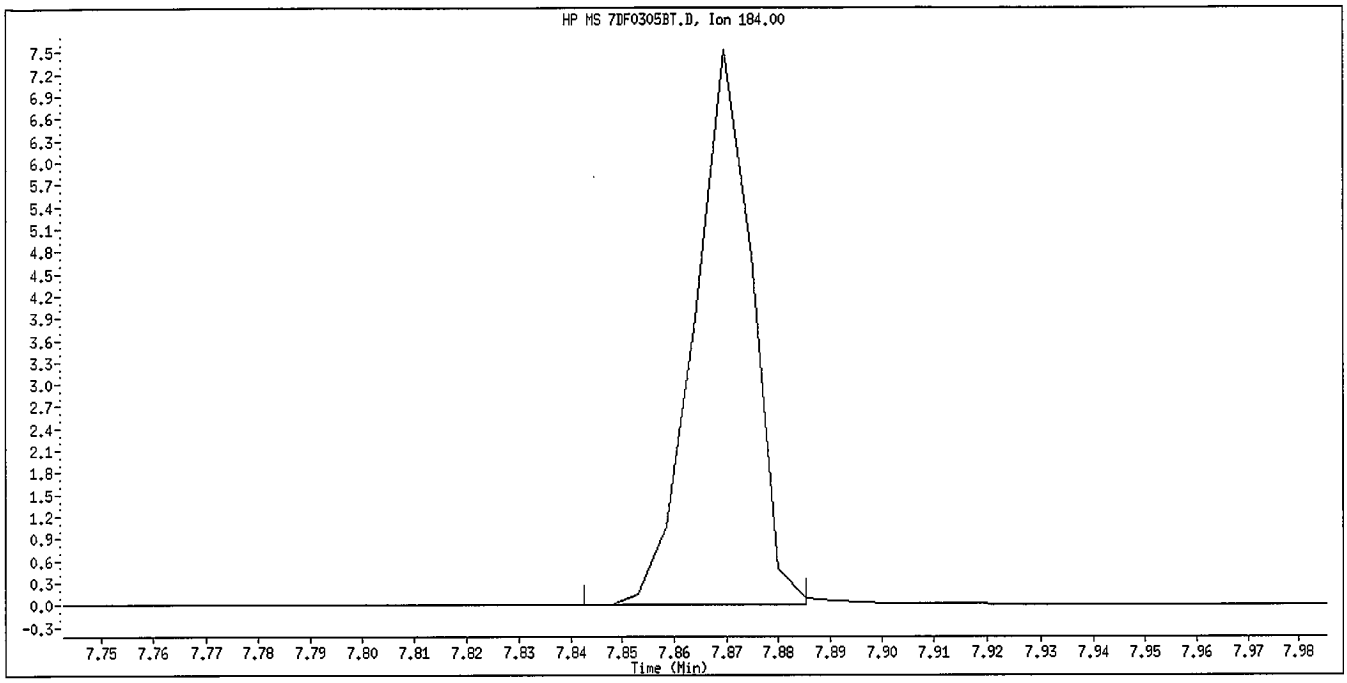

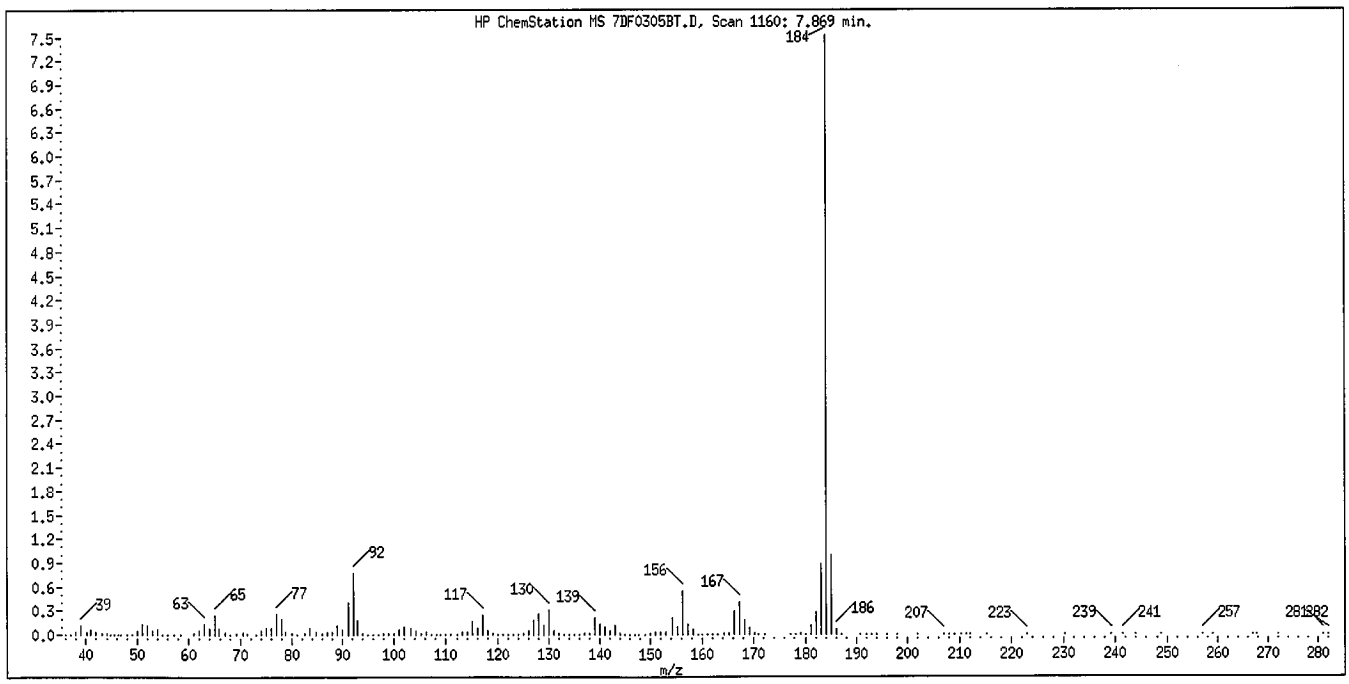

Tailing Factor = 0.828 Good
Acceptance Criteria 0 - 3
Tailing Factor = (T3 - T2) / (T2 - T1)
T1 = 7.856804 T2 = 7.8693 T3 = 7.879648

Data File: 7DF0305BT.D
Inj Date: 05-MAR-2010 13:57
Instrument ID: a4hp7.i
Compound Name: 4,4'-DDT
Operator Name: 001710
Report Date: 03/05/2010

DEGRADATION REPORT

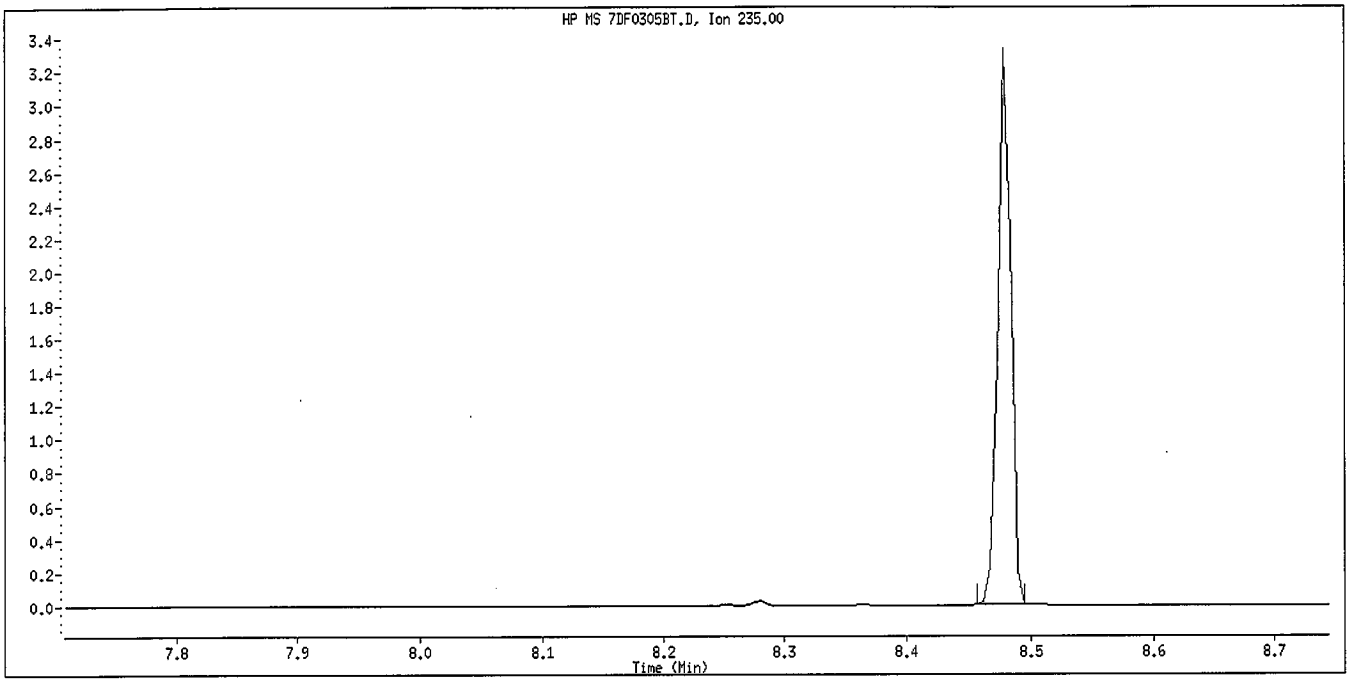

Degradation = 0% Good
Acceptance Criteria 0 - 20 %
DDT Area = 2377869
DDE Area = 0
DDD Area = 0

Data File: 7DF0305BT.D
Inj Date: 05-MAR-2010 13:57
Instrument ID: a4hp7.i
Compound Name: Pentachlorophenol
Operator Name: 001710
Report Date: 03/05/2010

TAILING FACTOR

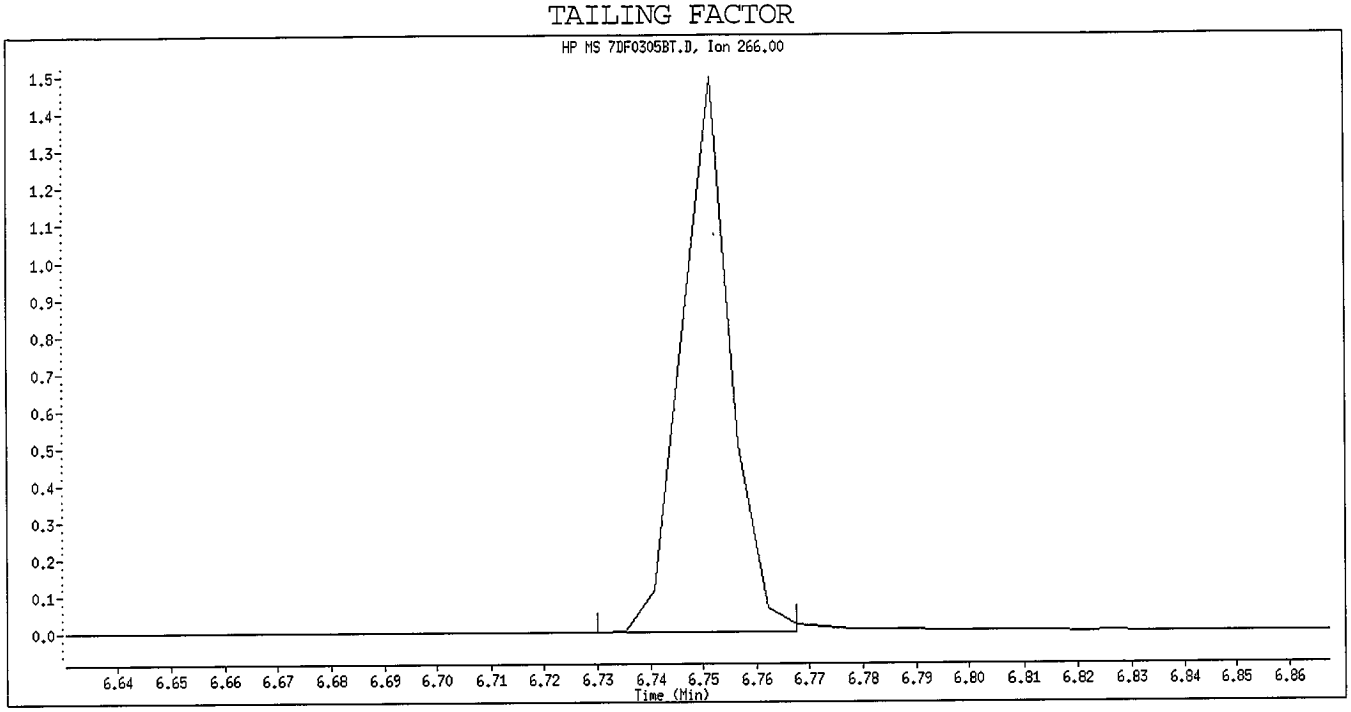

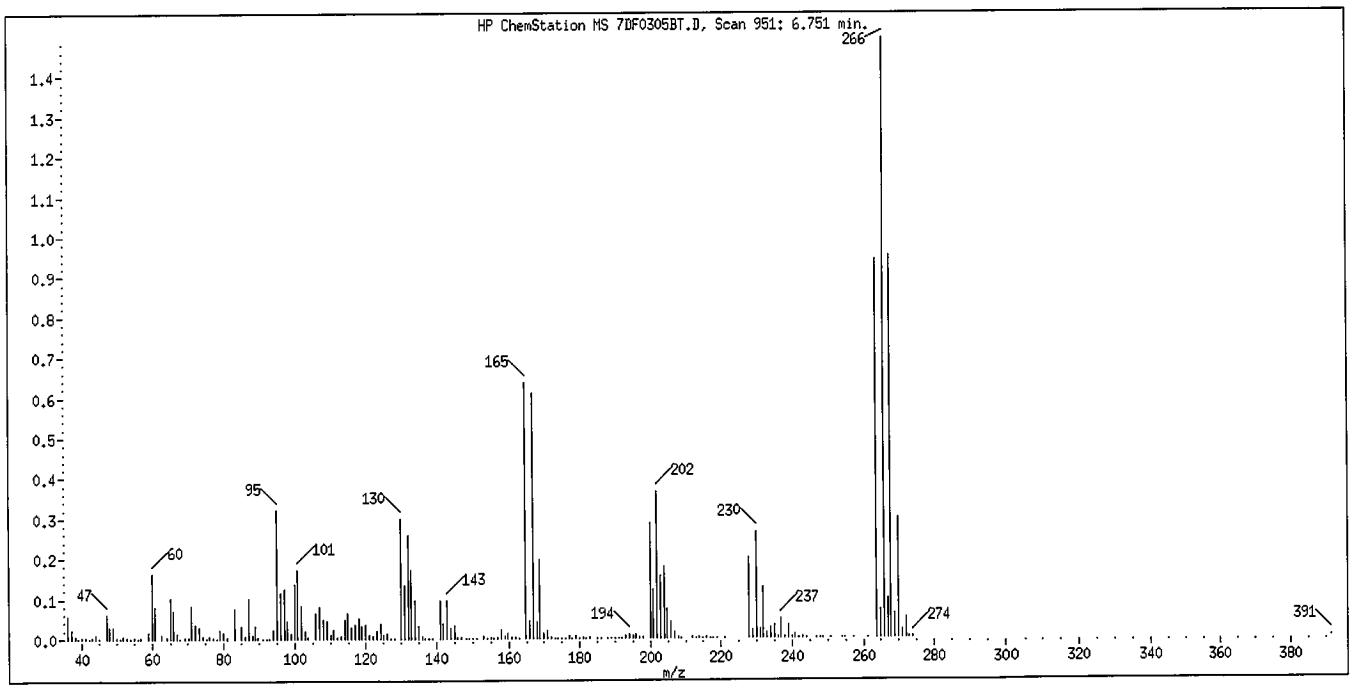

Tailing Factor = 0.928 Good
Acceptance Criteria 0 - 5
Tailing Factor = (T3 - T2) / (T2 - T1)
T1 = 6.740997 T2 = 6.751433 T3 = 6.761119

LABORATORY CONTROL SAMPLE EVALUATION REPORT

GC/MS Semivolatiles

Client Lot #...: A0B240490 **Work Order #...:** LV21E1AC **Matrix.....:** SOLID
LCS Lot-Sample#: A0B250000-039
Prep Date.....: 02/25/10 **Analysis Date..:** 03/05/10
Prep Batch #...: 0056039
Dilution Factor: 1 **Final Wgt/Vol..:** 2 mL
Initial Wgt/Vol: 30 g

PARAMETER	PERCENT RECOVERY	RECOVERY LIMITS	METHOD
Acenaphthene	58	(45 - 110)	SW846 8270C
Pyrene	65	(45 - 125)	SW846 8270C
Acenaphthylene	59	(45 - 105)	SW846 8270C
Anthracene	67	(55 - 105)	SW846 8270C
Benzo(a)anthracene	65	(50 - 110)	SW846 8270C
Benzo(b)fluoranthene	68	(45 - 115)	SW846 8270C
Benzo(k)fluoranthene	71	(45 - 125)	SW846 8270C
Benzo(ghi)perylene	68	(40 - 125)	SW846 8270C
Benzo(a)pyrene	59	(50 - 110)	SW846 8270C
Chrysene	65	(55 - 110)	SW846 8270C
Dibenzo(a,h)anthracene	69	(40 - 125)	SW846 8270C
Fluoranthene	71	(55 - 115)	SW846 8270C
Fluorene	61	(50 - 110)	SW846 8270C
Indeno(1,2,3-cd)pyrene	68	(40 - 120)	SW846 8270C
Naphthalene	57	(40 - 105)	SW846 8270C
Phenanthrene	65	(50 - 110)	SW846 8270C
4-Chloro-3-methylphenol	62	(45 - 115)	SW846 8270C
2-Chlorophenol	57	(45 - 105)	SW846 8270C
1,4-Dichlorobenzene	57	(35 - 105)	SW846 8270C
2,4-Dinitrotoluene	67	(50 - 115)	SW846 8270C
4-Nitrophenol	70	(15 - 140)	SW846 8270C
N-Nitrosodi-n-propyl-amine	58	(40 - 115)	SW846 8270C
Pentachlorophenol	48	(25 - 120)	SW846 8270C
Phenol	59	(40 - 100)	SW846 8270C
1,2,4-Trichloro-benzene	55	(45 - 110)	SW846 8270C
bis(2-Ethylhexyl) phthalate	71	(45 - 125)	SW846 8270C
bis(2-Chloroethoxy) methane	58	(45 - 110)	SW846 8270C
bis(2-Chloroethyl)-ether	60	(40 - 105)	SW846 8270C

(Continued on next page)

LABORATORY CONTROL SAMPLE EVALUATION REPORT

GC/MS Semivolatiles

Client Lot #...: A0B240490 **Work Order #...:** LV21E1AC **Matrix.....:** SOLID
LCS Lot-Sample#: A0B250000-039

PARAMETER	PERCENT RECOVERY	RECOVERY LIMITS	METHOD
4-Bromophenyl phenyl ether	66	(45 - 115)	SW846 8270C
Butyl benzyl phthalate	68	(50 - 125)	SW846 8270C
Carbazole	69	(45 - 115)	SW846 8270C
4-Chloroaniline	50	(10 - 95)	SW846 8270C
2-Chloronaphthalene	57	(45 - 105)	SW846 8270C
4-Chlorophenyl phenyl ether	62	(45 - 110)	SW846 8270C
Dibenzofuran	59	(50 - 105)	SW846 8270C
Di-n-butyl phthalate	72	(55 - 110)	SW846 8270C
1,2-Dichlorobenzene	57	(45 - 95)	SW846 8270C
1,3-Dichlorobenzene	55	(40 - 100)	SW846 8270C
3,3'-Dichlorobenzidine	45	(10 - 130)	SW846 8270C
2,4-Dichlorophenol	58	(45 - 110)	SW846 8270C
Diethyl phthalate	67	(50 - 115)	SW846 8270C
2,4-Dimethylphenol	49	(30 - 105)	SW846 8270C
Dimethyl phthalate	63	(50 - 110)	SW846 8270C
4,6-Dinitro-2-methylphenol	58	(30 - 135)	SW846 8270C
2,4-Dinitrophenol	44	(15 - 130)	SW846 8270C
2,6-Dinitrotoluene	66	(50 - 110)	SW846 8270C
Di-n-octyl phthalate	70	(40 - 130)	SW846 8270C
Hexachlorobenzene	66	(45 - 120)	SW846 8270C
Hexachlorobutadiene	56	(40 - 115)	SW846 8270C
Hexachloroethane	55	(35 - 110)	SW846 8270C
Isophorone	56	(45 - 110)	SW846 8270C
2-Methylnaphthalene	67	(45 - 105)	SW846 8270C
2-Methylphenol	58	(40 - 105)	SW846 8270C
2-Nitroaniline	67	(45 - 120)	SW846 8270C
3-Nitroaniline	59	(25 - 110)	SW846 8270C
4-Nitroaniline	70	(35 - 115)	SW846 8270C
Nitrobenzene	58	(40 - 115)	SW846 8270C
2-Nitrophenol	56	(40 - 110)	SW846 8270C
N-Nitrosodiphenylamine	67	(50 - 115)	SW846 8270C
2,4,5-Trichloro-phenol	63	(50 - 110)	SW846 8270C
2,4,6-Trichloro-phenol	56	(45 - 110)	SW846 8270C

(Continued on next page)

LABORATORY CONTROL SAMPLE EVALUATION REPORT

GC/MS Semivolatiles

Client Lot #...: A0B240490 **Work Order #...:** LV21E1AC **Matrix.....:** SOLID
LCS Lot-Sample#: A0B250000-039

PARAMETER	PERCENT RECOVERY	RECOVERY LIMITS	METHOD
Benzyl alcohol	**57**	**(20 - 125)**	**SW846 8270C**
bis(2-Chloroisopropyl) ether	**59**	**(20 - 115)**	**SW846 8270C**
N-Nitrosodimethylamine	**59**	**(20 - 115)**	**SW846 8270C**
3-Methylphenol & 4-Methylphenol	**57**	**(40 - 105)**	**SW846 8270C**
1,2-Diphenylhydrazine (as Azobenzene)	**67**	**(1.0- 175)**	**SW846 8270C**

SURROGATE	PERCENT RECOVERY	RECOVERY LIMITS
2-Fluorobiphenyl	54	(45 - 105)
2-Fluorophenol	57	(35 - 105)
Phenol-d5	56	(40 - 100)
2,4,6-Tribromophenol	54	(35 - 125)
Nitrobenzene-d5	58	(35 - 100)
Terphenyl-d14	74	(30 - 125)

NOTE(S):

Calculations are performed before rounding to avoid round-off errors in calculated results.

Bold print denotes control parameters

LABORATORY CONTROL SAMPLE DATA REPORT

GC/MS Semivolatiles

Client Lot #...: A0B240490 **Work Order #...:** LV21E1AC **Matrix.....:** SOLID
LCS Lot-Sample#: A0B250000-039
Prep Date.....: 02/25/10 **Analysis Date..:** 03/05/10
Prep Batch #...: 0056039
Dilution Factor: 1 **Final Wgt/Vol..:** 2 mL
Initial Wgt/Vol: 30 g

PARAMETER	SPIKE AMOUNT	MEASURED AMOUNT	UNITS	PERCENT RECOVERY	METHOD
Acenaphthene	**670**	**380**	**ug/kg**	**58**	**SW846 8270C**
Pyrene	**670**	**440**	**ug/kg**	**65**	**SW846 8270C**
Acenaphthylene	**670**	**400**	**ug/kg**	**59**	**SW846 8270C**
Anthracene	**670**	**440**	**ug/kg**	**67**	**SW846 8270C**
Benzo(a)anthracene	**670**	**430**	**ug/kg**	**65**	**SW846 8270C**
Benzo(b)fluoranthene	**670**	**450**	**ug/kg**	**68**	**SW846 8270C**
Benzo(k)fluoranthene	**670**	**470**	**ug/kg**	**71**	**SW846 8270C**
Benzo(ghi)perylene	**670**	**450**	**ug/kg**	**68**	**SW846 8270C**
Benzo(a)pyrene	**670**	**400**	**ug/kg**	**59**	**SW846 8270C**
Chrysene	**670**	**440**	**ug/kg**	**65**	**SW846 8270C**
Dibenzo(a,h)anthracene	**670**	**460**	**ug/kg**	**69**	**SW846 8270C**
Fluoranthene	**670**	**470**	**ug/kg**	**71**	**SW846 8270C**
Fluorene	**670**	**410**	**ug/kg**	**61**	**SW846 8270C**
Indeno(1,2,3-cd)pyrene	**670**	**450**	**ug/kg**	**68**	**SW846 8270C**
Naphthalene	**670**	**380**	**ug/kg**	**57**	**SW846 8270C**
Phenanthrene	**670**	**430**	**ug/kg**	**65**	**SW846 8270C**
4-Chloro-3-methylphenol	**670**	**410**	**ug/kg**	**62**	**SW846 8270C**
2-Chlorophenol	**670**	**380**	**ug/kg**	**57**	**SW846 8270C**
1,4-Dichlorobenzene	**670**	**380**	**ug/kg**	**57**	**SW846 8270C**
2,4-Dinitrotoluene	**670**	**450**	**ug/kg**	**67**	**SW846 8270C**
4-Nitrophenol	**670**	**470**	**ug/kg**	**70**	**SW846 8270C**
N-Nitrosodi-n-propyl-amine	**670**	**390**	**ug/kg**	**58**	**SW846 8270C**
Pentachlorophenol	**670**	**320**	**ug/kg**	**48**	**SW846 8270C**
Phenol	**670**	**390**	**ug/kg**	**59**	**SW846 8270C**
1,2,4-Trichloro-benzene	**670**	**370**	**ug/kg**	**55**	**SW846 8270C**
bis(2-Ethylhexyl) phthalate	**670**	**470**	**ug/kg**	**71**	**SW846 8270C**
bis(2-Chloroethoxy) methane	**670**	**390**	**ug/kg**	**58**	**SW846 8270C**
bis(2-Chloroethyl)-ether	**670**	**400**	**ug/kg**	**60**	**SW846 8270C**

(Continued on next page)

LABORATORY CONTROL SAMPLE DATA REPORT

GC/MS Semivolatiles

Client Lot #...: A0B240490 **Work Order #...:** LV21E1AC **Matrix.....:** SOLID
LCS Lot-Sample#: A0B250000-039

PARAMETER	SPIKE AMOUNT	MEASURED AMOUNT	UNITS	PERCENT RECOVERY	METHOD
4-Bromophenyl phenyl ether	670	440	ug/kg	66	SW846 8270C
Butyl benzyl phthalate	670	450	ug/kg	68	SW846 8270C
Carbazole	670	460	ug/kg	69	SW846 8270C
4-Chloroaniline	670	330	ug/kg	50	SW846 8270C
2-Chloronaphthalene	670	380	ug/kg	57	SW846 8270C
4-Chlorophenyl phenyl ether	670	410	ug/kg	62	SW846 8270C
Dibenzofuran	670	400	ug/kg	59	SW846 8270C
Di-n-butyl phthalate	670	480	ug/kg	72	SW846 8270C
1,2-Dichlorobenzene	670	380	ug/kg	57	SW846 8270C
1,3-Dichlorobenzene	670	360	ug/kg	55	SW846 8270C
3,3'-Dichlorobenzidine	670	300	ug/kg	45	SW846 8270C
2,4-Dichlorophenol	670	380	ug/kg	58	SW846 8270C
Diethyl phthalate	670	440	ug/kg	67	SW846 8270C
2,4-Dimethylphenol	670	330	ug/kg	49	SW846 8270C
Dimethyl phthalate	670	420	ug/kg	63	SW846 8270C
4,6-Dinitro-2-methylphenol	670	390	ug/kg	58	SW846 8270C
2,4-Dinitrophenol	670	290	ug/kg	44	SW846 8270C
2,6-Dinitrotoluene	670	440	ug/kg	66	SW846 8270C
Di-n-octyl phthalate	670	470	ug/kg	70	SW846 8270C
Hexachlorobenzene	670	440	ug/kg	66	SW846 8270C
Hexachlorobutadiene	670	370	ug/kg	56	SW846 8270C
Hexachloroethane	670	370	ug/kg	55	SW846 8270C
Isophorone	670	370	ug/kg	56	SW846 8270C
2-Methylnaphthalene	670	450	ug/kg	67	SW846 8270C
2-Methylphenol	670	390	ug/kg	58	SW846 8270C
2-Nitroaniline	670	450	ug/kg	67	SW846 8270C
3-Nitroaniline	670	390	ug/kg	59	SW846 8270C
4-Nitroaniline	670	470	ug/kg	70	SW846 8270C
Nitrobenzene	670	390	ug/kg	58	SW846 8270C
2-Nitrophenol	670	370	ug/kg	56	SW846 8270C
N-Nitrosodiphenylamine	670	450	ug/kg	67	SW846 8270C
2,4,5-Trichloro-phenol	670	420	ug/kg	63	SW846 8270C
2,4,6-Trichloro-phenol	670	370	ug/kg	56	SW846 8270C

(Continued on next page)

LABORATORY CONTROL SAMPLE DATA REPORT

GC/MS Semivolatiles

Client Lot #...: A0B240490 **Work Order #...:** LV21E1AC **Matrix.....:** SOLID
LCS Lot-Sample#: A0B250000-039

PARAMETER	SPIKE AMOUNT	MEASURED AMOUNT	UNITS	PERCENT RECOVERY	METHOD
Benzyl alcohol	**670**	**380**	**ug/kg**	**57**	**SW846 8270C**
bis(2-Chloroisopropyl) ether	**670**	**390**	**ug/kg**	**59**	**SW846 8270C**
N-Nitrosodimethylamine	**670**	**390**	**ug/kg**	**59**	**SW846 8270C**
3-Methylphenol & 4-Methylphenol	**1300**	**760**	**ug/kg**	**57**	**SW846 8270C**
1,2-Diphenylhydrazine (as Azobenzene)	**670**	**440**	**ug/kg**	**67**	**SW846 8270C**

SURROGATE	PERCENT RECOVERY	RECOVERY LIMITS
2-Fluorobiphenyl	54	(45 - 105)
2-Fluorophenol	57	(35 - 105)
Phenol-d5	56	(40 - 100)
2,4,6-Tribromophenol	54	(35 - 125)
Nitrobenzene-d5	58	(35 - 100)
Terphenyl-d14	74	(30 - 125)

NOTE(S):

Calculations are performed before rounding to avoid round-off errors in calculated results.

Bold print denotes control parameters

TestAmerica North Canton

Semivolatile REPORT SW-846 Method 8270

Data file : \\cansvr11\dd\chem\MSS\a4hp7.i\00305b.b\LV21E1AC.D
Lab Smp Id: lv21e1ac Client Smp ID: INTRA-LAB CHECK
Inj Date : 05-MAR-2010 15:14
Operator : 001710 Inst ID: a4hp7.i
Smp Info : lv21e1ac,00305b.b,8270c-625,1-827042d.sub
Misc Info :
Comment   :
Method   : \\cansvr11\dd\chem\MSS\a4hp7.i\00305b.b\8270C-625.m
Meth Date : 08-Mar-2010 12:38 gruberj Quant Type: ISTD
Cal Date : 05-MAR-2010 12:55 Cal File: 7SMH0305.D
Als bottle: 5 QC Sample: METHOD SPIKE
Dil Factor: 1.00000
Integrator: HP RTE Compound Sublist: 1-827042d.sub
Target Version: 4.14
Processing Host: CANPMSSV01

Concentration Formula: Amt * DF * Uf * Vt/(Vi * Ws *) * CpndVariable

Name	Value	Description
DF	1.000	Dilution Factor
Uf	1.000	ng unit correction factor
Vt	2000.000	Volume of final extract (uL)(1000 low, 2
Vi	0.50000	Volume injected (uL)
Ws	30.000	Weight of sample extracted (g)
Cpnd Variable		Local Compound Variable

Compounds	QUANT SIG MASS	RT	EXP RT	REL RT	RESPONSE	CONCENTRATIONS ON-COLUMN (NG)	FINAL (ug/kg)
* 1 1,4-Dichlorobenzene-d4	152	3.643	3.649	(1.000)	292422	2.00000	
* 2 Naphthalene-d8	136	4.542	4.547	(1.000)	1230349	2.00000	
* 3 Acenaphthene-d10	164	5.815	5.815	(1.000)	671486	2.00000	
* 4 Phenanthrene-d10	188	6.906	6.906	(1.000)	1045452	2.00000	
* 5 Chrysene-d12	240	8.890	8.896	(1.000)	1241923	2.00000	
* 6 Perylene-d12	264	10.442	10.447	(1.000)	1111414	2.00000	
9 Pyridine	79	2.050	2.044	(0.563)	366568	2.19640	292.85
10 N-Nitrosodimethylamine	74	2.012	2.012	(0.552)	287286	2.95888	394.52
11 Ethyl methacrylate	69	Compound Not Detected.					
12 3-Chloropropionitrile	54	Compound Not Detected.					
13 Malononitrile	66	Compound Not Detected.					
209 Benzaldehyde	77	3.355	3.360	(0.921)	357782	3.05007	406.68
21 Aniline	93	3.413	3.419	(0.937)	560223	1.98192	264.26
22 Phenol	94	3.349	3.349	(0.919)	683138	2.94922	393.23
23 bis(2-Chloroethyl)ether	93	3.435	3.440	(0.943)	579902	2.99200	398.93
24 2-Chlorophenol	128	3.499	3.504	(0.960)	533692	2.83991	378.65
26 1,3-Dichlorobenzene	146	3.606	3.611	(0.990)	522447	2.72990	363.99
27 1,4-Dichlorobenzene	146	3.654	3.659	(1.003)	539583	2.85203	380.27

28	1,2-Dichlorobenzene	146	3.766	3.766 (1.034)	519393	2.84165	378.89
29	Benzyl Alcohol	108	3.713	3.718 (1.019)	350933	2.84378	379.17

	Compounds	QUANT SIG MASS	RT	EXP RT	REL RT	RESPONSE	CONCENTRATIONS ON-COLUMN (NG)	FINAL (ug/kg)
30	2-Methylphenol	108	3.772	3.772	(1.035)	493863	2.89845	386.46
31	bis(2-Chloroisopropyl)ether	45	3.799	3.804	(1.043)	808591	2.95281	393.71
37	Acetophenone	105	3.911	3.911	(1.073)	704586	2.84346	379.13
32	N-Nitroso-di-n-propylamine	70	3.895	3.900	(1.069)	386937	2.92239	389.65
192	4-Methylphenol	108	3.873	3.873	(1.063)	1011952	5.66645	755.53
34	Hexachloroethane	117	4.002	4.007	(1.098)	194844	2.75531	367.37
35	Nitrobenzene	77	4.039	4.039	(0.889)	535422	2.91590	388.79
41	Isophorone	82	4.194	4.200	(0.923)	1031494	2.80698	374.26
42	2-Nitrophenol	139	4.258	4.264	(0.938)	274689	2.79469	372.62(Q)
43	2,4-Dimethylphenol	107	4.253	4.253	(0.936)	451212	2.45805	327.74
44	bis(2-Chloroethoxy)methane	93	4.328	4.328	(0.953)	619671	2.89757	386.34
46	2,4-Toluenediamene	121	Compound Not Detected.					
47	1,3,5-Trichlorobenzene	180	Compound Not Detected.					
48	2,4-Dichlorophenol	162	4.424	4.424	(0.974)	414139	2.88542	384.72
49	Benzoic Acid	122	Compound Not Detected.					
50	1,2,4-Trichlorobenzene	180	4.494	4.494	(0.989)	429239	2.74266	365.69
51	Naphthalene	128	4.558	4.563	(1.004)	1607441	2.82557	376.74
52	4-Chloroaniline	127	4.574	4.579	(1.007)	610049	2.48545	331.39
56	Hexachlorobutadiene	225	4.628	4.627	(1.019)	229256	2.80977	374.64
210	Caprolactam	113	4.820	4.836	(1.061)	219734	3.37640	450.19
57	1,2,3-Trichlorobenzene	180	Compound Not Detected.					
59	4-Chloro-3-Methylphenol	107	4.895	4.895	(1.078)	501850	3.10496	413.99
62	2-Methylnaphthalene	142	5.050	5.055	(1.112)	1041622	3.36327	448.44
63	1-Methylnaphthalene	142	5.125	5.130	(1.128)	1033445	2.90193	386.92
64	Hexachlorocyclopentadiene	237	5.157	5.157	(0.887)	244348	3.12921	417.23
66	2,4,6-Trichlorophenol	196	5.243	5.242	(0.902)	279117	2.79058	372.08
67	2,4,5-Trichlorophenol	196	5.269	5.269	(0.906)	339487	3.15996	421.33
211	1,1'-Biphenyl	154	5.382	5.382	(0.925)	1332905	2.91053	388.07
68	1,2,3,5-Tetrachlorobenzene	216	Compound Not Detected.					
70	2-Chloronaphthalene	162	5.408	5.414	(0.930)	971511	2.85586	380.78
73	2-Nitroaniline	65	5.467	5.467	(0.940)	335561	3.36103	448.14
74	1,2,3,4-Tetrachlorobenzene	216	Compound Not Detected.					
76	Dimethylphthalate	163	5.580	5.579	(0.960)	1238642	3.16705	422.27
78	2,6-Dinitrotoluene	165	5.633	5.633	(0.969)	288960	3.31145	441.53
79	Acenaphthylene	152	5.719	5.719	(0.983)	1657523	2.96549	395.40
80	1,2-Dinitrobenzene	168	5.681	5.681	(0.977)	145431	3.34587	446.12
81	3-Nitroaniline	138	5.761	5.767	(0.991)	288639	2.95740	394.32
82	Acenaphthene	153	5.842	5.842	(1.005)	1035637	2.88092	384.12
83	2,4-Dinitrophenol	184	5.836	5.836	(1.004)	89681	2.19720	292.96(Q)
85	4-Nitrophenol	109	5.847	5.847	(1.006)	165687	3.49745	466.33
86	Dibenzofuran	168	5.965	5.965	(1.026)	1433886	2.96919	395.89(R)
87	2,4-Dinitrotoluene	165	5.927	5.927	(1.019)	400973	3.36092	448.12
91	2,3,5,6-Tetrachlorophenol	232	6.007	6.007	(1.033)	210106	2.32646	310.19
93	Diethylphthalate	149	6.082	6.082	(1.046)	1333632	3.32695	443.59
94	Fluorene	166	6.216	6.216	(1.069)	1255738	3.06003	408.00
95	4-Chlorophenyl-phenylether	204	6.195	6.195	(1.065)	567732	3.10600	414.13
96	4-Nitroaniline	138	6.211	6.211	(1.068)	359437	3.51164	468.22(R)
98	4,6-Dinitro-2-methylphenol	198	6.221	6.227	(0.901)	187283	2.92294	389.72
99	N-Nitrosodiphenylamine	169	6.275	6.280	(0.909)	937705	3.34540	446.05
100	1,2-Diphenylhydrazine	77	6.312	6.312	(0.914)	1275317	3.33205	444.27
106	4-Bromophenyl-phenylether	248	6.558	6.558	(0.950)	332567	3.30570	440.76
107	Hexachlorobenzene	284	6.612	6.617	(0.957)	326584	3.30159	440.21

212 Atrazine	200	6.639	6.638 (0.961)	388271	5.56230	741.64(R)
111 Pentachlorophenol	266	6.751	6.751 (0.978)	157684	2.38399	317.86

	Compounds	QUANT SIG MASS	RT	EXP RT	REL RT	RESPONSE	CONCENTRATIONS ON-COLUMN (NG)	CONCENTRATIONS FINAL (ug/kg)
115	Phenanthrene	178	6.922	6.927	(1.002)	1850465	3.25830	434.44
116	Anthracene	178	6.960	6.965	(1.008)	1906652	3.33302	444.40
119	Carbazole	167	7.061	7.066	(1.022)	1847394	3.46041	461.39
120	Di-n-Butylphthalate	149	7.264	7.264	(1.052)	2348428	3.62449	483.26
123	Fluoranthene	202	7.799	7.799	(1.129)	2057735	3.53577	471.44
124	Benzidine	184	Compound Not Detected.					
125	Pyrene	202	7.970	7.970	(0.897)	2096508	3.27447	436.60
131	Butylbenzylphthalate	149	8.382	8.382	(0.943)	1018075	3.40076	453.44
133	3,3'-Dimethoxybenzidine	244	Compound Not Detected.					
135	3,3'-Dichlorobenzidine	252	8.826	8.831	(0.993)	500794	2.23772	298.36
136	Benzo(a)Anthracene	228	8.880	8.885	(0.999)	1985409	3.22996	430.66
137	Chrysene	228	8.912	8.917	(1.002)	1894765	3.26665	435.55
138	4,4'-Methylene bis(o-chloroan	231	Compound Not Detected.					
139	bis(2-ethylhexyl)Phthalate	149	8.799	8.799	(0.990)	1511111	3.54189	472.25
140	Di-n-octylphthalate	149	9.388	9.393	(0.899)	2445066	3.50703	467.60
141	Benzo(b)fluoranthene	252	9.955	9.960	(0.953)	1949036	3.41182	454.91
142	Benzo(k)fluoranthene	252	9.987	9.992	(0.956)	2142934	3.52541	470.06
146	Benzo(a)pyrene	252	10.372	10.377	(0.993)	1625832	2.96468	395.29
149	Indeno(1,2,3-cd)pyrene	276	12.158	12.169	(1.164)	2075440	3.38652	451.54
150	Dibenz(a,h)anthracene	278	12.174	12.180	(1.166)	1776243	3.44298	459.06
151	Benzo(g,h,i)perylene	276	12.688	12.693	(1.215)	1738494	3.39958	453.28
198	1,4-Dioxane	88	1.852	1.846	(0.508)	95466	1.51628	202.17
$ 154	Nitrobenzene-d5	82	4.023	4.028	(0.886)	537293	2.89034	385.38
$ 155	2-Fluorobiphenyl	172	5.301	5.301	(0.912)	1052518	2.71700	362.27
$ 156	Terphenyl-d14	244	8.045	8.045	(0.905)	1451344	3.72007	496.01
$ 157	Phenol-d5	99	3.344	3.338	(0.918)	927157	4.23207	564.28
$ 158	2-Fluorophenol	112	2.777	2.766	(0.762)	710664	4.28574	571.43
$ 159	2,4,6-Tribromophenol	330	6.387	6.387	(1.098)	185114	4.08498	544.66
$ 186	2-Chlorophenol-d4	132	3.488	3.488	(0.957)	787637	4.54803	606.40
$ 187	1,2-Dichlorobenzene-d4	152	3.756	3.756	(1.031)	313485	2.68282	357.71
M 195	Cresols, total	100				1505815	8.56491	1142.0
101	Diphenylamine	169	6.275	6.280	(0.909)	937705	3.34540	446.05

QC Flag Legend

Q - Qualifier signal failed the ratio test.
R - Spike/Surrogate failed recovery limits.

TestAmerica North Canton

INTERNAL STANDARD COMPOUNDS
AREA AND RT SUMMARY

Instrument ID: a4hp7.i
Lab File ID: LV21E1AC.D
Lab Smp Id: lv21e1ac
Analysis Type: SV
Quant Type: ISTD
Operator: 001710
Method File: \\cansvr11\dd\chem\MSS\a4hp7.i\00305b.b\8270C-625.m
Misc Info:

Calibration Date: 05-MAR-2010
Calibration Time: 14:16
Client Smp ID: INTRA-LAB CHECK
Level: LOW
Sample Type: SOIL

COMPOUND	STANDARD	AREA LIMIT LOWER	AREA LIMIT UPPER	SAMPLE	%DIFF
1 1,4-Dichlorobenze	291921	145961	583842	292422	0.17
2 Naphthalene-d8	1218718	609359	2437436	1230349	0.95
3 Acenaphthene-d10	639952	319976	1279904	671486	4.93
4 Phenanthrene-d10	1024765	512383	2049530	1045452	2.02
5 Chrysene-d12	1204582	602291	2409164	1241923	3.10
6 Perylene-d12	1081833	540917	2163666	1111414	2.73

COMPOUND	STANDARD	RT LIMIT LOWER	RT LIMIT UPPER	SAMPLE	%DIFF
1 1,4-Dichlorobenze	3.65	3.15	4.15	3.64	-0.14
2 Naphthalene-d8	4.55	4.05	5.05	4.54	-0.11
3 Acenaphthene-d10	5.82	5.32	6.32	5.82	0.00
4 Phenanthrene-d10	6.91	6.41	7.41	6.91	0.00
5 Chrysene-d12	8.90	8.40	9.40	8.89	-0.06
6 Perylene-d12	10.45	9.95	10.95	10.44	-0.05

AREA UPPER LIMIT = +100% of internal standard area.
AREA LOWER LIMIT = - 50% of internal standard area.
RT UPPER LIMIT = + 0.50 minutes of internal standard RT.
RT LOWER LIMIT = - 0.50 minutes of internal standard RT.

Data File: \\cansvr11\dd\chem\MSS\a4hp7.i\00305b.b\LV21E1AC.D

Date : 05-MAR-2010 15:14

Client ID: INTRA-LAB CHECK

Instrument: a4hp7.i

Sample Info: lv21e1ac,00305b,b,8270c-625,1-827042d,sub

Volume Injected (uL): 0.5

Operator: 001710

Column phase: db5.625

Column diameter: 0.32

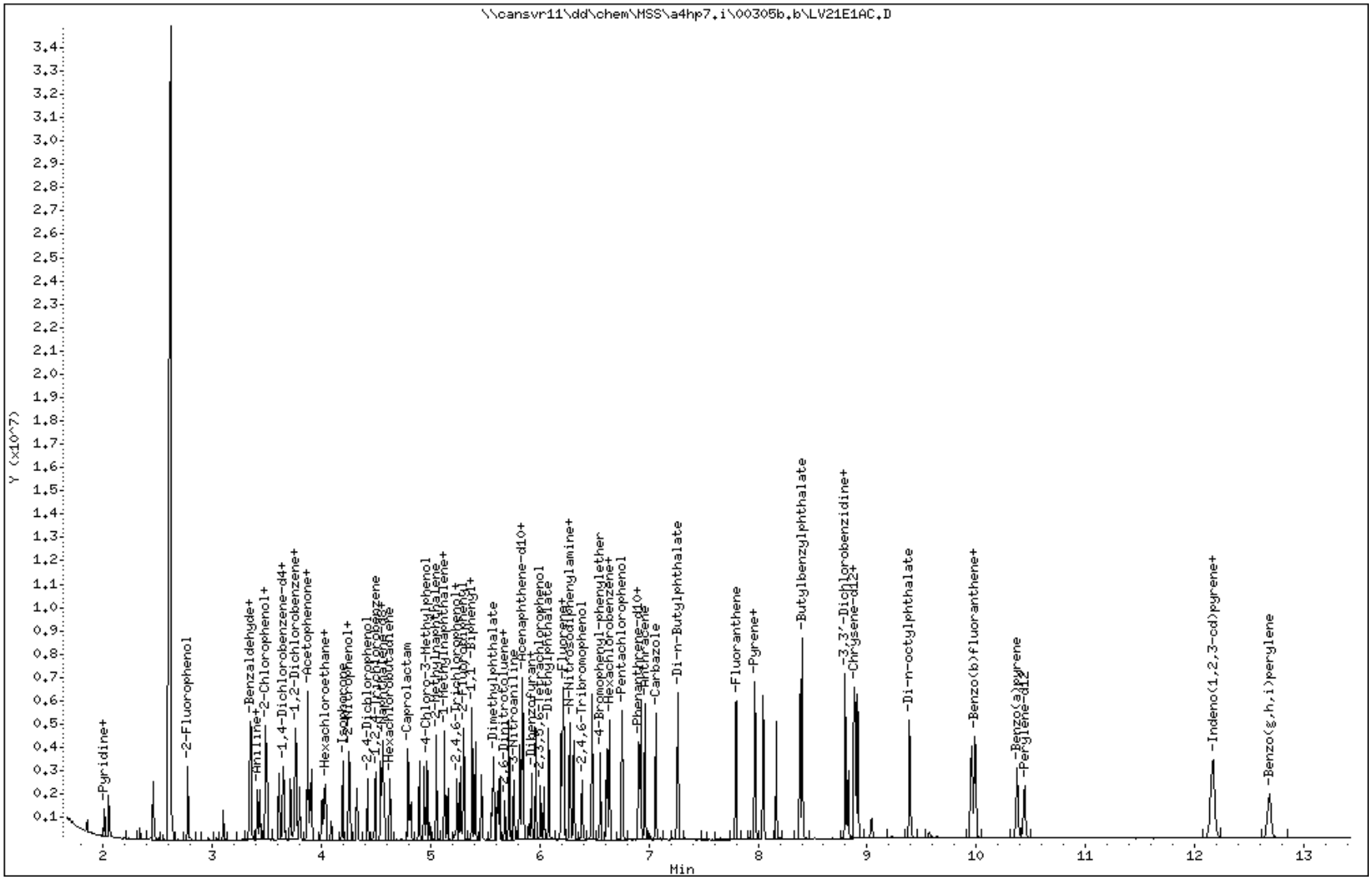

LABORATORY CONTROL SAMPLE EVALUATION REPORT

GC/MS Semivolatiles

Client Lot #...: A0B240490 **Work Order #...:** LV21F1AC **Matrix.....:** SOLID
LCS Lot-Sample#: A0B250000-040
Prep Date.....: 02/25/10 **Analysis Date..:** 03/09/10
Prep Batch #...: 0056040
Dilution Factor: 1 **Final Wgt/Vol..:** 2 mL
Initial Wgt/Vol: 30 g

PARAMETER	PERCENT RECOVERY	RECOVERY LIMITS	METHOD
4-Chloroaniline	54	(10 - 95)	SW846 8270C
2-Chloronaphthalene	70	(45 - 105)	SW846 8270C
4-Chlorophenyl phenyl ether	72	(45 - 110)	SW846 8270C
Chrysene	81	(55 - 110)	SW846 8270C
Dibenzo(a,h)anthracene	91	(40 - 125)	SW846 8270C
Dibenzofuran	71	(50 - 105)	SW846 8270C
Di-n-butyl phthalate	85	(55 - 110)	SW846 8270C
1,2-Dichlorobenzene	71	(45 - 95)	SW846 8270C
1,3-Dichlorobenzene	67	(40 - 100)	SW846 8270C
3,3'-Dichlorobenzidine	54	(10 - 130)	SW846 8270C
2,4-Dichlorophenol	69	(45 - 110)	SW846 8270C
Diethyl phthalate	77	(50 - 115)	SW846 8270C
2,4-Dimethylphenol	64	(30 - 105)	SW846 8270C
Dimethyl phthalate	75	(50 - 110)	SW846 8270C
4,6-Dinitro-2-methylphenol	62	(30 - 135)	SW846 8270C
2,4-Dinitrophenol	45	(15 - 130)	SW846 8270C
2,6-Dinitrotoluene	77	(50 - 110)	SW846 8270C
Di-n-octyl phthalate	93	(40 - 130)	SW846 8270C
Fluoranthene	80	(55 - 115)	SW846 8270C
Fluorene	74	(50 - 110)	SW846 8270C
Hexachlorobenzene	72	(45 - 120)	SW846 8270C
Hexachlorobutadiene	65	(40 - 115)	SW846 8270C
Hexachloroethane	70	(35 - 110)	SW846 8270C
Indeno(1,2,3-cd)pyrene	90	(40 - 120)	SW846 8270C
Isophorone	75	(45 - 110)	SW846 8270C
2-Methylnaphthalene	84	(45 - 105)	SW846 8270C
2-Methylphenol	70	(40 - 105)	SW846 8270C
Naphthalene	71	(40 - 105)	SW846 8270C
2-Nitroaniline	85	(45 - 120)	SW846 8270C
3-Nitroaniline	70	(25 - 110)	SW846 8270C
4-Nitroaniline	80	(35 - 115)	SW846 8270C

(Continued on next page)

LABORATORY CONTROL SAMPLE EVALUATION REPORT

GC/MS Semivolatiles

Client Lot #...: A0B240490 **Work Order #...:** LV21F1AC **Matrix.....:** SOLID
LCS Lot-Sample#: A0B250000-040

PARAMETER	PERCENT RECOVERY	RECOVERY LIMITS	METHOD
Nitrobenzene	74	(40 - 115)	SW846 8270C
2-Nitrophenol	75	(40 - 110)	SW846 8270C
N-Nitrosodiphenylamine	75	(50 - 115)	SW846 8270C
Phenanthrene	75	(50 - 110)	SW846 8270C
2,4,5-Trichloro-phenol	68	(50 - 110)	SW846 8270C
2,4,6-Trichloro-phenol	59	(45 - 110)	SW846 8270C
Benzyl alcohol	73	(20 - 125)	SW846 8270C
bis(2-Chloroisopropyl) ether	82	(20 - 115)	SW846 8270C
3-Methylphenol & 4-Methylphenol	72	(40 - 105)	SW846 8270C
Acenaphthene	70	(45 - 110)	SW846 8270C
4-Chloro-3-methylphenol	76	(45 - 115)	SW846 8270C
2-Chlorophenol	71	(45 - 105)	SW846 8270C
1,4-Dichlorobenzene	70	(35 - 105)	SW846 8270C
2,4-Dinitrotoluene	78	(50 - 115)	SW846 8270C
4-Nitrophenol	73	(15 - 140)	SW846 8270C
N-Nitrosodi-n-propyl-amine	79	(40 - 115)	SW846 8270C
Pentachlorophenol	34	(25 - 120)	SW846 8270C
Phenol	77	(40 - 100)	SW846 8270C
Pyrene	81	(45 - 125)	SW846 8270C
1,2,4-Trichloro-benzene	66	(45 - 110)	SW846 8270C
bis(2-Ethylhexyl) phthalate	92	(45 - 125)	SW846 8270C
Acenaphthylene	71	(45 - 105)	SW846 8270C
Anthracene	79	(55 - 105)	SW846 8270C
Benzo(a)anthracene	81	(50 - 110)	SW846 8270C
Benzo(b)fluoranthene	84	(45 - 115)	SW846 8270C
Benzo(k)fluoranthene	88	(45 - 125)	SW846 8270C
Benzo(ghi)perylene	88	(40 - 125)	SW846 8270C
Benzo(a)pyrene	74	(50 - 110)	SW846 8270C
bis(2-Chloroethoxy) methane	76	(45 - 110)	SW846 8270C

(Continued on next page)

LABORATORY CONTROL SAMPLE EVALUATION REPORT

GC/MS Semivolatiles

Client Lot #...: A0B240490 **Work Order #...:** LV21F1AC **Matrix.....:** SOLID
LCS Lot-Sample#: A0B250000-040

PARAMETER	PERCENT RECOVERY	RECOVERY LIMITS	METHOD
bis(2-Chloroethyl)-ether	**66**	**(40 - 105)**	**SW846 8270C**
4-Bromophenyl phenyl ether	**74**	**(45 - 115)**	**SW846 8270C**
Butyl benzyl phthalate	**91**	**(50 - 125)**	**SW846 8270C**
Carbazole	**79**	**(45 - 115)**	**SW846 8270C**
N-Nitrosodimethylamine	**82**	**(20 - 115)**	**SW846 8270C**
1,2-Diphenylhydrazine (as Azobenzene)	**82**	**(1.0- 175)**	**SW846 8270C**

SURROGATE	PERCENT RECOVERY	RECOVERY LIMITS
2-Fluorobiphenyl	65	(45 - 105)
2-Fluorophenol	75	(35 - 105)
Phenol-d5	75	(40 - 100)
2,4,6-Tribromophenol	43	(35 - 125)
Nitrobenzene-d5	74	(35 - 100)
Terphenyl-d14	91	(30 - 125)

NOTE(S):

Calculations are performed before rounding to avoid round-off errors in calculated results.

Bold print denotes control parameters

LABORATORY CONTROL SAMPLE DATA REPORT

GC/MS Semivolatiles

Client Lot #...: A0B240490 **Work Order #...:** LV21F1AC **Matrix.....:** SOLID
LCS Lot-Sample#: A0B250000-040
Prep Date.....: 02/25/10 **Analysis Date..:** 03/09/10
Prep Batch #...: 0056040
Dilution Factor: 1 **Final Wgt/Vol..:** 2 mL
Initial Wgt/Vol: 30 g

PARAMETER	SPIKE AMOUNT	MEASURED AMOUNT	UNITS	PERCENT RECOVERY	METHOD
4-Chloroaniline	670	360	ug/kg	54	SW846 8270C
2-Chloronaphthalene	670	470	ug/kg	70	SW846 8270C
4-Chlorophenyl phenyl ether	670	480	ug/kg	72	SW846 8270C
Chrysene	670	540	ug/kg	81	SW846 8270C
Dibenzo(a,h)anthracene	670	610	ug/kg	91	SW846 8270C
Dibenzofuran	670	470	ug/kg	71	SW846 8270C
Di-n-butyl phthalate	670	570	ug/kg	85	SW846 8270C
1,2-Dichlorobenzene	670	470	ug/kg	71	SW846 8270C
1,3-Dichlorobenzene	670	450	ug/kg	67	SW846 8270C
3,3'-Dichlorobenzidine	670	360	ug/kg	54	SW846 8270C
2,4-Dichlorophenol	670	460	ug/kg	69	SW846 8270C
Diethyl phthalate	670	510	ug/kg	77	SW846 8270C
2,4-Dimethylphenol	670	430	ug/kg	64	SW846 8270C
Dimethyl phthalate	670	500	ug/kg	75	SW846 8270C
4,6-Dinitro-2-methylphenol	670	410	ug/kg	62	SW846 8270C
2,4-Dinitrophenol	670	300	ug/kg	45	SW846 8270C
2,6-Dinitrotoluene	670	520	ug/kg	77	SW846 8270C
Di-n-octyl phthalate	670	620	ug/kg	93	SW846 8270C
Fluoranthene	670	540	ug/kg	80	SW846 8270C
Fluorene	670	490	ug/kg	74	SW846 8270C
Hexachlorobenzene	670	480	ug/kg	72	SW846 8270C
Hexachlorobutadiene	670	430	ug/kg	65	SW846 8270C
Hexachloroethane	670	460	ug/kg	70	SW846 8270C
Indeno(1,2,3-cd)pyrene	670	600	ug/kg	90	SW846 8270C
Isophorone	670	500	ug/kg	75	SW846 8270C
2-Methylnaphthalene	670	560	ug/kg	84	SW846 8270C
2-Methylphenol	670	470	ug/kg	70	SW846 8270C
Naphthalene	670	480	ug/kg	71	SW846 8270C
2-Nitroaniline	670	570	ug/kg	85	SW846 8270C
3-Nitroaniline	670	470	ug/kg	70	SW846 8270C
4-Nitroaniline	670	530	ug/kg	80	SW846 8270C

(Continued on next page)

LABORATORY CONTROL SAMPLE DATA REPORT

GC/MS Semivolatiles

Client Lot #...: A0B240490 **Work Order #...:** LV21F1AC **Matrix.....:** SOLID
LCS Lot-Sample#: A0B250000-040

PARAMETER	SPIKE AMOUNT	MEASURED AMOUNT	UNITS	PERCENT RECOVERY	METHOD
Nitrobenzene	670	490	ug/kg	74	SW846 8270C
2-Nitrophenol	670	500	ug/kg	75	SW846 8270C
N-Nitrosodiphenylamine	670	500	ug/kg	75	SW846 8270C
Phenanthrene	670	500	ug/kg	75	SW846 8270C
2,4,5-Trichloro-phenol	670	450	ug/kg	68	SW846 8270C
2,4,6-Trichloro-phenol	670	390	ug/kg	59	SW846 8270C
Benzyl alcohol	670	490	ug/kg	73	SW846 8270C
bis(2-Chloroisopropyl) ether	670	550	ug/kg	82	SW846 8270C
3-Methylphenol & 4-Methylphenol	1300	960	ug/kg	72	SW846 8270C
Acenaphthene	670	470	ug/kg	70	SW846 8270C
4-Chloro-3-methylphenol	670	510	ug/kg	76	SW846 8270C
2-Chlorophenol	670	480	ug/kg	71	SW846 8270C
1,4-Dichlorobenzene	670	460	ug/kg	70	SW846 8270C
2,4-Dinitrotoluene	670	520	ug/kg	78	SW846 8270C
4-Nitrophenol	670	490	ug/kg	73	SW846 8270C
N-Nitrosodi-n-propyl-amine	670	530	ug/kg	79	SW846 8270C
Pentachlorophenol	670	220	ug/kg	34	SW846 8270C
Phenol	670	510	ug/kg	77	SW846 8270C
Pyrene	670	540	ug/kg	81	SW846 8270C
1,2,4-Trichloro-benzene	670	440	ug/kg	66	SW846 8270C
bis(2-Ethylhexyl) phthalate	670	610	ug/kg	92	SW846 8270C
Acenaphthylene	670	480	ug/kg	71	SW846 8270C
Anthracene	670	530	ug/kg	79	SW846 8270C
Benzo(a)anthracene	670	540	ug/kg	81	SW846 8270C
Benzo(b)fluoranthene	670	560	ug/kg	84	SW846 8270C
Benzo(k)fluoranthene	670	590	ug/kg	88	SW846 8270C
Benzo(ghi)perylene	670	580	ug/kg	88	SW846 8270C
Benzo(a)pyrene	670	490	ug/kg	74	SW846 8270C
bis(2-Chloroethoxy) methane	670	510	ug/kg	76	SW846 8270C

(Continued on next page)

LABORATORY CONTROL SAMPLE DATA REPORT

GC/MS Semivolatiles

Client Lot #...: A0B240490 **Work Order #...:** LV21F1AC **Matrix.....:** SOLID
LCS Lot-Sample#: A0B250000-040

PARAMETER	SPIKE AMOUNT	MEASURED AMOUNT	UNITS	PERCENT RECOVERY	METHOD
bis(2-Chloroethyl)-ether	**670**	**440**	**ug/kg**	**66**	**SW846 8270C**
4-Bromophenyl phenyl ether	**670**	**500**	**ug/kg**	**74**	**SW846 8270C**
Butyl benzyl phthalate	**670**	**610**	**ug/kg**	**91**	**SW846 8270C**
Carbazole	**670**	**530**	**ug/kg**	**79**	**SW846 8270C**
N-Nitrosodimethylamine	**670**	**550**	**ug/kg**	**82**	**SW846 8270C**
1,2-Diphenylhydrazine (as Azobenzene)	**670**	**540**	**ug/kg**	**82**	**SW846 8270C**

SURROGATE	PERCENT RECOVERY	RECOVERY LIMITS
2-Fluorobiphenyl	65	(45 - 105)
2-Fluorophenol	75	(35 - 105)
Phenol-d5	75	(40 - 100)
2,4,6-Tribromophenol	43	(35 - 125)
Nitrobenzene-d5	74	(35 - 100)
Terphenyl-d14	91	(30 - 125)

NOTE(S):

Calculations are performed before rounding to avoid round-off errors in calculated results.

Bold print denotes control parameters

TestAmerica North Canton

Semivolatile REPORT SW-846 Method 8270

Data file : \\cansvr11\dd\chem\MSS\a4ag2.i\00309A.b\LV21F1AC.D
Lab Smp Id: LV21F1AC Client Smp ID: INTRA-LAB CHECK
Inj Date : 09-MAR-2010 09:13
Operator : 046900 Inst ID: a4ag2.i
Smp Info : LV21F1AC,00309A.b,8270C-625,TCLLCSD.SUB
Misc Info :
Comment   :
Method   : \\cansvr11\dd\chem\MSS\a4ag2.i\00309A.b\8270C-625.m
Meth Date : 09-Mar-2010 12:45 hulat Quant Type: ISTD
Cal Date : 05-MAR-2010 14:18 Cal File: 2SLL0305.D
Als bottle: 5 QC Sample: METHOD SPIKE
Dil Factor: 1.00000
Integrator: HP RTE Compound Sublist: TCLLCSD.SUB
Target Version: 4.14
Processing Host: CANPMSSV04

Concentration Formula: Amt * DF * Uf * Vt/(Vi * Ws) * CpndVariable

Name	Value	Description
DF	1.000	Dilution Factor
Uf	1.000	ng unit correction factor
Vt	2000.000	Volume of final extract (uL)(1000 low, 2
Vi	0.50000	Volume injected (uL)
Ws	30.000	Weight of sample extracted (g)
Cpnd Variable		Local Compound Variable

	Compounds	QUANT SIG MASS	RT	EXP RT	REL RT	RESPONSE	CONCENTRATIONS ON-COLUMN (NG)	FINAL (ug/kg)
* 1	1,4-Dichlorobenzene-d4	152	3.427	3.427	(1.000)	326627	2.00000	
* 2	Naphthalene-d8	136	4.321	4.321	(1.000)	1327677	2.00000	
* 3	Acenaphthene-d10	164	5.592	5.592	(1.000)	765556	2.00000	
* 4	Phenanthrene-d10	188	6.680	6.686	(1.000)	1269300	2.00000	
* 5	Chrysene-d12	240	8.645	8.651	(1.000)	1467463	2.00000	
* 6	Perylene-d12	264	9.968	9.974	(1.000)	1278491	2.00000	
9	Pyridine	79	1.833	1.810	(0.535)	593668	2.74259	365.68(QM)
10	N-Nitrosodimethylamine	74	1.792	1.780	(0.523)	501087	4.11051	548.07
209	Benzaldehyde	77	3.133	3.133	(0.914)	602679	3.81001	508.00
21	Aniline	93	3.198	3.198	(0.933)	831628	2.67239	356.32
22	Phenol	94	3.151	3.151	(0.919)	997054	3.85795	514.39
23	bis(2-Chloroethyl)ether	93	3.221	3.221	(0.940)	770505	3.30019	440.02
24	2-Chlorophenol	128	3.286	3.286	(0.959)	736422	3.57418	476.56
26	1,3-Dichlorobenzene	146	3.392	3.392	(0.990)	714339	3.34569	446.09
27	1,4-Dichlorobenzene	146	3.439	3.439	(1.003)	733454	3.47888	463.85
28	1,2-Dichlorobenzene	146	3.545	3.545	(1.034)	723741	3.53180	470.91
29	Benzyl Alcohol	108	3.498	3.498	(1.021)	506871	3.64393	485.86
30	2-Methylphenol	108	3.569	3.563	(1.041)	678363	3.49433	465.91

31	bis(2-Chloroisopropyl)ether	45	3.586	3.586 (1.046)	991855	4.12108	549.48
37	Acetophenone	105	3.692	3.692 (1.077)	1069655	3.70148	493.53

	Compounds	QUANT SIG MASS	RT	EXP RT	REL RT	RESPONSE	CONCENTRATIONS ON-COLUMN (NG)	FINAL (ug/kg)
32	N-Nitroso-di-n-propylamine	70	3.680	3.680	(1.074)	698286	3.97200	529.60
192	4-Methylphenol	108	3.669	3.668	(1.070)	1458643	7.22792	963.72
34	Hexachloroethane	117	3.786	3.786	(1.105)	308125	3.48645	464.86
35	Nitrobenzene	77	3.816	3.816	(0.883)	957099	3.70429	493.90
39	o-Toluidine	106	Compound Not Detected.					
41	Isophorone	82	3.974	3.974	(0.920)	1722385	3.72554	496.74
42	2-Nitrophenol	139	4.039	4.039	(0.935)	386260	3.74338	499.12(Q)
43	2,4-Dimethylphenol	107	4.045	4.045	(0.936)	710323	3.20230	426.97
44	bis(2-Chloroethoxy)methane	93	4.110	4.110	(0.951)	898565	3.79130	505.51
48	2,4-Dichlorophenol	162	4.204	4.210	(0.973)	542838	3.46508	462.01
49	Benzoic Acid	122	4.051	4.116	(0.937)	66744	1.27726	170.30(QMH)
50	1,2,4-Trichlorobenzene	180	4.274	4.274	(0.989)	585787	3.31070	441.43
51	Naphthalene	128	4.333	4.339	(1.003)	2240243	3.56722	475.63
52	4-Chloroaniline	127	4.357	4.357	(1.008)	695322	2.70395	360.53
56	Hexachlorobutadiene	225	4.416	4.415	(1.022)	346936	3.24544	432.72
210	Caprolactam	113	4.598	4.604	(1.064)	295149	4.20026	560.03(Q)
59	4-Chloro-3-Methylphenol	107	4.692	4.692	(1.086)	740496	3.80093	506.79
62	2-Methylnaphthalene	142	4.827	4.827	(1.117)	1441261	4.19937	559.92
63	1-Methylnaphthalene	142	4.904	4.904	(1.135)	1406286	3.54058	472.08
64	Hexachlorocyclopentadiene	237	4.945	4.945	(0.884)	405511	3.48637	464.85
66	2,4,6-Trichlorophenol	196	5.027	5.027	(0.899)	349132	2.96168	394.89
67	2,4,5-Trichlorophenol	196	5.057	5.057	(0.904)	440743	3.38894	451.86
211	1,1'-Biphenyl	154	5.157	5.162	(0.922)	1819379	3.57823	477.10
70	2-Chloronaphthalene	162	5.186	5.186	(0.927)	1286922	3.48882	465.18
73	2-Nitroaniline	65	5.245	5.245	(0.938)	607694	4.25003	566.67
76	Dimethylphthalate	163	5.363	5.362	(0.959)	1695765	3.74404	499.20
78	2,6-Dinitrotoluene	165	5.410	5.410	(0.967)	384421	3.86467	515.29
79	Acenaphthylene	152	5.492	5.492	(0.982)	2237636	3.57161	476.21
80	1,2-Dinitrobenzene	168	5.457	5.457	(0.976)	195703	3.83244	510.99
81	3-Nitroaniline	138	5.539	5.545	(0.991)	379439	3.51006	468.01
82	Acenaphthene	153	5.615	5.615	(1.004)	1421109	3.52064	469.42
83	2,4-Dinitrophenol	184	5.615	5.615	(1.004)	108333	2.26189	301.58(Q)
85	4-Nitrophenol	109	5.645	5.645	(1.009)	320542	3.66185	488.25
86	Dibenzofuran	168	5.739	5.739	(1.026)	1978090	3.54086	472.11
87	2,4-Dinitrotoluene	165	5.710	5.710	(1.021)	539210	3.89238	518.98
91	2,3,5,6-Tetrachlorophenol	232	5.792	5.792	(1.036)	239355	2.09368	279.16
93	Diethylphthalate	149	5.868	5.868	(1.049)	1899680	3.83448	511.26
94	Fluorene	166	5.992	5.992	(1.072)	1754482	3.70004	493.34
95	4-Chlorophenyl-phenylether	204	5.974	5.974	(1.068)	790080	3.59523	479.36
96	4-Nitroaniline	138	5.986	5.992	(1.070)	495072	3.98895	531.86
98	4,6-Dinitro-2-methylphenol	198	6.010	6.009	(0.900)	228786	3.10231	413.64
99	N-Nitrosodiphenylamine	169	6.057	6.057	(0.907)	1229287	3.74346	499.13
100	1,2-Diphenylhydrazine	77	6.092	6.092	(0.912)	2355391	4.07960	543.95
106	4-Bromophenyl-phenylether	248	6.333	6.339	(0.948)	471999	3.71905	495.87
107	Hexachlorobenzene	284	6.404	6.404	(0.959)	486160	3.60877	481.17
212	Atrazine	200	6.427	6.427	(0.962)	541956	6.28008	837.34(R)
111	Pentachlorophenol	266	6.539	6.539	(0.979)	108037	1.67607	223.48
115	Phenanthrene	178	6.698	6.704	(1.003)	2563103	3.77057	502.74
116	Anthracene	178	6.739	6.739	(1.009)	2668084	3.96456	528.61
119	Carbazole	167	6.845	6.845	(1.025)	2516252	3.96606	528.81
120	Di-n-Butylphthalate	149	7.057	7.062	(1.056)	3370321	4.23864	565.15
123	Fluoranthene	202	7.580	7.580	(1.135)	2921308	4.02075	536.10

125 Pyrene	202	7.751	7.756 (0.897)	2917267	4.06979	542.64
131 Butylbenzylphthalate	149	8.168	8.174 (0.945)	1496390	4.54390	605.85

	Compounds	QUANT SIG MASS	RT	EXP RT	REL RT	RESPONSE	CONCENTRATIONS ON-COLUMN (NG)	FINAL (ug/kg)
135	3,3'-Dichlorobenzidine	252	8.592	8.603	(0.994)	720169	2.69837	359.78
136	Benzo(a)Anthracene	228	8.639	8.645	(0.999)	2925478	4.04358	539.14
137	Chrysene	228	8.668	8.674	(1.003)	2763243	4.06549	542.06
139	bis(2-ethylhexyl)Phthalate	149	8.580	8.586	(0.993)	2176527	4.61025	614.70
140	Di-n-octylphthalate	149	9.080	9.086	(0.911)	3521007	4.66893	622.52
141	Benzo(b)fluoranthene	252	9.562	9.568	(0.959)	2865281	4.19117	558.82
142	Benzo(k)fluoranthene	252	9.592	9.598	(0.962)	3094975	4.42217	589.62
146	Benzo(a)pyrene	252	9.909	9.921	(0.994)	2293272	3.68642	491.52
149	Indeno(1,2,3-cd)pyrene	276	11.397	11.403	(1.143)	3137172	4.49855	599.81
150	Dibenz(a,h)anthracene	278	11.403	11.409	(1.144)	2662495	4.56161	608.21
151	Benzo(g,h,i)perylene	276	11.833	11.839	(1.187)	2490111	4.38213	584.28
198	1,4-Dioxane	88	1.639	1.616	(0.478)	156846	1.80221	240.29(QM)
232	2-Methylcyclohexanone	68	Compound Not Detected.					
233	3-Methylcyclohexanone	69	Compound Not Detected.					
234	4-Methylcyclohexanone	55	Compound Not Detected.					
$ 154	Nitrobenzene-d5	82	3.804	3.804	(0.880)	1039364	3.68117	490.82
$ 155	2-Fluorobiphenyl	172	5.080	5.086	(0.908)	1456935	3.26370	435.16
$ 156	Terphenyl-d14	244	7.833	7.839	(0.906)	2085689	4.55360	607.15
$ 157	Phenol-d5	99	3.145	3.139	(0.918)	1379008	5.62633	750.18
$ 158	2-Fluorophenol	112	2.569	2.557	(0.749)	1017487	5.66018	754.69
$ 159	2,4,6-Tribromophenol	330	6.168	6.168	(1.103)	207915	3.19846	426.46
$ 186	2-Chlorophenol-d4	132	3.274	3.274	(0.955)	1083018	5.73978	765.30
$ 187	1,2-Dichlorobenzene-d4	152	3.539	3.539	(1.033)	424181	3.30601	440.80
M 195	Cresols, total	100				2137006	10.7222	1429.6

QC Flag Legend

Q - Qualifier signal failed the ratio test.
R - Spike/Surrogate failed recovery limits.
M - Compound response manually integrated.
H - Operator selected an alternate compound hit.

TestAmerica North Canton

INTERNAL STANDARD COMPOUNDS
AREA AND RT SUMMARY

Instrument ID: a4ag2.i
Lab File ID: LV21F1AC.D
Lab Smp Id: LV21F1AC
Analysis Type: SV
Quant Type: ISTD
Operator: 046900
Method File: \\cansvr11\dd\chem\MSS\a4ag2.i\00309A.b\8270C-625.m
Misc Info:

Calibration Date: 09-MAR-2010
Calibration Time: 08:21
Client Smp ID: INTRA-LAB CHECK
Level: LOW
Sample Type: SOIL

		AREA LIMIT			
COMPOUND	STANDARD	LOWER	UPPER	SAMPLE	%DIFF
1 1,4-Dichlorobenze	240542	120271	481084	326627	35.79
2 Naphthalene-d8	982966	491483	1965932	1327677	35.07
3 Acenaphthene-d10	536785	268393	1073570	765556	42.62
4 Phenanthrene-d10	867481	433741	1734962	1269300	46.32
5 Chrysene-d12	1050355	525178	2100710	1467463	39.71
6 Perylene-d12	957161	478581	1914322	1278491	33.57

		RT LIMIT			
COMPOUND	STANDARD	LOWER	UPPER	SAMPLE	%DIFF
1 1,4-Dichlorobenze	3.43	2.93	3.93	3.43	0.00
2 Naphthalene-d8	4.32	3.82	4.82	4.32	0.00
3 Acenaphthene-d10	5.59	5.09	6.09	5.59	0.00
4 Phenanthrene-d10	6.69	6.19	7.19	6.68	-0.09
5 Chrysene-d12	8.65	8.15	9.15	8.65	-0.07
6 Perylene-d12	9.97	9.47	10.47	9.97	-0.06

AREA UPPER LIMIT = +100% of internal standard area.
AREA LOWER LIMIT = - 50% of internal standard area.
RT UPPER LIMIT = + 0.50 minutes of internal standard RT.
RT LOWER LIMIT = - 0.50 minutes of internal standard RT.

Data File: \\cansvr11\dd\chem\MSS\a4ag2.i\00309A.b\LV21F1AC.D

Page 1

Date : 09-MAR-2010 09:13

Client ID: INTRA-LAB CHECK

Instrument: a4ag2.i

Sample Info: LV21F1AC,00309A.b,8270C-625,TCLLCSD,SUB

Volume Injected (uL): 0.5

Operator: 046900

Column phase: db5.625

Column diameter: 0.32

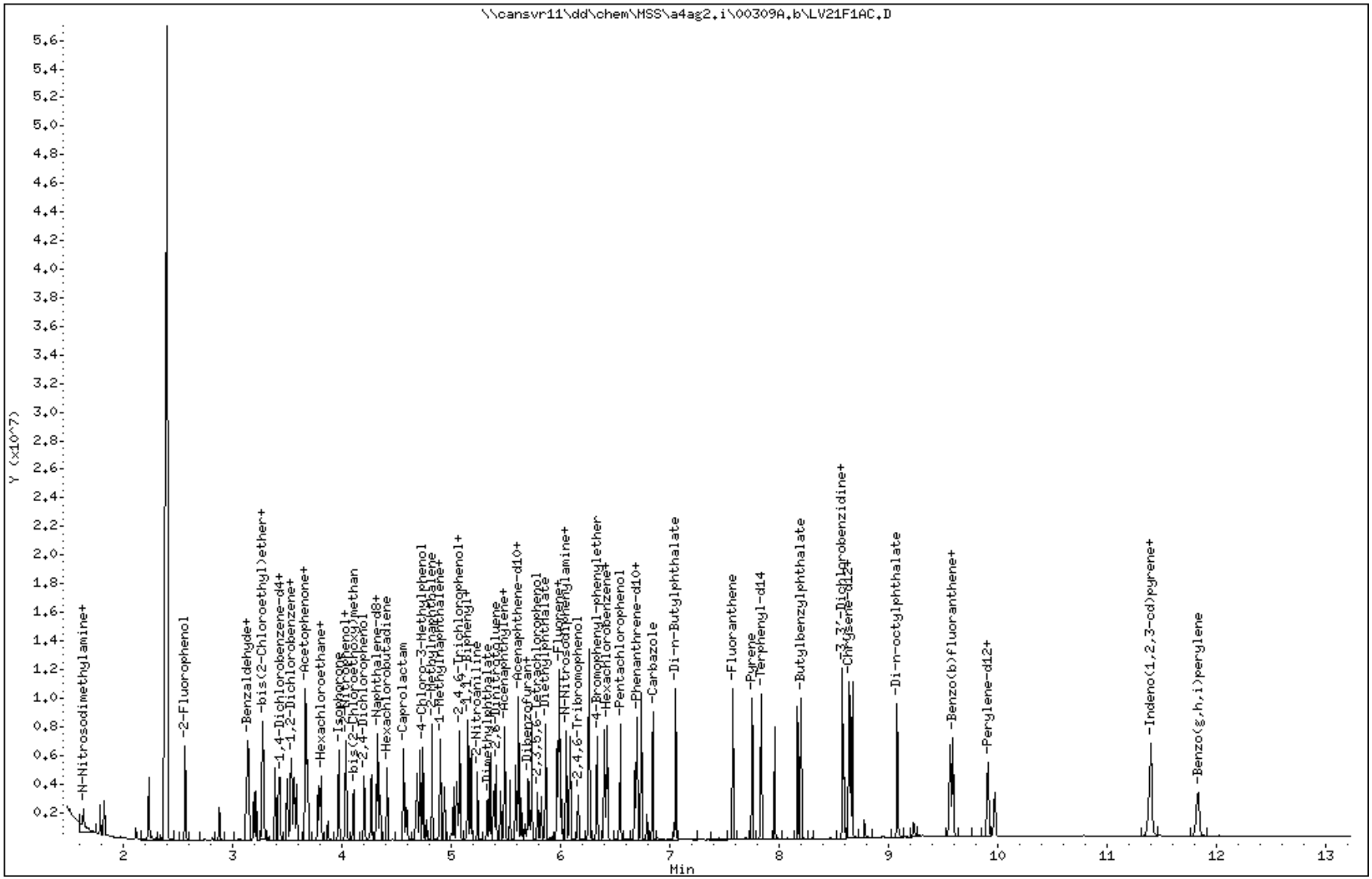

Data File Name: LV21F1AC.D
Inj. Date and Time: 09-MAR-2010 09:13
Instrument ID: a4ag2.i
Client ID: INTRA-LAB CHECK
Compound Name: 1,4-Dioxane
CAS #: 123-91-1
Report Date: 03/09/2010

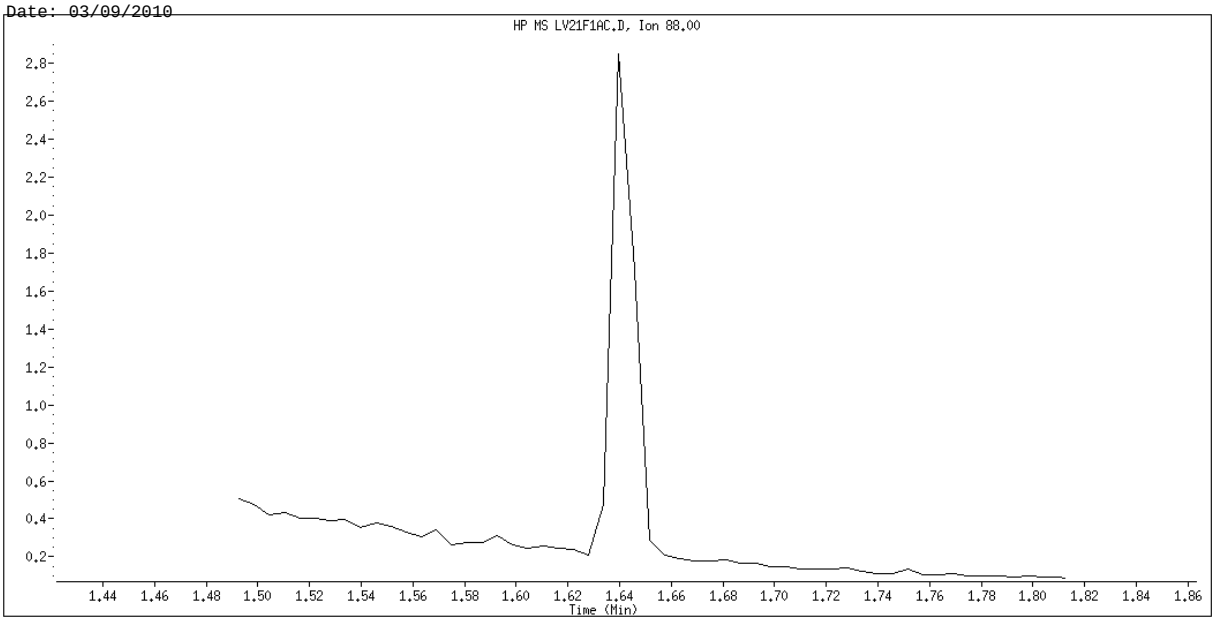

Original Integration

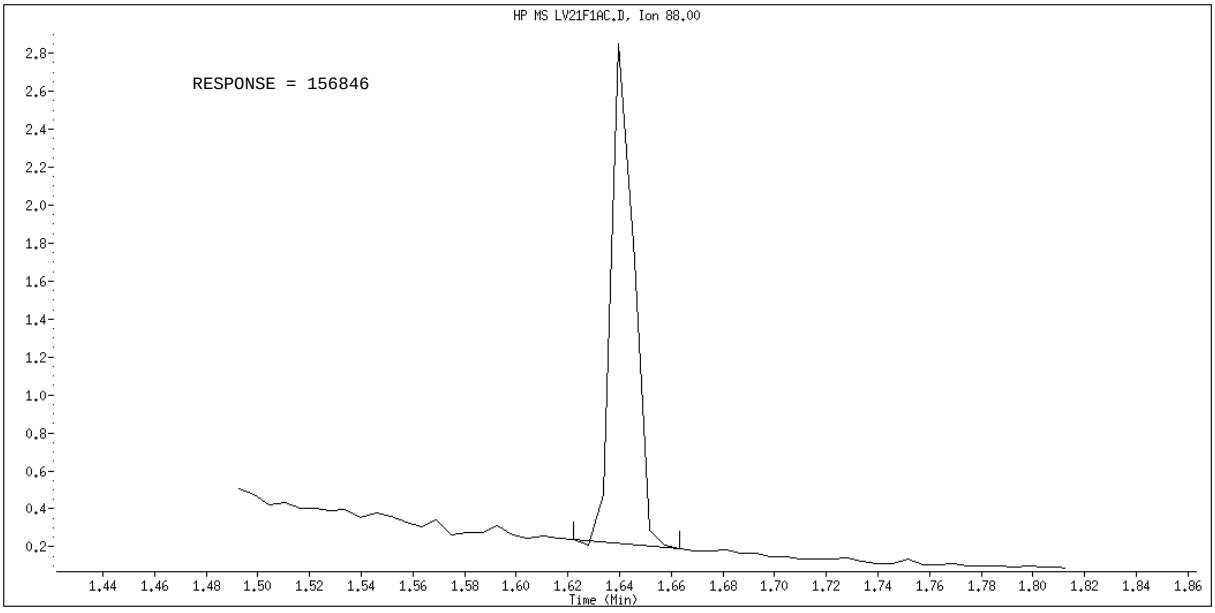

Manual Integration

Manually Integrated By: hulat
Manual Integration Reason: Peak not found

Data File Name: LV21F1AC.D
Inj. Date and Time: 09-MAR-2010 09:13
Instrument ID: a4ag2.i
Client ID: INTRA-LAB CHECK
Compound Name: Pyridine
CAS #: 110-86-1
Report Date: 03/09/2010

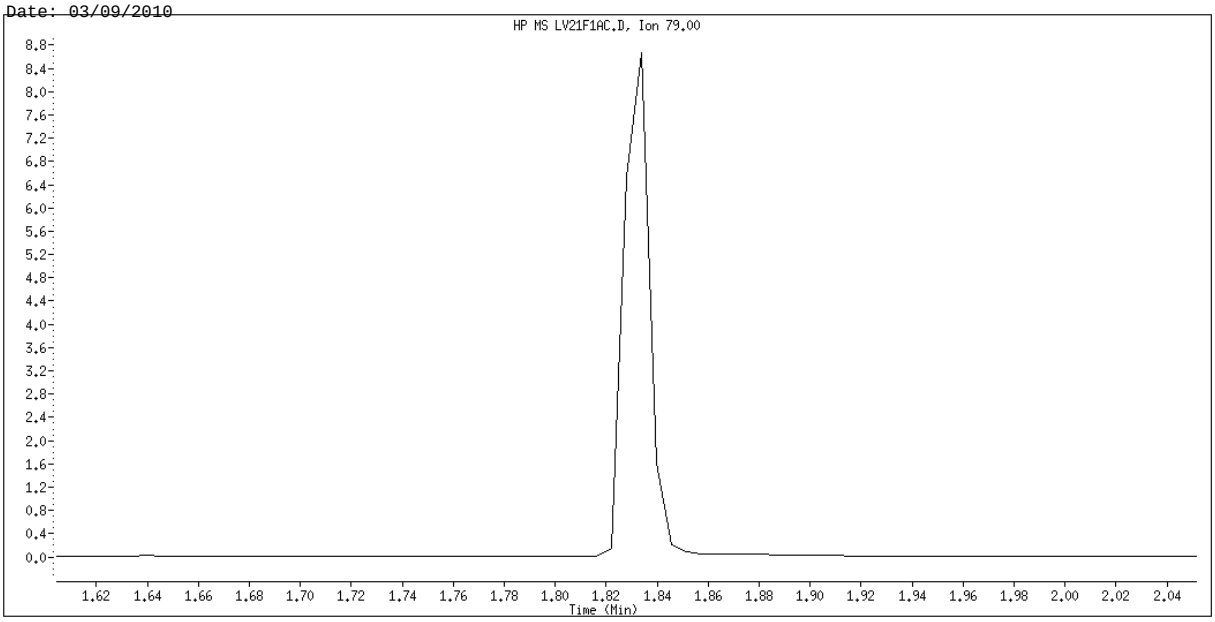

Original Integration

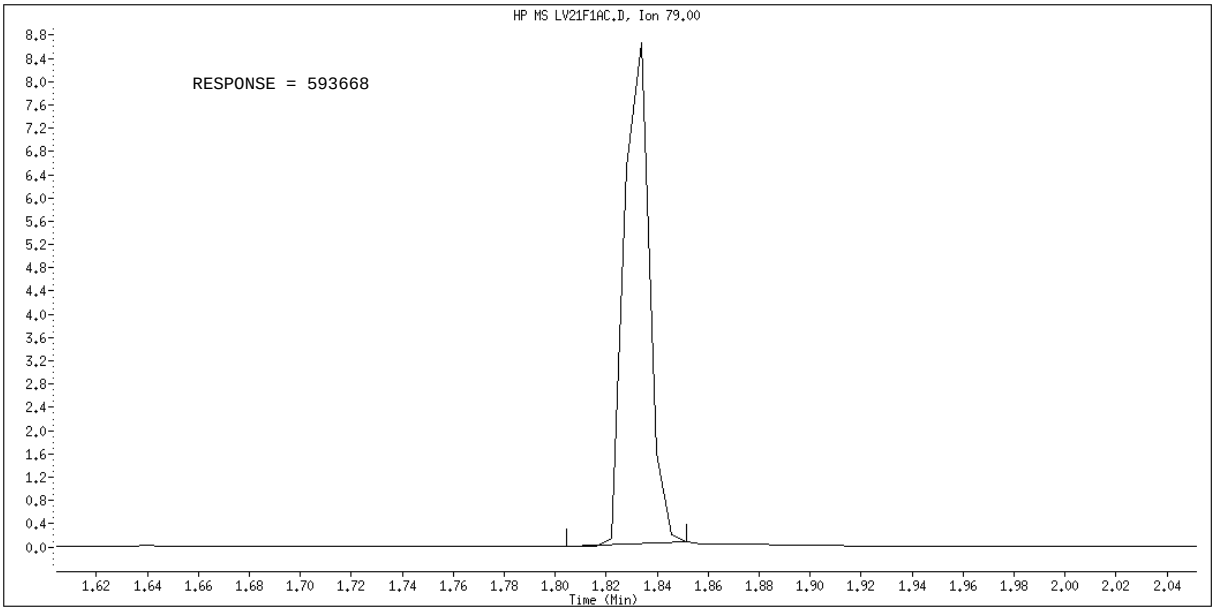

Manual Integration

Manually Integrated By: hulat
Manual Integration Reason: Peak not found

Data File Name: LV21F1AC.D
Inj. Date and Time: 09-MAR-2010 09:13
Instrument ID: a4ag2.i
Client ID: INTRA-LAB CHECK
Compound Name: Benzoic Acid
CAS #: 65-85-0
Report Date: 03/09/2010

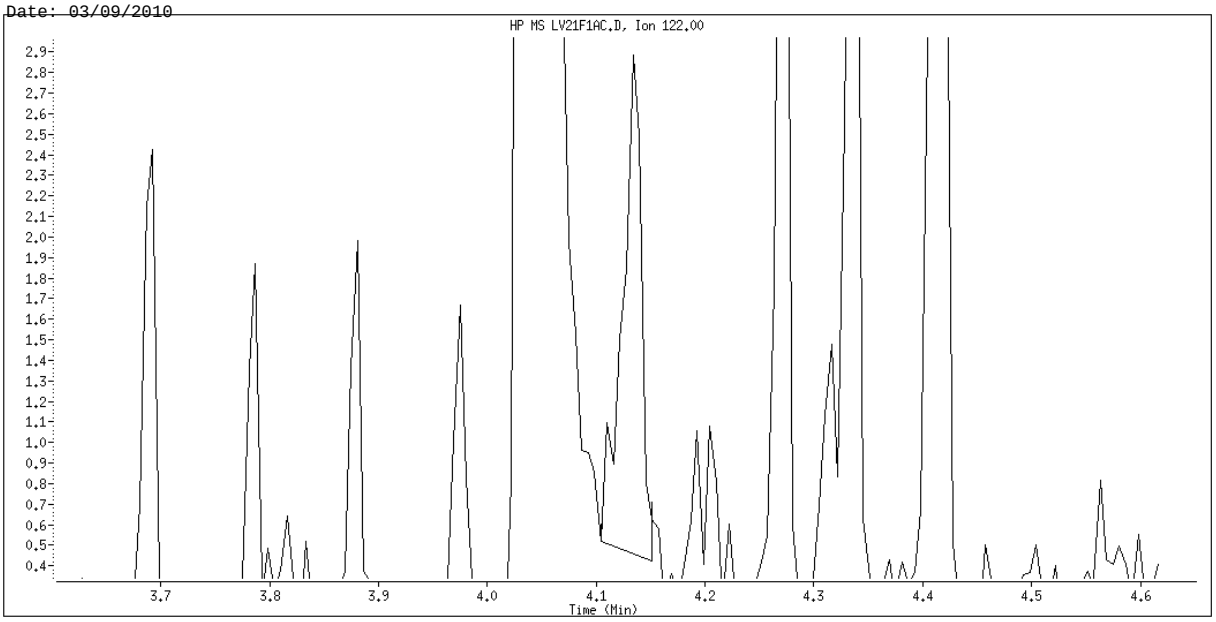

Original Integration

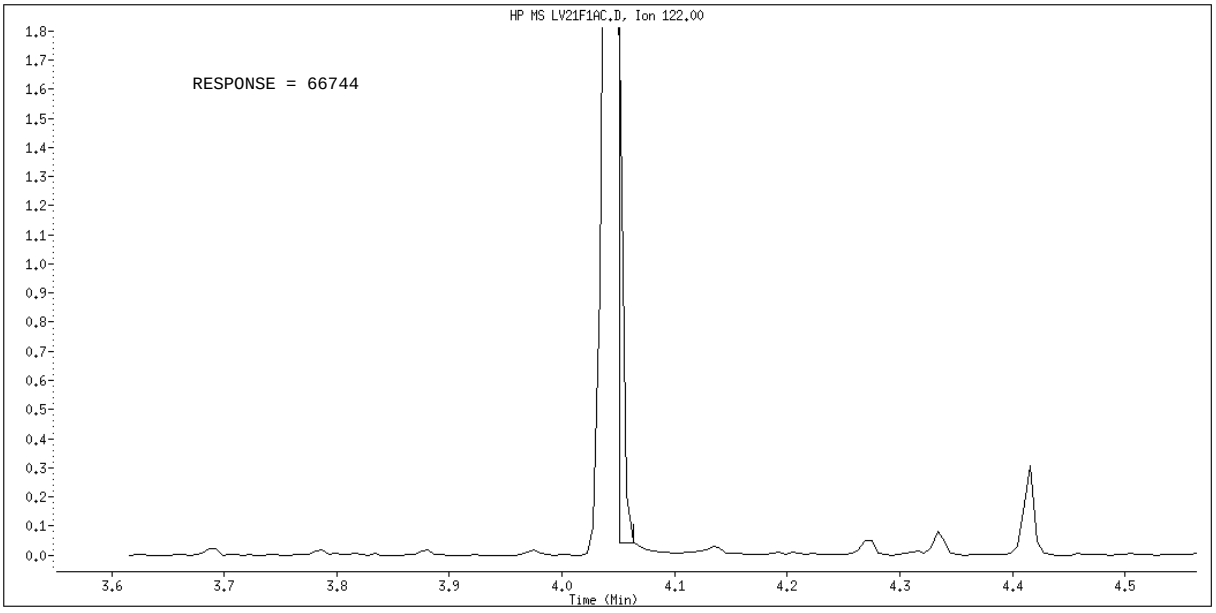

Manual Integration

Manually Integrated By: hulat
Manual Integration Reason: Poor Chromatography

METHOD BLANK REPORT

GC/MS Semivolatiles

Client Lot #...: A0B240490 **Work Order #...:** LV21E1AA **Matrix.....:** SOLID
MB Lot-Sample #: A0B250000-039

Prep Date.....: 02/25/10 **Final Wgt/Vol..:** 2 mL
Analysis Date..: 03/05/10 **Prep Batch #...:** 0056039
Dilution Factor: 1 **Initial Wgt/Vol:** 30 g

PARAMETER	RESULT	REPORTING LIMIT	UNITS	METHOD
Acenaphthene	ND	6.7	ug/kg	SW846 8270C
Acenaphthylene	ND	6.7	ug/kg	SW846 8270C
Anthracene	ND	6.7	ug/kg	SW846 8270C
Benzo(a)anthracene	ND	6.7	ug/kg	SW846 8270C
Benzo(b)fluoranthene	ND	6.7	ug/kg	SW846 8270C
Benzo(k)fluoranthene	ND	6.7	ug/kg	SW846 8270C
Benzo(ghi)perylene	ND	6.7	ug/kg	SW846 8270C
Benzo(a)pyrene	ND	6.7	ug/kg	SW846 8270C
Chrysene	ND	6.7	ug/kg	SW846 8270C
Fluoranthene	ND	6.7	ug/kg	SW846 8270C
Fluorene	ND	6.7	ug/kg	SW846 8270C
Indeno(1,2,3-cd)pyrene	ND	6.7	ug/kg	SW846 8270C
Naphthalene	ND	6.7	ug/kg	SW846 8270C
Phenanthrene	ND	6.7	ug/kg	SW846 8270C
Pyrene	ND	6.7	ug/kg	SW846 8270C
Dibenzo(a,h)anthracene	ND	6.7	ug/kg	SW846 8270C

SURROGATE	PERCENT RECOVERY	RECOVERY LIMITS
2-Fluorobiphenyl	55	(45 - 105)
2-Fluorophenol	60	(35 - 105)
Phenol-d5	58	(40 - 100)
2,4,6-Tribromophenol	37	(35 - 125)
Nitrobenzene-d5	58	(35 - 100)
Terphenyl-d14	76	(30 - 125)

NOTE(S):

Calculations are performed before rounding to avoid round-off errors in calculated results.

TestAmerica North Canton

Semivolatile REPORT SW-846 Method 8270

Data file : \\cansvr11\dd\chem\MSS\a4hp7.i\00305b.b\LV21E1AA.D
Lab Smp Id: lv21e1aa Client Smp ID: INTRA-LAB BLANK
Inj Date : 05-MAR-2010 14:54
Operator : 001710 Inst ID: a4hp7.i
Smp Info : lv21e1aa,00305b.b,8270c-625,1-827042d.sub
Misc Info :
Comment   :
Method   : \\cansvr11\dd\chem\MSS\a4hp7.i\00305b.b\8270C-625.m
Meth Date : 08-Mar-2010 13:01 gruberj Quant Type: ISTD
Cal Date : 05-MAR-2010 12:55 Cal File: 7SMH0305.D
Als bottle: 4 QC Sample: METHOD BLANK
Dil Factor: 1.00000
Integrator: HP RTE Compound Sublist: 1-827042d.sub
Target Version: 4.14
Processing Host: CANPMSSV01

Concentration Formula: Amt * DF * Uf * Vt/(Vi * Ws *) * CpndVariable

Name	Value	Description
DF	1.000	Dilution Factor
Uf	1.000	ng unit correction factor
Vt	2000.000	Volume of final extract (uL)(1000 low, 2
Vi	0.50000	Volume injected (uL)
Ws	30.000	Weight of sample extracted (g)
Cpnd Variable		Local Compound Variable

Compounds	QUANT SIG MASS	RT	EXP RT	REL RT	RESPONSE	CONCENTRATIONS ON-COLUMN (NG)	FINAL (ug/kg)	
* 1 1,4-Dichlorobenzene-d4	152	3.643	3.649	(1.000)	382997	2.00000		(Q)
* 2 Naphthalene-d8	136	4.542	4.547	(1.000)	1604599	2.00000		
* 3 Acenaphthene-d10	164	5.815	5.815	(1.000)	858615	2.00000		
* 4 Phenanthrene-d10	188	6.906	6.906	(1.000)	1323454	2.00000		
* 5 Chrysene-d12	240	8.890	8.896	(1.000)	1509490	2.00000		
* 6 Perylene-d12	264	10.447	10.447	(1.000)	1342253	2.00000		
9 Pyridine	79	Compound Not Detected.						
10 N-Nitrosodimethylamine	74	Compound Not Detected.						
11 Ethyl methacrylate	69	Compound Not Detected.						
12 3-Chloropropionitrile	54	Compound Not Detected.						
13 Malononitrile	66	Compound Not Detected.						
209 Benzaldehyde	77	Compound Not Detected.						
21 Aniline	93	Compound Not Detected.						
22 Phenol	94	Compound Not Detected.						
23 bis(2-Chloroethyl)ether	93	Compound Not Detected.						
24 2-Chlorophenol	128	Compound Not Detected.						
26 1,3-Dichlorobenzene	146	Compound Not Detected.						
27 1,4-Dichlorobenzene	146	Compound Not Detected.						

28	1,2-Dichlorobenzene	146	Compound Not Detected.
29	Benzyl Alcohol	108	Compound Not Detected.

	Compounds	QUANT SIG MASS	RT	EXP RT	REL RT	RESPONSE	CONCENTRATIONS ON-COLUMN (NG)	CONCENTRATIONS FINAL (ug/kg)
30	2-Methylphenol	108	Compound Not Detected.					
31	bis(2-Chloroisopropyl)ether	45	Compound Not Detected.					
37	Acetophenone	105	Compound Not Detected.					
32	N-Nitroso-di-n-propylamine	70	Compound Not Detected.					
192	4-Methylphenol	108	Compound Not Detected.					
34	Hexachloroethane	117	Compound Not Detected.					
35	Nitrobenzene	77	Compound Not Detected.					
41	Isophorone	82	Compound Not Detected.					
42	2-Nitrophenol	139	Compound Not Detected.					
43	2,4-Dimethylphenol	107	Compound Not Detected.					
44	bis(2-Chloroethoxy)methane	93	Compound Not Detected.					
46	2,4-Toluenediamene	121	Compound Not Detected.					
47	1,3,5-Trichlorobenzene	180	Compound Not Detected.					
48	2,4-Dichlorophenol	162	Compound Not Detected.					
49	Benzoic Acid	122	4.258	4.323	(0.938)	9418	0.59967	79.956
50	1,2,4-Trichlorobenzene	180	Compound Not Detected.					
51	Naphthalene	128	Compound Not Detected.					
52	4-Chloroaniline	127	Compound Not Detected.					
56	Hexachlorobutadiene	225	Compound Not Detected.					
210	Caprolactam	113	Compound Not Detected.					
57	1,2,3-Trichlorobenzene	180	Compound Not Detected.					
59	4-Chloro-3-Methylphenol	107	Compound Not Detected.					
62	2-Methylnaphthalene	142	Compound Not Detected.					
63	1-Methylnaphthalene	142	Compound Not Detected.					
64	Hexachlorocyclopentadiene	237	Compound Not Detected.					
66	2,4,6-Trichlorophenol	196	Compound Not Detected.					
67	2,4,5-Trichlorophenol	196	Compound Not Detected.					
211	1,1'-Biphenyl	154	Compound Not Detected.					
68	1,2,3,5-Tetrachlorobenzene	216	Compound Not Detected.					
70	2-Chloronaphthalene	162	Compound Not Detected.					
73	2-Nitroaniline	65	Compound Not Detected.					
74	1,2,3,4-Tetrachlorobenzene	216	Compound Not Detected.					
76	Dimethylphthalate	163	Compound Not Detected.					
78	2,6-Dinitrotoluene	165	Compound Not Detected.					
79	Acenaphthylene	152	Compound Not Detected.					
80	1,2-Dinitrobenzene	168	Compound Not Detected.					
81	3-Nitroaniline	138	Compound Not Detected.					
82	Acenaphthene	153	Compound Not Detected.					
83	2,4-Dinitrophenol	184	Compound Not Detected.					
85	4-Nitrophenol	109	Compound Not Detected.					
86	Dibenzofuran	168	Compound Not Detected.					
87	2,4-Dinitrotoluene	165	Compound Not Detected.					
91	2,3,5,6-Tetrachlorophenol	232	Compound Not Detected.					
93	Diethylphthalate	149	Compound Not Detected.					
94	Fluorene	166	Compound Not Detected.					
95	4-Chlorophenyl-phenylether	204	Compound Not Detected.					
96	4-Nitroaniline	138	Compound Not Detected.					
98	4,6-Dinitro-2-methylphenol	198	Compound Not Detected.					
99	N-Nitrosodiphenylamine	169	Compound Not Detected.					
100	1,2-Diphenylhydrazine	77	Compound Not Detected.					
106	4-Bromophenyl-phenylether	248	Compound Not Detected.					
107	Hexachlorobenzene	284	Compound Not Detected.					

212	Atrazine	200	Compound Not Detected.
111	Pentachlorophenol	266	Compound Not Detected.

	Compounds	QUANT SIG MASS	RT	EXP RT	REL RT	RESPONSE	CONCENTRATIONS ON-COLUMN (NG)	FINAL (ug/kg)
	115 Phenanthrene	178	Compound Not Detected.					
	116 Anthracene	178	Compound Not Detected.					
	119 Carbazole	167	Compound Not Detected.					
	120 Di-n-Butylphthalate	149	Compound Not Detected.					
	123 Fluoranthene	202	Compound Not Detected.					
	124 Benzidine	184	Compound Not Detected.					
	125 Pyrene	202	Compound Not Detected.					
	131 Butylbenzylphthalate	149	Compound Not Detected.					
	133 3,3'-Dimethoxybenzidine	244	Compound Not Detected.					
	135 3,3'-Dichlorobenzidine	252	Compound Not Detected.					
	136 Benzo(a)Anthracene	228	Compound Not Detected.					
	137 Chrysene	228	Compound Not Detected.					
	138 4,4'-Methylene bis(o-chloroan	231	Compound Not Detected.					
	139 bis(2-ethylhexyl)Phthalate	149	Compound Not Detected.					
	140 Di-n-octylphthalate	149	Compound Not Detected.					
	141 Benzo(b)fluoranthene	252	Compound Not Detected.					
	142 Benzo(k)fluoranthene	252	Compound Not Detected.					
	146 Benzo(a)pyrene	252	Compound Not Detected.					
	149 Indeno(1,2,3-cd)pyrene	276	Compound Not Detected.					
	150 Dibenz(a,h)anthracene	278	Compound Not Detected.					
	151 Benzo(g,h,i)perylene	276	Compound Not Detected.					
	198 1,4-Dioxane	88	Compound Not Detected.					
$	154 Nitrobenzene-d5	82	4.023	4.028	(0.886)	700714	2.89028	385.37
$	155 2-Fluorobiphenyl	172	5.301	5.301	(0.912)	1369536	2.76485	368.65
$	156 Terphenyl-d14	244	8.045	8.045	(0.905)	1792536	3.78019	504.02
$	157 Phenol-d5	99	3.338	3.338	(0.916)	1245283	4.33993	578.66
$	158 2-Fluorophenol	112	2.782	2.766	(0.764)	984724	4.53410	604.55
$	159 2,4,6-Tribromophenol	330	6.387	6.387	(1.098)	160231	2.76526	368.70
$	186 2-Chlorophenol-d4	132	3.488	3.488	(0.957)	1046725	4.61471	615.29
$	187 1,2-Dichlorobenzene-d4	152	3.756	3.756	(1.031)	416767	2.72322	363.10
M	195 Cresols, total	100	Compound Not Detected.					
	101 Diphenylamine	169	Compound Not Detected.					

QC Flag Legend

Q - Qualifier signal failed the ratio test.

TestAmerica North Canton

INTERNAL STANDARD COMPOUNDS
AREA AND RT SUMMARY

Instrument ID: a4hp7.i
Lab File ID: LV21E1AA.D
Lab Smp Id: lv21e1aa
Analysis Type: SV
Quant Type: ISTD
Operator: 001710
Method File: \\cansvr11\dd\chem\MSS\a4hp7.i\00305b.b\8270C-625.m
Misc Info:

Calibration Date: 05-MAR-2010
Calibration Time: 14:16
Client Smp ID: INTRA-LAB BLANK
Level: LOW
Sample Type: SOIL

		AREA LIMIT			
COMPOUND	STANDARD	LOWER	UPPER	SAMPLE	%DIFF
1 1,4-Dichlorobenze	291921	145961	583842	382997	31.20
2 Naphthalene-d8	1218718	609359	2437436	1604599	31.66
3 Acenaphthene-d10	639952	319976	1279904	858615	34.17
4 Phenanthrene-d10	1024765	512383	2049530	1323454	29.15
5 Chrysene-d12	1204582	602291	2409164	1509490	25.31
6 Perylene-d12	1081833	540917	2163666	1342253	24.07

		RT LIMIT			
COMPOUND	STANDARD	LOWER	UPPER	SAMPLE	%DIFF
1 1,4-Dichlorobenze	3.65	3.15	4.15	3.64	-0.15
2 Naphthalene-d8	4.55	4.05	5.05	4.54	-0.12
3 Acenaphthene-d10	5.82	5.32	6.32	5.82	-0.00
4 Phenanthrene-d10	6.91	6.41	7.41	6.91	-0.00
5 Chrysene-d12	8.90	8.40	9.40	8.89	-0.06
6 Perylene-d12	10.45	9.95	10.95	10.45	-0.00

AREA UPPER LIMIT = +100% of internal standard area.
AREA LOWER LIMIT = - 50% of internal standard area.
RT UPPER LIMIT = + 0.50 minutes of internal standard RT.
RT LOWER LIMIT = - 0.50 minutes of internal standard RT.

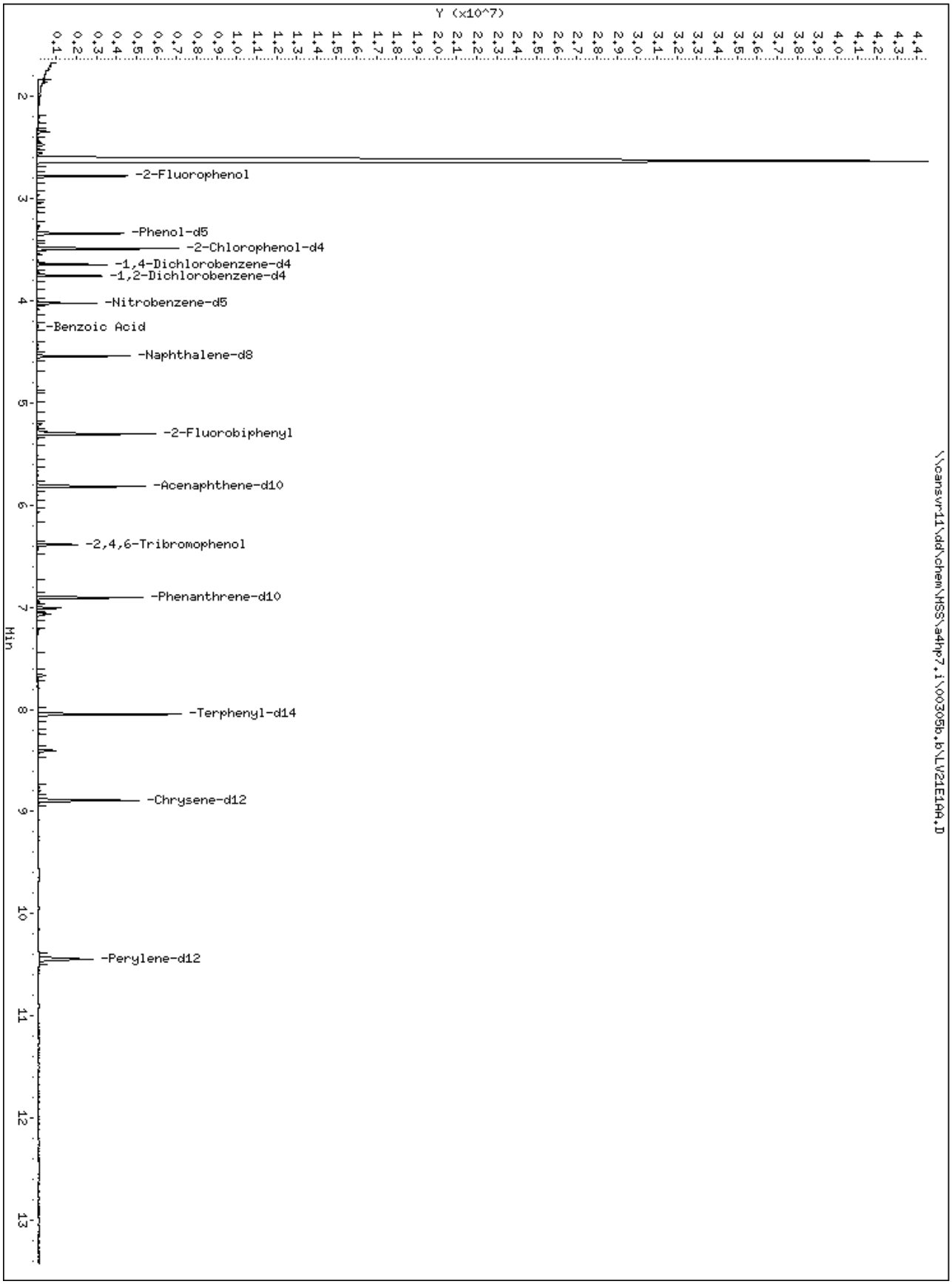
Y (x10^7)
-2-Fluorophenol
-Phenol-d5
-2-Chlorophenol-d4
-1,4-Dichlorobenzene-d4
-1,2-Dichlorobenzene-d4
-Nitrobenzene-d5
-Benzoic Acid
-Naphthalene-d8
-2-Fluorobiphenyl
-Acenaphthene-d10
-2,4,6-Tribromophenol
-Phenanthrene-d10
-Terphenyl-d14
-Chrysene-d12
-Perylene-d12
Min
\\cansvr11\dd\chem\HSS\a4hp7.i\00305b.b\LV21E10A.D

49 Benzoic Acid

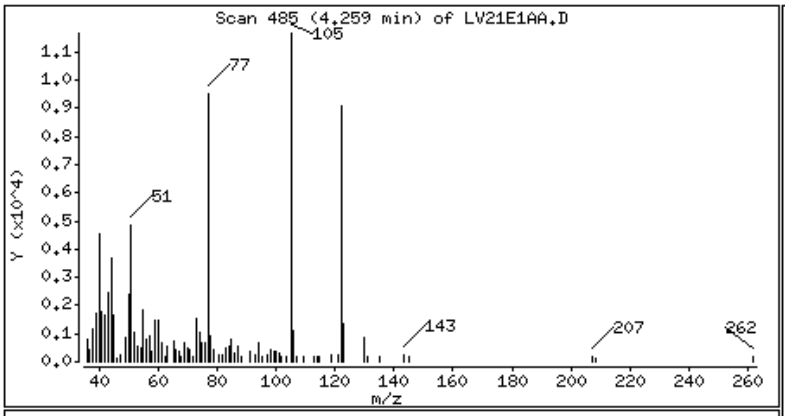

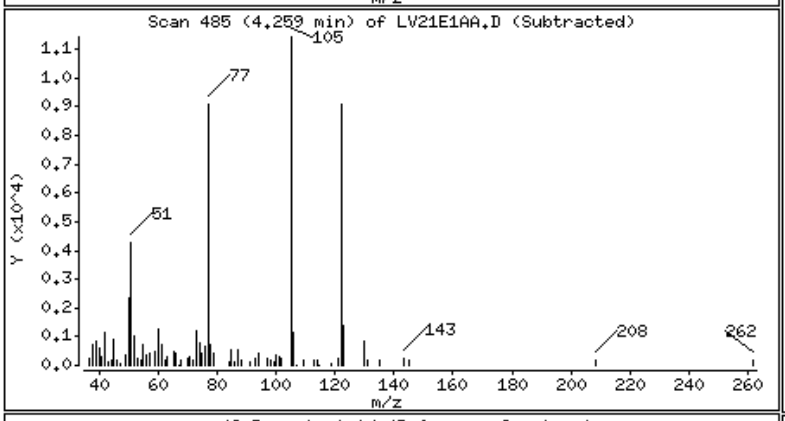

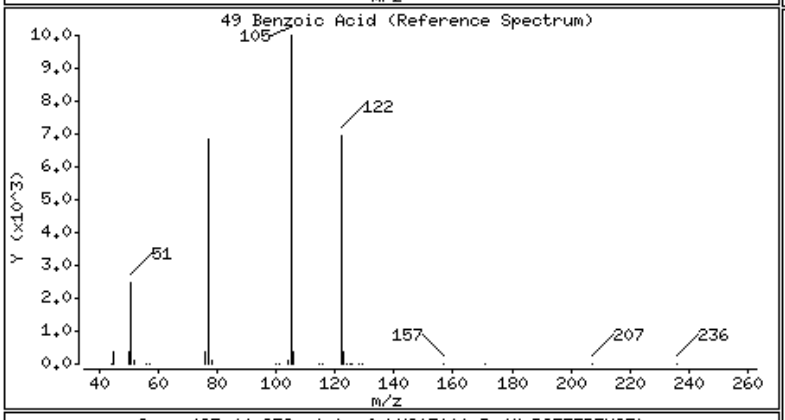

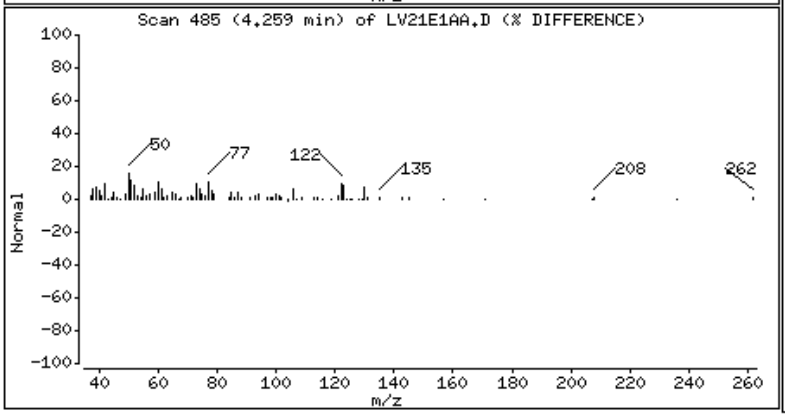

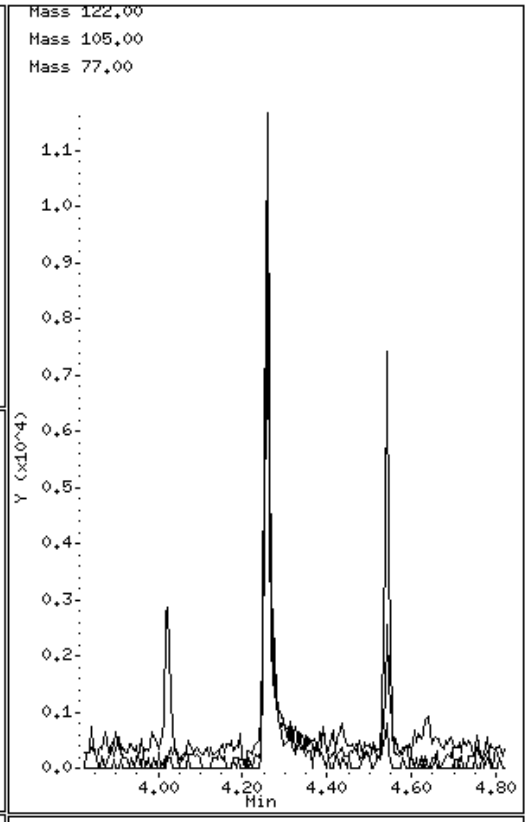

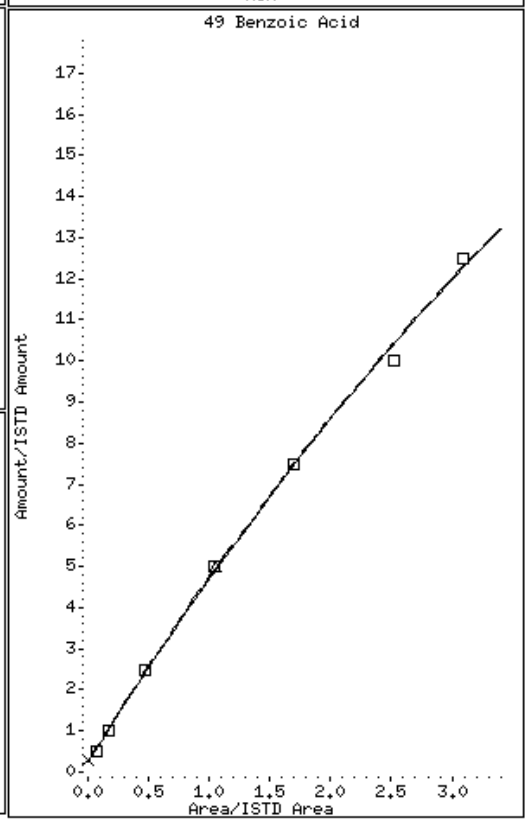

METHOD BLANK REPORT

GC/MS Semivolatiles

Client Lot #...: A0B240490 **Work Order #...:** LV21F1AA **Matrix.....:** SOLID
MB Lot-Sample #: A0B250000-040

Prep Date.....: 02/25/10 **Final Wgt/Vol..:** 2 mL
Analysis Date..: 03/09/10 **Prep Batch #...:** 0056040
Dilution Factor: 1 **Initial Wgt/Vol:** 30 g

PARAMETER	RESULT	REPORTING LIMIT	UNITS	METHOD
Fluorene	ND	6.7	ug/kg	SW846 8270C
Hexachlorobenzene	ND	330	ug/kg	SW846 8270C
Hexachlorobutadiene	ND	330	ug/kg	SW846 8270C
Hexachlorocyclopenta-diene	ND	330	ug/kg	SW846 8270C
Hexachloroethane	ND	330	ug/kg	SW846 8270C
Indeno(1,2,3-cd)pyrene	ND	6.7	ug/kg	SW846 8270C
Isophorone	ND	330	ug/kg	SW846 8270C
2-Methylnaphthalene	ND	330	ug/kg	SW846 8270C
2-Methylphenol	ND	330	ug/kg	SW846 8270C
Naphthalene	ND	6.7	ug/kg	SW846 8270C
2-Nitroaniline	ND	800	ug/kg	SW846 8270C
3-Nitroaniline	ND	800	ug/kg	SW846 8270C
4-Nitroaniline	ND	800	ug/kg	SW846 8270C
Nitrobenzene	ND	330	ug/kg	SW846 8270C
2-Nitrophenol	ND	330	ug/kg	SW846 8270C
4-Nitrophenol	ND	800	ug/kg	SW846 8270C
N-Nitrosodi-n-propyl-amine	ND	330	ug/kg	SW846 8270C
N-Nitrosodiphenylamine	ND	330	ug/kg	SW846 8270C
Pentachlorophenol	ND	330	ug/kg	SW846 8270C
Phenanthrene	ND	6.7	ug/kg	SW846 8270C
Phenol	ND	330	ug/kg	SW846 8270C
Pyrene	ND	6.7	ug/kg	SW846 8270C
1,2,4-Trichloro-benzene	ND	330	ug/kg	SW846 8270C
2,4,5-Trichloro-phenol	ND	330	ug/kg	SW846 8270C
2,4,6-Trichloro-phenol	ND	330	ug/kg	SW846 8270C
Dibenzo(a,h)anthracene	ND	6.7	ug/kg	SW846 8270C
Carbazole	ND	50	ug/kg	SW846 8270C
3-Methylphenol & 4-Methylphenol	ND	330	ug/kg	SW846 8270C
Acenaphthene	ND	6.7	ug/kg	SW846 8270C
Acenaphthylene	ND	6.7	ug/kg	SW846 8270C
Anthracene	ND	6.7	ug/kg	SW846 8270C
Benzo(a)anthracene	ND	6.7	ug/kg	SW846 8270C
Benzo(b)fluoranthene	ND	6.7	ug/kg	SW846 8270C
Benzo(k)fluoranthene	ND	6.7	ug/kg	SW846 8270C
Benzoic acid	ND	800	ug/kg	SW846 8270C

(Continued on next page)

METHOD BLANK REPORT

GC/MS Semivolatiles

Client Lot #...: A0B240490 **Work Order #...:** LV21F1AA **Matrix.....:** SOLID

PARAMETER	RESULT	REPORTING LIMIT	UNITS	METHOD
Benzo(ghi)perylene	ND	6.7	ug/kg	SW846 8270C
Benzo(a)pyrene	ND	6.7	ug/kg	SW846 8270C
Benzyl alcohol	ND	330	ug/kg	SW846 8270C
bis(2-Chloroethoxy) methane	ND	330	ug/kg	SW846 8270C
bis(2-Chloroethyl)-ether	ND	330	ug/kg	SW846 8270C
bis(2-Chloroisopropyl) ether	ND	330	ug/kg	SW846 8270C
bis(2-Ethylhexyl) phthalate	ND	330	ug/kg	SW846 8270C
4-Bromophenyl phenyl ether	ND	330	ug/kg	SW846 8270C
Butyl benzyl phthalate	ND	330	ug/kg	SW846 8270C
4-Chloroaniline	ND	330	ug/kg	SW846 8270C
4-Chloro-3-methylphenol	ND	330	ug/kg	SW846 8270C
2-Chloronaphthalene	ND	330	ug/kg	SW846 8270C
2-Chlorophenol	ND	330	ug/kg	SW846 8270C
4-Chlorophenyl phenyl ether	ND	330	ug/kg	SW846 8270C
Chrysene	ND	6.7	ug/kg	SW846 8270C
Dibenzofuran	ND	330	ug/kg	SW846 8270C
Di-n-butyl phthalate	ND	330	ug/kg	SW846 8270C
1,2-Dichlorobenzene	ND	330	ug/kg	SW846 8270C
1,3-Dichlorobenzene	ND	330	ug/kg	SW846 8270C
1,4-Dichlorobenzene	ND	330	ug/kg	SW846 8270C
3,3'-Dichlorobenzidine	ND	330	ug/kg	SW846 8270C
2,4-Dichlorophenol	ND	330	ug/kg	SW846 8270C
Diethyl phthalate	ND	330	ug/kg	SW846 8270C
2,4-Dimethylphenol	ND	330	ug/kg	SW846 8270C
Dimethyl phthalate	ND	330	ug/kg	SW846 8270C
Di-n-octyl phthalate	ND	330	ug/kg	SW846 8270C
4,6-Dinitro-2-methylphenol	ND	800	ug/kg	SW846 8270C
2,4-Dinitrophenol	ND	800	ug/kg	SW846 8270C
2,4-Dinitrotoluene	ND	330	ug/kg	SW846 8270C
2,6-Dinitrotoluene	ND	330	ug/kg	SW846 8270C
Fluoranthene	ND	6.7	ug/kg	SW846 8270C

SURROGATE	PERCENT RECOVERY	RECOVERY LIMITS
2-Fluorobiphenyl	64	(45 - 105)
2-Fluorophenol	73	(35 - 105)
Phenol-d5	73	(40 - 100)
2,4,6-Tribromophenol	24 *	(35 - 125)

(Continued on next page)

METHOD BLANK REPORT

GC/MS Semivolatiles

Client Lot #...: A0B240490 **Work Order #...:** LV21F1AA **Matrix.....:** SOLID

PARAMETER	RESULT	REPORTING LIMIT	UNITS	METHOD
Nitrobenzene-d5	60	(35 - 100)		
Terphenyl-d14	89	(30 - 125)		

NOTE(S):

Calculations are performed before rounding to avoid round-off errors in calculated results.

* Surrogate recovery is outside stated control limits.

TestAmerica North Canton

Semivolatile REPORT SW-846 Method 8270

Data file : \\cansvr11\dd\chem\MSS\a4ag2.i\00309A.b\LV21F1AA.D
Lab Smp Id: LV21F1AA Client Smp ID: INTRA-LAB BLANK
Inj Date : 09-MAR-2010 08:56
Operator : 046900 Inst ID: a4ag2.i
Smp Info : LV21F1AA,00309A.b,8270C-625,3-827042.SUB
Misc Info :
Comment   :
Method   : \\cansvr11\dd\chem\MSS\a4ag2.i\00309A.b\8270C-625.m
Meth Date : 09-Mar-2010 12:50 hulat Quant Type: ISTD
Cal Date : 05-MAR-2010 14:18 Cal File: 2SLL0305.D
Als bottle: 4 QC Sample: METHOD BLANK
Dil Factor: 1.00000
Integrator: HP RTE Compound Sublist: 3-827042.SUB
Target Version: 4.14
Processing Host: CANPMSSV04

Concentration Formula: Amt * DF * Uf * Vt/(Vi * Ws) * CpndVariable

Name	Value	Description
DF	1.000	Dilution Factor
Uf	1.000	ng unit correction factor
Vt	2000.000	Volume of final extract (uL)(1000 low, 2
Vi	0.50000	Volume injected (uL)
Ws	30.000	Weight of sample extracted (g)
Cpnd Variable		Local Compound Variable

	Compounds	QUANT SIG MASS	RT	EXP RT	REL RT	RESPONSE	CONCENTRATIONS ON-COLUMN (NG)	FINAL (ug/kg)	
* 1	1,4-Dichlorobenzene-d4	152	3.422	3.427	(1.000)	317864	2.00000		(Q)
* 2	Naphthalene-d8	136	4.316	4.321	(1.000)	1281269	2.00000		
* 3	Acenaphthene-d10	164	5.592	5.592	(1.000)	734793	2.00000		
* 4	Phenanthrene-d10	188	6.680	6.686	(1.000)	1245437	2.00000		
* 5	Chrysene-d12	240	8.645	8.651	(1.000)	1376381	2.00000		
* 6	Perylene-d12	264	9.968	9.974	(1.000)	1231284	2.00000		
198	1,4-Dioxane	88	Compound Not Detected.						
9	Pyridine	79	Compound Not Detected.						
10	N-Nitrosodimethylamine	74	Compound Not Detected.						
12	3-Chloropropionitrile	54	Compound Not Detected.						
209	Benzaldehyde	77	Compound Not Detected.						
21	Aniline	93	Compound Not Detected.						
22	Phenol	94	Compound Not Detected.						
23	bis(2-Chloroethyl)ether	93	Compound Not Detected.						
24	2-Chlorophenol	128	Compound Not Detected.						
26	1,3-Dichlorobenzene	146	Compound Not Detected.						
27	1,4-Dichlorobenzene	146	Compound Not Detected.						
28	1,2-Dichlorobenzene	146	Compound Not Detected.						

29	Benzyl Alcohol	108	Compound Not Detected.
30	2-Methylphenol	108	Compound Not Detected.

	Compounds	QUANT SIG MASS	RT	EXP RT	REL RT	RESPONSE	CONCENTRATIONS ON-COLUMN (NG)	CONCENTRATIONS FINAL (ug/kg)
31	bis(2-Chloroisopropyl)ether	45	Compound Not Detected.					
37	Acetophenone	105	Compound Not Detected.					
32	N-Nitroso-di-n-propylamine	70	Compound Not Detected.					
192	4-Methylphenol	108	Compound Not Detected.					
34	Hexachloroethane	117	Compound Not Detected.					
35	Nitrobenzene	77	Compound Not Detected.					
41	Isophorone	82	Compound Not Detected.					
42	2-Nitrophenol	139	Compound Not Detected.					
43	2,4-Dimethylphenol	107	Compound Not Detected.					
44	bis(2-Chloroethoxy)methane	93	Compound Not Detected.					
46	2,4-Toluenediamene	121	Compound Not Detected.					
47	1,3,5-Trichlorobenzene	180	Compound Not Detected.					
48	2,4-Dichlorophenol	162	Compound Not Detected.					
49	Benzoic Acid	122	Compound Not Detected.					
50	1,2,4-Trichlorobenzene	180	Compound Not Detected.					
51	Naphthalene	128	Compound Not Detected.					
52	4-Chloroaniline	127	Compound Not Detected.					
56	Hexachlorobutadiene	225	Compound Not Detected.					
210	Caprolactam	113	Compound Not Detected.					
57	1,2,3-Trichlorobenzene	180	Compound Not Detected.					
59	4-Chloro-3-Methylphenol	107	Compound Not Detected.					
62	2-Methylnaphthalene	142	Compound Not Detected.					
63	1-Methylnaphthalene	142	Compound Not Detected.					
64	Hexachlorocyclopentadiene	237	Compound Not Detected.					
66	2,4,6-Trichlorophenol	196	Compound Not Detected.					
67	2,4,5-Trichlorophenol	196	Compound Not Detected.					
211	1,1'-Biphenyl	154	Compound Not Detected.					
68	1,2,3,5-Tetrachlorobenzene	216	Compound Not Detected.					
70	2-Chloronaphthalene	162	Compound Not Detected.					
73	2-Nitroaniline	65	Compound Not Detected.					
74	1,2,3,4-Tetrachlorobenzene	216	Compound Not Detected.					
76	Dimethylphthalate	163	Compound Not Detected.					
78	2,6-Dinitrotoluene	165	Compound Not Detected.					
79	Acenaphthylene	152	Compound Not Detected.					
80	1,2-Dinitrobenzene	168	Compound Not Detected.					
81	3-Nitroaniline	138	Compound Not Detected.					
82	Acenaphthene	153	Compound Not Detected.					
83	2,4-Dinitrophenol	184	Compound Not Detected.					
85	4-Nitrophenol	109	Compound Not Detected.					
86	Dibenzofuran	168	Compound Not Detected.					
87	2,4-Dinitrotoluene	165	Compound Not Detected.					
91	2,3,5,6-Tetrachlorophenol	232	Compound Not Detected.					
93	Diethylphthalate	149	Compound Not Detected.					
94	Fluorene	166	Compound Not Detected.					
95	4-Chlorophenyl-phenylether	204	Compound Not Detected.					
96	4-Nitroaniline	138	Compound Not Detected.					
98	4,6-Dinitro-2-methylphenol	198	Compound Not Detected.					
99	N-Nitrosodiphenylamine	169	Compound Not Detected.					
100	1,2-Diphenylhydrazine	77	Compound Not Detected.					
106	4-Bromophenyl-phenylether	248	Compound Not Detected.					
107	Hexachlorobenzene	284	Compound Not Detected.					
212	Atrazine	200	Compound Not Detected.					

111	Pentachlorophenol	266	Compound Not Detected.
115	Phenanthrene	178	Compound Not Detected.

	Compounds	QUANT SIG MASS	RT	EXP RT	REL RT	RESPONSE	CONCENTRATIONS ON-COLUMN (NG)	FINAL (ug/kg)
116	Anthracene	178	Compound Not Detected.					
119	Carbazole	167	Compound Not Detected.					
120	Di-n-Butylphthalate	149	Compound Not Detected.					
123	Fluoranthene	202	Compound Not Detected.					
124	Benzidine	184	Compound Not Detected.					
125	Pyrene	202	Compound Not Detected.					
131	Butylbenzylphthalate	149	Compound Not Detected.					
133	3,3'-Dimethoxybenzidine	244	Compound Not Detected.					
135	3,3'-Dichlorobenzidine	252	Compound Not Detected.					
136	Benzo(a)Anthracene	228	Compound Not Detected.					
137	Chrysene	228	Compound Not Detected.					
138	4,4'-Methylene bis(o-chloroan	231	Compound Not Detected.					
139	bis(2-ethylhexyl)Phthalate	149	8.580	8.586	(0.993)	53615	0.12108	16.144
140	Di-n-octylphthalate	149	Compound Not Detected.					
141	Benzo(b)fluoranthene	252	Compound Not Detected.					
142	Benzo(k)fluoranthene	252	Compound Not Detected.					
146	Benzo(a)pyrene	252	Compound Not Detected.					
149	Indeno(1,2,3-cd)pyrene	276	Compound Not Detected.					
150	Dibenz(a,h)anthracene	278	Compound Not Detected.					
151	Benzo(g,h,i)perylene	276	Compound Not Detected.					
$ 154	Nitrobenzene-d5	82	3.798	3.804	(0.880)	817323	2.99961	399.95
$ 155	2-Fluorobiphenyl	172	5.080	5.086	(0.908)	1376485	3.21257	428.34
$ 156	Terphenyl-d14	244	7.833	7.839	(0.906)	1914746	4.45702	594.27
$ 157	Phenol-d5	99	3.145	3.139	(0.919)	1297121	5.43813	725.08
$ 158	2-Fluorophenol	112	2.575	2.557	(0.752)	957175	5.47146	729.53
$ 159	2,4,6-Tribromophenol	330	6.163	6.168	(1.102)	107050	1.78205	237.61
$ 186	2-Chlorophenol-d4	132	3.275	3.274	(0.957)	999439	5.44285	725.71
$ 187	1,2-Dichlorobenzene-d4	152	3.533	3.539	(1.033)	365759	2.92927	390.57
M 195	Cresols, total	100	Compound Not Detected.					
101	Diphenylamine	169	Compound Not Detected.					

QC Flag Legend

Q - Qualifier signal failed the ratio test.

TestAmerica North Canton

INTERNAL STANDARD COMPOUNDS
AREA AND RT SUMMARY

Instrument ID: a4ag2.i
Lab File ID: LV21F1AA.D
Lab Smp Id: LV21F1AA
Analysis Type: SV
Quant Type: ISTD
Operator: 046900
Method File: \\cansvr11\dd\chem\MSS\a4ag2.i\00309A.b\8270C-625.m
Misc Info:

Calibration Date: 09-MAR-2010
Calibration Time: 08:21
Client Smp ID: INTRA-LAB BLANK
Level: LOW
Sample Type: SOIL

		AREA LIMIT			
COMPOUND	STANDARD	LOWER	UPPER	SAMPLE	%DIFF
1 1,4-Dichlorobenze	240542	120271	481084	317864	32.14
2 Naphthalene-d8	982966	491483	1965932	1281269	30.35
3 Acenaphthene-d10	536785	268393	1073570	734793	36.89
4 Phenanthrene-d10	867481	433741	1734962	1245437	43.57
5 Chrysene-d12	1050355	525178	2100710	1376381	31.04
6 Perylene-d12	957161	478581	1914322	1231284	28.64

		RT LIMIT			
COMPOUND	STANDARD	LOWER	UPPER	SAMPLE	%DIFF
1 1,4-Dichlorobenze	3.43	2.93	3.93	3.42	-0.17
2 Naphthalene-d8	4.32	3.82	4.82	4.32	-0.13
3 Acenaphthene-d10	5.59	5.09	6.09	5.59	0.00
4 Phenanthrene-d10	6.69	6.19	7.19	6.68	-0.08
5 Chrysene-d12	8.65	8.15	9.15	8.65	-0.07
6 Perylene-d12	9.97	9.47	10.47	9.97	-0.06

AREA UPPER LIMIT = +100% of internal standard area.
AREA LOWER LIMIT = - 50% of internal standard area.
RT UPPER LIMIT = + 0.50 minutes of internal standard RT.
RT LOWER LIMIT = - 0.50 minutes of internal standard RT.

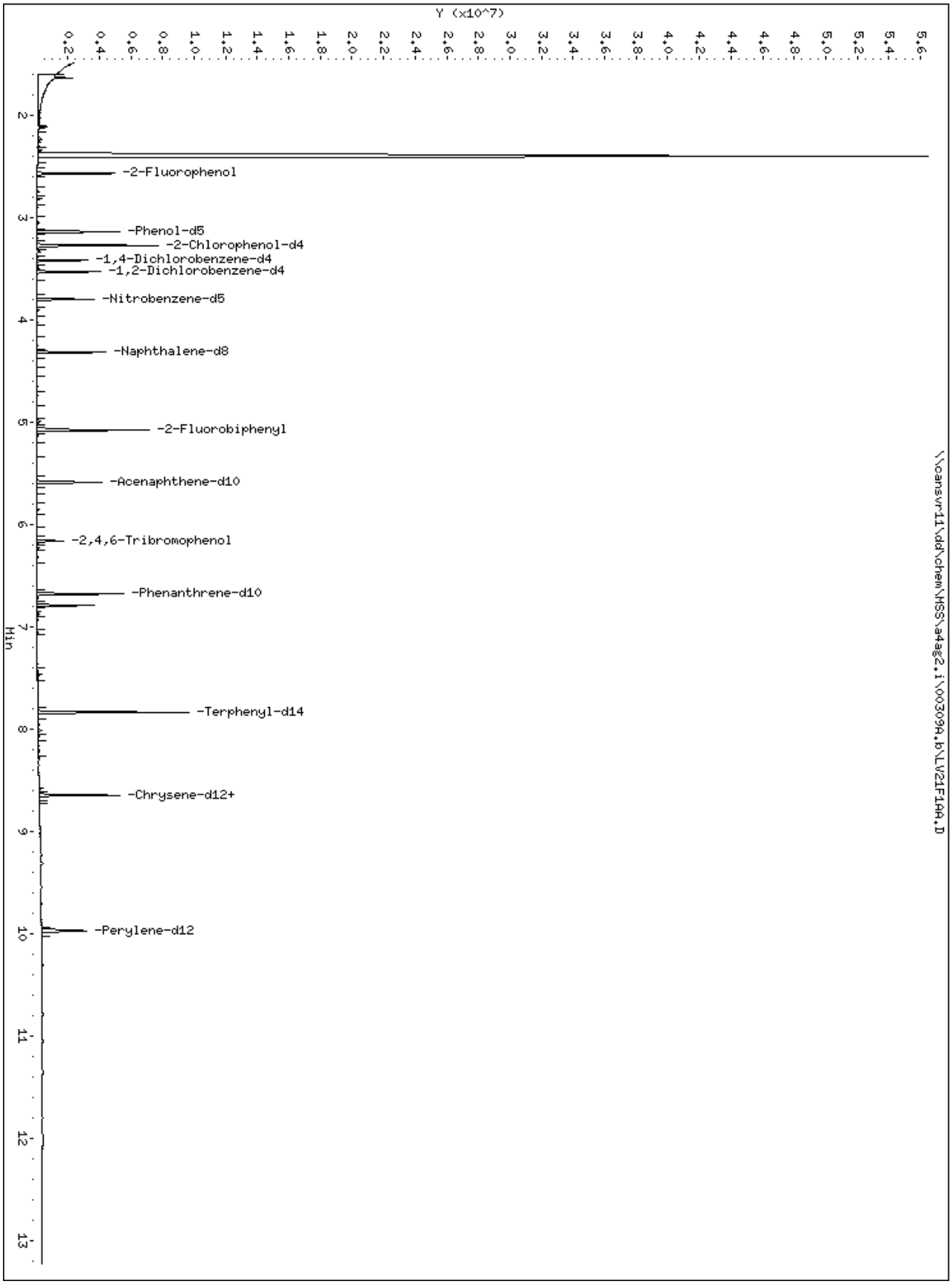
Y (x10^7)
0.2
0.4
0.6
0.8
1.0
1.2
1.4
1.6
1.8
2.0
2.2
2.4
2.6
2.8
3.0
3.2
3.4
3.6
3.8
4.0
4.2
4.4
4.6
4.8
5.0
5.2
5.4
5.6
2
3
4
5
6
7
8
9
10
11
12
13
Min
-2-Fluorophenol
-Phenol-d5
-2-Chlorophenol-d4
-1,4-Dichlorobenzene-d4
-1,2-Dichlorobenzene-d4
-Nitrobenzene-d5
-Naphthalene-d8
-2-Fluorobiphenyl
-Acenaphthene-d10
-2,4,6-Tribromophenol
-Phenanthrene-d10
-Terphenyl-d14
-Chrysene-d12+
-Perylene-d12
\\cansvr11\dd\chem\HSS\a4ag2.i\00309A.b\LV21F10A.D

139 bis(2-ethylhexyl)Phthalate

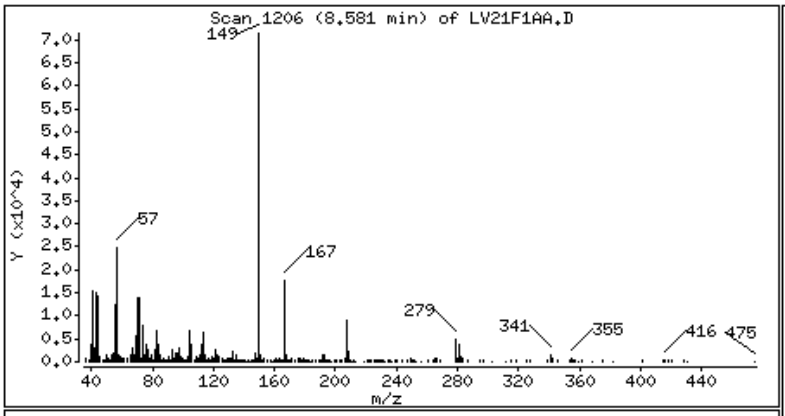

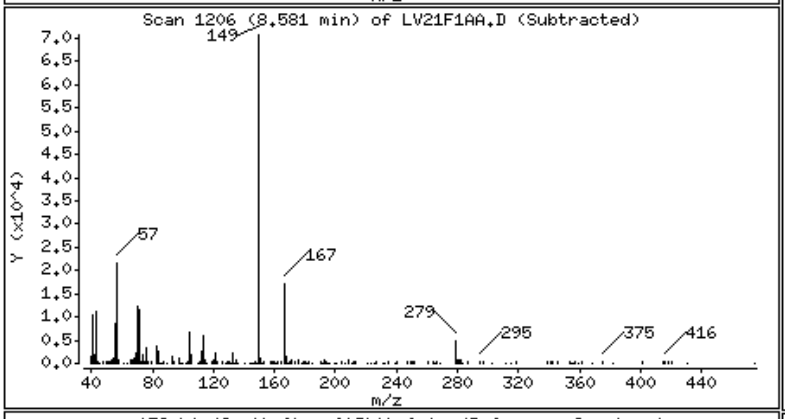

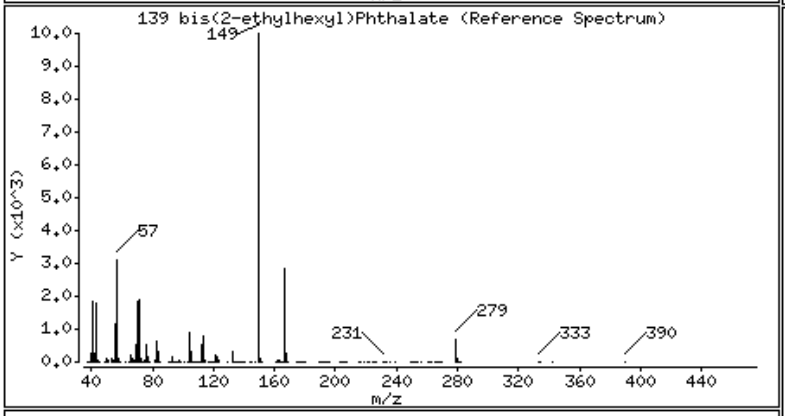

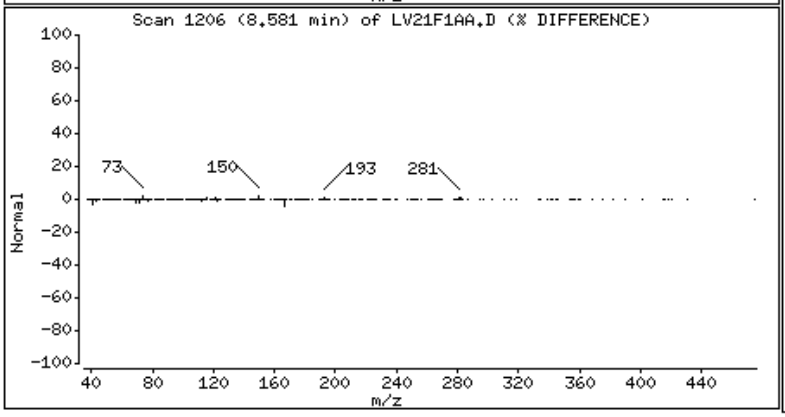

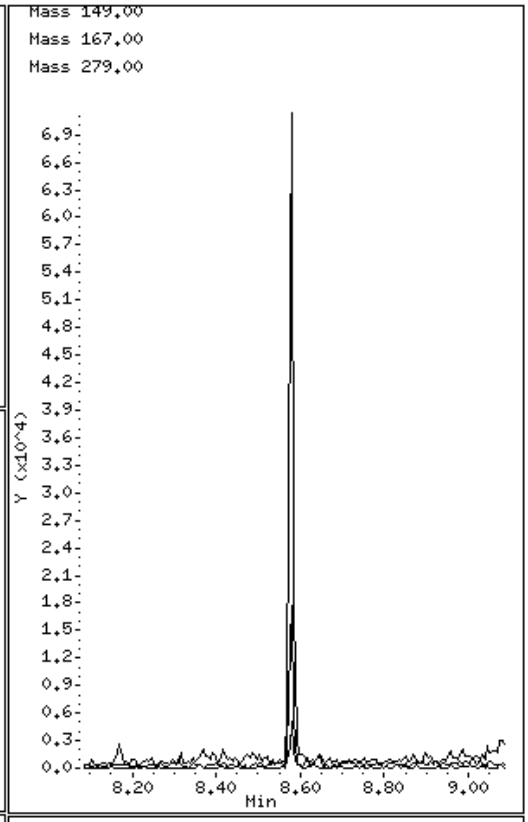

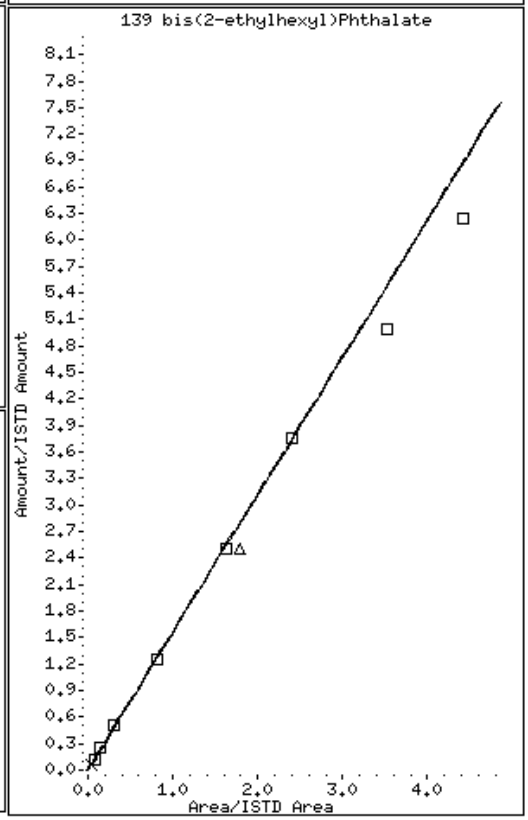

MATRIX SPIKE SAMPLE EVALUATION REPORT

GC/MS Semivolatiles

Client Lot #...: A0B240490 **Work Order #...:** LV2DH1DR-MS **Matrix.....:** SO
MS Lot-Sample #: A0B240490-001 LV2DH1DT-MSD
Date Sampled...: 02/23/10 09:03 **Date Received..:** 02/24/10
Prep Date.....: 02/25/10 **Analysis Date..:** 03/05/10
Prep Batch #...: 0056039
Dilution Factor: 1 **Initial Wgt/Vol:** 30.12 g **Final Wgt/Vol..:** 2 mL

PARAMETER	PERCENT RECOVERY	RECOVERY LIMITS	RPD	RPD LIMITS	METHOD
Acenaphthene	59	(45 - 110)			SW846 8270C
	61	(45 - 110)	2.6	(0-44)	SW846 8270C
Pyrene	65	(45 - 125)			SW846 8270C
	66	(45 - 125)	2.8	(0-66)	SW846 8270C
Acenaphthylene	61	(45 - 105)			SW846 8270C
	62	(45 - 105)	1.9	(0-41)	SW846 8270C
Anthracene	67	(55 - 105)			SW846 8270C
	69	(55 - 105)	2.3	(0-22)	SW846 8270C
Benzo(a)anthracene	63	(50 - 110)			SW846 8270C
	66	(50 - 110)	4.1	(0-23)	SW846 8270C
Benzo(b)fluoranthene	69	(45 - 115)			SW846 8270C
	71	(45 - 115)	3.2	(0-28)	SW846 8270C
Benzo(k)fluoranthene	70	(45 - 125)			SW846 8270C
	72	(45 - 125)	2.6	(0-31)	SW846 8270C
Benzo(ghi)perylene	65	(40 - 125)			SW846 8270C
	66	(40 - 125)	0.79	(0-50)	SW846 8270C
Benzo(a)pyrene	58	(50 - 110)			SW846 8270C
	60	(50 - 110)	3.7	(0-31)	SW846 8270C
Chrysene	63	(55 - 110)			SW846 8270C
	65	(55 - 110)	2.6	(0-31)	SW846 8270C
Dibenzo(a,h)anthracene	68	(40 - 125)			SW846 8270C
	69	(40 - 125)	2.2	(0-55)	SW846 8270C
Fluoranthene	75	(55 - 115)			SW846 8270C
	79	(55 - 115)	5.3	(0-23)	SW846 8270C
Fluorene	65	(50 - 110)			SW846 8270C
	68	(50 - 110)	4.8	(0-29)	SW846 8270C
Indeno(1,2,3-cd)pyrene	65	(40 - 120)			SW846 8270C
	67	(40 - 120)	3.0	(0-37)	SW846 8270C
Naphthalene	54	(40 - 105)			SW846 8270C
	55	(40 - 105)	2.6	(0-25)	SW846 8270C
Phenanthrene	66	(50 - 110)			SW846 8270C
	69	(50 - 110)	3.2	(0-20)	SW846 8270C
4-Chloro-3-methylphenol	73	(45 - 115)			SW846 8270C
	77	(45 - 115)	5.2	(0-55)	SW846 8270C
2-Chlorophenol	58	(45 - 105)			SW846 8270C
	60	(45 - 105)	3.6	(0-54)	SW846 8270C
1,4-Dichlorobenzene	51	(35 - 105)			SW846 8270C
	54	(35 - 105)	5.6	(0-59)	SW846 8270C
2,4-Dinitrotoluene	72	(50 - 115)			SW846 8270C
	76	(50 - 115)	6.4	(0-45)	SW846 8270C

(Continued on next page)

MATRIX SPIKE SAMPLE EVALUATION REPORT

GC/MS Semivolatiles

Client Lot #...: A0B240490 **Work Order #...:** LV2DH1DR-MS **Matrix.....:** SO
MS Lot-Sample #: A0B240490-001 LV2DH1DT-MSD

PARAMETER	PERCENT RECOVERY	RECOVERY LIMITS	RPD	RPD LIMITS	METHOD
4-Nitrophenol	**85**	**(15 - 140)**			**SW846 8270C**
	91	**(15 - 140)**	**7.5**	**(0-64)**	**SW846 8270C**
N-Nitrosodi-n-propyl-amine	**60**	**(40 - 115)**			**SW846 8270C**
	62	**(40 - 115)**	**3.3**	**(0-50)**	**SW846 8270C**
Pentachlorophenol	**57**	**(25 - 120)**			**SW846 8270C**
	58	**(25 - 120)**	**1.4**	**(0-87)**	**SW846 8270C**
Phenol	**63**	**(40 - 100)**			**SW846 8270C**
	64	**(40 - 100)**	**0.92**	**(0-50)**	**SW846 8270C**
1,2,4-Trichloro-benzene	**51**	**(45 - 110)**			**SW846 8270C**
	53	**(45 - 110)**	**4.4**	**(0-54)**	**SW846 8270C**
bis(2-Ethylhexyl) phthalate	**69**	**(45 - 125)**			**SW846 8270C**
	71	**(45 - 125)**	**3.8**	**(0-31)**	**SW846 8270C**
bis(2-Chloroethoxy) methane	**56**	**(45 - 110)**			**SW846 8270C**
	58	**(45 - 110)**	**3.7**	**(0-35)**	**SW846 8270C**
bis(2-Chloroethyl)-ether	**59**	**(40 - 105)**			**SW846 8270C**
	63	**(40 - 105)**	**6.3**	**(0-33)**	**SW846 8270C**
4-Bromophenyl phenyl ether	**66**	**(45 - 115)**			**SW846 8270C**
	68	**(45 - 115)**	**3.1**	**(0-20)**	**SW846 8270C**
Butyl benzyl phthalate	**68**	**(50 - 125)**			**SW846 8270C**
	69	**(50 - 125)**	**2.0**	**(0-35)**	**SW846 8270C**
Carbazole	**71**	**(45 - 115)**			**SW846 8270C**
	74	**(45 - 115)**	**4.6**	**(0-20)**	**SW846 8270C**
4-Chloroaniline	**42**	**(10 - 95)**			**SW846 8270C**
	44	**(10 - 95)**	**3.4**	**(0-28)**	**SW846 8270C**
2-Chloronaphthalene	**57**	**(45 - 105)**			**SW846 8270C**
	57	**(45 - 105)**	**0.46**	**(0-28)**	**SW846 8270C**
4-Chlorophenyl phenyl ether	**67**	**(45 - 110)**			**SW846 8270C**
	69	**(45 - 110)**	**3.8**	**(0-29)**	**SW846 8270C**

(Continued on next page)

MATRIX SPIKE SAMPLE EVALUATION REPORT

GC/MS Semivolatiles

Client Lot #...: A0B240490 **Work Order #...:** LV2DH1DR-MS **Matrix.....:** SO
MS Lot-Sample #: A0B240490-001 LV2DH1DT-MSD

PARAMETER	PERCENT RECOVERY	RECOVERY LIMITS	RPD	RPD LIMITS	METHOD
Dibenzofuran	**64**	**(50 - 105)**			**SW846 8270C**
	66	**(50 - 105)**	**2.2**	**(0-27)**	**SW846 8270C**
Di-n-butyl phthalate	**73**	**(55 - 110)**			**SW846 8270C**
	76	**(55 - 110)**	**3.8**	**(0-24)**	**SW846 8270C**
1,2-Dichlorobenzene	**52**	**(45 - 95)**			**SW846 8270C**
	55	**(45 - 95)**	**5.5**	**(0-25)**	**SW846 8270C**
1,3-Dichlorobenzene	**48**	**(40 - 100)**			**SW846 8270C**
	51	**(40 - 100)**	**5.6**	**(0-46)**	**SW846 8270C**
3,3'-Dichlorobenzidine	**10**	**(10 - 130)**			**SW846 8270C**
	12	**(10 - 130)**	**17**	**(0-56)**	**SW846 8270C**
2,4-Dichlorophenol	**66**	**(45 - 110)**			**SW846 8270C**
	66	**(45 - 110)**	**0.05**	**(0-27)**	**SW846 8270C**
Diethyl phthalate	**68**	**(50 - 115)**			**SW846 8270C**
	72	**(50 - 115)**	**5.7**	**(0-29)**	**SW846 8270C**
2,4-Dimethylphenol	**55**	**(30 - 105)**			**SW846 8270C**
	56	**(30 - 105)**	**1.7**	**(0-26)**	**SW846 8270C**
Dimethyl phthalate	**64**	**(50 - 110)**			**SW846 8270C**
	66	**(50 - 110)**	**1.8**	**(0-30)**	**SW846 8270C**
4,6-Dinitro- 2-methylphenol	**66**	**(30 - 135)**			**SW846 8270C**
	69	**(30 - 135)**	**3.7**	**(0-39)**	**SW846 8270C**
2,4-Dinitrophenol	**66**	**(15 - 130)**			**SW846 8270C**
	68	**(15 - 130)**	**3.8**	**(0-56)**	**SW846 8270C**
2,6-Dinitrotoluene	**70**	**(50 - 110)**			**SW846 8270C**
	72	**(50 - 110)**	**3.4**	**(0-39)**	**SW846 8270C**
Di-n-octyl phthalate	**72**	**(40 - 130)**			**SW846 8270C**
	72	**(40 - 130)**	**0.48**	**(0-29)**	**SW846 8270C**
Hexachlorobenzene	**64**	**(45 - 120)**			**SW846 8270C**
	66	**(45 - 120)**	**3.6**	**(0-29)**	**SW846 8270C**
Hexachlorobutadiene	**50**	**(40 - 115)**			**SW846 8270C**
	53	**(40 - 115)**	**5.2**	**(0-25)**	**SW846 8270C**
Hexachloroethane	**48**	**(35 - 110)**			**SW846 8270C**
	49	**(35 - 110)**	**1.9**	**(0-29)**	**SW846 8270C**
Isophorone	**56**	**(45 - 110)**			**SW846 8270C**
	56	**(45 - 110)**	**1.7**	**(0-30)**	**SW846 8270C**
2-Methylnaphthalene	**71**	**(45 - 105)**			**SW846 8270C**
	73	**(45 - 105)**	**2.8**	**(0-27)**	**SW846 8270C**
2-Methylphenol	**62**	**(40 - 105)**			**SW846 8270C**
	64	**(40 - 105)**	**3.4**	**(0-29)**	**SW846 8270C**
2-Nitroaniline	**75**	**(45 - 120)**			**SW846 8270C**
	78	**(45 - 120)**	**3.6**	**(0-39)**	**SW846 8270C**

(Continued on next page)

MATRIX SPIKE SAMPLE EVALUATION REPORT

GC/MS Semivolatiles

Client Lot #...: A0B240490 **Work Order #...:** LV2DH1DR-MS **Matrix.....:** SO
MS Lot-Sample #: A0B240490-001 LV2DH1DT-MSD

PARAMETER	PERCENT RECOVERY	RECOVERY LIMITS	RPD	RPD LIMITS	METHOD
3-Nitroaniline	**54**	**(25 - 110)**			**SW846 8270C**
	53	**(25 - 110)**	**2.8**	**(0-45)**	**SW846 8270C**
4-Nitroaniline	**58**	**(35 - 115)**			**SW846 8270C**
	61	**(35 - 115)**	**4.4**	**(0-44)**	**SW846 8270C**
Nitrobenzene	**55**	**(40 - 115)**			**SW846 8270C**
	57	**(40 - 115)**	**4.0**	**(0-29)**	**SW846 8270C**
2-Nitrophenol	**57**	**(40 - 110)**			**SW846 8270C**
	59	**(40 - 110)**	**4.0**	**(0-30)**	**SW846 8270C**
N-Nitrosodiphenylamine	**66**	**(50 - 115)**			**SW846 8270C**
	67	**(50 - 115)**	**1.8**	**(0-68)**	**SW846 8270C**
2,4,5-Trichloro- phenol	**65**	**(50 - 110)**			**SW846 8270C**
	68	**(50 - 110)**	**4.1**	**(0-30)**	**SW846 8270C**
2,4,6-Trichloro- phenol	**58**	**(45 - 110)**			**SW846 8270C**
	60	**(45 - 110)**	**4.0**	**(0-29)**	**SW846 8270C**
Benzyl alcohol	**62**	**(20 - 125)**			**SW846 8270C**
	64	**(20 - 125)**	**3.5**	**(0-20)**	**SW846 8270C**
bis(2-Chloroisopropyl) ether	**56**	**(20 - 115)**			**SW846 8270C**
	59	**(20 - 115)**	**4.5**	**(0-27)**	**SW846 8270C**
N-Nitrosodimethylamine	**46**	**(20 - 115)**			**SW846 8270C**
	55	**(20 - 115)**	**18**	**(0-47)**	**SW846 8270C**
3-Methylphenol & 4-Methylphenol	**25 a**	**(40 - 105)**			**SW846 8270C**
	25 a	**(40 - 105)**	**0.93**	**(0-49)**	**SW846 8270C**
1,2-Diphenylhydrazine (as Azobenzene)	**65**	**(1.0- 175)**			**SW846 8270C**
	65	**(1.0- 175)**	**0.38**	**(0-20)**	**SW846 8270C**

SURROGATE	PERCENT RECOVERY	RECOVERY LIMITS
2-Fluorobiphenyl	52	(45 - 105)
	53	(45 - 105)
2-Fluorophenol	56	(35 - 105)
	57	(35 - 105)

(Continued on next page)

MATRIX SPIKE SAMPLE EVALUATION REPORT

GC/MS Semivolatiles

Client Lot #...: A0B240490 **Work Order #...:** LV2DH1DR-MS **Matrix.....:** SO
MS Lot-Sample #: A0B240490-001 LV2DH1DT-MSD

SURROGATE	PERCENT RECOVERY	RECOVERY LIMITS
Phenol-d5	59	(40 - 100)
	60	(40 - 100)
2,4,6-Tribromophenol	56	(35 - 125)
	61	(35 - 125)
Nitrobenzene-d5	53	(35 - 100)
	55	(35 - 100)
Terphenyl-d14	73	(30 - 125)
	75	(30 - 125)

NOTE(S):

Calculations are performed before rounding to avoid round-off errors in calculated results.

Bold print denotes control parameters

Results and reporting limits have been adjusted for dry weight.

a Spiked analyte recovery is outside stated control limits.

MATRIX SPIKE SAMPLE DATA REPORT

GC/MS Semivolatiles

Client Lot #...: A0B240490 **Work Order #...:** LV2DH1DR-MS **Matrix.....:** SO
MS Lot-Sample #: A0B240490-001 LV2DH1DT-MSD
Date Sampled...: 02/23/10 09:03 **Date Received..:** 02/24/10
Prep Date.....: 02/25/10 **Analysis Date..:** 03/05/10
Prep Batch #...: 0056039
Dilution Factor: 1 **Initial Wgt/Vol:** 30.12 g **Final Wgt/Vol..:** 2 mL

PARAMETER	SAMPLE AMOUNT	SPIKE AMT	MEASRD AMOUNT	UNITS	PERCNT RECVRY	RPD	METHOD
Acenaphthene	ND	940	560	ug/kg	59		SW846 8270C
	ND	940	570	ug/kg	61	2.6	SW846 8270C
Pyrene	18	940	620	ug/kg	65		SW846 8270C
	18	940	640	ug/kg	66	2.8	SW846 8270C
Acenaphthylene	ND	940	570	ug/kg	61		SW846 8270C
	ND	940	580	ug/kg	62	1.9	SW846 8270C
Anthracene	ND	940	630	ug/kg	67		SW846 8270C
	ND	940	650	ug/kg	69	2.3	SW846 8270C
Benzo(a)anthracene	12	940	600	ug/kg	63		SW846 8270C
	12	940	630	ug/kg	66	4.1	SW846 8270C
Benzo(b)fluoranthene	20	940	660	ug/kg	69		SW846 8270C
	20	940	690	ug/kg	71	3.2	SW846 8270C
Benzo(k)fluoranthene	ND	940	660	ug/kg	70		SW846 8270C
	ND	940	670	ug/kg	72	2.6	SW846 8270C
Benzo(ghi)perylene	ND	940	610	ug/kg	65		SW846 8270C
	ND	940	620	ug/kg	66	0.79	SW846 8270C
Benzo(a)pyrene	12	940	550	ug/kg	58		SW846 8270C
	12	940	580	ug/kg	60	3.7	SW846 8270C
Chrysene	14	940	610	ug/kg	63		SW846 8270C
	14	940	620	ug/kg	65	2.6	SW846 8270C
Dibenzo(a,h)anthracene	ND	940	630	ug/kg	68		SW846 8270C
	ND	940	650	ug/kg	69	2.2	SW846 8270C
Fluoranthene	24	940	720	ug/kg	75		SW846 8270C
	24	940	760	ug/kg	79	5.3	SW846 8270C
Fluorene	ND	940	610	ug/kg	65		SW846 8270C
	ND	940	640	ug/kg	68	4.8	SW846 8270C
Indeno(1,2,3-cd)pyrene	ND	940	610	ug/kg	65		SW846 8270C
	ND	940	630	ug/kg	67	3.0	SW846 8270C
Naphthalene	ND	940	510	ug/kg	54		SW846 8270C
	ND	940	520	ug/kg	55	2.6	SW846 8270C
Phenanthrene	12	940	640	ug/kg	66		SW846 8270C
	12	940	660	ug/kg	69	3.2	SW846 8270C
4-Chloro-3-methylphenol	ND	940	690	ug/kg	73		SW846 8270C
	ND	940	720	ug/kg	77	5.2	SW846 8270C
2-Chlorophenol	ND	940	550	ug/kg	58		SW846 8270C
	ND	940	560	ug/kg	60	3.6	SW846 8270C
1,4-Dichlorobenzene	ND	940	480	ug/kg	51		SW846 8270C
	ND	940	510	ug/kg	54	5.6	SW846 8270C
2,4-Dinitrotoluene	ND	940	670	ug/kg	72		SW846 8270C
	ND	940	720	ug/kg	76	6.4	SW846 8270C

(Continued on next page)

MATRIX SPIKE SAMPLE DATA REPORT

GC/MS Semivolatiles

Client Lot #...: A0B240490 **Work Order #...:** LV2DH1DR-MS **Matrix.....:** SO
MS Lot-Sample #: A0B240490-001 LV2DH1DT-MSD

PARAMETER	SAMPLE AMOUNT	SPIKE AMT	MEASRD AMOUNT	UNITS	PERCNT RECVRY	RPD	METHOD
4-Nitrophenol	**ND**	**940**	**800**	**ug/kg**	**85**		**SW846 8270C**
	ND	**940**	**860**	**ug/kg**	**91**	**7.5**	**SW846 8270C**
N-Nitrosodi-n-propyl- amine	**ND**	**940**	**560**	**ug/kg**	**60**		**SW846 8270C**
	ND	**940**	**580**	**ug/kg**	**62**	**3.3**	**SW846 8270C**
Pentachlorophenol	**ND**	**940**	**610**	**ug/kg**	**57**		**SW846 8270C**
	ND	**940**	**620**	**ug/kg**	**58**	**1.4**	**SW846 8270C**
Phenol	**ND**	**940**	**590**	**ug/kg**	**63**		**SW846 8270C**
	ND	**940**	**600**	**ug/kg**	**64**	**0.92**	**SW846 8270C**
1,2,4-Trichloro- benzene	**ND**	**940**	**480**	**ug/kg**	**51**		**SW846 8270C**
	ND	**940**	**500**	**ug/kg**	**53**	**4.4**	**SW846 8270C**
bis(2-Ethylhexyl) phthalate	**ND**	**940**	**640**	**ug/kg**	**69**		**SW846 8270C**
	ND	**940**	**670**	**ug/kg**	**71**	**3.8**	**SW846 8270C**
bis(2-Chloroethoxy) methane	**ND**	**940**	**530**	**ug/kg**	**56**		**SW846 8270C**
	ND	**940**	**550**	**ug/kg**	**58**	**3.7**	**SW846 8270C**
bis(2-Chloroethyl)- ether	**ND**	**940**	**550**	**ug/kg**	**59**		**SW846 8270C**
	ND	**940**	**590**	**ug/kg**	**63**	**6.3**	**SW846 8270C**
4-Bromophenyl phenyl ether	**ND**	**940**	**610**	**ug/kg**	**66**		**SW846 8270C**
	ND	**940**	**630**	**ug/kg**	**68**	**3.1**	**SW846 8270C**
Butyl benzyl phthalate	**ND**	**940**	**640**	**ug/kg**	**68**		**SW846 8270C**
	ND	**940**	**650**	**ug/kg**	**69**	**2.0**	**SW846 8270C**
Carbazole	**ND**	**940**	**660**	**ug/kg**	**71**		**SW846 8270C**
	ND	**940**	**690**	**ug/kg**	**74**	**4.6**	**SW846 8270C**
4-Chloroaniline	**ND**	**940**	**400**	**ug/kg**	**42**		**SW846 8270C**
	ND	**940**	**410**	**ug/kg**	**44**	**3.4**	**SW846 8270C**
2-Chloronaphthalene	**ND**	**940**	**530**	**ug/kg**	**57**		**SW846 8270C**
	ND	**940**	**530**	**ug/kg**	**57**	**0.46**	**SW846 8270C**
4-Chlorophenyl phenyl ether	**ND**	**940**	**630**	**ug/kg**	**67**		**SW846 8270C**
	ND	**940**	**650**	**ug/kg**	**69**	**3.8**	**SW846 8270C**

(Continued on next page)

MATRIX SPIKE SAMPLE DATA REPORT

GC/MS Semivolatiles

Client Lot #...: A0B240490 **Work Order #...:** LV2DH1DR-MS **Matrix.....:** SO
MS Lot-Sample #: A0B240490-001 LV2DH1DT-MSD

PARAMETER	SAMPLE AMOUNT	SPIKE AMT	MEASRD AMOUNT	UNITS	PERCNT RECVRY	RPD	METHOD
Dibenzofuran	ND	940	600	ug/kg	64		SW846 8270C
	ND	940	620	ug/kg	66	2.2	SW846 8270C
Di-n-butyl phthalate	ND	940	690	ug/kg	73		SW846 8270C
	ND	940	710	ug/kg	76	3.8	SW846 8270C
1,2-Dichlorobenzene	ND	940	490	ug/kg	52		SW846 8270C
	ND	940	510	ug/kg	55	5.5	SW846 8270C
1,3-Dichlorobenzene	ND	940	450	ug/kg	48		SW846 8270C
	ND	940	480	ug/kg	51	5.6	SW846 8270C
3,3'-Dichlorobenzidine	ND	940	94	ug/kg	10		SW846 8270C
	ND	940	110	ug/kg	12	17	SW846 8270C
2,4-Dichlorophenol	ND	940	620	ug/kg	66		SW846 8270C
	ND	940	620	ug/kg	66	0.05	SW846 8270C
Diethyl phthalate	ND	940	640	ug/kg	68		SW846 8270C
	ND	940	680	ug/kg	72	5.7	SW846 8270C
2,4-Dimethylphenol	ND	940	520	ug/kg	55		SW846 8270C
	ND	940	520	ug/kg	56	1.7	SW846 8270C
Dimethyl phthalate	ND	940	600	ug/kg	64		SW846 8270C
	ND	940	620	ug/kg	66	1.8	SW846 8270C
4,6-Dinitro-2-methylphenol	ND	940	620	ug/kg	66		SW846 8270C
	ND	940	640	ug/kg	69	3.7	SW846 8270C
2,4-Dinitrophenol	ND	940	610	ug/kg	66		SW846 8270C
	ND	940	640	ug/kg	68	3.8	SW846 8270C
2,6-Dinitrotoluene	ND	940	660	ug/kg	70		SW846 8270C
	ND	940	680	ug/kg	72	3.4	SW846 8270C
Di-n-octyl phthalate	ND	940	670	ug/kg	72		SW846 8270C
	ND	940	670	ug/kg	72	0.48	SW846 8270C
Hexachlorobenzene	ND	940	600	ug/kg	64		SW846 8270C
	ND	940	620	ug/kg	66	3.6	SW846 8270C
Hexachlorobutadiene	ND	940	470	ug/kg	50		SW846 8270C
	ND	940	500	ug/kg	53	5.2	SW846 8270C
Hexachloroethane	ND	940	450	ug/kg	48		SW846 8270C
	ND	940	460	ug/kg	49	1.9	SW846 8270C
Isophorone	ND	940	520	ug/kg	56		SW846 8270C
	ND	940	530	ug/kg	56	1.7	SW846 8270C
2-Methylnaphthalene	ND	940	670	ug/kg	71		SW846 8270C
	ND	940	690	ug/kg	73	2.8	SW846 8270C
2-Methylphenol	ND	940	580	ug/kg	62		SW846 8270C
	ND	940	600	ug/kg	64	3.4	SW846 8270C
2-Nitroaniline	ND	940	710	ug/kg	75		SW846 8270C
	ND	940	730	ug/kg	78	3.6	SW846 8270C

(Continued on next page)

MATRIX SPIKE SAMPLE DATA REPORT

GC/MS Semivolatiles

Client Lot #...: A0B240490 **Work Order #...:** LV2DH1DR-MS **Matrix.....:** SO
MS Lot-Sample #: A0B240490-001 LV2DH1DT-MSD

PARAMETER	SAMPLE AMOUNT	SPIKE AMT	MEASRD AMOUNT	UNITS	PERCNT RECVRY	RPD	METHOD
3-Nitroaniline	**ND**	**940**	**510**	**ug/kg**	**54**		**SW846 8270C**
	ND	**940**	**500**	**ug/kg**	**53**	**2.8**	**SW846 8270C**
4-Nitroaniline	**ND**	**940**	**550**	**ug/kg**	**58**		**SW846 8270C**
	ND	**940**	**570**	**ug/kg**	**61**	**4.4**	**SW846 8270C**
Nitrobenzene	**ND**	**940**	**510**	**ug/kg**	**55**		**SW846 8270C**
	ND	**940**	**530**	**ug/kg**	**57**	**4.0**	**SW846 8270C**
2-Nitrophenol	**ND**	**940**	**540**	**ug/kg**	**57**		**SW846 8270C**
	ND	**940**	**560**	**ug/kg**	**59**	**4.0**	**SW846 8270C**
N-Nitrosodiphenylamine	**ND**	**940**	**620**	**ug/kg**	**66**		**SW846 8270C**
	ND	**940**	**630**	**ug/kg**	**67**	**1.8**	**SW846 8270C**
2,4,5-Trichloro- phenol	**ND**	**940**	**610**	**ug/kg**	**65**		**SW846 8270C**
	ND	**940**	**640**	**ug/kg**	**68**	**4.1**	**SW846 8270C**
2,4,6-Trichloro- phenol	**ND**	**940**	**540**	**ug/kg**	**58**		**SW846 8270C**
	ND	**940**	**560**	**ug/kg**	**60**	**4.0**	**SW846 8270C**
Benzyl alcohol	**ND**	**940**	**580**	**ug/kg**	**62**		**SW846 8270C**
	ND	**940**	**600**	**ug/kg**	**64**	**3.5**	**SW846 8270C**
bis(2-Chloroisopropyl) ether	**ND**	**940**	**530**	**ug/kg**	**56**		**SW846 8270C**
	ND	**940**	**550**	**ug/kg**	**59**	**4.5**	**SW846 8270C**
N-Nitrosodimethylamine	**ND**	**940**	**430**	**ug/kg**	**46**		**SW846 8270C**
	ND	**940**	**520**	**ug/kg**	**55**	**18**	**SW846 8270C**
3-Methylphenol & 4-Methylphenol		**4700**	**1200**	**ug/kg**	**25 a**		**SW846 8270C**
		4700	**1200**	**ug/kg**	**25 a**	**0.93**	**SW846 8270C**
1,2-Diphenylhydrazine (as Azobenzene)	**ND**	**940**	**610**	**ug/kg**	**65**		**SW846 8270C**
	ND	**940**	**610**	**ug/kg**	**65**	**0.38**	**SW846 8270C**

SURROGATE	PERCENT RECOVERY	RECOVERY LIMITS
2-Fluorobiphenyl	52	(45 - 105)
	53	(45 - 105)
2-Fluorophenol	56	(35 - 105)
	57	(35 - 105)

(Continued on next page)

MATRIX SPIKE SAMPLE DATA REPORT

GC/MS Semivolatiles

Client Lot #...: A0B240490 **Work Order #...:** LV2DH1DR-MS **Matrix.....:** SO
MS Lot-Sample #: A0B240490-001 LV2DH1DT-MSD

SURROGATE	PERCENT RECOVERY	RECOVERY LIMITS
Phenol-d5	59	(40 - 100)
	60	(40 - 100)
2,4,6-Tribromophenol	56	(35 - 125)
	61	(35 - 125)
Nitrobenzene-d5	53	(35 - 100)
	55	(35 - 100)
Terphenyl-d14	73	(30 - 125)
	75	(30 - 125)

NOTE(S):

Calculations are performed before rounding to avoid round-off errors in calculated results.

Bold print denotes control parameters

Results and reporting limits have been adjusted for dry weight.

a Spiked analyte recovery is outside stated control limits.

TestAmerica North Canton

Semivolatile REPORT SW-846 Method 8270

Data file : \\cansvr11\dd\chem\MSS\a4hp7.i\00305b.b\LV2DH1DR.D
Lab Smp Id: lv2dh1dr Client Smp ID: B12SB-027-5083-SO
Inj Date : 05-MAR-2010 16:50
Operator : 001710 Inst ID: a4hp7.i
Smp Info : lv2dh1dr,00305b.b,8270c-625,1-827042d.sub
Misc Info :
Comment   :
Method   : \\cansvr11\dd\chem\MSS\a4hp7.i\00305b.b\8270C-625.m
Meth Date : 08-Mar-2010 12:38 gruberj Quant Type: ISTD
Cal Date : 05-MAR-2010 12:55 Cal File: 7SMH0305.D
Als bottle: 10 QC Sample: MS
Dil Factor: 1.00000
Integrator: HP RTE Compound Sublist: 1-827042d.sub
Target Version: 4.14
Processing Host: CANPMSSV01

Concentration Formula: Amt * DF * Uf * Vt/(Vi * Ws *) * CpndVariable

Name	Value	Description
DF	1.000	Dilution Factor
Uf	1.000	ng unit correction factor
Vt	2000.000	Volume of final extract (uL)(1000 low, 2
Vi	0.50000	Volume injected (uL)
Ws	30.120	Weight of sample extracted (g)
Cpnd Variable		Local Compound Variable

Compounds	QUANT SIG MASS	RT	EXP RT	REL RT	RESPONSE	CONCENTRATIONS ON-COLUMN (NG)	FINAL (ug/kg)
* 1 1,4-Dichlorobenzene-d4	152	3.643	3.649	(1.000)	241379	2.00000	
* 2 Naphthalene-d8	136	4.547	4.547	(1.000)	1114731	2.00000	
* 3 Acenaphthene-d10	164	5.820	5.815	(1.000)	686877	2.00000	
* 4 Phenanthrene-d10	188	6.906	6.906	(1.000)	1185427	2.00000	
* 5 Chrysene-d12	240	8.896	8.896	(1.000)	1489720	2.00000	
* 6 Perylene-d12	264	10.452	10.447	(1.000)	1336651	2.00000	
9 Pyridine	79	2.039	2.044	(0.560)	222951	1.61837	214.92
10 N-Nitrosodimethylamine	74	2.001	2.012	(0.549)	185204	2.31086	306.89
11 Ethyl methacrylate	69	Compound Not Detected.					
12 3-Chloropropionitrile	54	Compound Not Detected.					
13 Malononitrile	66	Compound Not Detected.					
209 Benzaldehyde	77	3.355	3.360	(0.921)	234982	2.42681	322.28
21 Aniline	93	3.419	3.419	(0.938)	419858	1.79944	238.97
22 Phenol	94	3.355	3.349	(0.921)	601931	3.14815	418.08
23 bis(2-Chloroethyl)ether	93	3.440	3.440	(0.944)	472134	2.95109	391.91
24 2-Chlorophenol	128	3.504	3.504	(0.962)	450840	2.90634	385.97
26 1,3-Dichlorobenzene	146	3.611	3.611	(0.991)	381474	2.41480	320.69
27 1,4-Dichlorobenzene	146	3.654	3.659	(1.003)	399748	2.55972	339.94

28	1,2-Dichlorobenzene	146	3.766	3.766 (1.034)	391656	2.59591	344.74
29	Benzyl Alcohol	108	3.718	3.718 (1.021)	315515	3.09744	411.35

	Compounds	QUANT SIG MASS	RT	EXP RT	REL RT	RESPONSE	CONCENTRATIONS ON-COLUMN (NG)	FINAL (ug/kg)
30	2-Methylphenol	108	3.772	3.772	(1.035)	434835	3.09168	410.58
31	bis(2-Chloroisopropyl)ether	45	3.804	3.804	(1.044)	636192	2.81453	373.78
37	Acetophenone	105	3.911	3.911	(1.073)	591806	2.89336	384.24
32	N-Nitroso-di-n-propylamine	70	3.895	3.900	(1.069)	327666	2.99805	398.15(QM)
192	4-Methylphenol	108	3.879	3.873	(1.065)	929816	6.30752	837.65
34	Hexachloroethane	117	4.007	4.007	(1.100)	140253	2.40274	319.09
35	Nitrobenzene	77	4.039	4.039	(0.888)	454792	2.73368	363.04
41	Isophorone	82	4.200	4.200	(0.924)	924108	2.77557	368.60
42	2-Nitrophenol	139	4.264	4.264	(0.938)	254135	2.85374	378.98(Q)
43	2,4-Dimethylphenol	107	4.259	4.253	(0.936)	457163	2.74877	365.04
44	bis(2-Chloroethoxy)methane	93	4.328	4.328	(0.952)	545771	2.81670	374.06
46	2,4-Toluenediamene	121	Compound Not Detected.					
47	1,3,5-Trichlorobenzene	180	Compound Not Detected.					
48	2,4-Dichlorophenol	162	4.424	4.424	(0.973)	430841	3.31313	439.99
49	Benzoic Acid	122	4.307	4.323	(0.947)	447385	4.20312	558.18(R)
50	1,2,4-Trichlorobenzene	180	4.494	4.494	(0.988)	360131	2.53975	337.28
51	Naphthalene	128	4.563	4.563	(1.004)	1391152	2.69900	358.43
52	4-Chloroaniline	127	4.579	4.579	(1.007)	471023	2.11807	281.28(R)
56	Hexachlorobutadiene	225	4.628	4.627	(1.018)	186583	2.52394	335.18
210	Caprolactam	113	4.836	4.836	(1.064)	239249	4.05756	538.85
57	1,2,3-Trichlorobenzene	180	Compound Not Detected.					
59	4-Chloro-3-Methylphenol	107	4.900	4.895	(1.078)	536434	3.66316	486.48
62	2-Methylnaphthalene	142	5.055	5.055	(1.112)	999531	3.56210	473.05
63	1-Methylnaphthalene	142	5.130	5.130	(1.128)	994326	3.08167	409.25
64	Hexachlorocyclopentadiene	237	5.157	5.157	(0.886)	15064	0.29810	39.588(R)
66	2,4,6-Trichlorophenol	196	5.243	5.242	(0.901)	295106	2.88432	383.04
67	2,4,5-Trichlorophenol	196	5.275	5.269	(0.906)	359485	3.27113	434.41
211	1,1'-Biphenyl	154	5.382	5.382	(0.925)	1312061	2.80082	371.95
68	1,2,3,5-Tetrachlorobenzene	216	Compound Not Detected.					
70	2-Chloronaphthalene	162	5.414	5.414	(0.930)	986875	2.83602	376.63
73	2-Nitroaniline	65	5.473	5.467	(0.940)	384625	3.76614	500.15(QM)
74	1,2,3,4-Tetrachlorobenzene	216	Compound Not Detected.					
76	Dimethylphthalate	163	5.580	5.579	(0.959)	1289777	3.22390	428.14
78	2,6-Dinitrotoluene	165	5.633	5.633	(0.968)	312532	3.50133	464.98
79	Acenaphthylene	152	5.719	5.719	(0.983)	1736826	3.03775	403.42
80	1,2-Dinitrobenzene	168	5.681	5.681	(0.976)	158864	3.57302	474.50
81	3-Nitroaniline	138	5.767	5.767	(0.991)	271339	2.71785	360.94(R)
82	Acenaphthene	153	5.842	5.842	(1.004)	1090819	2.96643	393.95
83	2,4-Dinitrophenol	184	5.836	5.836	(1.003)	174963	3.27716	435.21(Q)
85	4-Nitrophenol	109	5.858	5.847	(1.006)	205718	4.24516	563.76
86	Dibenzofuran	168	5.965	5.965	(1.025)	1588891	3.21644	427.15(R)
87	2,4-Dinitrotoluene	165	5.927	5.927	(1.018)	437666	3.58628	476.26
91	2,3,5,6-Tetrachlorophenol	232	6.013	6.007	(1.033)	289350	3.13212	415.95
93	Diethylphthalate	149	6.082	6.082	(1.045)	1394566	3.40101	451.66
94	Fluorene	166	6.216	6.216	(1.068)	1364786	3.25124	431.77
95	4-Chlorophenyl-phenylether	204	6.195	6.195	(1.064)	624887	3.34209	443.84
96	4-Nitroaniline	138	6.211	6.211	(1.067)	305844	2.92110	387.93(R)
98	4,6-Dinitro-2-methylphenol	198	6.227	6.227	(0.902)	245075	3.31234	439.88
99	N-Nitrosodiphenylamine	169	6.280	6.280	(0.909)	1047026	3.29434	437.50
100	1,2-Diphenylhydrazine	77	6.312	6.312	(0.914)	1406388	3.24062	430.36
106	4-Bromophenyl-phenylether	248	6.558	6.558	(0.950)	373882	3.27754	435.26
107	Hexachlorobenzene	284	6.617	6.617	(0.958)	357070	3.18355	422.78

212 Atrazine	200	6.644	6.638 (0.962)	430756	5.44227	722.74(R)
111 Pentachlorophenol	266	6.751	6.751 (0.978)	250354	3.24901	431.48

	Compounds	QUANT SIG MASS	RT	EXP RT	REL RT	RESPONSE	CONCENTRATIONS ON-COLUMN (NG)	FINAL (ug/kg)
115	Phenanthrene	178	6.927	6.927	(1.003)	2182312	3.38888	450.05
116	Anthracene	178	6.965	6.965	(1.009)	2182864	3.36529	446.92
119	Carbazole	167	7.067	7.066	(1.023)	2137270	3.53066	468.88
120	Di-n-Butylphthalate	149	7.270	7.264	(1.053)	2690855	3.66260	486.40
123	Fluoranthene	202	7.799	7.799	(1.129)	2547094	3.85983	512.59
124	Benzidine	184	Compound Not Detected.					
125	Pyrene	202	7.976	7.970	(0.897)	2558039	3.33075	442.33
131	Butylbenzylphthalate	149	8.388	8.382	(0.943)	1221012	3.40022	451.56
133	3,3'-Dimethoxybenzidine	244	Compound Not Detected.					
135	3,3'-Dichlorobenzidine	252	8.832	8.831	(0.993)	135049	0.50307	66.809(R)
136	Benzo(a)Anthracene	228	8.885	8.885	(0.999)	2370975	3.21561	427.04
137	Chrysene	228	8.917	8.917	(1.002)	2257821	3.24509	430.96
138	4,4'-Methylene bis(o-chloroan	231	Compound Not Detected.					
139	bis(2-ethylhexyl)Phthalate	149	8.799	8.799	(0.989)	1755785	3.43084	455.62
140	Di-n-octylphthalate	149	9.393	9.393	(0.899)	3015855	3.59680	477.66
141	Benzo(b)fluoranthene	252	9.960	9.960	(0.953)	2435699	3.54526	470.82
142	Benzo(k)fluoranthene	252	9.998	9.992	(0.957)	2555930	3.49630	464.32
146	Benzo(a)pyrene	252	10.383	10.377	(0.993)	1950713	2.95769	392.79
149	Indeno(1,2,3-cd)pyrene	276	12.174	12.169	(1.165)	2411495	3.27181	434.50
150	Dibenz(a,h)anthracene	278	12.191	12.180	(1.166)	2096156	3.37842	448.66
151	Benzo(g,h,i)perylene	276	12.709	12.693	(1.216)	2003055	3.25689	432.52
198	1,4-Dioxane	88	1.830	1.846	(0.502)	54064	1.04028	138.15
$ 154	Nitrobenzene-d5	82	4.023	4.028	(0.885)	445528	2.64527	351.30
$ 155	2-Fluorobiphenyl	172	5.307	5.301	(0.912)	1037862	2.61913	347.83
$ 156	Terphenyl-d14	244	8.051	8.045	(0.905)	1717767	3.67059	487.46
$ 157	Phenol-d5	99	3.344	3.338	(0.918)	806757	4.46121	592.46
$ 158	2-Fluorophenol	112	2.772	2.766	(0.761)	577777	4.22117	560.58
$ 159	2,4,6-Tribromophenol	330	6.393	6.387	(1.098)	193532	4.17504	554.45
$ 186	2-Chlorophenol-d4	132	3.494	3.488	(0.959)	662918	4.63732	615.85
$ 187	1,2-Dichlorobenzene-d4	152	3.756	3.756	(1.031)	231748	2.40271	319.08
M 195	Cresols, total	100				1364651	9.39921	1248.2
101	Diphenylamine	169	6.280	6.280	(0.909)	1047026	3.29434	437.50

QC Flag Legend

Q - Qualifier signal failed the ratio test.
R - Spike/Surrogate failed recovery limits.
M - Compound response manually integrated.

TestAmerica North Canton

INTERNAL STANDARD COMPOUNDS
AREA AND RT SUMMARY

Instrument ID: a4hp7.i
Lab File ID: LV2DH1DR.D
Lab Smp Id: lv2dh1dr
Analysis Type: SV
Quant Type: ISTD
Operator: 001710
Method File: \\cansvr11\dd\chem\MSS\a4hp7.i\00305b.b\8270C-625.m
Misc Info:

Calibration Date: 05-MAR-2010
Calibration Time: 14:16
Client Smp ID: B12SB-027-5083-SO
Level: LOW
Sample Type: SOIL

		AREA LIMIT			
COMPOUND	STANDARD	LOWER	UPPER	SAMPLE	%DIFF
1 1,4-Dichlorobenze	291921	145961	583842	241379	-17.31
2 Naphthalene-d8	1218718	609359	2437436	1114731	-8.53
3 Acenaphthene-d10	639952	319976	1279904	686877	7.33
4 Phenanthrene-d10	1024765	512383	2049530	1185427	15.68
5 Chrysene-d12	1204582	602291	2409164	1489720	23.67
6 Perylene-d12	1081833	540917	2163666	1336651	23.55

		RT LIMIT			
COMPOUND	STANDARD	LOWER	UPPER	SAMPLE	%DIFF
1 1,4-Dichlorobenze	3.65	3.15	4.15	3.64	-0.14
2 Naphthalene-d8	4.55	4.05	5.05	4.55	0.00
3 Acenaphthene-d10	5.82	5.32	6.32	5.82	0.09
4 Phenanthrene-d10	6.91	6.41	7.41	6.91	0.00
5 Chrysene-d12	8.90	8.40	9.40	8.90	0.00
6 Perylene-d12	10.45	9.95	10.95	10.45	0.05

AREA UPPER LIMIT = +100% of internal standard area.
AREA LOWER LIMIT = - 50% of internal standard area.
RT UPPER LIMIT = + 0.50 minutes of internal standard RT.
RT LOWER LIMIT = - 0.50 minutes of internal standard RT.

Data File: \\cansvr11\dd\chem\MSS\a4hp7.i\00305b.b\LV2DH1DR.D

Date : 05-MAR-2010 16:50

Client ID: B12SB-027-5083-S0

Instrument: a4hp7.i

Sample Info: lv2dh1dr,00305b.b,8270c-625,1-827042d.sub

Volume Injected (uL): 0.5

Operator: 001710

Column phase: db5.625

Column diameter: 0.32

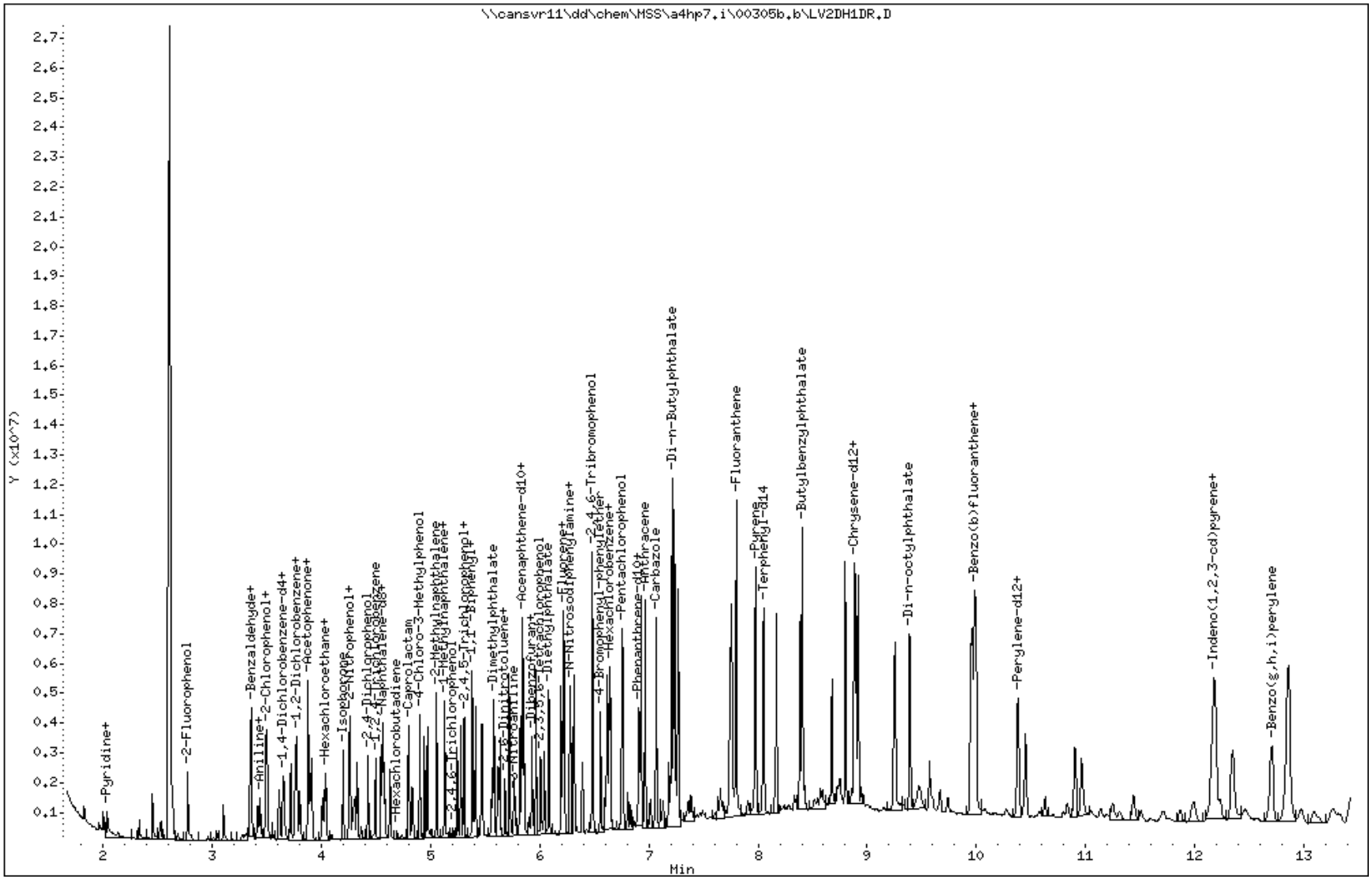

Data File Name: LV2DH1DR.D
Inj. Date and Time: 05-MAR-2010 16:50
Instrument ID: a4hp7.i
Client ID: B12SB-027-5083-SO
Compound Name: N-Nitroso-di-n-propylamine
CAS #: 621-64-7
Report Date: 03/08/2010

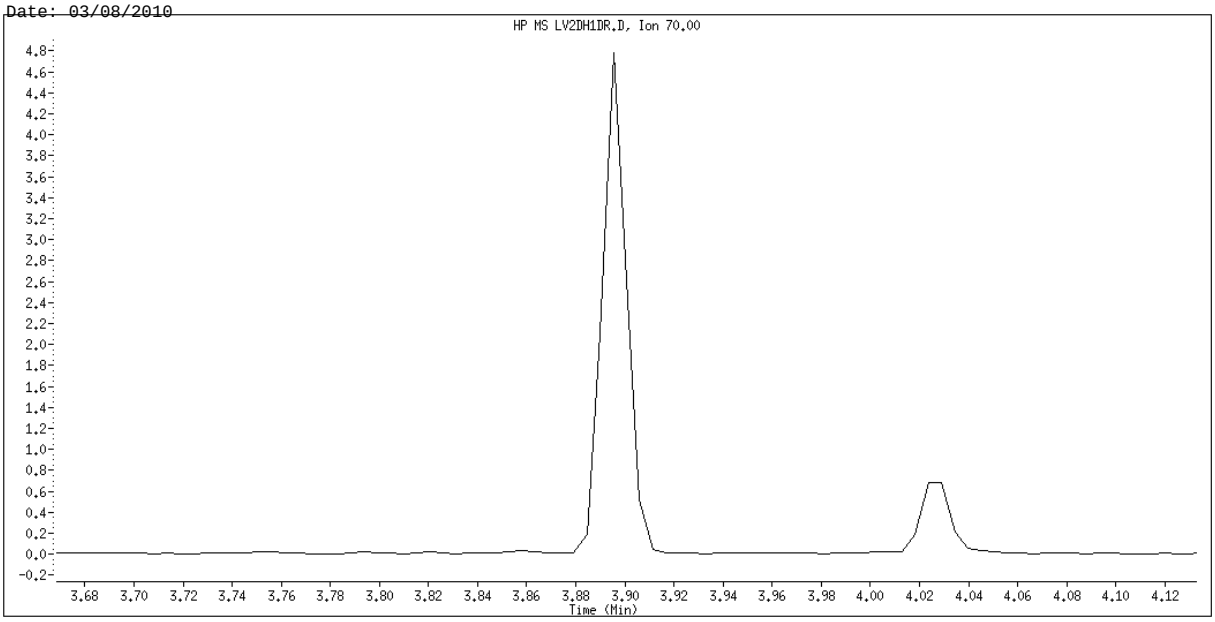

Original Integration

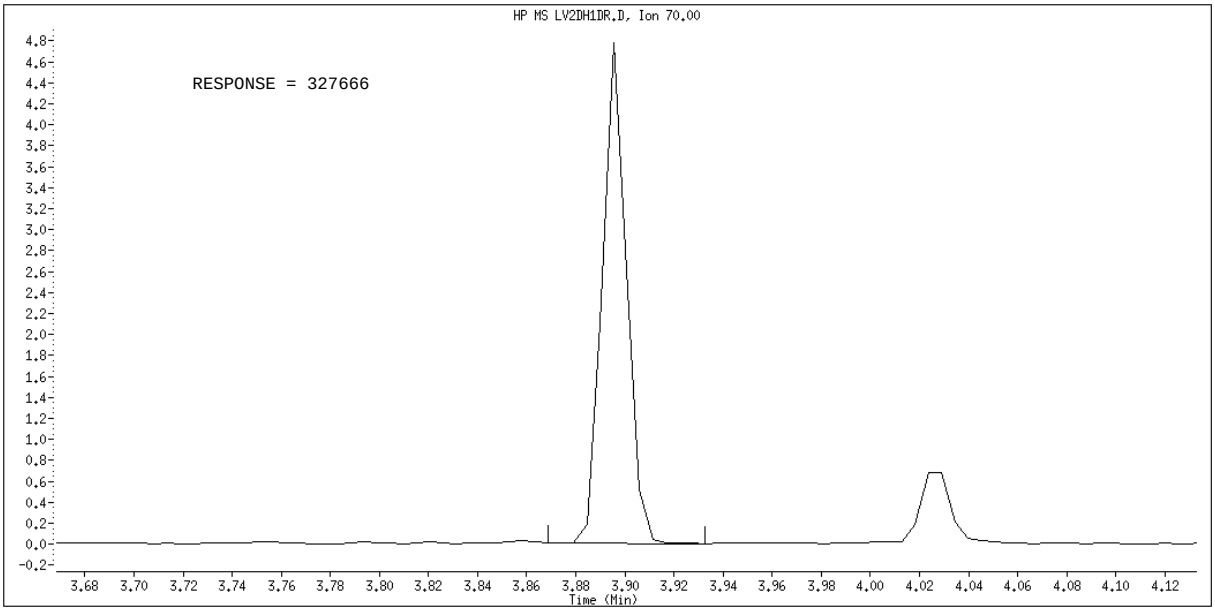

Manual Integration

Manually Integrated By: GruberJ
Manual Integration Reason: Peak not found

Data File Name: LV2DH1DR.D
Inj. Date and Time: 05-MAR-2010 16:50
Instrument ID: a4hp7.i
Client ID: B12SB-027-5083-SO
Compound Name: 2-Nitroaniline
CAS #: 88-74-4
Report Date: 03/08/2010

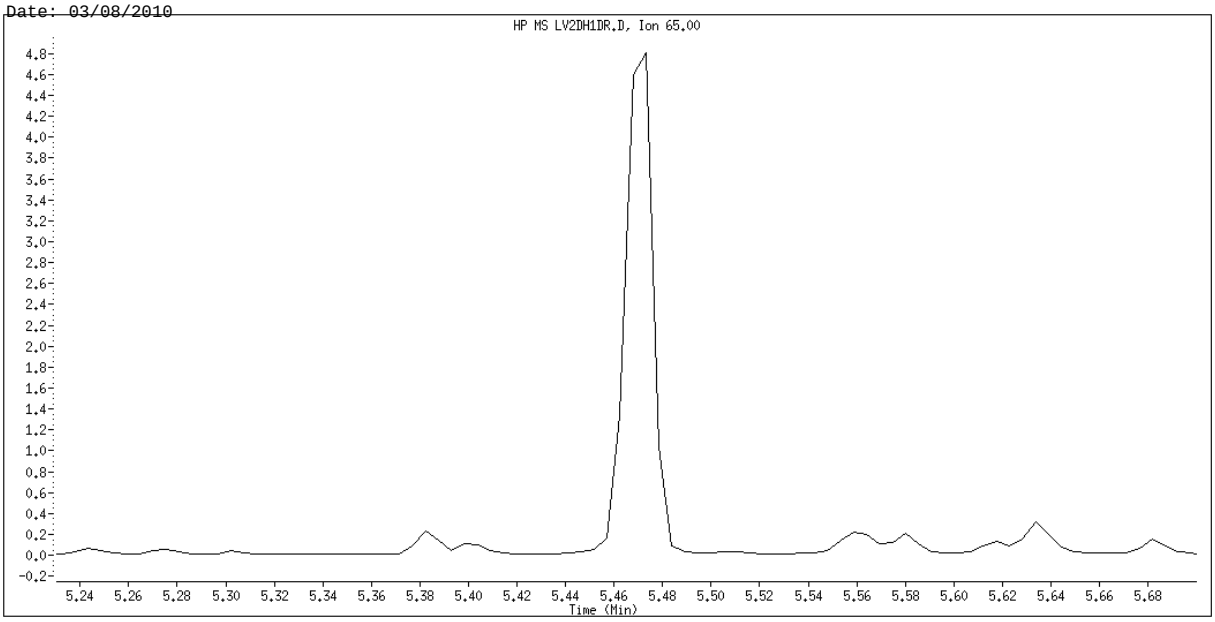

Original Integration

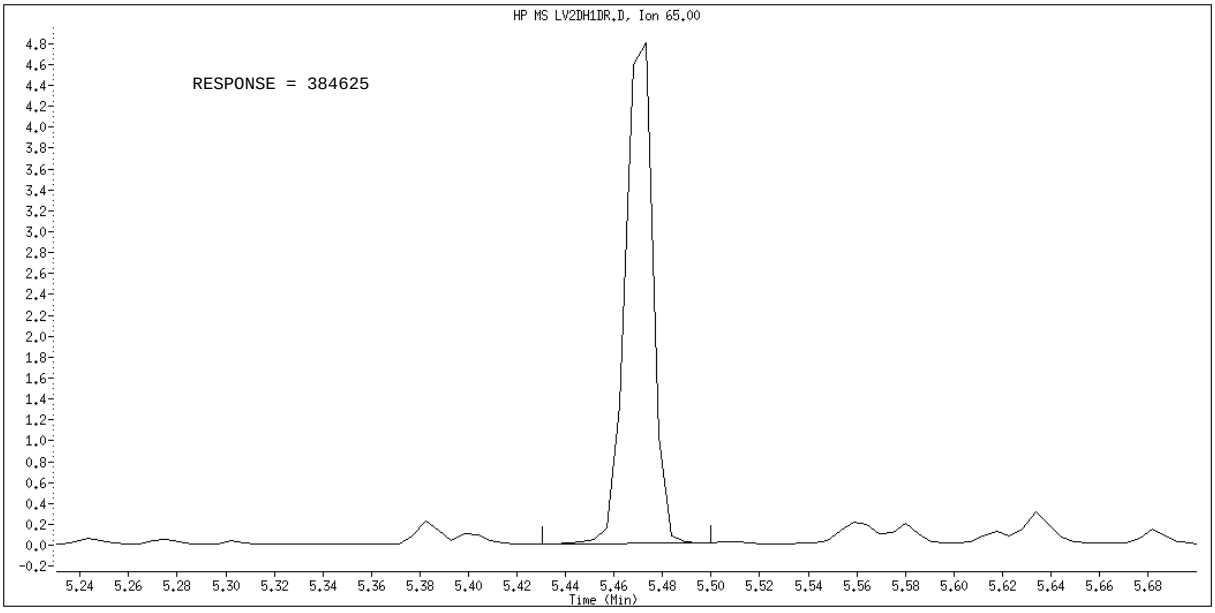

Manual Integration

Manually Integrated By: GruberJ
Manual Integration Reason: Peak not found

TestAmerica North Canton

Semivolatile REPORT SW-846 Method 8270

Data file : \\cansvr11\dd\chem\MSS\a4hp7.i\00305b.b\LV2DH1DT.D
Lab Smp Id: lv2dh1dt Client Smp ID: B12SB-027-5083-SO
Inj Date : 05-MAR-2010 17:09
Operator : 001710 Inst ID: a4hp7.i
Smp Info : lv2dh1dt,00305b.b,8270c-625,1-827042d.sub
Misc Info :
Comment   :
Method   : \\cansvr11\dd\chem\MSS\a4hp7.i\00305b.b\8270C-625.m
Meth Date : 08-Mar-2010 12:38 gruberj Quant Type: ISTD
Cal Date : 05-MAR-2010 12:55 Cal File: 7SMH0305.D
Als bottle: 11 QC Sample: MSD
Dil Factor: 1.00000
Integrator: HP RTE Compound Sublist: 1-827042d.sub
Target Version: 4.14
Processing Host: CANPMSSV01

Concentration Formula: Amt * DF * Uf * Vt/(Vi * Ws *) * CpndVariable

Name	Value	Description
DF	1.000	Dilution Factor
Uf	1.000	ng unit correction factor
Vt	2000.000	Volume of final extract (uL)(1000 low, 2
Vi	0.50000	Volume injected (uL)
Ws	30.100	Weight of sample extracted (g)
Cpnd Variable		Local Compound Variable

	Compounds	QUANT SIG MASS	RT	EXP RT	REL RT	RESPONSE	CONCENTRATIONS ON-COLUMN (NG)	FINAL (ug/kg)
* 1	1,4-Dichlorobenzene-d4	152	3.643	3.649	(1.000)	232257	2.00000	
* 2	Naphthalene-d8	136	4.547	4.547	(1.000)	1078496	2.00000	
* 3	Acenaphthene-d10	164	5.820	5.815	(1.000)	685032	2.00000	
* 4	Phenanthrene-d10	188	6.911	6.906	(1.000)	1226114	2.00000	
* 5	Chrysene-d12	240	8.896	8.896	(1.000)	1583581	2.00000	
* 6	Perylene-d12	264	10.452	10.447	(1.000)	1414557	2.00000	
9	Pyridine	79	2.033	2.044	(0.558)	232499	1.75396	233.08
10	N-Nitrosodimethylamine	74	2.001	2.012	(0.549)	212618	2.75711	366.39
11	Ethyl methacrylate	69	Compound Not Detected.					
12	3-Chloropropionitrile	54	Compound Not Detected.					
13	Malononitrile	66	Compound Not Detected.					
209	Benzaldehyde	77	3.355	3.360	(0.921)	236938	2.54312	337.96
21	Aniline	93	3.419	3.419	(0.938)	400889	1.78562	237.29
22	Phenol	94	3.355	3.349	(0.921)	584183	3.17533	421.97
23	bis(2-Chloroethyl)ether	93	3.440	3.440	(0.944)	483742	3.14240	417.60
24	2-Chlorophenol	128	3.504	3.504	(0.962)	449326	3.01035	400.04
26	1,3-Dichlorobenzene	146	3.611	3.611	(0.991)	387755	2.55096	339.00
27	1,4-Dichlorobenzene	146	3.659	3.659	(1.004)	406363	2.70428	359.37

28	1,2-Dichlorobenzene	146	3.766	3.766 (1.034)	397799	2.74018	364.14
29	Benzyl Alcohol	108	3.718	3.718 (1.021)	314123	3.20489	425.90

	Compounds	QUANT SIG MASS	RT	EXP RT	REL RT	RESPONSE	CONCENTRATIONS ON-COLUMN (NG)	FINAL (ug/kg)
30	2-Methylphenol	108	3.777	3.772	(1.037)	432812	3.19816	425.00
31	bis(2-Chloroisopropyl)ether	45	3.804	3.804	(1.044)	639703	2.94122	390.86
37	Acetophenone	105	3.911	3.911	(1.073)	598837	3.04272	404.35
32	N-Nitroso-di-n-propylamine	70	3.895	3.900	(1.069)	325602	3.09618	411.45(QM)
192	4-Methylphenol	108	3.879	3.873	(1.065)	902503	6.36270	845.54
34	Hexachloroethane	117	4.007	4.007	(1.100)	137427	2.44679	325.15
35	Nitrobenzene	77	4.039	4.039	(0.888)	457662	2.84335	377.85
41	Isophorone	82	4.200	4.200	(0.924)	908974	2.82185	375.00
42	2-Nitrophenol	139	4.264	4.264	(0.938)	255842	2.96943	394.61(Q)
43	2,4-Dimethylphenol	107	4.258	4.253	(0.936)	449537	2.79373	371.26
44	bis(2-Chloroethoxy)methane	93	4.328	4.328	(0.952)	547528	2.92071	388.13
46	2,4-Toluenediamene	121	Compound Not Detected.					
47	1,3,5-Trichlorobenzene	180	Compound Not Detected.					
48	2,4-Dichlorophenol	162	4.430	4.424	(0.974)	416313	3.30897	439.73
49	Benzoic Acid	122	4.307	4.323	(0.947)	497591	4.73634	629.41(R)
50	1,2,4-Trichlorobenzene	180	4.494	4.494	(0.988)	363720	2.65125	352.32
51	Naphthalene	128	4.563	4.563	(1.004)	1380856	2.76904	367.98
52	4-Chloroaniline	127	4.579	4.579	(1.007)	471243	2.19026	291.06
56	Hexachlorobutadiene	225	4.628	4.627	(1.018)	190081	2.65765	353.18
210	Caprolactam	113	4.836	4.836	(1.064)	246219	4.31606	573.56
57	1,2,3-Trichlorobenzene	180	Compound Not Detected.					
59	4-Chloro-3-Methylphenol	107	4.900	4.895	(1.078)	546581	3.85786	512.67
62	2-Methylnaphthalene	142	5.055	5.055	(1.112)	993388	3.65915	486.26
63	1-Methylnaphthalene	142	5.130	5.130	(1.128)	991202	3.17520	421.95
64	Hexachlorocyclopentadiene	237	5.157	5.157	(0.886)	8256	0.21384	28.418(R)
66	2,4,6-Trichlorophenol	196	5.248	5.242	(0.902)	306016	2.99901	398.54
67	2,4,5-Trichlorophenol	196	5.275	5.269	(0.906)	373428	3.40716	452.78
211	1,1'-Biphenyl	154	5.382	5.382	(0.925)	1321821	2.82925	375.98
68	1,2,3,5-Tetrachlorobenzene	216	Compound Not Detected.					
70	2-Chloronaphthalene	162	5.414	5.414	(0.930)	988185	2.84744	378.40
73	2-Nitroaniline	65	5.473	5.467	(0.940)	397420	3.90190	518.52(QM)
74	1,2,3,4-Tetrachlorobenzene	216	Compound Not Detected.					
76	Dimethylphthalate	163	5.580	5.579	(0.959)	1308576	3.27970	435.84
78	2,6-Dinitrotoluene	165	5.638	5.633	(0.969)	322320	3.62071	481.16
79	Acenaphthylene	152	5.724	5.719	(0.983)	1764473	3.09441	411.22
80	1,2-Dinitrobenzene	168	5.687	5.681	(0.977)	169109	3.81369	506.80
81	3-Nitroaniline	138	5.767	5.767	(0.991)	263077	2.64219	351.12(R)
82	Acenaphthene	153	5.842	5.842	(1.004)	1116306	3.04392	404.51
83	2,4-Dinitrophenol	184	5.842	5.836	(1.004)	184149	3.40352	452.29(Q)
85	4-Nitrophenol	109	5.858	5.847	(1.006)	220934	4.57143	607.50
86	Dibenzofuran	168	5.965	5.965	(1.025)	1619410	3.28705	436.82(R)
87	2,4-Dinitrotoluene	165	5.933	5.927	(1.019)	464924	3.81989	507.63
91	2,3,5,6-Tetrachlorophenol	232	6.013	6.007	(1.033)	288208	3.12816	415.70
93	Diethylphthalate	149	6.088	6.082	(1.046)	1471830	3.59910	478.28
94	Fluorene	166	6.216	6.216	(1.068)	1427838	3.41061	453.24
95	4-Chlorophenyl-phenylether	204	6.195	6.195	(1.064)	647056	3.46998	461.13
96	4-Nitroaniline	138	6.216	6.211	(1.068)	318726	3.05233	405.62(R)
98	4,6-Dinitro-2-methylphenol	198	6.227	6.227	(0.901)	264121	3.43456	456.42
99	N-Nitrosodiphenylamine	169	6.280	6.280	(0.909)	1101880	3.35188	445.43
100	1,2-Diphenylhydrazine	77	6.312	6.312	(0.913)	1459230	3.25080	432.00
106	4-Bromophenyl-phenylether	248	6.558	6.558	(0.949)	398563	3.37796	448.90
107	Hexachlorobenzene	284	6.617	6.617	(0.957)	382565	3.29767	438.23

212 Atrazine	200	6.649	6.638 (0.962)	462785	5.65291	751.22(R)
111 Pentachlorophenol	266	6.756	6.751 (0.978)	262826	3.29425	437.77

	Compounds	QUANT SIG MASS	RT	EXP RT	REL RT	RESPONSE	CONCENTRATIONS ON-COLUMN (NG)	CONCENTRATIONS FINAL (ug/kg)
115	Phenanthrene	178	6.927	6.927	(1.002)	2328118	3.49533	464.50
116	Anthracene	178	6.965	6.965	(1.008)	2308331	3.44062	457.22
119	Carbazole	167	7.066	7.066	(1.022)	2312605	3.69354	490.84
120	Di-n-Butylphthalate	149	7.270	7.264	(1.052)	2889801	3.80287	505.36
123	Fluoranthene	202	7.799	7.799	(1.128)	2775155	4.06588	540.32
124	Benzidine	184	Compound Not Detected.					
125	Pyrene	202	7.976	7.970	(0.897)	2794694	3.42321	454.91
131	Butylbenzylphthalate	149	8.382	8.382	(0.942)	1323095	3.46611	460.61
133	3,3'-Dimethoxybenzidine	244	Compound Not Detected.					
135	3,3'-Dichlorobenzidine	252	8.832	8.831	(0.993)	170952	0.59907	79.610(R)
136	Benzo(a)Anthracene	228	8.885	8.885	(0.999)	2623809	3.34760	444.86
137	Chrysene	228	8.917	8.917	(1.002)	2463080	3.33028	442.56
138	4,4'-Methylene bis(o-chloroan	231	Compound Not Detected.					
139	bis(2-ethylhexyl)Phthalate	149	8.799	8.799	(0.989)	1938242	3.56288	473.47
140	Di-n-octylphthalate	149	9.388	9.393	(0.898)	3174212	3.57717	475.37
141	Benzo(b)fluoranthene	252	9.960	9.960	(0.953)	2660237	3.65883	486.22
142	Benzo(k)fluoranthene	252	9.992	9.992	(0.956)	2774604	3.58639	476.60
146	Benzo(a)pyrene	252	10.383	10.377	(0.993)	2141478	3.06811	407.72
149	Indeno(1,2,3-cd)pyrene	276	12.174	12.169	(1.165)	2627002	3.36790	447.56
150	Dibenz(a,h)anthracene	278	12.190	12.180	(1.166)	2267486	3.45328	458.91
151	Benzo(g,h,i)perylene	276	12.709	12.693	(1.216)	2135198	3.28054	435.95
198	1,4-Dioxane	88	1.825	1.846	(0.501)	44316	0.88620	117.77
$ 154	Nitrobenzene-d5	82	4.028	4.028	(0.886)	446760	2.74171	364.35
$ 155	2-Fluorobiphenyl	172	5.307	5.301	(0.912)	1038283	2.62725	349.14
$ 156	Terphenyl-d14	244	8.051	8.045	(0.905)	1867858	3.75474	498.97
$ 157	Phenol-d5	99	3.349	3.338	(0.919)	781049	4.48869	596.50
$ 158	2-Fluorophenol	112	2.777	2.766	(0.762)	567953	4.31236	573.07
$ 159	2,4,6-Tribromophenol	330	6.393	6.387	(1.098)	211401	4.57281	607.68
$ 186	2-Chlorophenol-d4	132	3.494	3.488	(0.959)	648942	4.71785	626.96
$ 187	1,2-Dichlorobenzene-d4	152	3.756	3.756	(1.031)	233085	2.51148	333.75
M 195	Cresols, total	100				1335315	9.56086	1270.5
101	Diphenylamine	169	6.280	6.280	(0.909)	1101880	3.35188	445.43

QC Flag Legend

Q - Qualifier signal failed the ratio test.
R - Spike/Surrogate failed recovery limits.
M - Compound response manually integrated.

TestAmerica North Canton

INTERNAL STANDARD COMPOUNDS
AREA AND RT SUMMARY

Instrument ID: a4hp7.i
Lab File ID: LV2DH1DT.D
Lab Smp Id: lv2dh1dt
Analysis Type: SV
Quant Type: ISTD
Operator: 001710
Method File: \\cansvr11\dd\chem\MSS\a4hp7.i\00305b.b\8270C-625.m
Misc Info:

Calibration Date: 05-MAR-2010
Calibration Time: 14:16
Client Smp ID: B12SB-027-5083-SO
Level: LOW
Sample Type: SOIL

		AREA LIMIT			
COMPOUND	STANDARD	LOWER	UPPER	SAMPLE	%DIFF
1 1,4-Dichlorobenze	291921	145961	583842	232257	-20.44
2 Naphthalene-d8	1218718	609359	2437436	1078496	-11.51
3 Acenaphthene-d10	639952	319976	1279904	685032	7.04
4 Phenanthrene-d10	1024765	512383	2049530	1226114	19.65
5 Chrysene-d12	1204582	602291	2409164	1583581	31.46
6 Perylene-d12	1081833	540917	2163666	1414557	30.76

		RT LIMIT			
COMPOUND	STANDARD	LOWER	UPPER	SAMPLE	%DIFF
1 1,4-Dichlorobenze	3.65	3.15	4.15	3.64	-0.14
2 Naphthalene-d8	4.55	4.05	5.05	4.55	0.00
3 Acenaphthene-d10	5.82	5.32	6.32	5.82	0.09
4 Phenanthrene-d10	6.91	6.41	7.41	6.91	0.08
5 Chrysene-d12	8.90	8.40	9.40	8.90	0.00
6 Perylene-d12	10.45	9.95	10.95	10.45	0.05

AREA UPPER LIMIT = +100% of internal standard area.
AREA LOWER LIMIT = - 50% of internal standard area.
RT UPPER LIMIT = + 0.50 minutes of internal standard RT.
RT LOWER LIMIT = - 0.50 minutes of internal standard RT.

Data File: \\cansvr11\dd\chem\MSS\a4hp7.i\00305b.b\LV2DH1DT.D

Date : 05-MAR-2010 17:09

Client ID: B12SB-027-5083-SO

Instrument: a4hp7.i

Sample Info: lv2dh1dt,00305b.b,8270c-625,1-827042d.sub

Volume Injected (uL): 0.5

Operator: 001710

Column phase: db5.625

Column diameter: 0.32

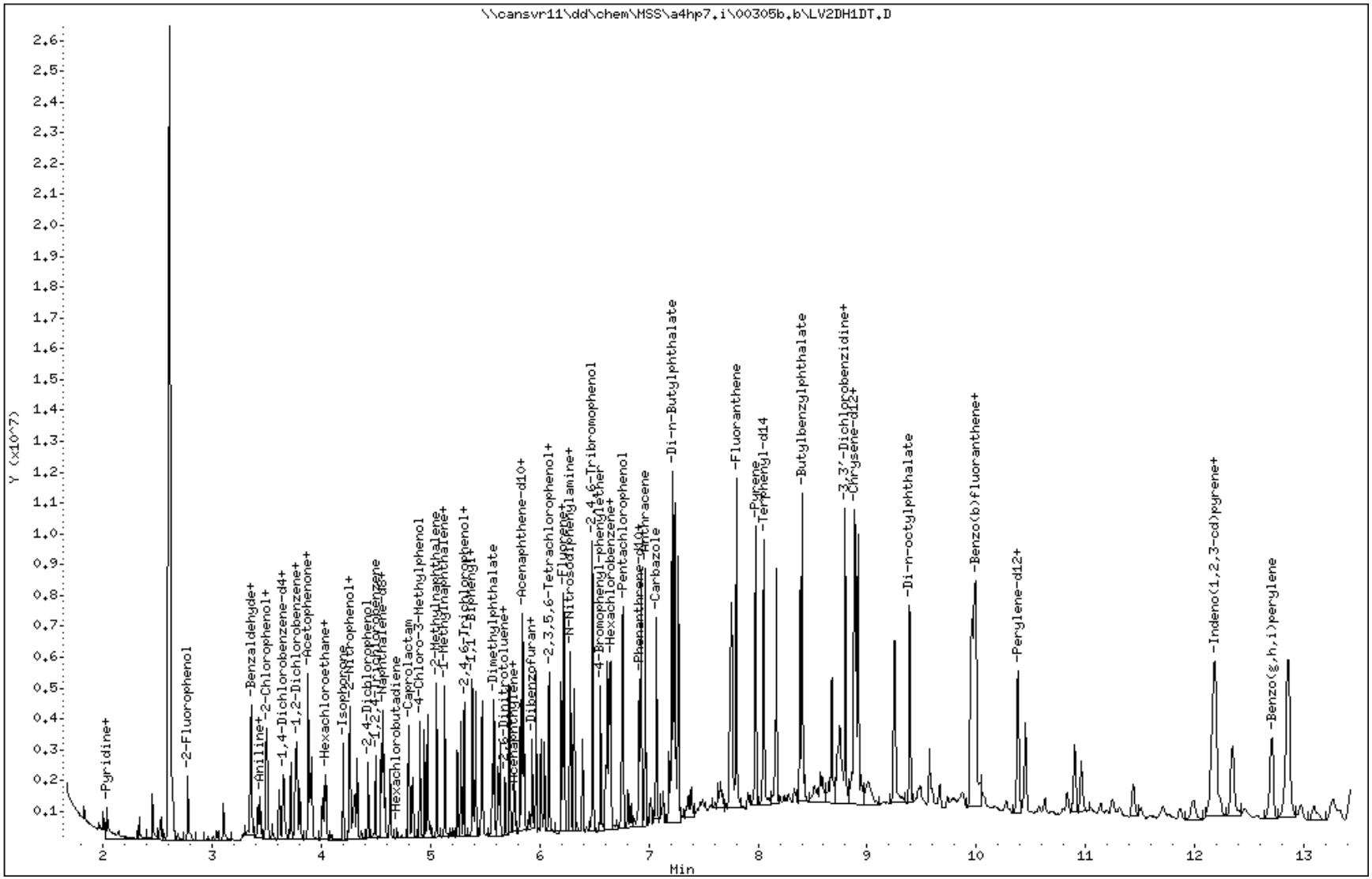

Data File Name: LV2DH1DT.D
Inj. Date and Time: 05-MAR-2010 17:09
Instrument ID: a4hp7.i
Client ID: B12SB-027-5083-SO
Compound Name: N-Nitroso-di-n-propylamine
CAS #: 621-64-7
Report Date: 03/08/2010

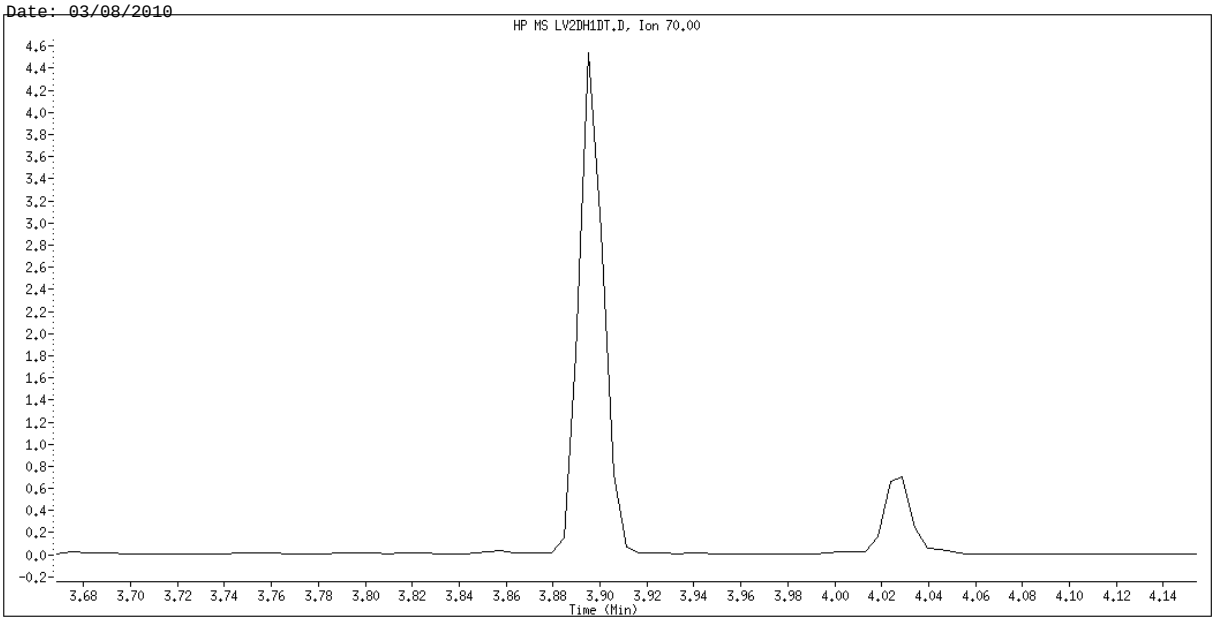

Original Integration

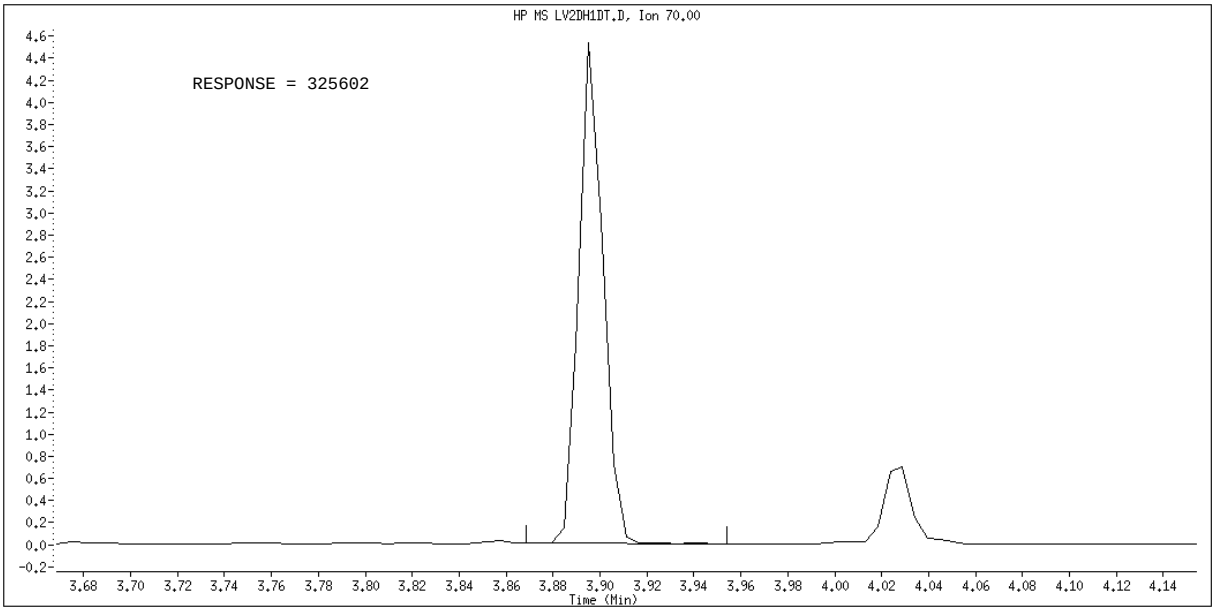

Manual Integration

Manually Integrated By: GruberJ
Manual Integration Reason: Peak not found

Data File Name: LV2DH1DT.D
Inj. Date and Time: 05-MAR-2010 17:09
Instrument ID: a4hp7.i
Client ID: B12SB-027-5083-SO
Compound Name: 2-Nitroaniline
CAS #: 88-74-4
Report Date: 03/08/2010

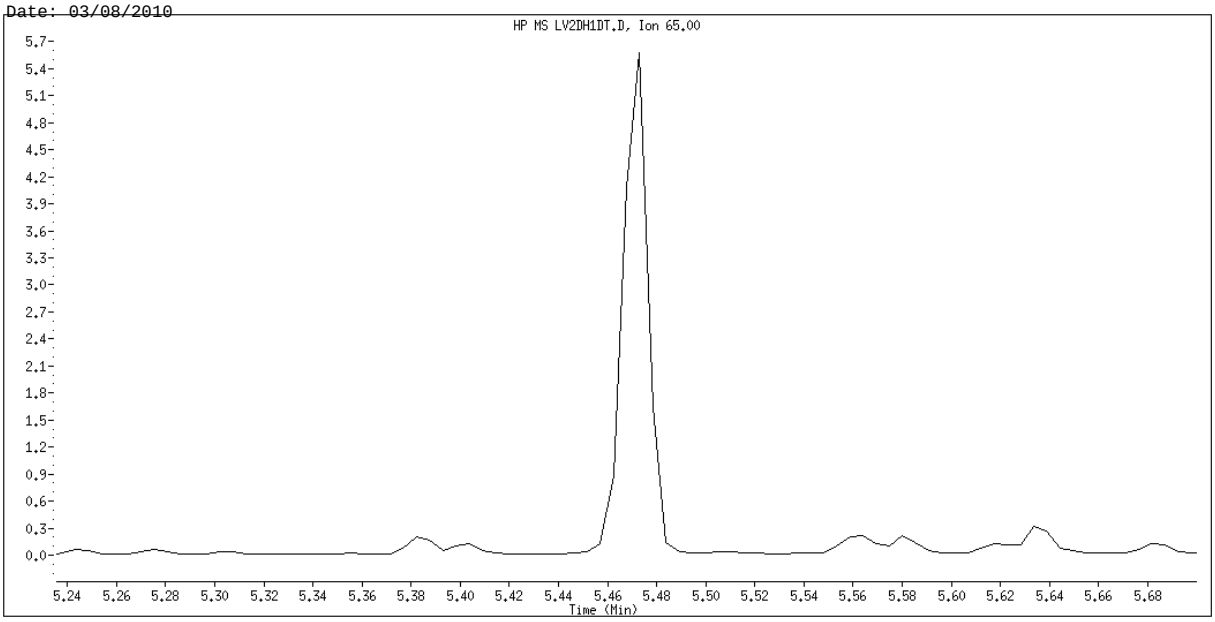

Original Integration

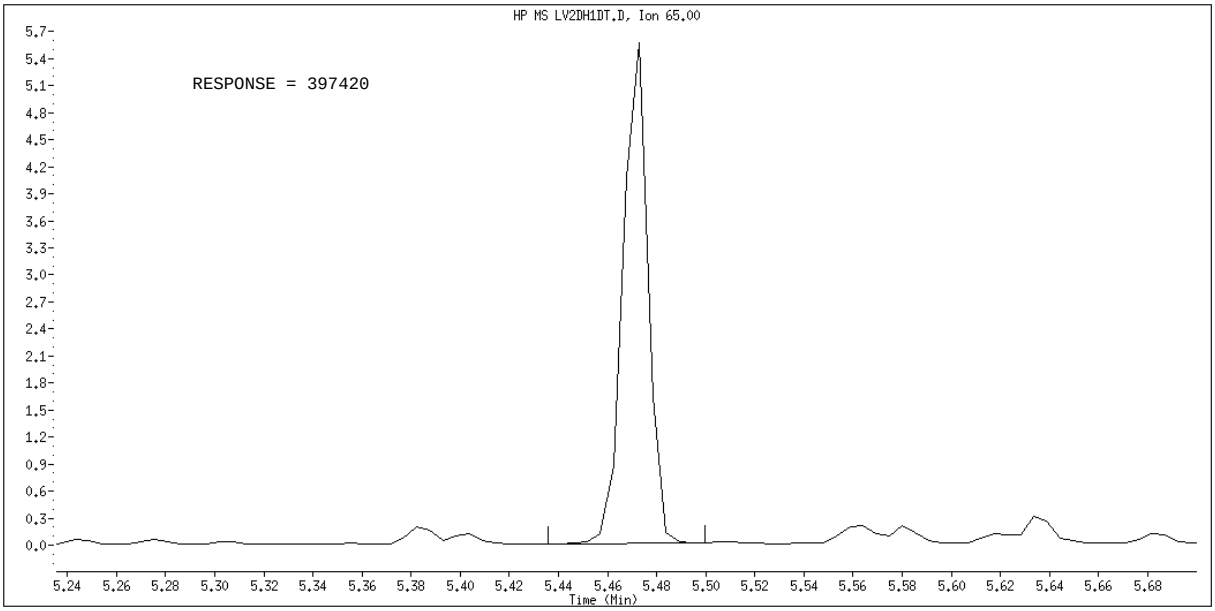

Manual Integration

Manually Integrated By: GruberJ
Manual Integration Reason: Peak not found

MATRIX SPIKE SAMPLE EVALUATION REPORT

GC/MS Semivolatiles

Client Lot #...: A0B240490 **Work Order #...:** LV2FQ1DR-MS **Matrix.....:** SO
MS Lot-Sample #: A0B240490-020 LV2FQ1DT-MSD
Date Sampled...: 02/23/10 14:00 **Date Received..:** 02/24/10
Prep Date.....: 02/25/10 **Analysis Date..:** 03/11/10
Prep Batch #...: 0056040
Dilution Factor: 4 **Initial Wgt/Vol:** 30.19 g **Final Wgt/Vol..:** 2 mL

PARAMETER	PERCENT RECOVERY	RECOVERY LIMITS	RPD	RPD LIMITS	METHOD
Acenaphthene	**10 DIL,a**	**(45 - 110)**			**SW846 8270C**
	57 DIL,p	**(45 - 110)**	**139**	**(0-44)**	**SW846 8270C**
4-Chloro-3-methylphenol	**12 DIL,a**	**(45 - 115)**			**SW846 8270C**
	74 DIL,p	**(45 - 115)**	**146**	**(0-55)**	**SW846 8270C**
2-Chlorophenol	**9.9 DIL,a**	**(45 - 105)**			**SW846 8270C**
	63 DIL,p	**(45 - 105)**	**146**	**(0-54)**	**SW846 8270C**
1,4-Dichlorobenzene	**10 DIL,a**	**(35 - 105)**			**SW846 8270C**
	57 DIL,p	**(35 - 105)**	**138**	**(0-59)**	**SW846 8270C**
2,4-Dinitrotoluene	**0.0 DIL,a**	**(50 - 115)**			**SW846 8270C**
	62 DIL,p	**(50 - 115)**	**200**	**(0-45)**	**SW846 8270C**
4-Nitrophenol	**0.0 DIL,a**	**(15 - 140)**			**SW846 8270C**
	97 DIL,p	**(15 - 140)**	**200**	**(0-64)**	**SW846 8270C**
N-Nitrosodi-n-propyl- amine	**9.9 DIL,a**	**(40 - 115)**			**SW846 8270C**
	67 DIL,p	**(40 - 115)**	**149**	**(0-50)**	**SW846 8270C**
Pentachlorophenol	**60 DIL**	**(25 - 120)**			**SW846 8270C**
	108 DIL	**(25 - 120)**	**57**	**(0-87)**	**SW846 8270C**
Phenol	**11 DIL,a**	**(40 - 100)**			**SW846 8270C**
	68 DIL,p	**(40 - 100)**	**143**	**(0-50)**	**SW846 8270C**
Pyrene	**11 DIL,a**	**(45 - 125)**			**SW846 8270C**
	68 DIL,p	**(45 - 125)**	**144**	**(0-66)**	**SW846 8270C**
1,2,4-Trichloro- benzene	**10 DIL,a**	**(45 - 110)**			**SW846 8270C**
	55 DIL,p	**(45 - 110)**	**138**	**(0-54)**	**SW846 8270C**
bis(2-Ethylhexyl) phthalate	**20 DIL,a**	**(45 - 125)**			**SW846 8270C**
	88 DIL,p	**(45 - 125)**	**126**	**(0-31)**	**SW846 8270C**
Acenaphthylene	**9.0 DIL,a**	**(45 - 105)**			**SW846 8270C**
	60 DIL,p	**(45 - 105)**	**148**	**(0-41)**	**SW846 8270C**
Anthracene	**9.5 DIL,a**	**(55 - 105)**			**SW846 8270C**
	60 DIL,p	**(55 - 105)**	**145**	**(0-22)**	**SW846 8270C**
Benzo(a)anthracene	**22 DIL,a**	**(50 - 110)**			**SW846 8270C**
	68 DIL,p	**(50 - 110)**	**103**	**(0-23)**	**SW846 8270C**
Benzo(b)fluoranthene	**13 DIL,a**	**(45 - 115)**			**SW846 8270C**
	75 DIL,p	**(45 - 115)**	**142**	**(0-28)**	**SW846 8270C**
Benzo(k)fluoranthene	**11 DIL,a**	**(45 - 125)**			**SW846 8270C**
	59 DIL,p	**(45 - 125)**	**136**	**(0-31)**	**SW846 8270C**

(Continued on next page)

MATRIX SPIKE SAMPLE EVALUATION REPORT

GC/MS Semivolatiles

Client Lot #...: A0B240490 **Work Order #...:** LV2FQ1DR-MS **Matrix.....:** SO
MS Lot-Sample #: A0B240490-020 LV2FQ1DT-MSD

PARAMETER	PERCENT RECOVERY	RECOVERY LIMITS	RPD	RPD LIMITS	METHOD
Benzo(ghi)perylene	**10 DIL,a**	**(40 - 125)**			**SW846 8270C**
	41 DIL,p	**(40 - 125)**	**122**	**(0-50)**	**SW846 8270C**
Benzo(a)pyrene	**9.6 DIL,a**	**(50 - 110)**			**SW846 8270C**
	60 DIL,p	**(50 - 110)**	**145**	**(0-31)**	**SW846 8270C**
bis(2-Chloroethoxy) methane	**10 DIL,a**	**(45 - 110)**			**SW846 8270C**
	60 DIL,p	**(45 - 110)**	**141**	**(0-35)**	**SW846 8270C**
bis(2-Chloroethyl)- ether	**10 DIL,a**	**(40 - 105)**			**SW846 8270C**
	60 DIL,p	**(40 - 105)**	**142**	**(0-33)**	**SW846 8270C**
4-Bromophenyl phenyl ether	**9.2 DIL,a**	**(45 - 115)**			**SW846 8270C**
	54 DIL,p	**(45 - 115)**	**142**	**(0-20)**	**SW846 8270C**
Butyl benzyl phthalate	**12 DIL,a**	**(50 - 125)**			**SW846 8270C**
	73 DIL,p	**(50 - 125)**	**144**	**(0-35)**	**SW846 8270C**
Carbazole	**11 DIL,a**	**(45 - 115)**			**SW846 8270C**
	59 DIL,p	**(45 - 115)**	**138**	**(0-20)**	**SW846 8270C**
4-Chloroaniline	**0.0 DIL,a**	**(10 - 95)**			**SW846 8270C**
	12 DIL,p	**(10 - 95)**	**200**	**(0-28)**	**SW846 8270C**
2-Chloronaphthalene	**9.0 DIL,a**	**(45 - 105)**			**SW846 8270C**
	57 DIL,p	**(45 - 105)**	**145**	**(0-28)**	**SW846 8270C**
4-Chlorophenyl phenyl ether	**10 DIL,a**	**(45 - 110)**			**SW846 8270C**
	62 DIL,p	**(45 - 110)**	**143**	**(0-29)**	**SW846 8270C**
Chrysene	**24 DIL,a**	**(55 - 110)**			**SW846 8270C**
	56 DIL,p	**(55 - 110)**	**82**	**(0-31)**	**SW846 8270C**
Dibenzo(a,h)anthracene	**17 DIL,a**	**(40 - 125)**			**SW846 8270C**
	68 DIL,p	**(40 - 125)**	**119**	**(0-55)**	**SW846 8270C**
Dibenzofuran	**9.6 DIL,a**	**(50 - 105)**			**SW846 8270C**
	60 DIL,p	**(50 - 105)**	**145**	**(0-27)**	**SW846 8270C**
Di-n-butyl phthalate	**12 DIL,a**	**(55 - 110)**			**SW846 8270C**
	66 DIL,p	**(55 - 110)**	**139**	**(0-24)**	**SW846 8270C**
1,2-Dichlorobenzene	**9.6 DIL,a**	**(45 - 95)**			**SW846 8270C**
	55 DIL,p	**(45 - 95)**	**141**	**(0-25)**	**SW846 8270C**
1,3-Dichlorobenzene	**9.7 DIL,a**	**(40 - 100)**			**SW846 8270C**
	53 DIL,p	**(40 - 100)**	**138**	**(0-46)**	**SW846 8270C**
3,3'-Dichlorobenzidine	**0.0 DIL,a**	**(10 - 130)**			**SW846 8270C**
	0.0 DIL,a	**(10 - 130)**	**0.0**	**(0-56)**	**SW846 8270C**

(Continued on next page)

MATRIX SPIKE SAMPLE EVALUATION REPORT

GC/MS Semivolatiles

Client Lot #...: A0B240490 **Work Order #...:** LV2FQ1DR-MS **Matrix.....:** SO
MS Lot-Sample #: A0B240490-020 LV2FQ1DT-MSD

PARAMETER	PERCENT RECOVERY	RECOVERY LIMITS	RPD	RPD LIMITS	METHOD
2,4-Dichlorophenol	**8.4 DIL,a**	**(45 - 110)**			**SW846 8270C**
	68 DIL,p	**(45 - 110)**	**156**	**(0-27)**	**SW846 8270C**
Diethyl phthalate	**10 DIL,a**	**(50 - 115)**			**SW846 8270C**
	64 DIL,p	**(50 - 115)**	**144**	**(0-29)**	**SW846 8270C**
2,4-Dimethylphenol	**10 DIL,a**	**(30 - 105)**			**SW846 8270C**
	66 DIL,p	**(30 - 105)**	**148**	**(0-26)**	**SW846 8270C**
Dimethyl phthalate	**10 DIL,a**	**(50 - 110)**			**SW846 8270C**
	61 DIL,p	**(50 - 110)**	**144**	**(0-30)**	**SW846 8270C**
4,6-Dinitro- 2-methylphenol	**0.0 DIL,a**	**(30 - 135)**			**SW846 8270C**
	53 DIL,p	**(30 - 135)**	**200**	**(0-39)**	**SW846 8270C**
2,4-Dinitrophenol	**0.0 DIL,a**	**(15 - 130)**			**SW846 8270C**
	88 DIL,p	**(15 - 130)**	**200**	**(0-56)**	**SW846 8270C**
2,6-Dinitrotoluene	**16 DIL,a**	**(50 - 110)**			**SW846 8270C**
	60 DIL,p	**(50 - 110)**	**117**	**(0-39)**	**SW846 8270C**
Di-n-octyl phthalate	**22 DIL,a**	**(40 - 130)**			**SW846 8270C**
	80 DIL,p	**(40 - 130)**	**115**	**(0-29)**	**SW846 8270C**
Fluoranthene	**12 DIL,a**	**(55 - 115)**			**SW846 8270C**
	63 DIL,p	**(55 - 115)**	**138**	**(0-23)**	**SW846 8270C**
Fluorene	**10 DIL,a**	**(50 - 110)**			**SW846 8270C**
	62 DIL,p	**(50 - 110)**	**144**	**(0-29)**	**SW846 8270C**
Hexachlorobenzene	**8.9 DIL,a**	**(45 - 120)**			**SW846 8270C**
	52 DIL,p	**(45 - 120)**	**142**	**(0-29)**	**SW846 8270C**
Hexachlorobutadiene	**10 DIL,a**	**(40 - 115)**			**SW846 8270C**
	51 DIL,p	**(40 - 115)**	**134**	**(0-25)**	**SW846 8270C**
Hexachloroethane	**0.0 DIL,a**	**(35 - 110)**			**SW846 8270C**
	18	**(35 - 110)**	**200**	**(0-29)**	**SW846 8270C**
	Qualifiers: DIL,a,p				
Indeno(1,2,3-cd)pyrene	**8.6 DIL,a**	**(40 - 120)**			**SW846 8270C**
	66 DIL,p	**(40 - 120)**	**154**	**(0-37)**	**SW846 8270C**
Isophorone	**10 DIL,a**	**(45 - 110)**			**SW846 8270C**
	58 DIL,p	**(45 - 110)**	**141**	**(0-30)**	**SW846 8270C**
2-Methylnaphthalene	**13 DIL,a**	**(45 - 105)**			**SW846 8270C**
	75 DIL,p	**(45 - 105)**	**142**	**(0-27)**	**SW846 8270C**
2-Methylphenol	**11 DIL,a**	**(40 - 105)**			**SW846 8270C**
	70 DIL,p	**(40 - 105)**	**147**	**(0-29)**	**SW846 8270C**
Naphthalene	**9.9 DIL,a**	**(40 - 105)**			**SW846 8270C**
	58 DIL,p	**(40 - 105)**	**142**	**(0-25)**	**SW846 8270C**
2-Nitroaniline	**12 DIL,a**	**(45 - 120)**			**SW846 8270C**
	67 DIL,p	**(45 - 120)**	**141**	**(0-39)**	**SW846 8270C**
3-Nitroaniline	**13 DIL,a**	**(25 - 110)**			**SW846 8270C**
	23	**(25 - 110)**	**57**	**(0-45)**	**SW846 8270C**
	Qualifiers: DIL,a,p				

(Continued on next page)

MATRIX SPIKE SAMPLE EVALUATION REPORT

GC/MS Semivolatiles

Client Lot #...: A0B240490 **Work Order #...:** LV2FQ1DR-MS **Matrix.....:** SO
MS Lot-Sample #: A0B240490-020 LV2FQ1DT-MSD

PARAMETER	PERCENT RECOVERY	RECOVERY LIMITS	RPD	RPD LIMITS	METHOD
4-Nitroaniline	**19 DIL,a**	**(35 - 115)**			**SW846 8270C**
	27 DIL,a	**(35 - 115)**	**37**	**(0-44)**	**SW846 8270C**
Nitrobenzene	**9.9 DIL,a**	**(40 - 115)**			**SW846 8270C**
	60 DIL,p	**(40 - 115)**	**143**	**(0-29)**	**SW846 8270C**
2-Nitrophenol	**11 DIL,a**	**(40 - 110)**			**SW846 8270C**
	59 DIL,p	**(40 - 110)**	**139**	**(0-30)**	**SW846 8270C**
N-Nitrosodiphenylamine	**9.3 DIL,a**	**(50 - 115)**			**SW846 8270C**
	56 DIL,p	**(50 - 115)**	**143**	**(0-68)**	**SW846 8270C**
Phenanthrene	**9.7 DIL,a**	**(50 - 110)**			**SW846 8270C**
	58 DIL,p	**(50 - 110)**	**143**	**(0-20)**	**SW846 8270C**
2,4,5-Trichloro- phenol	**11 DIL,a**	**(50 - 110)**			**SW846 8270C**
	66 DIL,p	**(50 - 110)**	**142**	**(0-30)**	**SW846 8270C**
2,4,6-Trichloro- phenol	**9.3 DIL,a**	**(45 - 110)**			**SW846 8270C**
	62 DIL,p	**(45 - 110)**	**148**	**(0-29)**	**SW846 8270C**
Benzyl alcohol	**10 DIL,a**	**(20 - 125)**			**SW846 8270C**
	73 DIL,p	**(20 - 125)**	**150**	**(0-20)**	**SW846 8270C**
bis(2-Chloroisopropyl) ether	**11 DIL,a**	**(20 - 115)**			**SW846 8270C**
	61 DIL,p	**(20 - 115)**	**140**	**(0-27)**	**SW846 8270C**
3-Methylphenol & 4-Methylphenol	**10 DIL,a**	**(40 - 105)**			**SW846 8270C**
	69 DIL,p	**(40 - 105)**	**149**	**(0-49)**	**SW846 8270C**
N-Nitrosodimethylamine	**8.4 DIL,a**	**(20 - 115)**			**SW846 8270C**
	51 DIL,p	**(20 - 115)**	**143**	**(0-47)**	**SW846 8270C**
1,2-Diphenylhydrazine (as Azobenzene)	**8.9 DIL**	**(1.0- 175)**			**SW846 8270C**
	55 DIL,p	**(1.0- 175)**	**144**	**(0-20)**	**SW846 8270C**

SURROGATE	PERCENT RECOVERY	RECOVERY LIMITS
2-Fluorobiphenyl	9.9	(45 - 105)
	Qualifiers: DIL,*	
	53 DIL	(45 - 105)
2-Fluorophenol	12	(35 - 105)
	Qualifiers: DIL,*	
	63 DIL	(35 - 105)

(Continued on next page)

MATRIX SPIKE SAMPLE EVALUATION REPORT

GC/MS Semivolatiles

Client Lot #...: A0B240490 **Work Order #...:** LV2FQ1DR-MS **Matrix.....:** SO
MS Lot-Sample #: A0B240490-020 LV2FQ1DT-MSD

SURROGATE	PERCENT RECOVERY	RECOVERY LIMITS
Phenol-d5	12	(40 - 100)
	Qualifiers: DIL,*	
	67 DIL	(40 - 100)
2,4,6-Tribromophenol	16	(35 - 125)
	Qualifiers: DIL,*	
	70 DIL	(35 - 125)
Nitrobenzene-d5	10	(35 - 100)
	Qualifiers: DIL,*	
	52 DIL	(35 - 100)
Terphenyl-d14	13	(30 - 125)
	Qualifiers: DIL,*	
	73 DIL	(30 - 125)

NOTE(S):

Calculations are performed before rounding to avoid round-off errors in calculated results.

Bold print denotes control parameters

DIL The concentration is estimated or not reported due to dilution or the presence of interfering analytes.

p Relative percent difference (RPD) is outside stated control limits.

Results and reporting limits have been adjusted for dry weight.

a Spiked analyte recovery is outside stated control limits.

* Surrogate recovery is outside stated control limits.

MATRIX SPIKE SAMPLE DATA REPORT

GC/MS Semivolatiles

Client Lot #...: A0B240490 **Work Order #...:** LV2FQ1DR-MS **Matrix.....:** SO
MS Lot-Sample #: A0B240490-020 LV2FQ1DT-MSD
Date Sampled...: 02/23/10 14:00 **Date Received..:** 02/24/10
Prep Date.....: 02/25/10 **Analysis Date..:** 03/11/10
Prep Batch #...: 0056040
Dilution Factor: 4 **Initial Wgt/Vol:** 30.19 g **Final Wgt/Vol..:** 2 mL

PARAMETER	SAMPLE AMOUNT	SPIKE AMT	MEASRD AMOUNT	UNITS	PERCNT RECVRY	RPD	METHOD
Acenaphthene	**ND**	**1500**	**150**	**ug/kg**	**10**		**SW846 8270C**
	Qualifiers: DIL,a						
	ND	**1500**	**850**	**ug/kg**	**57**	**139**	**SW846 8270C**
	Qualifiers: DIL,p						
4-Chloro-3-methylphenol	**ND**	**1500**		**ug/kg**	**12**		**SW846 8270C**
	Qualifiers: DIL,a						
	ND	**1500**	**1100**	**ug/kg**	**74**	**146**	**SW846 8270C**
	Qualifiers: DIL,p						
2-Chlorophenol	**ND**	**1500**		**ug/kg**	**9.9**		**SW846 8270C**
	Qualifiers: DIL,a						
	ND	**1500**	**930**	**ug/kg**	**63**	**146**	**SW846 8270C**
	Qualifiers: DIL,p						
1,4-Dichlorobenzene	**ND**	**1500**		**ug/kg**	**10**		**SW846 8270C**
	Qualifiers: DIL,a						
	ND	**1500**	**840**	**ug/kg**	**57**	**138**	**SW846 8270C**
	Qualifiers: DIL,p						
2,4-Dinitrotoluene	**ND**	**1500**	**0.0**	**ug/kg**	**0.0**		**SW846 8270C**
	Qualifiers: DIL,a						
	ND	**1500**	**920**	**ug/kg**	**62**	**200**	**SW846 8270C**
	Qualifiers: DIL,p						
4-Nitrophenol	**ND**	**1500**	**0.0**	**ug/kg**	**0.0**		**SW846 8270C**
	Qualifiers: DIL,a						
	ND	**1500**	**1400**	**ug/kg**	**97**	**200**	**SW846 8270C**
	Qualifiers: DIL,p						
N-Nitrosodi-n-propyl- amine	**ND**	**1500**		**ug/kg**	**9.9**		**SW846 8270C**
	Qualifiers: DIL,a						
	ND	**1500**	**1000**	**ug/kg**	**67**	**149**	**SW846 8270C**
	Qualifiers: DIL,p						
Pentachlorophenol	**ND**	**1500**	**890**	**ug/kg**	**60 DIL**		**SW846 8270C**
	ND	**1500**	**1600**	**ug/kg**	**108**	**57**	**SW846 8270C**
	Qualifiers: DIL						
Phenol	**ND**	**1500**		**ug/kg**	**11**		**SW846 8270C**
	Qualifiers: DIL,a						
	ND	**1500**	**1000**	**ug/kg**	**68**	**143**	**SW846 8270C**
	Qualifiers: DIL,p						
Pyrene	**ND**	**1500**	**170**	**ug/kg**	**11**		**SW846 8270C**
	Qualifiers: DIL,a						
	ND	**1500**	**1000**	**ug/kg**	**68**	**144**	**SW846 8270C**
	Qualifiers: DIL,p						

(Continued on next page)

MATRIX SPIKE SAMPLE DATA REPORT

GC/MS Semivolatiles

Client Lot #...: A0B240490 **Work Order #...:** LV2FQ1DR-MS **Matrix.....:** SO
MS Lot-Sample #: A0B240490-020 LV2FQ1DT-MSD

PARAMETER	SAMPLE AMOUNT	SPIKE AMT	MEASRD AMOUNT	UNITS	PERCNT RECVRY	RPD	METHOD
1,2,4-Trichloro- benzene	**ND**	**1500**		**ug/kg**	**10**		**SW846 8270C**
		Qualifiers: DIL,a					
	ND	**1500**	**820**	**ug/kg**	**55**	**138**	**SW846 8270C**
		Qualifiers: DIL,p					
bis(2-Ethylhexyl) phthalate	**ND**	**1500**	**300**	**ug/kg**	**20**		**SW846 8270C**
		Qualifiers: DIL,a					
	ND	**1500**	**1300**	**ug/kg**	**88**	**126**	**SW846 8270C**
		Qualifiers: DIL,p					
Acenaphthylene	**ND**	**1500**	**130**	**ug/kg**	**9.0**		**SW846 8270C**
		Qualifiers: DIL,a					
	ND	**1500**	**890**	**ug/kg**	**60**	**148**	**SW846 8270C**
		Qualifiers: DIL,p					
Anthracene	**ND**	**1500**	**140**	**ug/kg**	**9.5**		**SW846 8270C**
		Qualifiers: DIL,a					
	ND	**1500**	**890**	**ug/kg**	**60**	**145**	**SW846 8270C**
		Qualifiers: DIL,p					
Benzo(a)anthracene	**ND**	**1500**	**320**	**ug/kg**	**22**		**SW846 8270C**
		Qualifiers: DIL,a					
	ND	**1500**	**1000**	**ug/kg**	**68**	**103**	**SW846 8270C**
		Qualifiers: DIL,p					
Benzo(b)fluoranthene	**ND**	**1500**	**190**	**ug/kg**	**13**		**SW846 8270C**
		Qualifiers: DIL,a					
	ND	**1500**	**1100**	**ug/kg**	**75**	**142**	**SW846 8270C**
		Qualifiers: DIL,p					
Benzo(k)fluoranthene	**ND**	**1500**	**170**	**ug/kg**	**11**		**SW846 8270C**
		Qualifiers: DIL,a					
	ND	**1500**	**870**	**ug/kg**	**59**	**136**	**SW846 8270C**
		Qualifiers: DIL,p					
Benzo(ghi)perylene	**ND**	**1500**	**150**	**ug/kg**	**10**		**SW846 8270C**
		Qualifiers: DIL,a					
	ND	**1500**	**620**	**ug/kg**	**41**	**122**	**SW846 8270C**
		Qualifiers: DIL,p					
Benzo(a)pyrene	**ND**	**1500**	**140**	**ug/kg**	**9.6**		**SW846 8270C**
		Qualifiers: DIL,a					
	ND	**1500**	**890**	**ug/kg**	**60**	**145**	**SW846 8270C**
		Qualifiers: DIL,p					
bis(2-Chloroethoxy) methane	**ND**	**1500**		**ug/kg**	**10**		**SW846 8270C**
		Qualifiers: DIL,a					
	ND	**1500**	**900**	**ug/kg**	**60**	**141**	**SW846 8270C**
		Qualifiers: DIL,p					

(Continued on next page)

MATRIX SPIKE SAMPLE DATA REPORT

GC/MS Semivolatiles

Client Lot #...: A0B240490 **Work Order #...:** LV2FQ1DR-MS **Matrix.....:** SO
MS Lot-Sample #: A0B240490-020 LV2FQ1DT-MSD

PARAMETER	SAMPLE AMOUNT	SPIKE AMT	MEASRD AMOUNT	UNITS	PERCNT RECVRY	RPD	METHOD
bis(2-Chloroethyl)- ether	**ND**	**1500**	**150**	**ug/kg**	**10**		**SW846 8270C**
		Qualifiers: DIL,a					
	ND	**1500**	**890**	**ug/kg**	**60**	**142**	**SW846 8270C**
		Qualifiers: DIL,p					
4-Bromophenyl phenyl ether	**ND**	**1500**	**140**	**ug/kg**	**9.2**		**SW846 8270C**
		Qualifiers: DIL,a					
	ND	**1500**	**800**	**ug/kg**	**54**	**142**	**SW846 8270C**
		Qualifiers: DIL,p					
Butyl benzyl phthalate	**ND**	**1500**	**180**	**ug/kg**	**12**		**SW846 8270C**
		Qualifiers: DIL,a					
	ND	**1500**	**1100**	**ug/kg**	**73**	**144**	**SW846 8270C**
		Qualifiers: DIL,p					
Carbazole	**ND**	**1500**		**ug/kg**	**11**		**SW846 8270C**
		Qualifiers: DIL,a					
	ND	**1500**	**870**	**ug/kg**	**59**	**138**	**SW846 8270C**
		Qualifiers: DIL,p					
4-Chloroaniline	**ND**	**1500**	**0.0**	**ug/kg**	**0.0**		**SW846 8270C**
		Qualifiers: DIL,a					
	ND	**1500**	**180**	**ug/kg**	**12**	**200**	**SW846 8270C**
		Qualifiers: DIL,p					
2-Chloronaphthalene	**ND**	**1500**	**130**	**ug/kg**	**9.0**		**SW846 8270C**
		Qualifiers: DIL,a					
	ND	**1500**	**850**	**ug/kg**	**57**	**145**	**SW846 8270C**
		Qualifiers: DIL,p					
4-Chlorophenyl phenyl ether	**ND**	**1500**	**150**	**ug/kg**	**10**		**SW846 8270C**
		Qualifiers: DIL,a					
	ND	**1500**	**930**	**ug/kg**	**62**	**143**	**SW846 8270C**
		Qualifiers: DIL,p					
Chrysene	**ND**	**1500**	**350**	**ug/kg**	**24**		**SW846 8270C**
		Qualifiers: DIL,a					
	ND	**1500**	**840**	**ug/kg**	**56**	**82**	**SW846 8270C**
		Qualifiers: DIL,p					
Dibenzo(a,h)anthracene	**ND**	**1500**	**260**	**ug/kg**	**17**		**SW846 8270C**
		Qualifiers: DIL,a					
	ND	**1500**	**1000**	**ug/kg**	**68**	**119**	**SW846 8270C**
		Qualifiers: DIL,p					
Dibenzofuran	**ND**	**1500**		**ug/kg**	**9.6**		**SW846 8270C**
		Qualifiers: DIL,a					
	ND	**1500**	**890**	**ug/kg**	**60**	**145**	**SW846 8270C**
		Qualifiers: DIL,p					
Di-n-butyl phthalate	**ND**	**1500**	**170**	**ug/kg**	**12**		**SW846 8270C**
		Qualifiers: DIL,a					
	ND	**1500**	**980**	**ug/kg**	**66**	**139**	**SW846 8270C**
		Qualifiers: DIL,p					

(Continued on next page)

MATRIX SPIKE SAMPLE DATA REPORT

GC/MS Semivolatiles

Client Lot #...: A0B240490 **Work Order #...:** LV2FQ1DR-MS **Matrix.....:** SO
MS Lot-Sample #: A0B240490-020 LV2FQ1DT-MSD

PARAMETER	SAMPLE AMOUNT	SPIKE AMT	MEASRD AMOUNT	UNITS	PERCNT RECVRY	RPD	METHOD
1,2-Dichlorobenzene	**ND**	**1500**	**140**	**ug/kg**	**9.6**		**SW846 8270C**
		Qualifiers: DIL,a					
	ND	**1500**	**820**	**ug/kg**	**55**	**141**	**SW846 8270C**
		Qualifiers: DIL,p					
1,3-Dichlorobenzene	**ND**	**1500**	**140**	**ug/kg**	**9.7**		**SW846 8270C**
		Qualifiers: DIL,a					
	ND	**1500**	**790**	**ug/kg**	**53**	**138**	**SW846 8270C**
		Qualifiers: DIL,p					
3,3'-Dichlorobenzidine	**ND**	**1500**	**0.0**	**ug/kg**	**0.0**		**SW846 8270C**
		Qualifiers: DIL,a					
	ND	**1500**	**0.0**	**ug/kg**	**0.0**	**0.0**	**SW846 8270C**
		Qualifiers: DIL,a					
2,4-Dichlorophenol	**ND**	**1500**		**ug/kg**	**8.4**		**SW846 8270C**
		Qualifiers: DIL,a					
	ND	**1500**	**1000**	**ug/kg**	**68**	**156**	**SW846 8270C**
		Qualifiers: DIL,p					
Diethyl phthalate	**ND**	**1500**	**160**	**ug/kg**	**10**		**SW846 8270C**
		Qualifiers: DIL,a					
	ND	**1500**	**950**	**ug/kg**	**64**	**144**	**SW846 8270C**
		Qualifiers: DIL,p					
2,4-Dimethylphenol	**ND**	**1500**		**ug/kg**	**10**		**SW846 8270C**
		Qualifiers: DIL,a					
	ND	**1500**	**990**	**ug/kg**	**66**	**148**	**SW846 8270C**
		Qualifiers: DIL,p					
Dimethyl phthalate	**ND**	**1500**	**150**	**ug/kg**	**10**		**SW846 8270C**
		Qualifiers: DIL,a					
	ND	**1500**	**910**	**ug/kg**	**61**	**144**	**SW846 8270C**
		Qualifiers: DIL,p					
4,6-Dinitro- 2-methylphenol	**ND**	**1500**	**0.0**	**ug/kg**	**0.0**		**SW846 8270C**
		Qualifiers: DIL,a					
	ND	**1500**	**780**	**ug/kg**	**53**	**200**	**SW846 8270C**
		Qualifiers: DIL,p					
2,4-Dinitrophenol	**ND**	**1500**	**0.0**	**ug/kg**	**0.0**		**SW846 8270C**
		Qualifiers: DIL,a					
	ND	**1500**	**1300**	**ug/kg**	**88**	**200**	**SW846 8270C**
		Qualifiers: DIL,p					
2,6-Dinitrotoluene	**ND**	**1500**	**230**	**ug/kg**	**16**		**SW846 8270C**
		Qualifiers: DIL,a					
	ND	**1500**	**890**	**ug/kg**	**60**	**117**	**SW846 8270C**
		Qualifiers: DIL,p					
Di-n-octyl phthalate	**ND**	**1500**	**320**	**ug/kg**	**22**		**SW846 8270C**
		Qualifiers: DIL,a					
	ND	**1500**	**1200**	**ug/kg**	**80**	**115**	**SW846 8270C**
		Qualifiers: DIL,p					

(Continued on next page)

MATRIX SPIKE SAMPLE DATA REPORT

GC/MS Semivolatiles

Client Lot #...: A0B240490 **Work Order #...:** LV2FQ1DR-MS **Matrix.....:** SO
MS Lot-Sample #: A0B240490-020 LV2FQ1DT-MSD

PARAMETER	SAMPLE AMOUNT	SPIKE AMT	MEASRD AMOUNT	UNITS	PERCNT RECVRY	RPD	METHOD
Fluoranthene	**ND**	**1500**	**170**	**ug/kg**	**12**		**SW846 8270C**
		Qualifiers: DIL,a					
	ND	**1500**	**940**	**ug/kg**	**63**	**138**	**SW846 8270C**
		Qualifiers: DIL,p					
Fluorene	**ND**	**1500**	**150**	**ug/kg**	**10**		**SW846 8270C**
		Qualifiers: DIL,a					
	ND	**1500**	**930**	**ug/kg**	**62**	**144**	**SW846 8270C**
		Qualifiers: DIL,p					
Hexachlorobenzene	**ND**	**1500**	**130**	**ug/kg**	**8.9**		**SW846 8270C**
		Qualifiers: DIL,a					
	ND	**1500**	**780**	**ug/kg**	**52**	**142**	**SW846 8270C**
		Qualifiers: DIL,p					
Hexachlorobutadiene	**ND**	**1500**		**ug/kg**	**10**		**SW846 8270C**
		Qualifiers: DIL,a					
	ND	**1500**	**750**	**ug/kg**	**51**	**134**	**SW846 8270C**
		Qualifiers: DIL,p					
Hexachloroethane	**ND**	**1500**	**0.0**	**ug/kg**	**0.0**		**SW846 8270C**
		Qualifiers: DIL,a					
	ND	**1500**	**270**	**ug/kg**	**18**	**200**	**SW846 8270C**
		Qualifiers: DIL,a,p					
Indeno(1,2,3-cd)pyrene	**ND**	**1500**	**130**	**ug/kg**	**8.6**		**SW846 8270C**
		Qualifiers: DIL,a					
	ND	**1500**	**980**	**ug/kg**	**66**	**154**	**SW846 8270C**
		Qualifiers: DIL,p					
Isophorone	**ND**	**1500**	**150**	**ug/kg**	**10**		**SW846 8270C**
		Qualifiers: DIL,a					
	ND	**1500**	**860**	**ug/kg**	**58**	**141**	**SW846 8270C**
		Qualifiers: DIL,p					
2-Methylnaphthalene	**ND**	**1500**	**190**	**ug/kg**	**13**		**SW846 8270C**
		Qualifiers: DIL,a					
	ND	**1500**	**1100**	**ug/kg**	**75**	**142**	**SW846 8270C**
		Qualifiers: DIL,p					
2-Methylphenol	**ND**	**1500**		**ug/kg**	**11**		**SW846 8270C**
		Qualifiers: DIL,a					
	ND	**1500**	**1000**	**ug/kg**	**70**	**147**	**SW846 8270C**
		Qualifiers: DIL,p					
Naphthalene	**ND**	**1500**	**150**	**ug/kg**	**9.9**		**SW846 8270C**
		Qualifiers: DIL,a					
	ND	**1500**	**860**	**ug/kg**	**58**	**142**	**SW846 8270C**
		Qualifiers: DIL,p					
2-Nitroaniline	**ND**	**1500**	**170**	**ug/kg**	**12**		**SW846 8270C**
		Qualifiers: DIL,a					
	ND	**1500**	**990**	**ug/kg**	**67**	**141**	**SW846 8270C**
		Qualifiers: DIL,p					

(Continued on next page)

MATRIX SPIKE SAMPLE DATA REPORT

GC/MS Semivolatiles

Client Lot #...: A0B240490 **Work Order #...:** LV2FQ1DR-MS **Matrix.....:** SO
MS Lot-Sample #: A0B240490-020 LV2FQ1DT-MSD

PARAMETER	SAMPLE AMOUNT	SPIKE AMT	MEASRD AMOUNT	UNITS	PERCNT RECVRY	RPD	METHOD
3-Nitroaniline	**ND**	**1500**	**190**	**ug/kg**	**13**		**SW846 8270C**
	Qualifiers: DIL,a						
	ND	**1500**	**340**	**ug/kg**	**23**	**57**	**SW846 8270C**
	Qualifiers: DIL,a,p						
4-Nitroaniline	**ND**	**1500**	**280**	**ug/kg**	**19**		**SW846 8270C**
	Qualifiers: DIL,a						
	ND	**1500**	**410**	**ug/kg**	**27**	**37**	**SW846 8270C**
	Qualifiers: DIL,a						
Nitrobenzene	**ND**	**1500**	**150**	**ug/kg**	**9.9**		**SW846 8270C**
	Qualifiers: DIL,a						
	ND	**1500**	**890**	**ug/kg**	**60**	**143**	**SW846 8270C**
	Qualifiers: DIL,p						
2-Nitrophenol	**ND**	**1500**		**ug/kg**	**11**		**SW846 8270C**
	Qualifiers: DIL,a						
	ND	**1500**	**870**	**ug/kg**	**59**	**139**	**SW846 8270C**
	Qualifiers: DIL,p						
N-Nitrosodiphenylamine	**ND**	**1500**		**ug/kg**	**9.3**		**SW846 8270C**
	Qualifiers: DIL,a						
	ND	**1500**	**830**	**ug/kg**	**56**	**143**	**SW846 8270C**
	Qualifiers: DIL,p						
Phenanthrene	**ND**	**1500**	**140**	**ug/kg**	**9.7**		**SW846 8270C**
	Qualifiers: DIL,a						
	ND	**1500**	**870**	**ug/kg**	**58**	**143**	**SW846 8270C**
	Qualifiers: DIL,p						
2,4,5-Trichloro- phenol	**ND**	**1500**		**ug/kg**	**11**		**SW846 8270C**
	Qualifiers: DIL,a						
	ND	**1500**	**980**	**ug/kg**	**66**	**142**	**SW846 8270C**
	Qualifiers: DIL,p						
2,4,6-Trichloro- phenol	**ND**	**1500**		**ug/kg**	**9.3**		**SW846 8270C**
	Qualifiers: DIL,a						
	ND	**1500**	**920**	**ug/kg**	**62**	**148**	**SW846 8270C**
	Qualifiers: DIL,p						
Benzyl alcohol	**ND**	**1500**		**ug/kg**	**10**		**SW846 8270C**
	Qualifiers: DIL,a						
	ND	**1500**	**1100**	**ug/kg**	**73**	**150**	**SW846 8270C**
	Qualifiers: DIL,p						
bis(2-Chloroisopropyl) ether	**ND**	**1500**	**160**	**ug/kg**	**11**		**SW846 8270C**
	Qualifiers: DIL,a						
	ND	**1500**	**910**	**ug/kg**	**61**	**140**	**SW846 8270C**
	Qualifiers: DIL,p						

(Continued on next page)

MATRIX SPIKE SAMPLE DATA REPORT

GC/MS Semivolatiles

Client Lot #...: A0B240490 **Work Order #...:** LV2FQ1DR-MS **Matrix.....:** SO
MS Lot-Sample #: A0B240490-020 LV2FQ1DT-MSD

PARAMETER	SAMPLE AMOUNT	SPIKE AMT	MEASRD AMOUNT	UNITS	PERCNT RECVRY	RPD	METHOD
3-Methylphenol &	**ND**	**3000**	**300**	**ug/kg**	**10**		**SW846 8270C**
4-Methylphenol	Qualifiers: DIL,a						
	ND	**3000**	**2100**	**ug/kg**	**69**	**149**	**SW846 8270C**
	Qualifiers: DIL,p						
N-Nitrosodimethylamine	**ND**	**1500**		**ug/kg**	**8.4**		**SW846 8270C**
	Qualifiers: DIL,a						
	ND	**1500**	**750**	**ug/kg**	**51**	**143**	**SW846 8270C**
	Qualifiers: DIL,p						
1,2-Diphenylhydrazine	**ND**	**1500**		**ug/kg**	**8.9**		**SW846 8270C**
(as Azobenzene)	Qualifiers: DIL						
	ND	**1500**	**820**	**ug/kg**	**55**	**144**	**SW846 8270C**
	Qualifiers: DIL,p						

SURROGATE	PERCENT RECOVERY	RECOVERY LIMITS
2-Fluorobiphenyl	9.9	(45 - 105)
	Qualifiers: DIL,*	
	53 DIL	(45 - 105)
2-Fluorophenol	12	(35 - 105)
	Qualifiers: DIL,*	
	63 DIL	(35 - 105)
Phenol-d5	12	(40 - 100)
	Qualifiers: DIL,*	
	67 DIL	(40 - 100)
2,4,6-Tribromophenol	16	(35 - 125)
	Qualifiers: DIL,*	
	70 DIL	(35 - 125)
Nitrobenzene-d5	10	(35 - 100)
	Qualifiers: DIL,*	
	52 DIL	(35 - 100)
Terphenyl-d14	13	(30 - 125)
	Qualifiers: DIL,*	
	73 DIL	(30 - 125)

NOTE(S):

Calculations are performed before rounding to avoid round-off errors in calculated results.

Bold print denotes control parameters

DIL The concentration is estimated or not reported due to dilution or the presence of interfering analytes.

p Relative percent difference (RPD) is outside stated control limits.

Results and reporting limits have been adjusted for dry weight.

a Spiked analyte recovery is outside stated control limits.

* Surrogate recovery is outside stated control limits.

TestAmerica North Canton

Semivolatile REPORT SW-846 Method 8270

Data file : \\cansvr11\dd\chem\MSS\a4ag2.i\00311A.b\LV2FQ1DR.D
Lab Smp Id: LV2FQ1DR Client Smp ID: CPCSS-043-5021-SO
Inj Date : 11-MAR-2010 11:43
Operator : 046900 Inst ID: a4ag2.i
Smp Info : LV2FQ1DR,00311A.b,8270C-625,3-827042.SUB
Misc Info :
Comment   :
Method   : \\cansvr11\dd\chem\MSS\a4ag2.i\00311A.b\8270C-625.m
Meth Date : 12-Mar-2010 07:09 hulat Quant Type: ISTD
Cal Date : 10-MAR-2010 09:48 Cal File: 2SML0310.D
Als bottle: 16 QC Sample: MS
Dil Factor: 4.00000
Integrator: HP RTE Compound Sublist: 3-827042.SUB
Target Version: 4.14
Processing Host: CANPMSSV04

Concentration Formula: Amt * DF * Uf * Vt/(Vi * Ws) * CpndVariable

Name	Value	Description
DF	4.000	Dilution Factor
Uf	1.000	ng unit correction factor
Vt	2000.000	Volume of final extract (uL)(1000 low, 2
Vi	0.50000	Volume injected (uL)
Ws	30.190	Weight of sample extracted (g)
Cpnd Variable		Local Compound Variable

	Compounds	QUANT SIG MASS	RT	EXP RT	REL RT	RESPONSE	CONCENTRATIONS ON-COLUMN (NG)	FINAL (ug/kg)
* 1	1,4-Dichlorobenzene-d4	152	3.463	3.463	(1.000)	170188	2.00000	(Q)
* 2	Naphthalene-d8	136	4.357	4.357	(1.000)	720910	2.00000	
* 3	Acenaphthene-d10	164	5.645	5.639	(1.000)	460119	2.00000	
* 4	Phenanthrene-d10	188	6.757	6.739	(1.000)	806078	2.00000	
* 5	Chrysene-d12	240	8.792	8.745	(1.000)	964617	2.00000	
* 6	Perylene-d12	264	10.339	10.180	(1.000)	851099	2.00000	(H)
198	1,4-Dioxane	88	1.645	1.663	(0.475)	3427	0.07032	37.268(QRM)
9	Pyridine	79	Compound Not Detected.					
10	N-Nitrosodimethylamine	74	1.810	1.822	(0.523)	7123	0.10488	55.585(QRM)
12	3-Chloropropionitrile	54	Compound Not Detected.					
209	Benzaldehyde	77	3.169	3.169	(0.915)	10825	0.13816	73.220
21	Aniline	93	Compound Not Detected.					
22	Phenol	94	3.186	3.180	(0.920)	19053	0.14209	75.304
23	bis(2-Chloroethyl)ether	93	3.251	3.257	(0.939)	14476	0.12640	66.988
24	2-Chlorophenol	128	3.322	3.322	(0.959)	13435	0.12340	65.398(R)
26	1,3-Dichlorobenzene	146	3.427	3.427	(0.990)	13190	0.12070	63.967(R)
27	1,4-Dichlorobenzene	146	3.474	3.475	(1.003)	14272	0.12982	68.802
28	1,2-Dichlorobenzene	146	3.586	3.586	(1.036)	12757	0.12030	63.757(R)

29 Benzyl Alcohol	108	3.539	3.533 (1.022)	9206	0.13111	69.486
30 2-Methylphenol	108	3.604	3.598 (1.041)	13097	0.13313	70.556

	Compounds	QUANT SIG MASS	RT	EXP RT	REL RT	RESPONSE	CONCENTRATIONS ON-COLUMN (NG)	FINAL (ug/kg)
31	bis(2-Chloroisopropyl)ether	45	3.622	3.622	(1.046)	19509	0.13525	71.677
37	Acetophenone	105	3.727	3.727	(1.076)	19932	0.13501	71.550
32	N-Nitroso-di-n-propylamine	70	3.716	3.716	(1.073)	10835	0.12420	65.821(QRM)
192	4-Methylphenol	108	3.710	3.698	(1.071)	26090	0.25404	134.64
34	Hexachloroethane	117	Compound Not Detected.					
35	Nitrobenzene	77	3.851	3.851	(0.884)	15984	0.12412	65.782(R)
41	Isophorone	82	4.010	4.010	(0.920)	29434	0.12638	66.978
42	2-Nitrophenol	139	4.074	4.075	(0.935)	7671	0.13291	70.437(Q)
43	2,4-Dimethylphenol	107	4.086	4.075	(0.938)	14558	0.12547	66.496
44	bis(2-Chloroethoxy)methane	93	4.145	4.145	(0.951)	16539	0.12962	68.698
46	2,4-Toluenediamene	121	Compound Not Detected.					
47	1,3,5-Trichlorobenzene	180	4.310	4.086	(0.989)	11655	0.12254	64.946
48	2,4-Dichlorophenol	162	4.251	4.239	(0.976)	8557	0.10548	55.899(R)
49	Benzoic Acid	122	4.139	4.157	(0.950)	3558	0.85822	454.84(Q)
50	1,2,4-Trichlorobenzene	180	4.310	4.310	(0.989)	11655	0.12547	66.494
51	Naphthalene	128	4.374	4.374	(1.004)	40818	0.12348	65.439(R)
52	4-Chloroaniline	127	Compound Not Detected.					
56	Hexachlorobutadiene	225	4.457	4.457	(1.023)	6769	0.12513	66.314
210	Caprolactam	113	4.651	4.651	(1.067)	4185	0.12180	64.550(QR)
57	1,2,3-Trichlorobenzene	180	Compound Not Detected.					
59	4-Chloro-3-Methylphenol	107	4.745	4.727	(1.089)	13936	0.14418	76.409
62	2-Methylnaphthalene	142	4.874	4.869	(1.119)	28138	0.15760	83.526
63	1-Methylnaphthalene	142	4.951	4.945	(1.136)	27204	0.13282	70.394
64	Hexachlorocyclopentadiene	237	Compound Not Detected.					
66	2,4,6-Trichlorophenol	196	5.080	5.069	(0.900)	8135	0.11627	61.619(R)
67	2,4,5-Trichlorophenol	196	5.116	5.098	(0.906)	10182	0.13842	73.358
211	1,1'-Biphenyl	154	5.210	5.204	(0.923)	36508	0.11351	60.158(R)
68	1,2,3,5-Tetrachlorobenzene	216	Compound Not Detected.					
70	2-Chloronaphthalene	162	5.233	5.233	(0.927)	25655	0.11291	59.842(R)
73	2-Nitroaniline	65	5.298	5.286	(0.939)	11728	0.14381	76.217(QM)
74	1,2,3,4-Tetrachlorobenzene	216	Compound Not Detected.					
76	Dimethylphthalate	163	5.410	5.404	(0.958)	33678	0.12617	66.866
78	2,6-Dinitrotoluene	165	5.463	5.457	(0.968)	11351	0.19489	103.28(Q)
79	Acenaphthylene	152	5.545	5.539	(0.982)	42557	0.11311	59.943(R)
80	1,2-Dinitrobenzene	168	5.510	5.504	(0.976)	3174	0.10850	57.501(R)
81	3-Nitroaniline	138	5.604	5.586	(0.993)	5390	0.16124	85.455
82	Acenaphthene	153	5.668	5.663	(1.004)	31807	0.12982	68.803(Q)
83	2,4-Dinitrophenol	184	Compound Not Detected.					
85	4-Nitrophenol	109	Compound Not Detected.					
86	Dibenzofuran	168	5.792	5.792	(1.026)	39748	0.11947	63.315(R)
87	2,4-Dinitrotoluene	165	Compound Not Detected.					
91	2,3,5,6-Tetrachlorophenol	232	5.863	5.839	(1.039)	7496	0.11712	62.069(R)
93	Diethylphthalate	149	5.921	5.921	(1.049)	37199	0.13078	69.313
94	Fluorene	166	6.051	6.045	(1.072)	35844	0.12832	68.008
95	4-Chlorophenyl-phenylether	204	6.027	6.021	(1.068)	16714	0.12974	68.762
96	4-Nitroaniline	138	6.063	6.039	(1.074)	8779	0.23507	124.58
98	4,6-Dinitro-2-methylphenol	198	Compound Not Detected.					
99	N-Nitrosodiphenylamine	169	6.115	6.110	(0.905)	24369	0.11619	61.581(R)
100	1,2-Diphenylhydrazine	77	6.151	6.145	(0.910)	41178	0.11122	58.944
106	4-Bromophenyl-phenylether	248	6.398	6.386	(0.947)	9117	0.11445	60.654(R)
107	Hexachlorobenzene	284	6.468	6.457	(0.957)	9184	0.11086	58.754(R)
212	Atrazine	200	6.510	6.486	(0.963)	10968	0.20618	109.27(Q)

111 Pentachlorophenol	266	6.633	6.592 (0.982)	6134	0.74906	396.98
115 Phenanthrene	178	6.774	6.757 (1.003)	52306	0.12187	64.589(R)

	Compounds	QUANT SIG MASS	RT	EXP RT	REL RT	RESPONSE	CONCENTRATIONS ON-COLUMN (NG)	FINAL (ug/kg)
116	Anthracene	178	6.810	6.798	(1.008)	51215	0.11892	63.024(R)
119	Carbazole	167	6.927	6.904	(1.025)	54612	0.13554	71.835
120	Di-n-Butylphthalate	149	7.133	7.121	(1.056)	74761	0.14730	78.063
123	Fluoranthene	202	7.674	7.645	(1.136)	63903	0.14437	76.515(M)
124	Benzidine	184	Compound Not Detected.					
125	Pyrene	202	7.851	7.821	(0.893)	65923	0.13922	73.782(QM)
131	Butylbenzylphthalate	149	8.286	8.262	(0.942)	33879	0.14983	79.407(QM)
133	3,3'-Dimethoxybenzidine	244	Compound Not Detected.					
135	3,3'-Dichlorobenzidine	252	Compound Not Detected.					
136	Benzo(a)Anthracene	228	8.792	8.739	(1.000)	132291	0.27293	144.65
137	Chrysene	228	8.792	8.768	(1.000)	129517	0.29538	156.54(M)
138	4,4'-Methylene bis(o-chloroan	231	Compound Not Detected.					
139	bis(2-ethylhexyl)Phthalate	149	8.721	8.692	(0.992)	81728	0.24968	132.32
140	Di-n-octylphthalate	149	9.298	9.251	(0.899)	70192	0.26910	142.62(M)
141	Benzo(b)fluoranthene	252	9.851	9.739	(0.953)	74758	0.16096	85.307(M)
142	Benzo(k)fluoranthene	252	9.868	9.751	(0.954)	67357	0.14042	74.421(M)
146	Benzo(a)pyrene	252	10.251	10.109	(0.991)	50388	0.11991	63.550(RM)
149	Indeno(1,2,3-cd)pyrene	276	12.180	11.774	(1.178)	53528	0.10783	57.150(RM)
150	Dibenz(a,h)anthracene	278	12.209	11.803	(1.181)	53951	0.21559	114.26(M)
151	Benzo(g,h,i)perylene	276	12.697	12.298	(1.228)	49279	0.12470	66.088(QRM)
$ 154	Nitrobenzene-d5	82	3.839	3.839	(0.881)	17937	0.12547	66.495
$ 155	2-Fluorobiphenyl	172	5.127	5.127	(0.908)	32812	0.12409	65.765
$ 156	Terphenyl-d14	244	7.939	7.910	(0.903)	50008	0.16446	87.158
$ 157	Phenol-d5	99	3.180	3.175	(0.918)	29067	0.22531	119.41
$ 158	2-Fluorophenol	112	2.598	2.592	(0.750)	22068	0.22956	121.66
$ 159	2,4,6-Tribromophenol	330	6.239	6.221	(1.105)	7049	0.30180	159.95
$ 186	2-Chlorophenol-d4	132	3.310	3.310	(0.956)	24171	0.24320	128.89
$ 187	1,2-Dichlorobenzene-d4	152	3.574	3.575	(1.032)	9111	0.13474	71.411
M 195	Cresols, total	100				39187	0.38717	205.19
101	Diphenylamine	169	6.115	6.110	(0.905)	24369	0.11619	61.581

QC Flag Legend

Q - Qualifier signal failed the ratio test.
R - Spike/Surrogate failed recovery limits.
M - Compound response manually integrated.
H - Operator selected an alternate compound hit.

TestAmerica North Canton

INTERNAL STANDARD COMPOUNDS
AREA AND RT SUMMARY

Instrument ID: a4ag2.i
Lab File ID: LV2FQ1DR.D
Lab Smp Id: LV2FQ1DR
Analysis Type: SV
Quant Type: ISTD
Operator: 046900
Method File: \\cansvr11\dd\chem\MSS\a4ag2.i\00311A.b\8270C-625.m
Misc Info:

Calibration Date: 11-MAR-2010
Calibration Time: 07:40
Client Smp ID: CPCSS-043-5021-SO
Level: LOW
Sample Type: SOIL

		AREA LIMIT			
COMPOUND	STANDARD	LOWER	UPPER	SAMPLE	%DIFF
1 1,4-Dichlorobenze	259601	129801	519202	170188	-34.44
2 Naphthalene-d8	1078163	539082	2156326	720910	-33.14
3 Acenaphthene-d10	568794	284397	1137588	460119	-19.11
4 Phenanthrene-d10	913603	456802	1827206	806078	-11.77
5 Chrysene-d12	1135801	567901	2271602	964617	-15.07
6 Perylene-d12	986779	493390	1973558	851099	-13.75

		RT LIMIT			
COMPOUND	STANDARD	LOWER	UPPER	SAMPLE	%DIFF
1 1,4-Dichlorobenze	3.46	2.96	3.96	3.46	-0.00
2 Naphthalene-d8	4.36	3.86	4.86	4.36	-0.00
3 Acenaphthene-d10	5.64	5.14	6.14	5.65	0.10
4 Phenanthrene-d10	6.74	6.24	7.24	6.76	0.26
5 Chrysene-d12	8.75	8.25	9.25	8.79	0.54
6 Perylene-d12	10.18	9.68	10.68	10.34	1.56

AREA UPPER LIMIT = +100% of internal standard area.
AREA LOWER LIMIT = - 50% of internal standard area.
RT UPPER LIMIT = + 0.50 minutes of internal standard RT.
RT LOWER LIMIT = - 0.50 minutes of internal standard RT.

Data File: \\cansvr11\dd\chem\MSS\a4ag2.i\00311A.b\LV2FQ1DR.D

Date : 11-MAR-2010 11:43

Client ID: CPCSS-043-5021-SO

Instrument: a4ag2.i

Sample Info: LV2FQ1DR,00311A.b,8270C-625,3-827042.SUB

Volume Injected (uL): 0.5

Operator: 046900

Column phase: db5.625

Column diameter: 0.32

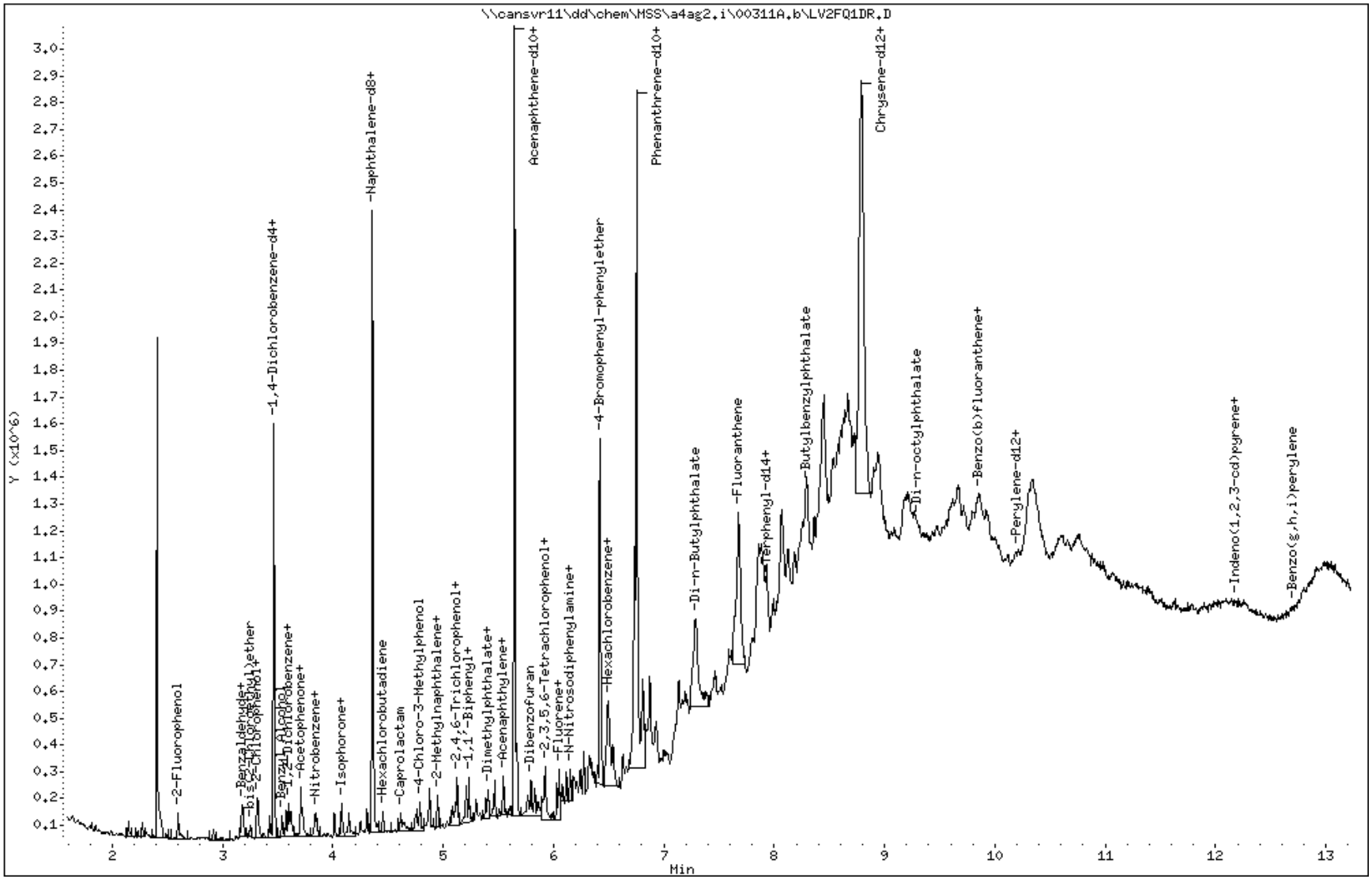

Data File Name: LV2FQ1DR.D
Inj. Date and Time: 11-MAR-2010 11:43
Instrument ID: a4ag2.i
Client ID: CPCSS-043-5021-SO
Compound Name: 1,4-Dioxane
CAS #: 123-91-1
Report Date: 03/12/2010

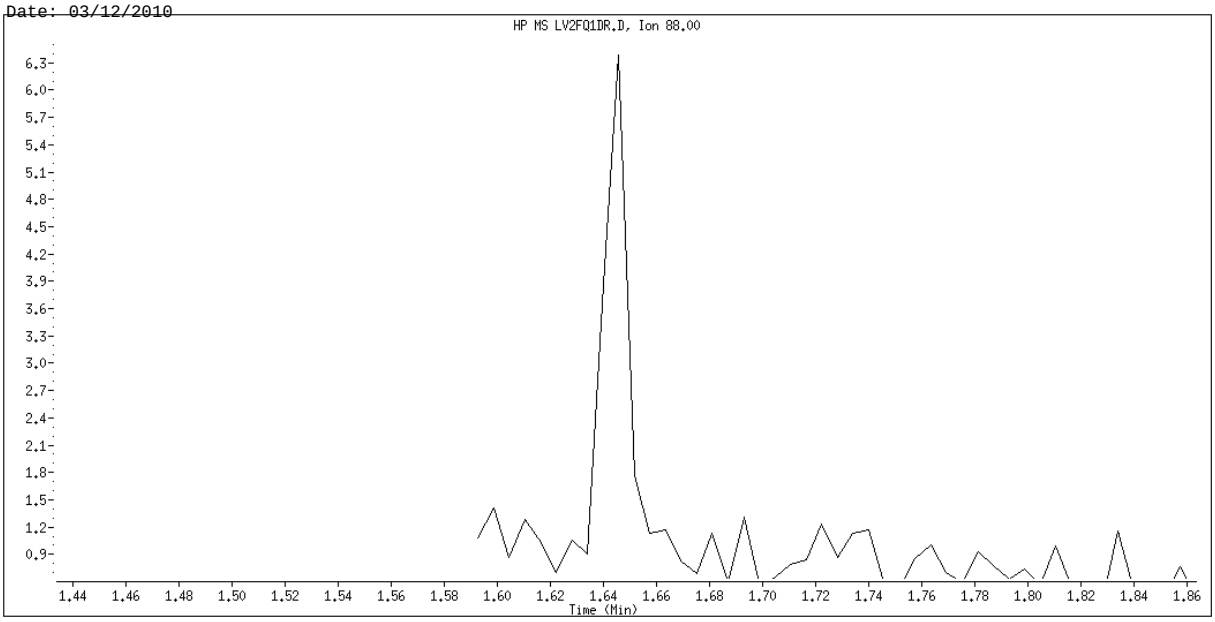

Original Integration

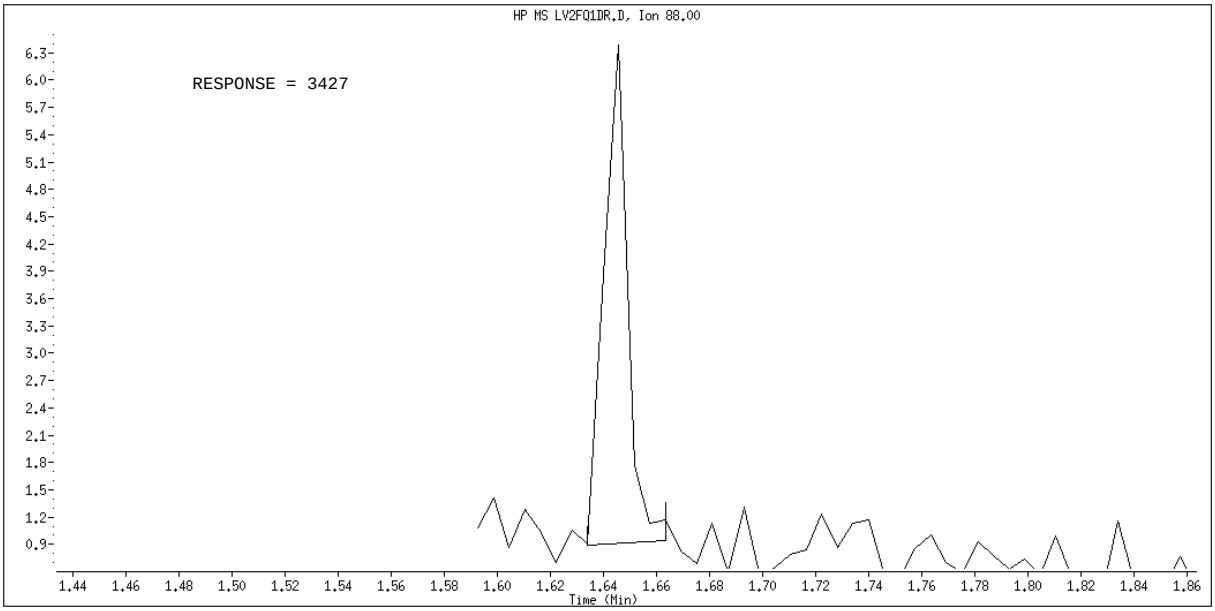

Manual Integration

Manually Integrated By: hulat
Manual Integration Reason: Poor Chromatography

Data File Name: LV2FQ1DR.D
Inj. Date and Time: 11-MAR-2010 11:43
Instrument ID: a4ag2.i
Client ID: CPCSS-043-5021-SO
Compound Name: N-Nitrosodimethylamine
CAS #: 62-75-9
Report Date: 03/12/2010

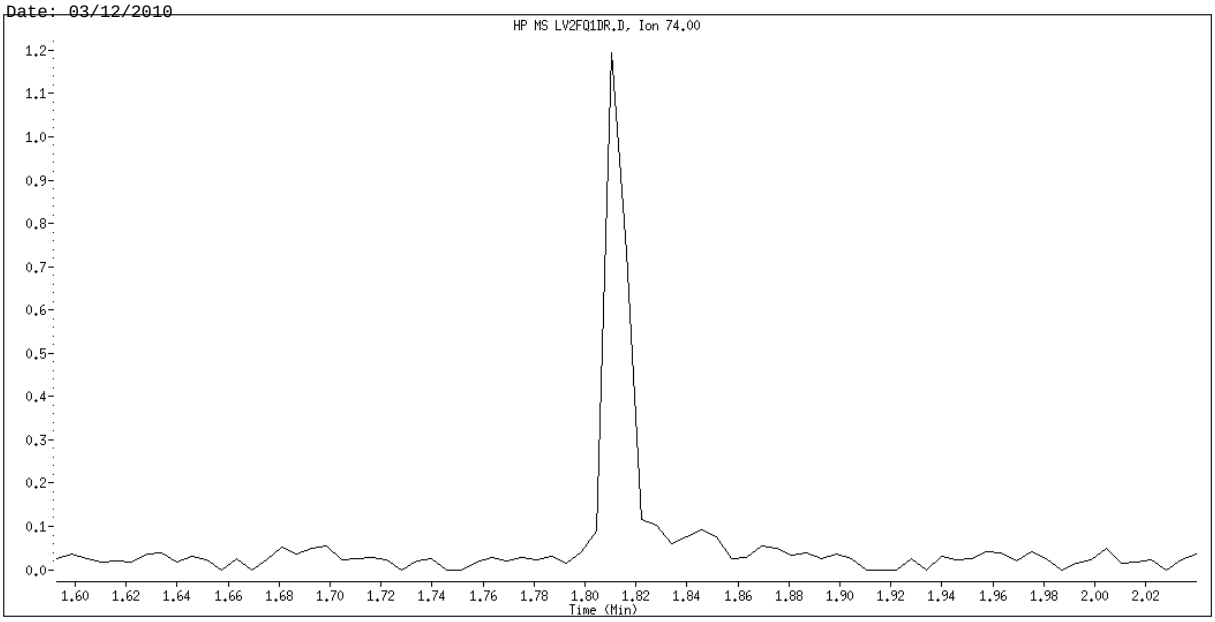

Original Integration

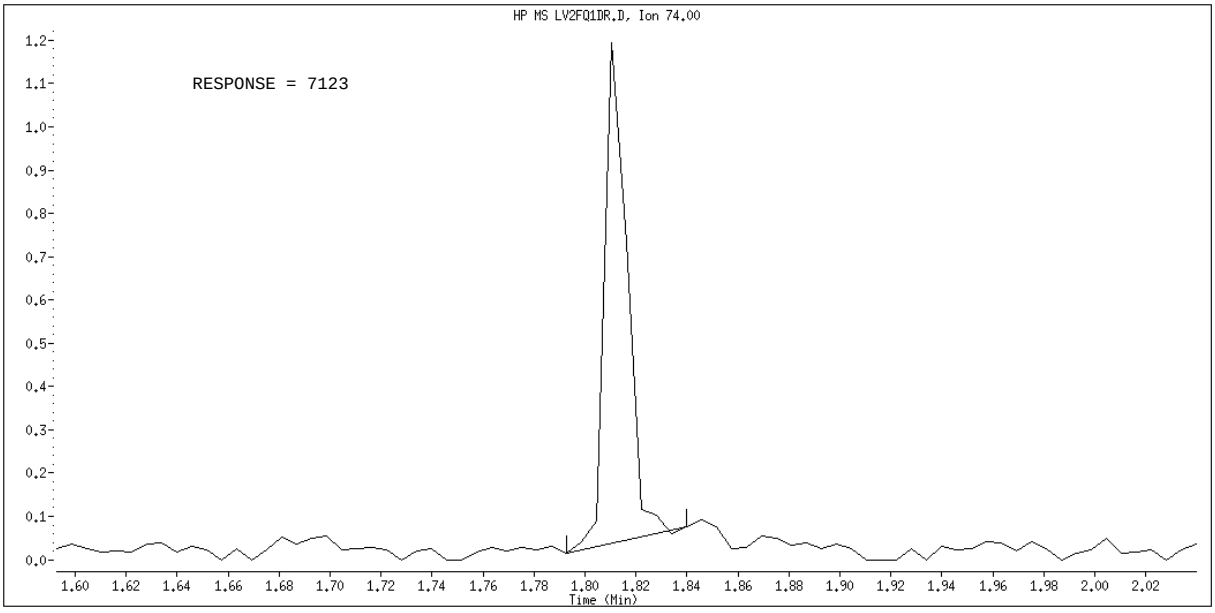

Manual Integration

Manually Integrated By: hulat
Manual Integration Reason: Poor Chromatography

Data File Name: LV2FQ1DR.D
Inj. Date and Time: 11-MAR-2010 11:43
Instrument ID: a4ag2.i
Client ID: CPCSS-043-5021-SO
Compound Name: N-Nitroso-di-n-propylamine
CAS #: 621-64-7
Report Date: 03/12/2010

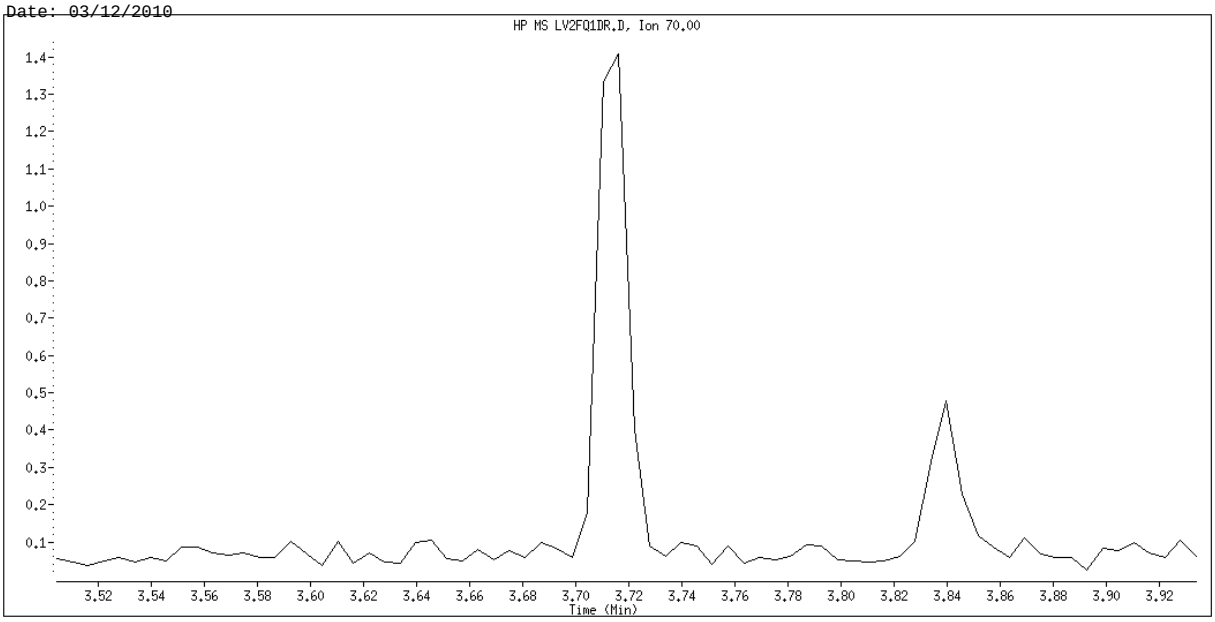

Original Integration

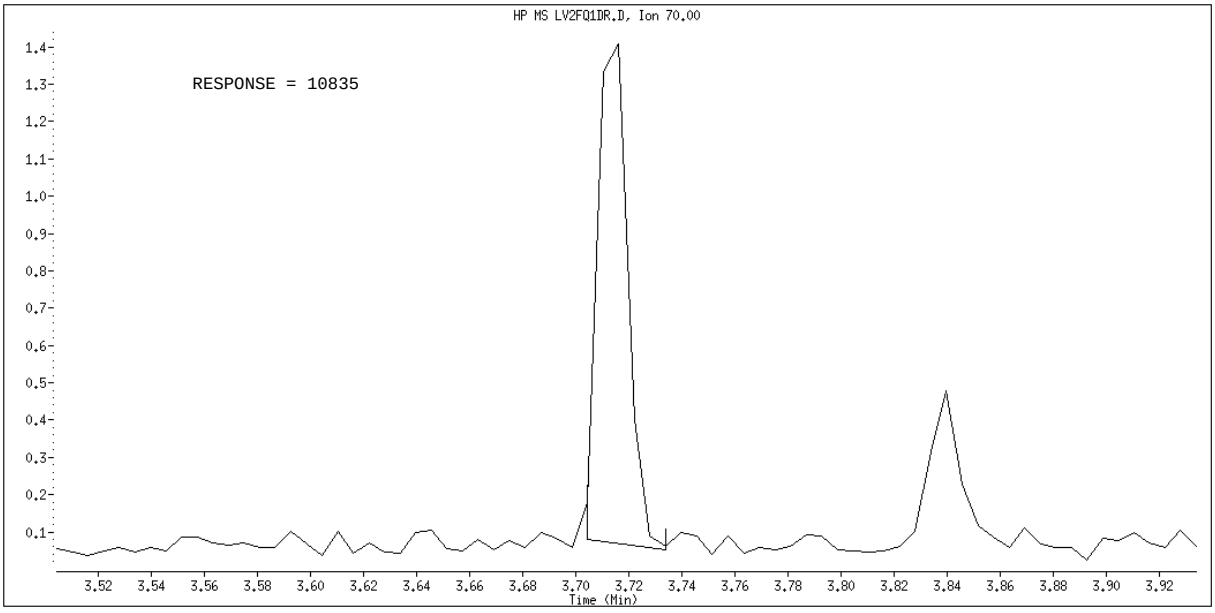

Manual Integration

Manually Integrated By: hulat
Manual Integration Reason: Unknown

Data File Name: LV2FQ1DR.D
Inj. Date and Time: 11-MAR-2010 11:43
Instrument ID: a4ag2.i
Client ID: CPCSS-043-5021-SO
Compound Name: 2-Nitroaniline
CAS #: 88-74-4
Report Date: 03/12/2010

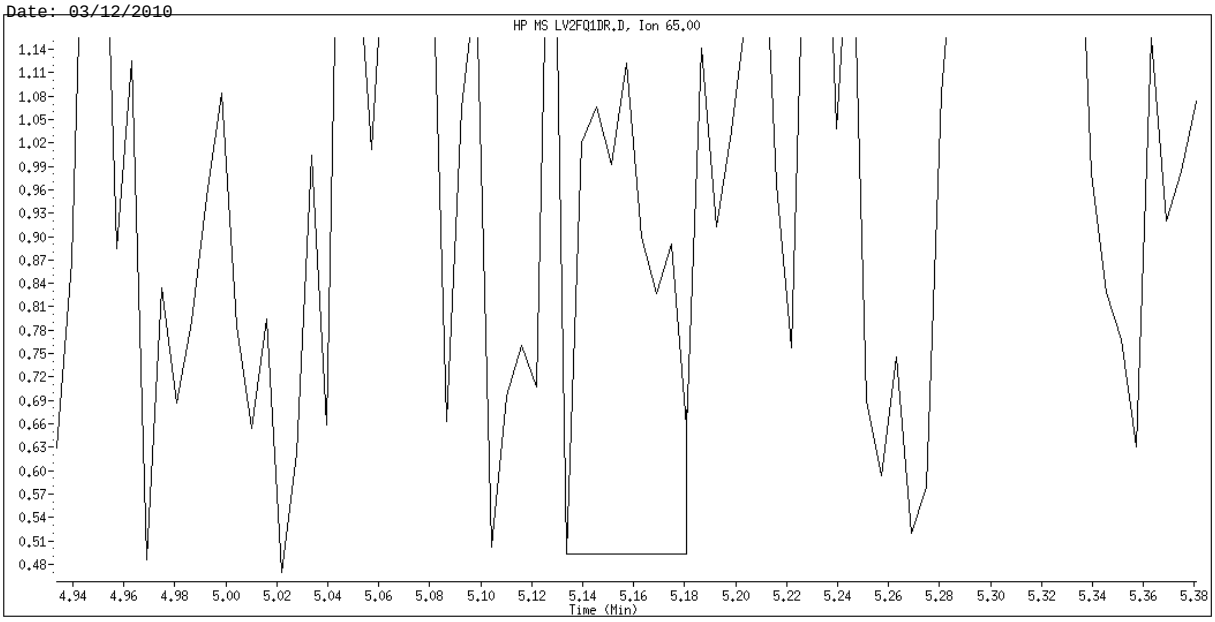

Original Integration

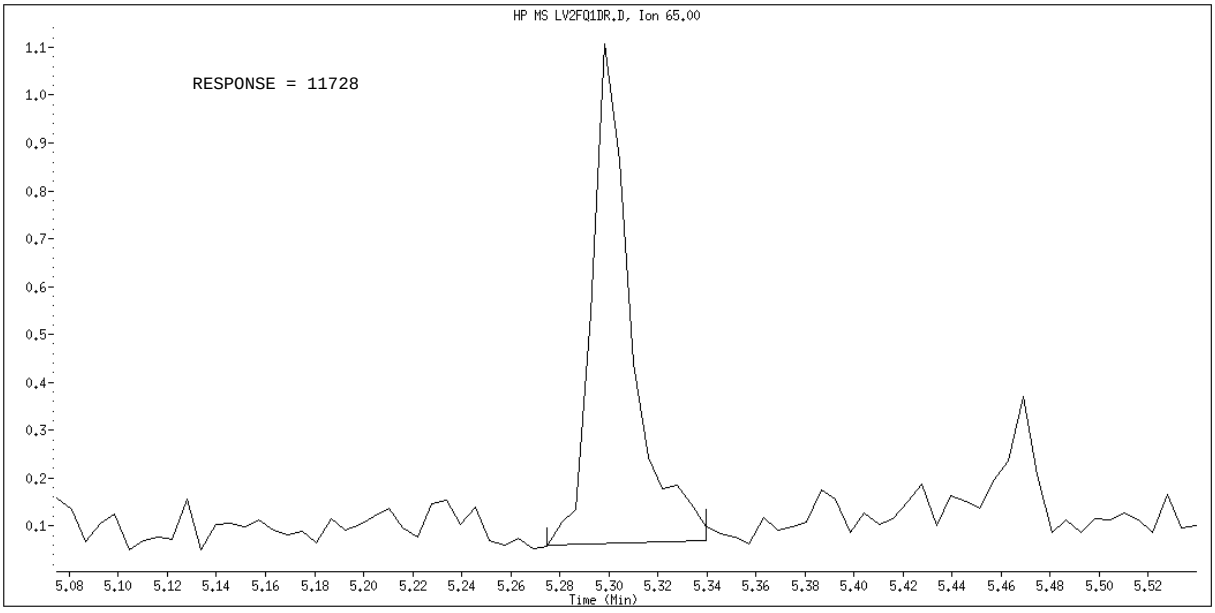

Manual Integration

Manually Integrated By: hulat
Manual Integration Reason: Poor Chromatography

Data File Name: LV2FQ1DR.D
Inj. Date and Time: 11-MAR-2010 11:43
Instrument ID: a4ag2.i
Client ID: CPCSS-043-5021-SO
Compound Name: Fluoranthene
CAS #: 206-44-0
Report Date: 03/12/2010

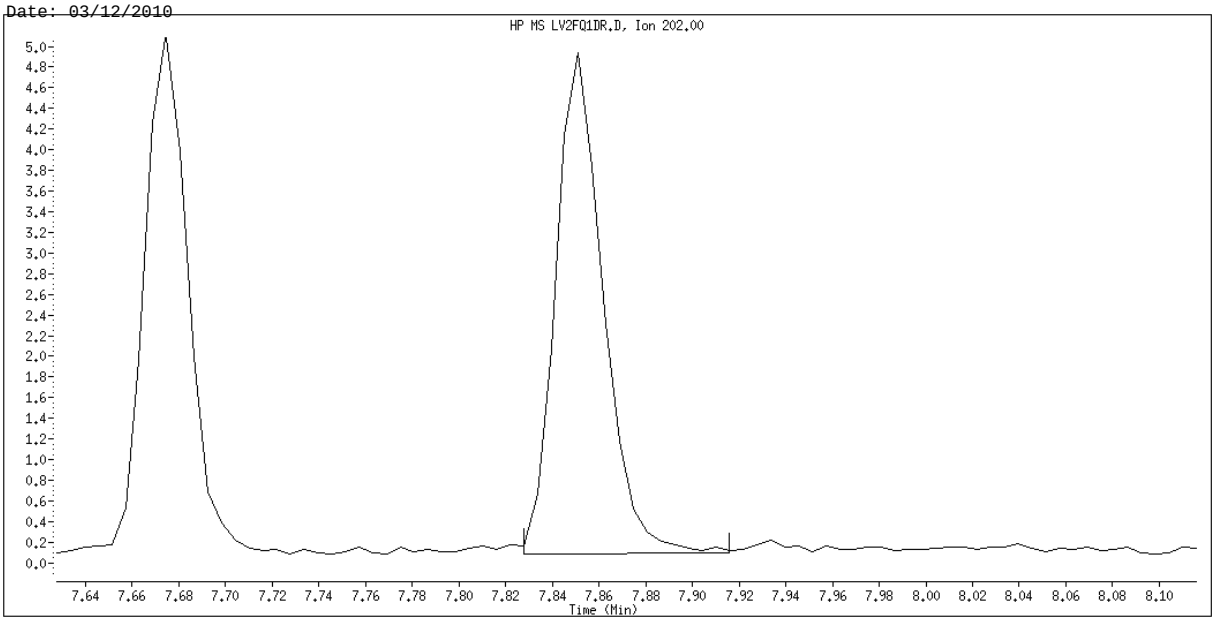

Original Integration

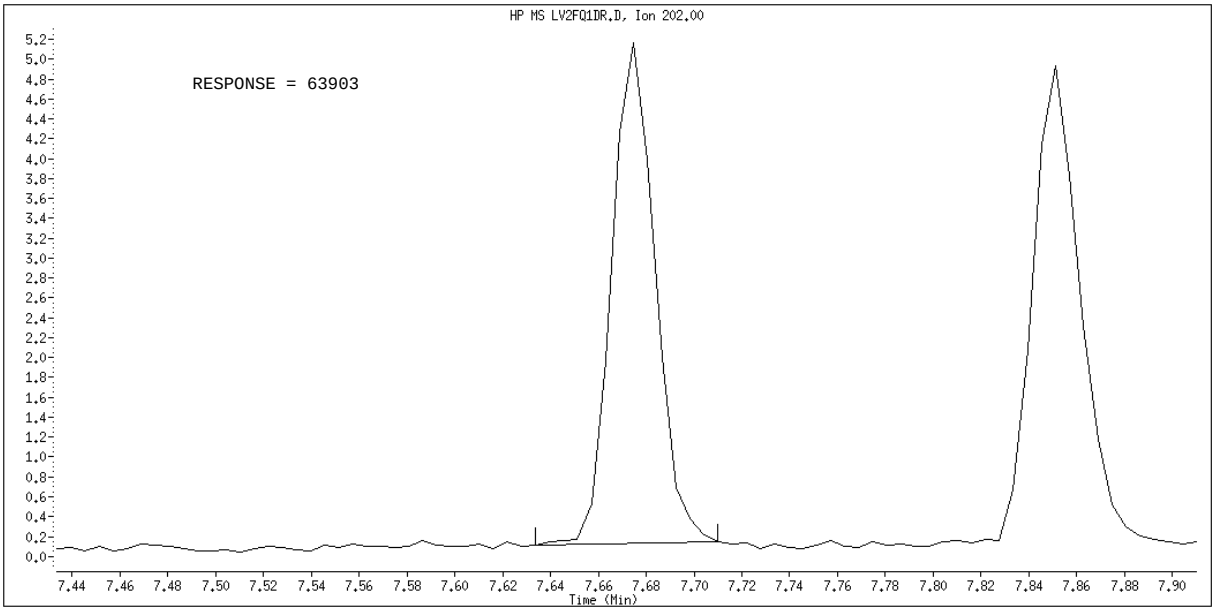

Manual Integration

Manually Integrated By: hulat
Manual Integration Reason: Peak not found

Data File Name: LV2FQ1DR.D
Inj. Date and Time: 11-MAR-2010 11:43
Instrument ID: a4ag2.i
Client ID: CPCSS-043-5021-SO
Compound Name: Pyrene
CAS #: 129-00-0
Report Date: 03/12/2010

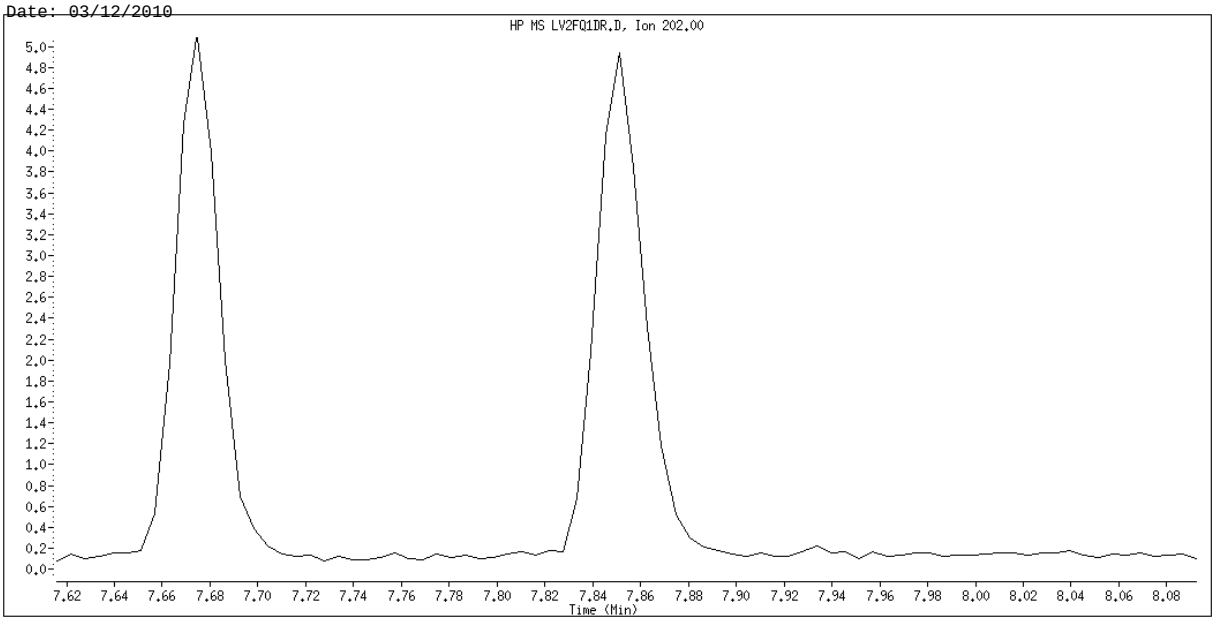

Original Integration

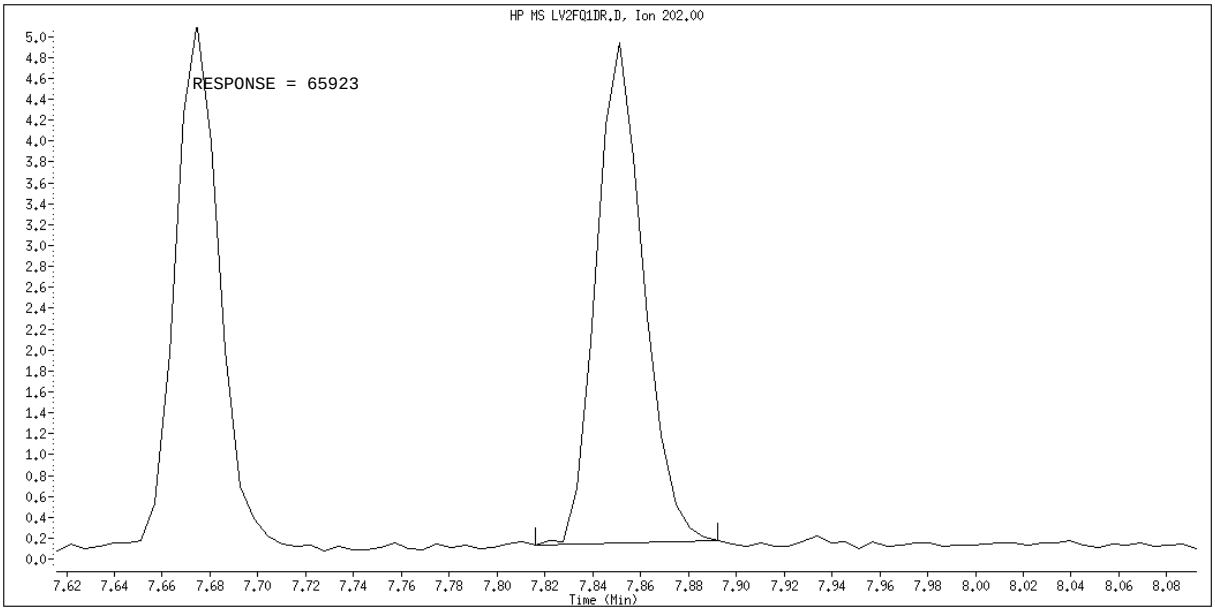

Manual Integration

Manually Integrated By: hulat
Manual Integration Reason: Peak not found

Data File Name: LV2FQ1DR.D
Inj. Date and Time: 11-MAR-2010 11:43
Instrument ID: a4ag2.i
Client ID: CPCSS-043-5021-SO
Compound Name: Butylbenzylphthalate
CAS #: 85-68-7
Report Date: 03/12/2010

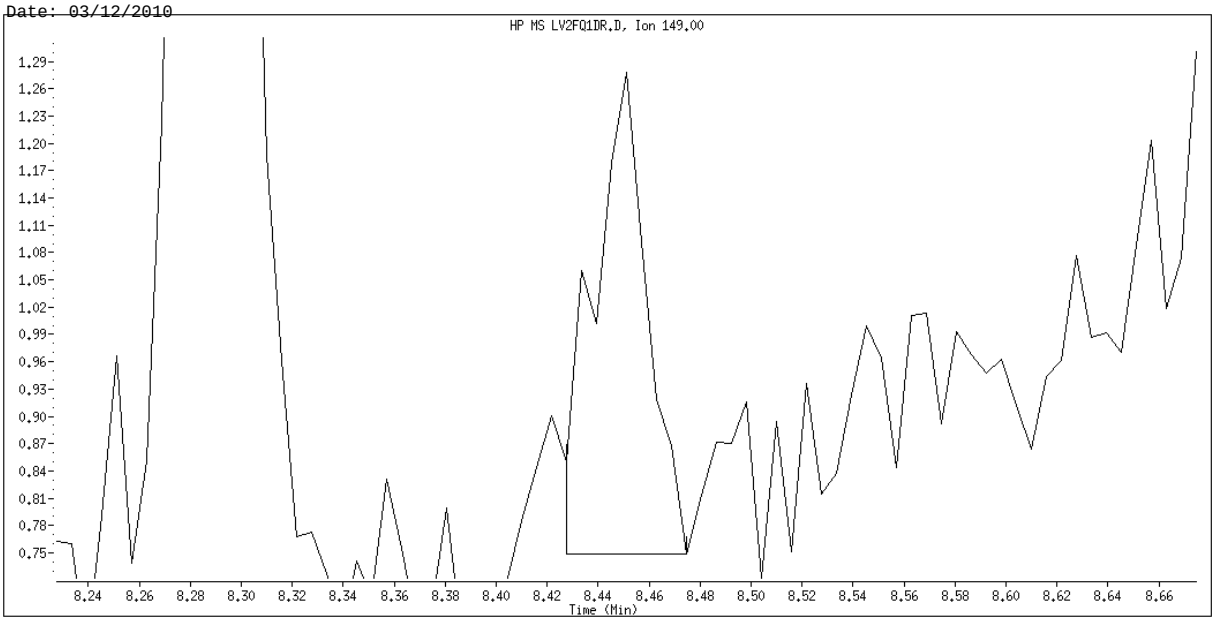

Original Integration

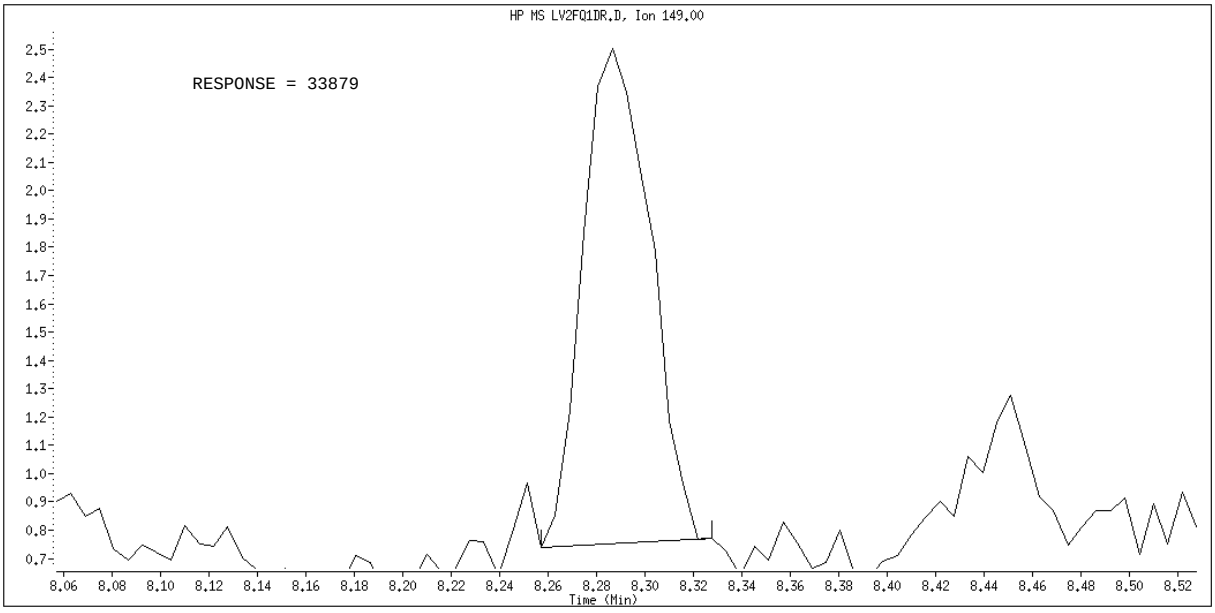

Manual Integration

Manually Integrated By: hulat
Manual Integration Reason: Poor Chromatography

Data File Name: LV2FQ1DR.D
Inj. Date and Time: 11-MAR-2010 11:43
Instrument ID: a4ag2.i
Client ID: CPCSS-043-5021-SO
Compound Name: Chrysene
CAS #: 218-01-9
Report Date: 03/12/2010

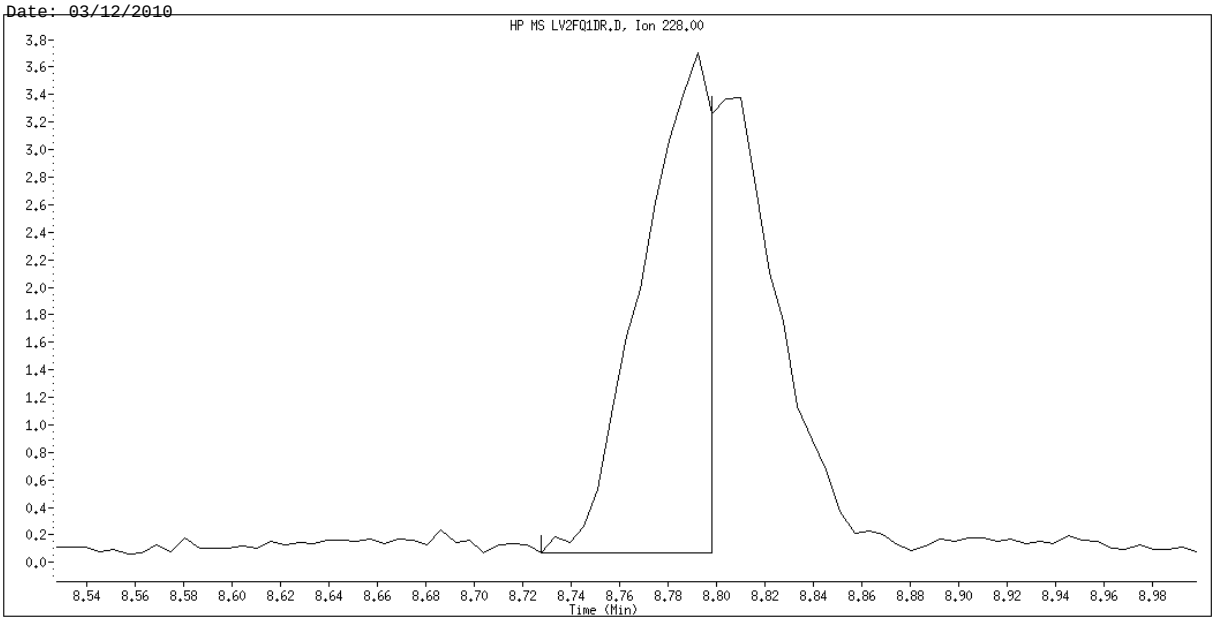

Original Integration

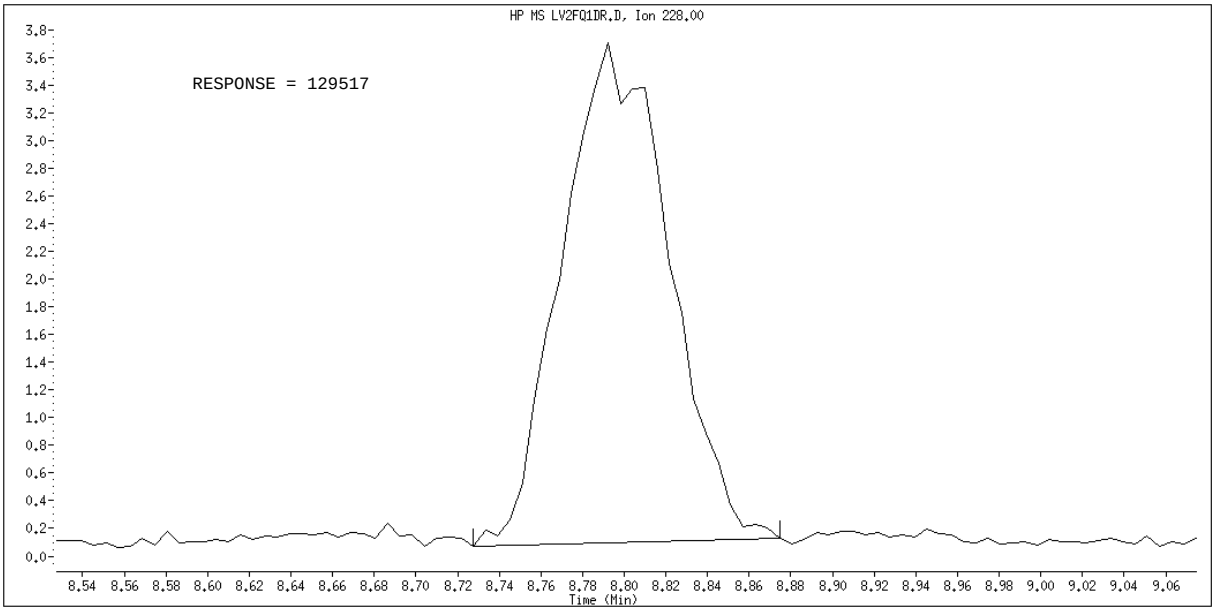

Manual Integration

Manually Integrated By: hulat
Manual Integration Reason: Poor Chromatography

Data File Name: LV2FQ1DR.D
Inj. Date and Time: 11-MAR-2010 11:43
Instrument ID: a4ag2.i
Client ID: CPCSS-043-5021-SO
Compound Name: Di-n-octylphthalate
CAS #: 117-84-0
Report Date: 03/12/2010

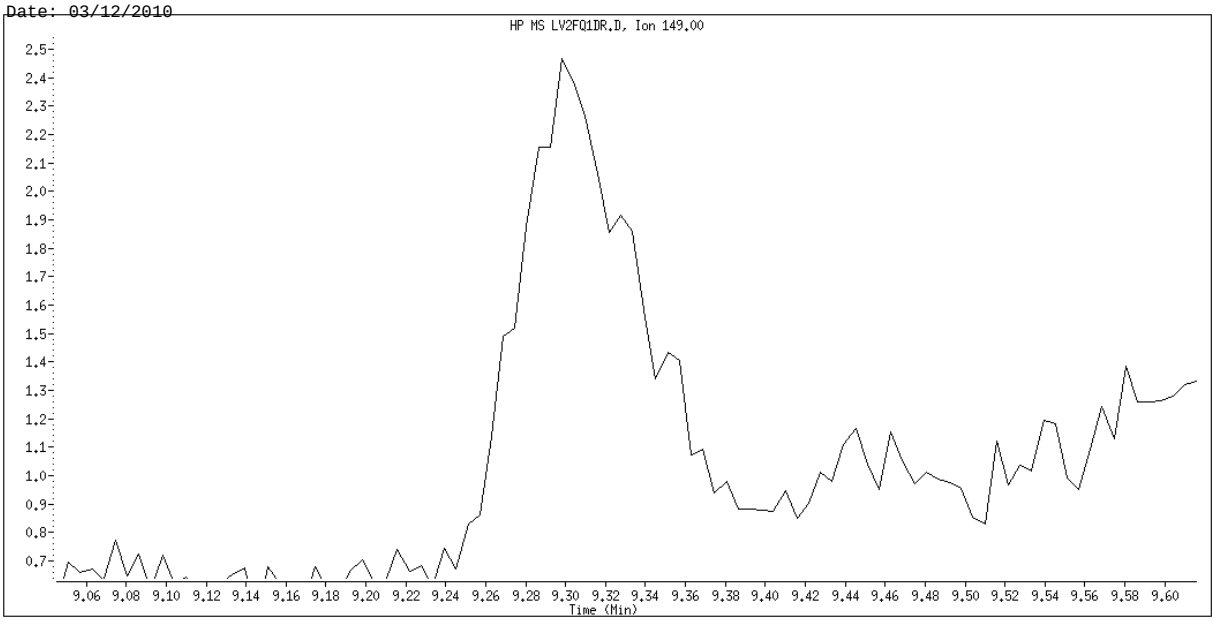

Original Integration

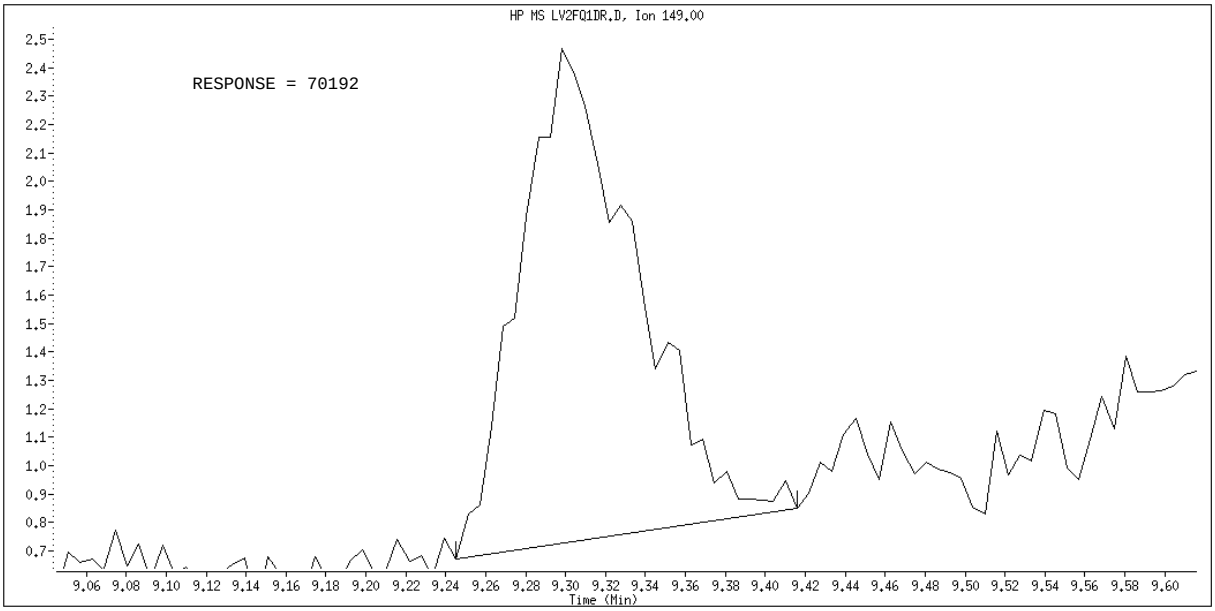

Manual Integration

Manually Integrated By: hulat
Manual Integration Reason: Poor Chromatography

Data File Name: LV2FQ1DR.D
Inj. Date and Time: 11-MAR-2010 11:43
Instrument ID: a4ag2.i
Client ID: CPCSS-043-5021-SO
Compound Name: Benzo(b)fluoranthene
CAS #: 205-99-2
Report Date: 03/12/2010

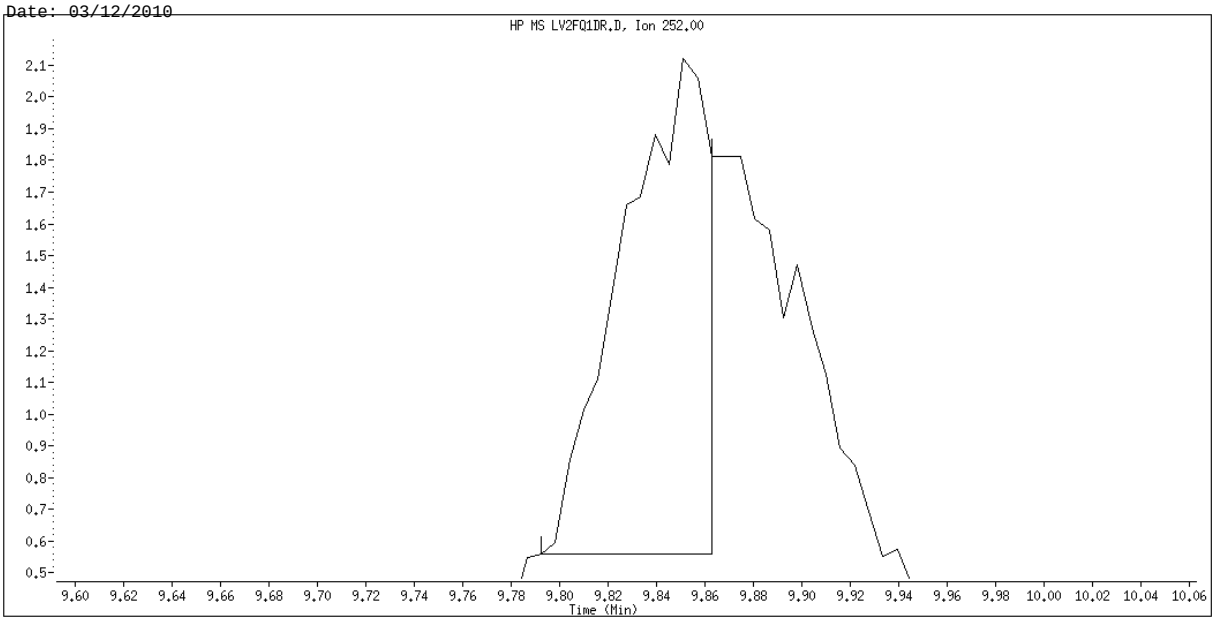

Original Integration

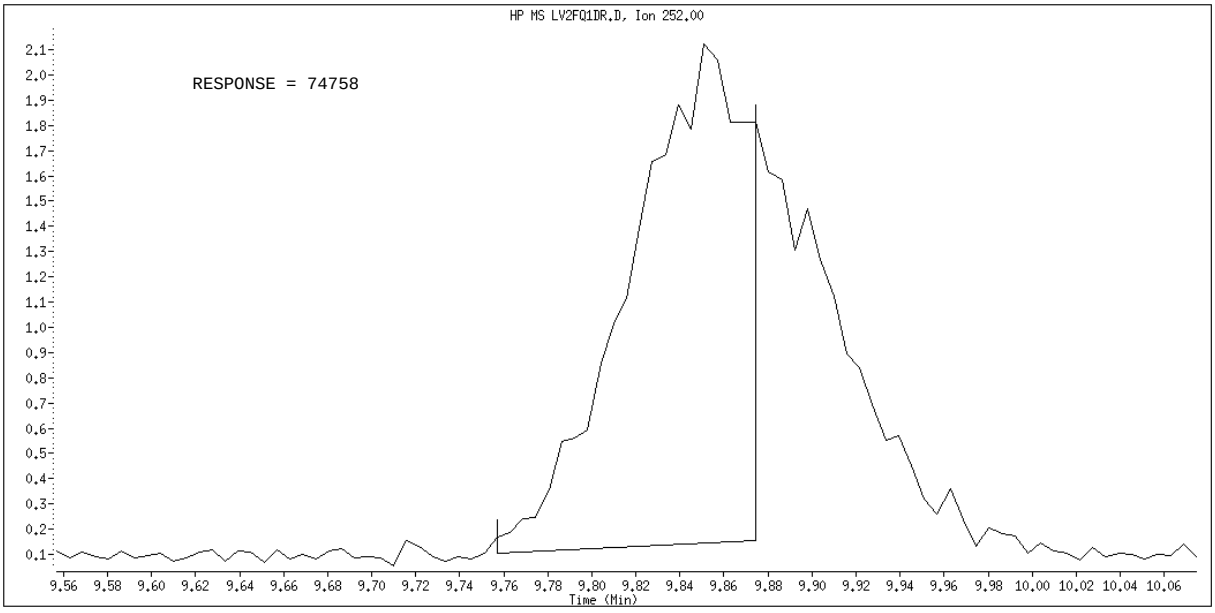

Manual Integration

Manually Integrated By: hulat
Manual Integration Reason: Poor Chromatography

Data File Name: LV2FQ1DR.D
Inj. Date and Time: 11-MAR-2010 11:43
Instrument ID: a4ag2.i
Client ID: CPCSS-043-5021-SO
Compound Name: Benzo(k)fluoranthene
CAS #: 207-08-9
Report Date: 03/12/2010

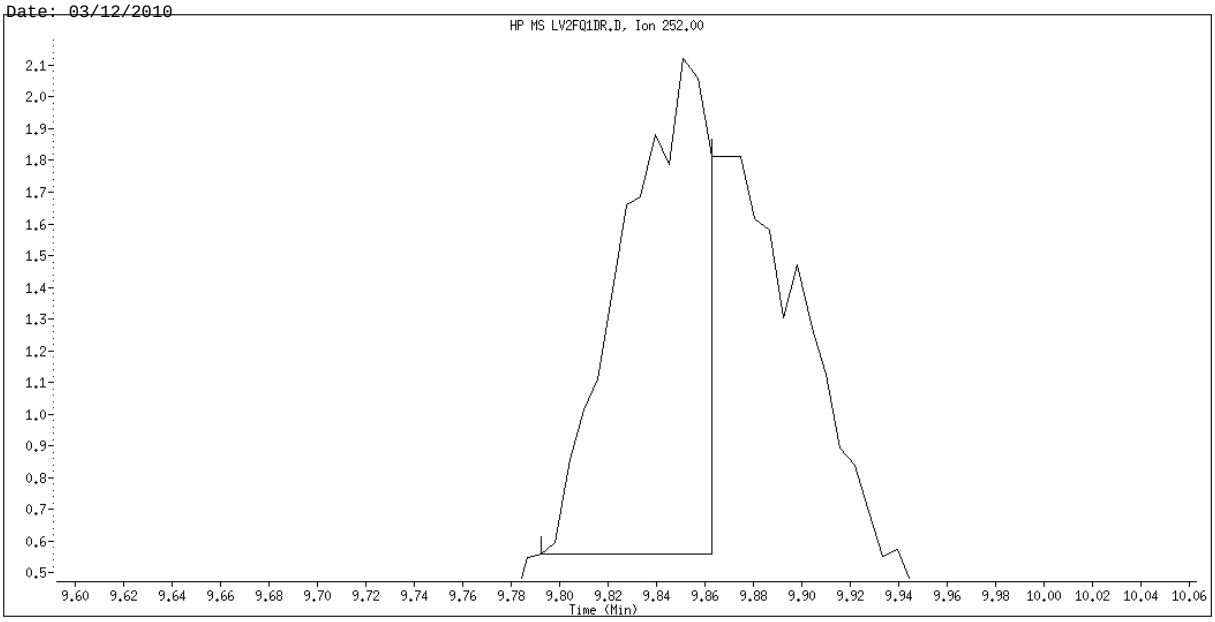

Original Integration

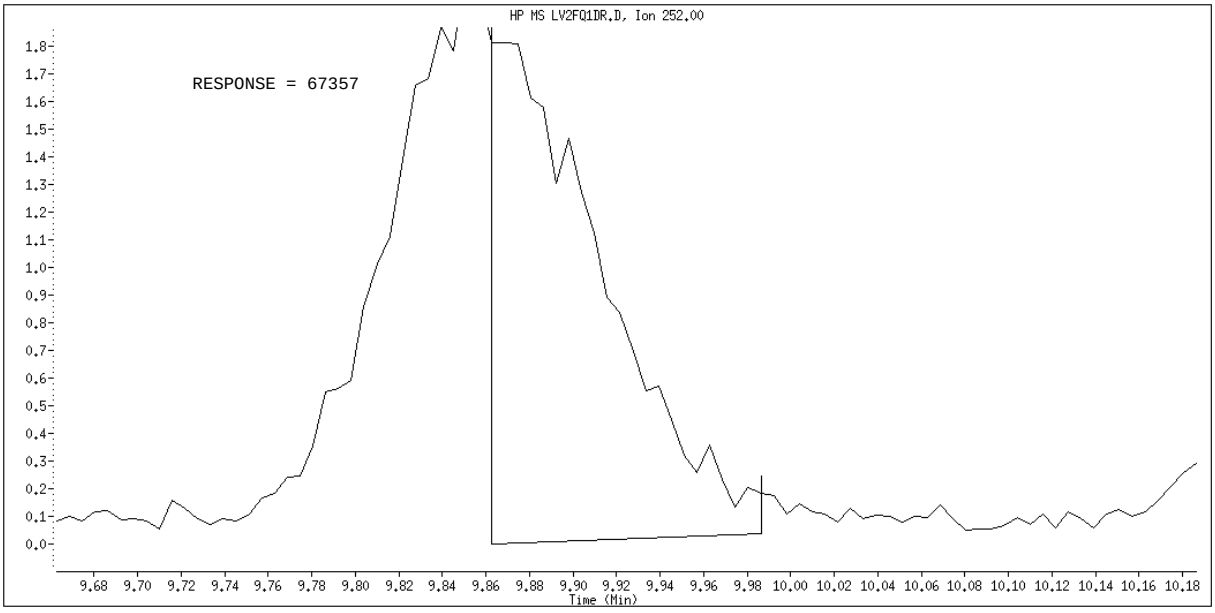

Manual Integration

Manually Integrated By: hulat
Manual Integration Reason: Poor Chromatography

Data File Name: LV2FQ1DR.D
Inj. Date and Time: 11-MAR-2010 11:43
Instrument ID: a4ag2.i
Client ID: CPCSS-043-5021-SO
Compound Name: Benzo(a)pyrene
CAS #: 50-32-8
Report Date: 03/12/2010

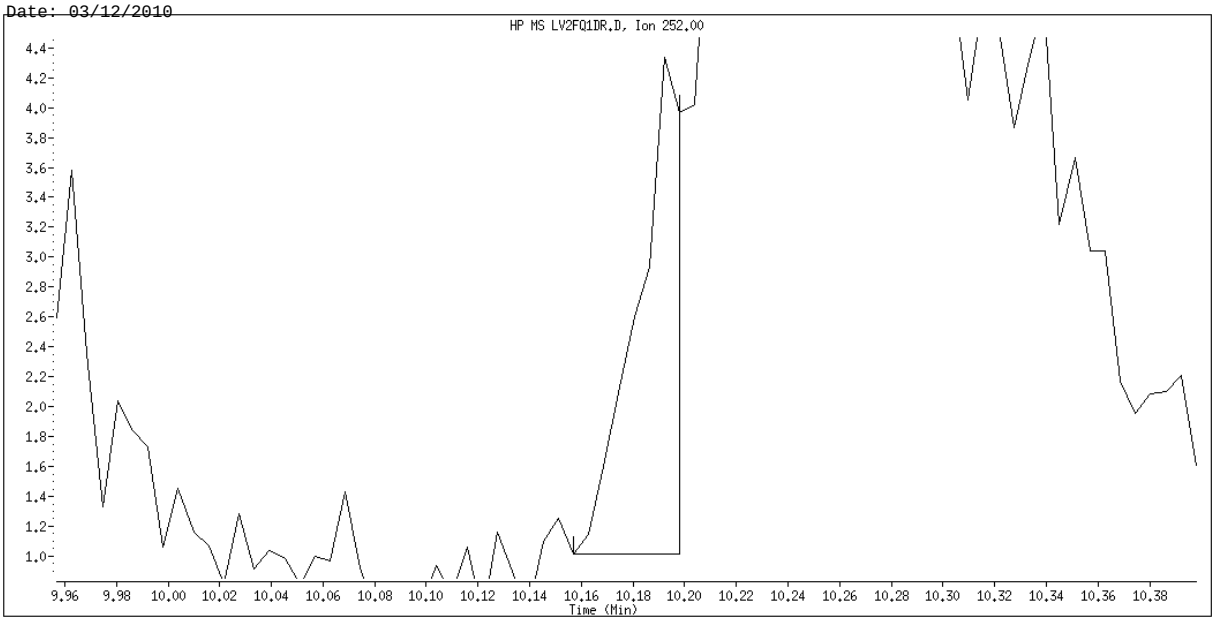

Original Integration

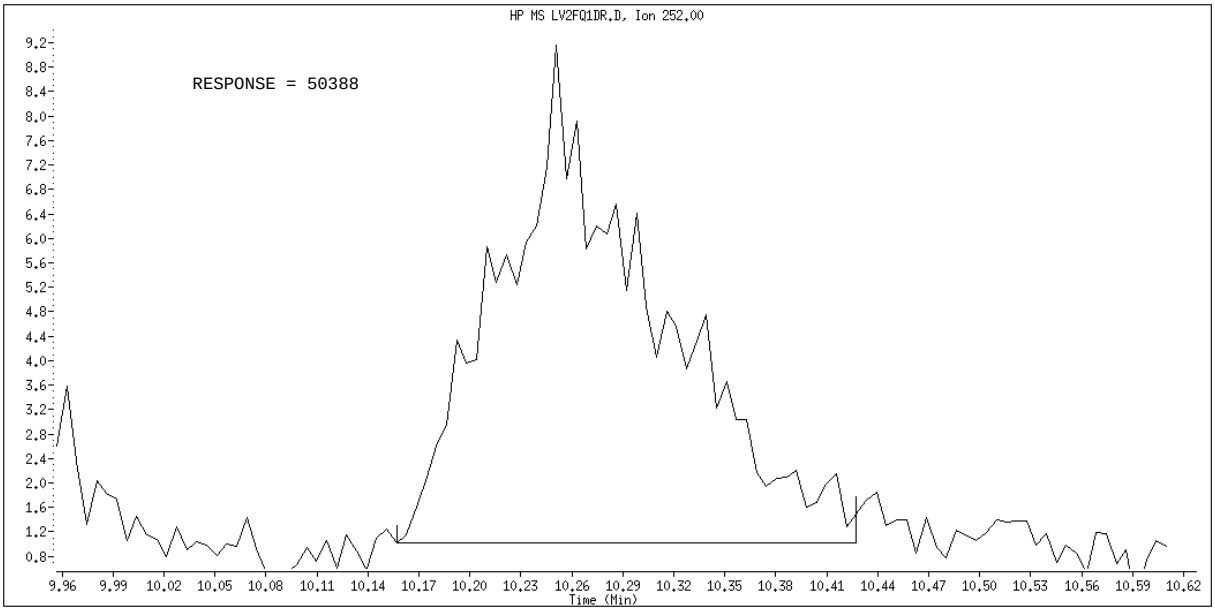

Manual Integration

Manually Integrated By: hulat
Manual Integration Reason: Poor Chromatography

Data File Name: LV2FQ1DR.D
Inj. Date and Time: 11-MAR-2010 11:43
Instrument ID: a4ag2.i
Client ID: CPCSS-043-5021-SO
Compound Name: Indeno(1,2,3-cd)pyrene
CAS #: 193-39-5
Report Date: 03/12/2010

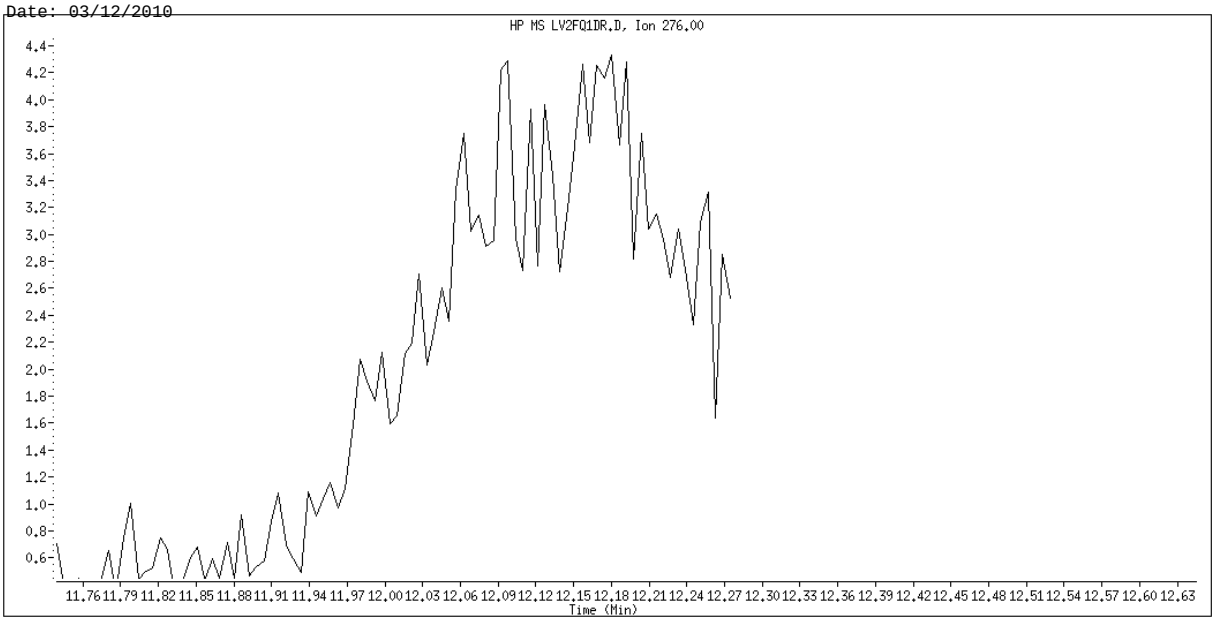

Original Integration

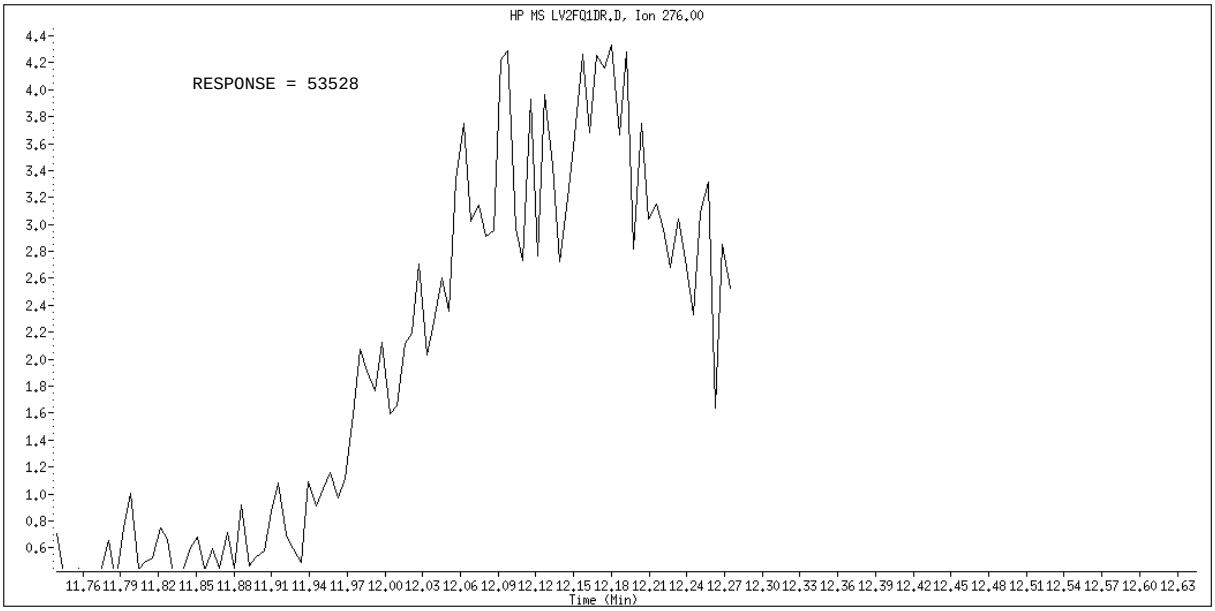

Manual Integration

Manually Integrated By: hulat
Manual Integration Reason: Poor Chromatography

Data File Name: LV2FQ1DR.D
Inj. Date and Time: 11-MAR-2010 11:43
Instrument ID: a4ag2.i
Client ID: CPCSS-043-5021-SO
Compound Name: Dibenz(a,h)anthracene
CAS #: 53-70-3
Report Date: 03/12/2010

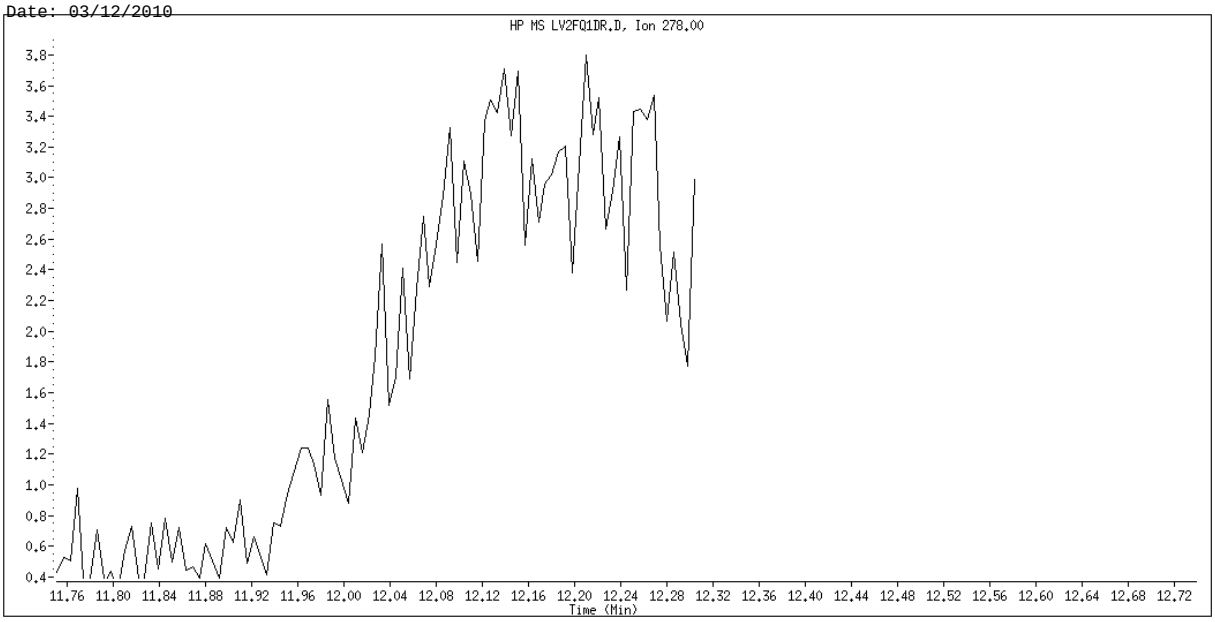

Original Integration

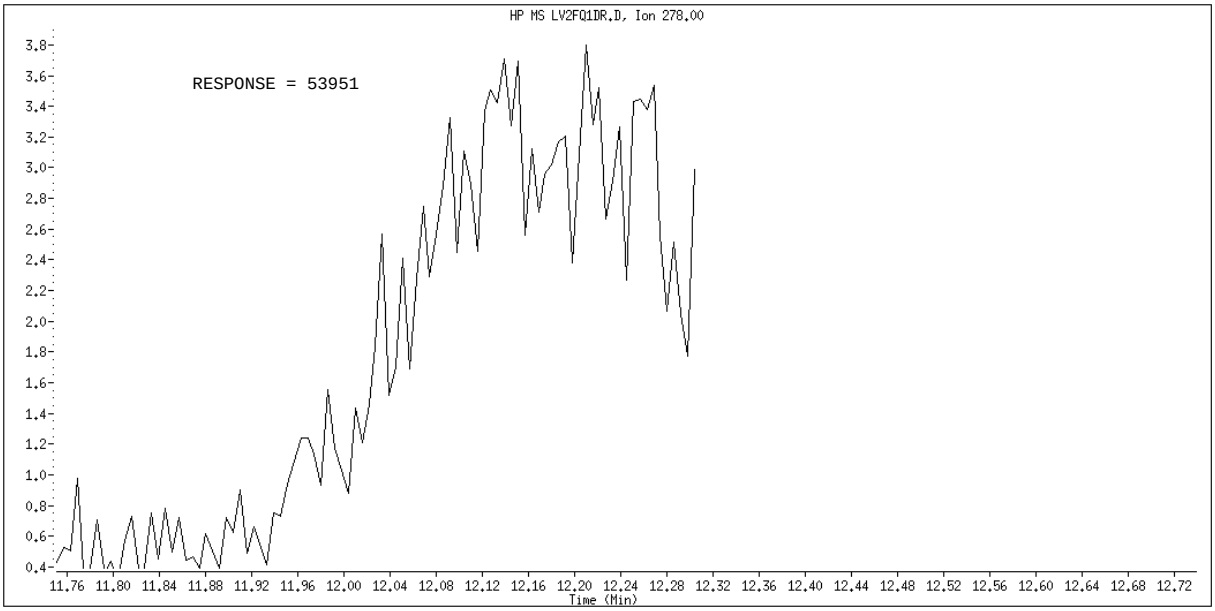

Manual Integration

Manually Integrated By: hulat
Manual Integration Reason: Poor Chromatography

Data File Name: LV2FQ1DR.D
Inj. Date and Time: 11-MAR-2010 11:43
Instrument ID: a4ag2.i
Client ID: CPCSS-043-5021-SO
Compound Name: Benzo(g,h,i)perylene
CAS #: 191-24-2
Report Date: 03/12/2010

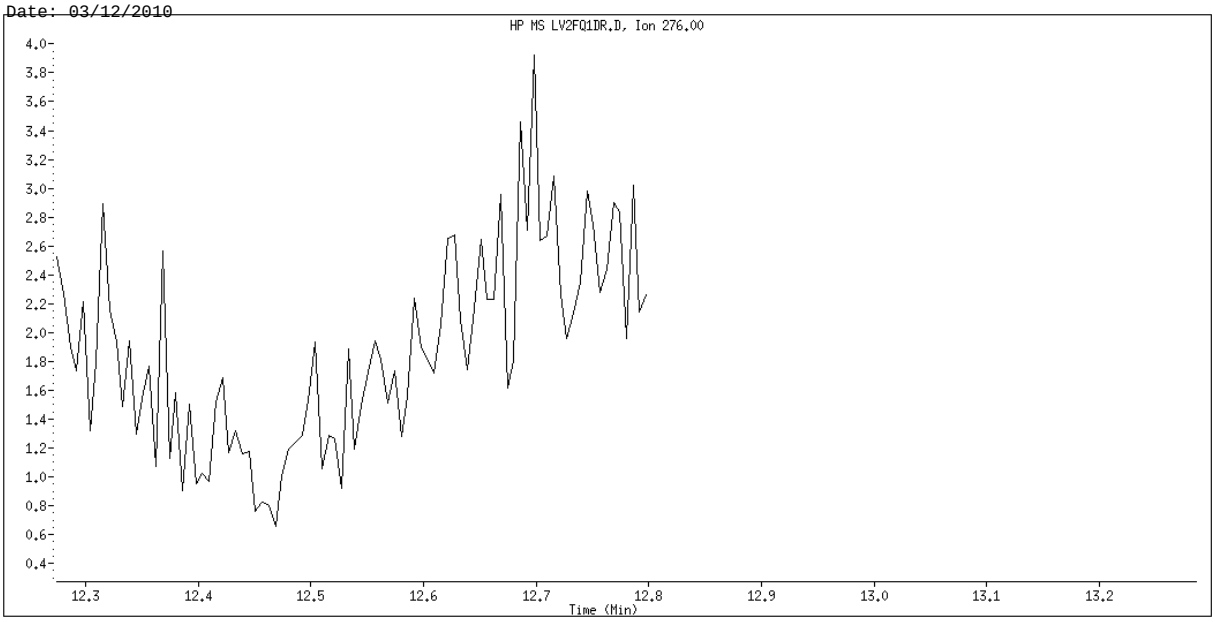

Original Integration

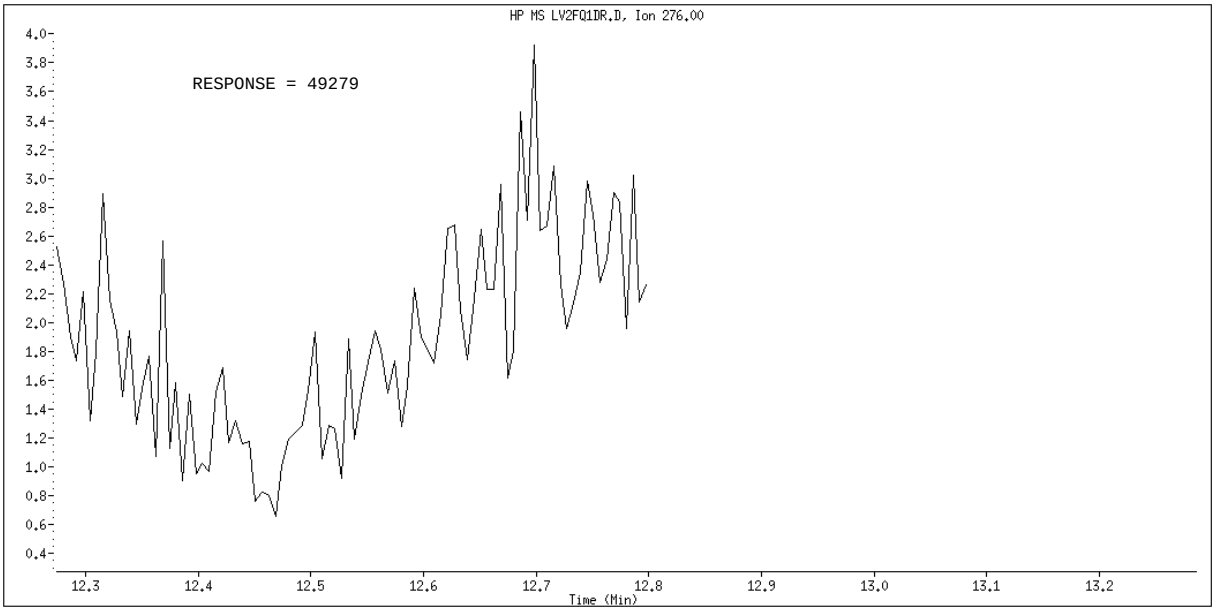

Manual Integration

Manually Integrated By: hulat
Manual Integration Reason: Poor Chromatography

TestAmerica North Canton

Semivolatile REPORT SW-846 Method 8270

Data file : \\cansvr11\dd\chem\MSS\a4ag2.i\00311A.b\LV2FQ1DT.D
Lab Smp Id: LV2FQ1DT Client Smp ID: CPCSS-043-5021-SO
Inj Date : 11-MAR-2010 12:01
Operator : 046900 Inst ID: a4ag2.i
Smp Info : LV2FQ1DT,00311A.b,8270C-625,3-827042.SUB
Misc Info :
Comment   :
Method   : \\cansvr11\dd\chem\MSS\a4ag2.i\00311A.b\8270C-625.m
Meth Date : 12-Mar-2010 07:09 hulat Quant Type: ISTD
Cal Date : 10-MAR-2010 09:48 Cal File: 2SML0310.D
Als bottle: 17 QC Sample: MSD
Dil Factor: 4.00000
Integrator: HP RTE Compound Sublist: 3-827042.SUB
Target Version: 4.14
Processing Host: CANPMSSV04

Concentration Formula: Amt * DF * Uf * Vt/(Vi * Ws) * CpndVariable

Name	Value	Description
DF	4.000	Dilution Factor
Uf	1.000	ng unit correction factor
Vt	2000.000	Volume of final extract (uL)(1000 low, 2
Vi	0.50000	Volume injected (uL)
Ws	30.130	Weight of sample extracted (g)
Cpnd Variable		Local Compound Variable

	Compounds	QUANT SIG MASS	RT	EXP RT	REL RT	RESPONSE	CONCENTRATIONS ON-COLUMN (NG)	FINAL (ug/kg)	
* 1	1,4-Dichlorobenzene-d4	152	3.463	3.463	(1.000)	208779	2.00000		(Q)
* 2	Naphthalene-d8	136	4.357	4.357	(1.000)	951747	2.00000		
* 3	Acenaphthene-d10	164	5.645	5.639	(1.000)	618970	2.00000		
* 4	Phenanthrene-d10	188	6.757	6.739	(1.000)	1145511	2.00000		
* 5	Chrysene-d12	240	8.815	8.745	(1.000)	1226497	2.00000		
* 6	Perylene-d12	264	10.415	10.180	(1.000)	1007346	2.00000		(QMH)
198	1,4-Dioxane	88	1.651	1.663	(0.477)	24422	0.40850	216.93	
9	Pyridine	79	1.851	1.857	(0.535)	73304	0.51967	275.96	
10	N-Nitrosodimethylamine	74	1.816	1.822	(0.524)	52745	0.63308	336.19	
12	3-Chloropropionitrile	54	Compound Not Detected.						
209	Benzaldehyde	77	3.169	3.169	(0.915)	80376	0.83621	444.05	
21	Aniline	93	3.233	3.239	(0.934)	33572	0.16293	86.518	
22	Phenol	94	3.192	3.180	(0.922)	140756	0.85567	454.39	
23	bis(2-Chloroethyl)ether	93	3.257	3.257	(0.941)	105014	0.74745	396.92	
24	2-Chlorophenol	128	3.322	3.322	(0.959)	104399	0.78164	415.08	
26	1,3-Dichlorobenzene	146	3.427	3.427	(0.990)	88839	0.66267	351.90	
27	1,4-Dichlorobenzene	146	3.474	3.475	(1.003)	95710	0.70968	376.86	
28	1,2-Dichlorobenzene	146	3.586	3.586	(1.036)	89666	0.68927	366.03	

29	Benzyl Alcohol	108	3.539	3.533 (1.022)	78272	0.90870	482.55
30	2-Methylphenol	108	3.604	3.598 (1.041)	105452	0.87378	464.00

	Compounds	QUANT SIG MASS	RT	EXP RT	REL RT	RESPONSE	CONCENTRATIONS ON-COLUMN (NG)	FINAL (ug/kg)
31	bis(2-Chloroisopropyl)ether	45	3.622	3.622	(1.046)	134978	0.76277	405.05(Q)
37	Acetophenone	105	3.727	3.727	(1.076)	147290	0.81324	431.86
32	N-Nitroso-di-n-propylamine	70	3.716	3.716	(1.073)	90156	0.84239	447.34
192	4-Methylphenol	108	3.710	3.698	(1.071)	218273	1.73251	920.02(QM)
34	Hexachloroethane	117	3.821	3.822	(1.104)	12912	0.22418	119.04
35	Nitrobenzene	77	3.851	3.851	(0.884)	127192	0.74815	397.29
41	Isophorone	82	4.016	4.010	(0.922)	222734	0.72439	384.68
42	2-Nitrophenol	139	4.080	4.075	(0.937)	55789	0.73215	388.80(Q)
43	2,4-Dimethylphenol	107	4.086	4.075	(0.938)	126971	0.82889	440.17
44	bis(2-Chloroethoxy)methane	93	4.145	4.145	(0.951)	126856	0.75309	399.92
46	2,4-Toluenediamene	121	Compound Not Detected.					
47	1,3,5-Trichlorobenzene	180	Compound Not Detected.					
48	2,4-Dichlorophenol	162	4.251	4.239	(0.976)	90464	0.84462	448.52
49	Benzoic Acid	122	4.133	4.157	(0.949)	108845	1.98490	1054.0(R)
50	1,2,4-Trichlorobenzene	180	4.310	4.310	(0.989)	84036	0.68523	363.88
51	Naphthalene	128	4.374	4.374	(1.004)	314296	0.72016	382.43
52	4-Chloroaniline	127	4.398	4.392	(1.009)	26847	0.14964	79.465
56	Hexachlorobutadiene	225	4.457	4.457	(1.023)	45237	0.63340	336.36
210	Caprolactam	113	4.645	4.651	(1.066)	41443	0.91360	485.15
57	1,2,3-Trichlorobenzene	180	Compound Not Detected.					
59	4-Chloro-3-Methylphenol	107	4.745	4.727	(1.089)	117474	0.92056	488.85
62	2-Methylnaphthalene	142	4.874	4.869	(1.119)	220755	0.93657	497.35
63	1-Methylnaphthalene	142	4.951	4.945	(1.136)	218606	0.80847	429.32
64	Hexachlorocyclopentadiene	237	Compound Not Detected.					
66	2,4,6-Trichlorophenol	196	5.080	5.069	(0.900)	72496	0.77022	409.01
67	2,4,5-Trichlorophenol	196	5.116	5.098	(0.906)	81232	0.82090	435.92
211	1,1'-Biphenyl	154	5.210	5.204	(0.923)	292620	0.67632	359.15
68	1,2,3,5-Tetrachlorobenzene	216	Compound Not Detected.					
70	2-Chloronaphthalene	162	5.233	5.233	(0.927)	217604	0.71194	378.06
73	2-Nitroaniline	65	5.298	5.286	(0.939)	91727	0.83613	444.01
74	1,2,3,4-Tetrachlorobenzene	216	Compound Not Detected.					
76	Dimethylphthalate	163	5.410	5.404	(0.958)	275325	0.76675	407.17
78	2,6-Dinitrotoluene	165	5.463	5.457	(0.968)	58520	0.74688	396.62
79	Acenaphthylene	152	5.545	5.539	(0.982)	378808	0.74840	397.42
80	1,2-Dinitrobenzene	168	5.510	5.504	(0.976)	31090	0.79001	419.52
81	3-Nitroaniline	138	5.604	5.586	(0.993)	18495	0.28917	153.56
82	Acenaphthene	153	5.668	5.663	(1.004)	235954	0.71590	380.17(Q)
83	2,4-Dinitrophenol	184	5.680	5.663	(1.006)	13503	1.10032	584.31(Q)
85	4-Nitrophenol	109	5.757	5.686	(1.020)	57786	1.21238	643.81(QM)
86	Dibenzofuran	168	5.798	5.792	(1.027)	335746	0.75015	398.35
87	2,4-Dinitrotoluene	165	5.763	5.757	(1.021)	82667	0.77004	408.92(QM)
91	2,3,5,6-Tetrachlorophenol	232	5.863	5.839	(1.039)	68802	0.79908	424.34
93	Diethylphthalate	149	5.921	5.921	(1.049)	304205	0.79505	422.20
94	Fluorene	166	6.051	6.045	(1.072)	292794	0.77920	413.78
95	4-Chlorophenyl-phenylether	204	6.033	6.021	(1.069)	134923	0.77857	413.44
96	4-Nitroaniline	138	6.057	6.039	(1.073)	22800	0.34183	181.52
98	4,6-Dinitro-2-methylphenol	198	6.080	6.063	(0.900)	24046	0.65702	348.90
99	N-Nitrosodiphenylamine	169	6.121	6.110	(0.906)	207239	0.69534	369.25
100	1,2-Diphenylhydrazine	77	6.151	6.145	(0.910)	360733	0.68561	364.08
106	4-Bromophenyl-phenylether	248	6.398	6.386	(0.947)	76269	0.67371	357.76
107	Hexachlorobenzene	284	6.474	6.457	(0.958)	77228	0.65600	348.35
212	Atrazine	200	6.515	6.486	(0.964)	86720	1.14715	609.17

111 Pentachlorophenol	266	6.633	6.592 (0.982)	53685	1.34911	716.42(R)
115 Phenanthrene	178	6.774	6.757 (1.003)	445629	0.73063	387.99

	Compounds	QUANT SIG MASS	RT	EXP RT	REL RT	RESPONSE	CONCENTRATIONS ON-COLUMN (NG)	FINAL (ug/kg)
116	Anthracene	178	6.815	6.798	(1.009)	456864	0.74647	396.40
119	Carbazole	167	6.933	6.904	(1.026)	420969	0.73522	390.43
120	Di-n-Butylphthalate	149	7.139	7.121	(1.057)	591289	0.81977	435.32
123	Fluoranthene	202	7.692	7.645	(1.138)	496858	0.78991	419.47
124	Benzidine	184	Compound Not Detected.					
125	Pyrene	202	7.857	7.821	(0.891)	508943	0.84531	448.89
131	Butylbenzylphthalate	149	8.298	8.262	(0.941)	263139	0.91527	486.04
133	3,3'-Dimethoxybenzidine	244	Compound Not Detected.					
135	3,3'-Dichlorobenzidine	252	Compound Not Detected.					
136	Benzo(a)Anthracene	228	8.815	8.739	(1.000)	526493	0.85429	453.65(QM)
137	Chrysene	228	8.827	8.768	(1.001)	391485	0.70218	372.88(QM)
138	4,4'-Methylene bis(o-chloroan	231	Compound Not Detected.					
139	bis(2-ethylhexyl)Phthalate	149	8.745	8.692	(0.992)	455719	1.09495	581.45
140	Di-n-octylphthalate	149	9.339	9.251	(0.897)	581237	0.99898	530.49(M)
141	Benzo(b)fluoranthene	252	9.909	9.739	(0.951)	516610	0.93980	499.06(QM)
142	Benzo(k)fluoranthene	252	9.921	9.751	(0.953)	416452	0.73354	389.53(QM)
146	Benzo(a)pyrene	252	10.327	10.109	(0.992)	372694	0.74935	397.93(QM)
149	Indeno(1,2,3-cd)pyrene	276	12.421	11.774	(1.193)	482374	0.82103	435.99(M)
150	Dibenz(a,h)anthracene	278	12.462	11.803	(1.197)	386954	0.84460	448.51(M)
151	Benzo(g,h,i)perylene	276	13.162	12.298	(1.264)	241949	0.51728	274.69(QM)
$ 154	Nitrobenzene-d5	82	3.839	3.839	(0.881)	123440	0.65403	347.31
$ 155	2-Fluorobiphenyl	172	5.127	5.127	(0.908)	237025	0.66634	353.85
$ 156	Terphenyl-d14	244	7.945	7.910	(0.901)	354571	0.91707	486.99
$ 157	Phenol-d5	99	3.180	3.175	(0.918)	198320	1.25309	665.43
$ 158	2-Fluorophenol	112	2.598	2.592	(0.750)	139731	1.18489	629.21
$ 159	2,4,6-Tribromophenol	330	6.239	6.221	(1.105)	54221	1.30372	692.32
$ 186	2-Chlorophenol-d4	132	3.310	3.310	(0.956)	151068	1.23902	657.96
$ 187	1,2-Dichlorobenzene-d4	152	3.574	3.575	(1.032)	55700	0.67149	356.58
M 195	Cresols, total	100				323725	2.60629	1384.0
101	Diphenylamine	169	6.121	6.110	(0.906)	207239	0.69534	369.25

QC Flag Legend

Q - Qualifier signal failed the ratio test.
R - Spike/Surrogate failed recovery limits.
M - Compound response manually integrated.
H - Operator selected an alternate compound hit.

TestAmerica North Canton

INTERNAL STANDARD COMPOUNDS
AREA AND RT SUMMARY

Instrument ID: a4ag2.i
Lab File ID: LV2FQ1DT.D
Lab Smp Id: LV2FQ1DT
Analysis Type: SV
Quant Type: ISTD
Operator: 046900
Method File: \\cansvr11\dd\chem\MSS\a4ag2.i\00311A.b\8270C-625.m
Misc Info:

Calibration Date: 11-MAR-2010
Calibration Time: 07:40
Client Smp ID: CPCSS-043-5021-SO
Level: LOW
Sample Type: SOIL

		AREA LIMIT			
COMPOUND	STANDARD	LOWER	UPPER	SAMPLE	%DIFF
1 1,4-Dichlorobenze	259601	129801	519202	208779	-19.58
2 Naphthalene-d8	1078163	539082	2156326	951747	-11.73
3 Acenaphthene-d10	568794	284397	1137588	618970	8.82
4 Phenanthrene-d10	913603	456802	1827206	1145511	25.38
5 Chrysene-d12	1135801	567901	2271602	1226497	7.99
6 Perylene-d12	986779	493390	1973558	1007346	2.08

		RT LIMIT			
COMPOUND	STANDARD	LOWER	UPPER	SAMPLE	%DIFF
1 1,4-Dichlorobenze	3.46	2.96	3.96	3.46	-0.00
2 Naphthalene-d8	4.36	3.86	4.86	4.36	-0.00
3 Acenaphthene-d10	5.64	5.14	6.14	5.65	0.10
4 Phenanthrene-d10	6.74	6.24	7.24	6.76	0.26
5 Chrysene-d12	8.75	8.25	9.25	8.82	0.81
6 Perylene-d12	10.18	9.68	10.68	10.42	2.31

AREA UPPER LIMIT = +100% of internal standard area.
AREA LOWER LIMIT = - 50% of internal standard area.
RT UPPER LIMIT = + 0.50 minutes of internal standard RT.
RT LOWER LIMIT = - 0.50 minutes of internal standard RT.

Data File: \\cansvr11\dd\chem\MSS\a4ag2.i\00311A.b\LV2FQ1DT.D

Date : 11-MAR-2010 12:01

Client ID: CPCSS-043-5021-SO

Instrument: a4ag2.i

Sample Info: LV2FQ1DT,00311A.b,8270C-625,3-827042.SUB

Volume Injected (uL): 0.5

Operator: 046900

Column phase: db5.625

Column diameter: 0.32

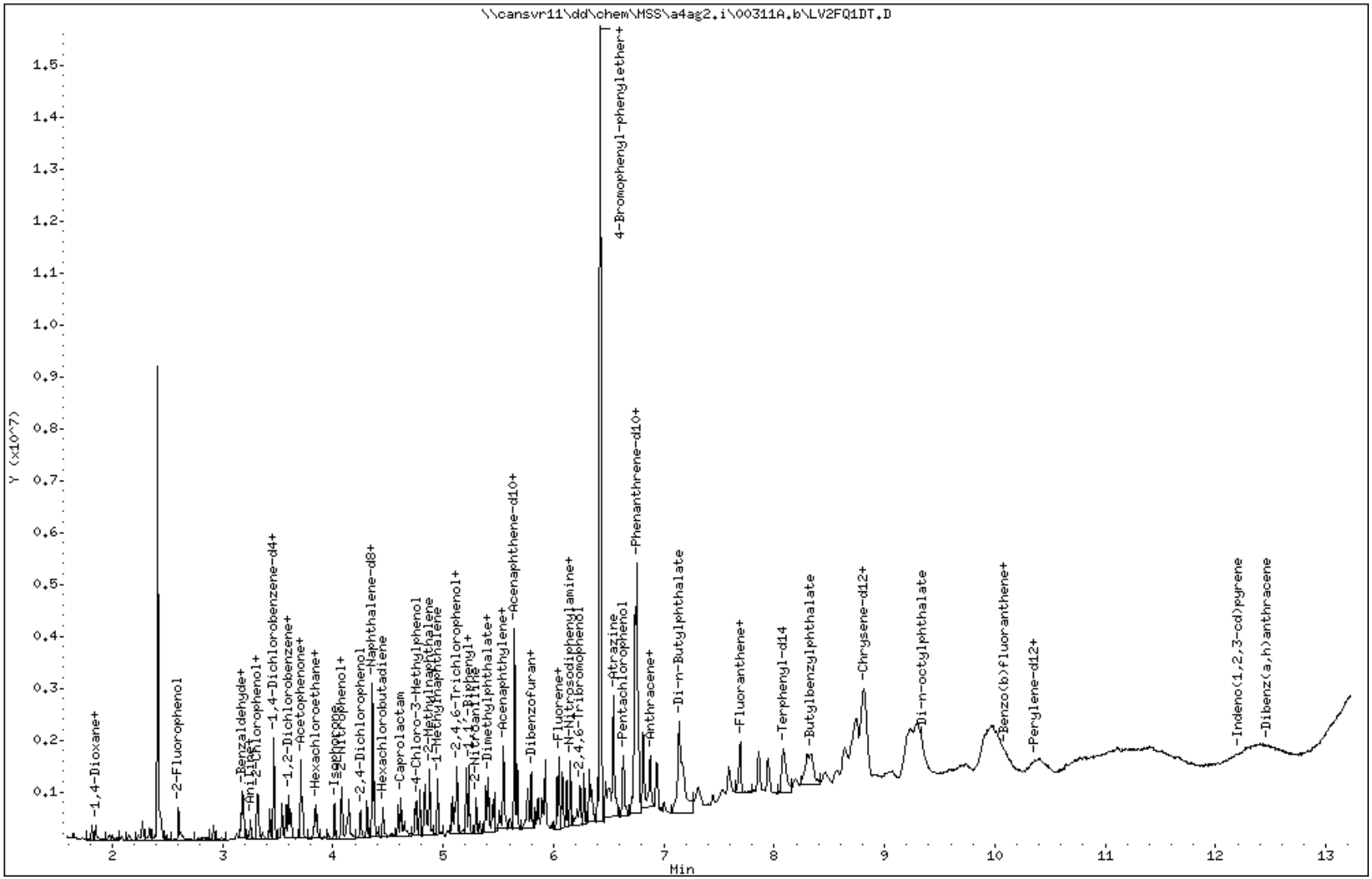

Data File Name: LV2FQ1DT.D
Inj. Date and Time: 11-MAR-2010 12:01
Instrument ID: a4ag2.i
Client ID: CPCSS-043-5021-SO
Compound Name: 4-Methylphenol
CAS #: 106-44-5
Report Date: 03/12/2010

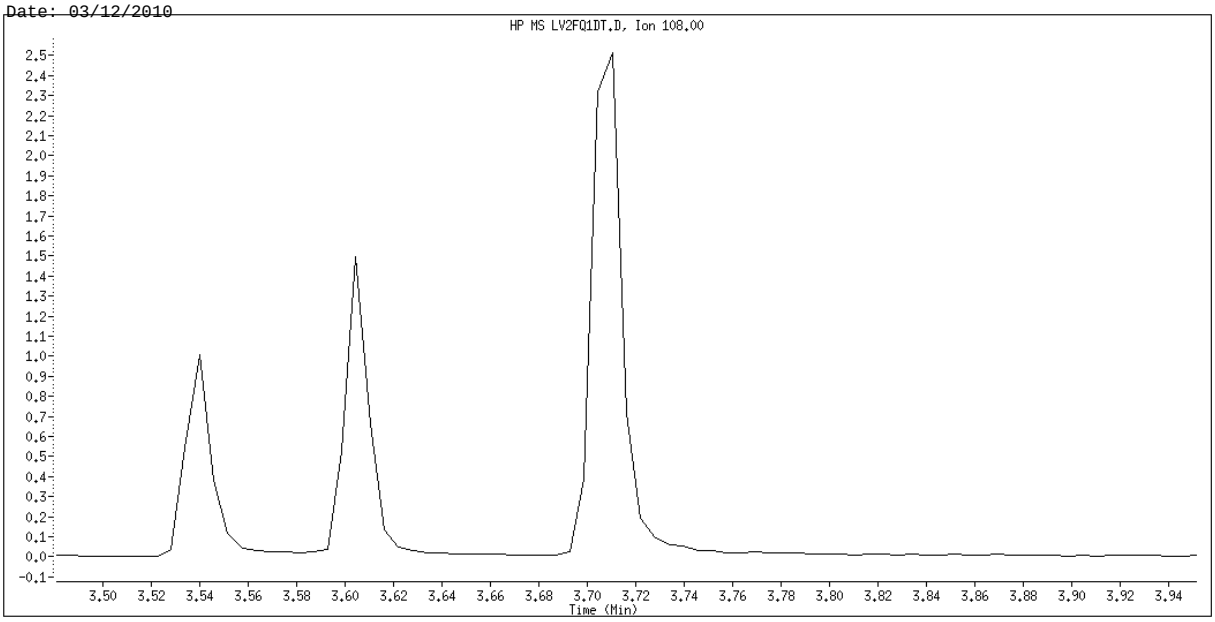

Original Integration

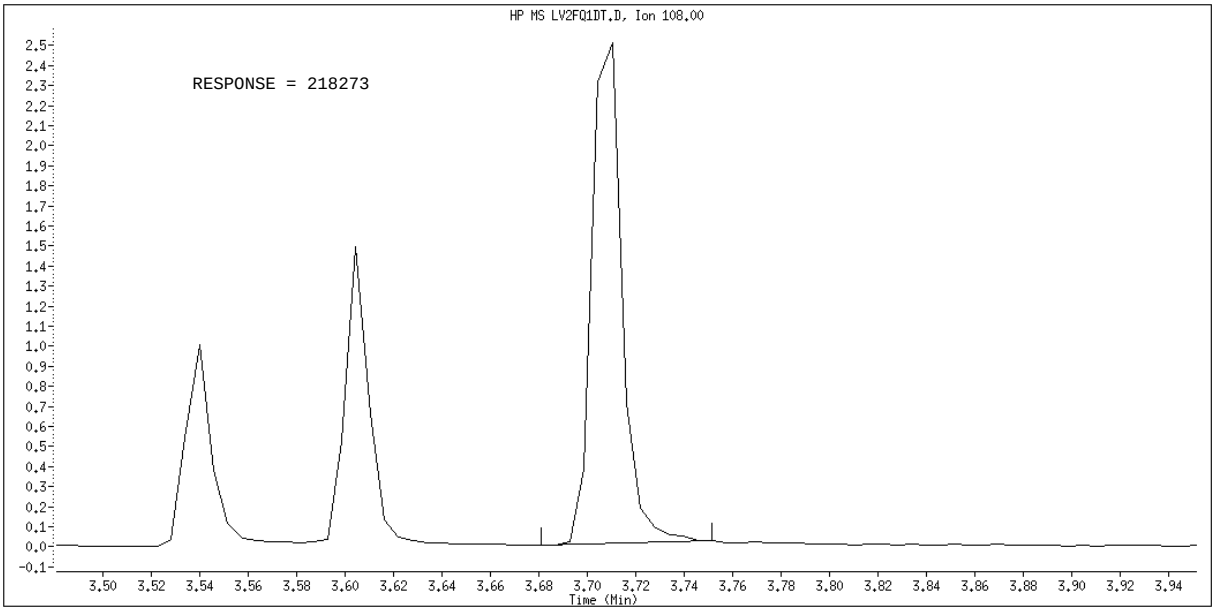

Manual Integration

Manually Integrated By: hulat
Manual Integration Reason: Peak not found

Data File Name: LV2FQ1DT.D
Inj. Date and Time: 11-MAR-2010 12:01
Instrument ID: a4ag2.i
Client ID: CPCSS-043-5021-SO
Compound Name: 4-Nitrophenol
CAS #: 100-02-7
Report Date: 03/12/2010

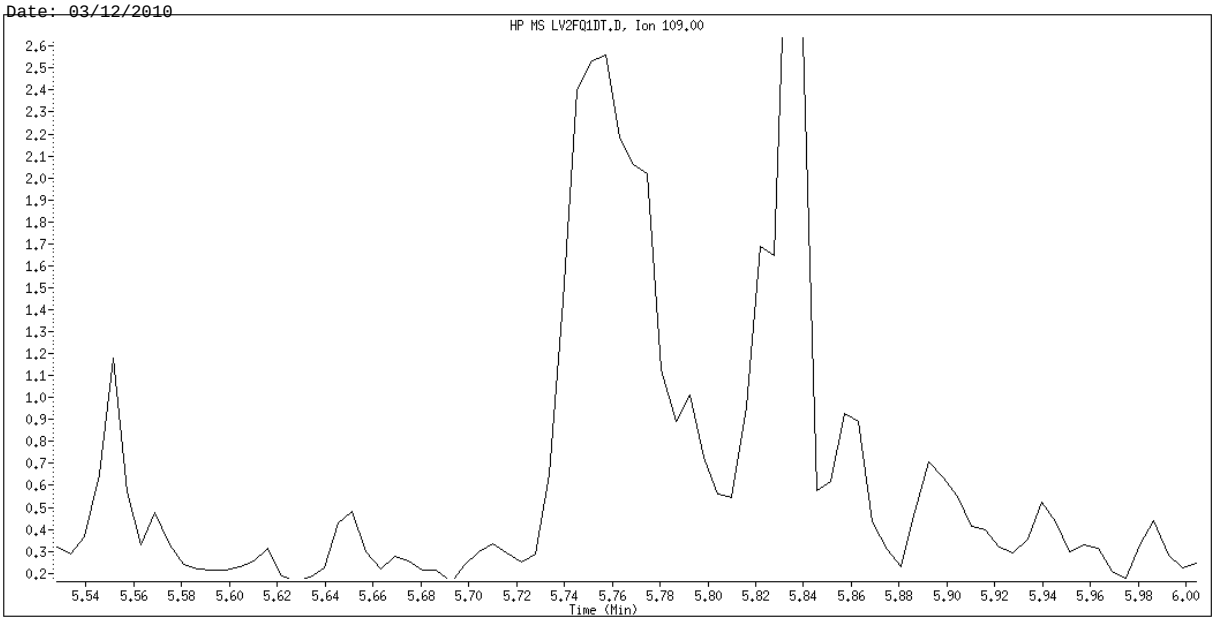

Original Integration

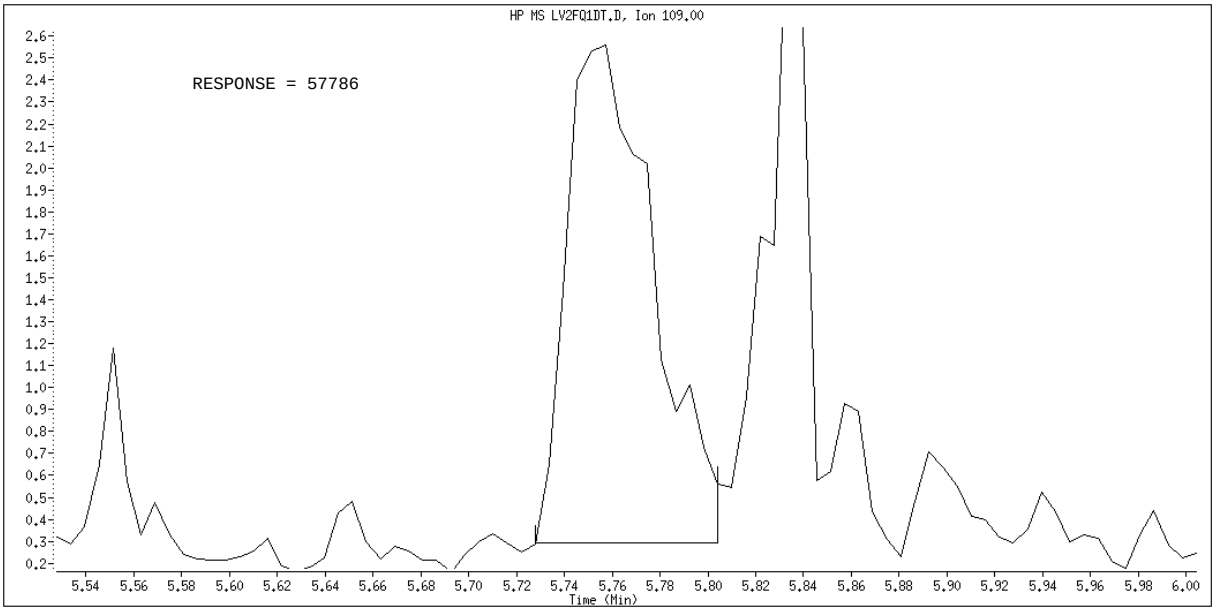

Manual Integration

Manually Integrated By: hulat
Manual Integration Reason: Poor Chromatography

Data File Name: LV2FQ1DT.D
Inj. Date and Time: 11-MAR-2010 12:01
Instrument ID: a4ag2.i
Client ID: CPCSS-043-5021-SO
Compound Name: 2,4-Dinitrotoluene
CAS #: 121-14-2
Report Date: 03/12/2010

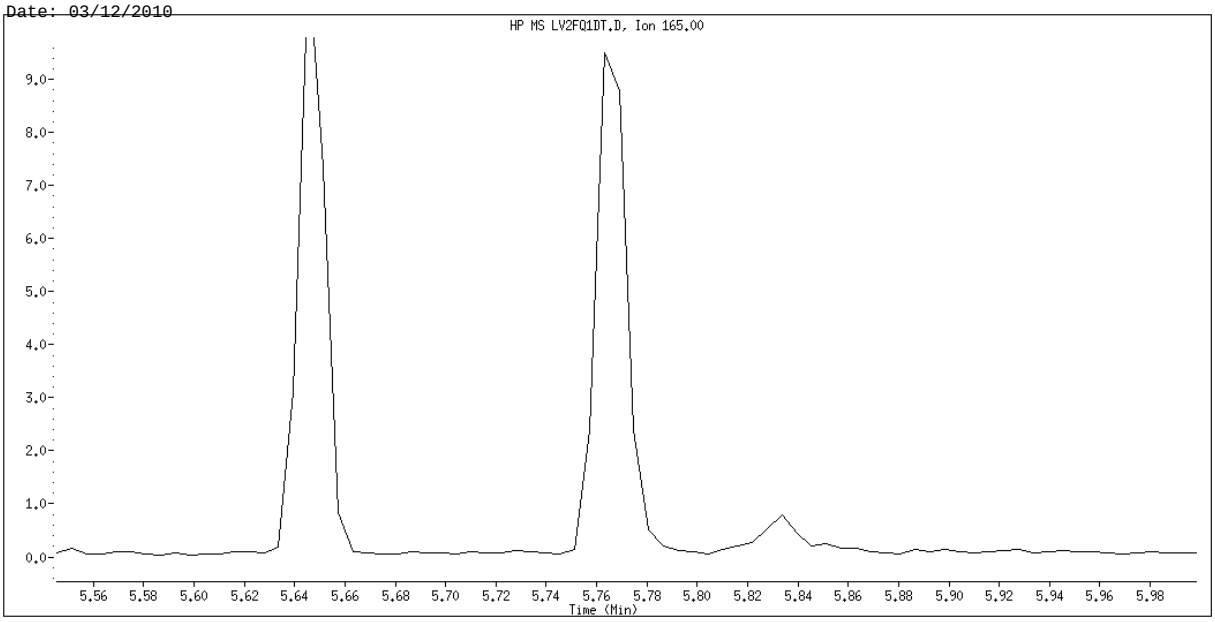

Original Integration

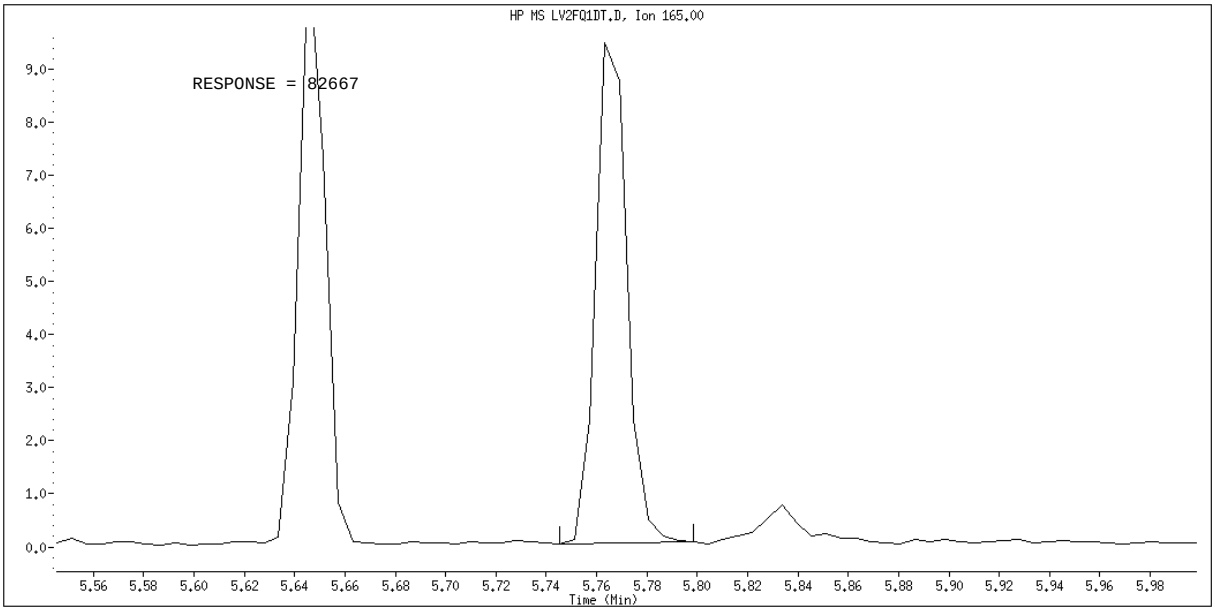

Manual Integration

Manually Integrated By: hulat
Manual Integration Reason: Peak not found

Data File Name: LV2FQ1DT.D
Inj. Date and Time: 11-MAR-2010 12:01
Instrument ID: a4ag2.i
Client ID: CPCSS-043-5021-SO
Compound Name: Benzo(a)Anthracene
CAS #: 56-55-3
Report Date: 03/12/2010

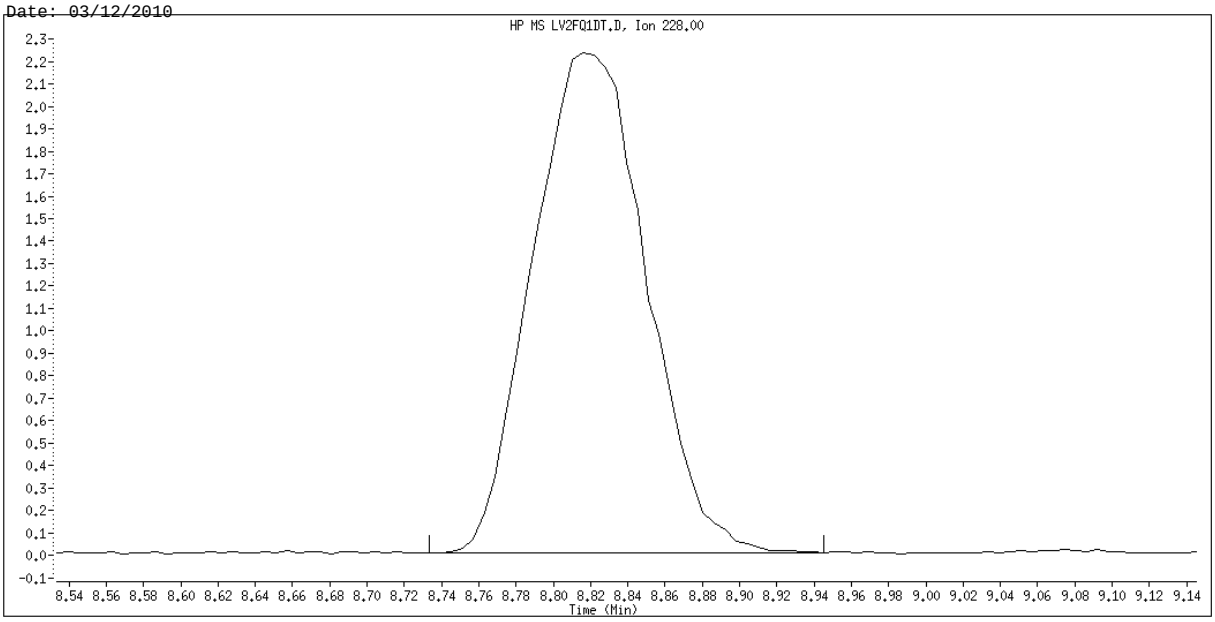

Original Integration

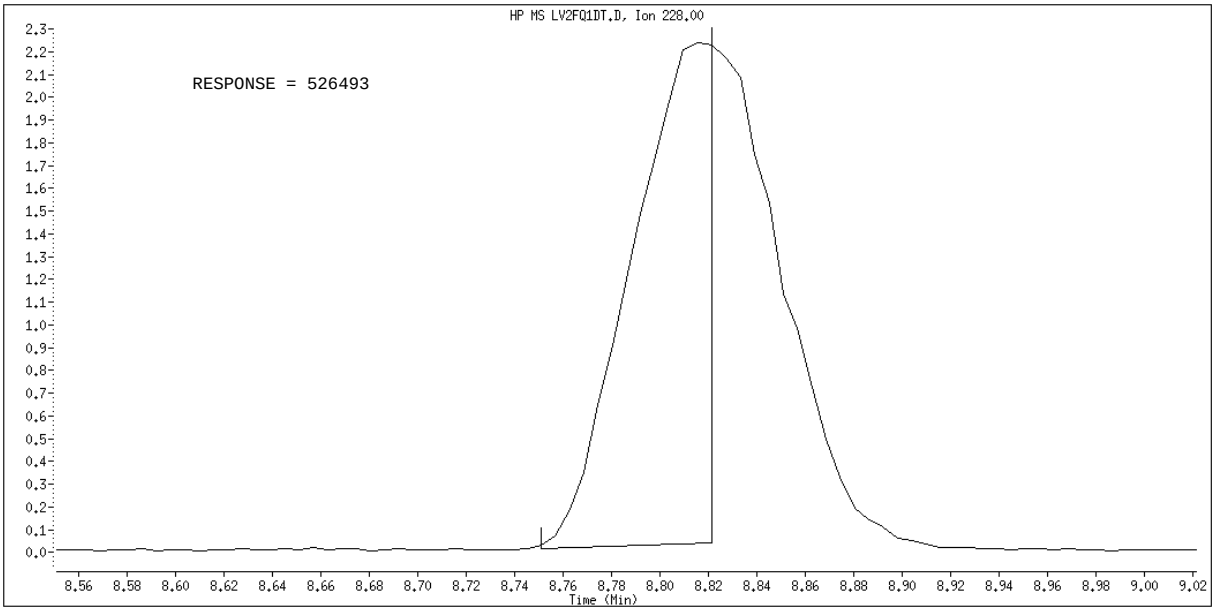

Manual Integration

Manually Integrated By: hulat
Manual Integration Reason: Poor Chromatography

Data File Name: LV2FQ1DT.D
Inj. Date and Time: 11-MAR-2010 12:01
Instrument ID: a4ag2.i
Client ID: CPCSS-043-5021-SO
Compound Name: Chrysene
CAS #: 218-01-9
Report Date: 03/12/2010

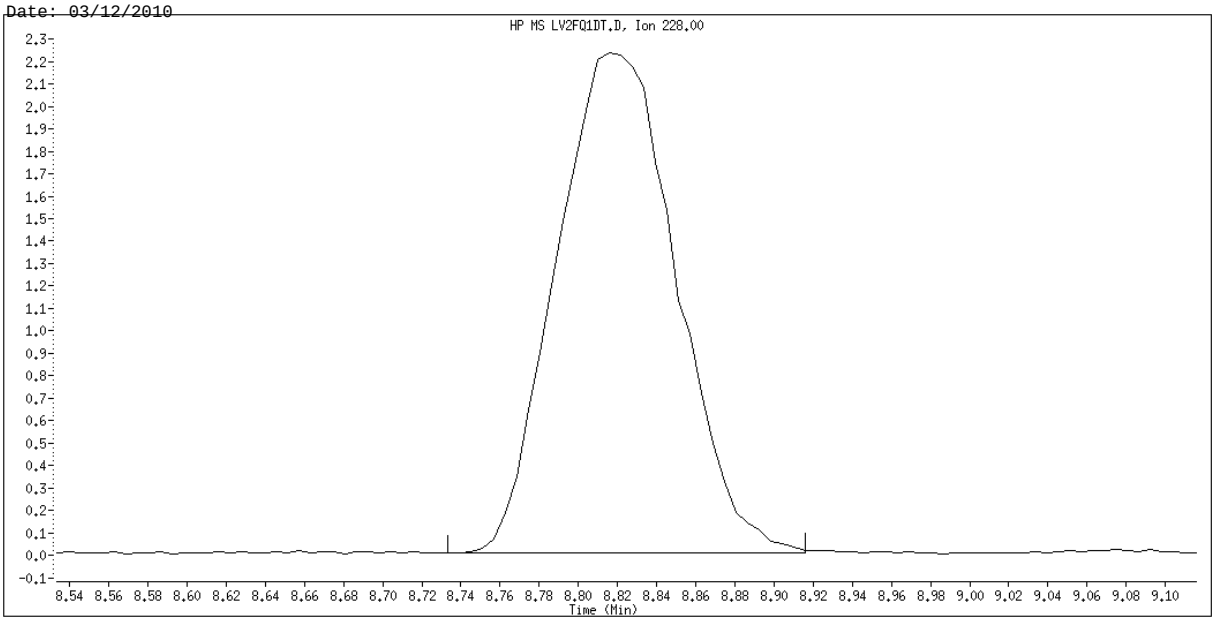

Original Integration

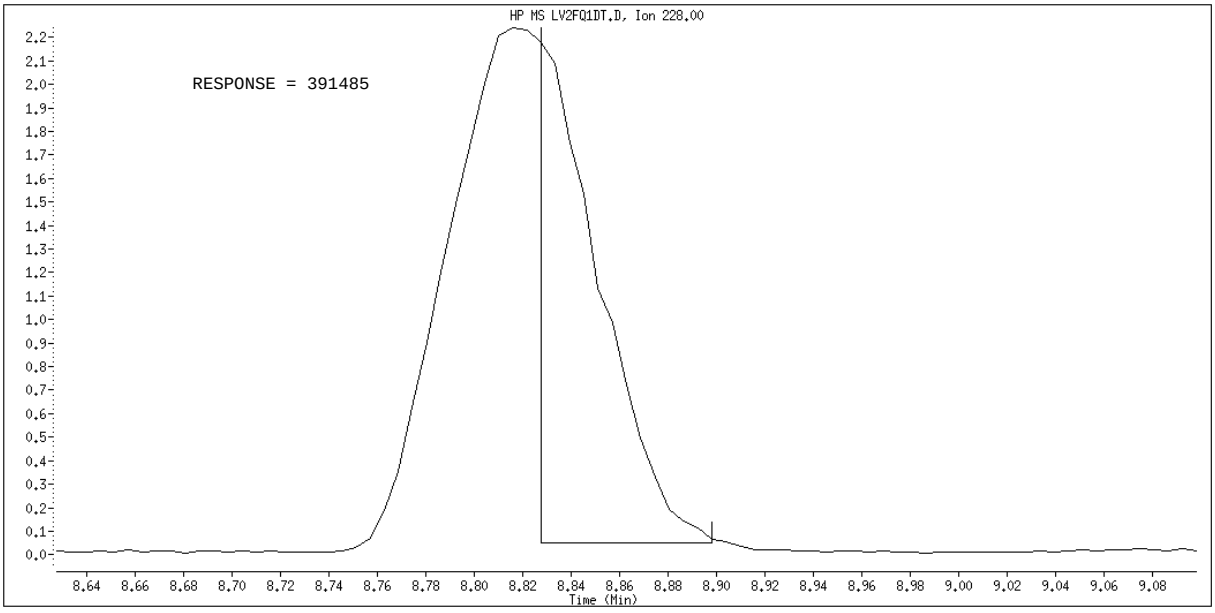

Manual Integration

Manually Integrated By: hulat
Manual Integration Reason: Poor Chromatography

Data File Name: LV2FQ1DT.D
Inj. Date and Time: 11-MAR-2010 12:01
Instrument ID: a4ag2.i
Client ID: CPCSS-043-5021-SO
Compound Name: Di-n-octylphthalate
CAS #: 117-84-0
Report Date: 03/12/2010

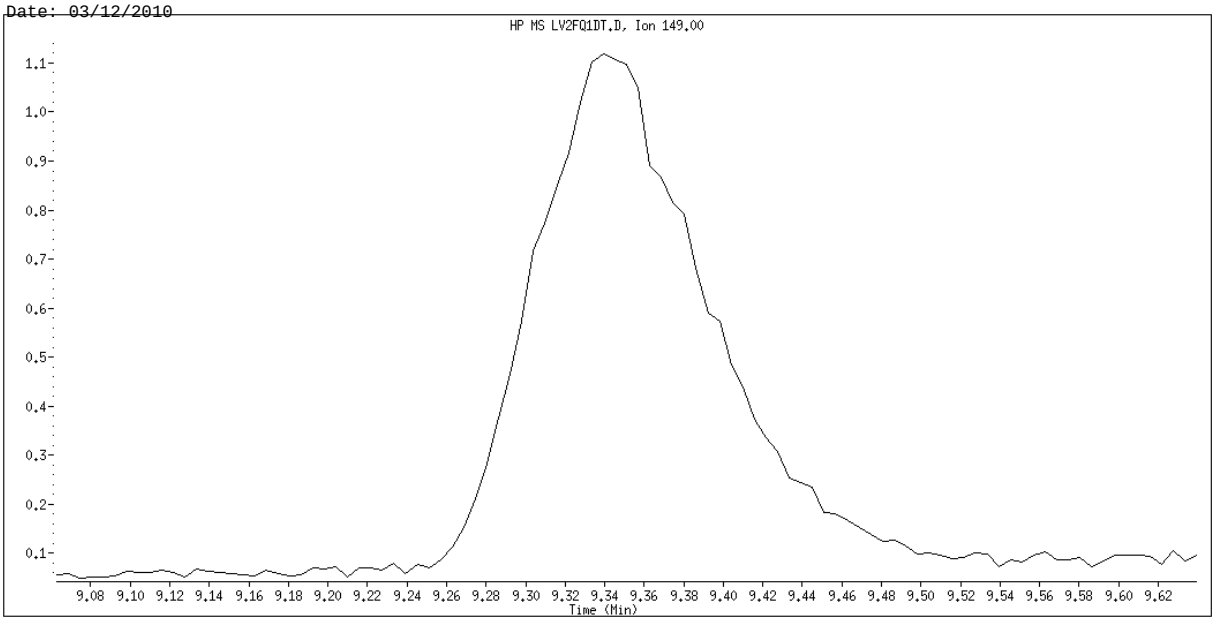

Original Integration

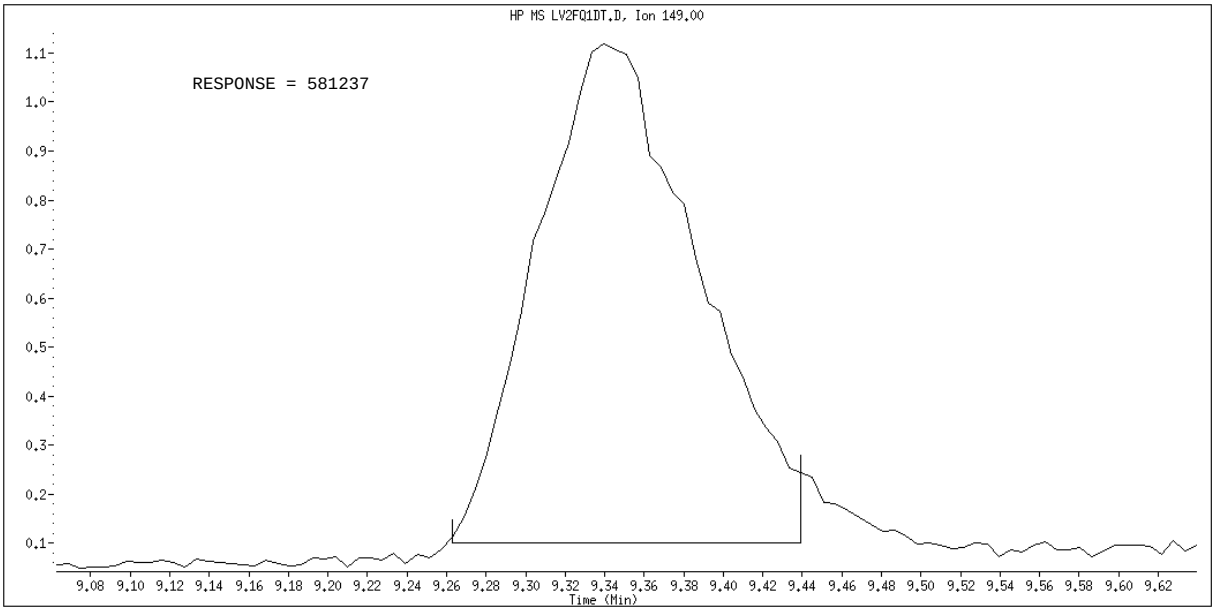

Manual Integration

Manually Integrated By: hulat
Manual Integration Reason: Poor Chromatography

Data File Name: LV2FQ1DT.D
Inj. Date and Time: 11-MAR-2010 12:01
Instrument ID: a4ag2.i
Client ID: CPCSS-043-5021-SO
Compound Name: Benzo(b)fluoranthene
CAS #: 205-99-2
Report Date: 03/12/2010

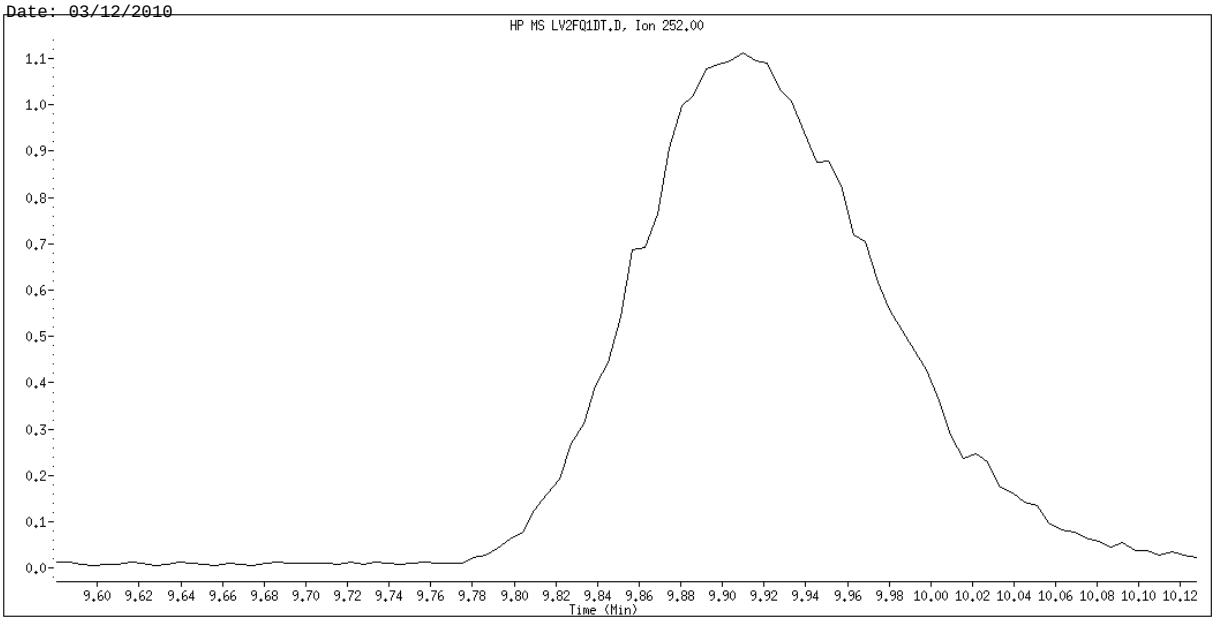

Original Integration

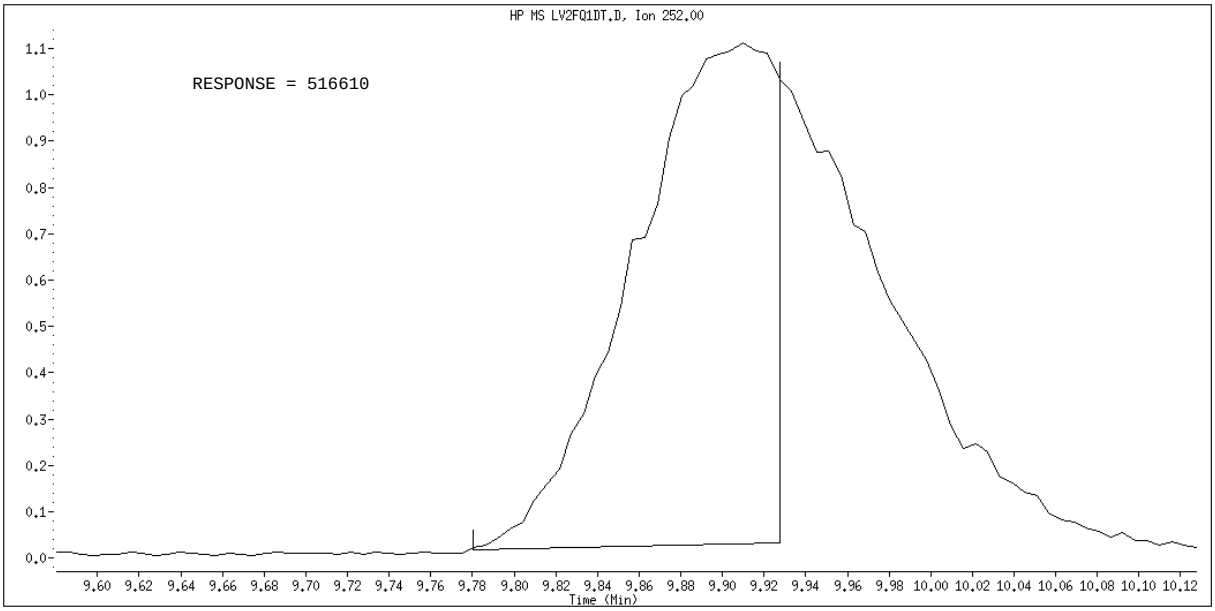

Manual Integration

Manually Integrated By: hulat
Manual Integration Reason: Poor Chromatography

Data File Name: LV2FQ1DT.D
Inj. Date and Time: 11-MAR-2010 12:01
Instrument ID: a4ag2.i
Client ID: CPCSS-043-5021-SO
Compound Name: Benzo(k)fluoranthene
CAS #: 207-08-9
Report Date: 03/12/2010

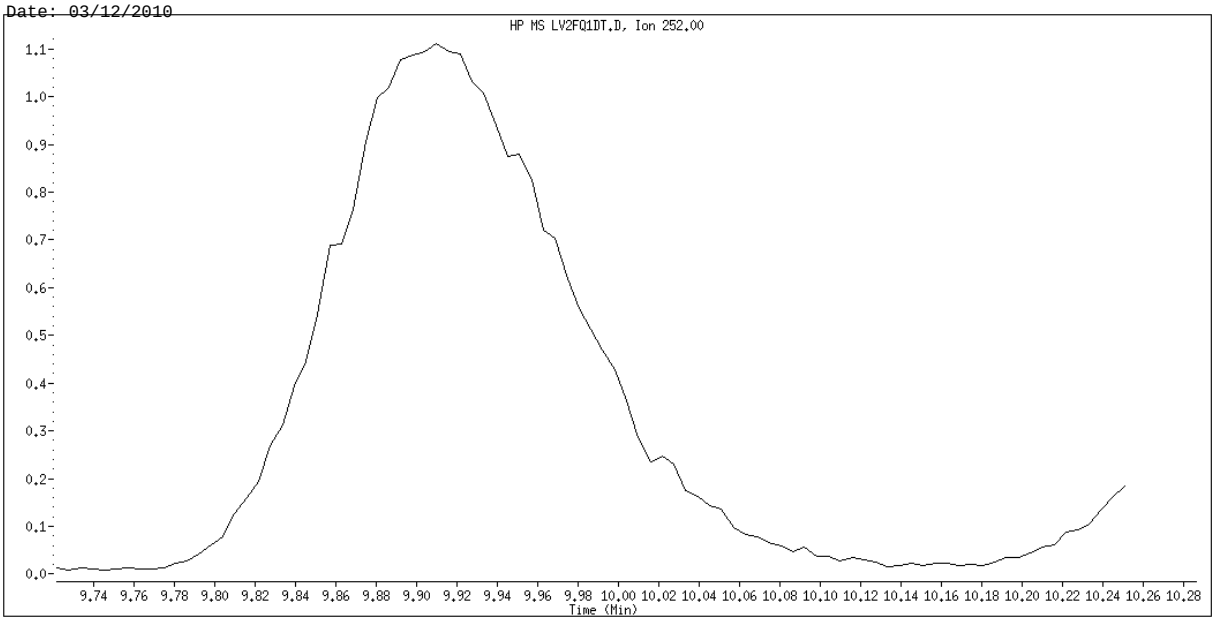

Original Integration

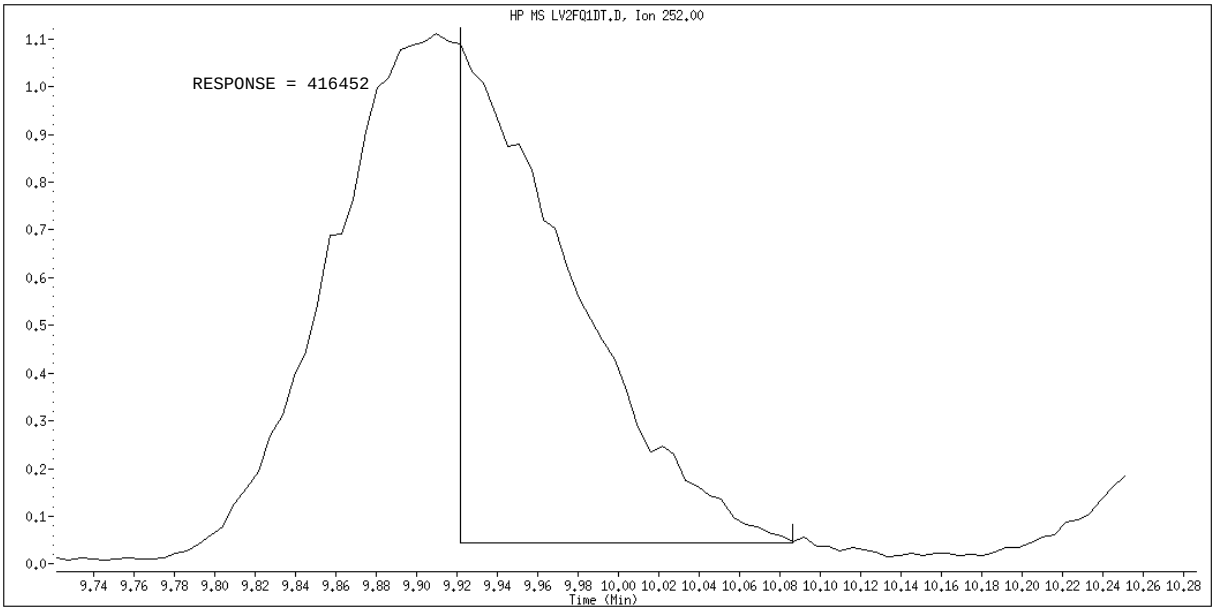

Manual Integration

Manually Integrated By: hulat
Manual Integration Reason: Poor Chromatography

Data File Name: LV2FQ1DT.D
Inj. Date and Time: 11-MAR-2010 12:01
Instrument ID: a4ag2.i
Client ID: CPCSS-043-5021-SO
Compound Name: Benzo(a)pyrene
CAS #: 50-32-8
Report Date: 03/12/2010

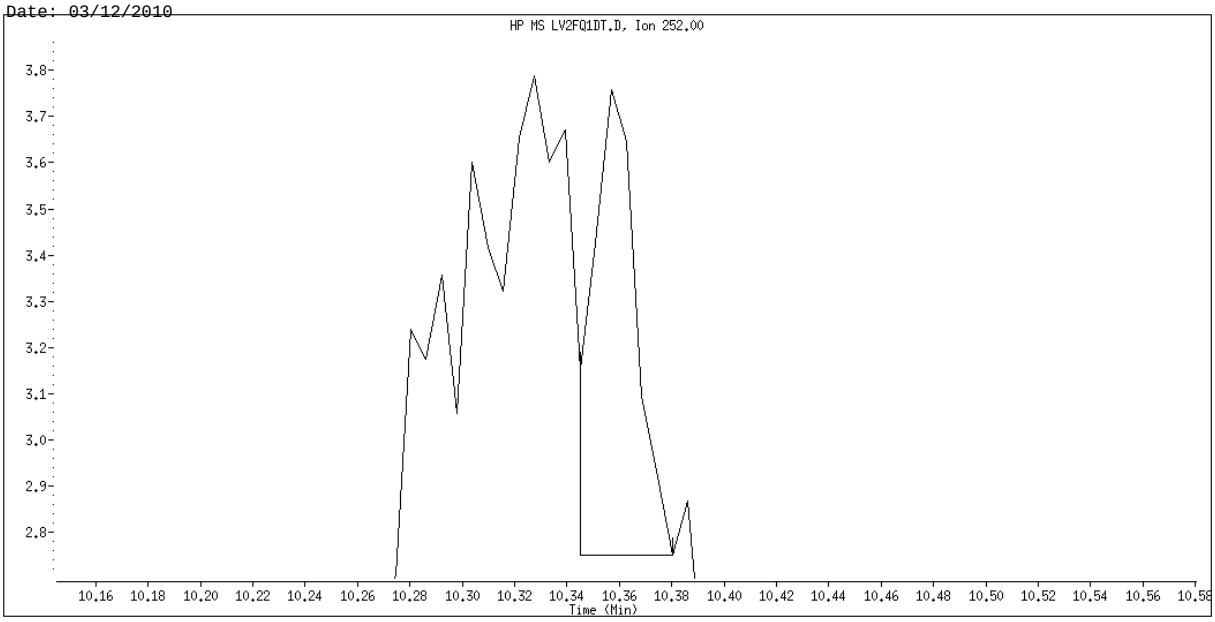

Original Integration

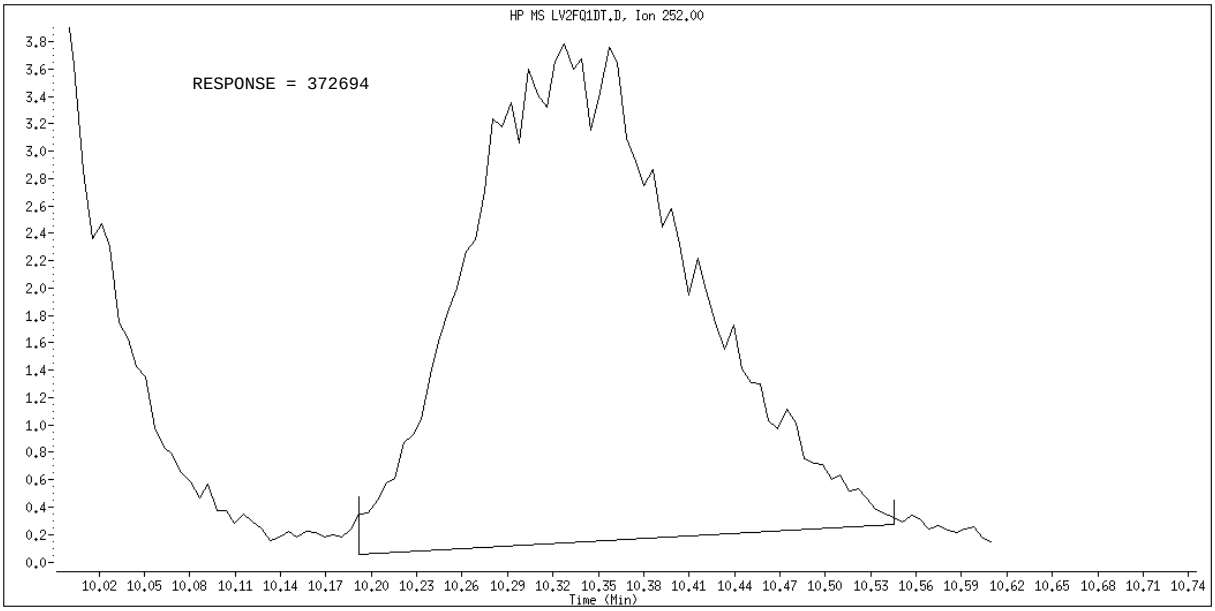

Manual Integration

Manually Integrated By: hulat
Manual Integration Reason: Poor Chromatography

Data File Name: LV2FQ1DT.D
Inj. Date and Time: 11-MAR-2010 12:01
Instrument ID: a4ag2.i
Client ID: CPCSS-043-5021-SO
Compound Name: Perylene-d12
CAS #: 1520-96-3
Report Date: 03/12/2010

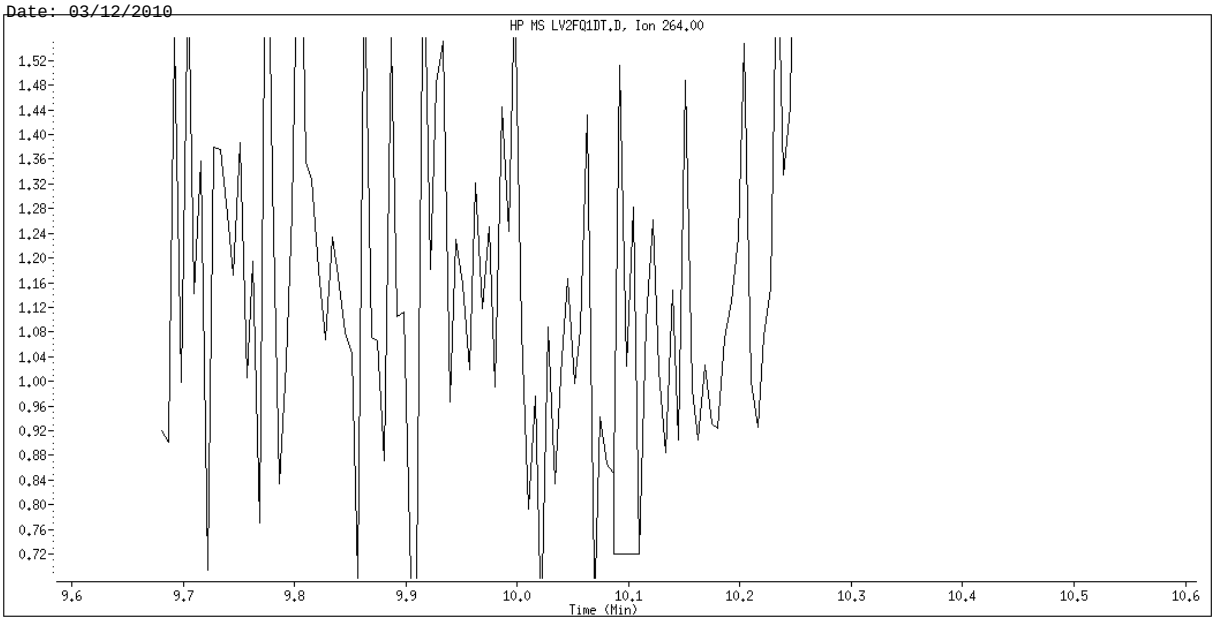

Original Integration

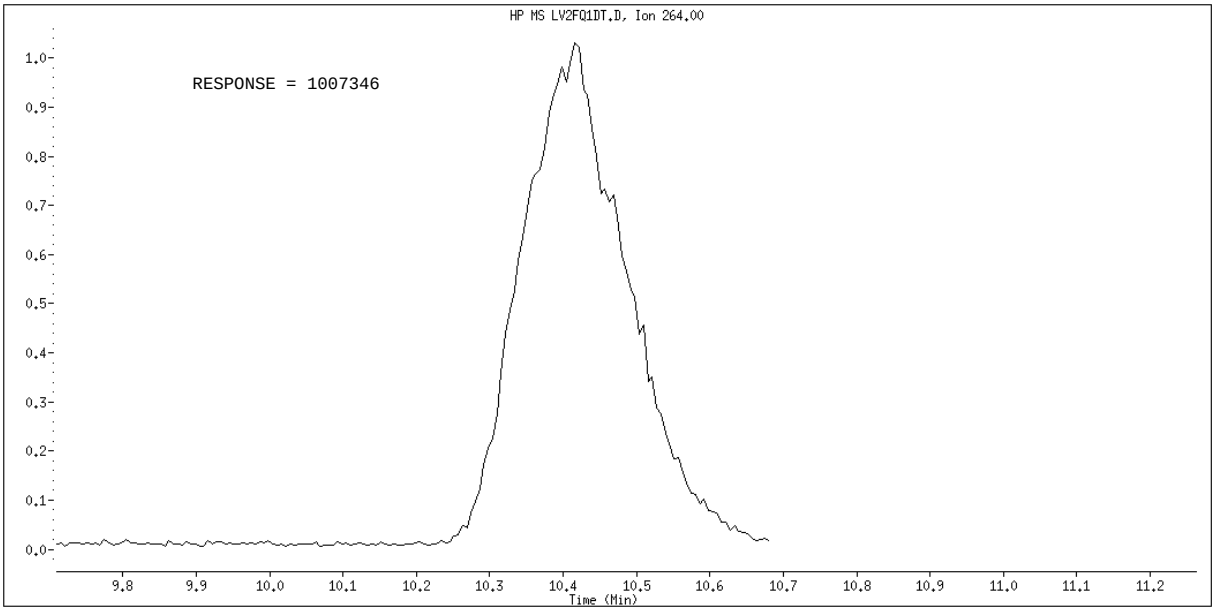

Manual Integration

Manually Integrated By: hulat
Manual Integration Reason: Poor Chromatography

Data File Name: LV2FQ1DT.D
Inj. Date and Time: 11-MAR-2010 12:01
Instrument ID: a4ag2.i
Client ID: CPCSS-043-5021-SO
Compound Name: Indeno(1,2,3-cd)pyrene
CAS #: 193-39-5
Report Date: 03/12/2010

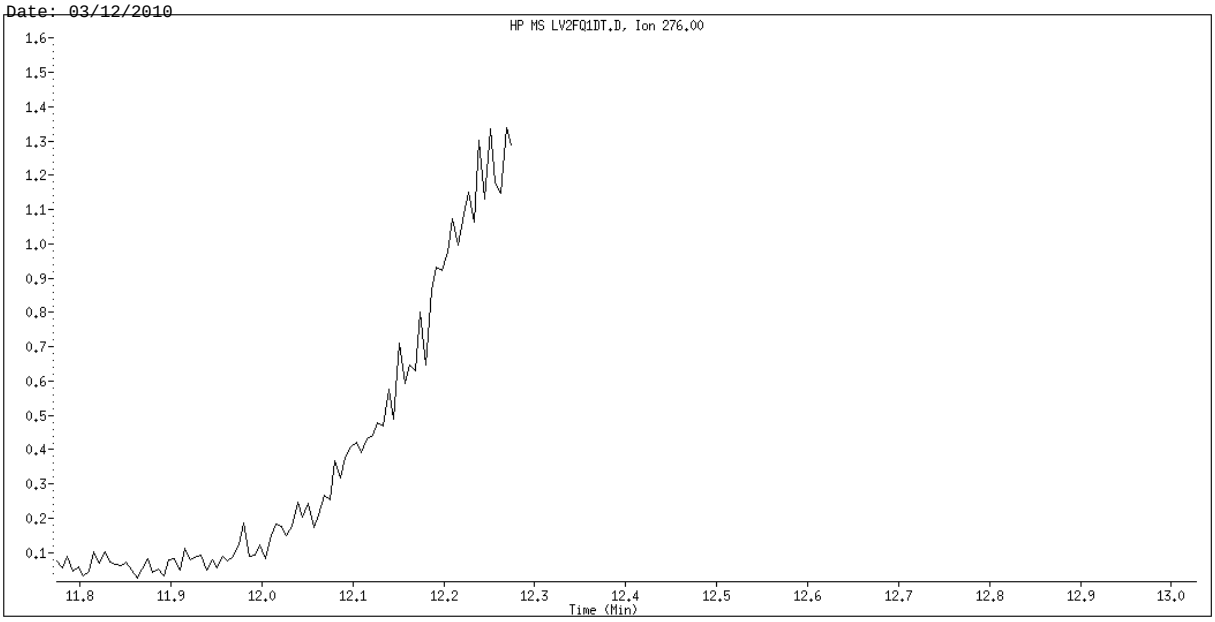

Original Integration

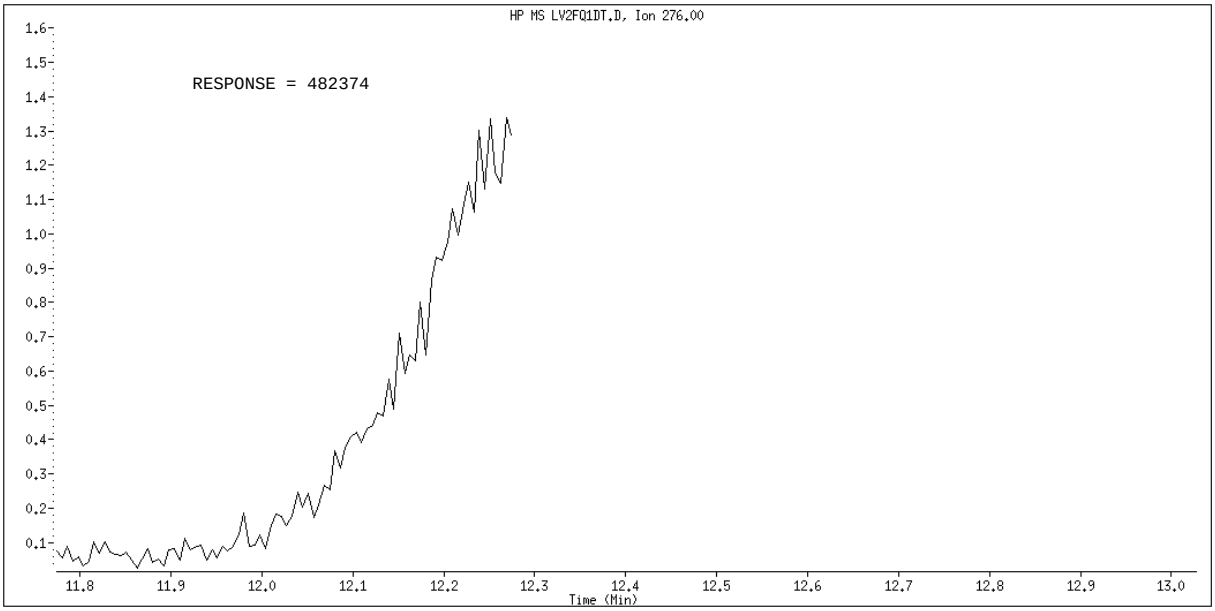

Manual Integration

Manually Integrated By: hulat
Manual Integration Reason: Unknown

Data File Name: LV2FQ1DT.D
Inj. Date and Time: 11-MAR-2010 12:01
Instrument ID: a4ag2.i
Client ID: CPCSS-043-5021-SO
Compound Name: Dibenz(a,h)anthracene
CAS #: 53-70-3
Report Date: 03/12/2010

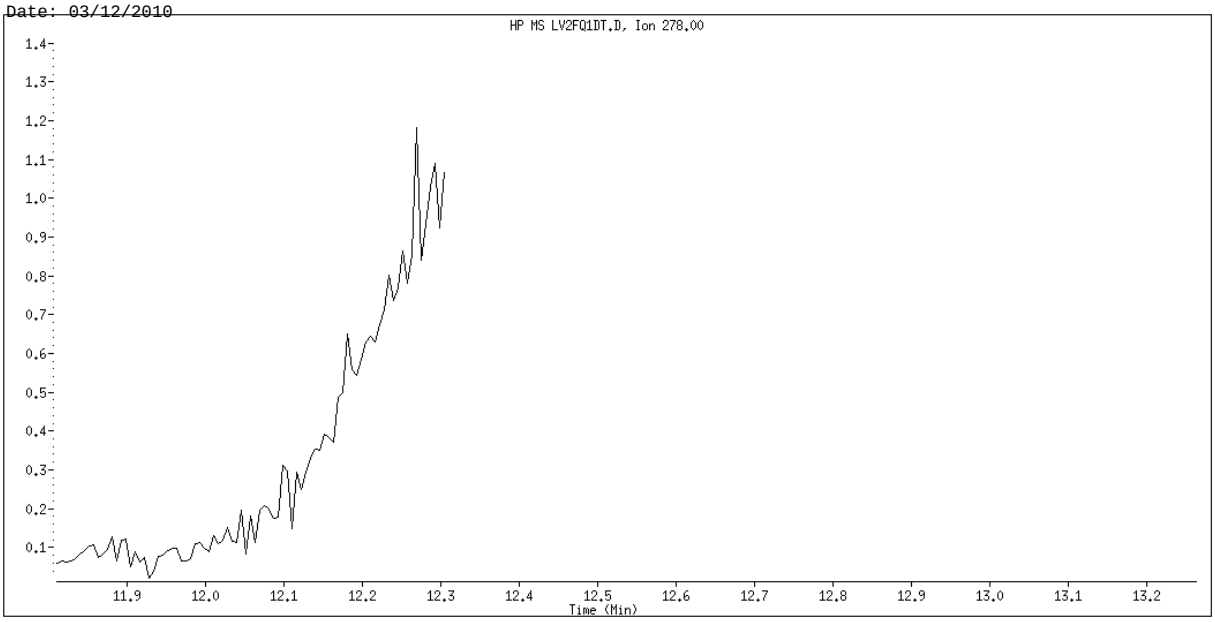

Original Integration

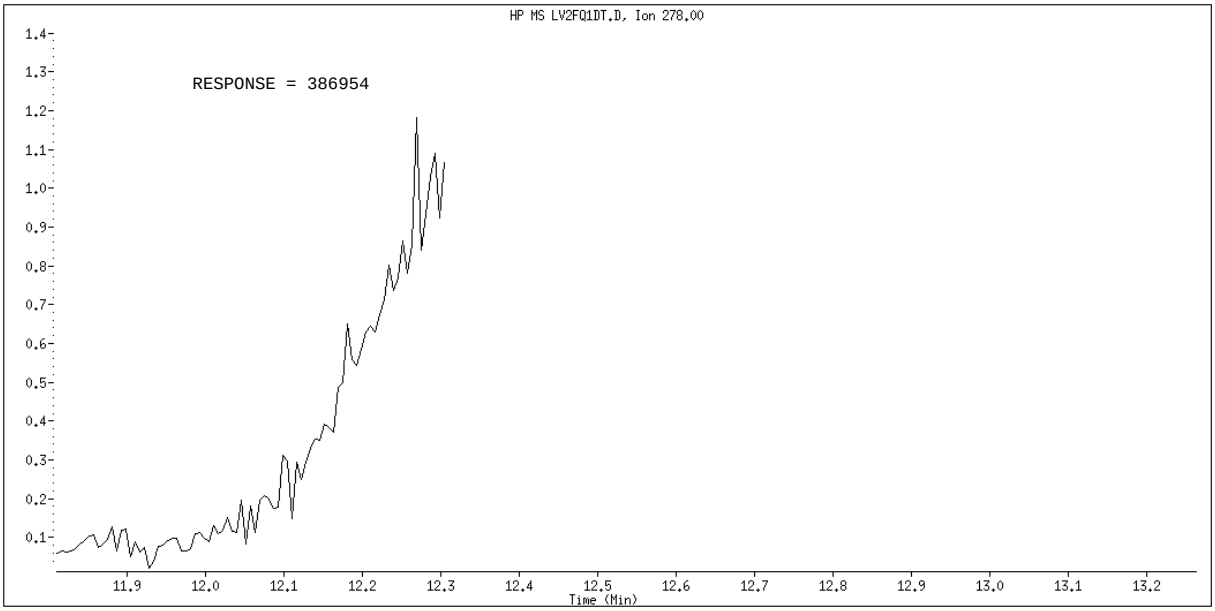

Manual Integration

Manually Integrated By: hulat
Manual Integration Reason: Poor Chromatography

Data File Name: LV2FQ1DT.D
Inj. Date and Time: 11-MAR-2010 12:01
Instrument ID: a4ag2.i
Client ID: CPCSS-043-5021-SO
Compound Name: Benzo(g,h,i)perylene
CAS #: 191-24-2
Report Date: 03/12/2010

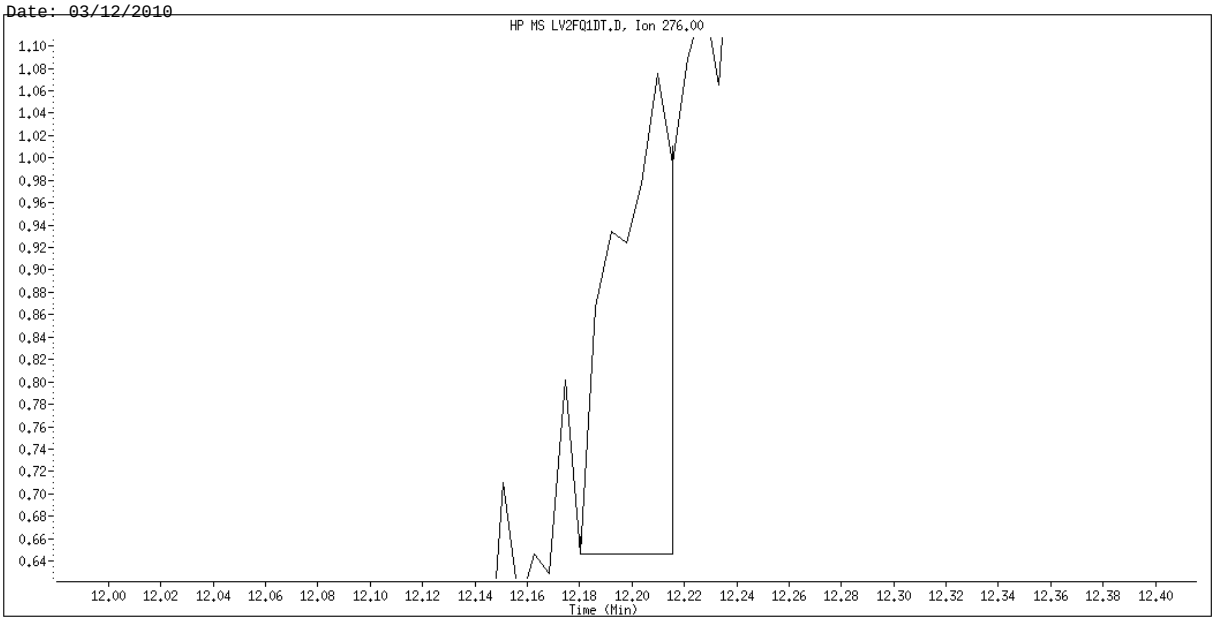

Original Integration

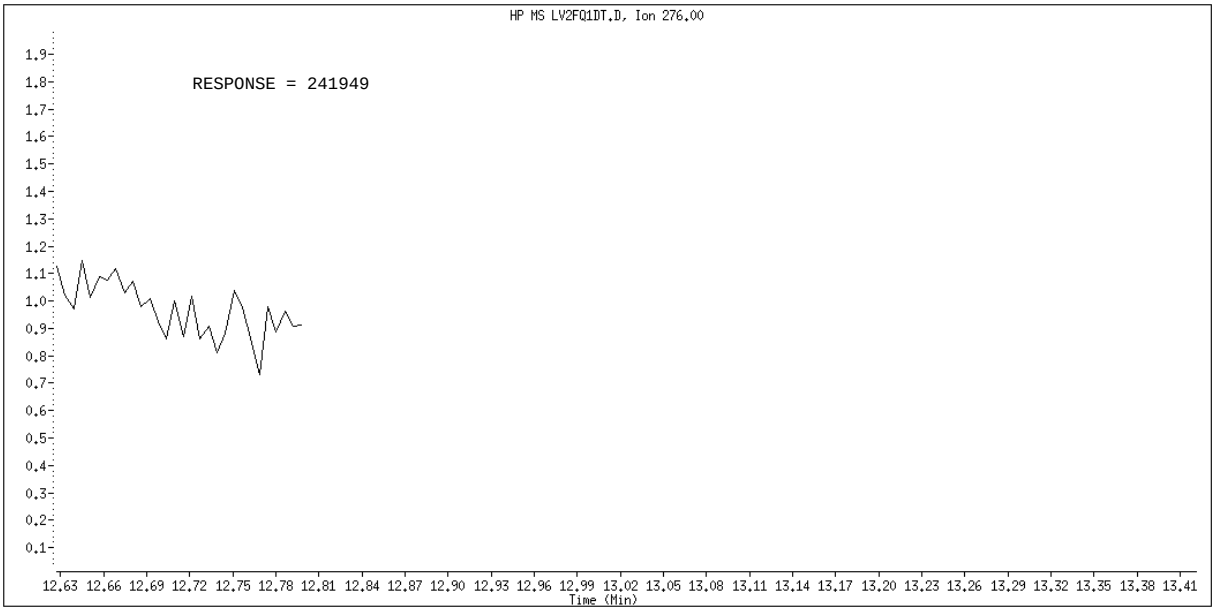

Manual Integration

Manually Integrated By: hulat
Manual Integration Reason: Poor Chromatography

TestAmerica
THE LEADER IN ENVIRONMENTAL TESTING

MISCELLANEOUS DATA

Method 8270C 625 | IS#: SV3548 | Date: 05-MAR-2010 11:49
MeCL2 Lot#: H50J00 | Operator: 046900
GC Program #: 2

Data File	Client ID-STD #	Sample ID	DF	Prep	Init	Unit	Fin mL	Comments	QUAL
2DF0305.D	SV3549							DFTPP 3.8	
2DF0305T.D	" "							DFTPP	
2SHHH0305.D	SV3588							CALIB_9	
2SHH0305.D	SV3587							CALIB_8	
2SH0305.D	SV3586							CALIB_7	
2SMH0305.D	SV3585							CALIB_6	
2SMM0305.D	SV3584							CALIB_5	
2SM0305.D	SV3583							CALIB_4	
2SML0305.D	SV3582							CALIB_3	
2SL0305.D	SV3581							CALIB_2	
2SLL0305.D	SV3580							CALIB_1	
ICVTCL.D	SV3589							CCALIB_6	
QCMRL.D	SV384							mrl	
LV79G1AA.D	INTRA-LAB BLANK		St.	03/03	30	g	2	METHOD BLANK	
LV79G1AC.D	INTRA-LAB CHECK			03/03	30	g	2	METHOD SPIKE	
LV7HR1A4.D	LL6SB-068-5217-SO	A0C020447		03/03	30	g	2	SAMPLE	
LV7JG1AF.D	LL6SB-070-5225-SO	A0C020447		03/03	30	g	2	SAMPLE	
LV7JH1AF.D	LL6SB-071-5229-SO	A0C020447		03/03	30	g	2	SAMPLE	
QCMRL2.D	SV3584							mrl	
LV8N01AC.D	0171-030110-0930	A0C030448	St.	03/03	1040	mL	2	SAMPLE	
LV8N41AC.D	0171-030110-1200	A0C030448	20/100	03/03	1040	mL	2	SAMPLE	
LV8N51AC.D	0171-030110-1500	A0C030448	50/100	03/03	1040	mL	2	SAMPLE	
LV8J31AM.D	GW-WTE1-030210-D	A0C030430	St.	03/03	980	mL	2	SAMPLE	

TestAmerica - North Canton

GC/MS SEMIVOLATILES INJECTION LOG Instr. a4ag2.i

Method 8270C 625 | IS#: SV3548 | Date: 09-MAR-2010 08:11

MeCL2 Lot#: HSDJ00 | Operator: 046900

GC Program #: 2

Data File	Client ID-STD #	Sample ID	DF	Prep	Init	Unit	Fin mL	Comments	QUAL
2DF0309.D	SV3549							DFTPP	
2DF0309T.D	" "							DFTPP	
2SMH0309.D	SV3585							CCALIB_6	
QCMRL.D	SV3584							mrl	
LV21F1AA.D	INTRA-LAB BLANK			02/25	30	g	2	METHOD BLANK	
LV21F1AC.D	INTRA-LAB CHECK			02/25	30	g	2	METHOD SPIKE	
LV2D61A5.D	B12SB-030-5093-SO	A0B240490		02/25	30	g	2	SAMPLE	
LV2D71A5.D	B12SB-030-5094-SO	A0B240490		02/25	30	g	2	SAMPLE	
LV2D81A5.D	B12SB-030-6076-FD	A0B240490		02/25	30	g	2	SAMPLE	
LV2D91A5.D	B12SB-031-5097-SO	A0B240490		02/25	30	g	2	SAMPLE	
LV2EC1A5.D	B12SB-031-5098-SO	A0B240490		02/25	30	g	2	SAMPLE	
LV2EF1A5.D	B12SB-032-5101-SO	A0B240490		02/25	30	g	2	SAMPLE	
LV2EH1A5.D	B12SB-032-5102-SO	A0B240490		02/25	30	g	2	SAMPLE	
QCMRL2.D	SV3584							mrl	
MDLCHK1.D		SDGa00195			30	g	2	SAMPLE	DNR
MDLCHK2.D		SDGa00195			30	g	2	SAMPLE	DNR
MDLCHK3.D		SDGa00195			30	g	2	SAMPLE	DNR

TestAmerica - North Canton

GC/MS SEMIVOLATILES INJECTION LOG Instr. a4ag2.i

Method 8270C 625 IS#: SV3549

MeCL2 Lot#: 450700

GC Program #: 2

Date: 10-MAR-2010 07:53

Operator: 046900

Target Batch: 00310A.b

Data File	Client ID-STD #	Sample ID	DF	Prep	Init	Unit	Fin mL	Comments	QUAL
2DF0310.D	SV3549							DFTPP	
2DF0310T.D	" "							DFTPP	
2SHHH0310.D	SV3588							CALIB_9	
2SHH0310.D	SV3587							CALIB_8	
2SH0310.D	SV3586							CALIB_7	
2SMH0310.D	SV3585							CALIB_6	
2SMM0310.D	SV3584							CALIB_5	
2SM0310.D	SV3583							CALIB_4	
2SML0310.D	SV3582							CALIB_3	
2SL0310.D	SV3581							CALIB_2	
2SLL0310.D	SV3580							CALIB_1	
ICVTCL.D	SV3589							CCALIB_6	
QCMRL.D	SV3584							mrl	
LV79L1AA.D	INTRA-LAB BLANK			03/03	1000	mL	2	METHOD BLANK	
LV79L1AC.D	INTRA-LAB CHECK			03/03	1000	mL	2	METHOD SPIKE	
LV7MC1AC.D	LL8SW-092-5383-SW	A0C020458		03/03	1020	mL	2	SAMPLE	
LV7MC1DX.D	LL8SW-092-5383-SW	A0C020458		03/03	500	mL	2	MS	
LV7MC1D0.D	LL8SW-092-5383-SW	A0C020458		03/03	500	mL	2	MSD	
LV7ML1AN.D	LL8SW-090-6115-FD	A0C020458		03/03	990	mL	2	SAMPLE	
LV7MM1A1.D	LL8SW-090-5384-SW	A0C020458		03/03	980	mL	2	SAMPLE	
LV7MN1AC.D	LL8SW-091-5385-SW	A0C020458		03/03	980	mL	2	SAMPLE	
LV7MR1AC.D	LL6SW-081-5242-SW	A0C020458		03/03	1030	mL	2	SAMPLE	
QCMRL2.D	SV3584							mrl	
MDLCHK1.D	SV3580	SDGa00195			1000		0	SAMPLE	
MDLCHK2.D	SV3581	SDGa00195			30	g	2	SAMPLE	
MDLCHK3.D	SV3582	SDGa00195			30	g	2	SAMPLE	

TestAmerica - North Canton

GC/MS SEMIVOLATILES INJECTION LOG Instr. a4ag2.i

Method 8270C 625 IS#: SV3548 Date: 11-MAR-2010 07:30

MeCL2 Lot#: H50J00 Operator: 046900

GC Program #: 2 Target Batch: 00311A.b

Data File	Client ID-STD #	Sample ID	DF	Prep	Init	Unit	Fin mL	Comments	QUAL
2DF0311.D	SV3549							DFTPP	ok
2DF0311T.D	" "							DFTPP	ok
2SMH0311.D	SV3585							CCALIB_6	ok
QCMRL.D	SV3584							mrl	ok
INSTBLK.D		SDGa00195			30	g	2	SAMPLE	ok
LV2D51AP.D	B12SB-028-5088-SO	A0B240490		02/25	30	g	2	SAMPLE	ok
LV2D21AD.D	B12SB-028-5087-SO	A0B240490		02/25	30	g	2	SAMPLE	ok
LV2EJ1AC.D	CPCSS-036-5014-SO	A0B240490		02/25	30	g	2	SAMPLE (IS ↓)	(rean)
LV2FA1AJ.D	CPCSS-037-5015-SO	A0B240490		02/25	30	g	2	SAMPLE	ok
LV2FD1AQ.D	CPCSS-037-6041-FD	A0B240490		02/25	30	g	2	SAMPLE	ok
LV2FG1AX.D	CPCSS-038-5016-SO	A0B240490		02/25	30	g	2	SAMPLE	ok
LV2FH1AD.D	CPCSS-039-5017-SO	A0B240490		02/25	30	g	2	SAMPLE	ok
LV2FK1AX.D	CPCSS-040-5018-SO	A0B240490		02/25	30	g	2	SAMPLE	ok
LV2FM1A5.D	CPCSS-041-5019-SO	A0B240490		02/25	30	g	2	SAMPLE	ok
LV2FP1A5.D	CPCSS-042-5020-SO	A0B240490		02/25	30	g	2	SAMPLE	ok
LV2FQ1DQ.D	CPCSS-043-5021-SO	A0B240490	25/100	02/25	30	g	2	SAMPLE	ok
LV2FQ1DR.D	CPCSS-043-5021-SO	A0B240490	25/100	02/25	30	g	2	MS	ok
LV2FQ1DT.D	CPCSS-043-5021-SO	A0B240490	25/100	02/25	30	g	2	MSD	ok
LV7LP1AC.D	LL8SD-092-5377-SD	A0C020458		03/03	30	g	2	SAMPLE	ok
LV7LX1AJ.D	LL8SD-090-5378-SD	A0C020458		03/03	30	g	2	SAMPLE	ok
LV7L01AQ.D	LL8SD-091-5379-SD	A0C020458		03/03	30	g	2	SAMPLE	ok
LV7L11AD.D	LL8SD-091-6113-FD	A0C020458		03/03	30	g	2	SAMPLE	ok
LV9DA1AD.D	F15SB-031-5405-SO	A0C030547		03/04	30	g	2	SAMPLE	ok
LV9DF1AP.D	F15SB-031-5406-SO	A0C030547		03/04	30	g	2	SAMPLE (IS ↓)	(rean)
LV2FG2AX.D		SDGa00195	10/100		30	g	2	SAMPLE	ok
QCMRL2.D	SV3584	SDGa00195			30	g	2	SAMPLE	ok

TestAmerica - North Canton

GC/MS SEMIVOLATILES INJECTION LOG Instr. a4ag2.i

Method 8270C 625 | IS#: SV3548 | Date: 11-MAR-2010 07:30

MeCL2 Lot#: H50J00 | Operator: 046900

GC Program #: 2 | Target Batch: 00311A.b

Data File	Client ID-STD #	Sample ID	DF	Prep	Init	Unit	Fin mL	Comments	QUAL
MDLCHK1.D	SV3580	SDGa00195			30	g	2	SAMPLE	Q
MDLCHK2.D	SV3581	SDGa00195			30	g	2	SAMPLE	Q
MDLCHK3.D	SV3582	SDGa00195			30	g	2	SAMPLE	Q

3/12

TestAmerica - North Canton

GC/MS SEMIVOLATILES INJECTION LOG Instr. a4ag2.i

Method 8270C 625 IS#: SV3548 Date: 16-MAR-2010 12:32

MeCL2 Lot#: H50J00 Operator: 046900

GC Program #: 2 Target Batch: 00316A.b

Data File	Client ID-STD #	Sample ID	DF	Prep	Init	Unit	Fin mL	Comments	QUAL
2DF0316.D	SV3549							DFTPP 3rd	a
2DF0316T.D	SV3549							DFTPP	a
2SHHH0316.D	SV3588							CALIB_9	a
2SHH0316.D	SV3587							CALIB_8	a
2SH0316.D	SV3586							CALIB_7	a
2SMH0316.D	SV3585							CALIB_6	a
2SMM0316.D	SV3584							CALIB_5	a
2SM0316.D	SV3583							CALIB_4	a
2SML0316.D	SV3582							CALIB_3	a
2SL0316.D	SV3581							CALIB_2	a
2SLL0316.D	SV3580							CALIB_1	a
ICVTCL.D	SV3589							CCALIB_6	a
QCMRL.D	SV3584	SDGa00195			30	g	2	SAMPLE	a
LWHVH1AA.D	INTRA-LAB BLANK	+HVJ		03/11	30	g	2	METHOD BLANK	a/a PAH
LWHVH1AC.D	INTRA-LAB CHECK	+HVJ		03/11	30	g	2	METHOD SPIKE	a/a
LWHC21AD.D	LL7SB-060-5179-SO	A0C100516		03/11	30	g	2	SAMPLE (55 in blk)	(a-reat) ✓
LV2EJ1AC.D	CPCSS-036-5014-SO	A0B240490		02/25	30	g	2	SAMPLE	a
LV7MR1AC.D	LL6SW-081-5242-SW	A0C020458		03/03	1030	mL	2	SAMPLE	(a) *
LWAGP1AD.D	LL5SB-053-5153-SO	A0C040514		03/10	30	g	2	SAMPLE (low 55's)	(a-reat) ✓
LWAGR1AP.D	LL5SB-053-5154-SO	A0C040514		03/10	30	g	2	SAMPLE " "	(a-reat)
LWAGW1AT.D	LL5SB-055-5162-SO	A0C040514		03/10	30	g	2	SAMPLE (155*)	(Sem)
LWAGO1AG.D		SDGa00195			30	g	2	SAMPLE	a
QCMRL2.D	SV3584	SDGa00195			30	g	2	SAMPLE	a
MDLCHK1.D	SV3580	SDGa00195			30	g	2	SAMPLE	a
MDLCHK2.D	SV3581	SDGa00195			30	g	2	SAMPLE	a
MDLCHK3.D	SV7582	SDGa00195			30	g	2	SAMPLE	a

* no reat per PM - at 2x hold.

TestAmerica - North Canton

GC/MS SEMIVOLATILES INJECTION LOG Instr. a4ag2.i

Method 8270C 625 IS#: 563548 Date: 16-MAR-2010 12:32

MeCL2 Lot#: H50J00 Operator: 046900

GC Program #: 2 Target Batch: 00316A.b

Data File	Client ID-STD #	Sample ID	DF	Prep	Init	Unit	Fin mL	Comments	QUAL
LWHHC1AG.D	SE-C-S-(8.5-10)-030	0C09463		03/11	30	g	2	SAMPLE	a
LWHGW1AG.D	SE-D-S-(4-6)-030910	0C09463		03/11	30	g	2	SAMPLE	a
LWFJD1AD.D	SE-I-S-(17-22.5)-03	0C09463		03/11	30	g	2	SAMPLE	a
LWFJN1AD.D	SE-H-S-(16.25-18.25	0C09463		03/11	30	g	2	SAMPLE	a

TestAmerica - North Canton

GC/MS SEMIVOLATILES INJECTION LOG Instr. a4hp7.i

Method 8270C 625 IS#: SV3548 Date: 05-MAR-2010 10:06

MeCL2 Lot#: H50J00 Operator: 001710

GC Program #: 2

Data File	Client ID-STD #	Sample ID	DF	Prep	Init	Unit	Fin mL	Comments	QUAL
7DF0305.D	SV3549							DFTPP 3/7/10	OK
7DF0305T.D	SV3549							DFTPP	OK
7SMM0305.D	SV3584							CALIB_5	OK
7SM0305.D	SV3583							CALIB_4	OK
7SML0305.D	SV3582							CALIB_3	OK
7SL0305.D	SV3581							CALIB_2	OK
7SLL0305.D	SV3580							CALIB_1	OK
7SHHH0305.D	SV3588							CALIB_9	OK
7SHH0305.D	SV3587							CALIB_8	OK
7SH0305.D	SV3586							CALIB_7	OK
7SMH0305.D	SV3585							CALIB_6	OK
ICVTCL.D	SV3589							CCALIB_6	OK

TestAmerica - North Canton

GC/MS SEMIVOLATILES INJECTION LOG Instr. a4hp7.i

Method 8270C 625 IS#: SV3548 Date: 05-MAR-2010 13:57

MeCL2 Lot#: HSOJ00 Operator: 001710

GC Program #: 2

Data File	Client ID-STD #	Sample ID	DF	Prep	Init	Unit	Fin mL	Comments	QUAL
7DF0305B.D	SV3549							DFTPP 3/8	
7DF0305BT.D	SV3549							DFTPP	
7SMH0305B.D	SV3585							CCALIB 6	
QCMRLCK.D	SV3584							mrl	
LV21E1AA.D	INTRA-LAB BLANK		ST	02/25	30	g	2	METHOD BLANK	OK
LV21E1AC.D	INTRA-LAB CHECK			02/25	30	g	2	METHOD SPIKE	OK
LV0301DQ.D	LL6SS-074-5238-SO	A0B230467		02/25	30	g	2	SAMPLE	OK
LV0301DR.D	LL6SS-074-5238-SO	A0B230467		02/25	30	g	2	MS	OK
LV0301DT.D	LL6SS-074-5238-SO	A0B230467		02/25	30	g	2	MSD	OK
LV2DH1DQ.D	B12SB-027-5083-SO	A0B240490		02/25	30	g	2	SAMPLE	OK
LV2DH1DR.D	B12SB-027-5083-SO	A0B240490		02/25	30	g	2	MS	OK
LV2DH1DT.D	B12SB-027-5083-SO	A0B240490		02/25	30	g	2	MSD	OK
LV03V1AD.D	LL6SS-073-5237-SO	A0B230467		02/25	30	g	2	SAMPLE	OK
LV0351AN.D	LL6SS-078-6059-FD	A0B230467		02/25	30	g	2	SAMPLE	OK
LV0341AG.D	LL6SS-078-5240-SO	A0B230467		02/25	30	g	2	SAMPLE	OK
LV0361AN.D	LL6SS-079-5241-SO	A0B230467		02/25	30	g	2	SAMPLE	OK
LV0311A5.D	LL6SS-076-5239-SO	A0B230467		02/25	30	g	2	SAMPLE	OK
LV2D01A5.D	B12SB-027-5084-SO	A0B240490		02/25	30	g	2	SAMPLE	OK
QCMRLCL.D	SV3584							mrl	OK
MDLL1.D	SV3580	SDGa00278			30	g	2	SAMPLE	DNR
MDLL2.D	SV3581	SDGa00278			30	g	2	SAMPLE	DNR
MDLL3.D	SV3582	SDGa00278			30	g	2	SAMPLE	DNR

North Canton

TestAmerica Laboratories, Inc.
EXTRACTION BENCH SHEET

Run Date: 3/23/2010
Time: 15:09:44

LEV 1	LEV 2		LEV 1	LEV 2	
Y	Y	Blank	Y	Y	Weights/Volumes
Y	Y	Check	Y	Y	Spike & Surrogate Worksheet
Y	Y	MS/MSD	Y	Y	Vial contains correct volume
			Y	Y	Labels, greenbars, worksheets
					computer batch: correct &
			_	_	Anomalies to Extraction Method

Y Expanded Deliverable
Y COC Completed
Y Bench Sheet Copied
= Package Submitted to AnalyticalGroup
Bench Sheet Copied per COC

Extractionist: 403847 Jeff Shanklin

Concentrationist: 000123 Leslie Howell

Reviewer/Date: COASTC / 2/25/10

QC BATCH: 0056039

PREP DATE: 2/25/10
COMP DATE: 2/26/10

Base/Neutrals and Acids (8270C)
SOXHLET (NONE,Na2SO4)
SW846 3540C

EXTR EXPR	ANL DUE	LOT#, MSRUN#/ WORK ORDER	TEST FLGS	EXT	MTH	MATRIX	INIT/FIN WT/VOL	INIT	PH"S ADJ1	ADJ2	EXTRACTION	SOLVENTS VOL	EXCHANGE	VOL	SPIKE STANDARD/ SURROGATE ID
3/08/10	0/0/0	A0B250000-039 **LV21E-1-AA B**		11	QL	SOLID	30.00g 2.00mL	0.0	NA	NA	DCM/ACE	200.0		0.0	.2ML BNA SURR #69831
COMMENTS:															
3/09/10	3/17/10	A0B240490-001 **LV2DH-1-DT D**	D	11	QL	SOLID	30.1g 2.00mL	0.0	NA	NA	DCM/ACE	200.0		0.0	.2ML #A070638/72456 .2ML BNA SURR #69831
COMMENTS:															
3/09/10	3/17/10	A0B240490-002 **LV2D0-1-A5**	D	11	QL	SOLID	30.17g 2.00mL	0.0	NA	NA	DCM/ACE	200.0		0.0	.2ML BNA SURR #69831
COMMENTS:															
3/09/10	3/17/10	A0B240490-001 **LV2DH-1-DQ**	D	11	QL	SOLID	30.14g 2.00mL	0.0	NA	NA	DCM/ACE	200.0		0.0	.2ML BNA SURR #69831
COMMENTS:															
3/08/10	0/0/0	A0B250000-039 **LV21E-1-AC C**		11	QL	SOLID	30.00g 2.00mL	0.0	NA	NA	DCM/ACE	200.0		0.0	.2ML #A070638/72456 .2ML BNA SURR #69831
COMMENTS:															

1791

TestAmerica Laboratories, Inc.
EXTRACTION BENCH SHEET

QC BATCH: 0056039

PREP DATE: 2/25/10
COMP DATE: 2/26/10

EXTR EXPR	ANL DUE	LOT#, MSRUN#/ WORK ORDER	TEST FLGS	EXT	MTH	MATRIX	INIT/FIN WT/VOL	INIT	PH"S ADJ1	ADJ2	EXTRACTION	SOLVENTS VOL	EXCHANGE	VOL	SPIKE STANDARD/ SURROGATE ID
3/09/10	3/17/10	A0B240490-001 **LV2DH-1-DR S**	D	11	QL	SOLID	30.12g 2.00mL	0.0	NA	NA	DCM/ACE	200.0		0.0	.2ML #A070638/72456 .2ML BNA SURR #69831
COMMENTS:															
3/08/10	3/16/10	A0B230467-002 **LV030-1-DQ**	D	11	QL	SOLID	30.01g 2.00mL	0.0	NA	NA	DCM/ACE	200.0		0.0	.2ML BNA SURR #69831
COMMENTS:															
3/08/10	3/16/10	A0B230467-002 **LV030-1-DR S**	D	11	QL	SOLID	30.04g 2.00mL	0.0	NA	NA	DCM/ACE	200.0		0.0	.2ML #A070638/72456 .2ML BNA SURR #69831
COMMENTS:															
3/08/10	3/16/10	A0B230467-002 **LV030-1-DT D**	D	11	QL	SOLID	30.15g 2.00mL	0.0	NA	NA	DCM/ACE	200.0		0.0	.2ML #A070638/72456 .2ML BNA SURR #69831
COMMENTS:															
3/08/10	3/16/10	A0B230467-001 **LV03V-1-AD**	D	11	QL	SOLID	30.06g 2.00mL	0.0	NA	NA	DCM/ACE	200.0		0.0	.2ML BNA SURR #69831
COMMENTS:															
3/08/10	3/16/10	A0B230467-003 **LV031-1-A5**	D	11	QL	SOLID	30.00g 2.00mL	0.0	NA	NA	DCM/ACE	200.0		0.0	.2ML BNA SURR #69831
COMMENTS:															
3/08/10	3/16/10	A0B230467-004 **LV034-1-AG**	D	11	QL	SOLID	30.06g 2.00mL	0.0	NA	NA	DCM/ACE	200.0		0.0	.2ML BNA SURR #69831
COMMENTS:															
3/08/10	3/16/10	A0B230467-006 **LV036-1-AN**	D	11	QL	SOLID	30.08g 2.00mL	0.0	NA	NA	DCM/ACE	200.0		0.0	.2ML BNA SURR #69831
COMMENTS:															
3/08/10	3/16/10	A0B230467-005 **LV035-1-AN**	D	11	QL	SOLID	30.18g 2.00mL	0.0	NA	NA	DCM/ACE	200.0		0.0	.2ML BNA SURR #69831
COMMENTS:															

North Canton

TestAmerica Laboratories, Inc.
EXTRACTION BENCH SHEET

QC BATCH: 0056039

PREP DATE: 2/25/10
COMP DATE: 2/26/10

EXTR EXPR	ANL DUE	LOT#, MSRUN#/ WORK ORDER	TEST FLGS	EXT	MTH	MATRIX	INIT/FIN WT/VOL	INIT	PH"S ADJ1	ADJ2	EXTRACTION	SOLVENTS VOL	EXCHANGE	VOL	SPIKE STANDARD/ SURROGATE ID
S/S CC															
NA2SO4# H35594		DCM/ACE# J03E07													
B-025															

NUMBER OF WORK ORDERS IN BATCH: 14

1793

North Canton

TestAmerica Laboratories, Inc.
EXTRACTION BENCH SHEET

Run Date: 3/23/2010
Time: 15:09:44

LEV 1	LEV 2		LEV 1	LEV 2	
Y	Y	Blank	Y	Y	Weights/Volumes
Y	Y	Check	Y	Y	Spike & Surrogate Worksheet
Y	Y	MS/MSD	Y	Y	Vial contains correct volume
			Y	Y	Labels, greenbars, worksheets
					computer batch: correct &
			_	_	Anomalies to Extraction Method

Y Expanded Deliverable
Y COC Completed
Y Bench Sheet Copied
= Package Submitted to AnalyticalGroup
Bench Sheet Copied per COC

Extractionist: 403847 Jeff Shanklin

Concentrationist: 000123 Leslie Howell

Reviewer/Date: COASTC / 2/26/10

QC BATCH: 0056040

PREP DATE: 2/25/10
COMP DATE: 2/26/10

Base/Neutrals and Acids (8270C)
SOXHLET (NONE,Na2SO4)
SW846 3540C

EXTR EXPR	ANL DUE	LOT#, MSRUN#/ WORK ORDER	TEST FLGS	EXT	MTH	MATRIX	INIT/FIN WT/VOL	INIT	PH"S ADJ1	ADJ2	EXTRACTION	SOLVENTS VOL	EXCHANGE	VOL	SPIKE STANDARD/ SURROGATE ID
3/09/10	3/17/10	A0B240490-020 **LV2FQ-1-DR S**	D	11	QL	SOLID	30.19g 2.00mL	0.0	NA	NA	DCM/ACE	200.0		0.0	.2ML #A070638/72456 .2ML BNA SURR #69831
COMMENTS:	WET														
3/09/10	3/17/10	A0B240490-020 **LV2FQ-1-DT D**	D	11	QL	SOLID	30.13g 2.00mL	0.0	NA	NA	DCM/ACE	200.0		0.0	.2ML #A070638/72456 .2ML BNA SURR #69831
COMMENTS:	WET														
3/09/10	3/17/10	A0B240490-018 **LV2FM-1-A5**	D	11	QL	SOLID	30.15g 2.00mL	0.0	NA	NA	DCM/ACE	200.0		0.0	.2ML BNA SURR #69831
COMMENTS:															
3/09/10	3/17/10	A0B240490-019 **LV2FP-1-A5**	D	11	QL	SOLID	30.12g 2.00mL	0.0	NA	NA	DCM/ACE	200.0		0.0	.2ML BNA SURR #69831
COMMENTS:															
3/09/10	3/17/10	A0B240490-020 **LV2FQ-1-DQ**	D	11	QL	SOLID	30.1g 2.00mL	0.0	NA	NA	DCM/ACE	200.0		0.0	.2ML BNA SURR #69831
COMMENTS:	WET														

1794

North Canton

TestAmerica Laboratories, Inc.
EXTRACTION BENCH SHEET

QC BATCH: 0056040

PREP DATE: 2/25/10
COMP DATE: 2/26/10

EXTR EXPR	ANL DUE	LOT#, MSRUN#/ WORK ORDER	TEST FLGS	EXT	MTH	MATRIX	INIT/FIN WT/VOL	INIT	PH"S ADJ1	ADJ2	EXTRACTION	SOLVENTS VOL	EXCHANGE	VOL	SPIKE STANDARD/ SURROGATE ID
3/09/10	3/17/10	A0B240490-015 **LV2FG-2-AX**	D	11	QL	SOLID	30.13g 2.00mL	0.0	NA	NA	DCM/ACE	200.0		0.0	.2ML BNA SURR #69831
COMMENTS:															
3/09/10	3/17/10	A0B240490-016 **LV2FH-1-AD**	D	11	QL	SOLID	30.07g 2.00mL	0.0	NA	NA	DCM/ACE	200.0		0.0	.2ML BNA SURR #69831
COMMENTS:															
3/09/10	3/17/10	A0B240490-017 **LV2FK-1-AX**	D	11	QL	SOLID	30.12g 2.00mL	0.0	NA	NA	DCM/ACE	200.0		0.0	.2ML BNA SURR #69831
COMMENTS:															
3/09/10	3/17/10	A0B240490-013 **LV2FA-1-AJ**	D	11	QL	SOLID	30.14g 2.00mL	0.0	NA	NA	DCM/ACE	200.0		0.0	.2ML BNA SURR #69831
COMMENTS:															
3/09/10	3/17/10	A0B240490-014 **LV2FD-1-AQ**	D	11	QL	SOLID	30.11g 2.00mL	0.0	NA	NA	DCM/ACE	200.0		0.0	.2ML BNA SURR #69831
COMMENTS:															
3/09/10	3/17/10	A0B240490-015 **LV2FG-1-AX**	D	11	QL	SOLID	30.13g 2.00mL	0.0	NA	NA	DCM/ACE	200.0		0.0	.2ML BNA SURR #69831
COMMENTS:															
3/09/10	3/17/10	A0B240490-010 **LV2EF-1-A5**	D	11	QL	SOLID	30.14g 2.00mL	0.0	NA	NA	DCM/ACE	200.0		0.0	.2ML BNA SURR #69831
COMMENTS:															
3/09/10	3/17/10	A0B240490-011 **LV2EH-1-A5**	D	11	QL	SOLID	30.01g 2.00mL	0.0	NA	NA	DCM/ACE	200.0		0.0	.2ML BNA SURR #69831
COMMENTS:															
3/09/10	3/17/10	A0B240490-012 **LV2EJ-1-AC**	D	11	QL	SOLID	30.02g 2.00mL	0.0	NA	NA	DCM/ACE	200.0		0.0	.2ML BNA SURR #69831
COMMENTS:															

1795

North Canton

TestAmerica Laboratories, Inc.
EXTRACTION BENCH SHEET

QC BATCH: 0056040

PREP DATE: 2/25/10
COMP DATE: 2/26/10

EXTR EXPR	ANL DUE	LOT#, MSRUN#/ WORK ORDER	TEST FLGS	EXT	MTH	MATRIX	INIT/FIN WT/VOL	PH"S INIT	PH"S ADJ1	PH"S ADJ2	EXTRACTION	SOLVENTS VOL	SOLVENTS EXCHANGE	SOLVENTS VOL	SPIKE STANDARD/ SURROGATE ID
3/09/10	3/17/10	A0B240490-007 **LV2D8-1-A5**	D	11	QL	SOLID	30.02g 2.00mL	0.0	NA	NA	DCM/ACE	200.0		0.0	
COMMENTS:															.2ML BNA SURR #69831
3/09/10	3/17/10	A0B240490-008 **LV2D9-1-A5**	D	11	QL	SOLID	30.17g 2.00mL	0.0	NA	NA	DCM/ACE	200.0		0.0	
COMMENTS:															.2ML BNA SURR #69831
3/09/10	3/17/10	A0B240490-009 **LV2EC-1-A5**	D	11	QL	SOLID	30.09g 2.00mL	0.0	NA	NA	DCM/ACE	200.0		0.0	
COMMENTS:															.2ML BNA SURR #69831
3/09/10	3/17/10	A0B240490-004 **LV2D5-1-AP**	D	11	QL	SOLID	30.03g 2.00mL	0.0	NA	NA	DCM/ACE	200.0		0.0	
COMMENTS:															.2ML BNA SURR #69831
3/09/10	3/17/10	A0B240490-005 **LV2D6-1-A5**	D	11	QL	SOLID	30.00g 2.00mL	0.0	NA	NA	DCM/ACE	200.0		0.0	
COMMENTS:															.2ML BNA SURR #69831
3/09/10	3/17/10	A0B240490-006 **LV2D7-1-A5**	D	11	QL	SOLID	30.03g 2.00mL	0.0	NA	NA	DCM/ACE	200.0		0.0	
COMMENTS:															.2ML BNA SURR #69831
3/09/10	3/17/10	A0B240490-003 **LV2D2-1-AD**	D	11	QL	SOLID	30.11g 2.00mL	0.0	NA	NA	DCM/ACE	200.0		0.0	
COMMENTS:															.2ML BNA SURR #69831
3/09/10	0/0/0	A0B250000-040 **LV21F-1-AA B**		11	QL	SOLID	30.00g 2.00mL	0.0	NA	NA	DCM/ACE	200.0		0.0	
COMMENTS:															.2ML BNA SURR #69831
3/09/10	0/0/0	A0B250000-040 **LV21F-1-AC C**		11	QL	SOLID	30.00g 2.00mL	0.0	NA	NA	DCM/ACE	200.0		0.0	
COMMENTS:															.2ML #A070638/72456 .2ML BNA SURR #69831

1796

North Canton

TestAmerica Laboratories, Inc.
EXTRACTION BENCH SHEET

QC BATCH: 0056040

PREP DATE: 2/25/10
COMP DATE: 2/26/10

EXTR EXPR	ANL DUE	LOT#, MSRUN#/ WORK ORDER	TEST FLGS	EXT	MTH	MATRIX	INIT/FIN WT/VOL	INIT	PH"S ADJ1	ADJ2	EXTRACTION	SOLVENTS VOL	EXCHANGE	VOL	SPIKE STANDARD/ SURROGATE ID
S/S CC															
NA2SO4# H35594		DCM/ACE# J03E07													
B-025															

NUMBER OF WORK ORDERS IN BATCH: 23

1797

North Canton

Lot/SDG Number: **A0B240490**

Sample Control Chain of Custody - TAL North Canton
GC/MS Semivolatiles

Lot Number	Work Order	Analysis Type	Prep Date	Prep Analyst	Date of Transfer	Transferred By	Analysis Date	Analyst
A0B240490-001	LV2DH1DQ	Base/Neutrals and Acids (8270C)	02/25/10	Jeff Shanklin	02/25/10	Chris Coast	03/05/10	John Gruber
A0B240490-002	LV2D01A5	Base/Neutrals and Acids (8270C)	02/25/10	Jeff Shanklin	02/25/10	Chris Coast	03/05/10	John Gruber
A0B240490-003	LV2D21AD	Base/Neutrals and Acids (8270C)	02/25/10	Jeff Shanklin	02/26/10	Chris Coast	03/11/10	Thomas Hula
A0B240490-004	LV2D51AP	Base/Neutrals and Acids (8270C)	02/25/10	Jeff Shanklin	02/26/10	Chris Coast	03/11/10	Thomas Hula
A0B240490-005	LV2D61A5	Base/Neutrals and Acids (8270C)	02/25/10	Jeff Shanklin	02/26/10	Chris Coast	03/09/10	Thomas Hula
A0B240490-006	LV2D71A5	Base/Neutrals and Acids (8270C)	02/25/10	Jeff Shanklin	02/26/10	Chris Coast	03/09/10	Thomas Hula
A0B240490-007	LV2D81A5	Base/Neutrals and Acids (8270C)	02/25/10	Jeff Shanklin	02/26/10	Chris Coast	03/09/10	Thomas Hula
A0B240490-008	LV2D91A5	Base/Neutrals and Acids (8270C)	02/25/10	Jeff Shanklin	02/26/10	Chris Coast	03/09/10	Thomas Hula
A0B240490-009	LV2EC1A5	Base/Neutrals and Acids (8270C)	02/25/10	Jeff Shanklin	02/26/10	Chris Coast	03/09/10	Thomas Hula
A0B240490-010	LV2EF1A5	Base/Neutrals and Acids (8270C)	02/25/10	Jeff Shanklin	02/26/10	Chris Coast	03/09/10	Thomas Hula
A0B240490-011	LV2EH1A5	Base/Neutrals and Acids (8270C)	02/25/10	Jeff Shanklin	02/26/10	Chris Coast	03/09/10	Thomas Hula
A0B240490-012	LV2EJ1AC	Base/Neutrals and Acids (8270C)	02/25/10	Jeff Shanklin	02/26/10	Chris Coast	03/16/10	Thomas Hula
A0B240490-013	LV2FA1AJ	Base/Neutrals and Acids (8270C)	02/25/10	Jeff Shanklin	02/26/10	Chris Coast	03/11/10	Thomas Hula
A0B240490-014	LV2FD1AQ	Base/Neutrals and Acids (8270C)	02/25/10	Jeff Shanklin	02/26/10	Chris Coast	03/11/10	Thomas Hula
A0B240490-015	LV2FG1AX	Base/Neutrals and Acids (8270C)	02/25/10	Jeff Shanklin	02/26/10	Chris Coast	03/11/10	Thomas Hula
A0B240490-015	LV2FG2AX	Base/Neutrals and Acids (8270C)	02/25/10	Jeff Shanklin	02/26/10	Chris Coast	03/11/10	Thomas Hula
A0B240490-016	LV2FH1AD	Base/Neutrals and Acids (8270C)	02/25/10	Jeff Shanklin	02/26/10	Chris Coast	03/11/10	Thomas Hula
A0B240490-017	LV2FK1AX	Base/Neutrals and Acids (8270C)	02/25/10	Jeff Shanklin	02/26/10	Chris Coast	03/11/10	Thomas Hula
A0B240490-018	LV2FM1A5	Base/Neutrals and Acids (8270C)	02/25/10	Jeff Shanklin	02/26/10	Chris Coast	03/11/10	Thomas Hula
A0B240490-019	LV2FP1A5	Base/Neutrals and Acids (8270C)	02/25/10	Jeff Shanklin	02/26/10	Chris Coast	03/11/10	Thomas Hula
A0B240490-020	LV2FQ1DQ	Base/Neutrals and Acids (8270C)	02/25/10	Jeff Shanklin	02/26/10	Chris Coast	03/11/10	Thomas Hula

TestAmerica
THE LEADER IN ENVIRONMENTAL TESTING

PESTICIDE DATA

TestAmerica
THE LEADER IN ENVIRONMENTAL TESTING

QC SUMMARY DATA

SW846 8081A SURROGATE RECOVERY

Lab Name: TestAmerica Laboratories, Inc. Client: Science Applications International Corp

Lab Code: TALCAN SDG No:

Lot #: A0B240490

Extraction: XXA11QJWA

	CLIENT ID.	SRG01	SRG02	TOT OUT
01	B12SB-028-5087-SO	100D	99 D	00
02	B12SB-028-5088-SO	18 D	22 D	02
03	CPCSS-039-5017-SO	94	99	00
04	METHOD BLK. LV2051AA	89	105	00
05	LCS LV2051AC	86	105	00
06	B12SB-028-5087-SO D	99 D	114D	00
07	B12SB-028-5087-SO S	95 D	97 D	00

SURROGATES		QC LIMITS
SRG01	= Tetrachloro-m-xylene	(70-125)
SRG02	= Decachlorobiphenyl	(55-130)

\# Column to be used to flag recovery values
* Values outside of required QC Limits
D System monitoring Compound diluted out

FORM II

SW846 8081A CHECK SAMPLE RECOVERY

Lab Name: TestAmerica Laboratories, Inc. Client: Science Applications International Corp

Lab Code: TALCAN SDG No:

Lot #: A0B250000 WO #: LV2051AC
BATCH: 0056031

COMPOUND	SPIKE ADDED (ug/kg)	SAMPLE CONCENT. (ug/kg)	% REC	QC LIMITS REC	QUAL
gamma-BHC (Lindane)	33	31	92	60- 125	
Heptachlor	33	33	98	50- 140	
Aldrin	33	29	87	45- 140	
Dieldrin	33	33	99	65- 125	
Endrin	33	34	104	60- 135	
4,4'-DDT	33	31	93	45- 140	
alpha-BHC	33	30	89	60- 125	
beta-BHC	33	29	88	60- 125	
delta-BHC	33	32	97	55- 130	
Heptachlor epoxide	33	31	94	65- 130	
Endosulfan I	33	27	80	15- 135	
4,4'-DDE	33	33	100	70- 125	
Endosulfan II	33	30	89	35- 140	
4,4'-DDD	33	37	110	30- 135	
Endosulfan sulfate	33	33	98	60- 135	
Methoxychlor	33	32	96	55- 145	
Endrin ketone	33	31	93	65- 135	
Endrin aldehyde	33	26	77	35- 145	
alpha-Chlordane	33	31	95	65- 120	
gamma-Chlordane	33	33	98	65- 125	

NOTES(S):

* Values outside of QC limits

Spike Recovery: 0 out of 20 outside limits

COMMENTS:

FORM III

SW846 8081A MATRIX SPIKE/MATRIX SPIKE DUPLICATE RECOVERY

Lab Name: TestAmerica Laboratories, Inc. Client: Science Applications International Corp

Lab Code: TALCAN SDG No:

Matrix Spike ID: B12SB-028-5087-SO

Lot #: A0B240490 WO #: LV2D21CC
BATCH: 0056031

COMPOUND	SPIKE ADDED (ug/kg)	SAMPLE CONCENT. (ug/kg)	MS CONCENT. (ug/kg)	MS % REC	LIMITS REC	QUAL
gamma-BHC (Lindane)	43	ND	34	79	60- 125	DIL
Heptachlor	43	ND	38	90	50- 140	DIL
Aldrin	43	ND	31	74	45- 140	DIL
Dieldrin	43	ND	29	68	65- 125	DIL
Endrin	43	ND	31	74	60- 135	DIL
4,4'-DDT	43	ND	33	78	45- 140	DIL
alpha-BHC	43	ND	34	79	60- 125	DIL
beta-BHC	43	ND	31	72	60- 125	DIL
delta-BHC	43	ND		53*	55- 130	DIL a
Heptachlor epoxide	43	ND	35	82	65- 130	DIL
Endosulfan I	43	ND	29	67	15- 135	DIL
4,4'-DDE	43	ND	38	89	70- 125	DIL
Endosulfan II	43	ND	26	61	35- 140	DIL
4,4'-DDD	43	ND	38	90	30- 135	DIL
Endosulfan sulfate	43	ND	28	66	60- 135	DIL
Methoxychlor	43	ND		71	55- 145	DIL
Endrin ketone	43	ND	26	60*	65- 135	DIL a
Endrin aldehyde	43	ND		58	35- 145	DIL
alpha-Chlordane	43	57	140	194*	65- 120	DIL a
gamma-Chlordane	43	42	81	91	65- 125	DIL

NOTES(S):

DIL The concentration is estimated or not reported due to dilution or the presence of interfering analytes.

Results and reporting limits have been adjusted for dry weight.

a Spiked analyte recovery is outside stated control limits.

Column to be used to flag recovery and RPD values with an asterisk
* Values outside of QC limits

RPD: 0 out of 0 outside limits
Spike Recovery: 3 out of 20 outside limits

COMMENTS:

FORM III

SW846 8081A MATRIX SPIKE/MATRIX SPIKE DUPLICATE RECOVERY

Lab Name: TestAmerica Laboratories, Inc. Client: Science Applications International Corp

Lab Code: TALCAN SDG No:

Matrix Spike ID: B12SB-028-5087-SO

Lot #: A0B240490 WO #: LV2D21CD
BATCH: 0056031

COMPOUND	SPIKE ADDED (ug/kg)	MSD CONCENT. (ug/kg)	MSD % REC	% RPD		QC LIMITS RPD	QC LIMITS REC	QUAL
gamma-BHC (Lindane)	43	39	91	13		36	60- 125	DIL
Heptachlor	43	42	98	8.9		44	50- 140	DIL
Aldrin	43	35	81	9.5		40	45- 140	DIL
Dieldrin	43	38	88	25		33	65- 125	DIL
Endrin	43	41	96	27		38	60- 135	DIL
4,4'-DDT	43	46	107	32		42	45- 140	DIL
alpha-BHC	43	39	92	15		40	60- 125	DIL
beta-BHC	43	44	104	36		43	60- 125	DIL
delta-BHC	43	34	80	41	*	34	55- 130	DIL p
Heptachlor epoxide	43	46	108	27		43	65- 130	DIL
Endosulfan I	43	35	82	21		41	15- 135	DIL
4,4'-DDE	43	50	118	28		39	70- 125	DIL
Endosulfan II	43	41	96	44	*	27	35- 140	DIL p
4,4'-DDD	43	65	152*	51	*	35	30- 135	DIL a p
Endosulfan sulfate	43	46	108	49	*	34	60- 135	DIL p
Methoxychlor	43	49	114	47	*	41	55- 145	DIL p
Endrin ketone	43	43	100	50	*	32	65- 135	DIL p
Endrin aldehyde	43	40	95	48	*	29	35- 145	DIL p
alpha-Chlordane	43	200	345*	38		65	65- 120	DIL a
gamma-Chlordane	43	130	215*	49	*	36	65- 125	DIL a p

NOTES(S):

DIL The concentration is estimated or not reported due to dilution or the presence of interfering analytes.

Results and reporting limits have been adjusted for dry weight.

p Relative percent difference (RPD) is outside stated control limits.

a Spiked analyte recovery is outside stated control limits.

Column to be used to flag recovery and RPD values with an asterisk
* Values outside of QC limits

RPD: 8 out of 20 outside limits
Spike Recovery: 3 out of 20 outside limits

COMMENTS:

FORM III

SW846 8081A METHOD BLANK SUMMARY

BLANK WORKORDER NO.: LV2051AA

Lab Name: TestAmerica Laboratories, Inc.

Lab Code: TALCAN

SDG Number:

Lab File ID: 040F4001.

Lot Number: A0B240490

Matrix: SOLID

Extraction Method: 3540C

Date Extracted: 02/25/10

Date Analyzed(1): 03/11/10

Date Analyzed(2): N/A

Time Analyzed(1): 17:29

Time Analyzed(2): N/A

Instrument ID(1): P9

Instrument ID(2): N/A

GC Column(1): RTXPESTCLP ID: 053 GC Column(2): N/A ID: N/A

THIS METHOD BLANK APPLIES TO THE FOLLOWING SAMPLES, MS, AND MSD:

	CLIENT ID.	SAMPLE WORK ORDER #	DATE ANALYZED(1)	DATE ANALYZED(2)
01	B12SB-028-5087-SO	LV2D21AE	03/11/10	N/A
02	B12SB-028-5087-SO	LV2D21CC S	03/11/10	N/A
03	B12SB-028-5087-SO	LV2D21CD D	03/11/10	N/A
04	B12SB-028-5088-SO	LV2D51AQ	03/11/10	N/A
05	CPCSS-039-5017-SO	LV2FH1AE	03/11/10	N/A
06	CHECK SAMPLE	LV2051AC C	03/11/10	N/A
07				
08				
09				
10				
11				
12				
13				
14				
15				
16				
17				
18				
19				
20				

COMMENTS:

FORM IV

TestAmerica
THE LEADER IN ENVIRONMENTAL TESTING

SAMPLE DATA

Science Applications International Corp

Client Sample ID: B12SB-028-5087-SO

GC Semivolatiles

Lot-Sample #...: A0B240490-003 **Work Order #...:** LV2D21AE **Matrix.....:** SO
Date Sampled...: 02/23/10 10:25 **Date Received..:** 02/24/10
Prep Date.....: 02/25/10 **Analysis Date..:** 03/11/10
Prep Batch #...: 0056031
Dilution Factor: 20 **Initial Wgt/Vol:** 30.09 g **Final Wgt/Vol..:** 10 mL
% Moisture.....: 22 **Method.....:** SW846 8081A

PARAMETER	RESULT	REPORTING LIMIT	UNITS	MDL
Aldrin	ND	100	ug/kg	31
alpha-BHC	ND	64	ug/kg	19
beta-BHC	ND	90	ug/kg	28
delta-BHC	ND	100	ug/kg	31
gamma-BHC (Lindane)	ND	64	ug/kg	19
alpha-Chlordane	**57 J**	**77**	**ug/kg**	**24**
gamma-Chlordane	**42 J**	**44**	**ug/kg**	**11**
4,4'-DDD	ND	51	ug/kg	16
4,4'-DDE	ND	44	ug/kg	10
4,4'-DDT	ND	51	ug/kg	16
Dieldrin	ND	44	ug/kg	12
Endosulfan I	ND	44	ug/kg	13
Endosulfan II	ND	64	ug/kg	21
Endosulfan sulfate	ND	77	ug/kg	22
Endrin	ND	44	ug/kg	13
Endrin aldehyde	ND	77	ug/kg	26
Endrin ketone	ND	51	ug/kg	16
Heptachlor	ND	90	ug/kg	28
Heptachlor epoxide	ND	64	ug/kg	21
Methoxychlor	ND	130	ug/kg	38
Toxaphene	ND	1700	ug/kg	490

SURROGATE	PERCENT RECOVERY	RECOVERY LIMITS
Tetrachloro-m-xylene	100 DIL	(70 - 125)
Decachlorobiphenyl	99 DIL	(55 - 130)

NOTE(S):

DIL The concentration is estimated or not reported due to dilution or the presence of interfering analytes.

Results and reporting limits have been adjusted for dry weight.

Elevated reporting limits. The reporting limits are elevated due to matrix interference.

J Estimated: The analyte was positively identified; the quanitation is estimated.

10A

EPA SAMPLE NO.

PESTICIDE IDENTIFICATION SUMMARY
FOR SINGLE COMPONENT ANALYTES

B12SB-02
8-5087-SO

Lab Name: NORTH CANTON Contract:

Lab Code: TALCAN Case No.: SAS No.: SDG No.: A0B240490

Lab Sample ID: LV2D21AE Date(s) Analyzed: 03/11/10 03/11/10

Instrument ID (1): A2HP9 Instrument ID (2): A2HP9

GC Column(1): CLP PESTICIDES I ID: 0.53(mm) GC Column(2): CLP PESTICIDES II ID: 0.53(mm)

ANALYTE	COL	RT	RT WINDOW FROM	RT WINDOW TO	CONCENTRATION	%D
alpha-Chlordane	1	8.22	8.19	8.25	75.08	
	2	9.77	9.74	9.80	44.64	68.2
beta-BHC	1	5.06	5.04	5.10	1.544	
	2	6.17	6.12	6.18	664.7	999.9
Aldrin	1	6.16	6.14	6.20	2.181	
	2	7.73	7.72	7.78	1.091	99.9
gamma-Chlordane	1	7.91	7.88	7.94	36.17	
	2	9.48	9.45	9.51	32.85	10.1
Endrin ketone	1	11.67	11.65	11.71	1.574	
	2	12.88	12.87	12.93	2.280	44.8
4,4'-DDD	1	9.70	9.69	9.75	5.837	
	2	11.16	11.12	11.18	1.799	224.4
4,4'-DDT	1	10.22	10.18	10.24	3.627	
	2	11.62	11.60	11.66	8.404	131.7
Isodrin	1					
	2					

TestAmerica North Canton

PESTICIDES 8081/608

Data file : \\cansvr11\dd\chem\GCS\a2hp9.i\100310-1.b\032F3201.D
Lab Smp Id: LV2D21AE Client Smp ID: B12SB-028-5087-SO
Inj Date : 11-MAR-2010 14:00
Operator : 093905 Inst ID: a2hp9.i
Smp Info : LV2D21AE,20
Misc Info :
Comment   :
Method   : \\cansvr11\dd\chem\GCS\a2hp9.i\100310-1.b\PEST9.m
Meth Date : 12-Mar-2010 06:35 vandorenc Quant Type: ESTD
Cal Date : 09-MAR-2010 13:48 Cal File: 013F1301.D
Als bottle: 32
Dil Factor: 20.00000
Integrator: Falcon Compound Sublist: 19-pestap9.sub
Target Version: 4.14 Sample Matrix: SOIL
Processing Host: CANPGCSV23

Concentration Formula: Amt * DF * Vt*Vi/Ws * CpndVariable

Name	Value	Description
DF	20.000	Dilution Factor
Vt	10000.000	Volume of final extract
Vi	1.000	volume injected
Ws	30.090	initial volume of sample
Cpnd Variable		Local Compound Variable

				CONCENTRATIONS ON-COL (ng)	FINAL (ug/Kg)	TARGET RANGE	RATIO
RT	EXP RT	DLT RT	RESPONSE				
$ 1 Tetrachloro-m-xylene						CAS #: 877-09-8	
3.797	3.796	0.001	80812	1.e-003	0.1993		
2 Hexachlorobenzene						CAS #: 118-74-1	
4.272	4.262	0.010	105083				
3 Diallate						CAS #: 2303-16-4	
4.347	4.369	-0.022	45283			0.00- 20.00	100.00
4.560	4.544	0.016	21067			0.00- 20.00	46.52
4 alpha-BHC						CAS #: 319-84-6	
4.482	4.498	-0.016	31544	2e-004	1.636		
5 gamma-BHC (Lindane)						CAS #: 58-89-9	

Peaks not detected for Quant. or Qual. signal(s).

```
    6 beta-BHC                                    CAS #: 319-85-7
5.058    5.069   -0.011           9035  2e-004    1.544
-------------------------------------------------------------------------------
```

RT	EXP RT	DLT RT	RESPONSE	CONCENTRATIONS ON-COL (ng)	FINAL (ug/Kg)	TARGET RANGE	RATIO
7 delta-BHC					CAS #: 319-86-8		
5.342	5.316	0.026	10950	7.e-005	0.4666		
		Sum of Peak Concentrations =			0.4666		
8 Heptachlor					CAS #: 76-44-8		
Peaks not detected for Quant. or Qual. signal(s).							
9 Tech Chlordane					CAS #: 57-74-9		
Peaks not detected for Quant. or Qual. signal(s).							
10 Aldrin					CAS #: 309-00-2		
6.162	6.169	-0.007	49935	3e-004	2.181		
11 Isodrin					CAS #: 465-73-6		
6.847	6.871	-0.024	99976				
12 Heptachlor epoxide					CAS #: 1024-57-3		
7.608	7.605	0.003	23209	5e-004	3.447		
13 gamma-Chlordane					CAS #: 5103-74-2		
7.911	7.906	0.005	258634	0.00544	36.17		
14 alpha-Chlordane					CAS #: 5103-71-9		
8.216	8.219	-0.003	553356	0.01130	75.08		
15 Endosulfan I					CAS #: 959-98-8		
8.465	8.475	-0.010	8023	2e-004	1.149		
16 4,4'-DDE					CAS #: 72-55-9		
Peaks not detected for Quant. or Qual. signal(s).							
17 Dieldrin					CAS #: 60-57-1		
Peaks not detected for Quant. or Qual. signal(s).							
18 Endrin					CAS #: 72-20-8		
Peaks not detected for Quant. or Qual. signal(s).							
19 Kepone					CAS #: 143-50-0		
Peaks not detected for Quant. or Qual. signal(s).							

```
--------------------------------------------------------------------------------
   20 4,4'-DDD                                  CAS #: 72-54-8
9.700    9.724   -0.024          84199  9e-004    5.837
--------------------------------------------------------------------------------
```

RT	EXP RT	DLT RT	RESPONSE	CONCENTRATIONS ON-COL (ng)	FINAL (ug/Kg)	TARGET RANGE	RATIO

21 Chlorobenzilate CAS #: 510-15-6

Peaks not detected for Quant. or Qual. signal(s).

---

22 Endosulfan II CAS #: 33213-65-9

Peaks not detected for Quant. or Qual. signal(s).

---

24 Toxaphene CAS #: 8001-35-2

Peaks not detected for Quant. or Qual. signal(s).

---

23 4,4'-DDT CAS #: 50-29-3

10.217	10.213	0.004	57101	5e-004	3.627		

---

25 Endrin aldehyde CAS #: 7421-93-4

10.598	10.587	0.011	46933	0.00113	7.527		

---

26 Mirex CAS #: 2385-85-5

Peaks not detected for Quant. or Qual. signal(s).

---

27 Methoxychlor CAS #: 72-43-5

Peaks not detected for Quant. or Qual. signal(s).

---

28 Endosulfan sulfate CAS #: 1031-07-8

Peaks not detected for Quant. or Qual. signal(s).

---

29 Endrin ketone CAS #: 53494-70-5

11.670	11.681	-0.011	14042	2e-004	1.574		

$ 30 Decachlorobiphenyl CAS #: 2051-24-3

13.237	13.235	0.002	53499	1e-003	0.1975		

Data File: \\cansvr11\dd\chem\GCS\a2hp9.i\100310-1.b\032F3201.D

Date : 11-MAR-2010 14:00

Client ID: B12SB-028-5087-SO

Instrument: a2hp9.i

Sample Info: LV2D21AE,20

Volume Injected (uL): 1.0

Operator: 093905

Column phase: clp pesticides I

Column diameter: 0.53

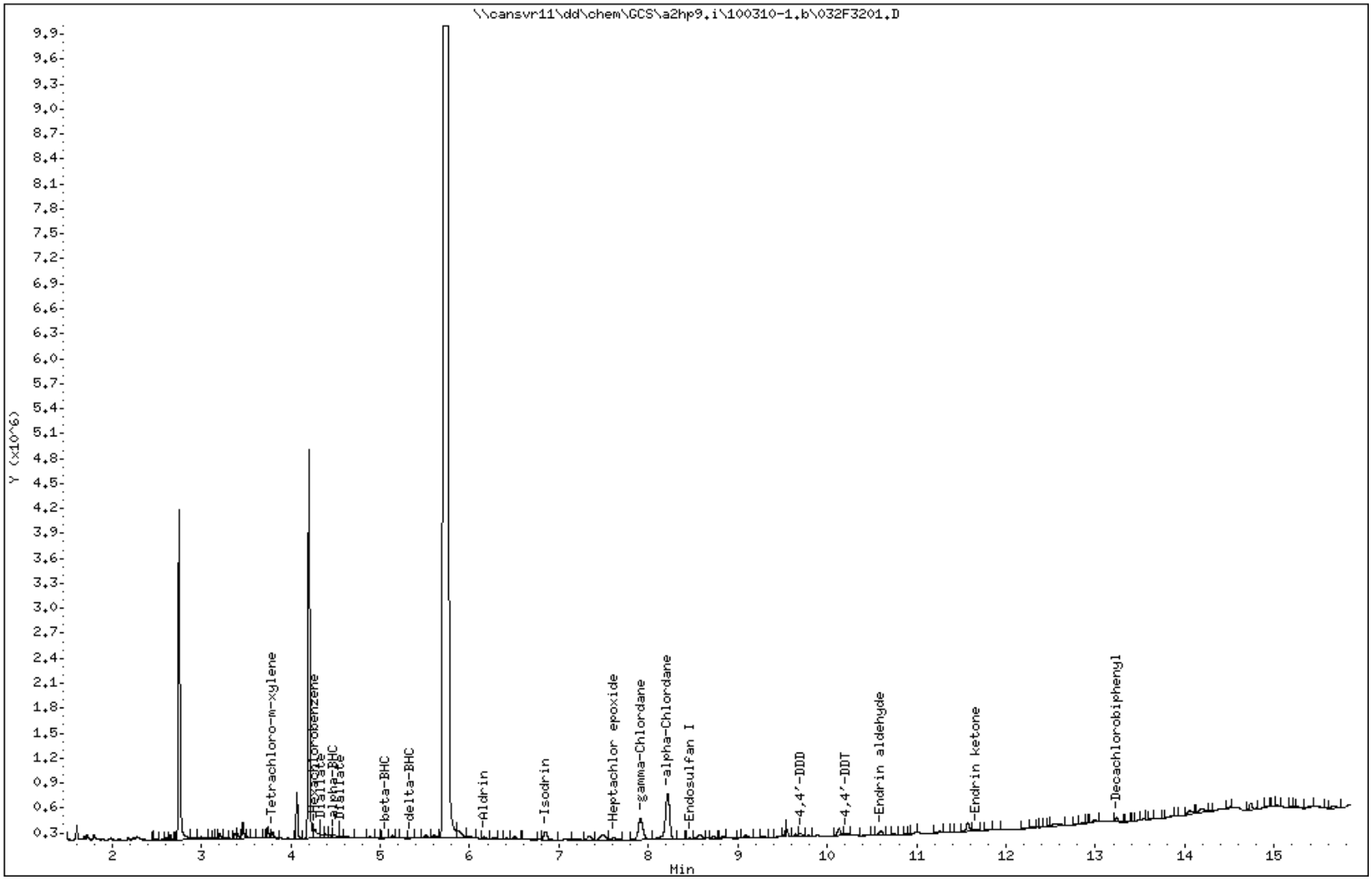

COMPOUNDS and EXP. RT REPORT

Operator: 093905 Date Acquired: 11-MAR-2010 14:00
Data File: //cansvr11/dd/chem/GCS/a2hp9.i/100310-1.b/032F3201.D
Lab Sample ID: LV2D21AE
Misc. Info:
Instrument: a2hp9.i
Method: \\cansvr11\dd\chem\GCS\a2hp9.i\100310-1.b\PEST9.m
Dilution Factor: 20

	Compound	RT	Area	Amount	Conc
1)	Tetrachloro-m-xylene	3.797	133813	0.001	0.199 ug/Kg
2)	Hexachlorobenzene	4.272	327400	0.000	0.000 ug/Kg
3)	Diallate	4.347	88066	0.000	0.000 ug/Kg
4)	alpha-BHC	4.482	117707	0.000	1.636 ug/Kg
5)	gamma-BHC (Lindane)	NOT DETECTED	Expected RT = 4.922		
6)	beta-BHC	5.059	19512	0.000	1.544 ug/Kg
7)	delta-BHC	5.343	10950	0.000	0.467 ug/Kg
9)	Tech Chlordane	NOT DETECTED	Expected RT = 5.381		
8)	Heptachlor	NOT DETECTED	Expected RT = 5.642		
10)	Aldrin	6.162	49935	0.000	2.181 ug/Kg
11)	Isodrin	6.848	289184	0.000	0.000 ug/Kg
12)	Heptachlor epoxide	7.609	91783	0.001	3.447 ug/Kg
13)	gamma-Chlordane	7.911	941109	0.005	36.171 ug/Kg
14)	alpha-Chlordane	8.216	1903089	0.011	75.084 ug/Kg
15)	Endosulfan I	8.465	19793	0.000	1.149 ug/Kg
16)	4,4'-DDE	NOT DETECTED	Expected RT = 8.544		
17)	Dieldrin	NOT DETECTED	Expected RT = 8.987		
18)	Endrin	NOT DETECTED	Expected RT = 9.411		
19)	Kepone	NOT DETECTED	Expected RT = 9.500		
20)	4,4'-DDD	9.700	84199	0.001	5.837 ug/Kg
22)	Endosulfan II	NOT DETECTED	Expected RT = 9.833		
21)	Chlorobenzilate	NOT DETECTED	Expected RT = 9.844		
24)	Toxaphene	NOT DETECTED	Expected RT = 9.955		
23)	4,4'-DDT	10.218	57101	0.001	3.627 ug/Kg
25)	Endrin aldehyde	10.599	111925	0.001	7.527 ug/Kg
26)	Mirex	NOT DETECTED	Expected RT = 10.813		
27)	Methoxychlor	NOT DETECTED	Expected RT = 11.111		
28)	Endosulfan sulfate	NOT DETECTED	Expected RT = 11.288		
29)	Endrin ketone	11.670	50437	0.000	1.574 ug/Kg
30)	Decachlorobiphenyl	13.238	106238	0.001	0.197 ug/Kg

TestAmerica North Canton

PESTICIDES 8081/608

Data file : \\cansvr11\dd\chem\GCS\a2hp9.i\100310-1.b\100310-1.b\032F3201.D
Lab Smp Id: LV2D21AE Client Smp ID: B12SB-028-5087-SO
Inj Date : 11-MAR-2010 14:00
Operator : 093905 Inst ID: a2hp9.i
Smp Info : LV2D21AE,20
Misc Info :
Comment :
Method : \\cansvr11\dd\chem\GCS\a2hp9.i\100310-1.b\PEST9.m\PEST9r.m
Meth Date : 12-Mar-2010 06:57 vandorenc Quant Type: ESTD
Cal Date : 09-MAR-2010 13:48 Cal File: 013F1301.D
Als bottle: 32
Dil Factor: 20.00000
Integrator: Falcon Compound Sublist: 19-pestap9.sub
Target Version: 4.14 Sample Matrix: SOIL
Processing Host: CANPGCSV23

Concentration Formula: Amt * DF * Vt*Vi/Ws * CpndVariable

Name	Value	Description
DF	20.000	Dilution Factor
Vt	10000.000	Volume of final extract
Vi	1.000	volume injected
Ws	30.090	initial volume of sample
Cpnd Variable		Local Compound Variable

				CONCENTRATIONS ON-COL	FINAL		
RT	EXP RT	DLT RT	RESPONSE	(ng)	(ug/Kg)	TARGET RANGE	RATIO
$ 1 Tetrachloro-m-xylene						CAS #: 877-09-8	
4.372	4.371	0.001	47326	0.00100	0.2000		

2 Diallate CAS #: 2303-16-4

Peaks not detected for Quant. or Qual. signal(s).

3 Hexachlorobenzene CAS #: 118-74-1

Peaks not detected for Quant. or Qual. signal(s).

4 alpha-BHC CAS #: 319-84-6

Peaks not detected for Quant. or Qual. signal(s).

RT	EXP RT	DLT RT	RESPONSE	CONCENTRATIONS ON-COL (ng)	FINAL (ug/Kg)	TARGET RANGE	RATIO

5 gamma-BHC (Lindane) CAS #: 58-89-9

Peaks not detected for Quant. or Qual. signal(s).

---

6 beta-BHC CAS #: 319-85-7

6.174	6.152	0.022	4089980	0.10001	664.7		

---

9 Tech Chlordane CAS #: 57-74-9

Peaks not detected for Quant. or Qual. signal(s).

---

7 delta-BHC CAS #: 319-86-8

Peaks not detected for Quant. or Qual. signal(s).

---

8 Heptachlor CAS #: 76-44-8

Peaks not detected for Quant. or Qual. signal(s).

---

10 Aldrin CAS #: 309-00-2

7.727	7.751	-0.024	4861	2e-004	1.091		

---

11 Isodrin CAS #: 465-73-6

8.741	8.770	-0.029	52015				

---

12 Heptachlor epoxide CAS #: 1024-57-3

Peaks not detected for Quant. or Qual. signal(s).

---

13 gamma-Chlordane CAS #: 5103-74-2

9.483	9.482	0.001	388408	0.00494	32.85		

---

14 alpha-Chlordane CAS #: 5103-71-9

9.769	9.768	0.001	518698	0.00672	44.64		

---

15 Endosulfan I CAS #: 959-98-8

Peaks not detected for Quant. or Qual. signal(s).

---

16 4,4'-DDE CAS #: 72-55-9

10.181	10.175	0.006	15008	5e-004	3.289		

---

17 Dieldrin CAS #: 60-57-1

Peaks not detected for Quant. or Qual. signal(s).

```
--------------------------------------------------------------------------------
   19 Chlorobenzilate                             CAS #: 510-15-6
11.027  11.042   -0.015           63243
--------------------------------------------------------------------------------
   20 Kepone                                      CAS #: 143-50-0
11.077  11.090   -0.013           28785
--------------------------------------------------------------------------------
```

RT	EXP RT	DLT RT	RESPONSE	CONCENTRATIONS ON-COL (ng)	FINAL (ug/Kg)	TARGET RANGE	RATIO
18 Endrin					CAS #: 72-20-8		
Peaks not detected for Quant. or Qual. signal(s).							
21 4,4'-DDD					CAS #: 72-54-8		
11.162	11.147	0.015	6594	3e-004	1.799		
22 Endosulfan II					CAS #: 33213-65-9		
Peaks not detected for Quant. or Qual. signal(s).							
23 Toxaphene					CAS #: 8001-35-2		
11.321	11.338	-0.017	9856	0.00762	50.64	80.00- 120.00	100.00
0.000	11.451	-11.451	0	0.0000	0.0000	114.04- 154.04	0.00
11.768	11.754	0.014	7064	0.00573	38.06	115.64- 155.64	71.67
0.000	12.495	-12.495	0	0.0000	0.0000	52.78- 92.78	0.00
12.883	12.870	0.013	15746	0.02655	176.4	69.36- 109.36	159.76
Average of Peak Concentrations =					88.38		
24 4,4'-DDT					CAS #: 50-29-3		
11.622	11.630	-0.008	33181	0.00126	8.404		
25 Endrin aldehyde					CAS #: 7421-93-4		
Peaks not detected for Quant. or Qual. signal(s).							
26 Endosulfan sulfate					CAS #: 1031-07-8		
12.139	12.160	-0.021	6188	2e-004	1.502		
28 Mirex					CAS #: 2385-85-5		
Peaks not detected for Quant. or Qual. signal(s).							
27 Methoxychlor					CAS #: 72-43-5		
Peaks not detected for Quant. or Qual. signal(s).							
29 Endrin ketone					CAS #: 53494-70-5		
12.883	12.898	-0.015	23030	3e-004	2.280		
$ 30 Decachlorobiphenyl					CAS #: 2051-24-3		
14.652	14.650	0.002	100801	0.00169	0.3387		(R)

QC Flag Legend

R - Spike/Surrogate failed recovery limits.

Data File: \\cansvr11\dd\chem\GCS\a2hp9.i\100310-1.b\100310-1.b\032F3201.D

Date : 11-MAR-2010 14:00

Client ID: B12SB-028-5087-SO

Instrument: a2hp9.i

Sample Info: LV2D21AE,20

Volume Injected (uL): 1.0

Operator: 093905

Column phase: clp pesticides II

Column diameter: 0.53

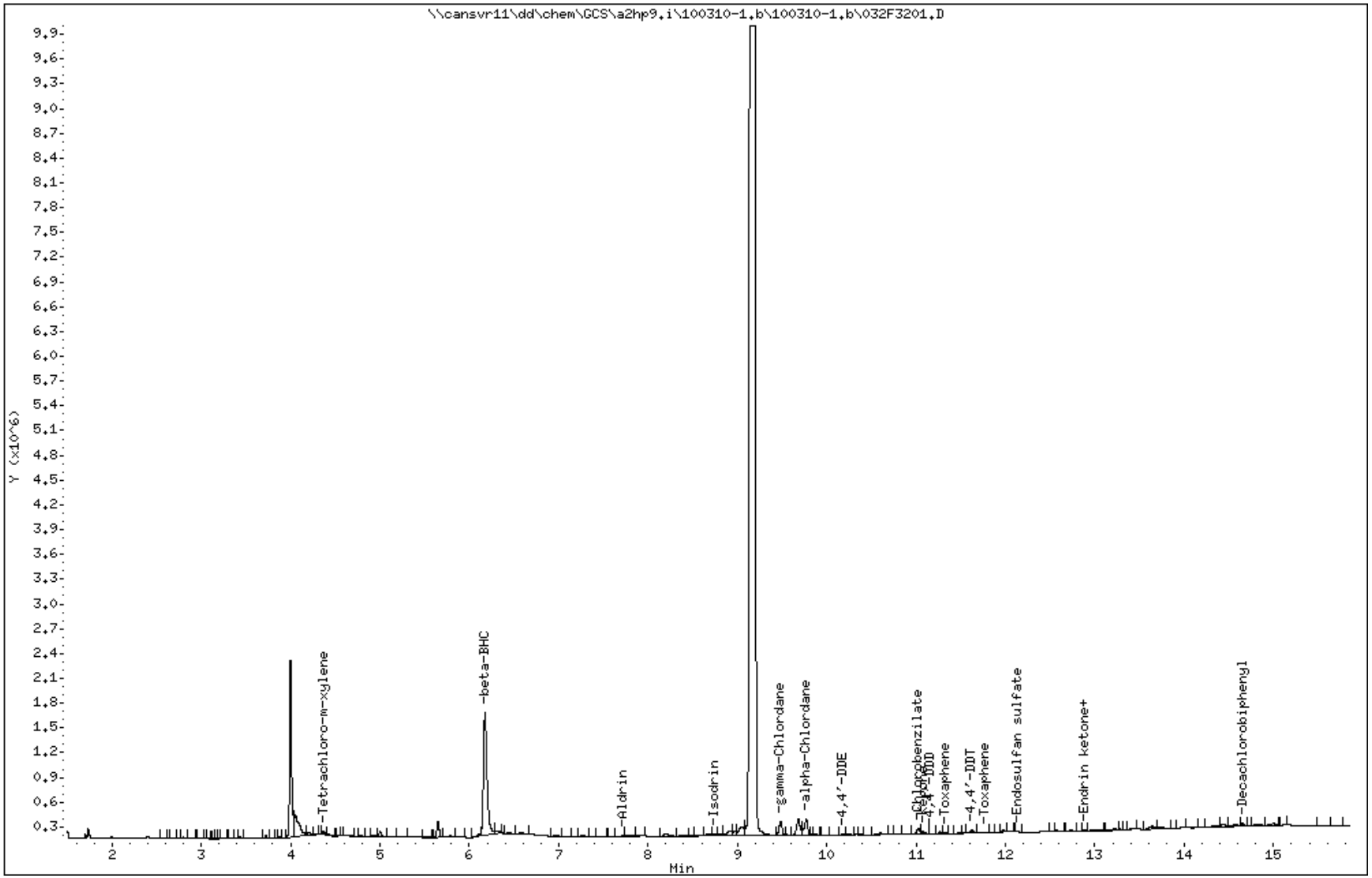

COMPOUNDS and EXP. RT REPORT

Operator: 093905 Date Acquired: 11-MAR-2010 14:00
Data File: //cansvr11/dd/chem/GCS/a2hp9.i/100310-1.b/100310-1.b/032F3201.D
Lab Sample ID: LV2D21AE
Misc. Info:
Instrument: a2hp9.i
Method: \\cansvr11\dd\chem\GCS\a2hp9.i\100310-1.b\PEST9.m\PEST9r.m
Dilution Factor: 20

	Compound	RT	Area	Amount	Conc
1)	Tetrachloro-m-xylene	4.372	62368	0.001	0.200 ug/Kg
2)	Diallate	NOT DETECTED	Expected RT = 5.042		
3)	Hexachlorobenzene	NOT DETECTED	Expected RT = 5.105		
4)	alpha-BHC	NOT DETECTED	Expected RT = 5.292		
5)	gamma-BHC (Lindane)	NOT DETECTED	Expected RT = 5.948		
6)	beta-BHC	6.175	4089980	0.100	664.741 ug/Kg
9)	Tech Chlordane	NOT DETECTED	Expected RT = 6.399		
7)	delta-BHC	NOT DETECTED	Expected RT = 6.808		
8)	Heptachlor	NOT DETECTED	Expected RT = 6.927		
10)	Aldrin	7.727	19860	0.000	1.091 ug/Kg
11)	Isodrin	8.741	52015	0.000	0.000 ug/Kg
12)	Heptachlor epoxide	NOT DETECTED	Expected RT = 9.098		
13)	gamma-Chlordane	9.484	388408	0.005	32.851 ug/Kg
14)	alpha-Chlordane	9.770	518698	0.007	44.640 ug/Kg
15)	Endosulfan I	NOT DETECTED	Expected RT = 9.832		
16)	4,4'-DDE	10.181	34224	0.000	3.289 ug/Kg
17)	Dieldrin	NOT DETECTED	Expected RT = 10.331		
18)	Endrin	NOT DETECTED	Expected RT = 10.832		
19)	Chlorobenzilate	11.027	161095	0.000	0.000 ug/Kg
20)	Kepone	11.078	72552	0.000	0.000 ug/Kg
21)	4,4'-DDD	11.162	15494	0.000	1.799 ug/Kg
22)	Endosulfan II	NOT DETECTED	Expected RT = 11.192		
23)	Toxaphene	11.321	16625	0.008	50.641 ug/Kg
24)	4,4'-DDT	11.623	79336	0.001	8.404 ug/Kg
25)	Endrin aldehyde	NOT DETECTED	Expected RT = 11.738		
26)	Endosulfan sulfate	12.140	11269	0.000	1.502 ug/Kg
27)	Methoxychlor	NOT DETECTED	Expected RT = 12.679		
28)	Mirex	NOT DETECTED	Expected RT = 12.864		
29)	Endrin ketone	12.884	23030	0.000	2.280 ug/Kg
30)	Decachlorobiphenyl	14.653	100801	0.002	0.339 ug/Kg

Science Applications International Corp

Client Sample ID: B12SB-028-5088-SO

GC Semivolatiles

Lot-Sample #...: A0B240490-004 **Work Order #...:** LV2D51AQ **Matrix.....:** SO
Date Sampled...: 02/23/10 10:45 **Date Received..:** 02/24/10
Prep Date.....: 02/25/10 **Analysis Date..:** 03/11/10
Prep Batch #...: 0056031
Dilution Factor: 5 **Initial Wgt/Vol:** 30.08 g **Final Wgt/Vol..:** 10 mL
% Moisture.....: 18 **Method.....:** SW846 8081A

PARAMETER	RESULT	REPORTING LIMIT	UNITS	MDL
Aldrin	ND	24	ug/kg	7.3
alpha-BHC	ND	15	ug/kg	4.4
beta-BHC	ND	21	ug/kg	6.7
delta-BHC	ND	24	ug/kg	7.3
gamma-BHC (Lindane)	ND	15	ug/kg	4.5
alpha-Chlordane	ND	18	ug/kg	5.7
gamma-Chlordane	ND	10	ug/kg	2.6
4,4'-DDD	ND	12	ug/kg	3.8
4,4'-DDE	ND	10	ug/kg	2.4
4,4'-DDT	ND	12	ug/kg	3.8
Dieldrin	ND	10	ug/kg	2.9
Endosulfan I	ND	10	ug/kg	3.2
Endosulfan II	ND	15	ug/kg	5.0
Endosulfan sulfate	ND	18	ug/kg	5.3
Endrin	ND	10	ug/kg	3.0
Endrin aldehyde	ND	18	ug/kg	6.1
Endrin ketone	ND	12	ug/kg	3.8
Heptachlor	ND	21	ug/kg	6.7
Heptachlor epoxide	ND	15	ug/kg	4.9
Methoxychlor	ND	30	ug/kg	9.1
Toxaphene	ND	410	ug/kg	120

SURROGATE	PERCENT RECOVERY	RECOVERY LIMITS
Tetrachloro-m-xylene	18 DIL,*	(70 - 125)
Decachlorobiphenyl	22 DIL,*	(55 - 130)

NOTE(S):

DIL The concentration is estimated or not reported due to dilution or the presence of interfering analytes.

* Surrogate recovery is outside stated control limits.

Results and reporting limits have been adjusted for dry weight.

Elevated reporting limits. The reporting limits are elevated due to matrix interference.

TestAmerica North Canton

PESTICIDES 8081/608

Data file : \\cansvr11\dd\chem\GCS\a2hp9.i\100310-1.b\035F3501.D
Lab Smp Id: LV2D51AQ Client Smp ID: B12SB-028-5088-SO
Inj Date : 11-MAR-2010 15:14
Operator : 093905 Inst ID: a2hp9.i
Smp Info : LV2D51AQ,5
Misc Info :
Comment   :
Method   : \\cansvr11\dd\chem\GCS\a2hp9.i\100310-1.b\PEST9.m
Meth Date : 12-Mar-2010 06:35 vandorenc Quant Type: ESTD
Cal Date : 09-MAR-2010 13:48 Cal File: 013F1301.D
Als bottle: 35
Dil Factor: 5.00000
Integrator: Falcon Compound Sublist: 19-pestap9.sub
Target Version: 4.14 Sample Matrix: SOIL
Processing Host: CANPGCSV23

Concentration Formula: Amt * DF * Vt*Vi/Ws * CpndVariable

Name	Value	Description
DF	5.000	Dilution Factor
Vt	10000.000	Volume of final extract
Vi	1.000	volume injected
Ws	30.080	initial volume of sample
Cpnd Variable		Local Compound Variable

				CONCENTRATIONS ON-COL	FINAL		
RT	EXP RT	DLT RT	RESPONSE	(ng)	(ug/Kg)	TARGET RANGE	RATIO
$ 1 Tetrachloro-m-xylene						CAS #: 877-09-8	
3.798	3.796	0.002	57248	7e-004	0.03530		
2 Hexachlorobenzene						CAS #: 118-74-1	
4.269	4.262	0.007	167710				
3 Diallate						CAS #: 2303-16-4	

Peaks not detected for Quant. or Qual. signal(s).

4 alpha-BHC						CAS #: 319-84-6	
4.505	4.498	0.007	20571	0.00016	0.2668		
5 gamma-BHC (Lindane)						CAS #: 58-89-9	
4.913	4.921	-0.008	123370	8e-004	1.292		
6 beta-BHC						CAS #: 319-85-7	

```
5.054    5.069   -0.015           15863  4e-004   0.6779
--------------------------------------------------------------------------------
    7 delta-BHC                                    CAS #: 319-86-8
5.336    5.316    0.020           12799  8e-005   0.1364
                   Sum of Peak Concentrations =   0.1364
--------------------------------------------------------------------------------
```

RT	EXP RT	DLT RT	RESPONSE	CONCENTRATIONS ON-COL (ng)	FINAL (ug/Kg)	TARGET RANGE	RATIO

8 Heptachlor CAS #: 76-44-8

Peaks not detected for Quant. or Qual. signal(s).

---

9 Tech Chlordane CAS #: 57-74-9

Peaks not detected for Quant. or Qual. signal(s).

---

10 Aldrin						CAS #: 309-00-2	
6.159	6.169	-0.010	63588	4e-004	0.6946		

---

11 Isodrin						CAS #: 465-73-6	
6.850	6.871	-0.021	178118				

---

12 Heptachlor epoxide CAS #: 1024-57-3

Peaks not detected for Quant. or Qual. signal(s).

---

13 gamma-Chlordane						CAS #: 5103-74-2	
7.925	7.906	0.019	8495	2e-004	0.2971		

---

14 alpha-Chlordane						CAS #: 5103-71-9	
8.220	8.219	0.001	10508	2e-004	0.3566		

---

15 Endosulfan I CAS #: 959-98-8

Peaks not detected for Quant. or Qual. signal(s).

---

16 4,4'-DDE CAS #: 72-55-9

Peaks not detected for Quant. or Qual. signal(s).

---

17 Dieldrin CAS #: 60-57-1

Peaks not detected for Quant. or Qual. signal(s).

---

18 Endrin CAS #: 72-20-8

Peaks not detected for Quant. or Qual. signal(s).

---

19 Kepone CAS #: 143-50-0

Peaks not detected for Quant. or Qual. signal(s).

---

20 4,4'-DDD CAS #: 72-54-8

Peaks not detected for Quant. or Qual. signal(s).

RT	EXP RT	DLT RT	RESPONSE	CONCENTRATIONS ON-COL (ng)	FINAL (ug/Kg)	TARGET RANGE	RATIO

21 Chlorobenzilate CAS #: 510-15-6

Peaks not detected for Quant. or Qual. signal(s).

---

22 Endosulfan II CAS #: 33213-65-9

Peaks not detected for Quant. or Qual. signal(s).

---

24 Toxaphene CAS #: 8001-35-2

Peaks not detected for Quant. or Qual. signal(s).

---

23 4,4'-DDT CAS #: 50-29-3

Peaks not detected for Quant. or Qual. signal(s).

---

25 Endrin aldehyde CAS #: 7421-93-4

Peaks not detected for Quant. or Qual. signal(s).

---

26 Mirex CAS #: 2385-85-5

10.833	10.812	0.021	4378				

---

27 Methoxychlor CAS #: 72-43-5

Peaks not detected for Quant. or Qual. signal(s).

---

28 Endosulfan sulfate CAS #: 1031-07-8

Peaks not detected for Quant. or Qual. signal(s).

---

29 Endrin ketone CAS #: 53494-70-5

Peaks not detected for Quant. or Qual. signal(s).

$ 30 Decachlorobiphenyl CAS #: 2051-24-3

13.239	13.235	0.004	48537	9.e-004	0.04479		

Data File: \\cansvr11\dd\chem\GCS\a2hp9.i\100310-1.b\035F3501.D

Date : 11-MAR-2010 15:14

Client ID: B12SB-028-5088-SO

Instrument: a2hp9.i

Sample Info: LV2D51AQ,5

Volume Injected (uL): 1.0

Operator: 093905

Column phase: clp pesticides I

Column diameter: 0.53

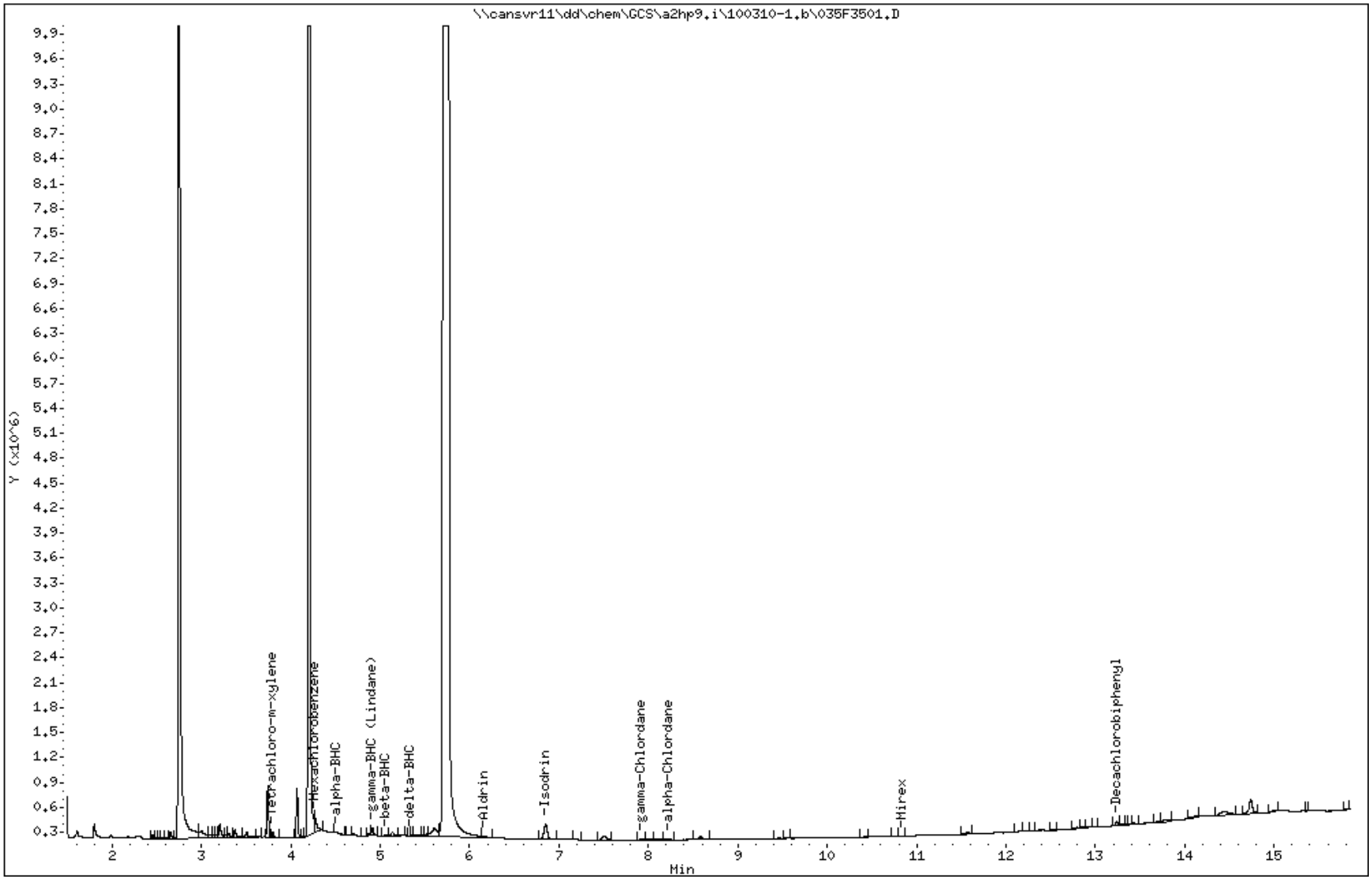

COMPOUNDS and EXP. RT REPORT

Operator: 093905 Date Acquired: 11-MAR-2010 15:14
Data File: //cansvr11/dd/chem/GCS/a2hp9.i/100310-1.b/035F3501.D
Lab Sample ID: LV2D51AQ
Misc. Info:
Instrument: a2hp9.i
Method: \\cansvr11\dd\chem\GCS\a2hp9.i\100310-1.b\PEST9.m
Dilution Factor: 5

	Compound	RT	Area	Amount	Conc
1)	Tetrachloro-m-xylene	3.798	82052	0.001	0.035 ug/Kg
2)	Hexachlorobenzene	4.269	359338	0.000	0.000 ug/Kg
3)	Diallate	NOT DETECTED	Expected RT = 4.369		
4)	alpha-BHC	4.505	44413	0.000	0.267 ug/Kg
5)	gamma-BHC (Lindane)	4.913	123370	0.001	1.292 ug/Kg
6)	beta-BHC	5.054	40044	0.000	0.678 ug/Kg
7)	delta-BHC	5.337	12799	0.000	0.136 ug/Kg
9)	Tech Chlordane	NOT DETECTED	Expected RT = 5.381		
8)	Heptachlor	NOT DETECTED	Expected RT = 5.642		
10)	Aldrin	6.159	63588	0.000	0.695 ug/Kg
11)	Isodrin	6.851	489754	0.000	0.000 ug/Kg
12)	Heptachlor epoxide	NOT DETECTED	Expected RT = 7.606		
13)	gamma-Chlordane	7.926	24400	0.000	0.297 ug/Kg
14)	alpha-Chlordane	8.220	35853	0.000	0.357 ug/Kg
15)	Endosulfan I	NOT DETECTED	Expected RT = 8.475		
16)	4,4'-DDE	NOT DETECTED	Expected RT = 8.544		
17)	Dieldrin	NOT DETECTED	Expected RT = 8.987		
18)	Endrin	NOT DETECTED	Expected RT = 9.411		
19)	Kepone	NOT DETECTED	Expected RT = 9.500		
20)	4,4'-DDD	NOT DETECTED	Expected RT = 9.724		
22)	Endosulfan II	NOT DETECTED	Expected RT = 9.833		
21)	Chlorobenzilate	NOT DETECTED	Expected RT = 9.844		
24)	Toxaphene	NOT DETECTED	Expected RT = 9.955		
23)	4,4'-DDT	NOT DETECTED	Expected RT = 10.213		
25)	Endrin aldehyde	NOT DETECTED	Expected RT = 10.588		
26)	Mirex	10.833	11133	0.000	0.000 ug/Kg
27)	Methoxychlor	NOT DETECTED	Expected RT = 11.111		
28)	Endosulfan sulfate	NOT DETECTED	Expected RT = 11.288		
29)	Endrin ketone	NOT DETECTED	Expected RT = 11.682		
30)	Decachlorobiphenyl	13.239	97782	0.001	0.045 ug/Kg

TestAmerica North Canton

PESTICIDES 8081/608

Data file : \\cansvr11\dd\chem\GCS\a2hp9.i\100310-1.b\100310-1.b\035F3501.D
Lab Smp Id: LV2D51AQ Client Smp ID: B12SB-028-5088-SO
Inj Date : 11-MAR-2010 15:14
Operator : 093905 Inst ID: a2hp9.i
Smp Info : LV2D51AQ,5
Misc Info :
Comment :
Method : \\cansvr11\dd\chem\GCS\a2hp9.i\100310-1.b\PEST9.m\PEST9r.m
Meth Date : 12-Mar-2010 06:57 vandorenc Quant Type: ESTD
Cal Date : 09-MAR-2010 13:48 Cal File: 013F1301.D
Als bottle: 35
Dil Factor: 5.00000
Integrator: Falcon Compound Sublist: 19-pestap9.sub
Target Version: 4.14 Sample Matrix: SOIL
Processing Host: CANPGCSV23

Concentration Formula: Amt * DF * Vt*Vi/Ws * CpndVariable

Name	Value	Description
DF	5.000	Dilution Factor
Vt	10000.000	Volume of final extract
Vi	1.000	volume injected
Ws	30.080	initial volume of sample
Cpnd Variable		Local Compound Variable

				CONCENTRATIONS ON-COL	FINAL		
RT	EXP RT	DLT RT	RESPONSE	(ng)	(ug/Kg)	TARGET RANGE	RATIO
$ 1 Tetrachloro-m-xylene						CAS #: 877-09-8	
4.367	4.371	-0.004	124862	0.00264	0.1319		
2 Diallate						CAS #: 2303-16-4	
Peaks not detected for Quant. or Qual. signal(s).							
3 Hexachlorobenzene						CAS #: 118-74-1	
5.115	5.104	0.011	36114				
4 alpha-BHC						CAS #: 319-84-6	
Peaks not detected for Quant. or Qual. signal(s).							
5 gamma-BHC (Lindane)						CAS #: 58-89-9	
5.934	5.947	-0.013	9461	1.e-004	0.1656		

```
-------------------------------------------------------------------------------
    6 beta-BHC                                    CAS #: 319-85-7
6.178    6.152    0.026        18461065 0.45142    750.4
-------------------------------------------------------------------------------
```

RT	EXP RT	DLT RT	RESPONSE	CONCENTRATIONS ON-COL (ng)	FINAL (ug/Kg)	TARGET RANGE	RATIO

9 Tech Chlordane CAS #: 57-74-9

Peaks not detected for Quant. or Qual. signal(s).

---

7 delta-BHC CAS #: 319-86-8

Peaks not detected for Quant. or Qual. signal(s).

---

8 Heptachlor CAS #: 76-44-8

Peaks not detected for Quant. or Qual. signal(s).

---

10 Aldrin CAS #: 309-00-2

7.735	7.751	-0.016	15510	5e-004	0.8703		

---

11 Isodrin CAS #: 465-73-6

8.742	8.770	-0.028	309136				

---

12 Heptachlor epoxide CAS #: 1024-57-3

Peaks not detected for Quant. or Qual. signal(s).

---

13 gamma-Chlordane CAS #: 5103-74-2

Peaks not detected for Quant. or Qual. signal(s).

---

14 alpha-Chlordane CAS #: 5103-71-9

Peaks not detected for Quant. or Qual. signal(s).

---

15 Endosulfan I CAS #: 959-98-8

Peaks not detected for Quant. or Qual. signal(s).

---

16 4,4'-DDE CAS #: 72-55-9

Peaks not detected for Quant. or Qual. signal(s).

---

17 Dieldrin CAS #: 60-57-1

Peaks not detected for Quant. or Qual. signal(s).

```
   19 Chlorobenzilate                              CAS #: 510-15-6
11.023  11.042   -0.019           11140
--------------------------------------------------------------------------------
   20 Kepone                                       CAS #: 143-50-0
11.101  11.090    0.011           10320
--------------------------------------------------------------------------------
```

RT	EXP RT	DLT RT	RESPONSE	CONCENTRATIONS ON-COL (ng)	CONCENTRATIONS FINAL (ug/Kg)	TARGET RANGE	RATIO

18 Endrin CAS #: 72-20-8

Peaks not detected for Quant. or Qual. signal(s).

---

21 4,4'-DDD CAS #: 72-54-8

Peaks not detected for Quant. or Qual. signal(s).

---

22 Endosulfan II CAS #: 33213-65-9

Peaks not detected for Quant. or Qual. signal(s).

---

23 Toxaphene CAS #: 8001-35-2

Peaks not detected for Quant. or Qual. signal(s).

---

24 4,4'-DDT CAS #: 50-29-3

Peaks not detected for Quant. or Qual. signal(s).

---

25 Endrin aldehyde CAS #: 7421-93-4

Peaks not detected for Quant. or Qual. signal(s).

---

26 Endosulfan sulfate CAS #: 1031-07-8

Peaks not detected for Quant. or Qual. signal(s).

---

28 Mirex CAS #: 2385-85-5

Peaks not detected for Quant. or Qual. signal(s).

---

27 Methoxychlor CAS #: 72-43-5

Peaks not detected for Quant. or Qual. signal(s).

---

29 Endrin ketone CAS #: 53494-70-5

Peaks not detected for Quant. or Qual. signal(s).

$ 30 Decachlorobiphenyl CAS #: 2051-24-3

```
14.655  14.650    0.005          53686 9.e-004  0.04510
-------------------------------------------------------------------------------
```

Data File: \\cansvr11\dd\chem\GCS\a2hp9.i\100310-1.b\100310-1.b\035F3501.D

Page 1

Date : 11-MAR-2010 15:14

Client ID: B12SB-028-5088-SO

Instrument: a2hp9.i

Sample Info: LV2D51AQ,5

Volume Injected (uL): 1.0

Operator: 093905

Column phase: clp pesticides II

Column diameter: 0.53

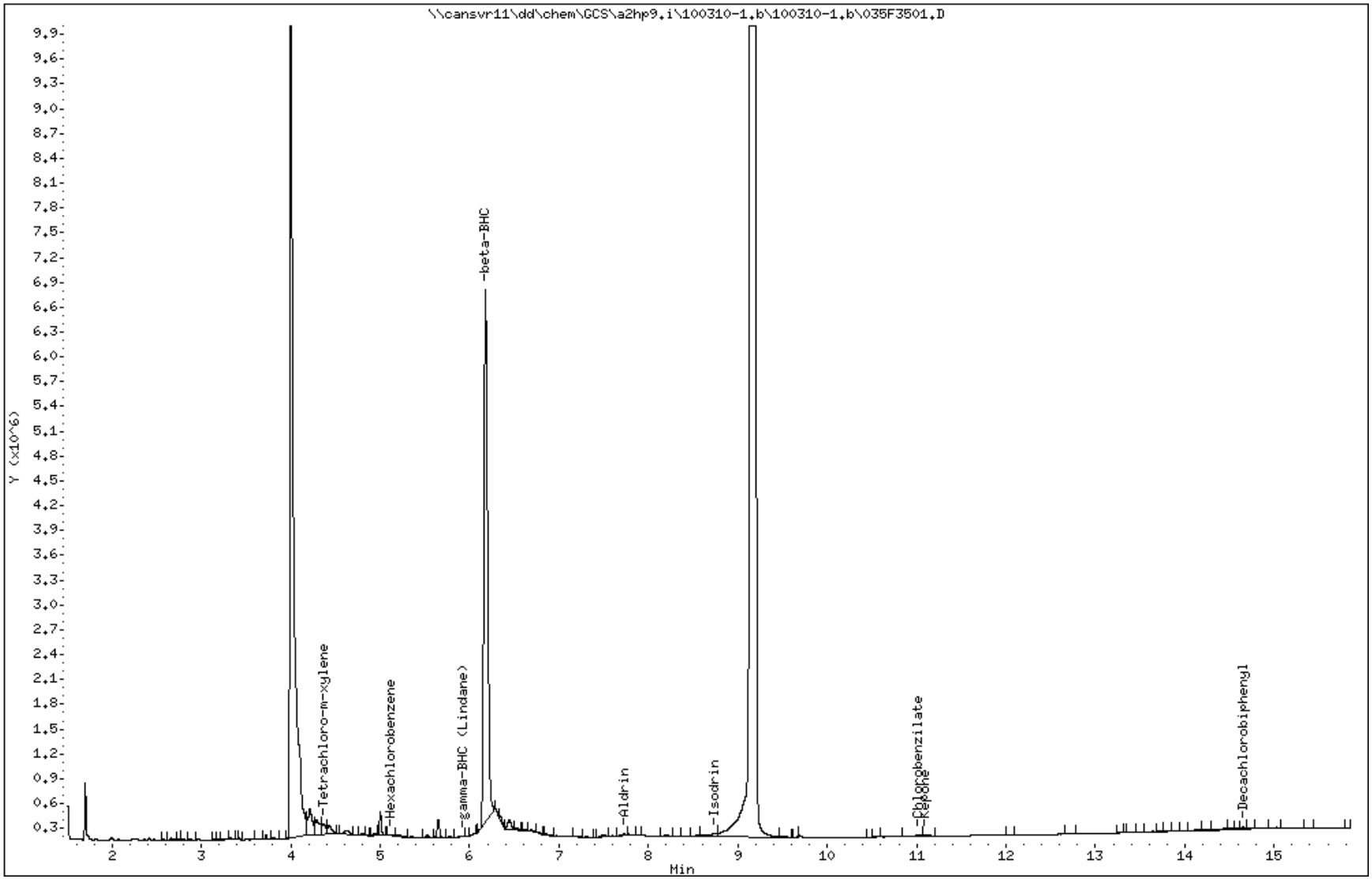

COMPOUNDS and EXP. RT REPORT

Operator: 093905 Date Acquired: 11-MAR-2010 15:14
Data File: //cansvr11/dd/chem/GCS/a2hp9.i/100310-1.b/100310-1.b/035F3501.D
Lab Sample ID: LV2D51AQ
Misc. Info:
Instrument: a2hp9.i
Method: \\cansvr11\dd\chem\GCS\a2hp9.i\100310-1.b\PEST9.m\PEST9r.m
Dilution Factor: 5

	Compound	RT	Area	Amount	Conc
1)	Tetrachloro-m-xylene	4.368	314290	0.003	0.132 ug/Kg
2)	Diallate	NOT DETECTED	Expected RT = 5.042		
3)	Hexachlorobenzene	5.116	36114	0.000	0.000 ug/Kg
4)	alpha-BHC	NOT DETECTED	Expected RT = 5.292		
5)	gamma-BHC (Lindane)	5.934	9461	0.000	0.166 ug/Kg
6)	beta-BHC	6.178	18461065	0.451	750.365 ug/Kg
9)	Tech Chlordane	NOT DETECTED	Expected RT = 6.399		
7)	delta-BHC	NOT DETECTED	Expected RT = 6.808		
8)	Heptachlor	NOT DETECTED	Expected RT = 6.927		
10)	Aldrin	7.735	79689	0.001	0.870 ug/Kg
11)	Isodrin	8.743	309136	0.000	0.000 ug/Kg
12)	Heptachlor epoxide	NOT DETECTED	Expected RT = 9.098		
13)	gamma-Chlordane	NOT DETECTED	Expected RT = 9.483		
14)	alpha-Chlordane	NOT DETECTED	Expected RT = 9.768		
15)	Endosulfan I	NOT DETECTED	Expected RT = 9.832		
16)	4,4'-DDE	NOT DETECTED	Expected RT = 10.175		
17)	Dieldrin	NOT DETECTED	Expected RT = 10.331		
18)	Endrin	NOT DETECTED	Expected RT = 10.832		
19)	Chlorobenzilate	11.023	75133	0.000	0.000 ug/Kg
20)	Kepone	11.102	49788	0.000	0.000 ug/Kg
21)	4,4'-DDD	NOT DETECTED	Expected RT = 11.148		
22)	Endosulfan II	NOT DETECTED	Expected RT = 11.192		
23)	Toxaphene	NOT DETECTED	Expected RT = 11.339		
24)	4,4'-DDT	NOT DETECTED	Expected RT = 11.630		
25)	Endrin aldehyde	NOT DETECTED	Expected RT = 11.738		
26)	Endosulfan sulfate	NOT DETECTED	Expected RT = 12.161		
27)	Methoxychlor	NOT DETECTED	Expected RT = 12.679		
28)	Mirex	NOT DETECTED	Expected RT = 12.864		
29)	Endrin ketone	NOT DETECTED	Expected RT = 12.898		
30)	Decachlorobiphenyl	14.655	53686	0.001	0.045 ug/Kg

Science Applications International Corp

Client Sample ID: CPCSS-039-5017-SO

GC Semivolatiles

Lot-Sample #...: A0B240490-016 **Work Order #...:** LV2FH1AE **Matrix.....:** SO
Date Sampled...: 02/23/10 11:50 **Date Received..:** 02/24/10
Prep Date.....: 02/25/10 **Analysis Date..:** 03/11/10
Prep Batch #...: 0056031
Dilution Factor: 1 **Initial Wgt/Vol:** 30.01 g **Final Wgt/Vol..:** 10 mL
% Moisture.....: 20 **Method.....:** SW846 8081A

PARAMETER	RESULT	REPORTING LIMIT	UNITS	MDL
Aldrin	ND	5.0	ug/kg	1.5
alpha-BHC	ND	3.1	ug/kg	0.92
beta-BHC	ND	4.4	ug/kg	1.4
delta-BHC	ND	5.0	ug/kg	1.5
gamma-BHC (Lindane)	ND	3.1	ug/kg	0.93
alpha-Chlordane	ND	3.8	ug/kg	1.2
gamma-Chlordane	ND	2.1	ug/kg	0.53
4,4'-DDD	ND	2.5	ug/kg	0.78
4,4'-DDE	ND	2.1	ug/kg	0.49
4,4'-DDT	ND	2.5	ug/kg	0.79
Dieldrin	ND	2.1	ug/kg	0.59
Endosulfan I	ND	2.1	ug/kg	0.65
Endosulfan II	ND	3.1	ug/kg	1.0
Endosulfan sulfate	ND	3.8	ug/kg	1.1
Endrin	ND	2.1	ug/kg	0.63
Endrin aldehyde	ND	3.8	ug/kg	1.3
Endrin ketone	ND	2.5	ug/kg	0.79
Heptachlor	ND	4.4	ug/kg	1.4
Heptachlor epoxide	ND	3.1	ug/kg	1.0
Methoxychlor	ND	6.3	ug/kg	1.9
Toxaphene	ND	84	ug/kg	24

SURROGATE	PERCENT RECOVERY	RECOVERY LIMITS
Tetrachloro-m-xylene	94	(70 - 125)
Decachlorobiphenyl	99	(55 - 130)

NOTE(S):

Results and reporting limits have been adjusted for dry weight.

TestAmerica North Canton

PESTICIDES 8081/608

Data file : \\cansvr11\dd\chem\GCS\a2hp9.i\100310-1.b\036F3601.D
Lab Smp Id: LV2FH1AE Client Smp ID: CPCSS-039-5017-SO
Inj Date : 11-MAR-2010 15:38
Operator : 093905 Inst ID: a2hp9.i
Smp Info : LV2FH1AE
Misc Info :
Comment   :
Method   : \\cansvr11\dd\chem\GCS\a2hp9.i\100310-1.b\PEST9.m
Meth Date : 12-Mar-2010 06:35 vandorenc Quant Type: ESTD
Cal Date : 09-MAR-2010 13:48 Cal File: 013F1301.D
Als bottle: 36
Dil Factor: 1.00000
Integrator: Falcon Compound Sublist: 19-pestap9.sub
Target Version: 4.14 Sample Matrix: SOIL
Processing Host: CANPGCSV23

Concentration Formula: Amt * DF * Vt*Vi/Ws * CpndVariable

Name	Value	Description
DF	1.000	Dilution Factor
Vt	10000.000	Volume of final extract
Vi	1.000	volume injected
Ws	30.010	initial volume of sample
Cpnd Variable		Local Compound Variable

				CONCENTRATIONS ON-COL	FINAL		
RT	EXP RT	DLT RT	RESPONSE	(ng)	(ug/Kg)	TARGET RANGE	RATIO
$ 1 Tetrachloro-m-xylene						CAS #: 877-09-8	
3.798	3.796	0.002	1520374	0.01875	0.1875		
2 Hexachlorobenzene						CAS #: 118-74-1	
4.272	4.262	0.010	89240				
3 Diallate						CAS #: 2303-16-4	
4.347	4.369	-0.022	29803			0.00- 20.00	100.00
4.558	4.544	0.014	25515			0.00- 20.00	85.61
4 alpha-BHC						CAS #: 319-84-6	
4.503	4.498	0.005	25297	2.e-004	0.06577		
5 gamma-BHC (Lindane)						CAS #: 58-89-9	
4.944	4.921	0.023	24969	2e-004	0.05242		
6 beta-BHC						CAS #: 319-85-7	
5.054	5.069	-0.015	22324	6e-004	0.1912		

```
--------------------------------------------------------------------------------
    7 delta-BHC                                    CAS #: 319-86-8
5.297    5.316   -0.019           67733  4e-004   0.1447
                  Sum of Peak Concentrations =   0.1447
--------------------------------------------------------------------------------
```

RT	EXP RT	DLT RT	RESPONSE	CONCENTRATIONS ON-COL (ng)	FINAL (ug/Kg)	TARGET RANGE	RATIO

8 Heptachlor CAS #: 76-44-8

Peaks not detected for Quant. or Qual. signal(s).

---

9 Tech Chlordane CAS #: 57-74-9

Peaks not detected for Quant. or Qual. signal(s).

---

10 Aldrin						CAS #: 309-00-2	
6.163	6.169	-0.006	1270473	0.00835	2.782		

---

11 Isodrin						CAS #: 465-73-6	
6.851	6.871	-0.020	65012				

---

12 Heptachlor epoxide CAS #: 1024-57-3

Peaks not detected for Quant. or Qual. signal(s).

---

13 gamma-Chlordane CAS #: 5103-74-2

Peaks not detected for Quant. or Qual. signal(s).

---

14 alpha-Chlordane						CAS #: 5103-71-9	
8.230	8.219	0.011	81383	0.00166	0.5536		

---

15 Endosulfan I						CAS #: 959-98-8	
8.501	8.475	0.026	29393	6e-004	0.2111		

---

16 4,4'-DDE						CAS #: 72-55-9	
8.565	8.544	0.021	31566	2e-004	0.08230		

---

17 Dieldrin CAS #: 60-57-1

Peaks not detected for Quant. or Qual. signal(s).

---

18 Endrin CAS #: 72-20-8

Peaks not detected for Quant. or Qual. signal(s).

---

19 Kepone CAS #: 143-50-0

Peaks not detected for Quant. or Qual. signal(s).

---

20 4,4'-DDD CAS #: 72-54-8

9.727 9.724 0.003 19244 2.e-004 0.06688

---

21 Chlorobenzilate CAS #: 510-15-6

Peaks not detected for Quant. or Qual. signal(s).

---

22 Endosulfan II CAS #: 33213-65-9

9.807 9.833 -0.026 11772 2e-004 0.07966

RT	EXP RT	DLT RT	RESPONSE	CONCENTRATIONS ON-COL (ng)	FINAL (ug/Kg)	TARGET RANGE	RATIO
24 Toxaphene					CAS #: 8001-35-2		
0.000	9.954	-9.954	0	0.0000	0.0000	80.00- 120.00	0.00
10.400	10.385	0.015	2078	0.00113	0.3756	114.04- 154.04	0.00
10.560	10.533	0.027	6027	0.00373	1.244	115.64- 155.64	0.00
0.000	11.097	-11.097	0	0.0000	0.0000	52.78- 92.78	0.00
11.213	11.199	0.014	19506	0.00873	2.908	69.36- 109.36	0.00
		Average of Peak Concentrations =			1.509		
23 4,4'-DDT					CAS #: 50-29-3		

Peaks not detected for Quant. or Qual. signal(s).

25 Endrin aldehyde					CAS #: 7421-93-4		
10.611	10.587	0.024	5466	1e-004	0.04395		
26 Mirex					CAS #: 2385-85-5		

Peaks not detected for Quant. or Qual. signal(s).

27 Methoxychlor					CAS #: 72-43-5		

Peaks not detected for Quant. or Qual. signal(s).

28 Endosulfan sulfate					CAS #: 1031-07-8		
11.262	11.288	-0.026	60101	6.e-004	0.2001		
29 Endrin ketone					CAS #: 53494-70-5		
11.687	11.681	0.006	9579	2e-004	0.05382		
$ 30 Decachlorobiphenyl					CAS #: 2051-24-3		
13.238	13.235	0.003	1072846	0.01980	0.1980		

Data File: \\cansvr11\dd\chem\GCS\a2hp9.i\100310-1.b\036F3601.D

Date : 11-MAR-2010 15:38

Client ID: CPCSS-039-5017-SO

Instrument: a2hp9.i

Sample Info: LV2FH1AE

Volume Injected (uL): 1.0

Operator: 093905

Column phase: clp pesticides I

Column diameter: 0.53

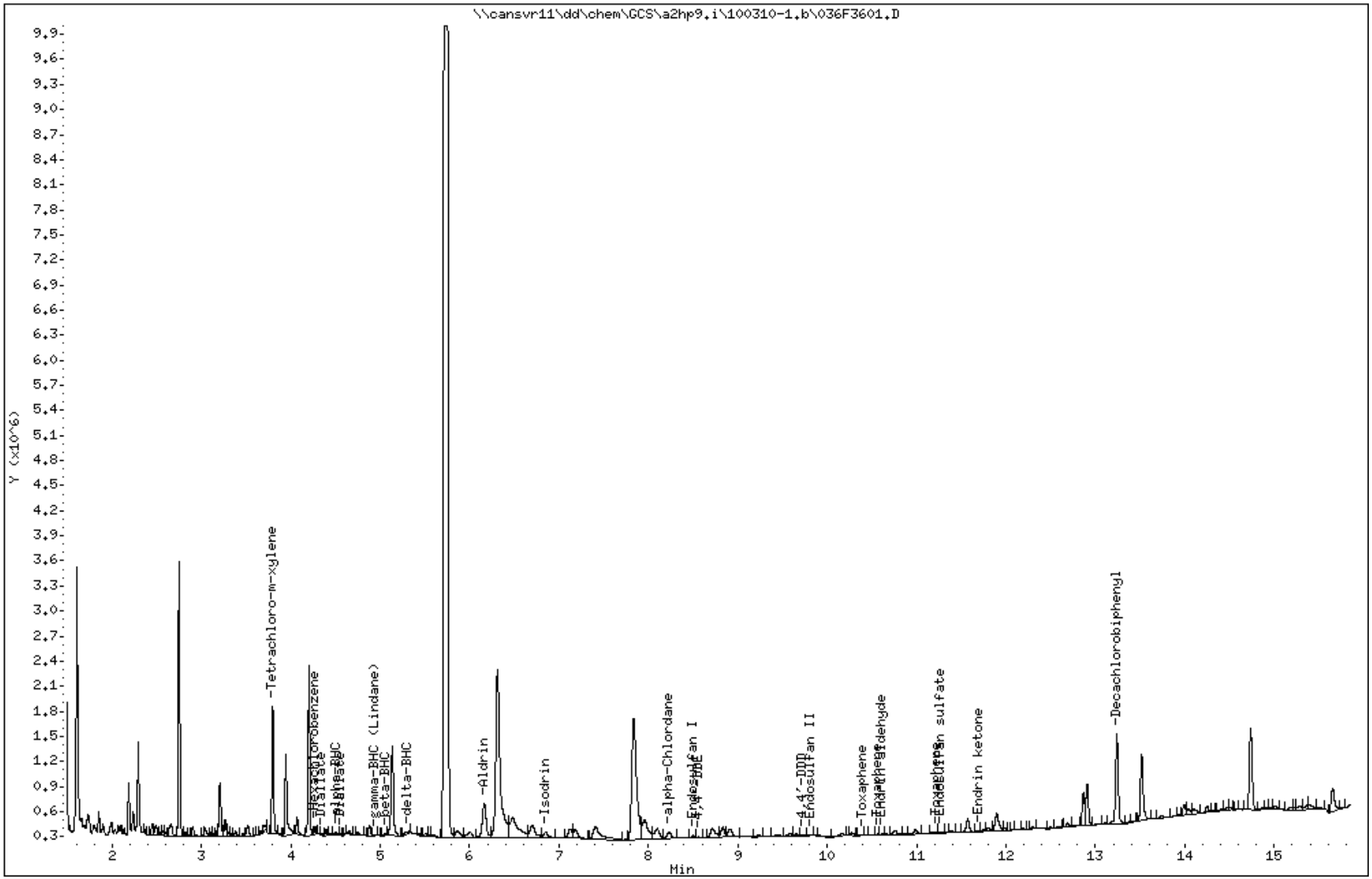

COMPOUNDS and EXP. RT REPORT

Operator: 093905 Date Acquired: 11-MAR-2010 15:38
Data File: //cansvr11/dd/chem/GCS/a2hp9.i/100310-1.b/036F3601.D
Lab Sample ID: LV2FH1AE
Misc. Info:
Instrument: a2hp9.i
Method: \\cansvr11\dd\chem\GCS\a2hp9.i\100310-1.b\PEST9.m
Dilution Factor: 1

Compound	RT	Area	Amount	Conc
24) Toxaphene	0.000	0	0.000	0.000 ug/Kg
1) Tetrachloro-m-xylene	3.799	1979236	0.019	0.187 ug/Kg
2) Hexachlorobenzene	4.272	126338	0.000	0.000 ug/Kg
3) Diallate	4.347	33279	0.000	0.000 ug/Kg
4) alpha-BHC	4.504	58821	0.000	0.066 ug/Kg
5) gamma-BHC (Lindane)	4.945	24969	0.000	0.052 ug/Kg
6) beta-BHC	5.055	39058	0.001	0.191 ug/Kg
7) delta-BHC	5.298	67733	0.000	0.145 ug/Kg
9) Tech Chlordane	NOT DETECTED	Expected RT = 5.381		
8) Heptachlor	NOT DETECTED	Expected RT = 5.642		
10) Aldrin	6.164	1270473	0.008	2.782 ug/Kg
11) Isodrin	6.851	234507	0.000	0.000 ug/Kg
12) Heptachlor epoxide	NOT DETECTED	Expected RT = 7.606		
13) gamma-Chlordane	NOT DETECTED	Expected RT = 7.907		
14) alpha-Chlordane	8.230	285959	0.002	0.554 ug/Kg
15) Endosulfan I	8.501	69602	0.001	0.211 ug/Kg
16) 4,4'-DDE	8.565	31566	0.000	0.082 ug/Kg
17) Dieldrin	NOT DETECTED	Expected RT = 8.987		
18) Endrin	NOT DETECTED	Expected RT = 9.411		
19) Kepone	NOT DETECTED	Expected RT = 9.500		
20) 4,4'-DDD	9.728	19244	0.000	0.067 ug/Kg
22) Endosulfan II	9.808	24753	0.000	0.080 ug/Kg
21) Chlorobenzilate	NOT DETECTED	Expected RT = 9.844		
23) 4,4'-DDT	NOT DETECTED	Expected RT = 10.213		
25) Endrin aldehyde	10.611	8852	0.000	0.044 ug/Kg
26) Mirex	NOT DETECTED	Expected RT = 10.813		
27) Methoxychlor	NOT DETECTED	Expected RT = 11.111		
28) Endosulfan sulfate	11.263	60101	0.001	0.200 ug/Kg
29) Endrin ketone	11.688	20077	0.000	0.054 ug/Kg
30) Decachlorobiphenyl	13.239	2276314	0.020	0.198 ug/Kg

TestAmerica North Canton

PESTICIDES 8081/608

Data file : \\cansvr11\dd\chem\GCS\a2hp9.i\100310-1.b\100310-1.b\036F3601.D
Lab Smp Id: LV2FH1AE Client Smp ID: CPCSS-039-5017-SO
Inj Date : 11-MAR-2010 15:38
Operator : 093905 Inst ID: a2hp9.i
Smp Info : LV2FH1AE
Misc Info :
Comment :
Method : \\cansvr11\dd\chem\GCS\a2hp9.i\100310-1.b\PEST9.m\PEST9r.m
Meth Date : 12-Mar-2010 06:57 vandorenc Quant Type: ESTD
Cal Date : 09-MAR-2010 13:48 Cal File: 013F1301.D
Als bottle: 36
Dil Factor: 1.00000
Integrator: Falcon Compound Sublist: 19-pestap9.sub
Target Version: 4.14 Sample Matrix: SOIL
Processing Host: CANPGCSV23

Concentration Formula: Amt * DF * Vt*Vi/Ws * CpndVariable

Name	Value	Description
DF	1.000	Dilution Factor
Vt	10000.000	Volume of final extract
Vi	1.000	volume injected
Ws	30.010	initial volume of sample
Cpnd Variable		Local Compound Variable

				CONCENTRATIONS ON-COL	FINAL		
RT	EXP RT	DLT RT	RESPONSE	(ng)	(ug/Kg)	TARGET RANGE	RATIO
$ 1 Tetrachloro-m-xylene						CAS #: 877-09-8	
4.372	4.371	0.001	970338	0.02050	0.2050		
2 Diallate						CAS #: 2303-16-4	
5.016	5.041	-0.025	22255			0.00- 20.00	100.00
5.219	5.216	0.003	10218			0.00- 20.00	45.91
3 Hexachlorobenzene						CAS #: 118-74-1	

Peaks not detected for Quant. or Qual. signal(s).

4 alpha-BHC CAS #: 319-84-6

Peaks not detected for Quant. or Qual. signal(s).

5 gamma-BHC (Lindane) CAS #: 58-89-9

```
5.956    5.947    0.009          180558 0.00190   0.6337
--------------------------------------------------------------------------------
    6 beta-BHC                                     CAS #: 319-85-7
6.171    6.152    0.019         1340944 0.03279    10.93
--------------------------------------------------------------------------------
```

RT	EXP RT	DLT RT	RESPONSE	CONCENTRATIONS ON-COL (ng)	FINAL (ug/Kg)	TARGET RANGE	RATIO

9 Tech Chlordane CAS #: 57-74-9

Peaks not detected for Quant. or Qual. signal(s).

---

7 delta-BHC CAS #: 319-86-8

6.826	6.808	0.018	36970	4.e-004	0.1343		

---

8 Heptachlor CAS #: 76-44-8

Peaks not detected for Quant. or Qual. signal(s).

---

10 Aldrin CAS #: 309-00-2

Peaks not detected for Quant. or Qual. signal(s).

---

11 Isodrin CAS #: 465-73-6

8.748	8.770	-0.022	128442				

---

12 Heptachlor epoxide CAS #: 1024-57-3

Peaks not detected for Quant. or Qual. signal(s).

---

13 gamma-Chlordane CAS #: 5103-74-2

Peaks not detected for Quant. or Qual. signal(s).

---

14 alpha-Chlordane CAS #: 5103-71-9

Peaks not detected for Quant. or Qual. signal(s).

---

15 Endosulfan I CAS #: 959-98-8

Peaks not detected for Quant. or Qual. signal(s).

---

16 4,4'-DDE CAS #: 72-55-9

Peaks not detected for Quant. or Qual. signal(s).

---

17 Dieldrin CAS #: 60-57-1

10.327	10.330	-0.003	60510	8.e-004	0.2679		

---

19 Chlorobenzilate CAS #: 510-15-6

Peaks not detected for Quant. or Qual. signal(s).

---

20 Kepone CAS #: 143-50-0

Peaks not detected for Quant. or Qual. signal(s).

RT	EXP RT	DLT RT	RESPONSE	CONCENTRATIONS ON-COL (ng)	FINAL (ug/Kg)	TARGET RANGE	RATIO
18 Endrin					CAS #: 72-20-8		
Peaks not detected for Quant. or Qual. signal(s).							
21 4,4'-DDD					CAS #: 72-54-8		
11.130	11.147	-0.017	25009	0.00103	0.3421		
22 Endosulfan II					CAS #: 33213-65-9		
Peaks not detected for Quant. or Qual. signal(s).							
23 Toxaphene					CAS #: 8001-35-2		
0.000	11.338	-11.338	0	0.0000	0.0000	80.00- 120.00	0.00
11.450	11.451	-0.001	3328	0.00525	1.749	114.04- 154.04	0.00
11.742	11.754	-0.012	4352	0.00353	1.176	115.64- 155.64	0.00
12.517	12.495	0.022	5080	0.00439	1.462	52.78- 92.78	0.00
12.882	12.870	0.012	32063	0.05405	18.01	69.36- 109.36	0.00
Average of Peak Concentrations =					5.600		
24 4,4'-DDT					CAS #: 50-29-3		
11.606	11.630	-0.024	6645	3e-004	0.08437		
25 Endrin aldehyde					CAS #: 7421-93-4		
11.742	11.737	0.005	16379	3e-004	0.1093		
26 Endosulfan sulfate					CAS #: 1031-07-8		
Peaks not detected for Quant. or Qual. signal(s).							
28 Mirex					CAS #: 2385-85-5		
Peaks not detected for Quant. or Qual. signal(s).							
27 Methoxychlor					CAS #: 72-43-5		
Peaks not detected for Quant. or Qual. signal(s).							
29 Endrin ketone					CAS #: 53494-70-5		
12.882	12.898	-0.016	57240	9e-004	0.2841		
$ 30 Decachlorobiphenyl					CAS #: 2051-24-3		
14.659	14.650	0.009	2217294	0.03725	0.3725		(R)

QC Flag Legend

R - Spike/Surrogate failed recovery limits.

Data File: \\cansvr11\dd\chem\GCS\a2hp9.i\100310-1.b\100310-1.b\036F3601.D

Date : 11-MAR-2010 15:38

Client ID: CPCSS-039-5017-SO

Instrument: a2hp9.i

Sample Info: LV2FH1AE

Volume Injected (uL): 1.0

Operator: 093905

Column phase: clp pesticides II

Column diameter: 0.53

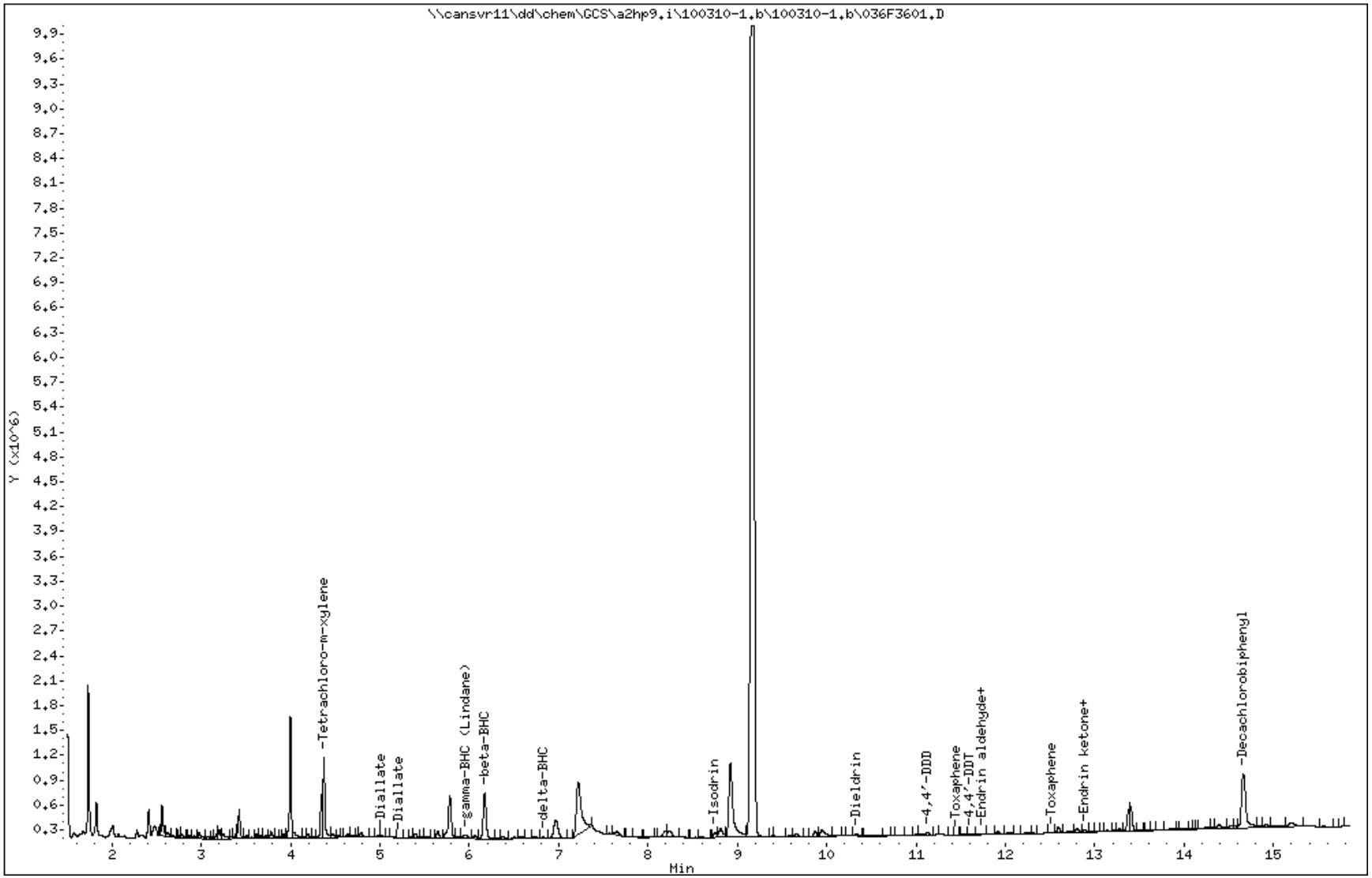

COMPOUNDS and EXP. RT REPORT

Operator: 093905 Date Acquired: 11-MAR-2010 15:38
Data File: //cansvr11/dd/chem/GCS/a2hp9.i/100310-1.b/100310-1.b/036F3601.D
Lab Sample ID: LV2FH1AE
Misc. Info:
Instrument: a2hp9.i
Method: \\cansvr11\dd\chem\GCS\a2hp9.i\100310-1.b\PEST9.m\PEST9r.m
Dilution Factor: 1

Compound	RT	Area	Amount	Conc
23) Toxaphene	0.000	0	0.000	0.000 ug/Kg
1) Tetrachloro-m-xylene	4.373	1485681	0.020	0.205 ug/Kg
2) Diallate	5.016	49033	0.000	0.000 ug/Kg
3) Hexachlorobenzene	NOT DETECTED	Expected RT = 5.105		
4) alpha-BHC	NOT DETECTED	Expected RT = 5.292		
5) gamma-BHC (Lindane)	5.956	180558	0.002	0.634 ug/Kg
6) beta-BHC	6.171	1340944	0.033	10.926 ug/Kg
9) Tech Chlordane	NOT DETECTED	Expected RT = 6.399		
7) delta-BHC	6.826	36970	0.000	0.134 ug/Kg
8) Heptachlor	NOT DETECTED	Expected RT = 6.927		
10) Aldrin	NOT DETECTED	Expected RT = 7.752		
11) Isodrin	8.749	128442	0.000	0.000 ug/Kg
12) Heptachlor epoxide	NOT DETECTED	Expected RT = 9.098		
13) gamma-Chlordane	NOT DETECTED	Expected RT = 9.483		
14) alpha-Chlordane	NOT DETECTED	Expected RT = 9.768		
15) Endosulfan I	NOT DETECTED	Expected RT = 9.832		
16) 4,4'-DDE	NOT DETECTED	Expected RT = 10.175		
17) Dieldrin	10.328	60510	0.001	0.268 ug/Kg
18) Endrin	NOT DETECTED	Expected RT = 10.832		
19) Chlorobenzilate	NOT DETECTED	Expected RT = 11.042		
20) Kepone	NOT DETECTED	Expected RT = 11.090		
21) 4,4'-DDD	11.130	103077	0.001	0.342 ug/Kg
22) Endosulfan II	NOT DETECTED	Expected RT = 11.192		
24) 4,4'-DDT	11.606	11872	0.000	0.084 ug/Kg
25) Endrin aldehyde	11.743	16379	0.000	0.109 ug/Kg
26) Endosulfan sulfate	NOT DETECTED	Expected RT = 12.161		
27) Methoxychlor	NOT DETECTED	Expected RT = 12.679		
28) Mirex	NOT DETECTED	Expected RT = 12.864		
29) Endrin ketone	12.883	57240	0.001	0.284 ug/Kg
30) Decachlorobiphenyl	14.660	2217294	0.037	0.373 ug/Kg

TestAmerica
THE LEADER IN ENVIRONMENTAL TESTING

STANDARD DATA

Report Date: 11-Mar-2010 08:08

Calibration History

Method : \\cansvr11\dd\chem\GCS\a2hp9.i\100309IC-1.b\PEST9.m
Start Cal Date: 09-MAR-2010 09:45
End Cal Date : 09-MAR-2010 14:13
Last Cal Level: 4
Last Cal Type : Continuing Calibration

Initial Calibration

Injection Date	Sublist	Calibration File
Cal Level: 1 , Cal Amount: 0.00500		
09-MAR-2010 12:34	16-TOXAPH	\\cansvr11\dd\chem\GCS\a2hp9.i\100309IC-1.b\010F1001.D
09-MAR-2010 09:45	1-AB	\\cansvr11\dd\chem\GCS\a2hp9.i\100309IC-1.b\003F0301.D
Cal Level: 2 , Cal Amount: 0.01000		
09-MAR-2010 12:58	16-TOXAPH	\\cansvr11\dd\chem\GCS\a2hp9.i\100309IC-1.b\011F1101.D
09-MAR-2010 10:09	1-AB	\\cansvr11\dd\chem\GCS\a2hp9.i\100309IC-1.b\004F0401.D
Cal Level: 3 , Cal Amount: 0.02500		
09-MAR-2010 13:23	16-TOXAPH	\\cansvr11\dd\chem\GCS\a2hp9.i\100309IC-1.b\012F1201.D
09-MAR-2010 10:33	1-AB	\\cansvr11\dd\chem\GCS\a2hp9.i\100309IC-1.b\005F0501.D
Cal Level: 4 , Cal Amount: 0.05000		
09-MAR-2010 13:48	16-TOXAPH	\\cansvr11\dd\chem\GCS\a2hp9.i\100309IC-1.b\013F1301.D
09-MAR-2010 10:57	1-AB	\\cansvr11\dd\chem\GCS\a2hp9.i\100309IC-1.b\006F0601.D
Cal Level: 5 , Cal Amount: 0.10000		
09-MAR-2010 14:13	16-TOXAPH	\\cansvr11\dd\chem\GCS\a2hp9.i\100309IC-1.b\014F1401.D
09-MAR-2010 11:20	1-AB	\\cansvr11\dd\chem\GCS\a2hp9.i\100309IC-1.b\007F0701.D
Cal Level: 6 , Cal Amount: 0.20000		
09-MAR-2010 11:44	1-AB	\\cansvr11\dd\chem\GCS\a2hp9.i\100309IC-1.b\008F0801.D

Continuing Calibration
Ccal Level Mode: GLOBAL LEVEL 3

09-MAR-2010 17:26	1-ab	\\cansvr11\dd\chem\GCS\a2hp9.i\100309IC-1.b\022F2201.D
09-MAR-2010 22:30	1-AB	\\cansvr11\dd\chem\GCS\a2hp9.i\100309IC-1.b\034F3401.D
09-MAR-2010 22:06	16-TOXAPH	\\cansvr11\dd\chem\GCS\a2hp9.i\100309IC-1.b\033F3301.D
09-MAR-2010 13:23	16-TOXAPH	\\cansvr11\dd\chem\GCS\a2hp9.i\100309IC-1.b\012F1201.D
09-MAR-2010 12:09	1-AB	\\cansvr11\dd\chem\GCS\a2hp9.i\100309IC-1.b\009F0901.D
09-MAR-2010 10:33	1-AB	\\cansvr11\dd\chem\GCS\a2hp9.i\100309IC-1.b\005F0501.D

Report Date: 11-Mar-2010 08:15

Calibration History

Method : \\cansvr11\dd\chem\GCS\a2hp9.i\100309IC-1.b\PEST9.m\PEST9r.m
Start Cal Date: 09-MAR-2010 09:45
End Cal Date : 09-MAR-2010 14:13
Last Cal Level: 4
Last Cal Type : Continuing Calibration

Initial Calibration

Injection Date	Sublist	Calibration File
Cal Level: 1 , Cal Amount: 0.00500		
09-MAR-2010 12:34	16-TOXAPH	\\cansvr11\dd\chem\GCS\a2hp9.i\100309IC-1.b\100309IC-1.b\010F1001.D
09-MAR-2010 09:45	1-AB	\\cansvr11\dd\chem\GCS\a2hp9.i\100309IC-1.b\100309IC-1.b\003F0301.D
Cal Level: 2 , Cal Amount: 0.01000		
09-MAR-2010 12:58	16-TOXAPH	\\cansvr11\dd\chem\GCS\a2hp9.i\100309IC-1.b\100309IC-1.b\011F1101.D
09-MAR-2010 10:09	1-AB	\\cansvr11\dd\chem\GCS\a2hp9.i\100309IC-1.b\100309IC-1.b\004F0401.D
Cal Level: 3 , Cal Amount: 0.02500		
09-MAR-2010 13:23	16-TOXAPH	\\cansvr11\dd\chem\GCS\a2hp9.i\100309IC-1.b\100309IC-1.b\012F1201.D
09-MAR-2010 10:33	1-AB	\\cansvr11\dd\chem\GCS\a2hp9.i\100309IC-1.b\100309IC-1.b\005F0501.D
Cal Level: 4 , Cal Amount: 0.05000		
09-MAR-2010 13:48	16-TOXAPH	\\cansvr11\dd\chem\GCS\a2hp9.i\100309IC-1.b\100309IC-1.b\013F1301.D
09-MAR-2010 10:57	1-AB	\\cansvr11\dd\chem\GCS\a2hp9.i\100309IC-1.b\100309IC-1.b\006F0601.D
Cal Level: 5 , Cal Amount: 0.10000		
09-MAR-2010 14:13	16-TOXAPH	\\cansvr11\dd\chem\GCS\a2hp9.i\100309IC-1.b\100309IC-1.b\014F1401.D
09-MAR-2010 11:20	1-AB	\\cansvr11\dd\chem\GCS\a2hp9.i\100309IC-1.b\100309IC-1.b\007F0701.D
Cal Level: 6 , Cal Amount: 0.20000		
09-MAR-2010 11:44	1-AB	\\cansvr11\dd\chem\GCS\a2hp9.i\100309IC-1.b\100309IC-1.b\008F0801.D

Continuing Calibration
Ccal Level Mode: GLOBAL LEVEL 3

09-MAR-2010 22:06	16-TOXAPH	\\cansvr11\dd\chem\GCS\a2hp9.i\100309IC-1.b\100309IC-1.b\033F3301.D
09-MAR-2010 17:26	1-ab	\\cansvr11\dd\chem\GCS\a2hp9.i\100309IC-1.b\100309IC-1.b\022F2201.D
09-MAR-2010 22:30	1-AB	\\cansvr11\dd\chem\GCS\a2hp9.i\100309IC-1.b\100309IC-1.b\034F3401.D
09-MAR-2010 22:06	16-TOXAPH	\\cansvr11\dd\chem\GCS\a2hp9.i\100309IC-1.b\100309IC-1.b\033F3301.D
09-MAR-2010 17:26	19-pestap9	\\cansvr11\dd\chem\GCS\a2hp9.i\100309IC-1.b\100309IC-1.b\022F2201.D
09-MAR-2010 13:23	16-TOXAPH	\\cansvr11\dd\chem\GCS\a2hp9.i\100309IC-1.b\100309IC-1.b\012F1201.D
09-MAR-2010 12:09	1-AB	\\cansvr11\dd\chem\GCS\a2hp9.i\100309IC-1.b\100309IC-1.b\009F0901.D
09-MAR-2010 10:33	1-AB	\\cansvr11\dd\chem\GCS\a2hp9.i\100309IC-1.b\100309IC-1.b\005F0501.D

Report Date : 11-Mar-2010 08:08

TestAmerica North Canton

INITIAL CALIBRATION DATA

Start Cal Date : 09-MAR-2010 09:45
End Cal Date : 09-MAR-2010 14:13
Quant Method : ESTD
Target Version : 4.14
Integrator : Falcon
Method file : \\cansvr11\dd\chem\GCS\a2hp9.i\100309IC-1.b\PEST9.m
Last Edit : 10-Mar-2010 10:05 a2hp9.i

Calibration File Names:
Level 1: \\cansvr11\dd\chem\GCS\a2hp9.i\100309IC-1.b\010F1001.D
Level 2: \\cansvr11\dd\chem\GCS\a2hp9.i\100309IC-1.b\011F1101.D
Level 3: \\cansvr11\dd\chem\GCS\a2hp9.i\100309IC-1.b\012F1201.D
Level 4: \\cansvr11\dd\chem\GCS\a2hp9.i\100309IC-1.b\013F1301.D
Level 5: \\cansvr11\dd\chem\GCS\a2hp9.i\100309IC-1.b\014F1401.D
Level 6: \\cansvr11\dd\chem\GCS\a2hp9.i\100309IC-1.b\008F0801.D

Compound	0.0050000 Level 1	0.0100000 Level 2	0.0250000 Level 3	0.0500000 Level 4	0.1000000 Level 5	0.2000000 Level 6	Curve	Coefficients b	m1	m2	%RSD or R^2
2 Hexachlorobenzene	+++++	+++++	+++++	+++++	+++++	+++++	AVRG		0.000e+000		0.000e+000
3 Diallate(1)	+++++	+++++	+++++	+++++	+++++	+++++	AVRG		0.000e+000		0.000e+000
(2)	+++++	+++++	+++++	+++++	+++++	+++++	AVRG		0.000e+000		0.000e+000
4 alpha-BHC	100751200	120532000	134349920	135014420	138294110	140074000	AVRG		128169275		11.77778
5 gamma-BHC (Lindane)	128082800	149235400	161007920	165364260	172443330	176154935	AVRG		158714774		11.16572
6 beta-BHC	36516000	38881300	39073680	38634500	39965510	40321300	AVRG		38898715		3.43752
7 delta-BHC	116976400	143163100	159973640	165629100	171952000	178208215	AVRG		155983743		14.46031
8 Heptachlor	57399800	70243500	76070040	75772860	77369390	77823620	AVRG		72446535		10.84413
9 Tech Chlordane(1)	+++++	+++++	+++++	+++++	+++++	+++++	AVRG		0.000e+000		0.000e+000
(2)	+++++	+++++	+++++	+++++	+++++	+++++	AVRG		0.000e+000		0.000e+000
(3)	+++++	+++++	+++++	+++++	+++++	+++++	AVRG		0.000e+000		0.000e+000
(4)	+++++	+++++	+++++	+++++	+++++	+++++	AVRG		0.000e+000		0.000e+000
10 Aldrin	131020400	142696700	151345120	155626660	164673070	167678875	AVRG		152173471		9.04156
11 Isodrin	+++++	+++++	+++++	+++++	+++++	+++++	AVRG		0.000e+000		0.000e+000

TestAmerica North Canton

INITIAL CALIBRATION DATA

Start Cal Date : 09-MAR-2010 09:45
End Cal Date : 09-MAR-2010 14:13
Quant Method : ESTD
Target Version : 4.14
Integrator : Falcon
Method file : \\cansvr11\dd\chem\GCS\a2hp9.i\100309IC-1.b\PEST9.m
Last Edit : 10-Mar-2010 10:05 a2hp9.i

Compound	0.0050000 Level 1	0.0100000 Level 2	0.0250000 Level 3	0.0500000 Level 4	0.1000000 Level 5	0.2000000 Level 6	Curve	Coefficients b	m1	m2	%RSD or R^2	
12 Heptachlor epoxide	39015000	43337700	45941480	45840640	47041230	47315935	AVRG		44748664		7.01908	
13 gamma-Chlordane	39880400	44778100	48103760	48986700	50967750	52438980	AVRG		47525948		9.61728	
14 alpha-Chlordane	42421000	46514200	49472000	50355620	51562470	53587490	AVRG		48985463		8.12132	
15 Endosulfan I	40600000	44924300	47904520	48068740	48293630	48585745	AVRG		46396156		6.76308	
16 4,4'-DDE	103118000	119049700	128342680	133509580	136952540	145893670	AVRG		127811028		11.76115	
17 Dieldrin	113853200	127078900	137935280	143407620	144624480	150363145	AVRG		136210438		9.89944	
18 Endrin	40375000	47526500	51824680	53068240	52487630	53598055	AVRG		49813351		10.25307	
19 Kepone	+++++	+++++	+++++	+++++	+++++	+++++	QUAD	0.000e+000	0.000e+000	0.000e+000	0.000e+000	<-
20 4,4'-DDD	72914000	88412900	97761320	102595380	102273260	111280855	AVRG		95872953		14.07063	
21 Chlorobenzilate	+++++	+++++	+++++	+++++	+++++	+++++	AVRG		0.000e+000		0.000e+000	
22 Endosulfan II	42685600	47087200	50957160	52441820	50537580	51735425	AVRG		49240798		7.52812	
23 4,4'-DDT	81624600	97426800	107222280	111104640	109738600	120764175	AVRG		104646849		12.93540	
24 Toxaphene(1)	1688030	1839930	1715403	1957511	1993451	+++++	AVRG		1838865		7.49441	
(2)	1648105	1819990	1748994	1996535	2004955	+++++	AVRG		1843716		8.45275	
(3)	1468905	1609068	1502518	1739032	1755718	+++++	AVRG		1615048		8.14497	
(4)	2186820	2366458	2171927	2517937	2512230	+++++	AVRG		2351074		7.15288	
(5)	1994970	2212650	2096343	2428959	2443968	+++++	AVRG		2235378		8.90855	
25 Endrin aldehyde	36633200	40225400	42307360	43866960	41935190	43695515	AVRG		41443938		6.52425	
26 Mirex	+++++	+++++	+++++	+++++	+++++	+++++	AVRG		0.000e+000		0.000e+000	
27 Methoxychlor	45479800	50549100	54040680	52746320	49194100	51791250	AVRG		50633542		5.99384	
28 Endosulfan sulfate	86811800	96759700	103459920	105141520	101620540	106666025	AVRG		100076584		7.34096	
29 Endrin ketone	51645400	58009400	62412800	63034880	59384050	61340185	AVRG		59304453		7.07675	

TestAmerica North Canton

INITIAL CALIBRATION DATA

Start Cal Date : 09-MAR-2010 09:45
End Cal Date : 09-MAR-2010 14:13
Quant Method : ESTD
Target Version : 4.14
Integrator : Falcon
Method file : \\cansvr11\dd\chem\GCS\a2hp9.i\100309IC-1.b\PEST9.m
Last Edit : 10-Mar-2010 10:05 a2hp9.i

Compound	0.0050000 Level 1	0.0100000 Level 2	0.0250000 Level 3	0.0500000 Level 4	0.1000000 Level 5	0.2000000 Level 6	Curve	Coefficients b	m1	m2	%RSD or R^2
$ 1 Tetrachloro-m-xylene	70943600	79708400	83753600	81902600	85264060	84968220	AVRG		81090080		6.64272
$ 30 Decachlorobiphenyl	52702200	55380500	55879960	56106820	51468570	53566885	AVRG		54184156		3.49734

TestAmerica North Canton

INITIAL CALIBRATION DATA

Start Cal Date : 09-MAR-2010 09:45
End Cal Date : 09-MAR-2010 14:13
Quant Method : ESTD
Target Version : 4.14
Integrator : Falcon
Method file : \\cansvr11\dd\chem\GCS\a2hp9.i\100309IC-1.b\PEST9.m
Last Edit : 10-Mar-2010 10:05 a2hp9.i

Average %RSD Results.
Calculated Average %RSD = 8.73796
Maximun Average %RSD = 20.00000
* Passed Average %RSD Test.

Curve	Formula	Units
Averaged	Amt = Rsp/m1	Response
Quad	Amt = b + m1*Rsp + m2*Rsp^2	Response

TestAmerica North Canton

INITIAL CALIBRATION DATA

Start Cal Date : 09-MAR-2010 09:45
End Cal Date : 09-MAR-2010 14:13
Quant Method : ESTD
Target Version : 4.14
Integrator : Falcon
Method file : \\cansvr11\dd\chem\GCS\a2hp9.i\100309IC-1.b\PEST9.m\PEST9r.m
Last Edit : 10-Mar-2010 10:11 a2hp9.i

Calibration File Names:
Level 1: \\cansvr11\dd\chem\GCS\a2hp9.i\100309IC-1.b\100309IC-1.b\010F1001.D
Level 2: \\cansvr11\dd\chem\GCS\a2hp9.i\100309IC-1.b\100309IC-1.b\011F1101.D
Level 3: \\cansvr11\dd\chem\GCS\a2hp9.i\100309IC-1.b\100309IC-1.b\012F1201.D
Level 4: \\cansvr11\dd\chem\GCS\a2hp9.i\100309IC-1.b\100309IC-1.b\013F1301.D
Level 5: \\cansvr11\dd\chem\GCS\a2hp9.i\100309IC-1.b\100309IC-1.b\014F1401.D
Level 6: \\cansvr11\dd\chem\GCS\a2hp9.i\100309IC-1.b\100309IC-1.b\008F0801.D

Compound	0.0050000 Level 1	0.0100000 Level 2	0.0250000 Level 3	0.0500000 Level 4	0.1000000 Level 5	0.2000000 Level 6	Curve	Coefficients b	m1	m2	%RSD or R^2
55 DDD/Endosulfan II	+++++	+++++	+++++	+++++	+++++	+++++	AVRG		0.000e+000		0.000e+000
2 Diallate(1)	+++++	+++++	+++++	+++++	+++++	+++++	AVRG		0.000e+000		0.000e+000
(2)	+++++	+++++	+++++	+++++	+++++	+++++	AVRG		0.000e+000		0.000e+000
3 Hexachlorobenzene	+++++	+++++	+++++	+++++	+++++	+++++	AVRG		0.000e+000		0.000e+000
4 alpha-BHC	83714200	94402100	104984360	108543680	116590300	120906845	AVRG		104856914		13.25032
5 gamma-BHC (Lindane)	78374000	87941300	94531000	97360480	103572990	107915575	AVRG		94949224		11.26804
6 beta-BHC	39884800	41246400	41845240	40177280	40603260	41616490	AVRG		40895578		1.94631
7 delta-BHC	71003000	82484100	90895240	95418720	101770940	108652220	AVRG		91704037		14.76423
8 Heptachlor	75753200	87420400	90415280	90029080	94269140	97380560	AVRG		89211277		8.36978
9 Tech Chlordane(1)	+++++	+++++	+++++	+++++	+++++	+++++	AVRG		0.000e+000		0.000e+000
(2)	+++++	+++++	+++++	+++++	+++++	+++++	AVRG		0.000e+000		0.000e+000
(3)	+++++	+++++	+++++	+++++	+++++	+++++	AVRG		0.000e+000		0.000e+000
(4)	+++++	+++++	+++++	+++++	+++++	+++++	AVRG		0.000e+000		0.000e+000
10 Aldrin	25139800	27428400	29665440	30312400	31977310	33219060	AVRG		29623735		9.99870

TestAmerica North Canton

INITIAL CALIBRATION DATA

Start Cal Date : 09-MAR-2010 09:45
End Cal Date : 09-MAR-2010 14:13
Quant Method : ESTD
Target Version : 4.14
Integrator : Falcon
Method file : \\cansvr11\dd\chem\GCS\a2hp9.i\100309IC-1.b\PEST9.m\PEST9r.m
Last Edit : 10-Mar-2010 10:11 a2hp9.i

Compound	0.0050000 Level 1	0.0100000 Level 2	0.0250000 Level 3	0.0500000 Level 4	0.1000000 Level 5	0.2000000 Level 6	Curve	Coefficients b	Coefficients m1	Coefficients m2	%RSD or R^2	
11 Isodrin	+++++	+++++	+++++	+++++	+++++	+++++	AVRG		0.000e+000		0.000e+000	
12 Heptachlor epoxide	71553600	77056300	79350640	80234400	82208220	84664515	AVRG		79177946		5.73406	
13 gamma-Chlordane	69018000	74919600	77820240	79761120	82684290	87312275	AVRG		78585921		8.04594	
14 alpha-Chlordane	69630600	74690000	76856400	77561620	80440820	84215460	AVRG		77232483		6.43651	
15 Endosulfan I	65595200	70003400	72313760	73289900	74367740	77437685	AVRG		72167948		5.60380	
16 4,4'-DDE	24126600	27871900	30536720	31800480	32582720	35073290	AVRG		30331952		12.70919	
17 Dieldrin	64975400	70027600	75489680	78405080	78969230	83772285	AVRG		75273213		8.99679	
18 Endrin	54327200	61760200	66215120	68154900	68816360	73659130	AVRG		65488818		10.21927	
19 Chlorobenzilate	+++++	+++++	+++++	+++++	+++++	+++++	AVRG		0.000e+000		0.000e+000	
20 Kepone	+++++	+++++	+++++	+++++	+++++	+++++	QUAD	0.000e+000	0.000e+000	0.000e+000	0.000e+000	<-
21 4,4'-DDD	18796600	22298000	24766920	25883280	25711400	28708195	AVRG		24360733		14.03182	
22 Endosulfan II	26747800	28947900	30741040	31975840	31079690	33186175	AVRG		30446408		7.52687	
23 Toxaphene (1)	1173575	1281590	1200957	1380973	1430990	+++++	AVRG		1293617		8.61178	
(2)	565470	628894	586724	676931	711933	+++++	AVRG		633990		9.61841	
(3)	1112780	1214530	1138061	1320277	1382206	+++++	AVRG		1233571		9.39149	
(4)	1086020	1162492	1057105	1215859	1267776	+++++	AVRG		1157850		7.57612	
(5)	511650	574976	544982	649576	684707	+++++	AVRG		593178		12.17401	
24 4,4'-DDT	20441800	24674200	26516080	27765080	27571810	30495520	AVRG		26244082		13.01746	
25 Endrin aldehyde	45671200	48967600	50950720	51928740	49502090	52608035	AVRG		49938064		5.02260	
26 Endosulfan sulfate	23520400	26330800	27649480	28532600	27893470	30340160	AVRG		27377818		8.39693	
27 Methoxychlor	23257200	25756600	27470600	26917780	25025850	26663305	AVRG		25848556		5.95288	
28 Mirex	+++++	+++++	+++++	+++++	+++++	+++++	AVRG		0.000e+000		0.000e+000	

TestAmerica North Canton

INITIAL CALIBRATION DATA

Start Cal Date : 09-MAR-2010 09:45
End Cal Date : 09-MAR-2010 14:13
Quant Method : ESTD
Target Version : 4.14
Integrator : Falcon
Method file : \\cansvr11\dd\chem\GCS\a2hp9.i\100309IC-1.b\PEST9.m\PEST9r.m
Last Edit : 10-Mar-2010 10:11 a2hp9.i

Compound	0.0050000 Level 1	0.0100000 Level 2	0.0250000 Level 3	0.0500000 Level 4	0.1000000 Level 5	0.2000000 Level 6	Curve	Coefficients b	Coefficients m1	Coefficients m2	%RSD or R^2
29 Endrin ketone	64088200	66207400	68730880	68360560	65576530	69910810	AVRG		67145730		3.28494
$ 1 Tetrachloro-m-xylene	42783400	46032300	48025880	47308540	49597910	50271245	AVRG		47336546		5.71825
$ 30 Decachlorobiphenyl	58648200	62500600	62385680	60928040	55385080	57266940	AVRG		59519090		4.87022

TestAmerica North Canton

INITIAL CALIBRATION DATA

Start Cal Date : 09-MAR-2010 09:45
End Cal Date : 09-MAR-2010 14:13
Quant Method : ESTD
Target Version : 4.14
Integrator : Falcon
Method file : \\cansvr11\dd\chem\GCS\a2hp9.i\100309IC-1.b\PEST9.m\PEST9r.m
Last Edit : 10-Mar-2010 10:11 a2hp9.i

Average %RSD Results.
Calculated Average %RSD = 8.61247
Maximun Average %RSD = 20.00000
* Passed Average %RSD Test.

Curve	Formula	Units
Averaged	Amt = Rsp/m1	Response
Quad	Amt = b + m1*Rsp + m2*Rsp^2	Response

Data File: \\cansvr11\dd\chem\GCS\a2hp9.i\100309IC-1.b/002F0201.D
Report Date: 03/09/2010

EVALB Degradation Report

Instrument ID: a2hp9.i Injection Date: 09-MAR-2010 09:21
Lab File ID: 002F0201.D Lab Sample ID: PEM E006
Analysis Type: NONE Method File: \\cansvr11\dd\chem\GCS\a2hp9.i\100309IC-1.b\

4,4'-DDT Degradation

RT	Area	Compound
10.217	10608589	4,4'-DDT
8.5460	69119	4,4'-DDE
9.7268	39953	4,4'-DDD

Percent Degradation of 4,4'-DDT: 1.02

Endrin Degradation

RT	Area	Compound
9.4135	5660441	Endrin
10.590	215448	Endrin aldehyde
11.684	446266	Endrin ketone

Percent Degradation of Endrin: 10.47

TestAmerica North Canton

PESTICIDES 8081/608

Data file : \\cansvr11\dd\chem\GCS\a2hp9.i\100309IC-1.b\002F0201.D
Lab Smp Id: PEM E006
Inj Date : 09-MAR-2010 09:21
Operator : 093905 Inst ID: a2hp9.i
Smp Info : PEM E006
Misc Info : 12-PEM.SUB
Comment :
Method : \\cansvr11\dd\chem\GCS\a2hp9.i\100309IC-1.b\PEST9.m
Meth Date : 09-Mar-2010 15:00 vandorenc Quant Type: ESTD
Cal Date : 09-MAR-2010 13:48 Cal File: 013F1301.D
Als bottle: 2 QC Sample: PEM
Dil Factor: 1.00000
Integrator: Falcon Compound Sublist: 12-PEM.SUB
Target Version: 4.14 Sample Matrix: None
Processing Host: CANPGCSV23

				CONCENTRATIONS ON-COL	FINAL		
RT	EXP RT	DLT RT	RESPONSE	(ng)	(ng)	TARGET RANGE	RATIO
4 alpha-BHC						CAS #: 319-84-6	
4.499	4.499	0.000	1211435	0.00945	0.009452		
5 gamma-BHC (Lindane)						CAS #: 58-89-9	
4.922	4.923	-0.001	1494205	0.00941	0.009414		
6 beta-BHC						CAS #: 319-85-7	
5.070	5.070	0.000	366834	0.00943	0.009430		
16 4,4'-DDE						CAS #: 72-55-9	
8.546	8.548	-0.002	69119	5e-004	0.0005408		
18 Endrin						CAS #: 72-20-8	
9.413	9.414	-0.001	2316456	0.04650	0.04650		
20 4,4'-DDD						CAS #: 72-54-8	
9.726	9.727	-0.001	39953	4e-004	0.0004167		
22 Endosulfan II						CAS #: 33213-65-9	

Peaks not detected for Quant. or Qual. signal(s).

23 4,4'-DDT						CAS #: 50-29-3	
10.216	10.217	-0.001	10608589	0.10138	0.1014		
25 Endrin aldehyde						CAS #: 7421-93-4	
10.590	10.590	0.000	95143	0.00230	0.002296		

```
   27 Methoxychlor                                CAS #: 72-43-5
11.112  11.114   -0.002        12075193 0.23848   0.2385
--------------------------------------------------------------------------------
   28 Endosulfan sulfate                          CAS #: 1031-07-8
11.281  11.291   -0.010           44890  4e-004  0.0004486
--------------------------------------------------------------------------------
```

RT	EXP RT	DLT RT	RESPONSE	CONCENTRATIONS ON-COL (ng)	FINAL (ng)	TARGET RANGE	RATIO
29 Endrin ketone					CAS #: 53494-70-5		
11.683	11.684	-0.001	212933	0.00359	0.003590		

Data File: \\cansvr11\dd\chem\GCS\a2hp9.i\100309IC-1.b\002F0201.D

Date : 09-MAR-2010 09:21

Client ID:

Instrument: a2hp9.i

Sample Info: PEM E006

Operator: 093905

Column phase: clp pesticides I

Column diameter: 0.53

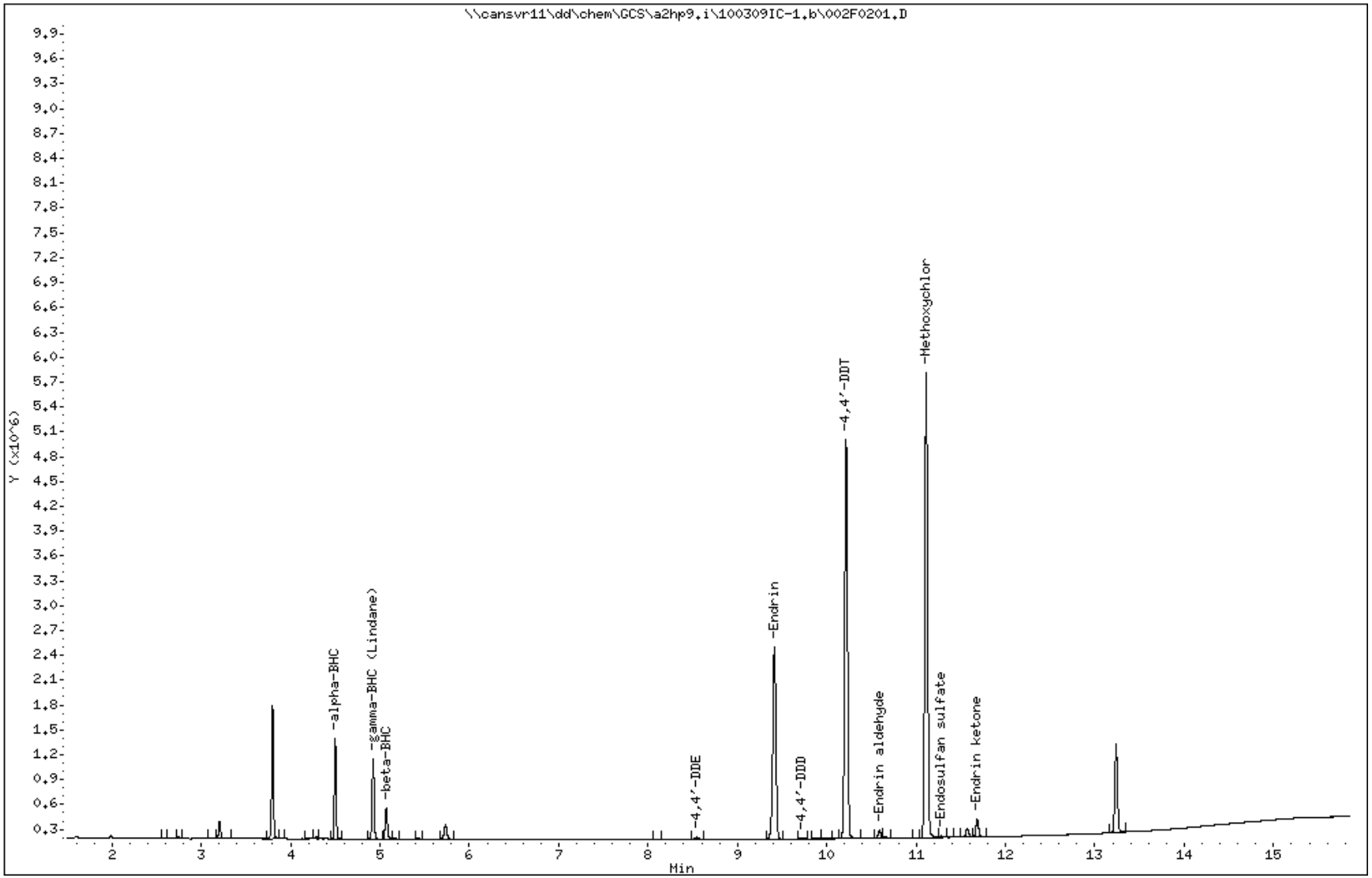

COMPOUNDS and EXP. RT REPORT

Operator: 093905 Date Acquired: 09-MAR-2010 09:21
Data File: //cansvr11/dd/chem/GCS/a2hp9.i/100309IC-1.b/002F0201.D
Lab Sample ID: PEM E006
Misc. Info: 12-PEM.SUB
Instrument: a2hp9.i
Method: \\cansvr11\dd\chem\GCS\a2hp9.i\100309IC-1.b\PEST9.m
Dilution Factor: 1

Compound	RT	Area	Amount	Conc
4) alpha-BHC	NOT DETECTED	Expected RT = 4.401		
5) gamma-BHC (Lindane)	NOT DETECTED	Expected RT = 4.807		
6) beta-BHC	4.923	1494205	0.000	0.000
16) 4,4'-DDE	NOT DETECTED	Expected RT = 8.359		
18) Endrin	NOT DETECTED	Expected RT = 9.238		
20) 4,4'-DDD	NOT DETECTED	Expected RT = 9.563		
22) Endosulfan II	NOT DETECTED	Expected RT = 9.668		
23) 4,4'-DDT	NOT DETECTED	Expected RT = 10.060		
25) Endrin aldehyde	NOT DETECTED	Expected RT = 10.432		
27) Methoxychlor	10.989	8015	0.000	0.000
28) Endosulfan sulfate	11.113	12075193	0.000	0.000
29) Endrin ketone	NOT DETECTED	Expected RT = 11.532		

Data File: \\cansvr11\dd\chem\GCS\a2hp9.i\100309IC-1.b\100309IC-1.b/002F0201.D
Report Date: 03/09/2010

EVALB Degradation Report

Instrument ID: a2hp9.i Injection Date: 09-MAR-2010 09:21
Lab File ID: 002F0201.D Lab Sample ID: PEM E006
Analysis Type: NONE Method File: \\cansvr11\dd\chem\GCS\a2hp9.i\100309IC-1.b\

4,4'-DDT Degradation

RT	Area	Compound
11.637	5321643	4,4'-DDT
10.181	46637	4,4'-DDE
11.154	33929	4,4'-DDD

Percent Degradation of 4,4'-DDT: 1.49

Endrin Degradation

RT	Area	Compound
10.838	2970683	Endrin
11.744	133439	Endrin aldehyde
12.902	294704	Endrin ketone

Percent Degradation of Endrin: 12.60

TestAmerica North Canton

PESTICIDES 8081/608

Data file : \\cansvr11\dd\chem\GCS\a2hp9.i\100309IC-1.b\100309IC-1.b\002F0201.D
Lab Smp Id: PEM E006
Inj Date : 09-MAR-2010 09:21
Operator : 093905 Inst ID: a2hp9.i
Smp Info : PEM E006
Misc Info : 12-PEM.SUB
Comment :
Method : \\cansvr11\dd\chem\GCS\a2hp9.i\100309IC-1.b\PEST9.m\PEST9r.m
Meth Date : 09-Mar-2010 15:08 vandorenc Quant Type: ESTD
Cal Date : 09-MAR-2010 10:09 Cal File: 004F0401.D
Als bottle: 2 QC Sample: PEM
Dil Factor: 1.00000
Integrator: Falcon Compound Sublist: 12-PEM.SUB
Target Version: 4.14 Sample Matrix: None
Processing Host: CANPGCSV23

RT	EXP RT	DLT RT	RESPONSE	CONCENTRATIONS ON-COL (ng)	FINAL (ng)	TARGET RANGE	RATIO
4 alpha-BHC					CAS #: 319-84-6		
5.296	5.294	0.002	953353	0.00909	0.009092		
5 gamma-BHC (Lindane)					CAS #: 58-89-9		
5.952	5.951	0.001	882515	0.00929	0.009294		
6 beta-BHC					CAS #: 319-85-7		
6.158	6.156	0.002	398470	0.00974	0.009744		
16 4,4'-DDE					CAS #: 72-55-9		
10.181	10.180	0.001	18157	6.e-004	0.0005986		
18 Endrin					CAS #: 72-20-8		
10.837	10.836	0.001	2970683	0.04536	0.04536		
21 4,4'-DDD					CAS #: 72-54-8		
11.153	11.152	0.001	10713	0.00044	0.0004398		
22 Endosulfan II					CAS #: 33213-65-9		

Peaks not detected for Quant. or Qual. signal(s).

24 4,4'-DDT					CAS #: 50-29-3		
11.636	11.634	0.002	2697409	0.10278	0.1028		
25 Endrin aldehyde					CAS #: 7421-93-4		
11.744	11.742	0.002	133439	0.00267	0.002672		

```
   27 Methoxychlor                                CAS #: 72-43-5
12.684  12.684    0.000         6276519 0.24282   0.2428
--------------------------------------------------------------------------------
```

RT	EXP RT	DLT RT	RESPONSE	CONCENTRATIONS ON-COL (ng)	FINAL (ng)	TARGET RANGE	RATIO

26 Endosulfan sulfate CAS #: 1031-07-8

Peaks not detected for Quant. or Qual. signal(s).

---

29 Endrin ketone CAS #: 53494-70-5

12.901	12.903	-0.002	294704	0.00439	0.004389		

Data File: \\cansvr11\dd\chem\GCS\a2hp9.i\100309IC-1.b\100309IC-1.b\002F0201.D

Date : 09-MAR-2010 09:21

Client ID:

Instrument: a2hp9.i

Sample Info: PEM E006

Operator: 093905

Column phase: clp pesticides II

Column diameter: 0.53

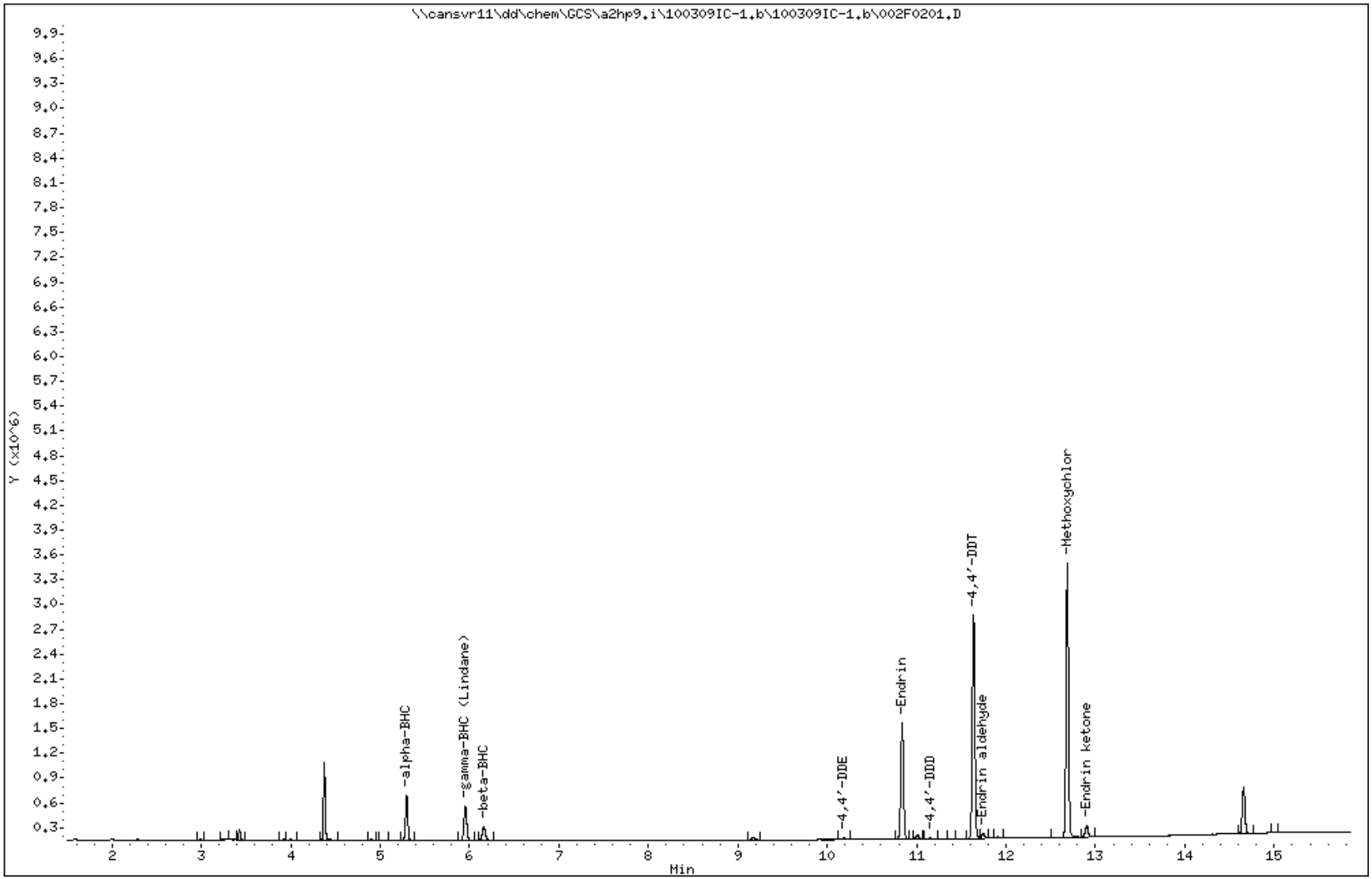

COMPOUNDS and EXP. RT REPORT

Operator: 093905 Date Acquired: 09-MAR-2010 09:21
Data File: //cansvr11/dd/chem/GCS/a2hp9.i/100309IC-1.b/100309IC-1.b/002F0201.D
Lab Sample ID: PEM E006
Misc. Info: 12-PEM.SUB
Instrument: a2hp9.i
Method: \\cansvr11\dd\chem\GCS\a2hp9.i\100309IC-1.b\PEST9.m\PEST9r.m
Dilution Factor: 1

Compound	RT	Area	Amount	Conc
4) alpha-BHC	NOT DETECTED	Expected RT = 5.227		
5) gamma-BHC (Lindane)	NOT DETECTED	Expected RT = 5.869		
6) beta-BHC	NOT DETECTED	Expected RT = 6.070		
16) 4,4'-DDE	NOT DETECTED	Expected RT = 10.104		
18) Endrin	NOT DETECTED	Expected RT = 10.759		
21) 4,4'-DDD	NOT DETECTED	Expected RT = 11.083		
22) Endosulfan II	NOT DETECTED	Expected RT = 11.120		
24) 4,4'-DDT	NOT DETECTED	Expected RT = 11.595		
25) Endrin aldehyde	NOT DETECTED	Expected RT = 11.671		
26) Endosulfan sulfate	NOT DETECTED	Expected RT = 12.094		
27) Methoxychlor	NOT DETECTED	Expected RT = 12.630		
29) Endrin ketone	NOT DETECTED	Expected RT = 12.832		

TestAmerica North Canton

PESTICIDES 8081/608

Data file : \\cansvr11\dd\chem\GCS\a2hp9.i\100309IC-1.b\003F0301.D
Lab Smp Id: AB1 G250
Inj Date : 09-MAR-2010 09:45
Operator : 093905 Inst ID: a2hp9.i
Smp Info : AB1 G250,,1,1
Misc Info : 1-AB.SUB
Comment :
Method : \\cansvr11\dd\chem\GCS\a2hp9.i\100309IC-1.b\PEST9.m
Meth Date : 09-Mar-2010 15:00 vandorenc Quant Type: ESTD
Cal Date : 09-MAR-2010 09:45 Cal File: 003F0301.D
Als bottle: 3 Calibration Sample, Level: 1
Dil Factor: 1.00000
Integrator: Falcon Compound Sublist: 1-AB.SUB
Target Version: 4.14 Sample Matrix: None
Processing Host: CANPGCSV23

				AMOUNTS			
				CAL-AMT	ON-COL		
RT	EXP RT	DLT RT	RESPONSE	(ng)	(ng)	TARGET RANGE	RATIO
$ 1 Tetrachloro-m-xylene						CAS #: 877-09-8	
3.798	3.799	-0.001	354718	0.00500	0.004374		
4 alpha-BHC						CAS #: 319-84-6	
4.499	4.499	0.000	503756	0.00500	0.003930		
5 gamma-BHC (Lindane)						CAS #: 58-89-9	
4.922	4.923	-0.001	640414	0.00500	0.004035		
6 beta-BHC						CAS #: 319-85-7	
5.070	5.070	0.000	182580	0.00500	0.004694		
7 delta-BHC						CAS #: 319-86-8	
5.317	5.319	-0.002	584882	0.00500	0.003750		
		Sum of Peak Amounts =			0.00375		
8 Heptachlor						CAS #: 76-44-8	
5.642	5.644	-0.002	286999	0.00500	0.003962		
10 Aldrin						CAS #: 309-00-2	
6.171	6.170	0.001	655102	0.00500	0.004305		
12 Heptachlor epoxide						CAS #: 1024-57-3	
7.609	7.609	0.000	195075	0.00500	0.004359		
13 gamma-Chlordane						CAS #: 5103-74-2	
7.908	7.909	-0.001	199402	0.00500	0.004196		
14 alpha-Chlordane						CAS #: 5103-71-9	
8.223	8.223	0.000	212105	0.00500	0.004330		

```
--------------------------------------------------------------------------------
   15 Endosulfan I                                CAS #: 959-98-8
8.477    8.477    0.000          203000 0.00500  0.004375
--------------------------------------------------------------------------------
```

				AMOUNTS			
				CAL-AMT	ON-COL		
RT	EXP RT	DLT RT	RESPONSE	(ng)	(ng)	TARGET RANGE	RATIO
16 4,4'-DDE					CAS #: 72-55-9		
8.546	8.548	-0.002	515590	0.00500	0.004034		
17 Dieldrin					CAS #: 60-57-1		
8.990	8.989	0.001	569266	0.00500	0.004179		
18 Endrin					CAS #: 72-20-8		
9.414	9.414	0.000	201875	0.00500	0.004053		
20 4,4'-DDD					CAS #: 72-54-8		
9.726	9.727	-0.001	364570	0.00500	0.003803		
22 Endosulfan II					CAS #: 33213-65-9		
9.836	9.836	0.000	213428	0.00500	0.004334		
23 4,4'-DDT					CAS #: 50-29-3		
10.217	10.217	0.000	408123	0.00500	0.003900		
25 Endrin aldehyde					CAS #: 7421-93-4		
10.590	10.590	0.000	183166	0.00500	0.004420		
27 Methoxychlor					CAS #: 72-43-5		
11.113	11.114	-0.001	227399	0.00500	0.004491		
28 Endosulfan sulfate					CAS #: 1031-07-8		
11.290	11.291	-0.001	434059	0.00500	0.004337		
29 Endrin ketone					CAS #: 53494-70-5		
11.685	11.684	0.001	258227	0.00500	0.004354		
$ 30 Decachlorobiphenyl					CAS #: 2051-24-3		
13.239	13.239	0.000	263511	0.00500	0.004863		

Data File: \\cansvr11\dd\chem\GCS\a2hp9.i\100309IC-1.b\003F0301.D

Date : 09-MAR-2010 09:45

Client ID:

Instrument: a2hp9.i

Sample Info: AB1 G250,,1,1

Operator: 093905

Column phase: clp pesticides I

Column diameter: 0.53

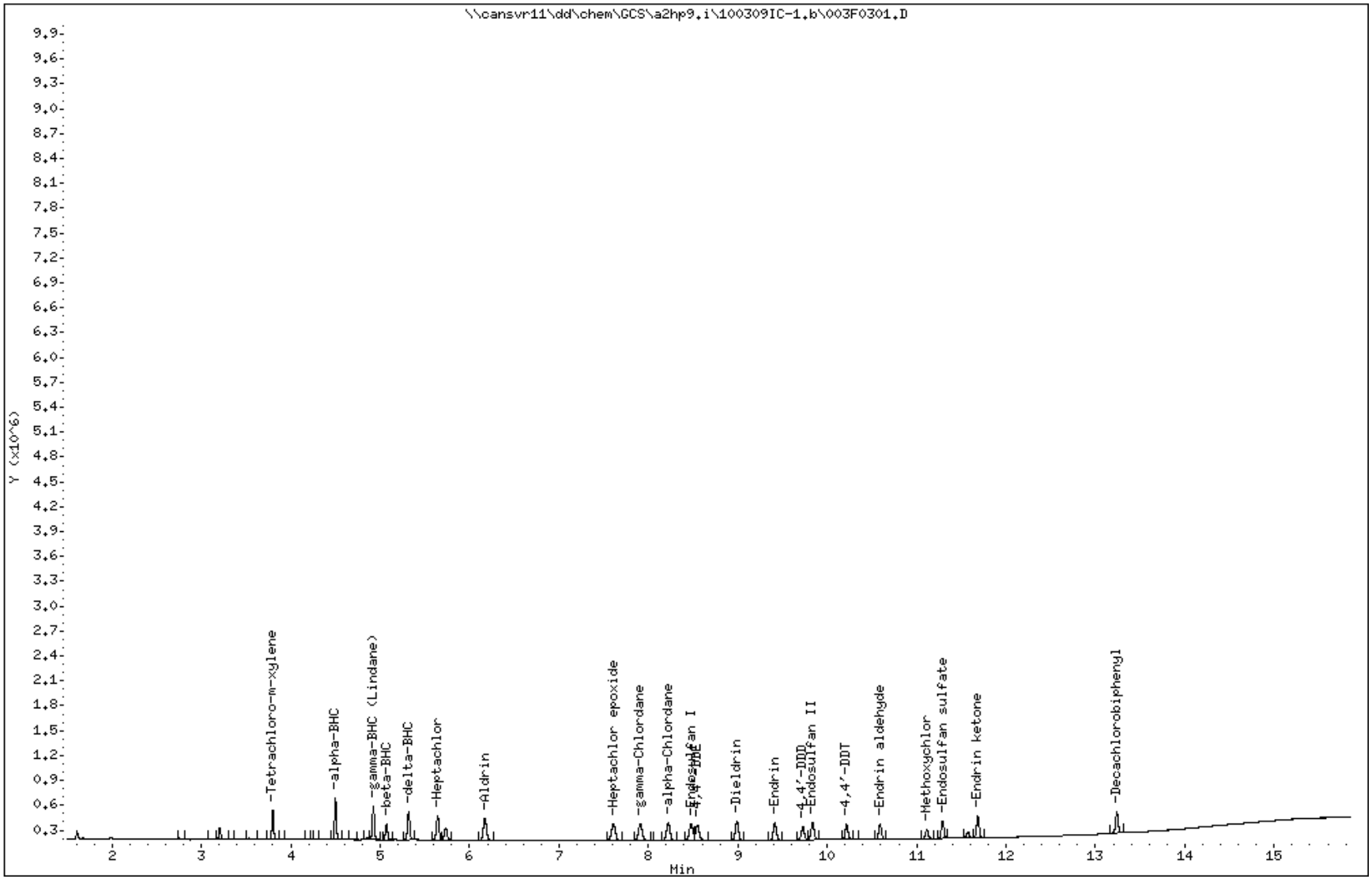

COMPOUNDS and EXP. RT REPORT

Operator: 093905 Date Acquired: 09-MAR-2010 09:45
Data File: //cansvr11/dd/chem/GCS/a2hp9.i/100309IC-1.b/003F0301.D
Lab Sample ID: AB1 G250
Misc. Info: 1-AB.SUB
Instrument: a2hp9.i
Method: \\cansvr11\dd\chem\GCS\a2hp9.i\100309IC-1.b\PEST9.m
Dilution Factor: 1

Compound	RT	Area	Amount	Conc
1) Tetrachloro-m-xylene	3.799	512231	0.004	0.004
4) alpha-BHC	4.499	707554	0.004	0.004
5) gamma-BHC (Lindane)	4.923	640414	0.004	0.004
6) beta-BHC	5.070	318160	0.005	0.005
7) delta-BHC	5.318	584882	0.004	0.004
8) Heptachlor	5.643	598381	0.004	0.004
10) Aldrin	6.172	655102	0.004	0.004
12) Heptachlor epoxide	7.609	604152	0.004	0.004
13) gamma-Chlordane	7.909	592876	0.004	0.004
14) alpha-Chlordane	8.224	604002	0.004	0.004
15) Endosulfan I	8.478	562977	0.004	0.004
16) 4,4'-DDE	8.547	515590	0.004	0.004
17) Dieldrin	8.990	569266	0.004	0.004
18) Endrin	9.414	494785	0.004	0.004
20) 4,4'-DDD	9.727	364570	0.004	0.004
22) Endosulfan II	9.836	510888	0.004	0.004
23) 4,4'-DDT	10.218	408123	0.004	0.004
25) Endrin aldehyde	10.590	410039	0.004	0.004
27) Methoxychlor	11.114	227399	0.004	0.004
28) Endosulfan sulfate	11.290	434059	0.004	0.004
29) Endrin ketone	11.685	536879	0.004	0.004
30) Decachlorobiphenyl	13.239	551668	0.005	0.005

TestAmerica North Canton

PESTICIDES 8081/608

Data file : \\cansvr11\dd\chem\GCS\a2hp9.i\100309IC-1.b\004F0401.D
Lab Smp Id: AB2 G251
Inj Date : 09-MAR-2010 10:09
Operator : 093905 Inst ID: a2hp9.i
Smp Info : AB2 G251,,1,2
Misc Info : 1-AB.SUB
Comment :
Method : \\cansvr11\dd\chem\GCS\a2hp9.i\100309IC-1.b\PEST9.m
Meth Date : 09-Mar-2010 15:00 vandorenc Quant Type: ESTD
Cal Date : 09-MAR-2010 13:48 Cal File: 013F1301.D
Als bottle: 4 Calibration Sample, Level: 2
Dil Factor: 1.00000
Integrator: Falcon Compound Sublist: 1-AB.SUB
Target Version: 4.14 Sample Matrix: None
Processing Host: CANPGCSV23

				AMOUNTS			
				CAL-AMT	ON-COL		
RT	EXP RT	DLT RT	RESPONSE	(ng)	(ng)	TARGET RANGE	RATIO
$ 1 Tetrachloro-m-xylene						CAS #: 877-09-8	
3.797	3.799	-0.002	797084	0.01000	0.009830		
4 alpha-BHC						CAS #: 319-84-6	
4.499	4.499	0.000	1205320	0.01000	0.009404		
5 gamma-BHC (Lindane)						CAS #: 58-89-9	
4.923	4.923	0.000	1492354	0.01000	0.009403		
6 beta-BHC						CAS #: 319-85-7	
5.070	5.070	0.000	388813	0.01000	0.009996		
7 delta-BHC						CAS #: 319-86-8	
5.318	5.319	-0.001	1431631	0.01000	0.009178		
		Sum of Peak Amounts =			0.00918		
8 Heptachlor						CAS #: 76-44-8	
5.644	5.644	0.000	702435	0.01000	0.009696		
10 Aldrin						CAS #: 309-00-2	
6.171	6.170	0.001	1426967	0.01000	0.009377		
12 Heptachlor epoxide						CAS #: 1024-57-3	
7.609	7.609	0.000	433377	0.01000	0.009685		
13 gamma-Chlordane						CAS #: 5103-74-2	
7.909	7.909	0.000	447781	0.01000	0.009422		
14 alpha-Chlordane						CAS #: 5103-71-9	
8.222	8.223	-0.001	465142	0.01000	0.009496		

```
--------------------------------------------------------------------------------
   15 Endosulfan I                                CAS #: 959-98-8
8.478    8.477    0.001          449243 0.01000  0.009683
--------------------------------------------------------------------------------
```

				AMOUNTS			
				CAL-AMT	ON-COL		
RT	EXP RT	DLT RT	RESPONSE	(ng)	(ng)	TARGET RANGE	RATIO
16 4,4'-DDE					CAS #: 72-55-9		
8.548	8.548	0.000	1190497	0.01000	0.009314		
17 Dieldrin					CAS #: 60-57-1		
8.989	8.989	0.000	1270789	0.01000	0.009330		
18 Endrin					CAS #: 72-20-8		
9.414	9.414	0.000	475265	0.01000	0.009541		
20 4,4'-DDD					CAS #: 72-54-8		
9.725	9.727	-0.002	884129	0.01000	0.009222		
22 Endosulfan II					CAS #: 33213-65-9		
9.836	9.836	0.000	470872	0.01000	0.009563		
23 4,4'-DDT					CAS #: 50-29-3		
10.216	10.217	-0.001	974268	0.01000	0.009310		
25 Endrin aldehyde					CAS #: 7421-93-4		
10.589	10.590	-0.001	402254	0.01000	0.009706		
27 Methoxychlor					CAS #: 72-43-5		
11.114	11.114	0.000	505491	0.01000	0.009983		
28 Endosulfan sulfate					CAS #: 1031-07-8		
11.289	11.291	-0.002	967597	0.01000	0.009668		
29 Endrin ketone					CAS #: 53494-70-5		
11.684	11.684	0.000	580094	0.01000	0.009782		
$ 30 Decachlorobiphenyl					CAS #: 2051-24-3		
13.238	13.239	-0.001	553805	0.01000	0.01022		

Data File: \\cansvr11\dd\chem\GCS\a2hp9.i\100309IC-1.b\004F0401.D

Date : 09-MAR-2010 10:09

Client ID:

Instrument: a2hp9.i

Sample Info: AB2 G251,,1,2

Operator: 093905

Column phase: clp pesticides I

Column diameter: 0.53

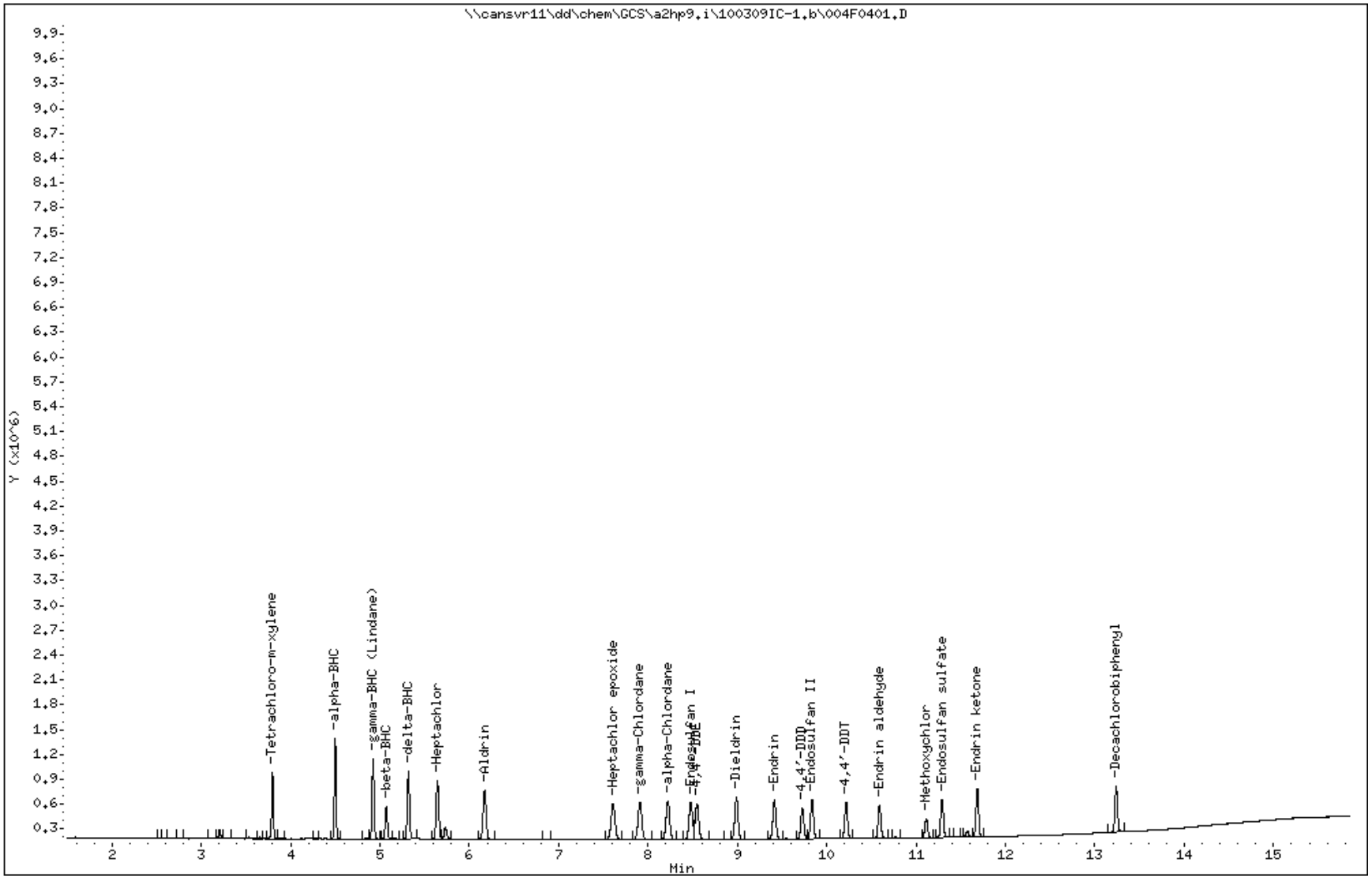

COMPOUNDS and EXP. RT REPORT

Operator: 093905 Date Acquired: 09-MAR-2010 10:09
Data File: //cansvr11/dd/chem/GCS/a2hp9.i/100309IC-1.b/004F0401.D
Lab Sample ID: AB2 G251
Misc. Info: 1-AB.SUB
Instrument: a2hp9.i
Method: \\cansvr11\dd\chem\GCS\a2hp9.i\100309IC-1.b\PEST9.m
Dilution Factor: 1

Compound	RT	Area	Amount	Conc
1) Tetrachloro-m-xylene	3.797	1070260	0.010	0.010
4) alpha-BHC	4.500	1632091	0.009	0.009
5) gamma-BHC (Lindane)	4.923	1492354	0.009	0.009
6) beta-BHC	5.071	663282	0.010	0.010
7) delta-BHC	5.318	1431631	0.009	0.009
8) Heptachlor	5.644	1450131	0.010	0.010
10) Aldrin	6.172	1426967	0.009	0.009
12) Heptachlor epoxide	7.609	1320935	0.010	0.010
13) gamma-Chlordane	7.910	1314893	0.009	0.009
14) alpha-Chlordane	8.222	1316434	0.009	0.009
15) Endosulfan I	8.478	1236186	0.010	0.010
16) 4,4'-DDE	8.548	1190497	0.009	0.009
17) Dieldrin	8.990	1270789	0.009	0.009
18) Endrin	9.414	1149686	0.010	0.010
20) 4,4'-DDD	9.726	884129	0.009	0.009
22) Endosulfan II	9.837	1119768	0.010	0.010
23) 4,4'-DDT	10.217	974268	0.009	0.009
25) Endrin aldehyde	10.590	900722	0.010	0.010
27) Methoxychlor	11.114	505491	0.010	0.010
28) Endosulfan sulfate	11.290	967597	0.010	0.010
29) Endrin ketone	11.685	1176748	0.010	0.010
30) Decachlorobiphenyl	13.238	1150521	0.010	0.010

TestAmerica North Canton

PESTICIDES 8081/608

Data file : \\cansvr11\dd\chem\GCS\a2hp9.i\100309IC-1.b\005F0501.D
Lab Smp Id: AB3 G252
Inj Date : 09-MAR-2010 10:33
Operator : 093905 Inst ID: a2hp9.i
Smp Info : AB3 G252,,1,3
Misc Info : 1-AB.SUB
Comment :
Method : \\cansvr11\dd\chem\GCS\a2hp9.i\100309IC-1.b\PEST9.m
Meth Date : 09-Mar-2010 15:00 vandorenc Quant Type: ESTD
Cal Date : 09-MAR-2010 10:33 Cal File: 005F0501.D
Als bottle: 5 Calibration Sample, Level: 3
Dil Factor: 1.00000
Integrator: Falcon Compound Sublist: 1-AB.SUB
Target Version: 4.14 Sample Matrix: None
Processing Host: CANPGCSV23

				AMOUNTS			
				CAL-AMT	ON-COL		
RT	EXP RT	DLT RT	RESPONSE	(ng)	(ng)	TARGET RANGE	RATIO
$ 1 Tetrachloro-m-xylene						CAS #: 877-09-8	
3.797	3.799	-0.002	2093840	0.02500	0.02680		
4 alpha-BHC						CAS #: 319-84-6	
4.500	4.499	0.001	3358748	0.02500	0.02833		
5 gamma-BHC (Lindane)						CAS #: 58-89-9	
4.923	4.923	0.000	4025198	0.02500	0.02755		
6 beta-BHC						CAS #: 319-85-7	
5.070	5.070	0.000	976842	0.02500	0.02560		
7 delta-BHC						CAS #: 319-86-8	
5.318	5.319	-0.001	3999341	0.02500	0.02856		
		Sum of Peak Amounts =			0.02856		
8 Heptachlor						CAS #: 76-44-8	
5.643	5.644	-0.001	1901751	0.02500	0.02801		
10 Aldrin						CAS #: 309-00-2	
6.172	6.170	0.002	3783628	0.02500	0.02670		
12 Heptachlor epoxide						CAS #: 1024-57-3	
7.609	7.609	0.000	1148537	0.02500	0.02686		
13 gamma-Chlordane						CAS #: 5103-74-2	
7.908	7.909	-0.001	1202594	0.02500	0.02717		
14 alpha-Chlordane						CAS #: 5103-71-9	
8.222	8.223	-0.001	1236800	0.02500	0.02681		

```
--------------------------------------------------------------------------------
   15 Endosulfan I                                CAS #: 959-98-8
8.478    8.477    0.001         1197613 0.02500  0.02693
--------------------------------------------------------------------------------
```

				AMOUNTS			
				CAL-AMT	ON-COL		
RT	EXP RT	DLT RT	RESPONSE	(ng)	(ng)	TARGET RANGE	RATIO
16 4,4'-DDE					CAS #: 72-55-9		
8.547	8.548	-0.001	3208567	0.02500	0.02746		
17 Dieldrin					CAS #: 60-57-1		
8.989	8.989	0.000	3448382	0.02500	0.02730		
18 Endrin					CAS #: 72-20-8		
9.414	9.414	0.000	1295617	0.02500	0.02782		
20 4,4'-DDD					CAS #: 72-54-8		
9.727	9.727	0.000	2444033	0.02500	0.02830		
22 Endosulfan II					CAS #: 33213-65-9		
9.836	9.836	0.000	1273929	0.02500	0.02716		
23 4,4'-DDT					CAS #: 50-29-3		
10.217	10.217	0.000	2680557	0.02500	0.02809		
25 Endrin aldehyde					CAS #: 7421-93-4		
10.590	10.590	0.000	1057684	0.02500	0.02663		
27 Methoxychlor					CAS #: 72-43-5		
11.113	11.114	-0.001	1351017	0.02500	0.02701		
28 Endosulfan sulfate					CAS #: 1031-07-8		
11.291	11.291	0.000	2586498	0.02500	0.02703		
29 Endrin ketone					CAS #: 53494-70-5		
11.684	11.684	0.000	1560320	0.02500	0.02720		
$ 30 Decachlorobiphenyl					CAS #: 2051-24-3		
13.239	13.239	0.000	1396999	0.02500	0.02556		

Data File: \\cansvr11\dd\chem\GCS\a2hp9.i\100309IC-1.b\005F0501.D

Page 1

Date : 09-MAR-2010 10:33

Client ID:

Instrument: a2hp9.i

Sample Info: AB3 G252,,1,3

Operator: 093905

Column phase: clp pesticides I

Column diameter: 0.53

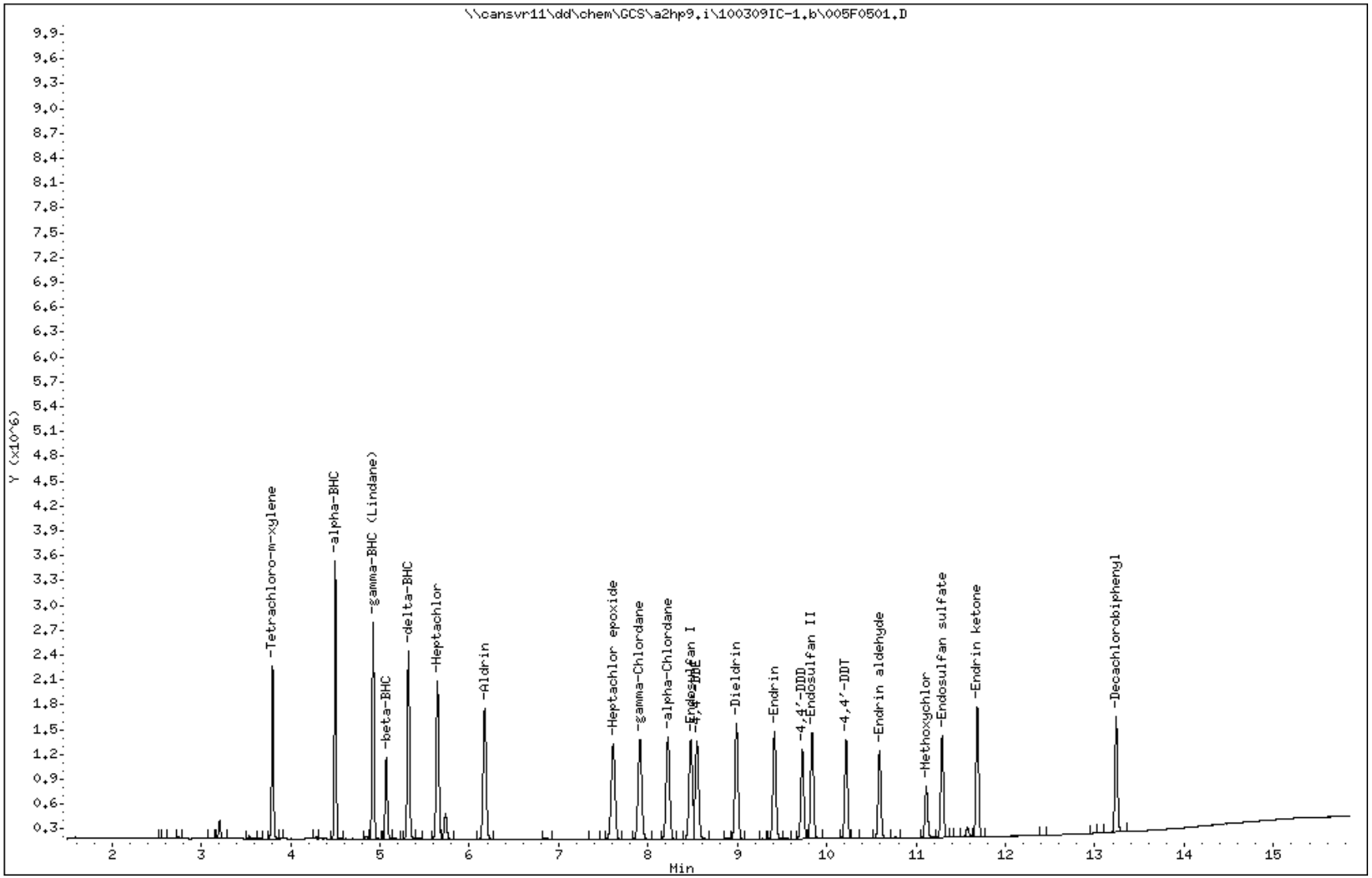

COMPOUNDS and EXP. RT REPORT

Operator: 093905 Date Acquired: 09-MAR-2010 10:33
Data File: //cansvr11/dd/chem/GCS/a2hp9.i/100309IC-1.b/005F0501.D
Lab Sample ID: AB3 G252
Misc. Info: 1-AB.SUB
Instrument: a2hp9.i
Method: \\cansvr11\dd\chem\GCS\a2hp9.i\100309IC-1.b\PEST9.m
Dilution Factor: 1

Compound	RT	Area	Amount	Conc
1) Tetrachloro-m-xylene	3.798	2764961	0.027	0.027
4) alpha-BHC	4.500	4544173	0.028	0.028
5) gamma-BHC (Lindane)	4.924	4025198	0.028	0.028
6) beta-BHC	5.070	1655600	0.026	0.026
7) delta-BHC	5.319	3999341	0.029	0.029
8) Heptachlor	5.644	3867602	0.028	0.028
10) Aldrin	6.172	3783628	0.027	0.027
12) Heptachlor epoxide	7.610	3447413	0.027	0.027
13) gamma-Chlordane	7.909	3475887	0.027	0.027
14) alpha-Chlordane	8.222	3449884	0.027	0.027
15) Endosulfan I	8.479	3246085	0.027	0.027
16) 4,4'-DDE	8.547	3208567	0.027	0.027
17) Dieldrin	8.990	3448382	0.027	0.027
18) Endrin	9.415	3122498	0.028	0.028
20) 4,4'-DDD	9.728	2444033	0.028	0.028
22) Endosulfan II	9.836	2983405	0.027	0.027
23) 4,4'-DDT	10.217	2680557	0.028	0.028
25) Endrin aldehyde	10.590	2366791	0.027	0.027
27) Methoxychlor	11.114	1351017	0.027	0.027
28) Endosulfan sulfate	11.291	2586498	0.027	0.027
29) Endrin ketone	11.685	3163971	0.027	0.027
30) Decachlorobiphenyl	13.240	2875349	0.026	0.026

TestAmerica North Canton

PESTICIDES 8081/608

Data file : \\cansvr11\dd\chem\GCS\a2hp9.i\100309IC-1.b\006F0601.D
Lab Smp Id: AB4 G253
Inj Date : 09-MAR-2010 10:57
Operator : 093905 Inst ID: a2hp9.i
Smp Info : AB4 G253,,1,4
Misc Info : 1-AB.SUB
Comment :
Method : \\cansvr11\dd\chem\GCS\a2hp9.i\100309IC-1.b\PEST9.m
Meth Date : 09-Mar-2010 15:00 vandorenc Quant Type: ESTD
Cal Date : 09-MAR-2010 10:57 Cal File: 006F0601.D
Als bottle: 6 Calibration Sample, Level: 4
Dil Factor: 1.00000
Integrator: Falcon Compound Sublist: 1-AB.SUB
Target Version: 4.14 Sample Matrix: None
Processing Host: CANPGCSV23

RT	EXP RT	DLT RT	RESPONSE	AMOUNTS CAL-AMT (ng)	ON-COL (ng)	TARGET RANGE	RATIO
$ 1 Tetrachloro-m-xylene					CAS #: 877-09-8		
3.797	3.799	-0.002	4095130	0.05000	0.05179		
4 alpha-BHC					CAS #: 319-84-6		
4.499	4.499	0.000	6750721	0.05000	0.05504		
5 gamma-BHC (Lindane)					CAS #: 58-89-9		
4.923	4.923	0.000	8268213	0.05000	0.05478		
6 beta-BHC					CAS #: 319-85-7		
5.070	5.070	0.000	1931725	0.05000	0.05047		
7 delta-BHC					CAS #: 319-86-8		
5.318	5.319	-0.001	8281455	0.05000	0.05655		
Sum of Peak Amounts =					0.05655		
8 Heptachlor					CAS #: 76-44-8		
5.643	5.644	-0.001	3788643	0.05000	0.05422		
10 Aldrin					CAS #: 309-00-2		
6.170	6.170	0.000	7781333	0.05000	0.05360		
12 Heptachlor epoxide					CAS #: 1024-57-3		
7.607	7.609	-0.002	2292032	0.05000	0.05265		
13 gamma-Chlordane					CAS #: 5103-74-2		
7.909	7.909	0.000	2449335	0.05000	0.05390		
14 alpha-Chlordane					CAS #: 5103-71-9		
8.220	8.223	-0.003	2517781	0.05000	0.05335		

```
--------------------------------------------------------------------------------
   15 Endosulfan I                                CAS #: 959-98-8
8.476    8.477   -0.001         2403437 0.05000  0.05297
--------------------------------------------------------------------------------
```

				AMOUNTS			
				CAL-AMT	ON-COL		
RT	EXP RT	DLT RT	RESPONSE	(ng)	(ng)	TARGET RANGE	RATIO
16 4,4'-DDE					CAS #: 72-55-9		
8.546	8.548	-0.002	6675479	0.05000	0.05517		
17 Dieldrin					CAS #: 60-57-1		
8.989	8.989	0.000	7170381	0.05000	0.05492		
18 Endrin					CAS #: 72-20-8		
9.414	9.414	0.000	2653412	0.05000	0.05505		
20 4,4'-DDD					CAS #: 72-54-8		
9.726	9.727	-0.001	5129769	0.05000	0.05673		
22 Endosulfan II					CAS #: 33213-65-9		
9.835	9.836	-0.001	2622091	0.05000	0.05430		
23 4,4'-DDT					CAS #: 50-29-3		
10.215	10.217	-0.002	5555232	0.05000	0.05592		
25 Endrin aldehyde					CAS #: 7421-93-4		
10.590	10.590	0.000	2193348	0.05000	0.05381		
27 Methoxychlor					CAS #: 72-43-5		
11.112	11.114	-0.002	2637316	0.05000	0.05201		
28 Endosulfan sulfate					CAS #: 1031-07-8		
11.290	11.291	-0.001	5257076	0.05000	0.05362		
29 Endrin ketone					CAS #: 53494-70-5		
11.684	11.684	0.000	3151744	0.05000	0.05362		
$ 30 Decachlorobiphenyl					CAS #: 2051-24-3		
13.238	13.239	-0.001	2805341	0.05000	0.05099		

Data File: \\cansvr11\dd\chem\GCS\a2hp9.i\100309IC-1.b\006F0601.D

Page 1

Date : 09-MAR-2010 10:57

Client ID:

Instrument: a2hp9.i

Sample Info: AB4 G253,,1,4

Operator: 093905

Column phase: clp pesticides I

Column diameter: 0.53

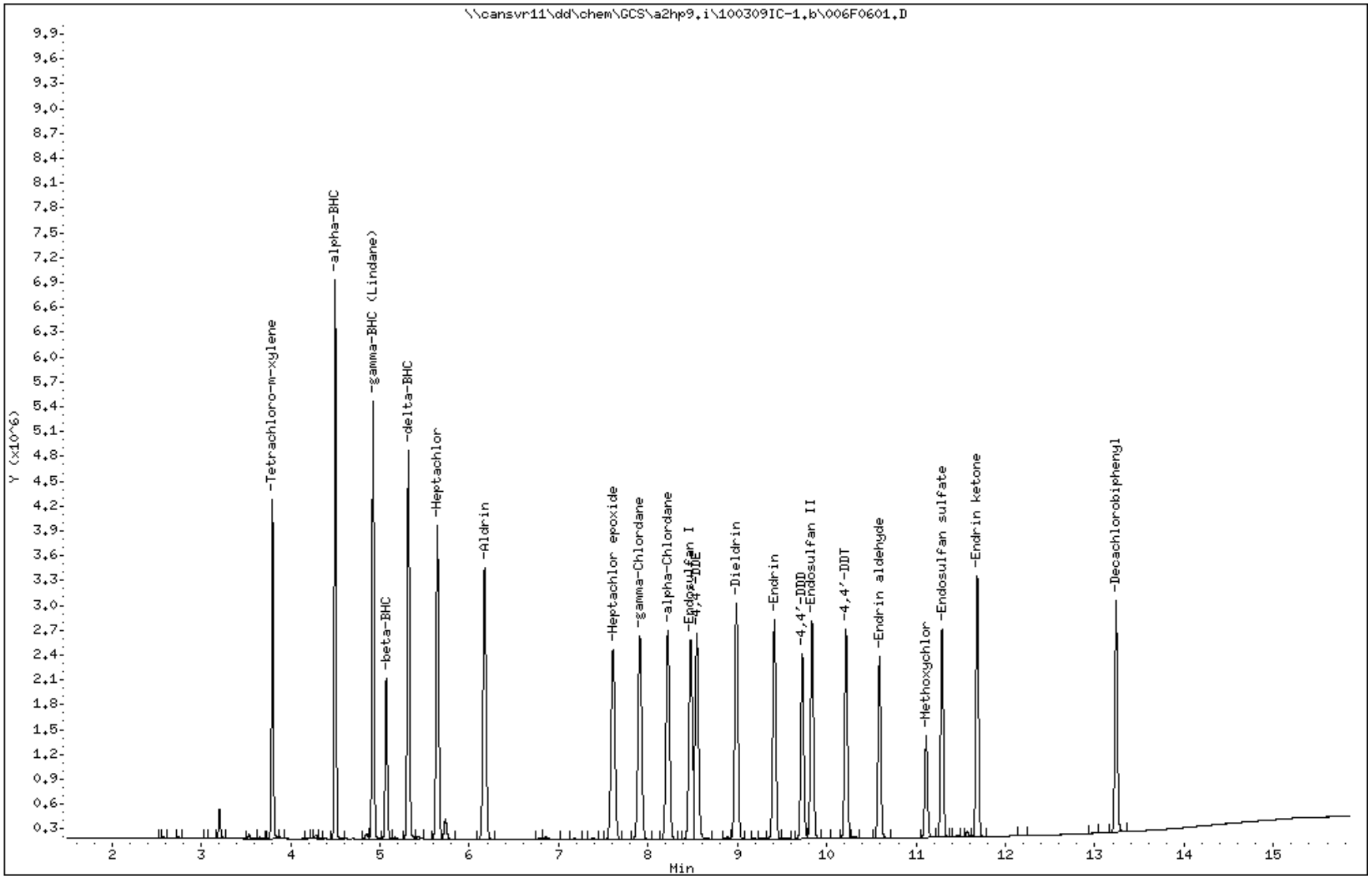

COMPOUNDS and EXP. RT REPORT

Operator: 093905 Date Acquired: 09-MAR-2010 10:57
Data File: //cansvr11/dd/chem/GCS/a2hp9.i/100309IC-1.b/006F0601.D
Lab Sample ID: AB4 G253
Misc. Info: 1-AB.SUB
Instrument: a2hp9.i
Method: \\cansvr11\dd\chem\GCS\a2hp9.i\100309IC-1.b\PEST9.m
Dilution Factor: 1

Compound	RT	Area	Amount	Conc
1) Tetrachloro-m-xylene	3.798	5456564	0.052	0.052
4) alpha-BHC	4.499	9244307	0.055	0.055
5) gamma-BHC (Lindane)	4.923	8268213	0.055	0.055
6) beta-BHC	5.070	3247208	0.050	0.050
7) delta-BHC	5.318	8281455	0.057	0.057
8) Heptachlor	5.643	7752799	0.054	0.054
10) Aldrin	6.171	7781333	0.054	0.054
12) Heptachlor epoxide	7.608	6973384	0.053	0.053
13) gamma-Chlordane	7.909	7103876	0.054	0.054
14) alpha-Chlordane	8.221	6985762	0.053	0.053
15) Endosulfan I	8.477	6557467	0.053	0.053
16) 4,4'-DDE	8.547	6675479	0.055	0.055
17) Dieldrin	8.989	7170381	0.055	0.055
18) Endrin	9.414	6394570	0.055	0.055
20) 4,4'-DDD	9.727	5129769	0.057	0.057
22) Endosulfan II	9.836	6135091	0.054	0.054
23) 4,4'-DDT	10.215	5555232	0.056	0.056
25) Endrin aldehyde	10.591	4805737	0.054	0.054
27) Methoxychlor	11.113	2637316	0.052	0.052
28) Endosulfan sulfate	11.290	5257076	0.054	0.054
29) Endrin ketone	11.684	6455242	0.054	0.054
30) Decachlorobiphenyl	13.238	5583704	0.051	0.051

TestAmerica North Canton

PESTICIDES 8081/608

Data file : \\cansvr11\dd\chem\GCS\a2hp9.i\100309IC-1.b\007F0701.D
Lab Smp Id: AB5 G254
Inj Date : 09-MAR-2010 11:20
Operator : 093905 Inst ID: a2hp9.i
Smp Info : AB5 G254,,1,5
Misc Info : 1-AB.SUB
Comment :
Method : \\cansvr11\dd\chem\GCS\a2hp9.i\100309IC-1.b\PEST9.m
Meth Date : 09-Mar-2010 15:00 vandorenc Quant Type: ESTD
Cal Date : 09-MAR-2010 11:20 Cal File: 007F0701.D
Als bottle: 7 Calibration Sample, Level: 5
Dil Factor: 1.00000
Integrator: Falcon Compound Sublist: 1-AB.SUB
Target Version: 4.14 Sample Matrix: None
Processing Host: CANPGCSV23

				AMOUNTS			
				CAL-AMT	ON-COL		
RT	EXP RT	DLT RT	RESPONSE	(ng)	(ng)	TARGET RANGE	RATIO
$ 1 Tetrachloro-m-xylene						CAS #: 877-09-8	
3.798	3.799	-0.001	8526406	0.10000	0.1062		
4 alpha-BHC						CAS #: 319-84-6	
4.499	4.499	0.000	13829411	0.10000	0.1099		
5 gamma-BHC (Lindane)						CAS #: 58-89-9	
4.923	4.923	0.000	17244333	0.10000	0.1111		
6 beta-BHC						CAS #: 319-85-7	
5.070	5.070	0.000	3996551	0.10000	0.1035		
7 delta-BHC						CAS #: 319-86-8	
5.318	5.319	-0.001	17195200	0.10000	0.1135		
Sum of Peak Amounts =					0.11350		
8 Heptachlor						CAS #: 76-44-8	
5.643	5.644	-0.001	7736939	0.10000	0.1084		
10 Aldrin						CAS #: 309-00-2	
6.171	6.170	0.001	16467307	0.10000	0.1105		
12 Heptachlor epoxide						CAS #: 1024-57-3	
7.608	7.609	-0.001	4704123	0.10000	0.1063		
13 gamma-Chlordane						CAS #: 5103-74-2	
7.908	7.909	-0.001	5096775	0.10000	0.1095		
14 alpha-Chlordane						CAS #: 5103-71-9	
8.222	8.223	-0.001	5156247	0.10000	0.1073		

```
--------------------------------------------------------------------------------
   15 Endosulfan I                                CAS #: 959-98-8
8.477    8.477    0.000         4829363 0.10000   0.1051
--------------------------------------------------------------------------------
```

				AMOUNTS			
				CAL-AMT	ON-COL		
RT	EXP RT	DLT RT	RESPONSE	(ng)	(ng)	TARGET RANGE	RATIO
16 4,4'-DDE						CAS #: 72-55-9	
8.546	8.548	-0.002	13695254	0.10000	0.1103		
17 Dieldrin						CAS #: 60-57-1	
8.989	8.989	0.000	14462448	0.10000	0.1084		
18 Endrin						CAS #: 72-20-8	
9.413	9.414	-0.001	5248763	0.10000	0.1070		
20 4,4'-DDD						CAS #: 72-54-8	
9.725	9.727	-0.002	10227326	0.10000	0.1102		
22 Endosulfan II						CAS #: 33213-65-9	
9.835	9.836	-0.001	5053758	0.10000	0.1037		
23 4,4'-DDT						CAS #: 50-29-3	
10.216	10.217	-0.001	10973860	0.10000	0.1082		
25 Endrin aldehyde						CAS #: 7421-93-4	
10.589	10.590	-0.001	4193519	0.10000	0.1023		
27 Methoxychlor						CAS #: 72-43-5	
11.113	11.114	-0.001	4919410	0.10000	0.09760		
28 Endosulfan sulfate						CAS #: 1031-07-8	
11.290	11.291	-0.001	10162054	0.10000	0.1029		
29 Endrin ketone						CAS #: 53494-70-5	
11.684	11.684	0.000	5938405	0.10000	0.1008		
$ 30 Decachlorobiphenyl						CAS #: 2051-24-3	
13.238	13.239	-0.001	5146857	0.10000	0.09477		

Data File: \\cansvr11\dd\chem\GCS\a2hp9.i\100309IC-1.b\007F0701.D

Page 1

Date : 09-MAR-2010 11:20

Client ID:

Instrument: a2hp9.i

Sample Info: AB5 G254,,1,5

Operator: 093905

Column phase: clp pesticides I

Column diameter: 0.53

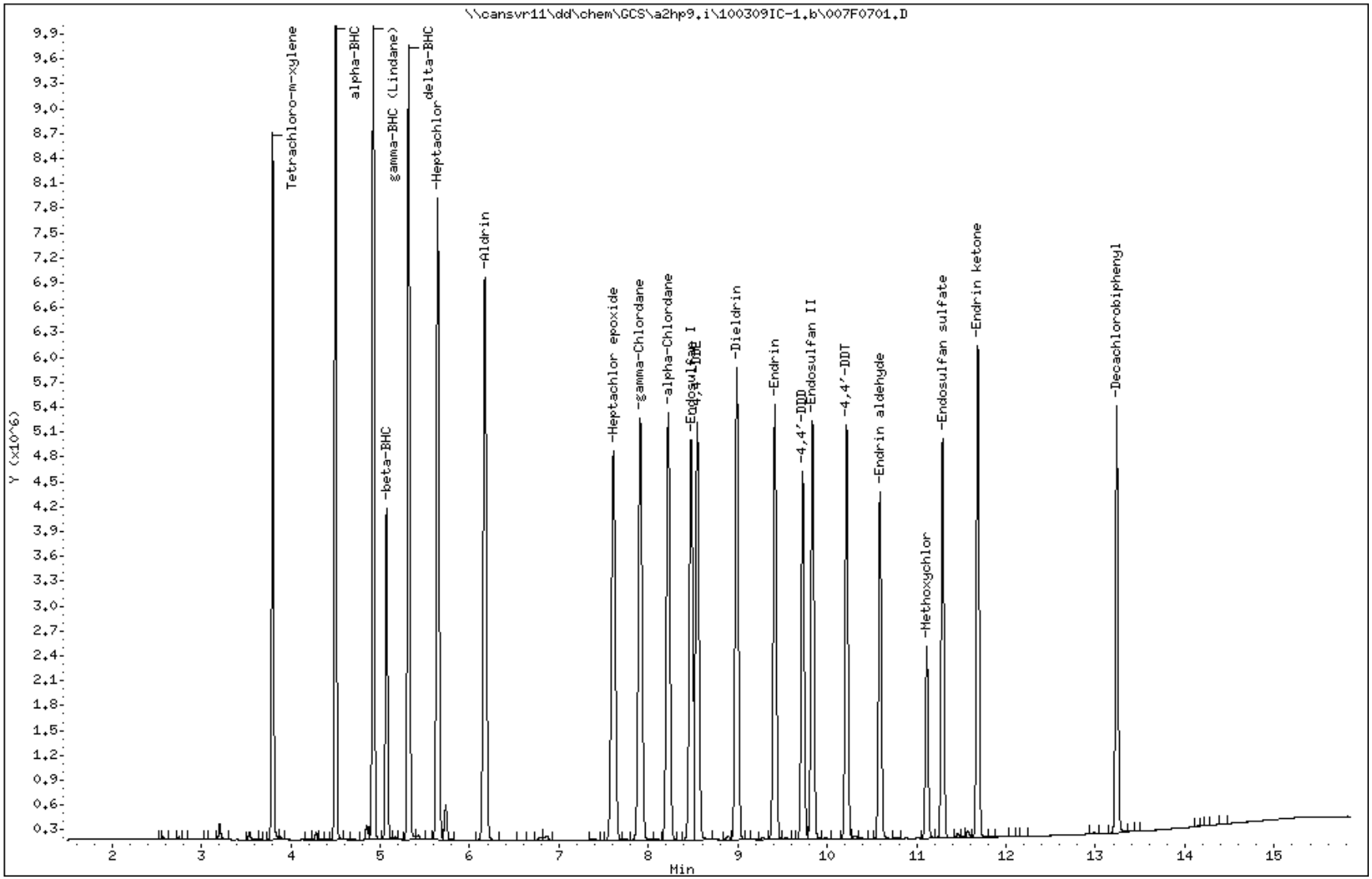

COMPOUNDS and EXP. RT REPORT

Operator: 093905 Date Acquired: 09-MAR-2010 11:20
Data File: //cansvr11/dd/chem/GCS/a2hp9.i/100309IC-1.b/007F0701.D
Lab Sample ID: AB5 G254
Misc. Info: 1-AB.SUB
Instrument: a2hp9.i
Method: \\cansvr11\dd\chem\GCS\a2hp9.i\100309IC-1.b\PEST9.m
Dilution Factor: 1

Compound	RT	Area	Amount	Conc
1) Tetrachloro-m-xylene	3.798	11319764	0.106	0.106
4) alpha-BHC	4.500	19422470	0.110	0.110
5) gamma-BHC (Lindane)	4.923	17244333	0.111	0.111
6) beta-BHC	5.071	6615929	0.103	0.103
7) delta-BHC	5.318	17195200	0.113	0.113
8) Heptachlor	5.644	16066169	0.108	0.108
10) Aldrin	6.171	16467307	0.110	0.110
12) Heptachlor epoxide	7.609	14274066	0.106	0.106
13) gamma-Chlordane	7.909	14813013	0.110	0.110
14) alpha-Chlordane	8.222	14398840	0.107	0.107
15) Endosulfan I	8.477	13216095	0.105	0.105
16) 4,4'-DDE	8.546	13695254	0.110	0.110
17) Dieldrin	8.990	14462448	0.108	0.108
18) Endrin	9.414	12759960	0.107	0.107
20) 4,4'-DDD	9.726	10227326	0.110	0.110
22) Endosulfan II	9.836	11924650	0.104	0.104
23) 4,4'-DDT	10.216	10973860	0.108	0.108
25) Endrin aldehyde	10.590	9258647	0.102	0.102
27) Methoxychlor	11.114	4919410	0.098	0.098
28) Endosulfan sulfate	11.291	10162054	0.103	0.103
29) Endrin ketone	11.685	12279529	0.101	0.101
30) Decachlorobiphenyl	13.238	10217972	0.095	0.095

TestAmerica North Canton

PESTICIDES 8081/608

Data file : \\cansvr11\dd\chem\GCS\a2hp9.i\100309IC-1.b\008F0801.D
Lab Smp Id: AB6 G255
Inj Date : 09-MAR-2010 11:44
Operator : 093905 Inst ID: a2hp9.i
Smp Info : AB6 G255,,1,6
Misc Info : 1-AB.SUB
Comment :
Method : \\cansvr11\dd\chem\GCS\a2hp9.i\100309IC-1.b\PEST9.m
Meth Date : 09-Mar-2010 15:00 vandorenc Quant Type: ESTD
Cal Date : 09-MAR-2010 11:44 Cal File: 008F0801.D
Als bottle: 8 Calibration Sample, Level: 6
Dil Factor: 1.00000
Integrator: Falcon Compound Sublist: 1-AB.SUB
Target Version: 4.14 Sample Matrix: None
Processing Host: CANPGCSV23

				AMOUNTS			
				CAL-AMT	ON-COL		
RT	EXP RT	DLT RT	RESPONSE	(ng)	(ng)	TARGET RANGE	RATIO
$ 1 Tetrachloro-m-xylene						CAS #: 877-09-8	
3.797	3.799	-0.002	16993644	0.20000	0.2096		
4 alpha-BHC						CAS #: 319-84-6	
4.500	4.499	0.001	28014800	0.20000	0.2186		
5 gamma-BHC (Lindane)						CAS #: 58-89-9	
4.923	4.923	0.000	35230987	0.20000	0.2220		
6 beta-BHC						CAS #: 319-85-7	
5.070	5.070	0.000	8064260	0.20000	0.2073		
7 delta-BHC						CAS #: 319-86-8	
5.318	5.319	-0.001	35641643	0.20000	0.2285		
Sum of Peak Amounts =					0.22850		
8 Heptachlor						CAS #: 76-44-8	
5.643	5.644	-0.001	15564724	0.20000	0.2148		
10 Aldrin						CAS #: 309-00-2	
6.171	6.170	0.001	33535775	0.20000	0.2204		
12 Heptachlor epoxide						CAS #: 1024-57-3	
7.609	7.609	0.000	9463187	0.20000	0.2115		
13 gamma-Chlordane						CAS #: 5103-74-2	
7.911	7.909	0.002	10487796	0.20000	0.2207		
14 alpha-Chlordane						CAS #: 5103-71-9	
8.222	8.223	-0.001	10717498	0.20000	0.2188		

```
--------------------------------------------------------------------------------
   15 Endosulfan I                                CAS #: 959-98-8
8.478    8.477    0.001         9717149 0.20000   0.2094
--------------------------------------------------------------------------------
```

				AMOUNTS			
				CAL-AMT	ON-COL		
RT	EXP RT	DLT RT	RESPONSE	(ng)	(ng)	TARGET RANGE	RATIO
16 4,4'-DDE					CAS #: 72-55-9		
8.546	8.548	-0.002	29178734	0.20000	0.2283		
17 Dieldrin					CAS #: 60-57-1		
8.990	8.989	0.001	30072629	0.20000	0.2208		
18 Endrin					CAS #: 72-20-8		
9.414	9.414	0.000	10719611	0.20000	0.2152		
20 4,4'-DDD					CAS #: 72-54-8		
9.726	9.727	-0.001	22256171	0.20000	0.2321		
22 Endosulfan II					CAS #: 33213-65-9		
9.835	9.836	-0.001	10347085	0.20000	0.2101		
23 4,4'-DDT					CAS #: 50-29-3		
10.216	10.217	-0.001	24152835	0.20000	0.2308		
25 Endrin aldehyde					CAS #: 7421-93-4		
10.589	10.590	-0.001	8739103	0.20000	0.2109		
27 Methoxychlor					CAS #: 72-43-5		
11.114	11.114	0.000	10358250	0.20000	0.2046		
28 Endosulfan sulfate					CAS #: 1031-07-8		
11.292	11.291	0.001	21333205	0.20000	0.2132		
29 Endrin ketone					CAS #: 53494-70-5		
11.685	11.684	0.001	12268037	0.20000	0.2069		
$ 30 Decachlorobiphenyl					CAS #: 2051-24-3		
13.239	13.239	0.000	10713377	0.20000	0.1977		

Data File: \\cansvr11\dd\chem\GCS\a2hp9.i\100309IC-1.b\008F0801.D

Page 1

Date : 09-MAR-2010 11:44

Client ID:

Instrument: a2hp9.i

Sample Info: AB6 G255,,1,6

Operator: 093905

Column phase: clp pesticides I

Column diameter: 0.53



COMPOUNDS and EXP. RT REPORT

Operator: 093905 Date Acquired: 09-MAR-2010 11:44
Data File: //cansvr11/dd/chem/GCS/a2hp9.i/100309IC-1.b/008F0801.D
Lab Sample ID: AB6 G255
Misc. Info: 1-AB.SUB
Instrument: a2hp9.i
Method: \\cansvr11\dd\chem\GCS\a2hp9.i\100309IC-1.b\PEST9.m
Dilution Factor: 1

Compound	RT	Area	Amount	Conc
1) Tetrachloro-m-xylene	3.798	22661500	0.210	0.210
4) alpha-BHC	4.500	39456421	0.219	0.219
5) gamma-BHC (Lindane)	4.923	35230987	0.222	0.222
6) beta-BHC	5.070	13501851	0.207	0.207
7) delta-BHC	5.318	35641643	0.228	0.228
8) Heptachlor	5.643	32557822	0.215	0.215
10) Aldrin	6.172	33535775	0.220	0.220
12) Heptachlor epoxide	7.609	29200862	0.211	0.211
13) gamma-Chlordane	7.912	31017424	0.221	0.221
14) alpha-Chlordane	8.223	30062927	0.219	0.219
15) Endosulfan I	8.478	27356537	0.209	0.209
16) 4,4'-DDE	8.547	29178734	0.228	0.228
17) Dieldrin	8.990	30072629	0.221	0.221
18) Endrin	9.414	26623850	0.215	0.215
20) 4,4'-DDD	9.727	22256171	0.232	0.232
22) Endosulfan II	9.836	24852364	0.210	0.210
23) 4,4'-DDT	10.217	24152835	0.231	0.231
25) Endrin aldehyde	10.589	19383379	0.211	0.211
27) Methoxychlor	11.114	10358250	0.205	0.205
28) Endosulfan sulfate	11.293	21333205	0.213	0.213
29) Endrin ketone	11.685	25555339	0.207	0.207
30) Decachlorobiphenyl	13.239	21155648	0.198	0.198

TestAmerica North Canton

CONTINUING CALIBRATION COMPOUNDS

Instrument ID: a2hp9.i Injection Date: 09-MAR-2010 12:09
Lab File ID: 009F0901.D Init. Cal. Date(s): 09-MAR-2010 09-MAR-2010
Analysis Type: Init. Cal. Times: 09:45 11:44
Lab Sample ID: ICV E048 Quant Type: ESTD
Method: \\cansvr11\dd\chem\GCS\a2hp9.i\100309IC-1.b\PEST9.m

COMPOUND	RRF / AMOUNT	RF0.025	CCAL RRF0.025	MIN RRF	%D / %DRIFT	MAX %D / %DRIFT	CURVE TYPE	
$ 1 Tetrachloro-m-xylene	81090080	++++	++++	0.000	++++	15.00000	Averaged	<-
4 alpha-BHC	128169275	145875400	145875400	0.010	-13.81464	15.00000	Averaged	
5 gamma-BHC (Lindane)	158714774	167738920	167738920	0.010	-5.68576	15.00000	Averaged	
6 beta-BHC	38898715	43307880	43307880	0.010	-11.33499	15.00000	Averaged	
7 delta-BHC	155983743	175192000	175192000	0.010	-12.31427	15.00000	Averaged	
8 Heptachlor	72446535	81793200	81793200	0.010	-12.90147	15.00000	Averaged	
10 Aldrin	152173471	158017120	158017120	0.010	-3.84012	15.00000	Averaged	
12 Heptachlor epoxide	44748664	49525160	49525160	0.010	-10.67405	15.00000	Averaged	
13 gamma-Chlordane	47525948	51672600	51672600	0.010	-8.72503	15.00000	Averaged	
14 alpha-Chlordane	48985463	53976280	53976280	0.010	-10.18836	15.00000	Averaged	
15 Endosulfan I	46396156	51434360	51434360	0.010	-10.85910	15.00000	Averaged	
16 4,4'-DDE	127811028	134898440	134898440	0.010	-5.54523	15.00000	Averaged	
17 Dieldrin	136210438	149217800	149217800	0.010	-9.54946	15.00000	Averaged	
18 Endrin	49813351	55423480	55423480	0.010	-11.26230	15.00000	Averaged	
20 4,4'-DDD	95872953	103737560	103737560	0.010	-8.20316	15.00000	Averaged	
22 Endosulfan II	49240798	53343480	53343480	0.010	-8.33188	15.00000	Averaged	
23 4,4'-DDT	104646849	106834800	106834800	0.010	-2.09079	15.00000	Averaged	
25 Endrin aldehyde	41443938	42997840	42997840	0.010	-3.74941	15.00000	Averaged	
27 Methoxychlor	50633542	53222280	53222280	0.010	-5.11269	15.00000	Averaged	
28 Endosulfan sulfate	100076584	107745800	107745800	0.010	-7.66335	15.00000	Averaged	
29 Endrin ketone	59304453	61170600	61170600	0.010	-3.14672	15.00000	Averaged	
$ 30 Decachlorobiphenyl	54184156	++++	0.00000	0.010	++++	15.00000	Averaged	<-

Average %D / Drift Results.

Calculated Average %D/Drift = 8.24964
Maximun Average %D/Drift = 15.00000
* Passed Average %D/Drift Test.

TestAmerica North Canton

PESTICIDES 8081/608

Data file : \\cansvr11\dd\chem\GCS\a2hp9.i\100309IC-1.b\009F0901.D
Lab Smp Id: ICV E048
Inj Date : 09-MAR-2010 12:09
Operator : 093905 Inst ID: a2hp9.i
Smp Info : ICV E048
Misc Info : 1-AB.SUB
Comment :
Method : \\cansvr11\dd\chem\GCS\a2hp9.i\100309IC-1.b\PEST9.m
Meth Date : 09-Mar-2010 15:00 vandorenc Quant Type: ESTD
Cal Date : 09-MAR-2010 09:45 Cal File: 003F0301.D
Als bottle: 9 Continuing Calibration Sample
Dil Factor: 1.00000
Integrator: Falcon Compound Sublist: 1-AB.SUB
Target Version: 4.14 Sample Matrix: None
Processing Host: CANPGCSV23

				AMOUNTS			
				CAL-AMT	ON-COL		
RT	EXP RT	DLT RT	RESPONSE	(ng)	(ng)	TARGET RANGE	RATIO
$ 1 Tetrachloro-m-xylene						CAS #: 877-09-8	
Peaks not detected for Quant. or Qual. signal(s).							
4 alpha-BHC						CAS #: 319-84-6	
4.499	4.499	0.000	3646885	0.02500	0.02845		
5 gamma-BHC (Lindane)						CAS #: 58-89-9	
4.923	4.923	0.000	4193473	0.02500	0.02642		
6 beta-BHC						CAS #: 319-85-7	
5.070	5.070	0.000	1082697	0.02500	0.02783		
7 delta-BHC						CAS #: 319-86-8	
5.319	5.319	0.000	4379800	0.02500	0.02808		
		Sum of Peak Amounts =			0.02808		
8 Heptachlor						CAS #: 76-44-8	
5.644	5.644	0.000	2044830	0.02500	0.02822		
10 Aldrin						CAS #: 309-00-2	
6.170	6.170	0.000	3950428	0.02500	0.02596		
12 Heptachlor epoxide						CAS #: 1024-57-3	
7.609	7.609	0.000	1238129	0.02500	0.02767		
13 gamma-Chlordane						CAS #: 5103-74-2	
7.909	7.909	0.000	1291815	0.02500	0.02718		

```
-------------------------------------------------------------------------------
   14 alpha-Chlordane                            CAS #: 5103-71-9
8.223    8.223    0.000         1349407 0.02500  0.02755
-------------------------------------------------------------------------------
```

RT	EXP RT	DLT RT	RESPONSE	AMOUNTS CAL-AMT (ng)	AMOUNTS ON-COL (ng)	TARGET RANGE	RATIO
15 Endosulfan I					CAS #: 959-98-8		
8.477	8.477	0.000	1285859	0.02500	0.02771		
16 4,4'-DDE					CAS #: 72-55-9		
8.548	8.548	0.000	3372461	0.02500	0.02639		
17 Dieldrin					CAS #: 60-57-1		
8.989	8.989	0.000	3730445	0.02500	0.02739		
18 Endrin					CAS #: 72-20-8		
9.414	9.414	0.000	1385587	0.02500	0.02782		
20 4,4'-DDD					CAS #: 72-54-8		
9.727	9.727	0.000	2593439	0.02500	0.02705		
22 Endosulfan II					CAS #: 33213-65-9		
9.836	9.836	0.000	1333587	0.02500	0.02708		
23 4,4'-DDT					CAS #: 50-29-3		
10.217	10.217	0.000	2670870	0.02500	0.02552		
25 Endrin aldehyde					CAS #: 7421-93-4		
10.590	10.590	0.000	1074946	0.02500	0.02594		
27 Methoxychlor					CAS #: 72-43-5		
11.114	11.114	0.000	1330557	0.02500	0.02628		
28 Endosulfan sulfate					CAS #: 1031-07-8		
11.291	11.291	0.000	2693645	0.02500	0.02692		
29 Endrin ketone					CAS #: 53494-70-5		
11.684	11.684	0.000	1529265	0.02500	0.02579		
$ 30 Decachlorobiphenyl					CAS #: 2051-24-3		

Peaks not detected for Quant. or Qual. signal(s).

Data File: \\cansvr11\dd\chem\GCS\a2hp9.i\100309IC-1.b\009F0901.D

Page 1

Date : 09-MAR-2010 12:09

Client ID:

Instrument: a2hp9.i

Sample Info: ICV E048

Operator: 093905

Column phase: clp pesticides I

Column diameter: 0.53

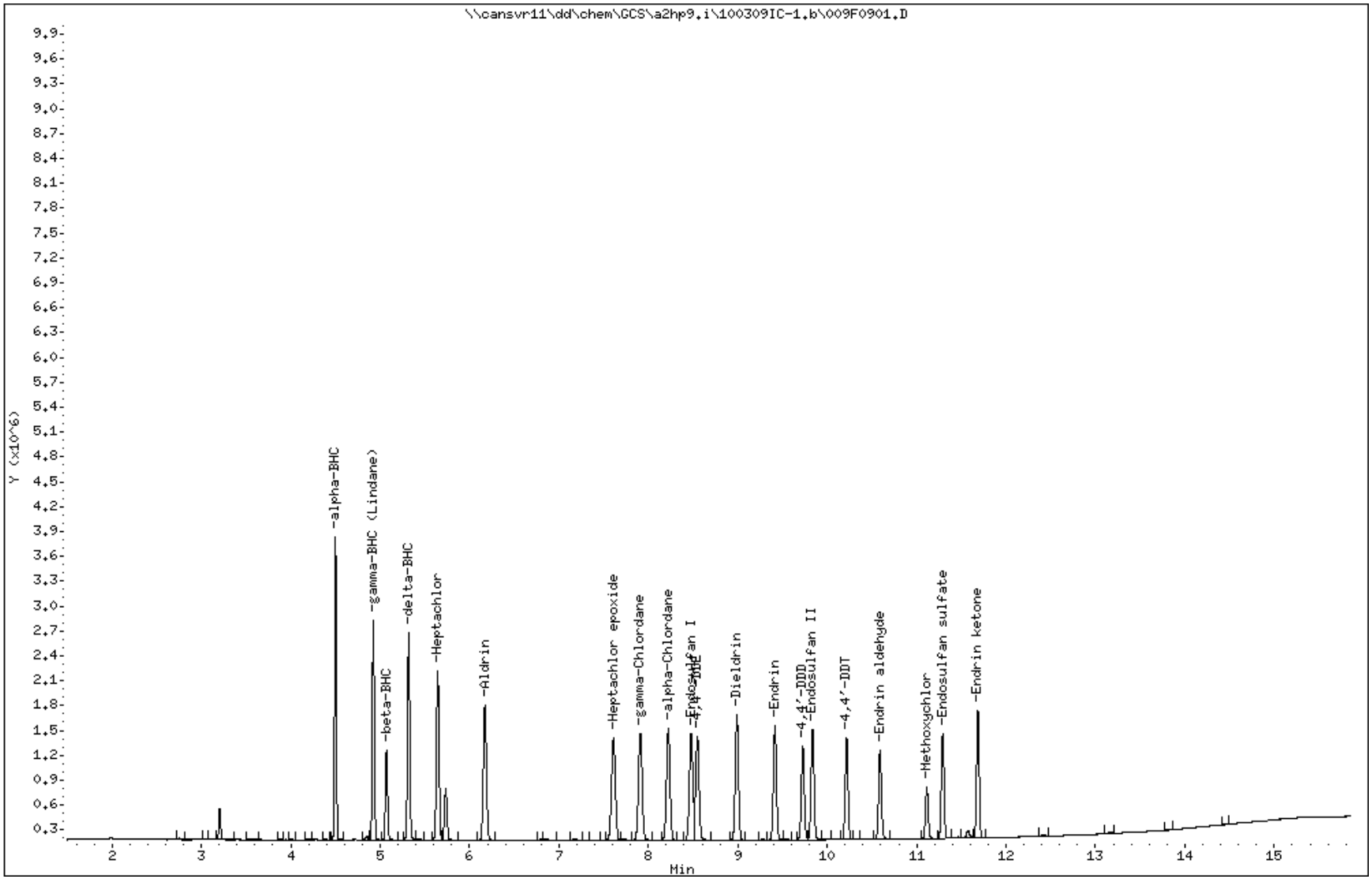

COMPOUNDS and EXP. RT REPORT

Operator: 093905 Date Acquired: 09-MAR-2010 12:09
Data File: //cansvr11/dd/chem/GCS/a2hp9.i/100309IC-1.b/009F0901.D
Lab Sample ID: ICV E048
Misc. Info: 1-AB.SUB
Instrument: a2hp9.i
Method: \\cansvr11\dd\chem\GCS\a2hp9.i\100309IC-1.b\PEST9.m
Dilution Factor: 1

Compound	RT	Area	Amount	Conc
1) Tetrachloro-m-xylene	NOT DETECTED	Expected RT = 3.799		
4) alpha-BHC	4.500	4960067	0.028	0.028
5) gamma-BHC (Lindane)	4.923	4193473	0.026	0.026
6) beta-BHC	5.071	1805933	0.028	0.028
7) delta-BHC	5.319	4379800	0.028	0.028
8) Heptachlor	5.644	4161303	0.028	0.028
10) Aldrin	6.171	3950428	0.026	0.026
12) Heptachlor epoxide	7.609	3747223	0.028	0.028
13) gamma-Chlordane	7.910	3787541	0.027	0.027
14) alpha-Chlordane	8.223	3747356	0.028	0.028
15) Endosulfan I	8.477	3504828	0.028	0.028
16) 4,4'-DDE	8.548	3372461	0.026	0.026
17) Dieldrin	8.990	3730445	0.027	0.027
18) Endrin	9.415	3329568	0.028	0.028
20) 4,4'-DDD	9.727	2593439	0.027	0.027
22) Endosulfan II	9.837	3129854	0.027	0.027
23) 4,4'-DDT	10.217	2670870	0.026	0.026
25) Endrin aldehyde	10.591	2423054	0.026	0.026
27) Methoxychlor	11.114	1330557	0.026	0.026
28) Endosulfan sulfate	11.292	2693645	0.027	0.027
29) Endrin ketone	11.684	3104668	0.026	0.026
30) Decachlorobiphenyl	NOT DETECTED	Expected RT = 13.239		

TestAmerica North Canton

PESTICIDES 8081/608

Data file : \\cansvr11\dd\chem\GCS\a2hp9.i\100309IC-1.b\010F1001.D
Lab Smp Id: TOX1 G268
Inj Date : 09-MAR-2010 12:34
Operator : 093905 Inst ID: a2hp9.i
Smp Info : TOX1 G268,,1,1
Misc Info : 16-TOXAPH.SUB
Comment :
Method : \\cansvr11\dd\chem\GCS\a2hp9.i\100309IC-1.b\PEST9.m
Meth Date : 09-Mar-2010 15:00 vandorenc Quant Type: ESTD
Cal Date : 09-MAR-2010 12:34 Cal File: 010F1001.D
Als bottle: 10 Calibration Sample, Level: 1
Dil Factor: 1.00000
Integrator: Falcon Compound Sublist: 16-TOXAPH.SUB
Target Version: 4.14 Sample Matrix: None
Processing Host: CANPGCSV23

				AMOUNTS			
				CAL-AMT	ON-COL		
RT	EXP RT	DLT RT	RESPONSE	(ng)	(ng)	TARGET RANGE	RATIO
24 Toxaphene					CAS #: 8001-35-2		
9.958	9.959	-0.001	337606	0.20000	0.2000	80.00- 120.00	100.00(M)
10.390	10.390	0.000	329621	0.20000	0.2000	114.04- 154.04	97.63
10.538	10.540	-0.002	293781	0.20000	0.2000	115.64- 155.64	87.02
11.100	11.101	-0.001	437364	0.20000	0.2000	52.78- 92.78	129.55
11.203	11.205	-0.002	398994	0.20000	0.2000	69.36- 109.36	118.18
		Average of Peak Amounts =		0.20000			

QC Flag Legend

M - Compound response manually integrated.

Data File: \\cansvr11\dd\chem\GCS\a2hp9.i\100309IC-1.b\010F1001.D

Date : 09-MAR-2010 12:34

Client ID:

Instrument: a2hp9.i

Sample Info: TOX1 G268,,1,1

Operator: 093905

Column phase: clp pesticides I

Column diameter: 0.53

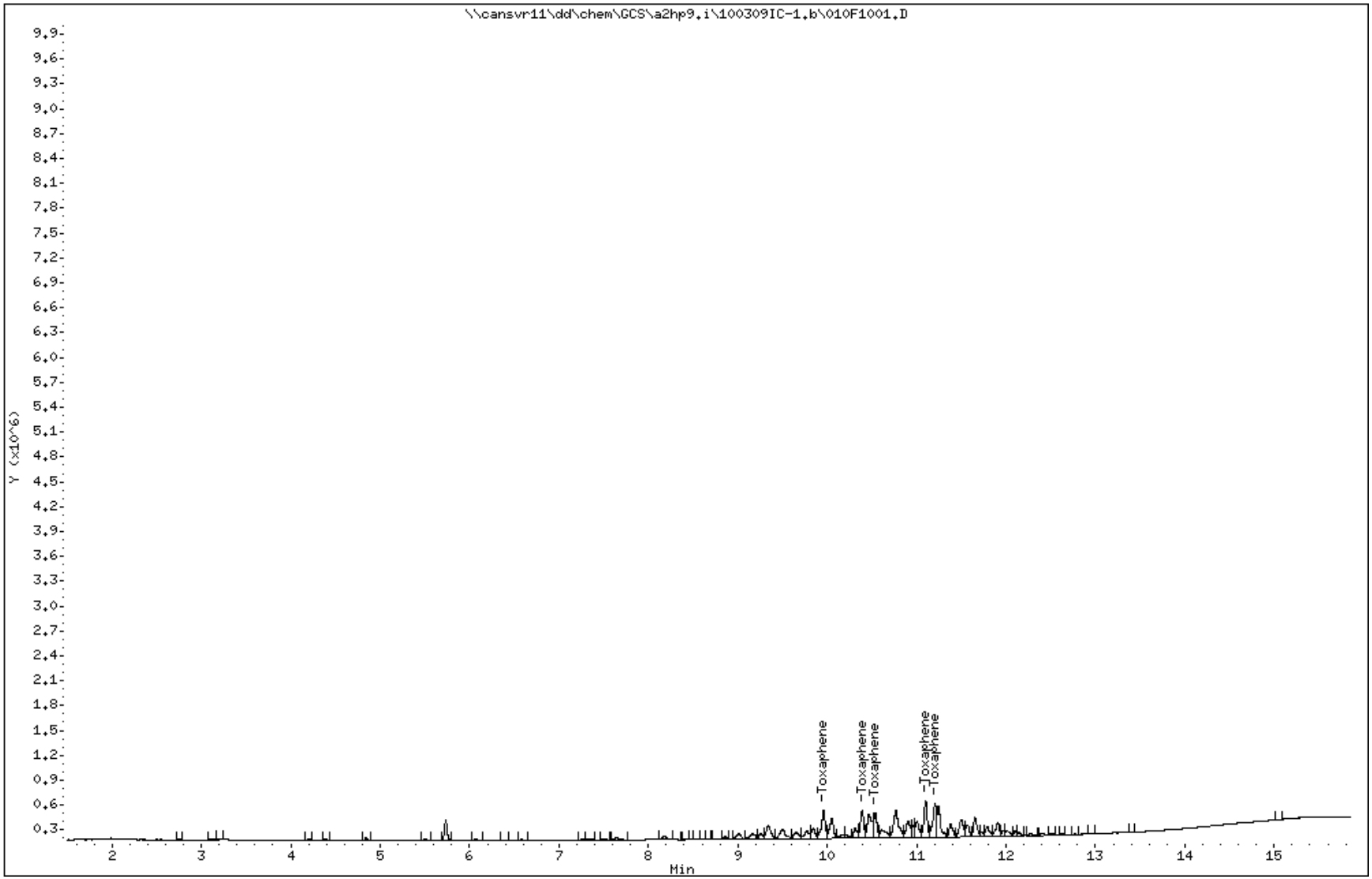

COMPOUNDS and EXP. RT REPORT

Operator: 093905 Date Acquired: 09-MAR-2010 12:34
Data File: \\cansvr11\dd\chem\GCS\a2hp9.i\100309IC-1.b\010F1001.D
Lab Sample ID: TOX1 G268
Misc. Info: 16-TOXAPH.SUB
Instrument: a2hp9.i
Method: \\cansvr11\dd\chem\GCS\a2hp9.i\100309IC-1.b\PEST9.m
Dilution Factor: 1

Compound	RT	Area	Amount	Conc
24) Toxaphene	9.958	1018001	0.200	0.200

Data File Name: 010F1001.D
Inj. Date and Time: 09-MAR-2010 12:34
Instrument ID: a2hp9.i
Client ID:
Compound Name: Toxaphene
CAS #: 8001-35-2
Report Date: 03/09/2010

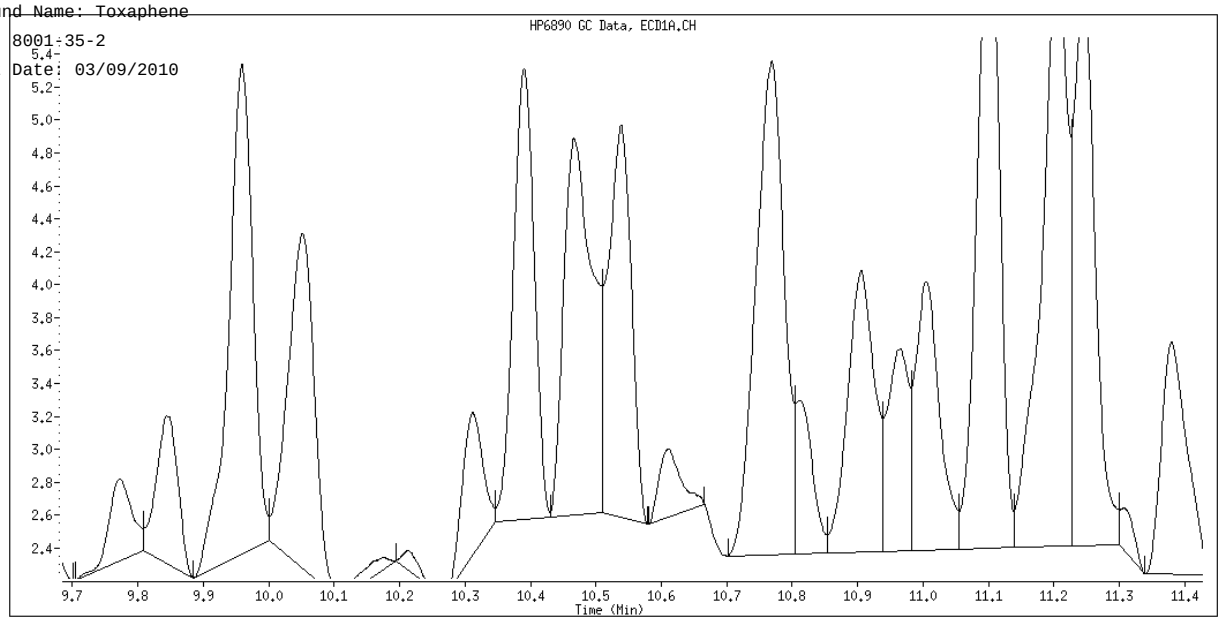

Original Integration

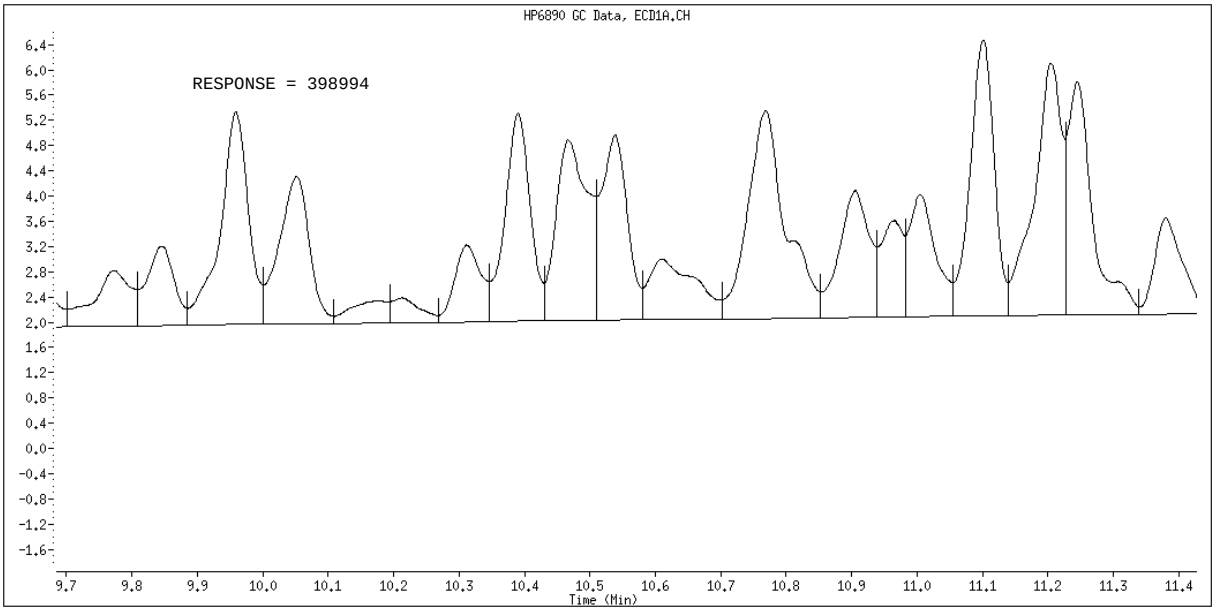

Manual Integration

Manually Integrated By: vandorenc
Manual Integration Reason: Baseline Event

TestAmerica North Canton

PESTICIDES 8081/608

Data file : \\cansvr11\dd\chem\GCS\a2hp9.i\100309IC-1.b\011F1101.D
Lab Smp Id: TOX2 G268
Inj Date : 09-MAR-2010 12:58
Operator : 093905 Inst ID: a2hp9.i
Smp Info : TOX2 G268,,1,2
Misc Info : 16-TOXAPH.SUB
Comment :
Method : \\cansvr11\dd\chem\GCS\a2hp9.i\100309IC-1.b\PEST9.m
Meth Date : 09-Mar-2010 15:00 vandorenc Quant Type: ESTD
Cal Date : 09-MAR-2010 12:58 Cal File: 011F1101.D
Als bottle: 11 Calibration Sample, Level: 2
Dil Factor: 1.00000
Integrator: Falcon Compound Sublist: 16-TOXAPH.SUB
Target Version: 4.14 Sample Matrix: None
Processing Host: CANPGCSV23

				AMOUNTS			
				CAL-AMT	ON-COL		
RT	EXP RT	DLT RT	RESPONSE	(ng)	(ng)	TARGET RANGE	RATIO
24 Toxaphene					CAS #: 8001-35-2		
9.958	9.959	-0.001	919965	0.50000	0.5280	80.00- 120.00	100.00(M)
10.389	10.390	-0.001	909995	0.50000	0.5316	114.04- 154.04	98.92
10.539	10.540	-0.001	804534	0.50000	0.5416	115.64- 155.64	87.45
11.100	11.101	-0.001	1183229	0.50000	0.5187	52.78- 92.78	128.62
11.203	11.205	-0.002	1106325	0.50000	0.5102	69.36- 109.36	120.26
		Average of Peak Amounts =			0.52602		

QC Flag Legend

M - Compound response manually integrated.

Data File: \\cansvr11\dd\chem\GCS\a2hp9.i\100309IC-1.b\011F1101.D

Date : 09-MAR-2010 12:58

Client ID:

Instrument: a2hp9.i

Sample Info: TOX2 G268,,1,2

Operator: 093905

Column phase: clp pesticides I

Column diameter: 0.53

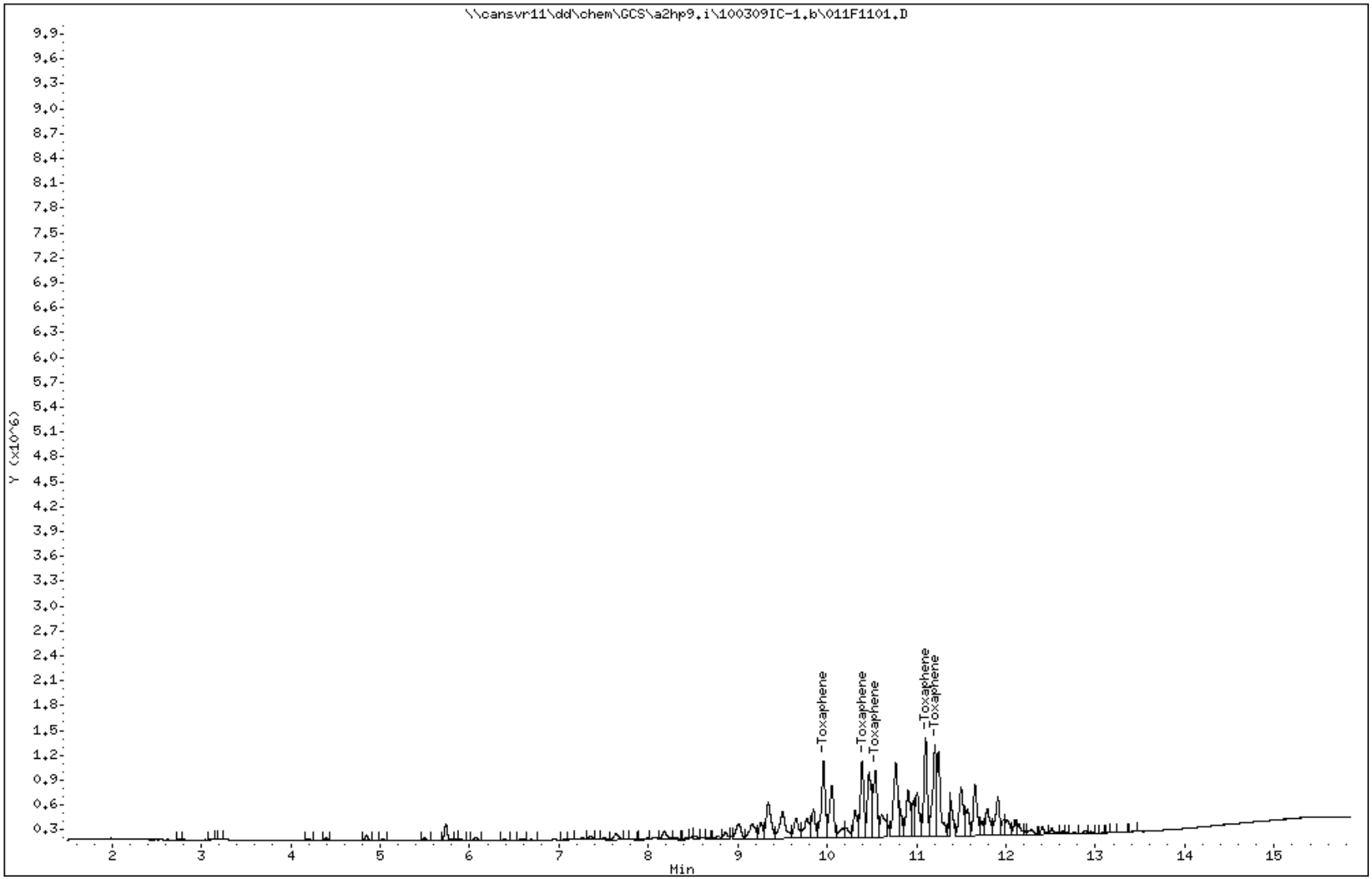

COMPOUNDS and EXP. RT REPORT

Operator: 093905 Date Acquired: 09-MAR-2010 12:58
Data File: \\cansvr11\dd\chem\GCS\a2hp9.i\100309IC-1.b\011F1101.D
Lab Sample ID: TOX2 G268
Misc. Info: 16-TOXAPH.SUB
Instrument: a2hp9.i
Method: \\cansvr11\dd\chem\GCS\a2hp9.i\100309IC-1.b\PEST9.m
Dilution Factor: 1

Compound	RT	Area	Amount	Conc
24) Toxaphene	9.959	2796709	0.528	0.528

Data File Name: 011F1101.D
Inj. Date and Time: 09-MAR-2010 12:58
Instrument ID: a2hp9.i
Client ID:
Compound Name: Toxaphene
CAS #: 8001-35-2
Report Date: 03/09/2010

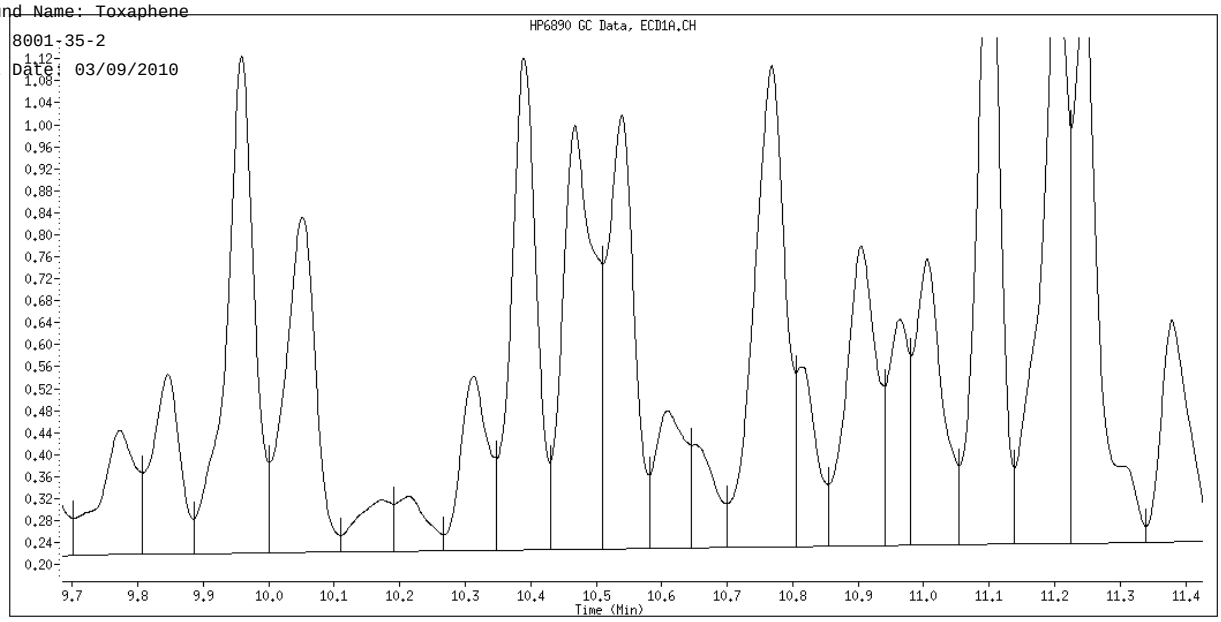

Original Integration

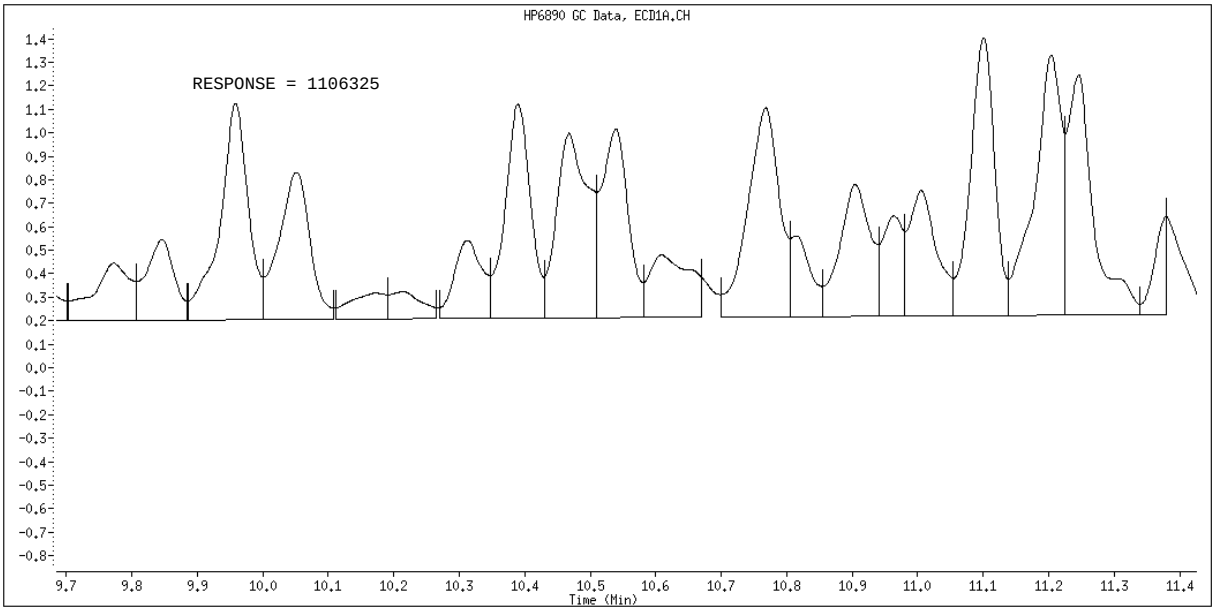

Manual Integration

Manually Integrated By: vandorenc
Manual Integration Reason: Baseline Event

TestAmerica North Canton

PESTICIDES 8081/608

Data file : \\cansvr11\dd\chem\GCS\a2hp9.i\100309IC-1.b\012F1201.D
Lab Smp Id: TOX3 G268
Inj Date : 09-MAR-2010 13:23
Operator : 093905 Inst ID: a2hp9.i
Smp Info : TOX3 G268,,1,3
Misc Info : 16-TOXAPH.SUB
Comment :
Method : \\cansvr11\dd\chem\GCS\a2hp9.i\100309IC-1.b\PEST9.m
Meth Date : 09-Mar-2010 15:00 vandorenc Quant Type: ESTD
Cal Date : 09-MAR-2010 13:23 Cal File: 012F1201.D
Als bottle: 12 Calibration Sample, Level: 3
Dil Factor: 1.00000
Integrator: Falcon Compound Sublist: 16-TOXAPH.SUB
Target Version: 4.14 Sample Matrix: None
Processing Host: CANPGCSV23

				AMOUNTS			
				CAL-AMT	ON-COL		
RT	EXP RT	DLT RT	RESPONSE	(ng)	(ng)	TARGET RANGE	RATIO
24 Toxaphene					CAS #: 8001-35-2		
9.958	9.959	-0.001	1715403	1.00000	0.9598	80.00- 120.00	100.00(M)
10.389	10.390	-0.001	1748994	1.00000	0.9861	114.04- 154.04	101.96
10.539	10.540	-0.001	1502518	1.00000	0.9718	115.64- 155.64	87.59
11.101	11.101	0.000	2171927	1.00000	0.9394	52.78- 92.78	126.61
11.204	11.205	-0.001	2096343	1.00000	0.9539	69.36- 109.36	122.21
		Average of Peak Amounts =			0.96220		

QC Flag Legend

M - Compound response manually integrated.

Data File: \\cansvr11\dd\chem\GCS\a2hp9.i\100309IC-1.b\012F1201.D

Page 1

Date : 09-MAR-2010 13:23

Client ID:

Instrument: a2hp9.i

Sample Info: TOX3 G268,,1,3

Operator: 093905

Column phase: clp pesticides I

Column diameter: 0.53

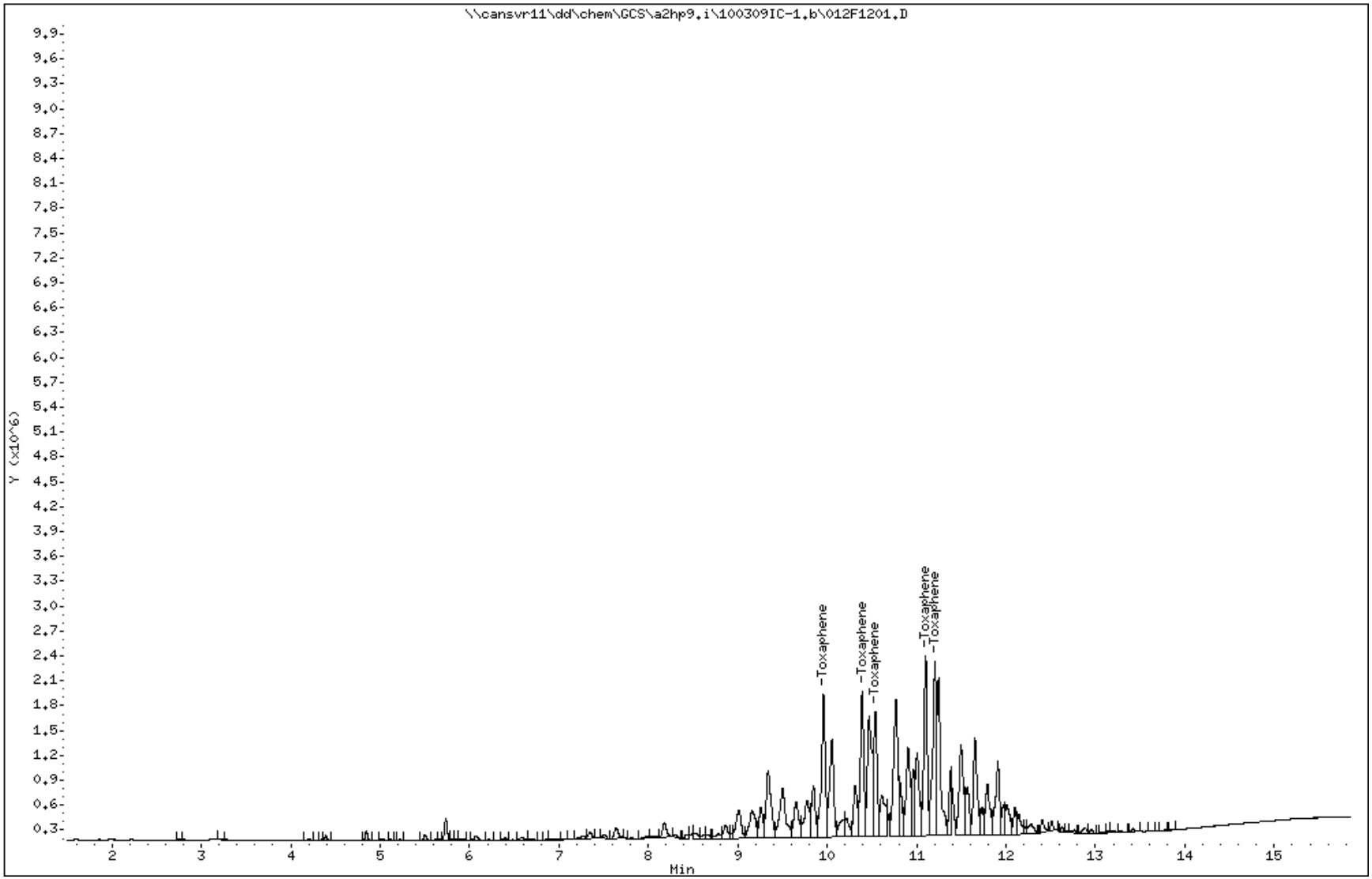

COMPOUNDS and EXP. RT REPORT

Operator: 093905 Date Acquired: 09-MAR-2010 13:23
Data File: \\cansvr11\dd\chem\GCS\a2hp9.i\100309IC-1.b\012F1201.D
Lab Sample ID: TOX3 G268
Misc. Info: 16-TOXAPH.SUB
Instrument: a2hp9.i
Method: \\cansvr11\dd\chem\GCS\a2hp9.i\100309IC-1.b\PEST9.m
Dilution Factor: 1

Compound	RT	Area	Amount	Conc
24) Toxaphene	9.959	5245692	0.960	0.960

Data File Name: 012F1201.D
Inj. Date and Time: 09-MAR-2010 13:23
Instrument ID: a2hp9.i
Client ID:
Compound Name: Toxaphene
CAS #: 8001-35-2
Report Date: 03/09/2010

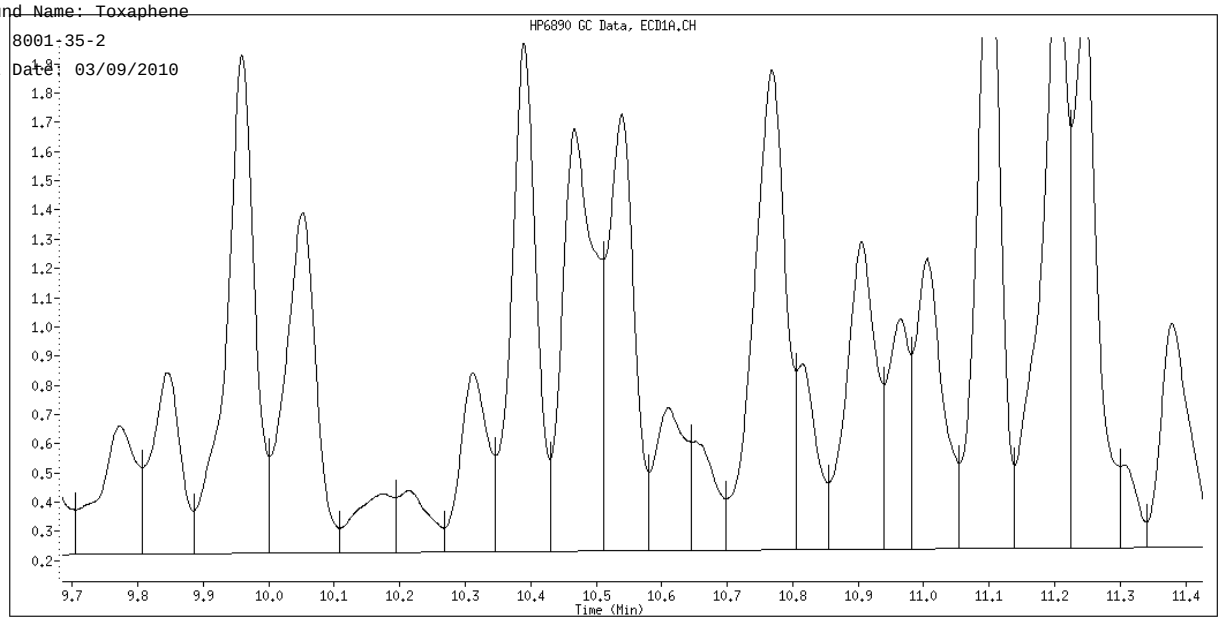

Original Integration

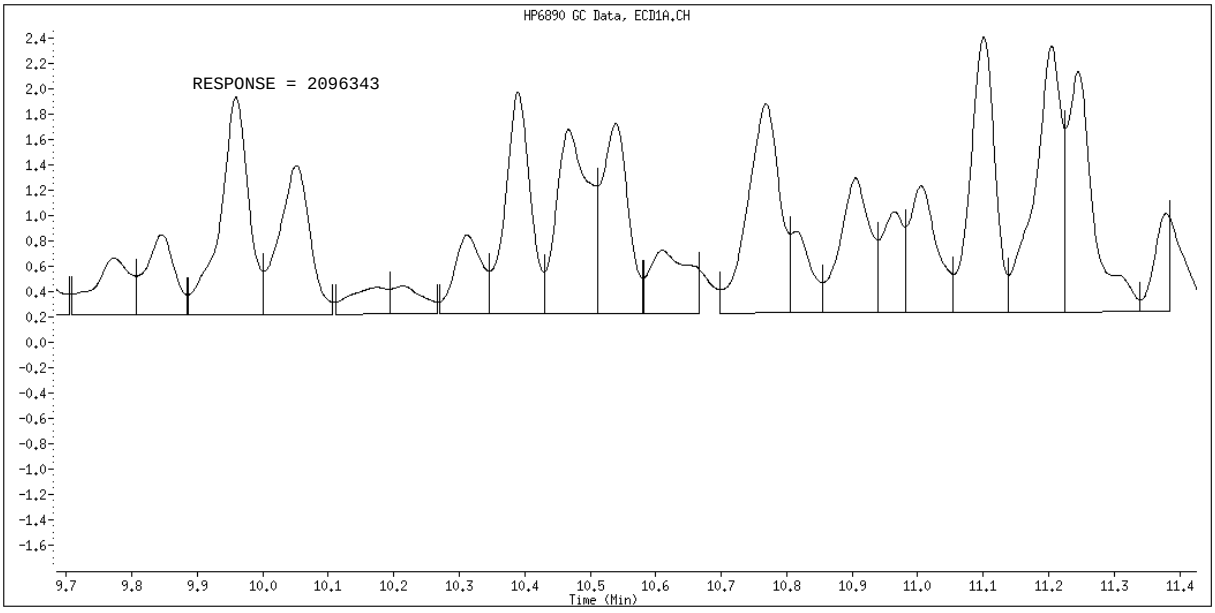

Manual Integration

Manually Integrated By: vandorenc
Manual Integration Reason: Baseline Event

TestAmerica North Canton

PESTICIDES 8081/608

Data file : \\cansvr11\dd\chem\GCS\a2hp9.i\100309IC-1.b\013F1301.D
Lab Smp Id: TOX4 G268
Inj Date : 09-MAR-2010 13:48
Operator : 093905 Inst ID: a2hp9.i
Smp Info : TOX4 G268,,1,4
Misc Info : 16-TOXAPH.SUB
Comment :
Method : \\cansvr11\dd\chem\GCS\a2hp9.i\100309IC-1.b\PEST9.m
Meth Date : 09-Mar-2010 15:00 vandorenc Quant Type: ESTD
Cal Date : 09-MAR-2010 13:48 Cal File: 013F1301.D
Als bottle: 13 Calibration Sample, Level: 4
Dil Factor: 1.00000
Integrator: Falcon Compound Sublist: 16-TOXAPH.SUB
Target Version: 4.14 Sample Matrix: None
Processing Host: CANPGCSV23

				AMOUNTS CAL-AMT (ng)	AMOUNTS ON-COL (ng)	TARGET RANGE	RATIO
24 Toxaphene					CAS #: 8001-35-2		
9.959	9.959	0.000	3915021	2.00000	2.129	80.00- 120.00	100.00(M)
10.390	10.390	0.000	3993069	2.00000	2.166	114.04- 154.04	101.99
10.540	10.540	0.000	3478063	2.00000	2.154	115.64- 155.64	88.84
11.101	11.101	0.000	5035873	2.00000	2.142	52.78- 92.78	128.63
11.205	11.205	0.000	4857917	2.00000	2.173	69.36- 109.36	124.08
		Average of Peak Amounts =			2.15280		

QC Flag Legend

M - Compound response manually integrated.

Data File: \\cansvr11\dd\chem\GCS\a2hp9.i\100309IC-1.b\013F1301.D

Page 1

Date : 09-MAR-2010 13:48

Client ID:

Instrument: a2hp9.i

Sample Info: TOX4 G268,,1,4

Operator: 093905

Column phase: clp pesticides I

Column diameter: 0.53

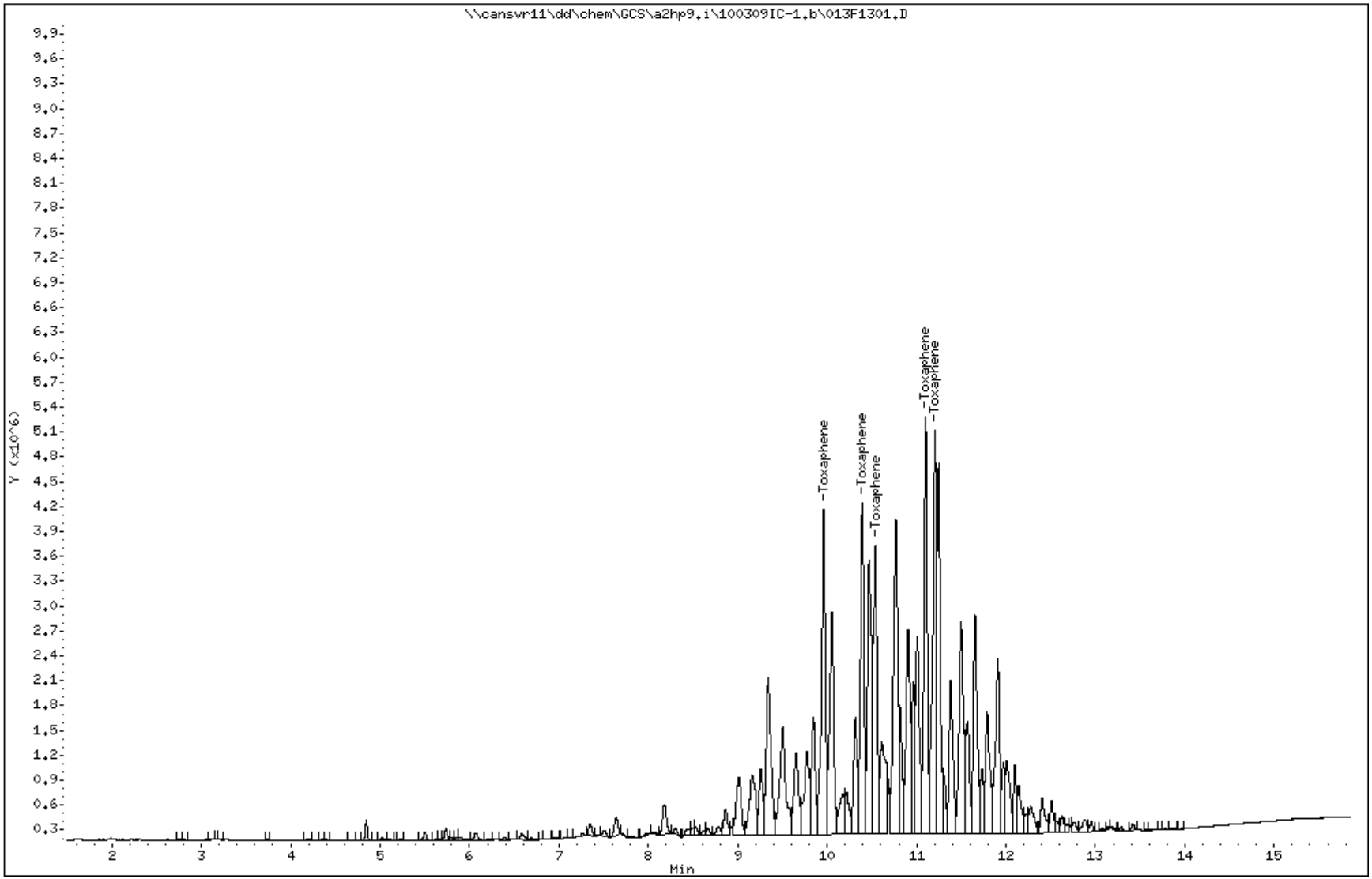

COMPOUNDS and EXP. RT REPORT

Operator: 093905 Date Acquired: 09-MAR-2010 13:48
Data File: \\cansvr11\dd\chem\GCS\a2hp9.i\100309IC-1.b\013F1301.D
Lab Sample ID: TOX4 G268
Misc. Info: 16-TOXAPH.SUB
Instrument: a2hp9.i
Method: \\cansvr11\dd\chem\GCS\a2hp9.i\100309IC-1.b\PEST9.m
Dilution Factor: 1

Compound	RT	Area	Amount	Conc
24) Toxaphene	9.959	11893062	2.129	2.129

Data File Name: 013F1301.D
Inj. Date and Time: 09-MAR-2010 13:48
Instrument ID: a2hp9.i
Client ID:
Compound Name: Toxaphene
CAS #: 8001-35-2
Report Date: 03/09/2010

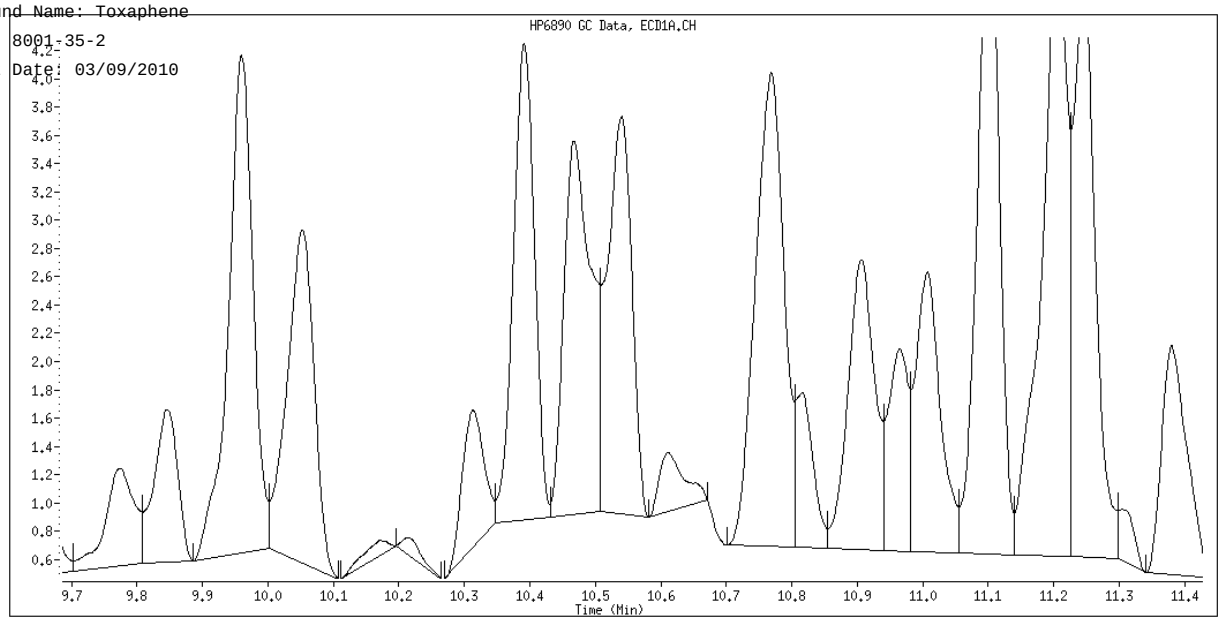

Original Integration

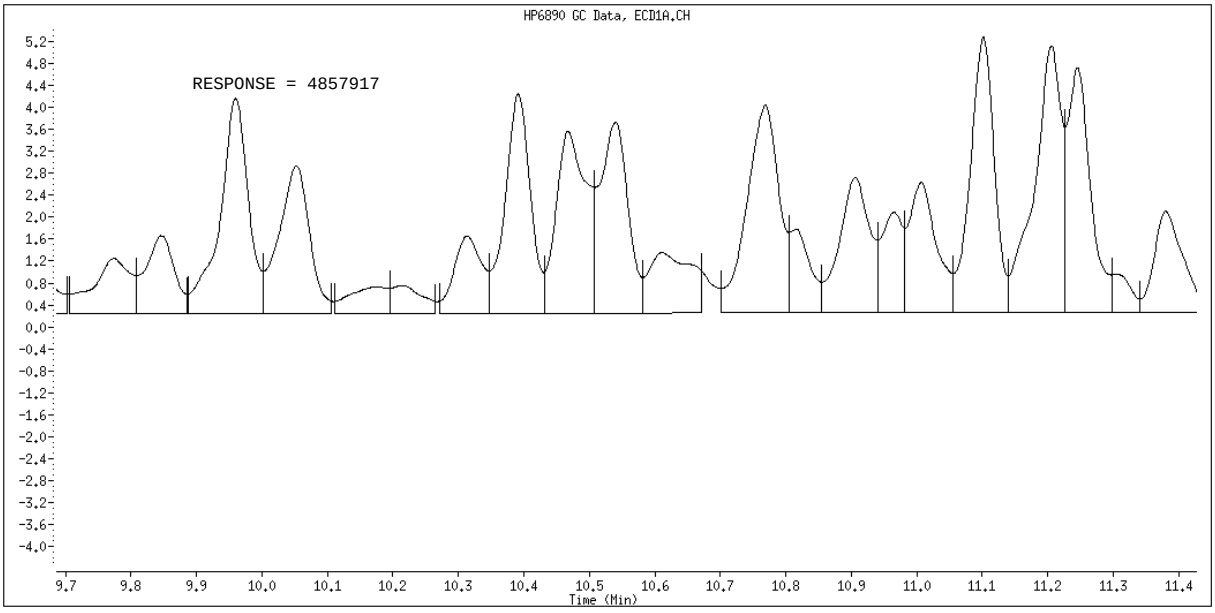

Manual Integration

Manually Integrated By: vandorenc
Manual Integration Reason: Baseline Event

TestAmerica North Canton

PESTICIDES 8081/608

Data file : \\cansvr11\dd\chem\GCS\a2hp9.i\100309IC-1.b\014F1401.D
Lab Smp Id: TOX5 G268
Inj Date : 09-MAR-2010 14:13
Operator : 093905 Inst ID: a2hp9.i
Smp Info : TOX5 G268,,1,5
Misc Info : 16-TOXAPH.SUB
Comment :
Method : \\cansvr11\dd\chem\GCS\a2hp9.i\100309IC-1.b\PEST9.m
Meth Date : 09-Mar-2010 15:00 vandorenc Quant Type: ESTD
Cal Date : 09-MAR-2010 13:48 Cal File: 013F1301.D
Als bottle: 14 Calibration Sample, Level: 5
Dil Factor: 1.00000
Integrator: Falcon Compound Sublist: 16-TOXAPH.SUB
Target Version: 4.14 Sample Matrix: None
Processing Host: CANPGCSV23

				AMOUNTS			
				CAL-AMT	ON-COL		
RT	EXP RT	DLT RT	RESPONSE	(ng)	(ng)	TARGET RANGE	RATIO
24 Toxaphene					CAS #: 8001-35-2		
9.960	9.959	0.001	9967254	5.00000	5.420	80.00- 120.00	100.00
10.390	10.390	0.000	10024775	5.00000	5.437	114.04- 154.04	100.58
10.538	10.540	-0.002	8778592	5.00000	5.435	115.64- 155.64	88.07
11.101	11.101	0.000	12561150	5.00000	5.343	52.78- 92.78	126.02
11.205	11.205	0.000	12219841	5.00000	5.466	69.36- 109.36	122.60
		Average of Peak Amounts =			5.42020		

Data File: \\cansvr11\dd\chem\GCS\a2hp9.i\100309IC-1.b\014F1401.D

Date : 09-MAR-2010 14:13

Client ID:

Instrument: a2hp9.i

Sample Info: TOX5 G268,,1,5

Operator: 093905

Column phase: clp pesticides I

Column diameter: 0.53

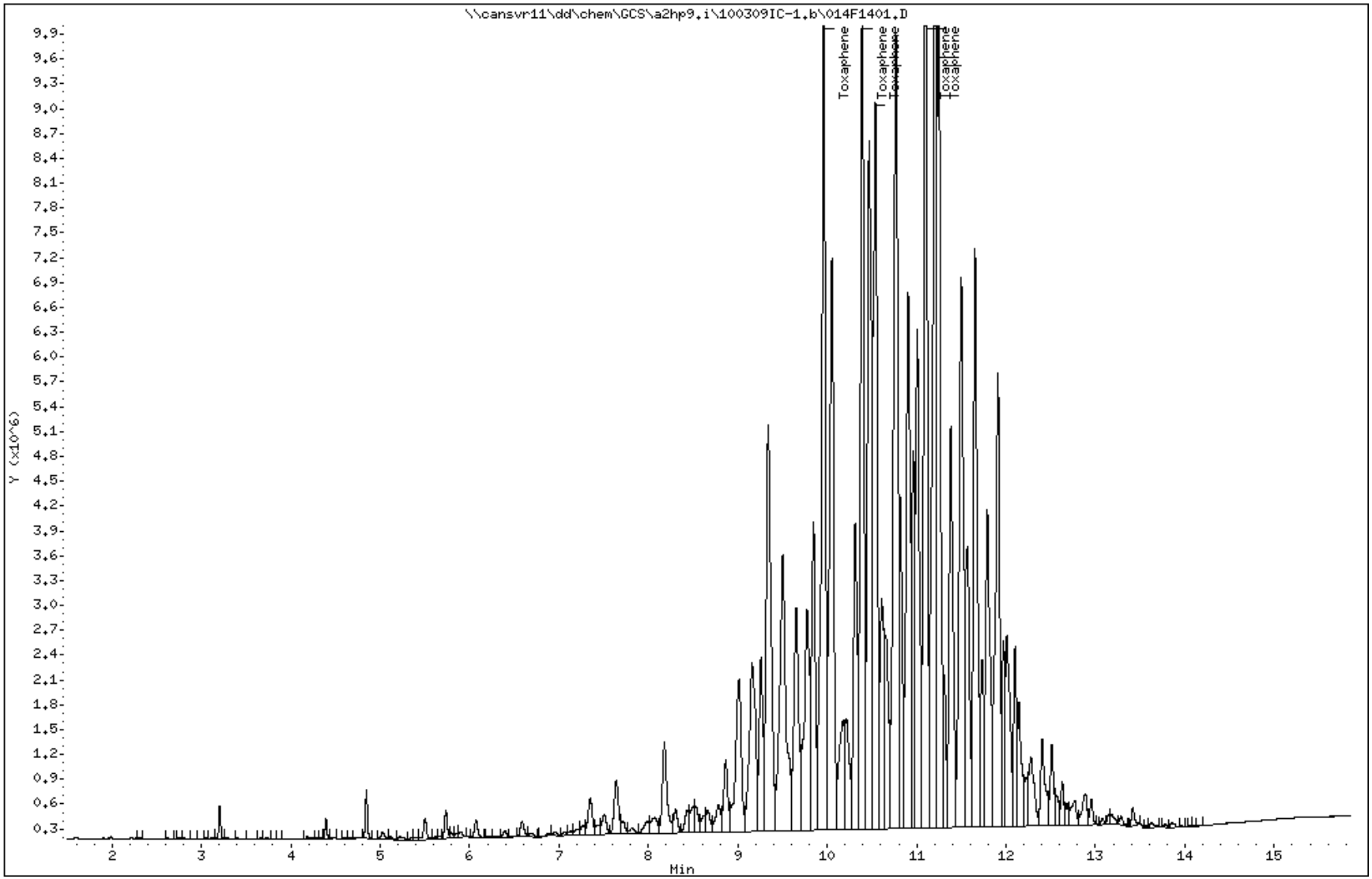

COMPOUNDS and EXP. RT REPORT

Operator: 093905 Date Acquired: 09-MAR-2010 14:13
Data File: //cansvr11/dd/chem/GCS/a2hp9.i/100309IC-1.b/014F1401.D
Lab Sample ID: TOX5 G268
Misc. Info: 16-TOXAPH.SUB
Instrument: a2hp9.i
Method: \\cansvr11\dd\chem\GCS\a2hp9.i\100309IC-1.b\PEST9.m
Dilution Factor: 1

Compound	RT	Area	Amount	Conc
24) Toxaphene	9.960	30979644	5.420	5.420

TestAmerica North Canton

PESTICIDES 8081/608

Data file : \\cansvr11\dd\chem\GCS\a2hp9.i\100309IC-1.b\100309IC-1.b\003F0301.D
Lab Smp Id: AB1 G250
Inj Date : 09-MAR-2010 09:45
Operator : 093905 Inst ID: a2hp9.i
Smp Info : AB1 G250,,1,1
Misc Info : 1-AB.SUB
Comment :
Method : \\cansvr11\dd\chem\GCS\a2hp9.i\100309IC-1.b\PEST9.m\PEST9r.m
Meth Date : 09-Mar-2010 15:05 vandorenc Quant Type: ESTD
Cal Date : 09-MAR-2010 09:45 Cal File: 003F0301.D
Als bottle: 3 Calibration Sample, Level: 1
Dil Factor: 1.00000
Integrator: Falcon Compound Sublist: 1-AB.SUB
Target Version: 4.14 Sample Matrix: None
Processing Host: CANPGCSV23

				AMOUNTS			
				CAL-AMT	ON-COL		
RT	EXP RT	DLT RT	RESPONSE	(ng)	(ng)	TARGET RANGE	RATIO
$ 1 Tetrachloro-m-xylene						CAS #: 877-09-8	
4.375	4.375	0.000	213917	0.00500	0.004817		
4 alpha-BHC						CAS #: 319-84-6	
5.296	5.296	0.000	418571	0.00500	0.004700		
5 gamma-BHC (Lindane)						CAS #: 58-89-9	
5.951	5.951	0.000	391870	0.00500	0.004712		
6 beta-BHC						CAS #: 319-85-7	
6.158	6.158	0.000	199424	0.00500	0.004916		
7 delta-BHC						CAS #: 319-86-8	
6.816	6.816	0.000	355015	0.00500	0.004626		
8 Heptachlor						CAS #: 76-44-8	
6.934	6.934	0.000	378766	0.00500	0.004642		
10 Aldrin						CAS #: 309-00-2	
7.759	7.759	0.000	125699	0.00500	0.004782		
12 Heptachlor epoxide						CAS #: 1024-57-3	
9.104	9.104	0.000	357768	0.00500	0.004815		
13 gamma-Chlordane						CAS #: 5103-74-2	
9.489	9.489	0.000	345090	0.00500	0.004795		
14 alpha-Chlordane						CAS #: 5103-71-9	
9.775	9.775	0.000	348153	0.00500	0.004825		

```
   15 Endosulfan I                                CAS #: 959-98-8
9.838    9.838    0.000          327976 0.00500  0.004837
--------------------------------------------------------------------------------
```

				AMOUNTS CAL-AMT (ng)	ON-COL (ng)	TARGET RANGE	RATIO
	16 4,4'-DDE					CAS #: 72-55-9	
10.181	10.181	0.000	120633	0.00500	0.004640		
	17 Dieldrin					CAS #: 60-57-1	
10.337	10.337	0.000	324877	0.00500	0.004813		
	18 Endrin					CAS #: 72-20-8	
10.838	10.838	0.000	271636	0.00500	0.004680		
	21 4,4'-DDD					CAS #: 72-54-8	
11.154	11.154	0.000	93983	0.00500	0.004574		
	22 Endosulfan II					CAS #: 33213-65-9	
11.197	11.197	0.000	133739	0.00500	0.004802		
	24 4,4'-DDT					CAS #: 50-29-3	
11.636	11.636	0.000	102209	0.00500	0.004531		
	25 Endrin aldehyde					CAS #: 7421-93-4	
11.745	11.745	0.000	228356	0.00500	0.004826		
	26 Endosulfan sulfate					CAS #: 1031-07-8	
12.167	12.167	0.000	117602	0.00500	0.004718		
	27 Methoxychlor					CAS #: 72-43-5	
12.686	12.686	0.000	116286	0.00500	0.004745		
	29 Endrin ketone					CAS #: 53494-70-5	
12.903	12.903	0.000	320441	0.00500	0.004919		
$	30 Decachlorobiphenyl					CAS #: 2051-24-3	
14.656	14.656	0.000	293241	0.00500	0.004841		

Data File: \\cansvr11\dd\chem\GCS\a2hp9.i\100309IC-1.b\100309IC-1.b\003F0301.D

Date : 09-MAR-2010 09:45

Client ID:

Instrument: a2hp9.i

Sample Info: AB1 G250,,1,1

Operator: 093905

Column phase: clp pesticides II

Column diameter: 0.53

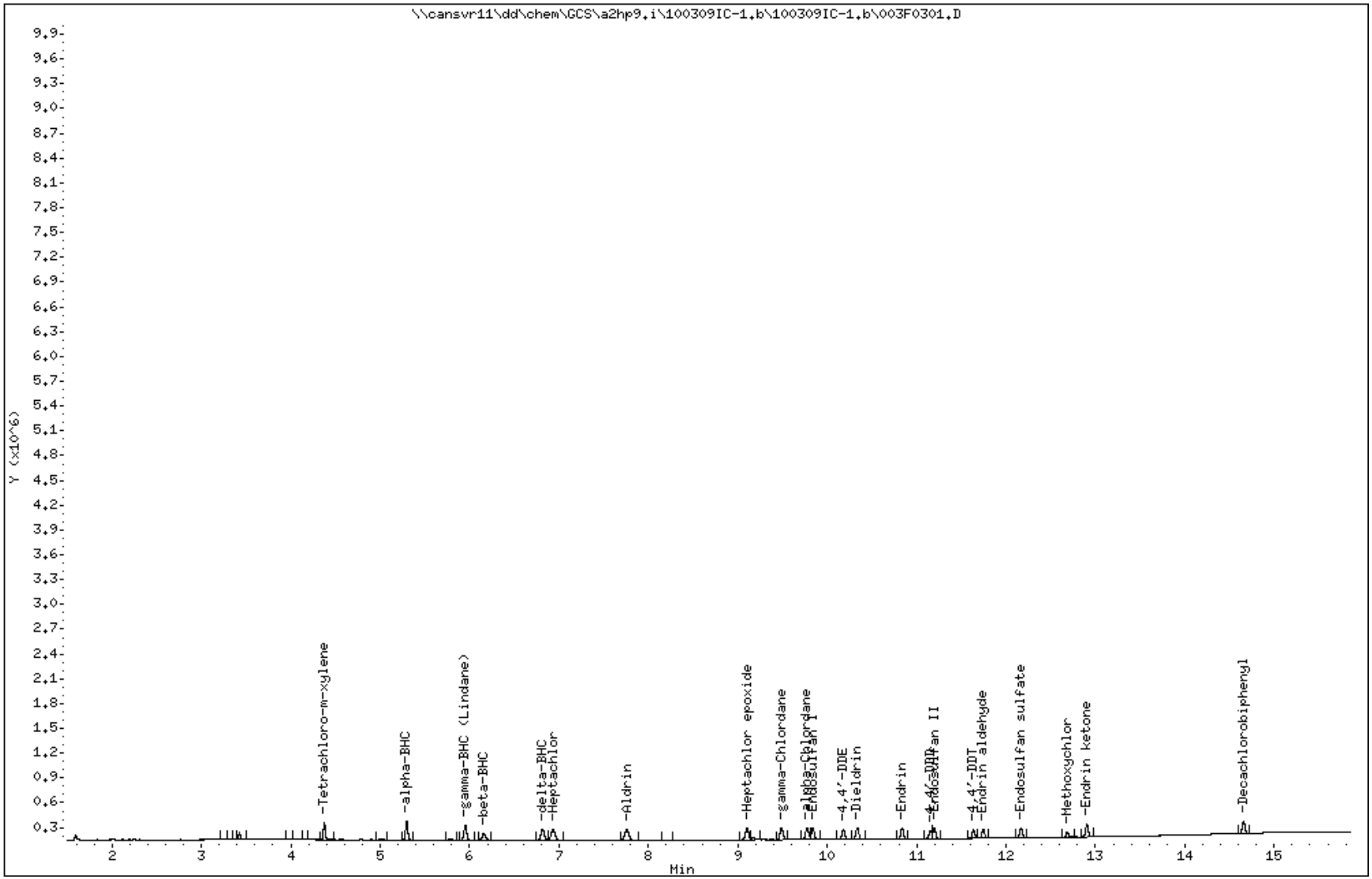

COMPOUNDS and EXP. RT REPORT

Operator: 093905 Date Acquired: 09-MAR-2010 09:45
Data File: //cansvr11/dd/chem/GCS/a2hp9.i/100309IC-1.b/100309IC-1.b/003F0301.D
Lab Sample ID: AB1 G250
Misc. Info: 1-AB.SUB
Instrument: a2hp9.i
Method: \\cansvr11\dd\chem\GCS\a2hp9.i\100309IC-1.b\PEST9.m\PEST9r.m
Dilution Factor: 1

Compound	RT	Area	Amount	Conc
1) Tetrachloro-m-xylene	4.375	318052	0.005	0.005
4) alpha-BHC	5.296	418571	0.005	0.005
5) gamma-BHC (Lindane)	5.952	391870	0.005	0.005
6) beta-BHC	6.159	199424	0.005	0.005
7) delta-BHC	6.816	355015	0.005	0.005
8) Heptachlor	6.934	378766	0.005	0.005
10) Aldrin	7.759	395722	0.005	0.005
12) Heptachlor epoxide	9.104	357768	0.005	0.005
13) gamma-Chlordane	9.489	345090	0.005	0.005
14) alpha-Chlordane	9.775	348153	0.005	0.005
15) Endosulfan I	9.839	327976	0.005	0.005
16) 4,4'-DDE	10.181	284510	0.005	0.005
17) Dieldrin	10.338	324877	0.005	0.005
18) Endrin	10.839	271636	0.005	0.005
21) 4,4'-DDD	11.154	190590	0.005	0.005
22) Endosulfan II	11.198	293615	0.005	0.005
24) 4,4'-DDT	11.637	209165	0.005	0.005
25) Endrin aldehyde	11.745	228356	0.005	0.005
26) Endosulfan sulfate	12.168	242765	0.005	0.005
27) Methoxychlor	12.686	116286	0.005	0.005
29) Endrin ketone	12.904	320441	0.005	0.005
30) Decachlorobiphenyl	14.656	293241	0.005	0.005

TestAmerica North Canton

PESTICIDES 8081/608

Data file : \\cansvr11\dd\chem\GCS\a2hp9.i\100309IC-1.b\100309IC-1.b\004F0401.D
Lab Smp Id: AB2 G251
Inj Date : 09-MAR-2010 10:09
Operator : 093905 Inst ID: a2hp9.i
Smp Info : AB2 G251,,1,2
Misc Info : 1-AB.SUB
Comment :
Method : \\cansvr11\dd\chem\GCS\a2hp9.i\100309IC-1.b\PEST9.m\PEST9r.m
Meth Date : 09-Mar-2010 15:07 vandorenc Quant Type: ESTD
Cal Date : 09-MAR-2010 10:09 Cal File: 004F0401.D
Als bottle: 4 Calibration Sample, Level: 2
Dil Factor: 1.00000
Integrator: Falcon Compound Sublist: 1-AB.SUB
Target Version: 4.14 Sample Matrix: None
Processing Host: CANPGCSV23

				AMOUNTS			
				CAL-AMT	ON-COL		
RT	EXP RT	DLT RT	RESPONSE	(ng)	(ng)	TARGET RANGE	RATIO
$ 1 Tetrachloro-m-xylene						CAS #: 877-09-8	
4.374	4.374	0.000	460323	0.01000	0.009724		
4 alpha-BHC						CAS #: 319-84-6	
5.295	5.295	0.000	944021	0.01000	0.009003		
5 gamma-BHC (Lindane)						CAS #: 58-89-9	
5.951	5.951	0.000	879413	0.01000	0.009262		
6 beta-BHC						CAS #: 319-85-7	
6.158	6.158	0.000	412464	0.01000	0.01008		
7 delta-BHC						CAS #: 319-86-8	
6.815	6.815	0.000	824841	0.01000	0.008994		
8 Heptachlor						CAS #: 76-44-8	
6.933	6.933	0.000	874204	0.01000	0.009799		
10 Aldrin						CAS #: 309-00-2	
7.758	7.758	0.000	274284	0.01000	0.009259		
12 Heptachlor epoxide						CAS #: 1024-57-3	
9.103	9.103	0.000	770563	0.01000	0.009732		
13 gamma-Chlordane						CAS #: 5103-74-2	
9.488	9.488	0.000	749196	0.01000	0.009533		
14 alpha-Chlordane						CAS #: 5103-71-9	
9.774	9.774	0.000	746900	0.01000	0.009671		

```
   15 Endosulfan I                                CAS #: 959-98-8
9.839    9.839    0.000          700034 0.01000  0.009700
--------------------------------------------------------------------------------
```

				AMOUNTS			
				CAL-AMT	ON-COL		
RT	EXP RT	DLT RT	RESPONSE	(ng)	(ng)	TARGET RANGE	RATIO
16 4,4'-DDE					CAS #: 72-55-9		
10.179	10.179	0.000	278719	0.01000	0.009189		
17 Dieldrin					CAS #: 60-57-1		
10.336	10.336	0.000	700276	0.01000	0.009303		
18 Endrin					CAS #: 72-20-8		
10.837	10.837	0.000	617602	0.01000	0.009431		
21 4,4'-DDD					CAS #: 72-54-8		
11.153	11.153	0.000	222980	0.01000	0.009153		
22 Endosulfan II					CAS #: 33213-65-9		
11.197	11.197	0.000	289479	0.01000	0.009508		
24 4,4'-DDT					CAS #: 50-29-3		
11.634	11.634	0.000	246742	0.01000	0.009402		
25 Endrin aldehyde					CAS #: 7421-93-4		
11.743	11.743	0.000	489676	0.01000	0.009806		
26 Endosulfan sulfate					CAS #: 1031-07-8		
12.165	12.165	0.000	263308	0.01000	0.009618		
27 Methoxychlor					CAS #: 72-43-5		
12.684	12.684	0.000	257566	0.01000	0.009964		
29 Endrin ketone					CAS #: 53494-70-5		
12.903	12.903	0.000	662074	0.01000	0.009860		
$ 30 Decachlorobiphenyl					CAS #: 2051-24-3		
14.655	14.655	0.000	625006	0.01000	0.01050		

Data File: \\cansvr11\dd\chem\GCS\a2hp9.i\100309IC-1.b\100309IC-1.b\004F0401.D

Date : 09-MAR-2010 10:09

Client ID:

Instrument: a2hp9.i

Sample Info: AB2 G251,,1,2

Operator: 093905

Column phase: clp pesticides II

Column diameter: 0.53

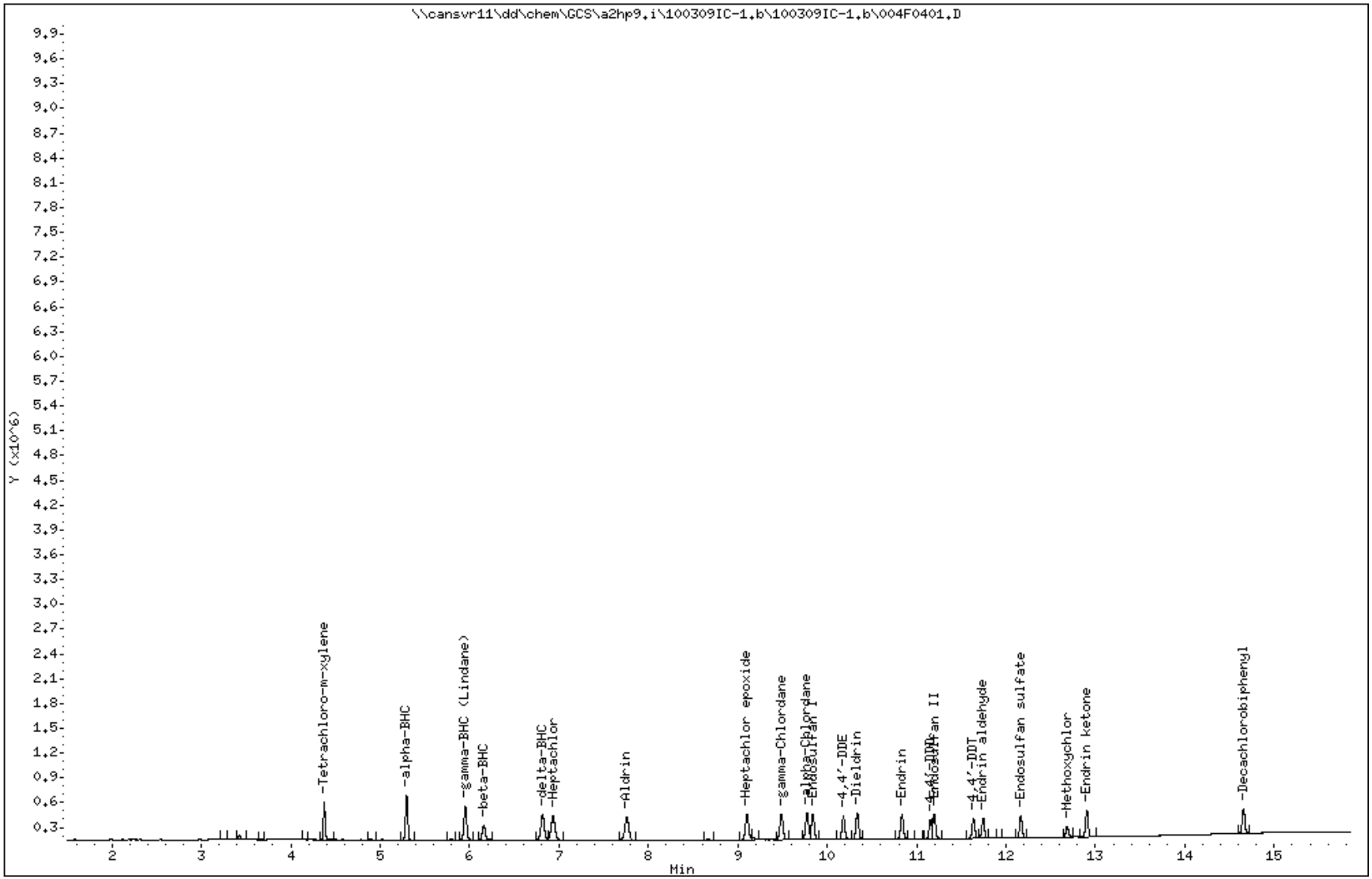

COMPOUNDS and EXP. RT REPORT

Operator: 093905 Date Acquired: 09-MAR-2010 10:09
Data File: //cansvr11/dd/chem/GCS/a2hp9.i/100309IC-1.b/100309IC-1.b/004F0401.D
Lab Sample ID: AB2 G251
Misc. Info: 1-AB.SUB
Instrument: a2hp9.i
Method: \\cansvr11\dd\chem\GCS\a2hp9.i\100309IC-1.b\PEST9.m\PEST9r.m
Dilution Factor: 1

Compound	RT	Area	Amount	Conc
1) Tetrachloro-m-xylene	4.375	642141	0.010	0.010
4) alpha-BHC	5.296	944021	0.009	0.009
5) gamma-BHC (Lindane)	5.952	879413	0.009	0.009
6) beta-BHC	6.158	412464	0.010	0.010
7) delta-BHC	6.816	824841	0.009	0.009
8) Heptachlor	6.933	874204	0.010	0.010
10) Aldrin	7.758	836911	0.009	0.009
12) Heptachlor epoxide	9.103	770563	0.010	0.010
13) gamma-Chlordane	9.488	749196	0.010	0.010
14) alpha-Chlordane	9.774	746900	0.010	0.010
15) Endosulfan I	9.839	700034	0.010	0.010
16) 4,4'-DDE	10.180	645851	0.009	0.009
17) Dieldrin	10.337	700276	0.009	0.009
18) Endrin	10.837	617602	0.009	0.009
21) 4,4'-DDD	11.153	446843	0.009	0.009
22) Endosulfan II	11.197	636674	0.010	0.010
24) 4,4'-DDT	11.635	499719	0.009	0.009
25) Endrin aldehyde	11.743	489676	0.010	0.010
26) Endosulfan sulfate	12.166	531489	0.010	0.010
27) Methoxychlor	12.684	257566	0.010	0.010
29) Endrin ketone	12.903	662074	0.010	0.010
30) Decachlorobiphenyl	14.656	625006	0.011	0.011

TestAmerica North Canton

PESTICIDES 8081/608

Data file : \\cansvr11\dd\chem\GCS\a2hp9.i\100309IC-1.b\100309IC-1.b\005F0501.D
Lab Smp Id: AB3 G252
Inj Date : 09-MAR-2010 10:33
Operator : 093905 Inst ID: a2hp9.i
Smp Info : AB3 G252,,1,3
Misc Info : 1-AB.SUB
Comment :
Method : \\cansvr11\dd\chem\GCS\a2hp9.i\100309IC-1.b\PEST9.m\PEST9r.m
Meth Date : 09-Mar-2010 15:05 vandorenc Quant Type: ESTD
Cal Date : 09-MAR-2010 10:33 Cal File: 005F0501.D
Als bottle: 5 Calibration Sample, Level: 3
Dil Factor: 1.00000
Integrator: Falcon Compound Sublist: 1-AB.SUB
Target Version: 4.14 Sample Matrix: None
Processing Host: CANPGCSV23

				AMOUNTS			
				CAL-AMT	ON-COL		
RT	EXP RT	DLT RT	RESPONSE	(ng)	(ng)	TARGET RANGE	RATIO
$ 1 Tetrachloro-m-xylene						CAS #: 877-09-8	
4.374	4.374	0.000	1200647	0.02500	0.02632		
4 alpha-BHC						CAS #: 319-84-6	
5.295	5.295	0.000	2624609	0.02500	0.02781		
5 gamma-BHC (Lindane)						CAS #: 58-89-9	
5.952	5.952	0.000	2363275	0.02500	0.02718		
6 beta-BHC						CAS #: 319-85-7	
6.157	6.157	0.000	1046131	0.02500	0.02552		
7 delta-BHC						CAS #: 319-86-8	
6.815	6.815	0.000	2272381	0.02500	0.02790		
8 Heptachlor						CAS #: 76-44-8	
6.932	6.932	0.000	2260382	0.02500	0.02674		
10 Aldrin						CAS #: 309-00-2	
7.757	7.757	0.000	741636	0.02500	0.02706		
12 Heptachlor epoxide						CAS #: 1024-57-3	
9.102	9.102	0.000	1983766	0.02500	0.02611		
13 gamma-Chlordane						CAS #: 5103-74-2	
9.488	9.488	0.000	1945506	0.02500	0.02632		
14 alpha-Chlordane						CAS #: 5103-71-9	
9.774	9.774	0.000	1921410	0.02500	0.02606		

```
   15 Endosulfan I                                CAS #: 959-98-8
9.838    9.838    0.000         1807844 0.02500  0.02608
---------------------------------------------------------------------------
```

RT	EXP RT	DLT RT	RESPONSE	AMOUNTS CAL-AMT (ng)	ON-COL (ng)	TARGET RANGE	RATIO
16 4,4'-DDE						CAS #: 72-55-9	
10.181	10.181	0.000	763418	0.02500	0.02775		
17 Dieldrin						CAS #: 60-57-1	
10.337	10.337	0.000	1887242	0.02500	0.02690		
18 Endrin						CAS #: 72-20-8	
10.837	10.837	0.000	1655378	0.02500	0.02724		
21 4,4'-DDD						CAS #: 72-54-8	
11.154	11.154	0.000	619173	0.02500	0.02820		
22 Endosulfan II						CAS #: 33213-65-9	
11.197	11.197	0.000	768526	0.02500	0.02667		
24 4,4'-DDT						CAS #: 50-29-3	
11.636	11.636	0.000	662902	0.02500	0.02776		
25 Endrin aldehyde						CAS #: 7421-93-4	
11.743	11.743	0.000	1273768	0.02500	0.02625		
26 Endosulfan sulfate						CAS #: 1031-07-8	
12.166	12.166	0.000	691237	0.02500	0.02676		
27 Methoxychlor						CAS #: 72-43-5	
12.684	12.684	0.000	686765	0.02500	0.02694		
29 Endrin ketone						CAS #: 53494-70-5	
12.903	12.903	0.000	1718272	0.02500	0.02590		
$ 30 Decachlorobiphenyl						CAS #: 2051-24-3	
14.656	14.656	0.000	1559642	0.02500	0.02549		

Data File: \\cansvr11\dd\chem\GCS\a2hp9.i\100309IC-1.b\100309IC-1.b\005F0501.D

Page 1

Date : 09-MAR-2010 10:33

Client ID:

Instrument: a2hp9.i

Sample Info: AB3 G252,,1,3

Operator: 093905

Column phase: clp pesticides II

Column diameter: 0.53

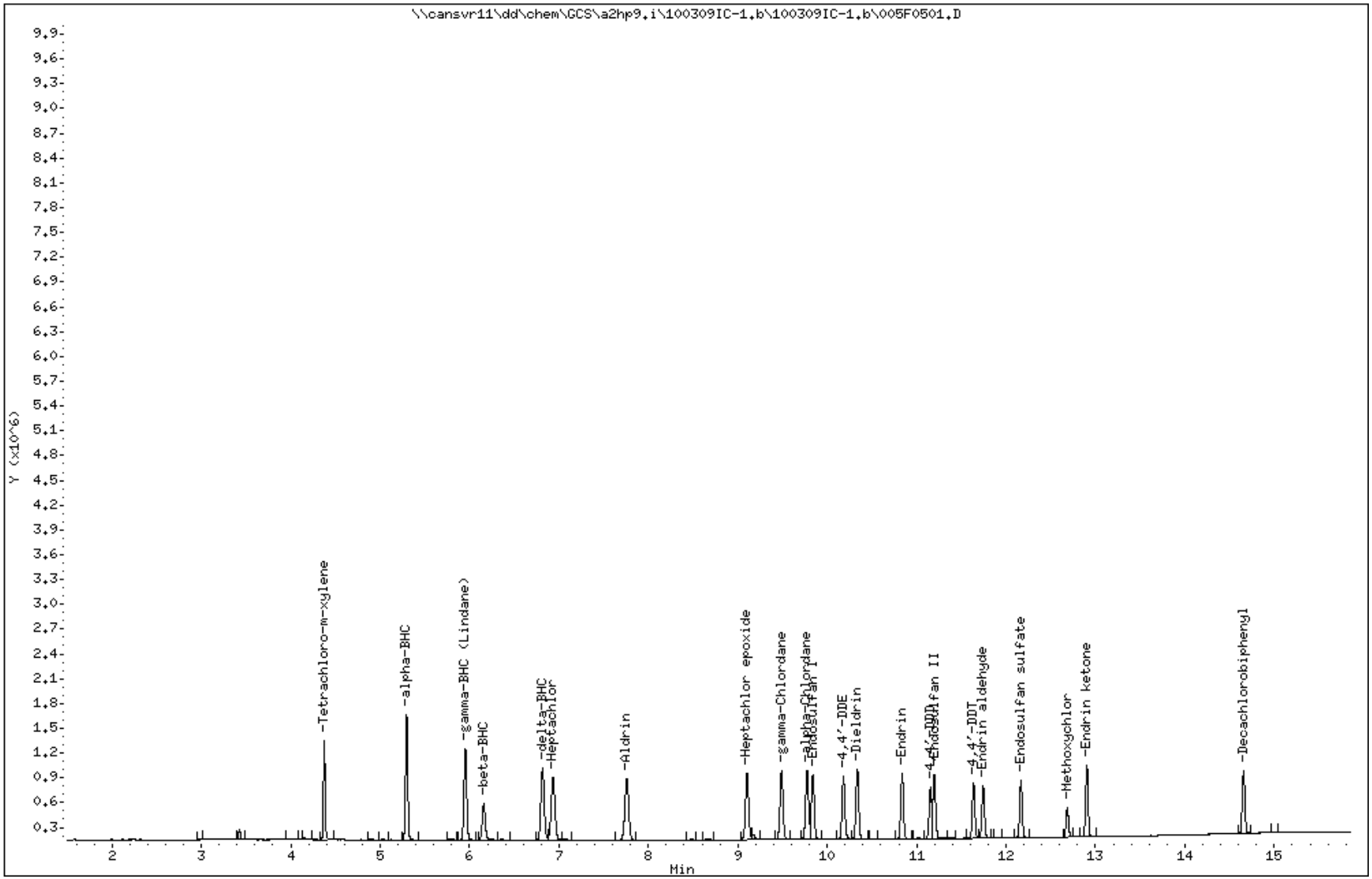

COMPOUNDS and EXP. RT REPORT

Operator: 093905 Date Acquired: 09-MAR-2010 10:33
Data File: //cansvr11/dd/chem/GCS/a2hp9.i/100309IC-1.b/100309IC-1.b/005F0501.D
Lab Sample ID: AB3 G252
Misc. Info: 1-AB.SUB
Instrument: a2hp9.i
Method: \\cansvr11\dd\chem\GCS\a2hp9.i\100309IC-1.b\PEST9.m\PEST9r.m
Dilution Factor: 1

Compound	RT	Area	Amount	Conc
1) Tetrachloro-m-xylene	4.375	1633289	0.026	0.026
4) alpha-BHC	5.295	2624609	0.028	0.028
5) gamma-BHC (Lindane)	5.953	2363275	0.027	0.027
6) beta-BHC	6.158	1046131	0.026	0.026
7) delta-BHC	6.815	2272381	0.028	0.028
8) Heptachlor	6.933	2260382	0.027	0.027
10) Aldrin	7.757	2208757	0.027	0.027
12) Heptachlor epoxide	9.103	1983766	0.026	0.026
13) gamma-Chlordane	9.489	1945506	0.026	0.026
14) alpha-Chlordane	9.775	1921410	0.026	0.026
15) Endosulfan I	9.839	1807844	0.026	0.026
16) 4,4'-DDE	10.181	1718048	0.028	0.028
17) Dieldrin	10.337	1887242	0.027	0.027
18) Endrin	10.838	1655378	0.027	0.027
21) 4,4'-DDD	11.155	1223401	0.028	0.028
22) Endosulfan II	11.198	1660669	0.027	0.027
24) 4,4'-DDT	11.636	1329190	0.028	0.028
25) Endrin aldehyde	11.744	1273768	0.026	0.026
26) Endosulfan sulfate	12.166	1401766	0.027	0.027
27) Methoxychlor	12.685	686765	0.027	0.027
29) Endrin ketone	12.904	1718272	0.026	0.026
30) Decachlorobiphenyl	14.656	1559642	0.025	0.025

TestAmerica North Canton

PESTICIDES 8081/608

Data file : \\cansvr11\dd\chem\GCS\a2hp9.i\100309IC-1.b\100309IC-1.b\006F0601.D
Lab Smp Id: AB4 G253
Inj Date : 09-MAR-2010 10:57
Operator : 093905 Inst ID: a2hp9.i
Smp Info : AB4 G253,,1,4
Misc Info : 1-AB.SUB
Comment :
Method : \\cansvr11\dd\chem\GCS\a2hp9.i\100309IC-1.b\PEST9.m\PEST9r.m
Meth Date : 09-Mar-2010 15:05 vandorenc Quant Type: ESTD
Cal Date : 09-MAR-2010 10:57 Cal File: 006F0601.D
Als bottle: 6 Calibration Sample, Level: 4
Dil Factor: 1.00000
Integrator: Falcon Compound Sublist: 1-AB.SUB
Target Version: 4.14 Sample Matrix: None
Processing Host: CANPGCSV23

				AMOUNTS			
				CAL-AMT	ON-COL		
RT	EXP RT	DLT RT	RESPONSE	(ng)	(ng)	TARGET RANGE	RATIO
$ 1 Tetrachloro-m-xylene						CAS #: 877-09-8	
4.374	4.374	0.000	2365427	0.05000	0.05138		
4 alpha-BHC						CAS #: 319-84-6	
5.295	5.295	0.000	5427184	0.05000	0.05543		
5 gamma-BHC (Lindane)						CAS #: 58-89-9	
5.951	5.951	0.000	4868024	0.05000	0.05436		
6 beta-BHC						CAS #: 319-85-7	
6.157	6.157	0.000	2008864	0.05000	0.04925		
7 delta-BHC						CAS #: 319-86-8	
6.814	6.814	0.000	4770936	0.05000	0.05616		
8 Heptachlor						CAS #: 76-44-8	
6.931	6.931	0.000	4501454	0.05000	0.05240		
10 Aldrin						CAS #: 309-00-2	
7.757	7.757	0.000	1515620	0.05000	0.05387		
12 Heptachlor epoxide						CAS #: 1024-57-3	
9.103	9.103	0.000	4011720	0.05000	0.05207		
13 gamma-Chlordane						CAS #: 5103-74-2	
9.487	9.487	0.000	3988056	0.05000	0.05291		
14 alpha-Chlordane						CAS #: 5103-71-9	
9.774	9.774	0.000	3878081	0.05000	0.05193		

```
   15 Endosulfan I                                CAS #: 959-98-8
9.838    9.838    0.000         3664495 0.05000  0.05213
---------------------------------------------------------------------------
```

				AMOUNTS			
				CAL-AMT	ON-COL		
RT	EXP RT	DLT RT	RESPONSE	(ng)	(ng)	TARGET RANGE	RATIO
16 4,4'-DDE					CAS #: 72-55-9		
10.180	10.180	0.000	1590024	0.05000	0.05563		
17 Dieldrin					CAS #: 60-57-1		
10.336	10.336	0.000	3920254	0.05000	0.05428		
18 Endrin					CAS #: 72-20-8		
10.836	10.836	0.000	3407745	0.05000	0.05442		
21 4,4'-DDD					CAS #: 72-54-8		
11.152	11.152	0.000	1294164	0.05000	0.05642		
22 Endosulfan II					CAS #: 33213-65-9		
11.196	11.196	0.000	1598792	0.05000	0.05401		
24 4,4'-DDT					CAS #: 50-29-3		
11.635	11.635	0.000	1388254	0.05000	0.05587		
25 Endrin aldehyde					CAS #: 7421-93-4		
11.743	11.743	0.000	2596437	0.05000	0.05258		
26 Endosulfan sulfate					CAS #: 1031-07-8		
12.165	12.165	0.000	1426630	0.05000	0.05382		
27 Methoxychlor					CAS #: 72-43-5		
12.684	12.684	0.000	1345889	0.05000	0.05206		
29 Endrin ketone					CAS #: 53494-70-5		
12.904	12.904	0.000	3418028	0.05000	0.05113		
$ 30 Decachlorobiphenyl					CAS #: 2051-24-3		
14.655	14.655	0.000	3046402	0.05000	0.04985		

Data File: \\cansvr11\dd\chem\GCS\a2hp9.i\100309IC-1.b\100309IC-1.b\006F0601.D

Page 1

Date : 09-MAR-2010 10:57

Client ID:

Instrument: a2hp9.i

Sample Info: AB4 G253,,1,4

Operator: 093905

Column phase: clp pesticides II

Column diameter: 0.53

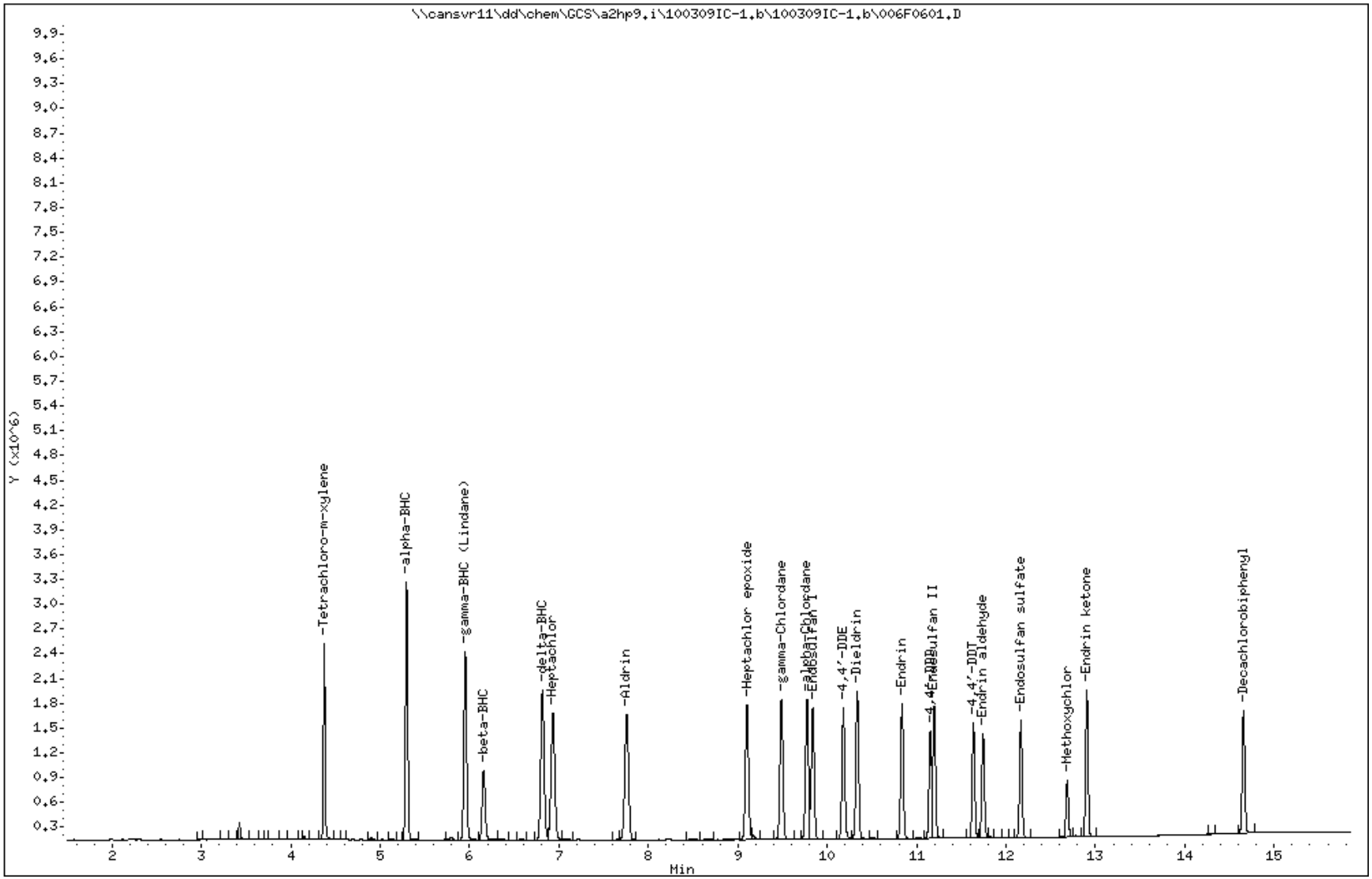

COMPOUNDS and EXP. RT REPORT

Operator: 093905 Date Acquired: 09-MAR-2010 10:57
Data File: //cansvr11/dd/chem/GCS/a2hp9.i/100309IC-1.b/100309IC-1.b/006F0601.D
Lab Sample ID: AB4 G253
Misc. Info: 1-AB.SUB
Instrument: a2hp9.i
Method: \\cansvr11\dd\chem\GCS\a2hp9.i\100309IC-1.b\PEST9.m\PEST9r.m
Dilution Factor: 1

Compound	RT	Area	Amount	Conc
1) Tetrachloro-m-xylene	4.374	3209936	0.051	0.051
4) alpha-BHC	5.295	5427184	0.055	0.055
5) gamma-BHC (Lindane)	5.952	4868024	0.054	0.054
6) beta-BHC	6.158	2008864	0.049	0.049
7) delta-BHC	6.814	4770936	0.056	0.056
8) Heptachlor	6.932	4501454	0.052	0.052
10) Aldrin	7.758	4499209	0.054	0.054
12) Heptachlor epoxide	9.103	4011720	0.052	0.052
13) gamma-Chlordane	9.488	3988056	0.053	0.053
14) alpha-Chlordane	9.774	3878081	0.052	0.052
15) Endosulfan I	9.838	3664495	0.052	0.052
16) 4,4'-DDE	10.180	3532572	0.056	0.056
17) Dieldrin	10.337	3920254	0.054	0.054
18) Endrin	10.837	3407745	0.054	0.054
21) 4,4'-DDD	11.153	2560577	0.056	0.056
22) Endosulfan II	11.197	3346652	0.054	0.054
24) 4,4'-DDT	11.635	2758711	0.056	0.056
25) Endrin aldehyde	11.743	2596437	0.053	0.053
26) Endosulfan sulfate	12.166	2835537	0.054	0.054
27) Methoxychlor	12.684	1345889	0.052	0.052
29) Endrin ketone	12.904	3418028	0.051	0.051
30) Decachlorobiphenyl	14.656	3046402	0.050	0.050

TestAmerica North Canton

PESTICIDES 8081/608

Data file : \\cansvr11\dd\chem\GCS\a2hp9.i\100309IC-1.b\100309IC-1.b\007F0701.D
Lab Smp Id: AB5 G254
Inj Date : 09-MAR-2010 11:20
Operator : 093905 Inst ID: a2hp9.i
Smp Info : AB5 G254,,1,5
Misc Info : 1-AB.SUB
Comment :
Method : \\cansvr11\dd\chem\GCS\a2hp9.i\100309IC-1.b\PEST9.m\PEST9r.m
Meth Date : 09-Mar-2010 15:05 vandorenc Quant Type: ESTD
Cal Date : 09-MAR-2010 11:20 Cal File: 007F0701.D
Als bottle: 7 Calibration Sample, Level: 5
Dil Factor: 1.00000
Integrator: Falcon Compound Sublist: 1-AB.SUB
Target Version: 4.14 Sample Matrix: None
Processing Host: CANPGCSV23

				AMOUNTS			
				CAL-AMT	ON-COL		
RT	EXP RT	DLT RT	RESPONSE	(ng)	(ng)	TARGET RANGE	RATIO
$ 1 Tetrachloro-m-xylene						CAS #: 877-09-8	
4.374	4.374	0.000	4959791	0.10000	0.1061		
4 alpha-BHC						CAS #: 319-84-6	
5.295	5.295	0.000	11659030	0.10000	0.1147		
5 gamma-BHC (Lindane)						CAS #: 58-89-9	
5.952	5.952	0.000	10357299	0.10000	0.1121		
6 beta-BHC						CAS #: 319-85-7	
6.157	6.157	0.000	4060326	0.10000	0.09964		
7 delta-BHC						CAS #: 319-86-8	
6.814	6.814	0.000	10177094	0.10000	0.1152		
8 Heptachlor						CAS #: 76-44-8	
6.931	6.931	0.000	9426914	0.10000	0.1076		
10 Aldrin						CAS #: 309-00-2	
7.757	7.757	0.000	3197731	0.10000	0.1106		
12 Heptachlor epoxide						CAS #: 1024-57-3	
9.103	9.103	0.000	8220822	0.10000	0.1053		
13 gamma-Chlordane						CAS #: 5103-74-2	
9.487	9.487	0.000	8268429	0.10000	0.1076		
14 alpha-Chlordane						CAS #: 5103-71-9	
9.773	9.773	0.000	8044082	0.10000	0.1061		

```
   15 Endosulfan I                                CAS #: 959-98-8
9.838    9.838    0.000         7436774 0.10000   0.1046
--------------------------------------------------------------------------------
```

				AMOUNTS			
				CAL-AMT	ON-COL		
RT	EXP RT	DLT RT	RESPONSE	(ng)	(ng)	TARGET RANGE	RATIO
16 4,4'-DDE						CAS #: 72-55-9	
10.180	10.180	0.000	3258272	0.10000	0.1109		
17 Dieldrin						CAS #: 60-57-1	
10.335	10.335	0.000	7896923	0.10000	0.1073		
18 Endrin						CAS #: 72-20-8	
10.836	10.836	0.000	6881636	0.10000	0.1078		
21 4,4'-DDD						CAS #: 72-54-8	
11.152	11.152	0.000	2571140	0.10000	0.1094		
22 Endosulfan II						CAS #: 33213-65-9	
11.196	11.196	0.000	3107969	0.10000	0.1040		
24 4,4'-DDT						CAS #: 50-29-3	
11.635	11.635	0.000	2757181	0.10000	0.1086		
25 Endrin aldehyde						CAS #: 7421-93-4	
11.743	11.743	0.000	4950209	0.10000	0.1002		
26 Endosulfan sulfate						CAS #: 1031-07-8	
12.165	12.165	0.000	2789347	0.10000	0.1041		
27 Methoxychlor						CAS #: 72-43-5	
12.683	12.683	0.000	2502585	0.10000	0.09743		
29 Endrin ketone						CAS #: 53494-70-5	
12.903	12.903	0.000	6557653	0.10000	0.09847		
$ 30 Decachlorobiphenyl						CAS #: 2051-24-3	
14.655	14.655	0.000	5538508	0.10000	0.09236		

Data File: \\cansvr11\dd\chem\GCS\a2hp9.i\100309IC-1.b\100309IC-1.b\007F0701.D

Date : 09-MAR-2010 11:20

Client ID:

Instrument: a2hp9.i

Sample Info: AB5 G254,,1,5

Operator: 093905

Column phase: clp pesticides II

Column diameter: 0.53

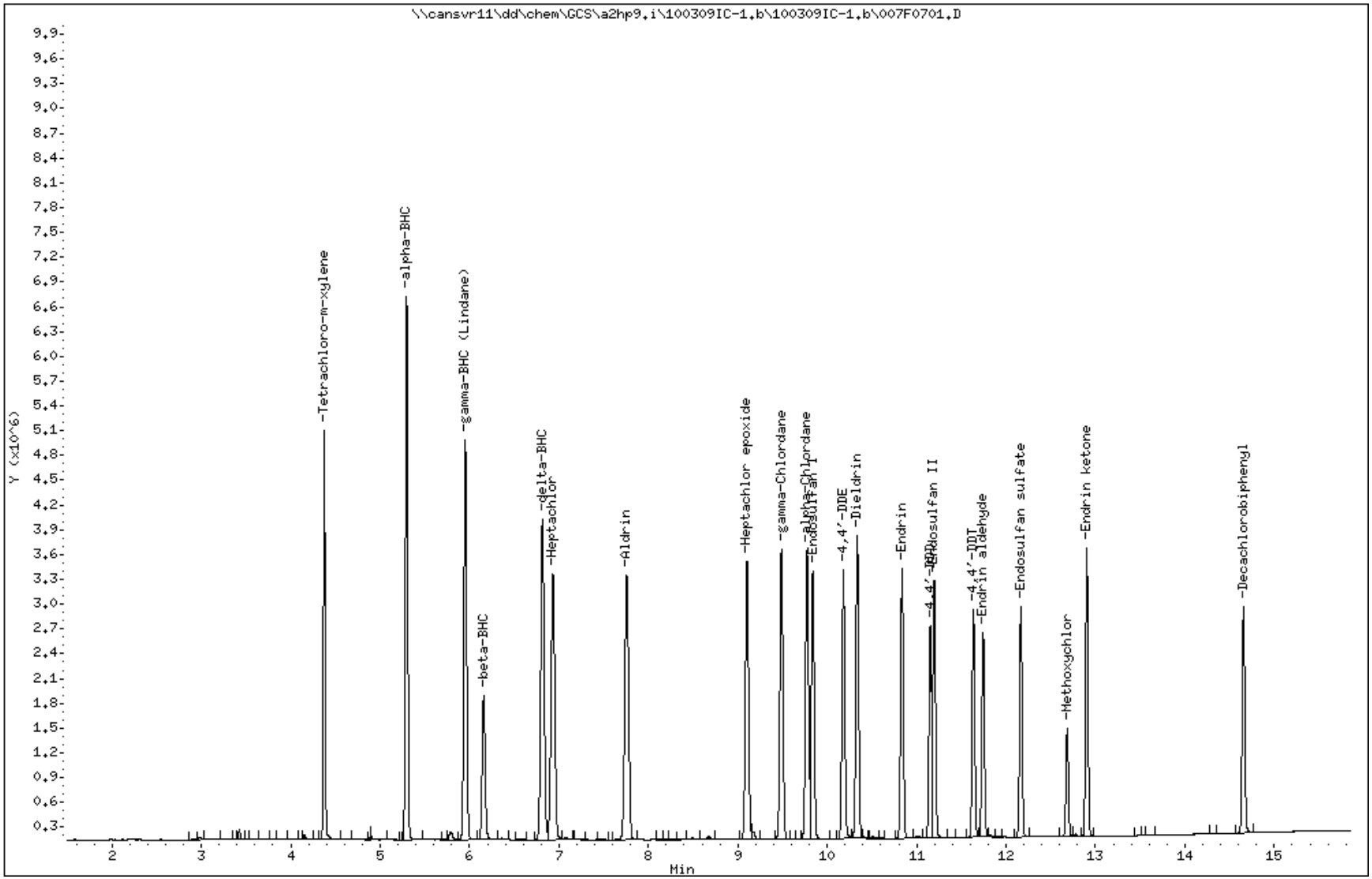

1958
North Canton

COMPOUNDS and EXP. RT REPORT

Operator: 093905 Date Acquired: 09-MAR-2010 11:20
Data File: //cansvr11/dd/chem/GCS/a2hp9.i/100309IC-1.b/100309IC-1.b/007F0701.D
Lab Sample ID: AB5 G254
Misc. Info: 1-AB.SUB
Instrument: a2hp9.i
Method: \\cansvr11\dd\chem\GCS\a2hp9.i\100309IC-1.b\PEST9.m\PEST9r.m
Dilution Factor: 1

Compound	RT	Area	Amount	Conc
1) Tetrachloro-m-xylene	4.375	6768938	0.106	0.106
4) alpha-BHC	5.296	11659030	0.115	0.115
5) gamma-BHC (Lindane)	5.952	10357299	0.112	0.112
6) beta-BHC	6.157	4060326	0.100	0.100
7) delta-BHC	6.815	10177094	0.115	0.115
8) Heptachlor	6.931	9426914	0.108	0.108
10) Aldrin	7.757	9612216	0.111	0.111
12) Heptachlor epoxide	9.103	8220822	0.105	0.105
13) gamma-Chlordane	9.487	8268429	0.108	0.108
14) alpha-Chlordane	9.773	8044082	0.106	0.106
15) Endosulfan I	9.838	7436774	0.105	0.105
16) 4,4'-DDE	10.181	7188212	0.111	0.111
17) Dieldrin	10.336	7896923	0.107	0.107
18) Endrin	10.836	6881636	0.108	0.108
21) 4,4'-DDD	11.152	5143466	0.109	0.109
22) Endosulfan II	11.196	6585876	0.104	0.104
24) 4,4'-DDT	11.636	5415319	0.109	0.109
25) Endrin aldehyde	11.743	4950209	0.100	0.100
26) Endosulfan sulfate	12.166	5496036	0.104	0.104
27) Methoxychlor	12.684	2502585	0.097	0.097
29) Endrin ketone	12.903	6557653	0.098	0.098
30) Decachlorobiphenyl	14.656	5538508	0.092	0.092

TestAmerica North Canton

PESTICIDES 8081/608

Data file : \\cansvr11\dd\chem\GCS\a2hp9.i\100309IC-1.b\100309IC-1.b\008F0801.D
Lab Smp Id: AB6 G255
Inj Date : 09-MAR-2010 11:44
Operator : 093905 Inst ID: a2hp9.i
Smp Info : AB6 G255,,1,6
Misc Info : 1-AB.SUB
Comment :
Method : \\cansvr11\dd\chem\GCS\a2hp9.i\100309IC-1.b\PEST9.m\PEST9r.m
Meth Date : 09-Mar-2010 15:05 vandorenc Quant Type: ESTD
Cal Date : 09-MAR-2010 11:44 Cal File: 008F0801.D
Als bottle: 8 Calibration Sample, Level: 6
Dil Factor: 1.00000
Integrator: Falcon Compound Sublist: 1-AB.SUB
Target Version: 4.14 Sample Matrix: None
Processing Host: CANPGCSV23

				AMOUNTS			
				CAL-AMT	ON-COL		
RT	EXP RT	DLT RT	RESPONSE	(ng)	(ng)	TARGET RANGE	RATIO
$ 1 Tetrachloro-m-xylene						CAS #: 877-09-8	
4.374	4.374	0.000	10054249	0.20000	0.2124		
4 alpha-BHC						CAS #: 319-84-6	
5.294	5.294	0.000	24181369	0.20000	0.2306		
5 gamma-BHC (Lindane)						CAS #: 58-89-9	
5.951	5.951	0.000	21583115	0.20000	0.2273		
6 beta-BHC						CAS #: 319-85-7	
6.156	6.156	0.000	8323298	0.20000	0.2035		
7 delta-BHC						CAS #: 319-86-8	
6.814	6.814	0.000	21730444	0.20000	0.2370		
8 Heptachlor						CAS #: 76-44-8	
6.931	6.931	0.000	19476112	0.20000	0.2183		
10 Aldrin						CAS #: 309-00-2	
7.757	7.757	0.000	6643812	0.20000	0.2243		
12 Heptachlor epoxide						CAS #: 1024-57-3	
9.103	9.103	0.000	16932903	0.20000	0.2138		
13 gamma-Chlordane						CAS #: 5103-74-2	
9.487	9.487	0.000	17462455	0.20000	0.2222		
14 alpha-Chlordane						CAS #: 5103-71-9	
9.773	9.773	0.000	16843092	0.20000	0.2181		

```
   15 Endosulfan I                                CAS #: 959-98-8
9.838    9.838    0.000        15487537 0.20000   0.2146
-------------------------------------------------------------------------------
```

				AMOUNTS CAL-AMT (ng)	ON-COL (ng)	TARGET RANGE	RATIO
	16 4,4'-DDE					CAS #: 72-55-9	
10.180	10.180	0.000	7014658	0.20000	0.2313		
	17 Dieldrin					CAS #: 60-57-1	
10.335	10.335	0.000	16754457	0.20000	0.2226		
	18 Endrin					CAS #: 72-20-8	
10.836	10.836	0.000	14731826	0.20000	0.2250		
	21 4,4'-DDD					CAS #: 72-54-8	
11.152	11.152	0.000	5741639	0.20000	0.2357		
	22 Endosulfan II					CAS #: 33213-65-9	
11.196	11.196	0.000	6637235	0.20000	0.2180		
	24 4,4'-DDT					CAS #: 50-29-3	
11.635	11.635	0.000	6099104	0.20000	0.2324		
	25 Endrin aldehyde					CAS #: 7421-93-4	
11.742	11.742	0.000	10521607	0.20000	0.2107		
	26 Endosulfan sulfate					CAS #: 1031-07-8	
12.165	12.165	0.000	6068032	0.20000	0.2216		
	27 Methoxychlor					CAS #: 72-43-5	
12.683	12.683	0.000	5332661	0.20000	0.2063		
	29 Endrin ketone					CAS #: 53494-70-5	
12.902	12.902	0.000	13982162	0.20000	0.2082		
$	30 Decachlorobiphenyl					CAS #: 2051-24-3	
14.655	14.655	0.000	11453388	0.20000	0.1924		

Data File: \\cansvr11\dd\chem\GCS\a2hp9.i\100309IC-1.b\100309IC-1.b\008F0801.D

Page 1

Date : 09-MAR-2010 11:44

Client ID:

Instrument: a2hp9.i

Sample Info: AB6 G255,,1,6

Operator: 093905

Column phase: clp pesticides II

Column diameter: 0.53

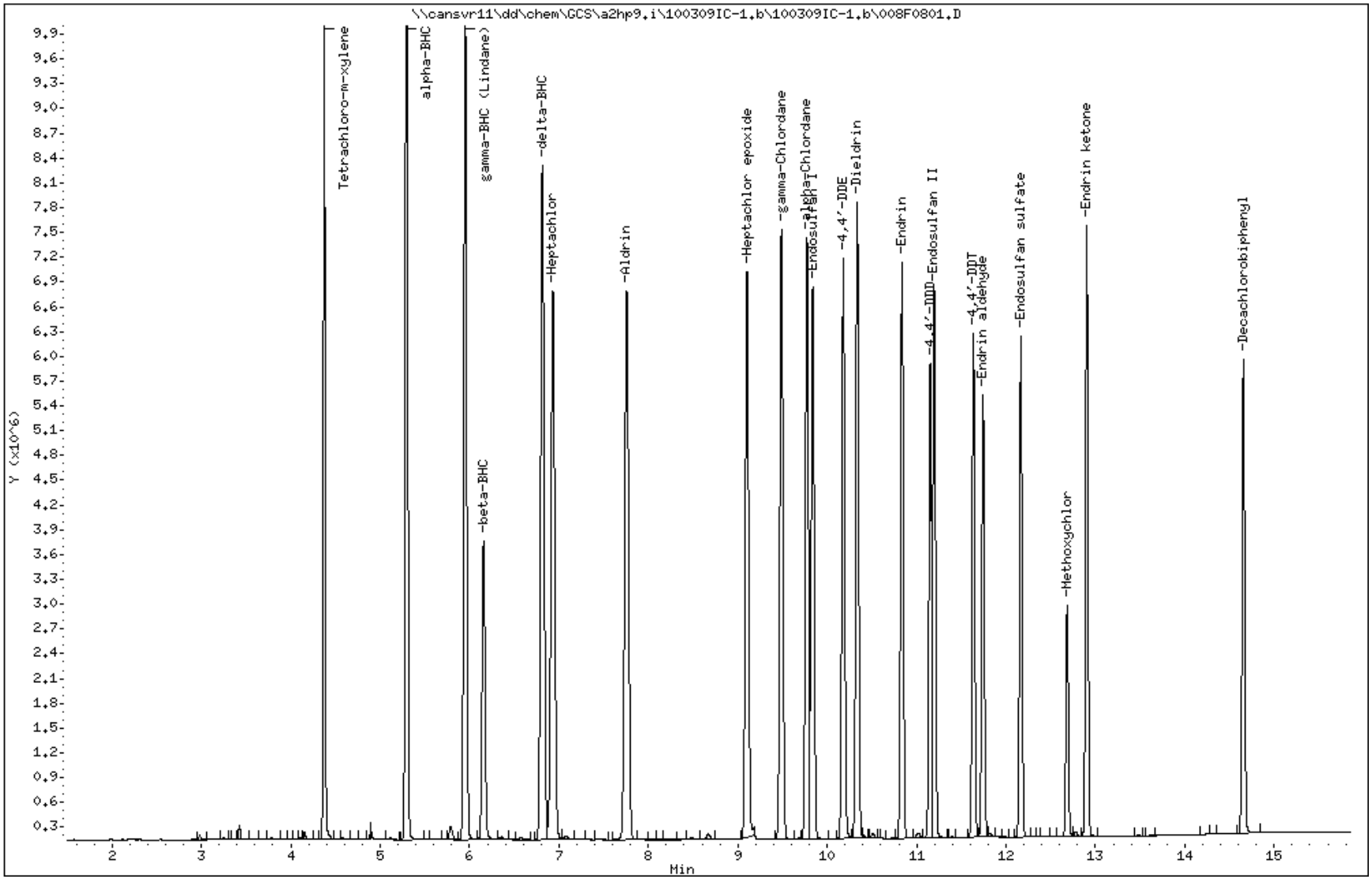

1963

North Canton

COMPOUNDS and EXP. RT REPORT

Operator: 093905 Date Acquired: 09-MAR-2010 11:44
Data File: //cansvr11/dd/chem/GCS/a2hp9.i/100309IC-1.b/100309IC-1.b/008F0801.D
Lab Sample ID: AB6 G255
Misc. Info: 1-AB.SUB
Instrument: a2hp9.i
Method: \\cansvr11\dd\chem\GCS\a2hp9.i\100309IC-1.b\PEST9.m\PEST9r.m
Dilution Factor: 1

Compound	RT	Area	Amount	Conc
1) Tetrachloro-m-xylene	4.374	13632335	0.212	0.212
4) alpha-BHC	5.294	24181369	0.231	0.231
5) gamma-BHC (Lindane)	5.952	21583115	0.227	0.227
6) beta-BHC	6.157	8323298	0.204	0.204
7) delta-BHC	6.814	21730444	0.237	0.237
8) Heptachlor	6.932	19476112	0.218	0.218
10) Aldrin	7.758	20036821	0.224	0.224
12) Heptachlor epoxide	9.103	16932903	0.214	0.214
13) gamma-Chlordane	9.488	17462455	0.222	0.222
14) alpha-Chlordane	9.773	16843092	0.218	0.218
15) Endosulfan I	9.838	15487537	0.215	0.215
16) 4,4'-DDE	10.180	15599224	0.231	0.231
17) Dieldrin	10.336	16754457	0.223	0.223
18) Endrin	10.837	14731826	0.225	0.225
21) 4,4'-DDD	11.153	11503888	0.236	0.236
22) Endosulfan II	11.197	13886086	0.218	0.218
24) 4,4'-DDT	11.635	12038539	0.232	0.232
25) Endrin aldehyde	11.743	10521607	0.211	0.211
26) Endosulfan sulfate	12.166	11802928	0.222	0.222
27) Methoxychlor	12.683	5332661	0.206	0.206
29) Endrin ketone	12.903	13982162	0.208	0.208
30) Decachlorobiphenyl	14.655	11453388	0.192	0.192

TestAmerica North Canton

CONTINUING CALIBRATION COMPOUNDS

Instrument ID: a2hp9.i Injection Date: 09-MAR-2010 12:09
Lab File ID: 009F0901.D Init. Cal. Date(s): 09-MAR-2010 09-MAR-2010
Analysis Type: Init. Cal. Times: 09:45 11:44
Lab Sample ID: ICV E048 Quant Type: ESTD
Method: \\cansvr11\dd\chem\GCS\a2hp9.i\100309IC-1.b\PEST9.m\PEST9r.m

COMPOUND	RRF / AMOUNT	RF0.025	CCAL RRF0.025	MIN RRF	%D / %DRIFT	MAX %D / %DRIFT	CURVE TYPE	
$ 1 Tetrachloro-m-xylene	47336546	++++	++++	0.000	++++	15.00000	Averaged	<-
4 alpha-BHC	104856914	113822760	113822760	0.010	-8.55055	15.00000	Averaged	
5 gamma-BHC (Lindane)	94949224	100816160	100816160	0.010	-6.17902	15.00000	Averaged	
6 beta-BHC	40895578	44750240	44750240	0.010	-9.42562	15.00000	Averaged	
7 delta-BHC	91704037	99058760	99058760	0.010	-8.02006	15.00000	Averaged	
8 Heptachlor	89211277	95936040	95936040	0.010	-7.53802	15.00000	Averaged	
10 Aldrin	29623735	31983880	31983880	0.010	-7.96707	15.00000	Averaged	
12 Heptachlor epoxide	79177946	85107920	85107920	0.010	-7.48943	15.00000	Averaged	
13 gamma-Chlordane	78585921	84190480	84190480	0.010	-7.13176	15.00000	Averaged	
14 alpha-Chlordane	77232483	83162320	83162320	0.010	-7.67790	15.00000	Averaged	
15 Endosulfan I	72167948	77396520	77396520	0.010	-7.24501	15.00000	Averaged	
16 4,4'-DDE	30331952	31928920	31928920	0.010	-5.26497	15.00000	Averaged	
17 Dieldrin	75273213	80691720	80691720	0.010	-7.19845	15.00000	Averaged	
18 Endrin	65488818	70558680	70558680	0.010	-7.74157	15.00000	Averaged	
21 4,4'-DDD	24360733	25979640	25979640	0.010	-6.64556	15.00000	Averaged	
22 Endosulfan II	30446408	32327400	32327400	0.010	-6.17804	15.00000	Averaged	
24 4,4'-DDT	26244082	26273080	26273080	0.010	-0.11049	15.00000	Averaged	
25 Endrin aldehyde	49938064	53604560	53604560	0.010	-7.34209	15.00000	Averaged	
26 Endosulfan sulfate	27377818	28705880	28705880	0.010	-4.85087	15.00000	Averaged	
27 Methoxychlor	25848556	26728200	26728200	0.010	-3.40307	15.00000	Averaged	
29 Endrin ketone	67145730	66607280	66607280	0.010	0.80191	15.00000	Averaged	
$ 30 Decachlorobiphenyl	59519090	++++	0.00000	0.010	++++	15.00000	Averaged	<-

Average %D / Drift Results.

Calculated Average %D/Drift = 6.33807
Maximun Average %D/Drift = 15.00000
* Passed Average %D/Drift Test.

TestAmerica North Canton

PESTICIDES 8081/608

Data file : \\cansvr11\dd\chem\GCS\a2hp9.i\100309IC-1.b\100309IC-1.b\009F0901.D
Lab Smp Id: ICV E048
Inj Date : 09-MAR-2010 12:09
Operator : 093905 Inst ID: a2hp9.i
Smp Info : ICV E048
Misc Info : 1-AB.SUB
Comment :
Method : \\cansvr11\dd\chem\GCS\a2hp9.i\100309IC-1.b\PEST9.m\PEST9r.m
Meth Date : 09-Mar-2010 15:08 vandorenc Quant Type: ESTD
Cal Date : 09-MAR-2010 10:09 Cal File: 004F0401.D
Als bottle: 9 Continuing Calibration Sample
Dil Factor: 1.00000
Integrator: Falcon Compound Sublist: 1-AB.SUB
Target Version: 4.14 Sample Matrix: None
Processing Host: CANPGCSV23

				AMOUNTS			
				CAL-AMT	ON-COL		
RT	EXP RT	DLT RT	RESPONSE	(ng)	(ng)	TARGET RANGE	RATIO
$ 1 Tetrachloro-m-xylene					CAS #: 877-09-8		
Peaks not detected for Quant. or Qual. signal(s).							
4 alpha-BHC					CAS #: 319-84-6		
5.294	5.294	0.000	2845569	0.02500	0.02714		
5 gamma-BHC (Lindane)					CAS #: 58-89-9		
5.951	5.951	0.000	2520404	0.02500	0.02654		
6 beta-BHC					CAS #: 319-85-7		
6.156	6.156	0.000	1118756	0.02500	0.02736		
7 delta-BHC					CAS #: 319-86-8		
6.814	6.814	0.000	2476469	0.02500	0.02700		
8 Heptachlor					CAS #: 76-44-8		
6.930	6.930	0.000	2398401	0.02500	0.02688		
10 Aldrin					CAS #: 309-00-2		
7.756	7.756	0.000	799597	0.02500	0.02699		
12 Heptachlor epoxide					CAS #: 1024-57-3		
9.102	9.102	0.000	2127698	0.02500	0.02687		
13 gamma-Chlordane					CAS #: 5103-74-2		
9.488	9.488	0.000	2104762	0.02500	0.02678		

```
   14 alpha-Chlordane                             CAS #: 5103-71-9
9.773    9.773    0.000         2079058 0.02500  0.02692
--------------------------------------------------------------------------------
   15 Endosulfan I                                CAS #: 959-98-8
9.837    9.837    0.000         1934913 0.02500  0.02681
--------------------------------------------------------------------------------
```

RT	EXP RT	DLT RT	RESPONSE	AMOUNTS CAL-AMT (ng)	ON-COL (ng)	TARGET RANGE	RATIO
16 4,4'-DDE					CAS #: 72-55-9		
10.180	10.180	0.000	798223	0.02500	0.02632		
17 Dieldrin					CAS #: 60-57-1		
10.336	10.336	0.000	2017293	0.02500	0.02680		
18 Endrin					CAS #: 72-20-8		
10.836	10.836	0.000	1763967	0.02500	0.02694		
21 4,4'-DDD					CAS #: 72-54-8		
11.152	11.152	0.000	649491	0.02500	0.02666		
22 Endosulfan II					CAS #: 33213-65-9		
11.196	11.196	0.000	808185	0.02500	0.02654		
24 4,4'-DDT					CAS #: 50-29-3		
11.634	11.634	0.000	656827	0.02500	0.02503		
25 Endrin aldehyde					CAS #: 7421-93-4		
11.742	11.742	0.000	1340114	0.02500	0.02684		
26 Endosulfan sulfate					CAS #: 1031-07-8		
12.165	12.165	0.000	717647	0.02500	0.02621		
27 Methoxychlor					CAS #: 72-43-5		
12.684	12.684	0.000	668205	0.02500	0.02585		
29 Endrin ketone					CAS #: 53494-70-5		
12.903	12.903	0.000	1665182	0.02500	0.02480		
$ 30 Decachlorobiphenyl					CAS #: 2051-24-3		

Peaks not detected for Quant. or Qual. signal(s).

Data File: \\cansvr11\dd\chem\GCS\a2hp9.i\100309IC-1.b\100309IC-1.b\009F0901.D

Date : 09-MAR-2010 12:09

Client ID:

Instrument: a2hp9.i

Sample Info: ICV E048

Operator: 093905

Column phase: clp pesticides II

Column diameter: 0.53

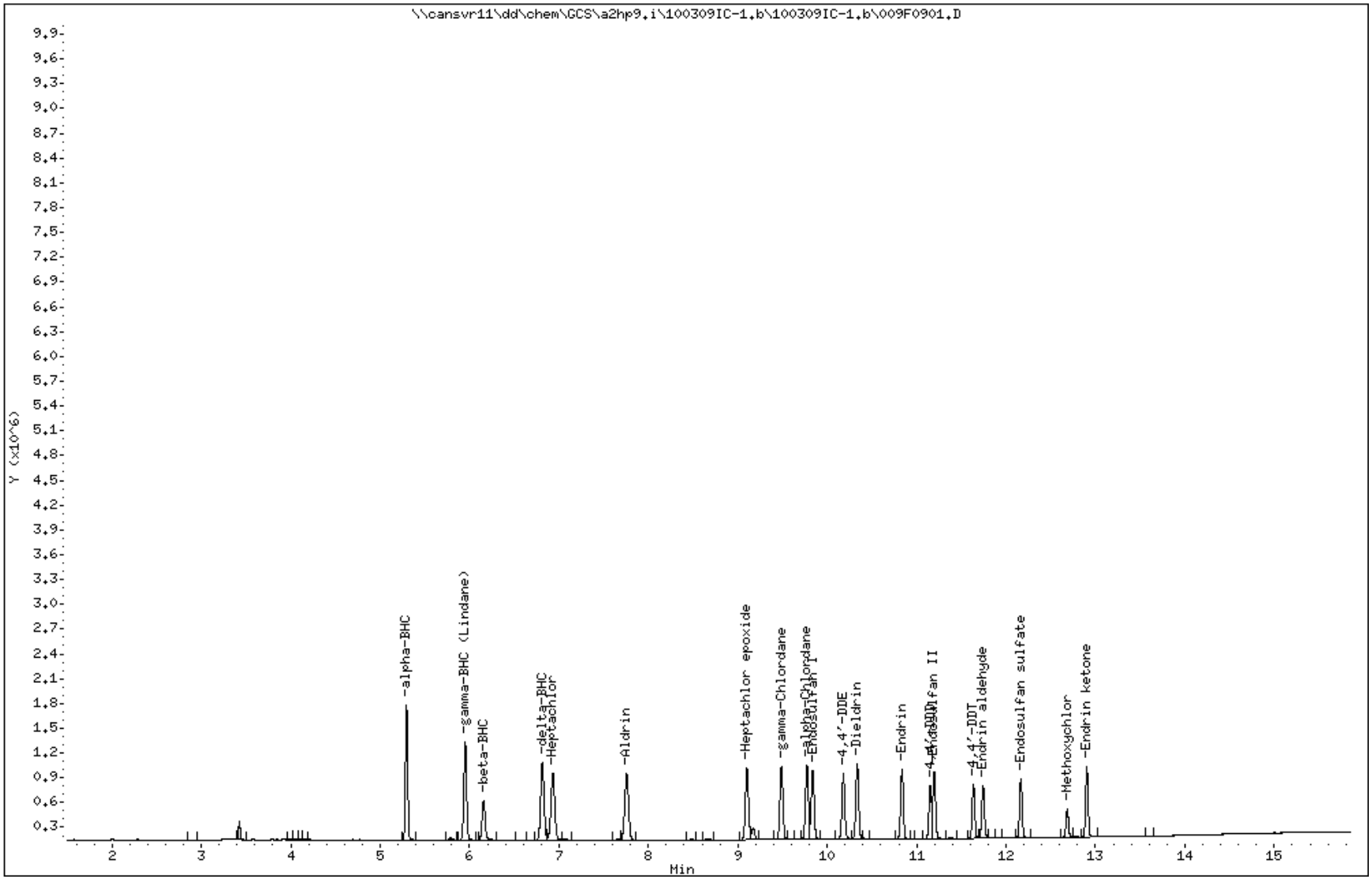

COMPOUNDS and EXP. RT REPORT

Operator: 093905 Date Acquired: 09-MAR-2010 12:09
Data File: //cansvr11/dd/chem/GCS/a2hp9.i/100309IC-1.b/100309IC-1.b/009F0901.D
Lab Sample ID: ICV E048
Misc. Info: 1-AB.SUB
Instrument: a2hp9.i
Method: \\cansvr11\dd\chem\GCS\a2hp9.i\100309IC-1.b\PEST9.m\PEST9r.m
Dilution Factor: 1

Compound	RT	Area	Amount	Conc
1) Tetrachloro-m-xylene	NOT DETECTED	Expected RT = 4.375		
4) alpha-BHC	5.295	2845569	0.027	0.027
5) gamma-BHC (Lindane)	5.952	2520404	0.027	0.027
6) beta-BHC	6.157	1118756	0.027	0.027
7) delta-BHC	6.814	2476469	0.027	0.027
8) Heptachlor	6.931	2398401	0.027	0.027
10) Aldrin	7.757	2395059	0.027	0.027
12) Heptachlor epoxide	9.102	2127698	0.027	0.027
13) gamma-Chlordane	9.488	2104762	0.027	0.027
14) alpha-Chlordane	9.773	2079058	0.027	0.027
15) Endosulfan I	9.837	1934913	0.027	0.027
16) 4,4'-DDE	10.181	1798335	0.026	0.026
17) Dieldrin	10.337	2017293	0.027	0.027
18) Endrin	10.837	1763967	0.027	0.027
21) 4,4'-DDD	11.152	1281143	0.027	0.027
22) Endosulfan II	11.197	1744067	0.027	0.027
24) 4,4'-DDT	11.635	1327688	0.025	0.025
25) Endrin aldehyde	11.742	1340114	0.027	0.027
26) Endosulfan sulfate	12.166	1469132	0.026	0.026
27) Methoxychlor	12.684	668205	0.026	0.026
29) Endrin ketone	12.903	1665182	0.025	0.025
30) Decachlorobiphenyl	NOT DETECTED	Expected RT = 14.656		

TestAmerica North Canton

PESTICIDES 8081/608

Data file : \\cansvr11\dd\chem\GCS\a2hp9.i\100309IC-1.b\100309IC-1.b\010F1001.D
Lab Smp Id: TOX1 G268
Inj Date : 09-MAR-2010 12:34
Operator : 093905 Inst ID: a2hp9.i
Smp Info : TOX1 G268,,1,1
Misc Info : 16-TOXAPH.SUB
Comment :
Method : \\cansvr11\dd\chem\GCS\a2hp9.i\100309IC-1.b\PEST9.m\PEST9r.m
Meth Date : 09-Mar-2010 15:11 vandorenc Quant Type: ESTD
Cal Date : 09-MAR-2010 12:34 Cal File: 010F1001.D
Als bottle: 10 Calibration Sample, Level: 1
Dil Factor: 1.00000
Integrator: Falcon Compound Sublist: 16-TOXAPH.SUB
Target Version: 4.14 Sample Matrix: None
Processing Host: CANPGCSV23

				AMOUNTS			
				CAL-AMT	ON-COL		
RT	EXP RT	DLT RT	RESPONSE	(ng)	(ng)	TARGET RANGE	RATIO
23 Toxaphene					CAS #: 8001-35-2		
11.344	11.344	0.000	234715	0.20000	0.1802	80.00- 120.00	100.00
11.458	11.458	0.000	113094	0.20000	0.1771	114.04- 154.04	48.18
11.758	11.758	0.000	222556	0.20000	0.1784	115.64- 155.64	94.82
12.501	12.501	0.000	217204	0.20000	0.1846	52.78- 92.78	92.54
12.877	12.877	0.000	102330	0.20000	0.1711	69.36- 109.36	43.60
		Average of Peak Amounts =			0.17828		

Data File: \\cansvr11\dd\chem\GCS\a2hp9.i\100309IC-1.b\100309IC-1.b\010F1001.D Page 1

Date : 09-MAR-2010 12:34

Client ID:

Instrument: a2hp9.i

Sample Info: TOX1 G268,,1,1

Operator: 093905

Column phase: clp pesticides II

Column diameter: 0.53

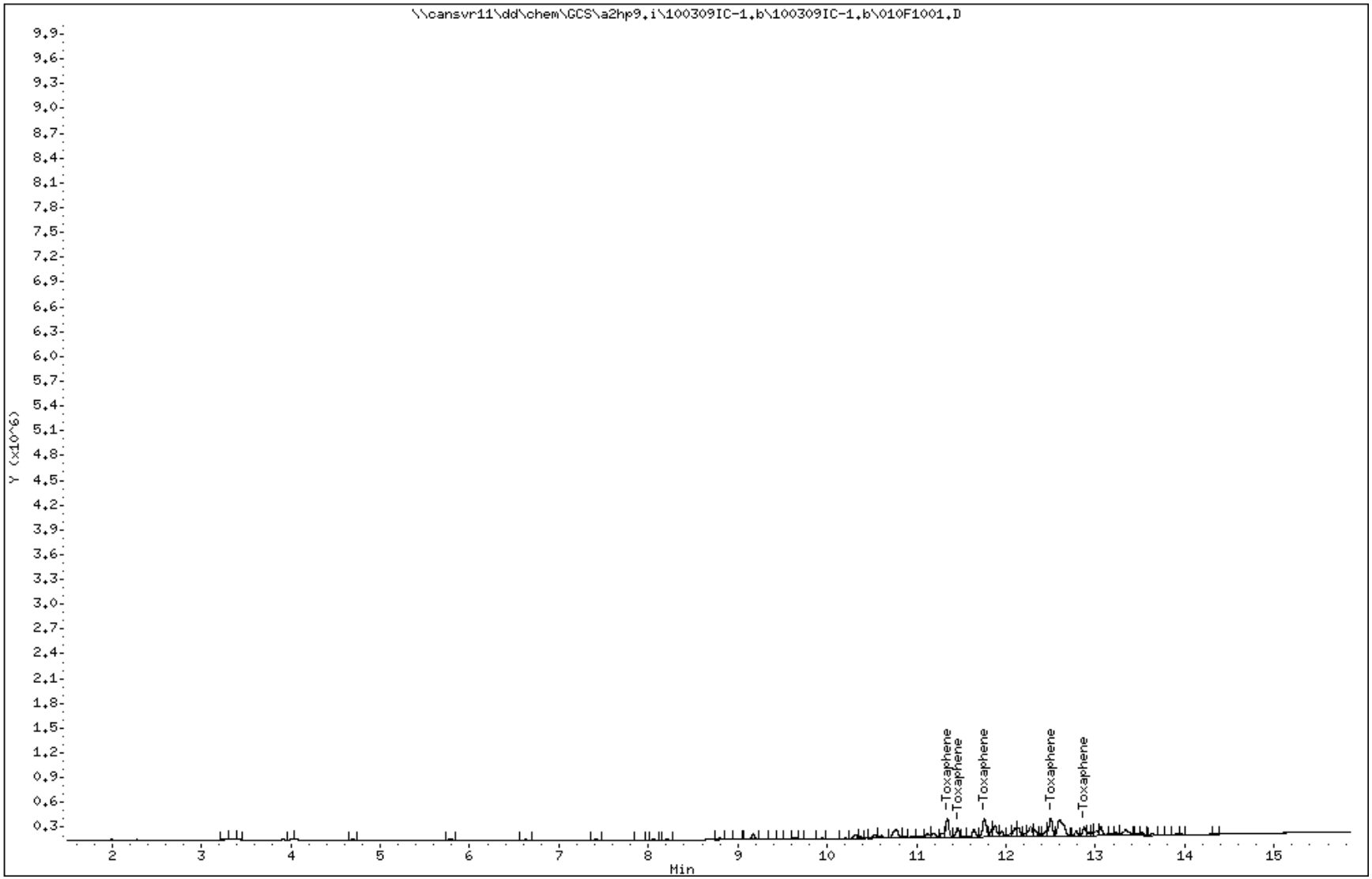

COMPOUNDS and EXP. RT REPORT

Operator: 093905 Date Acquired: 09-MAR-2010 12:34
Data File: //cansvr11/dd/chem/GCS/a2hp9.i/100309IC-1.b/100309IC-1.b/010F1001.D
Lab Sample ID: TOX1 G268
Misc. Info: 16-TOXAPH.SUB
Instrument: a2hp9.i
Method: \\cansvr11\dd\chem\GCS\a2hp9.i\100309IC-1.b\PEST9.m\PEST9r.m
Dilution Factor: 1

Compound	RT	Area	Amount	Conc
23) Toxaphene	11.344	575637	0.180	0.180

TestAmerica North Canton

PESTICIDES 8081/608

Data file : \\cansvr11\dd\chem\GCS\a2hp9.i\100309IC-1.b\100309IC-1.b\011F1101.D
Lab Smp Id: TOX2 G268
Inj Date : 09-MAR-2010 12:58
Operator : 093905 Inst ID: a2hp9.i
Smp Info : TOX2 G268,,1,2
Misc Info : 16-TOXAPH.SUB
Comment :
Method : \\cansvr11\dd\chem\GCS\a2hp9.i\100309IC-1.b\PEST9.m\PEST9r.m
Meth Date : 09-Mar-2010 15:11 vandorenc Quant Type: ESTD
Cal Date : 09-MAR-2010 12:58 Cal File: 011F1101.D
Als bottle: 11 Calibration Sample, Level: 2
Dil Factor: 1.00000
Integrator: Falcon Compound Sublist: 16-TOXAPH.SUB
Target Version: 4.14 Sample Matrix: None
Processing Host: CANPGCSV23

				AMOUNTS			
				CAL-AMT	ON-COL		
RT	EXP RT	DLT RT	RESPONSE	(ng)	(ng)	TARGET RANGE	RATIO
23 Toxaphene					CAS #: 8001-35-2		
11.343	11.343	0.000	640795	0.50000	0.4947	80.00- 120.00	100.00
11.459	11.459	0.000	314447	0.50000	0.4948	114.04- 154.04	49.07
11.758	11.758	0.000	607265	0.50000	0.4911	115.64- 155.64	94.77
12.501	12.501	0.000	581246	0.50000	0.4959	52.78- 92.78	90.71
12.875	12.875	0.000	287488	0.50000	0.4869	69.36- 109.36	44.86
		Average of Peak Amounts =			0.49268		

Data File: \\cansvr11\dd\chem\GCS\a2hp9.i\100309IC-1.b\100309IC-1.b\011F1101.D

Date : 09-MAR-2010 12:58

Client ID:

Instrument: a2hp9.i

Sample Info: TOX2 G268,,1,2

Operator: 093905

Column phase: clp pesticides II

Column diameter: 0.53

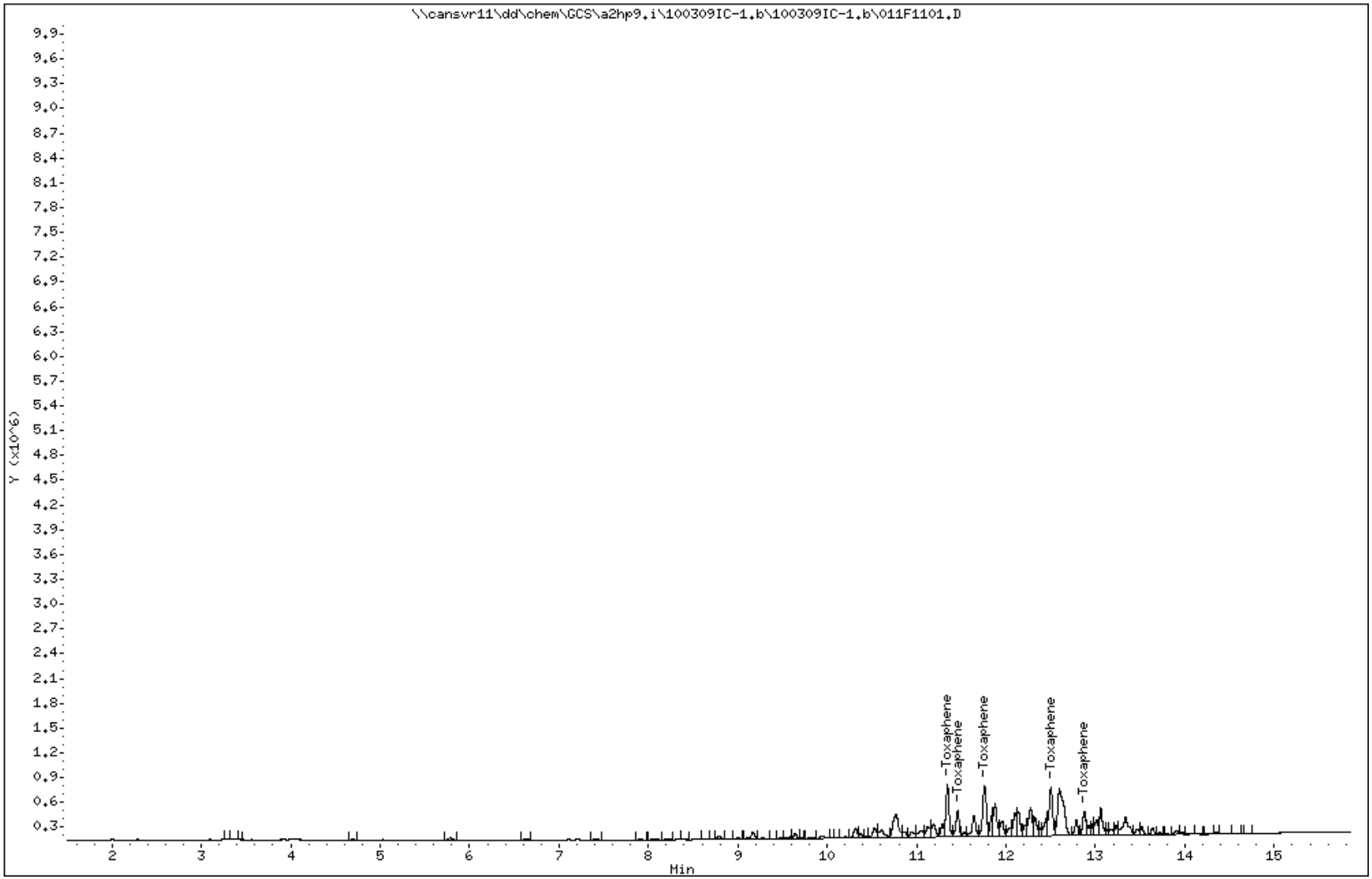

COMPOUNDS and EXP. RT REPORT

Operator: 093905 Date Acquired: 09-MAR-2010 12:58
Data File: //cansvr11/dd/chem/GCS/a2hp9.i/100309IC-1.b/100309IC-1.b/011F1101.D
Lab Sample ID: TOX2 G268
Misc. Info: 16-TOXAPH.SUB
Instrument: a2hp9.i
Method: \\cansvr11\dd\chem\GCS\a2hp9.i\100309IC-1.b\PEST9.m\PEST9r.m
Dilution Factor: 1

Compound	RT	Area	Amount	Conc
23) Toxaphene	11.344	1583932	0.495	0.495

TestAmerica North Canton

PESTICIDES 8081/608

Data file : \\cansvr11\dd\chem\GCS\a2hp9.i\100309IC-1.b\100309IC-1.b\012F1201.D
Lab Smp Id: TOX3 G268
Inj Date : 09-MAR-2010 13:23
Operator : 093905 Inst ID: a2hp9.i
Smp Info : TOX3 G268,,1,3
Misc Info : 16-TOXAPH.SUB
Comment :
Method : \\cansvr11\dd\chem\GCS\a2hp9.i\100309IC-1.b\PEST9.m\PEST9r.m
Meth Date : 09-Mar-2010 15:11 vandorenc Quant Type: ESTD
Cal Date : 09-MAR-2010 13:23 Cal File: 012F1201.D
Als bottle: 12 Calibration Sample, Level: 3
Dil Factor: 1.00000
Integrator: Falcon Compound Sublist: 16-TOXAPH.SUB
Target Version: 4.14 Sample Matrix: None
Processing Host: CANPGCSV23

				AMOUNTS			
				CAL-AMT	ON-COL		
RT	EXP RT	DLT RT	RESPONSE	(ng)	(ng)	TARGET RANGE	RATIO
23 Toxaphene					CAS #: 8001-35-2		
11.345	11.345	0.000	1200957	1.00000	0.9443	80.00- 120.00	100.00
11.458	11.458	0.000	586724	1.00000	0.9414	114.04- 154.04	48.85
11.757	11.757	0.000	1138061	1.00000	0.9391	115.64- 155.64	94.76
12.502	12.502	0.000	1057105	1.00000	0.9246	52.78- 92.78	88.02
12.875	12.875	0.000	544982	1.00000	0.9411	69.36- 109.36	45.38
		Average of Peak Amounts =			0.93810		

Data File: \\cansvr11\dd\chem\GCS\a2hp9.i\100309IC-1.b\100309IC-1.b\012F1201.D

Date : 09-MAR-2010 13:23

Client ID:

Instrument: a2hp9.i

Sample Info: TOX3 G268,,1,3

Operator: 093905

Column phase: clp pesticides II

Column diameter: 0.53

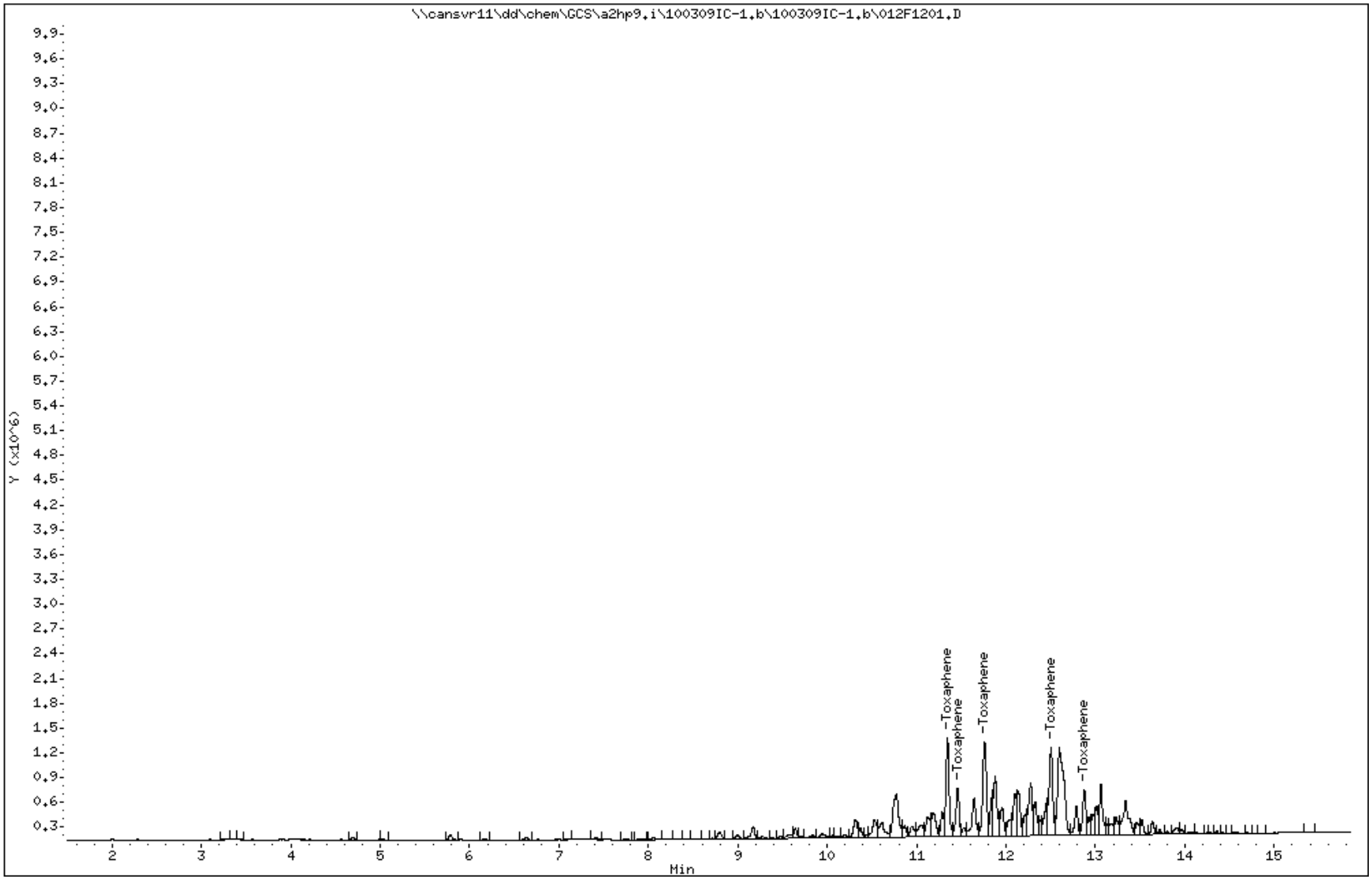

COMPOUNDS and EXP. RT REPORT

Operator: 093905 Date Acquired: 09-MAR-2010 13:23
Data File: //cansvr11/dd/chem/GCS/a2hp9.i/100309IC-1.b/100309IC-1.b/012F1201.D
Lab Sample ID: TOX3 G268
Misc. Info: 16-TOXAPH.SUB
Instrument: a2hp9.i
Method: \\cansvr11\dd\chem\GCS\a2hp9.i\100309IC-1.b\PEST9.m\PEST9r.m
Dilution Factor: 1

Compound	RT	Area	Amount	Conc
23) Toxaphene	11.345	2965296	0.944	0.944

TestAmerica North Canton

PESTICIDES 8081/608

Data file : \\cansvr11\dd\chem\GCS\a2hp9.i\100309IC-1.b\100309IC-1.b\013F1301.D
Lab Smp Id: TOX4 G268
Inj Date : 09-MAR-2010 13:48
Operator : 093905 Inst ID: a2hp9.i
Smp Info : TOX4 G268,,1,4
Misc Info : 16-TOXAPH.SUB
Comment :
Method : \\cansvr11\dd\chem\GCS\a2hp9.i\100309IC-1.b\PEST9.m\PEST9r.m
Meth Date : 09-Mar-2010 15:11 vandorenc Quant Type: ESTD
Cal Date : 09-MAR-2010 13:48 Cal File: 013F1301.D
Als bottle: 13 Calibration Sample, Level: 4
Dil Factor: 1.00000
Integrator: Falcon Compound Sublist: 16-TOXAPH.SUB
Target Version: 4.14 Sample Matrix: None
Processing Host: CANPGCSV23

				AMOUNTS			
				CAL-AMT	ON-COL		
RT	EXP RT	DLT RT	RESPONSE	(ng)	(ng)	TARGET RANGE	RATIO
23 Toxaphene					CAS #: 8001-35-2		
11.345	11.345	0.000	2761945	2.00000	2.135	80.00- 120.00	100.00
11.459	11.459	0.000	1353862	2.00000	2.135	114.04- 154.04	49.02
11.757	11.757	0.000	2640554	2.00000	2.140	115.64- 155.64	95.60
12.500	12.500	0.000	2431717	2.00000	2.100	52.78- 92.78	88.04
12.876	12.876	0.000	1299152	2.00000	2.190	69.36- 109.36	47.04
		Average of Peak Amounts =			2.14000		

Data File: \\cansvr11\dd\chem\GCS\a2hp9.i\100309IC-1.b\100309IC-1.b\013F1301.D

Date : 09-MAR-2010 13:48

Client ID:

Instrument: a2hp9.i

Sample Info: TOX4 G268,,1,4

Operator: 093905

Column phase: clp pesticides II

Column diameter: 0.53

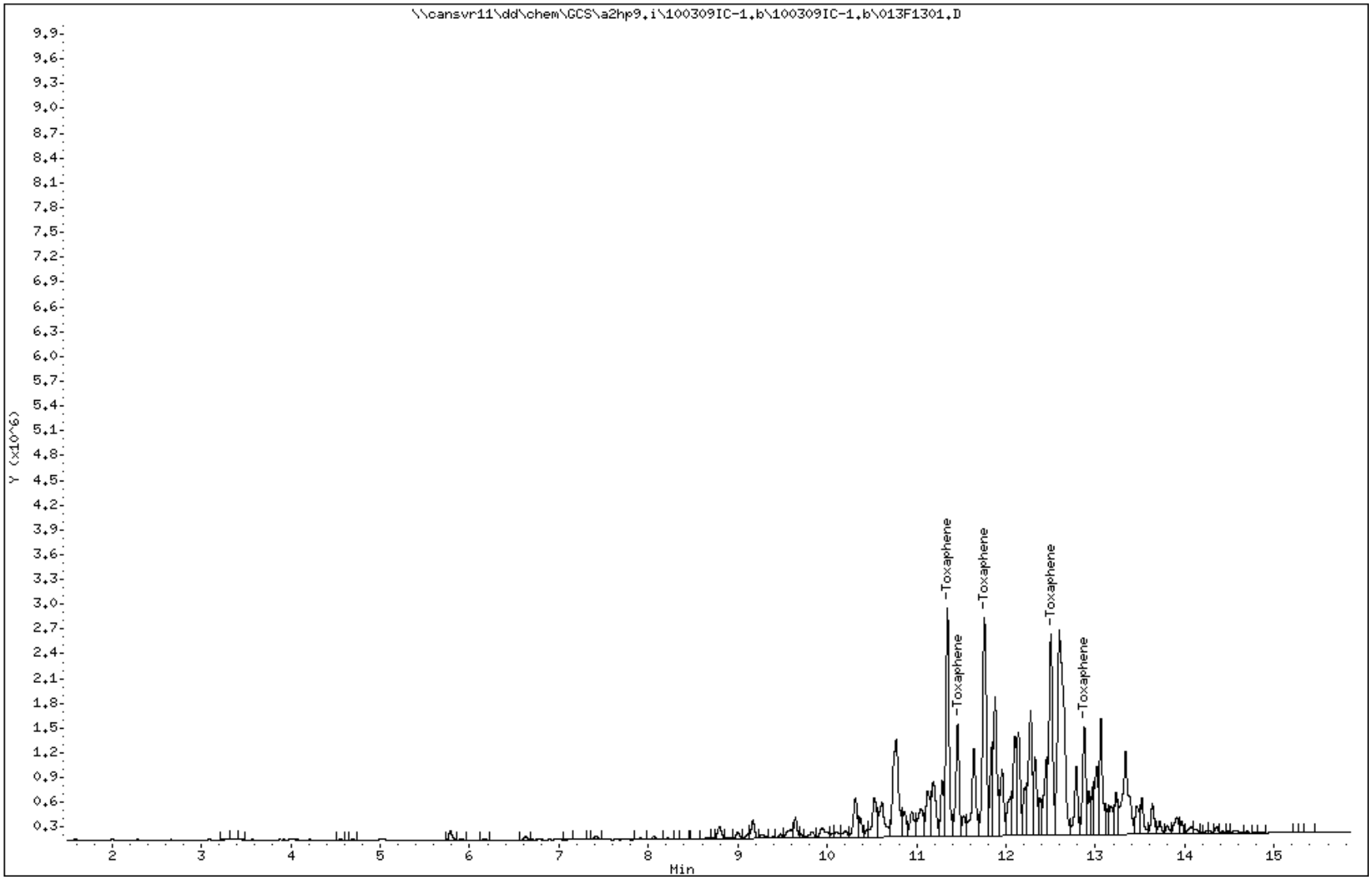

COMPOUNDS and EXP. RT REPORT

Operator: 093905 Date Acquired: 09-MAR-2010 13:48
Data File: //cansvr11/dd/chem/GCS/a2hp9.i/100309IC-1.b/100309IC-1.b/013F1301.D
Lab Sample ID: TOX4 G268
Misc. Info: 16-TOXAPH.SUB
Instrument: a2hp9.i
Method: \\cansvr11\dd\chem\GCS\a2hp9.i\100309IC-1.b\PEST9.m\PEST9r.m
Dilution Factor: 1

Compound	RT	Area	Amount	Conc
23) Toxaphene	11.345	6823987	2.135	2.135

TestAmerica North Canton

PESTICIDES 8081/608

Data file : \\cansvr11\dd\chem\GCS\a2hp9.i\100309IC-1.b\100309IC-1.b\014F1401.D
Lab Smp Id: TOX5 G268
Inj Date : 09-MAR-2010 14:13
Operator : 093905 Inst ID: a2hp9.i
Smp Info : TOX5 G268,,1,5
Misc Info : 16-TOXAPH.SUB
Comment :
Method : \\cansvr11\dd\chem\GCS\a2hp9.i\100309IC-1.b\PEST9.m\PEST9r.m
Meth Date : 09-Mar-2010 15:10 vandorenc Quant Type: ESTD
Cal Date : 09-MAR-2010 14:13 Cal File: 014F1401.D
Als bottle: 14 Calibration Sample, Level: 5
Dil Factor: 1.00000
Integrator: Falcon Compound Sublist: 16-TOXAPH.SUB
Target Version: 4.14 Sample Matrix: None
Processing Host: CANPGCSV23

				AMOUNTS			
				CAL-AMT	ON-COL		
RT	EXP RT	DLT RT	RESPONSE	(ng)	(ng)	TARGET RANGE	RATIO
23 Toxaphene					CAS #: 8001-35-2		
11.344	11.344	0.000	7154950	5.00000	5.000	80.00- 120.00	100.00(M)
11.457	11.457	0.000	3559667	5.00000	5.000	114.04- 154.04	49.75
11.756	11.756	0.000	6911030	5.00000	5.000	115.64- 155.64	96.59
12.501	12.501	0.000	6338879	5.00000	5.000	52.78- 92.78	88.59
12.876	12.876	0.000	3423533	5.00000	5.000	69.36- 109.36	47.85
		Average of Peak Amounts =			5.00000		

QC Flag Legend

M - Compound response manually integrated.

Data File: \\cansvr11\dd\chem\GCS\a2hp9.i\100309IC-1.b\100309IC-1.b\014F1401.D

Date : 09-MAR-2010 14:13

Client ID:

Instrument: a2hp9.i

Sample Info: TOX5 G268,,1,5

Operator: 093905

Column phase: clp pesticides II

Column diameter: 0.53

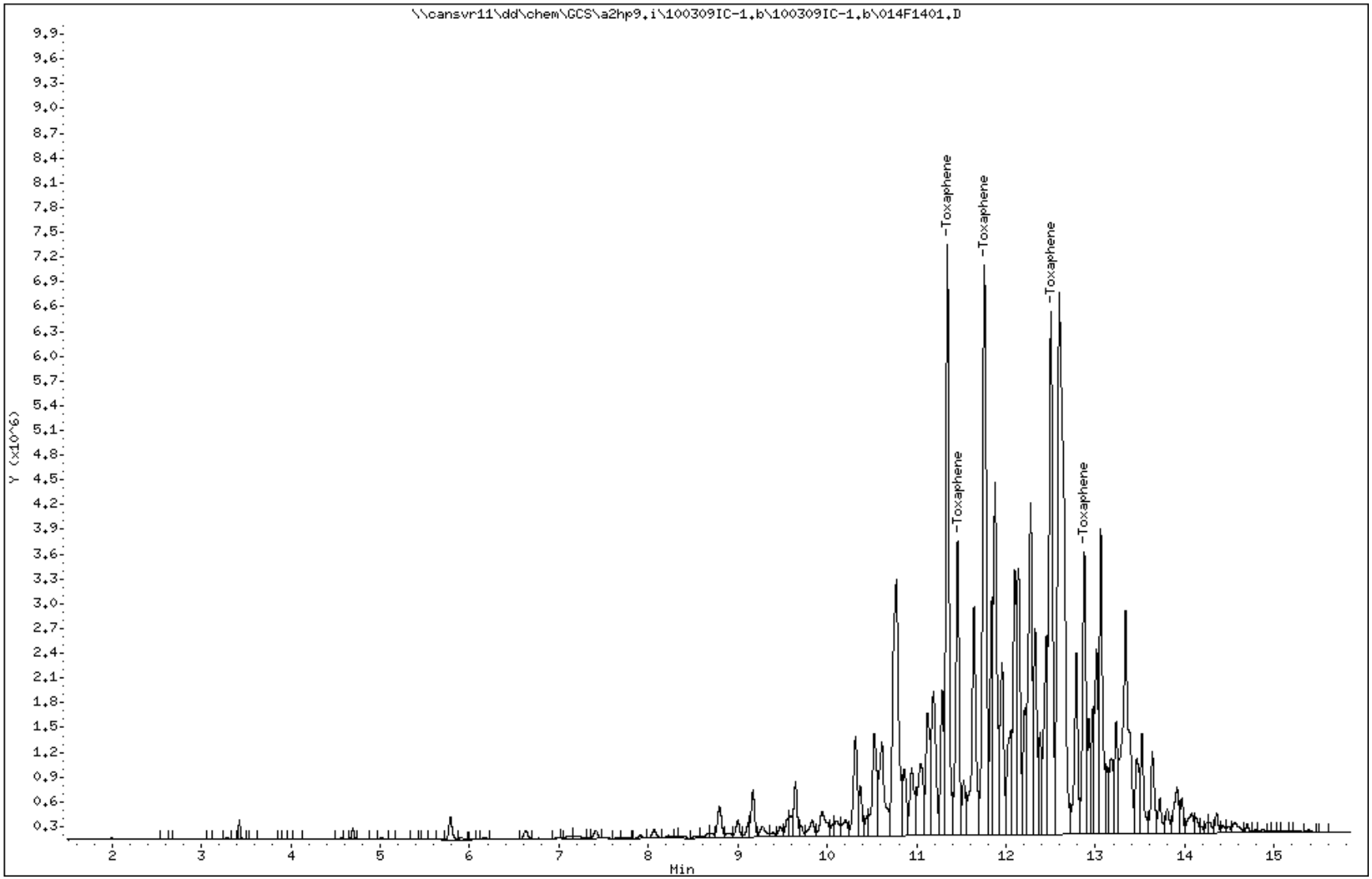

COMPOUNDS and EXP. RT REPORT

Operator: 093905 Date Acquired: 09-MAR-2010 14:13
Data File: \\cansvr11\dd\chem\GCS\a2hp9.i\100309IC-1.b\100309IC-1.b\014F1401.D
Lab Sample ID: TOX5 G268
Misc. Info: 16-TOXAPH.SUB
Instrument: a2hp9.i
Method: \\cansvr11\dd\chem\GCS\a2hp9.i\100309IC-1.b\PEST9.m\PEST9r.m
Dilution Factor: 1

Compound	RT	Area	Amount	Conc
23) Toxaphene	11.344	17710691	5.000	5.000

Data File Name: 014F1401.D
Inj. Date and Time: 09-MAR-2010 14:13
Instrument ID: a2hp9.i
Client ID:
Compound Name: Toxaphene
CAS #: 8001-35-2
Report Date: 03/09/2010

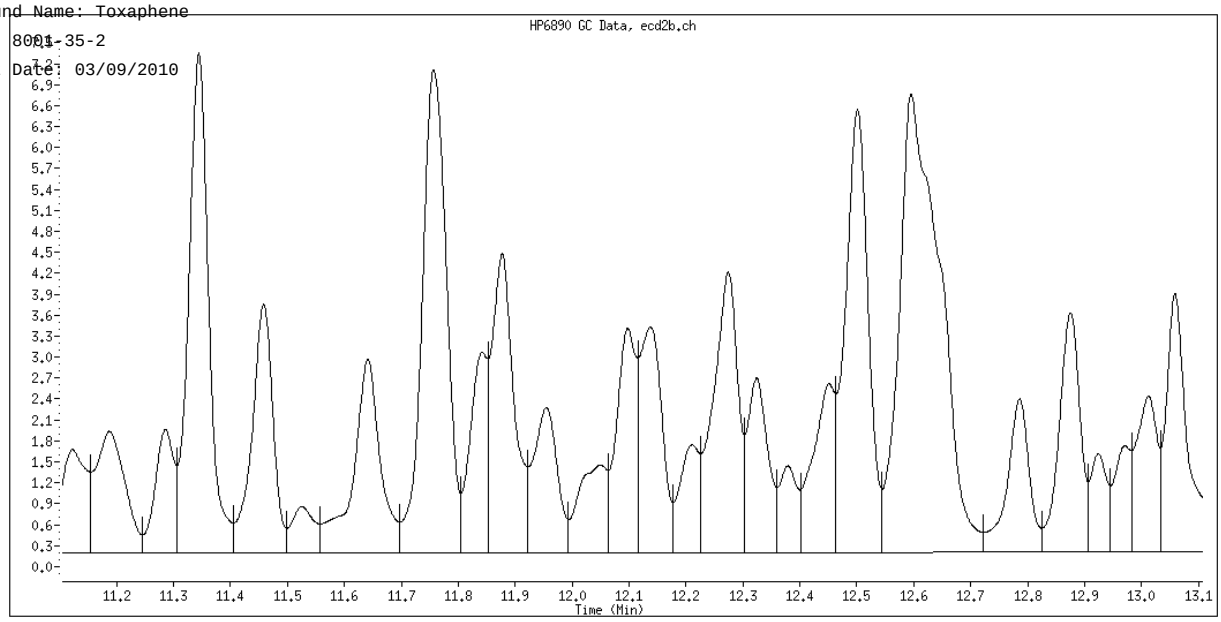

Original Integration

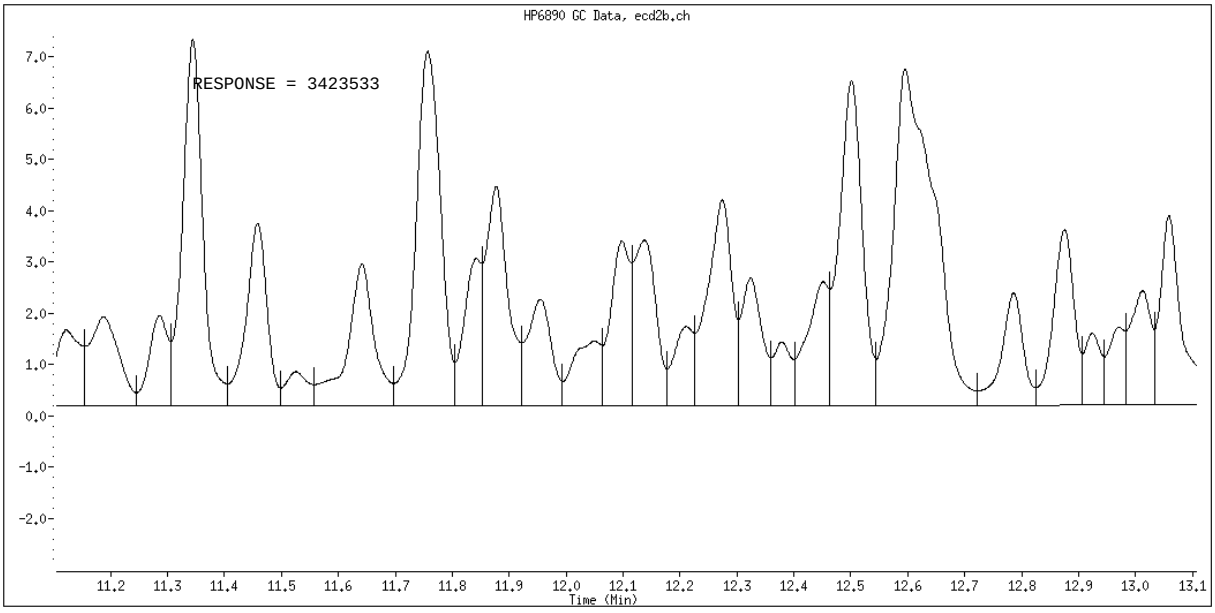

Manual Integration

Manually Integrated By: vandorenc
Manual Integration Reason: Analyte not Identified by the Data System

FORM 8
PESTICIDES ANALYTICAL SEQUENCE

Lab Name: NORTH CANTON Contract:

Lab Code: TALCAN Case No.: SAS No.: SDG No.: A0B240490

GC Column: CLP PESTICIDES I ID: 0.53 (mm) Init. Calib. Date(s): 03/09/10 03/09/10

Instrument ID: A2HP9

THE ANALYTICAL SEQUENCE OF PERFORMANCE EVALUATION MIXTURES, BLANKS, SAMPLES, AND STANDARDS IS GIVEN BELOW:

	MEAN SURROGATE RT FROM INITIAL CALIBRATION					
	CLIENT SAMPLE NO.	LAB SAMPLE ID	DATE ANALYZED	TIME ANALYZED	RT #	RT #
01		PEM	03/11/10	1158		
02		AB3	03/11/10	1223		
03		MRL	03/11/10	1247		
04		TOX3 G268	03/11/10	1312		
05	B12SB-028-50	LV2D21AE	03/11/10	1400		
06	B12SB-028-50	LV2D21CC	03/11/10	1424		
07	B12SB-028-50	LV2D21CD	03/11/10	1449		
08	B12SB-028-50	LV2D51AQ	03/11/10	1514		
09	CPCSS-039-50	LV2FH1AE	03/11/10	1538		
10	LV205BLK	LV2051AA	03/11/10	1729		
11	LV205CHK	LV2051AC	03/11/10	1754		
12		TOX3 G268	03/11/10	1817		
13		AB3 G252	03/11/10	1841		
14		MRL	03/11/10	1906		
15						
16						
17						
18						
19						
20						
21						
22						
23						
24						
25						
26						
27						
28						
29						
30						
31						
32						

QC LIMITS

Column used to flag retention time values with an asterisk.
* Values outside of QC limits.

Report Date: 22-Mar-2010 14:50

Calibration History

Method : \\CANSVR11\DD\chem\GCS\a2hp9.i\100310-1.b\PEST9.m
Start Cal Date: 09-MAR-2010 09:45
End Cal Date : 09-MAR-2010 14:13
Last Cal Level: 4
Last Cal Type : Continuing Calibration

Initial Calibration

Injection Date	Sublist	Calibration File
Cal Level: 1 , Cal Amount: 0.00500		
09-MAR-2010 12:34	16-TOXAPH	\\cansvr11\dd\chem\GCS\a2hp9.i\100309IC-1.b\010F1001.D
09-MAR-2010 09:45	1-AB	\\cansvr11\dd\chem\GCS\a2hp9.i\100309IC-1.b\003F0301.D
Cal Level: 2 , Cal Amount: 0.01000		
09-MAR-2010 12:58	16-TOXAPH	\\cansvr11\dd\chem\GCS\a2hp9.i\100309IC-1.b\011F1101.D
09-MAR-2010 10:09	1-AB	\\cansvr11\dd\chem\GCS\a2hp9.i\100309IC-1.b\004F0401.D
Cal Level: 3 , Cal Amount: 0.02500		
09-MAR-2010 13:23	16-TOXAPH	\\cansvr11\dd\chem\GCS\a2hp9.i\100309IC-1.b\012F1201.D
09-MAR-2010 10:33	1-AB	\\cansvr11\dd\chem\GCS\a2hp9.i\100309IC-1.b\005F0501.D
Cal Level: 4 , Cal Amount: 0.05000		
09-MAR-2010 13:48	16-TOXAPH	\\cansvr11\dd\chem\GCS\a2hp9.i\100309IC-1.b\013F1301.D
09-MAR-2010 10:57	1-AB	\\cansvr11\dd\chem\GCS\a2hp9.i\100309IC-1.b\006F0601.D
Cal Level: 5 , Cal Amount: 0.10000		
09-MAR-2010 14:13	16-TOXAPH	\\cansvr11\dd\chem\GCS\a2hp9.i\100309IC-1.b\014F1401.D
09-MAR-2010 11:20	1-AB	\\cansvr11\dd\chem\GCS\a2hp9.i\100309IC-1.b\007F0701.D
Cal Level: 6 , Cal Amount: 0.20000		
09-MAR-2010 11:44	1-AB	\\cansvr11\dd\chem\GCS\a2hp9.i\100309IC-1.b\008F0801.D

Continuing Calibration
Ccal Level Mode: GLOBAL LEVEL 3

12-MAR-2010 00:24	1-AB	
\\cansvr11\dd\chem\GCS\a2hp9.i\100310-1.b\057F5701.D		
12-MAR-2010 00:00	16-TOXAPH	
\\cansvr11\dd\chem\GCS\a2hp9.i\100310-1.b\056F5601.D		
11-MAR-2010 18:41	1-AB	
\\cansvr11\dd\chem\GCS\a2hp9.i\100310-1.b\043F4301.D		
11-MAR-2010 18:17	16-TOXAPH	
\\cansvr11\dd\chem\GCS\a2hp9.i\100310-1.b\042F4201.D		
11-MAR-2010 13:12	16-TOXAPH	
\\cansvr11\dd\chem\GCS\a2hp9.i\100310-1.b\030F3001.D		
11-MAR-2010 12:23	1-AB	
\\cansvr11\dd\chem\GCS\a2hp9.i\100310-1.b\028F2801.D		
11-MAR-2010 08:21	1-AB	
\\cansvr11\dd\chem\GCS\a2hp9.i\100310-1.b\018F1801.D		
11-MAR-2010 07:57	16-TOXAPH	
\\cansvr11\dd\chem\GCS\a2hp9.i\100310-1.b\017F1701.D		
11-MAR-2010 01:48	15-TECHLOR	
\\cansvr11\dd\chem\GCS\a2hp9.i\100310-1.b\005F0501.D		
11-MAR-2010 01:25	16-TOXAPH	
\\cansvr11\dd\chem\GCS\a2hp9.i\100310-1.b\004F0401.D		
11-MAR-2010 01:02	1-AB	
\\cansvr11\dd\chem\GCS\a2hp9.i\100310-1.b\003F0301.D		

Report Date: 22-Mar-2010 14:50

Calibration History

Method : \\CANSVR11\DD\chem\GCS\a2hp9.i\100310-1.b\PEST9.m\PEST9r.m
Start Cal Date: 09-MAR-2010 09:45
End Cal Date : 09-MAR-2010 14:13
Last Cal Level: 4
Last Cal Type : Continuing Calibration

Initial Calibration

Injection Date	Sublist	Calibration File
Cal Level: 1 , Cal Amount: 0.00500		
09-MAR-2010 12:34	16-TOXAPH	\\cansvr11\dd\chem\GCS\a2hp9.i\100309IC-1.b\100309IC-1.b\010F1001.D
09-MAR-2010 09:45	1-AB	\\cansvr11\dd\chem\GCS\a2hp9.i\100309IC-1.b\100309IC-1.b\003F0301.D
Cal Level: 2 , Cal Amount: 0.01000		
09-MAR-2010 12:58	16-TOXAPH	\\cansvr11\dd\chem\GCS\a2hp9.i\100309IC-1.b\100309IC-1.b\011F1101.D
09-MAR-2010 10:09	1-AB	\\cansvr11\dd\chem\GCS\a2hp9.i\100309IC-1.b\100309IC-1.b\004F0401.D
Cal Level: 3 , Cal Amount: 0.02500		
09-MAR-2010 13:23	16-TOXAPH	\\cansvr11\dd\chem\GCS\a2hp9.i\100309IC-1.b\100309IC-1.b\012F1201.D
09-MAR-2010 10:33	1-AB	\\cansvr11\dd\chem\GCS\a2hp9.i\100309IC-1.b\100309IC-1.b\005F0501.D
Cal Level: 4 , Cal Amount: 0.05000		
09-MAR-2010 13:48	16-TOXAPH	\\cansvr11\dd\chem\GCS\a2hp9.i\100309IC-1.b\100309IC-1.b\013F1301.D
09-MAR-2010 10:57	1-AB	\\cansvr11\dd\chem\GCS\a2hp9.i\100309IC-1.b\100309IC-1.b\006F0601.D
Cal Level: 5 , Cal Amount: 0.10000		
09-MAR-2010 14:13	16-TOXAPH	\\cansvr11\dd\chem\GCS\a2hp9.i\100309IC-1.b\100309IC-1.b\014F1401.D
09-MAR-2010 11:20	1-AB	\\cansvr11\dd\chem\GCS\a2hp9.i\100309IC-1.b\100309IC-1.b\007F0701.D
Cal Level: 6 , Cal Amount: 0.20000		
09-MAR-2010 11:44	1-AB	\\cansvr11\dd\chem\GCS\a2hp9.i\100309IC-1.b\100309IC-1.b\008F0801.D

Continuing Calibration
Ccal Level Mode: GLOBAL LEVEL 3

12-MAR-2010 00:24	1-AB	\\cansvr11\dd\chem\GCS\a2hp9.i\100310-1.b\100310-1.b\057F5701.D
12-MAR-2010 00:00	16-TOXAPH	\\cansvr11\dd\chem\GCS\a2hp9.i\100310-1.b\100310-1.b\056F5601.D
11-MAR-2010 18:41	1-AB	\\cansvr11\dd\chem\GCS\a2hp9.i\100310-1.b\100310-1.b\043F4301.D
11-MAR-2010 18:17	16-TOXAPH	\\cansvr11\dd\chem\GCS\a2hp9.i\100310-1.b\100310-1.b\042F4201.D
12-MAR-2010 00:24	1-AB	\\cansvr11\dd\chem\GCS\a2hp9.i\100310-1.b\100310-1.b\057F5701.D
12-MAR-2010 00:00	16-TOXAPH	\\cansvr11\dd\chem\GCS\a2hp9.i\100310-1.b\100310-1.b\056F5601.D
11-MAR-2010 18:41	1-AB	\\cansvr11\dd\chem\GCS\a2hp9.i\100310-1.b\100310-1.b\043F4301.D
11-MAR-2010 18:17	16-TOXAPH	\\cansvr11\dd\chem\GCS\a2hp9.i\100310-1.b\100310-1.b\042F4201.D
11-MAR-2010 13:12	16-TOXAPH	\\cansvr11\dd\chem\GCS\a2hp9.i\100310-1.b\100310-1.b\030F3001.D
11-MAR-2010 13:12	16-TOXAPH	\\cansvr11\dd\chem\GCS\a2hp9.i\100310-1.b\100310-1.b\030F3001.D
11-MAR-2010 12:23	1-AB	\\cansvr11\dd\chem\GCS\a2hp9.i\100310-1.b\100310-1.b\028F2801.D
11-MAR-2010 12:23	1-AB	\\cansvr11\dd\chem\GCS\a2hp9.i\100310-1.b\100310-1.b\028F2801.D
11-MAR-2010 08:21	1-AB	\\cansvr11\dd\chem\GCS\a2hp9.i\100310-1.b\100310-1.b\018F1801.D
11-MAR-2010 07:57	16-TOXAPH	\\cansvr11\dd\chem\GCS\a2hp9.i\100310-1.b\100310-1.b\017F1701.D
11-MAR-2010 08:21	1-AB	\\cansvr11\dd\chem\GCS\a2hp9.i\100310-1.b\100310-1.b\018F1801.D
11-MAR-2010 07:57	16-TOXAPH	\\cansvr11\dd\chem\GCS\a2hp9.i\100310-1.b\100310-1.b\017F1701.D
11-MAR-2010 01:25	16-TOXAPH	\\cansvr11\dd\chem\GCS\a2hp9.i\100310-1.b\100310-1.b\004F0401.D
11-MAR-2010 01:02	1-AB	\\cansvr11\dd\chem\GCS\a2hp9.i\100310-1.b\100310-1.b\003F0301.D
11-MAR-2010 01:48	15-TECHLOR	\\cansvr11\dd\chem\GCS\a2hp9.i\100310-1.b\100310-1.b\005F0501.D
11-MAR-2010 01:25	16-TOXAPH	\\cansvr11\dd\chem\GCS\a2hp9.i\100310-1.b\100310-1.b\004F0401.D
11-MAR-2010 01:02	1-AB	\\cansvr11\dd\chem\GCS\a2hp9.i\100310-1.b\100310-1.b\003F0301.D

Data File: \\cansvr11\dd\chem\GCS\a2hp9.i\100310-1.b/027F2701.D
Report Date: 03/11/2010

EVALB Degradation Report

Instrument ID: a2hp9.i Injection Date: 11-MAR-2010 11:58
Lab File ID: 027F2701.D Lab Sample ID: PEM
Analysis Type: NONE Method File: \\cansvr11\dd\chem\GCS\a2hp9.i\100310-1.b\PES

4,4'-DDT Degradation

RT	Area	Compound
10.216	11762988	4,4'-DDT
8.5470	51373	4,4'-DDE
9.7254	171695	4,4'-DDD

Percent Degradation of 4,4'-DDT: 1.86

Endrin Degradation

RT	Area	Compound
9.4145	6248373	Endrin
10.590	199550	Endrin aldehyde
11.684	396584	Endrin ketone

Percent Degradation of Endrin: 8.71

TestAmerica North Canton

PESTICIDES 8081/608

Data file : \\cansvr11\dd\chem\GCS\a2hp9.i\100310-1.b\027F2701.D
Lab Smp Id: PEM
Inj Date : 11-MAR-2010 11:58
Operator : 093905   Inst ID: a2hp9.i
Smp Info : PEM
Misc Info : 12-PEM.SUB
Comment   :
Method   : \\cansvr11\dd\chem\GCS\a2hp9.i\100310-1.b\PEST9.m
Meth Date : 11-Mar-2010 12:39 vandorenc Quant Type: ESTD
Cal Date : 09-MAR-2010 13:48   Cal File: 013F1301.D
Als bottle: 27   QC Sample: PEM
Dil Factor: 1.00000
Integrator: Falcon   Compound Sublist: 12-PEM.SUB
Target Version: 4.14   Sample Matrix: None
Processing Host: CANPGCSV23

				CONCENTRATIONS ON-COL	FINAL		
RT	EXP RT	DLT RT	RESPONSE	(ng)	(ng)	TARGET RANGE	RATIO
4 alpha-BHC						CAS #: 319-84-6	
4.499	4.499	0.000	1311626	0.01023	0.01023		
5 gamma-BHC (Lindane)						CAS #: 58-89-9	
4.923	4.922	0.001	1593198	0.01004	0.01004		
6 beta-BHC						CAS #: 319-85-7	
5.070	5.070	0.000	390191	0.01003	0.01003		
16 4,4'-DDE						CAS #: 72-55-9	
8.547	8.547	0.000	51373	4.e-004	0.0004019		
18 Endrin						CAS #: 72-20-8	
9.414	9.414	0.000	2517682	0.05054	0.05054		
20 4,4'-DDD						CAS #: 72-54-8	
9.725	9.725	0.000	171695	0.00179	0.001791		
22 Endosulfan II						CAS #: 33213-65-9	

Peaks not detected for Quant. or Qual. signal(s).

23 4,4'-DDT						CAS #: 50-29-3	
10.216	10.217	-0.001	11762988	0.11241	0.1124		
25 Endrin aldehyde						CAS #: 7421-93-4	
10.589	10.589	0.000	87076	0.00210	0.002101		

```
   27 Methoxychlor                                CAS #: 72-43-5
11.112  11.112    0.000        13654819 0.26968   0.2697
--------------------------------------------------------------------------------
   28 Endosulfan sulfate                          CAS #: 1031-07-8
11.282  11.290   -0.008           43864  4e-004  0.0004383
--------------------------------------------------------------------------------
```

RT	EXP RT	DLT RT	RESPONSE	CONCENTRATIONS ON-COL (ng)	FINAL (ng)	TARGET RANGE	RATIO
29 Endrin ketone					CAS #: 53494-70-5		
11.683	11.684	-0.001	192147	0.00324	0.003240		

Data File: \\cansvr11\dd\chem\GCS\a2hp9.i\100310-1.b\027F2701.D

Page 1

Date : 11-MAR-2010 11:58

Client ID:

Instrument: a2hp9.i

Sample Info: PEM

Operator: 093905

Column phase: clp pesticides I

Column diameter: 0.53

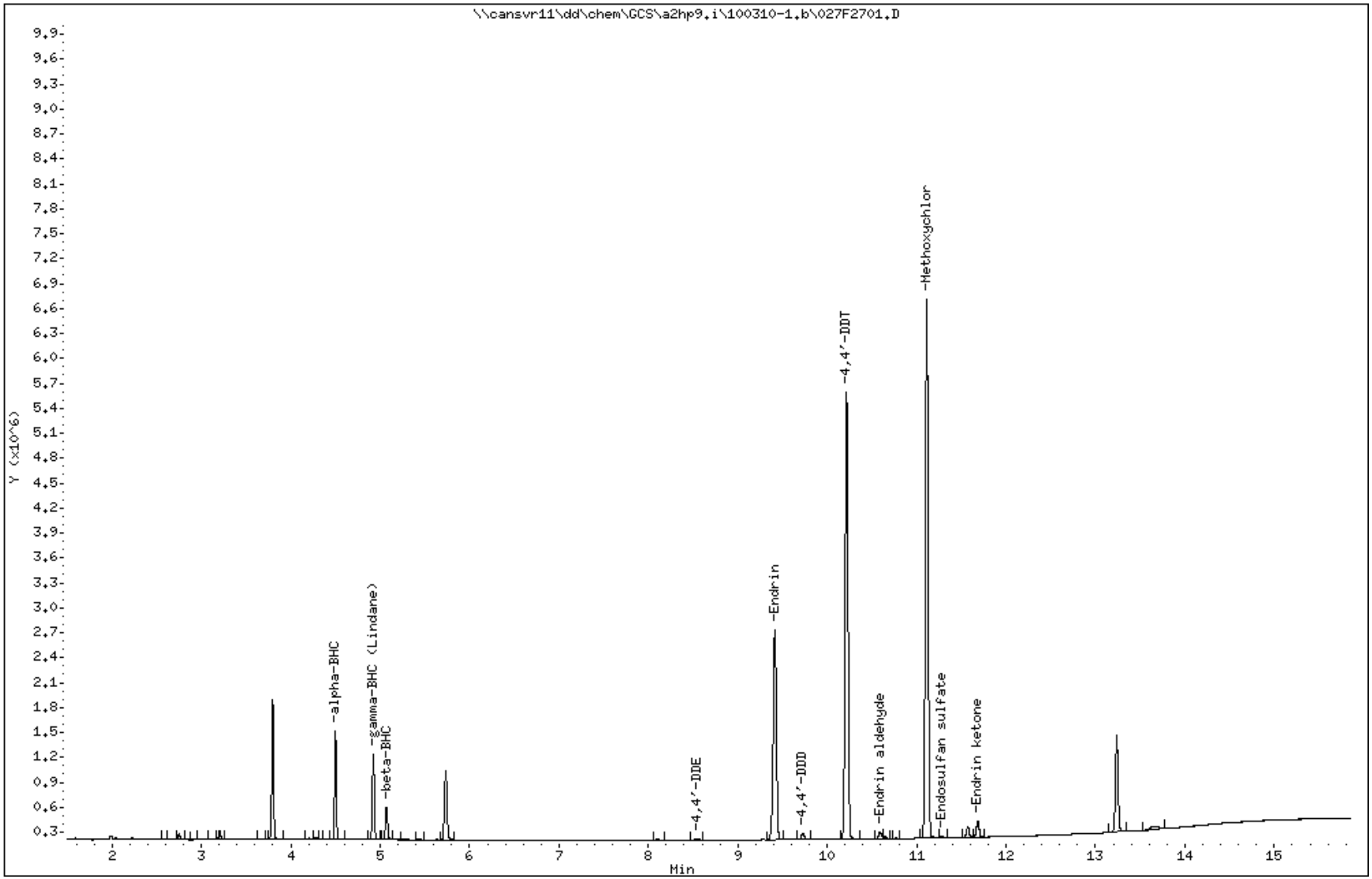

1996

North Canton

COMPOUNDS and EXP. RT REPORT

Operator: 093905 Date Acquired: 11-MAR-2010 11:58
Data File: //cansvr11/dd/chem/GCS/a2hp9.i/100310-1.b/027F2701.D
Lab Sample ID: PEM
Misc. Info: 12-PEM.SUB
Instrument: a2hp9.i
Method: \\cansvr11\dd\chem\GCS\a2hp9.i\100310-1.b\PEST9.m
Dilution Factor: 1

Compound	RT	Area	Amount	Conc
4) alpha-BHC	4.500	1765034	0.010	0.010
5) gamma-BHC (Lindane)	4.924	1593198	0.010	0.010
6) beta-BHC	5.070	662709	0.010	0.010
16) 4,4'-DDE	8.547	51373	0.000	0.000
18) Endrin	9.415	6248373	0.051	0.051
20) 4,4'-DDD	9.725	171695	0.002	0.002
22) Endosulfan II	NOT DETECTED Expected RT = 9.836			
23) 4,4'-DDT	10.216	11762988	0.112	0.112
25) Endrin aldehyde	10.590	199550	0.002	0.002
27) Methoxychlor	11.113	13654819	0.270	0.270
28) Endosulfan sulfate	11.282	43864	0.000	0.000
29) Endrin ketone	11.684	396584	0.003	0.003

TestAmerica North Canton

CONTINUING CALIBRATION COMPOUNDS

Instrument ID: a2hp9.i Injection Date: 11-MAR-2010 12:23
Lab File ID: 028F2801.D Init. Cal. Date(s): 09-MAR-2010 09-MAR-2010
Analysis Type: Init. Cal. Times: 09:45 14:13
Lab Sample ID: AB3 Quant Type: ESTD
Method: \\cansvr11\dd\chem\GCS\a2hp9.i\100310-1.b\PEST9.m

COMPOUND	RRF / AMOUNT	RF0.025	CCAL RRF0.025	MIN RRF	%D / %DRIFT	MAX %D / %DRIFT	CURVE TYPE
$ 1 Tetrachloro-m-xylene	81090080	86271040	86271040	0.000	-6.38914	15.00000	Averaged
4 alpha-BHC	128169275	139698440	139698440	0.010	-8.99526	15.00000	Averaged
5 gamma-BHC (Lindane)	158714774	167295080	167295080	0.010	-5.40612	15.00000	Averaged
6 beta-BHC	38898715	40852800	40852800	0.010	-5.02352	15.00000	Averaged
7 delta-BHC	155983743	169186360	169186360	0.010	-8.46410	15.00000	Averaged
8 Heptachlor	72446535	81354480	81354480	0.010	-12.29589	15.00000	Averaged
10 Aldrin	152173471	156630440	156630440	0.010	-2.92887	15.00000	Averaged
12 Heptachlor epoxide	44748664	47601880	47601880	0.010	-6.37609	15.00000	Averaged
13 gamma-Chlordane	47525948	50158920	50158920	0.010	-5.54007	15.00000	Averaged
14 alpha-Chlordane	48985463	51702520	51702520	0.010	-5.54666	15.00000	Averaged
15 Endosulfan I	46396156	50314080	50314080	0.010	-8.44450	15.00000	Averaged
16 4,4'-DDE	127811028	138331800	138331800	0.010	-8.23151	15.00000	Averaged
17 Dieldrin	136210438	143207520	143207520	0.010	-5.13696	15.00000	Averaged
18 Endrin	49813351	54994120	54994120	0.010	-10.40036	15.00000	Averaged
20 4,4'-DDD	95872953	108014440	108014440	0.010	-12.66414	15.00000	Averaged
22 Endosulfan II	49240798	53410480	53410480	0.010	-8.46794	15.00000	Averaged
23 4,4'-DDT	104646849	112188560	112188560	0.010	-7.20682	15.00000	Averaged
25 Endrin aldehyde	41443938	45134440	45134440	0.010	-8.90481	15.00000	Averaged
27 Methoxychlor	50633542	58193200	58193200	0.010	-14.93014	15.00000	Averaged
28 Endosulfan sulfate	100076584	110190640	110190640	0.010	-10.10632	15.00000	Averaged
29 Endrin ketone	59304453	63900480	63900480	0.010	-7.74989	15.00000	Averaged
$ 30 Decachlorobiphenyl	54184156	59459120	59459120	0.010	-9.73525	15.00000	Averaged

Average %D / Drift Results.

Calculated Average %D/Drift = 8.13383
Maximun Average %D/Drift = 15.00000
* Passed Average %D/Drift Test.

TestAmerica North Canton

PESTICIDES 8081/608

Data file : \\cansvr11\dd\chem\GCS\a2hp9.i\100310-1.b\028F2801.D
Lab Smp Id: AB3
Inj Date : 11-MAR-2010 12:23
Operator : 093905   Inst ID: a2hp9.i
Smp Info : AB3,,2
Misc Info : 1-AB.SUB
Comment   :
Method   : \\cansvr11\dd\chem\GCS\a2hp9.i\100310-1.b\PEST9.m
Meth Date : 11-Mar-2010 12:39 vandorenc Quant Type: ESTD
Cal Date : 09-MAR-2010 13:48   Cal File: 013F1301.D
Als bottle: 28   Continuing Calibration Sample
Dil Factor: 1.00000
Integrator: Falcon   Compound Sublist: 1-AB.SUB
Target Version: 4.14   Sample Matrix: None
Processing Host: CANSVR10

				AMOUNTS			
				CAL-AMT	ON-COL		
RT	EXP RT	DLT RT	RESPONSE	(ng)	(ng)	TARGET RANGE	RATIO
$ 1 Tetrachloro-m-xylene						CAS #: 877-09-8	
3.797	3.797	0.000	2156776	0.02500	0.02660		
4 alpha-BHC						CAS #: 319-84-6	
4.499	4.499	0.000	3492461	0.02500	0.02725		
5 gamma-BHC (Lindane)						CAS #: 58-89-9	
4.922	4.922	0.000	4182377	0.02500	0.02635		
6 beta-BHC						CAS #: 319-85-7	
5.070	5.070	0.000	1021320	0.02500	0.02626		
7 delta-BHC						CAS #: 319-86-8	
5.318	5.318	0.000	4229659	0.02500	0.02712		
		Sum of Peak Amounts =			0.02712		
8 Heptachlor						CAS #: 76-44-8	
5.643	5.643	0.000	2033862	0.02500	0.02807		
10 Aldrin						CAS #: 309-00-2	
6.171	6.171	0.000	3915761	0.02500	0.02573		
12 Heptachlor epoxide						CAS #: 1024-57-3	
7.607	7.607	0.000	1190047	0.02500	0.02659		
13 gamma-Chlordane						CAS #: 5103-74-2	
7.909	7.909	0.000	1253973	0.02500	0.02638		
14 alpha-Chlordane						CAS #: 5103-71-9	

8.223 8.223 0.000 1292563 0.02500 0.02639

---

15 Endosulfan I CAS #: 959-98-8

8.477 8.477 0.000 1257852 0.02500 0.02711

				AMOUNTS			
				CAL-AMT	ON-COL		
RT	EXP RT	DLT RT	RESPONSE	(ng)	(ng)	TARGET RANGE	RATIO
16 4,4'-DDE					CAS #: 72-55-9		
8.547	8.547	0.000	3458295	0.02500	0.02706		
17 Dieldrin					CAS #: 60-57-1		
8.989	8.989	0.000	3580188	0.02500	0.02628		
18 Endrin					CAS #: 72-20-8		
9.414	9.414	0.000	1374853	0.02500	0.02760		
20 4,4'-DDD					CAS #: 72-54-8		
9.725	9.725	0.000	2700361	0.02500	0.02817		
22 Endosulfan II					CAS #: 33213-65-9		
9.836	9.836	0.000	1335262	0.02500	0.02712		
23 4,4'-DDT					CAS #: 50-29-3		
10.217	10.217	0.000	2804714	0.02500	0.02680		
25 Endrin aldehyde					CAS #: 7421-93-4		
10.589	10.589	0.000	1128361	0.02500	0.02723		
27 Methoxychlor					CAS #: 72-43-5		
11.112	11.112	0.000	1454830	0.02500	0.02873		
28 Endosulfan sulfate					CAS #: 1031-07-8		
11.290	11.290	0.000	2754766	0.02500	0.02753		
29 Endrin ketone					CAS #: 53494-70-5		
11.684	11.684	0.000	1597512	0.02500	0.02694		
$ 30 Decachlorobiphenyl					CAS #: 2051-24-3		
13.238	13.238	0.000	1486478	0.02500	0.02743		

Data File: \\cansvr11\dd\chem\GCS\a2hp9.i\100310-1.b\028F2801.D

Date : 11-MAR-2010 12:23

Client ID:

Instrument: a2hp9.i

Sample Info: AB3,,2

Operator: 093905

Column phase: clp pesticides I

Column diameter: 0.53

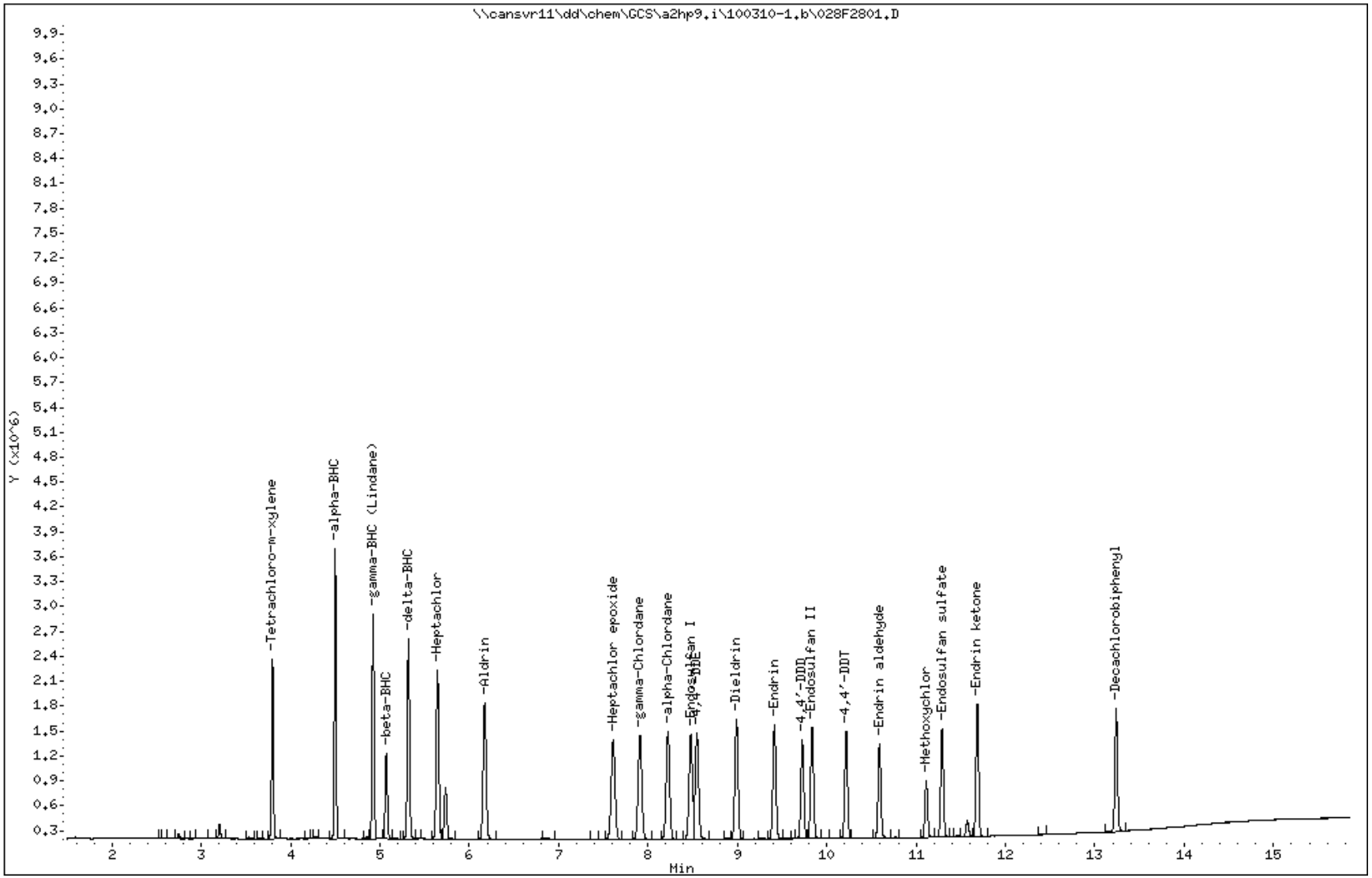

COMPOUNDS and EXP. RT REPORT

Operator: 093905 Date Acquired: 11-MAR-2010 12:23
Data File: //cansvr11/dd/chem/GCS/a2hp9.i/100310-1.b/028F2801.D
Lab Sample ID: AB3
Misc. Info: 1-AB.SUB
Instrument: a2hp9.i
Method: \\cansvr11\dd\chem\GCS\a2hp9.i\100310-1.b\PEST9.m
Dilution Factor: 1

Compound	RT	Area	Amount	Conc
1) Tetrachloro-m-xylene	3.798	2841797	0.027	0.027
4) alpha-BHC	4.500	4738517	0.027	0.027
5) gamma-BHC (Lindane)	4.923	4182377	0.026	0.026
6) beta-BHC	5.070	1720896	0.026	0.026
7) delta-BHC	5.319	4229659	0.027	0.027
8) Heptachlor	5.644	4139391	0.028	0.028
10) Aldrin	6.171	3915761	0.026	0.026
12) Heptachlor epoxide	7.608	3592303	0.027	0.027
13) gamma-Chlordane	7.910	3633450	0.026	0.026
14) alpha-Chlordane	8.224	3600229	0.026	0.026
15) Endosulfan I	8.478	3383001	0.027	0.027
16) 4,4'-DDE	8.547	3458295	0.027	0.027
17) Dieldrin	8.990	3580188	0.026	0.026
18) Endrin	9.415	3313525	0.028	0.028
20) 4,4'-DDD	9.725	2700361	0.028	0.028
22) Endosulfan II	9.836	3138787	0.027	0.027
23) 4,4'-DDT	10.217	2804714	0.027	0.027
25) Endrin aldehyde	10.590	2497415	0.027	0.027
27) Methoxychlor	11.113	1454830	0.029	0.029
28) Endosulfan sulfate	11.290	2754766	0.028	0.028
29) Endrin ketone	11.685	3283741	0.027	0.027
30) Decachlorobiphenyl	13.239	3043857	0.027	0.027

Data File: \\cansvr11\dd\chem\GCS\a2hp9.i\100310-1.b\029F2901.D Page 1
Report Date: 11-Mar-2010 16:02

TestAmerica North Canton

RECOVERY REPORT

Client Name: Client SDG: SDGa00713
Sample Matrix: LIQUID Fraction: Pesticides
Lab Smp Id: MRL
Level: LOW Operator: 093905
Data Type: GC MULTI COMP SampleType: MRL
SpikeList File: MRL.spk Quant Type: ESTD
Sublist File: mrl.sub
Method File: \\cansvr11\dd\chem\GCS\a2hp9.i\100310-1.b\PEST9.m
Misc Info:

SPIKE COMPOUND	AMOUNT ADDED ng	AMOUNT RECOVERED ng	% RECOVERED	LIMITS
4 alpha-BHC	0.005000	0.004806	96.13	70-130
5 gamma-BHC (Lindane	0.005000	0.004922	98.45	70-130
6 beta-BHC	0.005000	0.005536	110.73	70-130
7 delta-BHC	0.005000	0.004866	97.32	70-130
8 Heptachlor	0.005000	0.005312	106.24	70-130
10 Aldrin	0.005000	0.004964	99.28	70-130
12 Heptachlor epoxide	0.005000	0.005292	105.83	70-130
13 gamma-Chlordane	0.005000	0.005116	102.32	70-130
14 alpha-Chlordane	0.005000	0.005202	104.03	70-130
15 Endosulfan I	0.005000	0.005344	106.88	70-130
16 4,4'-DDE	0.005000	0.005319	106.38	70-130
17 Dieldrin	0.005000	0.005013	100.26	70-130
18 Endrin	0.005000	0.005299	105.99	70-130
20 4,4'-DDD	0.005000	0.005277	105.53	70-130
22 Endosulfan II	0.005000	0.005407	108.13	70-130
23 4,4'-DDT	0.005000	0.005029	100.58	70-130
25 Endrin aldehyde	0.005000	0.005462	109.24	70-130
27 Methoxychlor	0.005000	0.005995	119.91	70-130
28 Endosulfan sulfate	0.005000	0.005657	113.14	70-130
29 Endrin ketone	0.005000	0.005478	109.56	70-130

TestAmerica North Canton

PESTICIDES 8081/608

Data file : \\cansvr11\dd\chem\GCS\a2hp9.i\100310-1.b\029F2901.D
Lab Smp Id: MRL
Inj Date : 11-MAR-2010 12:47
Operator : 093905   Inst ID: a2hp9.i
Smp Info : MRL
Misc Info :
Comment   :
Method   : \\cansvr11\dd\chem\GCS\a2hp9.i\100310-1.b\PEST9.m
Meth Date : 11-Mar-2010 13:28 vandorenc Quant Type: ESTD
Cal Date : 09-MAR-2010 13:48   Cal File: 013F1301.D
Als bottle: 29   QC Sample: MRL
Dil Factor: 1.00000
Integrator: Falcon   Compound Sublist: mrl.sub
Target Version: 4.14   Sample Matrix: WATER
Processing Host: CANPGCSV23

Concentration Formula: Amt * DF * Vt/Vo/Vi * CpndVariable

Name	Value	Description
DF	1.000	Dilution Factor
Vt	1.000	Volume of final extract (uL)
Vo	1.000	Volume of sample extracted (mL)
Vi	1.000	Volume injected
Cpnd Variable		Local Compound Variable

				CONCENTRATIONS ON-COL (ng)	FINAL (ug/L)	TARGET RANGE	RATIO
RT	EXP RT	DLT RT	RESPONSE				
4 alpha-BHC					CAS #: 319-84-6		
4.499	4.499	0.000	616022	0.00481	0.004806		
5 gamma-BHC (Lindane)					CAS #: 58-89-9		
4.922	4.922	0.000	781238	0.00492	0.004922		
6 beta-BHC					CAS #: 319-85-7		
5.070	5.070	0.000	215355	0.00554	0.005536		
7 delta-BHC					CAS #: 319-86-8		
5.318	5.318	0.000	758992	0.00487	0.004866		
Sum of Peak Concentrations = 0.004866							
8 Heptachlor					CAS #: 76-44-8		
5.643	5.643	0.000	384829	0.00531	0.005312		
10 Aldrin					CAS #: 309-00-2		

6.171 6.171 0.000 755422 0.00496 0.004964

---

12 Heptachlor epoxide CAS #: 1024-57-3

7.607 7.607 0.000 236790 0.00529 0.005292

RT	EXP RT	DLT RT	RESPONSE	CONCENTRATIONS ON-COL (ng)	CONCENTRATIONS FINAL (ug/L)	TARGET RANGE	RATIO
13 gamma-Chlordane					CAS #: 5103-74-2		
7.909	7.909	0.000	243143	0.00512	0.005116		
14 alpha-Chlordane					CAS #: 5103-71-9		
8.221	8.223	-0.002	254799	0.00520	0.005202		
15 Endosulfan I					CAS #: 959-98-8		
8.476	8.477	-0.001	247933	0.00534	0.005344		
16 4,4'-DDE					CAS #: 72-55-9		
8.547	8.547	0.000	679804	0.00532	0.005319		
17 Dieldrin					CAS #: 60-57-1		
8.988	8.989	-0.001	682799	0.00501	0.005013		
18 Endrin					CAS #: 72-20-8		
9.414	9.414	0.000	263974	0.00530	0.005299		
20 4,4'-DDD					CAS #: 72-54-8		
9.727	9.725	0.002	505896	0.00528	0.005277		
22 Endosulfan II					CAS #: 33213-65-9		
9.836	9.836	0.000	266230	0.00541	0.005407		
23 4,4'-DDT					CAS #: 50-29-3		
10.215	10.217	-0.002	526275	0.00503	0.005029		
25 Endrin aldehyde					CAS #: 7421-93-4		
10.590	10.589	0.001	226372	0.00546	0.005462		
27 Methoxychlor					CAS #: 72-43-5		
11.113	11.112	0.001	303571	0.00600	0.005995		
28 Endosulfan sulfate					CAS #: 1031-07-8		
11.290	11.290	0.000	566124	0.00566	0.005657		
29 Endrin ketone					CAS #: 53494-70-5		
11.683	11.684	-0.001	324875	0.00548	0.005478		

Data File: \\cansvr11\dd\chem\GCS\a2hp9.i\100310-1.b\029F2901.D

Date : 11-MAR-2010 12:47

Client ID:

Instrument: a2hp9.i

Sample Info: MRL

Volume Injected (uL): 1.0

Operator: 093905

Column phase: clp pesticides I

Column diameter: 0.53

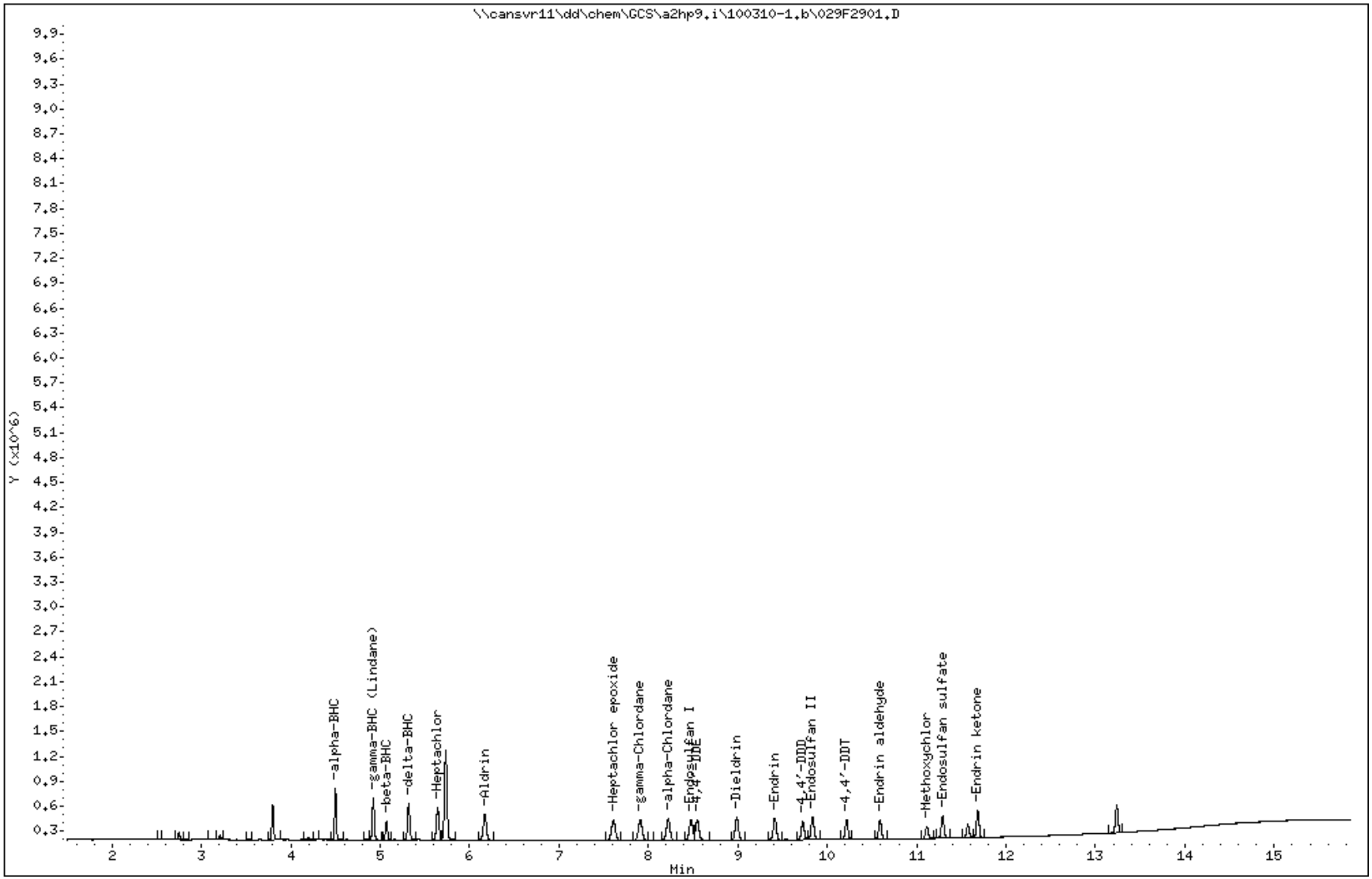

TestAmerica North Canton

CONTINUING CALIBRATION COMPOUNDS

Instrument ID: a2hp9.i Injection Date: 11-MAR-2010 13:12
Lab File ID: 030F3001.D Init. Cal. Date(s): 09-MAR-2010 09-MAR-2010
Analysis Type: Init. Cal. Times: 09:45 14:13
Lab Sample ID: TOX3 G268 Quant Type: ESTD
Method: \\cansvr11\dd\chem\GCS\a2hp9.i\100310-1.b\PEST9.m

COMPOUND	RRF / AMOUNT	RF0.025	CCAL RRF0.025	MIN RRF	%D / %DRIFT	MAX %D / %DRIFT	CURVE TYPE
24 Toxaphene(1)	1838865	1912944	1912944	0.010	-4.02853	15.00000	Averaged
(2)	1843716	1868101	1868101	0.010	-1.32262	15.00000	Averaged
(3)	1615048	1649170	1649170	0.010	-2.11274	15.00000	Averaged
(4)	2351074	2380302	2380302	0.010	-1.24316	15.00000	Averaged
(5)	2235378	2265399	2265399	0.010	-1.34300	15.00000	Averaged

Average %D / Drift Results.

Calculated Average %D/Drift = 2.01001
Maximun Average %D/Drift = 15.00000
* Passed Average %D/Drift Test.

TestAmerica North Canton

PESTICIDES 8081/608

Data file : \\cansvr11\dd\chem\GCS\a2hp9.i\100310-1.b\030F3001.D
Lab Smp Id: TOX3 G268
Inj Date : 11-MAR-2010 13:12
Operator : 093905 Inst ID: a2hp9.i
Smp Info : TOX3 G268,,2
Misc Info : 16-TOXAPH.SUB
Comment   :
Method   : \\cansvr11\dd\chem\GCS\a2hp9.i\100310-1.b\PEST9.m
Meth Date : 11-Mar-2010 16:02 vandorenc Quant Type: ESTD
Cal Date : 09-MAR-2010 13:48 Cal File: 013F1301.D
Als bottle: 30 Continuing Calibration Sample
Dil Factor: 1.00000
Integrator: Falcon Compound Sublist: 16-TOXAPH.SUB
Target Version: 4.14 Sample Matrix: None
Processing Host: CANPGCSV23

				AMOUNTS				
				CAL-AMT	ON-COL			
RT	EXP RT	DLT RT	RESPONSE	(ng)	(ng)	TARGET RANGE		RATIO
24 Toxaphene						CAS #: 8001-35-2		
9.960	9.960	0.000	1912944	1.00000	1.040	80.00- 120.00		100.00(M)
10.390	10.390	0.000	1868101	1.00000	1.013	114.04- 154.04		97.66
10.539	10.539	0.000	1649170	1.00000	1.021	115.64- 155.64		86.21
11.100	11.100	0.000	2380302	1.00000	1.012	52.78- 92.78		124.43
11.204	11.204	0.000	2265399	1.00000	1.013	69.36- 109.36		118.42
		Average of Peak Amounts =			1.01980			

QC Flag Legend

M - Compound response manually integrated.

Data File: \\cansvr11\dd\chem\GCS\a2hp9.i\100310-1.b\030F3001.D

Date : 11-MAR-2010 13:12

Client ID:

Instrument: a2hp9.i

Sample Info: TOX3 G268,,2

Operator: 093905

Column phase: clp pesticides I

Column diameter: 0.53

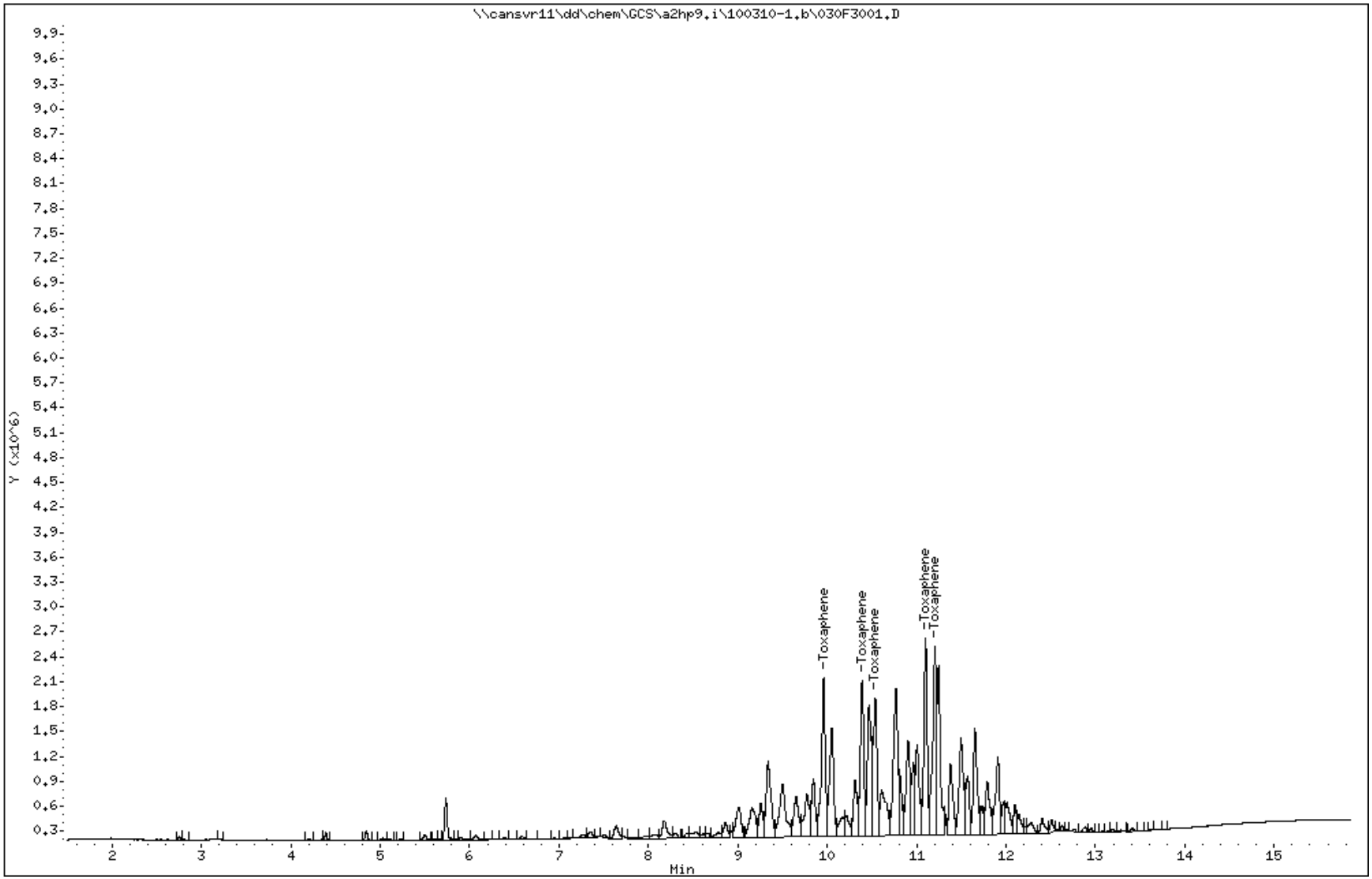

COMPOUNDS and EXP. RT REPORT

Operator: 093905 Date Acquired: 11-MAR-2010 13:12
Data File: \\cansvr11\dd\chem\GCS\a2hp9.i\100310-1.b\030F3001.D
Lab Sample ID: TOX3 G268
Misc. Info: 16-TOXAPH.SUB
Instrument: a2hp9.i
Method: \\cansvr11\dd\chem\GCS\a2hp9.i\100310-1.b\PEST9.m
Dilution Factor: 1

Compound	RT	Area	Amount	Conc
24) Toxaphene	9.960	5782321	1.040	1.040

Data File Name: 030F3001.D
Inj. Date and Time: 11-MAR-2010 13:12
Instrument ID: a2hp9.i
Client ID:
Compound Name: Toxaphene
CAS #: 8001-35-2
Report Date: 03/11/2010

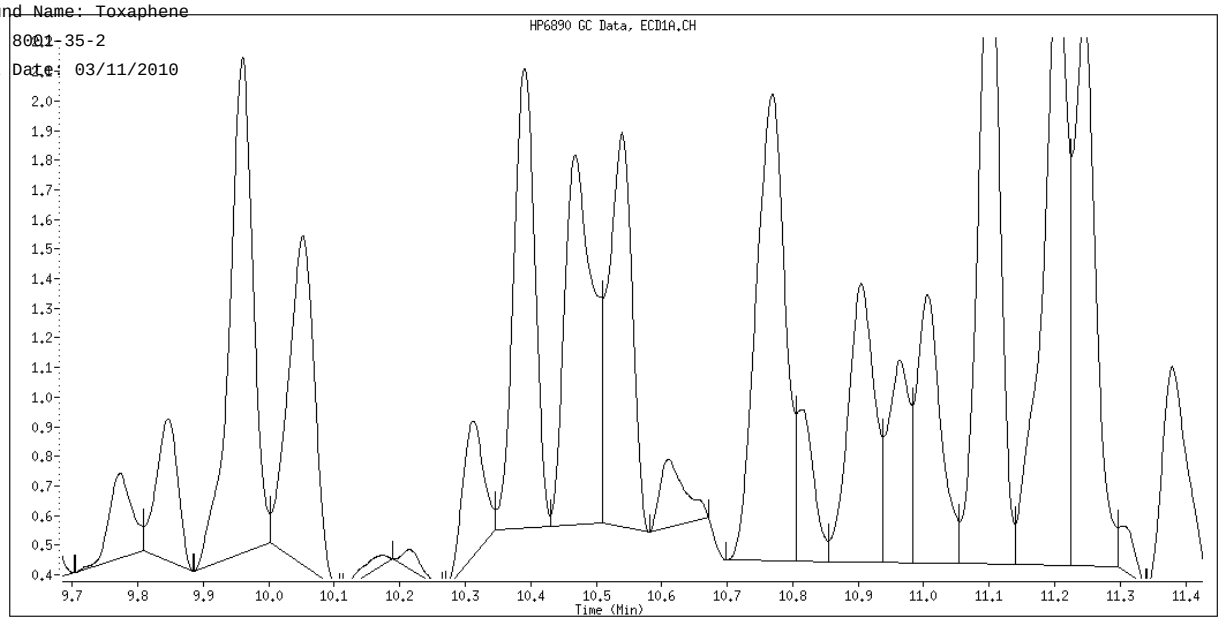

Original Integration

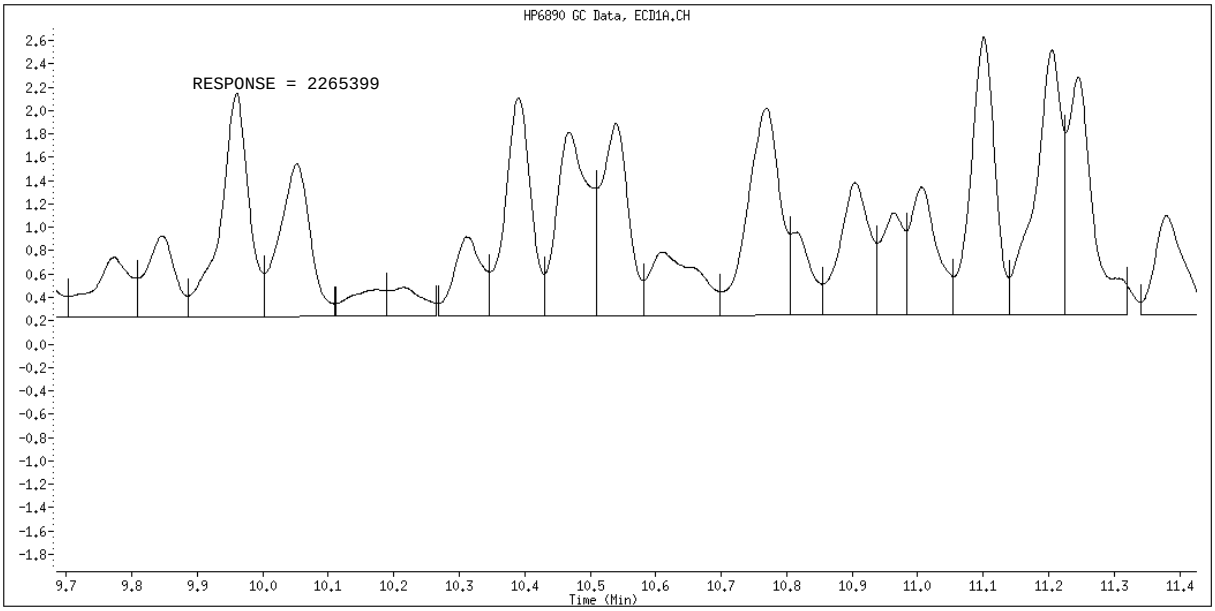

Manual Integration

Manually Integrated By: vandorenc
Manual Integration Reason: Baseline Event

TestAmerica North Canton

CONTINUING CALIBRATION COMPOUNDS

Instrument ID: a2hp9.i Injection Date: 11-MAR-2010 18:17
Lab File ID: 042F4201.D Init. Cal. Date(s): 09-MAR-2010 09-MAR-2010
Analysis Type: Init. Cal. Times: 09:45 14:13
Lab Sample ID: TOX3 G268 Quant Type: ESTD
Method: \\cansvr11\dd\chem\GCS\a2hp9.i\100310-1.b\PEST9.m

COMPOUND	RRF / AMOUNT	RF0.025	CCAL RRF0.025	MIN RRF	%D / %DRIFT	MAX %D / %DRIFT	CURVE TYPE
24 Toxaphene(1)	1838865	2004268	2004268	0.010	-8.99485	15.00000	Averaged
(2)	1843716	1930475	1930475	0.010	-4.70568	15.00000	Averaged
(3)	1615048	1676129	1676129	0.010	-3.78198	15.00000	Averaged
(4)	2351074	2370980	2370980	0.010	-0.84666	15.00000	Averaged
(5)	2235378	2214508	2214508	0.010	0.93362	15.00000	Averaged

Average %D / Drift Results.

Calculated Average %D/Drift = 3.85256
Maximun Average %D/Drift = 15.00000
* Passed Average %D/Drift Test.

TestAmerica North Canton

PESTICIDES 8081/608

Data file : \\cansvr11\dd\chem\GCS\a2hp9.i\100310-1.b\042F4201.D
Lab Smp Id: TOX3 G268
Inj Date : 11-MAR-2010 18:17
Operator : 093905 Inst ID: a2hp9.i
Smp Info : TOX3 G268,,2
Misc Info : 16-TOXAPH.SUB
Comment   :
Method   : \\cansvr11\dd\chem\GCS\a2hp9.i\100310-1.b\PEST9.m
Meth Date : 12-Mar-2010 06:23 vandorenc Quant Type: ESTD
Cal Date : 09-MAR-2010 13:48 Cal File: 013F1301.D
Als bottle: 42 Continuing Calibration Sample
Dil Factor: 1.00000
Integrator: Falcon Compound Sublist: 16-TOXAPH.SUB
Target Version: 4.14 Sample Matrix: None
Processing Host: CANPGCSV23

				AMOUNTS				
				CAL-AMT	ON-COL			
RT	EXP RT	DLT RT	RESPONSE	(ng)	(ng)	TARGET RANGE		RATIO
24 Toxaphene						CAS #: 8001-35-2		
9.956	9.956	0.000	2004268	1.00000	1.090	80.00- 120.00		100.00
10.387	10.387	0.000	1930475	1.00000	1.047	114.04- 154.04		96.32
10.534	10.534	0.000	1676129	1.00000	1.038	115.64- 155.64		83.63
11.098	11.098	0.000	2370980	1.00000	1.008	52.78- 92.78		118.30
11.201	11.201	0.000	2214508	1.00000	0.9907	69.36- 109.36		110.49
		Average of Peak Amounts =			1.03474			

Data File: \\cansvr11\dd\chem\GCS\a2hp9.i\100310-1.b\042F4201.D

Date : 11-MAR-2010 18:17

Client ID:

Instrument: a2hp9.i

Sample Info: TOX3 G268,,2

Operator: 093905

Column phase: clp pesticides I

Column diameter: 0.53

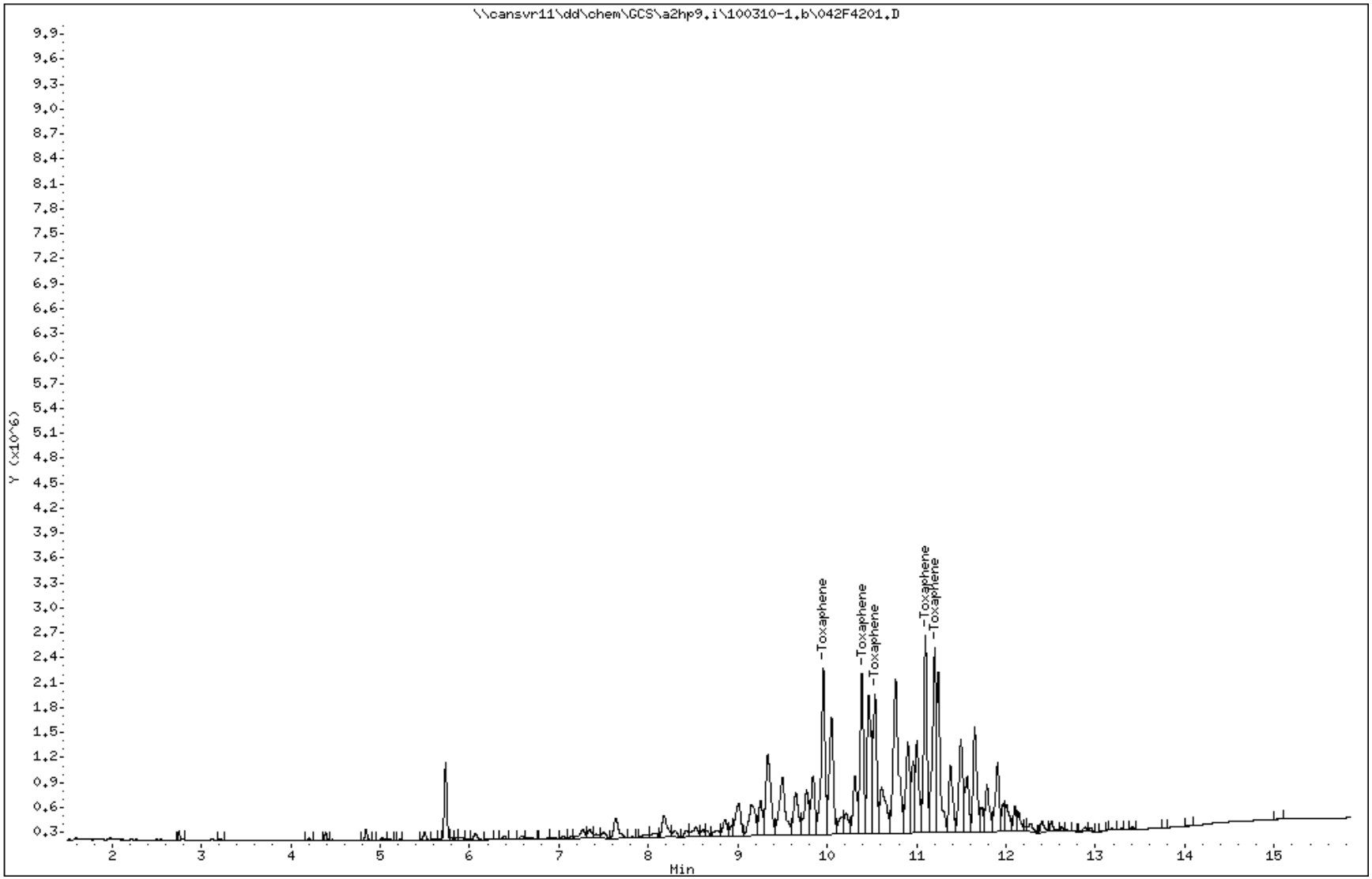

COMPOUNDS and EXP. RT REPORT

Operator: 093905 Date Acquired: 11-MAR-2010 18:17
Data File: //cansvr11/dd/chem/GCS/a2hp9.i/100310-1.b/042F4201.D
Lab Sample ID: TOX3 G268
Misc. Info: 16-TOXAPH.SUB
Instrument: a2hp9.i
Method: \\cansvr11\dd\chem\GCS\a2hp9.i\100310-1.b\PEST9.m
Dilution Factor: 1

Compound	RT	Area	Amount	Conc
24) Toxaphene	9.956	5943718	1.090	1.090

TestAmerica North Canton

CONTINUING CALIBRATION COMPOUNDS

Instrument ID: a2hp9.i Injection Date: 11-MAR-2010 18:41
Lab File ID: 043F4301.D Init. Cal. Date(s): 09-MAR-2010 09-MAR-2010
Analysis Type: Init. Cal. Times: 09:45 14:13
Lab Sample ID: AB3 G252 Quant Type: ESTD
Method: \\cansvr11\dd\chem\GCS\a2hp9.i\100310-1.b\PEST9.m

COMPOUND	RRF / AMOUNT	RF0.025	CCAL RRF0.025	MIN RRF	%D / %DRIFT	MAX %D / %DRIFT	CURVE TYPE	
$ 1 Tetrachloro-m-xylene	81090080	81556400	81556400	0.000	-0.57506	15.00000	Averaged	
4 alpha-BHC	128169275	130881880	130881880	0.010	-2.11642	15.00000	Averaged	
5 gamma-BHC (Lindane)	158714774	160292440	160292440	0.010	-0.99403	15.00000	Averaged	
6 beta-BHC	38898715	39621800	39621800	0.010	-1.85889	15.00000	Averaged	
7 delta-BHC	155983743	164691320	164691320	0.010	-5.58236	15.00000	Averaged	
8 Heptachlor	72446535	79058520	79058520	0.010	-9.12671	15.00000	Averaged	
10 Aldrin	152173471	149139720	149139720	0.010	1.99361	15.00000	Averaged	
12 Heptachlor epoxide	44748664	46599360	46599360	0.010	-4.13576	15.00000	Averaged	
13 gamma-Chlordane	47525948	49141800	49141800	0.010	-3.39994	15.00000	Averaged	
14 alpha-Chlordane	48985463	50462120	50462120	0.010	-3.01448	15.00000	Averaged	
15 Endosulfan I	46396156	49058080	49058080	0.010	-5.73738	15.00000	Averaged	
16 4,4'-DDE	127811028	136644680	136644680	0.010	-6.91149	15.00000	Averaged	
17 Dieldrin	136210438	141253880	141253880	0.010	-3.70268	15.00000	Averaged	
18 Endrin	49813351	54842760	54842760	0.010	-10.09651	15.00000	Averaged	
20 4,4'-DDD	95872953	114424160	114424160	0.010	-19.34978	15.00000	Averaged	<-
22 Endosulfan II	49240798	53706920	53706920	0.010	-9.06996	15.00000	Averaged	
23 4,4'-DDT	104646849	102989160	102989160	0.010	1.58408	15.00000	Averaged	
25 Endrin aldehyde	41443938	45022000	45022000	0.010	-8.63350	15.00000	Averaged	
27 Methoxychlor	50633542	55596080	55596080	0.010	-9.80089	15.00000	Averaged	
28 Endosulfan sulfate	100076584	110532760	110532760	0.010	-10.44817	15.00000	Averaged	
29 Endrin ketone	59304453	64133240	64133240	0.010	-8.14237	15.00000	Averaged	
$ 30 Decachlorobiphenyl	54184156	58465280	58465280	0.010	-7.90106	15.00000	Averaged	

Average %D / Drift Results.

Calculated Average %D/Drift = 6.09887
Maximun Average %D/Drift = 15.00000
* Passed Average %D/Drift Test.

TestAmerica North Canton

PESTICIDES 8081/608

Data file : \\cansvr11\dd\chem\GCS\a2hp9.i\100310-1.b\043F4301.D
Lab Smp Id: AB3 G252
Inj Date : 11-MAR-2010 18:41
Operator : 093905   Inst ID: a2hp9.i
Smp Info : AB3 G252,,2
Misc Info : 1-AB.SUB
Comment   :
Method   : \\cansvr11\dd\chem\GCS\a2hp9.i\100310-1.b\PEST9.m
Meth Date : 12-Mar-2010 06:23 vandorenc Quant Type: ESTD
Cal Date : 09-MAR-2010 13:48   Cal File: 013F1301.D
Als bottle: 43   Continuing Calibration Sample
Dil Factor: 1.00000
Integrator: Falcon   Compound Sublist: 1-AB.SUB
Target Version: 4.14   Sample Matrix: None
Processing Host: CANPGCSV23

				AMOUNTS			
				CAL-AMT	ON-COL		
RT	EXP RT	DLT RT	RESPONSE	(ng)	(ng)	TARGET RANGE	RATIO
$ 1 Tetrachloro-m-xylene						CAS #: 877-09-8	
3.797	3.797	0.000	2038910	0.02500	0.02514		
4 alpha-BHC						CAS #: 319-84-6	
4.499	4.499	0.000	3272047	0.02500	0.02553		
5 gamma-BHC (Lindane)						CAS #: 58-89-9	
4.922	4.922	0.000	4007311	0.02500	0.02525		
6 beta-BHC						CAS #: 319-85-7	
5.070	5.070	0.000	990545	0.02500	0.02546		
7 delta-BHC						CAS #: 319-86-8	
5.317	5.317	0.000	4117283	0.02500	0.02640		
		Sum of Peak Amounts =			0.02640		
8 Heptachlor						CAS #: 76-44-8	
5.642	5.642	0.000	1976463	0.02500	0.02728		
10 Aldrin						CAS #: 309-00-2	
6.171	6.171	0.000	3728493	0.02500	0.02450		
12 Heptachlor epoxide						CAS #: 1024-57-3	
7.608	7.608	0.000	1164984	0.02500	0.02603		
13 gamma-Chlordane						CAS #: 5103-74-2	
7.909	7.909	0.000	1228545	0.02500	0.02585		
14 alpha-Chlordane						CAS #: 5103-71-9	

```
8.221    8.221    0.000         1261553 0.02500  0.02575
-------------------------------------------------------------------------------
   15 Endosulfan I                               CAS #: 959-98-8
8.477    8.477    0.000         1226452 0.02500  0.02643
-------------------------------------------------------------------------------
```

				AMOUNTS			
				CAL-AMT	ON-COL		
RT	EXP RT	DLT RT	RESPONSE	(ng)	(ng)	TARGET RANGE	RATIO
16 4,4'-DDE					CAS #: 72-55-9		
8.546	8.546	0.000	3416117	0.02500	0.02673		
17 Dieldrin					CAS #: 60-57-1		
8.988	8.988	0.000	3531347	0.02500	0.02592		
18 Endrin					CAS #: 72-20-8		
9.413	9.413	0.000	1371069	0.02500	0.02752		
20 4,4'-DDD					CAS #: 72-54-8		
9.724	9.724	0.000	2860604	0.02500	0.02984		
22 Endosulfan II					CAS #: 33213-65-9		
9.834	9.834	0.000	1342673	0.02500	0.02727		
23 4,4'-DDT					CAS #: 50-29-3		
10.215	10.215	0.000	2574729	0.02500	0.02460		
25 Endrin aldehyde					CAS #: 7421-93-4		
10.588	10.588	0.000	1125550	0.02500	0.02716		
27 Methoxychlor					CAS #: 72-43-5		
11.112	11.112	0.000	1389902	0.02500	0.02745		
28 Endosulfan sulfate					CAS #: 1031-07-8		
11.289	11.289	0.000	2763319	0.02500	0.02761		
29 Endrin ketone					CAS #: 53494-70-5		
11.682	11.682	0.000	1603331	0.02500	0.02704		
$ 30 Decachlorobiphenyl					CAS #: 2051-24-3		
13.237	13.237	0.000	1461632	0.02500	0.02698		

Data File: \\cansvr11\dd\chem\GCS\a2hp9.i\100310-1.b\043F4301.D
Date : 11-MAR-2010 18:41
Client ID:
Sample Info: AB3 G252,,2

Instrument: a2hp9.i
Operator: 093905
Column phase: clp pesticides I
Column diameter: 0.53

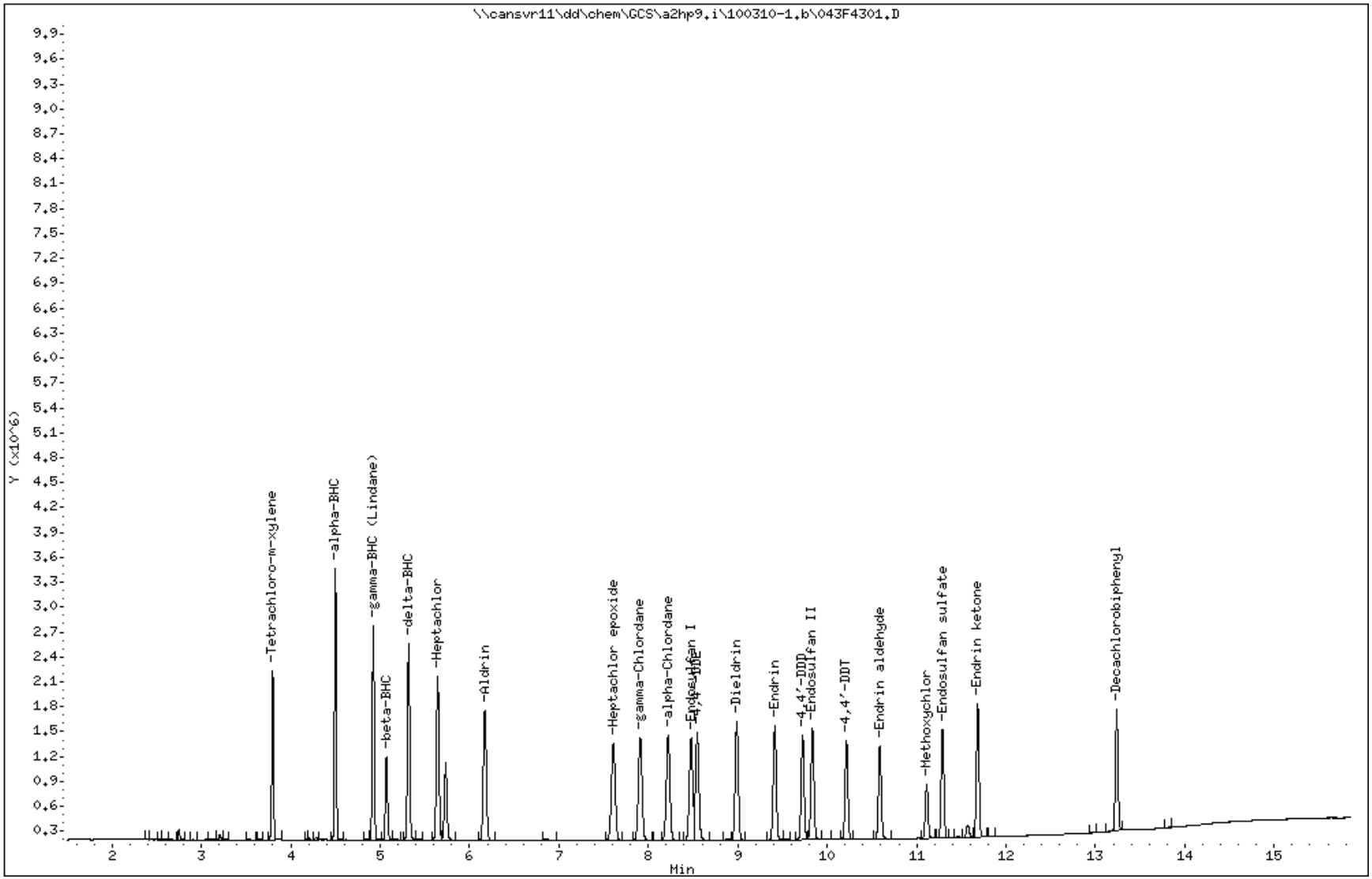

2022
North Canton

COMPOUNDS and EXP. RT REPORT

Operator: 093905 Date Acquired: 11-MAR-2010 18:41
Data File: //cansvr11/dd/chem/GCS/a2hp9.i/100310-1.b/043F4301.D
Lab Sample ID: AB3 G252
Misc. Info: 1-AB.SUB
Instrument: a2hp9.i
Method: \\cansvr11\dd\chem\GCS\a2hp9.i\100310-1.b\PEST9.m
Dilution Factor: 1

Compound	RT	Area	Amount	Conc
1) Tetrachloro-m-xylene	3.798	2696294	0.025	0.025
4) alpha-BHC	4.499	4509671	0.026	0.026
5) gamma-BHC (Lindane)	4.923	4007311	0.025	0.025
6) beta-BHC	5.070	1672253	0.025	0.025
7) delta-BHC	5.318	4117283	0.026	0.026
8) Heptachlor	5.643	3986127	0.027	0.027
10) Aldrin	6.171	3728493	0.025	0.025
12) Heptachlor epoxide	7.609	3503807	0.026	0.026
13) gamma-Chlordane	7.909	3557186	0.026	0.026
14) alpha-Chlordane	8.221	3527029	0.026	0.026
15) Endosulfan I	8.478	3318742	0.026	0.026
16) 4,4'-DDE	8.546	3416117	0.027	0.027
17) Dieldrin	8.989	3531347	0.026	0.026
18) Endrin	9.414	3300131	0.028	0.028
20) 4,4'-DDD	9.724	2860604	0.030	0.030
22) Endosulfan II	9.834	3141928	0.027	0.027
23) 4,4'-DDT	10.215	2574729	0.025	0.025
25) Endrin aldehyde	10.589	2491476	0.027	0.027
27) Methoxychlor	11.113	1389902	0.027	0.027
28) Endosulfan sulfate	11.289	2763319	0.028	0.028
29) Endrin ketone	11.683	3281021	0.027	0.027
30) Decachlorobiphenyl	13.238	2932712	0.027	0.027

TestAmerica North Canton

RECOVERY REPORT

Client Name:
Client SDG: SDGa00713
Sample Matrix: LIQUID
Fraction: Pesticides
Lab Smp Id: MRL
Level: LOW
Operator: 093905
Data Type: GC MULTI COMP
SampleType: MRL
SpikeList File: MRL.spk
Quant Type: ESTD
Sublist File: mrl.sub
Method File: \\cansvr11\dd\chem\GCS\a2hp9.i\100310-1.b\PEST9.m
Misc Info:

SPIKE COMPOUND	AMOUNT ADDED ng	AMOUNT RECOVERED ng	% RECOVERED	LIMITS
4 alpha-BHC	0.005000	0.004886	97.72	70-130
5 gamma-BHC (Lindane	0.005000	0.005000	100.00	70-130
6 beta-BHC	0.005000	0.005670	113.41	70-130
7 delta-BHC	0.005000	0.005056	101.13	70-130
8 Heptachlor	0.005000	0.005378	107.56	70-130
10 Aldrin	0.005000	0.005033	100.67	70-130
12 Heptachlor epoxide	0.005000	0.005398	107.95	70-130
13 gamma-Chlordane	0.005000	0.005306	106.11	70-130
14 alpha-Chlordane	0.005000	0.005371	107.41	70-130
15 Endosulfan I	0.005000	0.005505	110.10	70-130
16 4,4'-DDE	0.005000	0.005438	108.76	70-130
17 Dieldrin	0.005000	0.005224	104.48	70-130
18 Endrin	0.005000	0.005524	110.48	70-130
20 4,4'-DDD	0.005000	0.005975	119.51	70-130
22 Endosulfan II	0.005000	0.005733	114.66	70-130
23 4,4'-DDT	0.005000	0.004953	99.06	70-130
25 Endrin aldehyde	0.005000	0.005988	119.77	70-130
27 Methoxychlor	0.005000	0.006113	122.25	70-130
28 Endosulfan sulfate	0.005000	0.006107	122.15	70-130
29 Endrin ketone	0.005000	0.005902	118.05	70-130

TestAmerica North Canton

PESTICIDES 8081/608

Data file : \\cansvr11\dd\chem\GCS\a2hp9.i\100310-1.b\044F4401.D
Lab Smp Id: MRL
Inj Date : 11-MAR-2010 19:06
Operator : 093905   Inst ID: a2hp9.i
Smp Info : MRL
Misc Info :
Comment   :
Method   : \\cansvr11\dd\chem\GCS\a2hp9.i\100310-1.b\PEST9.m
Meth Date : 12-Mar-2010 06:23 vandorenc Quant Type: ESTD
Cal Date : 09-MAR-2010 13:48   Cal File: 013F1301.D
Als bottle: 44   QC Sample: MRL
Dil Factor: 1.00000
Integrator: Falcon   Compound Sublist: mrl.sub
Target Version: 4.14   Sample Matrix: WATER
Processing Host: CANPGCSV23

Concentration Formula: Amt * DF * Vt/Vo/Vi * CpndVariable

Name	Value	Description
DF	1.000	Dilution Factor
Vt	1.000	Volume of final extract (uL)
Vo	1.000	Volume of sample extracted (mL)
Vi	1.000	Volume injected
Cpnd Variable		Local Compound Variable

				CONCENTRATIONS ON-COL (ng)	FINAL (ug/L)	TARGET RANGE	RATIO
RT	EXP RT	DLT RT	RESPONSE				
4 alpha-BHC					CAS #: 319-84-6		
4.499	4.499	0.000	626221	0.00489	0.004886		
5 gamma-BHC (Lindane)					CAS #: 58-89-9		
4.923	4.922	0.001	793550	0.00500	0.005000		
6 beta-BHC					CAS #: 319-85-7		
5.070	5.070	0.000	220577	0.00567	0.005670		
7 delta-BHC					CAS #: 319-86-8		
5.318	5.317	0.001	788700	0.00506	0.005056		
Sum of Peak Concentrations = 0.005056							
8 Heptachlor					CAS #: 76-44-8		
5.644	5.642	0.002	389603	0.00538	0.005378		
10 Aldrin					CAS #: 309-00-2		

```
6.171    6.171    0.000          765959 0.00503  0.005033
--------------------------------------------------------------------------------
   12 Heptachlor epoxide                          CAS #: 1024-57-3
7.609    7.608    0.001          241532 0.00540  0.005398
--------------------------------------------------------------------------------
```

RT	EXP RT	DLT RT	RESPONSE	CONCENTRATIONS ON-COL (ng)	CONCENTRATIONS FINAL (ug/L)	TARGET RANGE	RATIO
13 gamma-Chlordane					CAS #: 5103-74-2		
7.908	7.909	-0.001	252156	0.00531	0.005306		
14 alpha-Chlordane					CAS #: 5103-71-9		
8.221	8.221	0.000	263084	0.00537	0.005371		
15 Endosulfan I					CAS #: 959-98-8		
8.477	8.477	0.000	255406	0.00550	0.005505		
16 4,4'-DDE					CAS #: 72-55-9		
8.546	8.546	0.000	695042	0.00544	0.005438		
17 Dieldrin					CAS #: 60-57-1		
8.988	8.988	0.000	711580	0.00522	0.005224		
18 Endrin					CAS #: 72-20-8		
9.414	9.413	0.001	275166	0.00552	0.005524		
20 4,4'-DDD					CAS #: 72-54-8		
9.725	9.724	0.001	572878	0.00598	0.005975		
22 Endosulfan II					CAS #: 33213-65-9		
9.834	9.834	0.000	282304	0.00573	0.005733		
23 4,4'-DDT					CAS #: 50-29-3		
10.216	10.215	0.001	518313	0.00495	0.004953		
25 Endrin aldehyde					CAS #: 7421-93-4		
10.589	10.588	0.001	248177	0.00599	0.005988		
27 Methoxychlor					CAS #: 72-43-5		
11.114	11.112	0.002	309504	0.00611	0.006113		
28 Endosulfan sulfate					CAS #: 1031-07-8		
11.290	11.289	0.001	611207	0.00611	0.006107		
29 Endrin ketone					CAS #: 53494-70-5		
11.684	11.682	0.002	350044	0.00590	0.005902		

Data File: \\cansvr11\dd\chem\GCS\a2hp9.i\100310-1.b\044F4401.D

Date : 11-MAR-2010 19:06

Client ID:

Instrument: a2hp9.i

Sample Info: MRL

Volume Injected (uL): 1.0

Operator: 093905

Column phase: clp pesticides I

Column diameter: 0.53

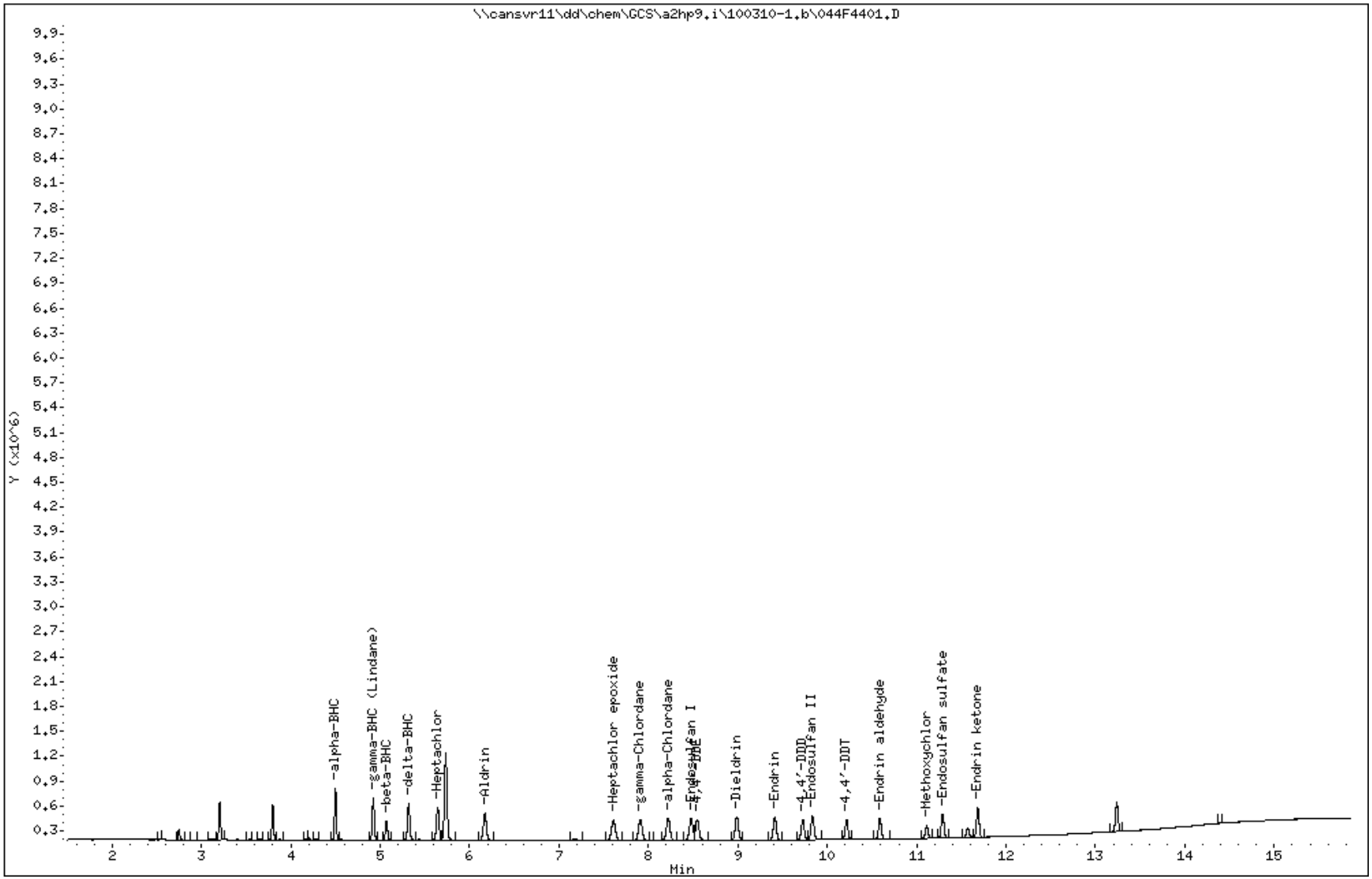

Data File: \\cansvr11\dd\chem\GCS\a2hp9.i\100310-1.b\100310-1.b/027F2701.D
Report Date: 03/11/2010

EVALB Degradation Report

Instrument ID: a2hp9.i Injection Date: 11-MAR-2010 11:58
Lab File ID: 027F2701.D Lab Sample ID: PEM
Analysis Type: NONE Method File: \\cansvr11\dd\chem\GCS\a2hp9.i\100310-1.b\PES

4,4'-DDT Degradation

RT	Area	Compound
11.632	5781273	4,4'-DDT
10.179	35486	4,4'-DDE
11.149	108241	4,4'-DDD

Percent Degradation of 4,4'-DDT: 2.43

Endrin Degradation

RT	Area	Compound
10.834	3216781	Endrin
11.740	119672	Endrin aldehyde
12.897	266812	Endrin ketone

Percent Degradation of Endrin: 10.73

TestAmerica North Canton

PESTICIDES 8081/608

Data file : \\cansvr11\dd\chem\GCS\a2hp9.i\100310-1.b\100310-1.b\027F2701.D
Lab Smp Id: PEM
Inj Date : 11-MAR-2010 11:58
Operator : 093905 Inst ID: a2hp9.i
Smp Info : PEM
Misc Info : 12-PEM.SUB
Comment :
Method : \\cansvr11\dd\chem\GCS\a2hp9.i\100310-1.b\PEST9.m\PEST9r.m
Meth Date : 11-Mar-2010 12:39 vandorenc Quant Type: ESTD
Cal Date : 09-MAR-2010 13:48 Cal File: 013F1301.D
Als bottle: 27 QC Sample: PEM
Dil Factor: 1.00000
Integrator: Falcon Compound Sublist: 12-PEM.SUB
Target Version: 4.14 Sample Matrix: None
Processing Host: CANPGCSV23

				CONCENTRATIONS ON-COL	FINAL		
RT	EXP RT	DLT RT	RESPONSE	(ng)	(ng)	TARGET RANGE	RATIO
4 alpha-BHC						CAS #: 319-84-6	
5.292	5.292	0.000	1004676	0.00958	0.009581		
5 gamma-BHC (Lindane)						CAS #: 58-89-9	
5.948	5.948	0.000	928609	0.00978	0.009780		
6 beta-BHC						CAS #: 319-85-7	
6.154	6.154	0.000	420980	0.01029	0.01029		
16 4,4'-DDE						CAS #: 72-55-9	
10.178	10.177	0.001	13203	4e-004	0.0004353		
18 Endrin						CAS #: 72-20-8	
10.833	10.833	0.000	3216781	0.04912	0.04912		
21 4,4'-DDD						CAS #: 72-54-8	
11.148	11.149	-0.001	44674	0.00183	0.001834		
22 Endosulfan II						CAS #: 33213-65-9	

Peaks not detected for Quant. or Qual. signal(s).

24 4,4'-DDT						CAS #: 50-29-3	
11.632	11.632	0.000	2931240	0.11169	0.1117		
25 Endrin aldehyde						CAS #: 7421-93-4	
11.740	11.739	0.001	119672	0.00240	0.002396		

```
   27 Methoxychlor                                CAS #: 72-43-5
12.680  12.680    0.000         6982013 0.27011   0.2701
--------------------------------------------------------------------------------
```

RT	EXP RT	DLT RT	RESPONSE	CONCENTRATIONS ON-COL (ng)	CONCENTRATIONS FINAL (ng)	TARGET RANGE	RATIO

26 Endosulfan sulfate CAS #: 1031-07-8

Peaks not detected for Quant. or Qual. signal(s).

---

29 Endrin ketone CAS #: 53494-70-5

RT	EXP RT	DLT RT	RESPONSE	CONCENTRATIONS ON-COL (ng)	CONCENTRATIONS FINAL (ng)	TARGET RANGE	RATIO
12.897	12.899	-0.002	266812	0.00397	0.003974		

Data File: \\cansvr11\dd\chem\GCS\a2hp9.i\100310-1.b\100310-1.b\027F2701.D

Date : 11-MAR-2010 11:58

Client ID:

Instrument: a2hp9.i

Sample Info: PEM

Operator: 093905

Column phase: clp pesticides II

Column diameter: 0.53

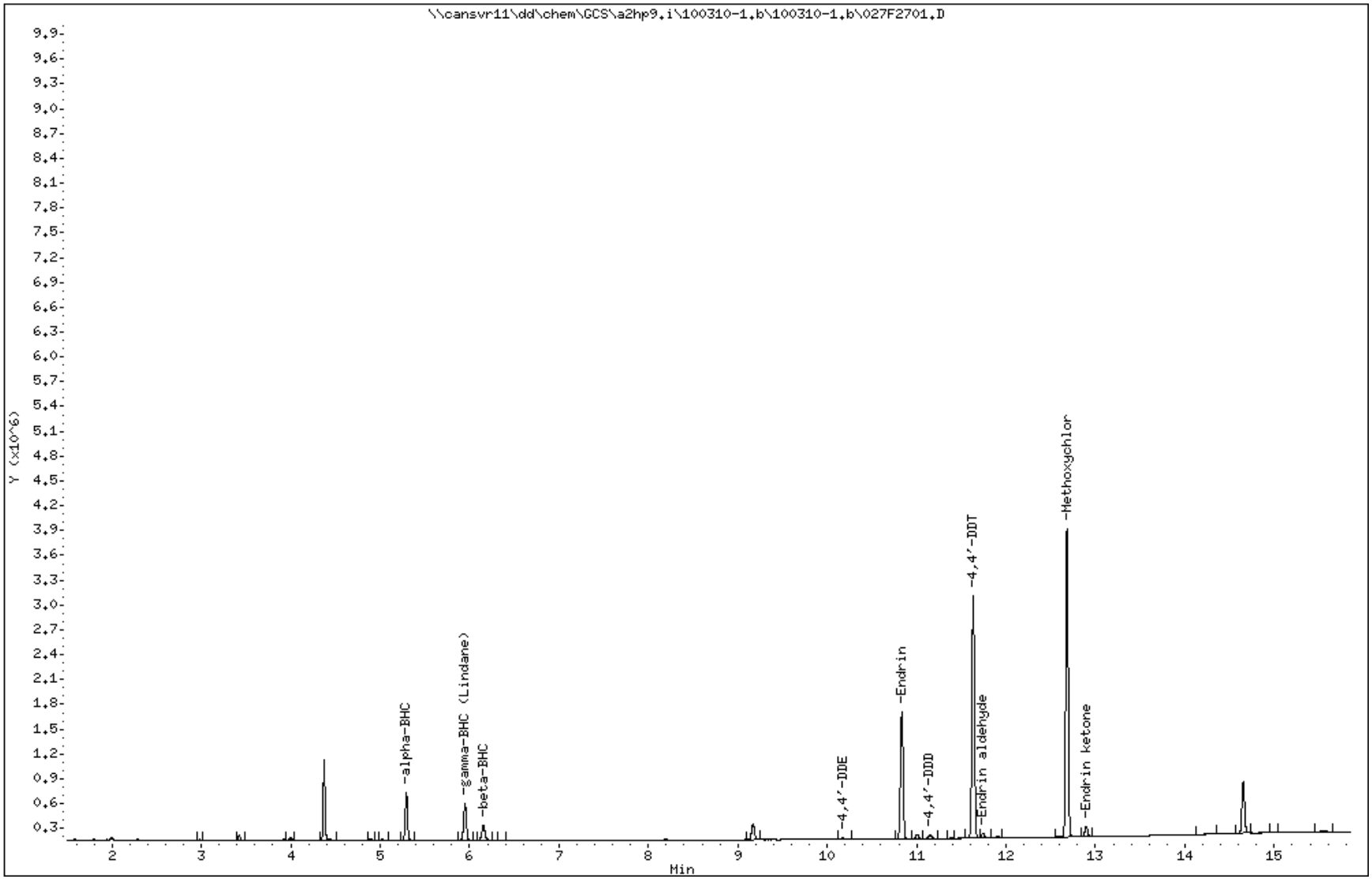

COMPOUNDS and EXP. RT REPORT

Operator: 093905 Date Acquired: 11-MAR-2010 11:58
Data File: //cansvr11/dd/chem/GCS/a2hp9.i/100310-1.b/100310-1.b/027F2701.D
Lab Sample ID: PEM
Misc. Info: 12-PEM.SUB
Instrument: a2hp9.i
Method: \\cansvr11\dd\chem\GCS\a2hp9.i\100310-1.b\PEST9.m\PEST9r.m
Dilution Factor: 1

Compound	RT	Area	Amount	Conc
4) alpha-BHC	5.293	1004676	0.010	0.010
5) gamma-BHC (Lindane)	5.949	928609	0.010	0.010
6) beta-BHC	6.155	420980	0.010	0.010
16) 4,4'-DDE	10.179	35486	0.000	0.000
18) Endrin	10.834	3216781	0.049	0.049
21) 4,4'-DDD	11.149	108241	0.002	0.002
22) Endosulfan II	NOT DETECTED	Expected RT = 11.194		
24) 4,4'-DDT	11.632	5781273	0.112	0.112
25) Endrin aldehyde	11.740	119672	0.002	0.002
26) Endosulfan sulfate	NOT DETECTED	Expected RT = 12.163		
27) Methoxychlor	12.680	6982013	0.270	0.270
29) Endrin ketone	12.897	266812	0.004	0.004

TestAmerica North Canton

CONTINUING CALIBRATION COMPOUNDS

Instrument ID: a2hp9.i Injection Date: 11-MAR-2010 12:23
Lab File ID: 028F2801.D Init. Cal. Date(s): 09-MAR-2010 09-MAR-2010
Analysis Type: Init. Cal. Times: 09:45 14:13
Lab Sample ID: AB3 Quant Type: ESTD
Method: \\cansvr11\dd\chem\GCS\a2hp9.i\100310-1.b\PEST9.m\PEST9r.m

COMPOUND	RRF / AMOUNT	RF0.025	CCAL RRF0.025	MIN RRF	%D / %DRIFT	MAX %D / %DRIFT	CURVE TYPE
$ 1 Tetrachloro-m-xylene	47336546	49647680	49647680	0.000	-4.88235	15.00000	Averaged
4 alpha-BHC	104856914	108420120	108420120	0.010	-3.39816	15.00000	Averaged
5 gamma-BHC (Lindane)	94949224	97902000	97902000	0.010	-3.10985	15.00000	Averaged
6 beta-BHC	40895578	43028600	43028600	0.010	-5.21578	15.00000	Averaged
7 delta-BHC	91704037	97118400	97118400	0.010	-5.90417	15.00000	Averaged
8 Heptachlor	89211277	93680240	93680240	0.010	-5.00942	15.00000	Averaged
10 Aldrin	29623735	30343000	30343000	0.010	-2.42800	15.00000	Averaged
12 Heptachlor epoxide	79177946	81532520	81532520	0.010	-2.97378	15.00000	Averaged
13 gamma-Chlordane	78585921	79174760	79174760	0.010	-0.74929	15.00000	Averaged
14 alpha-Chlordane	77232483	79371960	79371960	0.010	-2.77018	15.00000	Averaged
15 Endosulfan I	72167948	73792800	73792800	0.010	-2.25149	15.00000	Averaged
16 4,4'-DDE	30331952	32963280	32963280	0.010	-8.67510	15.00000	Averaged
17 Dieldrin	75273213	76694320	76694320	0.010	-1.88793	15.00000	Averaged
18 Endrin	65488818	70016760	70016760	0.010	-6.91407	15.00000	Averaged
21 4,4'-DDD	24360733	27938200	27938200	0.010	-14.68539	15.00000	Averaged
22 Endosulfan II	30446408	32430400	32430400	0.010	-6.51634	15.00000	Averaged
24 4,4'-DDT	26244082	28084160	28084160	0.010	-7.01140	15.00000	Averaged
25 Endrin aldehyde	49938064	55374000	55374000	0.010	-10.88536	15.00000	Averaged
26 Endosulfan sulfate	27377818	29859480	29859480	0.010	-9.06450	15.00000	Averaged
27 Methoxychlor	25848556	29174280	29174280	0.010	-12.86619	15.00000	Averaged
29 Endrin ketone	67145730	73615960	73615960	0.010	-9.63610	15.00000	Averaged
$ 30 Decachlorobiphenyl	59519090	65439920	65439920	0.010	-9.94778	15.00000	Averaged

Average %D / Drift Results.

Calculated Average %D/Drift = 6.21739
Maximun Average %D/Drift = 15.00000
* Passed Average %D/Drift Test.

TestAmerica North Canton

PESTICIDES 8081/608

Data file : \\cansvr11\dd\chem\GCS\a2hp9.i\100310-1.b\100310-1.b\028F2801.D
Lab Smp Id: AB3
Inj Date : 11-MAR-2010 12:23
Operator : 093905 Inst ID: a2hp9.i
Smp Info : AB3,,2
Misc Info : 1-AB.SUB
Comment :
Method : \\cansvr11\dd\chem\GCS\a2hp9.i\100310-1.b\PEST9.m\PEST9r.m
Meth Date : 11-Mar-2010 13:13 vandorenc Quant Type: ESTD
Cal Date : 09-MAR-2010 13:48 Cal File: 013F1301.D
Als bottle: 28 Continuing Calibration Sample
Dil Factor: 1.00000
Integrator: Falcon Compound Sublist: 1-AB.SUB
Target Version: 4.14 Sample Matrix: None
Processing Host: CANPGCSV23

				AMOUNTS			
				CAL-AMT	ON-COL		
RT	EXP RT	DLT RT	RESPONSE	(ng)	(ng)	TARGET RANGE	RATIO
$ 1 Tetrachloro-m-xylene						CAS #: 877-09-8	
4.372	4.372	0.000	1241192	0.02500	0.02622		
4 alpha-BHC						CAS #: 319-84-6	
5.292	5.292	0.000	2710503	0.02500	0.02585		
5 gamma-BHC (Lindane)						CAS #: 58-89-9	
5.948	5.948	0.000	2447550	0.02500	0.02578		
6 beta-BHC						CAS #: 319-85-7	
6.154	6.154	0.000	1075715	0.02500	0.02630		
7 delta-BHC						CAS #: 319-86-8	
6.811	6.811	0.000	2427960	0.02500	0.02648		
8 Heptachlor						CAS #: 76-44-8	
6.928	6.928	0.000	2342006	0.02500	0.02625		
10 Aldrin						CAS #: 309-00-2	
7.755	7.755	0.000	758575	0.02500	0.02561		
12 Heptachlor epoxide						CAS #: 1024-57-3	
9.100	9.100	0.000	2038313	0.02500	0.02574		
13 gamma-Chlordane						CAS #: 5103-74-2	
9.485	9.485	0.000	1979369	0.02500	0.02519		
14 alpha-Chlordane						CAS #: 5103-71-9	
9.771	9.771	0.000	1984299	0.02500	0.02569		

```
--------------------------------------------------------------------------------
   15 Endosulfan I                                CAS #: 959-98-8
9.835    9.835    0.000         1844820 0.02500  0.02556
--------------------------------------------------------------------------------
```

				AMOUNTS			
				CAL-AMT	ON-COL		
RT	EXP RT	DLT RT	RESPONSE	(ng)	(ng)	TARGET RANGE	RATIO
16 4,4'-DDE					CAS #: 72-55-9		
10.177	10.177	0.000	824082	0.02500	0.02717		
17 Dieldrin					CAS #: 60-57-1		
10.332	10.332	0.000	1917358	0.02500	0.02547		
18 Endrin					CAS #: 72-20-8		
10.833	10.833	0.000	1750419	0.02500	0.02673		
21 4,4'-DDD					CAS #: 72-54-8		
11.149	11.149	0.000	698455	0.02500	0.02867		
22 Endosulfan II					CAS #: 33213-65-9		
11.194	11.194	0.000	810760	0.02500	0.02663		
24 4,4'-DDT					CAS #: 50-29-3		
11.632	11.632	0.000	702104	0.02500	0.02675		
25 Endrin aldehyde					CAS #: 7421-93-4		
11.739	11.739	0.000	1384350	0.02500	0.02772		
26 Endosulfan sulfate					CAS #: 1031-07-8		
12.162	12.162	0.000	746487	0.02500	0.02727		
27 Methoxychlor					CAS #: 72-43-5		
12.680	12.680	0.000	729357	0.02500	0.02822		
29 Endrin ketone					CAS #: 53494-70-5		
12.899	12.899	0.000	1840399	0.02500	0.02741		
$ 30 Decachlorobiphenyl					CAS #: 2051-24-3		
14.652	14.652	0.000	1635998	0.02500	0.02749		

Data File: \\cansvr11\dd\chem\GCS\a2hp9.i\100310-1.b\100310-1.b\028F2801.D

Date : 11-MAR-2010 12:23

Client ID:

Instrument: a2hp9.i

Sample Info: AB3,,2

Operator: 093905

Column phase: clp pesticides II

Column diameter: 0.53

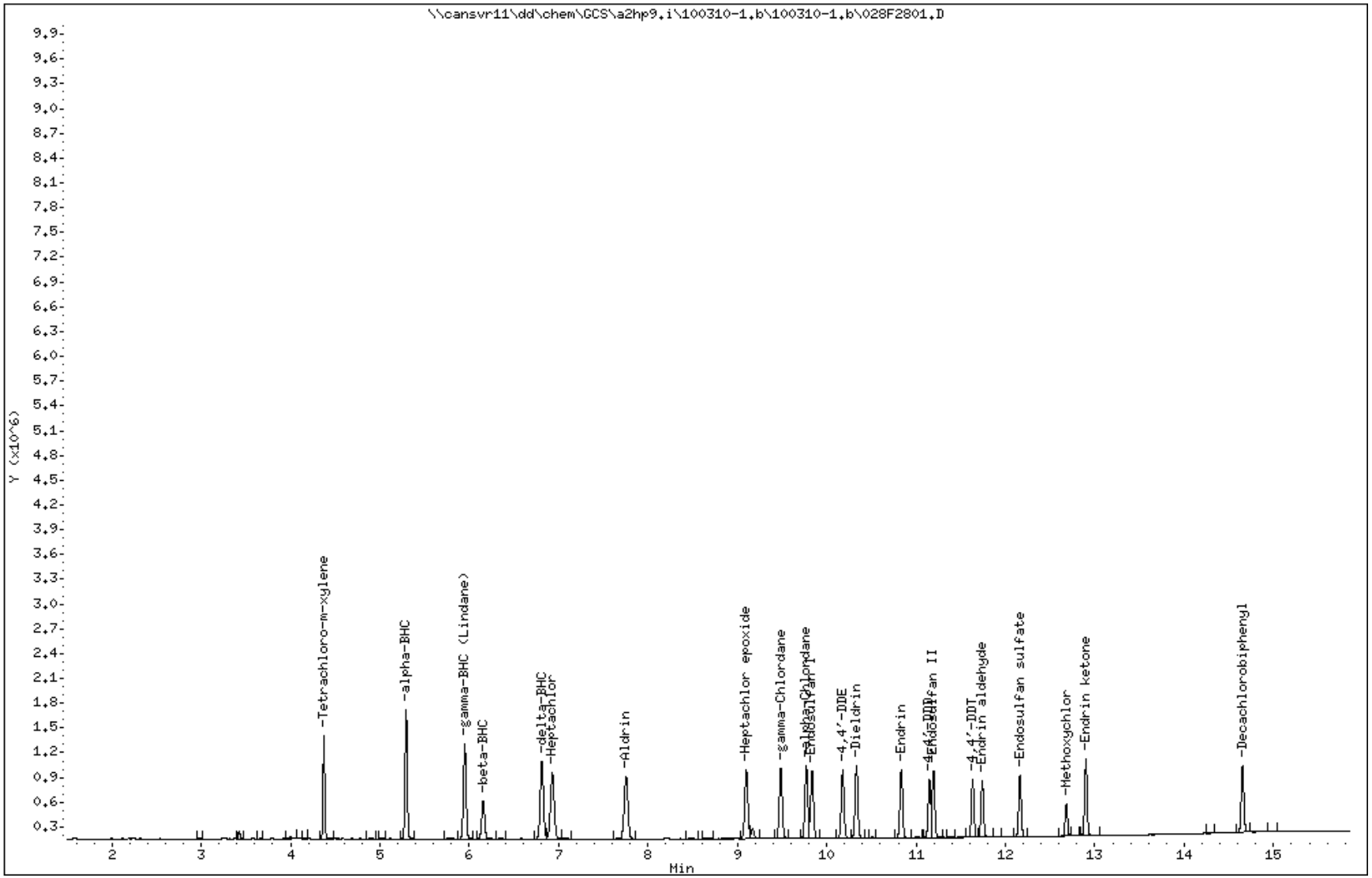

COMPOUNDS and EXP. RT REPORT

Operator: 093905 Date Acquired: 11-MAR-2010 12:23
Data File: //cansvr11/dd/chem/GCS/a2hp9.i/100310-1.b/100310-1.b/028F2801.D
Lab Sample ID: AB3
Misc. Info: 1-AB.SUB
Instrument: a2hp9.i
Method: \\cansvr11\dd\chem\GCS\a2hp9.i\100310-1.b\PEST9.m\PEST9r.m
Dilution Factor: 1

Compound	RT	Area	Amount	Conc
1) Tetrachloro-m-xylene	4.373	1678046	0.026	0.026
4) alpha-BHC	5.293	2710503	0.026	0.026
5) gamma-BHC (Lindane)	5.949	2447550	0.026	0.026
6) beta-BHC	6.155	1075715	0.026	0.026
7) delta-BHC	6.811	2427960	0.026	0.026
8) Heptachlor	6.929	2342006	0.026	0.026
10) Aldrin	7.755	2255732	0.026	0.026
12) Heptachlor epoxide	9.100	2038313	0.026	0.026
13) gamma-Chlordane	9.485	1979369	0.025	0.025
14) alpha-Chlordane	9.771	1984299	0.026	0.026
15) Endosulfan I	9.835	1844820	0.026	0.026
16) 4,4'-DDE	10.178	1815825	0.027	0.027
17) Dieldrin	10.333	1917358	0.025	0.025
18) Endrin	10.834	1750419	0.027	0.027
21) 4,4'-DDD	11.150	1363020	0.029	0.029
22) Endosulfan II	11.195	1716688	0.027	0.027
24) 4,4'-DDT	11.633	1399402	0.027	0.027
25) Endrin aldehyde	11.740	1384350	0.028	0.028
26) Endosulfan sulfate	12.162	1500348	0.027	0.027
27) Methoxychlor	12.680	729357	0.028	0.028
29) Endrin ketone	12.900	1840399	0.027	0.027
30) Decachlorobiphenyl	14.653	1635998	0.027	0.027

Report Date: 11-Mar-2010 16:05

TestAmerica North Canton

RECOVERY REPORT

Client Name: Client SDG: SDGa00713
Sample Matrix: LIQUID Fraction: Pesticides
Lab Smp Id: MRL
Level: LOW Operator: 093905
Data Type: GC MULTI COMP SampleType: MRL
SpikeList File: MRL.spk Quant Type: ESTD
Sublist File: mrl.sub
Method File: \\cansvr11\dd\chem\GCS\a2hp9.i\100310-1.b\PEST9.m\PEST9r.m
Misc Info:

SPIKE COMPOUND	AMOUNT ADDED ng	AMOUNT RECOVERED ng	% RECOVERED	LIMITS
4 alpha-BHC	0.005000	0.004647	92.95	70-130
5 gamma-BHC (Lindane	0.005000	0.004887	97.74	70-130
6 beta-BHC	0.005000	0.005698	113.95	70-130
7 delta-BHC	0.005000	0.004838	96.76	70-130
8 Heptachlor	0.005000	0.005226	104.53	70-130
10 Aldrin	0.005000	0.004771	95.43	70-130
12 Heptachlor epoxide	0.005000	0.005240	104.81	70-130
13 gamma-Chlordane	0.005000	0.005081	101.62	70-130
14 alpha-Chlordane	0.005000	0.005240	104.80	70-130
15 Endosulfan I	0.005000	0.005270	105.40	70-130
16 4,4'-DDE	0.005000	0.005184	103.69	70-130
17 Dieldrin	0.005000	0.005071	101.43	70-130
18 Endrin	0.005000	0.005288	105.75	70-130
21 4,4'-DDD	0.005000	0.005428	108.56	70-130
22 Endosulfan II	0.005000	0.005497	109.95	70-130
24 4,4'-DDT	0.005000	0.005166	103.32	70-130
25 Endrin aldehyde	0.005000	0.005714	114.27	70-130
26 Endosulfan sulfate	0.005000	0.005683	113.67	70-130
27 Methoxychlor	0.005000	0.005751	115.02	70-130
29 Endrin ketone	0.005000	0.006129	122.59	70-130

TestAmerica North Canton

PESTICIDES 8081/608

Data file : \\cansvr11\dd\chem\GCS\a2hp9.i\100310-1.b\100310-1.b\029F2901.D
Lab Smp Id: MRL
Inj Date : 11-MAR-2010 12:47
Operator : 093905 Inst ID: a2hp9.i
Smp Info : MRL
Misc Info :
Comment :
Method : \\cansvr11\dd\chem\GCS\a2hp9.i\100310-1.b\PEST9.m\PEST9r.m
Meth Date : 11-Mar-2010 13:28 vandorenc Quant Type: ESTD
Cal Date : 09-MAR-2010 13:48 Cal File: 013F1301.D
Als bottle: 29 QC Sample: MRL
Dil Factor: 1.00000
Integrator: Falcon Compound Sublist: mrl.sub
Target Version: 4.14 Sample Matrix: WATER
Processing Host: CANPGCSV23

Concentration Formula: Amt * DF * Vt/Vo/Vi * CpndVariable

Name	Value	Description
DF	1.000	Dilution Factor
Vt	1.000	Volume of final extract (uL)
Vo	1.000	Volume of sample extracted (mL)
Vi	1.000	Volume injected
Cpnd Variable		Local Compound Variable

				CONCENTRATIONS ON-COL	FINAL		
RT	EXP RT	DLT RT	RESPONSE	(ng)	(ug/L)	TARGET RANGE	RATIO
4 alpha-BHC						CAS #: 319-84-6	
5.292	5.292	0.000	487310	0.00465	0.004647		
55 DDD/Endosulfan II						CAS #: 72-54-8/332-65-	

Peaks not detected for Quant. or Qual. signal(s).

5 gamma-BHC (Lindane)						CAS #: 58-89-9	
5.948	5.948	0.000	463994	0.00489	0.004887		
6 beta-BHC						CAS #: 319-85-7	
6.153	6.154	-0.001	233009	0.00570	0.005698		
7 delta-BHC						CAS #: 319-86-8	
6.810	6.811	-0.001	443665	0.00484	0.004838		

```
    8 Heptachlor                                    CAS #: 76-44-8
6.927    6.928   -0.001          466248 0.00523  0.005226
--------------------------------------------------------------------------------
   10 Aldrin                                        CAS #: 309-00-2
7.752    7.755   -0.003          141347 0.00477  0.004771
--------------------------------------------------------------------------------
```

				CONCENTRATIONS ON-COL (ng)	FINAL (ug/L)	TARGET RANGE	RATIO
RT	EXP RT	DLT RT	RESPONSE				
12 Heptachlor epoxide					CAS #: 1024-57-3		
9.099	9.100	-0.001	414917	0.00524	0.005240		
13 gamma-Chlordane					CAS #: 5103-74-2		
9.484	9.485	-0.001	399300	0.00508	0.005081		
14 alpha-Chlordane					CAS #: 5103-71-9		
9.770	9.771	-0.001	404682	0.00524	0.005240		
15 Endosulfan I					CAS #: 959-98-8		
9.834	9.835	-0.001	380326	0.00527	0.005270		
16 4,4'-DDE					CAS #: 72-55-9		
10.177	10.177	0.000	157255	0.00518	0.005184		
17 Dieldrin					CAS #: 60-57-1		
10.332	10.332	0.000	381735	0.00507	0.005071		
18 Endrin					CAS #: 72-20-8		
10.833	10.833	0.000	346274	0.00529	0.005288		
21 4,4'-DDD					CAS #: 72-54-8		
11.148	11.149	-0.001	132224	0.00543	0.005428		
22 Endosulfan II					CAS #: 33213-65-9		
11.192	11.194	-0.002	167376	0.00550	0.005497		
24 4,4'-DDT					CAS #: 50-29-3		
11.632	11.632	0.000	135574	0.00517	0.005166		
25 Endrin aldehyde					CAS #: 7421-93-4		
11.738	11.739	-0.001	285327	0.00571	0.005714		
26 Endosulfan sulfate					CAS #: 1031-07-8		
12.162	12.162	0.000	155596	0.00568	0.005683		
27 Methoxychlor					CAS #: 72-43-5		
12.680	12.680	0.000	148659	0.00575	0.005751		
29 Endrin ketone					CAS #: 53494-70-5		
12.898	12.899	-0.001	411562	0.00613	0.006129		

Data File: \\cansvr11\dd\chem\GCS\a2hp9.i\100310-1.b\100310-1.b\029F2901.D

Date : 11-MAR-2010 12:47

Client ID:

Instrument: a2hp9.i

Sample Info: MRL

Volume Injected (uL): 1.0

Operator: 093905

Column phase: clp pesticides II

Column diameter: 0.53

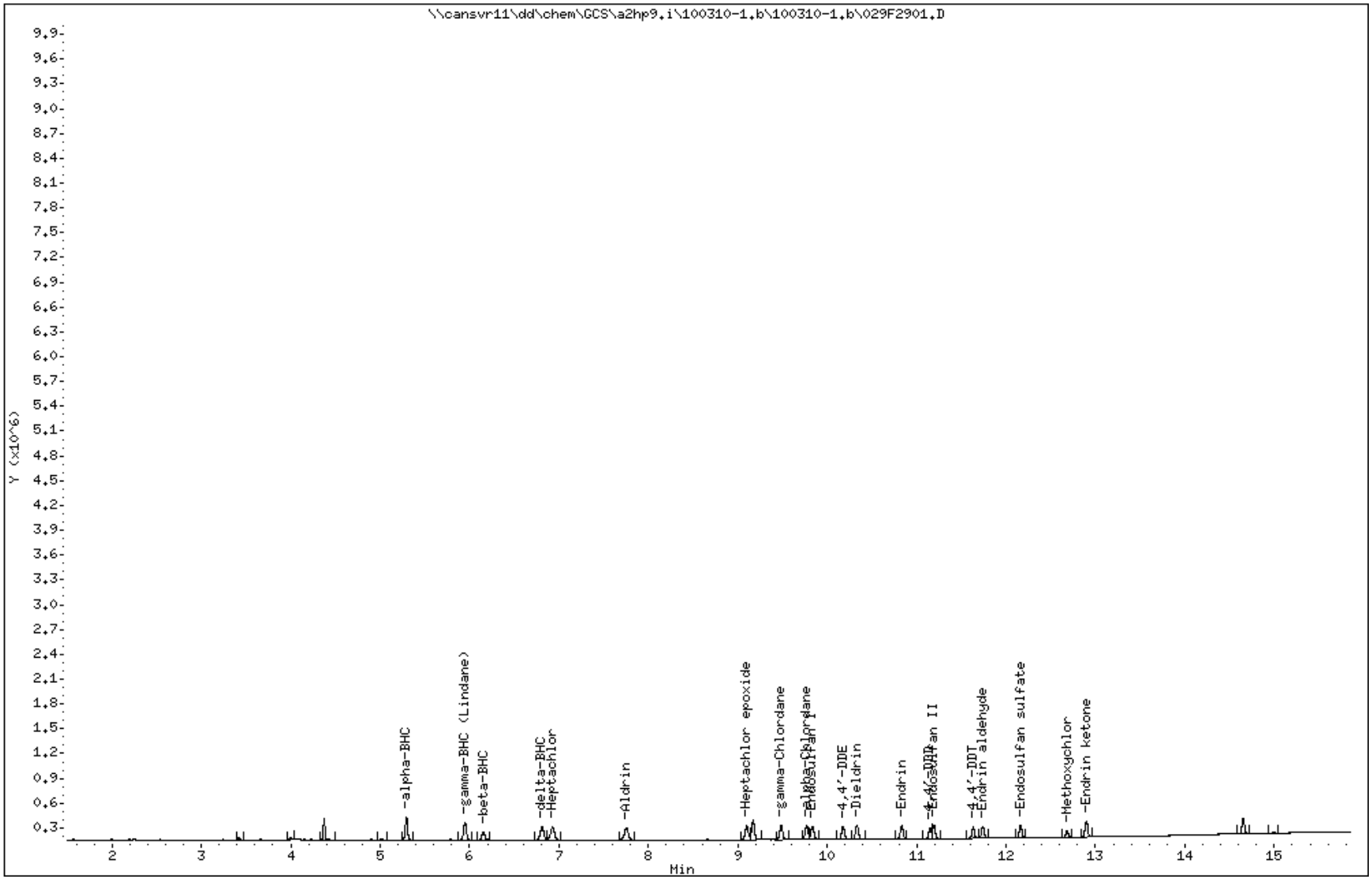

TestAmerica North Canton

CONTINUING CALIBRATION COMPOUNDS

Instrument ID: a2hp9.i Injection Date: 11-MAR-2010 13:12
Lab File ID: 030F3001.D Init. Cal. Date(s): 09-MAR-2010 09-MAR-2010
Analysis Type: Init. Cal. Times: 09:45 14:13
Lab Sample ID: TOX3 G268 Quant Type: ESTD
Method: \\cansvr11\dd\chem\GCS\a2hp9.i\100310-1.b\PEST9.m\PEST9r.m

COMPOUND	RRF / AMOUNT	RF0.025	CCAL RRF0.025	MIN RRF	%D / %DRIFT	MAX %D / %DRIFT	CURVE TYPE
23 Toxaphene(1)	1293617	1315836	1315836	0.010	-1.71760	15.00000	Averaged
(2)	633990	631909	631909	0.010	0.32831	15.00000	Averaged
(3)	1233571	1256314	1256314	0.010	-1.84369	15.00000	Averaged
(4)	1157850	1166484	1166484	0.010	-0.74567	15.00000	Averaged
(5)	593178	598168	598168	0.010	-0.84121	15.00000	Averaged

Average %D / Drift Results.

Calculated Average %D/Drift = 1.09530
Maximun Average %D/Drift = 15.00000
* Passed Average %D/Drift Test.

TestAmerica North Canton

PESTICIDES 8081/608

Data file : \\cansvr11\dd\chem\GCS\a2hp9.i\100310-1.b\100310-1.b\030F3001.D
Lab Smp Id: TOX3 G268
Inj Date : 11-MAR-2010 13:12
Operator : 093905 Inst ID: a2hp9.i
Smp Info : TOX3 G268,,2
Misc Info : 16-TOXAPH.SUB
Comment :
Method : \\cansvr11\dd\chem\GCS\a2hp9.i\100310-1.b\PEST9.m\PEST9r.m
Meth Date : 11-Mar-2010 16:05 vandorenc Quant Type: ESTD
Cal Date : 09-MAR-2010 13:48 Cal File: 013F1301.D
Als bottle: 30 Continuing Calibration Sample
Dil Factor: 1.00000
Integrator: Falcon Compound Sublist: 16-TOXAPH.SUB
Target Version: 4.14 Sample Matrix: None
Processing Host: CANPGCSV23

				AMOUNTS			
				CAL-AMT	ON-COL		
RT	EXP RT	DLT RT	RESPONSE	(ng)	(ng)	TARGET RANGE	RATIO
23 Toxaphene					CAS #: 8001-35-2		
11.342	11.342	0.000	1315836	1.00000	1.017	80.00- 120.00	100.00
11.455	11.455	0.000	631909	1.00000	0.9967	114.04- 154.04	48.02
11.755	11.755	0.000	1256314	1.00000	1.018	115.64- 155.64	95.48
12.499	12.499	0.000	1166484	1.00000	1.007	52.78- 92.78	88.65
12.872	12.872	0.000	598168	1.00000	1.008	69.36- 109.36	45.46
Average of Peak Amounts =					1.00934		

Data File: \\cansvr11\dd\chem\GCS\a2hp9.i\100310-1.b\100310-1.b\030F3001.D

Date : 11-MAR-2010 13:12

Client ID:

Instrument: a2hp9.i

Sample Info: TOX3 G268,,2

Operator: 093905

Column phase: clp pesticides II

Column diameter: 0.53

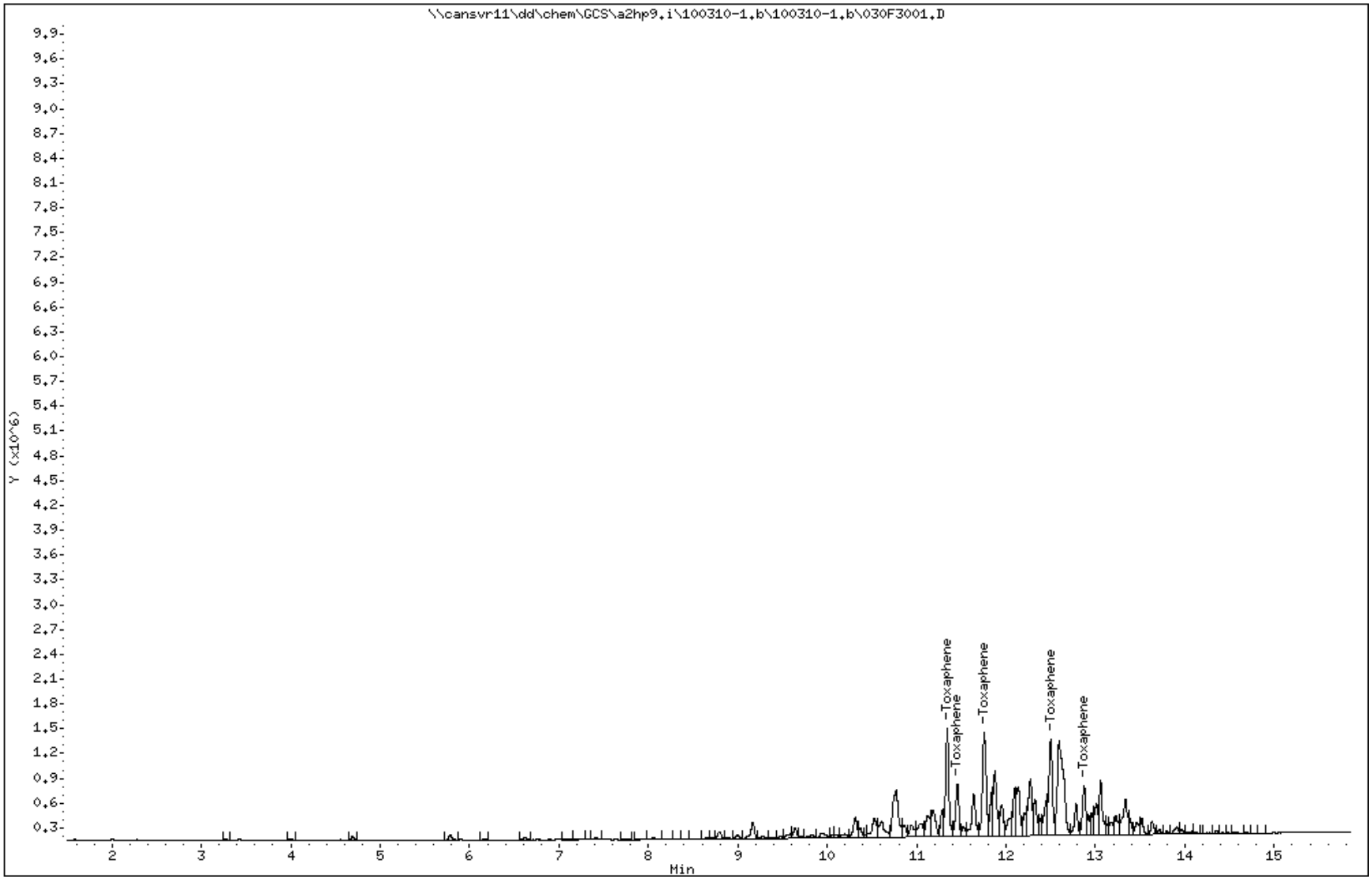

COMPOUNDS and EXP. RT REPORT

Operator: 093905 Date Acquired: 11-MAR-2010 13:12
Data File: //cansvr11/dd/chem/GCS/a2hp9.i/100310-1.b/100310-1.b/030F3001.D
Lab Sample ID: TOX3 G268
Misc. Info: 16-TOXAPH.SUB
Instrument: a2hp9.i
Method: \\cansvr11\dd\chem\GCS\a2hp9.i\100310-1.b\PEST9.m\PEST9r.m
Dilution Factor: 1

Compound	RT	Area	Amount	Conc
23) Toxaphene	11.343	3243163	1.017	1.017

Report Date: 12-Mar-2010 06:32

TestAmerica North Canton

CONTINUING CALIBRATION COMPOUNDS

Instrument ID: a2hp9.i Injection Date: 11-MAR-2010 18:17
Lab File ID: 042F4201.D Init. Cal. Date(s): 09-MAR-2010 09-MAR-2010
Analysis Type: Init. Cal. Times: 09:45 14:13
Lab Sample ID: TOX3 G268 Quant Type: ESTD
Method: \\cansvr11\dd\chem\GCS\a2hp9.i\100310-1.b\PEST9.m\PEST9r.m

COMPOUND	RRF / AMOUNT	RF0.025	CCAL RRF0.025	MIN RRF	%D / %DRIFT	MAX %D / %DRIFT	CURVE TYPE
23 Toxaphene(1)	1293617	1370748	1370748	0.010	-5.96244	15.00000	Averaged
(2)	633990	637485	637485	0.010	-0.55119	15.00000	Averaged
(3)	1233571	1289839	1289839	0.010	-4.56141	15.00000	Averaged
(4)	1157850	1171976	1171976	0.010	-1.22000	15.00000	Averaged
(5)	593178	602587	602587	0.010	-1.58618	15.00000	Averaged

Average %D / Drift Results.

Calculated Average %D/Drift = 2.77624
Maximun Average %D/Drift = 15.00000
* Passed Average %D/Drift Test.

TestAmerica North Canton

PESTICIDES 8081/608

Data file : \\cansvr11\dd\chem\GCS\a2hp9.i\100310-1.b\100310-1.b\042F4201.D
Lab Smp Id: TOX3 G268
Inj Date : 11-MAR-2010 18:17
Operator : 093905 Inst ID: a2hp9.i
Smp Info : TOX3 G268,,2
Misc Info : 16-TOXAPH.SUB
Comment :
Method : \\cansvr11\dd\chem\GCS\a2hp9.i\100310-1.b\PEST9.m\PEST9r.m
Meth Date : 12-Mar-2010 06:32 vandorenc Quant Type: ESTD
Cal Date : 09-MAR-2010 13:48 Cal File: 013F1301.D
Als bottle: 42 Continuing Calibration Sample
Dil Factor: 1.00000
Integrator: Falcon Compound Sublist: 16-TOXAPH.SUB
Target Version: 4.14 Sample Matrix: None
Processing Host: CANPGCSV23

				AMOUNTS			
				CAL-AMT	ON-COL		
RT	EXP RT	DLT RT	RESPONSE	(ng)	(ng)	TARGET RANGE	RATIO
23 Toxaphene					CAS #: 8001-35-2		
11.340	11.340	0.000	1370748	1.00000	1.060	80.00- 120.00	100.00
11.453	11.453	0.000	637485	1.00000	1.006	114.04- 154.04	46.51
11.753	11.753	0.000	1289839	1.00000	1.046	115.64- 155.64	94.10
12.496	12.496	0.000	1171976	1.00000	1.012	52.78- 92.78	85.50
12.872	12.872	0.000	602587	1.00000	1.016	69.36- 109.36	43.96
		Average of Peak Amounts =			1.02800		

Data File: \\cansvr11\dd\chem\GCS\a2hp9.i\100310-1.b\100310-1.b\042F4201.D

Date : 11-MAR-2010 18:17

Client ID:

Instrument: a2hp9.i

Sample Info: TOX3 G268,,2

Operator: 093905

Column phase: clp pesticides II

Column diameter: 0.53

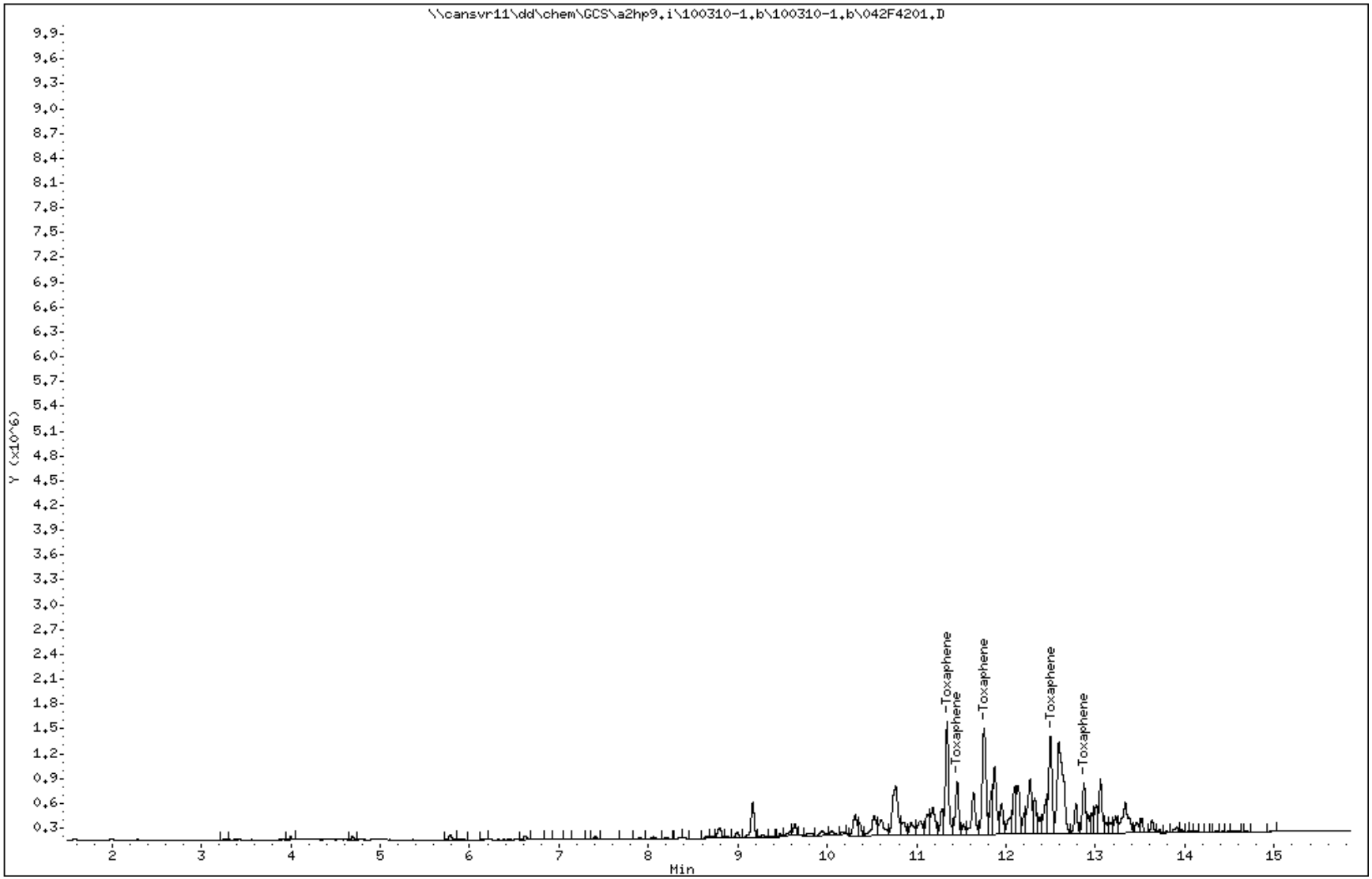

COMPOUNDS and EXP. RT REPORT

Operator: 093905 Date Acquired: 11-MAR-2010 18:17
Data File: //cansvr11/dd/chem/GCS/a2hp9.i/100310-1.b/100310-1.b/042F4201.D
Lab Sample ID: TOX3 G268
Misc. Info: 16-TOXAPH.SUB
Instrument: a2hp9.i
Method: \\cansvr11\dd\chem\GCS\a2hp9.i\100310-1.b\PEST9.m\PEST9r.m
Dilution Factor: 1

Compound	RT	Area	Amount	Conc
23) Toxaphene	11.341	3367958	1.060	1.060

TestAmerica North Canton

CONTINUING CALIBRATION COMPOUNDS

Instrument ID: a2hp9.i Injection Date: 11-MAR-2010 18:41
Lab File ID: 043F4301.D Init. Cal. Date(s): 09-MAR-2010 09-MAR-2010
Analysis Type: Init. Cal. Times: 09:45 14:13
Lab Sample ID: AB3 G252 Quant Type: ESTD
Method: \\cansvr11\dd\chem\GCS\a2hp9.i\100310-1.b\PEST9.m\PEST9r.m

COMPOUND	RRF / AMOUNT	RF0.025	CCAL RRF0.025	MIN RRF	%D / %DRIFT	MAX %D / %DRIFT	CURVE TYPE	
$ 1 Tetrachloro-m-xylene	47336546	46131000	46131000	0.000	2.54675	15.00000	Averaged	
4 alpha-BHC	104856914	102694360	102694360	0.010	2.06239	15.00000	Averaged	
5 gamma-BHC (Lindane)	94949224	93735960	93735960	0.010	1.27780	15.00000	Averaged	
6 beta-BHC	40895578	41586440	41586440	0.010	-1.68933	15.00000	Averaged	
7 delta-BHC	91704037	94437320	94437320	0.010	-2.98055	15.00000	Averaged	
8 Heptachlor	89211277	89714160	89714160	0.010	-0.56370	15.00000	Averaged	
10 Aldrin	29623735	28713080	28713080	0.010	3.07407	15.00000	Averaged	
12 Heptachlor epoxide	79177946	78650360	78650360	0.010	0.66633	15.00000	Averaged	
13 gamma-Chlordane	78585921	77036600	77036600	0.010	1.97150	15.00000	Averaged	
14 alpha-Chlordane	77232483	76158480	76158480	0.010	1.39061	15.00000	Averaged	
15 Endosulfan I	72167948	71977480	71977480	0.010	0.26392	15.00000	Averaged	
16 4,4'-DDE	30331952	31995280	31995280	0.010	-5.48375	15.00000	Averaged	
17 Dieldrin	75273213	75399520	75399520	0.010	-0.16780	15.00000	Averaged	
18 Endrin	65488818	68357680	68357680	0.010	-4.38069	15.00000	Averaged	
21 4,4'-DDD	24360733	29184120	29184120	0.010	-19.79985	15.00000	Averaged	<-
22 Endosulfan II	30446408	32422720	32422720	0.010	-6.49112	15.00000	Averaged	
24 4,4'-DDT	26244082	25629680	25629680	0.010	2.34111	15.00000	Averaged	
25 Endrin aldehyde	49938064	54495280	54495280	0.010	-9.12574	15.00000	Averaged	
26 Endosulfan sulfate	27377818	29733480	29733480	0.010	-8.60427	15.00000	Averaged	
27 Methoxychlor	25848556	27021880	27021880	0.010	-4.53923	15.00000	Averaged	
29 Endrin ketone	67145730	71322520	71322520	0.010	-6.22048	15.00000	Averaged	
$ 30 Decachlorobiphenyl	59519090	64215320	64215320	0.010	-7.89029	15.00000	Averaged	

Average %D / Drift Results.

Calculated Average %D/Drift = 4.25142
Maximun Average %D/Drift = 15.00000
* Passed Average %D/Drift Test.

TestAmerica North Canton

PESTICIDES 8081/608

Data file : \\cansvr11\dd\chem\GCS\a2hp9.i\100310-1.b\100310-1.b\043F4301.D
Lab Smp Id: AB3 G252
Inj Date : 11-MAR-2010 18:41
Operator : 093905 Inst ID: a2hp9.i
Smp Info : AB3 G252,,2
Misc Info : 1-AB.SUB
Comment :
Method : \\cansvr11\dd\chem\GCS\a2hp9.i\100310-1.b\PEST9.m\PEST9r.m
Meth Date : 12-Mar-2010 06:32 vandorenc Quant Type: ESTD
Cal Date : 09-MAR-2010 13:48 Cal File: 013F1301.D
Als bottle: 43 Continuing Calibration Sample
Dil Factor: 1.00000
Integrator: Falcon Compound Sublist: 1-AB.SUB
Target Version: 4.14 Sample Matrix: None
Processing Host: CANPGCSV23

				AMOUNTS			
				CAL-AMT	ON-COL		
RT	EXP RT	DLT RT	RESPONSE	(ng)	(ng)	TARGET RANGE	RATIO
$ 1 Tetrachloro-m-xylene						CAS #: 877-09-8	
4.371	4.371	0.000	1153275	0.02500	0.02436		
4 alpha-BHC						CAS #: 319-84-6	
5.291	5.291	0.000	2567359	0.02500	0.02448		
5 gamma-BHC (Lindane)						CAS #: 58-89-9	
5.947	5.947	0.000	2343399	0.02500	0.02468		
6 beta-BHC						CAS #: 319-85-7	
6.153	6.153	0.000	1039661	0.02500	0.02542		
7 delta-BHC						CAS #: 319-86-8	
6.810	6.810	0.000	2360933	0.02500	0.02574		
8 Heptachlor						CAS #: 76-44-8	
6.927	6.927	0.000	2242854	0.02500	0.02514		
10 Aldrin						CAS #: 309-00-2	
7.753	7.753	0.000	717827	0.02500	0.02423		
12 Heptachlor epoxide						CAS #: 1024-57-3	
9.099	9.099	0.000	1966259	0.02500	0.02483		
13 gamma-Chlordane						CAS #: 5103-74-2	
9.484	9.484	0.000	1925915	0.02500	0.02451		
14 alpha-Chlordane						CAS #: 5103-71-9	
9.770	9.770	0.000	1903962	0.02500	0.02465		

```
--------------------------------------------------------------------------------
   15 Endosulfan I                                CAS #: 959-98-8
9.834    9.834    0.000         1799437 0.02500  0.02493
--------------------------------------------------------------------------------
```

				AMOUNTS			
				CAL-AMT	ON-COL		
RT	EXP RT	DLT RT	RESPONSE	(ng)	(ng)	TARGET RANGE	RATIO
16 4,4'-DDE					CAS #: 72-55-9		
10.176	10.176	0.000	799882	0.02500	0.02637		
17 Dieldrin					CAS #: 60-57-1		
10.332	10.332	0.000	1884988	0.02500	0.02504		
18 Endrin					CAS #: 72-20-8		
10.832	10.832	0.000	1708942	0.02500	0.02610		
21 4,4'-DDD					CAS #: 72-54-8		
11.148	11.148	0.000	729603	0.02500	0.02995		
22 Endosulfan II					CAS #: 33213-65-9		
11.192	11.192	0.000	810568	0.02500	0.02662		
24 4,4'-DDT					CAS #: 50-29-3		
11.631	11.631	0.000	640742	0.02500	0.02441		
25 Endrin aldehyde					CAS #: 7421-93-4		
11.739	11.739	0.000	1362382	0.02500	0.02728		
26 Endosulfan sulfate					CAS #: 1031-07-8		
12.161	12.161	0.000	743337	0.02500	0.02715		
27 Methoxychlor					CAS #: 72-43-5		
12.680	12.680	0.000	675547	0.02500	0.02613		
29 Endrin ketone					CAS #: 53494-70-5		
12.899	12.899	0.000	1783063	0.02500	0.02656		
$ 30 Decachlorobiphenyl					CAS #: 2051-24-3		
14.651	14.651	0.000	1605383	0.02500	0.02697		

Data File: \\cansvr11\dd\chem\GCS\a2hp9.i\100310-1.b\100310-1.b\043F4301.D

Date : 11-MAR-2010 18:41

Client ID:

Instrument: a2hp9.i

Sample Info: AB3 G252,,2

Operator: 093905

Column phase: clp pesticides II

Column diameter: 0.53

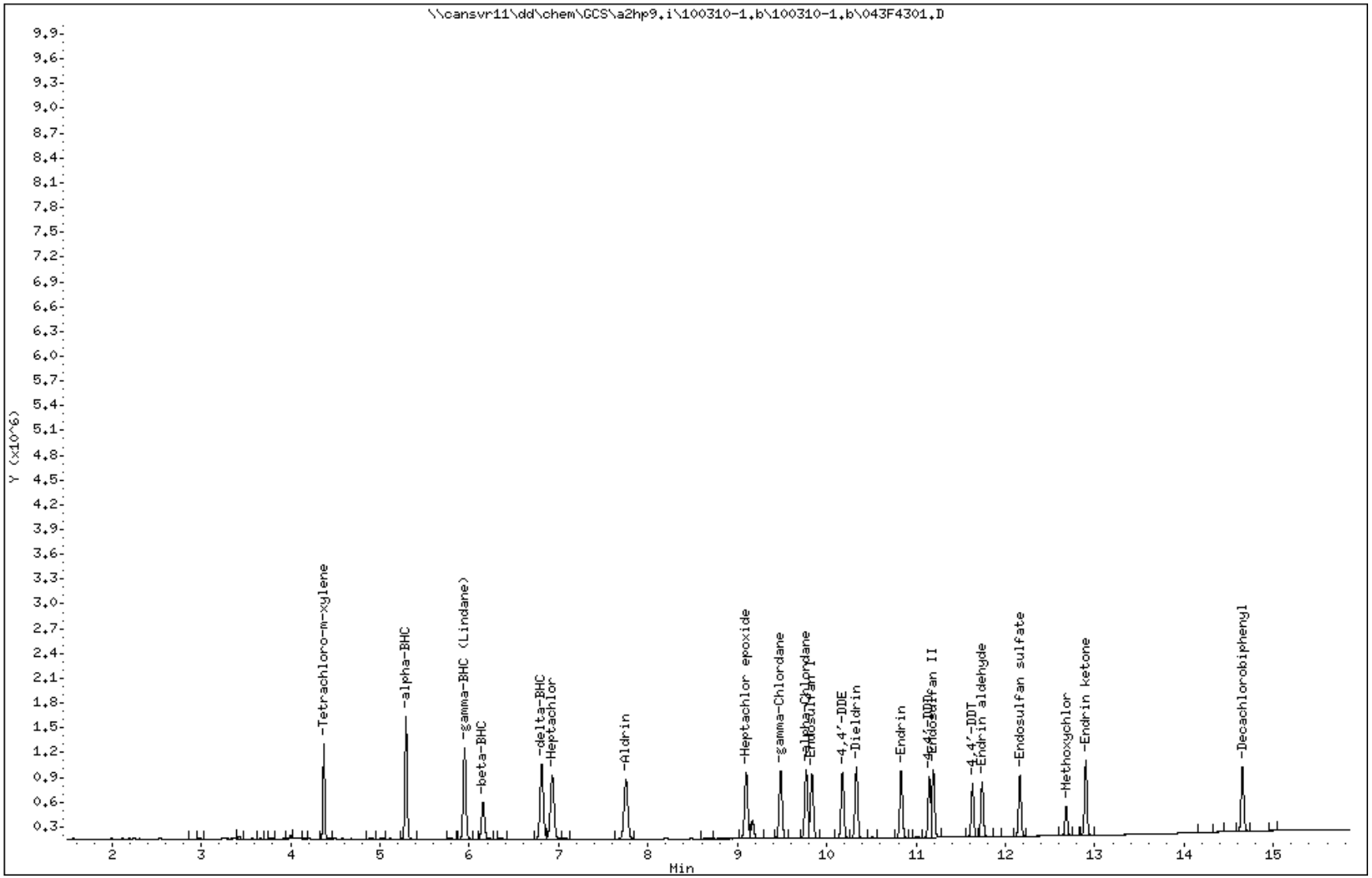

COMPOUNDS and EXP. RT REPORT

Operator: 093905 Date Acquired: 11-MAR-2010 18:41
Data File: //cansvr11/dd/chem/GCS/a2hp9.i/100310-1.b/100310-1.b/043F4301.D
Lab Sample ID: AB3 G252
Misc. Info: 1-AB.SUB
Instrument: a2hp9.i
Method: \\cansvr11\dd\chem\GCS\a2hp9.i\100310-1.b\PEST9.m\PEST9r.m
Dilution Factor: 1

Compound	RT	Area	Amount	Conc
1) Tetrachloro-m-xylene	4.372	1564347	0.024	0.024
4) alpha-BHC	5.292	2567359	0.024	0.024
5) gamma-BHC (Lindane)	5.948	2343399	0.025	0.025
6) beta-BHC	6.154	1039661	0.025	0.025
7) delta-BHC	6.810	2360933	0.026	0.026
8) Heptachlor	6.928	2242854	0.025	0.025
10) Aldrin	7.754	2140145	0.024	0.024
12) Heptachlor epoxide	9.099	1966259	0.025	0.025
13) gamma-Chlordane	9.484	1925915	0.025	0.025
14) alpha-Chlordane	9.770	1903962	0.025	0.025
15) Endosulfan I	9.834	1799437	0.025	0.025
16) 4,4'-DDE	10.177	1776150	0.026	0.026
17) Dieldrin	10.333	1884988	0.025	0.025
18) Endrin	10.833	1708942	0.026	0.026
21) 4,4'-DDD	11.149	1463683	0.030	0.030
22) Endosulfan II	11.193	1671649	0.027	0.027
24) 4,4'-DDT	11.632	1263009	0.024	0.024
25) Endrin aldehyde	11.739	1362382	0.027	0.027
26) Endosulfan sulfate	12.162	1485297	0.027	0.027
27) Methoxychlor	12.680	675547	0.026	0.026
29) Endrin ketone	12.899	1783063	0.027	0.027
30) Decachlorobiphenyl	14.652	1605383	0.027	0.027

Report Date: 12-Mar-2010 06:32

TestAmerica North Canton

RECOVERY REPORT

Client Name: Client SDG: SDGa00713
Sample Matrix: LIQUID Fraction: Pesticides
Lab Smp Id: MRL
Level: LOW Operator: 093905
Data Type: GC MULTI COMP SampleType: MRL
SpikeList File: MRL.spk Quant Type: ESTD
Sublist File: mrl.sub
Method File: \\cansvr11\dd\chem\GCS\a2hp9.i\100310-1.b\PEST9.m\PEST9r.m
Misc Info:

SPIKE COMPOUND	AMOUNT ADDED ng	AMOUNT RECOVERED ng	% RECOVERED	LIMITS
4 alpha-BHC	0.005000	0.004748	94.96	70-130
5 gamma-BHC (Lindane	0.005000	0.004987	99.74	70-130
6 beta-BHC	0.005000	0.006106	122.12	70-130
7 delta-BHC	0.005000	0.005081	101.62	70-130
8 Heptachlor	0.005000	0.005392	107.84	70-130
10 Aldrin	0.005000	0.004909	98.18	70-130
12 Heptachlor epoxide	0.005000	0.005364	107.29	70-130
13 gamma-Chlordane	0.005000	0.005274	105.48	70-130
14 alpha-Chlordane	0.005000	0.005396	107.92	70-130
15 Endosulfan I	0.005000	0.005430	108.61	70-130
16 4,4'-DDE	0.005000	0.005396	107.91	70-130
17 Dieldrin	0.005000	0.005220	104.40	70-130
18 Endrin	0.005000	0.005467	109.33	70-130
21 4,4'-DDD	0.005000	0.005993	119.86	70-130
22 Endosulfan II	0.005000	0.005762	115.25	70-130
24 4,4'-DDT	0.005000	0.004892	97.84	70-130
25 Endrin aldehyde	0.005000	0.006087	121.73	70-130
26 Endosulfan sulfate	0.005000	0.006046	120.91	70-130
27 Methoxychlor	0.005000	0.005811	116.23	70-130
29 Endrin ketone	0.005000	0.006280	125.60	70-130

TestAmerica North Canton

PESTICIDES 8081/608

Data file : \\cansvr11\dd\chem\GCS\a2hp9.i\100310-1.b\100310-1.b\044F4401.D
Lab Smp Id: MRL
Inj Date : 11-MAR-2010 19:06
Operator : 093905 Inst ID: a2hp9.i
Smp Info : MRL
Misc Info :
Comment :
Method : \\cansvr11\dd\chem\GCS\a2hp9.i\100310-1.b\PEST9.m\PEST9r.m
Meth Date : 12-Mar-2010 06:32 vandorenc Quant Type: ESTD
Cal Date : 09-MAR-2010 13:48 Cal File: 013F1301.D
Als bottle: 44 QC Sample: MRL
Dil Factor: 1.00000
Integrator: Falcon Compound Sublist: mrl.sub
Target Version: 4.14 Sample Matrix: WATER
Processing Host: CANPGCSV23

Concentration Formula: Amt * DF * Vt/Vo/Vi * CpndVariable

Name	Value	Description
DF	1.000	Dilution Factor
Vt	1.000	Volume of final extract (uL)
Vo	1.000	Volume of sample extracted (mL)
Vi	1.000	Volume injected
Cpnd Variable		Local Compound Variable

				CONCENTRATIONS ON-COL (ng)	FINAL (ug/L)	TARGET RANGE	RATIO
	4 alpha-BHC					CAS #: 319-84-6	
5.292	5.291	0.001	497847	0.00475	0.004748		
	55 DDD/Endosulfan II					CAS #: 72-54-8/332-65-	

Peaks not detected for Quant. or Qual. signal(s).

	5 gamma-BHC (Lindane)					CAS #: 58-89-9	
5.949	5.947	0.002	473534	0.00499	0.004987		
	6 beta-BHC					CAS #: 319-85-7	
6.154	6.153	0.001	249715	0.00611	0.006106		
	7 delta-BHC					CAS #: 319-86-8	
6.810	6.810	0.000	465927	0.00508	0.005081		

```
    8 Heptachlor                                    CAS #: 76-44-8
6.928    6.927    0.001          481032 0.00539  0.005392
--------------------------------------------------------------------------------
   10 Aldrin                                        CAS #: 309-00-2
7.753    7.753    0.000          145419 0.00491  0.004909
--------------------------------------------------------------------------------
```

RT	EXP RT	DLT RT	RESPONSE	CONCENTRATIONS ON-COL (ng)	CONCENTRATIONS FINAL (ug/L)	TARGET RANGE	RATIO
12 Heptachlor epoxide					CAS #: 1024-57-3		
9.099	9.099	0.000	424751	0.00536	0.005364		
13 gamma-Chlordane					CAS #: 5103-74-2		
9.484	9.484	0.000	414452	0.00527	0.005274		
14 alpha-Chlordane					CAS #: 5103-71-9		
9.770	9.770	0.000	416757	0.00540	0.005396		
15 Endosulfan I					CAS #: 959-98-8		
9.834	9.834	0.000	391912	0.00543	0.005430		
16 4,4'-DDE					CAS #: 72-55-9		
10.176	10.176	0.000	163662	0.00540	0.005396		
17 Dieldrin					CAS #: 60-57-1		
10.333	10.332	0.001	392919	0.00522	0.005220		
18 Endrin					CAS #: 72-20-8		
10.833	10.832	0.001	358006	0.00547	0.005467		
21 4,4'-DDD					CAS #: 72-54-8		
11.149	11.148	0.001	145989	0.00599	0.005993		
22 Endosulfan II					CAS #: 33213-65-9		
11.193	11.192	0.001	175444	0.00576	0.005762		
24 4,4'-DDT					CAS #: 50-29-3		
11.632	11.631	0.001	128390	0.00489	0.004892		
25 Endrin aldehyde					CAS #: 7421-93-4		
11.739	11.739	0.000	303955	0.00609	0.006087		
26 Endosulfan sulfate					CAS #: 1031-07-8		
12.162	12.161	0.001	165519	0.00605	0.006046		
27 Methoxychlor					CAS #: 72-43-5		
12.680	12.680	0.000	150213	0.00581	0.005811		
29 Endrin ketone					CAS #: 53494-70-5		
12.899	12.899	0.000	421666	0.00628	0.006280		

Data File: \\cansvr11\dd\chem\GCS\a2hp9.i\100310-1.b\100310-1.b\044F4401.D

Date : 11-MAR-2010 19:06

Client ID:

Instrument: a2hp9.i

Sample Info: MRL

Volume Injected (uL): 1.0

Operator: 093905

Column phase: clp pesticides II

Column diameter: 0.53

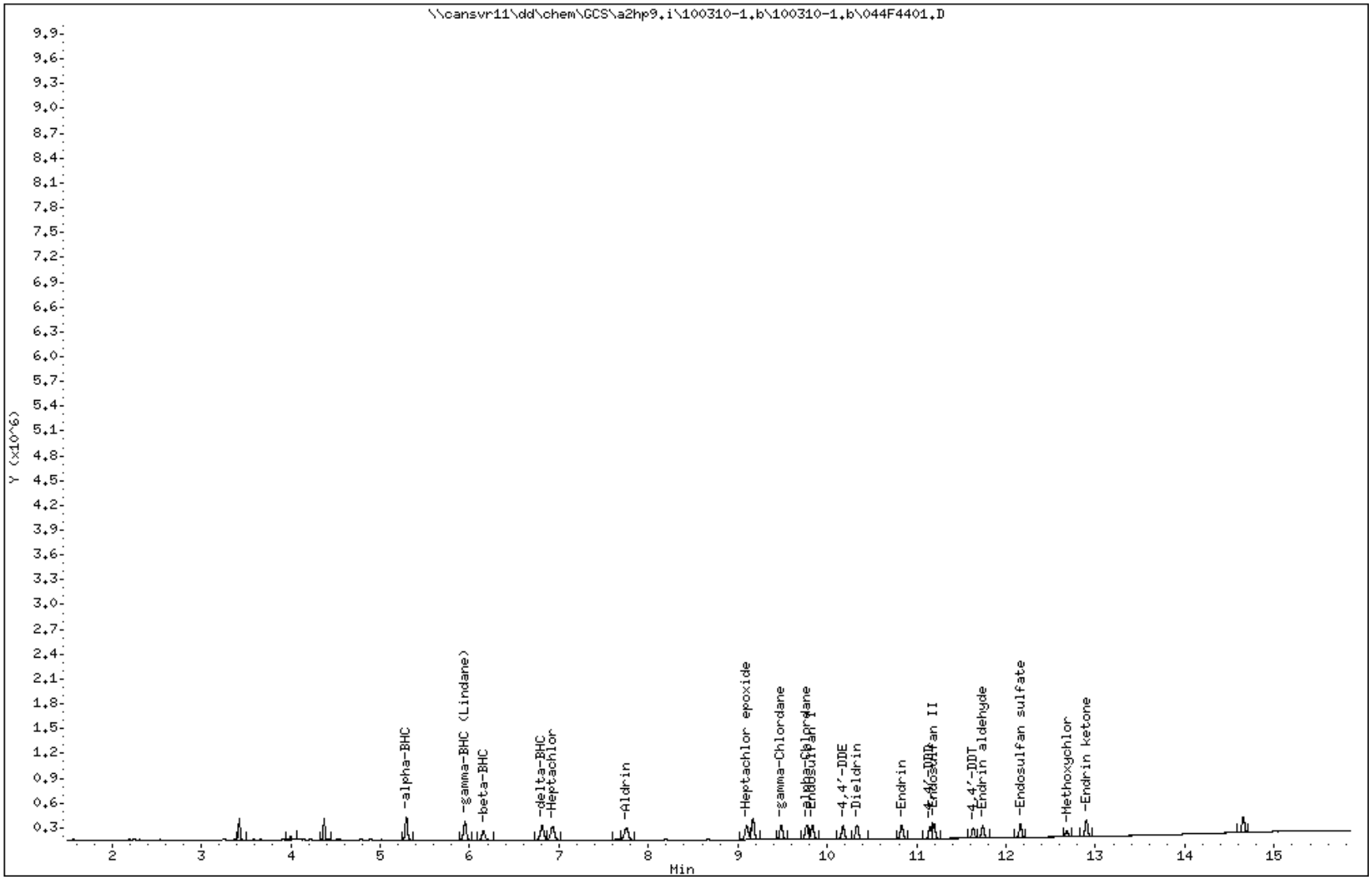

TestAmerica North Canton

PESTICIDES 8081/608

Data file : \\cansvr11\dd\chem\GCS\a2hp9.i\100107-1.b\007F0701.D
Lab Smp Id: AB 1 SOLID MDL
Inj Date : 07-JAN-2010 12:27
Operator : 093905   Inst ID: a2hp9.i
Smp Info : AB 1 SOLID MDL
Misc Info : SOLID AB MDL VERIFICATION   tv = 3.33 ug/kg
Comment   :
Method   : \\cansvr11\dd\chem\GCS\a2hp9.i\100107-1.b\PEST9.m
Meth Date : 11-Jan-2010 06:33 vandorenc Quant Type: ESTD
Cal Date : 04-JAN-2010 16:56   Cal File: 013F0401.D
Als bottle: 7
Dil Factor: 1.00000
Integrator: Falcon   Compound Sublist: 1-AB.sub
Target Version: 4.14   Sample Matrix: SOIL
Processing Host: CANPGCSV23

Concentration Formula: Amt * DF * Vt*Vi/Ws * CpndVariable

Name	Value	Description
DF	1.000	Dilution Factor
Vt	10000.000	Volume of final extract
Vi	1.000	volume injected
Ws	30.000	initial volume of sample
Cpnd Variable		Local Compound Variable

				CONCENTRATIONS ON-COL (ng)	FINAL (ug/Kg)	TARGET RANGE	RATIO
$ 1 Tetrachloro-m-xylene						CAS #: 877-09-8	
3.806	3.805	0.001	1063765	0.00921	0.09211		
4 alpha-BHC						CAS #: 319-84-6	
4.509	4.508	0.001	1592441	0.00848	2.826		
5 gamma-BHC (Lindane)						CAS #: 58-89-9	
4.934	4.933	0.001	1469492	0.00868	2.892		
6 beta-BHC						CAS #: 319-85-7	
5.082	5.081	0.001	371977	0.00922	3.072		
7 delta-BHC						CAS #: 319-86-8	
5.331	5.330	0.001	1428043	0.00875	2.916		
		Sum of Peak Concentrations =			2.916		
8 Heptachlor						CAS #: 76-44-8	
5.656	5.656	0.000	699967	0.00897	2.991		

```
--------------------------------------------------------------------------------
   10 Aldrin                                      CAS #: 309-00-2
6.187    6.186    0.001         1727084 0.01059    3.529
--------------------------------------------------------------------------------
```

RT	EXP RT	DLT RT	RESPONSE	CONCENTRATIONS ON-COL (ng)	FINAL (ug/Kg)	TARGET RANGE	RATIO
12 Heptachlor epoxide						CAS #: 1024-57-3	
7.634	7.631	0.003	446053	0.00942	3.139		
13 gamma-Chlordane						CAS #: 5103-74-2	
7.934	7.932	0.002	452925	0.00884	2.946		
14 alpha-Chlordane						CAS #: 5103-71-9	
8.246	8.243	0.003	534411	0.01016	3.387		
15 Endosulfan I						CAS #: 959-98-8	
8.501	8.499	0.002	451597	0.00918	3.060		
16 4,4'-DDE						CAS #: 72-55-9	
8.570	8.568	0.002	1195417	0.00852	2.839		
17 Dieldrin						CAS #: 60-57-1	
9.011	9.010	0.001	1301534	0.00889	2.963		
18 Endrin						CAS #: 72-20-8	
9.435	9.434	0.001	504131	0.00923	3.078		
20 4,4'-DDD						CAS #: 72-54-8	
9.747	9.746	0.001	969186	0.00920	3.067		
22 Endosulfan II						CAS #: 33213-65-9	
9.856	9.854	0.002	493635	0.00946	3.153		
23 4,4'-DDT						CAS #: 50-29-3	
10.236	10.234	0.002	1035447	0.00935	3.116		
25 Endrin aldehyde						CAS #: 7421-93-4	
10.610	10.609	0.001	417604	0.00943	3.145		
27 Methoxychlor						CAS #: 72-43-5	
11.131	11.130	0.001	632752	0.01193	3.976		
28 Endosulfan sulfate						CAS #: 1031-07-8	
11.310	11.308	0.002	1152114	0.01069	3.563		
29 Endrin ketone						CAS #: 53494-70-5	
11.702	11.702	0.000	606860	0.00972	3.241		
$ 30 Decachlorobiphenyl						CAS #: 2051-24-3	
13.251	13.251	0.000	604969	0.01086	0.1086		

Data File: \\cansvr11\dd\chem\GCS\a2hp9.i\100107-1.b\007F0701.D

Date : 07-JAN-2010 12:27

Client ID:

Instrument: a2hp9.i

Sample Info: AB 1 SOLID MDL

Volume Injected (uL): 1.0

Operator: 093905

Column phase: clp pesticides I

Column diameter: 0.53

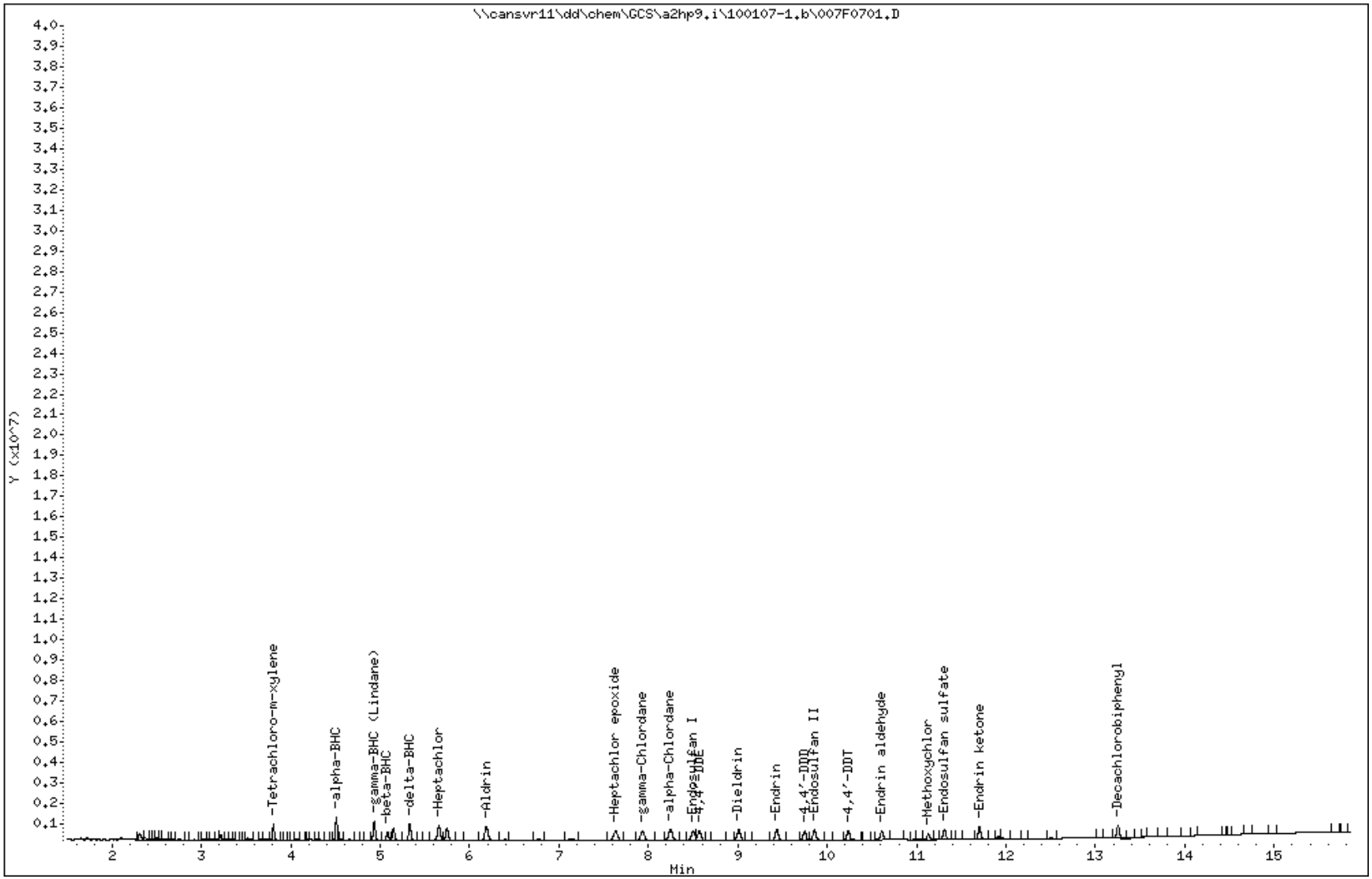

COMPOUNDS and EXP. RT REPORT

Operator: 093905 Date Acquired: 07-JAN-2010 12:27
Data File: //cansvr11/dd/chem/GCS/a2hp9.i/100107-1.b/007F0701.D
Lab Sample ID: AB 1 SOLID MDL
Misc. Info: SOLID AB MDL VERIFICATION tv = 3.33 ug/kg
Instrument: a2hp9.i
Method: \\cansvr11\dd\chem\GCS\a2hp9.i\100107-1.b\PEST9.m
Dilution Factor: 1

Compound	RT	Area	Amount	Conc
1) Tetrachloro-m-xylene	3.806	1063765	0.009	0.092 ug/Kg
4) alpha-BHC	4.509	1592441	0.008	2.826 ug/Kg
5) gamma-BHC (Lindane)	4.934	1469492	0.009	2.893 ug/Kg
6) beta-BHC	5.083	631210	0.009	3.072 ug/Kg
7) delta-BHC	5.332	1428043	0.009	2.916 ug/Kg
8) Heptachlor	5.657	1468108	0.009	2.991 ug/Kg
10) Aldrin	6.188	1727084	0.011	3.529 ug/Kg
12) Heptachlor epoxide	7.634	1370556	0.009	3.139 ug/Kg
13) gamma-Chlordane	7.934	1382896	0.009	2.946 ug/Kg
14) alpha-Chlordane	8.247	1540466	0.010	3.387 ug/Kg
15) Endosulfan I	8.501	1234650	0.009	3.060 ug/Kg
16) 4,4'-DDE	8.570	1195417	0.009	2.839 ug/Kg
17) Dieldrin	9.011	1301534	0.009	2.963 ug/Kg
18) Endrin	9.435	1240416	0.009	3.078 ug/Kg
20) 4,4'-DDD	9.748	969186	0.009	3.067 ug/Kg
22) Endosulfan II	9.857	1184811	0.009	3.153 ug/Kg
23) 4,4'-DDT	10.236	1035447	0.009	3.116 ug/Kg
25) Endrin aldehyde	10.610	957105	0.009	3.145 ug/Kg
27) Methoxychlor	11.131	632752	0.012	3.976 ug/Kg
28) Endosulfan sulfate	11.310	1152114	0.011	3.563 ug/Kg
29) Endrin ketone	11.703	1253356	0.010	3.241 ug/Kg
30) Decachlorobiphenyl	13.252	1422231	0.011	0.109 ug/Kg

TestAmerica North Canton

PESTICIDES 8081/608

Data file : \\cansvr11\dd\chem\GCS\a2hp9.i\100107-1.b\008F0801.D
Lab Smp Id: AB 0.4 SOLID MDL
Inj Date : 07-JAN-2010 12:52
Operator : 093905   Inst ID: a2hp9.i
Smp Info : AB 0.4 SOLID MDL
Misc Info : SOLID AB MDL VERIFICATION tv = 1.33 ug/kg
Comment   :
Method   : \\cansvr11\dd\chem\GCS\a2hp9.i\100107-1.b\PEST9.m
Meth Date : 11-Jan-2010 06:33 vandorenc Quant Type: ESTD
Cal Date : 04-JAN-2010 16:56   Cal File: 013F0401.D
Als bottle: 8
Dil Factor: 1.00000
Integrator: Falcon   Compound Sublist: 1-AB.sub
Target Version: 4.14   Sample Matrix: SOIL

Concentration Formula: Amt * DF * Vt*Vi/Ws * CpndVariable

Name	Value	Description
DF	1.000	Dilution Factor
Vt	10000.000	Volume of final extract
Vi	1.000	volume injected
Ws	30.000	initial volume of sample
Cpnd Variable		Local Compound Variable

RT	EXP RT	DLT RT	RESPONSE	CONCENTRATIONS ON-COL (ng)	CONCENTRATIONS FINAL (ug/Kg)	TARGET RANGE	RATIO
$ 1 Tetrachloro-m-xylene					CAS #: 877-09-8		
3.804	3.805	-0.001	451791	0.00391	0.03912		
4 alpha-BHC					CAS #: 319-84-6		
4.508	4.508	0.000	649306	0.00346	1.152		
5 gamma-BHC (Lindane)					CAS #: 58-89-9		
4.933	4.933	0.000	612612	0.00362	1.206		
6 beta-BHC					CAS #: 319-85-7		
5.080	5.081	-0.001	160417	0.00397	1.325		
7 delta-BHC					CAS #: 319-86-8		
5.330	5.330	0.000	638937	0.00391	1.305		
		Sum of Peak Concentrations =			1.305		
8 Heptachlor					CAS #: 76-44-8		
5.656	5.656	0.000	253566	0.00325	1.083		

```
   10 Aldrin                                      CAS #: 309-00-2
6.184    6.186   -0.002          911028 0.00558    1.861
--------------------------------------------------------------------------------
```

RT	EXP RT	DLT RT	RESPONSE	CONCENTRATIONS ON-COL (ng)	FINAL (ug/Kg)	TARGET RANGE	RATIO
12 Heptachlor epoxide					CAS #: 1024-57-3		
7.630	7.631	-0.001	164150	0.00347	1.155		
13 gamma-Chlordane					CAS #: 5103-74-2		
7.931	7.932	-0.001	159904	0.00312	1.040		
14 alpha-Chlordane					CAS #: 5103-71-9		
8.244	8.243	0.001	177080	0.00337	1.122		
15 Endosulfan I					CAS #: 959-98-8		
8.501	8.499	0.002	161080	0.00327	1.092		
16 4,4'-DDE					CAS #: 72-55-9		
8.569	8.568	0.001	435040	0.00310	1.033		
17 Dieldrin					CAS #: 60-57-1		
9.009	9.010	-0.001	465936	0.00318	1.061		
18 Endrin					CAS #: 72-20-8		
9.433	9.434	-0.001	184032	0.00337	1.123		
20 4,4'-DDD					CAS #: 72-54-8		
9.745	9.746	-0.001	347326	0.00330	1.099		
22 Endosulfan II					CAS #: 33213-65-9		
9.854	9.854	0.000	184841	0.00354	1.180		
23 4,4'-DDT					CAS #: 50-29-3		
10.234	10.234	0.000	366066	0.00330	1.102		
25 Endrin aldehyde					CAS #: 7421-93-4		
10.609	10.609	0.000	161669	0.00365	1.217		
27 Methoxychlor					CAS #: 72-43-5		
11.130	11.130	0.000	288624	0.00544	1.814		
28 Endosulfan sulfate					CAS #: 1031-07-8		
11.308	11.308	0.000	537511	0.00499	1.662		
29 Endrin ketone					CAS #: 53494-70-5		
11.700	11.702	-0.002	219220	0.00351	1.171		
$ 30 Decachlorobiphenyl					CAS #: 2051-24-3		
13.250	13.251	-0.001	228496	0.00410	0.04100		

Data File: \\cansvr11\dd\chem\GCS\a2hp9.i\100107-1.b\008F0801.D

Date : 07-JAN-2010 12:52

Client ID:

Instrument: a2hp9.i

Sample Info: AB 0.4 SOLID MDL

Volume Injected (uL): 1.0

Operator: 093905

Column phase: clp pesticides I

Column diameter: 0.53

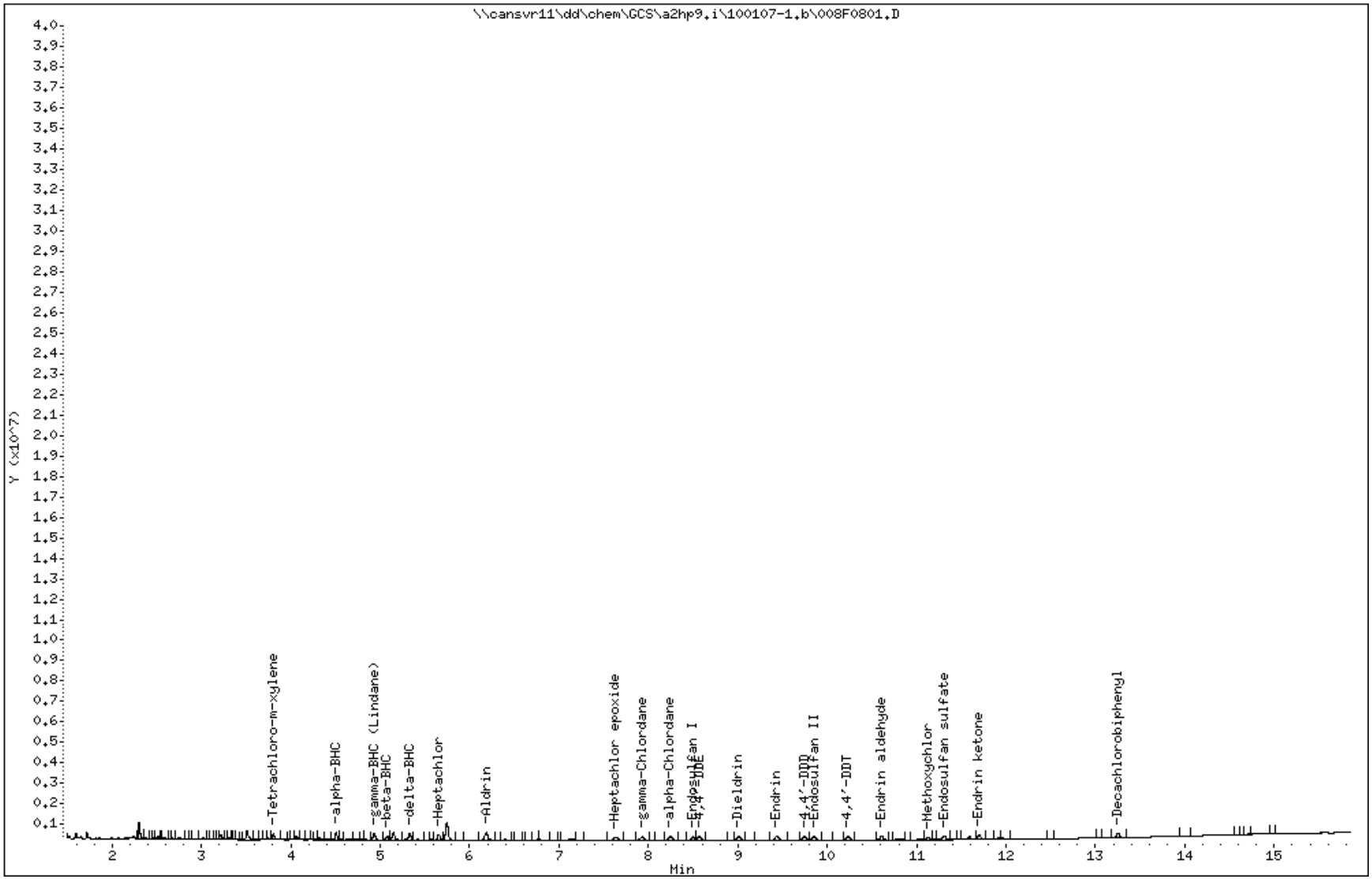

COMPOUNDS and EXP. RT REPORT

Operator: 093905 Date Acquired: 07-JAN-2010 12:52
Data File: //cansvr11/dd/chem/GCS/a2hp9.i/100107-1.b/008F0801.D
Lab Sample ID: AB 0.4 SOLID MDL
Misc. Info: SOLID AB MDL VERIFICATION tv = 1.33 ug/kg
Instrument: a2hp9.i
Method: \\cansvr11\dd\chem\GCS\a2hp9.i\100107-1.b\PEST9.m
Dilution Factor: 1

Compound	RT	Area	Amount	Conc
1) Tetrachloro-m-xylene	3.805	451791	0.004	0.000 ug/Kg
4) alpha-BHC	4.508	649306	0.003	0.001 ug/Kg
5) gamma-BHC (Lindane)	4.933	612612	0.004	0.001 ug/Kg
6) beta-BHC	5.081	317709	0.004	0.001 ug/Kg
7) delta-BHC	5.331	638937	0.004	0.001 ug/Kg
8) Heptachlor	5.657	547835	0.003	0.001 ug/Kg
10) Aldrin	6.185	911028	0.006	0.002 ug/Kg
12) Heptachlor epoxide	7.631	521587	0.003	0.001 ug/Kg
13) gamma-Chlordane	7.932	461549	0.003	0.001 ug/Kg
14) alpha-Chlordane	8.244	506457	0.003	0.001 ug/Kg
15) Endosulfan I	8.502	436284	0.003	0.001 ug/Kg
16) 4,4'-DDE	8.569	435040	0.003	0.001 ug/Kg
17) Dieldrin	9.010	465936	0.003	0.001 ug/Kg
18) Endrin	9.433	519259	0.003	0.001 ug/Kg
20) 4,4'-DDD	9.746	347326	0.003	0.001 ug/Kg
22) Endosulfan II	9.855	458072	0.004	0.001 ug/Kg
23) 4,4'-DDT	10.234	366066	0.003	0.001 ug/Kg
25) Endrin aldehyde	10.609	380051	0.004	0.001 ug/Kg
27) Methoxychlor	11.131	288624	0.005	0.002 ug/Kg
28) Endosulfan sulfate	11.308	537511	0.005	0.002 ug/Kg
29) Endrin ketone	11.701	463175	0.004	0.001 ug/Kg
30) Decachlorobiphenyl	13.251	508710	0.004	0.000 ug/Kg

TestAmerica North Canton

PESTICIDES 8081/608

Data file : \\cansvr11\dd\chem\GCS\a2hp9.i\100107-1.b\009F0901.D
Lab Smp Id: AB 0.2 SOLID MDL
Inj Date : 07-JAN-2010 13:17
Operator : 093905   Inst ID: a2hp9.i
Smp Info : AB 0.2 SOLID MDL
Misc Info : SOLID AB MDL VERIFICATION tv = 0.67 ug/kg
Comment   :
Method   : \\cansvr11\dd\chem\GCS\a2hp9.i\100107-1.b\PEST9.m
Meth Date : 11-Jan-2010 06:33 vandorenc Quant Type: ESTD
Cal Date : 04-JAN-2010 16:56   Cal File: 013F0401.D
Als bottle: 9
Dil Factor: 1.00000
Integrator: Falcon   Compound Sublist: 1-AB.sub
Target Version: 4.14   Sample Matrix: SOIL
Processing Host: CANPGCSV23

Concentration Formula: Amt * DF * Vt*Vi/Ws * CpndVariable

Name	Value	Description
DF	1.000	Dilution Factor
Vt	10000.000	Volume of final extract
Vi	1.000	volume injected
Ws	30.000	initial volume of sample
Cpnd Variable		Local Compound Variable

				CONCENTRATIONS ON-COL	FINAL		
RT	EXP RT	DLT RT	RESPONSE	(ng)	(ug/Kg)	TARGET RANGE	RATIO
$ 1 Tetrachloro-m-xylene						CAS #: 877-09-8	
3.804	3.805	-0.001	469225	0.00406	0.04063		
4 alpha-BHC						CAS #: 319-84-6	
4.509	4.508	0.001	401053	0.00214	0.7118		
5 gamma-BHC (Lindane)						CAS #: 58-89-9	
4.933	4.933	0.000	326880	0.00193	0.6434		
6 beta-BHC						CAS #: 319-85-7	
5.081	5.081	0.000	86022	0.00213	0.7105		
7 delta-BHC						CAS #: 319-86-8	
5.329	5.330	-0.001	304248	0.00186	0.6213		
Sum of Peak Concentrations =					0.6213		
8 Heptachlor						CAS #: 76-44-8	
5.656	5.656	0.000	139280	0.00179	0.5951		

```
--------------------------------------------------------------------------------
   10 Aldrin                                      CAS #: 309-00-2
6.184    6.186   -0.002          689555 0.00423    1.409
--------------------------------------------------------------------------------
```

RT	EXP RT	DLT RT	RESPONSE	CONCENTRATIONS ON-COL (ng)	FINAL (ug/Kg)	TARGET RANGE	RATIO
12 Heptachlor epoxide					CAS #: 1024-57-3		
7.631	7.631	0.000	91232	0.00193	0.6421		
13 gamma-Chlordane					CAS #: 5103-74-2		
7.931	7.932	-0.001	90491	0.00177	0.5886		
14 alpha-Chlordane					CAS #: 5103-71-9		
8.243	8.243	0.000	98753	0.00188	0.6258		
15 Endosulfan I					CAS #: 959-98-8		
8.499	8.499	0.000	86076	0.00175	0.5833		
16 4,4'-DDE					CAS #: 72-55-9		
8.569	8.568	0.001	235325	0.00168	0.5589		
17 Dieldrin					CAS #: 60-57-1		
9.009	9.010	-0.001	262196	0.00179	0.5969		
18 Endrin					CAS #: 72-20-8		
9.434	9.434	0.000	105844	0.00194	0.6462		
20 4,4'-DDD					CAS #: 72-54-8		
9.746	9.746	0.000	197814	0.00188	0.6260		
22 Endosulfan II					CAS #: 33213-65-9		
9.854	9.854	0.000	101655	0.00195	0.6492		
23 4,4'-DDT					CAS #: 50-29-3		
10.233	10.234	-0.001	191754	0.00173	0.5770		
25 Endrin aldehyde					CAS #: 7421-93-4		
10.607	10.609	-0.002	91878	0.00208	0.6918		
27 Methoxychlor					CAS #: 72-43-5		
11.130	11.130	0.000	107409	0.00202	0.6749		
28 Endosulfan sulfate					CAS #: 1031-07-8		
11.308	11.308	0.000	277244	0.00257	0.8574		
29 Endrin ketone					CAS #: 53494-70-5		
11.701	11.702	-0.001	123943	0.00199	0.6619		
$ 30 Decachlorobiphenyl					CAS #: 2051-24-3		
13.250	13.251	-0.001	124619	0.00224	0.02236		

Data File: \\cansvr11\dd\chem\GCS\a2hp9.i\100107-1.b\009F0901.D

Date : 07-JAN-2010 13:17

Client ID:

Instrument: a2hp9.i

Sample Info: AB 0.2 SOLID MDL

Volume Injected (uL): 1.0

Operator: 093905

Column phase: clp pesticides I

Column diameter: 0.53

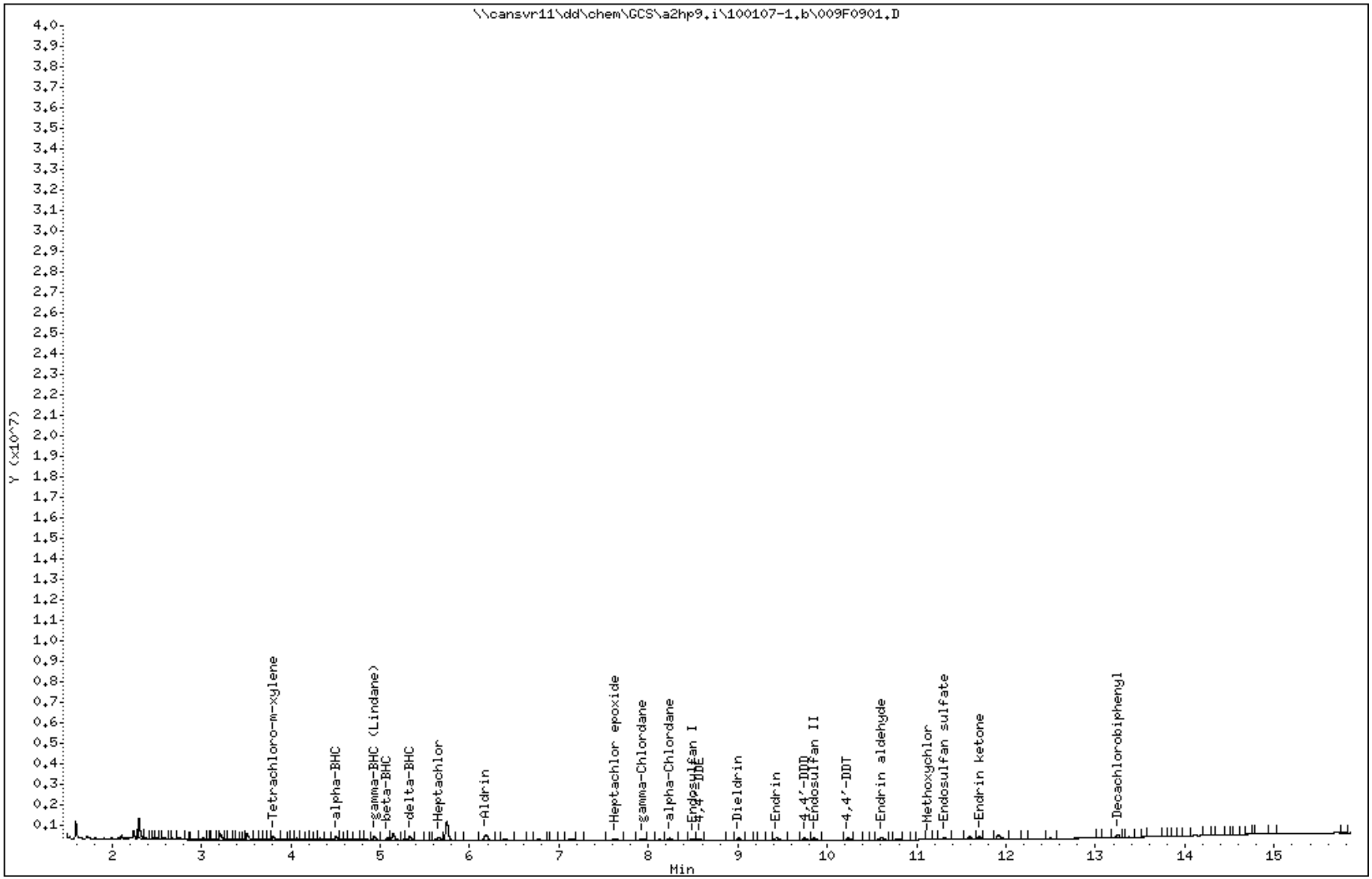

COMPOUNDS and EXP. RT REPORT

Operator: 093905 Date Acquired: 07-JAN-2010 13:17
Data File: //cansvr11/dd/chem/GCS/a2hp9.i/100107-1.b/009F0901.D
Lab Sample ID: AB 0.2 SOLID MDL
Misc. Info: SOLID AB MDL VERIFICATION tv = 0.67 ug/kg
Instrument: a2hp9.i
Method: \\cansvr11\dd\chem\GCS\a2hp9.i\100107-1.b\PEST9.m
Dilution Factor: 1

Compound	RT	Area	Amount	Conc
1) Tetrachloro-m-xylene	3.804	469225	0.004	0.041 ug/Kg
4) alpha-BHC	4.509	401053	0.002	0.712 ug/Kg
5) gamma-BHC (Lindane)	4.933	326880	0.002	0.643 ug/Kg
6) beta-BHC	5.082	160944	0.002	0.710 ug/Kg
7) delta-BHC	5.330	304248	0.002	0.621 ug/Kg
8) Heptachlor	5.657	324223	0.002	0.595 ug/Kg
10) Aldrin	6.184	689555	0.004	1.409 ug/Kg
12) Heptachlor epoxide	7.632	305092	0.002	0.642 ug/Kg
13) gamma-Chlordane	7.932	265281	0.002	0.589 ug/Kg
14) alpha-Chlordane	8.243	280665	0.002	0.626 ug/Kg
15) Endosulfan I	8.500	229950	0.002	0.583 ug/Kg
16) 4,4'-DDE	8.569	235325	0.002	0.559 ug/Kg
17) Dieldrin	9.010	262196	0.002	0.597 ug/Kg
18) Endrin	9.434	314359	0.002	0.646 ug/Kg
20) 4,4'-DDD	9.747	197814	0.002	0.626 ug/Kg
22) Endosulfan II	9.855	243878	0.002	0.649 ug/Kg
23) 4,4'-DDT	10.233	191754	0.002	0.577 ug/Kg
25) Endrin aldehyde	10.607	248090	0.002	0.692 ug/Kg
27) Methoxychlor	11.131	107409	0.002	0.675 ug/Kg
28) Endosulfan sulfate	11.308	277244	0.003	0.857 ug/Kg
29) Endrin ketone	11.702	246837	0.002	0.662 ug/Kg
30) Decachlorobiphenyl	13.251	260449	0.002	0.022 ug/Kg

TestAmerica North Canton

PESTICIDES 8081/608

Data file : \\cansvr11\dd\chem\GCS\a2hp9.i\100107-1.b\010F1001.D
Lab Smp Id: TC SOLID MDL
Inj Date : 07-JAN-2010 13:42
Operator : 093905   Inst ID: a2hp9.i
Smp Info : TC SOLID MDL
Misc Info : SOLID TE-CHLOR MDL VERIFICATION tv = 5 ug/kg
Comment   :
Method   : \\cansvr11\dd\chem\GCS\a2hp9.i\100107-1.b\PEST9.m
Meth Date : 11-Jan-2010 06:33 vandorenc Quant Type: ESTD
Cal Date : 04-JAN-2010 16:56   Cal File: 013F0401.D
Als bottle: 10
Dil Factor: 1.00000
Integrator: Falcon   Compound Sublist: 15-TECHLOR.sub
Target Version: 4.14   Sample Matrix: SOIL
Processing Host: CANPGCSV23

Concentration Formula: Amt * DF * Vt*Vi/Ws * CpndVariable

Name	Value	Description
DF	1.000	Dilution Factor
Vt	10000.000	Volume of final extract
Vi	1.000	volume injected
Ws	30.000	initial volume of sample
Cpnd Variable		Local Compound Variable

				CONCENTRATIONS ON-COL (ng)	CONCENTRATIONS FINAL (ug/Kg)	TARGET RANGE		RATIO
RT	EXP RT	DLT RT	RESPONSE					
9 Tech Chlordane					CAS #: 57-74-9			
5.524	5.524	0.000	37726	0.01347	4.490	0.00-	20.00	100.00
6.530	6.529	0.001	40920	0.01627	5.423	0.00-	20.00	108.47
7.930	7.932	-0.002	69458	0.01245	4.151	0.00-	20.00	184.11
8.240	8.239	0.001	113512	0.01307	4.357	0.00-	20.00	300.89
			Average of Peak Concentrations =		4.605			

Data File: \\cansvr11\dd\chem\GCS\a2hp9.i\100107-1.b\010F1001.D

Date : 07-JAN-2010 13:42

Client ID:

Instrument: a2hp9.i

Sample Info: TC SOLID MDL

Volume Injected (uL): 1.0

Operator: 093905

Column phase: clp pesticides I

Column diameter: 0.53

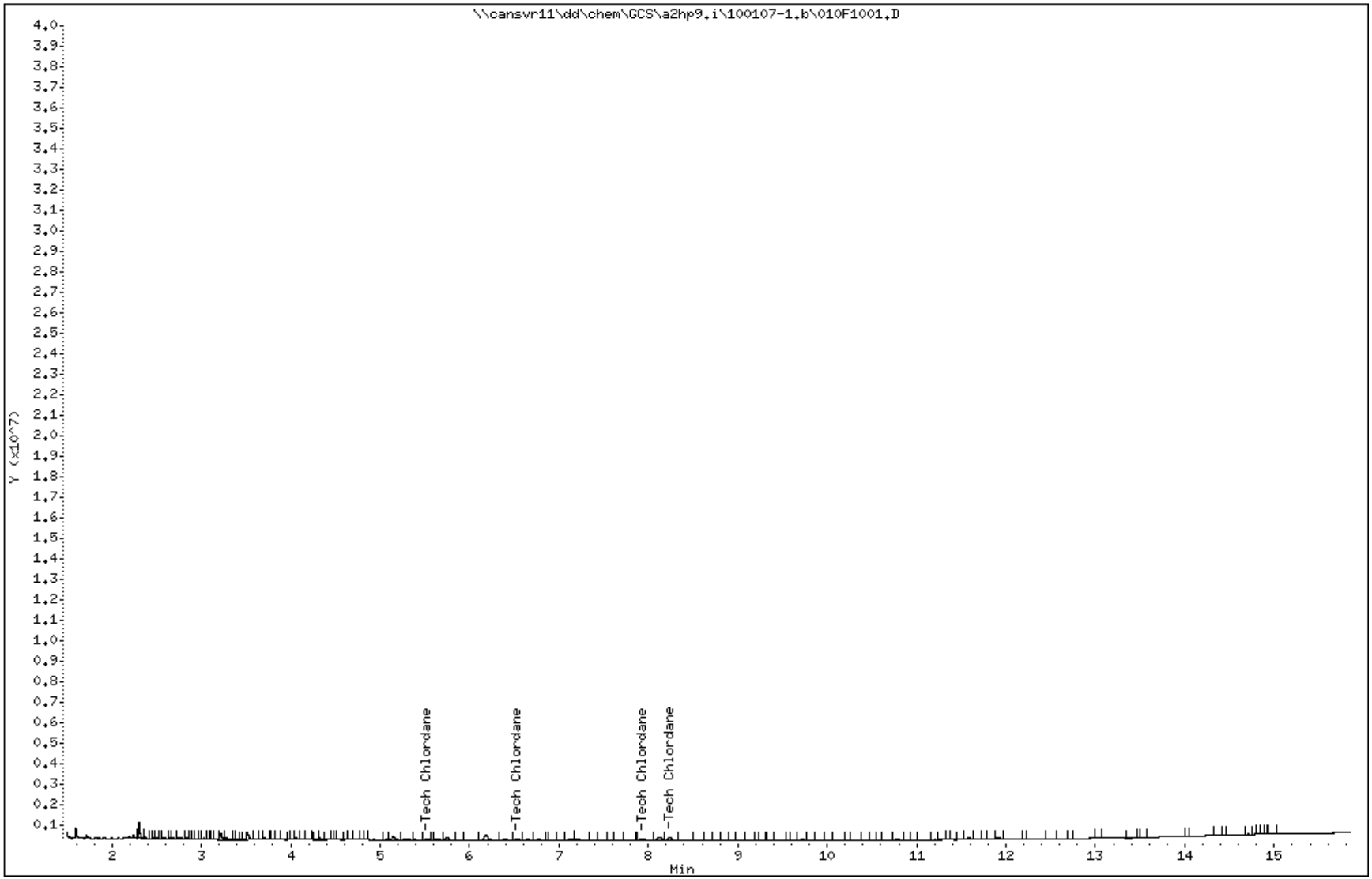

COMPOUNDS and EXP. RT REPORT

Operator: 093905 Date Acquired: 07-JAN-2010 13:42
Data File: //cansvr11/dd/chem/GCS/a2hp9.i/100107-1.b/010F1001.D
Lab Sample ID: TC SOLID MDL
Misc. Info: SOLID TE-CHLOR MDL VERIFICATION tv = 5 ug/kg
Instrument: a2hp9.i
Method: \\cansvr11\dd\chem\GCS\a2hp9.i\100107-1.b\PEST9.m
Dilution Factor: 1

Compound	RT	Area	Amount	Conc
9) Tech Chlordane	5.524	74444	0.013	4.490 ug/Kg

TestAmerica North Canton

PESTICIDES 8081/608

Data file : \\cansvr11\dd\chem\GCS\a2hp9.i\100107-1.b\012F1201.D
Lab Smp Id: MDL SOLID BLK
Inj Date : 07-JAN-2010 14:32
Operator : 093905   Inst ID: a2hp9.i
Smp Info : MDL SOLID BLK
Misc Info : SOLID MDL BLANK
Comment   :
Method   : \\cansvr11\dd\chem\GCS\a2hp9.i\100107-1.b\PEST9.m
Meth Date : 11-Jan-2010 06:33 vandorenc Quant Type: ESTD
Cal Date : 04-JAN-2010 16:56   Cal File: 013F0401.D
Als bottle: 12
Dil Factor: 1.00000
Integrator: Falcon   Compound Sublist: 19-pestap9.sub
Target Version: 4.14   Sample Matrix: SOIL

Concentration Formula: Amt * DF * Vt*Vi/Ws * CpndVariable

Name	Value	Description
DF	1.000	Dilution Factor
Vt	10000.000	Volume of final extract
Vi	1.000	volume injected
Ws	30.000	initial volume of sample
Cpnd Variable		Local Compound Variable

				CONCENTRATIONS ON-COL (ng)	FINAL (ug/Kg)	TARGET RANGE	RATIO
$ 1 Tetrachloro-m-xylene						CAS #: 877-09-8	
3.792	3.805	-0.013	216281	0.00187	0.01873		
2 Hexachlorobenzene						CAS #: 118-74-1	
4.286	4.285	0.001	47102	4e-004	0.1244		
	Average of Peak Concentrations =				0.1244		
3 Diallate						CAS #: 2303-16-4	

Peaks not detected for Quant. or Qual. signal(s).

4 alpha-BHC						CAS #: 319-84-6	
4.496	4.508	-0.012	47898	3e-004	0.08501		
5 gamma-BHC (Lindane)						CAS #: 58-89-9	

Peaks not detected for Quant. or Qual. signal(s).

```
--------------------------------------------------------------------------------
    6 beta-BHC                                    CAS #: 319-85-7
5.072    5.081   -0.009           13017  3e-004   0.1075
--------------------------------------------------------------------------------
```

RT	EXP RT	DLT RT	RESPONSE	CONCENTRATIONS ON-COL (ng)	FINAL (ug/Kg)	TARGET RANGE	RATIO
7 delta-BHC					CAS #: 319-86-8		
5.311	5.330	-0.019	41823	3e-004	0.08540		
		Sum of Peak Concentrations =			0.08540		
8 Heptachlor					CAS #: 76-44-8		
Peaks not detected for Quant. or Qual. signal(s).							
9 Tech Chlordane					CAS #: 57-74-9		
5.527	5.524	0.003	6717	0.00240	0.7994	0.00- 20.00	100.00
6.544	6.529	0.015	12620	0.00502	1.672	0.00- 20.00	187.88
0.000	7.932	-7.932	0	0.0000	0.0000	0.00- 20.00	0.00
8.254	8.239	0.015	11332	0.00130	0.4350	0.00- 20.00	168.71
		Average of Peak Concentrations =			0.9690		
10 Aldrin					CAS #: 309-00-2		
6.181	6.186	-0.005	203877	0.00125	0.4166		
11 Isodrin					CAS #: 465-73-6		
Peaks not detected for Quant. or Qual. signal(s).							
12 Heptachlor epoxide					CAS #: 1024-57-3		
Peaks not detected for Quant. or Qual. signal(s).							
13 gamma-Chlordane					CAS #: 5103-74-2		
Peaks not detected for Quant. or Qual. signal(s).							
14 alpha-Chlordane					CAS #: 5103-71-9		
8.254	8.243	0.011	11332	2e-004	0.07182		
15 Endosulfan I					CAS #: 959-98-8		
Peaks not detected for Quant. or Qual. signal(s).							
16 4,4'-DDE					CAS #: 72-55-9		
8.541	8.568	-0.027	44912	0.00032	0.1067		
17 Dieldrin					CAS #: 60-57-1		
Peaks not detected for Quant. or Qual. signal(s).							
18 Endrin					CAS #: 72-20-8		

Peaks not detected for Quant. or Qual. signal(s).

19 Kepone					CAS #: 143-50-0	
9.482	9.491	-0.009		50247	0.09888	32.96

RT	EXP RT	DLT RT	RESPONSE	CONCENTRATIONS ON-COL (ng)	FINAL (ug/Kg)	TARGET RANGE	RATIO

20 4,4'-DDD CAS #: 72-54-8

Peaks not detected for Quant. or Qual. signal(s).

---

21 Chlorobenzilate CAS #: 510-15-6

Peaks not detected for Quant. or Qual. signal(s).

---

22 Endosulfan II CAS #: 33213-65-9

Peaks not detected for Quant. or Qual. signal(s).

---

24 Toxaphene CAS #: 8001-35-2

0.000	9.975	-9.975	0	0.0000	0.0000	80.00- 120.00	0.00
0.000	10.407	-10.407	0	0.0000	0.0000	114.04- 154.04	0.00
10.575	10.554	0.021	10096	0.00684	2.279	115.64- 155.64	0.00
0.000	11.116	-11.116	0	0.0000	0.0000	52.78- 92.78	0.00
11.204	11.219	-0.015	5025	0.00266	0.8872	69.36- 109.36	0.00

Average of Peak Concentrations = 1.583

---

23 4,4'-DDT CAS #: 50-29-3

Peaks not detected for Quant. or Qual. signal(s).

---

25 Endrin aldehyde CAS #: 7421-93-4

Peaks not detected for Quant. or Qual. signal(s).

---

26 Mirex CAS #: 2385-85-5

10.788	10.813	-0.025	16702				

---

27 Methoxychlor CAS #: 72-43-5

Peaks not detected for Quant. or Qual. signal(s).

---

28 Endosulfan sulfate CAS #: 1031-07-8

11.282	11.308	-0.026	26640	2e-004	0.08239		

---

29 Endrin ketone CAS #: 53494-70-5

Peaks not detected for Quant. or Qual. signal(s).

$ 30 Decachlorobiphenyl CAS #: 2051-24-3

Peaks not detected for Quant. or Qual. signal(s).

Data File: \\cansvr11\dd\chem\GCS\a2hp9.i\100107-1.b\012F1201.D

Date : 07-JAN-2010 14:32

Client ID:

Instrument: a2hp9.i

Sample Info: MDL SOLID BLK

Volume Injected (uL): 1.0

Operator: 093905

Column phase: clp pesticides I

Column diameter: 0.53

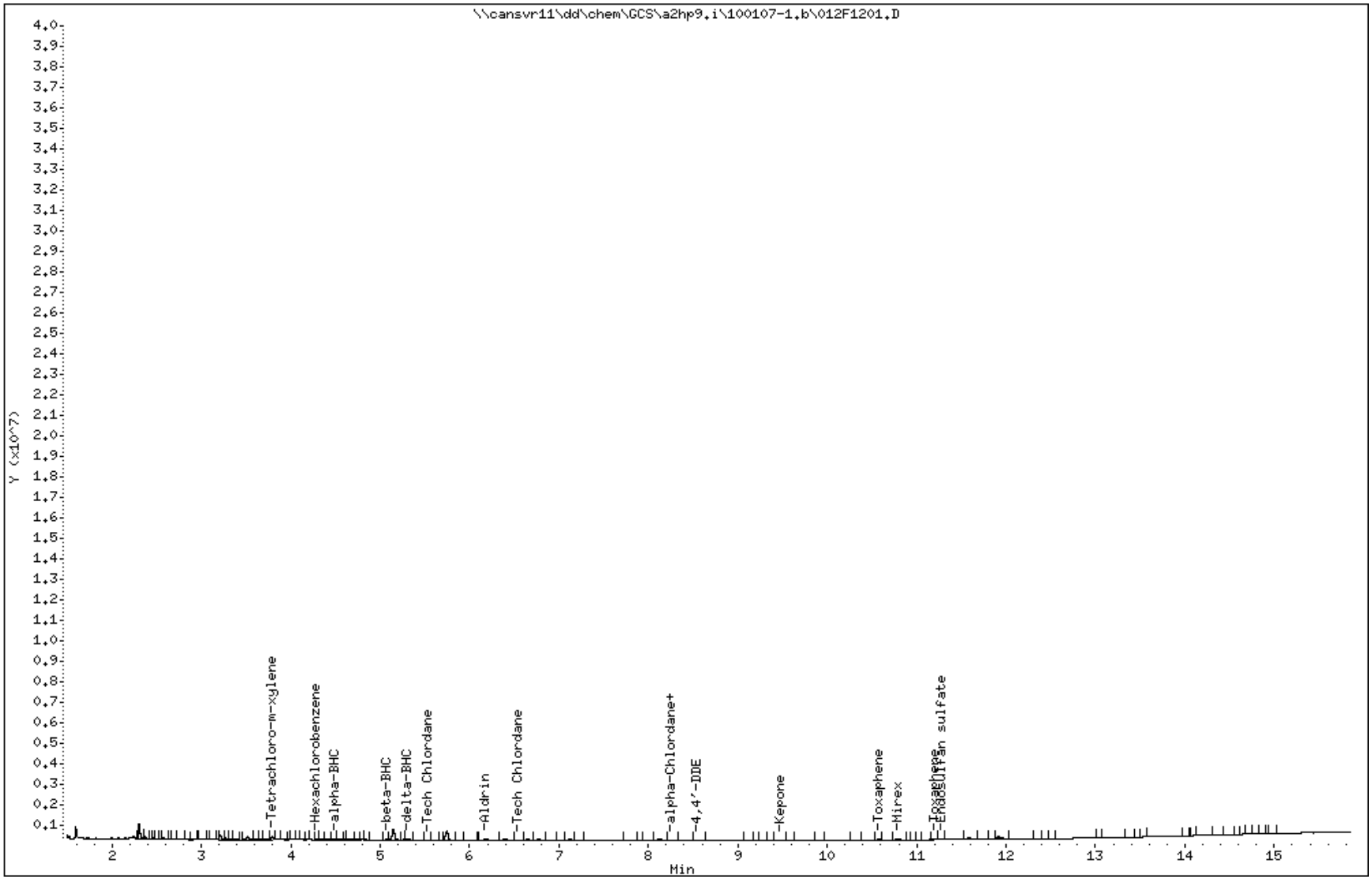

COMPOUNDS and EXP. RT REPORT

Operator: 093905 Date Acquired: 07-JAN-2010 14:32
Data File: //cansvr11/dd/chem/GCS/a2hp9.i/100107-1.b/012F1201.D
Lab Sample ID: MDL SOLID BLK
Misc. Info: SOLID MDL BLANK
Instrument: a2hp9.i
Method: \\cansvr11\dd\chem\GCS\a2hp9.i\100107-1.b\PEST9.m
Dilution Factor: 1

Compound	RT	Area	Amount	Conc
24) Toxaphene	0.000	0	0.000	0.000 ug/Kg
1) Tetrachloro-m-xylene	3.792	216281	0.002	0.000 ug/Kg
2) Hexachlorobenzene	4.287	87515	0.000	0.000 ug/Kg
3) Diallate	NOT DETECTED	Expected RT = 4.369		
4) alpha-BHC	4.497	47898	0.000	0.000 ug/Kg
5) gamma-BHC (Lindane)	NOT DETECTED	Expected RT = 4.933		
6) beta-BHC	5.072	31731	0.000	0.000 ug/Kg
7) delta-BHC	5.312	41823	0.000	0.000 ug/Kg
9) Tech Chlordane	5.527	14175	0.002	0.001 ug/Kg
8) Heptachlor	NOT DETECTED	Expected RT = 5.656		
10) Aldrin	6.182	203877	0.001	0.000 ug/Kg
11) Isodrin	NOT DETECTED	Expected RT = 6.883		
12) Heptachlor epoxide	NOT DETECTED	Expected RT = 7.631		
13) gamma-Chlordane	NOT DETECTED	Expected RT = 7.932		
14) alpha-Chlordane	8.254	33736	0.000	0.000 ug/Kg
15) Endosulfan I	NOT DETECTED	Expected RT = 8.500		
16) 4,4'-DDE	8.542	44912	0.000	0.000 ug/Kg
17) Dieldrin	NOT DETECTED	Expected RT = 9.011		
18) Endrin	NOT DETECTED	Expected RT = 9.435		
19) Kepone	9.482	50247	0.099	0.033 ug/Kg
20) 4,4'-DDD	NOT DETECTED	Expected RT = 9.746		
21) Chlorobenzilate	NOT DETECTED	Expected RT = 9.834		
22) Endosulfan II	NOT DETECTED	Expected RT = 9.855		
23) 4,4'-DDT	NOT DETECTED	Expected RT = 10.235		
25) Endrin aldehyde	NOT DETECTED	Expected RT = 10.610		
26) Mirex	10.788	54368	0.000	0.000 ug/Kg
27) Methoxychlor	NOT DETECTED	Expected RT = 11.131		
28) Endosulfan sulfate	11.282	26640	0.000	0.000 ug/Kg
29) Endrin ketone	NOT DETECTED	Expected RT = 11.702		
30) Decachlorobiphenyl	NOT DETECTED	Expected RT = 13.251		

TestAmerica North Canton

PESTICIDES 8081/608

Data file : \\cansvr11\dd\chem\GCS\a2hp9.i\100114-1.b\009F0901.D
Lab Smp Id: TOX SOLID MDL
Inj Date : 14-JAN-2010 12:22
Operator : 093905   Inst ID: a2hp9.i
Smp Info : TOX SOLID MDL
Misc Info : TOX SOLID MDL VERIFICATION fv = 20 ug/kg
Comment   :
Method   : \\cansvr11\dd\chem\GCS\a2hp9.i\100114-1.b\PEST9.m
Meth Date : 15-Jan-2010 12:35 vandorenc Quant Type: ESTD
Cal Date : 04-JAN-2010 16:56   Cal File: 013F0401.D
Als bottle: 9
Dil Factor: 1.00000
Integrator: Falcon   Compound Sublist: 16-toxaph.sub
Target Version: 4.14   Sample Matrix: SOIL
Processing Host: CANPGCSV23

Concentration Formula: Amt * DF * Vt*Vi/Ws * CpndVariable

Name	Value	Description
DF	1.000	Dilution Factor
Vt	10000.000	Volume of final extract
Vi	1.000	volume injected
Ws	30.000	initial volume of sample
Cpnd Variable		Local Compound Variable

				CONCENTRATIONS ON-COL (ng)	FINAL (ug/Kg)	TARGET RANGE	RATIO
24 Toxaphene						CAS #: 8001-35-2	
9.971	9.971	0.000	55736	0.03318	11.06	80.00- 120.00	100.00(M)
10.404	10.403	0.001	50384	0.03145	10.48	114.04- 154.04	90.40
10.550	10.549	0.001	46785	0.03168	10.56	115.64- 155.64	83.94
11.111	11.113	-0.002	73349	0.03590	11.97	52.78- 92.78	131.60
11.215	11.214	0.001	60273	0.03193	10.64	69.36- 109.36	108.14
		Average of Peak Concentrations =			10.94		

QC Flag Legend

M - Compound response manually integrated.

Data File: \\cansvr11\dd\chem\GCS\a2hp9.i\100114-1.b\009F0901.D

Date : 14-JAN-2010 12:22

Client ID:

Instrument: a2hp9.i

Sample Info: TOX SOLID MDL

Volume Injected (uL): 1.0

Operator: 093905

Column phase: clp pesticides I

Column diameter: 0.53

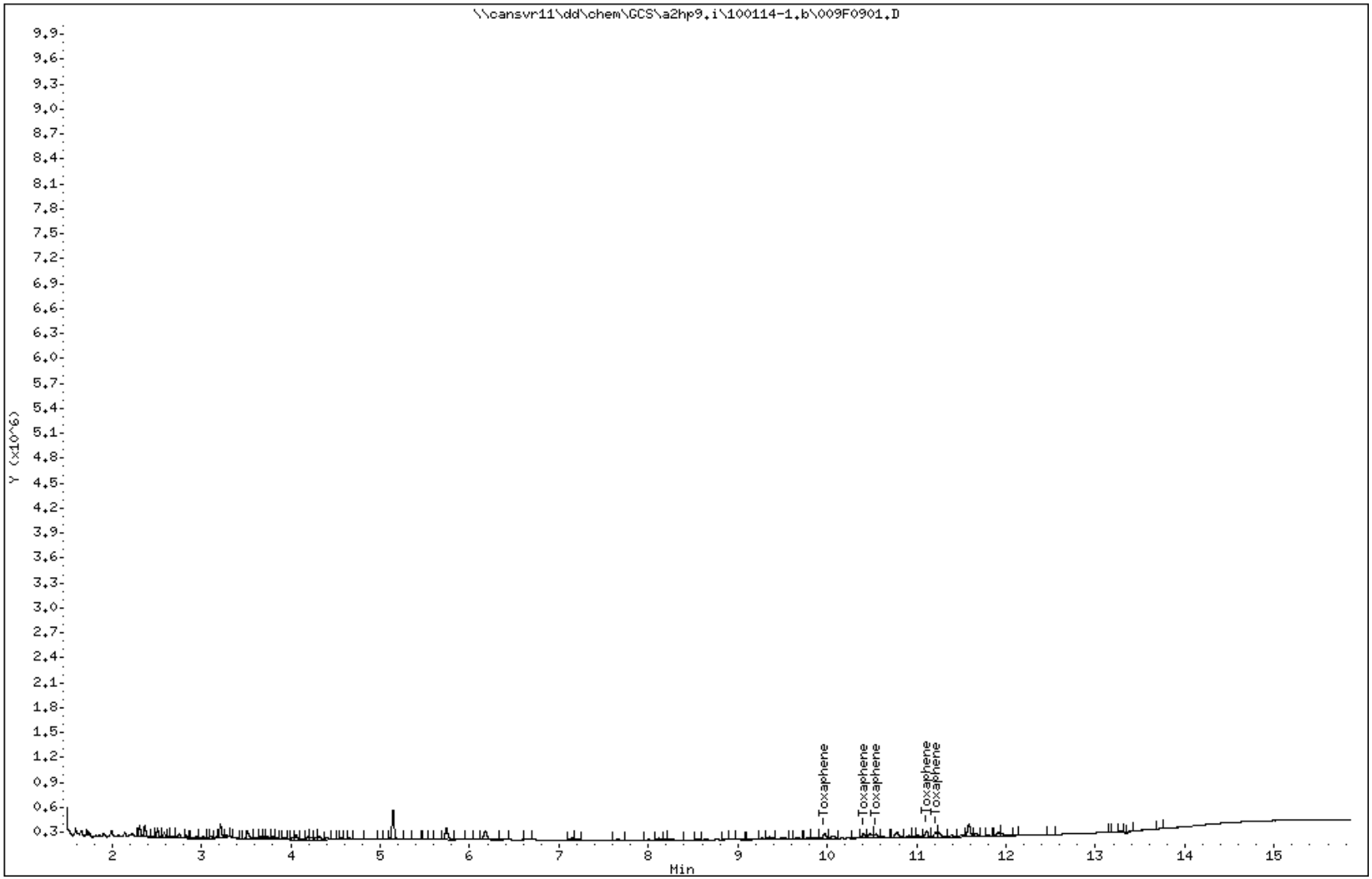

COMPOUNDS and EXP. RT REPORT

Operator: 093905 Date Acquired: 14-JAN-2010 12:22
Data File: //cansvr11/dd/chem/GCS/a2hp9.i/100114-1.b/009F0901.D
Lab Sample ID: TOX SOLID MDL
Misc. Info: TOX SOLID MDL VERIFICATION fv = 20 ug/kg
Instrument: a2hp9.i
Method: \\cansvr11\dd\chem\GCS\a2hp9.i\100114-1.b\PEST9.m
Dilution Factor: 1

Compound	RT	Area	Amount	Conc
24) Toxaphene	9.972	156128	0.033	11.061 ug/Kg

Data File Name: 009F0901.D
Inj. Date and Time: 14-JAN-2010 12:22
Instrument ID: a2hp9.i
Client ID:
Compound Name: Toxaphene
CAS #: 8001-35-2
Report Date: 01/15/2010

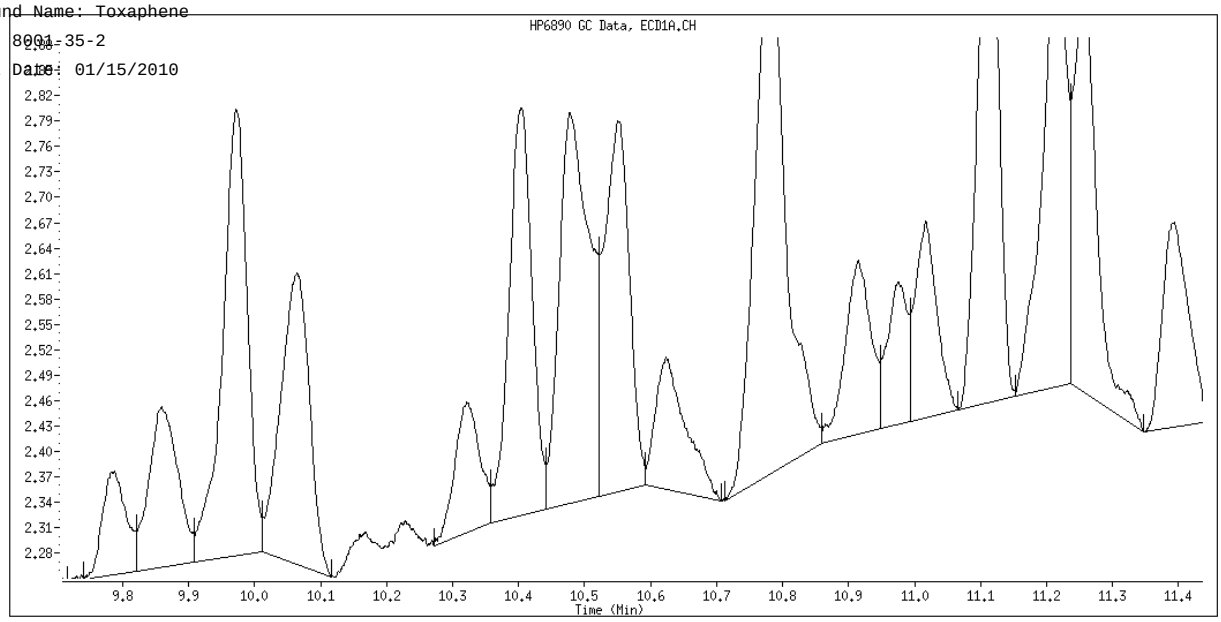

Original Integration

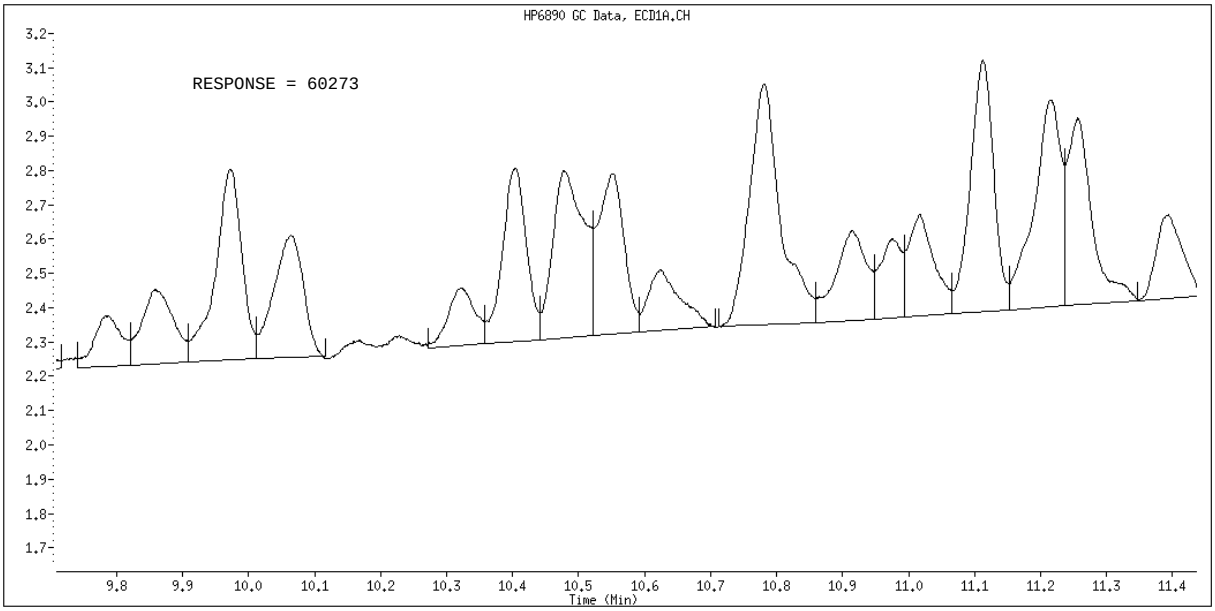

Manual Integration

Manually Integrated By: vandorenc
Manual Integration Reason: Baseline Event

TestAmerica North Canton

PESTICIDES 8081/608

Data file : \\cansvr11\dd\chem\GCS\a2hp9.i\100114-1.b\010F1001.D
Lab Smp Id: TOX SOLID MDL BL
Inj Date : 14-JAN-2010 12:46
Operator : 093905   Inst ID: a2hp9.i
Smp Info : TOX SOLID MDL BL
Misc Info : TOX SOLID MDL VERIFICATION BLANK
Comment   :
Method   : \\cansvr11\dd\chem\GCS\a2hp9.i\100114-1.b\PEST9.m
Meth Date : 15-Jan-2010 12:35 vandorenc Quant Type: ESTD
Cal Date : 04-JAN-2010 16:56   Cal File: 013F0401.D
Als bottle: 10
Dil Factor: 1.00000
Integrator: Falcon   Compound Sublist: 19-pestap9.sub
Target Version: 4.14   Sample Matrix: SOIL
Processing Host: CANPGCSV23

Concentration Formula: Amt * DF * Vt*Vi/Ws * CpndVariable

Name	Value	Description
DF	1.000	Dilution Factor
Vt	10000.000	Volume of final extract
Vi	1.000	volume injected
Ws	30.000	initial volume of sample
Cpnd Variable		Local Compound Variable

				CONCENTRATIONS ON-COL	FINAL		
RT	EXP RT	DLT RT	RESPONSE	(ng)	(ug/Kg)	TARGET RANGE	RATIO
$ 1 Tetrachloro-m-xylene						CAS #: 877-09-8	
3.791	3.803	-0.012	111179	1e-003	0.009626		
2 Hexachlorobenzene						CAS #: 118-74-1	
4.283	4.285	-0.002	37493	3.e-004	0.09905		
		Average of Peak Concentrations =			0.09905		
3 Diallate						CAS #: 2303-16-4	

Peaks not detected for Quant. or Qual. signal(s).

4 alpha-BHC						CAS #: 319-84-6	
4.532	4.505	0.027	141424	8e-004	0.2510		
5 gamma-BHC (Lindane)						CAS #: 58-89-9	
4.954	4.929	0.025	10581	6e-005	0.02083		

```
    6 beta-BHC                                    CAS #: 319-85-7
5.067    5.078   -0.011           8471 0.00021  0.06996
-------------------------------------------------------------------------------
```

RT	EXP RT	DLT RT	RESPONSE	CONCENTRATIONS ON-COL (ng)	FINAL (ug/Kg)	TARGET RANGE	RATIO
7 delta-BHC					CAS #: 319-86-8		
5.308	5.326	-0.018	68014	4e-004	0.1389		
		Sum of Peak Concentrations =			0.1389		
8 Heptachlor					CAS #: 76-44-8		
Peaks not detected for Quant. or Qual. signal(s).							
9 Tech Chlordane					CAS #: 57-74-9		
5.521	5.520	0.001	5404	0.00193	0.6432	0.00- 20.00	100.00
0.000	6.524	-6.524	0	0.0000	0.0000	0.00- 20.00	0.00
0.000	7.926	-7.926	0	0.0000	0.0000	0.00- 20.00	0.00
8.249	8.235	0.014	26068	0.00300	1.001	0.00- 20.00	482.38
		Average of Peak Concentrations =			0.8219		
10 Aldrin					CAS #: 309-00-2		
6.176	6.180	-0.004	511270	0.00313	1.045		
11 Isodrin					CAS #: 465-73-6		
Peaks not detected for Quant. or Qual. signal(s).							
12 Heptachlor epoxide					CAS #: 1024-57-3		
Peaks not detected for Quant. or Qual. signal(s).							
13 gamma-Chlordane					CAS #: 5103-74-2		
Peaks not detected for Quant. or Qual. signal(s).							
14 alpha-Chlordane					CAS #: 5103-71-9		
8.249	8.236	0.013	26068	5.e-004	0.1652		
15 Endosulfan I					CAS #: 959-98-8		
Peaks not detected for Quant. or Qual. signal(s).							
16 4,4'-DDE					CAS #: 72-55-9		
Peaks not detected for Quant. or Qual. signal(s).							
17 Dieldrin					CAS #: 60-57-1		
Peaks not detected for Quant. or Qual. signal(s).							

```
--------------------------------------------------------------------------------
   18 Endrin                                      CAS #: 72-20-8

Peaks not detected for Quant. or Qual. signal(s).

--------------------------------------------------------------------------------
   19 Kepone                                      CAS #: 143-50-0
9.478    9.491   -0.013           39380 0.09848    32.83
--------------------------------------------------------------------------------
```

RT	EXP RT	DLT RT	RESPONSE	CONCENTRATIONS ON-COL (ng)	FINAL (ug/Kg)	TARGET RANGE	RATIO

20 4,4'-DDD CAS #: 72-54-8

Peaks not detected for Quant. or Qual. signal(s).

---

21 Chlorobenzilate CAS #: 510-15-6

Peaks not detected for Quant. or Qual. signal(s).

---

22 Endosulfan II CAS #: 33213-65-9

Peaks not detected for Quant. or Qual. signal(s).

---

24 Toxaphene CAS #: 8001-35-2

Operator disabled compound identification.

---

23 4,4'-DDT CAS #: 50-29-3

Peaks not detected for Quant. or Qual. signal(s).

---

25 Endrin aldehyde CAS #: 7421-93-4

10.629	10.603	0.026		6189	0.00014	0.04660	

---

26 Mirex CAS #: 2385-85-5

Peaks not detected for Quant. or Qual. signal(s).

---

27 Methoxychlor CAS #: 72-43-5

Peaks not detected for Quant. or Qual. signal(s).

---

28 Endosulfan sulfate CAS #: 1031-07-8

11.275	11.303	-0.028		42261	4e-004	0.1307	

---

29 Endrin ketone CAS #: 53494-70-5

Peaks not detected for Quant. or Qual. signal(s).

$ 30 Decachlorobiphenyl CAS #: 2051-24-3

Peaks not detected for Quant. or Qual. signal(s).

Data File: \\cansvr11\dd\chem\GCS\a2hp9.i\100114-1.b\010F1001.D

Date : 14-JAN-2010 12:46

Client ID:

Instrument: a2hp9.i

Sample Info: TOX SOLID MDL BL

Volume Injected (uL): 1.0

Operator: 093905

Column phase: clp pesticides I

Column diameter: 0.53

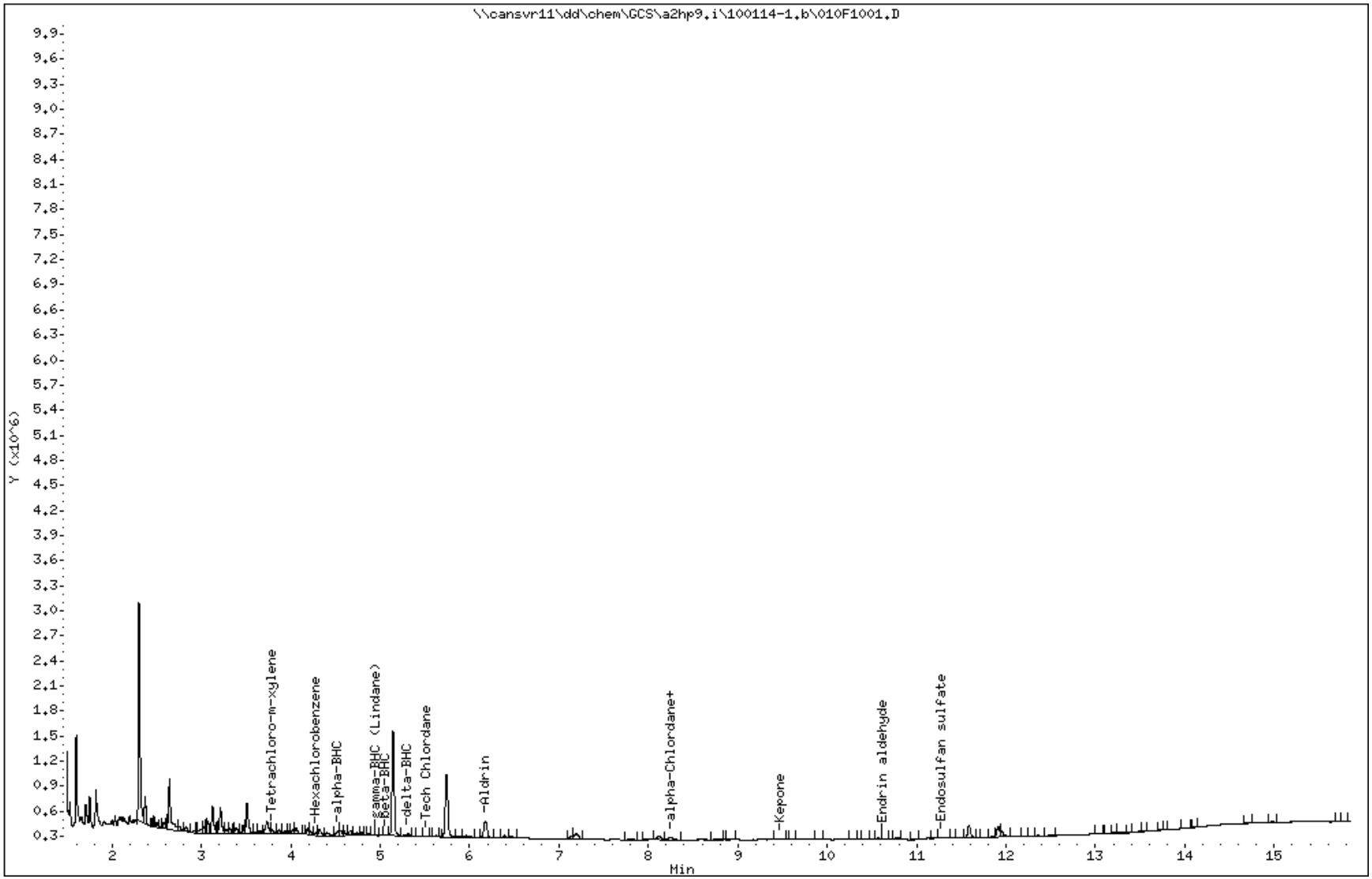

COMPOUNDS and EXP. RT REPORT

Operator: 093905 Date Acquired: 14-JAN-2010 12:46
Data File: //cansvr11/dd/chem/GCS/a2hp9.i/100114-1.b/010F1001.D
Lab Sample ID: TOX SOLID MDL BL
Misc. Info: TOX SOLID MDL VERIFICATION BLANK
Instrument: a2hp9.i
Method: \\cansvr11\dd\chem\GCS\a2hp9.i\100114-1.b\PEST9.m
Dilution Factor: 1

	Compound	RT	Area	Amount	Conc
1)	Tetrachloro-m-xylene	3.791	111179	0.001	0.010 ug/Kg
2)	Hexachlorobenzene	4.284	67093	0.000	0.099 ug/Kg
3)	Diallate	NOT DETECTED	Expected RT = 4.369		
4)	alpha-BHC	4.533	141424	0.001	0.251 ug/Kg
5)	gamma-BHC (Lindane)	4.955	10581	0.000	0.021 ug/Kg
6)	beta-BHC	5.067	15991	0.000	0.070 ug/Kg
7)	delta-BHC	5.309	68014	0.000	0.139 ug/Kg
9)	Tech Chlordane	5.521	11995	0.002	0.643 ug/Kg
8)	Heptachlor	NOT DETECTED	Expected RT = 5.651		
10)	Aldrin	6.176	511270	0.003	1.045 ug/Kg
11)	Isodrin	NOT DETECTED	Expected RT = 6.883		
12)	Heptachlor epoxide	NOT DETECTED	Expected RT = 7.623		
13)	gamma-Chlordane	NOT DETECTED	Expected RT = 7.925		
14)	alpha-Chlordane	8.250	88403	0.000	0.165 ug/Kg
15)	Endosulfan I	NOT DETECTED	Expected RT = 8.491		
16)	4,4'-DDE	NOT DETECTED	Expected RT = 8.564		
17)	Dieldrin	NOT DETECTED	Expected RT = 9.004		
18)	Endrin	NOT DETECTED	Expected RT = 9.429		
19)	Kepone	9.479	39380	0.098	32.827 ug/Kg
20)	4,4'-DDD	NOT DETECTED	Expected RT = 9.742		
21)	Chlorobenzilate	NOT DETECTED	Expected RT = 9.834		
22)	Endosulfan II	NOT DETECTED	Expected RT = 9.849		
24)	Toxaphene	NOT DETECTED	Expected RT = 9.971		
23)	4,4'-DDT	NOT DETECTED	Expected RT = 10.229		
25)	Endrin aldehyde	10.630	14883	0.000	0.047 ug/Kg
26)	Mirex	NOT DETECTED	Expected RT = 10.814		
27)	Methoxychlor	NOT DETECTED	Expected RT = 11.126		
28)	Endosulfan sulfate	11.275	42261	0.000	0.131 ug/Kg
29)	Endrin ketone	NOT DETECTED	Expected RT = 11.696		
30)	Decachlorobiphenyl	NOT DETECTED	Expected RT = 13.247		

TestAmerica North Canton

PESTICIDES 8081/608

Data file : \\cansvr11\dd\chem\GCS\a2hp9.i\100107-1.b\100107-1.b\007F0701.D
Lab Smp Id: AB 1 SOLID MDL
Inj Date : 07-JAN-2010 12:27
Operator : 093905 Inst ID: a2hp9.i
Smp Info : AB 1 SOLID MDL
Misc Info : SOLID AB MDL VERIFICATION tv = 3.33 ug/kg
Comment :
Method : \\cansvr11\dd\chem\GCS\a2hp9.i\100107-1.b\PEST9.m\PEST9r.m
Meth Date : 11-Jan-2010 06:43 vandorenc Quant Type: ESTD
Cal Date : 04-JAN-2010 16:56 Cal File: 013F0401.D
Als bottle: 7
Dil Factor: 1.00000
Integrator: Falcon Compound Sublist: 1-AB.sub
Target Version: 4.14 Sample Matrix: SOIL
Processing Host: CANPGCSV23

Concentration Formula: Amt * DF * Vt*Vi/Ws * CpndVariable

Name	Value	Description
DF	1.000	Dilution Factor
Vt	10000.000	Volume of final extract
Vi	1.000	volume injected
Ws	30.000	initial volume of sample
Cpnd Variable		Local Compound Variable

RT	EXP RT	DLT RT	RESPONSE	CONCENTRATIONS ON-COL (ng)	FINAL (ug/Kg)	TARGET RANGE	RATIO	
$ 1 Tetrachloro-m-xylene						CAS #: 877-09-8		
4.416	4.415	0.001	456178	0.00893	0.08933			
4 alpha-BHC						CAS #: 319-84-6		
5.357	5.357	0.000	522749	0.00864	2.880			(M)
5 gamma-BHC (Lindane)						CAS #: 58-89-9		
6.031	6.028	0.003	883052	0.00911	3.037			
6 beta-BHC						CAS #: 319-85-7		
6.241	6.239	0.002	459323	0.01069	3.564			
7 delta-BHC						CAS #: 319-86-8		
6.917	6.915	0.002	854721	0.00912	3.041			
8 Heptachlor						CAS #: 76-44-8		
7.034	7.031	0.003	1111979	0.01264	4.212			

```
   10 Aldrin                                      CAS #: 309-00-2
7.862    7.861    0.001          273687 0.00879    2.931
--------------------------------------------------------------------------------
```

RT	EXP RT	DLT RT	RESPONSE	CONCENTRATIONS ON-COL (ng)	CONCENTRATIONS FINAL (ug/Kg)	TARGET RANGE	RATIO
12 Heptachlor epoxide						CAS #: 1024-57-3	
9.194	9.193	0.001	858591	0.01076	3.586		
13 gamma-Chlordane						CAS #: 5103-74-2	
9.576	9.575	0.001	732828	0.00921	3.071		
14 alpha-Chlordane						CAS #: 5103-71-9	
9.859	9.858	0.001	713996	0.00932	3.106		
15 Endosulfan I						CAS #: 959-98-8	
9.925	9.924	0.001	671990	0.00942	3.139		
16 4,4'-DDE						CAS #: 72-55-9	
10.262	10.261	0.001	642002	0.00893	2.976		
17 Dieldrin						CAS #: 60-57-1	
10.422	10.420	0.002	303906	0.00907	3.022		
18 Endrin						CAS #: 72-20-8	
10.921	10.920	0.001	289303	0.00935	3.116		
21 4,4'-DDD						CAS #: 72-54-8	
11.229	11.228	0.001	483749	0.00994	3.313		
22 Endosulfan II						CAS #: 33213-65-9	
11.280	11.278	0.002	289326	0.00979	3.262		
24 4,4'-DDT						CAS #: 50-29-3	
11.709	11.708	0.001	422325	0.00927	3.089		
25 Endrin aldehyde						CAS #: 7421-93-4	
11.822	11.823	-0.001	244197	0.01001	3.338		
26 Endosulfan sulfate						CAS #: 1031-07-8	
12.243	12.242	0.001	270519	0.01047	3.491		
27 Methoxychlor						CAS #: 72-43-5	
12.754	12.753	0.001	278685	0.01279	4.263		
29 Endrin ketone						CAS #: 53494-70-5	
12.983	12.982	0.001	316028	0.00995	3.315		
$ 30 Decachlorobiphenyl						CAS #: 2051-24-3	
14.729	14.728	0.001	601764	0.01022	0.1022		

QC Flag Legend

M - Compound response manually integrated.

Data File: \\cansvr11\dd\chem\GCS\a2hp9.i\100107-1.b\100107-1.b\007F0701.D

Date : 07-JAN-2010 12:27

Client ID:

Instrument: a2hp9.i

Sample Info: AB 1 SOLID MDL

Volume Injected (uL): 1.0

Operator: 093905

Column phase: clp pesticides II

Column diameter: 0.53

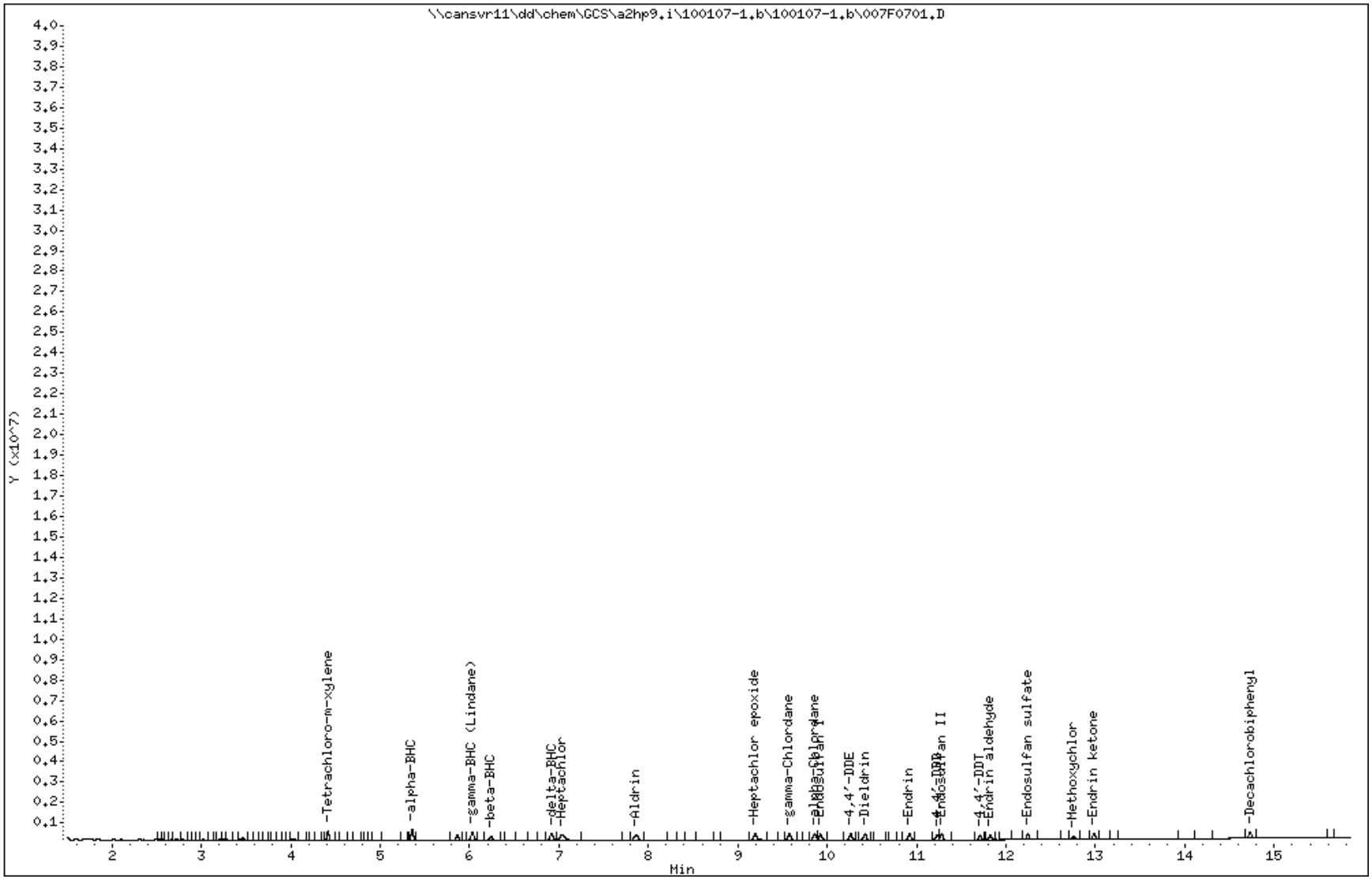

COMPOUNDS and EXP. RT REPORT

Operator: 093905 Date Acquired: 07-JAN-2010 12:27
Data File: //cansvr11/dd/chem/GCS/a2hp9.i/100107-1.b/100107-1.b/007F0701.D
Lab Sample ID: AB 1 SOLID MDL
Misc. Info: SOLID AB MDL VERIFICATION tv = 3.33 ug/kg
Instrument: a2hp9.i
Method: \\cansvr11\dd\chem\GCS\a2hp9.i\100107-1.b\PEST9.m\PEST9r.m
Dilution Factor: 1

Compound	RT	Area	Amount	Conc
1) Tetrachloro-m-xylene	4.416	658444	0.009	0.089 ug/Kg
4) alpha-BHC	5.358	912078	0.009	2.880 ug/Kg
5) gamma-BHC (Lindane)	6.031	883052	0.009	3.037 ug/Kg
6) beta-BHC	6.241	459323	0.011	3.564 ug/Kg
7) delta-BHC	6.918	854721	0.009	3.041 ug/Kg
8) Heptachlor	7.034	1111979	0.013	4.212 ug/Kg
10) Aldrin	7.863	818431	0.009	2.931 ug/Kg
12) Heptachlor epoxide	9.194	858591	0.011	3.586 ug/Kg
13) gamma-Chlordane	9.576	732828	0.009	3.071 ug/Kg
14) alpha-Chlordane	9.859	713996	0.009	3.106 ug/Kg
15) Endosulfan I	9.925	671990	0.009	3.139 ug/Kg
16) 4,4'-DDE	10.263	642002	0.009	2.976 ug/Kg
17) Dieldrin	10.423	678890	0.009	3.022 ug/Kg
18) Endrin	10.921	619403	0.009	3.116 ug/Kg
21) 4,4'-DDD	11.229	483749	0.010	3.313 ug/Kg
22) Endosulfan II	11.280	618396	0.010	3.262 ug/Kg
24) 4,4'-DDT	11.709	422325	0.009	3.089 ug/Kg
25) Endrin aldehyde	11.823	490522	0.010	3.338 ug/Kg
26) Endosulfan sulfate	12.244	552152	0.010	3.491 ug/Kg
27) Methoxychlor	12.754	278685	0.013	4.263 ug/Kg
29) Endrin ketone	12.984	608447	0.010	3.315 ug/Kg
30) Decachlorobiphenyl	14.729	601764	0.010	0.102 ug/Kg

Data File Name: 007F0701.D
Inj. Date and Time: 07-JAN-2010 12:27
Instrument ID: a2hp9.i
Client ID:
Compound Name: alpha-BHC
CAS #: 319-84-6
Report Date: 01/11/2010

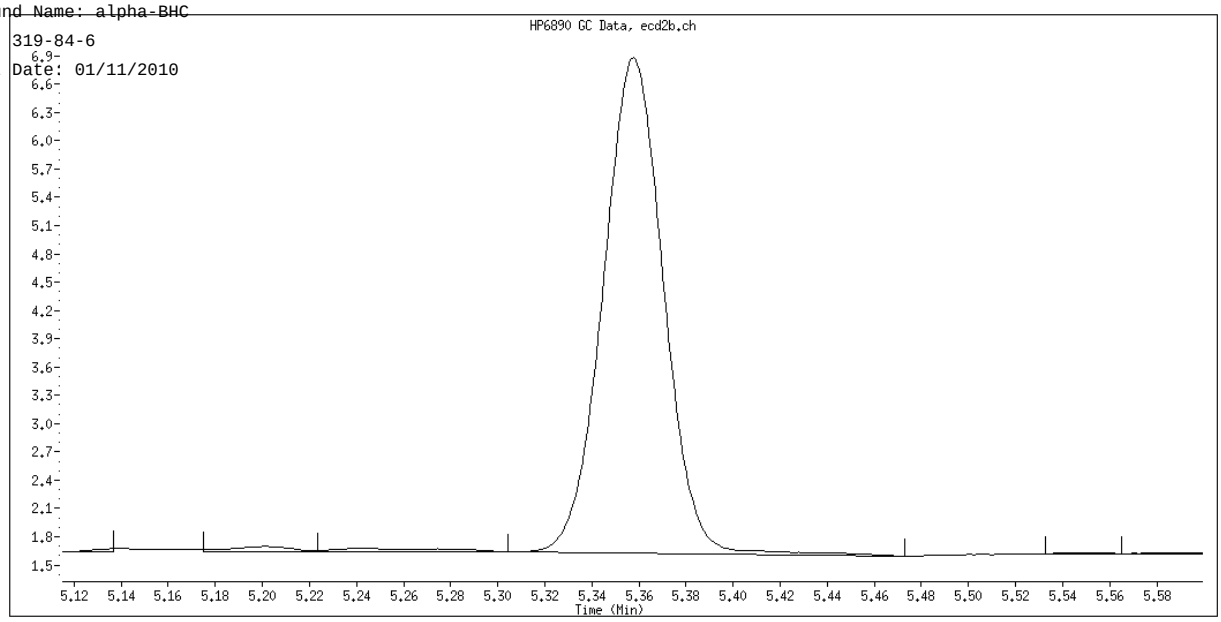

Original Integration

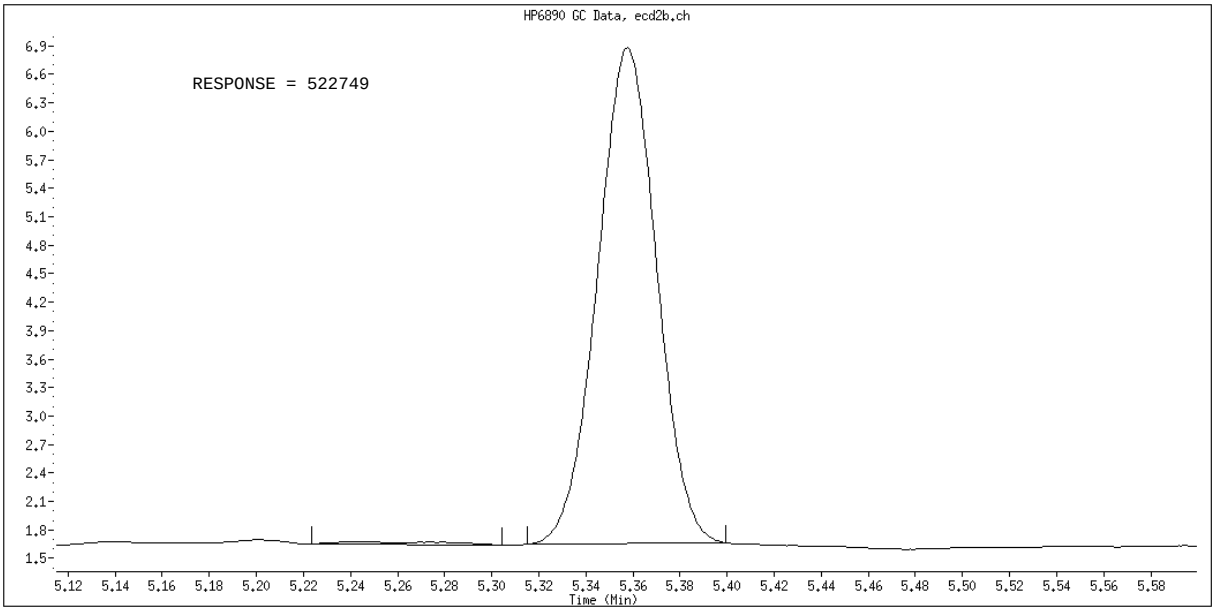

Manual Integration

Manually Integrated By: vandorenc
Manual Integration Reason: Baseline Event

TestAmerica North Canton

PESTICIDES 8081/608

Data file : \\cansvr11\dd\chem\GCS\a2hp9.i\100107-1.b\100107-1.b\008F0801.D
Lab Smp Id: AB 0.4 SOLID MDL
Inj Date : 07-JAN-2010 12:52
Operator : 093905 Inst ID: a2hp9.i
Smp Info : AB 0.4 SOLID MDL
Misc Info : SOLID AB MDL VERIFICATION tv = 1.33 ug/kg
Comment :
Method : \\cansvr11\dd\chem\GCS\a2hp9.i\100107-1.b\PEST9.m\PEST9r.m
Meth Date : 11-Jan-2010 06:43 vandorenc Quant Type: ESTD
Cal Date : 04-JAN-2010 16:56 Cal File: 013F0401.D
Als bottle: 8
Dil Factor: 1.00000
Integrator: Falcon Compound Sublist: 1-AB.sub
Target Version: 4.14 Sample Matrix: SOIL
Processing Host: CANPGCSV23

Concentration Formula: Amt * DF * Vt*Vi/Ws * CpndVariable

Name	Value	Description
DF	1.000	Dilution Factor
Vt	10000.000	Volume of final extract
Vi	1.000	volume injected
Ws	30.000	initial volume of sample
Cpnd Variable		Local Compound Variable

				CONCENTRATIONS ON-COL	FINAL		
RT	EXP RT	DLT RT	RESPONSE	(ng)	(ug/Kg)	TARGET RANGE	RATIO
$ 1 Tetrachloro-m-xylene						CAS #: 877-09-8	
4.412	4.415	-0.003	215321	0.00422	0.04217		
4 alpha-BHC						CAS #: 319-84-6	
5.357	5.357	0.000	181250	0.00300	0.9986		
5 gamma-BHC (Lindane)						CAS #: 58-89-9	
6.030	6.028	0.002	359272	0.00371	1.236		
6 beta-BHC						CAS #: 319-85-7	
6.241	6.239	0.002	240367	0.00560	1.865		
7 delta-BHC						CAS #: 319-86-8	
6.915	6.915	0.000	311830	0.00333	1.109		
8 Heptachlor						CAS #: 76-44-8	
7.042	7.031	0.011	641042	0.00728	2.428		

```
   10 Aldrin                                      CAS #: 309-00-2
7.861    7.861    0.000           98928 0.00318    1.060
--------------------------------------------------------------------------------
```

RT	EXP RT	DLT RT	RESPONSE	CONCENTRATIONS ON-COL (ng)	FINAL (ug/Kg)	TARGET RANGE	RATIO
12 Heptachlor epoxide					CAS #: 1024-57-3		
9.193	9.193	0.000	290920	0.00365	1.215		
13 gamma-Chlordane					CAS #: 5103-74-2		
9.574	9.575	-0.001	301090	0.00379	1.262		
14 alpha-Chlordane					CAS #: 5103-71-9		
9.859	9.858	0.001	279349	0.00365	1.215		
15 Endosulfan I					CAS #: 959-98-8		
9.924	9.924	0.000	263818	0.00370	1.232		
16 4,4'-DDE					CAS #: 72-55-9		
10.261	10.261	0.000	243923	0.00339	1.130		
17 Dieldrin					CAS #: 60-57-1		
10.420	10.420	0.000	112391	0.00335	1.118		
18 Endrin					CAS #: 72-20-8		
10.920	10.920	0.000	108594	0.00351	1.170		
21 4,4'-DDD					CAS #: 72-54-8		
11.228	11.228	0.000	184095	0.00378	1.261		
22 Endosulfan II					CAS #: 33213-65-9		
11.279	11.278	0.001	111094	0.00376	1.253		
24 4,4'-DDT					CAS #: 50-29-3		
11.709	11.708	0.001	143828	0.00316	1.052		
25 Endrin aldehyde					CAS #: 7421-93-4		
11.822	11.823	-0.001	95927	0.00393	1.311		
26 Endosulfan sulfate					CAS #: 1031-07-8		
12.242	12.242	0.000	105645	0.00409	1.363		
27 Methoxychlor					CAS #: 72-43-5		
12.754	12.753	0.001	136990	0.00629	2.096		
29 Endrin ketone					CAS #: 53494-70-5		
12.981	12.982	-0.001	127193	0.00400	1.334		
$ 30 Decachlorobiphenyl					CAS #: 2051-24-3		
14.728	14.728	0.000	231235	0.00393	0.03926		

Data File: \\cansvr11\dd\chem\GCS\a2hp9.i\100107-1.b\100107-1.b\008F0801.D

Date : 07-JAN-2010 12:52

Client ID:

Instrument: a2hp9.i

Sample Info: AB 0.4 SOLID MDL

Volume Injected (uL): 1.0

Operator: 093905

Column phase: clp pesticides II

Column diameter: 0.53

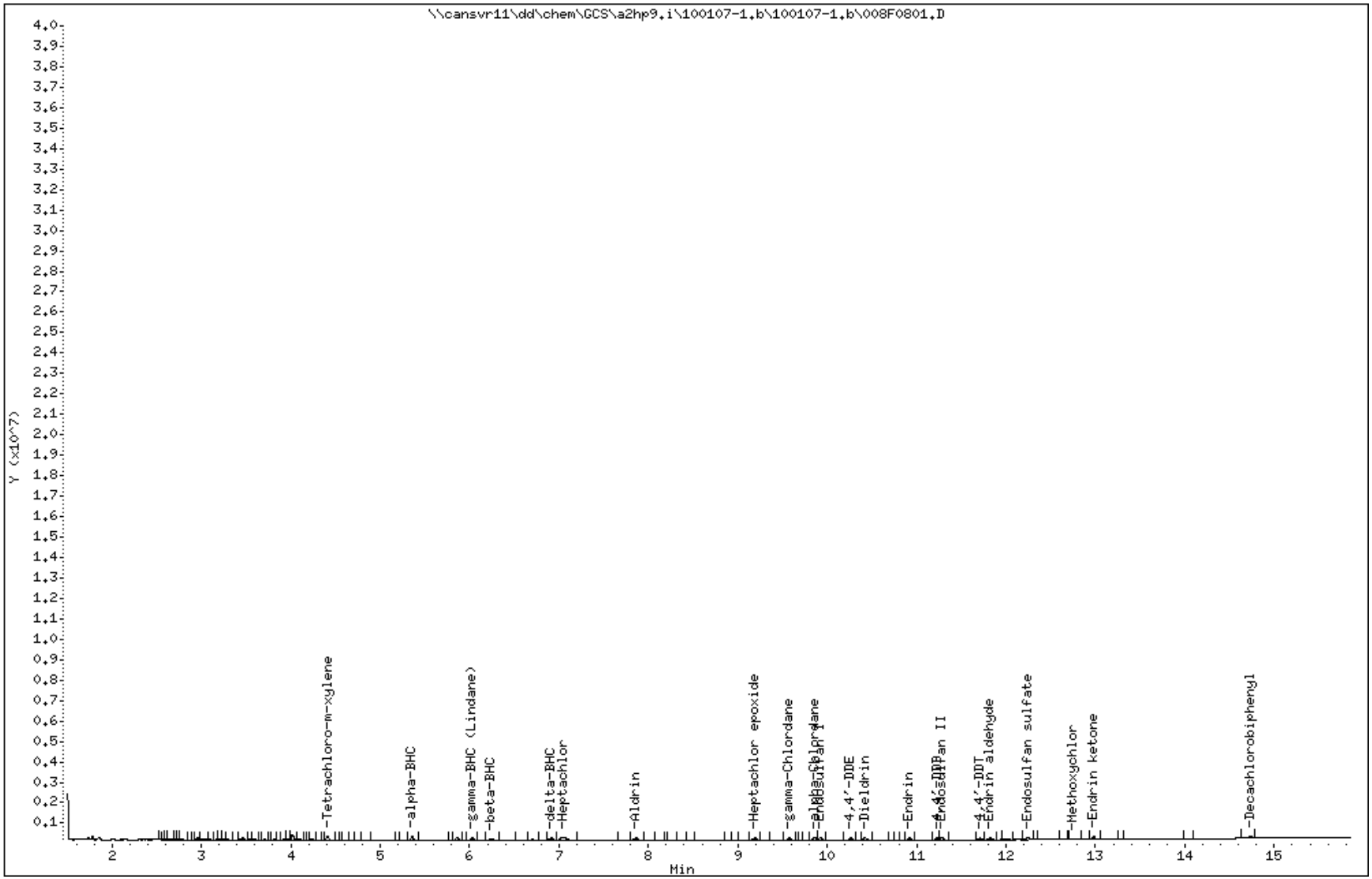

COMPOUNDS and EXP. RT REPORT

Operator: 093905 Date Acquired: 07-JAN-2010 12:52
Data File: //cansvr11/dd/chem/GCS/a2hp9.i/100107-1.b/100107-1.b/008F0801.D
Lab Sample ID: AB 0.4 SOLID MDL
Misc. Info: SOLID AB MDL VERIFICATION tv = 1.33 ug/kg
Instrument: a2hp9.i
Method: \\cansvr11\dd\chem\GCS\a2hp9.i\100107-1.b\PEST9.m\PEST9r.m
Dilution Factor: 1

	Compound	RT	Area	Amount	Conc
1)	Tetrachloro-m-xylene	4.412	396824	0.004	0.042 ug/Kg
4)	alpha-BHC	5.357	328144	0.003	0.999 ug/Kg
5)	gamma-BHC (Lindane)	6.031	359272	0.004	1.236 ug/Kg
6)	beta-BHC	6.242	240367	0.006	1.865 ug/Kg
7)	delta-BHC	6.916	311830	0.003	1.109 ug/Kg
8)	Heptachlor	7.042	641042	0.007	2.428 ug/Kg
10)	Aldrin	7.862	313184	0.003	1.060 ug/Kg
12)	Heptachlor epoxide	9.193	290920	0.004	1.215 ug/Kg
13)	gamma-Chlordane	9.575	301090	0.004	1.262 ug/Kg
14)	alpha-Chlordane	9.859	279349	0.004	1.215 ug/Kg
15)	Endosulfan I	9.925	263818	0.004	1.232 ug/Kg
16)	4,4'-DDE	10.262	243923	0.003	1.131 ug/Kg
17)	Dieldrin	10.421	256088	0.003	1.118 ug/Kg
18)	Endrin	10.921	236232	0.004	1.170 ug/Kg
21)	4,4'-DDD	11.228	184095	0.004	1.261 ug/Kg
22)	Endosulfan II	11.280	237756	0.004	1.253 ug/Kg
24)	4,4'-DDT	11.710	143828	0.003	1.052 ug/Kg
25)	Endrin aldehyde	11.822	201484	0.004	1.311 ug/Kg
26)	Endosulfan sulfate	12.242	217669	0.004	1.363 ug/Kg
27)	Methoxychlor	12.754	136990	0.006	2.096 ug/Kg
29)	Endrin ketone	12.982	252292	0.004	1.334 ug/Kg
30)	Decachlorobiphenyl	14.728	231235	0.004	0.039 ug/Kg

TestAmerica North Canton

PESTICIDES 8081/608

Data file : \\cansvr11\dd\chem\GCS\a2hp9.i\100107-1.b\100107-1.b\009F0901.D
Lab Smp Id: AB 0.2 SOLID MDL
Inj Date : 07-JAN-2010 13:17
Operator : 093905 Inst ID: a2hp9.i
Smp Info : AB 0.2 SOLID MDL
Misc Info : SOLID AB MDL VERIFICATION tv = 0.67 ug/kg
Comment :
Method : \\cansvr11\dd\chem\GCS\a2hp9.i\100107-1.b\PEST9.m\PEST9r.m
Meth Date : 11-Jan-2010 06:43 vandorenc Quant Type: ESTD
Cal Date : 04-JAN-2010 16:56 Cal File: 013F0401.D
Als bottle: 9
Dil Factor: 1.00000
Integrator: Falcon Compound Sublist: 1-AB.sub
Target Version: 4.14 Sample Matrix: SOIL
Processing Host: CANPGCSV23

Concentration Formula: Amt * DF * Vt*Vi/Ws * CpndVariable

Name	Value	Description
DF	1.000	Dilution Factor
Vt	10000.000	Volume of final extract
Vi	1.000	volume injected
Ws	30.000	initial volume of sample
Cpnd Variable		Local Compound Variable

				CONCENTRATIONS ON-COL	FINAL		
RT	EXP RT	DLT RT	RESPONSE	(ng)	(ug/Kg)	TARGET RANGE	RATIO
$ 1 Tetrachloro-m-xylene						CAS #: 877-09-8	
4.413	4.415	-0.002	107249	0.00210	0.02100		
4 alpha-BHC						CAS #: 319-84-6	
5.357	5.357	0.000	95605	0.00158	0.5267		
5 gamma-BHC (Lindane)						CAS #: 58-89-9	
6.029	6.028	0.001	198574	0.00205	0.6829		
6 beta-BHC						CAS #: 319-85-7	
6.240	6.239	0.001	170577	0.00397	1.324		
7 delta-BHC						CAS #: 319-86-8	
6.915	6.915	0.000	173603	0.00185	0.6177		

				CONCENTRATIONS ON-COL (ng)	FINAL (ug/Kg)	TARGET RANGE	RATIO	
RT	EXP RT	DLT RT	RESPONSE					
8 Heptachlor					CAS #: 76-44-8			

Peaks not detected for Quant. or Qual. signal(s).

---

10 Aldrin					CAS #: 309-00-2			
7.862	7.861	0.001	55184	0.00177	0.5911			

---

12 Heptachlor epoxide					CAS #: 1024-57-3			
9.193	9.193	0.000	172218	0.00216	0.7193			

---

13 gamma-Chlordane					CAS #: 5103-74-2			
9.574	9.575	-0.001	167907	0.00211	0.7037			

---

14 alpha-Chlordane					CAS #: 5103-71-9			
9.858	9.858	0.000	157026	0.00205	0.6832			

---

15 Endosulfan I					CAS #: 959-98-8			
9.924	9.924	0.000	154816	0.00217	0.7231			

---

16 4,4'-DDE					CAS #: 72-55-9			
10.261	10.261	0.000	146965	0.00204	0.6812			

---

17 Dieldrin					CAS #: 60-57-1			
10.421	10.420	0.001	64392	0.00192	0.6403			

---

18 Endrin					CAS #: 72-20-8			
10.919	10.920	-0.001	63556	0.00205	0.6846			

---

21 4,4'-DDD					CAS #: 72-54-8			
11.227	11.228	-0.001	96620	0.00199	0.6618			

---

22 Endosulfan II					CAS #: 33213-65-9			
11.278	11.278	0.000	59781	0.00202	0.6741			

---

24 4,4'-DDT					CAS #: 50-29-3			
11.709	11.708	0.001	87177	0.00191	0.6377			

---

25 Endrin aldehyde					CAS #: 7421-93-4			
11.822	11.823	-0.001	54847	0.00225	0.7497			

---

26 Endosulfan sulfate					CAS #: 1031-07-8			
12.243	12.242	0.001	58401	0.00226	0.7536			

---

27 Methoxychlor					CAS #: 72-43-5			
12.753	12.753	0.000	55800	0.00256	0.8536			(M)

---

29 Endrin ketone					CAS #: 53494-70-5			
12.979	12.982	-0.003	73049	0.00230	0.7663			

$ 30 Decachlorobiphenyl					CAS #: 2051-24-3			

```
14.726  14.728   -0.002          130077 0.00221  0.02208
--------------------------------------------------------------------------------
```

QC Flag Legend

M - Compound response manually integrated.

Data File: \\cansvr11\dd\chem\GCS\a2hp9.i\100107-1.b\100107-1.b\009F0901.D

Date : 07-JAN-2010 13:17

Client ID:

Instrument: a2hp9.i

Sample Info: AB 0.2 SOLID MDL

Volume Injected (uL): 1.0

Operator: 093905

Column phase: clp pesticides II

Column diameter: 0.53

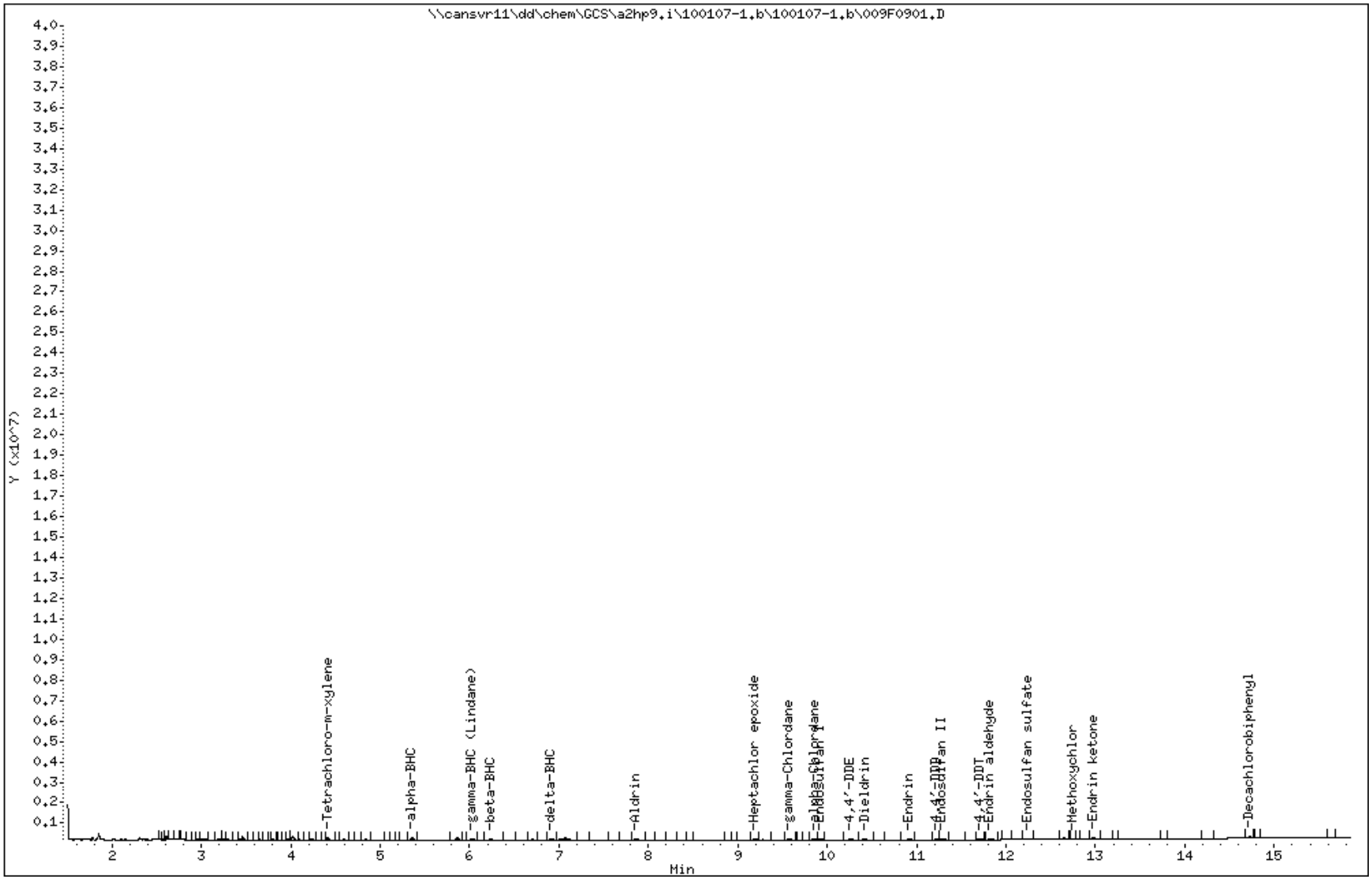

COMPOUNDS and EXP. RT REPORT

Operator: 093905 Date Acquired: 07-JAN-2010 13:17
Data File: //cansvr11/dd/chem/GCS/a2hp9.i/100107-1.b/100107-1.b/009F0901.D
Lab Sample ID: AB 0.2 SOLID MDL
Misc. Info: SOLID AB MDL VERIFICATION tv = 0.67 ug/kg
Instrument: a2hp9.i
Method: \\cansvr11\dd\chem\GCS\a2hp9.i\100107-1.b\PEST9.m\PEST9r.m
Dilution Factor: 1

Compound	RT	Area	Amount	Conc
1) Tetrachloro-m-xylene	4.413	202210	0.002	0.021 ug/Kg
4) alpha-BHC	5.357	186032	0.002	0.527 ug/Kg
5) gamma-BHC (Lindane)	6.030	198574	0.002	0.683 ug/Kg
6) beta-BHC	6.241	170577	0.004	1.324 ug/Kg
7) delta-BHC	6.916	173603	0.002	0.618 ug/Kg
8) Heptachlor	NOT DETECTED Expected RT = 7.031			
10) Aldrin	7.862	171429	0.002	0.591 ug/Kg
12) Heptachlor epoxide	9.193	172218	0.002	0.719 ug/Kg
13) gamma-Chlordane	9.575	167907	0.002	0.704 ug/Kg
14) alpha-Chlordane	9.858	157026	0.002	0.683 ug/Kg
15) Endosulfan I	9.924	154816	0.002	0.723 ug/Kg
16) 4,4'-DDE	10.262	146965	0.002	0.681 ug/Kg
17) Dieldrin	10.422	157390	0.002	0.640 ug/Kg
18) Endrin	10.920	140373	0.002	0.685 ug/Kg
21) 4,4'-DDD	11.227	96620	0.002	0.662 ug/Kg
22) Endosulfan II	11.278	127651	0.002	0.674 ug/Kg
24) 4,4'-DDT	11.710	87177	0.002	0.638 ug/Kg
25) Endrin aldehyde	11.822	113544	0.002	0.750 ug/Kg
26) Endosulfan sulfate	12.243	125096	0.002	0.754 ug/Kg
27) Methoxychlor	12.753	55800	0.003	0.854 ug/Kg
29) Endrin ketone	12.980	154864	0.002	0.766 ug/Kg
30) Decachlorobiphenyl	14.727	130077	0.002	0.022 ug/Kg

Data File Name: 009F0901.D
Inj. Date and Time: 07-JAN-2010 13:17
Instrument ID: a2hp9.i
Client ID:
Compound Name: Methoxychlor
CAS #: 72-43-5
Report Date: 01/11/2010

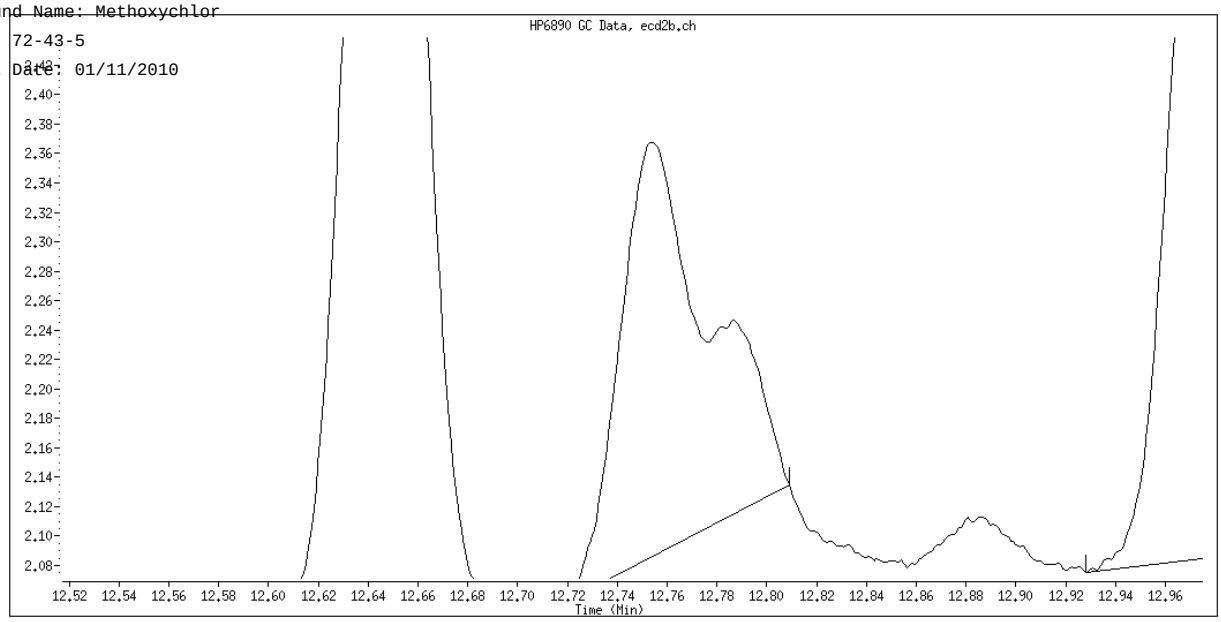

Original Integration

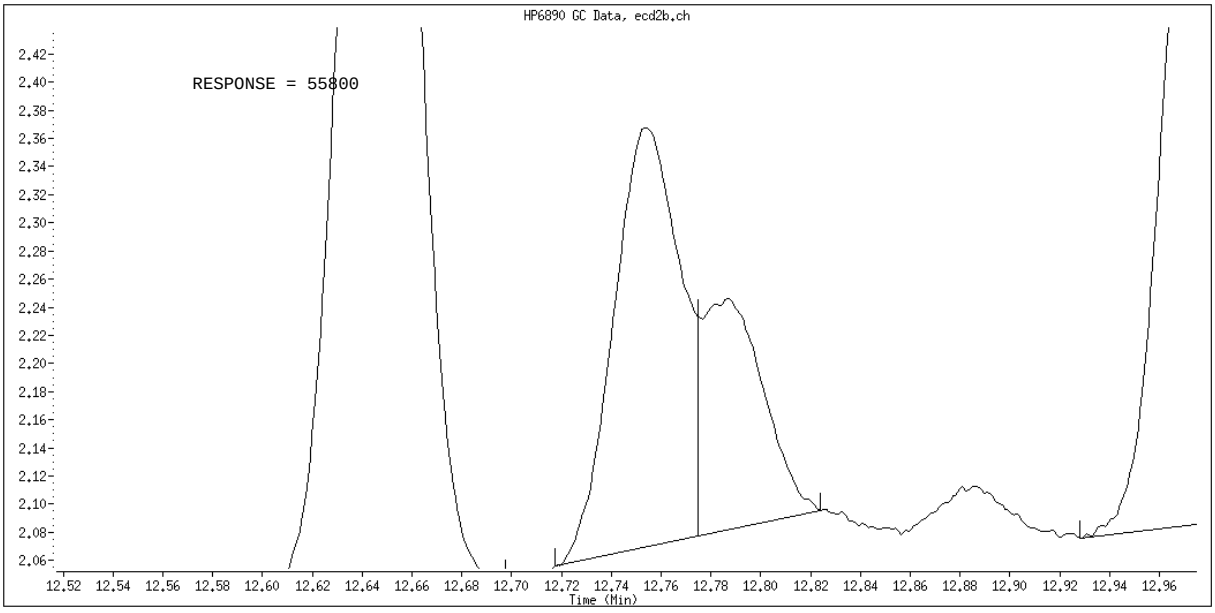

Manual Integration

Manually Integrated By: vandorenc
Manual Integration Reason: Poor Chromatography

TestAmerica North Canton

PESTICIDES 8081/608

Data file : \\cansvr11\dd\chem\GCS\a2hp9.i\100107-1.b\100107-1.b\010F1001.D
Lab Smp Id: TC SOLID MDL
Inj Date : 07-JAN-2010 13:42
Operator : 093905 Inst ID: a2hp9.i
Smp Info : TC SOLID MDL
Misc Info : SOLID TE-CHLOR MDL VERIFICATION tv = 5 ug/kg
Comment :
Method : \\cansvr11\dd\chem\GCS\a2hp9.i\100107-1.b\PEST9.m\PEST9r.m
Meth Date : 11-Jan-2010 06:43 vandorenc Quant Type: ESTD
Cal Date : 04-JAN-2010 16:56 Cal File: 013F0401.D
Als bottle: 10
Dil Factor: 1.00000
Integrator: Falcon Compound Sublist: 15-TECHLOR.sub
Target Version: 4.14 Sample Matrix: SOIL
Processing Host: CANPGCSV23

Concentration Formula: Amt * DF * Vt*Vi/Ws * CpndVariable

Name	Value	Description
DF	1.000	Dilution Factor
Vt	10000.000	Volume of final extract
Vi	1.000	volume injected
Ws	30.000	initial volume of sample
Cpnd Variable		Local Compound Variable

RT	EXP RT	DLT RT	RESPONSE	CONCENTRATIONS ON-COL (ng)	CONCENTRATIONS FINAL (ug/Kg)	TARGET RANGE	RATIO
9 Tech Chlordane					CAS #: 57-74-9		
6.704	6.671	0.033	34043	0.02786	9.288	0.00- 20.00	100.00(M)
8.305	8.305	0.000	0	0.0000	0.0000	0.00- 20.00	0.00
9.571	9.573	-0.002	54042	0.01389	4.631	0.00- 20.00	158.75
9.856	9.858	-0.002	40686	0.01245	4.149	0.00- 20.00	119.51
Average of Peak Concentrations =					6.023		

QC Flag Legend

M - Compound response manually integrated.

Data File: \\cansvr11\dd\chem\GCS\a2hp9.i\100107-1.b\100107-1.b\010F1001.D Page 1

Date : 07-JAN-2010 13:42

Client ID:

Instrument: a2hp9.i

Sample Info: TC SOLID MDL

Volume Injected (uL): 1.0

Operator: 093905

Column phase: clp pesticides II

Column diameter: 0.53

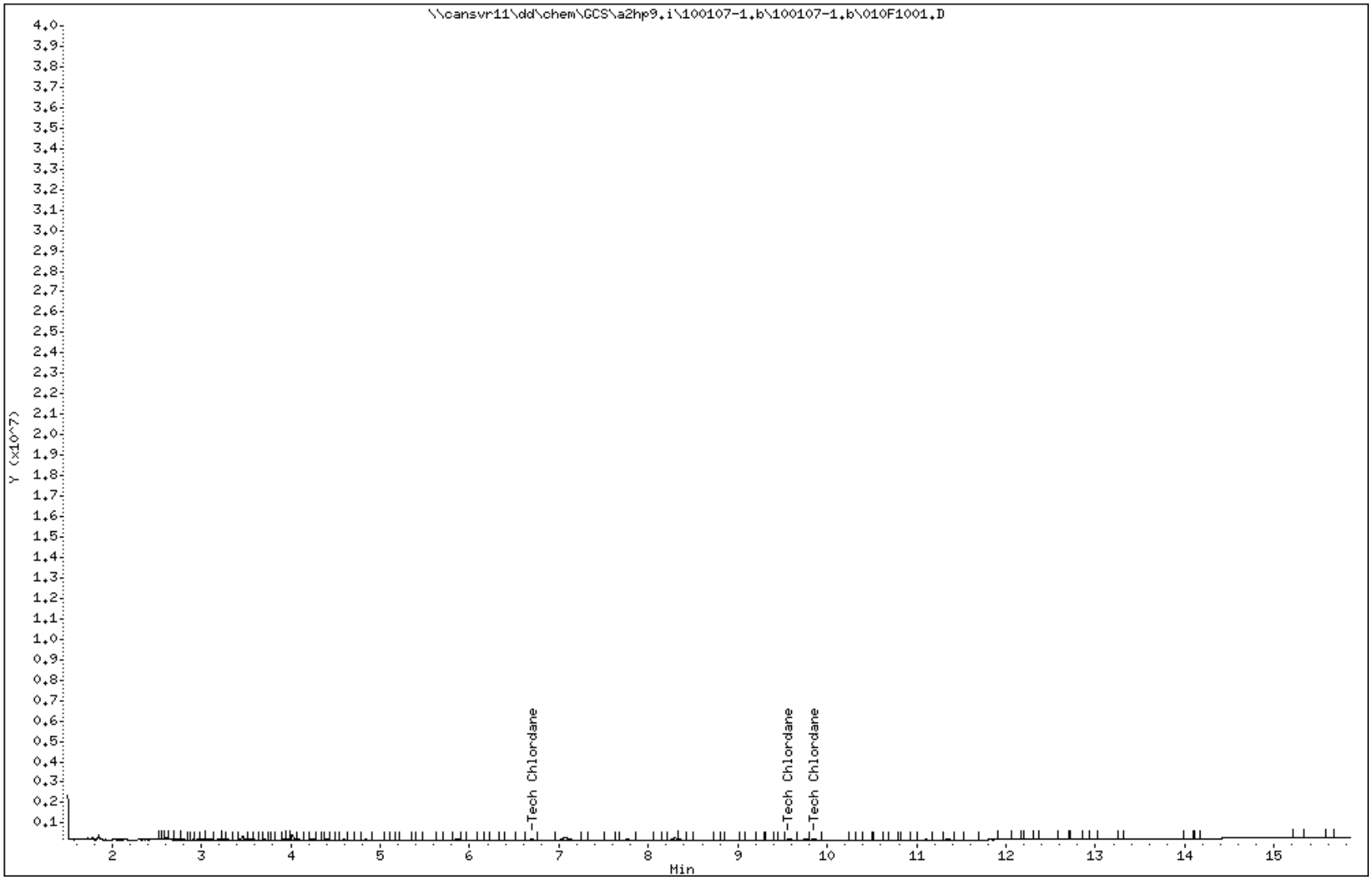

COMPOUNDS and EXP. RT REPORT

Operator: 093905 Date Acquired: 07-JAN-2010 13:42
Data File: //cansvr11/dd/chem/GCS/a2hp9.i/100107-1.b/100107-1.b/010F1001.D
Lab Sample ID: TC SOLID MDL
Misc. Info: SOLID TE-CHLOR MDL VERIFICATION tv = 5 ug/kg
Instrument: a2hp9.i
Method: \\cansvr11\dd\chem\GCS\a2hp9.i\100107-1.b\PEST9.m\PEST9r.m
Dilution Factor: 1

Compound	RT	Area	Amount	Conc
9) Tech Chlordane	6.704	143380	0.028	9.288 ug/Kg

Data File Name: 010F1001.D
Inj. Date and Time: 07-JAN-2010 13:42
Instrument ID: a2hp9.i
Client ID:
Compound Name: Tech Chlordane
CAS #: 57-74-9
Report Date: 01/11/2010

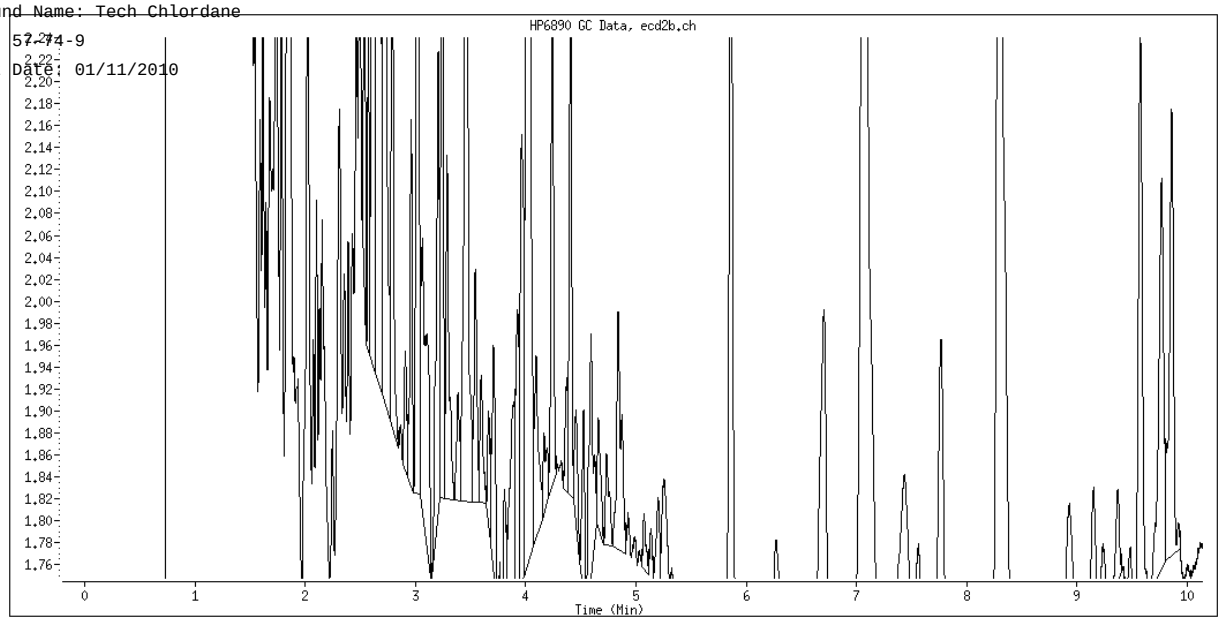

Original Integration

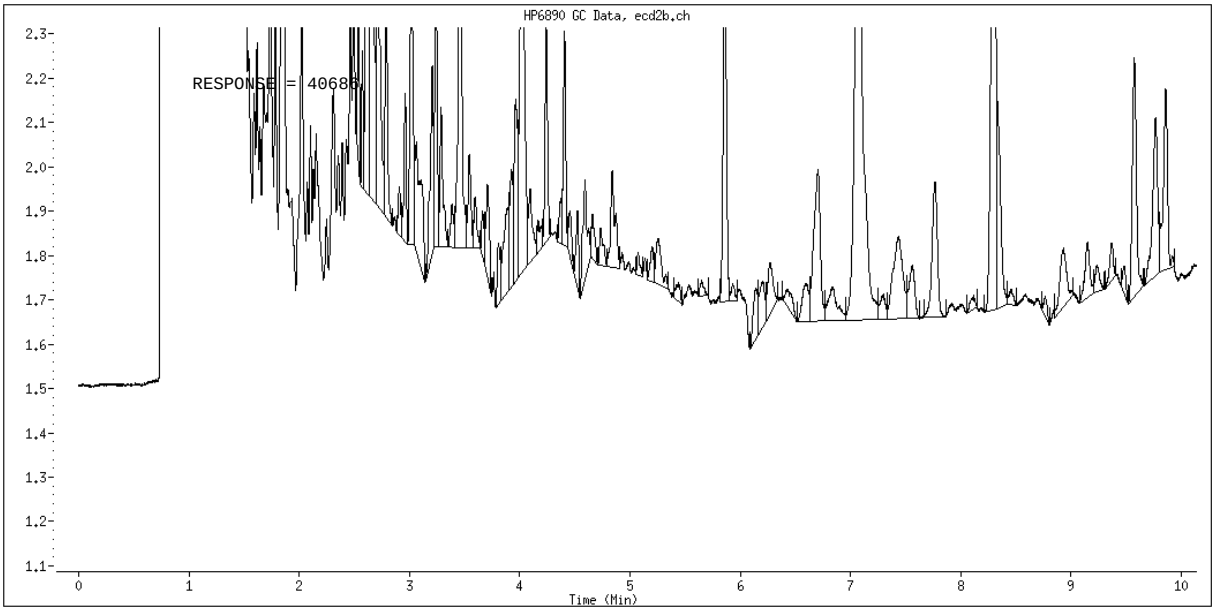

Manual Integration

Manually Integrated By: vandorenc
Manual Integration Reason: Poor Chromatography

TestAmerica North Canton

PESTICIDES 8081/608

Data file : \\cansvr11\dd\chem\GCS\a2hp9.i\100107-1.b\100107-1.b\012F1201.D
Lab Smp Id: MDL SOLID BLK
Inj Date : 07-JAN-2010 14:32
Operator : 093905 Inst ID: a2hp9.i
Smp Info : MDL SOLID BLK
Misc Info : SOLID MDL BLANK
Comment :
Method : \\cansvr11\dd\chem\GCS\a2hp9.i\100107-1.b\PEST9.m\PEST9r.m
Meth Date : 11-Jan-2010 06:43 vandorenc Quant Type: ESTD
Cal Date : 04-JAN-2010 16:56 Cal File: 013F0401.D
Als bottle: 12
Dil Factor: 1.00000
Integrator: Falcon Compound Sublist: 19-pestap9.sub
Target Version: 4.14 Sample Matrix: SOIL
Processing Host: CANPGCSV23

Concentration Formula: Amt * DF * Vt*Vi/Ws * CpndVariable

Name	Value	Description
DF	1.000	Dilution Factor
Vt	10000.000	Volume of final extract
Vi	1.000	volume injected
Ws	30.000	initial volume of sample
Cpnd Variable		Local Compound Variable

				CONCENTRATIONS ON-COL	FINAL		
RT	EXP RT	DLT RT	RESPONSE	(ng)	(ug/Kg)	TARGET RANGE	RATIO
$ 1 Tetrachloro-m-xylene						CAS #: 877-09-8	
4.404	4.415	-0.011	28970	6e-004	0.005673		
2 Diallate						CAS #: 2303-16-4	

Peaks not detected for Quant. or Qual. signal(s).

3 Hexachlorobenzene						CAS #: 118-74-1	

Peaks not detected for Quant. or Qual. signal(s).

4 alpha-BHC						CAS #: 319-84-6	

Peaks not detected for Quant. or Qual. signal(s).

RT	EXP RT	DLT RT	RESPONSE	CONCENTRATIONS ON-COL (ng)	CONCENTRATIONS FINAL (ug/Kg)	TARGET RANGE	RATIO

5 gamma-BHC (Lindane) CAS #: 58-89-9

Peaks not detected for Quant. or Qual. signal(s).

---

6 beta-BHC CAS #: 319-85-7

Peaks not detected for Quant. or Qual. signal(s).

---

9 Tech Chlordane CAS #: 57-74-9

Peaks not detected for Quant. or Qual. signal(s).

---

7 delta-BHC CAS #: 319-86-8

Peaks not detected for Quant. or Qual. signal(s).

---

8 Heptachlor CAS #: 76-44-8

Peaks not detected for Quant. or Qual. signal(s).

---

10 Aldrin CAS #: 309-00-2

Peaks not detected for Quant. or Qual. signal(s).

---

11 Isodrin CAS #: 465-73-6

Peaks not detected for Quant. or Qual. signal(s).

---

12 Heptachlor epoxide CAS #: 1024-57-3

Peaks not detected for Quant. or Qual. signal(s).

---

13 gamma-Chlordane CAS #: 5103-74-2

Peaks not detected for Quant. or Qual. signal(s).

---

14 alpha-Chlordane CAS #: 5103-71-9

Peaks not detected for Quant. or Qual. signal(s).

---

15 Endosulfan I CAS #: 959-98-8

9.909 9.924 -0.015 10413 1e-004 0.04864

---

16 4,4'-DDE CAS #: 72-55-9

Peaks not detected for Quant. or Qual. signal(s).

RT	EXP RT	DLT RT	RESPONSE	CONCENTRATIONS ON-COL (ng)	CONCENTRATIONS FINAL (ug/Kg)	TARGET RANGE	RATIO

17 Dieldrin CAS #: 60-57-1

Peaks not detected for Quant. or Qual. signal(s).

---

19 Chlorobenzilate CAS #: 510-15-6

Peaks not detected for Quant. or Qual. signal(s).

---

20 Kepone CAS #: 143-50-0

Peaks not detected for Quant. or Qual. signal(s).

---

18 Endrin CAS #: 72-20-8

Peaks not detected for Quant. or Qual. signal(s).

---

21 4,4'-DDD CAS #: 72-54-8

Peaks not detected for Quant. or Qual. signal(s).

---

22 Endosulfan II CAS #: 33213-65-9

Peaks not detected for Quant. or Qual. signal(s).

---

23 Toxaphene CAS #: 8001-35-2

Peaks not detected for Quant. or Qual. signal(s).

---

24 4,4'-DDT CAS #: 50-29-3

Peaks not detected for Quant. or Qual. signal(s).

---

25 Endrin aldehyde CAS #: 7421-93-4

Peaks not detected for Quant. or Qual. signal(s).

---

26 Endosulfan sulfate CAS #: 1031-07-8

Peaks not detected for Quant. or Qual. signal(s).

---

28 Mirex CAS #: 2385-85-5

Peaks not detected for Quant. or Qual. signal(s).

---

27 Methoxychlor CAS #: 72-43-5

Peaks not detected for Quant. or Qual. signal(s).

---

29 Endrin ketone CAS #: 53494-70-5

12.967	12.982	-0.015	6706	2e-004	0.07035

RT	EXP RT	DLT RT	RESPONSE	CONCENTRATIONS ON-COL (ng)	FINAL (ug/Kg)	TARGET RANGE	RATIO

$ 30 Decachlorobiphenyl CAS #: 2051-24-3

Peaks not detected for Quant. or Qual. signal(s).

Data File: \\cansvr11\dd\chem\GCS\a2hp9.i\100107-1.b\100107-1.b\012F1201.D

Date : 07-JAN-2010 14:32

Client ID:

Instrument: a2hp9.i

Sample Info: MDL SOLID BLK

Volume Injected (uL): 1.0

Operator: 093905

Column phase: clp pesticides II

Column diameter: 0.53

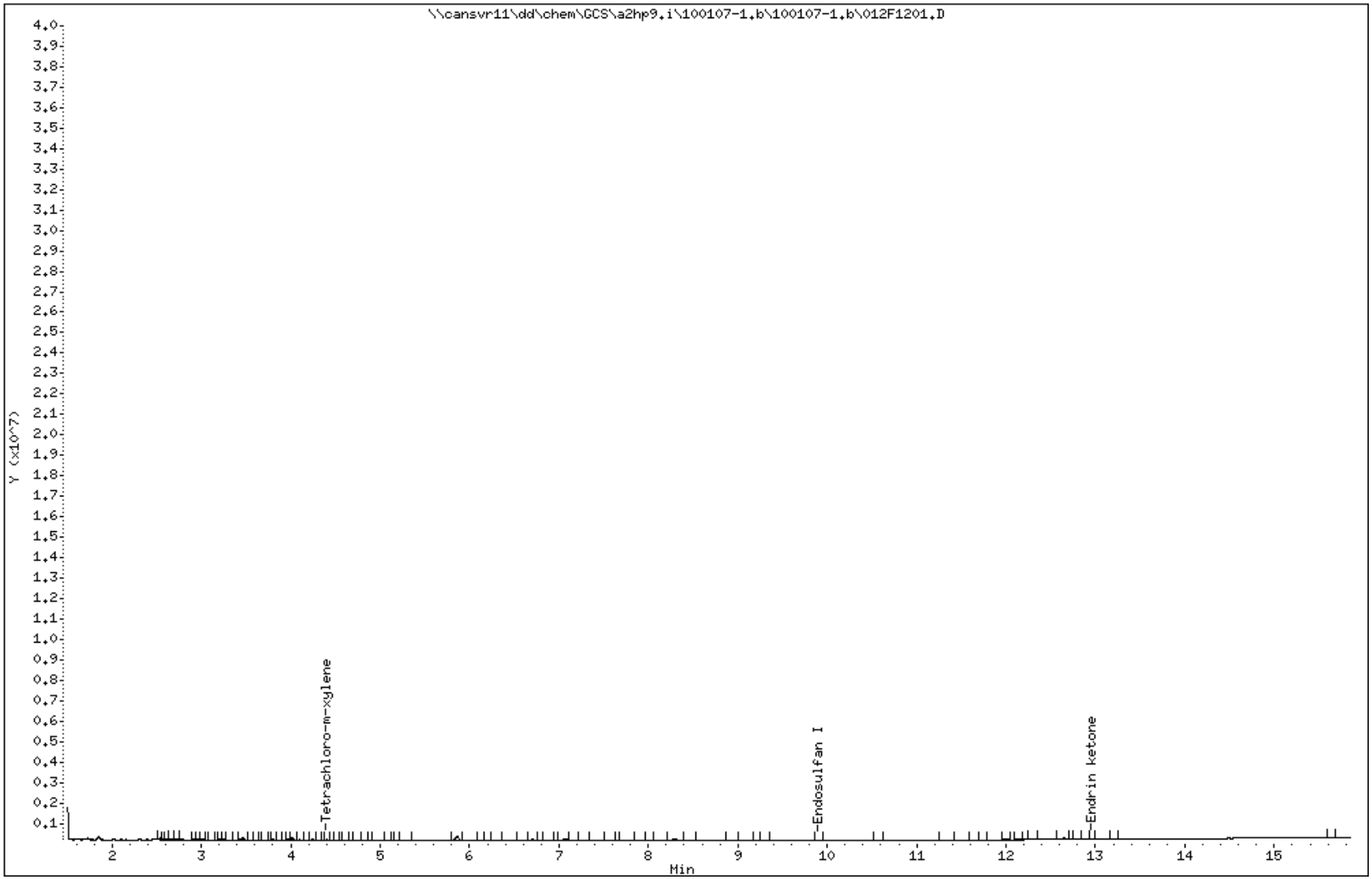

COMPOUNDS and EXP. RT REPORT

Operator: 093905 Date Acquired: 07-JAN-2010 14:32
Data File: //cansvr11/dd/chem/GCS/a2hp9.i/100107-1.b/100107-1.b/012F1201.D
Lab Sample ID: MDL SOLID BLK
Misc. Info: SOLID MDL BLANK
Instrument: a2hp9.i
Method: \\cansvr11\dd\chem\GCS\a2hp9.i\100107-1.b\PEST9.m\PEST9r.m
Dilution Factor: 1

	Compound	RT	Area	Amount	Conc
1)	Tetrachloro-m-xylene	4.405	57103	0.001	0.006 ug/Kg
2)	Diallate	NOT DETECTED	Expected RT =	5.042	
3)	Hexachlorobenzene	NOT DETECTED	Expected RT =	5.105	
4)	alpha-BHC	NOT DETECTED	Expected RT =	5.357	
5)	gamma-BHC (Lindane)	NOT DETECTED	Expected RT =	6.029	
6)	beta-BHC	NOT DETECTED	Expected RT =	6.240	
9)	Tech Chlordane	NOT DETECTED	Expected RT =	6.672	
7)	delta-BHC	NOT DETECTED	Expected RT =	6.916	
8)	Heptachlor	NOT DETECTED	Expected RT =	7.031	
10)	Aldrin	NOT DETECTED	Expected RT =	7.861	
11)	Isodrin	NOT DETECTED	Expected RT =	8.772	
12)	Heptachlor epoxide	NOT DETECTED	Expected RT =	9.193	
13)	gamma-Chlordane	NOT DETECTED	Expected RT =	9.575	
14)	alpha-Chlordane	NOT DETECTED	Expected RT =	9.859	
15)	Endosulfan I	9.909	10413	0.000	0.049 ug/Kg
16)	4,4'-DDE	NOT DETECTED	Expected RT =	10.261	
17)	Dieldrin	NOT DETECTED	Expected RT =	10.421	
18)	Endrin	NOT DETECTED	Expected RT =	10.921	
19)	Chlorobenzilate	NOT DETECTED	Expected RT =	11.058	
20)	Kepone	NOT DETECTED	Expected RT =	11.092	
21)	4,4'-DDD	NOT DETECTED	Expected RT =	11.228	
22)	Endosulfan II	NOT DETECTED	Expected RT =	11.279	
23)	Toxaphene	NOT DETECTED	Expected RT =	11.424	
24)	4,4'-DDT	NOT DETECTED	Expected RT =	11.709	
25)	Endrin aldehyde	NOT DETECTED	Expected RT =	11.823	
26)	Endosulfan sulfate	NOT DETECTED	Expected RT =	12.242	
27)	Methoxychlor	NOT DETECTED	Expected RT =	12.754	
28)	Mirex	NOT DETECTED	Expected RT =	12.864	
29)	Endrin ketone	12.967	10973	0.000	0.070 ug/Kg
30)	Decachlorobiphenyl	NOT DETECTED	Expected RT =	14.728	

TestAmerica North Canton

PESTICIDES 8081/608

Data file : \\cansvr11\dd\chem\GCS\a2hp9.i\100114-1.b\100114-1.b\009F0901.D
Lab Smp Id: TOX SOLID MDL
Inj Date : 14-JAN-2010 12:22
Operator : 093905 Inst ID: a2hp9.i
Smp Info : TOX SOLID MDL
Misc Info : TOX SOLID MDL VERIFICATION fv = 20 ug/kg
Comment :
Method : \\cansvr11\dd\chem\GCS\a2hp9.i\100114-1.b\PEST9.m\PEST9r.m
Meth Date : 15-Jan-2010 12:44 vandorenc Quant Type: ESTD
Cal Date : 04-JAN-2010 16:56 Cal File: 013F0401.D
Als bottle: 9
Dil Factor: 1.00000
Integrator: Falcon Compound Sublist: 16-TOXAPH.sub
Target Version: 4.14 Sample Matrix: SOIL
Processing Host: CANPGCSV23

Concentration Formula: Amt * DF * Vt*Vi/Ws * CpndVariable

Name	Value	Description
DF	1.000	Dilution Factor
Vt	10000.000	Volume of final extract
Vi	1.000	volume injected
Ws	30.000	initial volume of sample
Cpnd Variable		Local Compound Variable

RT	EXP RT	DLT RT	RESPONSE	CONCENTRATIONS ON-COL (ng)	CONCENTRATIONS FINAL (ug/Kg)	TARGET RANGE	RATIO
23 Toxaphene					CAS #: 8001-35-2		
11.417	11.418	-0.001	41415	0.03794	12.65	80.00- 120.00	100.00
11.830	11.829	0.001	38821	0.03749	12.50	114.04- 154.04	93.74
11.948	11.948	0.000	22802	0.03585	11.95	115.64- 155.64	55.06
12.340	12.345	-0.005	17967	0.03422	11.40	52.78- 92.78	43.38
12.572	12.571	0.001	34059	0.03804	12.68	69.36- 109.36	82.24
		Average of Peak Concentrations =			12.24		

Data File: \\cansvr11\dd\chem\GCS\a2hp9.i\100114-1.b\100114-1.b\009F0901.D

Date : 14-JAN-2010 12:22

Client ID:

Instrument: a2hp9.i

Sample Info: TOX SOLID MDL

Volume Injected (uL): 1.0

Operator: 093905

Column phase: clp pesticides II

Column diameter: 0.53

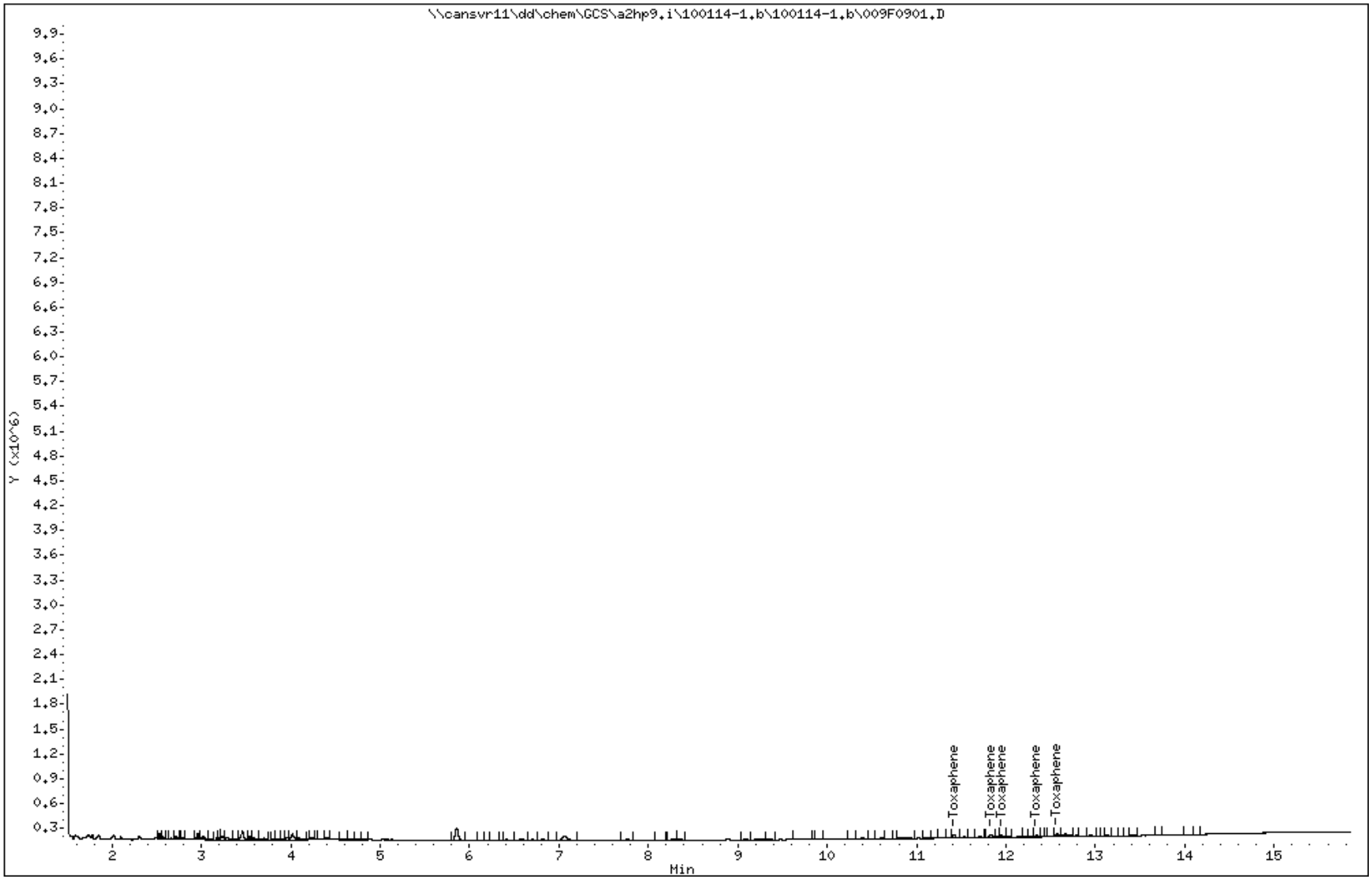

COMPOUNDS and EXP. RT REPORT

Operator: 093905 Date Acquired: 14-JAN-2010 12:22
Data File: //cansvr11/dd/chem/GCS/a2hp9.i/100114-1.b/100114-1.b/009F0901.D
Lab Sample ID: TOX SOLID MDL
Misc. Info: TOX SOLID MDL VERIFICATION fv = 20 ug/kg
Instrument: a2hp9.i
Method: \\cansvr11\dd\chem\GCS\a2hp9.i\100114-1.b\PEST9.m\PEST9r.m
Dilution Factor: 1

Compound	RT	Area	Amount	Conc
23) Toxaphene	11.418	91360	0.038	12.647 ug/Kg

TestAmerica North Canton

PESTICIDES 8081/608

Data file : \\cansvr11\dd\chem\GCS\a2hp9.i\100114-1.b\100114-1.b\010F1001.D
Lab Smp Id: TOX SOLID MDL BL
Inj Date : 14-JAN-2010 12:46
Operator : 093905 Inst ID: a2hp9.i
Smp Info : TOX SOLID MDL BL
Misc Info : TOX SOLID MDL VERIFICATION BLANK
Comment :
Method : \\cansvr11\dd\chem\GCS\a2hp9.i\100114-1.b\PEST9.m\PEST9r.m
Meth Date : 15-Jan-2010 12:44 vandorenc Quant Type: ESTD
Cal Date : 04-JAN-2010 16:56 Cal File: 013F0401.D
Als bottle: 10
Dil Factor: 1.00000
Integrator: Falcon Compound Sublist: 19-pestap9.sub
Target Version: 4.14 Sample Matrix: SOIL
Processing Host: CANPGCSV23

Concentration Formula: Amt * DF * Vt*Vi/Ws * CpndVariable

Name	Value	Description
DF	1.000	Dilution Factor
Vt	10000.000	Volume of final extract
Vi	1.000	volume injected
Ws	30.000	initial volume of sample
Cpnd Variable		Local Compound Variable

				CONCENTRATIONS ON-COL	FINAL		
RT	EXP RT	DLT RT	RESPONSE	(ng)	(ug/Kg)	TARGET RANGE	RATIO
$ 1 Tetrachloro-m-xylene						CAS #: 877-09-8	
4.402	4.412	-0.010	37890	7e-004	0.007420		

2 Diallate CAS #: 2303-16-4

Peaks not detected for Quant. or Qual. signal(s).

3 Hexachlorobenzene CAS #: 118-74-1

Peaks not detected for Quant. or Qual. signal(s).

4 alpha-BHC CAS #: 319-84-6

Peaks not detected for Quant. or Qual. signal(s).

RT	EXP RT	DLT RT	RESPONSE	CONCENTRATIONS ON-COL (ng)	FINAL (ug/Kg)	TARGET RANGE	RATIO
5 gamma-BHC (Lindane)					CAS #: 58-89-9		
Peaks not detected for Quant. or Qual. signal(s).							
6 beta-BHC					CAS #: 319-85-7		
Peaks not detected for Quant. or Qual. signal(s).							
9 Tech Chlordane					CAS #: 57-74-9		
6.675	6.664	0.011	3438	0.00281	0.9380	0.00- 20.00	100.00
8.287	8.298	-0.011	27561	0.01769	5.897	0.00- 20.00	801.66
0.000	9.567	-9.567	0	0.0000	0.0000	0.00- 20.00	0.00
0.000	9.852	-9.852	0	0.0000	0.0000	0.00- 20.00	0.00
Average of Peak Concentrations =					3.417		
7 delta-BHC					CAS #: 319-86-8		
Peaks not detected for Quant. or Qual. signal(s).							
8 Heptachlor					CAS #: 76-44-8		
Peaks not detected for Quant. or Qual. signal(s).							
10 Aldrin					CAS #: 309-00-2		
Peaks not detected for Quant. or Qual. signal(s).							
11 Isodrin					CAS #: 465-73-6		
Peaks not detected for Quant. or Qual. signal(s).							
12 Heptachlor epoxide					CAS #: 1024-57-3		
Peaks not detected for Quant. or Qual. signal(s).							
13 gamma-Chlordane					CAS #: 5103-74-2		
Peaks not detected for Quant. or Qual. signal(s).							
14 alpha-Chlordane					CAS #: 5103-71-9		
Peaks not detected for Quant. or Qual. signal(s).							

```
--------------------------------------------------------------------------------
   15 Endosulfan I                                CAS #: 959-98-8
9.906    9.917   -0.011           13599  2e-004  0.06352
--------------------------------------------------------------------------------
   16 4,4'-DDE                                    CAS #: 72-55-9

Peaks not detected for Quant. or Qual. signal(s).

--------------------------------------------------------------------------------
```

RT	EXP RT	DLT RT	RESPONSE	CONCENTRATIONS ON-COL (ng)	CONCENTRATIONS FINAL (ug/Kg)	TARGET RANGE	RATIO

17 Dieldrin CAS #: 60-57-1

Peaks not detected for Quant. or Qual. signal(s).

---

19 Chlorobenzilate CAS #: 510-15-6

Peaks not detected for Quant. or Qual. signal(s).

---

20 Kepone CAS #: 143-50-0

Peaks not detected for Quant. or Qual. signal(s).

---

18 Endrin CAS #: 72-20-8

Peaks not detected for Quant. or Qual. signal(s).

---

21 4,4'-DDD CAS #: 72-54-8

Peaks not detected for Quant. or Qual. signal(s).

---

22 Endosulfan II CAS #: 33213-65-9

Peaks not detected for Quant. or Qual. signal(s).

---

23 Toxaphene CAS #: 8001-35-2

Peaks not detected for Quant. or Qual. signal(s).

---

24 4,4'-DDT CAS #: 50-29-3

Peaks not detected for Quant. or Qual. signal(s).

---

25 Endrin aldehyde CAS #: 7421-93-4

11.802	11.816	-0.014	2478	1.e-004			0.03387

---

26 Endosulfan sulfate CAS #: 1031-07-8

Peaks not detected for Quant. or Qual. signal(s).

---

28 Mirex CAS #: 2385-85-5

Peaks not detected for Quant. or Qual. signal(s).

---

27 Methoxychlor CAS #: 72-43-5

Peaks not detected for Quant. or Qual. signal(s).

RT	EXP RT	DLT RT	RESPONSE	CONCENTRATIONS ON-COL (ng)	FINAL (ug/Kg)	TARGET RANGE	RATIO

29 Endrin ketone CAS #: 53494-70-5

Peaks not detected for Quant. or Qual. signal(s).

$ 30 Decachlorobiphenyl CAS #: 2051-24-3

Peaks not detected for Quant. or Qual. signal(s).

Data File: \\cansvr11\dd\chem\GCS\a2hp9.i\100114-1.b\100114-1.b\010F1001.D

Date : 14-JAN-2010 12:46

Client ID:

Instrument: a2hp9.i

Sample Info: TOX SOLID MDL BL

Volume Injected (uL): 1.0

Operator: 093905

Column phase: clp pesticides II

Column diameter: 0.53

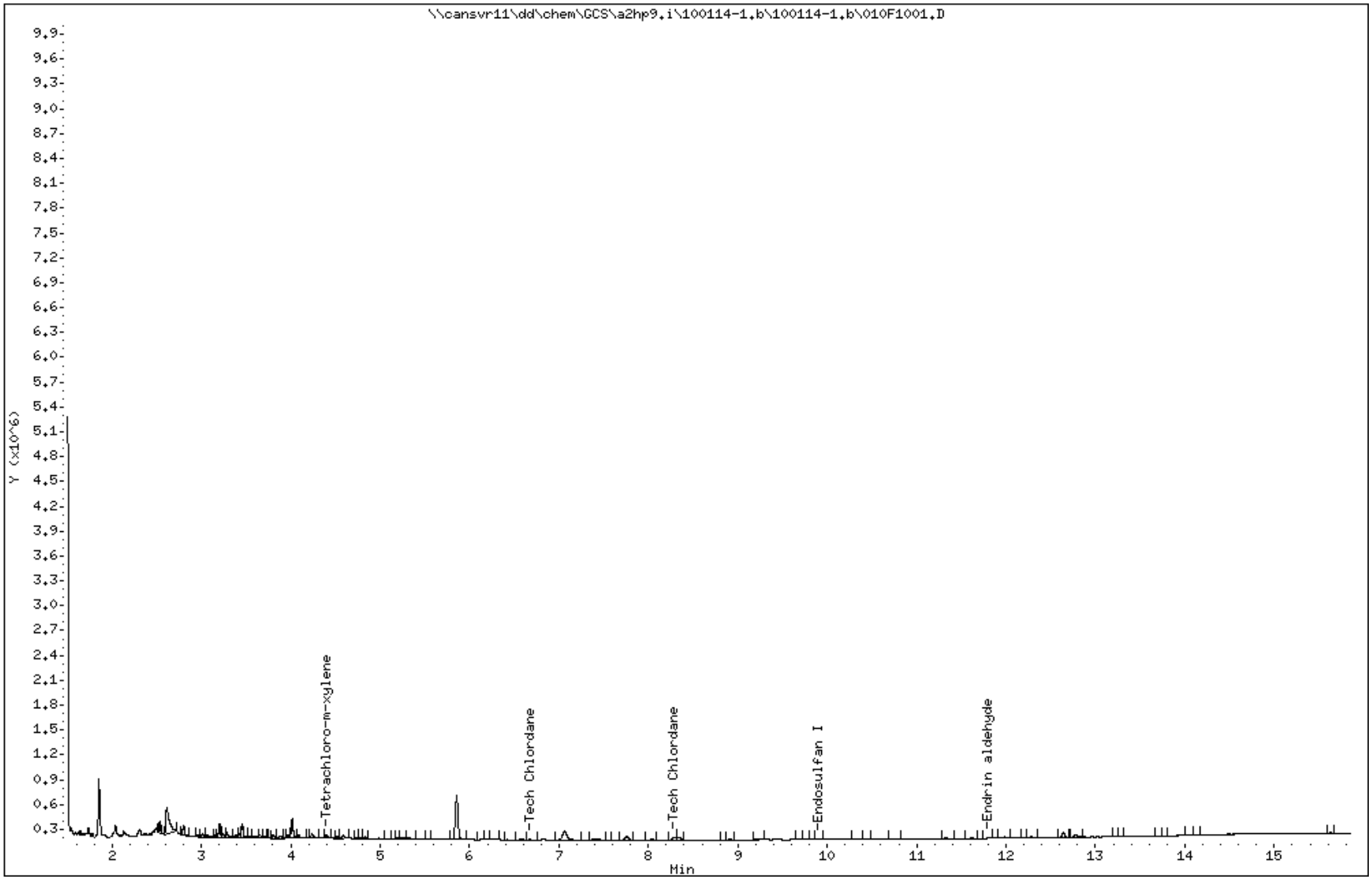

COMPOUNDS and EXP. RT REPORT

Operator: 093905 Date Acquired: 14-JAN-2010 12:46
Data File: //cansvr11/dd/chem/GCS/a2hp9.i/100114-1.b/100114-1.b/010F1001.D
Lab Sample ID: TOX SOLID MDL BL
Misc. Info: TOX SOLID MDL VERIFICATION BLANK
Instrument: a2hp9.i
Method: \\cansvr11\dd\chem\GCS\a2hp9.i\100114-1.b\PEST9.m\PEST9r.m
Dilution Factor: 1

	Compound	RT	Area	Amount	Conc
1)	Tetrachloro-m-xylene	4.402	62602	0.001	0.007 ug/Kg
2)	Diallate	NOT DETECTED	Expected RT = 5.042		
3)	Hexachlorobenzene	NOT DETECTED	Expected RT = 5.105		
4)	alpha-BHC	NOT DETECTED	Expected RT = 5.351		
5)	gamma-BHC (Lindane)	NOT DETECTED	Expected RT = 6.022		
6)	beta-BHC	NOT DETECTED	Expected RT = 6.232		
9)	Tech Chlordane	6.675	11551	0.003	0.938 ug/Kg
7)	delta-BHC	NOT DETECTED	Expected RT = 6.907		
8)	Heptachlor	NOT DETECTED	Expected RT = 7.023		
10)	Aldrin	NOT DETECTED	Expected RT = 7.853		
11)	Isodrin	NOT DETECTED	Expected RT = 8.772		
12)	Heptachlor epoxide	NOT DETECTED	Expected RT = 9.186		
13)	gamma-Chlordane	NOT DETECTED	Expected RT = 9.568		
14)	alpha-Chlordane	NOT DETECTED	Expected RT = 9.852		
15)	Endosulfan I	9.906	13599	0.000	0.064 ug/Kg
16)	4,4'-DDE	NOT DETECTED	Expected RT = 10.256		
17)	Dieldrin	NOT DETECTED	Expected RT = 10.414		
18)	Endrin	NOT DETECTED	Expected RT = 10.913		
19)	Chlorobenzilate	NOT DETECTED	Expected RT = 11.058		
20)	Kepone	NOT DETECTED	Expected RT = 11.092		
21)	4,4'-DDD	NOT DETECTED	Expected RT = 11.222		
22)	Endosulfan II	NOT DETECTED	Expected RT = 11.272		
23)	Toxaphene	NOT DETECTED	Expected RT = 11.418		
24)	4,4'-DDT	NOT DETECTED	Expected RT = 11.702		
25)	Endrin aldehyde	11.803	8110	0.000	0.034 ug/Kg
26)	Endosulfan sulfate	NOT DETECTED	Expected RT = 12.236		
27)	Methoxychlor	NOT DETECTED	Expected RT = 12.749		
28)	Mirex	NOT DETECTED	Expected RT = 12.864		
29)	Endrin ketone	NOT DETECTED	Expected RT = 12.976		
30)	Decachlorobiphenyl	NOT DETECTED	Expected RT = 14.722		

TestAmerica
THE LEADER IN ENVIRONMENTAL TESTING

RAW QC DATA

LABORATORY CONTROL SAMPLE EVALUATION REPORT

GC Semivolatiles

Client Lot #...: A0B240490 **Work Order #...:** LV2051AC **Matrix.....:** SOLID
LCS Lot-Sample#: A0B250000-031
Prep Date.....: 02/25/10 **Analysis Date..:** 03/11/10
Prep Batch #...: 0056031
Dilution Factor: 1 **Final Wgt/Vol..:** 10 mL
Initial Wgt/Vol: 30 g

PARAMETER	PERCENT RECOVERY	RECOVERY LIMITS	METHOD
gamma-BHC (Lindane)	**92**	**(60 - 125)**	**SW846 8081A**
Heptachlor	**98**	**(50 - 140)**	**SW846 8081A**
Aldrin	**87**	**(45 - 140)**	**SW846 8081A**
Dieldrin	**99**	**(65 - 125)**	**SW846 8081A**
Endrin	**104**	**(60 - 135)**	**SW846 8081A**
4,4'-DDT	**93**	**(45 - 140)**	**SW846 8081A**
alpha-BHC	**89**	**(60 - 125)**	**SW846 8081A**
beta-BHC	**88**	**(60 - 125)**	**SW846 8081A**
delta-BHC	**97**	**(55 - 130)**	**SW846 8081A**
Heptachlor epoxide	**94**	**(65 - 130)**	**SW846 8081A**
Endosulfan I	**80**	**(15 - 135)**	**SW846 8081A**
4,4'-DDE	**100**	**(70 - 125)**	**SW846 8081A**
Endosulfan II	**89**	**(35 - 140)**	**SW846 8081A**
4,4'-DDD	**110**	**(30 - 135)**	**SW846 8081A**
Endosulfan sulfate	**98**	**(60 - 135)**	**SW846 8081A**
Methoxychlor	**96**	**(55 - 145)**	**SW846 8081A**
Endrin ketone	**93**	**(65 - 135)**	**SW846 8081A**
Endrin aldehyde	**77**	**(35 - 145)**	**SW846 8081A**
alpha-Chlordane	**95**	**(65 - 120)**	**SW846 8081A**
gamma-Chlordane	**98**	**(65 - 125)**	**SW846 8081A**

SURROGATE	PERCENT RECOVERY	RECOVERY LIMITS
Tetrachloro-m-xylene	86	(70 - 125)
Decachlorobiphenyl	105	(55 - 130)

NOTE(S):

Calculations are performed before rounding to avoid round-off errors in calculated results.

Bold print denotes control parameters

LABORATORY CONTROL SAMPLE DATA REPORT

GC Semivolatiles

Client Lot #...: A0B240490 **Work Order #...:** LV2051AC **Matrix.....:** SOLID
LCS Lot-Sample#: A0B250000-031
Prep Date.....: 02/25/10 **Analysis Date..:** 03/11/10
Prep Batch #...: 0056031
Dilution Factor: 1 **Final Wgt/Vol..:** 10 mL
Initial Wgt/Vol: 30 g

PARAMETER	SPIKE AMOUNT	MEASURED AMOUNT	UNITS	PERCENT RECOVERY	METHOD
gamma-BHC (Lindane)	**33**	**31**	**ug/kg**	**92**	**SW846 8081A**
Heptachlor	**33**	**33**	**ug/kg**	**98**	**SW846 8081A**
Aldrin	**33**	**29**	**ug/kg**	**87**	**SW846 8081A**
Dieldrin	**33**	**33**	**ug/kg**	**99**	**SW846 8081A**
Endrin	**33**	**34**	**ug/kg**	**104**	**SW846 8081A**
4,4'-DDT	**33**	**31**	**ug/kg**	**93**	**SW846 8081A**
alpha-BHC	**33**	**30**	**ug/kg**	**89**	**SW846 8081A**
beta-BHC	**33**	**29**	**ug/kg**	**88**	**SW846 8081A**
delta-BHC	**33**	**32**	**ug/kg**	**97**	**SW846 8081A**
Heptachlor epoxide	**33**	**31**	**ug/kg**	**94**	**SW846 8081A**
Endosulfan I	**33**	**27**	**ug/kg**	**80**	**SW846 8081A**
4,4'-DDE	**33**	**33**	**ug/kg**	**100**	**SW846 8081A**
Endosulfan II	**33**	**30**	**ug/kg**	**89**	**SW846 8081A**
4,4'-DDD	**33**	**37**	**ug/kg**	**110**	**SW846 8081A**
Endosulfan sulfate	**33**	**33**	**ug/kg**	**98**	**SW846 8081A**
Methoxychlor	**33**	**32**	**ug/kg**	**96**	**SW846 8081A**
Endrin ketone	**33**	**31**	**ug/kg**	**93**	**SW846 8081A**
Endrin aldehyde	**33**	**26**	**ug/kg**	**77**	**SW846 8081A**
alpha-Chlordane	**33**	**31**	**ug/kg**	**95**	**SW846 8081A**
gamma-Chlordane	**33**	**33**	**ug/kg**	**98**	**SW846 8081A**

SURROGATE	PERCENT RECOVERY	RECOVERY LIMITS
Tetrachloro-m-xylene	86	(70 - 125)
Decachlorobiphenyl	105	(55 - 130)

NOTE(S):

Calculations are performed before rounding to avoid round-off errors in calculated results.

Bold print denotes control parameters

TestAmerica North Canton

PESTICIDES 8081/608

Data file : \\cansvr11\dd\chem\GCS\a2hp9.i\100310-1.b\041F4101.D
Lab Smp Id: LV2051AC Client Smp ID: INTRA-LAB CHECK
Inj Date : 11-MAR-2010 17:54
Operator : 093905 Inst ID: a2hp9.i
Smp Info : LV2051AC
Misc Info : 13-PEST.SUB,SOIL(33.3).SPK
Comment   :
Method   : \\cansvr11\dd\chem\GCS\a2hp9.i\100310-1.b\PEST9.m
Meth Date : 12-Mar-2010 06:35 vandorenc Quant Type: ESTD
Cal Date : 09-MAR-2010 13:48 Cal File: 013F1301.D
Als bottle: 41 QC Sample: METHOD SPIKE
Dil Factor: 1.00000
Integrator: Falcon Compound Sublist: 13-PEST.SUB
Target Version: 4.14 Sample Matrix: SOIL

Concentration Formula: Amt * DF * Vt*Vi/Ws * CpndVariable

Name	Value	Description
DF	1.000	Dilution Factor
Vt	10000.000	Volume of final extract
Vi	1.000	volume injected
Ws	30.000	initial volume of sample
Cpnd Variable		Local Compound Variable

RT	EXP RT	DLT RT	RESPONSE	CONCENTRATIONS ON-COL (ng)	FINAL (ug/Kg)	TARGET RANGE	RATIO
$ 1 Tetrachloro-m-xylene					CAS #: 877-09-8		
3.799	3.796	0.003	1394597	0.01720	0.1720		
4 alpha-BHC					CAS #: 319-84-6		
4.501	4.498	0.003	11413302	0.08905	29.68		
5 gamma-BHC (Lindane)					CAS #: 58-89-9		
4.923	4.921	0.002	14582065	0.09188	30.62		
6 beta-BHC					CAS #: 319-85-7		
5.071	5.069	0.002	3408688	0.08763	29.21		
7 delta-BHC					CAS #: 319-86-8		
5.318	5.316	0.002	15044146	0.09645	32.15		
		Sum of Peak Concentrations =			32.15		
8 Heptachlor					CAS #: 76-44-8		
5.643	5.641	0.002	7105436	0.09808	32.69		

```
   10 Aldrin                                        CAS #: 309-00-2
6.171    6.169    0.002        13295574 0.08737    29.12
--------------------------------------------------------------------------------
```

RT	EXP RT	DLT RT	RESPONSE	CONCENTRATIONS ON-COL (ng)	FINAL (ug/Kg)	TARGET RANGE	RATIO
12 Heptachlor epoxide						CAS #: 1024-57-3	
7.607	7.605	0.002	4222170	0.09435	31.45		
13 gamma-Chlordane						CAS #: 5103-74-2	
7.907	7.906	0.001	4670882	0.09828	32.76		
14 alpha-Chlordane						CAS #: 5103-71-9	
8.221	8.219	0.002	4628023	0.09448	31.49		
15 Endosulfan I						CAS #: 959-98-8	
8.476	8.475	0.001	3719074	0.08016	26.72		
16 4,4'-DDE						CAS #: 72-55-9	
8.546	8.544	0.002	12782740	0.10001	33.34		
17 Dieldrin						CAS #: 60-57-1	
8.987	8.986	0.001	13459548	0.09881	32.94		
18 Endrin						CAS #: 72-20-8	
9.412	9.410	0.002	5155261	0.10349	34.50		
20 4,4'-DDD						CAS #: 72-54-8	
9.725	9.724	0.001	10564840	0.11020	36.73		
22 Endosulfan II						CAS #: 33213-65-9	
9.834	9.833	0.001	4361005	0.08856	29.52		
23 4,4'-DDT						CAS #: 50-29-3	
10.215	10.213	0.002	9747251	0.09314	31.05		
25 Endrin aldehyde						CAS #: 7421-93-4	
10.588	10.587	0.001	3207194	0.07739	25.80		
27 Methoxychlor						CAS #: 72-43-5	
11.111	11.110	0.001	4845826	0.09570	31.90		
28 Endosulfan sulfate						CAS #: 1031-07-8	
11.288	11.288	0.000	9824497	0.09817	32.72		
29 Endrin ketone						CAS #: 53494-70-5	
11.682	11.681	0.001	5525464	0.09317	31.06		
$ 30 Decachlorobiphenyl						CAS #: 2051-24-3	
13.237	13.235	0.002	1137680	0.02100	0.2100		(M)

QC Flag Legend

M - Compound response manually integrated.

Data File: \\cansvr11\dd\chem\GCS\a2hp9.i\100310-1.b\041F4101.D

Date : 11-MAR-2010 17:54

Client ID: INTRA-LAB CHECK

Instrument: a2hp9.i

Sample Info: LV2051AC

Volume Injected (uL): 1.0

Operator: 093905

Column phase: clp pesticides I

Column diameter: 0.53

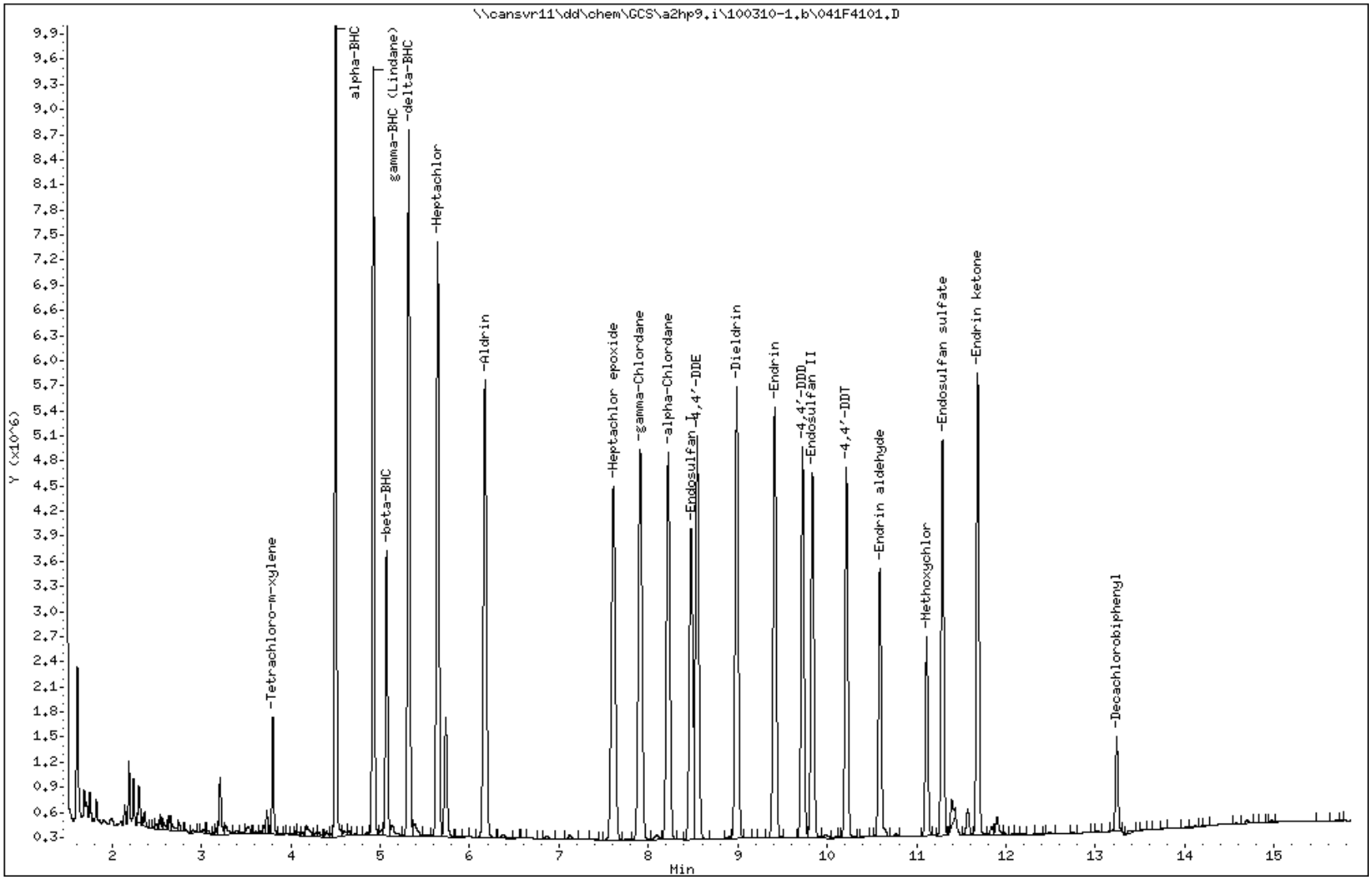

COMPOUNDS and EXP. RT REPORT

Operator: 093905 Date Acquired: 11-MAR-2010 17:54
Data File: //cansvr11/dd/chem/GCS/a2hp9.i/100310-1.b/041F4101.D
Lab Sample ID: LV2051AC
Misc. Info: 13-PEST.SUB,SOIL(33.3).SPK
Instrument: a2hp9.i
Method: \\cansvr11\dd\chem\GCS\a2hp9.i\100310-1.b\PEST9.m
Dilution Factor: 1

	Compound	RT	Area	Amount	Conc
1)	Tetrachloro-m-xylene	3.799	1828946	0.017	0.172 ug/Kg
4)	alpha-BHC	4.501	16249377	0.089	29.683 ug/Kg
5)	gamma-BHC (Lindane)	4.924	14582065	0.092	30.625 ug/Kg
6)	beta-BHC	5.071	5772613	0.088	29.210 ug/Kg
7)	delta-BHC	5.319	15044146	0.096	32.149 ug/Kg
8)	Heptachlor	5.644	14402051	0.098	32.693 ug/Kg
10)	Aldrin	6.172	13295574	0.087	29.124 ug/Kg
12)	Heptachlor epoxide	7.608	12869732	0.094	31.451 ug/Kg
13)	gamma-Chlordane	7.908	13644424	0.098	32.760 ug/Kg
14)	alpha-Chlordane	8.222	12730617	0.094	31.492 ug/Kg
15)	Endosulfan I	8.477	9895216	0.080	26.720 ug/Kg
16)	4,4'-DDE	8.546	12782740	0.100	33.338 ug/Kg
17)	Dieldrin	8.988	13459548	0.099	32.938 ug/Kg
18)	Endrin	9.413	12702990	0.103	34.497 ug/Kg
20)	4,4'-DDD	9.725	10564840	0.110	36.732 ug/Kg
22)	Endosulfan II	9.834	10225737	0.089	29.522 ug/Kg
23)	4,4'-DDT	10.215	9747251	0.093	31.048 ug/Kg
25)	Endrin aldehyde	10.589	7242992	0.077	25.795 ug/Kg
27)	Methoxychlor	11.112	4845826	0.096	31.901 ug/Kg
28)	Endosulfan sulfate	11.289	9824497	0.098	32.723 ug/Kg
29)	Endrin ketone	11.683	11306300	0.093	31.057 ug/Kg
30)	Decachlorobiphenyl	13.238	2295842	0.021	0.210 ug/Kg

Data File Name: 041F4101.D
Inj. Date and Time: 11-MAR-2010 17:54
Instrument ID: a2hp9.i
Client ID: INTRA-LAB CHECK
Compound Name: Decachlorobiphenyl
CAS #: 2051-24-3
Report Date: 03/12/2010

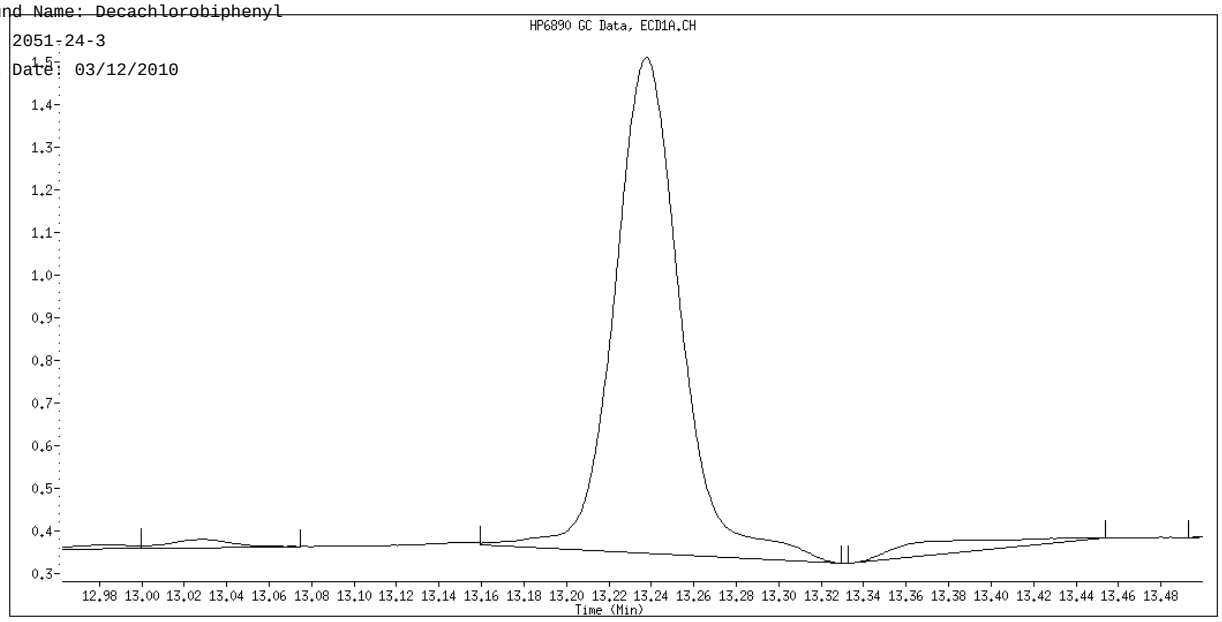

Original Integration

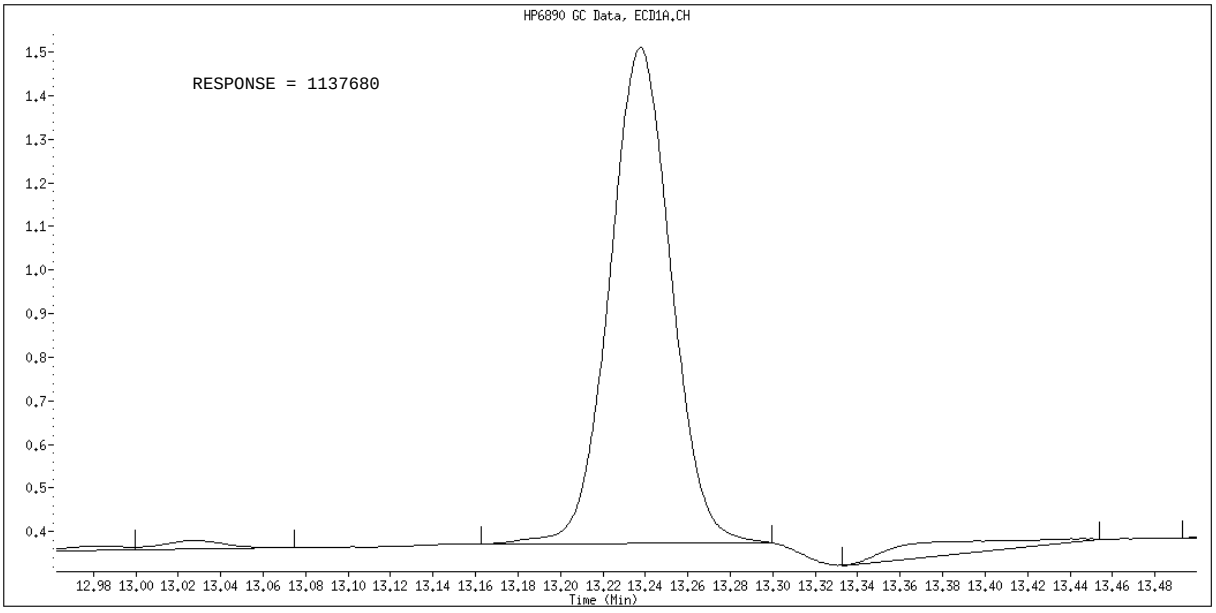

Manual Integration

Manually Integrated By: vandorenc
Manual Integration Reason: Baseline Event

TestAmerica North Canton

PESTICIDES 8081/608

Data file : \\cansvr11\dd\chem\GCS\a2hp9.i\100310-1.b\100310-1.b\041F4101.D
Lab Smp Id: LV2051AC Client Smp ID: INTRA-LAB CHECK
Inj Date : 11-MAR-2010 17:54
Operator : 093905 Inst ID: a2hp9.i
Smp Info : LV2051AC
Misc Info : 13-PEST.SUB,SOIL(33.3).SPK
Comment :
Method : \\cansvr11\dd\chem\GCS\a2hp9.i\100310-1.b\PEST9.m\PEST9r.m
Meth Date : 12-Mar-2010 06:57 vandorenc Quant Type: ESTD
Cal Date : 09-MAR-2010 13:48 Cal File: 013F1301.D
Als bottle: 41 QC Sample: METHOD SPIKE
Dil Factor: 1.00000
Integrator: Falcon Compound Sublist: 13-PEST.SUB
Target Version: 4.14 Sample Matrix: SOIL
Processing Host: CANPGCSV23

Concentration Formula: Amt * DF * Vt*Vi/Ws * CpndVariable

Name	Value	Description
DF	1.000	Dilution Factor
Vt	10000.000	Volume of final extract
Vi	1.000	volume injected
Ws	30.000	initial volume of sample
Cpnd Variable		Local Compound Variable

				CONCENTRATIONS ON-COL	FINAL		
RT	EXP RT	DLT RT	RESPONSE	(ng)	(ug/Kg)	TARGET RANGE	RATIO
$ 1 Tetrachloro-m-xylene						CAS #: 877-09-8	
4.373	4.371	0.002	844223	0.01783	0.1783		
4 alpha-BHC						CAS #: 319-84-6	
5.292	5.291	0.001	9823308	0.09368	31.23		
5 gamma-BHC (Lindane)						CAS #: 58-89-9	
5.948	5.947	0.001	8952713	0.09429	31.43		
6 beta-BHC						CAS #: 319-85-7	
6.154	6.152	0.002	3677463	0.08992	29.97		
7 delta-BHC						CAS #: 319-86-8	
6.810	6.808	0.002	9199422	0.10032	33.44		
8 Heptachlor						CAS #: 76-44-8	
6.927	6.926	0.001	8272234	0.09273	30.91		

```
   10 Aldrin                                      CAS #: 309-00-2
7.753    7.751    0.002         2777026 0.09374    31.25
--------------------------------------------------------------------------------
```

RT	EXP RT	DLT RT	RESPONSE	CONCENTRATIONS ON-COL (ng)	FINAL (ug/Kg)	TARGET RANGE	RATIO
12 Heptachlor epoxide					CAS #: 1024-57-3		
9.098	9.097	0.001	7403204	0.09350	31.17		
13 gamma-Chlordane					CAS #: 5103-74-2		
9.483	9.482	0.001	7459311	0.09492	31.64		
14 alpha-Chlordane					CAS #: 5103-71-9		
9.770	9.768	0.002	7223544	0.09353	31.18		
15 Endosulfan I					CAS #: 959-98-8		
9.834	9.831	0.003	5932137	0.08220	27.40		
16 4,4'-DDE					CAS #: 72-55-9		
10.176	10.175	0.001	3249063	0.10712	35.70		
17 Dieldrin					CAS #: 60-57-1		
10.332	10.330	0.002	7382734	0.09808	32.69		
18 Endrin					CAS #: 72-20-8		
10.832	10.831	0.001	6771359	0.10340	34.46		
21 4,4'-DDD					CAS #: 72-54-8		
11.148	11.147	0.001	2812098	0.11544	38.48		
22 Endosulfan II					CAS #: 33213-65-9		
11.192	11.191	0.001	2678213	0.08796	29.32		
24 4,4'-DDT					CAS #: 50-29-3		
11.631	11.630	0.001	2446275	0.09321	31.07		
25 Endrin aldehyde					CAS #: 7421-93-4		
11.738	11.737	0.001	3886845	0.07783	25.94		
26 Endosulfan sulfate					CAS #: 1031-07-8		
12.161	12.160	0.001	2763006	0.10092	33.64		
27 Methoxychlor					CAS #: 72-43-5		
12.680	12.679	0.001	2492385	0.09642	32.14		
29 Endrin ketone					CAS #: 53494-70-5		
12.899	12.898	0.001	6218767	0.09262	30.87		
$ 30 Decachlorobiphenyl					CAS #: 2051-24-3		
14.651	14.650	0.001	1294108	0.02174	0.2174		

Data File: \\cansvr11\dd\chem\GCS\a2hp9.i\100310-1.b\100310-1.b\041F4101.D

Date : 11-MAR-2010 17:54

Client ID: INTRA-LAB CHECK

Instrument: a2hp9.i

Sample Info: LV2051AC

Volume Injected (uL): 1.0

Operator: 093905

Column phase: clp pesticides II

Column diameter: 0.53

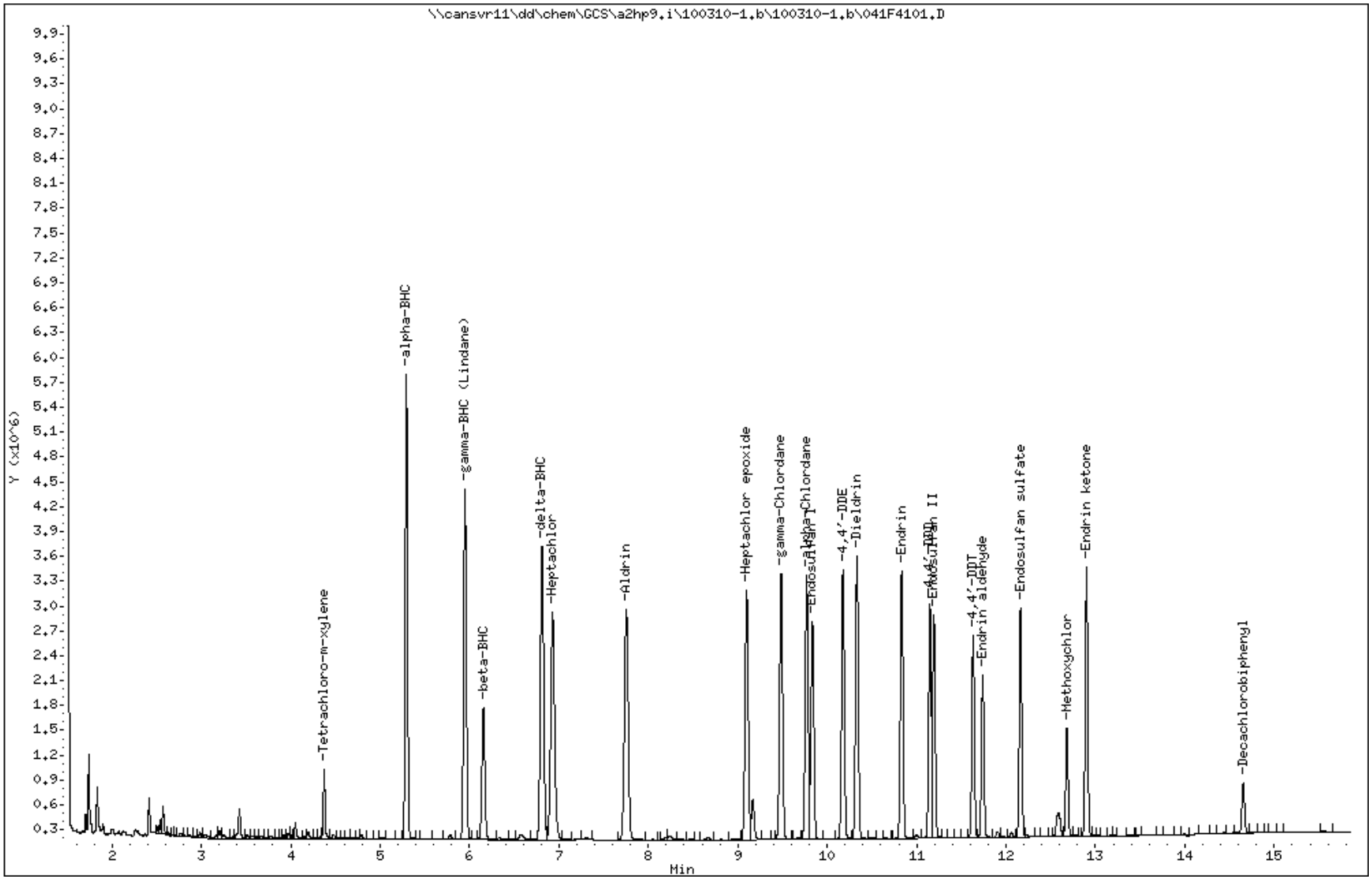

COMPOUNDS and EXP. RT REPORT

Operator: 093905 Date Acquired: 11-MAR-2010 17:54
Data File: //cansvr11/dd/chem/GCS/a2hp9.i/100310-1.b/100310-1.b/041F4101.D
Lab Sample ID: LV2051AC
Misc. Info: 13-PEST.SUB,SOIL(33.3).SPK
Instrument: a2hp9.i
Method: \\cansvr11\dd\chem\GCS\a2hp9.i\100310-1.b\PEST9.m\PEST9r.m
Dilution Factor: 1

	Compound	RT	Area	Amount	Conc
1)	Tetrachloro-m-xylene	4.374	1195696	0.018	0.178 ug/Kg
4)	alpha-BHC	5.293	9823308	0.094	31.228 ug/Kg
5)	gamma-BHC (Lindane)	5.949	8952713	0.094	31.430 ug/Kg
6)	beta-BHC	6.154	3677463	0.090	29.974 ug/Kg
7)	delta-BHC	6.810	9199422	0.100	33.439 ug/Kg
8)	Heptachlor	6.928	8272234	0.093	30.909 ug/Kg
10)	Aldrin	7.754	8312817	0.094	31.248 ug/Kg
12)	Heptachlor epoxide	9.099	7403204	0.094	31.167 ug/Kg
13)	gamma-Chlordane	9.484	7459311	0.095	31.640 ug/Kg
14)	alpha-Chlordane	9.770	7223544	0.094	31.177 ug/Kg
15)	Endosulfan I	9.834	5932137	0.082	27.400 ug/Kg
16)	4,4'-DDE	10.176	6916486	0.107	35.706 ug/Kg
17)	Dieldrin	10.333	7382734	0.098	32.693 ug/Kg
18)	Endrin	10.833	6771359	0.103	34.466 ug/Kg
21)	4,4'-DDD	11.149	5506017	0.115	38.479 ug/Kg
22)	Endosulfan II	11.193	5537207	0.088	29.322 ug/Kg
24)	4,4'-DDT	11.631	4727708	0.093	31.071 ug/Kg
25)	Endrin aldehyde	11.739	3886845	0.078	25.944 ug/Kg
26)	Endosulfan sulfate	12.162	5336116	0.101	33.640 ug/Kg
27)	Methoxychlor	12.680	2492385	0.096	32.141 ug/Kg
29)	Endrin ketone	12.899	6218767	0.093	30.872 ug/Kg
30)	Decachlorobiphenyl	14.652	1294108	0.022	0.217 ug/Kg

METHOD BLANK REPORT

GC Semivolatiles

Client Lot #...: A0B240490 **Work Order #...:** LV2051AA **Matrix.....:** SOLID
MB Lot-Sample #: A0B250000-031

Prep Date.....: 02/25/10 **Final Wgt/Vol..:** 10 mL
Analysis Date..: 03/11/10 **Prep Batch #...:** 0056031
Dilution Factor: 1 **Initial Wgt/Vol:** 30 g

PARAMETER	RESULT	REPORTING LIMIT	UNITS	METHOD
Aldrin	ND	4.0	ug/kg	SW846 8081A
alpha-BHC	ND	2.5	ug/kg	SW846 8081A
beta-BHC	ND	3.5	ug/kg	SW846 8081A
delta-BHC	ND	4.0	ug/kg	SW846 8081A
gamma-BHC (Lindane)	ND	2.5	ug/kg	SW846 8081A
alpha-Chlordane	ND	3.0	ug/kg	SW846 8081A
gamma-Chlordane	ND	1.7	ug/kg	SW846 8081A
4,4'-DDD	ND	2.0	ug/kg	SW846 8081A
4,4'-DDE	ND	1.7	ug/kg	SW846 8081A
4,4'-DDT	ND	2.0	ug/kg	SW846 8081A
Dieldrin	ND	1.7	ug/kg	SW846 8081A
Endosulfan I	ND	1.7	ug/kg	SW846 8081A
Endosulfan II	ND	2.5	ug/kg	SW846 8081A
Endosulfan sulfate	ND	3.0	ug/kg	SW846 8081A
Endrin	ND	1.7	ug/kg	SW846 8081A
Endrin aldehyde	ND	3.0	ug/kg	SW846 8081A
Endrin ketone	ND	2.0	ug/kg	SW846 8081A
Heptachlor	ND	3.5	ug/kg	SW846 8081A
Heptachlor epoxide	ND	2.5	ug/kg	SW846 8081A
Methoxychlor	ND	5.0	ug/kg	SW846 8081A
Toxaphene	ND	67	ug/kg	SW846 8081A

SURROGATE	PERCENT RECOVERY	RECOVERY LIMITS
Tetrachloro-m-xylene	89	(70 - 125)
Decachlorobiphenyl	105	(55 - 130)

NOTE(S):

Calculations are performed before rounding to avoid round-off errors in calculated results.

TestAmerica North Canton

PESTICIDES 8081/608

Data file : \\cansvr11\dd\chem\GCS\a2hp9.i\100310-1.b\040F4001.D
Lab Smp Id: LV2051AA Client Smp ID: INTRA-LAB BLANK
Inj Date : 11-MAR-2010 17:29
Operator : 093905 Inst ID: a2hp9.i
Smp Info : LV2051AA
Misc Info :
Comment   :
Method   : \\cansvr11\dd\chem\GCS\a2hp9.i\100310-1.b\PEST9.m
Meth Date : 12-Mar-2010 06:35 vandorenc Quant Type: ESTD
Cal Date : 09-MAR-2010 13:48 Cal File: 013F1301.D
Als bottle: 40 QC Sample: METHOD BLANK
Dil Factor: 1.00000
Integrator: Falcon Compound Sublist: 19-pestap9.sub
Target Version: 4.14 Sample Matrix: SOIL
Processing Host: CANPGCSV23

Concentration Formula: Amt * DF * Vt*Vi/Ws * CpndVariable

Name	Value	Description
DF	1.000	Dilution Factor
Vt	10000.000	Volume of final extract
Vi	1.000	volume injected
Ws	30.000	initial volume of sample
Cpnd Variable		Local Compound Variable

				CONCENTRATIONS ON-COL	FINAL		
RT	EXP RT	DLT RT	RESPONSE	(ng)	(ug/Kg)	TARGET RANGE	RATIO
$ 1 Tetrachloro-m-xylene						CAS #: 877-09-8	
3.797	3.796	0.001	1449316	0.01787	0.1787		
2 Hexachlorobenzene						CAS #: 118-74-1	
4.274	4.262	0.012	55676				
3 Diallate						CAS #: 2303-16-4	
4.398	4.369	0.029	47503			0.00- 20.00	100.00
4.553	4.544	0.009	33196			0.00- 20.00	69.88
4 alpha-BHC						CAS #: 319-84-6	
4.490	4.498	-0.008	20546	0.00016	0.05343		
5 gamma-BHC (Lindane)						CAS #: 58-89-9	
4.942	4.921	0.021	57270	4e-004	0.1203		
6 beta-BHC						CAS #: 319-85-7	
5.061	5.069	-0.008	22048	6e-004	0.1889		

```
--------------------------------------------------------------------------------
    7 delta-BHC                                    CAS #: 319-86-8
5.307    5.316   -0.009           53462  3e-004   0.1142
                   Sum of Peak Concentrations =   0.1142
--------------------------------------------------------------------------------
```

RT	EXP RT	DLT RT	RESPONSE	CONCENTRATIONS ON-COL (ng)	FINAL (ug/Kg)	TARGET RANGE	RATIO
8 Heptachlor					CAS #: 76-44-8		
5.656	5.641	0.015	7849	1e-004	0.03611		
9 Tech Chlordane					CAS #: 57-74-9		
Peaks not detected for Quant. or Qual. signal(s).							
10 Aldrin					CAS #: 309-00-2		
6.161	6.169	-0.008	306398	0.00201	0.6712		
11 Isodrin					CAS #: 465-73-6		
Peaks not detected for Quant. or Qual. signal(s).							
12 Heptachlor epoxide					CAS #: 1024-57-3		
Peaks not detected for Quant. or Qual. signal(s).							
13 gamma-Chlordane					CAS #: 5103-74-2		
Peaks not detected for Quant. or Qual. signal(s).							
14 alpha-Chlordane					CAS #: 5103-71-9		
8.228	8.219	0.009	14828	3.e-004	0.1009		
15 Endosulfan I					CAS #: 959-98-8		
Peaks not detected for Quant. or Qual. signal(s).							
16 4,4'-DDE					CAS #: 72-55-9		
Peaks not detected for Quant. or Qual. signal(s).							
17 Dieldrin					CAS #: 60-57-1		
Peaks not detected for Quant. or Qual. signal(s).							
18 Endrin					CAS #: 72-20-8		
Peaks not detected for Quant. or Qual. signal(s).							
19 Kepone					CAS #: 143-50-0		

Peaks not detected for Quant. or Qual. signal(s).

---

20 4,4'-DDD CAS #: 72-54-8

Peaks not detected for Quant. or Qual. signal(s).

---

21 Chlorobenzilate CAS #: 510-15-6

9.866	9.844	0.022	6156

RT	EXP RT	DLT RT	RESPONSE	CONCENTRATIONS ON-COL (ng)	FINAL (ug/Kg)	TARGET RANGE	RATIO
22 Endosulfan II					CAS #: 33213-65-9		
Peaks not detected for Quant. or Qual. signal(s).							
24 Toxaphene					CAS #: 8001-35-2		
0.000	9.954	-9.954	0	0.0000	0.0000	80.00- 120.00	0.00
10.402	10.385	0.017	6414	0.00348	1.160	114.04- 154.04	0.00
10.555	10.533	0.022	6547	0.00405	1.351	115.64- 155.64	0.00
0.000	11.097	-11.097	0	0.0000	0.0000	52.78- 92.78	0.00
11.181	11.199	-0.018	4708	0.00211	0.7020	69.36- 109.36	0.00
Average of Peak Concentrations =					1.071		
23 4,4'-DDT					CAS #: 50-29-3		
Peaks not detected for Quant. or Qual. signal(s).							
25 Endrin aldehyde					CAS #: 7421-93-4		
Peaks not detected for Quant. or Qual. signal(s).							
26 Mirex					CAS #: 2385-85-5		
10.838	10.812	0.026	7456				
27 Methoxychlor					CAS #: 72-43-5		
Peaks not detected for Quant. or Qual. signal(s).							
28 Endosulfan sulfate					CAS #: 1031-07-8		
11.259	11.288	-0.029	21876	2e-004	0.07286		
29 Endrin ketone					CAS #: 53494-70-5		
Peaks not detected for Quant. or Qual. signal(s).							
$ 30 Decachlorobiphenyl					CAS #: 2051-24-3		
13.236	13.235	0.001	1137647	0.02100	0.2100		

Data File: \\cansvr11\dd\chem\GCS\a2hp9.i\100310-1.b\040F4001.D

Date : 11-MAR-2010 17:29

Client ID: INTRA-LAB BLANK

Instrument: a2hp9.i

Sample Info: LV2051AA

Volume Injected (uL): 1.0

Operator: 093905

Column phase: clp pesticides I

Column diameter: 0.53

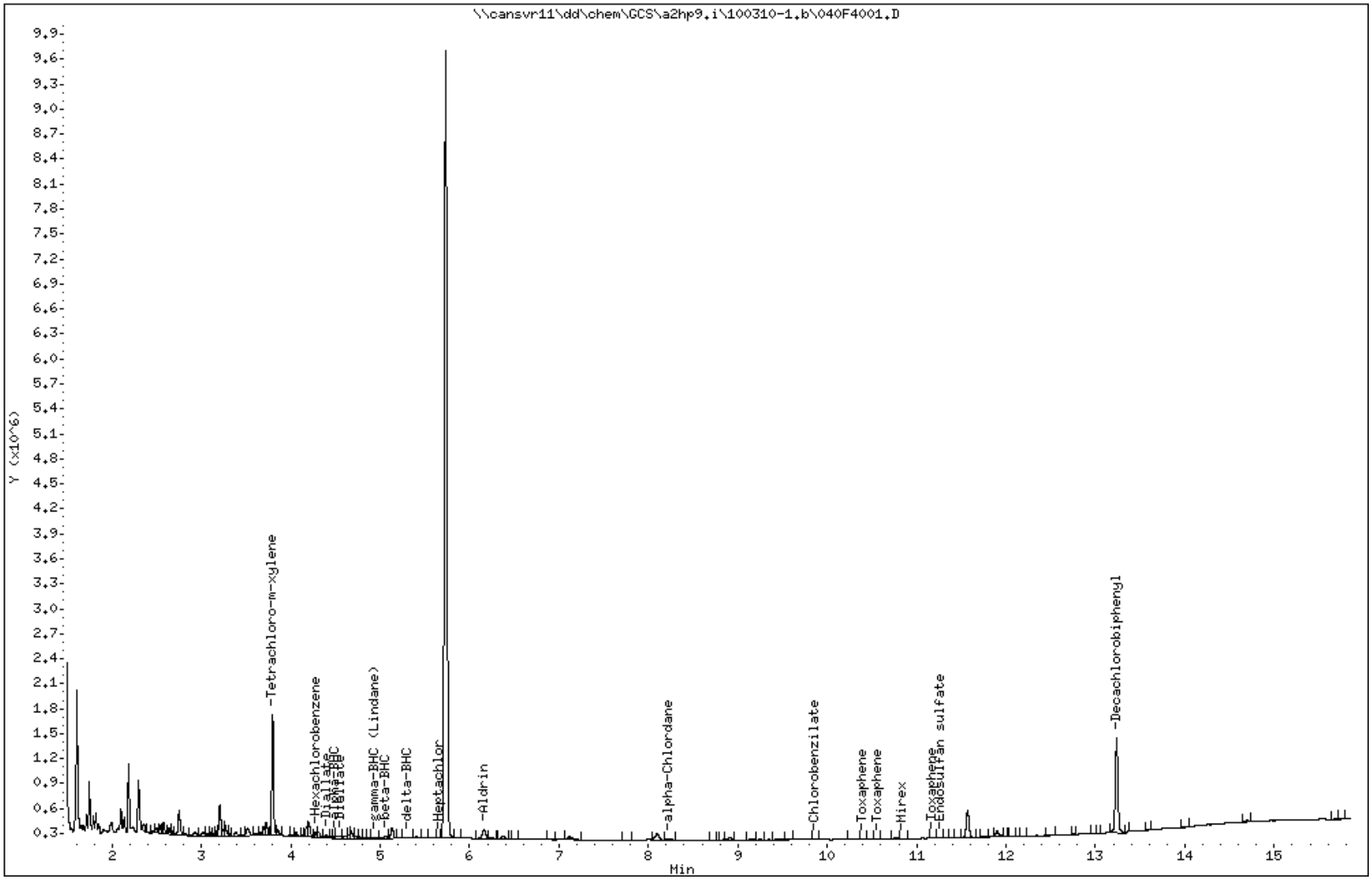

COMPOUNDS and EXP. RT REPORT

Operator: 093905 Date Acquired: 11-MAR-2010 17:29
Data File: //cansvr11/dd/chem/GCS/a2hp9.i/100310-1.b/040F4001.D
Lab Sample ID: LV2051AA
Misc. Info:
Instrument: a2hp9.i
Method: \\cansvr11\dd\chem\GCS\a2hp9.i\100310-1.b\PEST9.m
Dilution Factor: 1

Compound	RT	Area	Amount	Conc
24) Toxaphene	0.000	0	0.000	0.000 ug/Kg
1) Tetrachloro-m-xylene	3.797	1903176	0.018	0.179 ug/Kg
2) Hexachlorobenzene	4.275	78661	0.000	0.000 ug/Kg
3) Diallate	4.398	93564	0.000	0.000 ug/Kg
4) alpha-BHC	4.491	30828	0.000	0.053 ug/Kg
5) gamma-BHC (Lindane)	4.942	57270	0.000	0.120 ug/Kg
6) beta-BHC	5.061	77115	0.001	0.189 ug/Kg
7) delta-BHC	5.307	53462	0.000	0.114 ug/Kg
9) Tech Chlordane	NOT DETECTED	Expected RT = 5.381		
8) Heptachlor	5.656	13145	0.000	0.036 ug/Kg
10) Aldrin	6.161	306398	0.002	0.671 ug/Kg
11) Isodrin	NOT DETECTED	Expected RT = 6.872		
12) Heptachlor epoxide	NOT DETECTED	Expected RT = 7.606		
13) gamma-Chlordane	NOT DETECTED	Expected RT = 7.907		
14) alpha-Chlordane	8.228	47181	0.000	0.101 ug/Kg
15) Endosulfan I	NOT DETECTED	Expected RT = 8.475		
16) 4,4'-DDE	NOT DETECTED	Expected RT = 8.544		
17) Dieldrin	NOT DETECTED	Expected RT = 8.987		
18) Endrin	NOT DETECTED	Expected RT = 9.411		
19) Kepone	NOT DETECTED	Expected RT = 9.500		
20) 4,4'-DDD	NOT DETECTED	Expected RT = 9.724		
22) Endosulfan II	NOT DETECTED	Expected RT = 9.833		
21) Chlorobenzilate	9.866	12747	0.000	0.000 ug/Kg
23) 4,4'-DDT	NOT DETECTED	Expected RT = 10.213		
25) Endrin aldehyde	NOT DETECTED	Expected RT = 10.588		
26) Mirex	10.838	22092	0.000	0.000 ug/Kg
27) Methoxychlor	NOT DETECTED	Expected RT = 11.111		
28) Endosulfan sulfate	11.260	21876	0.000	0.073 ug/Kg
29) Endrin ketone	NOT DETECTED	Expected RT = 11.682		
30) Decachlorobiphenyl	13.236	2413232	0.021	0.210 ug/Kg

TestAmerica North Canton

PESTICIDES 8081/608

Data file : \\cansvr11\dd\chem\GCS\a2hp9.i\100310-1.b\100310-1.b\040F4001.D
Lab Smp Id: LV2051AA Client Smp ID: INTRA-LAB BLANK
Inj Date : 11-MAR-2010 17:29
Operator : 093905 Inst ID: a2hp9.i
Smp Info : LV2051AA
Misc Info :
Comment :
Method : \\cansvr11\dd\chem\GCS\a2hp9.i\100310-1.b\PEST9.m\PEST9r.m
Meth Date : 12-Mar-2010 06:57 vandorenc Quant Type: ESTD
Cal Date : 09-MAR-2010 13:48 Cal File: 013F1301.D
Als bottle: 40 QC Sample: METHOD BLANK
Dil Factor: 1.00000
Integrator: Falcon Compound Sublist: 19-pestap9.sub
Target Version: 4.14 Sample Matrix: SOIL

Concentration Formula: Amt * DF * Vt*Vi/Ws * CpndVariable

Name	Value	Description
DF	1.000	Dilution Factor
Vt	10000.000	Volume of final extract
Vi	1.000	volume injected
Ws	30.000	initial volume of sample
Cpnd Variable		Local Compound Variable

				CONCENTRATIONS ON-COL (ng)	FINAL (ug/Kg)	TARGET RANGE	RATIO
RT	EXP RT	DLT RT	RESPONSE				
$ 1 Tetrachloro-m-xylene						CAS #: 877-09-8	
4.372	4.371	0.001	866489	0.01830	0.1830		

---

2 Diallate CAS #: 2303-16-4

Peaks not detected for Quant. or Qual. signal(s).

---

3 Hexachlorobenzene CAS #: 118-74-1

Peaks not detected for Quant. or Qual. signal(s).

---

4 alpha-BHC CAS #: 319-84-6

Peaks not detected for Quant. or Qual. signal(s).

RT	EXP RT	DLT RT	RESPONSE	CONCENTRATIONS ON-COL (ng)	FINAL (ug/Kg)	TARGET RANGE	RATIO

5 gamma-BHC (Lindane) CAS #: 58-89-9

Peaks not detected for Quant. or Qual. signal(s).

---

6 beta-BHC CAS #: 319-85-7

6.176	6.152	0.024	63344	0.00155	0.5163		

---

9 Tech Chlordane CAS #: 57-74-9

Peaks not detected for Quant. or Qual. signal(s).

---

7 delta-BHC CAS #: 319-86-8

Peaks not detected for Quant. or Qual. signal(s).

---

8 Heptachlor CAS #: 76-44-8

Peaks not detected for Quant. or Qual. signal(s).

---

10 Aldrin CAS #: 309-00-2

Peaks not detected for Quant. or Qual. signal(s).

---

11 Isodrin CAS #: 465-73-6

8.794	8.770	0.024	14498				

---

12 Heptachlor epoxide CAS #: 1024-57-3

9.076	9.097	-0.021	12102	2e-004	0.05095		

---

13 gamma-Chlordane CAS #: 5103-74-2

Peaks not detected for Quant. or Qual. signal(s).

---

14 alpha-Chlordane CAS #: 5103-71-9

Peaks not detected for Quant. or Qual. signal(s).

---

15 Endosulfan I CAS #: 959-98-8

Peaks not detected for Quant. or Qual. signal(s).

---

16 4,4'-DDE CAS #: 72-55-9

Peaks not detected for Quant. or Qual. signal(s).

---

17 Dieldrin CAS #: 60-57-1

Peaks not detected for Quant. or Qual. signal(s).

RT	EXP RT	DLT RT	RESPONSE	CONCENTRATIONS ON-COL (ng)	FINAL (ug/Kg)	TARGET RANGE	RATIO

19 Chlorobenzilate CAS #: 510-15-6

Peaks not detected for Quant. or Qual. signal(s).

---

20 Kepone CAS #: 143-50-0

Peaks not detected for Quant. or Qual. signal(s).

---

18 Endrin CAS #: 72-20-8

Peaks not detected for Quant. or Qual. signal(s).

---

21 4,4'-DDD CAS #: 72-54-8

11.119	11.147	-0.028		3876	2e-004	0.05304	

---

22 Endosulfan II CAS #: 33213-65-9

Peaks not detected for Quant. or Qual. signal(s).

---

23 Toxaphene CAS #: 8001-35-2

Peaks not detected for Quant. or Qual. signal(s).

---

24 4,4'-DDT CAS #: 50-29-3

Peaks not detected for Quant. or Qual. signal(s).

---

25 Endrin aldehyde CAS #: 7421-93-4

Peaks not detected for Quant. or Qual. signal(s).

---

26 Endosulfan sulfate CAS #: 1031-07-8

Peaks not detected for Quant. or Qual. signal(s).

---

28 Mirex CAS #: 2385-85-5

Operator disabled compound identification.

---

27 Methoxychlor CAS #: 72-43-5

Peaks not detected for Quant. or Qual. signal(s).

```
--------------------------------------------------------------------------------
   29 Endrin ketone                              CAS #: 53494-70-5
12.880  12.898   -0.018          179511 0.00267   0.8912                      (M)
--------------------------------------------------------------------------------
$  30 Decachlorobiphenyl                         CAS #: 2051-24-3
14.651  14.650    0.001         1214818 0.02041   0.2041
--------------------------------------------------------------------------------
```

QC Flag Legend

M - Compound response manually integrated.

Data File: \\cansvr11\dd\chem\GCS\a2hp9.i\100310-1.b\100310-1.b\040F4001.D

Date : 11-MAR-2010 17:29

Client ID: INTRA-LAB BLANK

Instrument: a2hp9.i

Sample Info: LV2051AA

Volume Injected (uL): 1.0

Operator: 093905

Column phase: clp pesticides II

Column diameter: 0.53

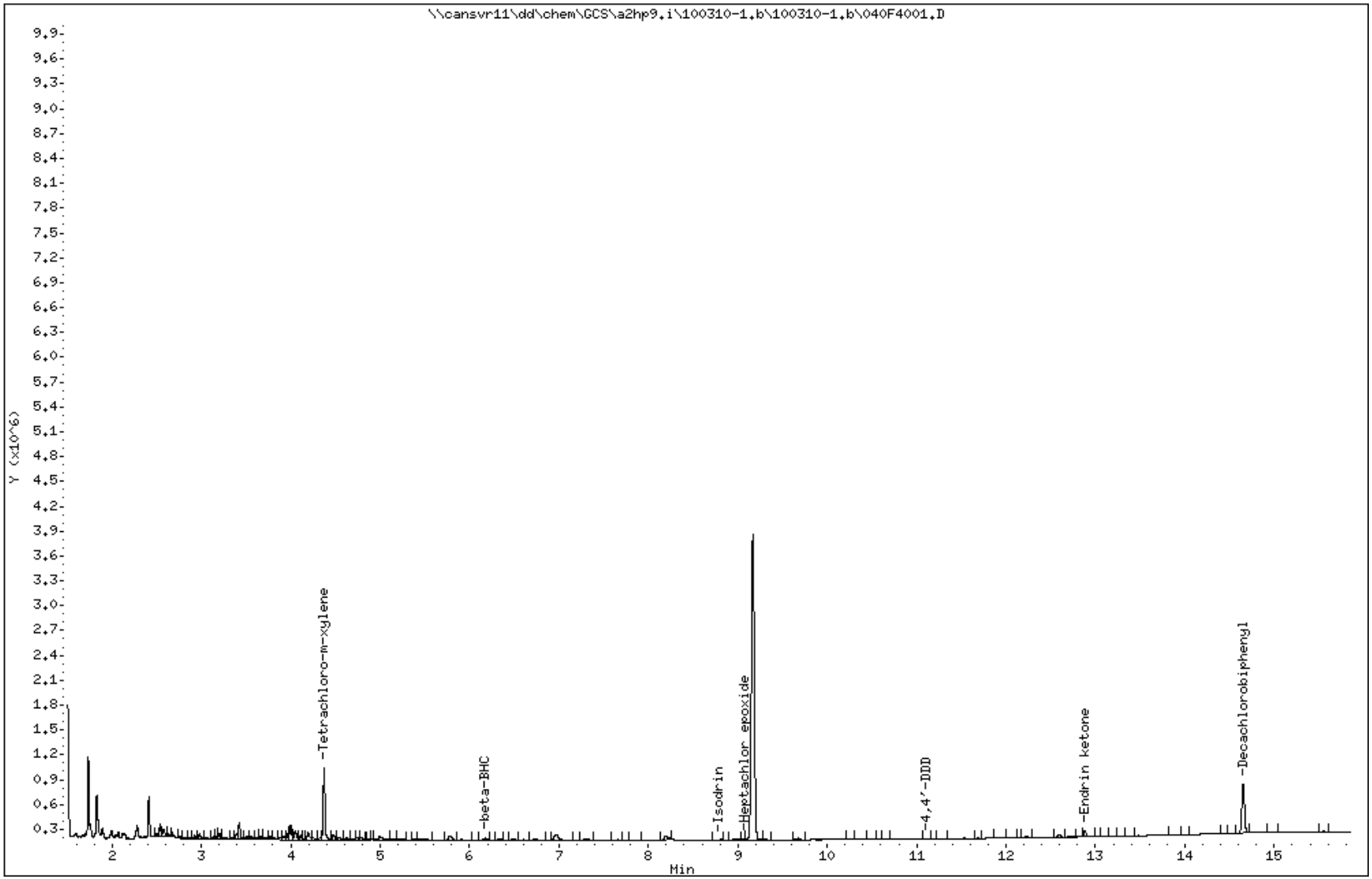

COMPOUNDS and EXP. RT REPORT

Operator: 093905 Date Acquired: 11-MAR-2010 17:29
Data File: //cansvr11/dd/chem/GCS/a2hp9.i/100310-1.b/100310-1.b/040F4001.D
Lab Sample ID: LV2051AA
Misc. Info:
Instrument: a2hp9.i
Method: \\cansvr11\dd\chem\GCS\a2hp9.i\100310-1.b\PEST9.m\PEST9r.m
Dilution Factor: 1

Compound	RT	Area	Amount	Conc
1) Tetrachloro-m-xylene	4.372	1242336	0.018	0.183 ug/Kg
2) Diallate	NOT DETECTED	Expected RT = 5.042		
3) Hexachlorobenzene	NOT DETECTED	Expected RT = 5.105		
4) alpha-BHC	NOT DETECTED	Expected RT = 5.292		
5) gamma-BHC (Lindane)	NOT DETECTED	Expected RT = 5.948		
6) beta-BHC	6.176	63344	0.002	0.516 ug/Kg
9) Tech Chlordane	NOT DETECTED	Expected RT = 6.399		
7) delta-BHC	NOT DETECTED	Expected RT = 6.808		
8) Heptachlor	NOT DETECTED	Expected RT = 6.927		
10) Aldrin	NOT DETECTED	Expected RT = 7.752		
11) Isodrin	8.795	14498	0.000	0.000 ug/Kg
12) Heptachlor epoxide	9.076	12102	0.000	0.051 ug/Kg
13) gamma-Chlordane	NOT DETECTED	Expected RT = 9.483		
14) alpha-Chlordane	NOT DETECTED	Expected RT = 9.768		
15) Endosulfan I	NOT DETECTED	Expected RT = 9.832		
16) 4,4'-DDE	NOT DETECTED	Expected RT = 10.175		
17) Dieldrin	NOT DETECTED	Expected RT = 10.331		
18) Endrin	NOT DETECTED	Expected RT = 10.832		
19) Chlorobenzilate	NOT DETECTED	Expected RT = 11.042		
20) Kepone	NOT DETECTED	Expected RT = 11.090		
21) 4,4'-DDD	11.120	8762	0.000	0.053 ug/Kg
22) Endosulfan II	NOT DETECTED	Expected RT = 11.192		
23) Toxaphene	NOT DETECTED	Expected RT = 11.339		
24) 4,4'-DDT	NOT DETECTED	Expected RT = 11.630		
25) Endrin aldehyde	NOT DETECTED	Expected RT = 11.738		
26) Endosulfan sulfate	NOT DETECTED	Expected RT = 12.161		
27) Methoxychlor	NOT DETECTED	Expected RT = 12.679		
28) Mirex	NOT DETECTED	Expected RT = 12.864		
29) Endrin ketone	12.881	179511	0.003	0.891 ug/Kg
30) Decachlorobiphenyl	14.651	1214818	0.020	0.204 ug/Kg

Data File Name: 040F4001.D
Inj. Date and Time: 11-MAR-2010 17:29
Instrument ID: a2hp9.i
Client ID: INTRA-LAB BLANK
Compound Name: Endrin ketone
CAS #: 53494-70-5
Report Date: 03/12/2010

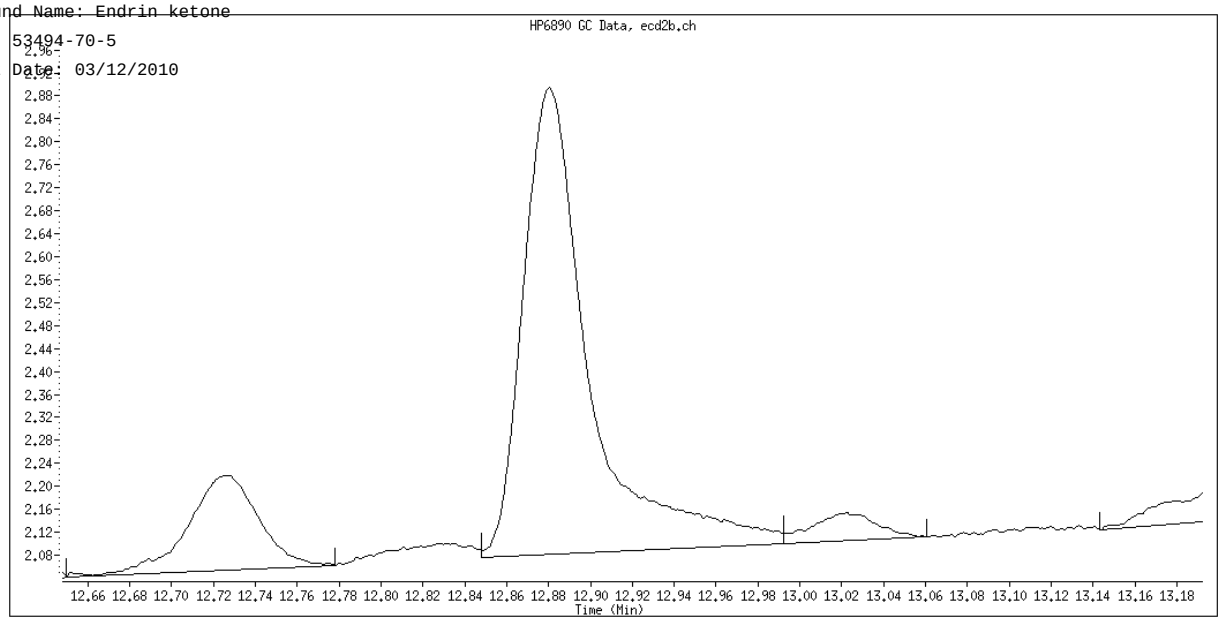

Original Integration

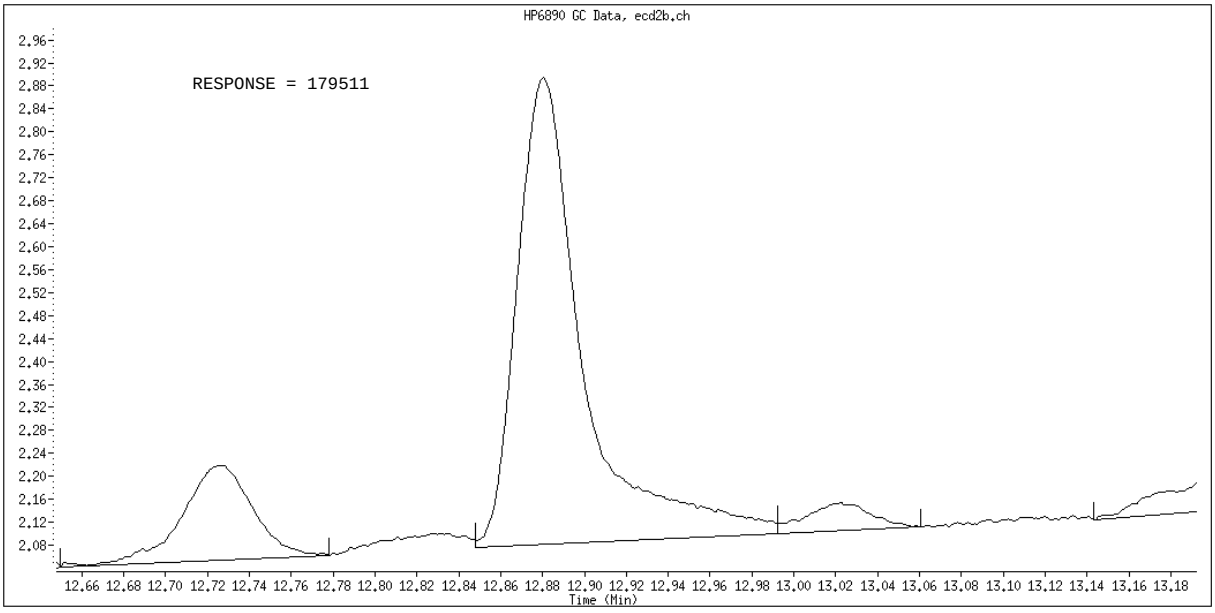

Manual Integration

Manually Integrated By: vandorenc
Manual Integration Reason: Analyte not Identified by the Data System

MATRIX SPIKE SAMPLE EVALUATION REPORT

GC Semivolatiles

Client Lot #...: A0B240490 **Work Order #...:** LV2D21CC-MS **Matrix.....:** SO
MS Lot-Sample #: A0B240490-003 LV2D21CD-MSD
Date Sampled...: 02/23/10 10:25 **Date Received..:** 02/24/10
Prep Date.....: 02/25/10 **Analysis Date..:** 03/11/10
Prep Batch #...: 0056031
Dilution Factor: 20 **Initial Wgt/Vol:** 30.14 g **Final Wgt/Vol..:** 10 mL

PARAMETER	PERCENT RECOVERY	RECOVERY LIMITS	RPD	RPD LIMITS	METHOD
gamma-BHC (Lindane)	**79 DIL**	**(60 - 125)**			**SW846 8081A**
	91 DIL	**(60 - 125)**	**13**	**(0-36)**	**SW846 8081A**
Heptachlor	**90 DIL**	**(50 - 140)**			**SW846 8081A**
	98 DIL	**(50 - 140)**	**8.9**	**(0-44)**	**SW846 8081A**
Aldrin	**74 DIL**	**(45 - 140)**			**SW846 8081A**
	81 DIL	**(45 - 140)**	**9.5**	**(0-40)**	**SW846 8081A**
Dieldrin	**68 DIL**	**(65 - 125)**			**SW846 8081A**
	88 DIL	**(65 - 125)**	**25**	**(0-33)**	**SW846 8081A**
Endrin	**74 DIL**	**(60 - 135)**			**SW846 8081A**
	96 DIL	**(60 - 135)**	**27**	**(0-38)**	**SW846 8081A**
4,4'-DDT	**78 DIL**	**(45 - 140)**			**SW846 8081A**
	107 DIL	**(45 - 140)**	**32**	**(0-42)**	**SW846 8081A**
alpha-BHC	**79 DIL**	**(60 - 125)**			**SW846 8081A**
	92 DIL	**(60 - 125)**	**15**	**(0-40)**	**SW846 8081A**
beta-BHC	**72 DIL**	**(60 - 125)**			**SW846 8081A**
	104 DIL	**(60 - 125)**	**36**	**(0-43)**	**SW846 8081A**
delta-BHC	**53 DIL,a**	**(55 - 130)**			**SW846 8081A**
	80 DIL,p	**(55 - 130)**	**41**	**(0-34)**	**SW846 8081A**
Heptachlor epoxide	**82 DIL**	**(65 - 130)**			**SW846 8081A**
	108 DIL	**(65 - 130)**	**27**	**(0-43)**	**SW846 8081A**
Endosulfan I	**67 DIL**	**(15 - 135)**			**SW846 8081A**
	82 DIL	**(15 - 135)**	**21**	**(0-41)**	**SW846 8081A**
4,4'-DDE	**89 DIL**	**(70 - 125)**			**SW846 8081A**
	118 DIL	**(70 - 125)**	**28**	**(0-39)**	**SW846 8081A**
Endosulfan II	**61 DIL**	**(35 - 140)**			**SW846 8081A**
	96 DIL,p	**(35 - 140)**	**44**	**(0-27)**	**SW846 8081A**
4,4'-DDD	**90 DIL**	**(30 - 135)**			**SW846 8081A**
	152	**(30 - 135)**	**51**	**(0-35)**	**SW846 8081A**
	Qualifiers: DIL,a,p				
Endosulfan sulfate	**66 DIL**	**(60 - 135)**			**SW846 8081A**
	108 DIL,p	**(60 - 135)**	**49**	**(0-34)**	**SW846 8081A**
Methoxychlor	**71 DIL**	**(55 - 145)**			**SW846 8081A**
	114 DIL,p	**(55 - 145)**	**47**	**(0-41)**	**SW846 8081A**
Endrin ketone	**60 DIL,a**	**(65 - 135)**			**SW846 8081A**
	100 DIL,p	**(65 - 135)**	**50**	**(0-32)**	**SW846 8081A**
Endrin aldehyde	**58 DIL**	**(35 - 145)**			**SW846 8081A**
	95 DIL,p	**(35 - 145)**	**48**	**(0-29)**	**SW846 8081A**
alpha-Chlordane	**194 DIL,a**	**(65 - 120)**			**SW846 8081A**
	345 DIL,a	**(65 - 120)**	**38**	**(0-65)**	**SW846 8081A**

(Continued on next page)

MATRIX SPIKE SAMPLE EVALUATION REPORT

GC Semivolatiles

Client Lot #...: A0B240490 **Work Order #...:** LV2D21CC-MS **Matrix.....:** SO
MS Lot-Sample #: A0B240490-003 LV2D21CD-MSD

PARAMETER	PERCENT RECOVERY	RECOVERY LIMITS	RPD	RPD LIMITS	METHOD
gamma-Chlordane	**91 DIL**	**(65 - 125)**			**SW846 8081A**
	215	**(65 - 125)**	**49**	**(0-36)**	**SW846 8081A**
	Qualifiers: DIL,a,p				

SURROGATE	PERCENT RECOVERY	RECOVERY LIMITS
Tetrachloro-m-xylene	95 DIL	(70 - 125)
	99 DIL	(70 - 125)
Decachlorobiphenyl	97 DIL	(55 - 130)
	114 DIL	(55 - 130)

NOTE(S):

Calculations are performed before rounding to avoid round-off errors in calculated results.

Bold print denotes control parameters

DIL The concentration is estimated or not reported due to dilution or the presence of interfering analytes.

Results and reporting limits have been adjusted for dry weight.

p Relative percent difference (RPD) is outside stated control limits.

a Spiked analyte recovery is outside stated control limits.

MATRIX SPIKE SAMPLE DATA REPORT

GC Semivolatiles

Client Lot #...: A0B240490 **Work Order #...:** LV2D21CC-MS **Matrix.....:** SO
MS Lot-Sample #: A0B240490-003 LV2D21CD-MSD
Date Sampled...: 02/23/10 10:25 **Date Received..:** 02/24/10
Prep Date.....: 02/25/10 **Analysis Date..:** 03/11/10
Prep Batch #...: 0056031
Dilution Factor: 20 **Initial Wgt/Vol:** 30.14 g **Final Wgt/Vol..:** 10 mL

PARAMETER	SAMPLE AMOUNT	SPIKE AMT	MEASRD AMOUNT	UNITS	PERCNT RECVRY	RPD	METHOD
gamma-BHC (Lindane)	**ND**	**43**	**34**	**ug/kg**	**79 DIL**		**SW846 8081A**
	ND	**43**	**39**	**ug/kg**	**91 DIL**	**13**	**SW846 8081A**
Heptachlor	**ND**	**43**	**38**	**ug/kg**	**90 DIL**		**SW846 8081A**
	ND	**43**	**42**	**ug/kg**	**98 DIL**	**8.9**	**SW846 8081A**
Aldrin	**ND**	**43**	**31**	**ug/kg**	**74 DIL**		**SW846 8081A**
	ND	**43**	**35**	**ug/kg**	**81 DIL**	**9.5**	**SW846 8081A**
Dieldrin	**ND**	**43**	**29**	**ug/kg**	**68 DIL**		**SW846 8081A**
	ND	**43**	**38**	**ug/kg**	**88 DIL**	**25**	**SW846 8081A**
Endrin	**ND**	**43**	**31**	**ug/kg**	**74 DIL**		**SW846 8081A**
	ND	**43**	**41**	**ug/kg**	**96 DIL**	**27**	**SW846 8081A**
4,4'-DDT	**ND**	**43**	**33**	**ug/kg**	**78 DIL**		**SW846 8081A**
	ND	**43**	**46**	**ug/kg**	**107**	**32**	**SW846 8081A**
	Qualifiers: DIL						
alpha-BHC	**ND**	**43**	**34**	**ug/kg**	**79 DIL**		**SW846 8081A**
	ND	**43**	**39**	**ug/kg**	**92 DIL**	**15**	**SW846 8081A**
beta-BHC	**ND**	**43**	**31**	**ug/kg**	**72 DIL**		**SW846 8081A**
	ND	**43**	**44**	**ug/kg**	**104**	**36**	**SW846 8081A**
	Qualifiers: DIL						
delta-BHC	**ND**	**43**		**ug/kg**	**53**		**SW846 8081A**
	Qualifiers: DIL,a						
	ND	**43**	**34**	**ug/kg**	**80**	**41**	**SW846 8081A**
	Qualifiers: DIL,p						
Heptachlor epoxide	**ND**	**43**	**35**	**ug/kg**	**82 DIL**		**SW846 8081A**
	ND	**43**	**46**	**ug/kg**	**108**	**27**	**SW846 8081A**
	Qualifiers: DIL						
Endosulfan I	**ND**	**43**	**29**	**ug/kg**	**67 DIL**		**SW846 8081A**
	ND	**43**	**35**	**ug/kg**	**82 DIL**	**21**	**SW846 8081A**
4,4'-DDE	**ND**	**43**	**38**	**ug/kg**	**89 DIL**		**SW846 8081A**
	ND	**43**	**50**	**ug/kg**	**118**	**28**	**SW846 8081A**
	Qualifiers: DIL						
Endosulfan II	**ND**	**43**	**26**	**ug/kg**	**61 DIL**		**SW846 8081A**
	ND	**43**	**41**	**ug/kg**	**96**	**44**	**SW846 8081A**
	Qualifiers: DIL,p						
4,4'-DDD	**ND**	**43**	**38**	**ug/kg**	**90 DIL**		**SW846 8081A**
	ND	**43**	**65**	**ug/kg**	**152**	**51**	**SW846 8081A**
	Qualifiers: DIL,a,p						
Endosulfan sulfate	**ND**	**43**	**28**	**ug/kg**	**66 DIL**		**SW846 8081A**
	ND	**43**	**46**	**ug/kg**	**108**	**49**	**SW846 8081A**
	Qualifiers: DIL,p						

(Continued on next page)

MATRIX SPIKE SAMPLE DATA REPORT

GC Semivolatiles

Client Lot #...: A0B240490 **Work Order #...:** LV2D21CC-MS **Matrix.....:** SO
MS Lot-Sample #: A0B240490-003 LV2D21CD-MSD

PARAMETER	SAMPLE AMOUNT	SPIKE AMT	MEASRD AMOUNT	UNITS	PERCNT RECVRY	RPD	METHOD
Methoxychlor	**ND**	**43**		**ug/kg**	**71 DIL**		**SW846 8081A**
	ND	**43**	**49**	**ug/kg**	**114**	**47**	**SW846 8081A**
	Qualifiers:	DIL,p					
Endrin ketone	**ND**	**43**	**26**	**ug/kg**	**60**		**SW846 8081A**
	Qualifiers:	DIL,a					
	ND	**43**	**43**	**ug/kg**	**100**	**50**	**SW846 8081A**
	Qualifiers:	DIL,p					
Endrin aldehyde	**ND**	**43**		**ug/kg**	**58 DIL**		**SW846 8081A**
	ND	**43**	**40**	**ug/kg**	**95**	**48**	**SW846 8081A**
	Qualifiers:	DIL,p					
alpha-Chlordane	**57**	**43**	**140**	**ug/kg**	**194**		**SW846 8081A**
	Qualifiers:	DIL,a					
	57	**43**	**200**	**ug/kg**	**345**	**38**	**SW846 8081A**
	Qualifiers:	DIL,a					
gamma-Chlordane	**42**	**43**	**81**	**ug/kg**	**91 DIL**		**SW846 8081A**
	42	**43**	**130**	**ug/kg**	**215**	**49**	**SW846 8081A**
	Qualifiers:	DIL,a,p					

SURROGATE	PERCENT RECOVERY	RECOVERY LIMITS
Tetrachloro-m-xylene	95 DIL	(70 - 125)
	99 DIL	(70 - 125)
Decachlorobiphenyl	97 DIL	(55 - 130)
	114 DIL	(55 - 130)

NOTE(S):

Calculations are performed before rounding to avoid round-off errors in calculated results.

Bold print denotes control parameters

DIL The concentration is estimated or not reported due to dilution or the presence of interfering analytes.

Results and reporting limits have been adjusted for dry weight.

p Relative percent difference (RPD) is outside stated control limits.

a Spiked analyte recovery is outside stated control limits.

TestAmerica North Canton

PESTICIDES 8081/608

Data file : \\cansvr11\dd\chem\GCS\a2hp9.i\100310-1.b\033F3301.D
Lab Smp Id: LV2D21CC Client Smp ID: B12SB-028-5087-SO
Inj Date : 11-MAR-2010 14:24
Operator : 093905 Inst ID: a2hp9.i
Smp Info : LV2D21CC,20
Misc Info : 13-PEST.SUB,SOIL(33.3).SPK
Comment   :
Method   : \\cansvr11\dd\chem\GCS\a2hp9.i\100310-1.b\PEST9.m
Meth Date : 12-Mar-2010 06:35 vandorenc Quant Type: ESTD
Cal Date : 09-MAR-2010 13:48 Cal File: 013F1301.D
Als bottle: 33 QC Sample: MS
Dil Factor: 20.00000
Integrator: Falcon Compound Sublist: 13-PEST.SUB
Target Version: 4.14 Sample Matrix: SOIL
Processing Host: CANPGCSV23

Concentration Formula: Amt * DF * Vt*Vi/Ws * CpndVariable

Name	Value	Description
DF	20.000	Dilution Factor
Vt	10000.000	Volume of final extract
Vi	1.000	volume injected
Ws	30.140	initial volume of sample
Cpnd Variable		Local Compound Variable

				CONCENTRATIONS ON-COL (ng)	FINAL (ug/Kg)	TARGET RANGE	RATIO
RT	EXP RT	DLT RT	RESPONSE				
$ 1 Tetrachloro-m-xylene						CAS #: 877-09-8	
3.797	3.796	0.001	76912	9e-004	0.1897		
4 alpha-BHC						CAS #: 319-84-6	
4.498	4.498	0.000	507658	0.00396	26.28		
5 gamma-BHC (Lindane)						CAS #: 58-89-9	
4.921	4.921	0.000	632113	0.00398	26.43		
6 beta-BHC						CAS #: 319-85-7	
5.069	5.069	0.000	141374	0.00363	24.12		
7 delta-BHC						CAS #: 319-86-8	
5.318	5.316	0.002	413848	0.00265	17.60		
		Sum of Peak Concentrations =			17.60		
8 Heptachlor						CAS #: 76-44-8	
5.641	5.641	0.000	326428	0.00451	29.90		

```
--------------------------------------------------------------------------------
   10 Aldrin                                      CAS #: 309-00-2
6.170    6.169    0.001          561975 0.00369    24.50
--------------------------------------------------------------------------------
```

RT	EXP RT	DLT RT	RESPONSE	CONCENTRATIONS ON-COL (ng)	FINAL (ug/Kg)	TARGET RANGE	RATIO
12 Heptachlor epoxide					CAS #: 1024-57-3		
7.608	7.605	0.003	185203	0.00414	27.46		
13 gamma-Chlordane					CAS #: 5103-74-2		
7.910	7.906	0.004	451962	0.00951	63.10		(R)
14 alpha-Chlordane					CAS #: 5103-71-9		
8.216	8.219	-0.003	805961	0.01645	109.2		(R)
15 Endosulfan I					CAS #: 959-98-8		
8.475	8.475	0.000	155433	0.00335	22.23		
16 4,4'-DDE					CAS #: 72-55-9		
8.547	8.544	0.003	568343	0.00445	29.51		
17 Dieldrin					CAS #: 60-57-1		
8.988	8.986	0.002	465911	0.00342	22.70		
18 Endrin					CAS #: 72-20-8		
9.413	9.410	0.003	184080	0.00370	24.52		
20 4,4'-DDD					CAS #: 72-54-8		
9.722	9.724	-0.002	432469	0.00451	29.93		
22 Endosulfan II					CAS #: 33213-65-9		
9.835	9.833	0.002	151350	0.00307	20.40		
23 4,4'-DDT					CAS #: 50-29-3		
10.215	10.213	0.002	409238	0.00391	25.95		
25 Endrin aldehyde					CAS #: 7421-93-4		
10.592	10.587	0.005	120665	0.00291	19.32		
27 Methoxychlor					CAS #: 72-43-5		
11.113	11.110	0.003	179714	0.00355	23.55		
28 Endosulfan sulfate					CAS #: 1031-07-8		
11.290	11.288	0.002	329585	0.00329	21.85		
29 Endrin ketone					CAS #: 53494-70-5		
11.682	11.681	0.001	178435	0.00301	19.96		
$ 30 Decachlorobiphenyl					CAS #: 2051-24-3		
13.237	13.235	0.002	52623	1e-003	0.1942		

QC Flag Legend

R - Spike/Surrogate failed recovery limits.

Data File: \\cansvr11\dd\chem\GCS\a2hp9.i\100310-1.b\033F3301.D

Date : 11-MAR-2010 14:24

Client ID: B12SB-028-5087-SO

Instrument: a2hp9.i

Sample Info: LV2D21CC,20

Volume Injected (uL): 1.0

Operator: 093905

Column phase: clp pesticides I

Column diameter: 0.53

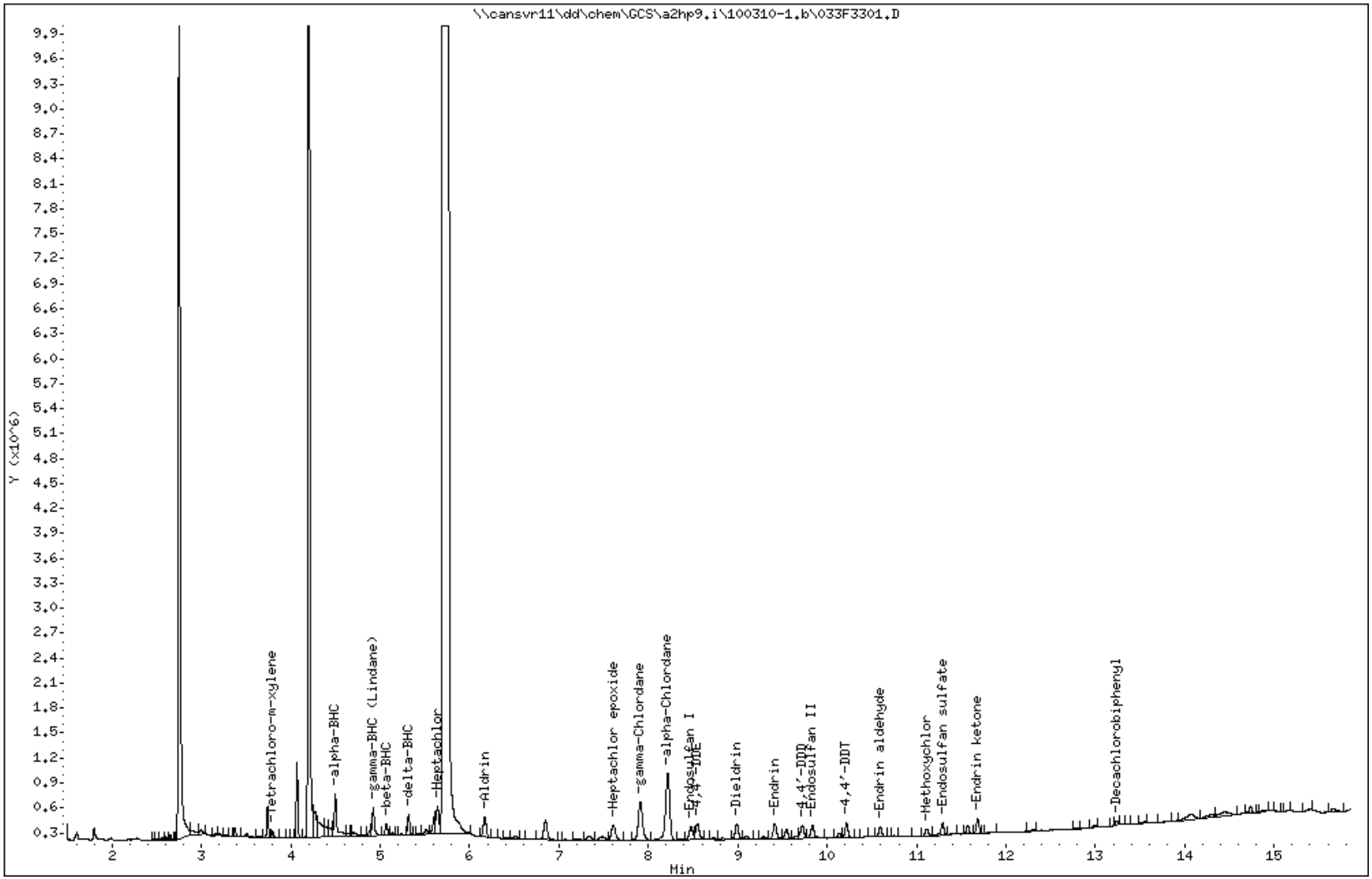

COMPOUNDS and EXP. RT REPORT

Operator: 093905 Date Acquired: 11-MAR-2010 14:24
Data File: //cansvr11/dd/chem/GCS/a2hp9.i/100310-1.b/033F3301.D
Lab Sample ID: LV2D21CC
Misc. Info: 13-PEST.SUB,SOIL(33.3).SPK
Instrument: a2hp9.i
Method: \\cansvr11\dd\chem\GCS\a2hp9.i\100310-1.b\PEST9.m
Dilution Factor: 20

	Compound	RT	Area	Amount	Conc
1)	Tetrachloro-m-xylene	3.798	107529	0.001	0.190 ug/Kg
4)	alpha-BHC	4.498	1121274	0.004	26.283 ug/Kg
5)	gamma-BHC (Lindane)	4.922	632113	0.004	26.428 ug/Kg
6)	beta-BHC	5.069	267806	0.004	24.117 ug/Kg
7)	delta-BHC	5.318	413848	0.003	17.605 ug/Kg
8)	Heptachlor	5.642	732406	0.005	29.899 ug/Kg
10)	Aldrin	6.170	561975	0.004	24.506 ug/Kg
12)	Heptachlor epoxide	7.608	601574	0.004	27.463 ug/Kg
13)	gamma-Chlordane	7.911	1488501	0.010	63.104 ug/Kg
14)	alpha-Chlordane	8.217	2640379	0.016	109.178 ug/Kg
15)	Endosulfan I	8.476	421831	0.003	22.230 ug/Kg
16)	4,4'-DDE	8.548	568343	0.004	29.507 ug/Kg
17)	Dieldrin	8.988	465911	0.003	22.698 ug/Kg
18)	Endrin	9.413	495813	0.004	24.522 ug/Kg
20)	4,4'-DDD	9.723	432469	0.005	29.933 ug/Kg
22)	Endosulfan II	9.835	428180	0.003	20.396 ug/Kg
23)	4,4'-DDT	10.216	409238	0.004	25.950 ug/Kg
25)	Endrin aldehyde	10.593	294074	0.003	19.320 ug/Kg
27)	Methoxychlor	11.113	179714	0.004	23.552 ug/Kg
28)	Endosulfan sulfate	11.290	329585	0.003	21.854 ug/Kg
29)	Endrin ketone	11.683	370915	0.003	19.965 ug/Kg
30)	Decachlorobiphenyl	13.238	100483	0.001	0.194 ug/Kg

TestAmerica North Canton

PESTICIDES 8081/608

Data file : \\cansvr11\dd\chem\GCS\a2hp9.i\100310-1.b\100310-1.b\033F3301.D
Lab Smp Id: LV2D21CC Client Smp ID: B12SB-028-5087-SO
Inj Date : 11-MAR-2010 14:24
Operator : 093905 Inst ID: a2hp9.i
Smp Info : LV2D21CC,20
Misc Info : 13-PEST.SUB,SOIL(33.3).SPK
Comment :
Method : \\cansvr11\dd\chem\GCS\a2hp9.i\100310-1.b\PEST9.m\PEST9r.m
Meth Date : 12-Mar-2010 06:57 vandorenc Quant Type: ESTD
Cal Date : 09-MAR-2010 13:48 Cal File: 013F1301.D
Als bottle: 33 QC Sample: MS
Dil Factor: 20.00000
Integrator: Falcon Compound Sublist: 13-PEST.SUB
Target Version: 4.14 Sample Matrix: SOIL
Processing Host: CANPGCSV23

Concentration Formula: Amt * DF * Vt*Vi/Ws * CpndVariable

Name	Value	Description
DF	20.000	Dilution Factor
Vt	10000.000	Volume of final extract
Vi	1.000	volume injected
Ws	30.140	initial volume of sample
Cpnd Variable		Local Compound Variable

				CONCENTRATIONS ON-COL ng	FINAL (ug/Kg)	TARGET RANGE	RATIO	
RT	EXP RT	DLT RT	RESPONSE					
$ 1 Tetrachloro-m-xylene						CAS #: 877-09-8		
4.370	4.371	-0.001	203528	0.00430	0.8599			(R)
4 alpha-BHC						CAS #: 319-84-6		
5.291	5.291	0.000	350576	0.00334	22.18			
5 gamma-BHC (Lindane)						CAS #: 58-89-9		
5.948	5.947	0.001	308913	0.00325	21.59			
6 beta-BHC						CAS #: 319-85-7		
6.178	6.152	0.026	21467586	0.52494	3483			(R)
7 delta-BHC						CAS #: 319-86-8		
6.808	6.808	0.000	719634	0.00785	52.07			(R)
8 Heptachlor						CAS #: 76-44-8		
6.926	6.926	0.000	466253	0.00523	34.68			

```
   10 Aldrin                                      CAS #: 309-00-2
7.753    7.751    0.002          132278 0.00447    29.63
--------------------------------------------------------------------------------
```

RT	EXP RT	DLT RT	RESPONSE	CONCENTRATIONS ON-COL (ng)	FINAL (ug/Kg)	TARGET RANGE	RATIO	
12 Heptachlor epoxide						CAS #: 1024-57-3		
Peaks not detected for Quant. or Qual. signal(s).								
13 gamma-Chlordane						CAS #: 5103-74-2		
9.484	9.482	0.002	748861	0.00953	63.23			(R)
14 alpha-Chlordane						CAS #: 5103-71-9		
9.770	9.768	0.002	832937	0.01078	71.56			(R)
15 Endosulfan I						CAS #: 959-98-8		
9.835	9.831	0.004	235828	0.00327	21.68			
16 4,4'-DDE						CAS #: 72-55-9		
10.175	10.175	0.000	129922	0.00428	28.42			
17 Dieldrin						CAS #: 60-57-1		
10.332	10.330	0.002	289339	0.00384	25.51			
18 Endrin						CAS #: 72-20-8		
10.833	10.831	0.002	234326	0.00358	23.74			
21 4,4'-DDD						CAS #: 72-54-8		
11.149	11.147	0.002	87933	0.00361	23.95			
22 Endosulfan II						CAS #: 33213-65-9		
11.193	11.191	0.002	95591	0.00314	20.83			
24 4,4'-DDT						CAS #: 50-29-3		
11.630	11.630	0.000	111284	0.00424	28.14			
25 Endrin aldehyde						CAS #: 7421-93-4		
11.739	11.737	0.002	127798	0.00256	16.98			
26 Endosulfan sulfate						CAS #: 1031-07-8		
12.161	12.160	0.001	80995	0.00296	19.63			
27 Methoxychlor						CAS #: 72-43-5		
12.680	12.679	0.001	85983	0.00333	22.07			
29 Endrin ketone						CAS #: 53494-70-5		
12.898	12.898	0.000	209427	0.00312	20.70			
$ 30 Decachlorobiphenyl						CAS #: 2051-24-3		
14.655	14.650	0.005	116720	0.00196	0.3922			(R)

QC Flag Legend

R - Spike/Surrogate failed recovery limits.

Data File: \\cansvr11\dd\chem\GCS\a2hp9.i\100310-1.b\100310-1.b\033F3301.D

Date : 11-MAR-2010 14:24

Client ID: B12SB-028-5087-SO

Instrument: a2hp9.i

Sample Info: LV2D21CC,20

Volume Injected (uL): 1.0

Operator: 093905

Column phase: clp pesticides II

Column diameter: 0.53

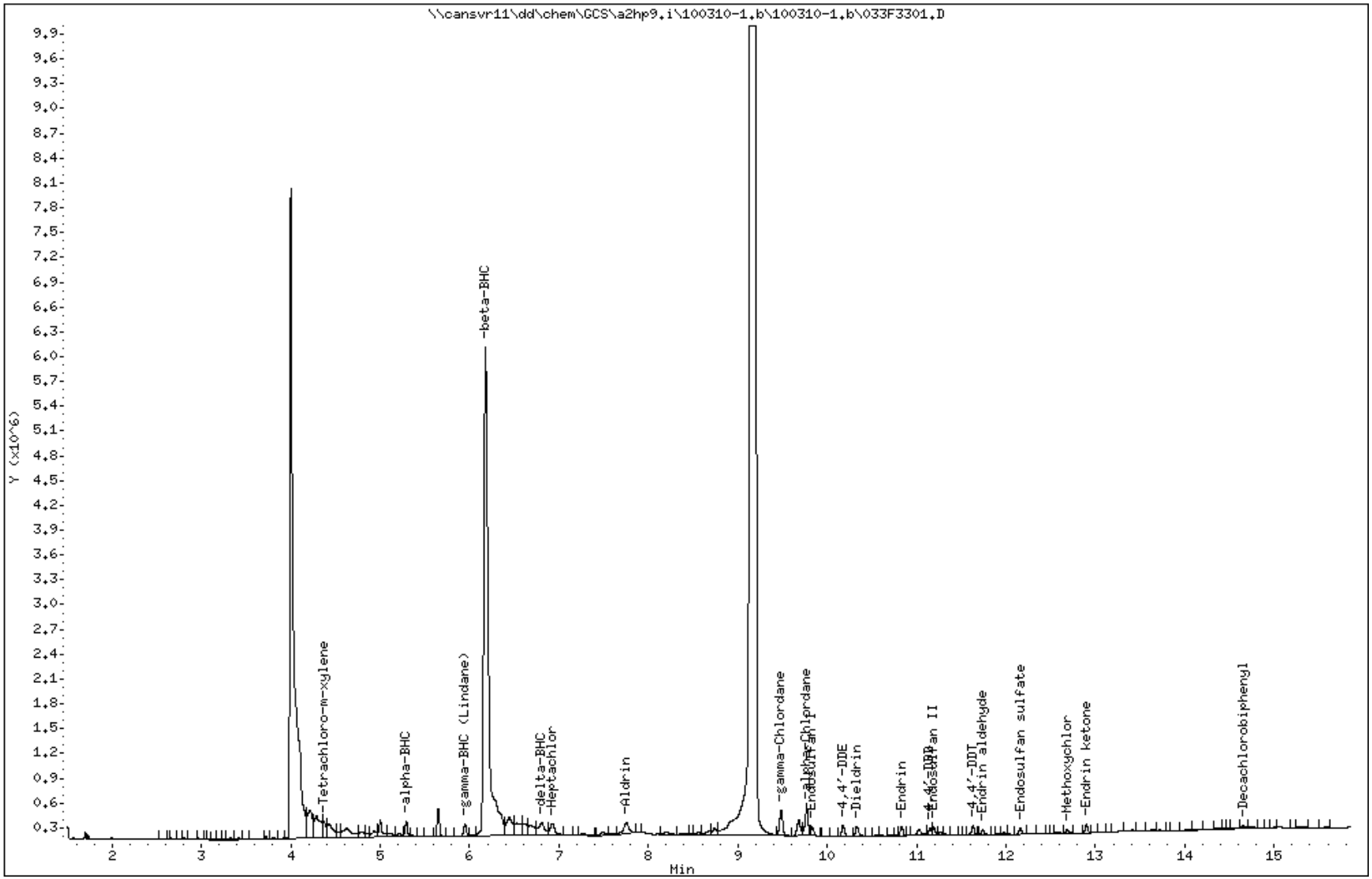

COMPOUNDS and EXP. RT REPORT

Operator: 093905 Date Acquired: 11-MAR-2010 14:24
Data File: //cansvr11/dd/chem/GCS/a2hp9.i/100310-1.b/100310-1.b/033F3301.D
Lab Sample ID: LV2D21CC
Misc. Info: 13-PEST.SUB,SOIL(33.3).SPK
Instrument: a2hp9.i
Method: \\cansvr11\dd\chem\GCS\a2hp9.i\100310-1.b\PEST9.m\PEST9r.m
Dilution Factor: 20

Compound	RT	Area	Amount	Conc
1) Tetrachloro-m-xylene	4.371	468198	0.004	0.860 ug/Kg
4) alpha-BHC	5.292	350576	0.003	22.186 ug/Kg
5) gamma-BHC (Lindane)	5.948	308913	0.003	21.589 ug/Kg
6) beta-BHC	6.178	21467586	0.525	3483.322 ug/Kg
7) delta-BHC	6.808	719634	0.008	52.073 ug/Kg
8) Heptachlor	6.927	466253	0.005	34.681 ug/Kg
10) Aldrin	7.753	519629	0.004	29.630 ug/Kg
12) Heptachlor epoxide	NOT DETECTED Expected RT = 9.098			
13) gamma-Chlordane	9.484	748861	0.010	63.233 ug/Kg
14) alpha-Chlordane	9.771	832937	0.011	71.565 ug/Kg
15) Endosulfan I	9.835	235828	0.003	21.684 ug/Kg
16) 4,4'-DDE	10.176	302567	0.004	28.423 ug/Kg
17) Dieldrin	10.333	289339	0.004	25.507 ug/Kg
18) Endrin	10.833	234326	0.004	23.743 ug/Kg
21) 4,4'-DDD	11.149	198364	0.004	23.952 ug/Kg
22) Endosulfan II	11.193	209117	0.003	20.834 ug/Kg
24) 4,4'-DDT	11.630	233683	0.004	28.138 ug/Kg
25) Endrin aldehyde	11.739	127798	0.003	16.982 ug/Kg
26) Endosulfan sulfate	12.162	168849	0.003	19.631 ug/Kg
27) Methoxychlor	12.681	85983	0.003	22.073 ug/Kg
29) Endrin ketone	12.898	209427	0.003	20.697 ug/Kg
30) Decachlorobiphenyl	14.655	116720	0.002	0.392 ug/Kg

TestAmerica North Canton

PESTICIDES 8081/608

Data file : \\cansvr11\dd\chem\GCS\a2hp9.i\100310-1.b\034F3401.D
Lab Smp Id: LV2D21CD Client Smp ID: B12SB-028-5087-SO
Inj Date : 11-MAR-2010 14:49
Operator : 093905 Inst ID: a2hp9.i
Smp Info : LV2D21CD,20
Misc Info : 13-PEST.SUB,SOIL(33.3).SPK
Comment   :
Method   : \\cansvr11\dd\chem\GCS\a2hp9.i\100310-1.b\PEST9.m
Meth Date : 12-Mar-2010 06:35 vandorenc Quant Type: ESTD
Cal Date : 09-MAR-2010 13:48 Cal File: 013F1301.D
Als bottle: 34 QC Sample: MSD
Dil Factor: 20.00000
Integrator: Falcon Compound Sublist: 13-PEST.SUB
Target Version: 4.14 Sample Matrix: SOIL
Processing Host: CANPGCSV23

Concentration Formula: Amt * DF * Vt*Vi/Ws * CpndVariable

Name	Value	Description
DF	20.000	Dilution Factor
Vt	10000.000	Volume of final extract
Vi	1.000	volume injected
Ws	30.060	initial volume of sample
Cpnd Variable		Local Compound Variable

				CONCENTRATIONS ON-COL	FINAL		
RT	EXP RT	DLT RT	RESPONSE	(ng)	(ug/Kg)	TARGET RANGE	RATIO
$ 1 Tetrachloro-m-xylene						CAS #: 877-09-8	
3.797	3.796	0.001	80470	1e-003	0.1985		
4 alpha-BHC						CAS #: 319-84-6	
4.499	4.498	0.001	590080	0.00460	30.63		
5 gamma-BHC (Lindane)						CAS #: 58-89-9	
4.922	4.921	0.001	721546	0.00455	30.25		
6 beta-BHC						CAS #: 319-85-7	
5.070	5.069	0.001	202548	0.00521	34.64		
7 delta-BHC						CAS #: 319-86-8	
5.318	5.316	0.002	623963	0.00400	26.61		
		Sum of Peak Concentrations =			26.61		
8 Heptachlor						CAS #: 76-44-8	
5.642	5.641	0.001	355921	0.00491	32.69		

```
--------------------------------------------------------------------------------
   10 Aldrin                                      CAS #: 309-00-2
6.171    6.169    0.002          616443 0.00405    26.95
--------------------------------------------------------------------------------
```

RT	EXP RT	DLT RT	RESPONSE	CONCENTRATIONS ON-COL (ng)	FINAL (ug/Kg)	TARGET RANGE	RATIO	
12 Heptachlor epoxide					CAS #: 1024-57-3			
7.608	7.605	0.003	242515	0.00542	36.06			
13 gamma-Chlordane					CAS #: 5103-74-2			
7.911	7.906	0.005	745467	0.01569	104.4			(R)
14 alpha-Chlordane					CAS #: 5103-71-9			
8.218	8.219	-0.001	1175162	0.02399	159.6			(R)
15 Endosulfan I					CAS #: 959-98-8			
8.477	8.475	0.002	191430	0.00413	27.45			
16 4,4'-DDE					CAS #: 72-55-9			
8.548	8.544	0.004	752892	0.00589	39.19			
17 Dieldrin					CAS #: 60-57-1			
8.991	8.986	0.005	600125	0.00441	29.31			
18 Endrin					CAS #: 72-20-8			
9.415	9.410	0.005	240418	0.00483	32.11			
20 4,4'-DDD					CAS #: 72-54-8			
9.723	9.724	-0.001	727555	0.00759	50.49			
22 Endosulfan II					CAS #: 33213-65-9			
9.836	9.833	0.003	236774	0.00481	31.99			
23 4,4'-DDT					CAS #: 50-29-3			
10.218	10.213	0.005	561160	0.00536	35.68			
25 Endrin aldehyde					CAS #: 7421-93-4			
10.591	10.587	0.004	196617	0.00474	31.56			
27 Methoxychlor					CAS #: 72-43-5			
11.113	11.110	0.003	288644	0.00570	37.93			
28 Endosulfan sulfate					CAS #: 1031-07-8			
11.291	11.288	0.003	540774	0.00540	35.95			
29 Endrin ketone					CAS #: 53494-70-5			
11.685	11.681	0.004	295559	0.00498	33.16			
$ 30 Decachlorobiphenyl					CAS #: 2051-24-3			
13.240	13.235	0.005	61626	0.00114	0.2275			

QC Flag Legend

R - Spike/Surrogate failed recovery limits.

Data File: \\cansvr11\dd\chem\GCS\a2hp9.i\100310-1.b\034F3401.D

Date : 11-MAR-2010 14:49

Client ID: B12SB-028-5087-SO

Instrument: a2hp9.i

Sample Info: LV2D21CD,20

Volume Injected (uL): 1.0

Operator: 093905

Column phase: clp pesticides I

Column diameter: 0.53

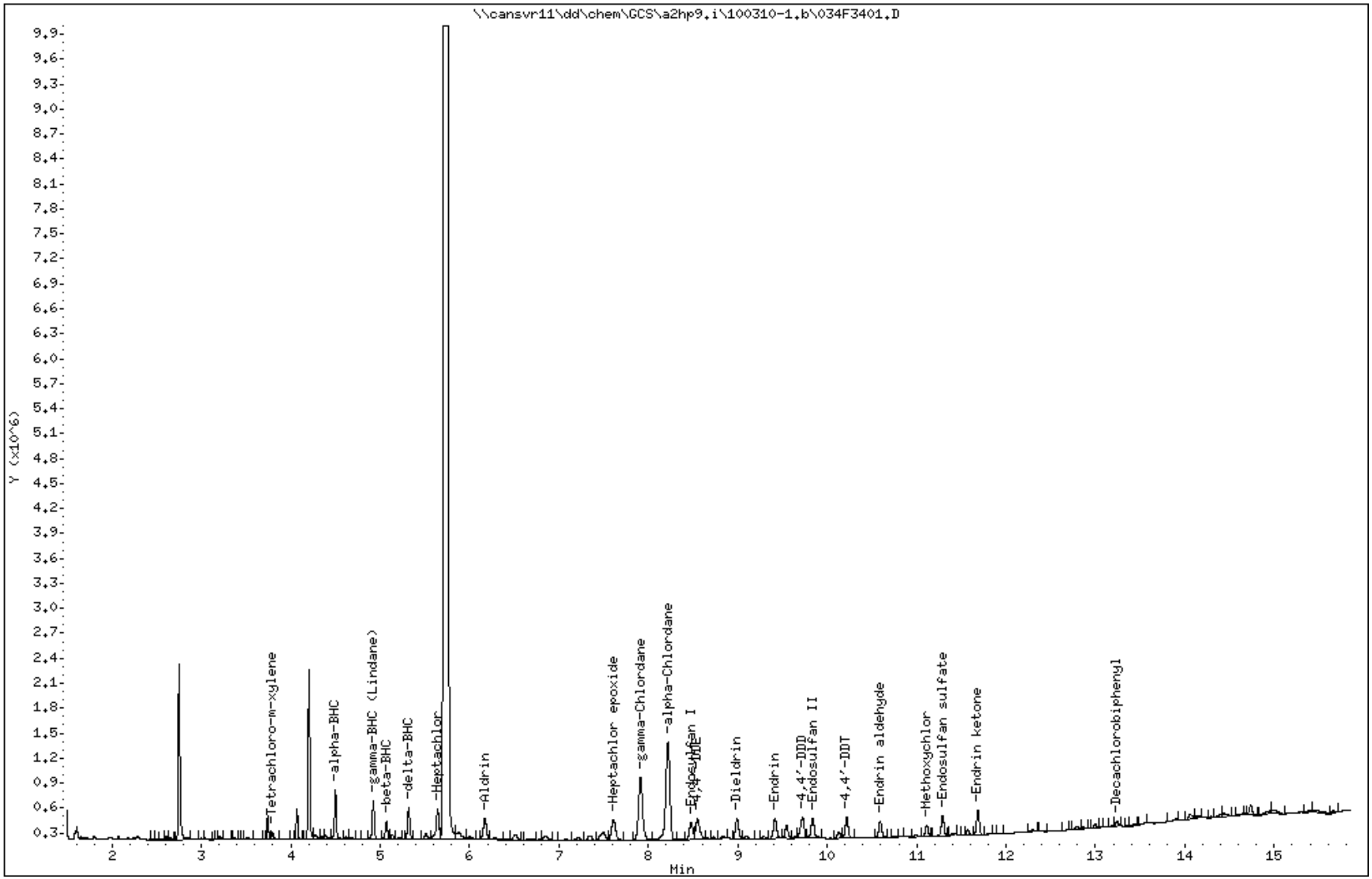

COMPOUNDS and EXP. RT REPORT

Operator: 093905 Date Acquired: 11-MAR-2010 14:49
Data File: //cansvr11/dd/chem/GCS/a2hp9.i/100310-1.b/034F3401.D
Lab Sample ID: LV2D21CD
Misc. Info: 13-PEST.SUB,SOIL(33.3).SPK
Instrument: a2hp9.i
Method: \\cansvr11\dd\chem\GCS\a2hp9.i\100310-1.b\PEST9.m
Dilution Factor: 20

Compound	RT	Area	Amount	Conc
1) Tetrachloro-m-xylene	3.798	128393	0.001	0.198 ug/Kg
4) alpha-BHC	4.499	874494	0.005	30.631 ug/Kg
5) gamma-BHC (Lindane)	4.923	721546	0.005	30.247 ug/Kg
6) beta-BHC	5.070	348970	0.005	34.644 ug/Kg
7) delta-BHC	5.319	623963	0.004	26.615 ug/Kg
8) Heptachlor	5.643	827500	0.005	32.687 ug/Kg
10) Aldrin	6.171	616443	0.004	26.952 ug/Kg
12) Heptachlor epoxide	7.609	791392	0.005	36.058 ug/Kg
13) gamma-Chlordane	7.912	2359307	0.016	104.361 ug/Kg
14) alpha-Chlordane	8.219	3796090	0.024	159.614 ug/Kg
15) Endosulfan I	8.478	510629	0.004	27.452 ug/Kg
16) 4,4'-DDE	8.549	752892	0.006	39.193 ug/Kg
17) Dieldrin	8.991	600125	0.004	29.314 ug/Kg
18) Endrin	9.415	627654	0.005	32.112 ug/Kg
20) 4,4'-DDD	9.724	727555	0.008	50.491 ug/Kg
22) Endosulfan II	9.837	631625	0.005	31.993 ug/Kg
23) 4,4'-DDT	10.219	561160	0.005	35.678 ug/Kg
25) Endrin aldehyde	10.592	466851	0.005	31.565 ug/Kg
27) Methoxychlor	11.114	288644	0.006	37.928 ug/Kg
28) Endosulfan sulfate	11.292	540774	0.005	35.952 ug/Kg
29) Endrin ketone	11.685	616548	0.005	33.159 ug/Kg
30) Decachlorobiphenyl	13.240	125544	0.001	0.227 ug/Kg

TestAmerica North Canton

PESTICIDES 8081/608

Data file : \\cansvr11\dd\chem\GCS\a2hp9.i\100310-1.b\100310-1.b\034F3401.D
Lab Smp Id: LV2D21CD Client Smp ID: B12SB-028-5087-SO
Inj Date : 11-MAR-2010 14:49
Operator : 093905 Inst ID: a2hp9.i
Smp Info : LV2D21CD,20
Misc Info : 13-PEST.SUB,SOIL(33.3).SPK
Comment :
Method : \\cansvr11\dd\chem\GCS\a2hp9.i\100310-1.b\PEST9.m\PEST9r.m
Meth Date : 12-Mar-2010 06:57 vandorenc Quant Type: ESTD
Cal Date : 09-MAR-2010 13:48 Cal File: 013F1301.D
Als bottle: 34 QC Sample: MSD
Dil Factor: 20.00000
Integrator: Falcon Compound Sublist: 13-PEST.SUB
Target Version: 4.14 Sample Matrix: SOIL

Concentration Formula: Amt * DF * Vt*Vi/Ws * CpndVariable

Name	Value	Description
DF	20.000	Dilution Factor
Vt	10000.000	Volume of final extract
Vi	1.000	volume injected
Ws	30.060	initial volume of sample
Cpnd Variable		Local Compound Variable

				CONCENTRATIONS ON-COL	FINAL		
RT	EXP RT	DLT RT	RESPONSE	(ng)	(ug/Kg)	TARGET RANGE	RATIO
$ 1 Tetrachloro-m-xylene					CAS #: 877-09-8		
4.371	4.371	0.000	63303	0.00134	0.2674		(R)
4 alpha-BHC					CAS #: 319-84-6		
5.291	5.291	0.000	450090	0.00429	28.56		
5 gamma-BHC (Lindane)					CAS #: 58-89-9		
5.947	5.947	0.000	211593	0.00223	14.83		(R)
6 beta-BHC					CAS #: 319-85-7		
6.173	6.152	0.021	2190818	0.05357	356.4		(R)
7 delta-BHC					CAS #: 319-86-8		
6.809	6.808	0.001	401112	0.00437	29.10		
8 Heptachlor					CAS #: 76-44-8		
6.927	6.926	0.001	414355	0.00464	30.90		
10 Aldrin					CAS #: 309-00-2		

```
7.755    7.751    0.004          130023 0.00439    29.20
--------------------------------------------------------------------------------
```

RT	EXP RT	DLT RT	RESPONSE	CONCENTRATIONS ON-COL (ng)	FINAL (ug/Kg)	TARGET RANGE	RATIO	
12 Heptachlor epoxide					CAS #: 1024-57-3			
9.107	9.097	0.010	398191	0.00503	33.46			(M)
13 gamma-Chlordane					CAS #: 5103-74-2			
9.486	9.482	0.004	1224932	0.01559	103.7			(R)
14 alpha-Chlordane					CAS #: 5103-71-9			
9.771	9.768	0.003	1315928	0.01704	113.4			(R)
15 Endosulfan I					CAS #: 959-98-8			
9.835	9.831	0.004	370063	0.00513	34.12			
16 4,4'-DDE					CAS #: 72-55-9			
10.178	10.175	0.003	164032	0.00541	35.98			
17 Dieldrin					CAS #: 60-57-1			
10.335	10.330	0.005	395648	0.00526	34.97			
18 Endrin					CAS #: 72-20-8			
10.834	10.831	0.003	309767	0.00473	31.47			
21 4,4'-DDD					CAS #: 72-54-8			
11.151	11.147	0.004	130699	0.00537	35.70			
22 Endosulfan II					CAS #: 33213-65-9			
11.193	11.191	0.002	138192	0.00454	30.20			
24 4,4'-DDT					CAS #: 50-29-3			
11.632	11.630	0.002	148653	0.00566	37.69			
25 Endrin aldehyde					CAS #: 7421-93-4			
11.741	11.737	0.004	228458	0.00457	30.44			
26 Endosulfan sulfate					CAS #: 1031-07-8			
12.162	12.160	0.002	146540	0.00535	35.61			
27 Methoxychlor					CAS #: 72-43-5			
12.681	12.679	0.002	126862	0.00491	32.65			
29 Endrin ketone					CAS #: 53494-70-5			
12.901	12.898	0.003	314611	0.00469	31.17			
$ 30 Decachlorobiphenyl					CAS #: 2051-24-3			
14.656	14.650	0.006	129620	0.00218	0.4356			(R)

QC Flag Legend

R - Spike/Surrogate failed recovery limits.
M - Compound response manually integrated.

Data File: \\cansvr11\dd\chem\GCS\a2hp9.i\100310-1.b\100310-1.b\034F3401.D

Date : 11-MAR-2010 14:49

Client ID: B12SB-028-5087-SO

Instrument: a2hp9.i

Sample Info: LV2D21CD,20

Volume Injected (uL): 1.0

Operator: 093905

Column phase: clp pesticides II

Column diameter: 0.53

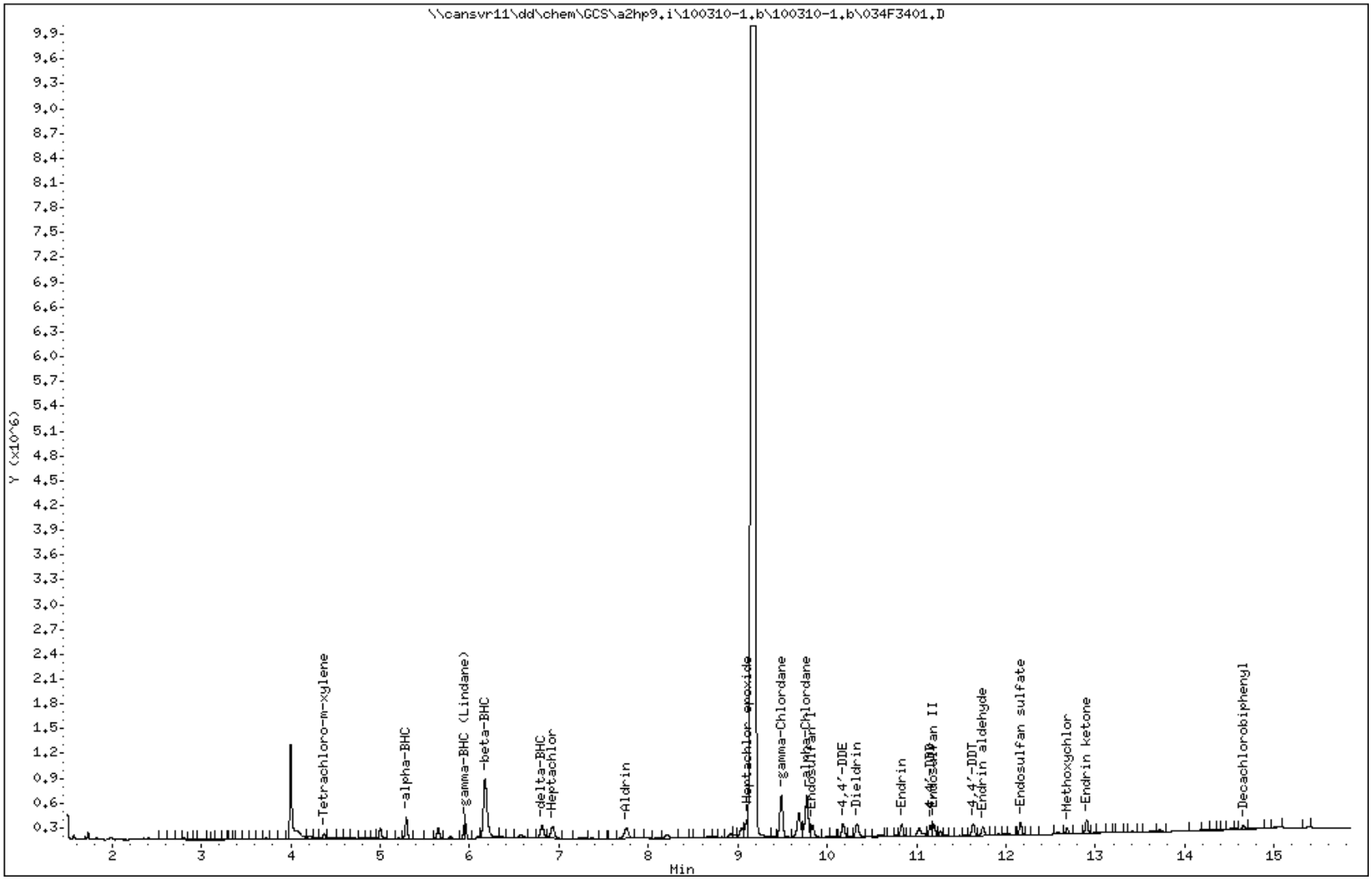

COMPOUNDS and EXP. RT REPORT

Operator: 093905 Date Acquired: 11-MAR-2010 14:49
Data File: //cansvr11/dd/chem/GCS/a2hp9.i/100310-1.b/100310-1.b/034F3401.D
Lab Sample ID: LV2D21CD
Misc. Info: 13-PEST.SUB,SOIL(33.3).SPK
Instrument: a2hp9.i
Method: \\cansvr11\dd\chem\GCS\a2hp9.i\100310-1.b\PEST9.m\PEST9r.m
Dilution Factor: 20

Compound	RT	Area	Amount	Conc
1) Tetrachloro-m-xylene	4.372	150235	0.001	0.267 ug/Kg
4) alpha-BHC	5.292	450090	0.004	28.559 ug/Kg
5) gamma-BHC (Lindane)	5.948	211593	0.002	14.827 ug/Kg
6) beta-BHC	6.174	2190818	0.054	356.427 ug/Kg
7) delta-BHC	6.809	401112	0.004	29.102 ug/Kg
8) Heptachlor	6.928	414355	0.005	30.903 ug/Kg
10) Aldrin	7.755	419251	0.004	29.203 ug/Kg
12) Heptachlor epoxide	9.108	398191	0.005	33.460 ug/Kg
13) gamma-Chlordane	9.486	1224932	0.016	103.707 ug/Kg
14) alpha-Chlordane	9.772	1315928	0.017	113.363 ug/Kg
15) Endosulfan I	9.835	370063	0.005	34.117 ug/Kg
16) 4,4'-DDE	10.179	371864	0.005	35.981 ug/Kg
17) Dieldrin	10.335	395648	0.005	34.971 ug/Kg
18) Endrin	10.834	309767	0.005	31.471 ug/Kg
21) 4,4'-DDD	11.151	272757	0.005	35.696 ug/Kg
22) Endosulfan II	11.194	289715	0.005	30.199 ug/Kg
24) 4,4'-DDT	11.633	308557	0.006	37.686 ug/Kg
25) Endrin aldehyde	11.741	228458	0.005	30.438 ug/Kg
26) Endosulfan sulfate	12.163	292949	0.005	35.612 ug/Kg
27) Methoxychlor	12.682	126862	0.005	32.654 ug/Kg
29) Endrin ketone	12.901	314611	0.005	31.174 ug/Kg
30) Decachlorobiphenyl	14.656	129620	0.002	0.436 ug/Kg

Data File Name: 034F3401.D
Inj. Date and Time: 11-MAR-2010 14:49
Instrument ID: a2hp9.i
Client ID: B12SB-028-5087-SO
Compound Name: Heptachlor epoxide
CAS #: 1024-57-3
Report Date: 03/12/2010

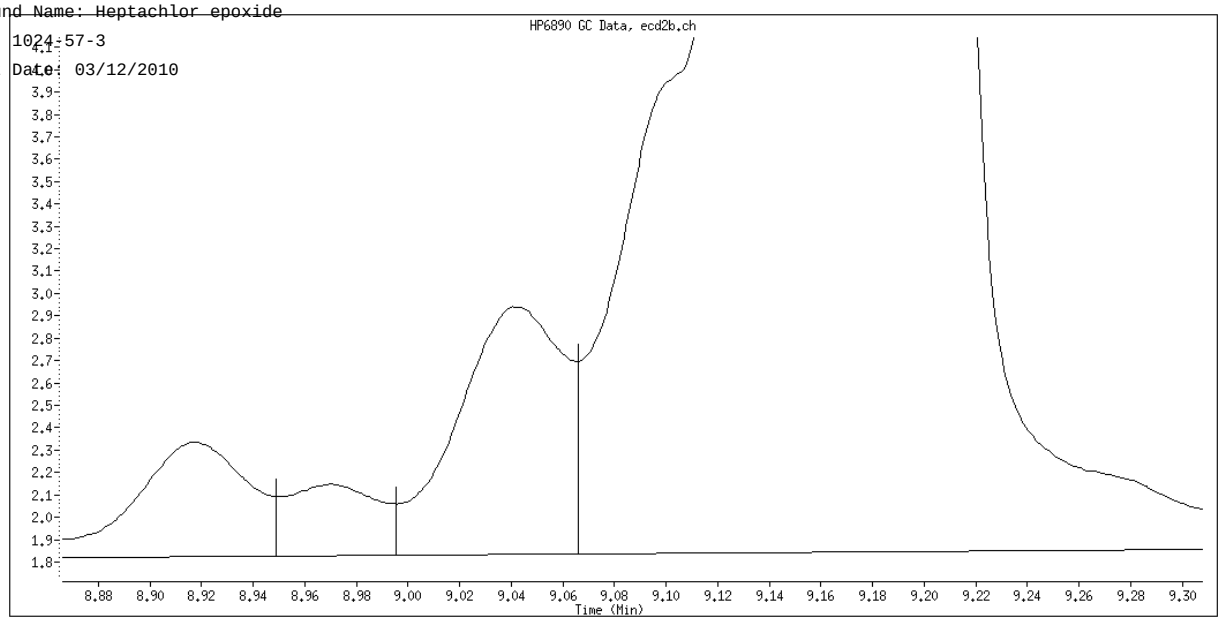

Original Integration

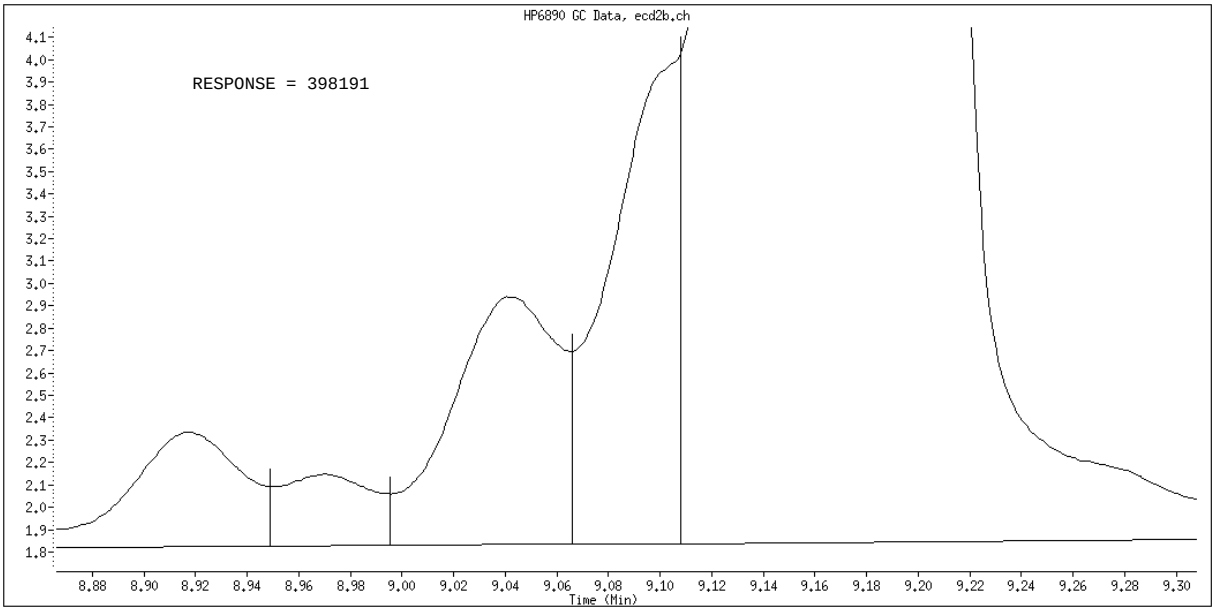

Manual Integration

Manually Integrated By: vandorenc
Manual Integration Reason: Split Peak

TestAmerica
THE LEADER IN ENVIRONMENTAL TESTING

MISCELLANEOUS DATA

TestAmerica - North Canton

GC SEMIVOLATILES INJECTION LOG Instr. a2hp9.i

Standards Codes:	Routine Maintenance Performed:	Date: 09-MAR-2010 09:21
	Cut & Cleaned: ( )	QC Batch: 100309IC-1.b
	Changed Sleeve: ( )	
	Other: ( )	

Data File	Client ID	Sample ID	ALS	DF	Analyst	Reagent	Comments
002F0201.D	PEM	PEM E006	2	1	093905		
003F0301.D	CALIB_1	AB1 G250	3	1	093905		
004F0401.D	CALIB_2	AB2 G251	4	1	093905		
005F0501.D	CALIB_3	AB3 G252	5	1	093905		
006F0601.D	CALIB_4	AB4 G253	6	1	093905		
007F0701.D	CALIB_5	AB5 G254	7	1	093905		
008F0801.D	CALIB_6	AB6 G255	8	1	093905		
009F0901.D	CCALIB_3	ICV E048	9	1	093905		
010F1001.D	CALIB_1	TOX1 G268	10	1	093905		
011F1101.D	CALIB_2	TOX2 G268	11	1	093905		
012F1201.D	CALIB_3	TOX3 G268	12	1	093905		
013F1301.D	CALIB_4	TOX4 G268	13	1	093905		
014F1401.D	CALIB_5	TOX5 G268	14	1	093905		

Witnessed By: Date: Page No. _____

TestAmerica - North Canton

GC SEMIVOLATILES INJECTION LOG Instr. a2hp9.i

Standards Codes:	Routine Maintenance Performed:	Date: 11-MAR-2010 11:58
	Cut & Cleaned: ( )	QC Batch: 100310-1.b
	Changed Sleeve: ( )	
	Other: ( )	

Data File	Client ID	Sample ID	ALS	DF	Analyst	Reagent	Comments
027F2701.D	PEM	PEM	27	1	093905		
028F2801.D	CCALIB_3	AB3	28	1	093905		
029F2901.D	MRL	MRL	29	1	093905		
030F3001.D	CCALIB_3	TOX3 G268	30	1	093905		
032F3201.D	B12SB-028-5087-SO	LV2D21AE	32	20	093905		
033F3301.D	B12SB-028-5087-SO	LV2D21OC	33	20	093905		
034F3401.D	B12SB-028-5087-SO	LV2D21CD	34	20	093905		
035F3501.D	B12SB-028-5088-SO	LV2D51AQ	35	5	093905		
036F3601.D	CPCSS-039-5017-SO	LV2FH1AE	36	1	093905		
040F4001.D	LV205BLK	LV2051AA	40	1	093905		
041F4101.D	LV205CHK	LV2051AC	41	1	093905		
042F4201.D	CCALIB_3	TOX3 G268	42	1	093905		
043F4301.D	CCALIB_3	AB3 G252	43	1	093905		
044F4401.D	MRL	MRL	44	1	093905		

Witnessed By: Date: Page No. _____

North Canton

TestAmerica Laboratories, Inc.
EXTRACTION BENCH SHEET

Run Date: 3/23/2010
Time: 12:11:24

LEV 1	LEV 2		LEV 1	LEV 2	
Y	Y	Blank	Y	Y	Weights/Volumes
Y	Y	Check	Y	Y	Spike & Surrogate Worksheet
Y	Y	MS/MSD	Y	Y	Vial contains correct volume
			Y	Y	Labels, greenbars, worksheets
			_	_	computer batch: correct & Anomalies to Extraction Method

Y Expanded Deliverable
Y COC Completed
Y Bench Sheet Copied
= Package Submitted to AnalyticalGroup
Bench Sheet Copied per COC

Extractionist: 403847 Jeff Shanklin

Concentrationist: 000123 Leslie Howell

Reviewer/Date: COASTC / 2/26/10

QC BATCH: 0056031

PREP DATE: 2/25/10
COMP DATE: 2/26/10

Pesticides (8081A)
SOXHLET (NONE,Na2SO4)
SW846 3540C

EXTR EXPR	ANL DUE	LOT#, MSRUN#/ WORK ORDER	TEST FLGS	EXT	MTH	MATRIX	INIT/FIN WT/VOL	INIT	PH"S ADJ1	ADJ2	EXTRACTION	SOLVENTS VOL	EXCHANGE	VOL	SPIKE STANDARD/ SURROGATE ID
3/09/10	0/0/0	A0B250000-031 **LV205-1-AA B**		11	QJ	SOLID	30.00g 10.00mL	0.0	NA	NA	DCM/ACE	200.0	HEXANE	36.0	1ML 2/.2 #4621
COMMENTS:															
3/09/10	0/0/0	A0B250000-031 **LV205-1-AC C**		11	QJ	SOLID	30.00g 10.00mL	0.0	NA	NA	DCM/ACE	200.0	HEXANE	36.0	1ML NPDES #4620 1ML 2/.2 #4621
COMMENTS:															
3/09/10	3/17/10	A0B240490-003 **LV2D2-1-CD D**	D	11	QJ	SOLID	30.06g 10.00mL	0.0	NA	NA	DCM/ACE	200.0	HEXANE	36.0	1ML NPDES #4620 1ML 2/.2 #4621
COMMENTS:															
3/09/10	3/17/10	A0B240490-004 **LV2D5-1-AQ**	D	11	QJ	SOLID	30.08g 10.00mL	0.0	NA	NA	DCM/ACE	200.0	HEXANE	36.0	1ML 2/.2 #4621
COMMENTS:															
3/09/10	3/17/10	A0B240490-016 **LV2FH-1-AE**	D	11	QJ	SOLID	30.01g 10.00mL	0.0	NA	NA	DCM/ACE	200.0	HEXANE	36.0	1ML 2/.2 #4621
COMMENTS:															

2203

North Canton

TestAmerica Laboratories, Inc.
EXTRACTION BENCH SHEET

QC BATCH: 0056031

PREP DATE: 2/25/10
COMP DATE: 2/26/10

EXTR EXPR	ANL DUE	LOT#, MSRUN#/ WORK ORDER	TEST FLGS	EXT	MTH	MATRIX	INIT/FIN WT/VOL	INIT	PH"S ADJ1	ADJ2	EXTRACTION	SOLVENTS VOL	EXCHANGE	VOL	SPIKE STANDARD/ SURROGATE ID
3/08/10	3/16/10	A0B230467-001 **LV03V-1-AE**	D	11	QJ	SOLID	30.16g 10.00mL	0.0	NA	NA	DCM/ACE	200.0	HEXANE	36.0	1ML 2/.2 #4621
COMMENTS:															
3/09/10	3/17/10	A0B240490-003 **LV2D2-1-AE**	D	11	QJ	SOLID	30.09g 10.00mL	0.0	NA	NA	DCM/ACE	200.0	HEXANE	36.0	1ML 2/.2 #4621
COMMENTS:															
3/09/10	3/17/10	A0B240490-003 **LV2D2-1-CC S**	D	11	QJ	SOLID	30.14g 10.00mL	0.0	NA	NA	DCM/ACE	200.0	HEXANE	36.0	1ML NPDES #4620 1ML 2/.2 #4621
COMMENTS:															

S/S CC

NA2SO4# H35594 DCM/ACE# J03E07 HEXANE# H46E60

B-025 ASSOC SAMPLES AND BLANK W/ 0056029

NUMBER OF WORK ORDERS IN BATCH: 8

2204

Lot/SDG Number: **A0B240490**

Sample Control Chain of Custody - TAL North Canton
GC Semivolatiles

Lot Number	Work Order	Analysis Type	Prep Date	Prep Analyst	Date of Transfer	Transferred By	Analysis Date	Analyst
A0B240490-003	LV2D21AE	Pesticides (8081A)	02/25/10	Jeff Shanklin	02/26/10	Chris Coast	03/11/10	Carolyn Van Doren
A0B240490-004	LV2D51AQ	Pesticides (8081A)	02/25/10	Jeff Shanklin	02/26/10	Chris Coast	03/11/10	Carolyn Van Doren
A0B240490-016	LV2FH1AE	Pesticides (8081A)	02/25/10	Jeff Shanklin	02/26/10	Chris Coast	03/11/10	Carolyn Van Doren

TestAmerica
THE LEADER IN ENVIRONMENTAL TESTING

POLYCHLORINATED BIPHENYLS DATA

TestAmerica
THE LEADER IN ENVIRONMENTAL TESTING

QC SUMMARY DATA

SW846 8082 SURROGATE RECOVERY

Lab Name: TestAmerica Laboratories, Inc. Client: Science Applications International Corp

Lab Code: TALCAN SDG No:

Lot #: A0B240490

Extraction: XXA63QHWA

	CLIENT ID.	SRG01	SRG02	TOT OUT
01	INTRA-LAB QC	80	90	00
02	B12SB-028-5087-SO RE-1	69	63	00
03	B12SB-028-5088-SO RE-1	64	65	00
04	CPCSS-039-5017-SO	78	68	00
05	INTRA-LAB QC	70	86	00
06	METHOD BLK. LV2041AA	90	75	00
07	METHOD BLK. LV79W1AA	73	75	00
08	LCS LV2041AC	86	87	00
09	LCS LV79W1AC	80	93	00
10	LAB MS/MSD D	85	90	00
11	LAB MS/MSD D	74	81	00
12	LAB MS/MSD S	76	86	00
13	LAB MS/MSD S	82	84	00

SURROGATES		QC LIMITS
SRG01	= Tetrachloro-m-xylene	(40-140)
SRG02	= Decachlorobiphenyl	(60-125)

\# Column to be used to flag recovery values
* Values outside of required QC Limits
D System monitoring Compound diluted out

FORM II

SW846 8082 CHECK SAMPLE RECOVERY

Lab Name: TestAmerica Laboratories, Inc. Client: Science Applications International Corp

Lab Code: TALCAN SDG No:

Lot #: A0B250000 WO #: LV2041AC
BATCH: 0056029

COMPOUND	SPIKE ADDED (ug/kg)	SAMPLE CONCENT. (ug/kg)	% REC	QC LIMITS REC	QUAL
Aroclor 1016	330	270	82	40- 140	
Aroclor 1260	330	290	87	60- 130	

NOTES(S):

* Values outside of QC limits

Spike Recovery: 0 out of 2 outside limits

COMMENTS:

FORM III

SW846 8082 CHECK SAMPLE RECOVERY

Lab Name: TestAmerica Laboratories, Inc. Client: Science Applications International Corp

Lab Code: TALCAN SDG No:

Lot #: A0C030000 WO #: LV79W1AC
BATCH: 0062029

COMPOUND	SPIKE ADDED (ug/kg)	SAMPLE CONCENT. (ug/kg)	% REC	QC LIMITS REC	QUAL
Aroclor 1016	330	270	81	40- 140	
Aroclor 1260	330	280	85	60- 130	

NOTES(S):

* Values outside of QC limits

Spike Recovery: 0 out of 2 outside limits

COMMENTS:

SW846 8082 MATRIX SPIKE/MATRIX SPIKE DUPLICATE RECOVERY

Lab Name: TestAmerica Laboratories, Inc. Client: Science Applications International Corp

Lab Code: TALCAN SDG No:

Matrix Spike ID: LAB MS/MSD Level:(low/med) LOW

Lot #: A0B230467 WO #: LV03V1CC
BATCH: 0056029

COMPOUND	SPIKE ADDED (ug/kg)	SAMPLE CONCENT. (ug/kg)	MS CONCENT. (ug/kg)	MS % REC	LIMITS REC	QUAL
Aroclor 1016	410	ND	310	76	40- 140	
Aroclor 1260	410	ND	320	78	60- 130	

NOTES(S):

Results and reporting limits have been adjusted for dry weight.

Column to be used to flag recovery and RPD values with an asterisk
* Values outside of QC limits

RPD: 0 out of 0 outside limits
Spike Recovery: 0 out of 2 outside limits

COMMENTS:

FORM III

SW846 8082 MATRIX SPIKE/MATRIX SPIKE DUPLICATE RECOVERY

Lab Name: TestAmerica Laboratories, Inc. Client: Science Applications International Corp

Lab Code: TALCAN SDG No:

Matrix Spike ID: LAB MS/MSD Level:(low/med) LOW

Lot #: A0B230467 WO #: LV03V1CD
BATCH: 0056029

COMPOUND	SPIKE ADDED (ug/kg)	MSD CONCENT. (ug/kg)	MSD % REC	% RPD	QC LIMITS RPD	QC LIMITS REC	QUAL
Aroclor 1016	410	310	76	0.51	39	40- 140	
Aroclor 1260	410	320	79	1.8	33	60- 130	

NOTES(S):

Results and reporting limits have been adjusted for dry weight.

Column to be used to flag recovery and RPD values with an asterisk
* Values outside of QC limits

RPD: 0 out of 2 outside limits
Spike Recovery: 0 out of 2 outside limits

COMMENTS:

FORM III

SW846 8082 MATRIX SPIKE/MATRIX SPIKE DUPLICATE RECOVERY

Lab Name: TestAmerica Laboratories, Inc. Client: Science Applications International Corp

Lab Code: TALCAN SDG No:

Matrix Spike ID: LAB MS/MSD Level:(low/med) LOW

Lot #: A0C020458 WO #: LV7L11CC
BATCH: 0062029

COMPOUND	SPIKE ADDED (ug/kg)	SAMPLE CONCENT. (ug/kg)	MS CONCENT. (ug/kg)	MS % REC	LIMITS REC	QUAL
Aroclor 1016	480	ND	340	72	40- 140	
Aroclor 1260	480	ND	360	75	60- 130	

NOTES(S):

Results and reporting limits have been adjusted for dry weight.

Column to be used to flag recovery and RPD values with an asterisk
* Values outside of QC limits

RPD: 0 out of 0 outside limits
Spike Recovery: 0 out of 2 outside limits

COMMENTS:

FORM III

SW846 8082 MATRIX SPIKE/MATRIX SPIKE DUPLICATE RECOVERY

Lab Name: TestAmerica Laboratories, Inc. Client: Science Applications International Corp

Lab Code: TALCAN SDG No:

Matrix Spike ID: LAB MS/MSD Level:(low/med) LOW

Lot #: A0C020458 WO #: LV7L11CD
BATCH: 0062029

COMPOUND	SPIKE ADDED (ug/kg)	MSD CONCENT. (ug/kg)	MSD % REC	% RPD	QC LIMITS RPD	QC LIMITS REC	QUAL
Aroclor 1016	470	300	64	12	39	40- 140	
Aroclor 1260	470	340	71	6.0	33	60- 130	

NOTES(S):

Results and reporting limits have been adjusted for dry weight.

Column to be used to flag recovery and RPD values with an asterisk
* Values outside of QC limits

RPD: 0 out of 2 outside limits
Spike Recovery: 0 out of 2 outside limits

COMMENTS:

FORM III

SW846 8082 METHOD BLANK SUMMARY

BLANK WORKORDER NO.: LV2041AA

Lab Name: TestAmerica Laboratories, Inc.

Lab Code: TALCAN

SDG Number:

Lab File ID: 031F3101.

Lot Number: A0B240490

Matrix: SOLID

Extraction Method:

Date Extracted: 02/25/10

Date Analyzed(1): 03/02/10

Date Analyzed(2): N/A

Time Analyzed(1): 18:35

Time Analyzed(2): N/A

Instrument ID(1): P13

Instrument ID(2): N/A

GC Column(1): PEST CLP1 ID: 053 GC Column(2): N/A ID: N/A

THIS METHOD BLANK APPLIES TO THE FOLLOWING SAMPLES, MS, AND MSD:

	CLIENT ID.	SAMPLE WORK ORDER #	DATE ANALYZED(1)	DATE ANALYZED(2)
01	INTRA-LAB QC	LV03V1AF	03/02/10	N/A
02	LAB MS/MSD	LV03V1CC S	03/02/10	N/A
03	LAB MS/MSD	LV03V1CD D	03/02/10	N/A
04	CPCSS-039-5017-SO	LV2FH1AF	03/02/10	N/A
05	CHECK SAMPLE	LV2041AC C	03/02/10	N/A
06				
07				
08				
09				
10				
11				
12				
13				
14				
15				
16				
17				
18				
19				
20				

COMMENTS:

FORM IV

SW846 8082 METHOD BLANK SUMMARY

BLANK WORKORDER NO.: LV79W1AA

Lab Name: TestAmerica Laboratories, Inc.

Lab Code: TALCAN

SDG Number:

Lab File ID: 052F5201.

Lot Number: A0B240490

Matrix: SOLID

Extraction Method:

Date Extracted: 03/03/10

Date Analyzed(1): 03/04/10

Date Analyzed(2): N/A

Time Analyzed(1): 19:51

Time Analyzed(2): N/A

Instrument ID(1): P10

Instrument ID(2): N/A

GC Column(1): RTXOPPPEST ID: 032 GC Column(2): N/A ID: N/A

THIS METHOD BLANK APPLIES TO THE FOLLOWING SAMPLES, MS, AND MSD:

	CLIENT ID.	SAMPLE WORK ORDER #	DATE ANALYZED(1)	DATE ANALYZED(2)
01	B12SB-028-5087-SO	LV2D22AF	03/04/10	N/A
02	B12SB-028-5088-SO	LV2D52AR	03/05/10	N/A
03	INTRA-LAB QC	LV7L11AF	03/05/10	N/A
04	LAB MS/MSD	LV7L11CC S	03/05/10	N/A
05	LAB MS/MSD	LV7L11CD D	03/05/10	N/A
06	CHECK SAMPLE	LV79W1AC C	03/04/10	N/A
07				
08				
09				
10				
11				
12				
13				
14				
15				
16				
17				
18				
19				
20				

COMMENTS:

FORM IV

TestAmerica
THE LEADER IN ENVIRONMENTAL TESTING

SAMPLE DATA

Science Applications International Corp

Client Sample ID: B12SB-028-5087-SO

GC Semivolatiles

Lot-Sample #...: A0B240490-003 **Work Order #...:** LV2D22AF **Matrix.....:** SO
Date Sampled...: 02/23/10 10:25 **Date Received..:** 02/24/10
Prep Date.....: 03/03/10 **Analysis Date..:** 03/04/10
Prep Batch #...: 0062029
Dilution Factor: 1 **Initial Wgt/Vol:** 30.06 g **Final Wgt/Vol..:** 10 mL
% Moisture.....: 22 **Method.....:** SW846 8082

PARAMETER	RESULT	REPORTING LIMIT	UNITS	MDL
Aroclor 1016	ND	42	ug/kg	27
Aroclor 1221	ND	42	ug/kg	21
Aroclor 1232	ND	42	ug/kg	18
Aroclor 1242	ND	42	ug/kg	17
Aroclor 1248	ND	42	ug/kg	22
Aroclor 1254	**55**	**42**	**ug/kg**	**22**
Aroclor 1260	ND	42	ug/kg	22

SURROGATE	PERCENT RECOVERY	RECOVERY LIMITS
Tetrachloro-m-xylene	69	(40 - 140)
Decachlorobiphenyl	63	(60 - 125)

NOTE(S):

Results and reporting limits have been adjusted for dry weight.

10B

EPA SAMPLE NO.

PESTICIDE IDENTIFICATION SUMMARY
FOR MULTICOMPONENT ANALYTES

B12SB-02
8-5087-SO

Lab Name: NORTH CANTON Contract:

Lab Code: TALCAN Case No.: SAS No.: SDG No.: A0B240490

Lab Sample ID: LV2D22AF Date(s) Analyzed: 03/04/10 03/04/10

Instrument ID (1): A2HP10 Instrument ID (2): A2HP10

GC Column(1): RESTEK PEST CLPI ID: 0.53(mm) GC Column(2): RESTEK PEST CLPII ID: 0.53(mm)

ANALYTE	PEAK	RT	RT WINDOW FROM	RT WINDOW TO	CONCENTRATION	MEAN CONCENTRATION	%D
	1	4.26	4.16	4.36	44.16		
AROCLOR-1254	2	4.56	4.46	4.66	33.17		
	3	5.05	4.95	5.15	50.98		
COLUMN 1	4						
	5					42.77	
	1	5.29	5.19	5.39	33.81		
	2	5.51	5.40	5.60	18.86		
	3	6.12	6.02	6.22	58.52		
COLUMN 2	4						
	5					37.07	15.4
	1						
	2						
	3						
COLUMN 1	4						
	5						
	1						
	2						
	3						
COLUMN 2	4						
	5						
	1						
	2						
	3						
COLUMN 1	4						
	5						
	1						
	2						
	3						
COLUMN 2	4						
	5						

At least 3 peaks for each column are required for identification of multicomponent analytes.

Data File: \\CANSVR11\DD\chem\GCS\a2hp10.i\100304-1.b\049F4901.D
Report Date: 05-Mar-2010 08:18

TestAmerica North Canton

PCB 8082/608

Data file : \\CANSVR11\DD\chem\GCS\a2hp10.i\100304-1.b\049F4901.D
Lab Smp Id: LV2D22AF Client Smp ID: B12SB-028-5087-SO
Inj Date : 04-MAR-2010 19:06
Operator : Inst ID: a2hp10.i
Smp Info : LV2D22AF
Misc Info :
Comment :
Method : \\CANSVR11\dd\chem\GCS\a2hp10.i\100304-1.b\PCB10.m
Meth Date : 05-Mar-2010 06:20 Quant Type: ESTD
Cal Date : 01-MAR-2010 18:00 Cal File: 042F4201.D
Als bottle: 49
Dil Factor: 1.00000
Integrator: Falcon Compound Sublist: pcb.sub
Target Version: 4.14 Sample Matrix: SOIL
Processing Host: CANSVR11

Concentration Formula: Amt * DF * Vt/Vo * CpndVariable

Name	Value	Description
DF	1.000	Dilution Factor
Vt	10000.000	final volume
Vo	30.060	initial volume
Cpnd Variable		Local Compound Variable

RT	EXP RT	DLT RT	RESPONSE	CONCENTRATIONS ON-COL (ng)	FINAL (ug/kg)	TARGET RANGE	RATIO
$ 1 TCMX					CAS #: 877-09-8		
1.476	1.474	0.002	1901524	0.01371	4.561		

2 AROCLOR-1221 CAS #: 11104-28-2

Peaks not detected for Quant. or Qual. signal(s).

3 AROCLOR-1016 CAS #: 12674-11-2

Compound Not Detected

4 AROCLOR-1232 CAS #: 11141-16-5

Compound Not Detected

Data File: \\CANSVR11\DD\chem\GCS\a2hp10.i\100304-1.b\049F4901.D
Report Date: 05-Mar-2010 08:18

RT	EXP RT	DLT RT	RESPONSE	CONCENTRATIONS ON-COL (ng)	FINAL (ug/kg)	TARGET RANGE	RATIO
5 AROCLOR-1242					CAS #: 53469-21-9		
Compound Not Detected							
6 AROCLOR-1248					CAS #: 12672-29-6		
Compound Not Detected							
7 AROCLOR-1254					CAS #: 11097-69-1		
3.578	3.568	0.010	0	0.0000	0.0000	80.00- 120.00	0.00(M)
4.262	4.260	0.002	459728	0.13274	44.16	163.97- 273.29	56.43
4.560	4.557	0.003	261182	0.09972	33.17	119.74- 199.56	32.06
4.757	4.757	0.000	0	0.0000	0.0000	99.58- 165.97	0.00
5.052	5.049	0.003	457328	0.15326	50.98	139.48- 232.47	56.14
Average of Peak Concentrations =					42.77		
8 AROCLOR-1260					CAS #: 11096-82-5		
Compound Not Detected							
$ 12 DCB					CAS #: 2051-24-3		
7.230	7.229	0.001	1683305	0.01263	4.201		(R)
M 11 TOTAL PCB					CAS #: 1336-36-3		
			235647	0.07714	25.66		

QC Flag Legend

R - Spike/Surrogate failed recovery limits.
M - Compound response manually integrated.

2222

Data File: \\CANSVR11\DD\chem\GCS\a2hp10.i\100304-1.b\049F4901.D
Date : 04-MAR-2010 19:06
Client ID: B12SB-028-5087-SO
Instrument: a2hp10.i
Sample Info: LV2D22AF
Volume Injected (uL): 1.0
Operator:
Column phase: restek pest clpI
Column diameter: 0.53

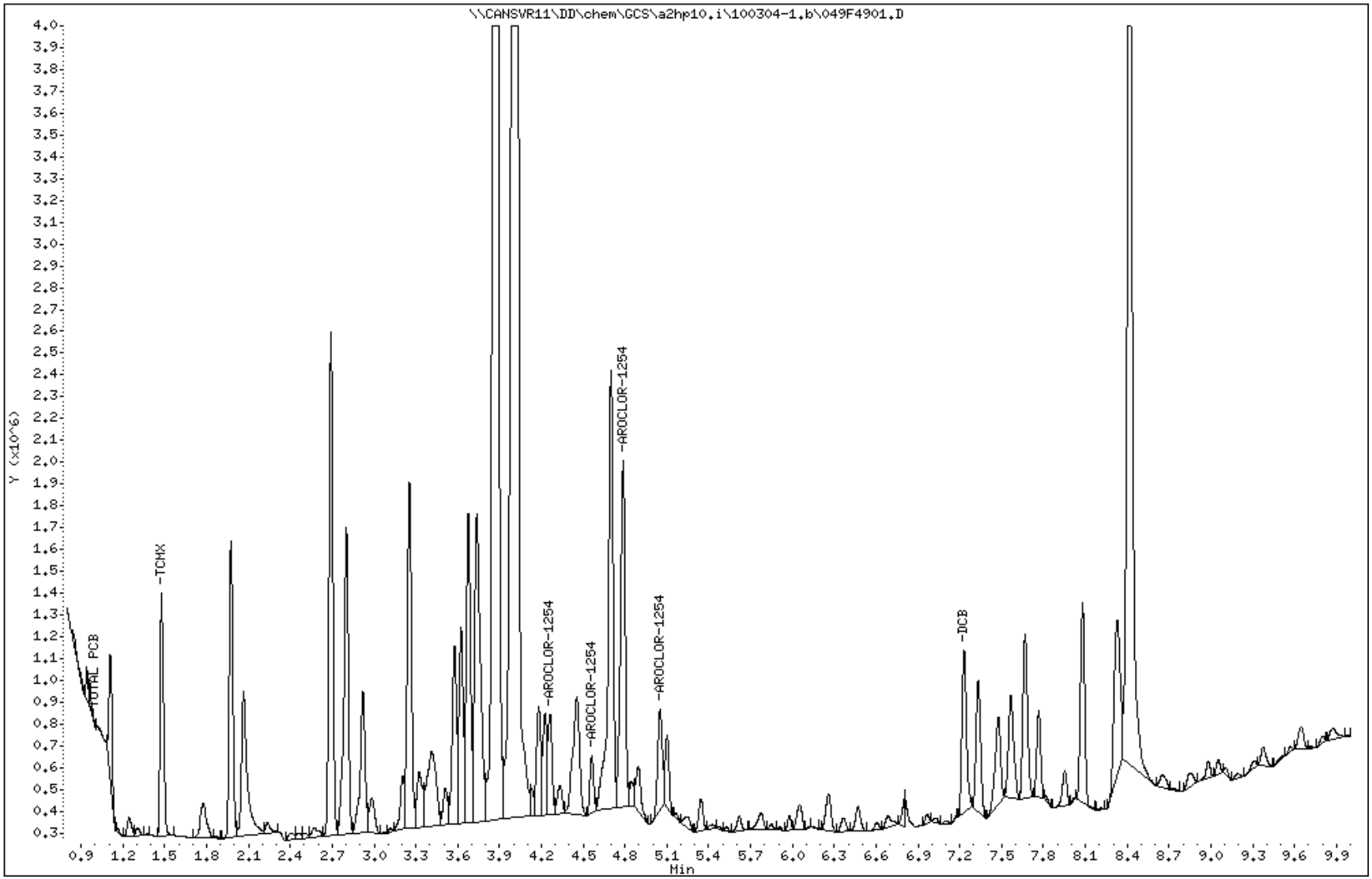

North Canton

Data File Name: 049F4901.D
Inj. Date and Time: 04-MAR-2010 19:06
Instrument ID: a2hp10.i
Client ID: B12SB-028-5087-SO
Compound Name: AROCLOR-1254
CAS #: 11097-69-1
Report Date: 03/05/2010

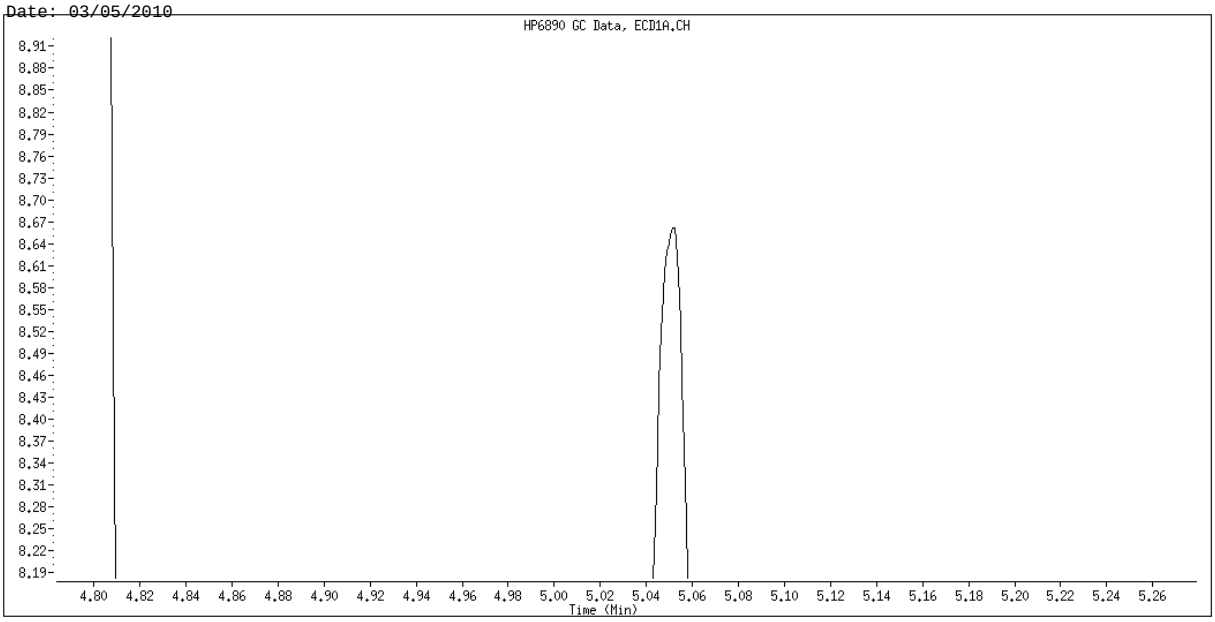

Original Integration

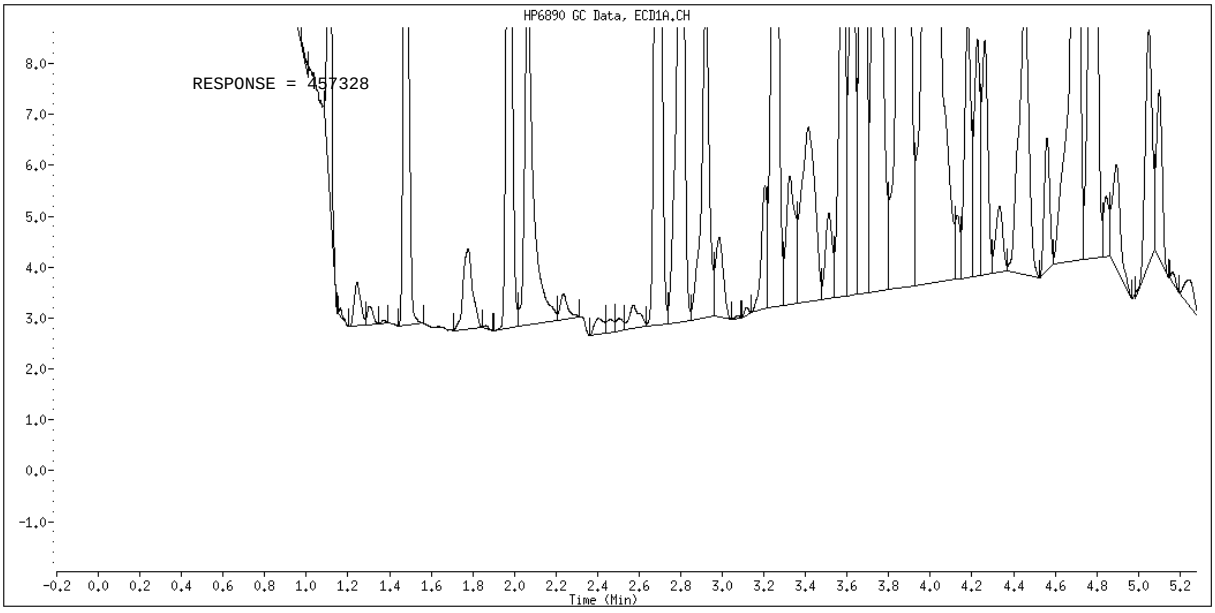

Manual Integration

Manually Integrated By: hassl
Manual Integration Reason: Analyte not Identified by the Data System

Data File: 049F4901.D
Report Date: 05-Mar-2010 08:23

TestAmerica North Canton

PCB 8082/608

Data file : \\CANSVR11\DD\chem\GCS\a2hp10.i\100304-1.b\100304-1.b\049F4901.D
Lab Smp Id: LV2D22AF Client Smp ID: B12SB-028-5087-SO
Inj Date : 04-MAR-2010 19:06
Operator : Inst ID: a2hp10.i
Smp Info : LV2D22AF
Misc Info :
Comment :
Method : \\CANSVR11\dd\chem\GCS\a2hp10.i\100304-1.b\PCB10.m\PCB10R.m
Meth Date : 05-Mar-2010 06:20 Quant Type: ESTD
Cal Date : 01-MAR-2010 17:30 Cal File: 040F4001.D
Als bottle: 49
Dil Factor: 1.00000
Integrator: Falcon Compound Sublist: pcb.sub
Target Version: 4.14 Sample Matrix: SOIL
Processing Host: CANPMSV21

Concentration Formula: Amt * DF * Vt/Vo * CpndVariable

Name	Value	Description
DF	1.000	Dilution Factor
Vt	10000.000	final volume
Vo	30.060	initial volume
Cpnd Variable		Local Compound Variable

RT	EXP RT	DLT RT	RESPONSE	CONCENTRATIONS ON-COL (ng)	FINAL (ug/kg)	TARGET RANGE	RATIO
$ 1 TCMX					CAS #: 877-09-8		
1.951	1.949	0.002	5360463	0.01154	3.839		
2 AROCLOR-1221					CAS #: 11104-28-2		

Peaks not detected for Quant. or Qual. signal(s).

3 AROCLOR-1016 CAS #: 12674-11-2

Compound Not Detected

4 AROCLOR-1232 CAS #: 11141-16-5

Compound Not Detected

Data File: 049F4901.D
Report Date: 05-Mar-2010 08:23

RT	EXP RT	DLT RT	RESPONSE	CONCENTRATIONS ON-COL (ng)	FINAL (ug/kg)	TARGET RANGE	RATIO
5 AROCLOR-1242					CAS #: 53469-21-9		
Compound Not Detected							
6 AROCLOR-1248					CAS #: 12672-29-6		
Compound Not Detected							
7 AROCLOR-1254					CAS #: 11097-69-1		
4.583	4.579	0.004	0	0.0000	0.0000	80.00- 120.00	0.00(M)
4.798	4.798	0.000	0	0.0000	0.0000	44.93- 74.88	0.00
5.290	5.288	0.002	1057924	0.10164	33.81	65.55- 109.25	31.47
5.507	5.504	0.003	404114	0.05669	18.86	26.12- 43.53	12.02
6.124	6.118	0.006	1419618	0.17593	58.52	51.08- 85.13	42.23
Average of Peak Concentrations =					37.07		
8 AROCLOR-1260					CAS #: 11096-82-5		
Compound Not Detected							
$ 12 DCB					CAS #: 2051-24-3		
8.464	8.450	0.014	6784346	0.02061	6.856		
M 11 TOTAL PCB					CAS #: 1336-36-3		
			576331	0.06685	22.24		

QC Flag Legend

M - Compound response manually integrated.

Data File: \\CANSVR11\DD\chem\GCS\a2hp10.i\100304-1.b\100304-1.b\049F4901.D
Date : 04-MAR-2010 19:06
Client ID: B12SB-028-5087-SO
Instrument: a2hp10.i
Sample Info: LV2D22AF
Volume Injected (uL): 1.0
Operator:
Column phase: restek pest clpII
Column diameter: 0.53

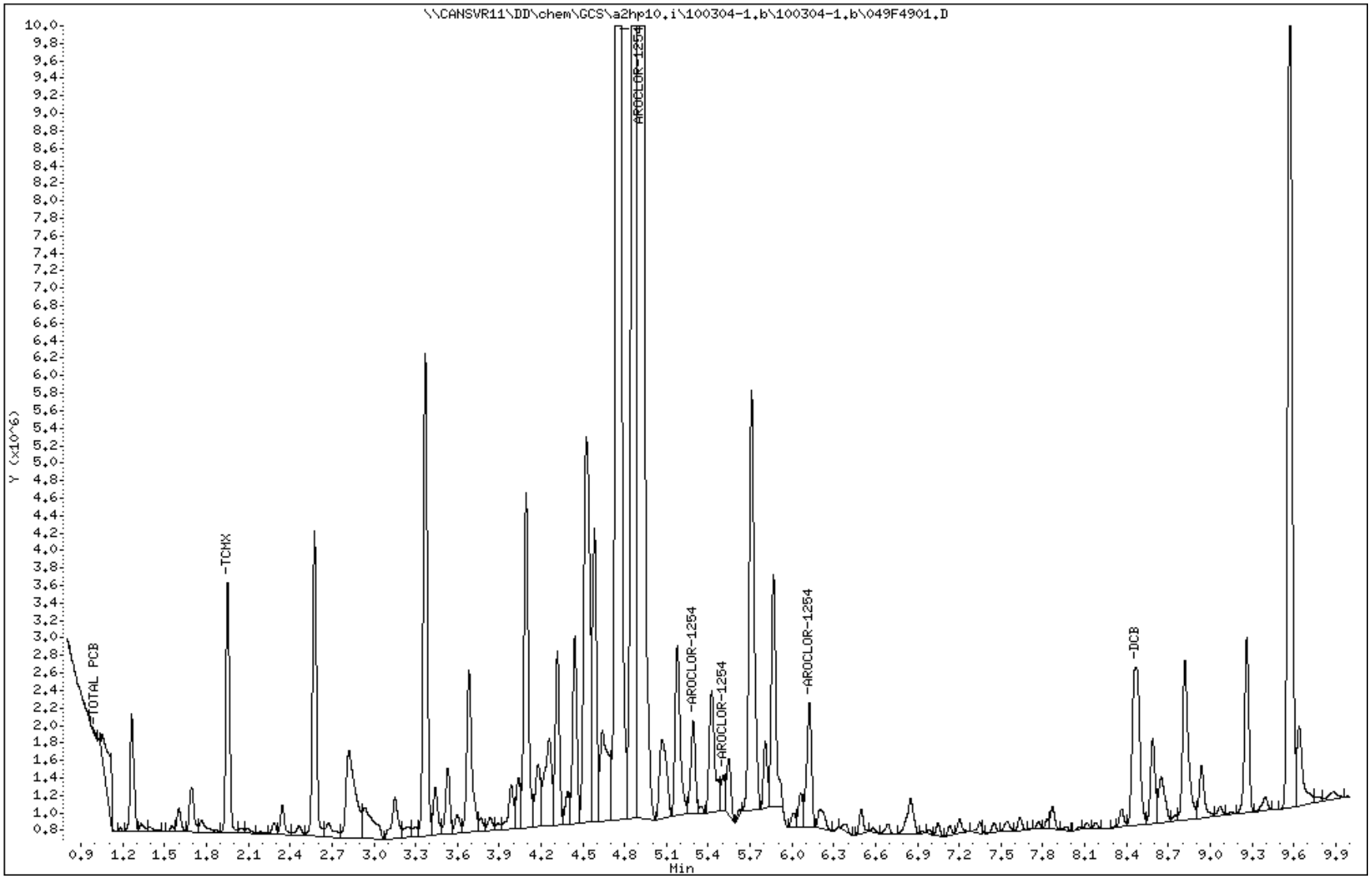

Data File Name: 049F4901.D
Inj. Date and Time: 04-MAR-2010 19:06
Instrument ID: a2hp10.i
Client ID: B12SB-028-5087-SO
Compound Name: AROCLOR-1254
CAS #: 11097-69-1
Report Date: 03/05/2010

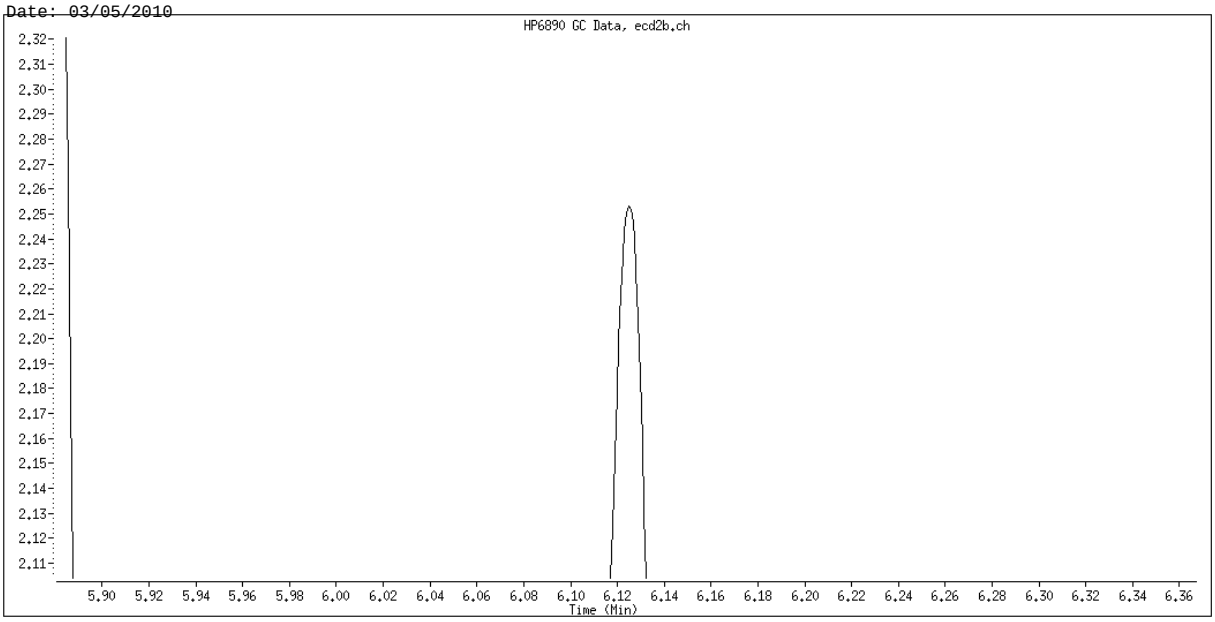

Original Integration

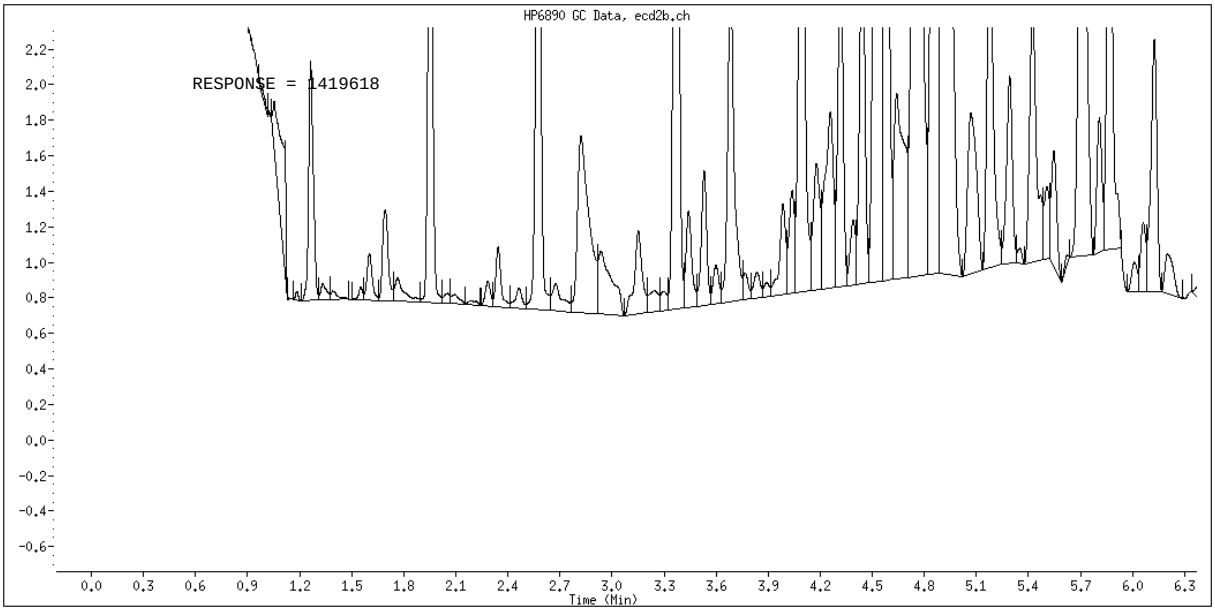

Manual Integration

Manually Integrated By: hassl
Manual Integration Reason: Analyte not Identified by the Data System

Science Applications International Corp

Client Sample ID: B12SB-028-5088-SO

GC Semivolatiles

Lot-Sample #...: A0B240490-004 **Work Order #...:** LV2D52AR **Matrix.....:** SO
Date Sampled...: 02/23/10 10:45 **Date Received..:** 02/24/10
Prep Date.....: 03/03/10 **Analysis Date..:** 03/05/10
Prep Batch #...: 0062029
Dilution Factor: 1 **Initial Wgt/Vol:** 30.13 g **Final Wgt/Vol..:** 10 mL
% Moisture.....: 18 **Method.....:** SW846 8082

PARAMETER	RESULT	REPORTING LIMIT	UNITS	MDL
Aroclor 1016	ND	40	ug/kg	26
Aroclor 1221	ND	40	ug/kg	19
Aroclor 1232	ND	40	ug/kg	17
Aroclor 1242	ND	40	ug/kg	16
Aroclor 1248	ND	40	ug/kg	21
Aroclor 1254	ND	40	ug/kg	21
Aroclor 1260	ND	40	ug/kg	21

SURROGATE	PERCENT RECOVERY	RECOVERY LIMITS
Tetrachloro-m-xylene	64	(40 - 140)
Decachlorobiphenyl	65	(60 - 125)

NOTE(S):

Results and reporting limits have been adjusted for dry weight.

TestAmerica North Canton

PCB 8082/608

Data file : \\CANSVR11\dd\chem\GCS\a2hp13.i\100305-1.b\009F0901.D
Lab Smp Id: LV2D52AR Client Smp ID: B12SB-028-5088-SO
Inj Date : 05-MAR-2010 09:00
Operator : Inst ID: a2hp13.i
Smp Info : LV2D52AR
Misc Info :
Comment :
Method : \\CANSVR11\dd\chem\GCS\a2hp13.i\100305-1.b\PCB13.m
Meth Date : 05-Mar-2010 08:37 Quant Type: ESTD
Cal Date : 09-FEB-2010 02:07 Cal File: 042F4201.D
Als bottle: 9
Dil Factor: 1.00000
Integrator: Falcon Compound Sublist: pcb.sub
Target Version: 4.14 Sample Matrix: SOIL
Processing Host: CANSVR11

Concentration Formula: Amt * DF * Vt/Vo * CpndVariable

Name	Value	Description
DF	1.000	Dilution Factor
Vt	10000.000	final volume
Vo	30.130	initial volume
Cpnd Variable		Local Compound Variable

RT	EXP RT	DLT RT	RESPONSE	CONCENTRATIONS ON-COL (ng)	FINAL (ug/kg)	TARGET RANGE	RATIO
$ 1 TCMX					CAS #: 877-09-8		
1.163	1.148	0.015	1588058	0.01278	4.242		
2 AROCLOR-1221					CAS #: 11104-28-2		

Peaks not detected for Quant. or Qual. signal(s).

3 AROCLOR-1016 CAS #: 12674-11-2

Compound Not Detected

4 AROCLOR-1232 CAS #: 11141-16-5

Compound Not Detected

RT	EXP RT	DLT RT	RESPONSE	CONCENTRATIONS ON-COL (ng)	FINAL (ug/kg)	TARGET RANGE	RATIO

5 AROCLOR-1242 CAS #: 53469-21-9

Compound Not Detected

---

6 AROCLOR-1248 CAS #: 12672-29-6

Compound Not Detected

---

7 AROCLOR-1254 CAS #: 11097-69-1

Compound Not Detected

---

8 AROCLOR-1260 CAS #: 11096-82-5

Compound Not Detected

M 15 TOTAL PCB CAS #: 1336-36-3

Compound Not Detected

$ 9 DCB CAS #: 2051-24-3

6.521	6.516	0.005	719101	0.01296	4.302		(R)

QC Flag Legend

R - Spike/Surrogate failed recovery limits.

Data File: \\CANSVR11\DD\chem\GCS\a2hp13.i\100305-1.b\009F0901.D
Date : 05-MAR-2010 09:00
Client ID: B12SB-028-5088-SO
Instrument: a2hp13.i
Sample Info: LV2D52AR
Volume Injected (uL): 1.0
Operator:
Column phase: restek pest clpI
Column diameter: 0.53

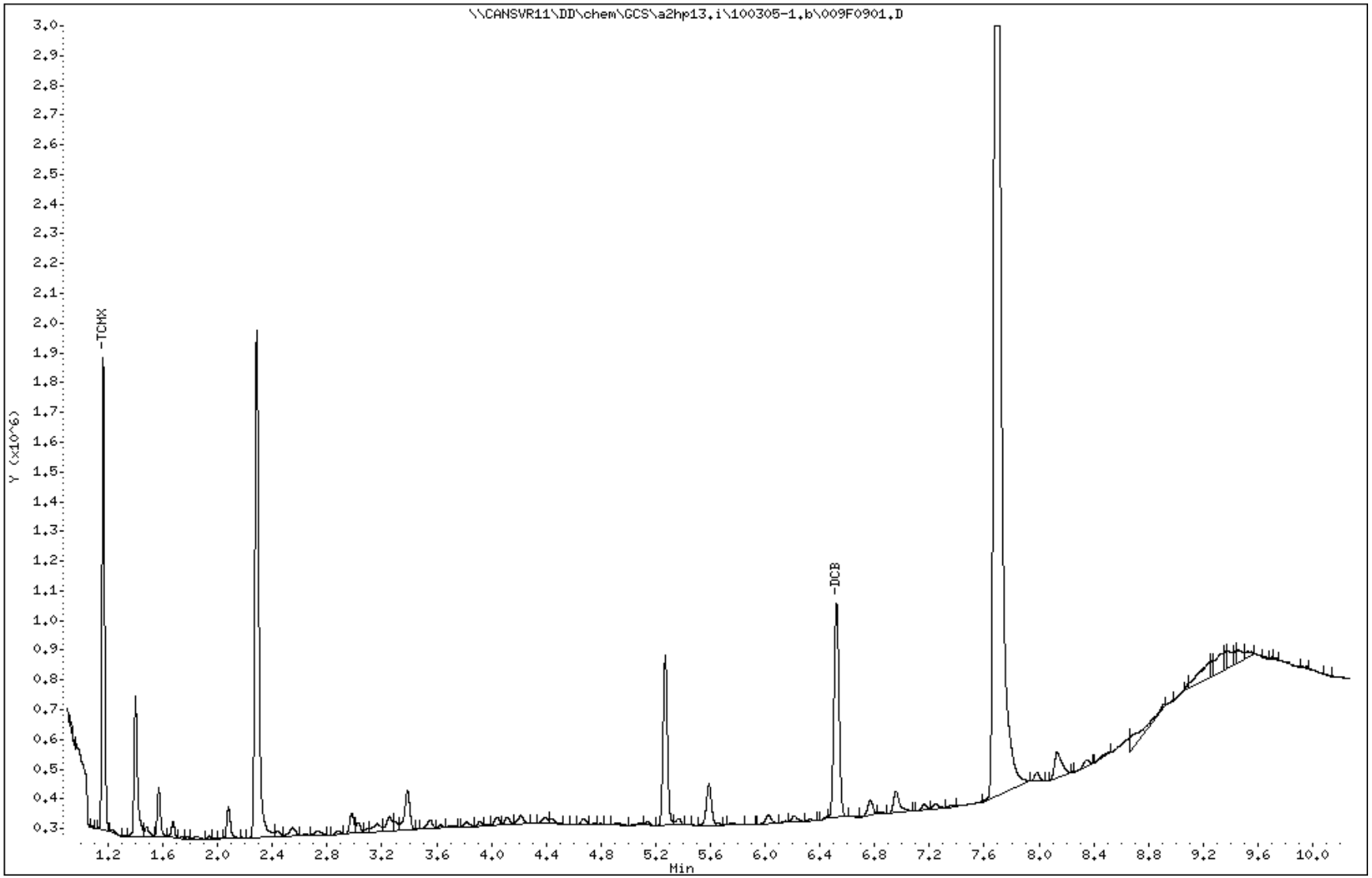

Science Applications International Corp

Client Sample ID: CPCSS-039-5017-SO

GC Semivolatiles

Lot-Sample #...: A0B240490-016 **Work Order #...:** LV2FH1AF **Matrix.....:** SO
Date Sampled...: 02/23/10 11:50 **Date Received..:** 02/24/10
Prep Date.....: 02/25/10 **Analysis Date..:** 03/02/10
Prep Batch #...: 0056029
Dilution Factor: 1 **Initial Wgt/Vol:** 30.01 g **Final Wgt/Vol..:** 10 mL
% Moisture.....: 20 **Method.....:** SW846 8082

PARAMETER	RESULT	REPORTING LIMIT	UNITS	MDL
Aroclor 1016	ND	41	ug/kg	26
Aroclor 1221	ND	41	ug/kg	20
Aroclor 1232	ND	41	ug/kg	18
Aroclor 1242	ND	41	ug/kg	16
Aroclor 1248	ND	41	ug/kg	21
Aroclor 1254	ND	41	ug/kg	21
Aroclor 1260	ND	41	ug/kg	21

SURROGATE	PERCENT RECOVERY	RECOVERY LIMITS
Tetrachloro-m-xylene	78	(40 - 140)
Decachlorobiphenyl	68	(60 - 125)

NOTE(S):

Results and reporting limits have been adjusted for dry weight.

TestAmerica North Canton

PCB 8082/608

Data file : \\CANSVR11\dd\chem\GCS\a2hp13.i\100302-1.b\030F3001.D
Lab Smp Id: LV2FH1AF Client Smp ID: CPCSS-039-5017-SO
Inj Date : 02-MAR-2010 18:20
Operator : Inst ID: a2hp13.i
Smp Info : LV2FH1AF
Misc Info :
Comment :
Method : \\CANSVR11\dd\chem\GCS\a2hp13.i\100302-1.b\PCB13.m
Meth Date : 02-Mar-2010 16:47 Quant Type: ESTD
Cal Date : 09-FEB-2010 02:07 Cal File: 042F4201.D
Als bottle: 30
Dil Factor: 1.00000
Integrator: Falcon Compound Sublist: pcb.sub
Target Version: 4.14 Sample Matrix: SOIL
Processing Host: CANSVR11

Concentration Formula: Amt * DF * Vt/Vo * CpndVariable

Name	Value	Description
DF	1.000	Dilution Factor
Vt	10000.000	final volume
Vo	30.010	initial volume
Cpnd Variable		Local Compound Variable

RT	EXP RT	DLT RT	RESPONSE	CONCENTRATIONS ON-COL (ng)	FINAL (ug/kg)	TARGET RANGE	RATIO
$ 1 TCMX					CAS #: 877-09-8		
1.163	1.161	0.002	1940195	0.01562	5.204		

2 AROCLOR-1221 CAS #: 11104-28-2

Peaks not detected for Quant. or Qual. signal(s).

3 AROCLOR-1016 CAS #: 12674-11-2

Compound Not Detected

4 AROCLOR-1232 CAS #: 11141-16-5

Compound Not Detected

RT	EXP RT	DLT RT	RESPONSE	CONCENTRATIONS ON-COL (ng)	FINAL (ug/kg)	TARGET RANGE	RATIO

5 AROCLOR-1242 CAS #: 53469-21-9

Compound Not Detected

---

6 AROCLOR-1248 CAS #: 12672-29-6

Peaks not detected for Quant. or Qual. signal(s).

---

7 AROCLOR-1254 CAS #: 11097-69-1

Peaks not detected for Quant. or Qual. signal(s).

---

8 AROCLOR-1260 CAS #: 11096-82-5

Peaks not detected for Quant. or Qual. signal(s).

M 15 TOTAL PCB CAS #: 1336-36-3

Compound Not Detected

$ 9 DCB CAS #: 2051-24-3

6.519 6.518 0.001 750765 0.01353 4.510 (R)

QC Flag Legend

R - Spike/Surrogate failed recovery limits.

Data File: \\cansvr11\dd\chem\GCS\a2hp13.i\100302-1.b\030F3001.D
Date : 02-MAR-2010 18:20
Client ID: CPCSS-039-5017-SO
Instrument: a2hp13.i
Sample Info: LV2FH1AF
Volume Injected (uL): 1.0
Operator:
Column phase: restek pest clpI
Column diameter: 0.53

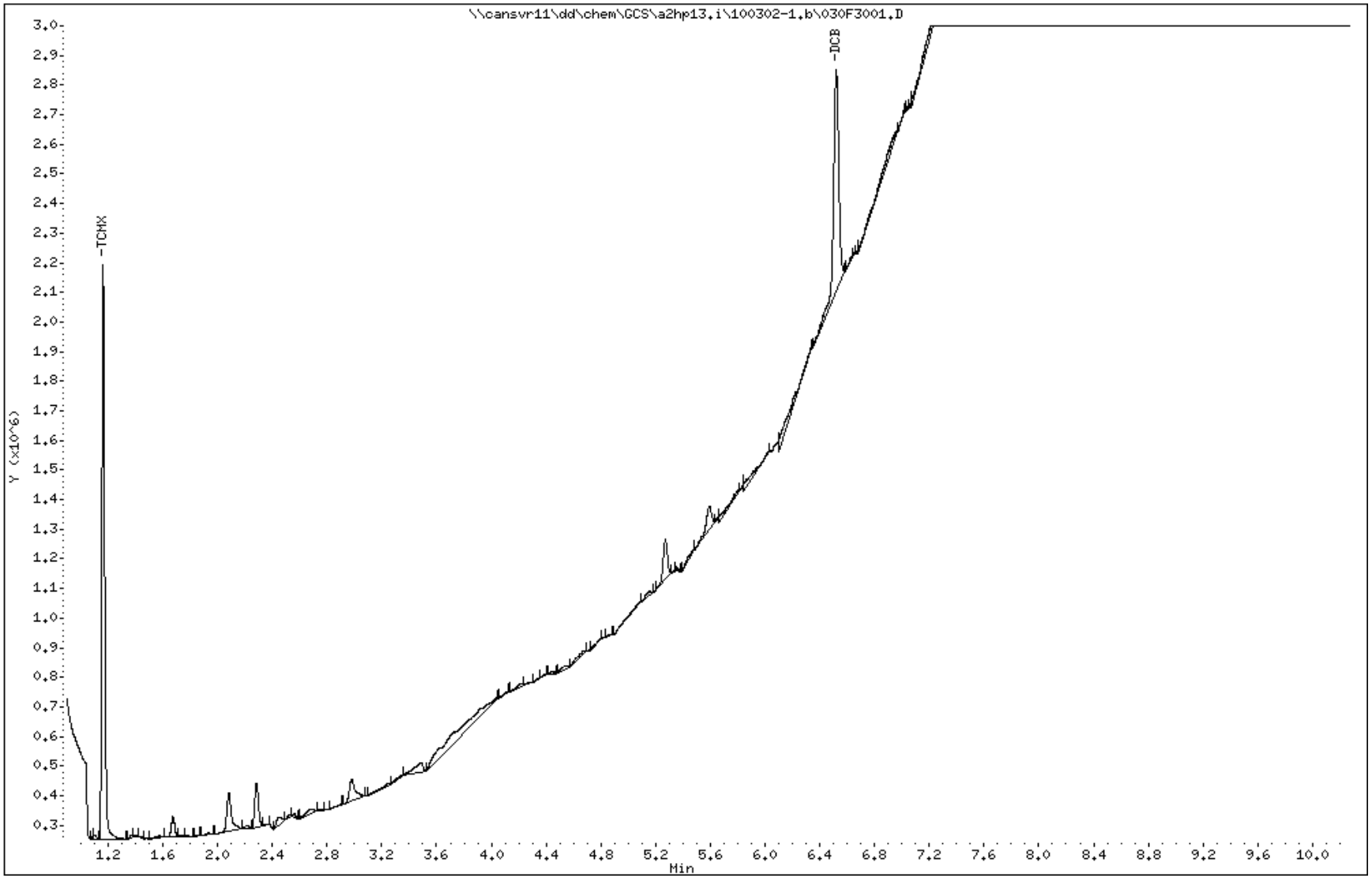

TestAmerica
THE LEADER IN ENVIRONMENTAL TESTING

STANDARD DATA

Report Date: 02-Mar-2010 06:55

Calibration History

Method : \\CANSVR11\DD\chem\GCS\a2hp10.i\1003011C-1.b\PCB10.m
Start Cal Date: 24-FEB-2010 04:58
End Cal Date : 01-MAR-2010 18:15
Last Cal Level: 5
Last Cal Type : Continuing Calibration

Initial Calibration

Injection Date	Sublist	Calibration File
Cal Level: 1 , Cal Amount: 0.05000		
01-MAR-2010 16:59	14-AR1268	\\CANSVR11\DD\chem\GCS\a2hp10.i\1003011C-1.b\038F3801.D
01-MAR-2010 15:28	13-AR1262	\\CANSVR11\DD\chem\GCS\a2hp10.i\1003011C-1.b\032F3201.D
01-MAR-2010 13:57	12-AR1660TD	\\CANSVR11\DD\chem\GCS\a2hp10.i\1003011C-1.b\026F2601.D
01-MAR-2010 12:26	9-AR2154	\\CANSVR11\DD\chem\GCS\a2hp10.i\1003011C-1.b\020F2001.D
01-MAR-2010 10:54	3-AR1248	\\CANSVR11\DD\chem\GCS\a2hp10.i\1003011C-1.b\014F1401.D
01-MAR-2010 09:23	2-AR1242	\\CANSVR11\DD\chem\GCS\a2hp10.i\1003011C-1.b\008F0801.D
01-MAR-2010 07:51	1-AR1232	\\CANSVR11\DD\chem\GCS\a2hp10.i\1003011C-1.b\002F0201.D
Cal Level: 2 , Cal Amount: 0.10000		
01-MAR-2010 17:14	14-AR1268	\\CANSVR11\DD\chem\GCS\a2hp10.i\1003011C-1.b\039F3901.D
01-MAR-2010 15:43	13-AR1262	\\CANSVR11\DD\chem\GCS\a2hp10.i\1003011C-1.b\033F3301.D
01-MAR-2010 14:12	12-AR1660TD	\\CANSVR11\DD\chem\GCS\a2hp10.i\1003011C-1.b\027F2701.D
01-MAR-2010 12:41	9-AR2154	\\CANSVR11\DD\chem\GCS\a2hp10.i\1003011C-1.b\021F2101.D
01-MAR-2010 11:09	3-AR1248	\\CANSVR11\DD\chem\GCS\a2hp10.i\1003011C-1.b\015F1501.D
01-MAR-2010 09:38	2-AR1242	\\CANSVR11\DD\chem\GCS\a2hp10.i\1003011C-1.b\009F0901.D
01-MAR-2010 08:07	1-AR1232	\\CANSVR11\DD\chem\GCS\a2hp10.i\1003011C-1.b\003F0301.D
Cal Level: 3 , Cal Amount: 0.20000		
01-MAR-2010 17:30	14-AR1268	\\CANSVR11\DD\chem\GCS\a2hp10.i\1003011C-1.b\040F4001.D
01-MAR-2010 15:59	13-AR1262	\\CANSVR11\DD\chem\GCS\a2hp10.i\1003011C-1.b\034F3401.D
01-MAR-2010 14:27	12-AR1660TD	\\CANSVR11\DD\chem\GCS\a2hp10.i\1003011C-1.b\028F2801.D
01-MAR-2010 12:56	9-AR2154	\\CANSVR11\DD\chem\GCS\a2hp10.i\1003011C-1.b\022F2201.D
01-MAR-2010 11:25	3-AR1248	\\CANSVR11\DD\chem\GCS\a2hp10.i\1003011C-1.b\016F1601.D

01-MAR-2010 09:53	2-AR1242	\\CANSVR11\DD\chem\GCS\a2hp10.i\1003011C-1.b\010F1001.D
01-MAR-2010 08:22	1-AR1232	\\CANSVR11\DD\chem\GCS\a2hp10.i\1003011C-1.b\004F0401.D

Cal Level: 4 , Cal Amount: 0.50000		
01-MAR-2010 17:45	14-AR1268	\\CANSVR11\DD\chem\GCS\a2hp10.i\1003011C-1.b\041F4101.D
01-MAR-2010 16:14	13-AR1262	\\CANSVR11\DD\chem\GCS\a2hp10.i\1003011C-1.b\035F3501.D
01-MAR-2010 14:43	12-AR1660TD	\\CANSVR11\DD\chem\GCS\a2hp10.i\1003011C-1.b\029F2901.D
01-MAR-2010 13:11	9-AR2154	\\CANSVR11\DD\chem\GCS\a2hp10.i\1003011C-1.b\023F2301.D
01-MAR-2010 11:40	3-AR1248	\\CANSVR11\DD\chem\GCS\a2hp10.i\1003011C-1.b\017F1701.D
01-MAR-2010 10:09	2-AR1242	\\CANSVR11\DD\chem\GCS\a2hp10.i\1003011C-1.b\011F1101.D
01-MAR-2010 08:37	1-AR1232	\\CANSVR11\DD\chem\GCS\a2hp10.i\1003011C-1.b\005F0501.D

Cal Level: 5 , Cal Amount: 1.00000		
01-MAR-2010 18:00	14-AR1268	\\CANSVR11\DD\chem\GCS\a2hp10.i\1003011C-1.b\042F4201.D
01-MAR-2010 16:29	13-AR1262	\\CANSVR11\DD\chem\GCS\a2hp10.i\1003011C-1.b\036F3601.D
01-MAR-2010 14:58	12-AR1660TD	\\CANSVR11\DD\chem\GCS\a2hp10.i\1003011C-1.b\030F3001.D
01-MAR-2010 13:27	9-AR2154	\\CANSVR11\DD\chem\GCS\a2hp10.i\1003011C-1.b\024F2401.D
01-MAR-2010 11:55	3-AR1248	\\CANSVR11\DD\chem\GCS\a2hp10.i\1003011C-1.b\018F1801.D
01-MAR-2010 10:24	2-AR1242	\\CANSVR11\DD\chem\GCS\a2hp10.i\1003011C-1.b\012F1201.D
01-MAR-2010 08:52	1-AR1232	\\CANSVR11\DD\chem\GCS\a2hp10.i\1003011C-1.b\006F0601.D

Cal Level: 6 , Cal Amount: 2.00000		
01-MAR-2010 18:15	14-AR1268	\\CANSVR11\DD\chem\GCS\a2hp10.i\1003011C-1.b\043F4301.D
01-MAR-2010 16:44	13-AR1262	\\CANSVR11\DD\chem\GCS\a2hp10.i\1003011C-1.b\037F3701.D
01-MAR-2010 15:13	12-AR1660TD	\\CANSVR11\DD\chem\GCS\a2hp10.i\1003011C-1.b\031F3101.D
01-MAR-2010 13:42	9-AR2154	\\CANSVR11\DD\chem\GCS\a2hp10.i\1003011C-1.b\025F2501.D
01-MAR-2010 12:10	3-AR1248	\\CANSVR11\DD\chem\GCS\a2hp10.i\1003011C-1.b\019F1901.D
01-MAR-2010 10:39	2-AR1242	\\CANSVR11\DD\chem\GCS\a2hp10.i\1003011C-1.b\013F1301.D
01-MAR-2010 09:08	1-AR1232	\\CANSVR11\DD\chem\GCS\a2hp10.i\1003011C-1.b\007F0701.D

Continuing Calibration
Ccal Level Mode: GLOBAL LEVEL 4

Report Date : 02-Mar-2010 06:54

TestAmerica North Canton

INITIAL CALIBRATION DATA

Start Cal Date : 24-FEB-2010 04:58
End Cal Date : 01-MAR-2010 18:15
Quant Method : ESTD
Origin : Disabled
Target Version : 4.14
Integrator : Falcon
Method file : \\CANSVR11\DD\chem\GCS\a2hp10.i\1003011C-1.b\PCB10.m
Last Edit : 02-Mar-2010 06:52 hassl
Curve Type : Average

Calibration File Names:
Level 1: \\CANSVR11\DD\chem\GCS\a2hp10.i\1003011C-1.b\038F3801.D
Level 2: \\CANSVR11\DD\chem\GCS\a2hp10.i\1003011C-1.b\039F3901.D
Level 3: \\CANSVR11\DD\chem\GCS\a2hp10.i\1003011C-1.b\040F4001.D
Level 4: \\CANSVR11\DD\chem\GCS\a2hp10.i\1003011C-1.b\041F4101.D
Level 5: \\CANSVR11\DD\chem\GCS\a2hp10.i\1003011C-1.b\042F4201.D
Level 6: \\CANSVR11\DD\chem\GCS\a2hp10.i\1003011C-1.b\043F4301.D

Compound	0.05000 Level 1	0.10000 Level 2	0.20000 Level 3	0.50000 Level 4	1.000 Level 5	2.000 Level 6	___ RRF	% RSD
2 AROCLOR-1221(1)	1366500	1357460	1313555	1209160	1171116	1120441	1256372	8.240
(2)	807920	848840	741045	657366	624436	607079	714448	14.052
(3)	3518240	3459420	3232560	3031146	2958940	2788673	3164830	9.136
3 AROCLOR-1016(1)	1439620	1432900	1353350	1257658	1204838	1201777	1315024	8.271
(2)	2350000	2258260	2195040	2072704	1939663	1886242	2116985	8.633
(3)	3887820	3840550	3815565	3829352	3672853	3655242	3783564	2.534
(4)	1990540	1969110	1920355	1880158	1799147	1791539	1891808	4.442
(5)	1658900	1679840	1621840	1587254	1518059	1508397	1595715	4.473
4 AROCLOR-1232(1)	1522520	1451800	1419490	1363928	1358243	1154653	1378439	9.091
(2)	919120	927030	898835	829296	832813	728806	855983	8.788
(3)	1555540	1566690	1228775	1436056	1293961	1378020	1409840	9.712
(4)	734340	805820	634325	729900	735307	670219	718318	8.284
(5)	571360	612170	565665	541796	550497	508541	558338	6.171
5 AROCLOR-1242(1)	1978420	1959670	2003230	2018864	1768124	1631755	1893344	8.303
(2)	3629000	3815700	4128660	3786718	3293054	3077795	3621821	10.519
(3)	7901640	7461060	7771735	7954512	7052148	6740799	7480316	6.598
(4)	2994380	3268380	3421230	3469660	2923912	2900504	3163011	8.077
(5)	3322740	3300150	3332465	3448524	2872982	2889816	3194446	7.762
6 AROCLOR-1248(1)	1018100	960430	920610	849964	785687	751112	880984	11.752
(2)	1996460	2020910	1960165	1864122	1780522	1798884	1903510	5.422
(3)	2212780	2278120	2202015	2087144	1979951	1972680	2122115	6.061
(4)	1716300	1899260	1825885	1739318	1689944	1720120	1765138	4.561
(5)	1113100	1219430	1203810	1129712	1117260	1128291	1151934	4.074
7 AROCLOR-1254(1)	2178640	1959720	1882390	1752142	1707068	1688458	1861403	10.091
(2)	3708740	3515050	3461245	3373218	3369654	3352108	3463336	3.920
(3)	2843500	2717720	2622850	2537704	2489023	2504024	2619137	5.315
(4)	2400100	2268310	2177030	2076610	2008859	2012879	2157298	7.213
(5)	3202060	3088080	2978745	2913994	2858637	2863035	2984092	4.586

Report Date : 02-Mar-2010 06:54

TestAmerica North Canton

INITIAL CALIBRATION DATA

Start Cal Date : 24-FEB-2010 04:58
End Cal Date : 01-MAR-2010 18:15
Quant Method : ESTD
Origin : Disabled
Target Version : 4.14
Integrator : Falcon
Method file : \\CANSVR11\DD\chem\GCS\a2hp10.i\1003011C-1.b\PCB10.m
Last Edit : 02-Mar-2010 06:52 hassl
Curve Type : Average

Compound	0.05000 Level 1	0.10000 Level 2	0.20000 Level 3	0.50000 Level 4	1.000 Level 5	2.000 Level 6	___ RRF	% RSD	
8 AROCLOR-1260 (1)	5898100	5847720	5716695	5604772	5342416	5326922	5622771	4.369	
(2)	10856740	10765430	10604300	10528686	10000188	9912772	10444686	3.795	
(3)	9733280	9897790	9805825	9919366	9493574	9477445	9721213	2.000	
(4)	13946440	14301740	14434660	14778436	14208213	14191629	14310186	1.956	
(5)	6631240	6718780	6701010	6857580	6570288	6581616	6676752	1.606	
9 AROCLOR-1262 (1)	2297500	2186340	2041055	2082642	1910238	1976947	2082454	6.775	
(2)	3898880	3789010	3605715	3676592	3390354	3514169	3645787	5.053	
(3)	3536180	3444620	3301890	3380280	3155408	3147063	3327574	4.711	
(4)	7164940	7122520	6997635	7204476	6704636	6934440	7021441	2.648	
(5)	2540000	2426640	2487350	2571188	2392527	2153109	2428469	6.201	
10 AROCLOR-1268 (1)	9563980	9900520	9349805	9240482	9474561	8542909	9345376	4.851	
(2)	8843860	9180470	8702765	8723964	8885393	8089826	8737713	4.127	
(3)	7762620	8080120	7709185	7706406	7837954	7157484	7708962	3.941	
(4)	3327720	3438450	3149345	3106130	3230786	2938933	3198561	5.480	
(5)	23833120	25213430	23460280	23258938	23935487	22000001	23616876	4.426	
M 11 TOTAL PCB	+++++	+++++	+++++	+++++	+++++	+++++	+++++	+++++	<-
$ 1 TCMX	141005600	140090600	141708400	140990680	135378620	132896790	138678448	2.625	
$ 12 DCB	145335200	138334200	133766900	132106240	126619320	123578060	133289987	5.917	

TestAmerica North Canton

PCB 8082/608

Data file : \\CANSVR11\DD\chem\GCS\a2hp10.i\1003011C-1.b\002F0201.D
Lab Smp Id: 1232
Inj Date : 01-MAR-2010 07:51
Operator : Inst ID: a2hp10.i
Smp Info : 1232,,1,1
Misc Info : 1-AR1232.SUB
Comment :
Method : \\CANSVR11\DD\chem\GCS\a2hp10.i\1003011C-1.b\PCB10.m
Meth Date : 02-Mar-2010 06:57 hassl Quant Type: ESTD
Cal Date : 01-MAR-2010 16:59 Cal File: 038F3801.D
Als bottle: 2 Calibration Sample, Level: 1
Dil Factor: 1.00000
Integrator: Falcon Compound Sublist: 1-AR1232.SUB
Target Version: 4.14 Sample Matrix: None
Processing Host: CANPMSV21

				AMOUNTS			
				CAL-AMT	ON-COL		
RT	EXP RT	DLT RT	RESPONSE	(ng)	(ng)	TARGET RANGE	RATIO
4 AROCLOR-1232					CAS #: 11141-16-5		
1.809	1.810	-0.001	76126	0.05000	0.05523	75.00- 125.00	100.00
2.150	2.150	0.000	45956	0.05000	0.05353	45.60- 76.00	60.37
2.608	2.608	0.000	77777	0.05000	0.05471	78.97- 131.61	102.17
2.746	2.745	0.001	36717	0.05000	0.05120	40.14- 66.89	48.23
3.172	3.171	0.001	28568	0.05000	0.05241	29.79- 49.65	37.53
		Average of Peak Amounts =			0.05342		

Data File: \\CANSVR11\DD\chem\GCS\a2hp10.i\1003011C-1.b\002F0201.D
Date : 01-MAR-2010 07:51
Client ID:
Sample Info: 1232,,1,1
Column phase: restek pest clpI

Instrument: a2hp10.i
Operator:
Column diameter: 0.53

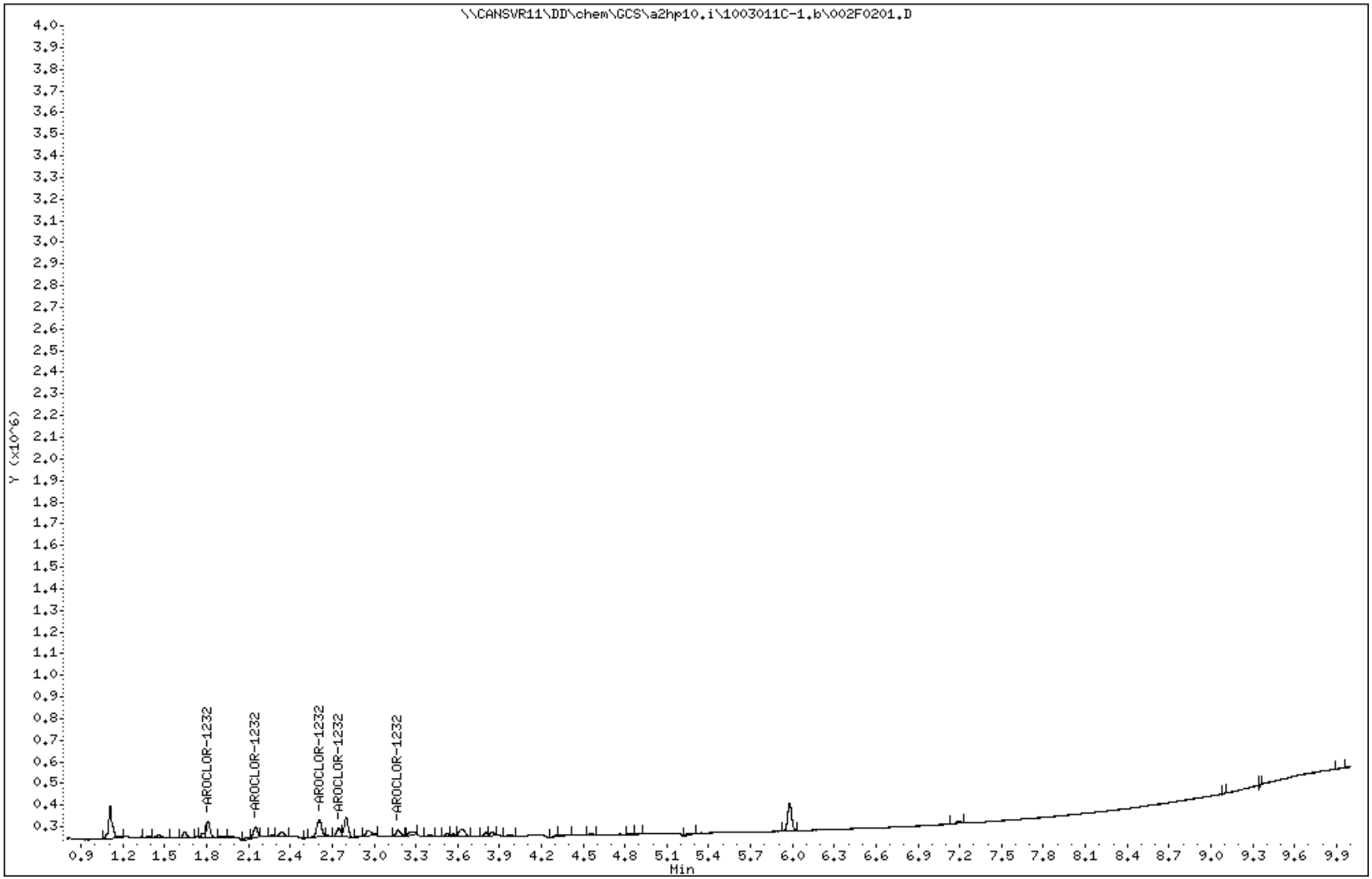

TestAmerica North Canton

PCB 8082/608

Data file : \\CANSVR11\DD\chem\GCS\a2hp10.i\1003011C-1.b\003F0301.D
Lab Smp Id: 1232
Inj Date : 01-MAR-2010 08:07
Operator : Inst ID: a2hp10.i
Smp Info : 1232,,1,2
Misc Info : 1-AR1232.SUB
Comment :
Method : \\CANSVR11\DD\chem\GCS\a2hp10.i\1003011C-1.b\PCB10.m
Meth Date : 02-Mar-2010 06:57 hassl Quant Type: ESTD
Cal Date : 24-FEB-2010 14:21 Cal File: 039F3901.D
Als bottle: 3 Calibration Sample, Level: 2
Dil Factor: 1.00000
Integrator: Falcon Compound Sublist: 1-AR1232.SUB
Target Version: 4.14 Sample Matrix: None
Processing Host: CANPMSV21

				AMOUNTS			
				CAL-AMT	ON-COL		
RT	EXP RT	DLT RT	RESPONSE	(ng)	(ng)	TARGET RANGE	RATIO
4 AROCLOR-1232					CAS #: 11141-16-5		
1.811	1.810	0.001	145180	0.10000	0.1053	75.00- 125.00	100.00(M)
2.152	2.150	0.002	92703	0.10000	0.1086	45.60- 76.00	63.85
2.608	2.608	0.000	156669	0.10000	0.1137	78.97- 131.61	107.91
2.746	2.745	0.001	80582	0.10000	0.1181	40.14- 66.89	55.50
3.173	3.171	0.002	61217	0.10000	0.1096	29.79- 49.65	42.17
Average of Peak Amounts =					0.11106		

QC Flag Legend

M - Compound response manually integrated.

Data File: \\CANSVR11\DD\chem\GCS\a2hp10.i\1003011C-1.b\003F0301.D
Date : 01-MAR-2010 08:07
Client ID:
Sample Info: 1232,,1,2
Column phase: restek pest clpI

Instrument: a2hp10.i
Operator:
Column diameter: 0.53

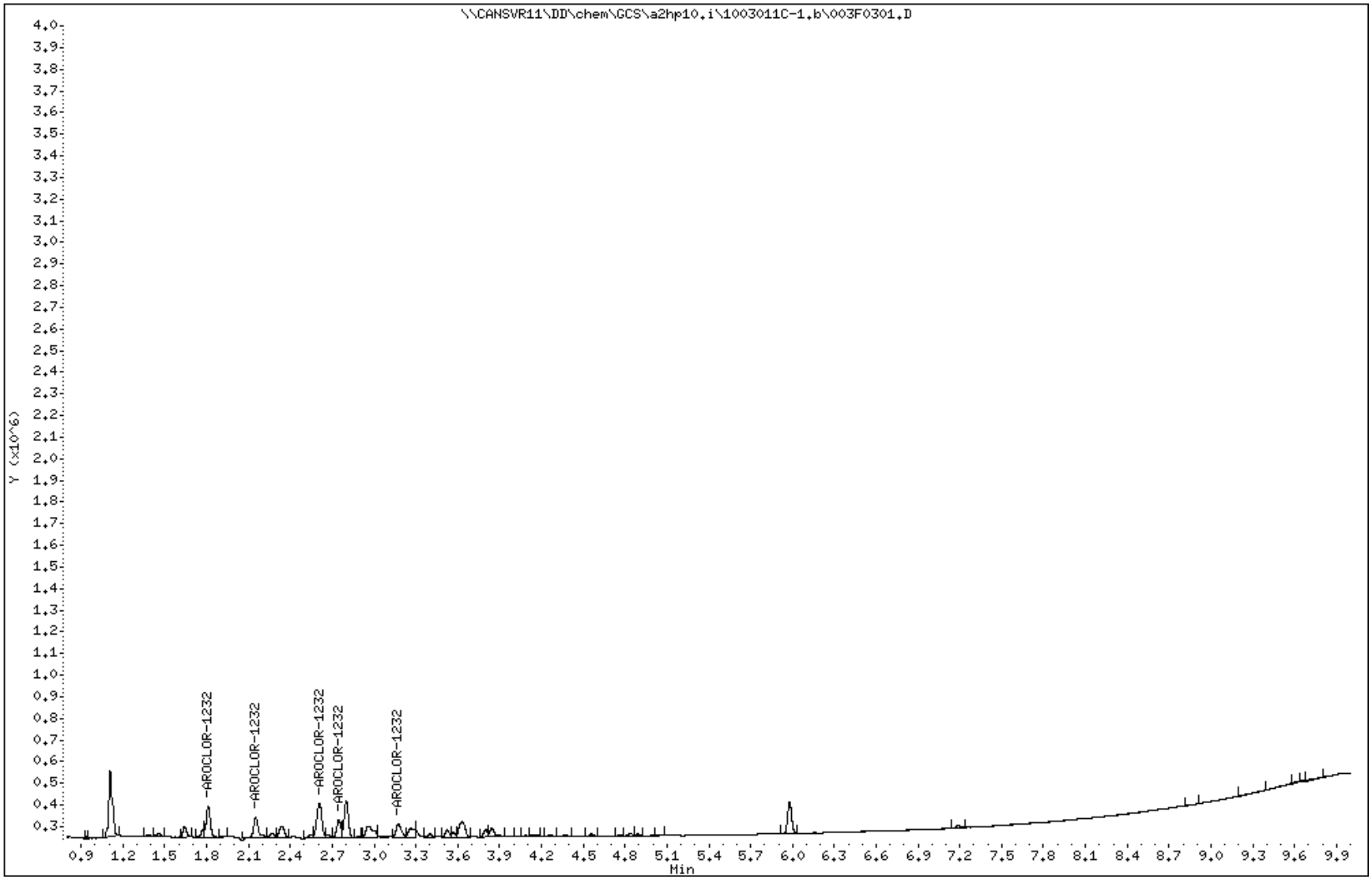

Data File Name: 003F0301.D
Inj. Date and Time: 01-MAR-2010 08:07
Instrument ID: a2hp10.i
Client ID:
Compound Name: AROCLOR-1232
CAS #: 11141-16-5
Report Date: 03/02/2010

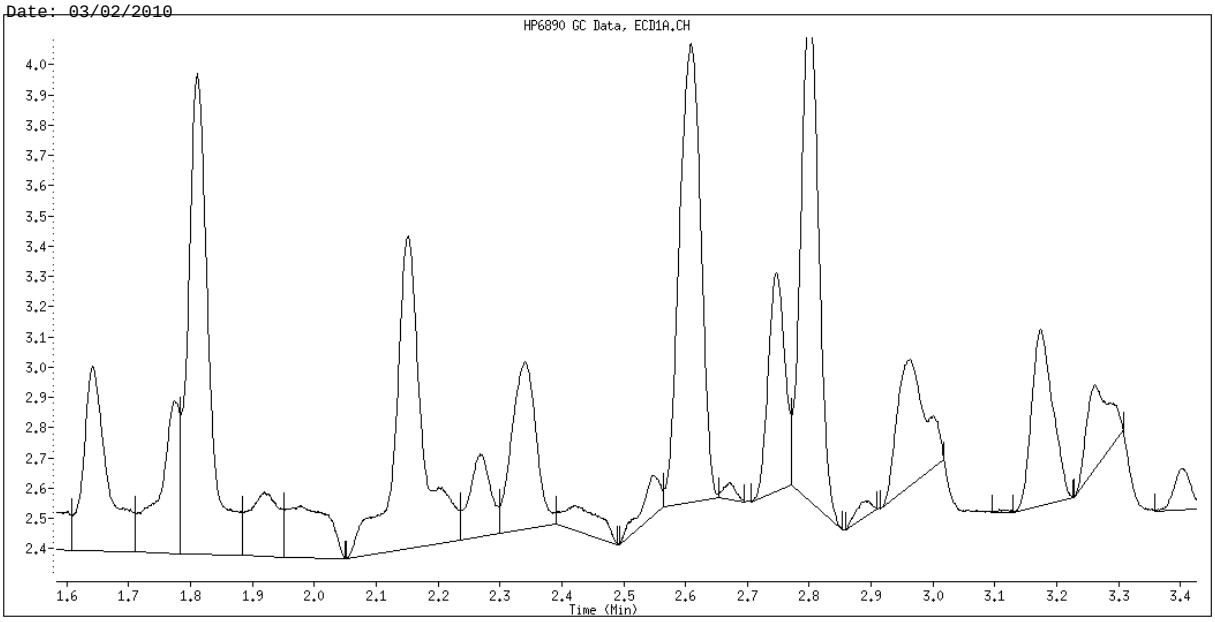

Original Integration

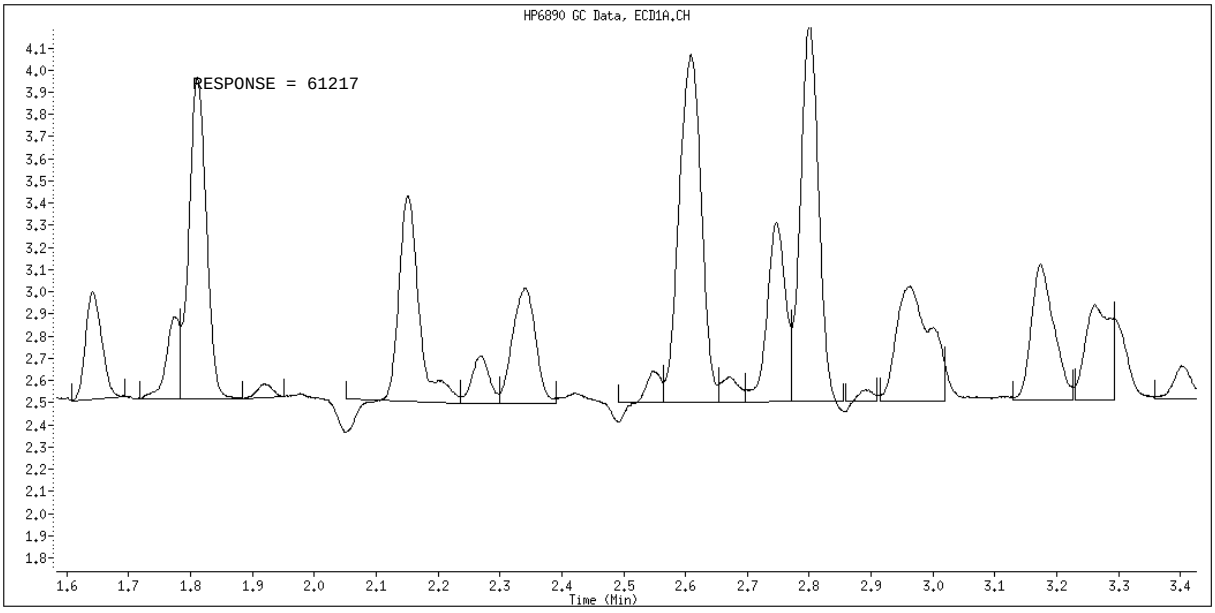

Manual Integration

Manually Integrated By: hassl
Manual Integration Reason: Baseline Event

TestAmerica North Canton

PCB 8082/608

Data file : \\CANSVR11\DD\chem\GCS\a2hp10.i\1003011C-1.b\004F0401.D
Lab Smp Id: 1232
Inj Date : 01-MAR-2010 08:22
Operator : Inst ID: a2hp10.i
Smp Info : 1232,,1,3
Misc Info : 1-AR1232.SUB
Comment :
Method : \\CANSVR11\DD\chem\GCS\a2hp10.i\1003011C-1.b\PCB10.m
Meth Date : 02-Mar-2010 06:57 hassl Quant Type: ESTD
Cal Date : 01-MAR-2010 18:00 Cal File: 042F4201.D
Als bottle: 4 Calibration Sample, Level: 3
Dil Factor: 1.00000
Integrator: Falcon Compound Sublist: 1-AR1232.SUB
Target Version: 4.14 Sample Matrix: None
Processing Host: CANPMSV21

				AMOUNTS			
				CAL-AMT	ON-COL		
RT	EXP RT	DLT RT	RESPONSE	(ng)	(ng)	TARGET RANGE	RATIO
4 AROCLOR-1232					CAS #: 11141-16-5		
1.808	1.810	-0.002	283898	0.20000	0.2060	75.00- 125.00	100.00
2.148	2.150	-0.002	179767	0.20000	0.2100	45.60- 76.00	63.32
2.608	2.608	0.000	245755	0.20000	0.1743	78.97- 131.61	86.56
2.745	2.745	0.000	126865	0.20000	0.1766	40.14- 66.89	44.69
3.171	3.171	0.000	113133	0.20000	0.2026	29.79- 49.65	39.85
Average of Peak Amounts =					0.19390		

Data File: \\CANSVR11\DD\chem\GCS\a2hp10.i\1003011C-1.b\004F0401.D
Date : 01-MAR-2010 08:22
Client ID:
Sample Info: 1232,,1,3
Column phase: restek pest clpI

Instrument: a2hp10.i
Operator:
Column diameter: 0.53

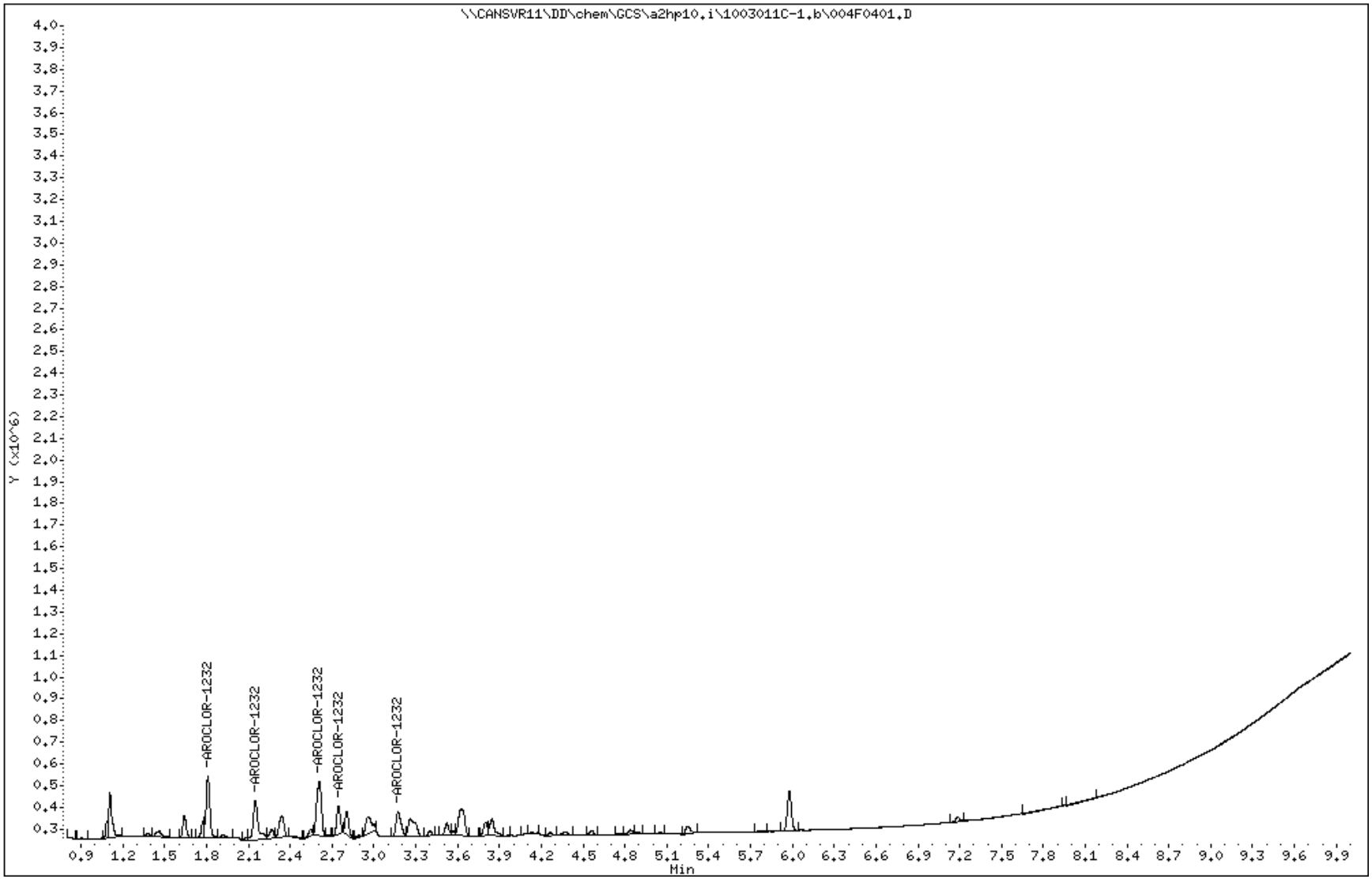

TestAmerica North Canton

PCB 8082/608

Data file : \\CANSVR11\DD\chem\GCS\a2hp10.i\1003011C-1.b\005F0501.D
Lab Smp Id: 1232
Inj Date : 01-MAR-2010 08:37
Operator : Inst ID: a2hp10.i
Smp Info : 1232,,1,4
Misc Info : 1-AR1232.SUB
Comment :
Method : \\CANSVR11\DD\chem\GCS\a2hp10.i\1003011C-1.b\PCB10.m
Meth Date : 02-Mar-2010 06:57 hassl Quant Type: ESTD
Cal Date : 24-FEB-2010 14:51 Cal File: 041F4101.D
Als bottle: 5 Calibration Sample, Level: 4
Dil Factor: 1.00000
Integrator: Falcon Compound Sublist: 1-AR1232.SUB
Target Version: 4.14 Sample Matrix: None
Processing Host: CANPMSV21

				AMOUNTS			
				CAL-AMT	ON-COL		
RT	EXP RT	DLT RT	RESPONSE	(ng)	(ng)	TARGET RANGE	RATIO
4 AROCLOR-1232					CAS #: 11141-16-5		
1.808	1.810	-0.002	681964	0.50000	0.4947	75.00- 125.00	100.00(M)
2.148	2.150	-0.002	414648	0.50000	0.4858	45.60- 76.00	60.80
2.606	2.608	-0.002	718028	0.50000	0.5171	78.97- 131.61	105.29
2.744	2.745	-0.001	364950	0.50000	0.5255	40.14- 66.89	53.51
3.171	3.171	0.000	270898	0.50000	0.4851	29.79- 49.65	39.72
		Average of Peak Amounts =			0.50164		

QC Flag Legend

M - Compound response manually integrated.

Data File: \\CANSVR11\DD\chem\GCS\a2hp10.i\1003011C-1.b\005F0501.D
Date : 01-MAR-2010 08:37
Client ID:
Instrument: a2hp10.i
Sample Info: 1232,,1,4
Operator:
Column phase: restek pest clpI
Column diameter: 0.53

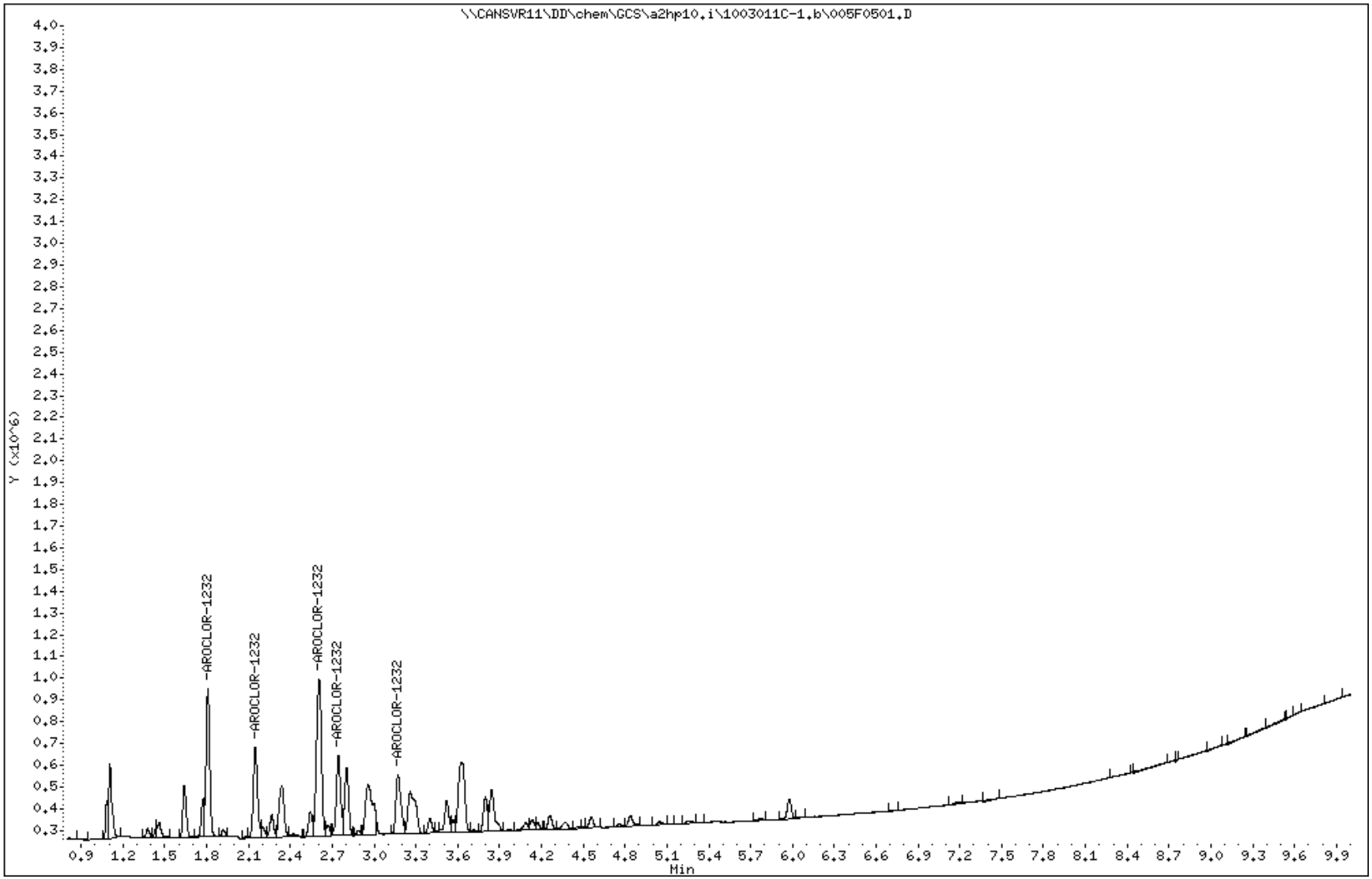

Data File Name: 005F0501.D
Inj. Date and Time: 01-MAR-2010 08:37
Instrument ID: a2hp10.i
Client ID:
Compound Name: AROCLOR-1232
CAS #: 11141-16-5
Report Date: 03/02/2010

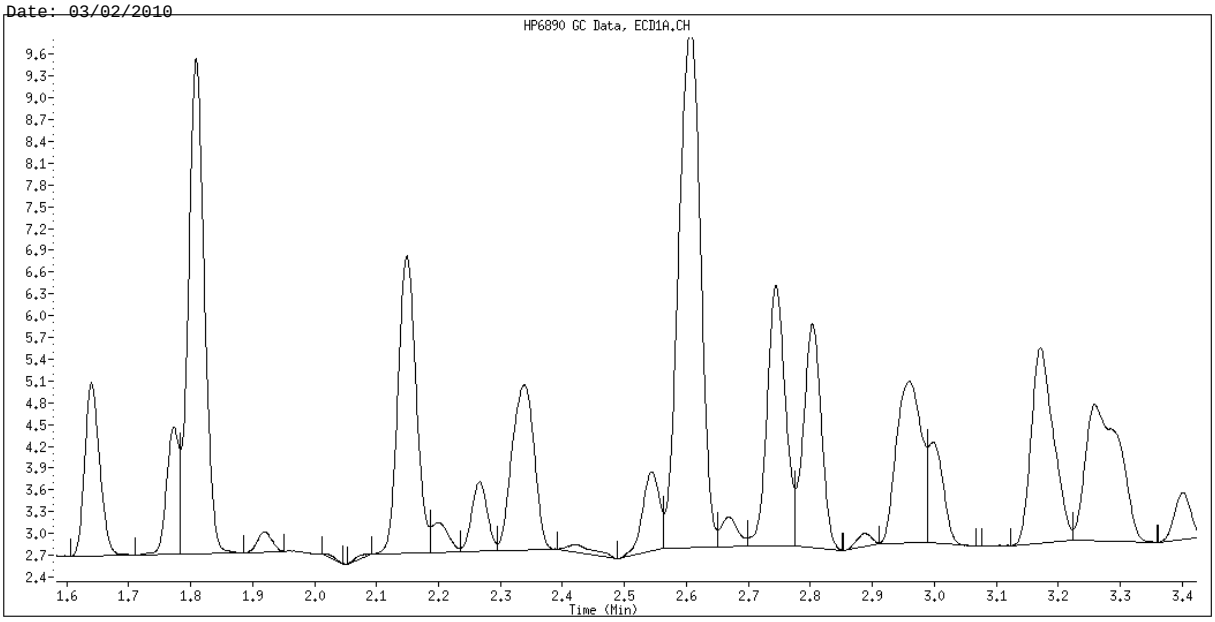

Original Integration

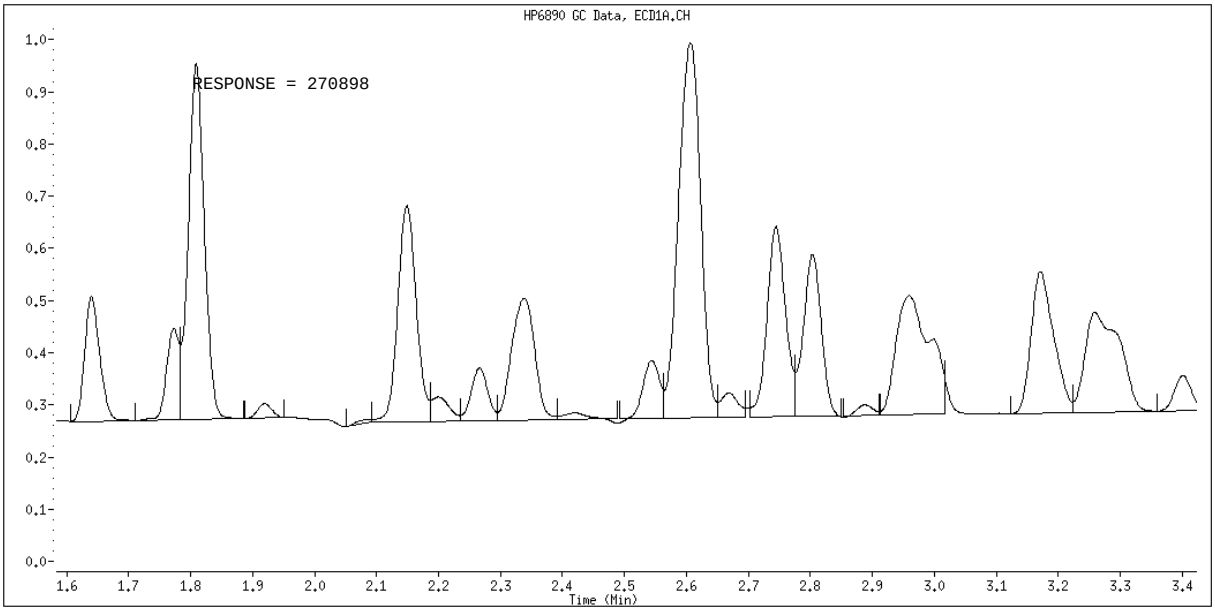

Manual Integration

Manually Integrated By: hassl
Manual Integration Reason: Baseline Event

TestAmerica North Canton

PCB 8082/608

Data file : \\CANSVR11\DD\chem\GCS\a2hp10.i\1003011C-1.b\006F0601.D
Lab Smp Id: 1232
Inj Date : 01-MAR-2010 08:52
Operator : Inst ID: a2hp10.i
Smp Info : 1232,,1,5
Misc Info : 1-AR1232.SUB
Comment :
Method : \\CANSVR11\DD\chem\GCS\a2hp10.i\1003011C-1.b\PCB10.m
Meth Date : 02-Mar-2010 06:57 hassl Quant Type: ESTD
Cal Date : 24-FEB-2010 15:07 Cal File: 042F4201.D
Als bottle: 6 Calibration Sample, Level: 5
Dil Factor: 1.00000
Integrator: Falcon Compound Sublist: 1-AR1232.SUB
Target Version: 4.14 Sample Matrix: None
Processing Host: CANPMSV21

				AMOUNTS			
				CAL-AMT	ON-COL		
RT	EXP RT	DLT RT	RESPONSE	(ng)	(ng)	TARGET RANGE	RATIO
4 AROCLOR-1232					CAS #: 11141-16-5		
1.809	1.810	-0.001	1358243	1.00000	0.9853	75.00- 125.00	100.00(M)
2.150	2.150	0.000	832813	1.00000	0.9741	45.60- 76.00	61.32
2.610	2.608	0.002	1293961	1.00000	0.9245	78.97- 131.61	95.27
2.745	2.745	0.000	735307	1.00000	1.040	40.14- 66.89	54.14
3.171	3.171	0.000	550497	1.00000	0.9859	29.79- 49.65	40.53
		Average of Peak Amounts =			0.98196		

QC Flag Legend

M - Compound response manually integrated.

Data File: \\CANSVR11\DD\chem\GCS\a2hp10.i\1003011C-1.b\006F0601.D
Date : 01-MAR-2010 08:52
Client ID:
Instrument: a2hp10.i
Sample Info: 1232,,1,5
Operator:
Column phase: restek pest clpI
Column diameter: 0.53

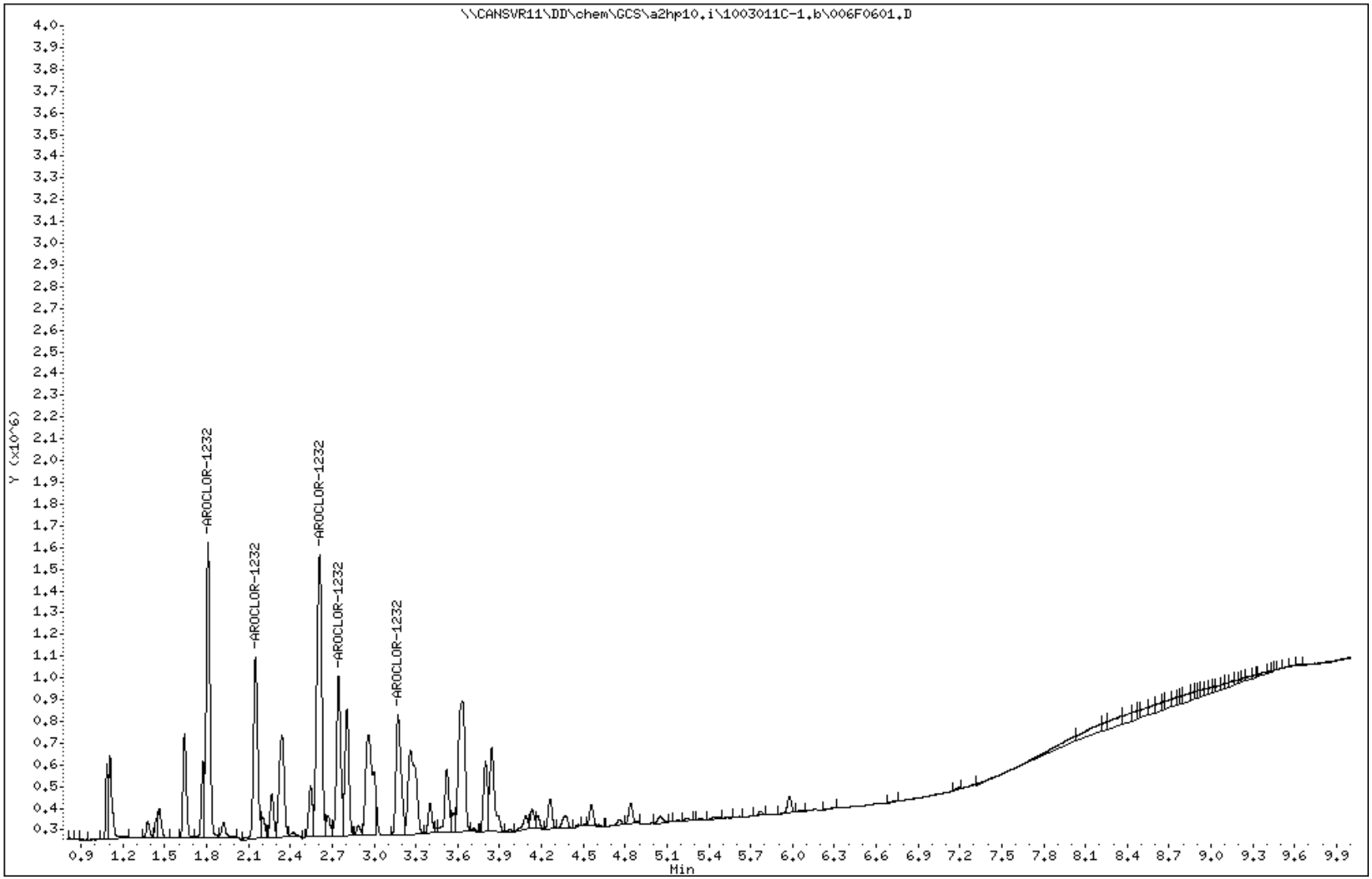

Data File Name: 006F0601.D
Inj. Date and Time: 01-MAR-2010 08:52
Instrument ID: a2hp10.i
Client ID:
Compound Name: AROCLOR-1232
CAS #: 11141-16-5
Report Date: 03/02/2010

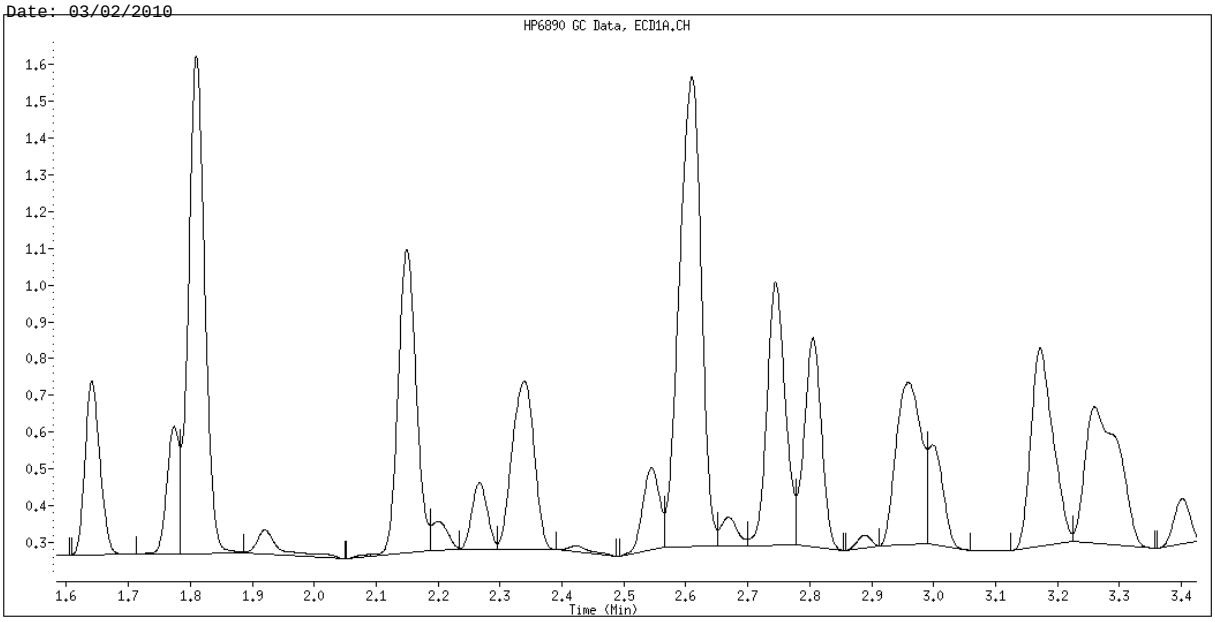

Original Integration

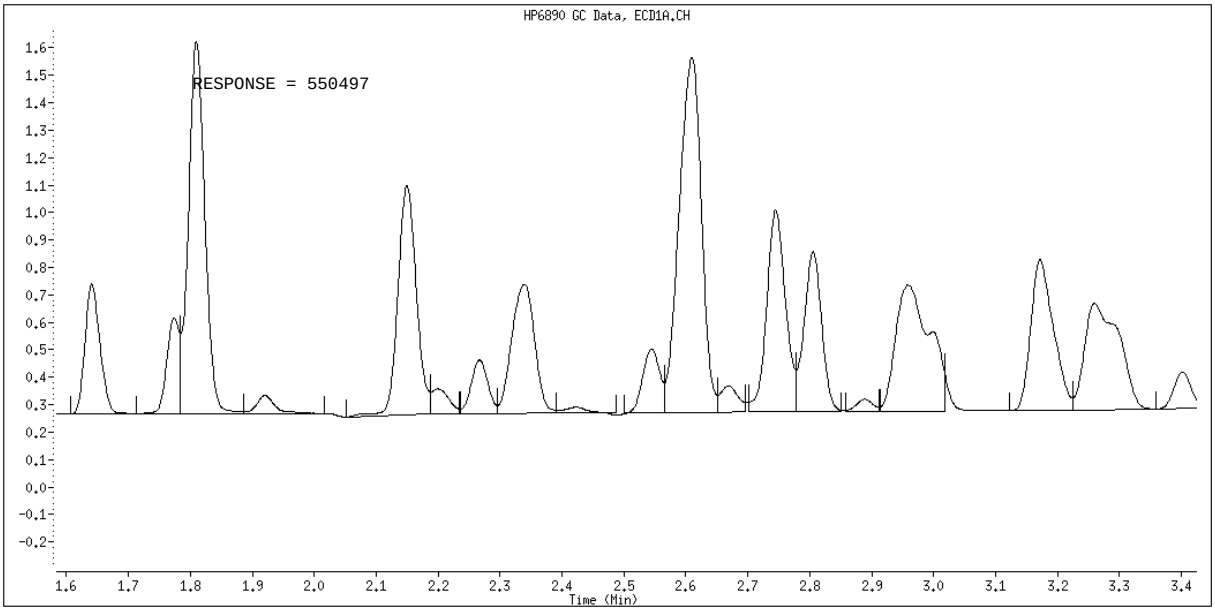

Manual Integration

Manually Integrated By: hassl
Manual Integration Reason: Baseline Event

TestAmerica North Canton

PCB 8082/608

Data file : \\CANSVR11\DD\chem\GCS\a2hp10.i\1003011C-1.b\007F0701.D
Lab Smp Id: 1232
Inj Date : 01-MAR-2010 09:08
Operator : Inst ID: a2hp10.i
Smp Info : 1232,,1,6
Misc Info : 1-AR1232.SUB
Comment :
Method : \\CANSVR11\DD\chem\GCS\a2hp10.i\1003011C-1.b\PCB10.m
Meth Date : 02-Mar-2010 06:57 hassl Quant Type: ESTD
Cal Date : 24-FEB-2010 15:22 Cal File: 043F4301.D
Als bottle: 7 Calibration Sample, Level: 6
Dil Factor: 1.00000
Integrator: Falcon Compound Sublist: 1-AR1232.SUB
Target Version: 4.14 Sample Matrix: None
Processing Host: CANPMSV21

				AMOUNTS			
				CAL-AMT	ON-COL		
RT	EXP RT	DLT RT	RESPONSE	(ng)	(ng)	TARGET RANGE	RATIO
4 AROCLOR-1232					CAS #: 11141-16-5		
1.810	1.810	0.000	2309305	2.00000	1.675	75.00- 125.00	100.00(M)
2.150	2.150	0.000	1457611	2.00000	1.703	45.60- 76.00	63.12
2.608	2.608	0.000	2756039	2.00000	1.955	78.97- 131.61	119.34
2.745	2.745	0.000	1340437	2.00000	1.866	40.14- 66.89	58.05
3.171	3.171	0.000	1017082	2.00000	1.822	29.79- 49.65	44.04
		Average of Peak Amounts =			1.80420		

QC Flag Legend

M - Compound response manually integrated.

2255

Data File: \\CANSVR11\DD\chem\GCS\a2hp10.i\1003011C-1.b\007F0701.D
Date : 01-MAR-2010 09:08
Client ID:
Instrument: a2hp10.i
Sample Info: 1232,,1,6
Operator:
Column phase: restek pest clpI
Column diameter: 0.53

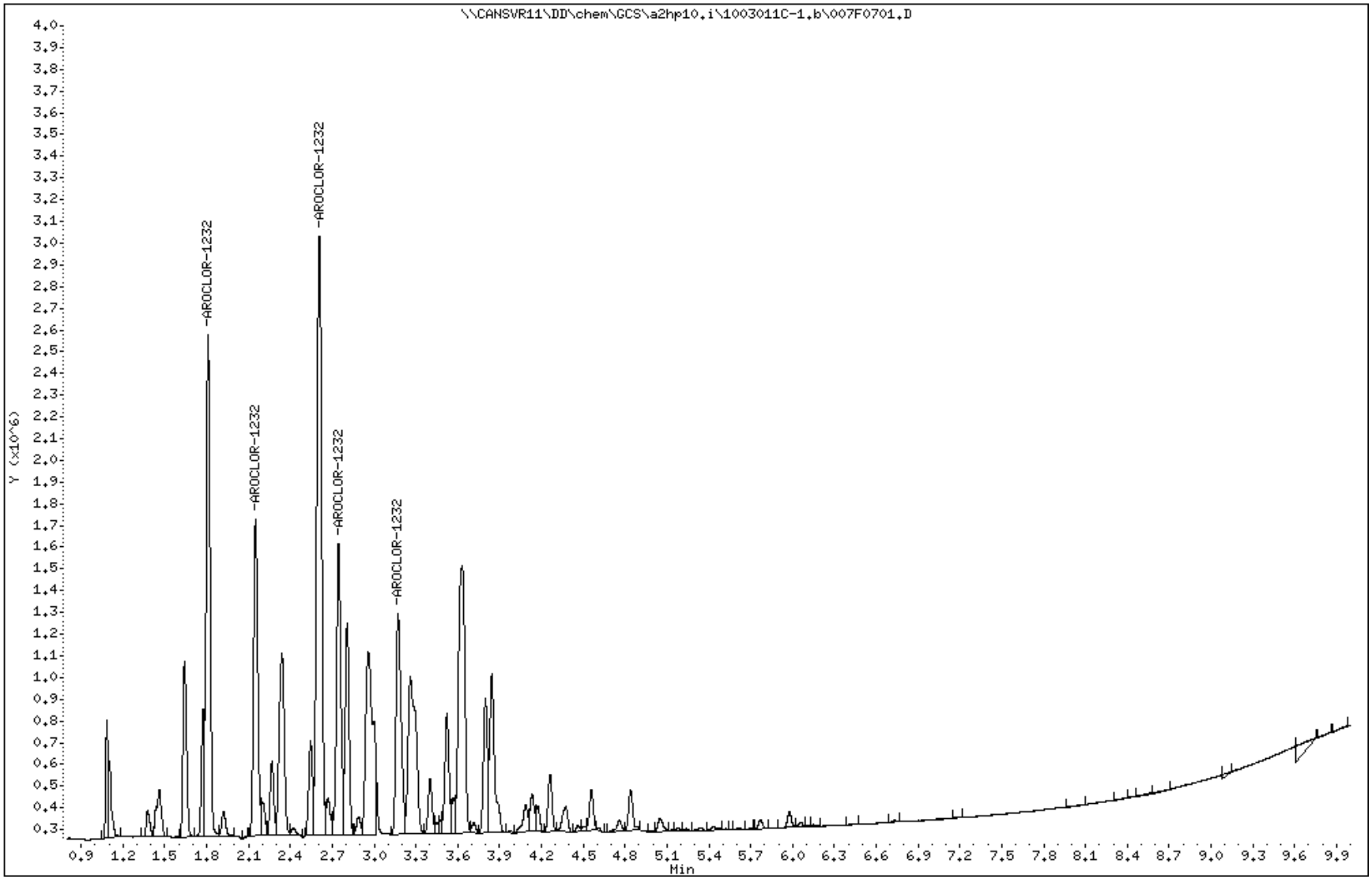

North Canton

Data File Name: 007F0701.D
Inj. Date and Time: 01-MAR-2010 09:08
Instrument ID: a2hp10.i
Client ID:
Compound Name: AROCLOR-1232
CAS #: 11141-16-5
Report Date: 03/02/2010

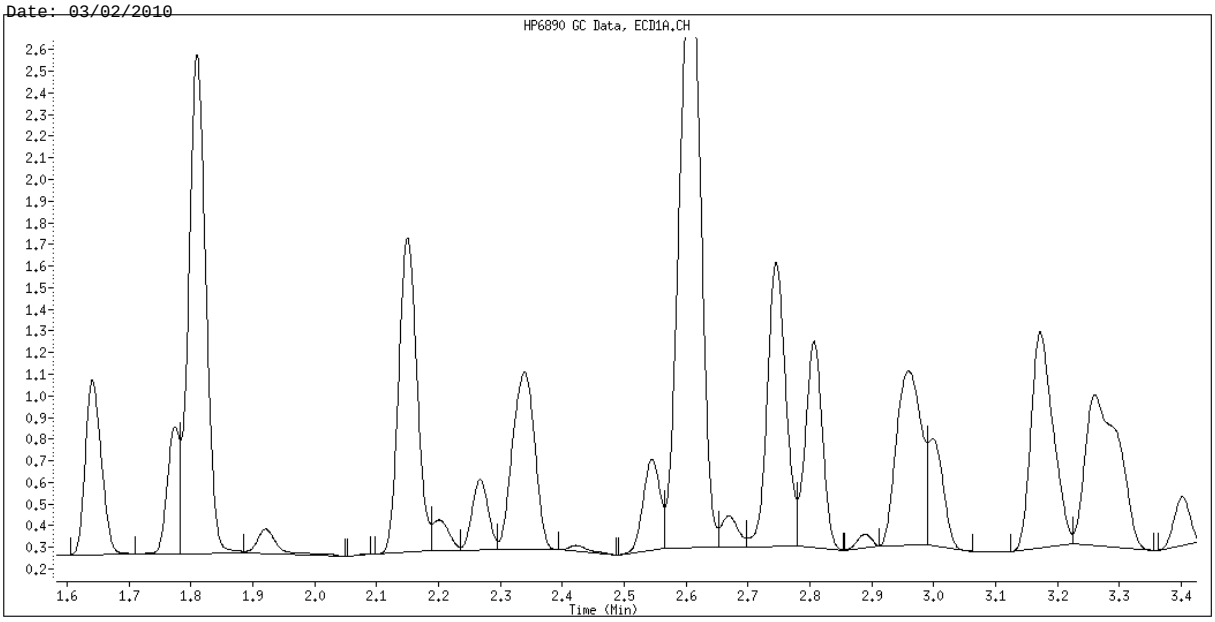

Original Integration

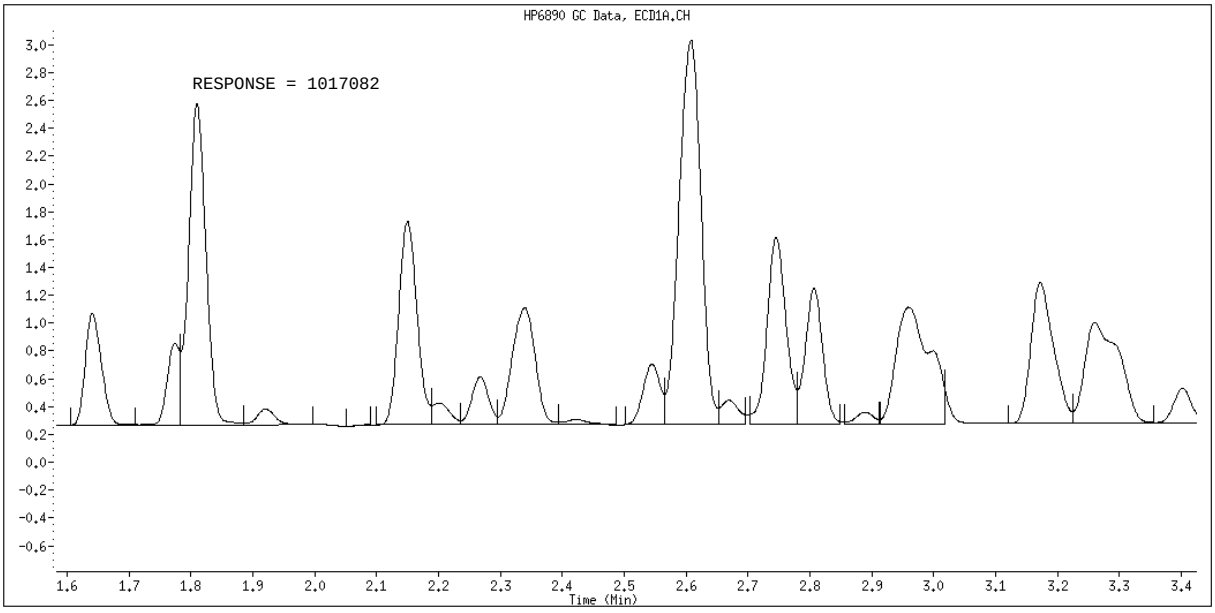

Manual Integration

Manually Integrated By: hassl
Manual Integration Reason: Baseline Event

TestAmerica North Canton

PCB 8082/608

Data file : \\CANSVR11\DD\chem\GCS\a2hp10.i\1003011C-1.b\008F0801.D
Lab Smp Id: 1242
Inj Date : 01-MAR-2010 09:23
Operator : Inst ID: a2hp10.i
Smp Info : 1242,,1,1
Misc Info : 2-AR1242.SUB
Comment :
Method : \\CANSVR11\DD\chem\GCS\a2hp10.i\1003011C-1.b\PCB10.m
Meth Date : 02-Mar-2010 06:57 hassl Quant Type: ESTD
Cal Date : 01-MAR-2010 18:00 Cal File: 042F4201.D
Als bottle: 8 Calibration Sample, Level: 1
Dil Factor: 1.00000
Integrator: Falcon Compound Sublist: 2-AR1242.SUB
Target Version: 4.14 Sample Matrix: None
Processing Host: CANPMSV21

				AMOUNTS			
				CAL-AMT	ON-COL		
RT	EXP RT	DLT RT	RESPONSE	(ng)	(ng)	TARGET RANGE	RATIO
5 AROCLOR-1242					CAS #: 53469-21-9		
1.809	1.809	0.000	98921	0.05000	0.05225	75.00- 125.00	100.00(M)
2.150	2.150	0.000	181450	0.05000	0.05010	140.68- 234.46	183.43
2.606	2.606	0.000	395082	0.05000	0.05282	295.51- 492.51	399.39
2.745	2.745	0.000	149719	0.05000	0.04733	128.90- 214.83	151.35
3.171	3.171	0.000	166137	0.05000	0.05201	128.11- 213.52	167.95
		Average of Peak Amounts =			0.05090		

QC Flag Legend

M - Compound response manually integrated.

Data File: \\CANSVR11\DD\chem\GCS\a2hp10.i\1003011C-1.b\008F0801.D
Date : 01-MAR-2010 09:23
Client ID:
Instrument: a2hp10.i
Sample Info: 1242,,1,1
Operator:
Column phase: restek pest clpI
Column diameter: 0.53

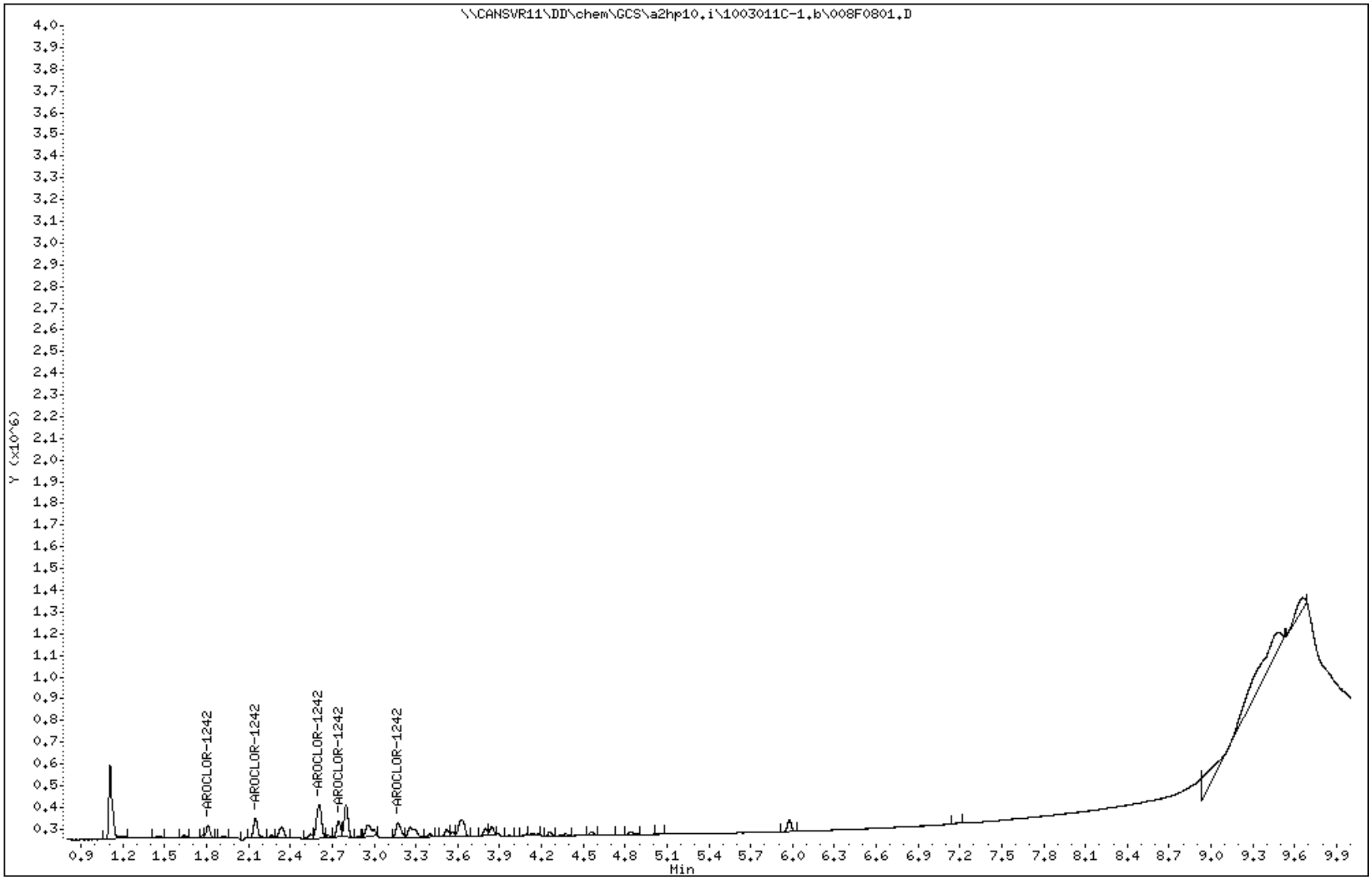

Data File Name: 008F0801.D
Inj. Date and Time: 01-MAR-2010 09:23
Instrument ID: a2hp10.i
Client ID:
Compound Name: AROCLOR-1242
CAS #: 53469-21-9
Report Date: 03/02/2010

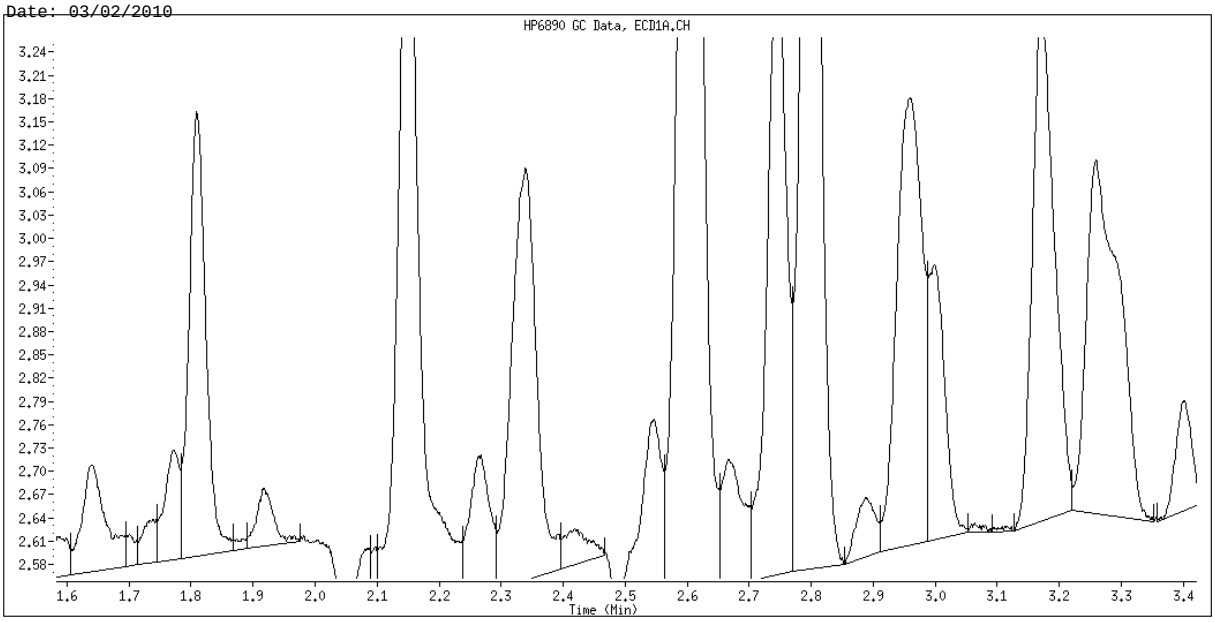

Original Integration

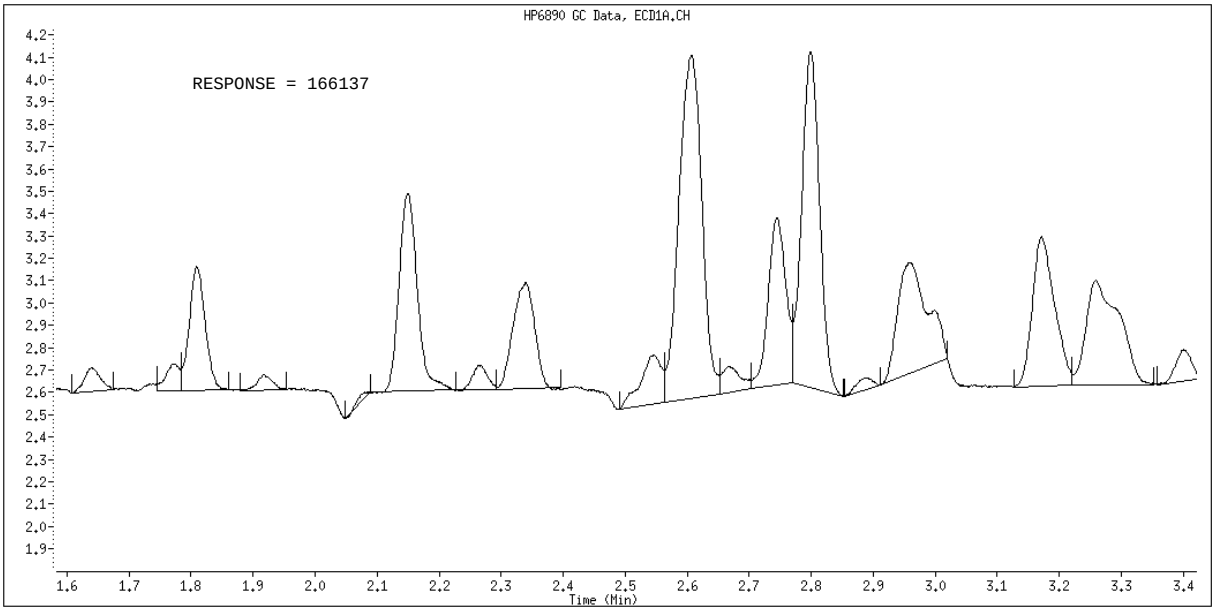

Manual Integration

Manually Integrated By: hassl
Manual Integration Reason: Baseline Event

TestAmerica North Canton

PCB 8082/608

Data file : \\CANSVR11\DD\chem\GCS\a2hp10.i\1003011C-1.b\009F0901.D
Lab Smp Id: 1242
Inj Date : 01-MAR-2010 09:38
Operator : Inst ID: a2hp10.i
Smp Info : 1242,,1,2
Misc Info : 2-AR1242.SUB
Comment :
Method : \\CANSVR11\DD\chem\GCS\a2hp10.i\1003011C-1.b\PCB10.m
Meth Date : 02-Mar-2010 06:57 hassl Quant Type: ESTD
Cal Date : 01-MAR-2010 18:00 Cal File: 042F4201.D
Als bottle: 9 Calibration Sample, Level: 2
Dil Factor: 1.00000
Integrator: Falcon Compound Sublist: 2-AR1242.SUB
Target Version: 4.14 Sample Matrix: None
Processing Host: CANPMSV21

				AMOUNTS			
				CAL-AMT	ON-COL		
RT	EXP RT	DLT RT	RESPONSE	(ng)	(ng)	TARGET RANGE	RATIO
5 AROCLOR-1242					CAS #: 53469-21-9		
1.809	1.809	0.000	195967	0.10000	0.1035	75.00- 125.00	100.00(M)
2.149	2.150	-0.001	381570	0.10000	0.1054	140.68- 234.46	194.71
2.607	2.606	0.001	746106	0.10000	0.09974	295.51- 492.51	380.73
2.744	2.745	-0.001	326838	0.10000	0.1033	128.90- 214.83	166.78
3.171	3.171	0.000	330015	0.10000	0.1033	128.11- 213.52	168.40
Average of Peak Amounts =					0.10305		

QC Flag Legend

M - Compound response manually integrated.

Data File: \\CANSVR11\DD\chem\GCS\a2hp10.i\1003011C-1.b\009F0901.D
Date : 01-MAR-2010 09:38
Client ID:
Sample Info: 1242,,1,2

Instrument: a2hp10.i
Operator:
Column diameter: 0.53

Column phase: restek pest clpI

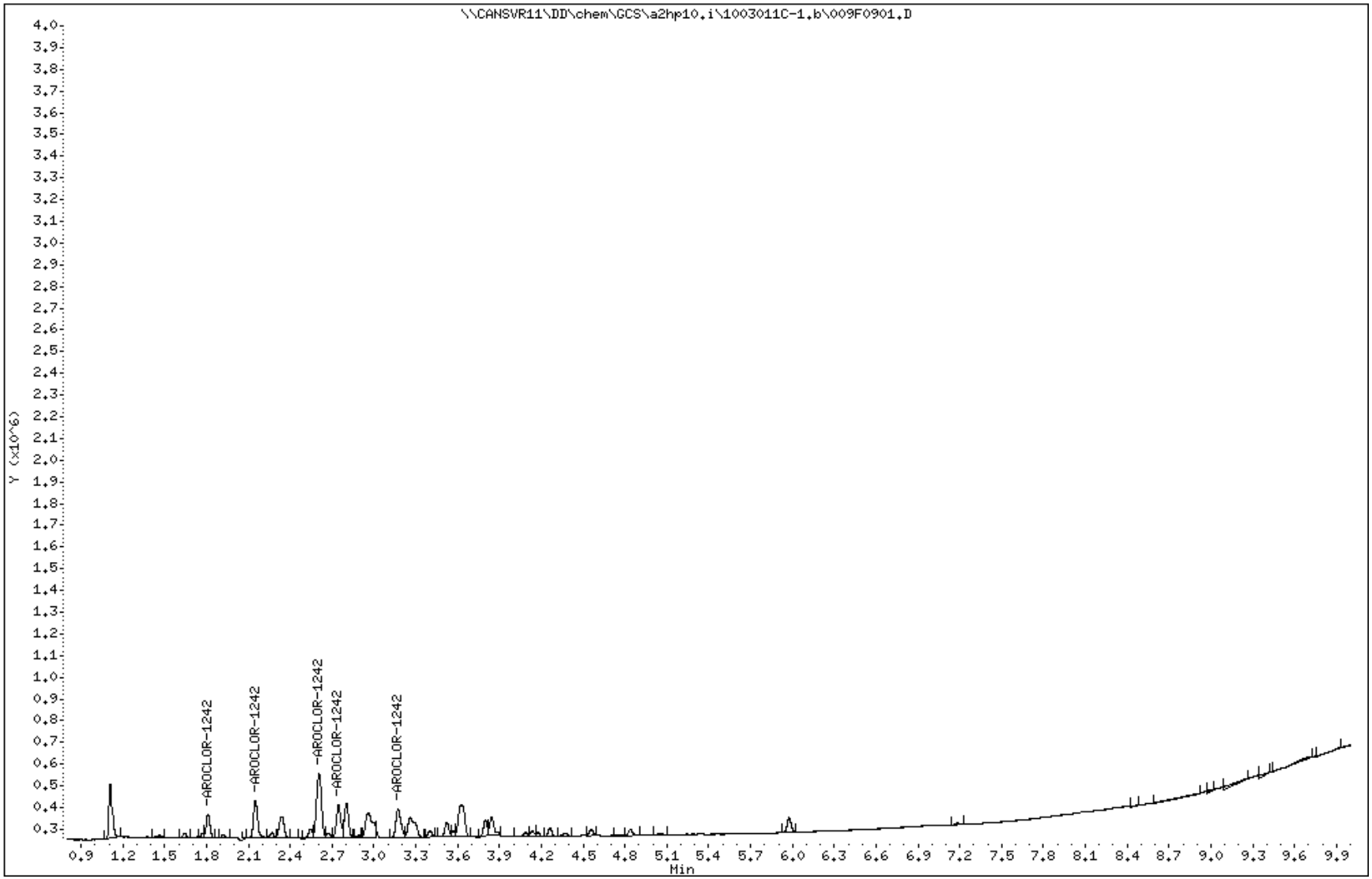

Data File Name: 009F0901.D
Inj. Date and Time: 01-MAR-2010 09:38
Instrument ID: a2hp10.i
Client ID:
Compound Name: AROCLOR-1242
CAS #: 53469-21-9
Report Date: 03/02/2010

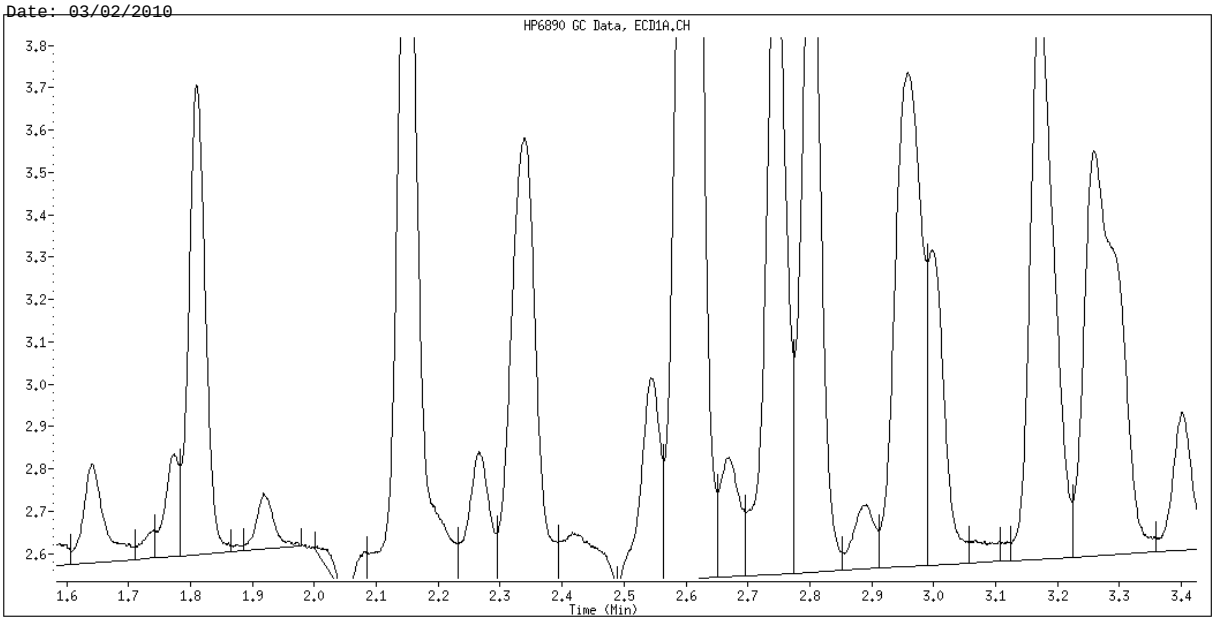

Original Integration

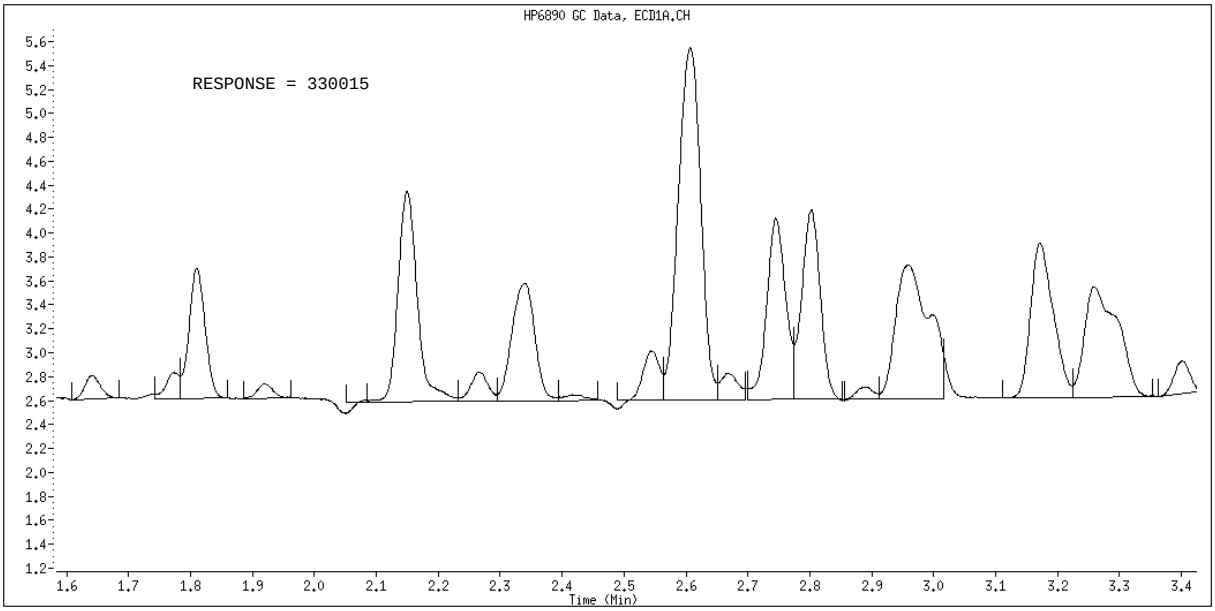

Manual Integration

Manually Integrated By: hassl
Manual Integration Reason: Baseline Event

TestAmerica North Canton

PCB 8082/608

Data file : \\CANSVR11\DD\chem\GCS\a2hp10.i\1003011C-1.b\010F1001.D
Lab Smp Id: 1242
Inj Date : 01-MAR-2010 09:53
Operator : Inst ID: a2hp10.i
Smp Info : 1242,,1,3
Misc Info : 2-AR1242.SUB
Comment :
Method : \\CANSVR11\DD\chem\GCS\a2hp10.i\1003011C-1.b\PCB10.m
Meth Date : 02-Mar-2010 06:57 hassl Quant Type: ESTD
Cal Date : 24-FEB-2010 14:36 Cal File: 040F4001.D
Als bottle: 10 Calibration Sample, Level: 3
Dil Factor: 1.00000
Integrator: Falcon Compound Sublist: 2-AR1242.SUB
Target Version: 4.14 Sample Matrix: None
Processing Host: CANPMSV21

				AMOUNTS			
				CAL-AMT	ON-COL		
RT	EXP RT	DLT RT	RESPONSE	(ng)	(ng)	TARGET RANGE	RATIO
5 AROCLOR-1242					CAS #: 53469-21-9		
1.809	1.809	0.000	400646	0.20000	0.3552	75.00- 125.00	100.00
2.149	2.150	-0.001	825732	0.20000	0.3659	140.68- 234.46	206.10
2.606	2.606	0.000	1554347	0.20000	0.3664	295.51- 492.51	387.96
2.745	2.745	0.000	684246	0.20000	0.4091	128.90- 214.83	170.79
3.171	3.171	0.000	666493	0.20000	0.2169	128.11- 213.52	166.35
Average of Peak Amounts =					0.34270		

Data File: \\CANSVR11\DD\chem\GCS\a2hp10.i\1003011C-1.b\010F1001.D
Date : 01-MAR-2010 09:53
Client ID:
Sample Info: 1242,,1,3
Column phase: restek pest clpI

Instrument: a2hp10.i
Operator:
Column diameter: 0.53

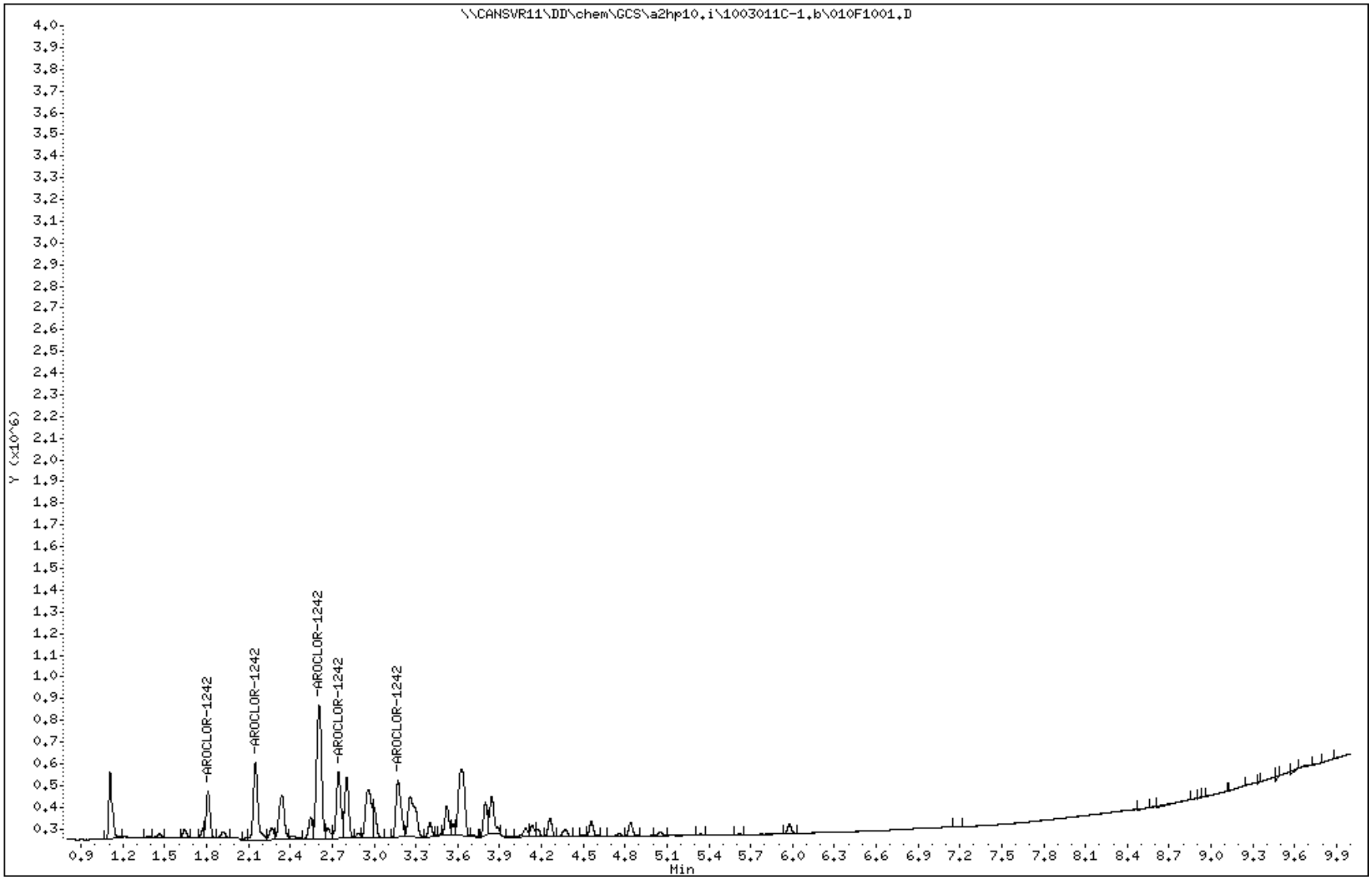

TestAmerica North Canton

PCB 8082/608

Data file : \\CANSVR11\DD\chem\GCS\a2hp10.i\1003011C-1.b\011F1101.D
Lab Smp Id: 1242
Inj Date : 01-MAR-2010 10:09
Operator : Inst ID: a2hp10.i
Smp Info : 1242,,1,4
Misc Info : 2-AR1242.SUB
Comment :
Method : \\CANSVR11\DD\chem\GCS\a2hp10.i\1003011C-1.b\PCB10.m
Meth Date : 02-Mar-2010 06:57 hassl Quant Type: ESTD
Cal Date : 24-FEB-2010 14:51 Cal File: 041F4101.D
Als bottle: 11 Calibration Sample, Level: 4
Dil Factor: 1.00000
Integrator: Falcon Compound Sublist: 2-AR1242.SUB
Target Version: 4.14 Sample Matrix: None
Processing Host: CANPMSV21

				AMOUNTS			
				CAL-AMT	ON-COL		
RT	EXP RT	DLT RT	RESPONSE	(ng)	(ng)	TARGET RANGE	RATIO
5 AROCLOR-1242					CAS #: 53469-21-9		
1.809	1.809	0.000	1009432	0.50000	0.5331	75.00- 125.00	100.00(M)
2.149	2.150	-0.001	1893359	0.50000	0.4924	140.68- 234.46	187.57
2.607	2.606	0.001	3977256	0.50000	0.5317	295.51- 492.51	394.01
2.744	2.745	-0.001	1734830	0.50000	0.5485	128.90- 214.83	171.86
3.171	3.171	0.000	1724262	0.50000	0.5398	128.11- 213.52	170.82
		Average of Peak Amounts =			0.52910		

QC Flag Legend

M - Compound response manually integrated.

Data File: \\CANSVR11\DD\chem\GCS\a2hp10.i\1003011C-1.b\011F1101.D
Date : 01-MAR-2010 10:09
Client ID:
Instrument: a2hp10.i
Sample Info: 1242,,1,4
Operator:
Column phase: restek pest clpI
Column diameter: 0.53

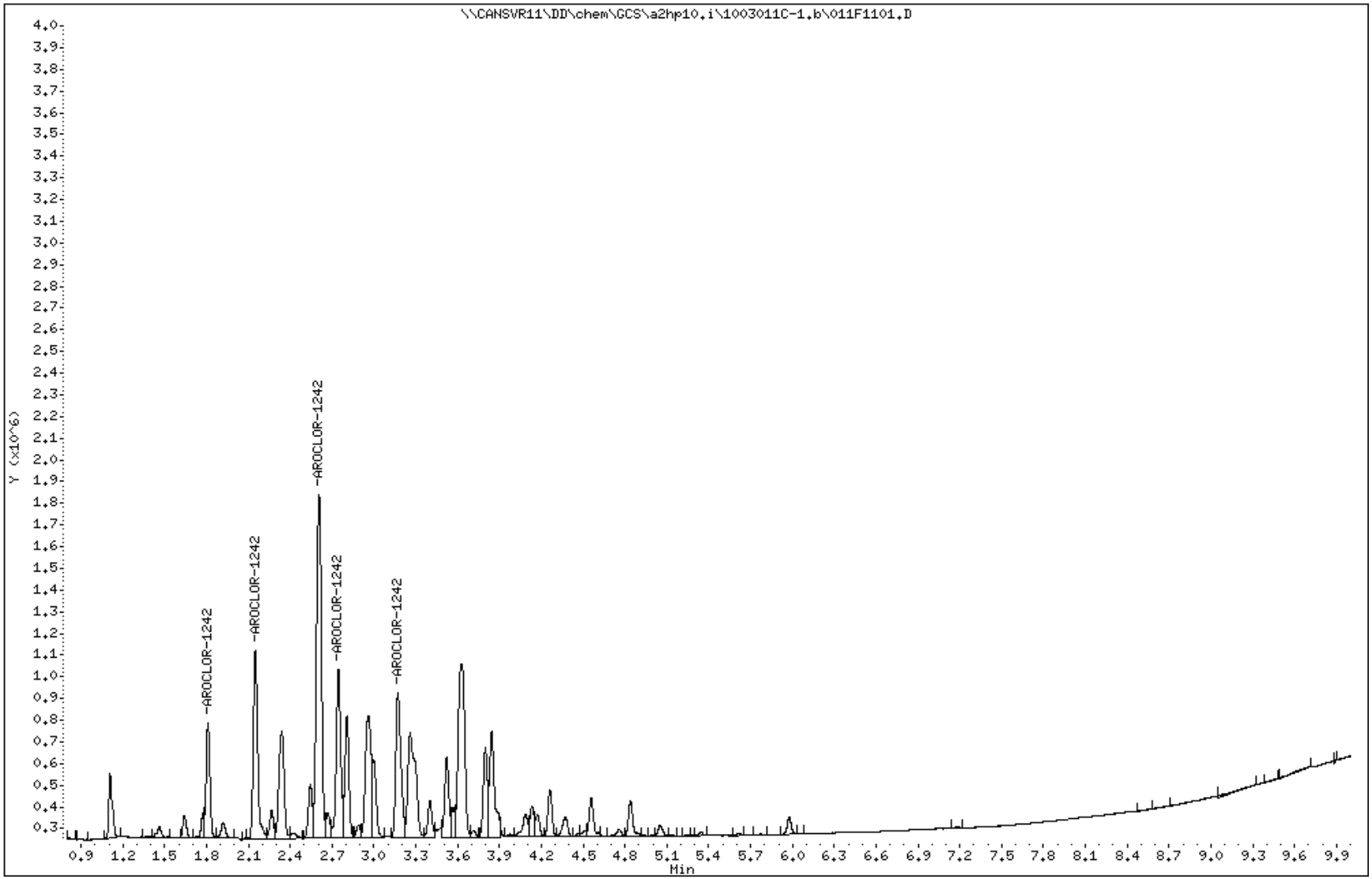

Data File Name: 011F1101.D
Inj. Date and Time: 01-MAR-2010 10:09
Instrument ID: a2hp10.i
Client ID:
Compound Name: AROCLOR-1242
CAS #: 53469-21-9
Report Date: 03/02/2010

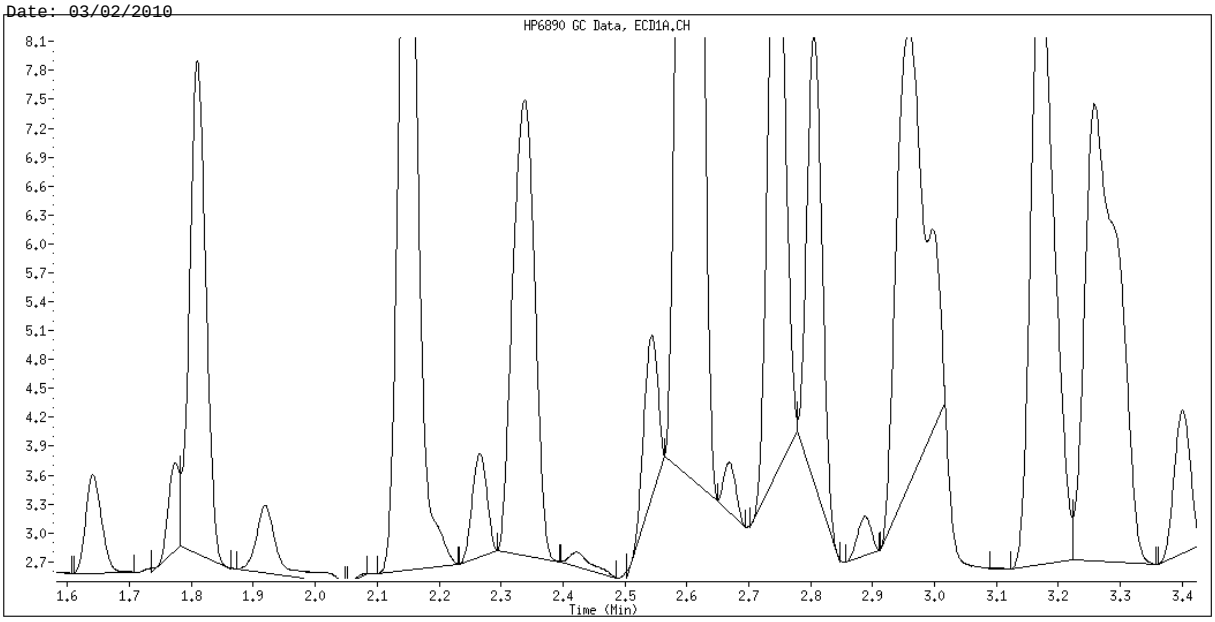

Original Integration

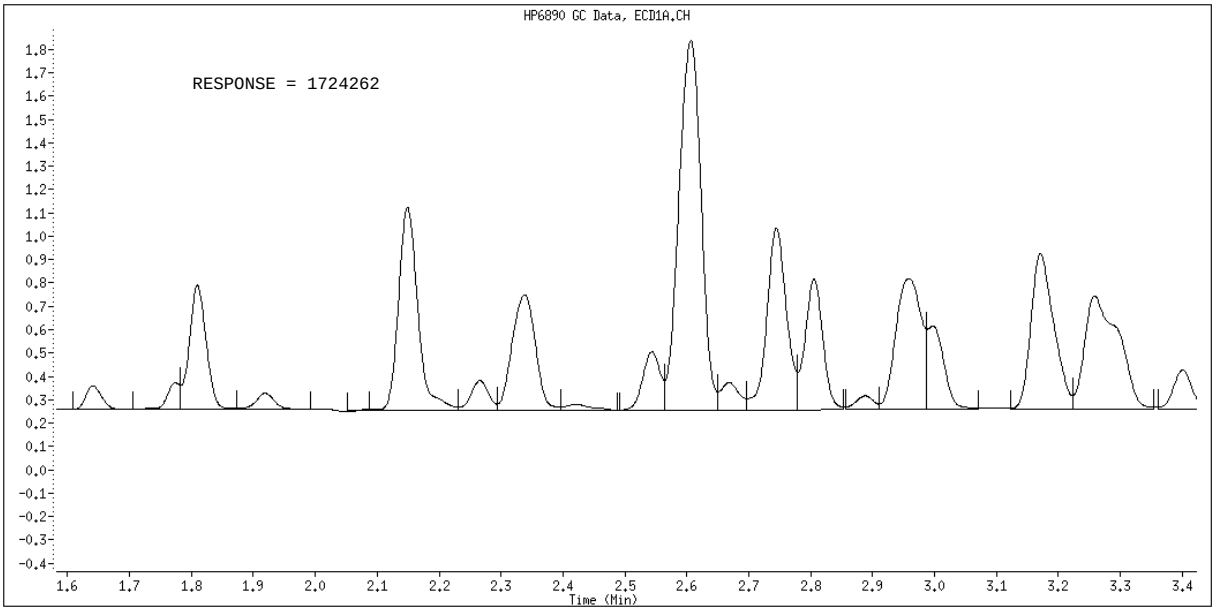

Manual Integration

Manually Integrated By: hassl
Manual Integration Reason: Baseline Event

TestAmerica North Canton

PCB 8082/608

Data file : \\CANSVR11\DD\chem\GCS\a2hp10.i\1003011C-1.b\012F1201.D
Lab Smp Id: 1242
Inj Date : 01-MAR-2010 10:24
Operator : Inst ID: a2hp10.i
Smp Info : 1242,,1,5
Misc Info : 2-AR1242.SUB
Comment :
Method : \\CANSVR11\DD\chem\GCS\a2hp10.i\1003011C-1.b\PCB10.m
Meth Date : 02-Mar-2010 06:57 hassl Quant Type: ESTD
Cal Date : 24-FEB-2010 15:07 Cal File: 042F4201.D
Als bottle: 12 Calibration Sample, Level: 5
Dil Factor: 1.00000
Integrator: Falcon Compound Sublist: 2-AR1242.SUB
Target Version: 4.14 Sample Matrix: None
Processing Host: CANPMSV21

				AMOUNTS			
				CAL-AMT	ON-COL		
RT	EXP RT	DLT RT	RESPONSE	(ng)	(ng)	TARGET RANGE	RATIO
5 AROCLOR-1242					CAS #: 53469-21-9		
1.808	1.809	-0.001	1768124	1.00000	1.062	75.00- 125.00	100.00
2.149	2.150	-0.001	3293054	1.00000	0.9575	140.68- 234.46	186.25
2.607	2.606	0.001	7052148	1.00000	1.096	295.51- 492.51	398.85
2.744	2.745	-0.001	2923912	1.00000	1.125	128.90- 214.83	165.37
3.171	3.171	0.000	2872982	1.00000	0.9259	128.11- 213.52	162.49
Average of Peak Amounts =					1.03328		

Data File: \\CANSVR11\DD\chem\GCS\a2hp10.i\1003011C-1.b\012F1201.D
Date : 01-MAR-2010 10:24
Client ID:
Instrument: a2hp10.i
Sample Info: 1242,,1,5
Operator:
Column phase: restek pest clpI
Column diameter: 0.53

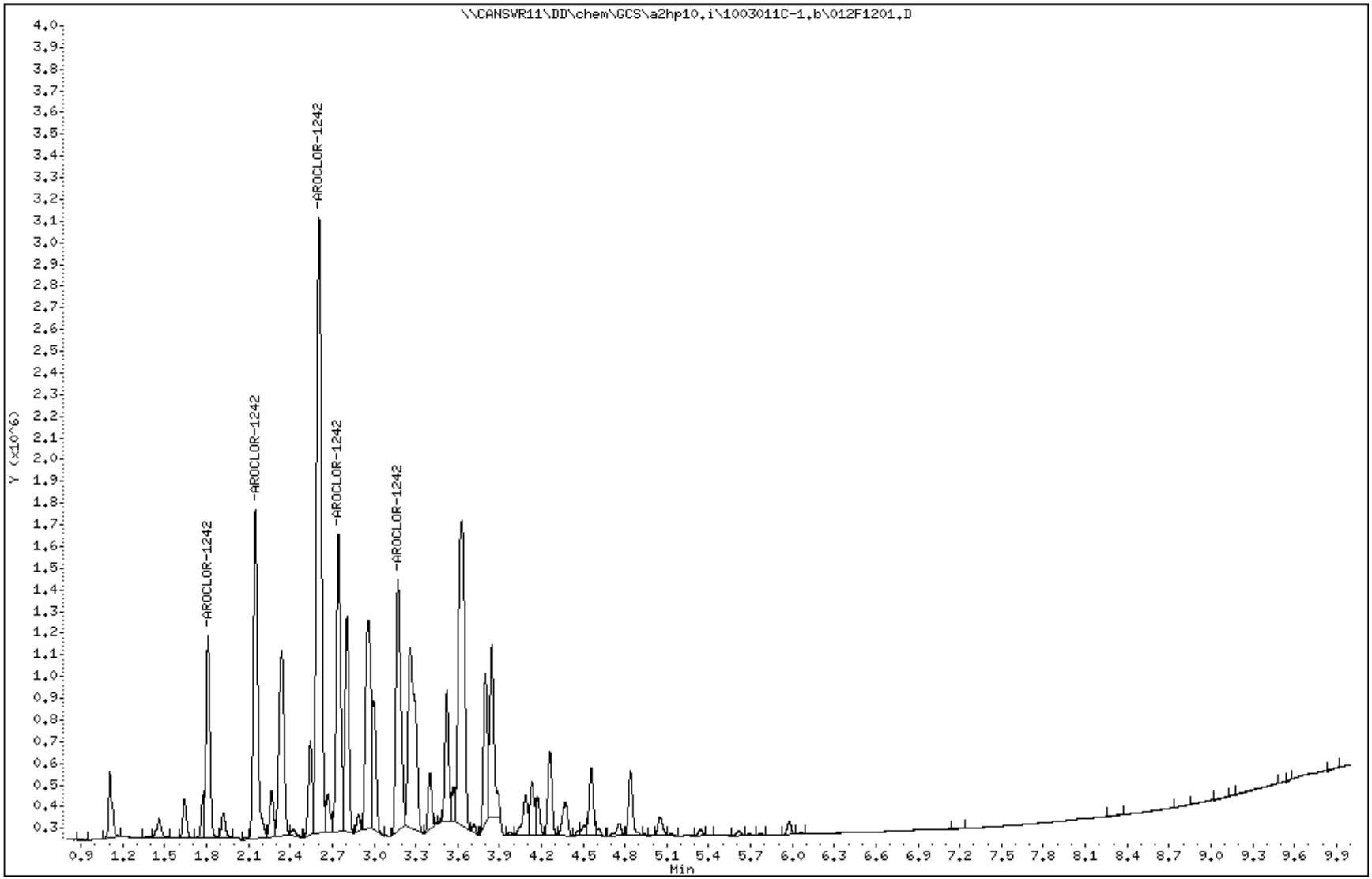

TestAmerica North Canton

PCB 8082/608

Data file : \\CANSVR11\DD\chem\GCS\a2hp10.i\1003011C-1.b\013F1301.D
Lab Smp Id: 1242
Inj Date : 01-MAR-2010 10:39
Operator : Inst ID: a2hp10.i
Smp Info : 1242,,1,6
Misc Info : 2-AR1242.SUB
Comment :
Method : \\CANSVR11\DD\chem\GCS\a2hp10.i\1003011C-1.b\PCB10.m
Meth Date : 02-Mar-2010 06:57 hassl Quant Type: ESTD
Cal Date : 24-FEB-2010 15:22 Cal File: 043F4301.D
Als bottle: 13 Calibration Sample, Level: 6
Dil Factor: 1.00000
Integrator: Falcon Compound Sublist: 2-AR1242.SUB
Target Version: 4.14 Sample Matrix: None
Processing Host: CANPMSV21

				AMOUNTS CAL-AMT (ng)	AMOUNTS ON-COL (ng)	TARGET RANGE	RATIO
5 AROCLOR-1242					CAS #: 53469-21-9		
1.808	1.809	-0.001	3263509	2.00000	1.724	75.00- 125.00	100.00
2.148	2.150	-0.002	6155590	2.00000	1.558	140.68- 234.46	188.62
2.606	2.606	0.000	13481598	2.00000	1.813	295.51- 492.51	413.10
2.744	2.745	-0.001	5801008	2.00000	1.910	128.90- 214.83	177.75
3.171	3.171	0.000	5779631	2.00000	1.835	128.11- 213.52	177.10
		Average of Peak Amounts =			1.76800		

Data File: \\CANSVR11\DD\chem\GCS\a2hp10.i\1003011C-1.b\013F1301.D
Date : 01-MAR-2010 10:39
Client ID:
Sample Info: 1242,,1,6

Instrument: a2hp10.i
Operator:
Column phase: restek pest clpI
Column diameter: 0.53

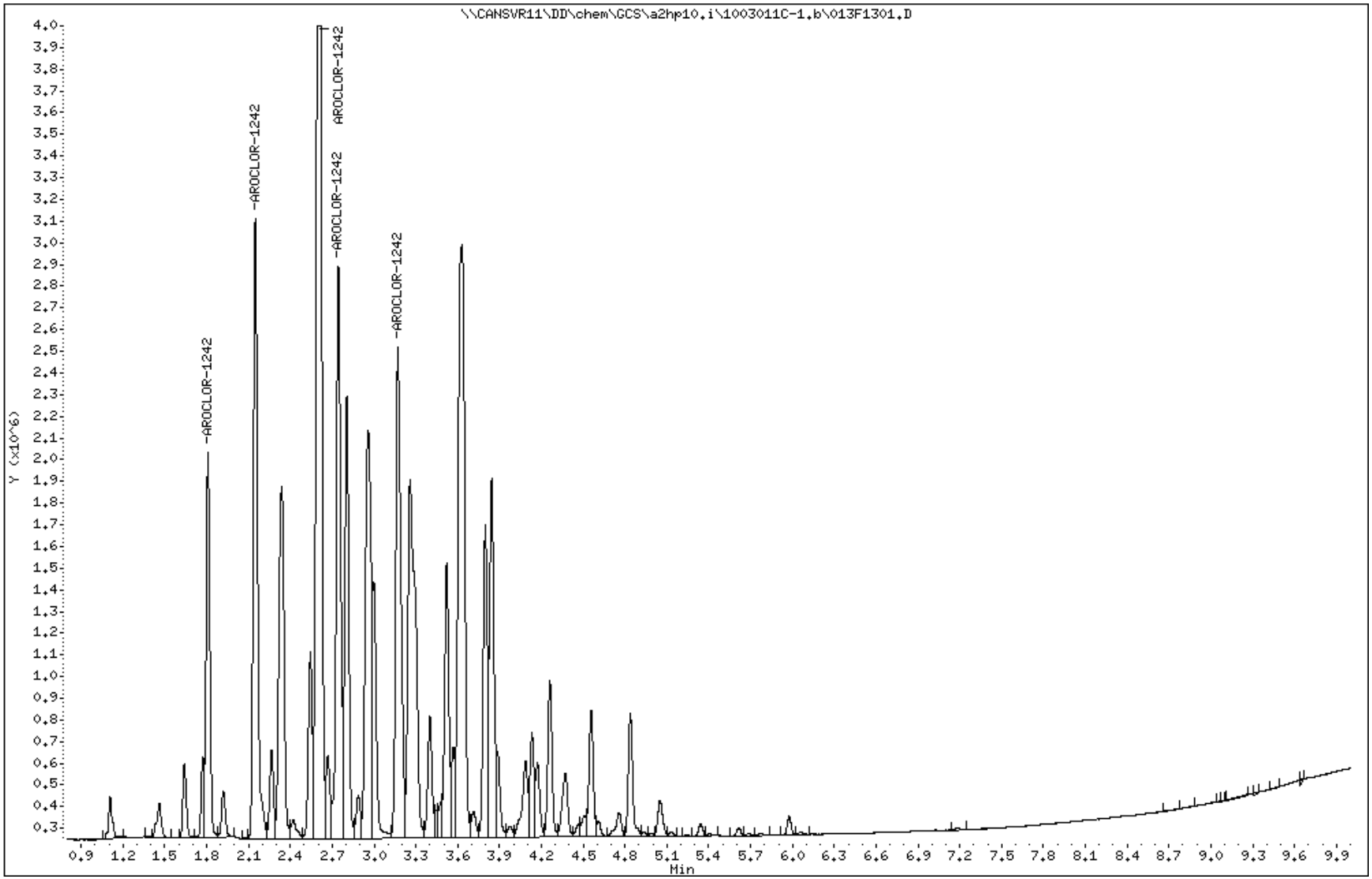

TestAmerica North Canton

PCB 8082/608

Data file : \\CANSVR11\DD\chem\GCS\a2hp10.i\1003011C-1.b\014F1401.D
Lab Smp Id: 1248
Inj Date : 01-MAR-2010 10:54
Operator : Inst ID: a2hp10.i
Smp Info : 1248,,1,1
Misc Info : 3-AR1248.SUB
Comment :
Method : \\CANSVR11\DD\chem\GCS\a2hp10.i\1003011C-1.b\PCB10.m
Meth Date : 02-Mar-2010 06:57 hassl Quant Type: ESTD
Cal Date : 01-MAR-2010 18:00 Cal File: 042F4201.D
Als bottle: 14 Calibration Sample, Level: 1
Dil Factor: 1.00000
Integrator: Falcon Compound Sublist: 3-AR1248.SUB
Target Version: 4.14 Sample Matrix: None
Processing Host: CANPMSV21

				AMOUNTS			
				CAL-AMT	ON-COL		
RT	EXP RT	DLT RT	RESPONSE	(ng)	(ng)	TARGET RANGE	RATIO
6 AROCLOR-1248					CAS #: 12672-29-6		
2.149	2.145	0.004	50905	0.05000	0.05778	80.00- 120.00	100.00
2.603	2.603	0.000	99823	0.05000	0.05244	164.49- 274.15	196.10
3.170	3.170	0.000	110639	0.05000	0.05214	184.17- 306.95	217.34
3.845	3.844	0.001	85815	0.05000	0.04862	153.48- 255.79	168.58
4.262	4.260	0.002	55655	0.05000	0.04831	99.68- 166.14	109.33
		Average of Peak Amounts =			0.05186		

Data File: \\CANSVR11\DD\chem\GCS\a2hp10.i\1003011C-1.b\014F1401.D
Date : 01-MAR-2010 10:54
Client ID:
Sample Info: 1248,,1,1
Column phase: restek pest clpI

Instrument: a2hp10.i
Operator:
Column diameter: 0.53

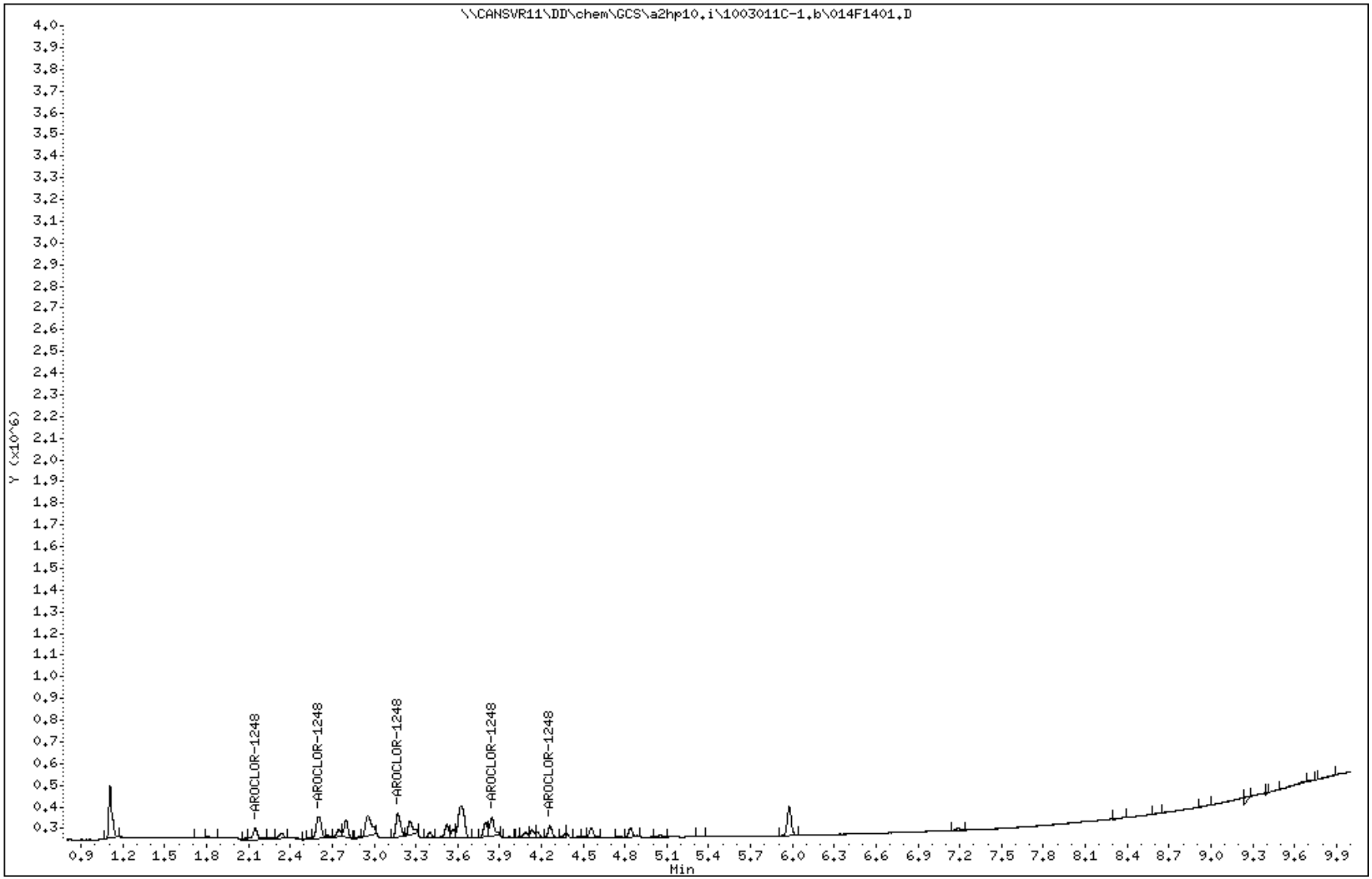

TestAmerica North Canton

PCB 8082/608

Data file : \\CANSVR11\DD\chem\GCS\a2hp10.i\1003011C-1.b\015F1501.D
Lab Smp Id: 1248
Inj Date : 01-MAR-2010 11:09
Operator : Inst ID: a2hp10.i
Smp Info : 1248,,1,2
Misc Info : 3-AR1248.SUB
Comment :
Method : \\CANSVR11\DD\chem\GCS\a2hp10.i\1003011C-1.b\PCB10.m
Meth Date : 02-Mar-2010 06:57 hassl Quant Type: ESTD
Cal Date : 01-MAR-2010 18:00 Cal File: 042F4201.D
Als bottle: 15 Calibration Sample, Level: 2
Dil Factor: 1.00000
Integrator: Falcon Compound Sublist: 3-AR1248.SUB
Target Version: 4.14 Sample Matrix: None
Processing Host: CANPMSV21

				AMOUNTS			
				CAL-AMT	ON-COL		
RT	EXP RT	DLT RT	RESPONSE	(ng)	(ng)	TARGET RANGE	RATIO
6 AROCLOR-1248					CAS #: 12672-29-6		
2.147	2.145	0.002	96043	0.10000	0.1090	80.00- 120.00	100.00(M)
2.603	2.603	0.000	202091	0.10000	0.1062	164.49- 274.15	210.42
3.169	3.170	-0.001	227812	0.10000	0.1074	184.17- 306.95	237.20
3.844	3.844	0.000	189926	0.10000	0.1076	153.48- 255.79	197.75
4.261	4.260	0.001	121943	0.10000	0.1058	99.68- 166.14	126.97
		Average of Peak Amounts =		0.10720			

QC Flag Legend

M - Compound response manually integrated.

Data File: \\CANSVR11\DD\chem\GCS\a2hp10.i\1003011C-1.b\015F1501.D
Date : 01-MAR-2010 11:09
Client ID:
Sample Info: 1248,,1,2
Column phase: restek pest clpI

Instrument: a2hp10.i
Operator:
Column diameter: 0.53

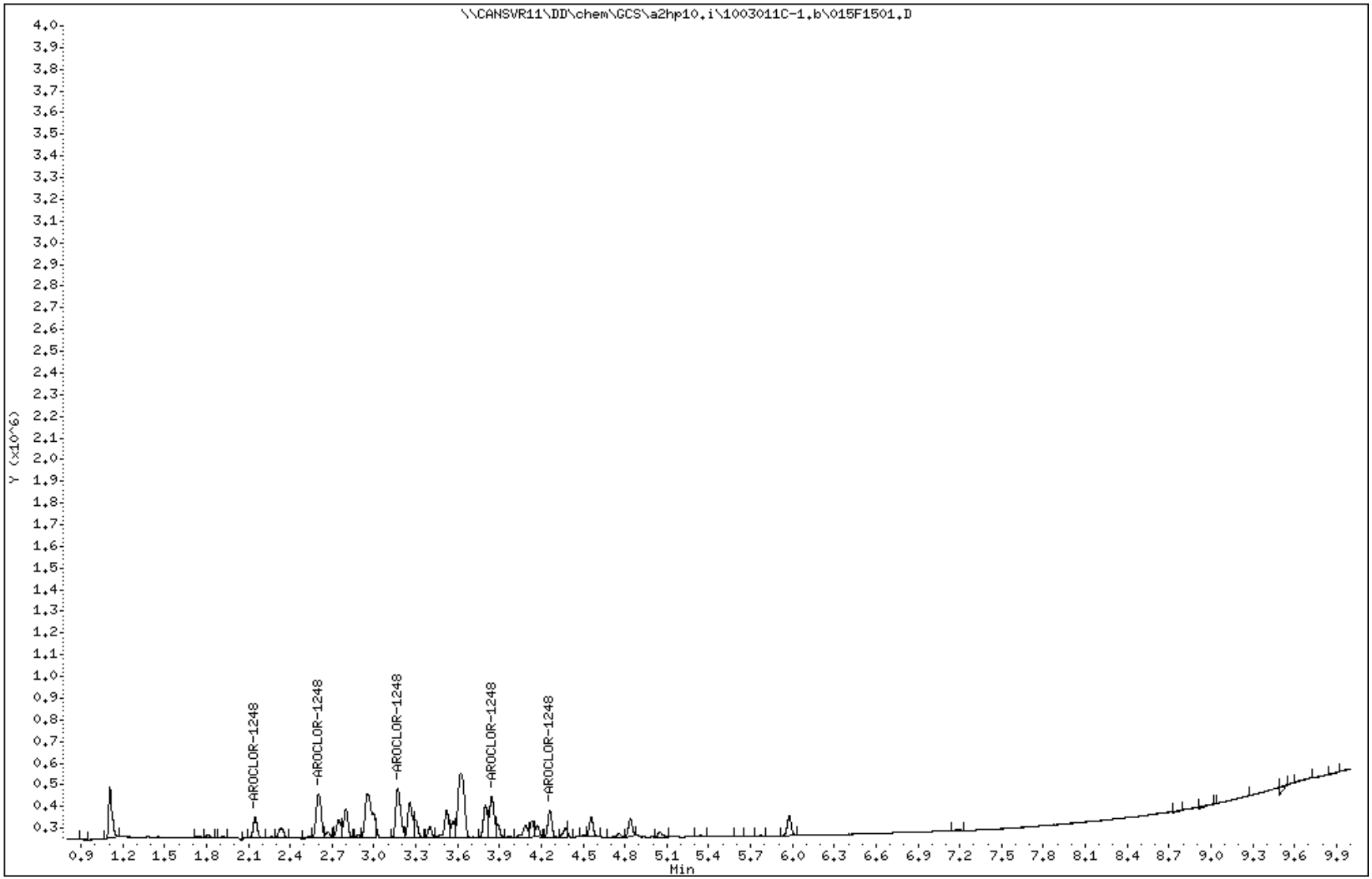

Data File Name: 015F1501.D
Inj. Date and Time: 01-MAR-2010 11:09
Instrument ID: a2hp10.i
Client ID:
Compound Name: AROCLOR-1248
CAS #: 12672-29-6
Report Date: 03/02/2010

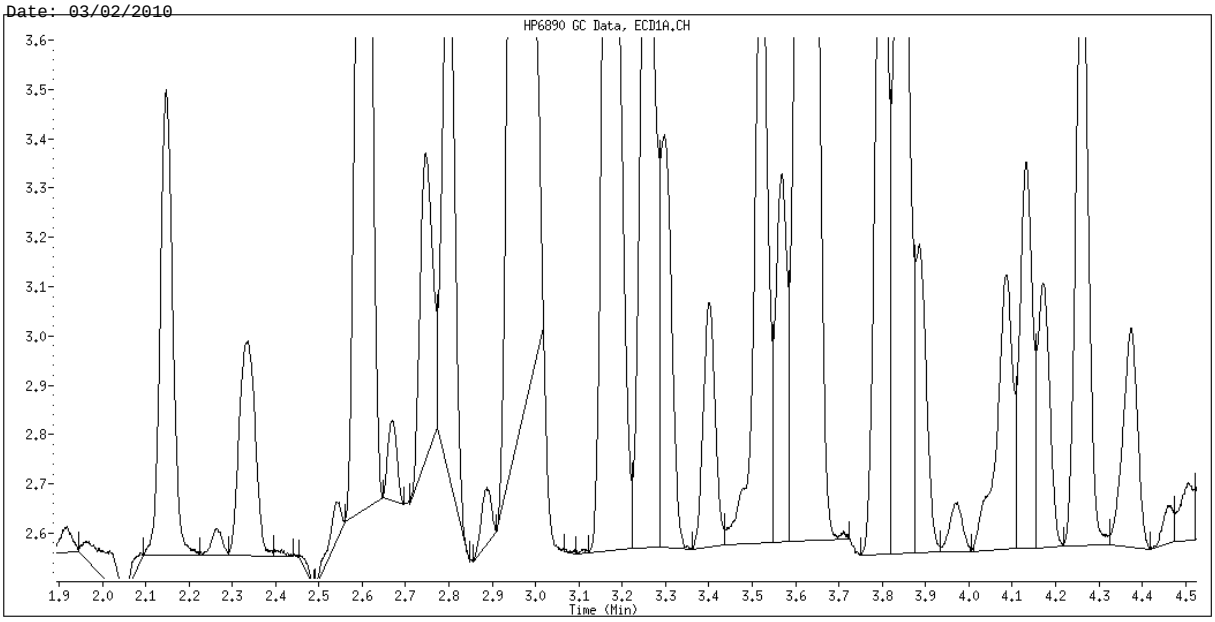

Original Integration

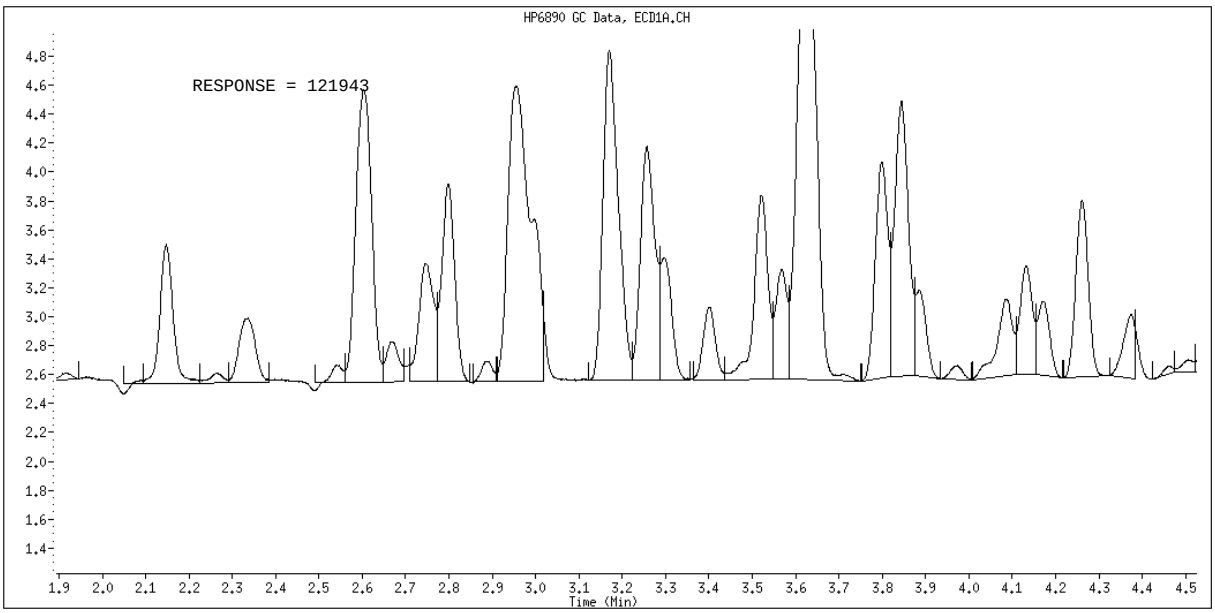

Manual Integration

Manually Integrated By: hassl
Manual Integration Reason: Baseline Event

TestAmerica North Canton

PCB 8082/608

Data file : \\CANSVR11\DD\chem\GCS\a2hp10.i\1003011C-1.b\016F1601.D
Lab Smp Id: 1248
Inj Date : 01-MAR-2010 11:25
Operator : Inst ID: a2hp10.i
Smp Info : 1248,,1,3
Misc Info : 3-AR1248.SUB
Comment :
Method : \\CANSVR11\DD\chem\GCS\a2hp10.i\1003011C-1.b\PCB10.m
Meth Date : 02-Mar-2010 06:57 hassl Quant Type: ESTD
Cal Date : 01-MAR-2010 18:00 Cal File: 042F4201.D
Als bottle: 16 Calibration Sample, Level: 3
Dil Factor: 1.00000
Integrator: Falcon Compound Sublist: 3-AR1248.SUB
Target Version: 4.14 Sample Matrix: None
Processing Host: CANPMSV21

				AMOUNTS			
				CAL-AMT	ON-COL		
RT	EXP RT	DLT RT	RESPONSE	(ng)	(ng)	TARGET RANGE	RATIO
6 AROCLOR-1248					CAS #: 12672-29-6		
2.147	2.145	0.002	184122	0.20000	0.2090	80.00- 120.00	100.00(M)
2.603	2.603	0.000	392033	0.20000	0.2060	164.49- 274.15	212.92
3.170	3.170	0.000	440403	0.20000	0.2075	184.17- 306.95	239.19
3.844	3.844	0.000	365177	0.20000	0.2069	153.48- 255.79	198.33
4.260	4.260	0.000	240762	0.20000	0.2090	99.68- 166.14	130.76
Average of Peak Amounts =					0.20768		

QC Flag Legend

M - Compound response manually integrated.

Data File: \\CANSVR11\DD\chem\GCS\a2hp10.i\1003011C-1.b\016F1601.D
Date : 01-MAR-2010 11:25
Client ID:
Sample Info: 1248,,1,3
Column phase: restek pest clpI

Instrument: a2hp10.i
Operator:
Column diameter: 0.53

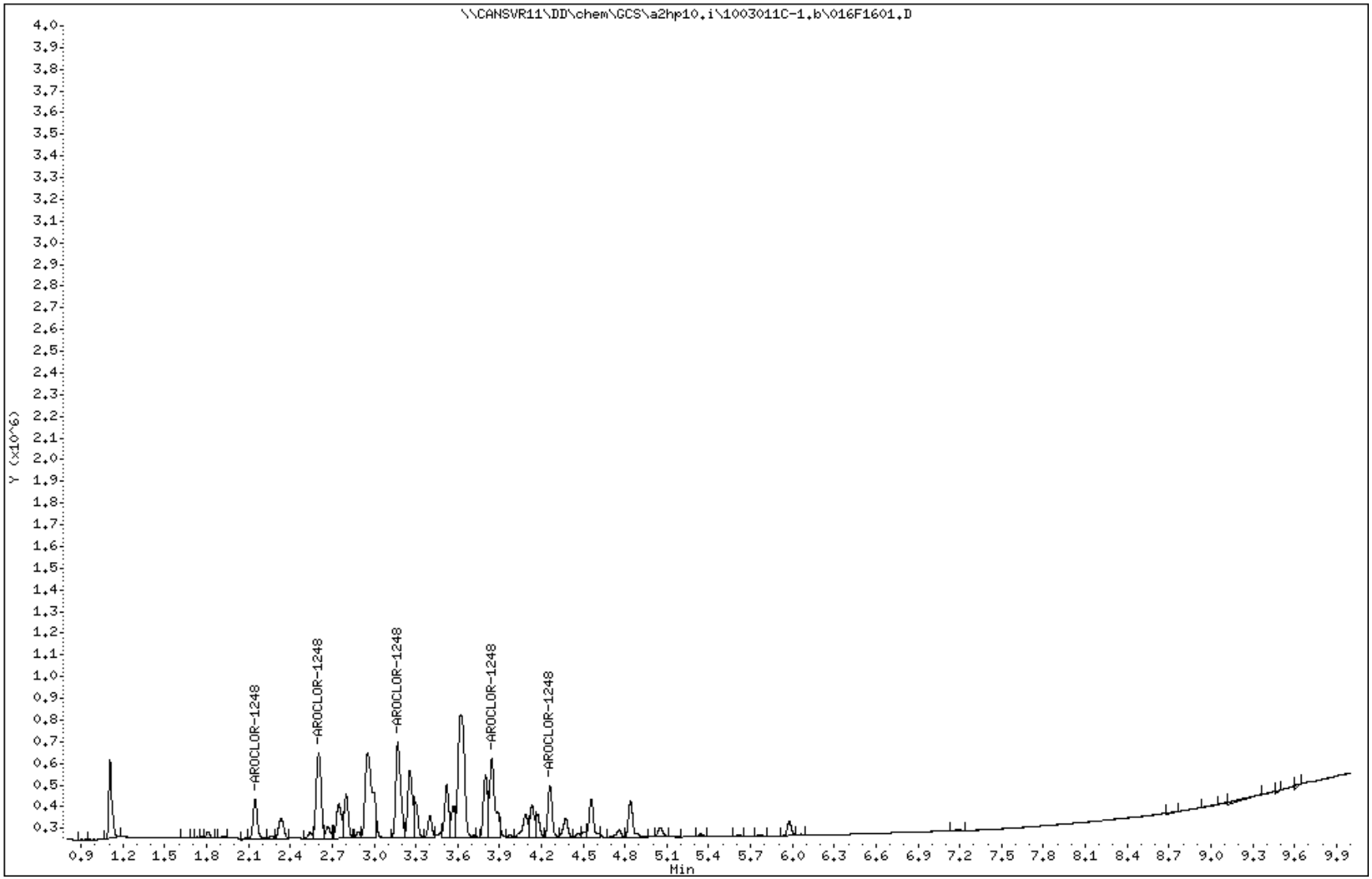

Data File Name: 016F1601.D
Inj. Date and Time: 01-MAR-2010 11:25
Instrument ID: a2hp10.i
Client ID:
Compound Name: AROCLOR-1248
CAS #: 12672-29-6
Report Date: 03/02/2010

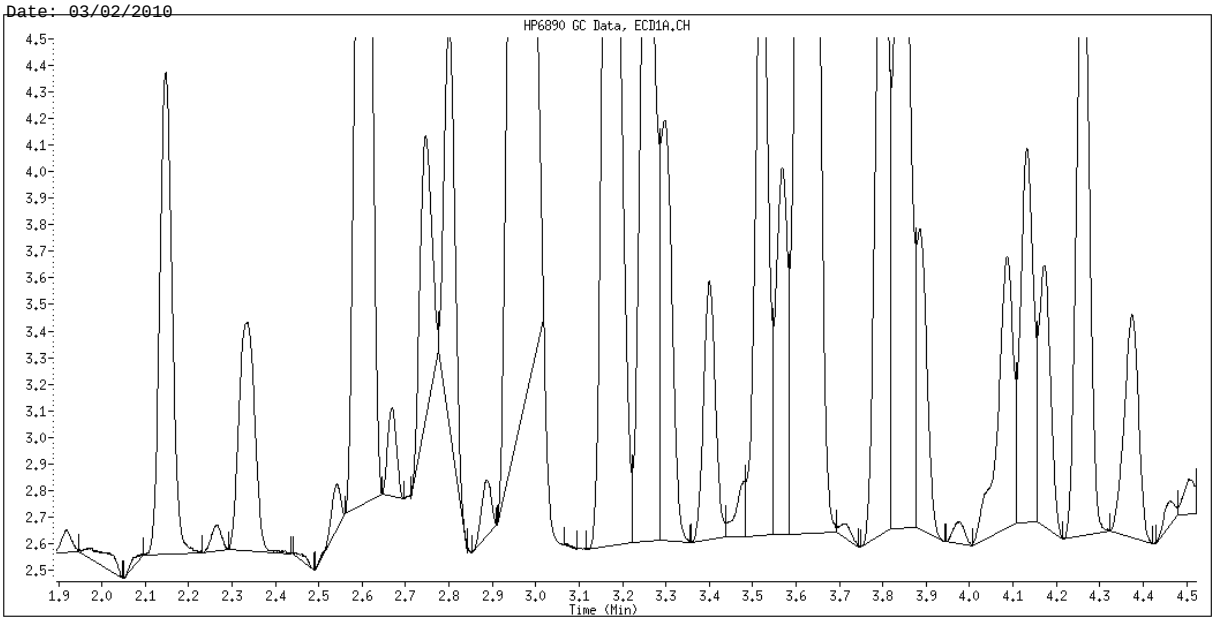

Original Integration

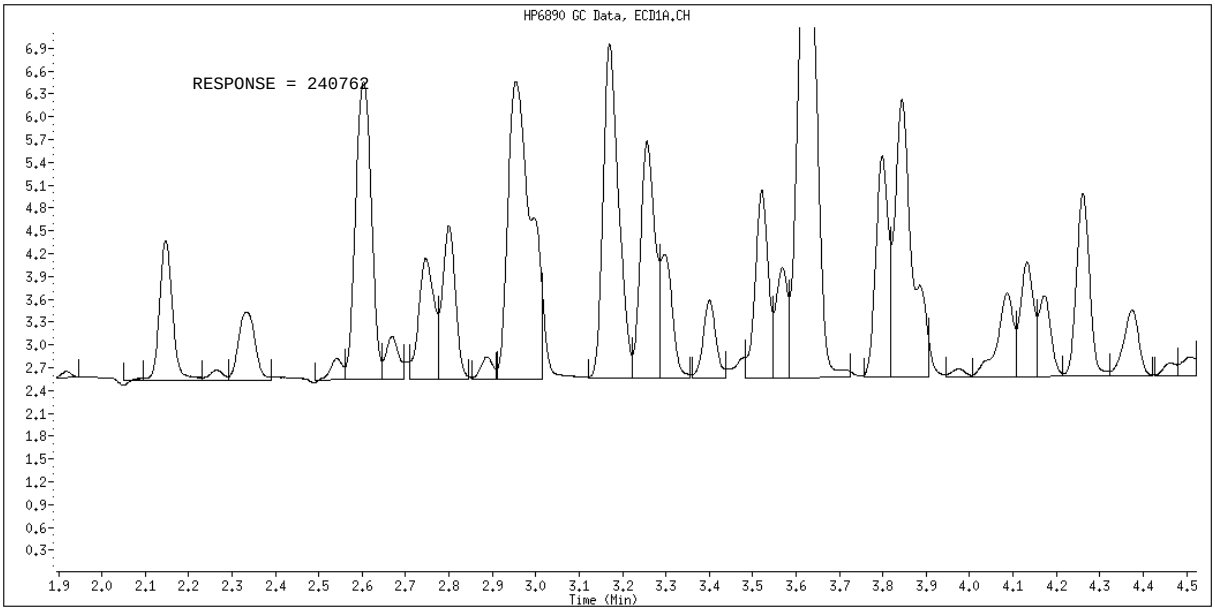

Manual Integration

Manually Integrated By: hassl
Manual Integration Reason: Baseline Event

TestAmerica North Canton

PCB 8082/608

Data file : \\CANSVR11\DD\chem\GCS\a2hp10.i\1003011C-1.b\017F1701.D
Lab Smp Id: 1248
Inj Date : 01-MAR-2010 11:40
Operator : Inst ID: a2hp10.i
Smp Info : 1248,,1,4
Misc Info : 3-AR1248.SUB
Comment :
Method : \\CANSVR11\DD\chem\GCS\a2hp10.i\1003011C-1.b\PCB10.m
Meth Date : 02-Mar-2010 06:57 hassl Quant Type: ESTD
Cal Date : 24-FEB-2010 14:51 Cal File: 041F4101.D
Als bottle: 17 Calibration Sample, Level: 4
Dil Factor: 1.00000
Integrator: Falcon Compound Sublist: 3-AR1248.SUB
Target Version: 4.14 Sample Matrix: None
Processing Host: CANPMSV21

				AMOUNTS			
				CAL-AMT	ON-COL		
RT	EXP RT	DLT RT	RESPONSE	(ng)	(ng)	TARGET RANGE	RATIO
6 AROCLOR-1248					CAS #: 12672-29-6		
2.145	2.145	0.000	424982	0.50000	0.4824	80.00- 120.00	100.00(M)
2.603	2.603	0.000	932061	0.50000	0.4896	164.49- 274.15	219.32
3.170	3.170	0.000	1043572	0.50000	0.4918	184.17- 306.95	245.56
3.844	3.844	0.000	869659	0.50000	0.4927	153.48- 255.79	204.63
4.260	4.260	0.000	564856	0.50000	0.4904	99.68- 166.14	132.91
Average of Peak Amounts =					0.48938		

QC Flag Legend

M - Compound response manually integrated.

Data File: \\CANSVR11\DD\chem\GCS\a2hp10.i\1003011C-1.b\017F1701.D
Date : 01-MAR-2010 11:40
Client ID:
Instrument: a2hp10.i
Sample Info: 1248,,1,4
Operator:
Column phase: restek pest clpI
Column diameter: 0.53

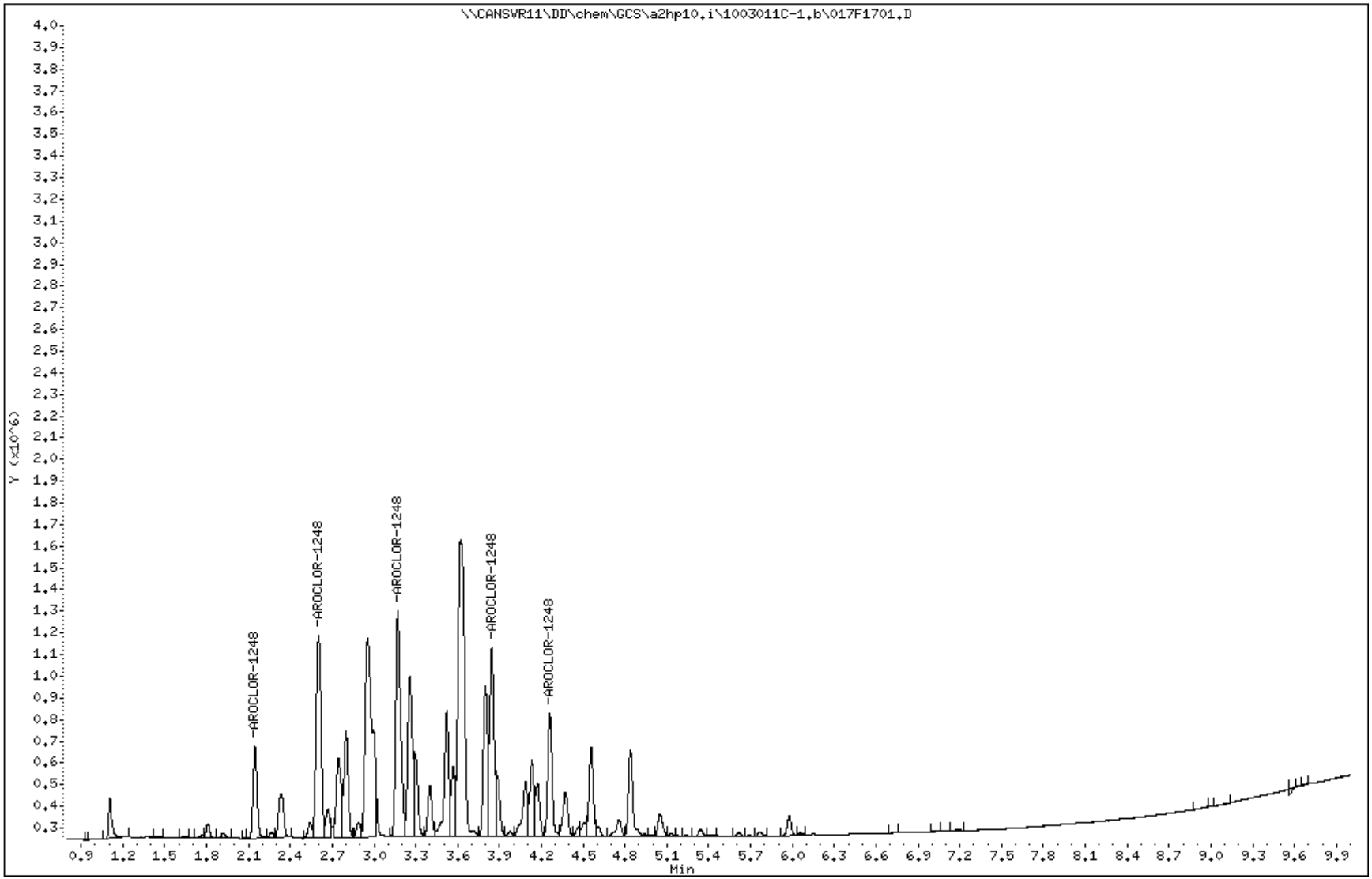

Data File Name: 017F1701.D
Inj. Date and Time: 01-MAR-2010 11:40
Instrument ID: a2hp10.i
Client ID:
Compound Name: AROCLOR-1248
CAS #: 12672-29-6
Report Date: 03/02/2010

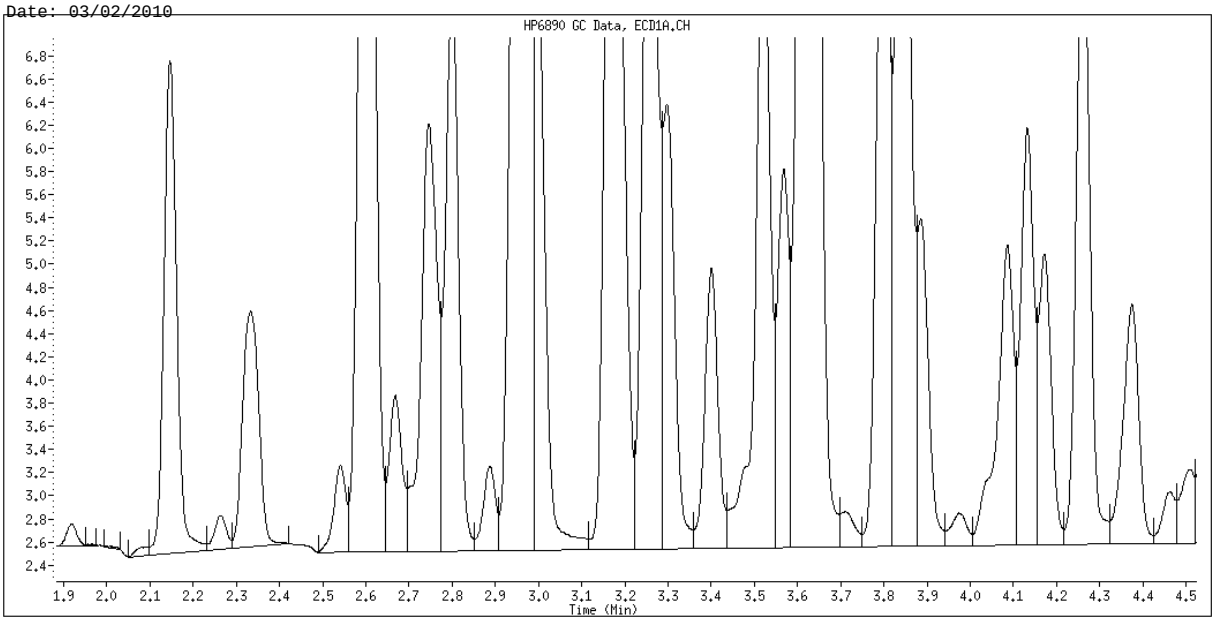

Original Integration

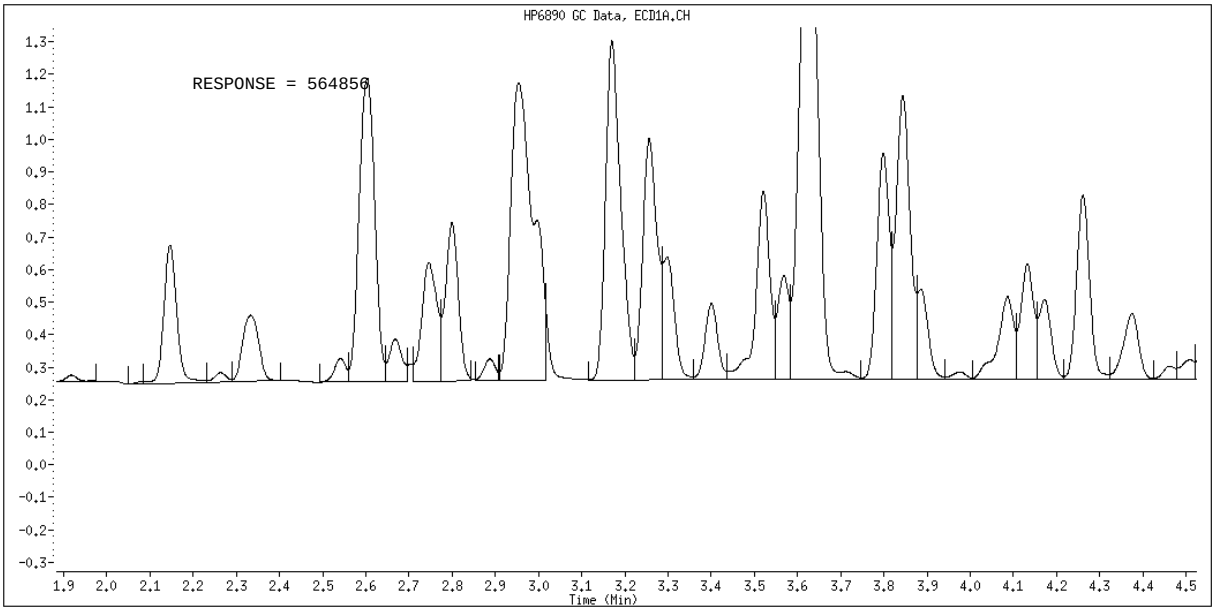

Manual Integration

Manually Integrated By: hassl
Manual Integration Reason: Analyte not Identified by the Data System

TestAmerica North Canton

PCB 8082/608

Data file : \\CANSVR11\DD\chem\GCS\a2hp10.i\1003011C-1.b\018F1801.D
Lab Smp Id: 1248
Inj Date : 01-MAR-2010 11:55
Operator : Inst ID: a2hp10.i
Smp Info : 1248,,1,5
Misc Info : 3-AR1248.SUB
Comment :
Method : \\CANSVR11\DD\chem\GCS\a2hp10.i\1003011C-1.b\PCB10.m
Meth Date : 02-Mar-2010 06:57 hassl Quant Type: ESTD
Cal Date : 24-FEB-2010 15:07 Cal File: 042F4201.D
Als bottle: 18 Calibration Sample, Level: 5
Dil Factor: 1.00000
Integrator: Falcon Compound Sublist: 3-AR1248.SUB
Target Version: 4.14 Sample Matrix: None
Processing Host: CANPMSV21

				AMOUNTS			
				CAL-AMT	ON-COL		
RT	EXP RT	DLT RT	RESPONSE	(ng)	(ng)	TARGET RANGE	RATIO
6 AROCLOR-1248					CAS #: 12672-29-6		
2.147	2.145	0.002	785687	1.00000	1.026	80.00- 120.00	100.00
2.602	2.603	-0.001	1780522	1.00000	1.128	164.49- 274.15	226.62
3.170	3.170	0.000	1979951	1.00000	0.9364	184.17- 306.95	252.00
3.843	3.844	-0.001	1689944	1.00000	1.013	153.48- 255.79	215.09
4.261	4.260	0.001	1117260	1.00000	1.074	99.68- 166.14	142.20
Average of Peak Amounts =					1.03548		

Data File: \\CANSVR11\DD\chem\GCS\a2hp10.i\1003011C-1.b\018F1801.D
Date : 01-MAR-2010 11:55
Client ID:
Instrument: a2hp10.i
Sample Info: 1248,,1,5
Operator:
Column phase: restek pest clpI
Column diameter: 0.53

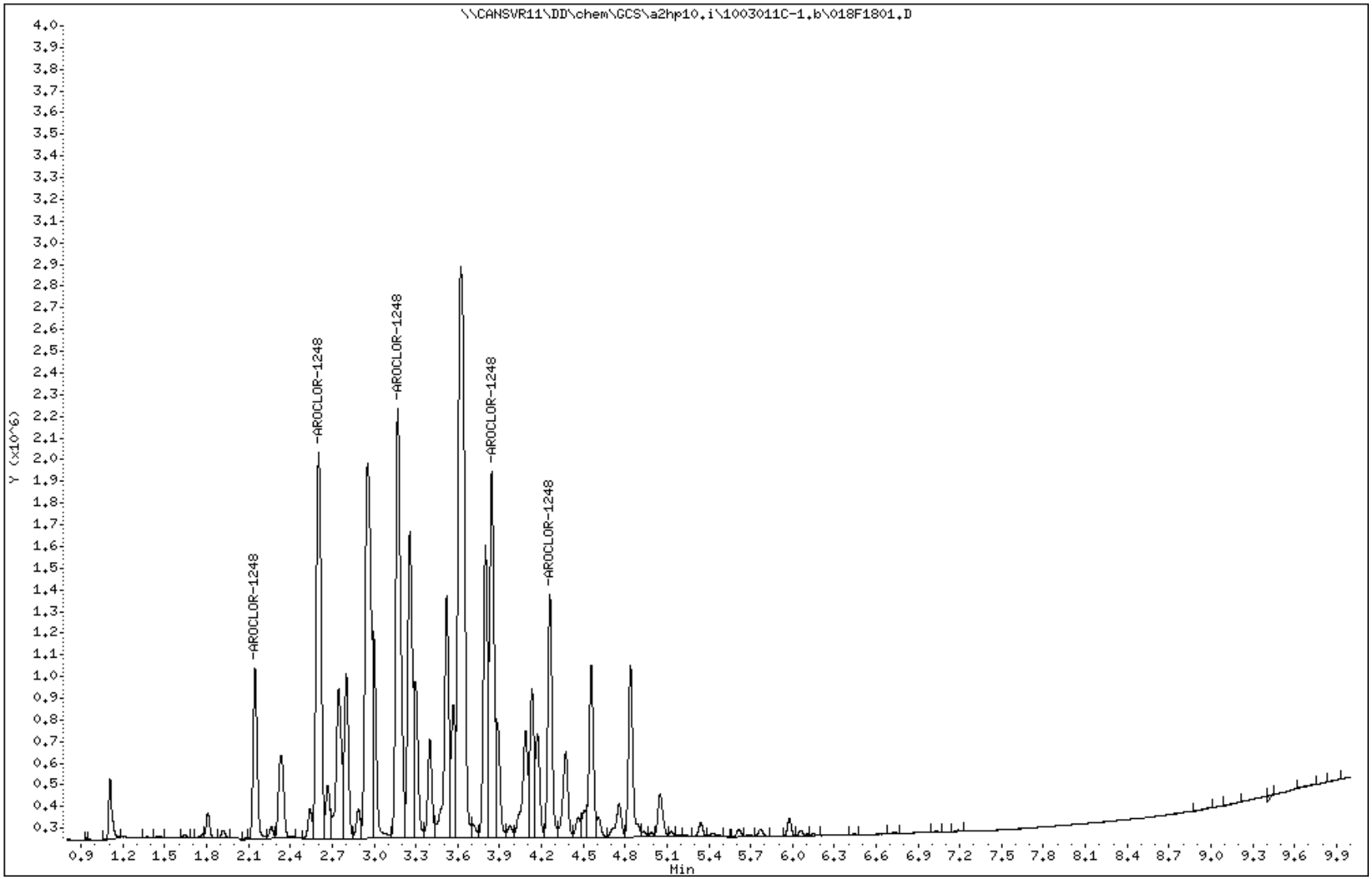

TestAmerica North Canton

PCB 8082/608

Data file : \\CANSVR11\DD\chem\GCS\a2hp10.i\1003011C-1.b\019F1901.D
Lab Smp Id: 1248
Inj Date : 01-MAR-2010 12:10
Operator : Inst ID: a2hp10.i
Smp Info : 1248,,1,6
Misc Info : 3-AR1248.SUB
Comment :
Method : \\CANSVR11\DD\chem\GCS\a2hp10.i\1003011C-1.b\PCB10.m
Meth Date : 02-Mar-2010 06:57 hassl Quant Type: ESTD
Cal Date : 24-FEB-2010 15:22 Cal File: 043F4301.D
Als bottle: 19 Calibration Sample, Level: 6
Dil Factor: 1.00000
Integrator: Falcon Compound Sublist: 3-AR1248.SUB
Target Version: 4.14 Sample Matrix: None
Processing Host: CANPMSV21

				AMOUNTS			
				CAL-AMT	ON-COL		
RT	EXP RT	DLT RT	RESPONSE	(ng)	(ng)	TARGET RANGE	RATIO
6 AROCLOR-1248					CAS #: 12672-29-6		
2.147	2.145	0.002	1502223	2.00000	1.686	80.00- 120.00	100.00
2.604	2.603	0.001	3597767	2.00000	1.930	164.49- 274.15	239.50
3.170	3.170	0.000	3945360	2.00000	1.864	184.17- 306.95	262.63
3.844	3.844	0.000	3440240	2.00000	1.996	153.48- 255.79	229.01
4.260	4.260	0.000	2256581	2.00000	1.965	99.68- 166.14	150.22
		Average of Peak Amounts =			1.88820		

Data File: \\CANSVR11\DD\chem\GCS\a2hp10.i\1003011C-1.b\019F1901.D
Date : 01-MAR-2010 12:10
Client ID:
Instrument: a2hp10.i
Sample Info: 1248,,1,6
Operator:
Column phase: restek pest clpI
Column diameter: 0.53

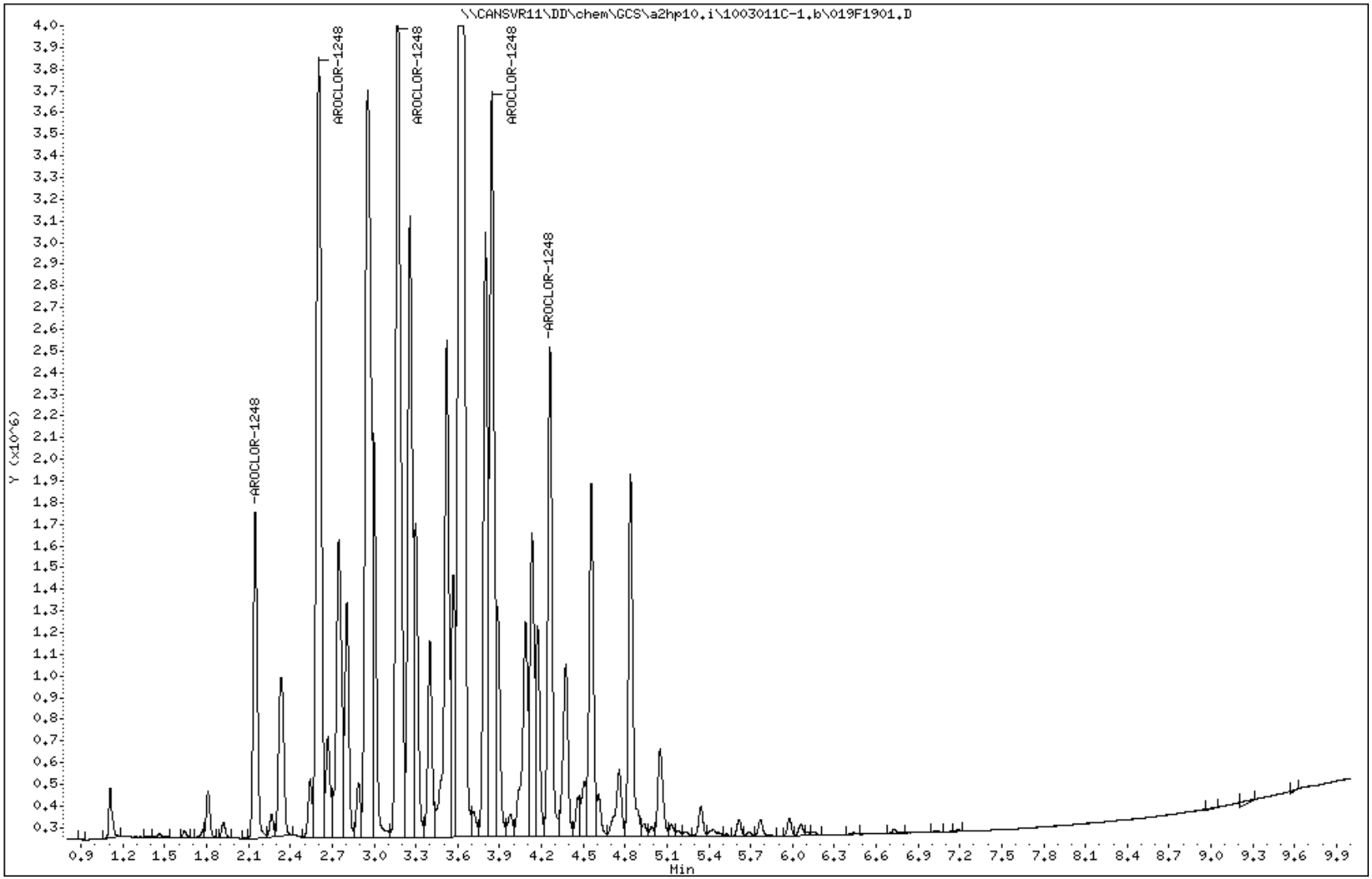

TestAmerica North Canton

PCB 8082/608

Data file : \\CANSVR11\DD\chem\GCS\a2hp10.i\1003011C-1.b\020F2001.D
Lab Smp Id: 2154
Inj Date : 01-MAR-2010 12:26
Operator : Inst ID: a2hp10.i
Smp Info : 2154,,1,1
Misc Info : 9-AR2154.SUB
Comment :
Method : \\CANSVR11\DD\chem\GCS\a2hp10.i\1003011C-1.b\PCB10.m
Meth Date : 02-Mar-2010 06:57 hassl Quant Type: ESTD
Cal Date : 01-MAR-2010 18:00 Cal File: 042F4201.D
Als bottle: 20 Calibration Sample, Level: 1
Dil Factor: 1.00000
Integrator: Falcon Compound Sublist: 9-AR2154.SUB
Target Version: 4.14 Sample Matrix: None
Processing Host: CANPMSV21

				AMOUNTS			
				CAL-AMT	ON-COL		
RT	EXP RT	DLT RT	RESPONSE	(ng)	(ng)	TARGET RANGE	RATIO
7 AROCLOR-1254					CAS #: 11097-69-1		
3.568	3.569	-0.001	108932	0.05000	0.05852	75.00- 125.00	100.00(M)
4.260	4.261	-0.001	185437	0.05000	0.05354	144.39- 240.65	170.23
4.557	4.557	0.000	142175	0.05000	0.05428	108.63- 181.04	130.52
4.758	4.757	0.001	120005	0.05000	0.05563	88.89- 148.15	110.17
5.050	5.049	0.001	160103	0.05000	0.05365	124.73- 207.89	146.98
		Average of Peak Amounts =			0.05512		
2 AROCLOR-1221					CAS #: 11104-28-2		
1.639	1.639	0.000	68325	0.05000	0.05438	75.00- 125.00	100.00
1.772	1.773	-0.001	40396	0.05000	0.05654	40.77- 67.96	59.12
1.808	1.808	0.000	175912	0.05000	0.05558	188.01- 313.35	257.46
		Average of Peak Amounts =			0.05550		

QC Flag Legend

M - Compound response manually integrated.

Data File: \\CANSVR11\DD\chem\GCS\a2hp10.i\1003011C-1.b\020F2001.D
Date : 01-MAR-2010 12:26
Client ID:
Instrument: a2hp10.i
Sample Info: 2154,,1,1
Operator:
Column phase: restek pest clpI
Column diameter: 0.53

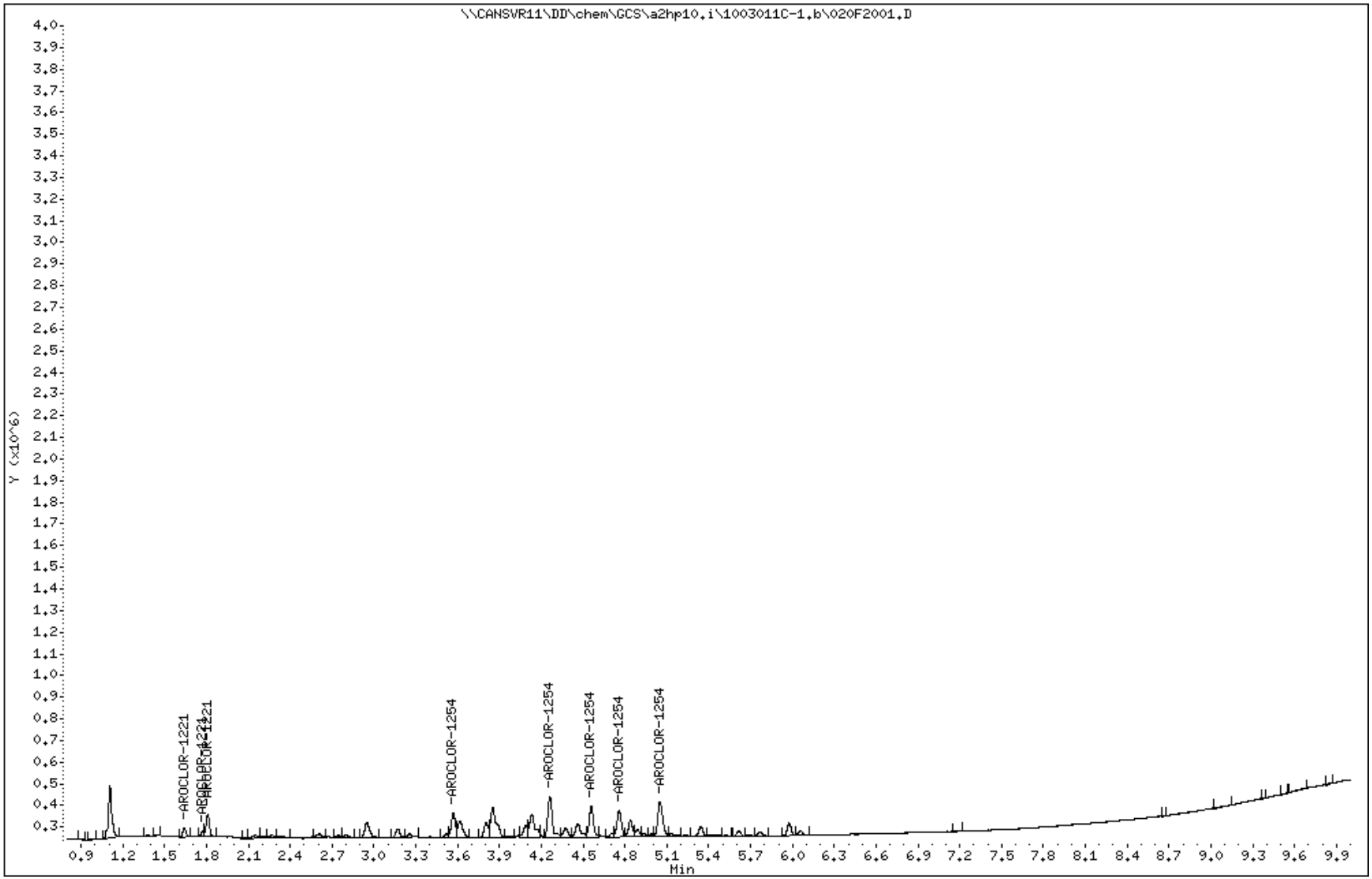

Data File Name: 020F2001.D
Inj. Date and Time: 01-MAR-2010 12:26
Instrument ID: a2hp10.i
Client ID:
Compound Name: AROCLOR-1254
CAS #: 11097-69-1
Report Date: 03/02/2010

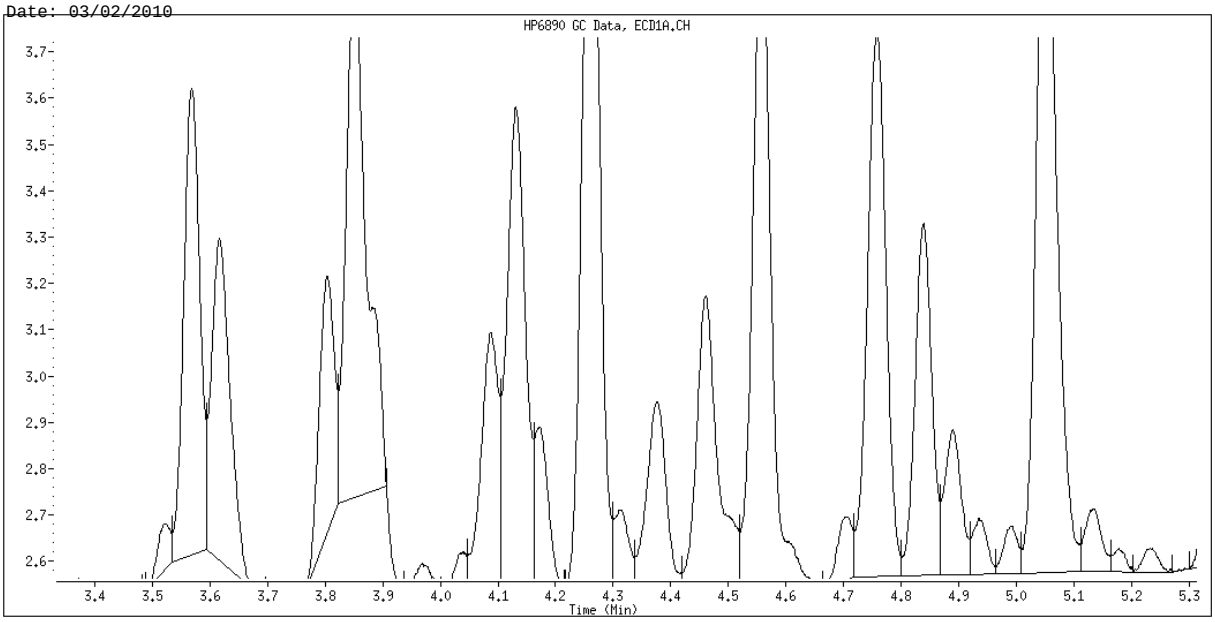

Original Integration

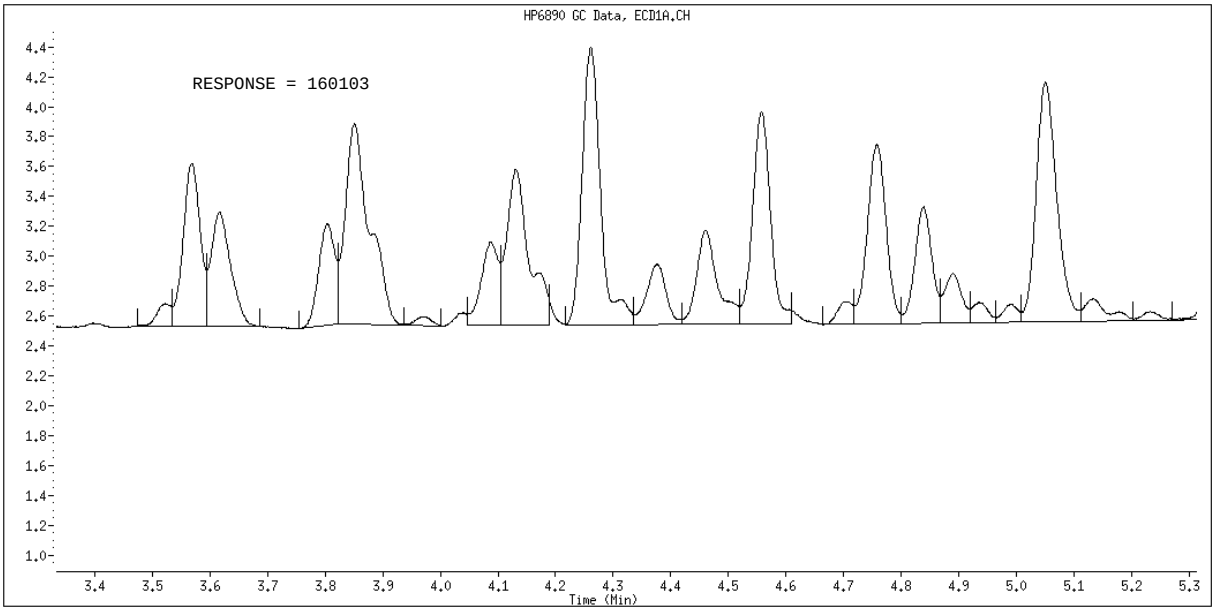

Manual Integration

Manually Integrated By: hassl
Manual Integration Reason: Baseline Event

TestAmerica North Canton

PCB 8082/608

Data file : \\CANSVR11\DD\chem\GCS\a2hp10.i\1003011C-1.b\021F2101.D
Lab Smp Id: 2154
Inj Date : 01-MAR-2010 12:41
Operator : Inst ID: a2hp10.i
Smp Info : 2154,,1,2
Misc Info : 9-AR2154.SUB
Comment :
Method : \\CANSVR11\DD\chem\GCS\a2hp10.i\1003011C-1.b\PCB10.m
Meth Date : 02-Mar-2010 06:57 hassl Quant Type: ESTD
Cal Date : 24-FEB-2010 14:21 Cal File: 039F3901.D
Als bottle: 21 Calibration Sample, Level: 2
Dil Factor: 1.00000
Integrator: Falcon Compound Sublist: 9-AR2154.SUB
Target Version: 4.14 Sample Matrix: None
Processing Host: CANPMSV21

				AMOUNTS			
				CAL-AMT	ON-COL		
RT	EXP RT	DLT RT	RESPONSE	(ng)	(ng)	TARGET RANGE	RATIO
7 AROCLOR-1254					CAS #: 11097-69-1		
3.569	3.569	0.000	195972	0.10000	0.2302	75.00- 125.00	100.00
4.261	4.261	0.000	351505	0.10000	0.2141	144.39- 240.65	179.36
4.557	4.557	0.000	271772	0.10000	0.1661	108.63- 181.04	138.68
4.758	4.757	0.001	226831	0.10000	0.2349	88.89- 148.15	115.75
5.049	5.049	0.000	308808	0.10000	0.2584	124.73- 207.89	157.58
		Average of Peak Amounts =			0.22074		
2 AROCLOR-1221					CAS #: 11104-28-2		
1.639	1.639	0.000	135746	0.10000	0.09967	75.00- 125.00	100.00
1.773	1.773	0.000	84884	0.10000	0.1025	40.77- 67.96	62.53
1.808	1.808	0.000	345942	0.10000	0.09916	188.01- 313.35	254.84
		Average of Peak Amounts =			0.10044		

Data File: \\CANSVR11\DD\chem\GCS\a2hp10.i\1003011C-1.b\021F2101.D
Date : 01-MAR-2010 12:41
Client ID:
Instrument: a2hp10.i
Sample Info: 2154,,1,2
Operator:
Column phase: restek pest clpI
Column diameter: 0.53

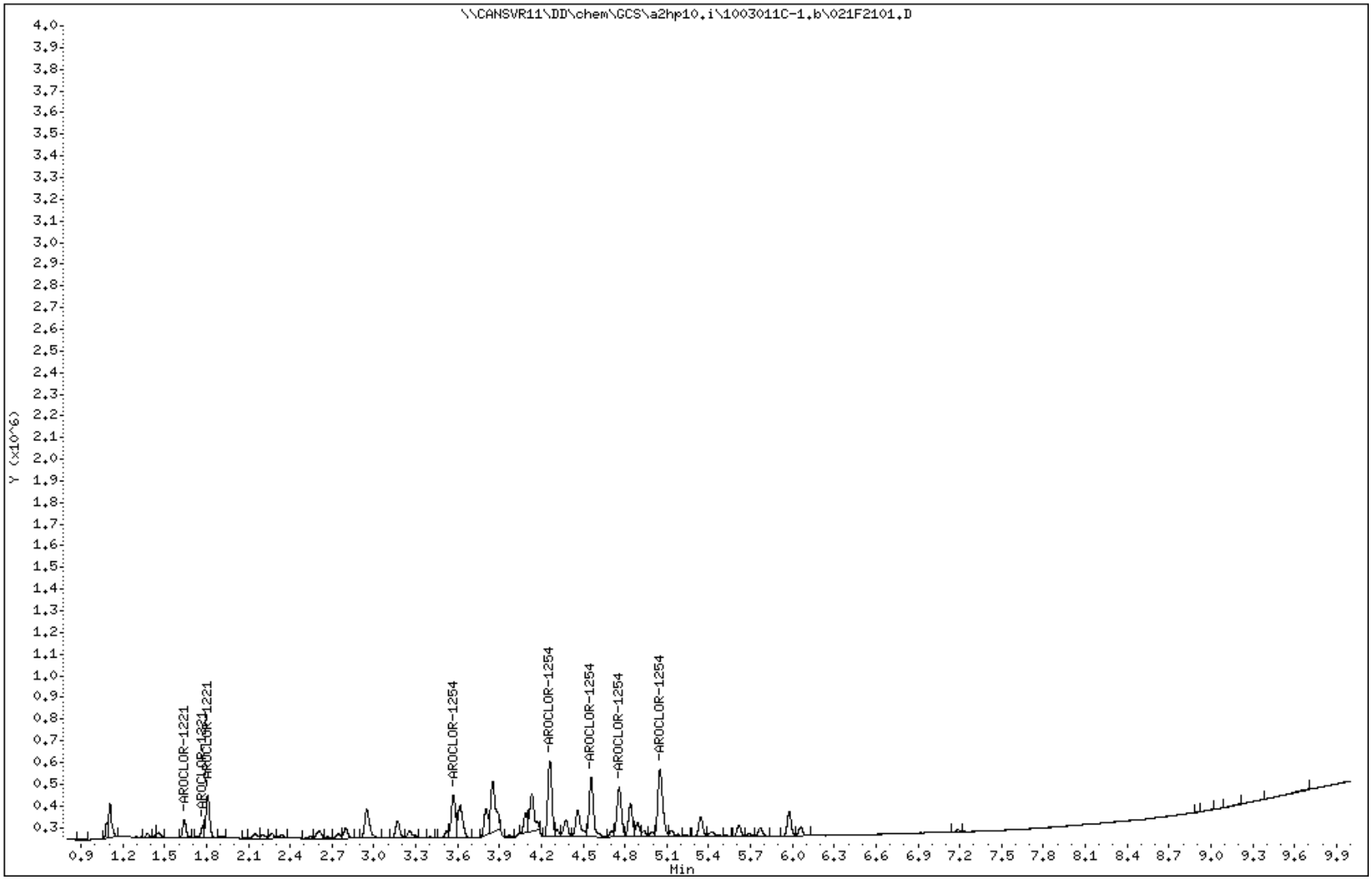

TestAmerica North Canton

PCB 8082/608

Data file : \\CANSVR11\DD\chem\GCS\a2hp10.i\1003011C-1.b\022F2201.D
Lab Smp Id: 2154
Inj Date : 01-MAR-2010 12:56
Operator : Inst ID: a2hp10.i
Smp Info : 2154,,1,3
Misc Info : 9-AR2154.SUB
Comment :
Method : \\CANSVR11\DD\chem\GCS\a2hp10.i\1003011C-1.b\PCB10.m
Meth Date : 02-Mar-2010 06:57 hassl Quant Type: ESTD
Cal Date : 01-MAR-2010 18:00 Cal File: 042F4201.D
Als bottle: 22 Calibration Sample, Level: 3
Dil Factor: 1.00000
Integrator: Falcon Compound Sublist: 9-AR2154.SUB
Target Version: 4.14 Sample Matrix: None
Processing Host: CANPMSV21

				AMOUNTS			
				CAL-AMT	ON-COL		
RT	EXP RT	DLT RT	RESPONSE	(ng)	(ng)	TARGET RANGE	RATIO
7 AROCLOR-1254					CAS #: 11097-69-1		
3.569	3.569	0.000	376478	0.20000	0.2022	75.00- 125.00	100.00
4.261	4.261	0.000	692249	0.20000	0.1999	144.39- 240.65	183.88
4.557	4.557	0.000	524570	0.20000	0.2003	108.63- 181.04	139.34
4.757	4.757	0.000	435406	0.20000	0.2018	88.89- 148.15	115.65
5.050	5.049	0.001	595749	0.20000	0.1996	124.73- 207.89	158.24
	Average of Peak Amounts =				0.20076		
2 AROCLOR-1221					CAS #: 11104-28-2		
1.639	1.639	0.000	262711	0.20000	0.2091	75.00- 125.00	100.00
1.771	1.773	-0.002	148209	0.20000	0.2074	40.77- 67.96	56.42
1.808	1.808	0.000	646512	0.20000	0.2043	188.01- 313.35	246.09
	Average of Peak Amounts =				0.20693		

Data File: \\CANSVR11\DD\chem\GCS\a2hp10.i\1003011C-1.b\022F2201.D
Date : 01-MAR-2010 12:56
Client ID:
Sample Info: 2154,,1,3
Column phase: restek pest clpI

Instrument: a2hp10.i
Operator:
Column diameter: 0.53

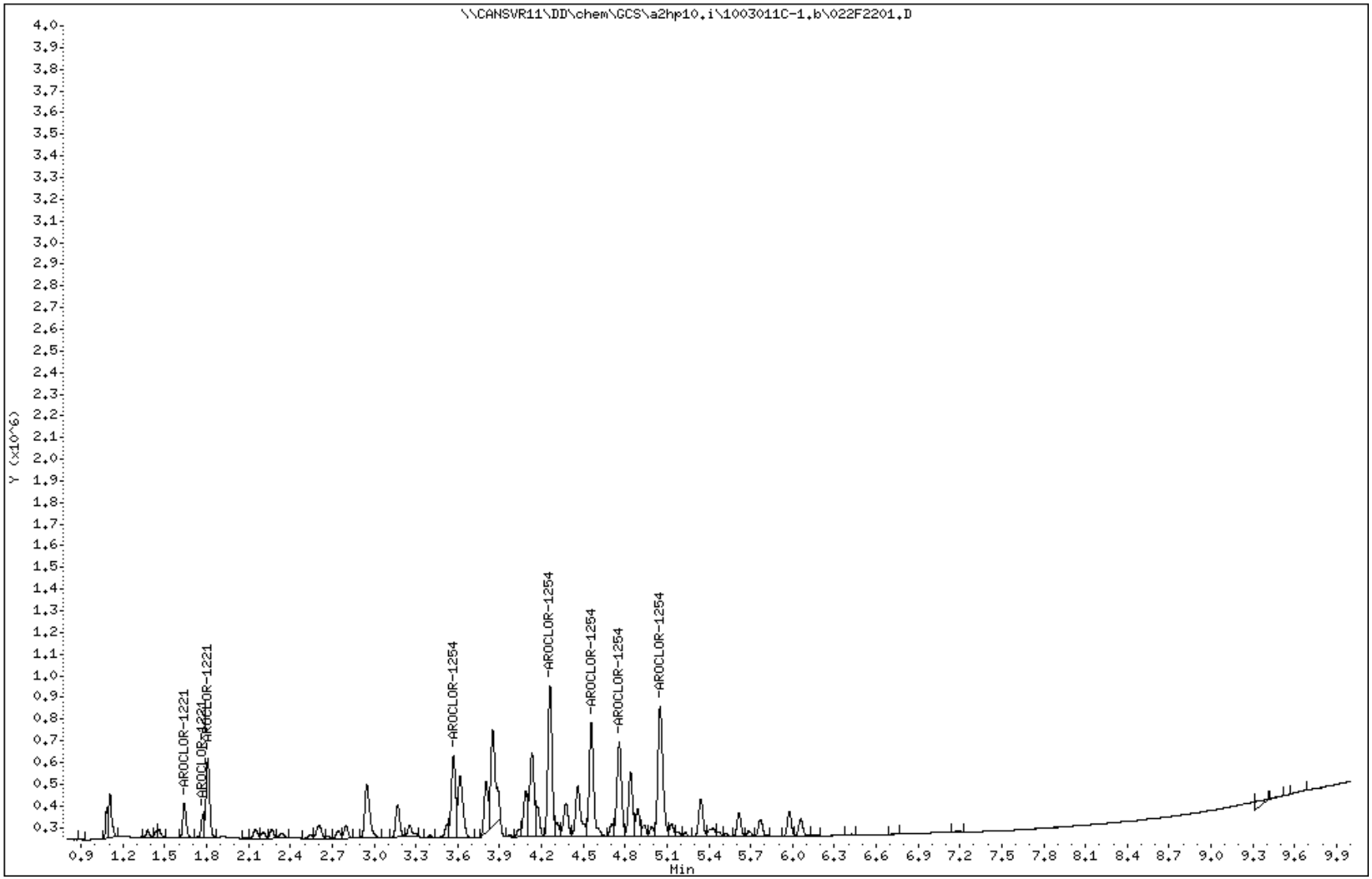

TestAmerica North Canton

PCB 8082/608

Data file : \\CANSVR11\DD\chem\GCS\a2hp10.i\1003011C-1.b\023F2301.D
Lab Smp Id: 2154
Inj Date : 01-MAR-2010 13:11
Operator : Inst ID: a2hp10.i
Smp Info : 2154,,1,4
Misc Info : 9-AR2154.SUB
Comment :
Method : \\CANSVR11\DD\chem\GCS\a2hp10.i\1003011C-1.b\PCB10.m
Meth Date : 02-Mar-2010 06:57 hassl Quant Type: ESTD
Cal Date : 24-FEB-2010 14:51 Cal File: 041F4101.D
Als bottle: 23 Calibration Sample, Level: 4
Dil Factor: 1.00000
Integrator: Falcon Compound Sublist: 9-AR2154.SUB
Target Version: 4.14 Sample Matrix: None
Processing Host: CANPMSV21

				AMOUNTS			
				CAL-AMT	ON-COL		
RT	EXP RT	DLT RT	RESPONSE	(ng)	(ng)	TARGET RANGE	RATIO
7 AROCLOR-1254					CAS #: 11097-69-1		
3.569	3.569	0.000	876071	0.50000	0.6310	75.00- 125.00	100.00
4.260	4.261	-0.001	1686609	0.50000	0.6596	144.39- 240.65	192.52
4.556	4.557	-0.001	1268852	0.50000	0.5987	108.63- 181.04	144.83
4.757	4.757	0.000	1038305	0.50000	0.6569	88.89- 148.15	118.52
5.050	5.049	0.001	1456997	0.50000	0.6922	124.73- 207.89	166.31
		Average of Peak Amounts =			0.64768		
2 AROCLOR-1221					CAS #: 11104-28-2		
1.639	1.639	0.000	604580	0.50000	0.4609	75.00- 125.00	100.00
1.772	1.773	-0.001	328683	0.50000	0.4303	40.77- 67.96	54.37
1.808	1.808	0.000	1515573	0.50000	0.4578	188.01- 313.35	250.68
		Average of Peak Amounts =			0.44967		

Data File: \\CANSVR11\DD\chem\GCS\a2hp10.i\1003011C-1.b\023F2301.D
Date : 01-MAR-2010 13:11
Client ID:
Instrument: a2hp10.i
Sample Info: 2154,,1,4
Operator:
Column phase: restek pest clpI
Column diameter: 0.53

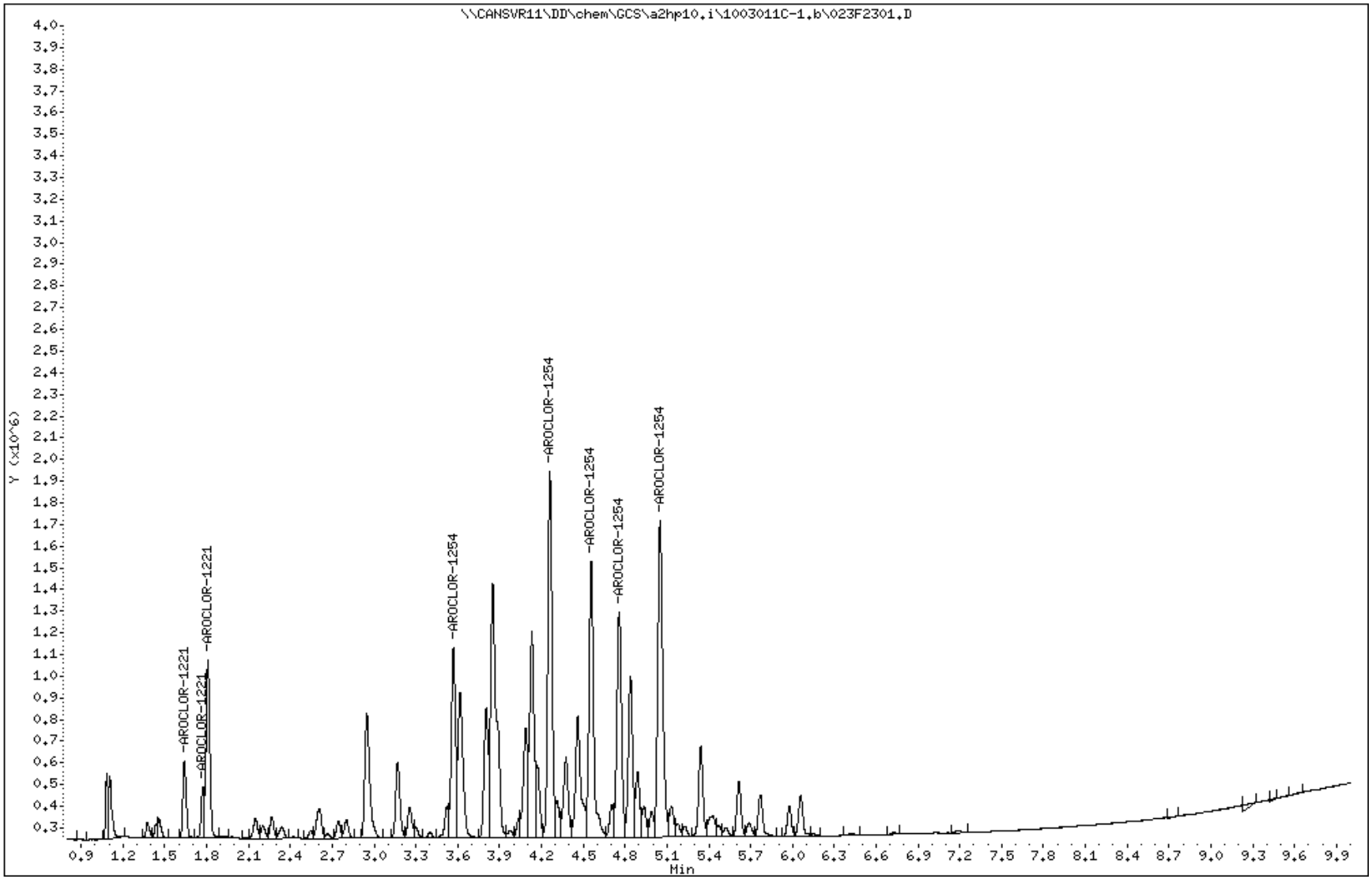

TestAmerica North Canton

PCB 8082/608

Data file : \\CANSVR11\DD\chem\GCS\a2hp10.i\1003011C-1.b\024F2401.D
Lab Smp Id: 2154
Inj Date : 01-MAR-2010 13:27
Operator : Inst ID: a2hp10.i
Smp Info : 2154,,1,5
Misc Info : 9-AR2154.SUB
Comment :
Method : \\CANSVR11\DD\chem\GCS\a2hp10.i\1003011C-1.b\PCB10.m
Meth Date : 02-Mar-2010 06:57 hassl Quant Type: ESTD
Cal Date : 24-FEB-2010 15:07 Cal File: 042F4201.D
Als bottle: 24 Calibration Sample, Level: 5
Dil Factor: 1.00000
Integrator: Falcon Compound Sublist: 9-AR2154.SUB
Target Version: 4.14 Sample Matrix: None
Processing Host: CANPMSV21

				AMOUNTS			
				CAL-AMT	ON-COL		
RT	EXP RT	DLT RT	RESPONSE	(ng)	(ng)	TARGET RANGE	RATIO
7 AROCLOR-1254					CAS #: 11097-69-1		
3.569	3.569	0.000	1707068	1.00000	0.9301	75.00- 125.00	100.00(M)
4.260	4.261	-0.001	3369654	1.00000	0.9734	144.39- 240.65	197.39
4.556	4.557	-0.001	2489023	1.00000	0.9504	108.63- 181.04	145.81
4.757	4.757	0.000	2008859	1.00000	0.9312	88.89- 148.15	117.68
5.049	5.049	0.000	2858637	1.00000	0.9580	124.73- 207.89	167.46
Average of Peak Amounts =					0.94862		
2 AROCLOR-1221					CAS #: 11104-28-2		
1.639	1.639	0.000	1171116	1.00000	0.9321	75.00- 125.00	100.00
1.772	1.773	-0.001	624436	1.00000	0.8740	40.77- 67.96	53.32
1.809	1.808	0.001	2958940	1.00000	0.9349	188.01- 313.35	252.66
Average of Peak Amounts =					0.91367		

QC Flag Legend

M - Compound response manually integrated.

Data File: \\CANSVR11\DD\chem\GCS\a2hp10.i\1003011C-1.b\024F2401.D
Date : 01-MAR-2010 13:27
Client ID:
Sample Info: 2154,,1,5

Instrument: a2hp10.i
Operator:
Column phase: restek pest clpI
Column diameter: 0.53

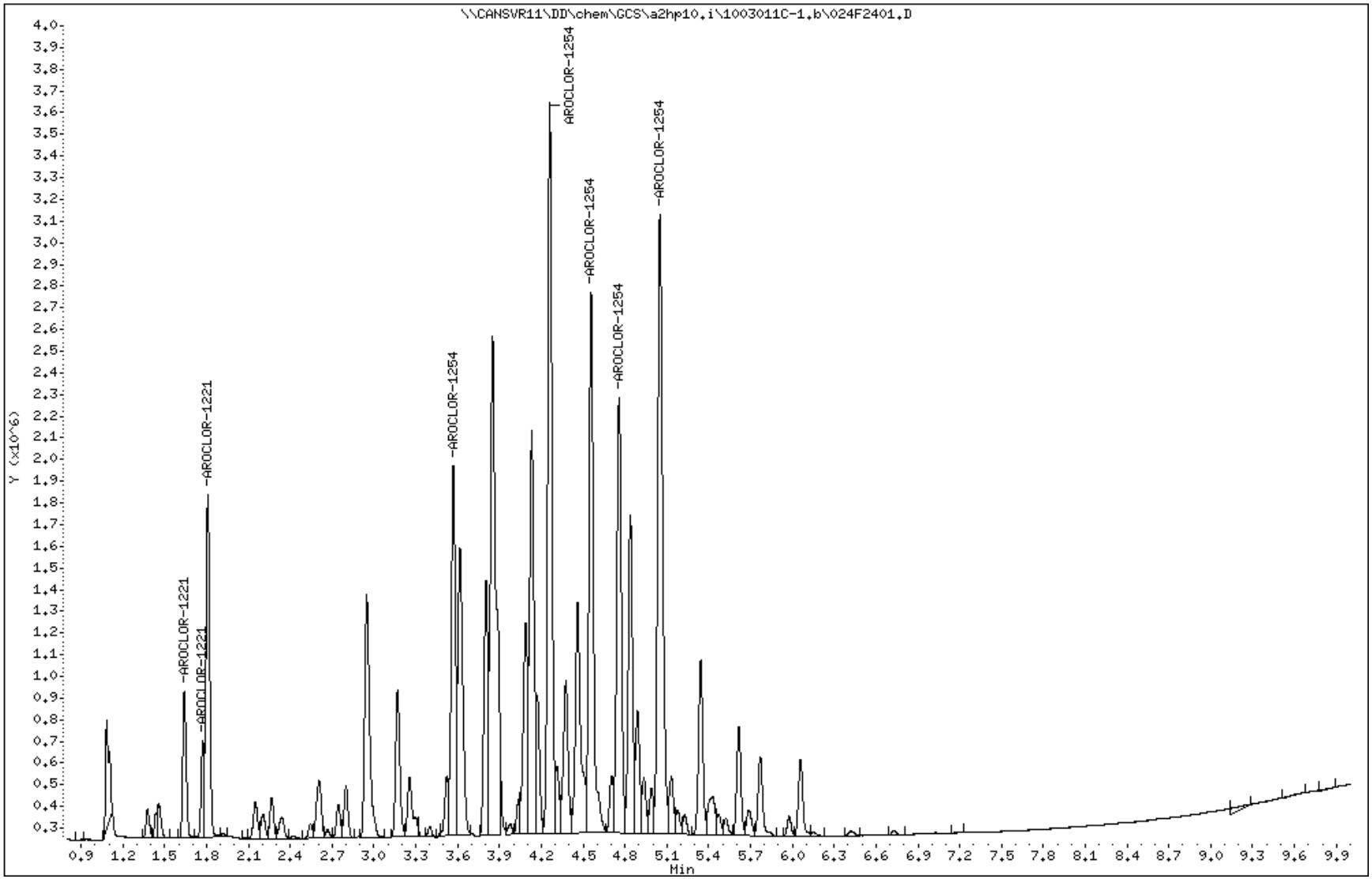

Data File Name: 024F2401.D
Inj. Date and Time: 01-MAR-2010 13:27
Instrument ID: a2hp10.i
Client ID:
Compound Name: AROCLOR-1254
CAS #: 11097-69-1
Report Date: 03/02/2010

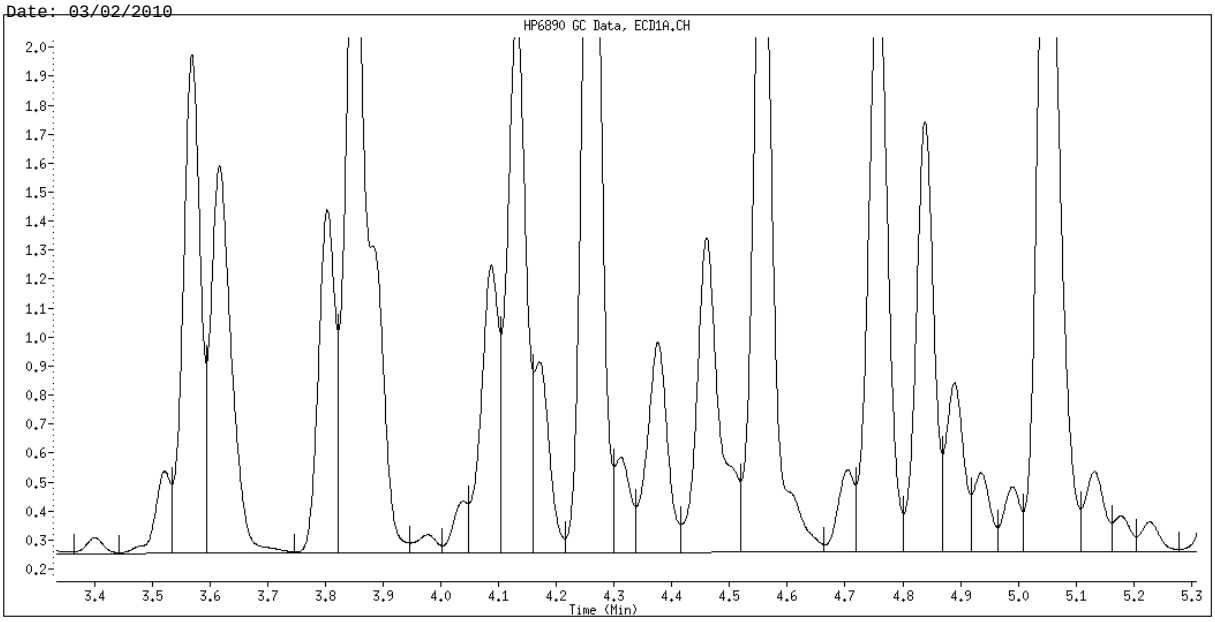

Original Integration

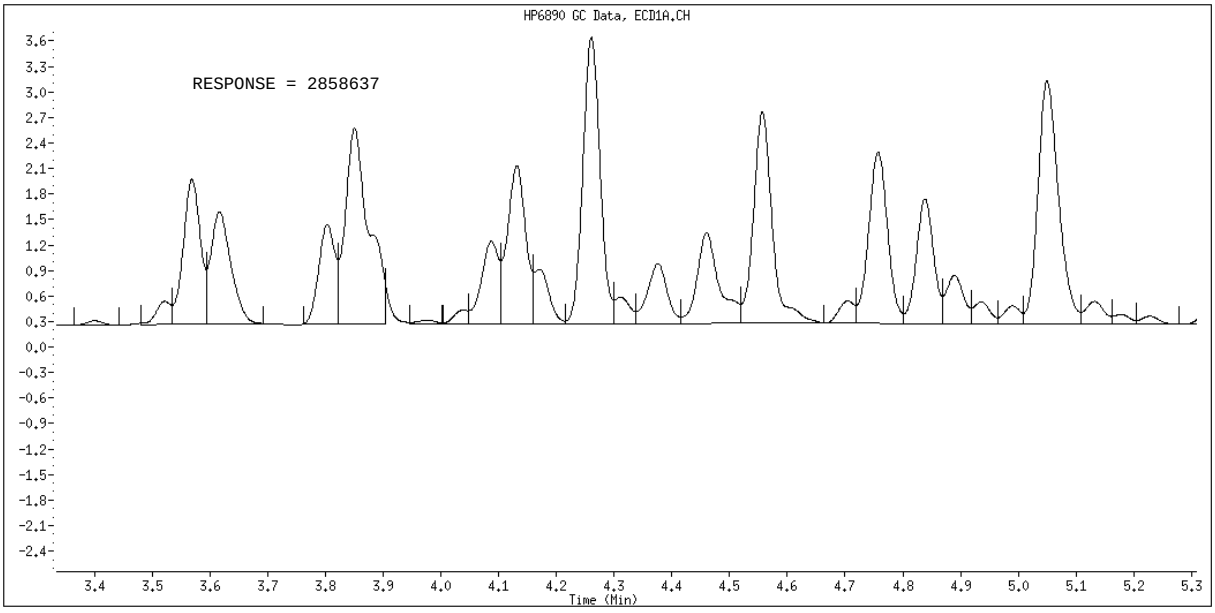

Manual Integration

Manually Integrated By: hassl
Manual Integration Reason: Baseline Event

TestAmerica North Canton

PCB 8082/608

Data file : \\CANSVR11\DD\chem\GCS\a2hp10.i\1003011C-1.b\025F2501.D
Lab Smp Id: 2154
Inj Date : 01-MAR-2010 13:42
Operator : Inst ID: a2hp10.i
Smp Info : 2154,,1,6
Misc Info : 9-AR2154.SUB
Comment :
Method : \\CANSVR11\DD\chem\GCS\a2hp10.i\1003011C-1.b\PCB10.m
Meth Date : 02-Mar-2010 06:57 hassl Quant Type: ESTD
Cal Date : 24-FEB-2010 15:22 Cal File: 043F4301.D
Als bottle: 25 Calibration Sample, Level: 6
Dil Factor: 1.00000
Integrator: Falcon Compound Sublist: 9-AR2154.SUB
Target Version: 4.14 Sample Matrix: None
Processing Host: CANPMSV21

				AMOUNTS			
				CAL-AMT	ON-COL		
RT	EXP RT	DLT RT	RESPONSE	(ng)	(ng)	TARGET RANGE	RATIO
7 AROCLOR-1254					CAS #: 11097-69-1		
3.569	3.569	0.000	3376916	2.00000	1.814	75.00- 125.00	100.00(M)
4.261	4.261	0.000	6704216	2.00000	1.936	144.39- 240.65	198.53
4.557	4.557	0.000	5008047	2.00000	1.912	108.63- 181.04	148.30
4.757	4.757	0.000	4025758	2.00000	1.866	88.89- 148.15	119.21
5.049	5.049	0.000	5726070	2.00000	1.919	124.73- 207.89	169.57
Average of Peak Amounts =					1.88940		
2 AROCLOR-1221					CAS #: 11104-28-2		
1.639	1.639	0.000	2240881	2.00000	1.784	75.00- 125.00	100.00
1.773	1.773	0.000	1214158	2.00000	1.699	40.77- 67.96	54.18
1.808	1.808	0.000	5577345	2.00000	1.762	188.01- 313.35	248.89
Average of Peak Amounts =					1.74833		

QC Flag Legend

M - Compound response manually integrated.

2300

Data File: \\CANSVR11\DD\chem\GCS\a2hp10.i\1003011C-1.b\025F2501.D
Date : 01-MAR-2010 13:42
Client ID:
Sample Info: 2154,,1,6

Instrument: a2hp10.i
Operator:
Column phase: restek pest clpI
Column diameter: 0.53

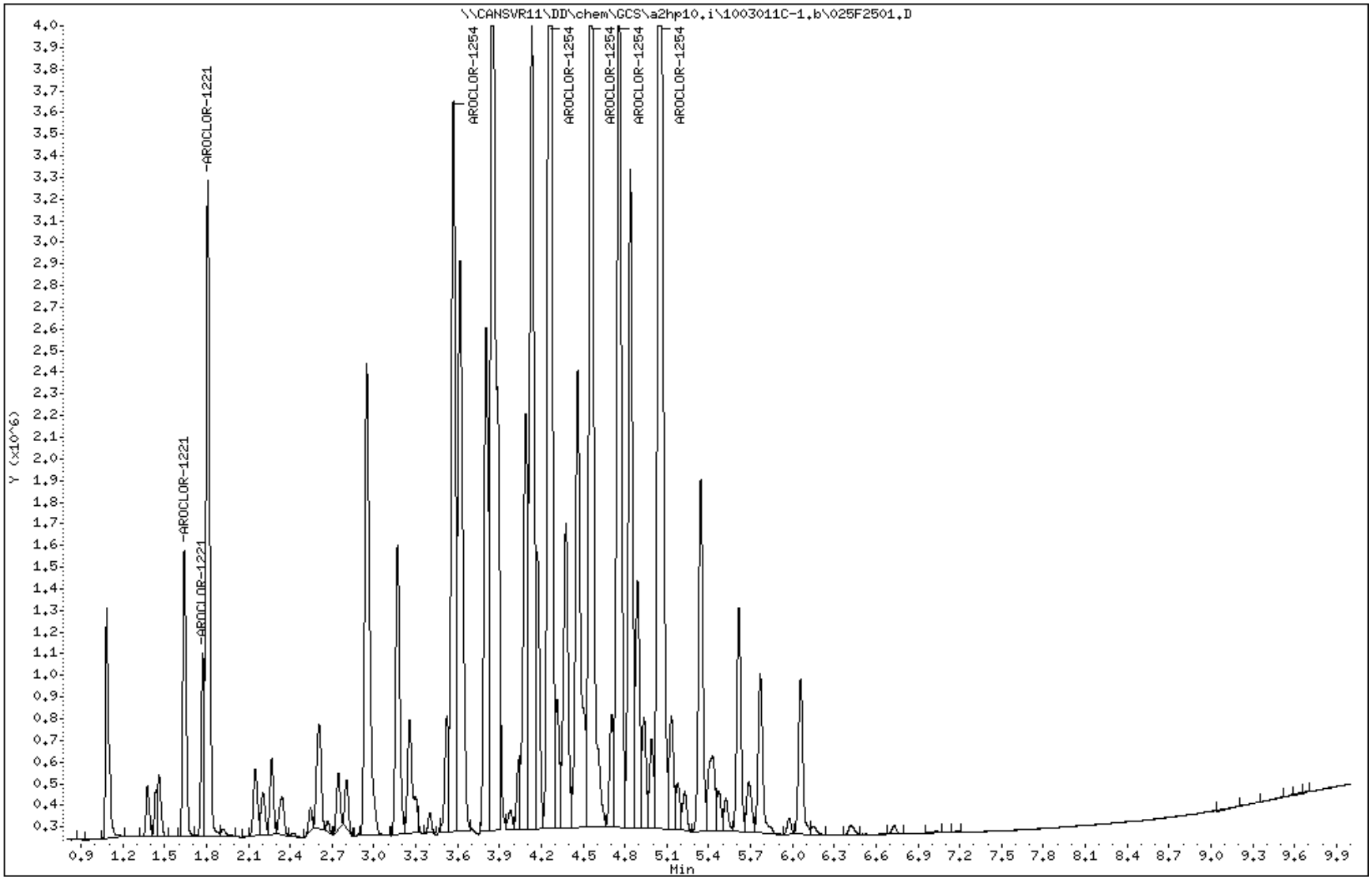

North Canton

Data File Name: 025F2501.D
Inj. Date and Time: 01-MAR-2010 13:42
Instrument ID: a2hp10.i
Client ID:
Compound Name: AROCLOR-1254
CAS #: 11097-69-1
Report Date: 03/02/2010

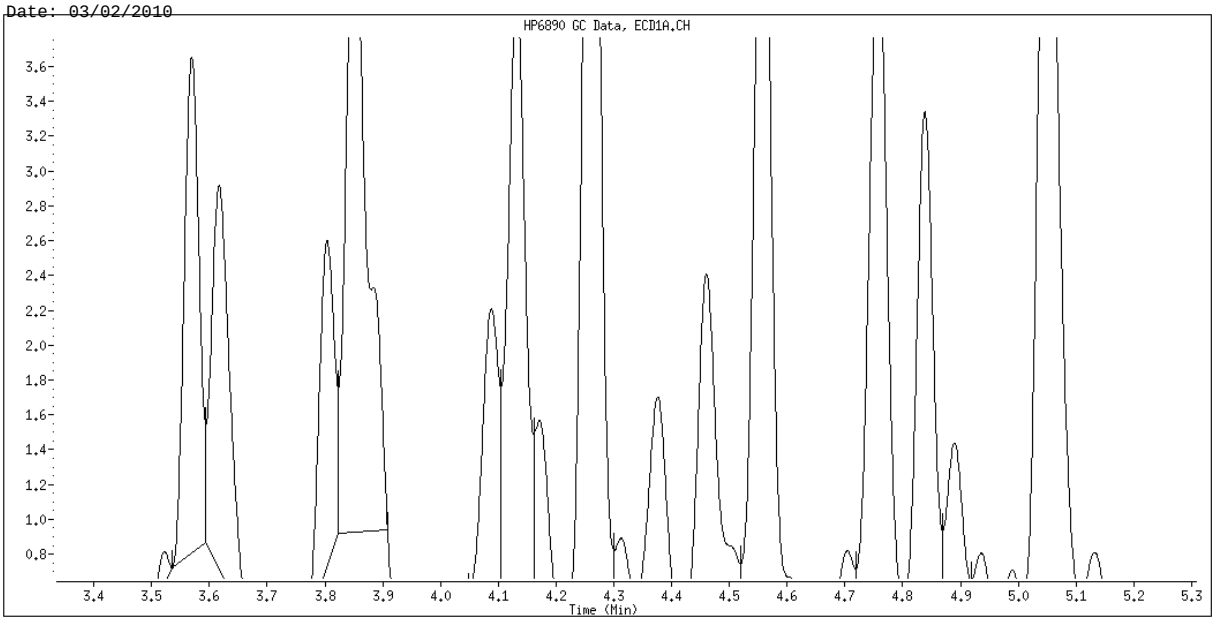

Original Integration

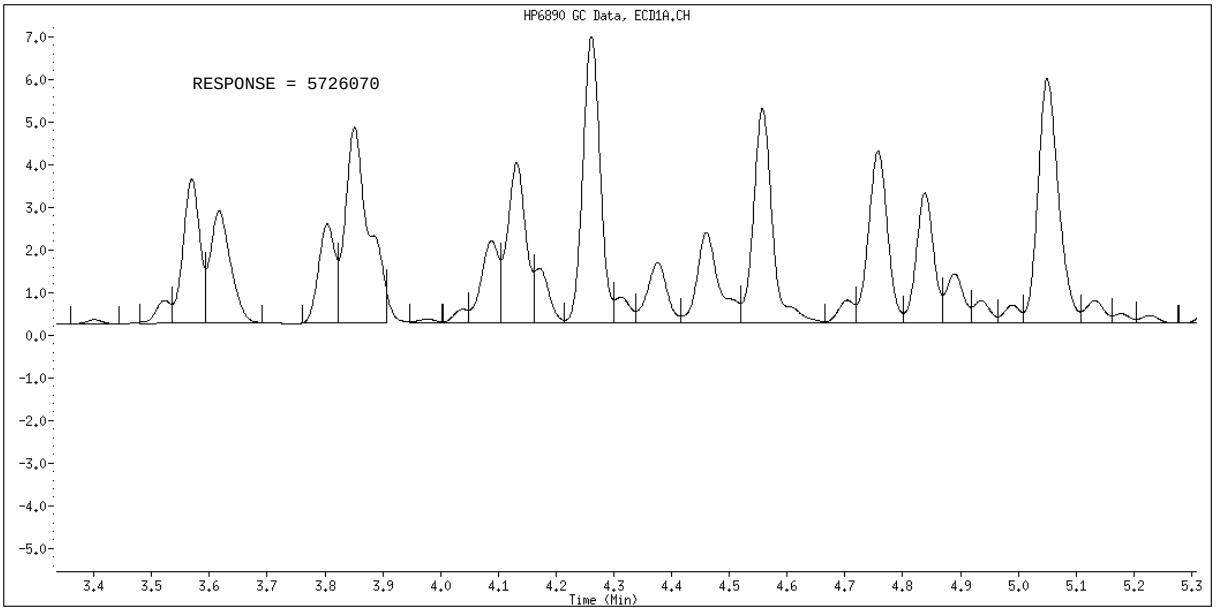

Manual Integration

Manually Integrated By: hassl
Manual Integration Reason: Baseline Event

TestAmerica North Canton

PCB 8082/608

Data file : \\CANSVR11\DD\chem\GCS\a2hp10.i\1003011C-1.b\026F2601.D
Lab Smp Id: 1660
Inj Date : 01-MAR-2010 13:57
Operator : Inst ID: a2hp10.i
Smp Info : 1660,,1,1
Misc Info : 12-AR1660TD.SUB
Comment :
Method : \\CANSVR11\DD\chem\GCS\a2hp10.i\1003011C-1.b\PCB10.m
Meth Date : 02-Mar-2010 06:57 hassl Quant Type: ESTD
Cal Date : 01-MAR-2010 16:59 Cal File: 038F3801.D
Als bottle: 26 Calibration Sample, Level: 1
Dil Factor: 1.00000
Integrator: Falcon Compound Sublist: 12-AR1660TD.SUB
Target Version: 4.14 Sample Matrix: None
Processing Host: CANPMSV21

				AMOUNTS			
				CAL-AMT	ON-COL		
RT	EXP RT	DLT RT	RESPONSE	(ng)	(ng)	TARGET RANGE	RATIO
$ 1 TCMX					CAS #: 877-09-8		
1.473	1.473	0.000	352514	0.00250	0.002542		
3 AROCLOR-1016					CAS #: 12674-11-2		
1.809	1.808	0.001	71981	0.05000	0.05474	80.00- 120.00	100.00(M)
2.148	2.148	0.000	117500	0.05000	0.05535	118.53- 197.54	163.24
2.606	2.607	-0.001	194391	0.05000	0.05158	209.93- 349.89	270.06
2.743	2.744	-0.001	99527	0.05000	0.05357	107.20- 178.66	138.27
3.171	3.170	0.001	82945	0.05000	0.05198	89.73- 149.55	115.23
	Average of Peak Amounts =				0.05344		
8 AROCLOR-1260					CAS #: 11096-82-5		
4.460	4.460	0.000	294905	0.05000	0.05245	80.00- 120.00	100.00
4.759	4.760	-0.001	542837	0.05000	0.05197	139.65- 232.74	184.07
5.049	5.049	0.000	486664	0.05000	0.05006	130.22- 217.03	165.02
5.768	5.769	-0.001	697322	0.05000	0.04873	202.17- 336.95	236.46
6.057	6.058	-0.001	331562	0.05000	0.04966	94.47- 157.44	112.43
	Average of Peak Amounts =				0.05057		
$ 12 DCB					CAS #: 2051-24-3		
7.227	7.227	0.000	363338	0.00250	0.002969		

QC Flag Legend

M - Compound response manually integrated.

Data File: \\CANSVR11\DD\chem\GCS\a2hp10.i\1003011C-1.b\026F2601.D
Date : 01-MAR-2010 13:57
Client ID:
Sample Info: 1660,,1,1
Column phase: restek pest clpI

Instrument: a2hp10.i
Operator:
Column diameter: 0.53

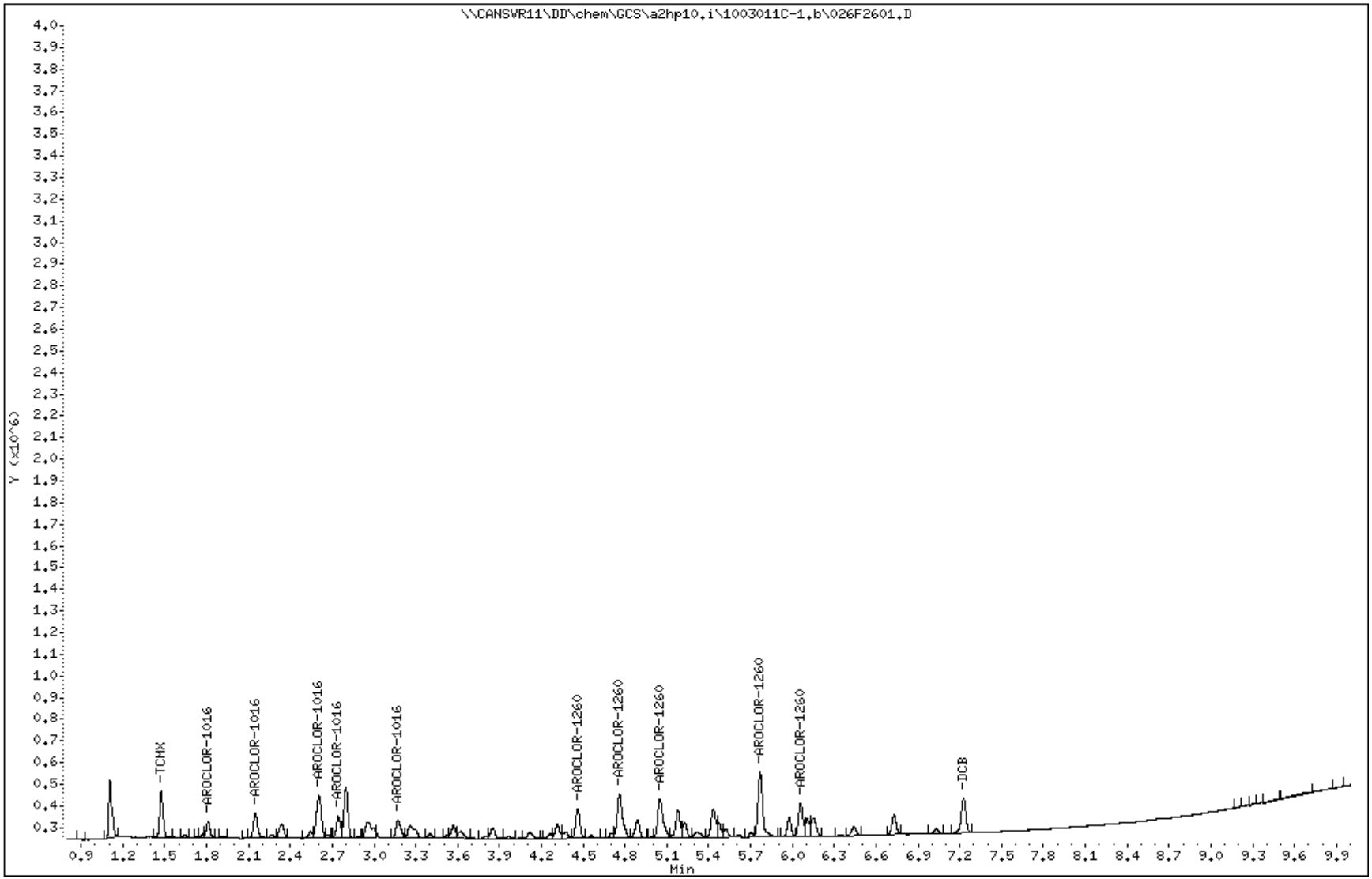

Data File Name: 026F2601.D
Inj. Date and Time: 01-MAR-2010 13:57
Instrument ID: a2hp10.i
Client ID:
Compound Name: AROCLOR-1016
CAS #: 12674-11-2
Report Date: 03/02/2010

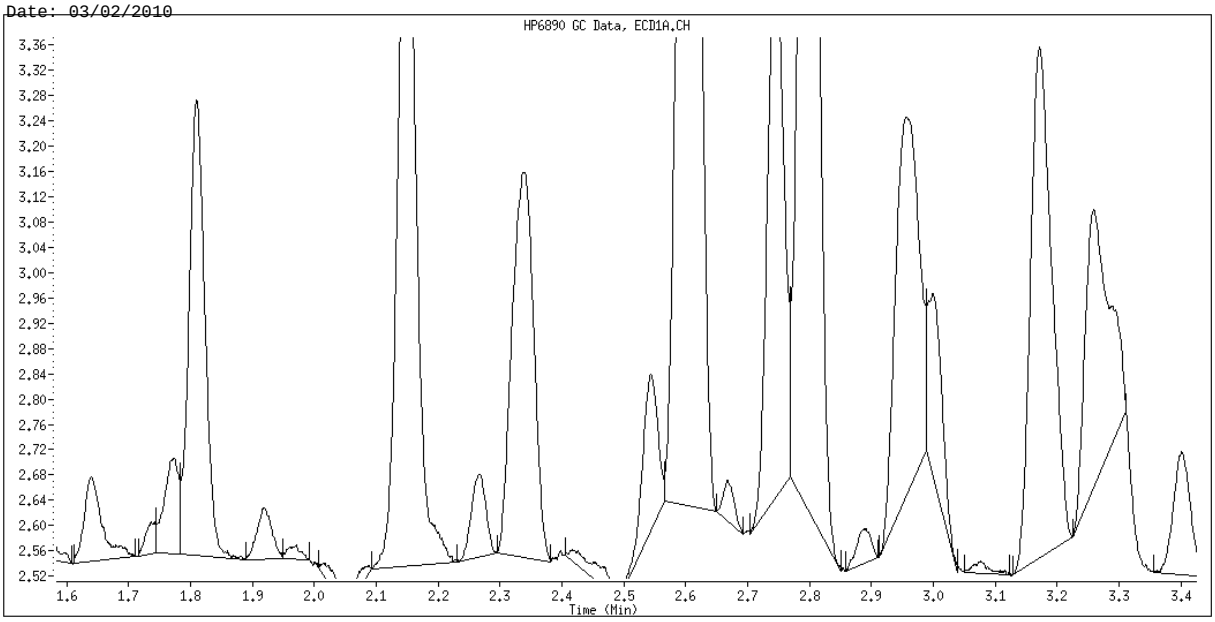

Original Integration

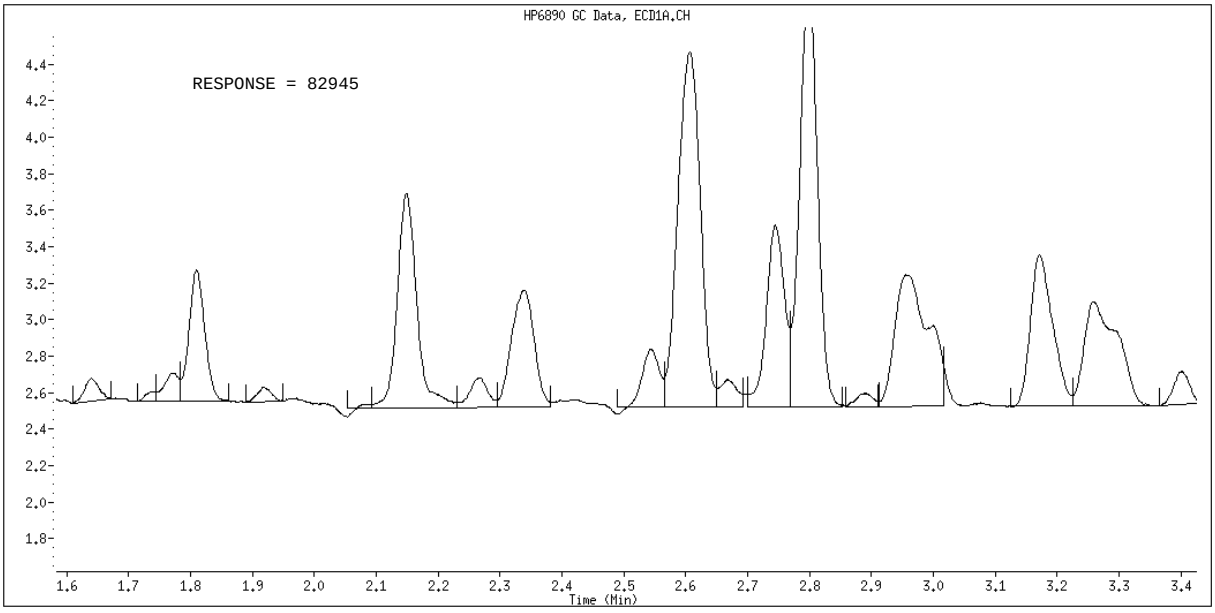

Manual Integration

Manually Integrated By: hassl
Manual Integration Reason: Baseline Event

TestAmerica North Canton

PCB 8082/608

Data file : \\CANSVR11\DD\chem\GCS\a2hp10.i\1003011C-1.b\027F2701.D
Lab Smp Id: 1660
Inj Date : 01-MAR-2010 14:12
Operator : Inst ID: a2hp10.i
Smp Info : 1660,,1,2
Misc Info : 12-AR1660TD.SUB
Comment :
Method : \\CANSVR11\DD\chem\GCS\a2hp10.i\1003011C-1.b\PCB10.m
Meth Date : 02-Mar-2010 06:57 hassl Quant Type: ESTD
Cal Date : 01-MAR-2010 18:00 Cal File: 042F4201.D
Als bottle: 27 Calibration Sample, Level: 2
Dil Factor: 1.00000
Integrator: Falcon Compound Sublist: 12-AR1660TD.SUB
Target Version: 4.14 Sample Matrix: None
Processing Host: CANPMSV21

				AMOUNTS			
				CAL-AMT	ON-COL		
RT	EXP RT	DLT RT	RESPONSE	(ng)	(ng)	TARGET RANGE	RATIO
$ 1 TCMX					CAS #: 877-09-8		
1.474	1.473	0.001	700453	0.00500	0.005051		
3 AROCLOR-1016					CAS #: 12674-11-2		
1.809	1.808	0.001	143290	0.10000	0.1090	80.00- 120.00	100.00(M)
2.149	2.148	0.001	225826	0.10000	0.1067	118.53- 197.54	157.60
2.607	2.607	0.000	384055	0.10000	0.1015	209.93- 349.89	268.03
2.744	2.744	0.000	196911	0.10000	0.1041	107.20- 178.66	137.42
3.170	3.170	0.000	167984	0.10000	0.1053	89.73- 149.55	117.23
Average of Peak Amounts =					0.10532		
8 AROCLOR-1260					CAS #: 11096-82-5		
4.460	4.460	0.000	584772	0.10000	0.1040	80.00- 120.00	100.00
4.759	4.760	-0.001	1076543	0.10000	0.1031	139.65- 232.74	184.10
5.049	5.049	0.000	989779	0.10000	0.1018	130.22- 217.03	169.26
5.769	5.769	0.000	1430174	0.10000	0.09994	202.17- 336.95	244.57
6.059	6.058	0.001	671878	0.10000	0.1006	94.47- 157.44	114.90
Average of Peak Amounts =					0.10189		
$ 12 DCB					CAS #: 2051-24-3		
7.227	7.227	0.000	691671	0.00500	0.005189		

QC Flag Legend

M - Compound response manually integrated.

Data File: \\CANSVR11\DD\chem\GCS\a2hp10.i\1003011C-1.b\027F2701.D
Date : 01-MAR-2010 14:12
Client ID:
Sample Info: 1660,,1,2
Column phase: restek pest clpI

Instrument: a2hp10.i
Operator:
Column diameter: 0.53

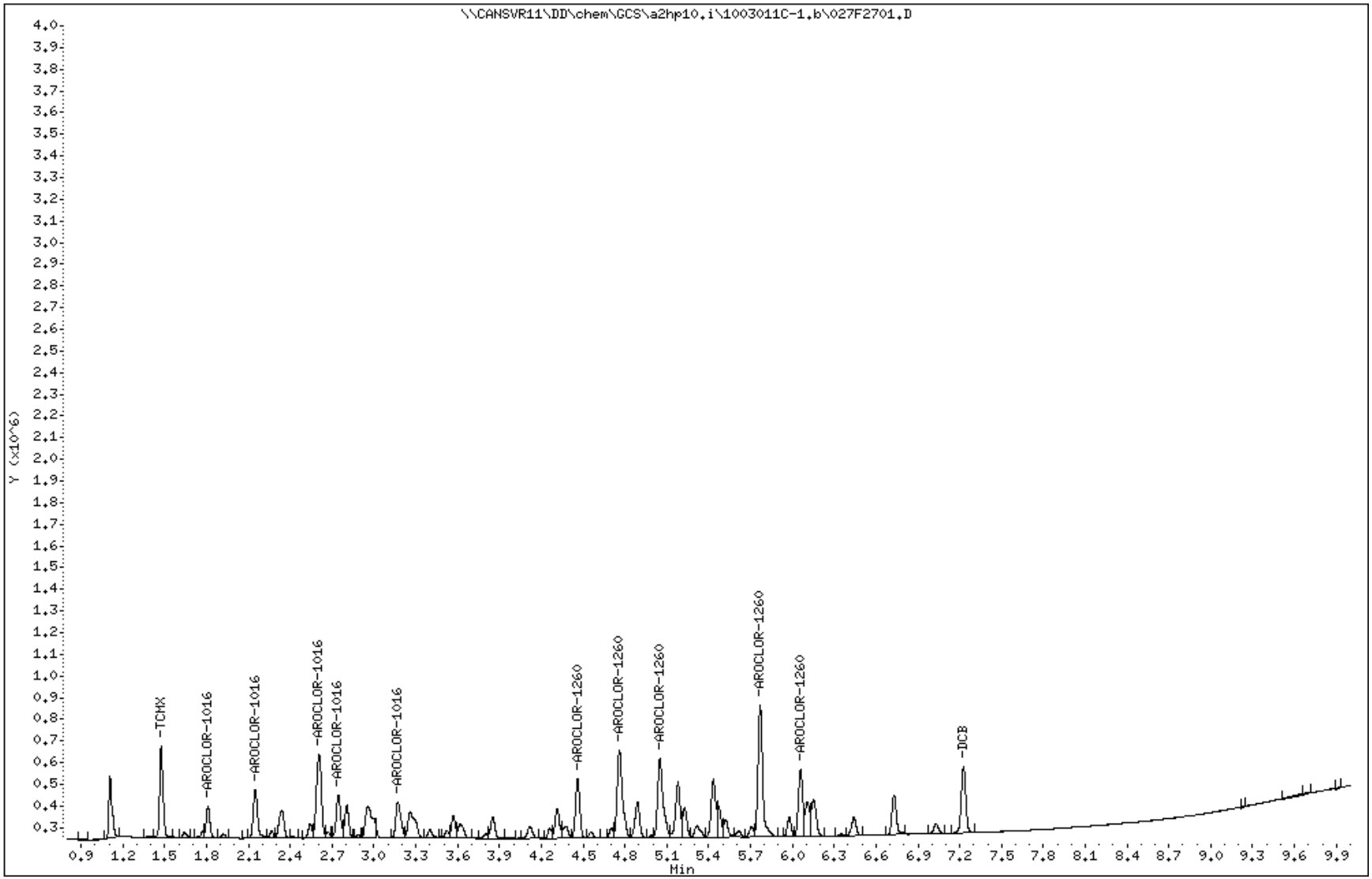

Data File Name: 027F2701.D
Inj. Date and Time: 01-MAR-2010 14:12
Instrument ID: a2hp10.i
Client ID:
Compound Name: AROCLOR-1016
CAS #: 12674-11-2
Report Date: 03/02/2010

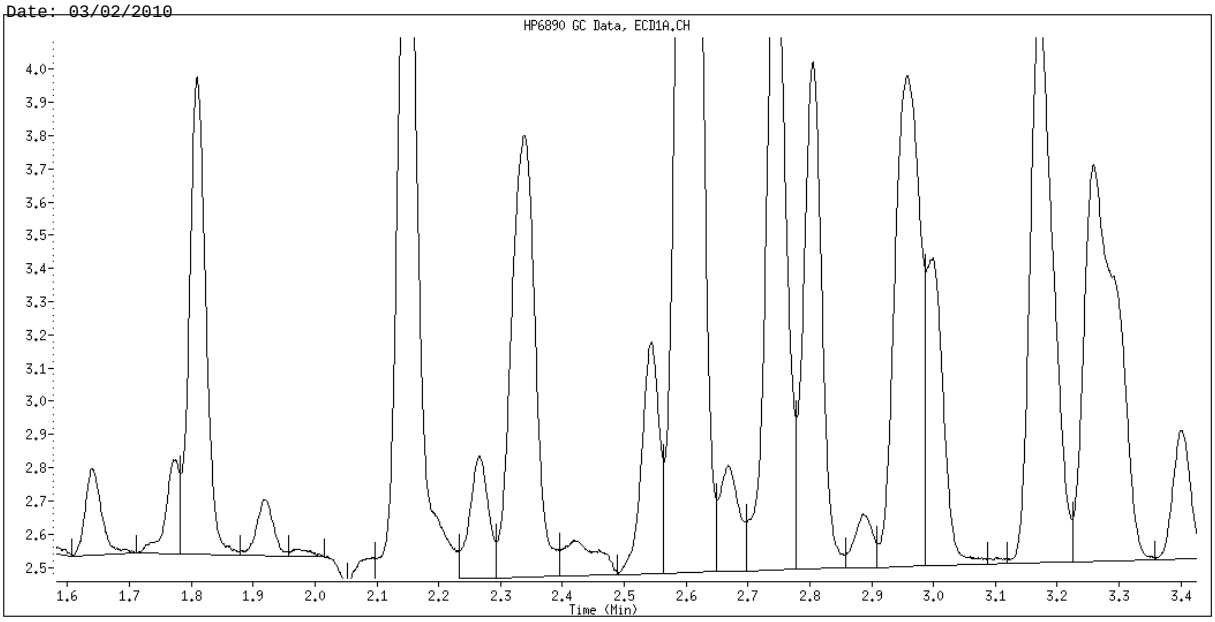

Original Integration

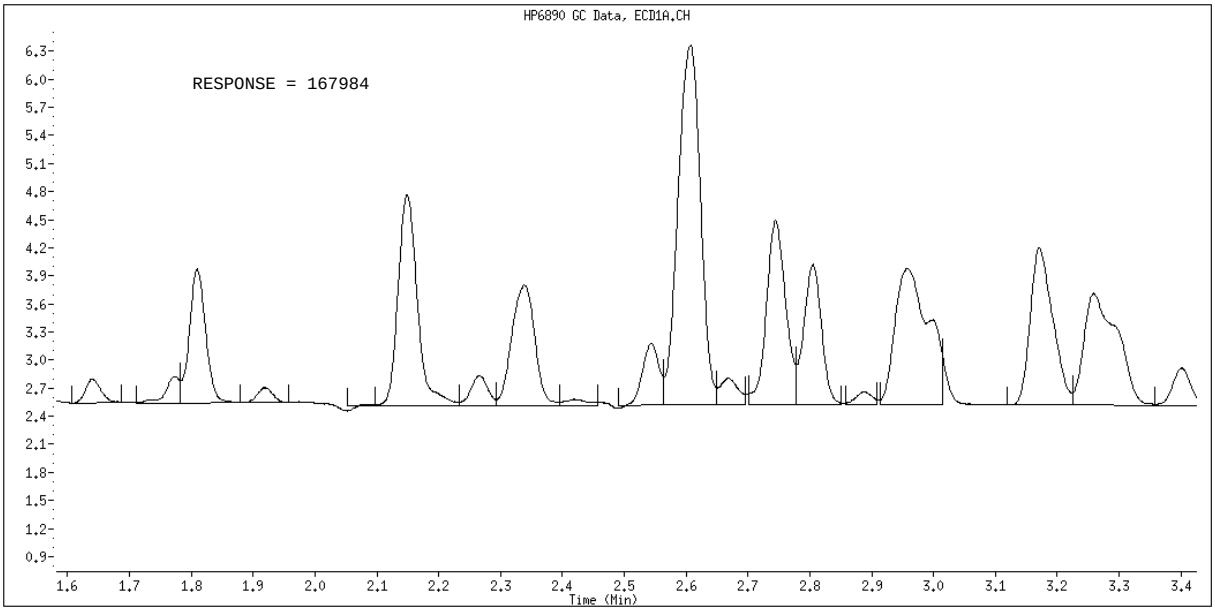

Manual Integration

Manually Integrated By: hassl
Manual Integration Reason: Baseline Event

TestAmerica North Canton

PCB 8082/608

Data file : \\CANSVR11\DD\chem\GCS\a2hp10.i\1003011C-1.b\028F2801.D
Lab Smp Id: 1660
Inj Date : 01-MAR-2010 14:27
Operator : Inst ID: a2hp10.i
Smp Info : 1660,,1,3
Misc Info : 12-AR1660TD.SUB
Comment :
Method : \\CANSVR11\DD\chem\GCS\a2hp10.i\1003011C-1.b\PCB10.m
Meth Date : 02-Mar-2010 06:57 hassl Quant Type: ESTD
Cal Date : 24-FEB-2010 14:36 Cal File: 040F4001.D
Als bottle: 28 Calibration Sample, Level: 3
Dil Factor: 1.00000
Integrator: Falcon Compound Sublist: 12-AR1660TD.SUB
Target Version: 4.14 Sample Matrix: None
Processing Host: CANPMSV21

				AMOUNTS			
				CAL-AMT	ON-COL		
RT	EXP RT	DLT RT	RESPONSE	(ng)	(ng)	TARGET RANGE	RATIO
$ 1 TCMX					CAS #: 877-09-8		
1.473	1.473	0.000	1417084	0.01000	0.01020		
3 AROCLOR-1016					CAS #: 12674-11-2		
1.809	1.808	0.001	270670	0.20000	0.3267	80.00- 120.00	100.00
2.148	2.148	0.000	439008	0.20000	0.2061	118.53- 197.54	162.19
2.607	2.607	0.000	763113	0.20000	0.3458	209.93- 349.89	281.93
2.744	2.744	0.000	384071	0.20000	0.3679	107.20- 178.66	141.90
3.171	3.170	0.001	324368	0.20000	0.2033	89.73- 149.55	119.84
	Average of Peak Amounts =				0.28996		
8 AROCLOR-1260					CAS #: 11096-82-5		
4.460	4.460	0.000	1143339	0.20000	0.2032	80.00- 120.00	100.00
4.759	4.760	-0.001	2120860	0.20000	0.3671	139.65- 232.74	185.50
5.050	5.049	0.001	1961165	0.20000	0.3921	130.22- 217.03	171.53
5.769	5.769	0.000	2886932	0.20000	0.3808	202.17- 336.95	252.50
6.059	6.058	0.001	1340202	0.20000	0.2008	94.47- 157.44	117.22
	Average of Peak Amounts =				0.30880		
$ 12 DCB					CAS #: 2051-24-3		
7.227	7.227	0.000	1337669	0.01000	0.01002		

Data File: \\CANSVR11\DD\chem\GCS\a2hp10.i\1003011C-1.b\028F2801.D
Date : 01-MAR-2010 14:27
Client ID:
Sample Info: 1660,,1,3
Column phase: restek pest clpI

Instrument: a2hp10.i
Operator:
Column diameter: 0.53

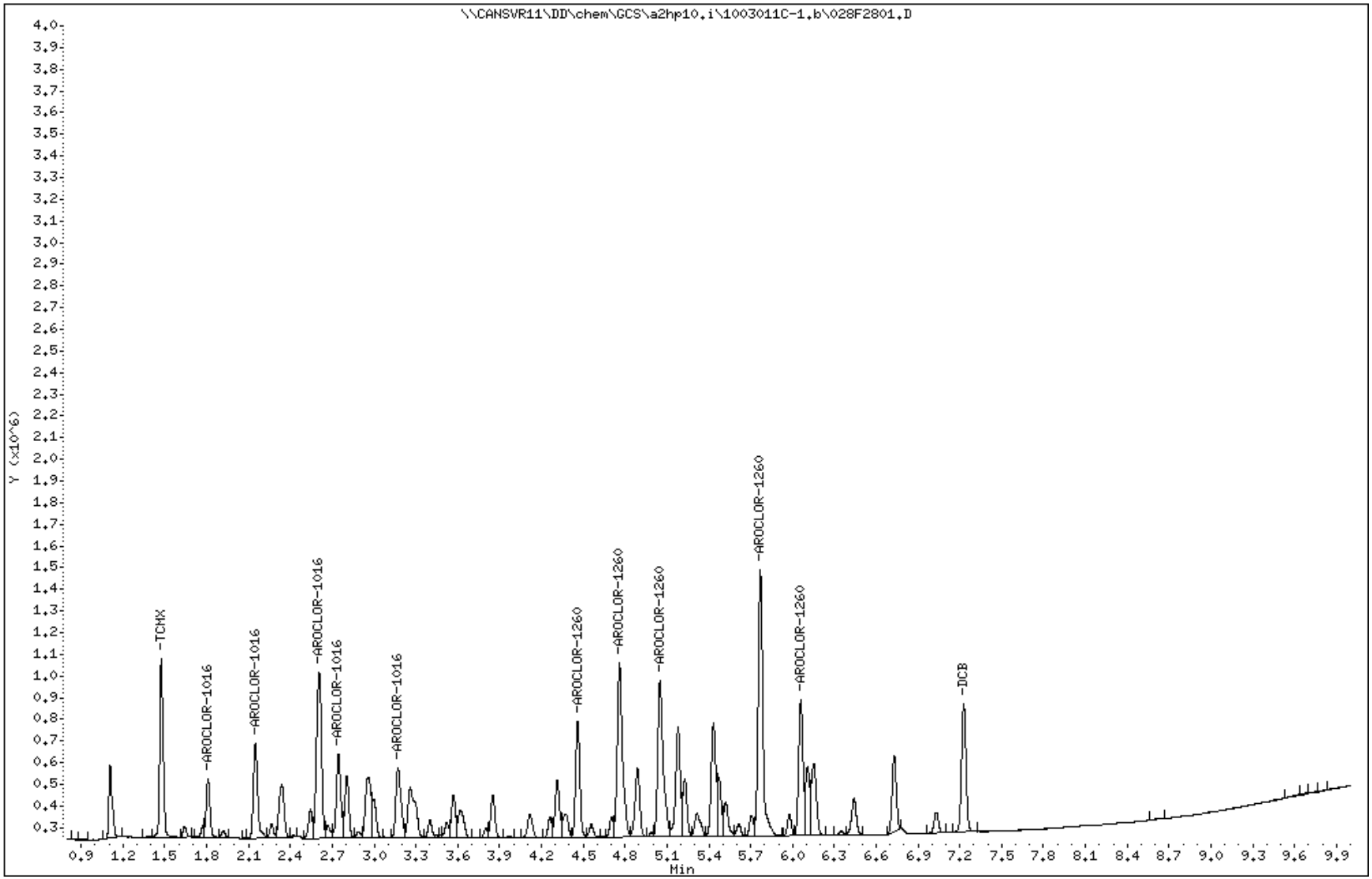

TestAmerica North Canton

PCB 8082/608

Data file : \\CANSVR11\DD\chem\GCS\a2hp10.i\1003011C-1.b\029F2901.D
Lab Smp Id: 1660
Inj Date : 01-MAR-2010 14:43
Operator : Inst ID: a2hp10.i
Smp Info : 1660,,1,4
Misc Info : 12-AR1660TD.SUB
Comment :
Method : \\CANSVR11\DD\chem\GCS\a2hp10.i\1003011C-1.b\PCB10.m
Meth Date : 02-Mar-2010 06:57 hassl Quant Type: ESTD
Cal Date : 24-FEB-2010 14:51 Cal File: 041F4101.D
Als bottle: 29 Calibration Sample, Level: 4
Dil Factor: 1.00000
Integrator: Falcon Compound Sublist: 12-AR1660TD.SUB
Target Version: 4.14 Sample Matrix: None
Processing Host: CANPMSV21

				AMOUNTS			
				CAL-AMT	ON-COL		
RT	EXP RT	DLT RT	RESPONSE	(ng)	(ng)	TARGET RANGE	RATIO
$ 1 TCMX					CAS #: 877-09-8		
1.473	1.473	0.000	3524767	0.02500	0.02544		
3 AROCLOR-1016					CAS #: 12674-11-2		
1.809	1.808	0.001	628829	0.50000	0.6324	80.00- 120.00	100.00
2.149	2.148	0.001	1036352	0.50000	0.4865	118.53- 197.54	164.81
2.607	2.607	0.000	1914676	0.50000	0.6989	209.93- 349.89	304.48
2.744	2.744	0.000	940079	0.50000	0.7166	107.20- 178.66	149.50
3.172	3.170	0.002	793627	0.50000	0.4975	89.73- 149.55	126.21
	Average of Peak Amounts =				0.60638		
8 AROCLOR-1260					CAS #: 11096-82-5		
4.460	4.460	0.000	2802386	0.50000	0.4992	80.00- 120.00	100.00
4.759	4.760	-0.001	5264343	0.50000	0.7124	139.65- 232.74	187.85
5.048	5.049	-0.001	4959683	0.50000	0.7489	130.22- 217.03	176.98
5.767	5.769	-0.002	7389218	0.50000	0.7476	202.17- 336.95	263.68
6.058	6.058	0.000	3428790	0.50000	0.5138	94.47- 157.44	122.35
	Average of Peak Amounts =				0.64438		
$ 12 DCB					CAS #: 2051-24-3		
7.227	7.227	0.000	3302656	0.02500	0.02474		

Data File: \\CANSVR11\DD\chem\GCS\a2hp10.i\1003011C-1.b\029F2901.D
Date : 01-MAR-2010 14:43
Client ID:
Sample Info: 1660,,1,4

Instrument: a2hp10.i
Operator:
Column phase: restek pest clpI
Column diameter: 0.53

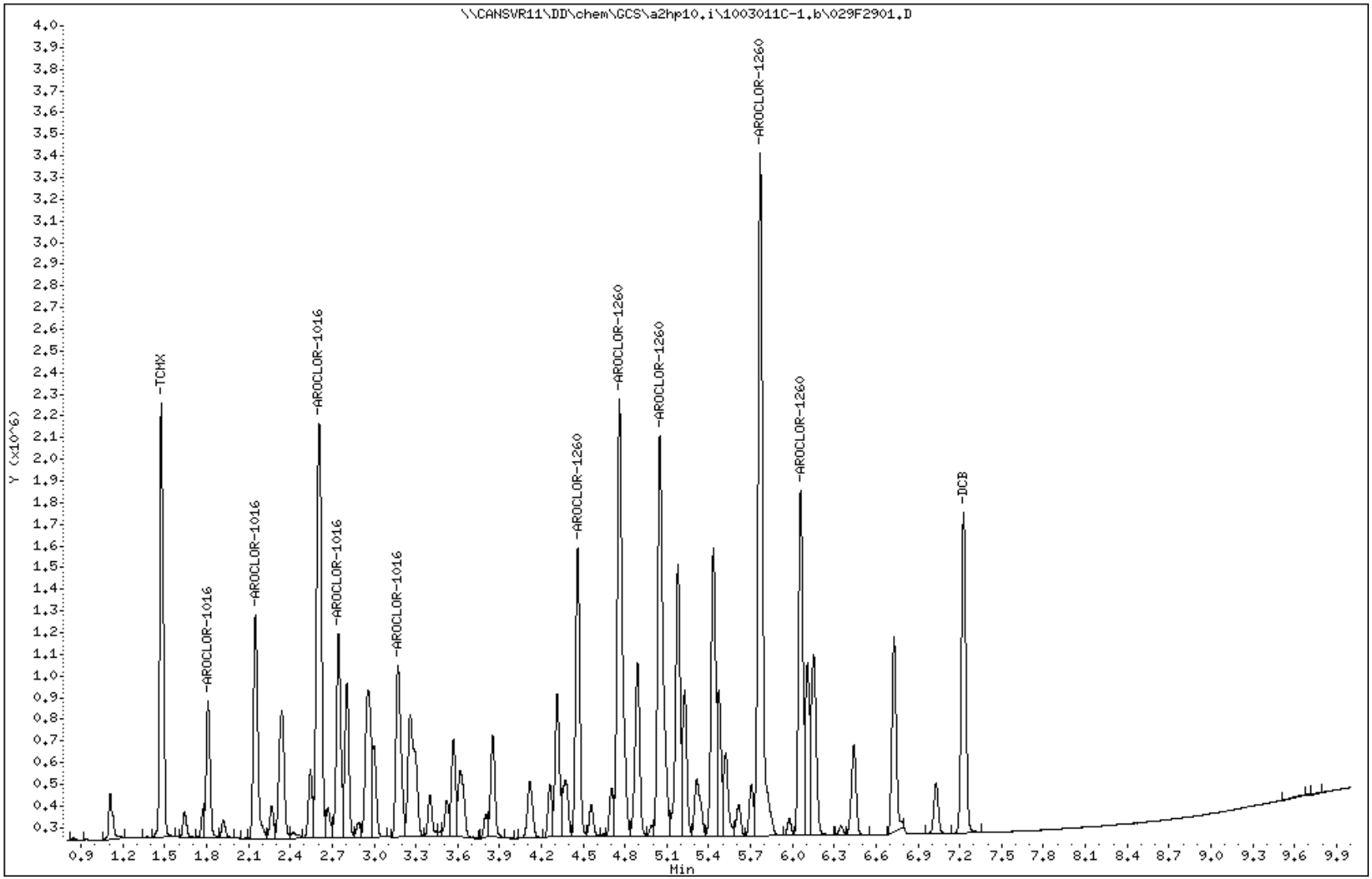

TestAmerica North Canton

PCB 8082/608

Data file : \\CANSVR11\DD\chem\GCS\a2hp10.i\1003011C-1.b\030F3001.D
Lab Smp Id: 1660
Inj Date : 01-MAR-2010 14:58
Operator : Inst ID: a2hp10.i
Smp Info : 1660,,1,5
Misc Info : 12-AR1660TD.SUB
Comment :
Method : \\CANSVR11\DD\chem\GCS\a2hp10.i\1003011C-1.b\PCB10.m
Meth Date : 02-Mar-2010 06:57 hassl Quant Type: ESTD
Cal Date : 24-FEB-2010 15:07 Cal File: 042F4201.D
Als bottle: 30 Calibration Sample, Level: 5
Dil Factor: 1.00000
Integrator: Falcon Compound Sublist: 12-AR1660TD.SUB
Target Version: 4.14 Sample Matrix: None
Processing Host: CANPMSV21

RT	EXP RT	DLT RT	RESPONSE	AMOUNTS CAL-AMT (ng)	ON-COL (ng)	TARGET RANGE	RATIO
$ 1 TCMX					CAS #: 877-09-8		
1.473	1.473	0.000	6768931	0.05000	0.04881		
3 AROCLOR-1016					CAS #: 12674-11-2		
1.809	1.808	0.001	1204838	1.00000	0.9162	80.00- 120.00	100.00
2.148	2.148	0.000	1939663	1.00000	0.9162	118.53- 197.54	160.99
2.607	2.607	0.000	3672853	1.00000	0.9707	209.93- 349.89	304.84
2.744	2.744	0.000	1799147	1.00000	0.9510	107.20- 178.66	149.33
3.171	3.170	0.001	1518059	1.00000	0.9513	89.73- 149.55	126.00
	Average of Peak Amounts =				0.94108		
8 AROCLOR-1260					CAS #: 11096-82-5		
4.459	4.460	-0.001	5342416	1.00000	0.9501	80.00- 120.00	100.00
4.759	4.760	-0.001	10000188	1.00000	0.9574	139.65- 232.74	187.18
5.050	5.049	0.001	9493574	1.00000	0.9766	130.22- 217.03	177.70
5.769	5.769	0.000	14208213	1.00000	0.9929	202.17- 336.95	265.95
6.058	6.058	0.000	6570288	1.00000	0.9840	94.47- 157.44	122.98
	Average of Peak Amounts =				0.97220		
$ 12 DCB					CAS #: 2051-24-3		
7.227	7.227	0.000	6330966	0.05000	0.04750		(M)

QC Flag Legend

M - Compound response manually integrated.

Data File: \\CANSVR11\DD\chem\GCS\a2hp10.i\1003011C-1.b\030F3001.D
Date : 01-MAR-2010 14:58
Client ID:
Instrument: a2hp10.i
Sample Info: 1660,,1,5
Operator:
Column phase: restek pest clpI
Column diameter: 0.53

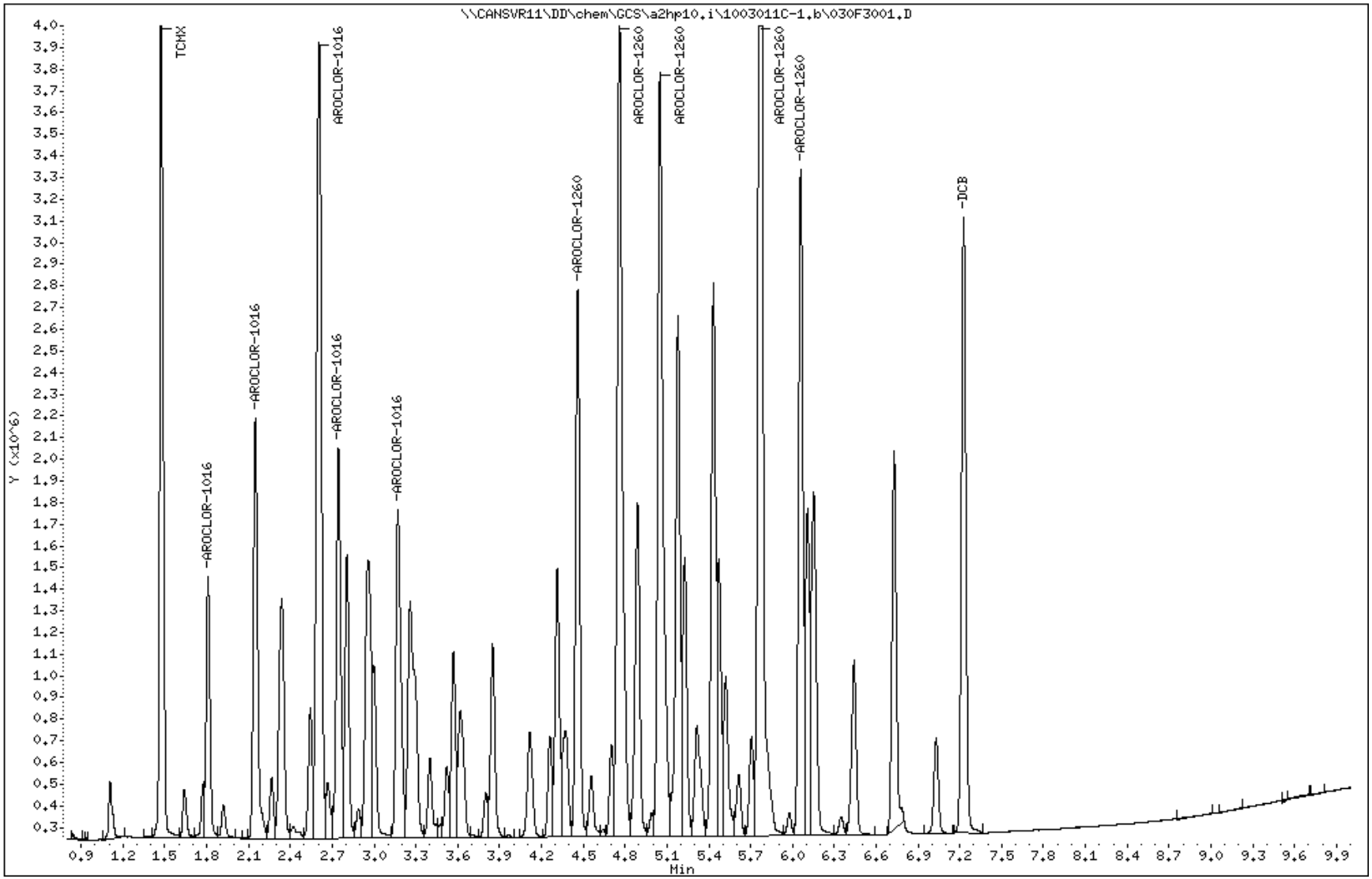

Data File Name: 030F3001.D
Inj. Date and Time: 01-MAR-2010 14:58
Instrument ID: a2hp10.i
Client ID:
Compound Name: DCB
CAS #: 2051-24-3
Report Date: 03/02/2010

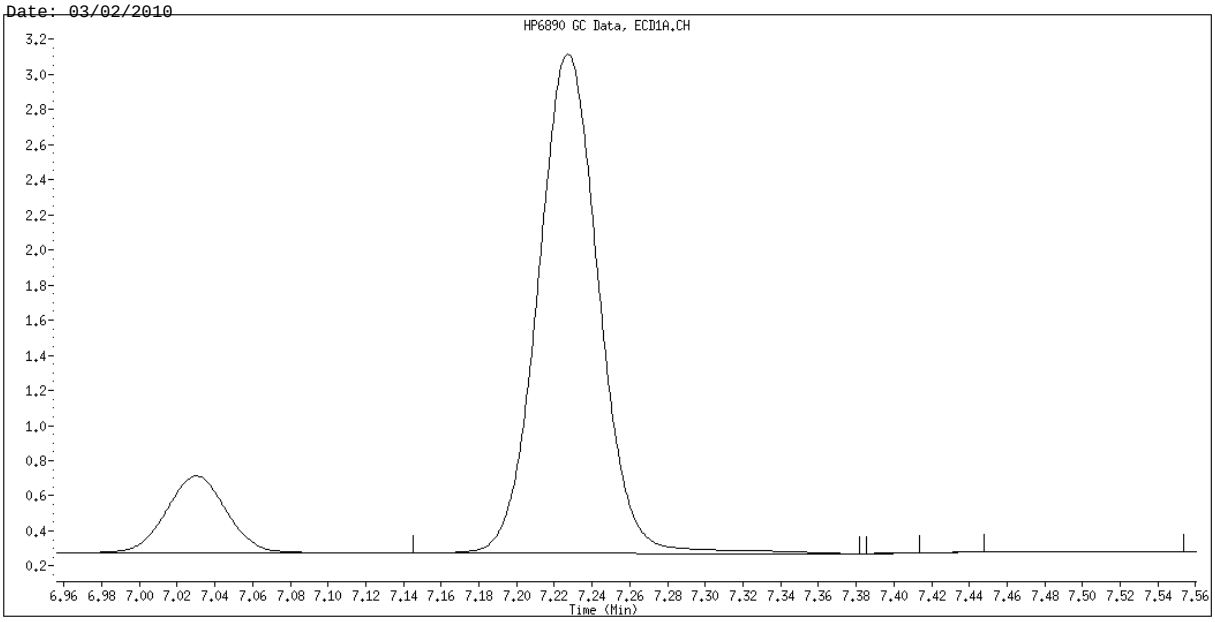

Original Integration

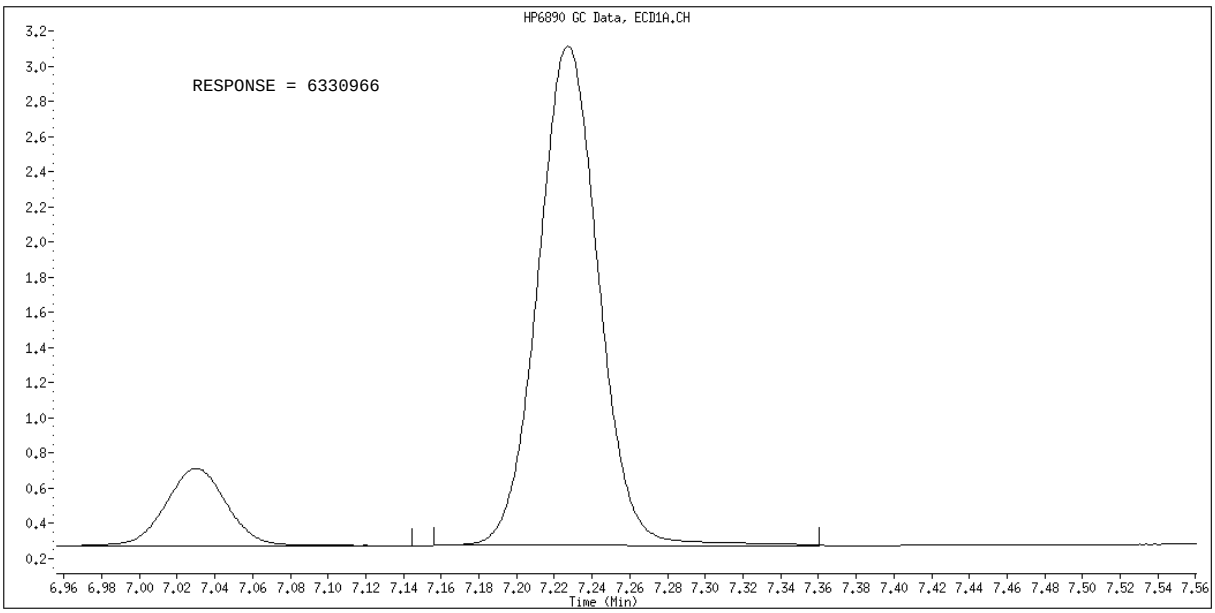

Manual Integration

Manually Integrated By: hassl
Manual Integration Reason: Split Peak

TestAmerica North Canton

PCB 8082/608

Data file : \\CANSVR11\DD\chem\GCS\a2hp10.i\1003011C-1.b\031F3101.D
Lab Smp Id: 1660
Inj Date : 01-MAR-2010 15:13
Operator : Inst ID: a2hp10.i
Smp Info : 1660,,1,6
Misc Info : 12-AR1660TD.SUB
Comment :
Method : \\CANSVR11\DD\chem\GCS\a2hp10.i\1003011C-1.b\PCB10.m
Meth Date : 02-Mar-2010 06:57 hassl Quant Type: ESTD
Cal Date : 24-FEB-2010 15:22 Cal File: 043F4301.D
Als bottle: 31 Calibration Sample, Level: 6
Dil Factor: 1.00000
Integrator: Falcon Compound Sublist: 12-AR1660TD.SUB
Target Version: 4.14 Sample Matrix: None
Processing Host: CANPMSV21

				AMOUNTS			
				CAL-AMT	ON-COL		
RT	EXP RT	DLT RT	RESPONSE	(ng)	(ng)	TARGET RANGE	RATIO
$ 1 TCMX					CAS #: 877-09-8		
1.474	1.473	0.001	13289679	0.10000	0.09583		
3 AROCLOR-1016					CAS #: 12674-11-2		
1.809	1.808	0.001	2403554	2.00000	1.828	80.00- 120.00	100.00
2.148	2.148	0.000	3772484	2.00000	1.769	118.53- 197.54	156.95
2.606	2.607	-0.001	7310484	2.00000	1.944	209.93- 349.89	304.15
2.744	2.744	0.000	3583077	2.00000	1.960	107.20- 178.66	149.07
3.170	3.170	0.000	3016794	2.00000	1.890	89.73- 149.55	125.51
Average of Peak Amounts =					1.87820		
8 AROCLOR-1260					CAS #: 11096-82-5		
4.460	4.460	0.000	10653843	2.00000	1.895	80.00- 120.00	100.00
4.759	4.760	-0.001	19825543	2.00000	1.898	139.65- 232.74	186.09
5.049	5.049	0.000	18954890	2.00000	1.950	130.22- 217.03	177.92
5.768	5.769	-0.001	28383258	2.00000	1.983	202.17- 336.95	266.41
6.058	6.058	0.000	13163232	2.00000	1.972	94.47- 157.44	123.55
Average of Peak Amounts =					1.93960		
$ 12 DCB					CAS #: 2051-24-3		
7.228	7.227	0.001	12357806	0.10000	0.1010		

Data File: \\CANSVR11\DD\chem\GCS\a2hp10.i\1003011C-1.b\031F3101.D
Date : 01-MAR-2010 15:13
Client ID:
Sample Info: 1660,,1,6

Instrument: a2hp10.i
Operator:
Column phase: restek pest clpI
Column diameter: 0.53

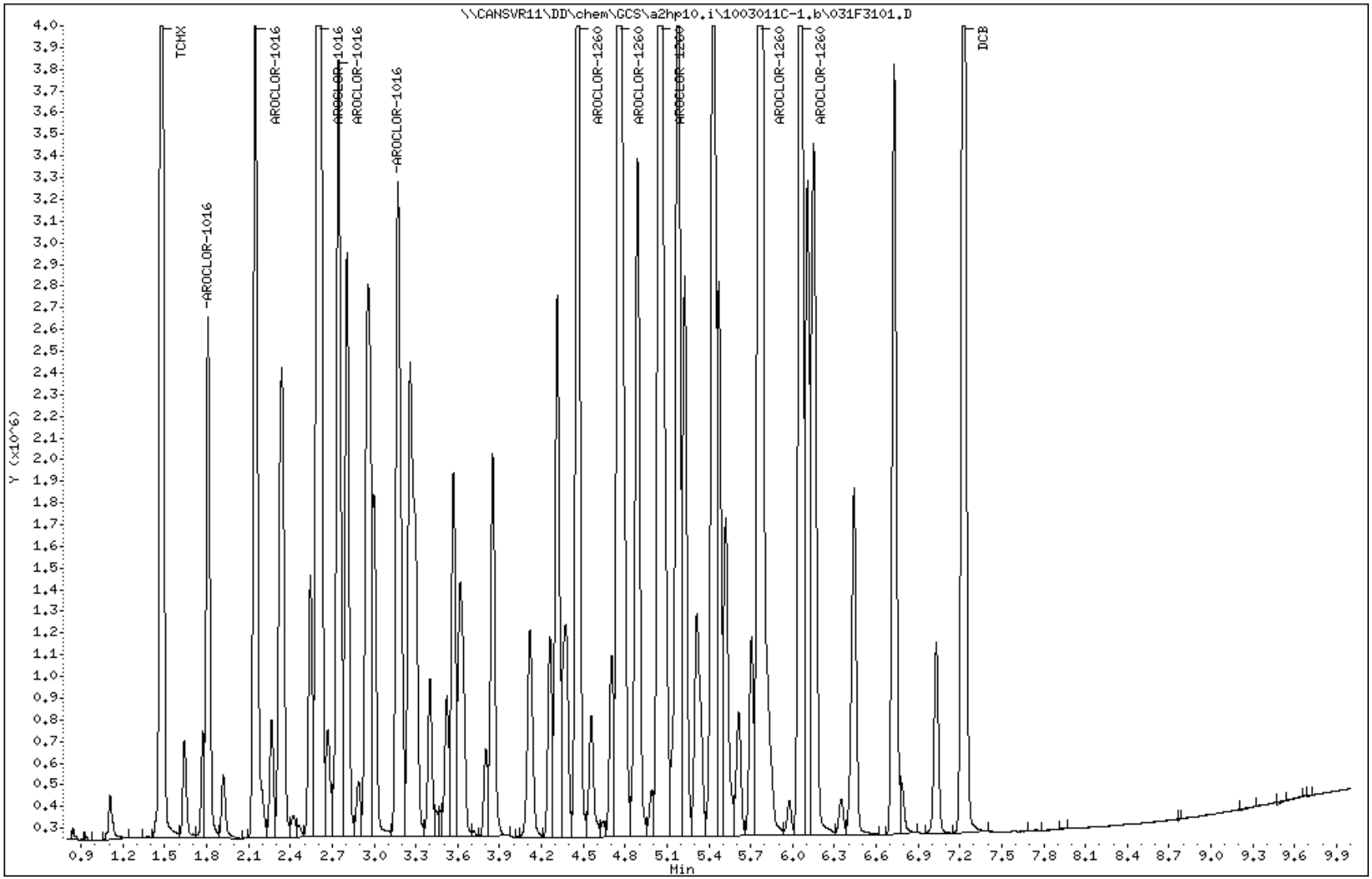

TestAmerica North Canton

PCB 8082/608

Data file : \\CANSVR11\DD\chem\GCS\a2hp10.i\1003011C-1.b\032F3201.D
Lab Smp Id: 1262
Inj Date : 01-MAR-2010 15:28
Operator : Inst ID: a2hp10.i
Smp Info : 1262,,1,1
Misc Info : 13-AR1262.SUB
Comment :
Method : \\CANSVR11\DD\chem\GCS\a2hp10.i\1003011C-1.b\PCB10.m
Meth Date : 02-Mar-2010 06:57 hassl Quant Type: ESTD
Cal Date : 01-MAR-2010 16:59 Cal File: 038F3801.D
Als bottle: 32 Calibration Sample, Level: 1
Dil Factor: 1.00000
Integrator: Falcon Compound Sublist: 13-AR1262.SUB
Target Version: 4.14 Sample Matrix: None
Processing Host: CANPMSV21

				AMOUNTS			
				CAL-AMT	ON-COL		
RT	EXP RT	DLT RT	RESPONSE	(ng)	(ng)	TARGET RANGE	RATIO
9 AROCLOR-1262					CAS #: 37324-23-5		
4.460	4.459	0.001	114875	0.05000	0.1660	75.00- 125.00	100.00
5.178	5.178	0.000	194944	0.05000	0.2279	132.40- 220.67	169.70
5.433	5.433	0.000	176809	0.05000	0.04923	121.73- 202.88	153.91
5.768	5.768	0.000	358247	0.05000	0.2308	259.45- 432.41	311.86
6.058	6.058	0.000	127000	0.05000	0.2097	92.59- 154.32	110.55
Average of Peak Amounts =					0.17673		

Data File: \\CANSVR11\DD\chem\GCS\a2hp10.i\1003011C-1.b\032F3201.D
Date : 01-MAR-2010 15:28
Client ID:
Instrument: a2hp10.i
Sample Info: 1262,,1,1
Operator:
Column phase: restek pest clpI
Column diameter: 0.53

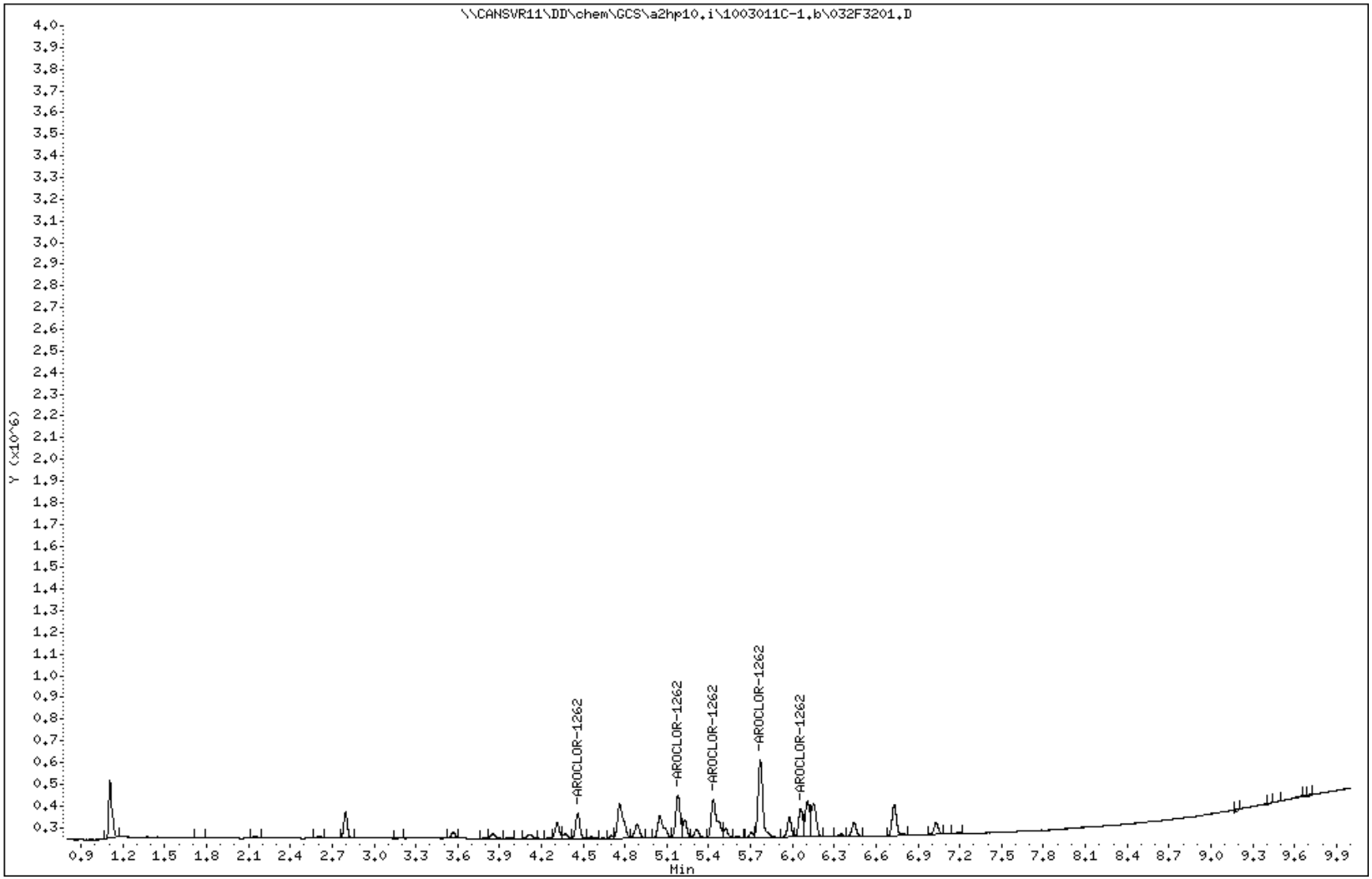

TestAmerica North Canton

PCB 8082/608

Data file : \\CANSVR11\DD\chem\GCS\a2hp10.i\1003011C-1.b\033F3301.D
Lab Smp Id: 1262
Inj Date : 01-MAR-2010 15:43
Operator : Inst ID: a2hp10.i
Smp Info : 1262,,1,2
Misc Info : 13-AR1262.SUB
Comment :
Method : \\CANSVR11\DD\chem\GCS\a2hp10.i\1003011C-1.b\PCB10.m
Meth Date : 02-Mar-2010 06:57 hassl Quant Type: ESTD
Cal Date : 01-MAR-2010 18:00 Cal File: 042F4201.D
Als bottle: 33 Calibration Sample, Level: 2
Dil Factor: 1.00000
Integrator: Falcon Compound Sublist: 13-AR1262.SUB
Target Version: 4.14 Sample Matrix: None
Processing Host: CANPMSV21

				AMOUNTS			
				CAL-AMT	ON-COL		
RT	EXP RT	DLT RT	RESPONSE	(ng)	(ng)	TARGET RANGE	RATIO
9 AROCLOR-1262					CAS #: 37324-23-5		
4.460	4.459	0.001	218634	0.10000	0.1050	75.00- 125.00	100.00
5.178	5.178	0.000	378901	0.10000	0.1039	132.40- 220.67	173.30
5.432	5.433	-0.001	344462	0.10000	0.1035	121.73- 202.88	157.55
5.769	5.768	0.001	712252	0.10000	0.1014	259.45- 432.41	325.77
6.058	6.058	0.000	242664	0.10000	0.09992	92.59- 154.32	110.99
		Average of Peak Amounts =			0.10274		

Data File: \\CANSVR11\DD\chem\GCS\a2hp10.i\1003011C-1.b\033F3301.D
Date : 01-MAR-2010 15:43
Client ID:
Sample Info: 1262,,1,2
Column phase: restek pest clpI

Instrument: a2hp10.i
Operator:
Column diameter: 0.53

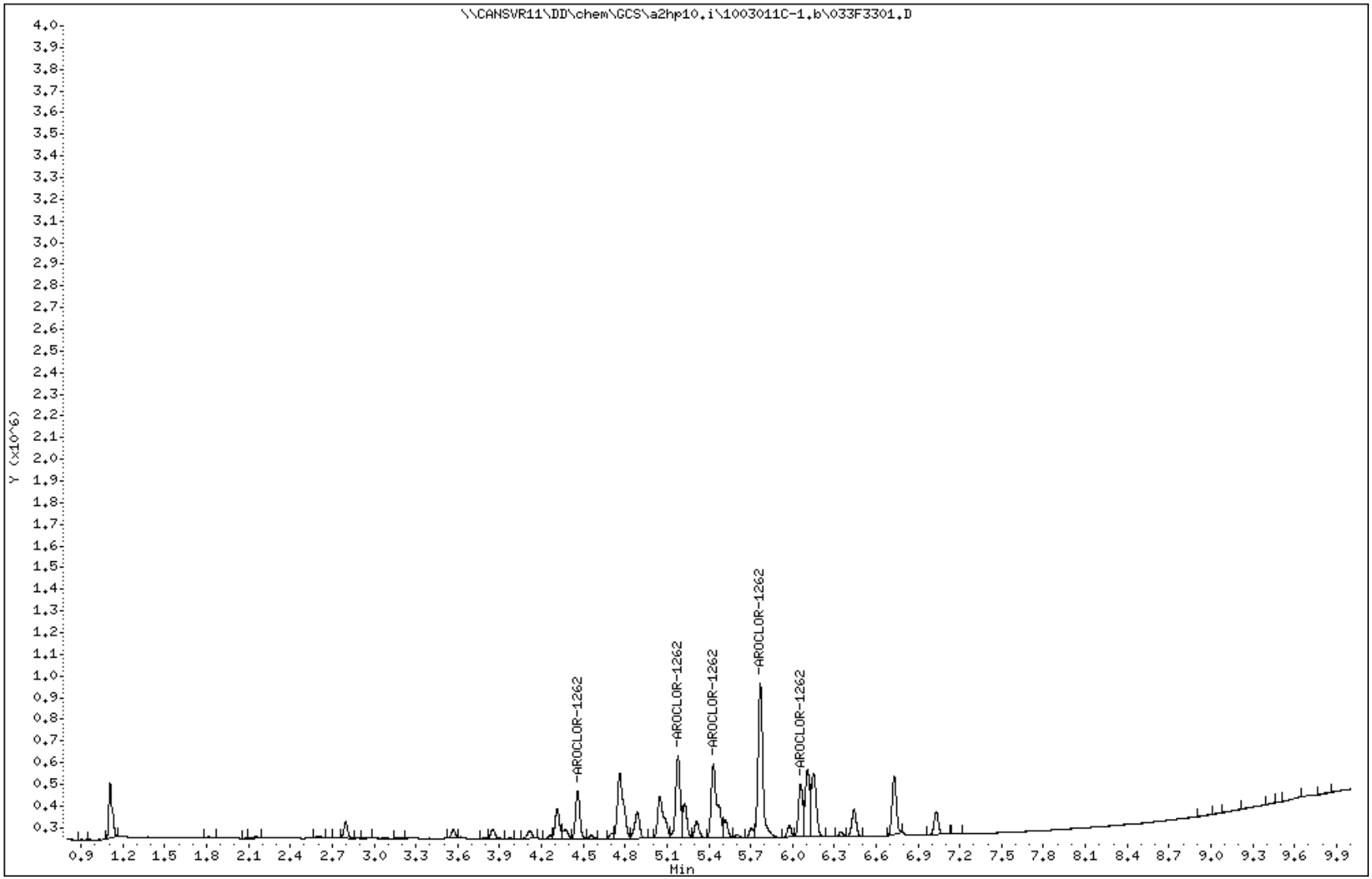

TestAmerica North Canton

PCB 8082/608

Data file : \\CANSVR11\DD\chem\GCS\a2hp10.i\1003011C-1.b\034F3401.D
Lab Smp Id: 1262
Inj Date : 01-MAR-2010 15:59
Operator : Inst ID: a2hp10.i
Smp Info : 1262,,1,3
Misc Info : 13-AR1262.SUB
Comment :
Method : \\CANSVR11\DD\chem\GCS\a2hp10.i\1003011C-1.b\PCB10.m
Meth Date : 02-Mar-2010 06:57 hassl Quant Type: ESTD
Cal Date : 24-FEB-2010 14:36 Cal File: 040F4001.D
Als bottle: 34 Calibration Sample, Level: 3
Dil Factor: 1.00000
Integrator: Falcon Compound Sublist: 13-AR1262.SUB
Target Version: 4.14 Sample Matrix: None
Processing Host: CANPMSV21

				AMOUNTS			
				CAL-AMT	ON-COL		
RT	EXP RT	DLT RT	RESPONSE	(ng)	(ng)	TARGET RANGE	RATIO
9 AROCLOR-1262					CAS #: 37324-23-5		
4.459	4.459	0.000	408211	0.20000	0.3221	75.00- 125.00	100.00
5.178	5.178	0.000	721143	0.20000	0.3600	132.40- 220.67	176.66
5.432	5.433	-0.001	660378	0.20000	0.1895	121.73- 202.88	161.77
5.768	5.768	0.000	1399527	0.20000	0.3722	259.45- 432.41	342.84
6.057	6.058	-0.001	497470	0.20000	0.3878	92.59- 154.32	121.87
Average of Peak Amounts =					0.32632		

Data File: \\CANSVR11\DD\chem\GCS\a2hp10.i\1003011C-1.b\034F3401.D
Date : 01-MAR-2010 15:59
Client ID:
Instrument: a2hp10.i
Sample Info: 1262,,1,3
Operator:
Column phase: restek pest clpI
Column diameter: 0.53

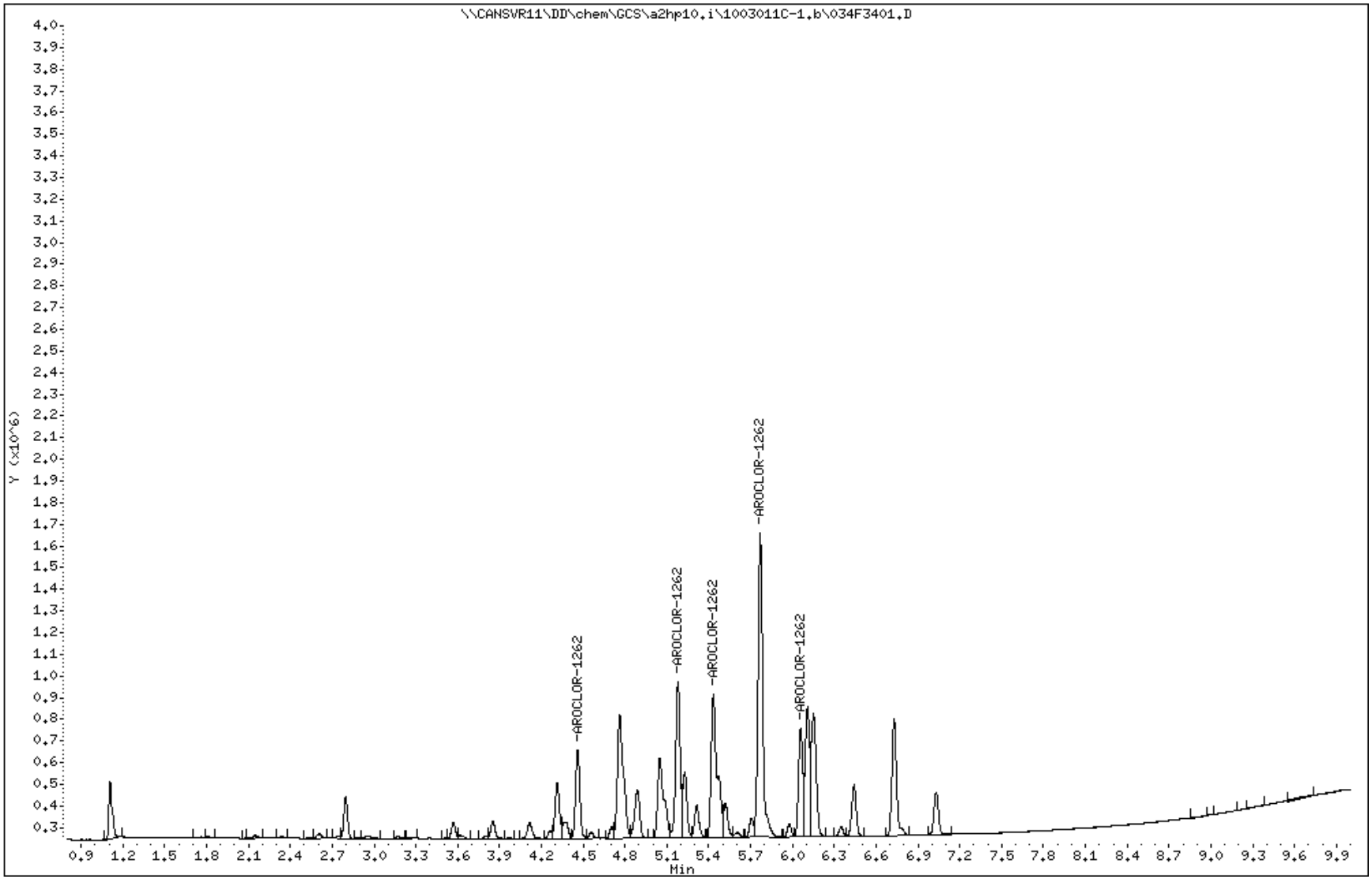

TestAmerica North Canton

PCB 8082/608

Data file : \\CANSVR11\DD\chem\GCS\a2hp10.i\1003011C-1.b\035F3501.D
Lab Smp Id: 1262
Inj Date : 01-MAR-2010 16:14
Operator : Inst ID: a2hp10.i
Smp Info : 1262,,1,4
Misc Info : 13-AR1262.SUB
Comment :
Method : \\CANSVR11\DD\chem\GCS\a2hp10.i\1003011C-1.b\PCB10.m
Meth Date : 02-Mar-2010 06:57 hassl Quant Type: ESTD
Cal Date : 24-FEB-2010 14:51 Cal File: 041F4101.D
Als bottle: 35 Calibration Sample, Level: 4
Dil Factor: 1.00000
Integrator: Falcon Compound Sublist: 13-AR1262.SUB
Target Version: 4.14 Sample Matrix: None
Processing Host: CANPMSV21

				AMOUNTS			
				CAL-AMT	ON-COL		
RT	EXP RT	DLT RT	RESPONSE	(ng)	(ng)	TARGET RANGE	RATIO
9 AROCLOR-1262					CAS #: 37324-23-5		
4.460	4.459	0.001	1041321	0.50000	0.6712	75.00- 125.00	100.00
5.178	5.178	0.000	1838296	0.50000	0.7147	132.40- 220.67	176.53
5.432	5.433	-0.001	1690140	0.50000	0.4921	121.73- 202.88	162.31
5.768	5.768	0.000	3602238	0.50000	0.7370	259.45- 432.41	345.93
6.058	6.058	0.000	1285594	0.50000	0.7609	92.59- 154.32	123.46
		Average of Peak Amounts =			0.67518		

Data File: \\CANSVR11\DD\chem\GCS\a2hp10.i\1003011C-1.b\035F3501.D
Date : 01-MAR-2010 16:14
Client ID:
Sample Info: 1262,,1,4
Column phase: restek pest clpI

Instrument: a2hp10.i
Operator:
Column diameter: 0.53

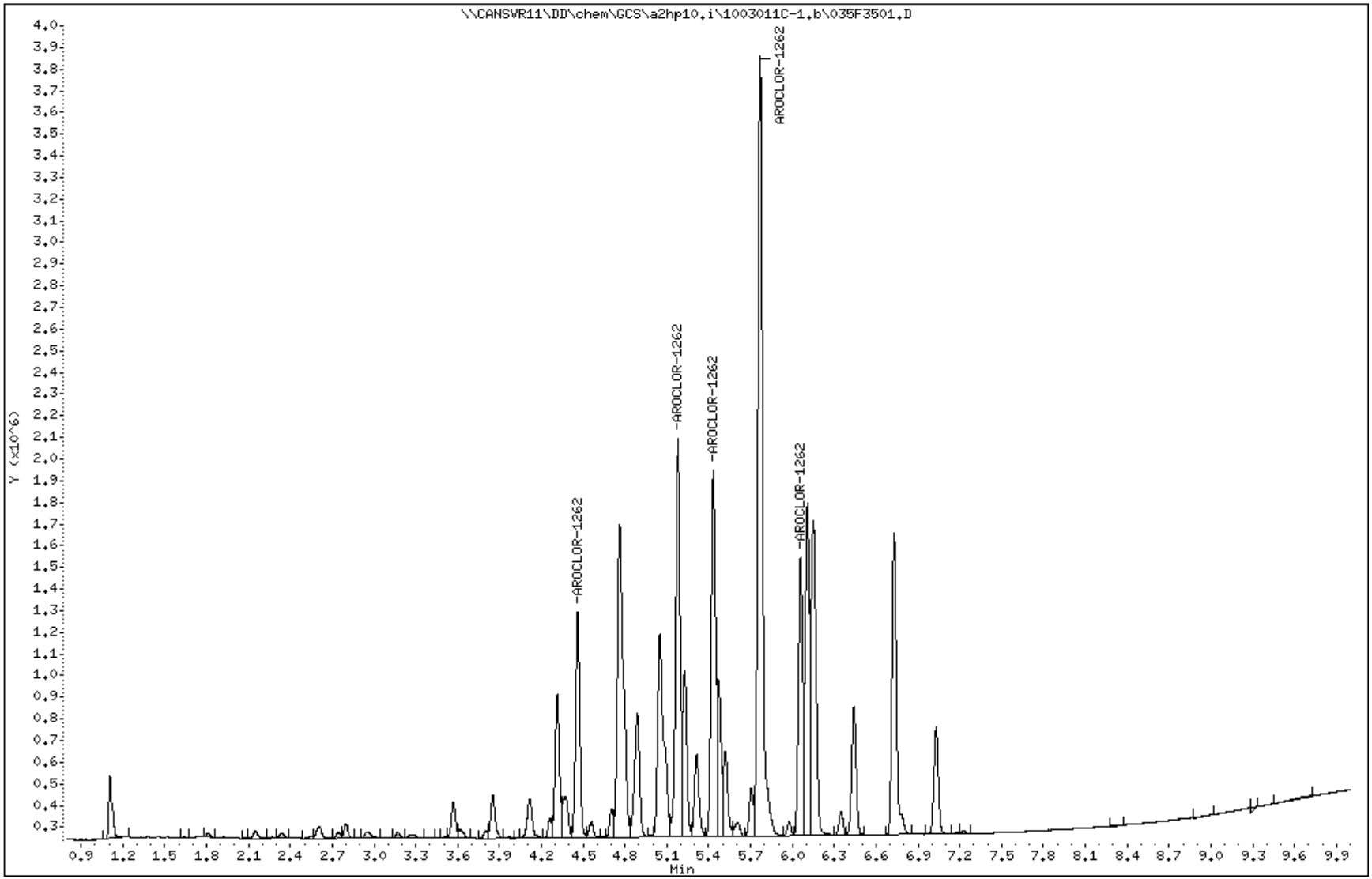

TestAmerica North Canton

PCB 8082/608

Data file : \\CANSVR11\DD\chem\GCS\a2hp10.i\1003011C-1.b\036F3601.D
Lab Smp Id: 1262
Inj Date : 01-MAR-2010 16:29
Operator : Inst ID: a2hp10.i
Smp Info : 1262,,1,5
Misc Info : 13-AR1262.SUB
Comment :
Method : \\CANSVR11\DD\chem\GCS\a2hp10.i\1003011C-1.b\PCB10.m
Meth Date : 02-Mar-2010 06:57 hassl Quant Type: ESTD
Cal Date : 24-FEB-2010 15:07 Cal File: 042F4201.D
Als bottle: 36 Calibration Sample, Level: 5
Dil Factor: 1.00000
Integrator: Falcon Compound Sublist: 13-AR1262.SUB
Target Version: 4.14 Sample Matrix: None
Processing Host: CANPMSV21

				AMOUNTS			
				CAL-AMT	ON-COL		
RT	EXP RT	DLT RT	RESPONSE	(ng)	(ng)	TARGET RANGE	RATIO
9 AROCLOR-1262					CAS #: 37324-23-5		
4.460	4.459	0.001	1910238	1.00000	1.054	75.00- 125.00	100.00
5.179	5.178	0.001	3390354	1.00000	1.095	132.40- 220.67	177.48
5.432	5.433	-0.001	3155408	1.00000	0.9294	121.73- 202.88	165.18
5.768	5.768	0.000	6704636	1.00000	1.129	259.45- 432.41	350.98
6.058	6.058	0.000	2392527	1.00000	1.150	92.59- 154.32	125.25
Average of Peak Amounts =					1.07148		

Data File: \\CANSVR11\DD\chem\GCS\a2hp10.i\1003011C-1.b\036F3601.D
Date : 01-MAR-2010 16:29
Client ID:
Sample Info: 1262,,1,5

Instrument: a2hp10.i
Operator:
Column phase: restek pest clpI
Column diameter: 0.53

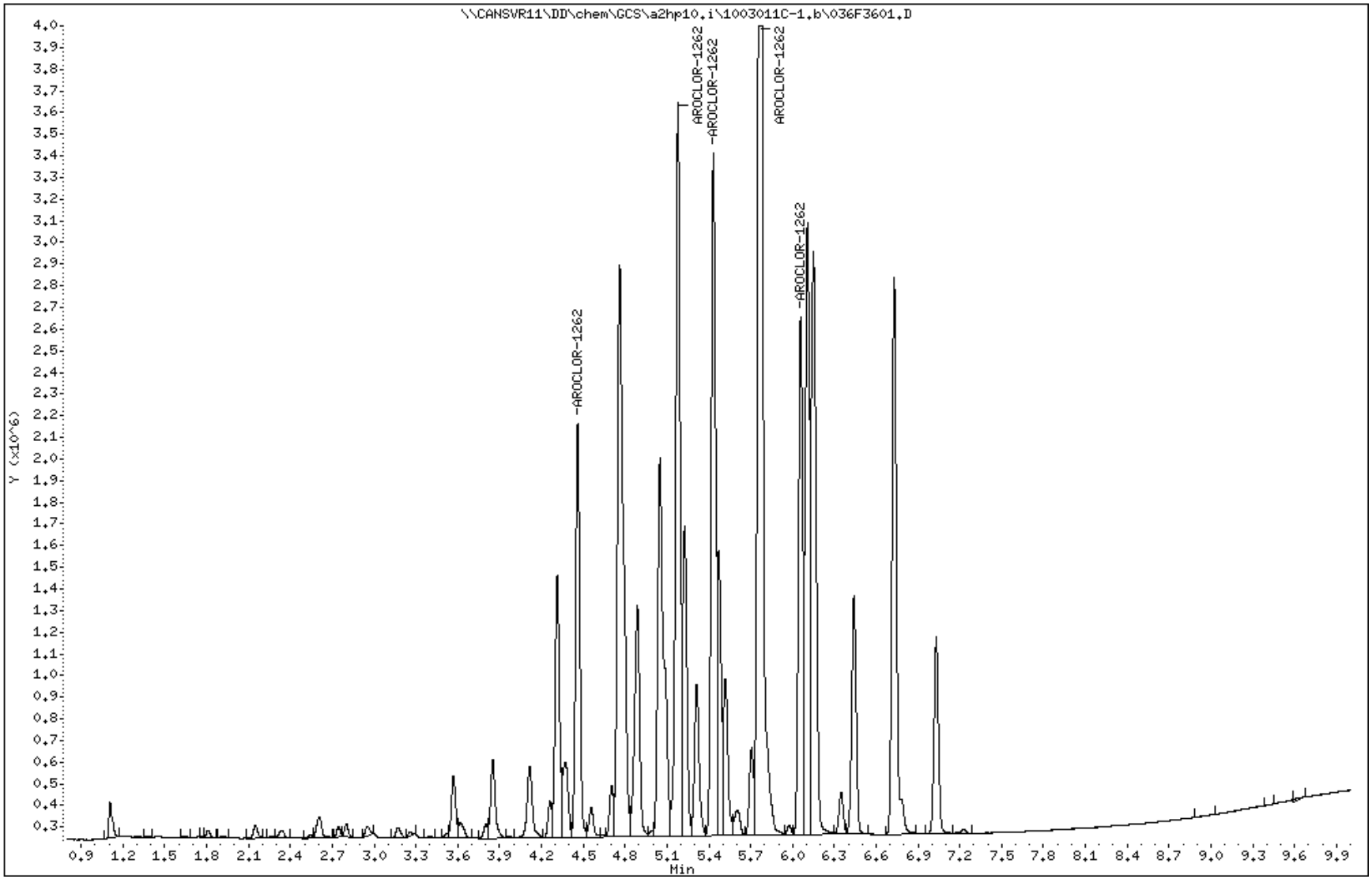

TestAmerica North Canton

PCB 8082/608

Data file : \\CANSVR11\DD\chem\GCS\a2hp10.i\1003011C-1.b\037F3701.D
Lab Smp Id: 1262
Inj Date : 01-MAR-2010 16:44
Operator : Inst ID: a2hp10.i
Smp Info : 1262,,1,6
Misc Info : 13-AR1262.SUB
Comment :
Method : \\CANSVR11\DD\chem\GCS\a2hp10.i\1003011C-1.b\PCB10.m
Meth Date : 02-Mar-2010 06:57 hassl Quant Type: ESTD
Cal Date : 24-FEB-2010 15:22 Cal File: 043F4301.D
Als bottle: 37 Calibration Sample, Level: 6
Dil Factor: 1.00000
Integrator: Falcon Compound Sublist: 13-AR1262.SUB
Target Version: 4.14 Sample Matrix: None
Processing Host: CANPMSV21

				AMOUNTS			
				CAL-AMT	ON-COL		
RT	EXP RT	DLT RT	RESPONSE	(ng)	(ng)	TARGET RANGE	RATIO
9 AROCLOR-1262					CAS #: 37324-23-5		
4.459	4.459	0.000	3953894	2.00000	1.899	75.00- 125.00	100.00
5.178	5.178	0.000	7028338	2.00000	1.928	132.40- 220.67	177.76
5.433	5.433	0.000	6294126	2.00000	1.892	121.73- 202.88	159.19
5.768	5.768	0.000	13868879	2.00000	1.975	259.45- 432.41	350.77
6.058	6.058	0.000	4306217	2.00000	1.773	92.59- 154.32	108.91
		Average of Peak Amounts =			1.89340		

Data File: \\CANSVR11\DD\chem\GCS\a2hp10.i\1003011C-1.b\037F3701.D
Date : 01-MAR-2010 16:44
Client ID:
Sample Info: 1262,,1,6

Instrument: a2hp10.i
Operator:
Column phase: restek pest clpI
Column diameter: 0.53

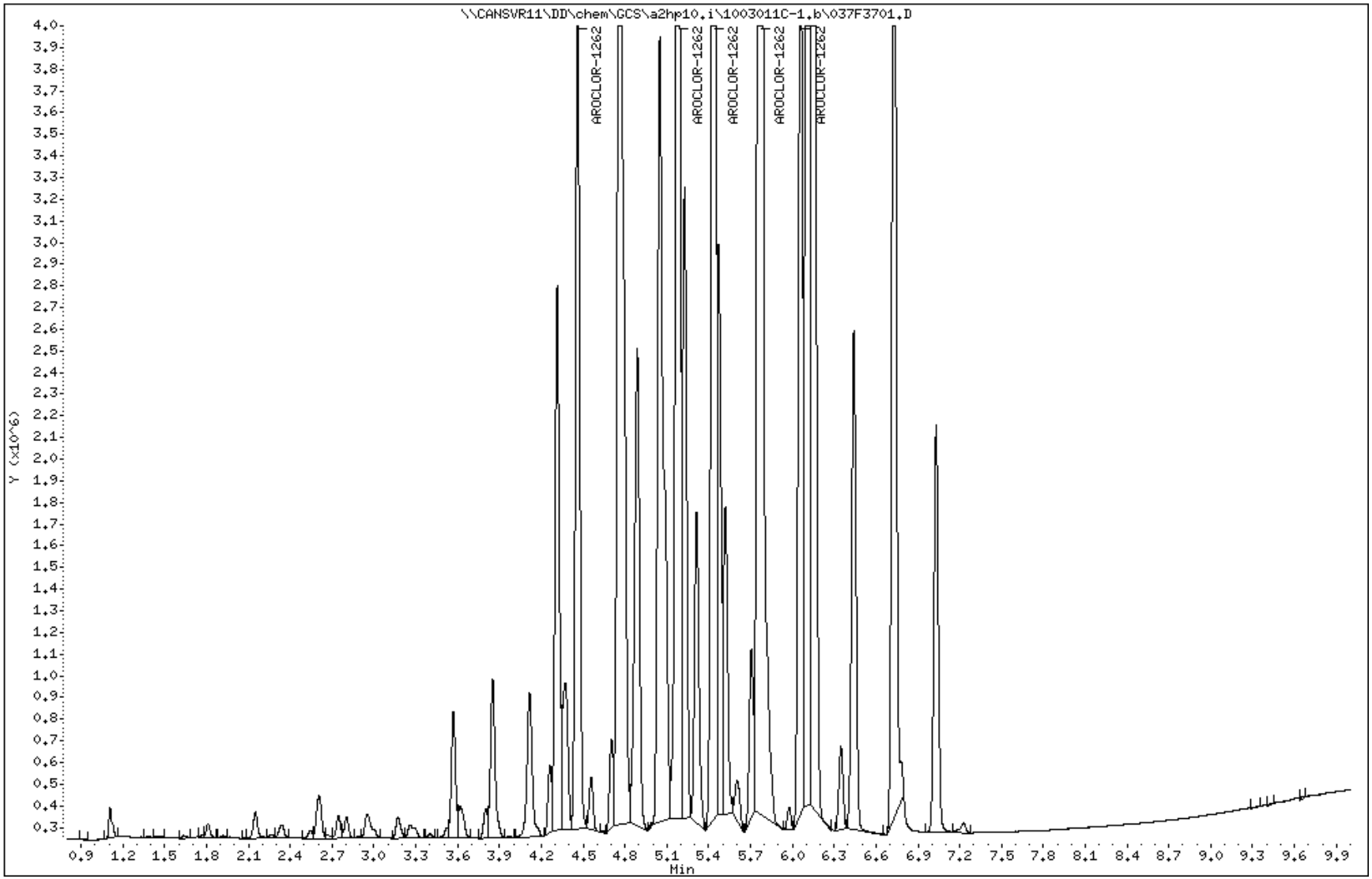

TestAmerica North Canton

PCB 8082/608

Data file : \\CANSVR11\DD\chem\GCS\a2hp10.i\1003011C-1.b\038F3801.D
Lab Smp Id: 1268
Inj Date : 01-MAR-2010 16:59
Operator : Inst ID: a2hp10.i
Smp Info : 1268,,1,1
Misc Info : 14-AR1268.SUB
Comment :
Method : \\CANSVR11\DD\chem\GCS\a2hp10.i\1003011C-1.b\PCB10.m
Meth Date : 02-Mar-2010 06:57 hassl Quant Type: ESTD
Cal Date : 01-MAR-2010 18:00 Cal File: 042F4201.D
Als bottle: 38 Calibration Sample, Level: 1
Dil Factor: 1.00000
Integrator: Falcon Compound Sublist: 14-AR1268.SUB
Target Version: 4.14 Sample Matrix: None
Processing Host: CANPMSV21

				AMOUNTS			
				CAL-AMT	ON-COL		
RT	EXP RT	DLT RT	RESPONSE	(ng)	(ng)	TARGET RANGE	RATIO
10 AROCLOR-1268					CAS #: 11100-14-4		
6.107	6.107	0.000	478199	0.05000	0.05117	75.00- 125.00	100.00
6.145	6.145	0.000	442193	0.05000	0.05061	70.81- 118.01	92.47
6.348	6.348	0.000	388131	0.05000	0.05035	62.55- 104.25	81.17
6.729	6.729	0.000	166386	0.05000	0.05202	25.21- 42.02	34.79
7.030	7.030	0.000	1191656	0.05000	0.05046	188.78- 314.63	249.20
		Average of Peak Amounts =			0.05092		

Data File: \\CANSVR11\DD\chem\GCS\a2hp10.i\1003011C-1.b\038F3801.D
Date : 01-MAR-2010 16:59
Client ID:
Instrument: a2hp10.i
Sample Info: 1268,,1,1
Operator:
Column phase: restek pest clpI
Column diameter: 0.53

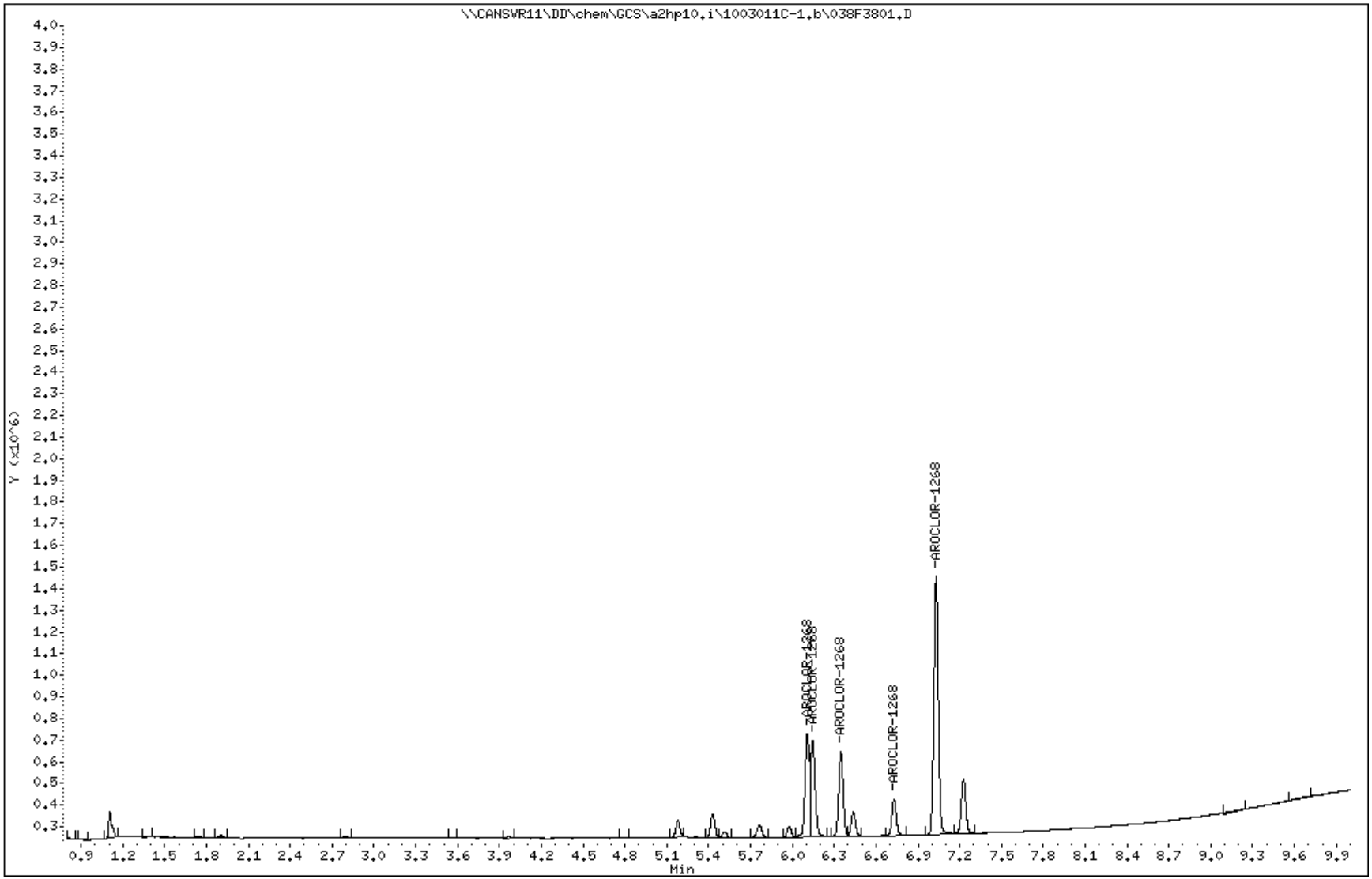

TestAmerica North Canton

PCB 8082/608

Data file : \\CANSVR11\DD\chem\GCS\a2hp10.i\1003011C-1.b\039F3901.D
Lab Smp Id: 1268
Inj Date : 01-MAR-2010 17:14
Operator : Inst ID: a2hp10.i
Smp Info : 1268,,1,2
Misc Info : 14-AR1268.SUB
Comment :
Method : \\CANSVR11\DD\chem\GCS\a2hp10.i\1003011C-1.b\PCB10.m
Meth Date : 02-Mar-2010 06:57 hassl Quant Type: ESTD
Cal Date : 01-MAR-2010 17:14 Cal File: 039F3901.D
Als bottle: 39 Calibration Sample, Level: 2
Dil Factor: 1.00000
Integrator: Falcon Compound Sublist: 14-AR1268.SUB
Target Version: 4.14 Sample Matrix: None
Processing Host: CANPMSV21

				AMOUNTS			
				CAL-AMT	ON-COL		
RT	EXP RT	DLT RT	RESPONSE	(ng)	(ng)	TARGET RANGE	RATIO
10 AROCLOR-1268					CAS #: 11100-14-4		
6.107	6.107	0.000	990052	0.10000	0.1487	75.00- 125.00	100.00
6.146	6.145	0.001	918047	0.10000	0.1479	70.81- 118.01	92.73
6.348	6.348	0.000	808012	0.10000	0.1496	62.55- 104.25	81.61
6.729	6.729	0.000	343845	0.10000	0.1509	25.21- 42.02	34.73
7.030	7.030	0.000	2521343	0.10000	0.1516	188.78- 314.63	254.67
		Average of Peak Amounts =			0.14974		

Data File: \\CANSVR11\DD\chem\GCS\a2hp10.i\1003011C-1.b\039F3901.D
Date : 01-MAR-2010 17:14
Client ID:
Sample Info: 1268,,1,2

Instrument: a2hp10.i
Operator:
Column phase: restek pest clpI
Column diameter: 0.53

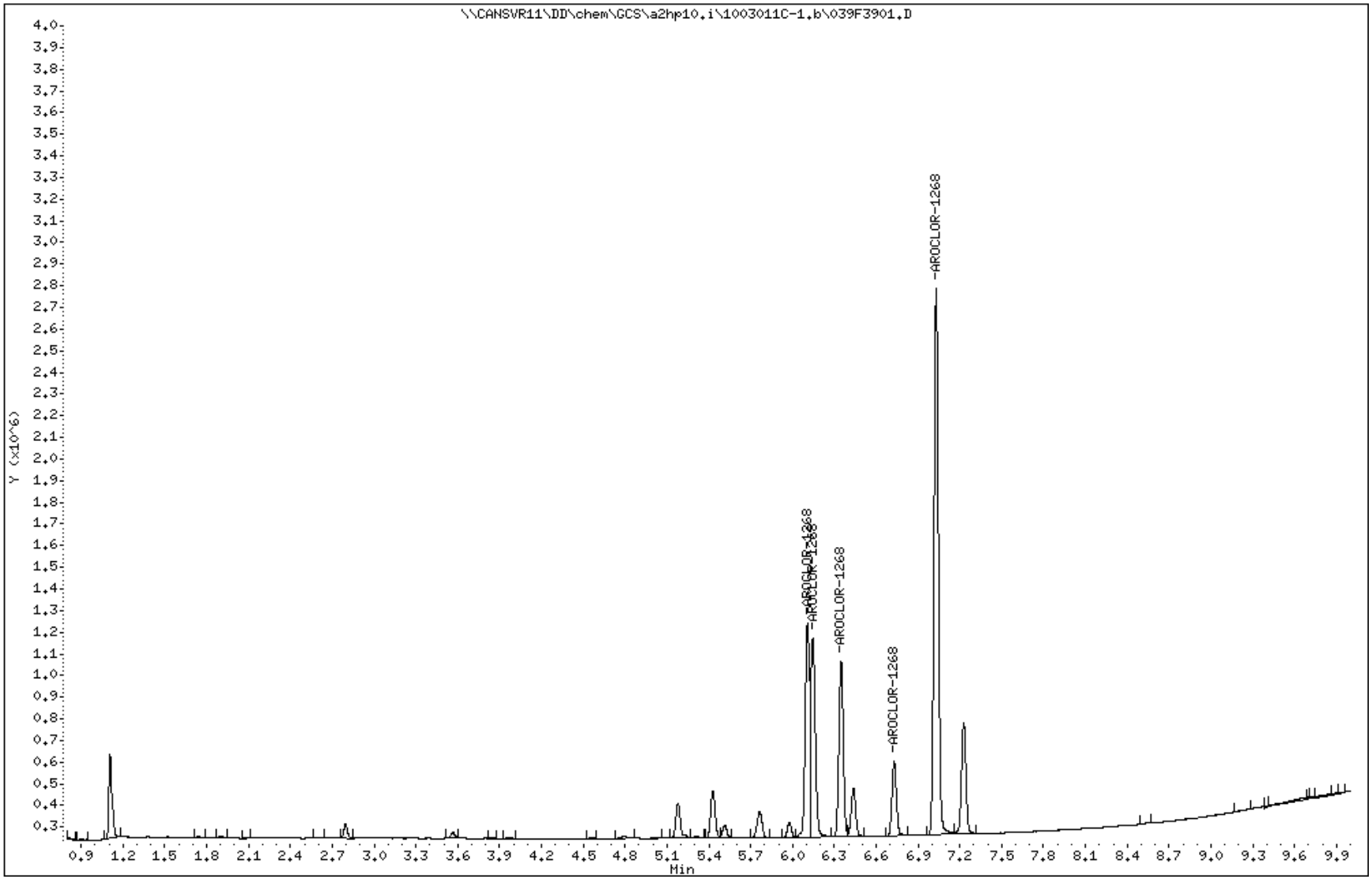

TestAmerica North Canton

PCB 8082/608

Data file : \\CANSVR11\DD\chem\GCS\a2hp10.i\1003011C-1.b\040F4001.D
Lab Smp Id: 1268
Inj Date : 01-MAR-2010 17:30
Operator : Inst ID: a2hp10.i
Smp Info : 1268,,1,3
Misc Info : 14-AR1268.SUB
Comment :
Method : \\CANSVR11\DD\chem\GCS\a2hp10.i\1003011C-1.b\PCB10.m
Meth Date : 02-Mar-2010 06:57 hassl Quant Type: ESTD
Cal Date : 01-MAR-2010 17:30 Cal File: 040F4001.D
Als bottle: 40 Calibration Sample, Level: 3
Dil Factor: 1.00000
Integrator: Falcon Compound Sublist: 14-AR1268.SUB
Target Version: 4.14 Sample Matrix: None
Processing Host: CANPMSV21

				AMOUNTS			
				CAL-AMT	ON-COL		
RT	EXP RT	DLT RT	RESPONSE	(ng)	(ng)	TARGET RANGE	RATIO
10 AROCLOR-1268					CAS #: 11100-14-4		
6.107	6.107	0.000	1869961	0.20000	0.2546	75.00- 125.00	100.00
6.146	6.145	0.001	1740553	0.20000	0.2542	70.81- 118.01	93.08
6.347	6.348	-0.001	1541837	0.20000	0.2574	62.55- 104.25	82.45
6.728	6.729	-0.001	629869	0.20000	0.2511	25.21- 42.02	33.68
7.030	7.030	0.000	4692056	0.20000	0.2548	188.78- 314.63	250.92
		Average of Peak Amounts =			0.25442		

Data File: \\CANSVR11\DD\chem\GCS\a2hp10.i\1003011C-1.b\040F4001.D
Date : 01-MAR-2010 17:30
Client ID:
Instrument: a2hp10.i
Sample Info: 1268,,1,3
Operator:
Column phase: restek pest clpI
Column diameter: 0.53

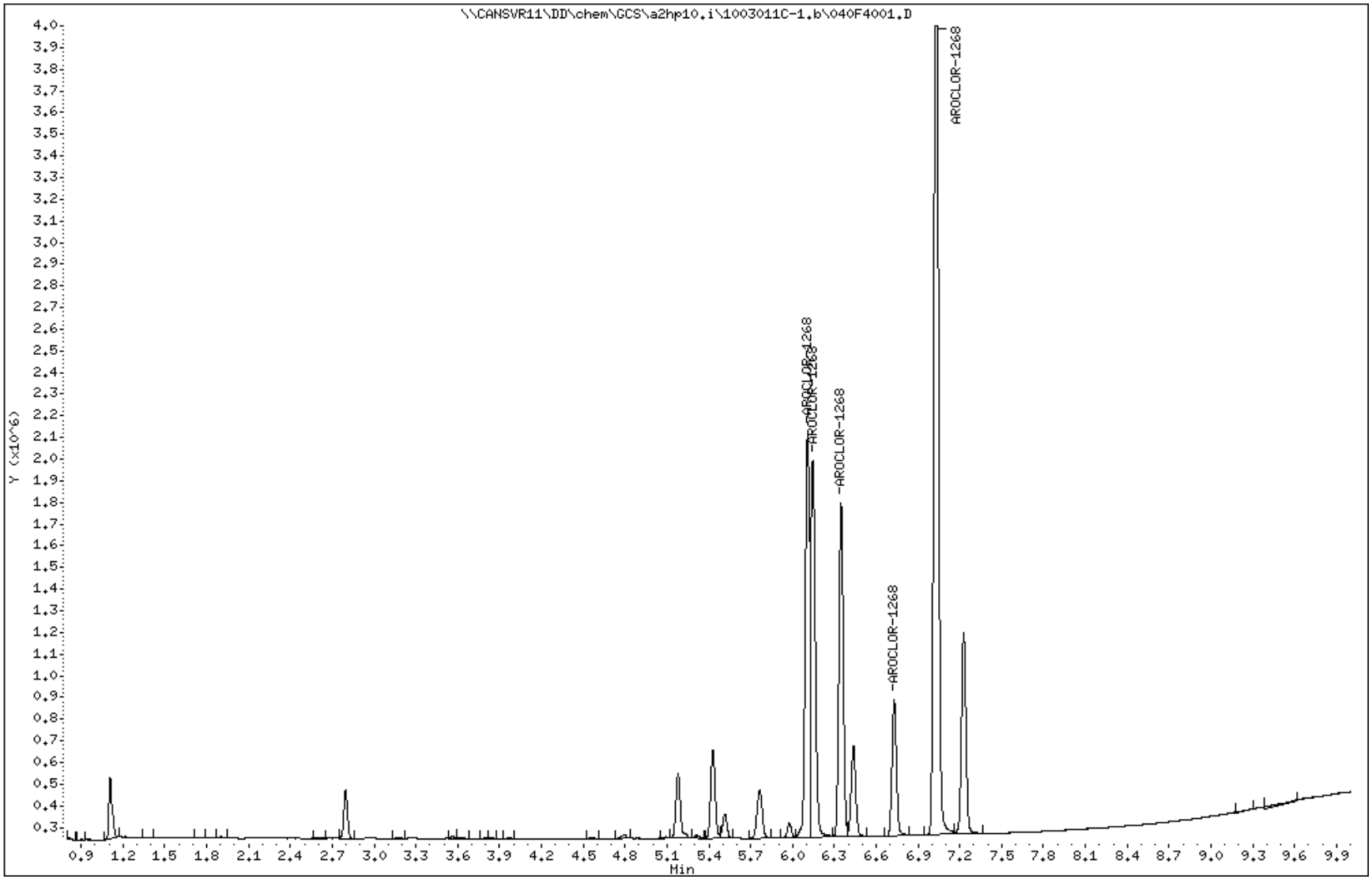

TestAmerica North Canton

PCB 8082/608

Data file : \\CANSVR11\DD\chem\GCS\a2hp10.i\1003011C-1.b\041F4101.D
Lab Smp Id: 1268
Inj Date : 01-MAR-2010 17:45
Operator : Inst ID: a2hp10.i
Smp Info : 1268,,1,4
Misc Info : 14-AR1268.SUB
Comment :
Method : \\CANSVR11\DD\chem\GCS\a2hp10.i\1003011C-1.b\PCB10.m
Meth Date : 02-Mar-2010 06:57 hassl Quant Type: ESTD
Cal Date : 01-MAR-2010 17:45 Cal File: 041F4101.D
Als bottle: 41 Calibration Sample, Level: 4
Dil Factor: 1.00000
Integrator: Falcon Compound Sublist: 14-AR1268.SUB
Target Version: 4.14 Sample Matrix: None
Processing Host: CANPMSV21

				AMOUNTS			
				CAL-AMT	ON-COL		
RT	EXP RT	DLT RT	RESPONSE	(ng)	(ng)	TARGET RANGE	RATIO
10 AROCLOR-1268					CAS #: 11100-14-4		
6.107	6.107	0.000	4620241	0.50000	0.5766	75.00- 125.00	100.00
6.145	6.145	0.000	4361982	0.50000	0.5826	70.81- 118.01	94.41
6.348	6.348	0.000	3853203	0.50000	0.5862	62.55- 104.25	83.40
6.728	6.729	-0.001	1553065	0.50000	0.5672	25.21- 42.02	33.61
7.030	7.030	0.000	11629469	0.50000	0.5765	188.78- 314.63	251.71
		Average of Peak Amounts =			0.57782		

Data File: \\CANSVR11\DD\chem\GCS\a2hp10.i\1003011C-1.b\041F4101.D
Date : 01-MAR-2010 17:45
Client ID:
Instrument: a2hp10.i
Sample Info: 1268,,1,4
Operator:
Column phase: restek pest clpI
Column diameter: 0.53

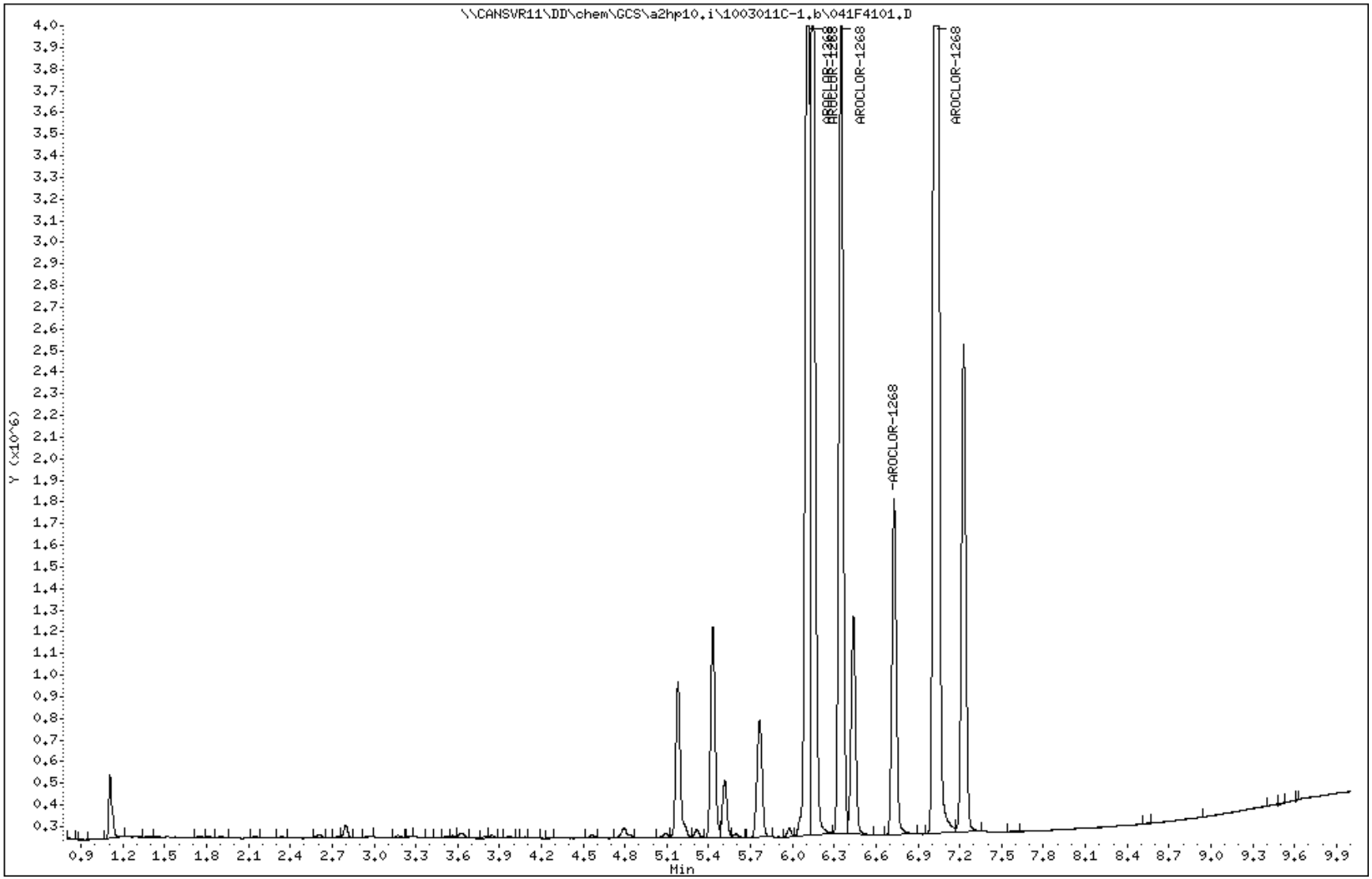

TestAmerica North Canton

PCB 8082/608

Data file : \\CANSVR11\DD\chem\GCS\a2hp10.i\1003011C-1.b\042F4201.D
Lab Smp Id: 1268
Inj Date : 01-MAR-2010 18:00
Operator : Inst ID: a2hp10.i
Smp Info : 1268,,1,5
Misc Info : 14-AR1268.SUB
Comment :
Method : \\CANSVR11\DD\chem\GCS\a2hp10.i\1003011C-1.b\PCB10.m
Meth Date : 02-Mar-2010 06:57 hassl Quant Type: ESTD
Cal Date : 01-MAR-2010 18:00 Cal File: 042F4201.D
Als bottle: 42 Calibration Sample, Level: 5
Dil Factor: 1.00000
Integrator: Falcon Compound Sublist: 14-AR1268.SUB
Target Version: 4.14 Sample Matrix: None
Processing Host: CANPMSV21

				AMOUNTS CAL-AMT (ng)	AMOUNTS ON-COL (ng)	TARGET RANGE	RATIO
10 AROCLOR-1268					CAS #: 11100-14-4		
6.107	6.107	0.000	9474561	1.00000	1.083	75.00- 125.00	100.00
6.145	6.145	0.000	8885393	1.00000	1.088	70.81- 118.01	93.78
6.348	6.348	0.000	7837954	1.00000	1.090	62.55- 104.25	82.73
6.728	6.729	-0.001	3230786	1.00000	1.081	25.21- 42.02	34.10
7.029	7.030	-0.001	23935487	1.00000	1.086	188.78- 314.63	252.63
		Average of Peak Amounts =			1.08560		

Data File: \\CANSVR11\DD\chem\GCS\a2hp10.i\1003011C-1.b\042F4201.D
Date : 01-MAR-2010 18:00
Client ID:
Sample Info: 1268,,1,5
Column phase: restek pest clpI

Instrument: a2hp10.i
Operator:
Column diameter: 0.53

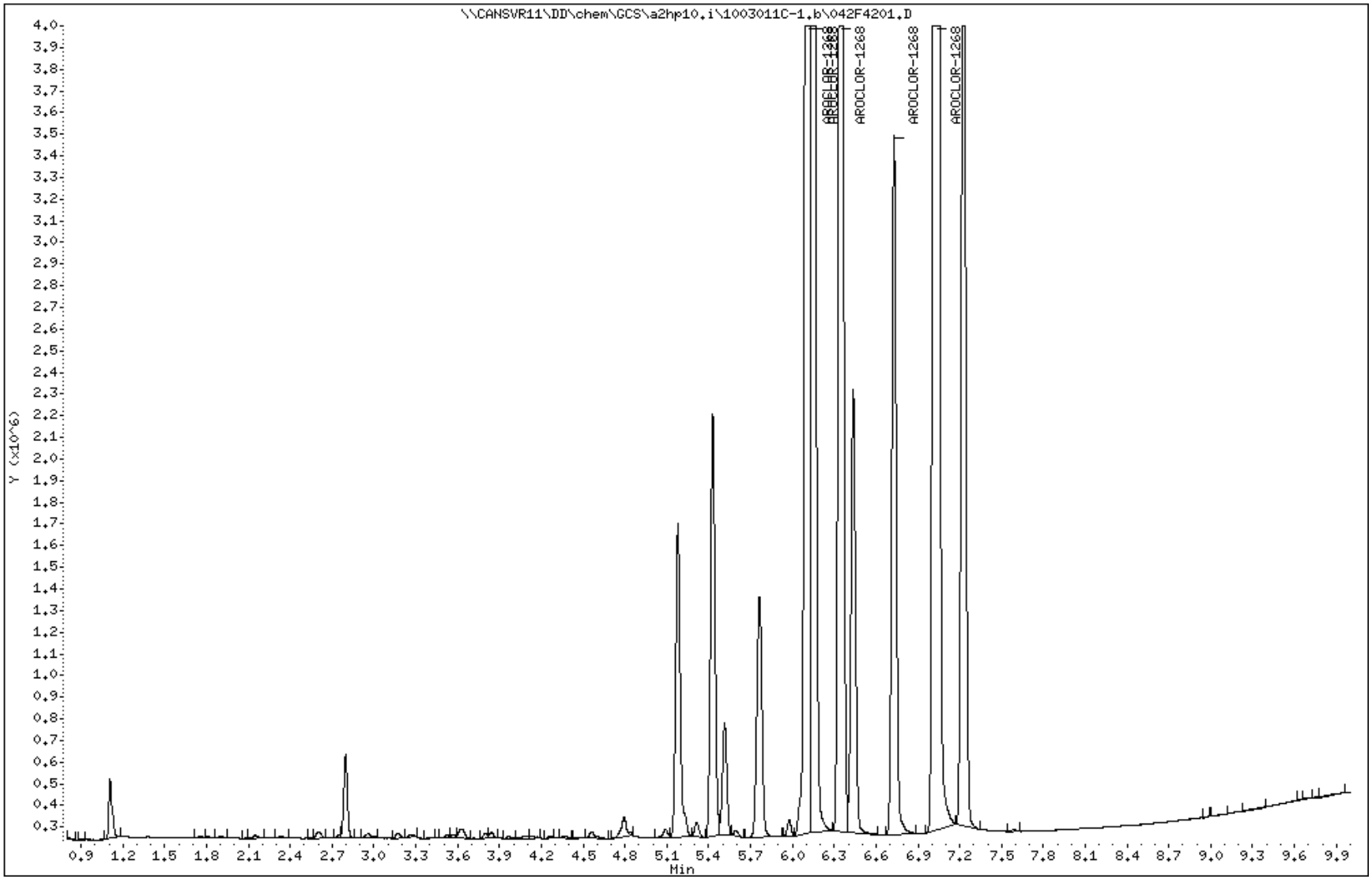

TestAmerica North Canton

PCB 8082/608

Data file : \\CANSVR11\DD\chem\GCS\a2hp10.i\1003011C-1.b\043F4301.D
Lab Smp Id: 1268
Inj Date : 01-MAR-2010 18:15
Operator : Inst ID: a2hp10.i
Smp Info : 1268,,1,6
Misc Info : 14-AR1268.SUB
Comment :
Method : \\CANSVR11\DD\chem\GCS\a2hp10.i\1003011C-1.b\PCB10.m
Meth Date : 02-Mar-2010 06:57 hassl Quant Type: ESTD
Cal Date : 01-MAR-2010 18:15 Cal File: 043F4301.D
Als bottle: 43 Calibration Sample, Level: 6
Dil Factor: 1.00000
Integrator: Falcon Compound Sublist: 14-AR1268.SUB
Target Version: 4.14 Sample Matrix: None
Processing Host: CANPMSV21

				AMOUNTS CAL-AMT (ng)	AMOUNTS ON-COL (ng)	TARGET RANGE	RATIO
10 AROCLOR-1268					CAS #: 11100-14-4		
6.107	6.107	0.000	17085817	2.00000	1.828	75.00- 125.00	100.00
6.145	6.145	0.000	16179652	2.00000	1.852	70.81- 118.01	94.70
6.348	6.348	0.000	14314968	2.00000	1.857	62.55- 104.25	83.78
6.729	6.729	0.000	5877865	2.00000	1.838	25.21- 42.02	34.40
7.030	7.030	0.000	44000001	2.00000	1.863	188.78- 314.63	257.52
		Average of Peak Amounts =			1.84760		

Data File: \\CANSVR11\DD\chem\GCS\a2hp10.i\1003011C-1.b\043F4301.D
Date : 01-MAR-2010 18:15
Client ID:
Sample Info: 1268,,1,6

Instrument: a2hp10.i
Operator:
Column phase: restek pest clpI
Column diameter: 0.53

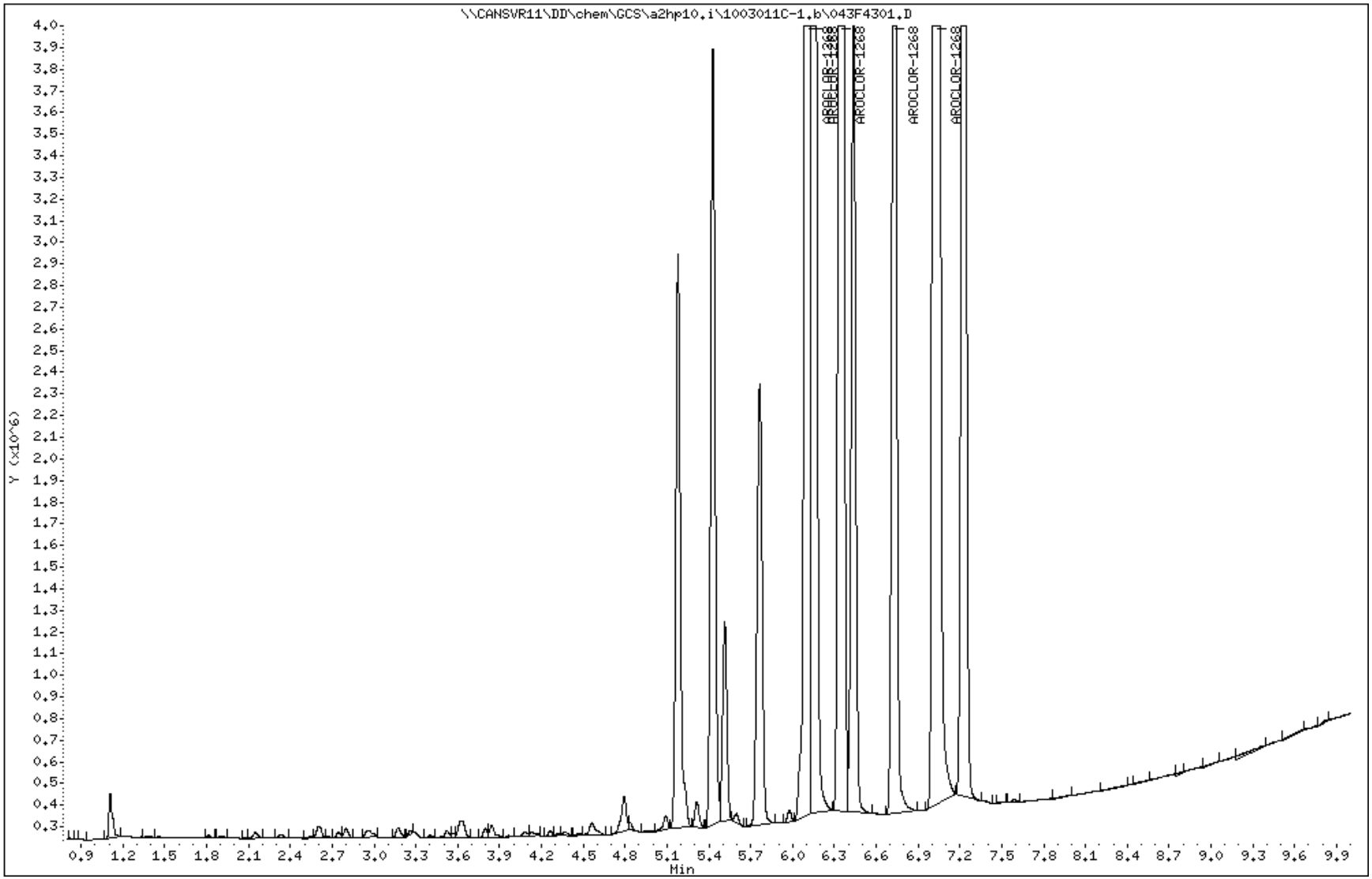

Data File: \\CANSVR11\DD\chem\GCS\a2hp10.i\1003011C-1.b\045F0101.D
Report Date: 02-Mar-2010 07:49

TestAmerica North Canton

CONTINUING CALIBRATION COMPOUNDS

Instrument ID: a2hp10.i Injection Date: 02-MAR-2010 07:27
Lab File ID: 045F0101.D Init. Cal. Date(s): 24-FEB-2010 01-MAR-2010
Analysis Type: Init. Cal. Times: 04:58 18:15
Lab Sample ID: ICV Quant Type: ESTD
Method: \\CANSVR11\DD\chem\GCS\a2hp10.i\1003011C-1.b\PCB10.m

COMPOUND	RRF / AMOUNT	RF1	MIN RRF	%D / %DRIFT	MAX %D / %DRIFT	CURVE TYPE
3 AROCLOR-1016(1)	1315024	1191366	0.010	9.40347	15.00000	Averaged
(2)	2116985	1896915	0.010	10.39544	15.00000	Averaged
(3)	3783564	3443618	0.010	8.98480	15.00000	Averaged
(4)	1891808	1708498	0.010	9.68968	15.00000	Averaged
(5)	1595715	1427989	0.010	10.51102	15.00000	Averaged
8 AROCLOR-1260(1)	5622771	5044036	0.010	10.29270	15.00000	Averaged
(2)	10444686	9413382	0.010	9.87396	15.00000	Averaged
(3)	9721213	8782730	0.010	9.65397	15.00000	Averaged
(4)	14310186	13673550	0.010	4.44883	15.00000	Averaged
(5)	6676752	6433188	0.010	3.64795	15.00000	Averaged

Data File: \\CANSVR11\DD\chem\GCS\a2hp10.i\1003011C-1.b\045F0101.D
Report Date: 02-Mar-2010 07:49

TestAmerica North Canton

PCB 8082/608

Data file : \\CANSVR11\DD\chem\GCS\a2hp10.i\1003011C-1.b\045F0101.D
Lab Smp Id: ICV
Inj Date : 02-MAR-2010 07:27
Operator : Inst ID: a2hp10.i
Smp Info : ICV,,2
Misc Info :
Comment :
Method : \\CANSVR11\DD\chem\GCS\a2hp10.i\1003011C-1.b\PCB10.m
Meth Date : 02-Mar-2010 07:49 hassl Quant Type: ESTD
Cal Date : 01-MAR-2010 18:00 Cal File: 042F4201.D
Als bottle: 45 Continuing Calibration Sample
Dil Factor: 1.00000
Integrator: Falcon Compound Sublist: 6-AR1660.sub
Target Version: 4.14 Sample Matrix: None
Processing Host: CANPMSV21

				AMOUNTS			
				CAL-AMT	ON-COL		
RT	EXP RT	DLT RT	RESPONSE	(ng)	(ng)	TARGET RANGE	RATIO
3 AROCLOR-1016					CAS #: 12674-11-2		
1.817	1.817	0.000	1191366	1.00000	0.9060	80.00- 120.00	100.00(M)
2.159	2.159	0.000	1896915	1.00000	0.8960	119.42- 199.03	159.22
2.619	2.619	0.000	3443618	1.00000	0.9102	216.79- 361.31	289.05
2.756	2.756	0.000	1708498	1.00000	0.9031	107.55- 179.26	143.41
3.184	3.184	0.000	1427989	1.00000	0.8949	89.90- 149.83	119.86
		Average of Peak Amounts =			0.90204		
8 AROCLOR-1260					CAS #: 11096-82-5		
4.473	4.473	0.000	5044036	1.00000	0.8971	80.00- 120.00	100.00
4.773	4.773	0.000	9413382	1.00000	0.9013	139.97- 233.28	186.62
5.061	5.061	0.000	8782730	1.00000	0.9035	130.59- 217.65	174.12
5.782	5.782	0.000	13673550	1.00000	0.9555	203.31- 338.85	271.08
6.071	6.071	0.000	6433188	1.00000	0.9635	95.66- 159.43	127.54
		Average of Peak Amounts =			0.92418		

QC Flag Legend

M - Compound response manually integrated.

Data File: \\CANSVR11\DD\chem\GCS\a2hp10.i\1003011C-1.b\045F0101.D
Date : 02-MAR-2010 07:27
Client ID:
Sample Info: ICV,,2

Instrument: a2hp10.i
Operator:
Column phase: restek pest clpI
Column diameter: 0.53

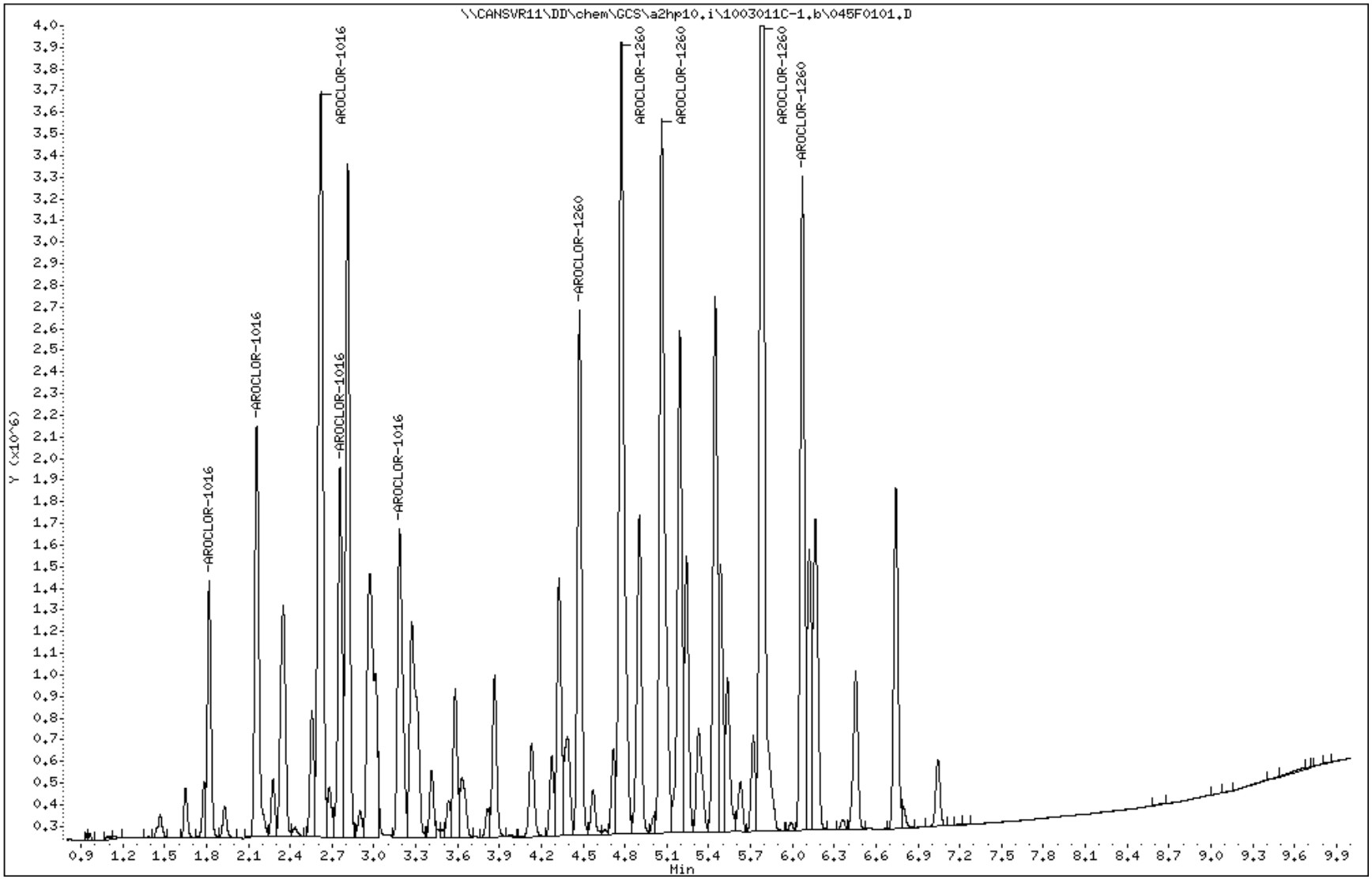

Data File Name: 045F0101.D
Inj. Date and Time: 02-MAR-2010 07:27
Instrument ID: a2hp10.i
Client ID:
Compound Name: AROCLOR-1016
CAS #: 12674-11-2
Report Date: 03/02/2010

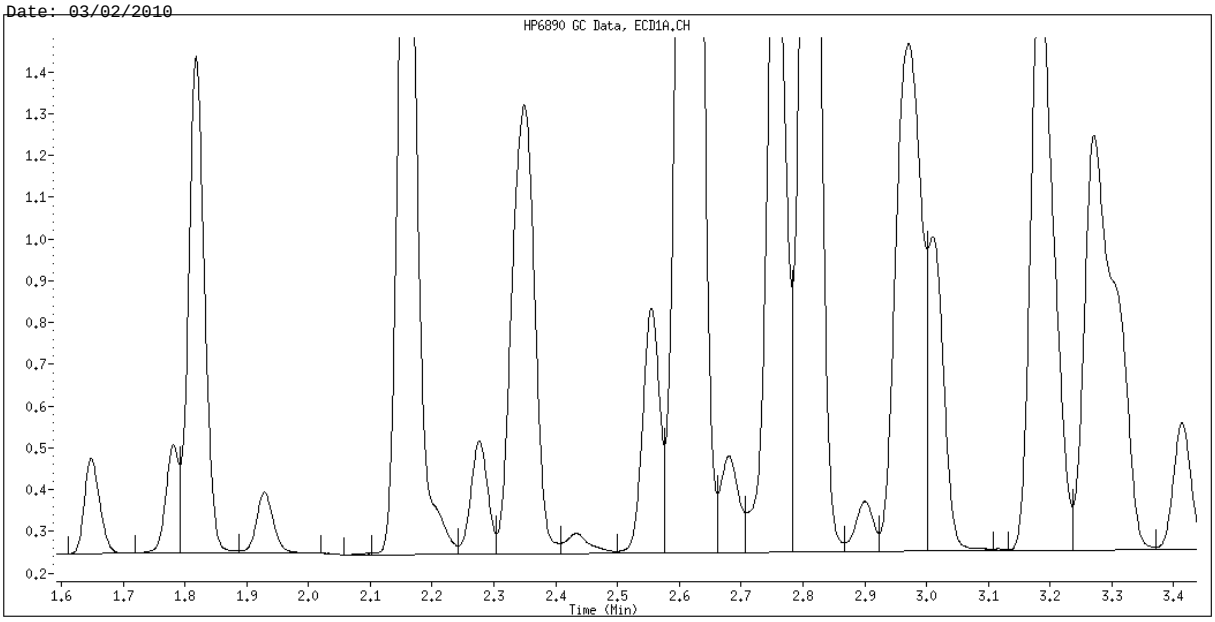

Original Integration

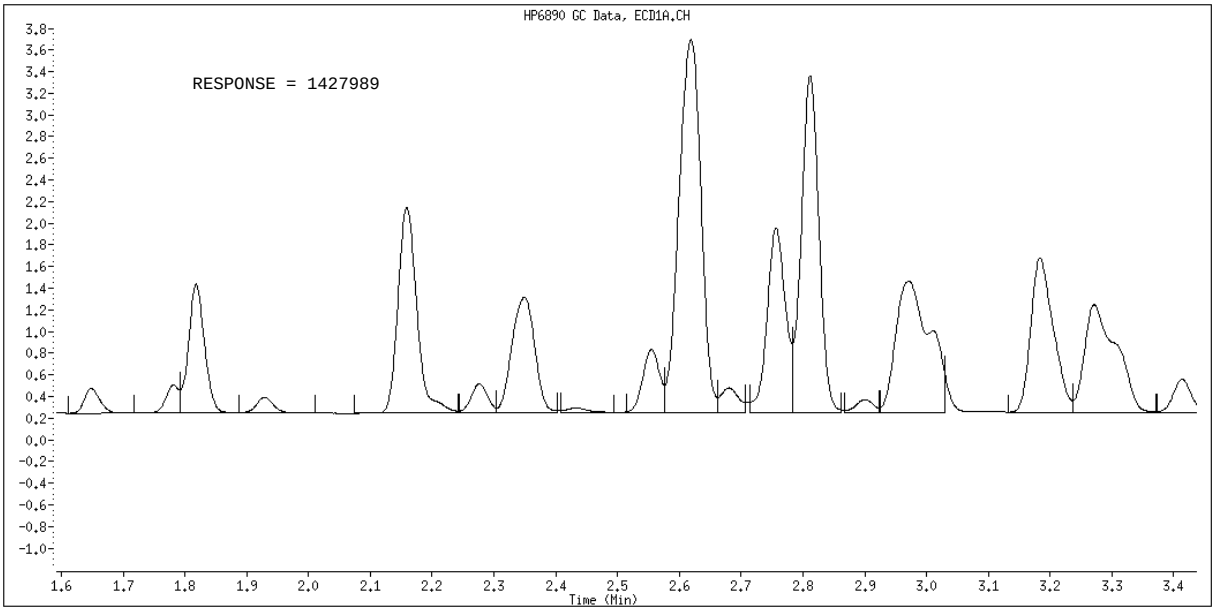

Manual Integration

Manually Integrated By: hassl
Manual Integration Reason: Baseline Event

Report Date: 02-Mar-2010 07:41

Calibration History

Method : \\CANSVR11\DD\chem\GCS\a2hp10.i\1003011C-1.b\PCB10.m\PCB10R.m
Start Cal Date: 19-JAN-2010 14:58
End Cal Date : 01-MAR-2010 18:15
Last Cal Level: 3
Last Cal Type : Continuing Calibration

Initial Calibration

Injection Date	Sublist	Calibration File
Cal Level: 1 , Cal Amount: 0.05000		
01-MAR-2010 16:59	14-AR1268	\\CANSVR11\DD\chem\GCS\a2hp10.i\1003011C-1.b\1003011C-1.b\038F3801.D
01-MAR-2010 15:28	13-AR1262	\\CANSVR11\DD\chem\GCS\a2hp10.i\1003011C-1.b\1003011C-1.b\032F3201.D
01-MAR-2010 13:57	12-AR1660TD	\\CANSVR11\DD\chem\GCS\a2hp10.i\1003011C-1.b\1003011C-1.b\026F2601.D
01-MAR-2010 12:26	9-AR2154	\\CANSVR11\DD\chem\GCS\a2hp10.i\1003011C-1.b\1003011C-1.b\020F2001.D
01-MAR-2010 10:54	3-AR1248	\\CANSVR11\DD\chem\GCS\a2hp10.i\1003011C-1.b\1003011C-1.b\014F1401.D
01-MAR-2010 09:23	2-AR1242	\\CANSVR11\DD\chem\GCS\a2hp10.i\1003011C-1.b\1003011C-1.b\008F0801.D
01-MAR-2010 07:51	1-AR1232	\\CANSVR11\DD\chem\GCS\a2hp10.i\1003011C-1.b\1003011C-1.b\002F0201.D
Cal Level: 2 , Cal Amount: 0.10000		
01-MAR-2010 17:14	14-AR1268	\\CANSVR11\DD\chem\GCS\a2hp10.i\1003011C-1.b\1003011C-1.b\039F3901.D
01-MAR-2010 15:43	13-AR1262	\\CANSVR11\DD\chem\GCS\a2hp10.i\1003011C-1.b\1003011C-1.b\033F3301.D
01-MAR-2010 14:12	12-AR1660TD	\\CANSVR11\DD\chem\GCS\a2hp10.i\1003011C-1.b\1003011C-1.b\027F2701.D
01-MAR-2010 12:41	9-AR2154	\\CANSVR11\DD\chem\GCS\a2hp10.i\1003011C-1.b\1003011C-1.b\021F2101.D
01-MAR-2010 11:09	3-AR1248	\\CANSVR11\DD\chem\GCS\a2hp10.i\1003011C-1.b\1003011C-1.b\015F1501.D
01-MAR-2010 09:38	2-AR1242	\\CANSVR11\DD\chem\GCS\a2hp10.i\1003011C-1.b\1003011C-1.b\009F0901.D
01-MAR-2010 08:07	1-AR1232	\\CANSVR11\DD\chem\GCS\a2hp10.i\1003011C-1.b\1003011C-1.b\003F0301.D
Cal Level: 3 , Cal Amount: 0.20000		
01-MAR-2010 17:30	14-AR1268	\\CANSVR11\DD\chem\GCS\a2hp10.i\1003011C-1.b\1003011C-1.b\040F4001.D
01-MAR-2010 15:59	13-AR1262	\\CANSVR11\DD\chem\GCS\a2hp10.i\1003011C-1.b\1003011C-1.b\034F3401.D
01-MAR-2010 14:27	12-AR1660TD	\\CANSVR11\DD\chem\GCS\a2hp10.i\1003011C-1.b\1003011C-1.b\028F2801.D
01-MAR-2010 12:56	9-AR2154	\\CANSVR11\DD\chem\GCS\a2hp10.i\1003011C-1.b\1003011C-1.b\022F2201.D
01-MAR-2010 11:25	3-AR1248	\\CANSVR11\DD\chem\GCS\a2hp10.i\1003011C-1.b\1003011C-1.b\016F1601.D

01-MAR-2010 09:53	2-AR1242	
\\CANSVR11\DD\chem\GCS\a2hp10.i\1003011C-1.b\1003011C-1.b\010F1001.D		
01-MAR-2010 08:22	1-AR1232	
\\CANSVR11\DD\chem\GCS\a2hp10.i\1003011C-1.b\1003011C-1.b\004F0401.D		

Cal Level: 4 , Cal Amount: 0.50000		
01-MAR-2010 17:45	14-AR1268	
\\CANSVR11\DD\chem\GCS\a2hp10.i\1003011C-1.b\1003011C-1.b\041F4101.D		
01-MAR-2010 16:14	13-AR1262	
\\CANSVR11\DD\chem\GCS\a2hp10.i\1003011C-1.b\1003011C-1.b\035F3501.D		
01-MAR-2010 14:43	12-AR1660TD	
\\CANSVR11\DD\chem\GCS\a2hp10.i\1003011C-1.b\1003011C-1.b\029F2901.D		
01-MAR-2010 13:11	9-AR2154	
\\CANSVR11\DD\chem\GCS\a2hp10.i\1003011C-1.b\1003011C-1.b\023F2301.D		
01-MAR-2010 11:40	3-AR1248	
\\CANSVR11\DD\chem\GCS\a2hp10.i\1003011C-1.b\1003011C-1.b\017F1701.D		
01-MAR-2010 10:09	2-AR1242	
\\CANSVR11\DD\chem\GCS\a2hp10.i\1003011C-1.b\1003011C-1.b\011F1101.D		
01-MAR-2010 08:37	1-AR1232	
\\CANSVR11\DD\chem\GCS\a2hp10.i\1003011C-1.b\1003011C-1.b\005F0501.D		

Cal Level: 5 , Cal Amount: 1.00000		
01-MAR-2010 18:00	14-AR1268	
\\CANSVR11\DD\chem\GCS\a2hp10.i\1003011C-1.b\1003011C-1.b\042F4201.D		
01-MAR-2010 16:29	13-AR1262	
\\CANSVR11\DD\chem\GCS\a2hp10.i\1003011C-1.b\1003011C-1.b\036F3601.D		
01-MAR-2010 14:58	12-AR1660TD	
\\CANSVR11\DD\chem\GCS\a2hp10.i\1003011C-1.b\1003011C-1.b\030F3001.D		
01-MAR-2010 13:27	9-AR2154	
\\CANSVR11\DD\chem\GCS\a2hp10.i\1003011C-1.b\1003011C-1.b\024F2401.D		
01-MAR-2010 11:55	3-AR1248	
\\CANSVR11\DD\chem\GCS\a2hp10.i\1003011C-1.b\1003011C-1.b\018F1801.D		
01-MAR-2010 10:24	2-AR1242	
\\CANSVR11\DD\chem\GCS\a2hp10.i\1003011C-1.b\1003011C-1.b\012F1201.D		
01-MAR-2010 08:52	1-AR1232	
\\CANSVR11\DD\chem\GCS\a2hp10.i\1003011C-1.b\1003011C-1.b\006F0601.D		

Cal Level: 6 , Cal Amount: 2.00000		
01-MAR-2010 18:15	14-AR1268	
\\CANSVR11\DD\chem\GCS\a2hp10.i\1003011C-1.b\1003011C-1.b\043F4301.D		
01-MAR-2010 16:44	13-AR1262	
\\CANSVR11\DD\chem\GCS\a2hp10.i\1003011C-1.b\1003011C-1.b\037F3701.D		
01-MAR-2010 15:13	12-AR1660TD	
\\CANSVR11\DD\chem\GCS\a2hp10.i\1003011C-1.b\1003011C-1.b\031F3101.D		
01-MAR-2010 13:42	9-AR2154	
\\CANSVR11\DD\chem\GCS\a2hp10.i\1003011C-1.b\1003011C-1.b\025F2501.D		
01-MAR-2010 12:10	3-AR1248	
\\CANSVR11\DD\chem\GCS\a2hp10.i\1003011C-1.b\1003011C-1.b\019F1901.D		
01-MAR-2010 10:39	2-AR1242	
\\CANSVR11\DD\chem\GCS\a2hp10.i\1003011C-1.b\1003011C-1.b\013F1301.D		
01-MAR-2010 09:08	1-AR1232	
\\CANSVR11\DD\chem\GCS\a2hp10.i\1003011C-1.b\1003011C-1.b\007F0701.D		

Continuing Calibration
Ccal Level Mode: GLOBAL LEVEL 4

Report Date : 02-Mar-2010 07:41

TestAmerica North Canton

INITIAL CALIBRATION DATA

Start Cal Date : 19-JAN-2010 14:58
End Cal Date : 01-MAR-2010 18:15
Quant Method : ESTD
Origin : Disabled
Target Version : 4.14
Integrator : Falcon
Method file : \\CANSVR11\DD\chem\GCS\a2hp10.i\1003011C-1.b\PCB10.m\PCB10
Last Edit : 02-Mar-2010 07:40 hassl
Curve Type : Average

Calibration File Names:
Level 1: \\CANSVR11\DD\chem\GCS\a2hp10.i\1003011C-1.b\1003011C-1.b\038F3801.
Level 2: \\CANSVR11\DD\chem\GCS\a2hp10.i\1003011C-1.b\1003011C-1.b\039F3901.
Level 3: \\CANSVR11\DD\chem\GCS\a2hp10.i\1003011C-1.b\1003011C-1.b\040F4001.
Level 4: \\CANSVR11\DD\chem\GCS\a2hp10.i\1003011C-1.b\1003011C-1.b\041F4101.
Level 5: \\CANSVR11\DD\chem\GCS\a2hp10.i\1003011C-1.b\1003011C-1.b\042F4201.
Level 6: \\CANSVR11\DD\chem\GCS\a2hp10.i\1003011C-1.b\1003011C-1.b\043F4301.

Compound	0.05000 Level 1	0.10000 Level 2	0.20000 Level 3	0.50000 Level 4	1.000 Level 5	2.000 Level 6	___ RRF	% RSD	
2 AROCLOR-1221 (1)	5499420	5116070	4764020	4213702	3986132	3542924	4520378	16.279	
(2)	3787260	3428910	3111515	2755146	2614005	2276905	2995624	18.574	
(3)	11596420	11368550	10358130	9167860	8819888	7829741	9856765	15.199	
3 AROCLOR-1016 (1)	8653600	8505480	7941950	7259642	6534122	6110587	7500897	13.929	
(2)	18179060	15053730	16255295	15218624	13172925	12436907	15052757	13.815	
(3)	33731800	31634750	30988075	29310794	26921242	26499924	29847764	9.433	
(4)	15414800	14287780	13879000	13227908	11607069	11068899	13247576	12.457	
(5)	11926600	11384600	11110750	10714138	9390237	8918169	10574082	11.140	
4 AROCLOR-1232 (1)	3998460	3868340	3746580	3572380	3409348	2956241	3591891	10.442	
(2)	2902660	2772280	2667855	2399350	2385440	2025933	2525586	12.627	
(3)	5265980	5414460	4799895	4652798	4524751	4156624	4802418	9.793	
(4)	2489800	2716210	2386190	2163942	2130948	1865980	2292178	13.114	
(5)	1778480	1914340	1738375	1569434	1560933	1392132	1658949	11.265	
5 AROCLOR-1242 (1)	5698680	6135940	6149395	6003428	5112933	4688925	5631550	10.722	
(2)	14373200	13902250	14424585	12958000	10757467	9544457	12659993	16.191	
(3)	26212520	25283720	25902770	24297360	21493427	19798985	23831464	10.944	
(4)	11494200	11590310	11944750	10958798	9480580	8421474	10648352	13.082	
(5)	8829720	9008520	9564865	8726786	7709158	6799305	8439726	11.906	
6 AROCLOR-1248 (1)	3147080	3121920	2899045	2552996	2309700	2069725	2683411	16.558	
(2)	7248340	7230170	6659175	5972488	5503392	5421430	6339166	13.005	
(3)	7006060	6983390	6435020	5802306	5337203	5270026	6139001	12.751	
(4)	11354920	10076640	9053655	8090078	7186387	6642155	8733973	20.456	<-
(5)	4211140	4069580	3884605	3548622	3219366	3160443	3682293	11.993	<-
7 AROCLOR-1254 (1)	8078540	7975480	7001705	6005894	5979871	5582264	6770626	15.959	
(2)	8518480	7934260	7324430	6544258	6257399	6176167	7125832	13.499	
(3)	12235700	11201180	10679450	9565710	9432310	9336687	10408506	11.247	
(4)	8440900	7778840	7315215	6567398	6346510	6319414	7128046	12.168	
(5)	9464180	8679430	8313310	7489036	7226451	7243208	8069269	11.232	

Report Date : 02-Mar-2010 07:41

TestAmerica North Canton

INITIAL CALIBRATION DATA

Start Cal Date : 19-JAN-2010 14:58
End Cal Date : 01-MAR-2010 18:15
Quant Method : ESTD
Origin : Disabled
Target Version : 4.14
Integrator : Falcon
Method file : \\CANSVR11\DD\chem\GCS\a2hp10.i\1003011C-1.b\PCB10.m\PCB10
Last Edit : 02-Mar-2010 07:40 hassl
Curve Type : Average

Compound	0.05000 Level 1	0.10000 Level 2	0.20000 Level 3	0.50000 Level 4	1.000 Level 5	2.000 Level 6	RRF	% RSD	
8 AROCLOR-1260 (1)	19915960	19191180	18221680	17080766	15609164	15071377	17515021	11.090	
(2)	21896640	20885950	19746575	18544800	17284191	16661264	19169903	10.679	
(3)	29771680	28578630	27548880	26193196	24412460	23993511	26749726	8.604	
(4)	36224560	35398540	33338780	32423722	30582947	30810414	33129827	7.031	
(5)	27412380	25957350	24886535	23859404	22155757	22125748	24399529	8.643	
9 AROCLOR-1262 (1)	8126700	7648230	7019500	6614220	5992768	6172555	6928996	12.088	
(2)	10943600	10320660	9560260	9086928	8338210	8767526	9502864	10.330	
(3)	10007840	9414120	8848045	8463150	7797732	7870668	8733593	9.973	
(4)	18217020	17497450	16191310	16424480	15532837	16380496	16707265	5.825	
(5)	12702420	11778540	11194790	10898752	10091054	10520866	11197737	8.352	
10 AROCLOR-1268 (1)	22533840	22413740	20396440	20043924	20299545	18583029	20711753	7.311	
(2)	20830520	20915550	18793280	18112714	18383289	17026008	19010227	8.192	
(3)	19274820	19440220	17248350	16827806	17280812	15746656	17636444	8.193	
(4)	8442900	8326140	7526915	6960874	6914757	6302518	7412351	11.437	
(5)	55880640	56874510	52691105	54172904	56739408	51933605	54715362	3.855	
M 11 TOTAL PCB	+++++	+++++	+++++	+++++	+++++	+++++	+++++	+++++	<-
$ 1 TCMX	506107200	478229600	455607000	541903250	404245320	400704580	464466158	12.061	
$ 12 DCB	361450000	340179800	321098700	384819950	287474240	280211940	329205772	12.495	

Data File: 002F0201.D
Report Date: 02-Mar-2010 07:04

TestAmerica North Canton

PCB 8082/608

Data file : \\CANSVR11\DD\chem\GCS\a2hp10.i\1003011C-1.b\1003011C-1.b\002F0201.D
Lab Smp Id: 1232
Inj Date : 01-MAR-2010 07:51
Operator : Inst ID: a2hp10.i
Smp Info : 1232,,1,1
Misc Info : 1-AR1232.SUB
Comment :
Method : \\CANSVR11\DD\chem\GCS\a2hp10.i\1003011C-1.b\PCB10.m\PCB10R.m
Meth Date : 02-Mar-2010 07:04 hassl Quant Type: ESTD
Cal Date : 01-MAR-2010 16:59 Cal File: 038F3801.D
Als bottle: 2 Calibration Sample, Level: 1
Dil Factor: 1.00000
Integrator: Falcon Compound Sublist: 1-AR1232.SUB
Target Version: 4.14 Sample Matrix: None
Processing Host: CANPMSV21

				AMOUNTS			
				CAL-AMT	ON-COL		
RT	EXP RT	DLT RT	RESPONSE	(ng)	(ng)	TARGET RANGE	RATIO
4 AROCLOR-1232					CAS #: 11141-16-5		
2.494	2.494	0.000	199923	0.05000	0.05579	75.00- 125.00	100.00
2.949	2.949	0.000	145133	0.05000	0.05598	119.03- 198.39	72.59
3.449	3.449	0.000	263299	0.05000	0.05455	240.16- 400.27	131.70
3.597	3.597	0.000	124490	0.05000	0.05384	106.32- 177.19	62.27
3.709	3.709	0.000	88924	0.05000	0.05301	78.47- 130.78	44.48
		Average of Peak Amounts =			0.05463		

Data File: \\CANSVR11\DD\chem\GCS\a2hp10.i\1003011C-1.b\1003011C-1.b\002F0201.D
Date : 01-MAR-2010 07:51
Client ID:
Instrument: a2hp10.i
Sample Info: 1232,,1,1
Operator:
Column phase: restek pest clpII
Column diameter: 0.53

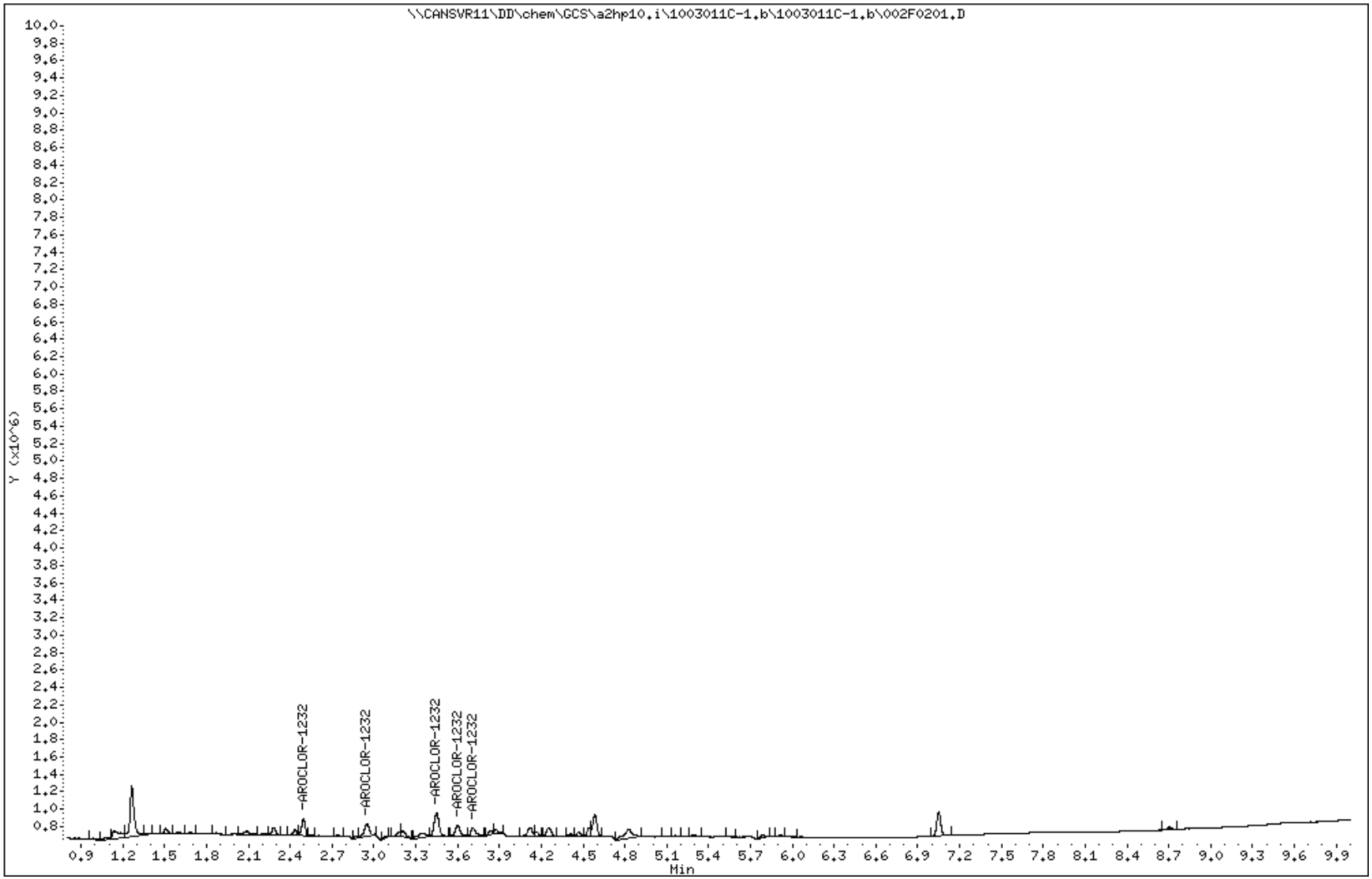

Data File: 003F0301.D
Report Date: 02-Mar-2010 07:04

TestAmerica North Canton

PCB 8082/608

Data file : \\CANSVR11\DD\chem\GCS\a2hp10.i\1003011C-1.b\1003011C-1.b\003F0301.D
Lab Smp Id: 1232
Inj Date : 01-MAR-2010 08:07
Operator : Inst ID: a2hp10.i
Smp Info : 1232,,1,2
Misc Info : 1-AR1232.SUB
Comment :
Method : \\CANSVR11\DD\chem\GCS\a2hp10.i\1003011C-1.b\PCB10.m\PCB10R.m
Meth Date : 02-Mar-2010 07:04 hassl Quant Type: ESTD
Cal Date : 20-JAN-2010 00:24 Cal File: 039F3901.D
Als bottle: 3 Calibration Sample, Level: 2
Dil Factor: 1.00000
Integrator: Falcon Compound Sublist: 1-AR1232.SUB
Target Version: 4.14 Sample Matrix: None
Processing Host: CANPMSV21

				AMOUNTS			
				CAL-AMT	ON-COL		
RT	EXP RT	DLT RT	RESPONSE	(ng)	(ng)	TARGET RANGE	RATIO
4 AROCLOR-1232					CAS #: 11141-16-5		
2.495	2.495	0.000	386834	0.10000	0.1079	75.00- 125.00	100.00
2.948	2.948	0.000	277228	0.10000	0.1091	119.03- 198.39	71.67
3.448	3.448	0.000	541446	0.10000	0.1123	240.16- 400.27	139.97
3.598	3.598	0.000	271621	0.10000	0.1176	106.32- 177.19	70.22
3.708	3.708	0.000	191434	0.10000	0.1143	78.47- 130.78	49.49
		Average of Peak Amounts =			0.11224		

Data File: \\CANSVR11\DD\chem\GCS\a2hp10.i\1003011C-1.b\1003011C-1.b\003F0301.D
Date : 01-MAR-2010 08:07
Client ID:
Sample Info: 1232,,1,2
Column phase: restek pest clpII

Instrument: a2hp10.i
Operator:
Column diameter: 0.53

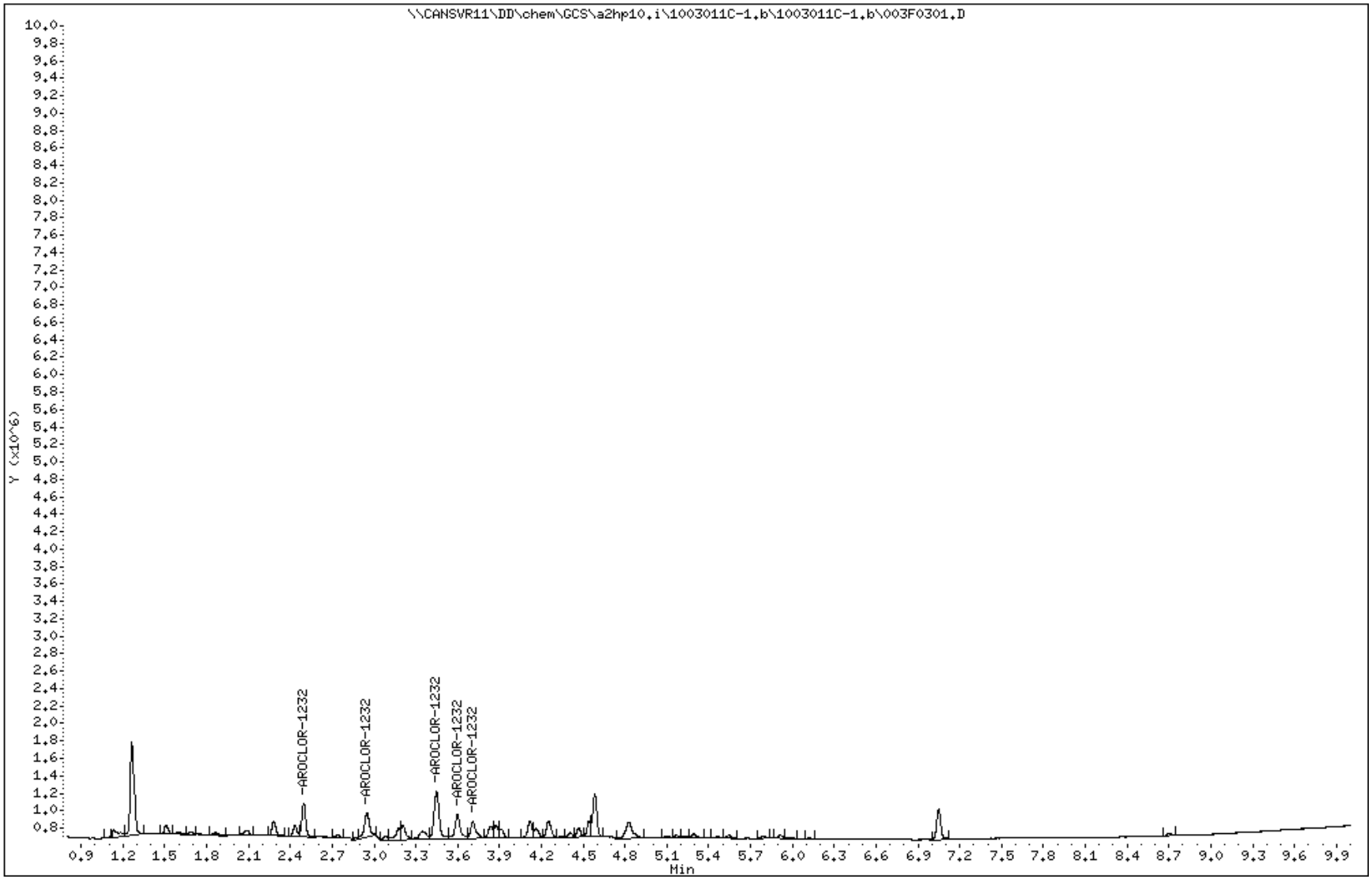

Data File: 004F0401.D
Report Date: 02-Mar-2010 07:10

TestAmerica North Canton

PCB 8082/608

Data file : \\CANSVR11\DD\chem\GCS\a2hp10.i\1003011C-1.b\1003011C-1.b\004F0401.D
Lab Smp Id: 1232
Inj Date : 01-MAR-2010 08:22
Operator : Inst ID: a2hp10.i
Smp Info : 1232,,1,3
Misc Info : 1-AR1232.SUB
Comment :
Method : \\CANSVR11\DD\chem\GCS\a2hp10.i\1003011C-1.b\PCB10.m\PCB10R.m
Meth Date : 02-Mar-2010 07:09 hassl Quant Type: ESTD
Cal Date : 20-JAN-2010 00:39 Cal File: 040F4001.D
Als bottle: 4 Calibration Sample, Level: 3
Dil Factor: 1.00000
Integrator: Falcon Compound Sublist: 1-AR1232.SUB
Target Version: 4.14 Sample Matrix: None
Processing Host: CANPMSV21

				AMOUNTS			
				CAL-AMT	ON-COL		
RT	EXP RT	DLT RT	RESPONSE	(ng)	(ng)	TARGET RANGE	RATIO
4 AROCLOR-1232					CAS #: 11141-16-5		
2.494	2.494	0.000	749316	0.20000	0.2086	75.00- 125.00	100.00(M)
2.947	2.947	0.000	533571	0.20000	0.2113	53.41- 89.01	71.21
3.447	3.447	0.000	959979	0.20000	0.1999	96.09- 160.14	128.11
3.597	3.597	0.000	477238	0.20000	0.2082	47.77- 79.61	63.69
3.707	3.707	0.000	347675	0.20000	0.2096	34.80- 58.00	46.40
		Average of Peak Amounts =			0.20752		

QC Flag Legend

M - Compound response manually integrated.

Data File: \\CANSVR11\DD\chem\GCS\a2hp10.i\1003011C-1.b\1003011C-1.b\004F0401.D
Date : 01-MAR-2010 08:22
Client ID:
Instrument: a2hp10.i
Sample Info: 1232,,1,3
Operator:
Column phase: restek pest clpII
Column diameter: 0.53

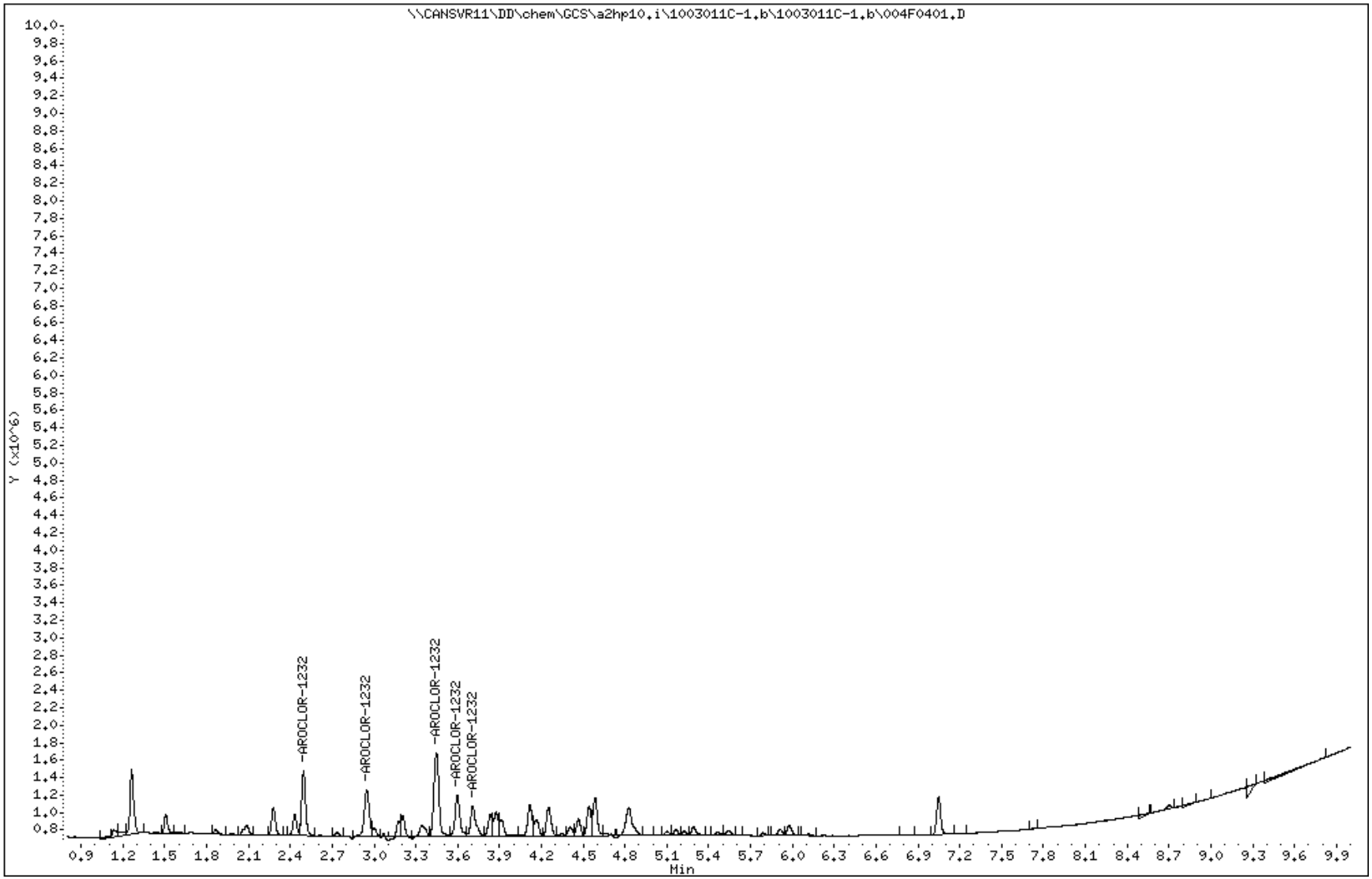

Data File Name: 004F0401.D
Inj. Date and Time: 01-MAR-2010 08:22
Instrument ID: a2hp10.i
Client ID:
Compound Name: AROCLOR-1232
CAS #: 11141-16-5
Report Date: 03/02/2010

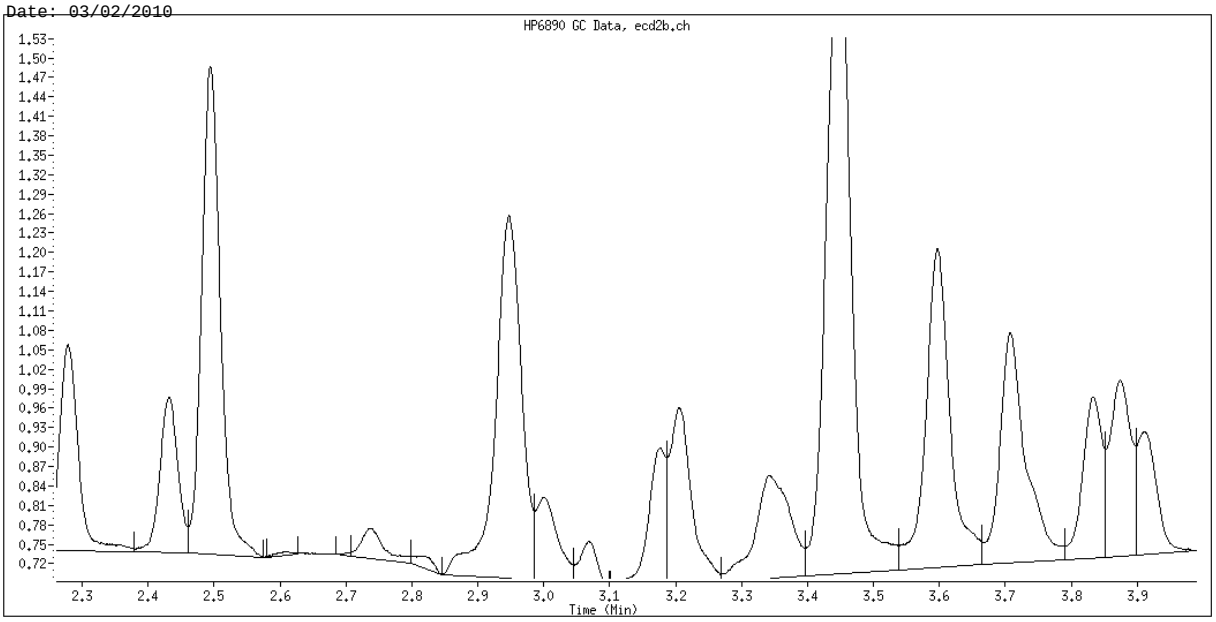

Original Integration

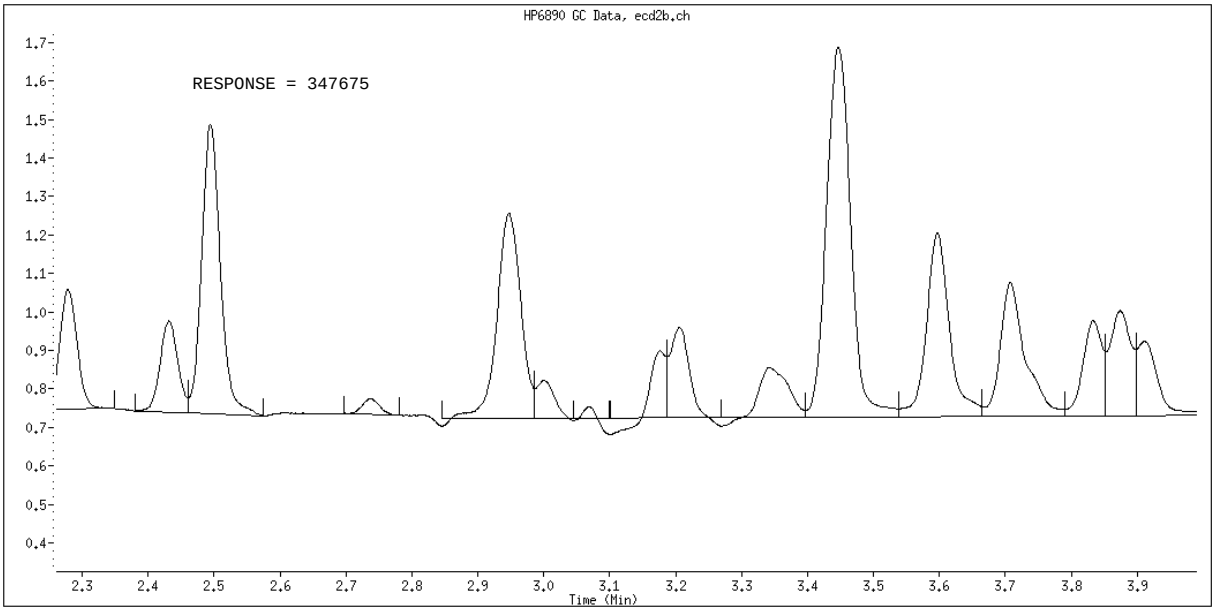

Manual Integration

Manually Integrated By: hassl
Manual Integration Reason: Baseline Event

Data File: 005F0501.D
Report Date: 02-Mar-2010 07:04

TestAmerica North Canton

PCB 8082/608

Data file : \\CANSVR11\DD\chem\GCS\a2hp10.i\1003011C-1.b\1003011C-1.b\005F0501.D
Lab Smp Id: 1232
Inj Date : 01-MAR-2010 08:37
Operator : Inst ID: a2hp10.i
Smp Info : 1232,,1,4
Misc Info : 1-AR1232.SUB
Comment :
Method : \\CANSVR11\DD\chem\GCS\a2hp10.i\1003011C-1.b\PCB10.m\PCB10R.m
Meth Date : 02-Mar-2010 07:04 hassl Quant Type: ESTD
Cal Date : 20-JAN-2010 00:54 Cal File: 041F4101.D
Als bottle: 5 Calibration Sample, Level: 4
Dil Factor: 1.00000
Integrator: Falcon Compound Sublist: 1-AR1232.SUB
Target Version: 4.14 Sample Matrix: None
Processing Host: CANPMSV21

				AMOUNTS			
				CAL-AMT	ON-COL		
RT	EXP RT	DLT RT	RESPONSE	(ng)	(ng)	TARGET RANGE	RATIO
4 AROCLOR-1232					CAS #: 11141-16-5		
2.494	2.494	0.000	1786190	0.50000	0.4973	80.00- 120.00	100.00
2.947	2.947	0.000	1199675	0.50000	0.4706	50.37- 83.95	67.16
3.446	3.446	0.000	2326399	0.50000	0.4817	97.68- 162.80	130.24
3.596	3.596	0.000	1081971	0.50000	0.4671	45.43- 75.72	60.57
3.707	3.707	0.000	784717	0.50000	0.4669	32.95- 54.92	43.93
		Average of Peak Amounts =			0.47672		

Data File: \\CANSVR11\DD\chem\GCS\a2hp10.i\1003011C-1.b\1003011C-1.b\005F0501.D
Date : 01-MAR-2010 08:37
Client ID:
Instrument: a2hp10.i
Sample Info: 1232,,1,4
Operator:
Column phase: restek pest clpII
Column diameter: 0.53

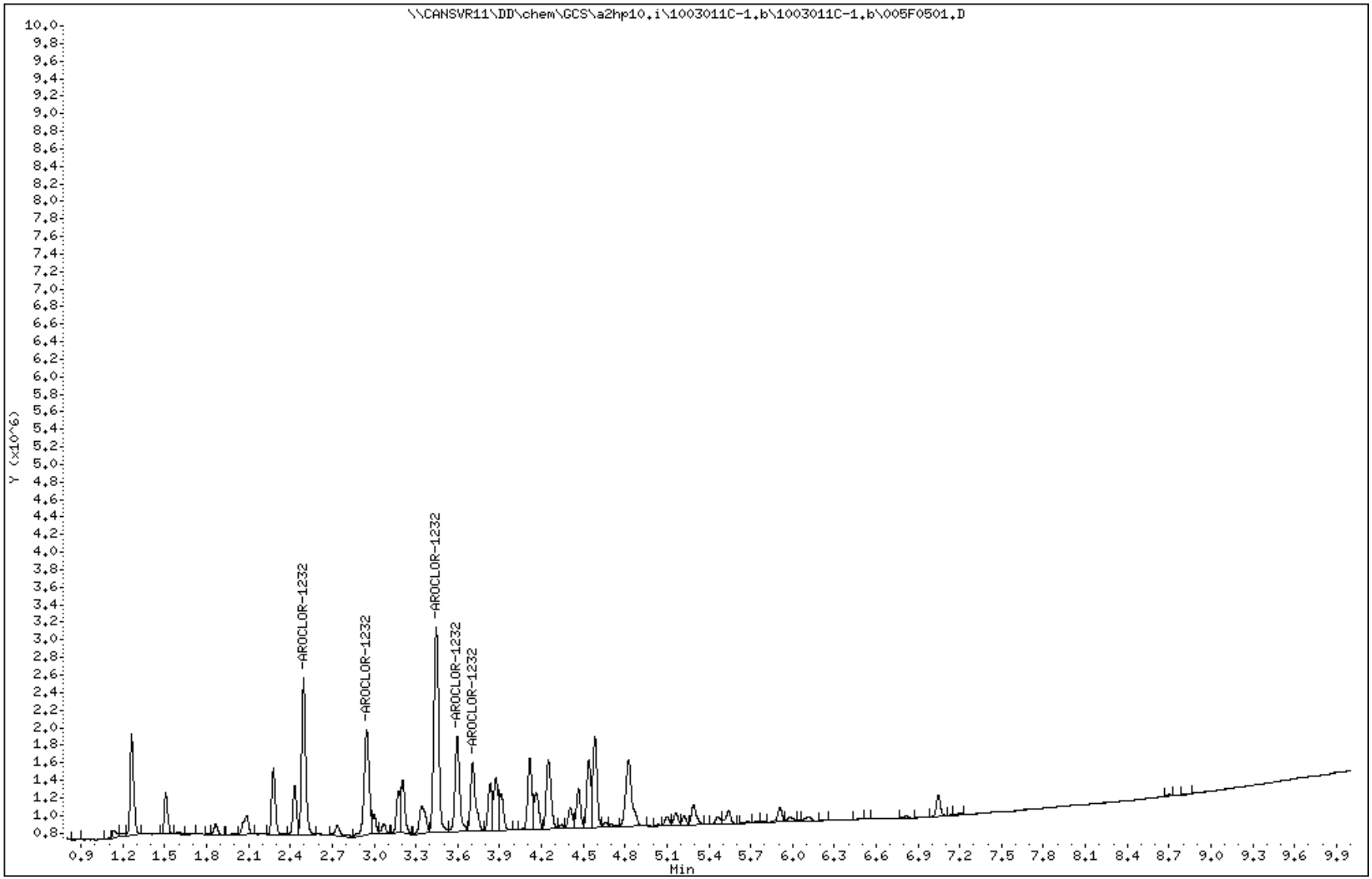

Data File: 006F0601.D
Report Date: 02-Mar-2010 07:04

TestAmerica North Canton

PCB 8082/608

Data file : \\CANSVR11\DD\chem\GCS\a2hp10.i\1003011C-1.b\1003011C-1.b\006F0601.D
Lab Smp Id: 1232
Inj Date : 01-MAR-2010 08:52
Operator : Inst ID: a2hp10.i
Smp Info : 1232,,1,5
Misc Info : 1-AR1232.SUB
Comment :
Method : \\CANSVR11\DD\chem\GCS\a2hp10.i\1003011C-1.b\PCB10.m\PCB10R.m
Meth Date : 02-Mar-2010 07:04 hassl Quant Type: ESTD
Cal Date : 20-JAN-2010 01:10 Cal File: 042F4201.D
Als bottle: 6 Calibration Sample, Level: 5
Dil Factor: 1.00000
Integrator: Falcon Compound Sublist: 1-AR1232.SUB
Target Version: 4.14 Sample Matrix: None
Processing Host: CANPMSV21

				AMOUNTS			
				CAL-AMT	ON-COL		
RT	EXP RT	DLT RT	RESPONSE	(ng)	(ng)	TARGET RANGE	RATIO
4 AROCLOR-1232					CAS #: 11141-16-5		
2.495	2.495	0.000	3409348	1.00000	0.9492	75.00- 125.00	100.00
2.947	2.947	0.000	2385440	1.00000	0.9356	50.37- 83.95	69.97
3.447	3.447	0.000	4524751	1.00000	0.9368	97.68- 162.80	132.72
3.597	3.597	0.000	2130948	1.00000	0.9199	45.43- 75.72	62.50
3.707	3.707	0.000	1560933	1.00000	0.9287	32.95- 54.92	45.78
		Average of Peak Amounts =			0.93404		

Data File: \\CANSVR11\DD\chem\GCS\a2hp10.i\1003011C-1.b\1003011C-1.b\006F0601.D
Date : 01-MAR-2010 08:52
Client ID:
Instrument: a2hp10.i
Sample Info: 1232,,1,5
Operator:
Column phase: restek pest clpII
Column diameter: 0.53

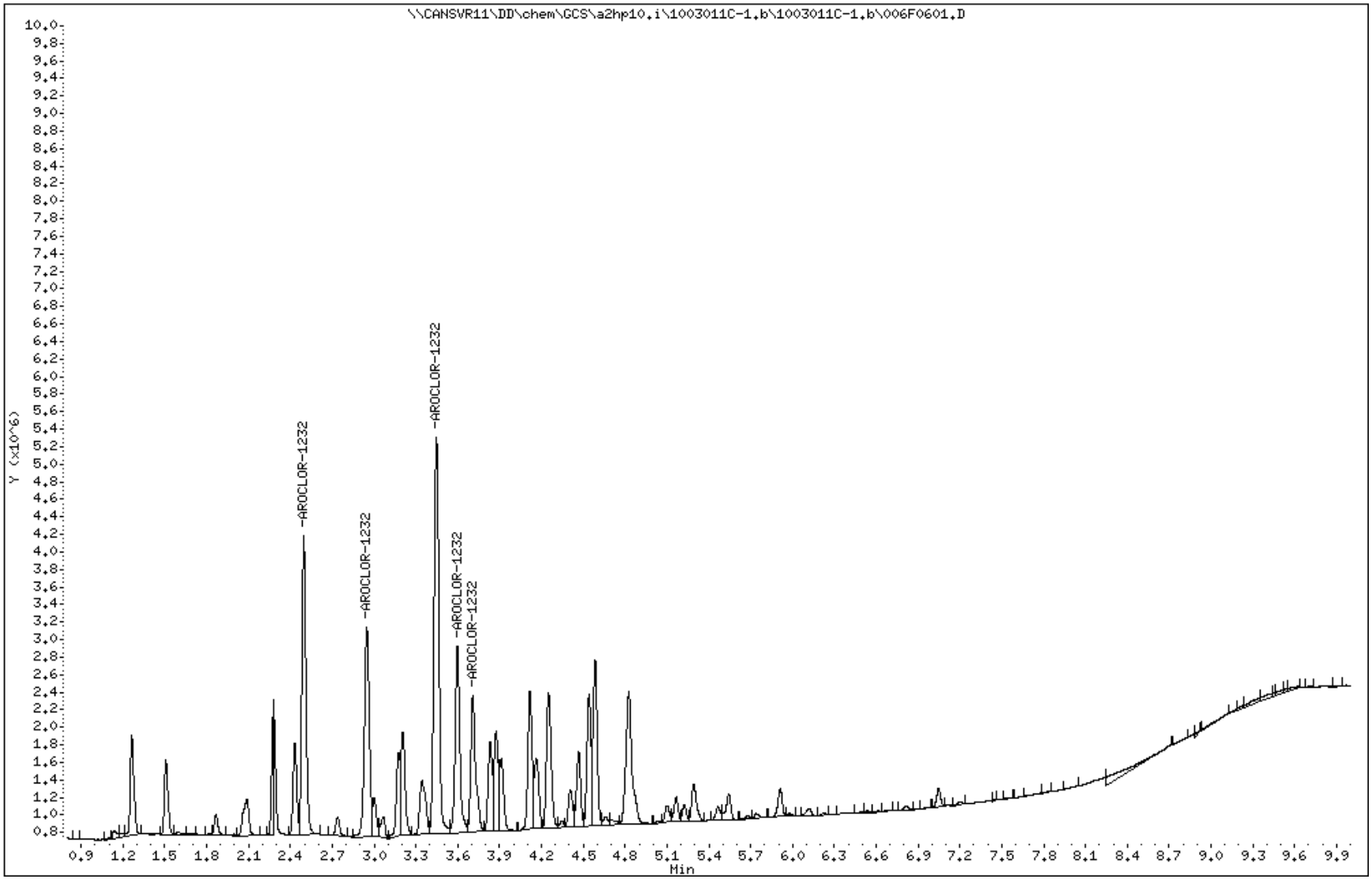

Data File: 007F0701.D
Report Date: 02-Mar-2010 07:04

TestAmerica North Canton

PCB 8082/608

Data file : \\CANSVR11\DD\chem\GCS\a2hp10.i\1003011C-1.b\1003011C-1.b\007F0701.D
Lab Smp Id: 1232
Inj Date : 01-MAR-2010 09:08
Operator : Inst ID: a2hp10.i
Smp Info : 1232,,1,6
Misc Info : 1-AR1232.SUB
Comment :
Method : \\CANSVR11\DD\chem\GCS\a2hp10.i\1003011C-1.b\PCB10.m\PCB10R.m
Meth Date : 02-Mar-2010 07:04 hassl Quant Type: ESTD
Cal Date : 20-JAN-2010 01:25 Cal File: 043F4301.D
Als bottle: 7 Calibration Sample, Level: 6
Dil Factor: 1.00000
Integrator: Falcon Compound Sublist: 1-AR1232.SUB
Target Version: 4.14 Sample Matrix: None
Processing Host: CANPMSV21

				AMOUNTS			
				CAL-AMT	ON-COL		
RT	EXP RT	DLT RT	RESPONSE	(ng)	(ng)	TARGET RANGE	RATIO
4 AROCLOR-1232					CAS #: 11141-16-5		
2.496	2.496	0.000	5912481	2.00000	1.646	75.00- 125.00	100.00
2.948	2.948	0.000	4051865	2.00000	1.589	50.37- 83.95	68.53
3.447	3.447	0.000	8313248	2.00000	1.721	97.68- 162.80	140.61
3.597	3.597	0.000	3731959	2.00000	1.611	45.43- 75.72	63.12
3.707	3.707	0.000	2784263	2.00000	1.656	32.95- 54.92	47.09
		Average of Peak Amounts =			1.64460		

Data File: \\CANSVR11\DD\chem\GCS\a2hp10.i\1003011C-1.b\1003011C-1.b\007F0701.D
Date : 01-MAR-2010 09:08
Client ID:
Instrument: a2hp10.i
Sample Info: 1232,,1,6
Operator:
Column phase: restek pest clpII
Column diameter: 0.53

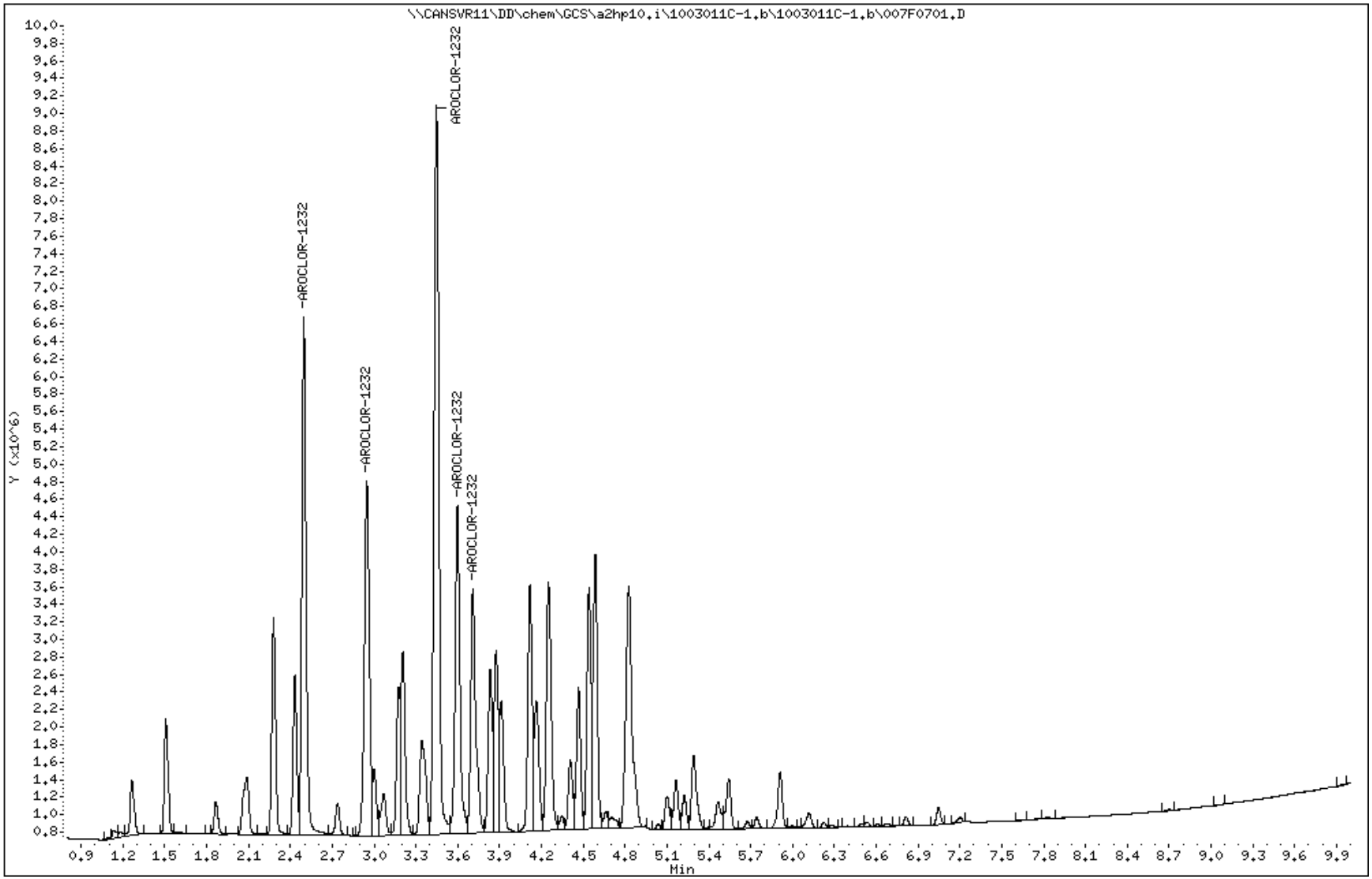

Data File: 008F0801.D
Report Date: 02-Mar-2010 07:10

TestAmerica North Canton

PCB 8082/608

Data file : \\CANSVR11\DD\chem\GCS\a2hp10.i\1003011C-1.b\1003011C-1.b\008F0801.D
Lab Smp Id: 1242
Inj Date : 01-MAR-2010 09:23
Operator : Inst ID: a2hp10.i
Smp Info : 1242,,1,1
Misc Info : 2-AR1242.SUB
Comment :
Method : \\CANSVR11\DD\chem\GCS\a2hp10.i\1003011C-1.b\PCB10.m\PCB10R.m
Meth Date : 02-Mar-2010 07:09 hassl Quant Type: ESTD
Cal Date : 01-MAR-2010 16:59 Cal File: 038F3801.D
Als bottle: 8 Calibration Sample, Level: 1
Dil Factor: 1.00000
Integrator: Falcon Compound Sublist: 2-AR1242.SUB
Target Version: 4.14 Sample Matrix: None
Processing Host: CANPMSV21

				AMOUNTS			
				CAL-AMT	ON-COL		
RT	EXP RT	DLT RT	RESPONSE	(ng)	(ng)	TARGET RANGE	RATIO
5 AROCLOR-1242					CAS #: 53469-21-9		
2.492	2.492	0.000	284934	0.05000	0.05060	75.00- 125.00	100.00(M)
2.946	2.946	0.000	718660	0.05000	0.05543	161.88- 269.80	252.22
3.447	3.447	0.000	1310626	0.05000	0.05474	303.54- 505.91	459.98
3.596	3.596	0.000	574710	0.05000	0.05365	136.91- 228.18	201.70
3.706	3.706	0.000	441486	0.05000	0.05216	109.02- 181.70	154.94
		Average of Peak Amounts =			0.05332		

QC Flag Legend

M - Compound response manually integrated.

Data File: \\CANSVR11\DD\chem\GCS\a2hp10.i\1003011C-1.b\1003011C-1.b\008F0801.D
Date : 01-MAR-2010 09:23
Client ID:
Instrument: a2hp10.i
Sample Info: 1242,,1,1
Operator:
Column phase: restek pest clpII
Column diameter: 0.53

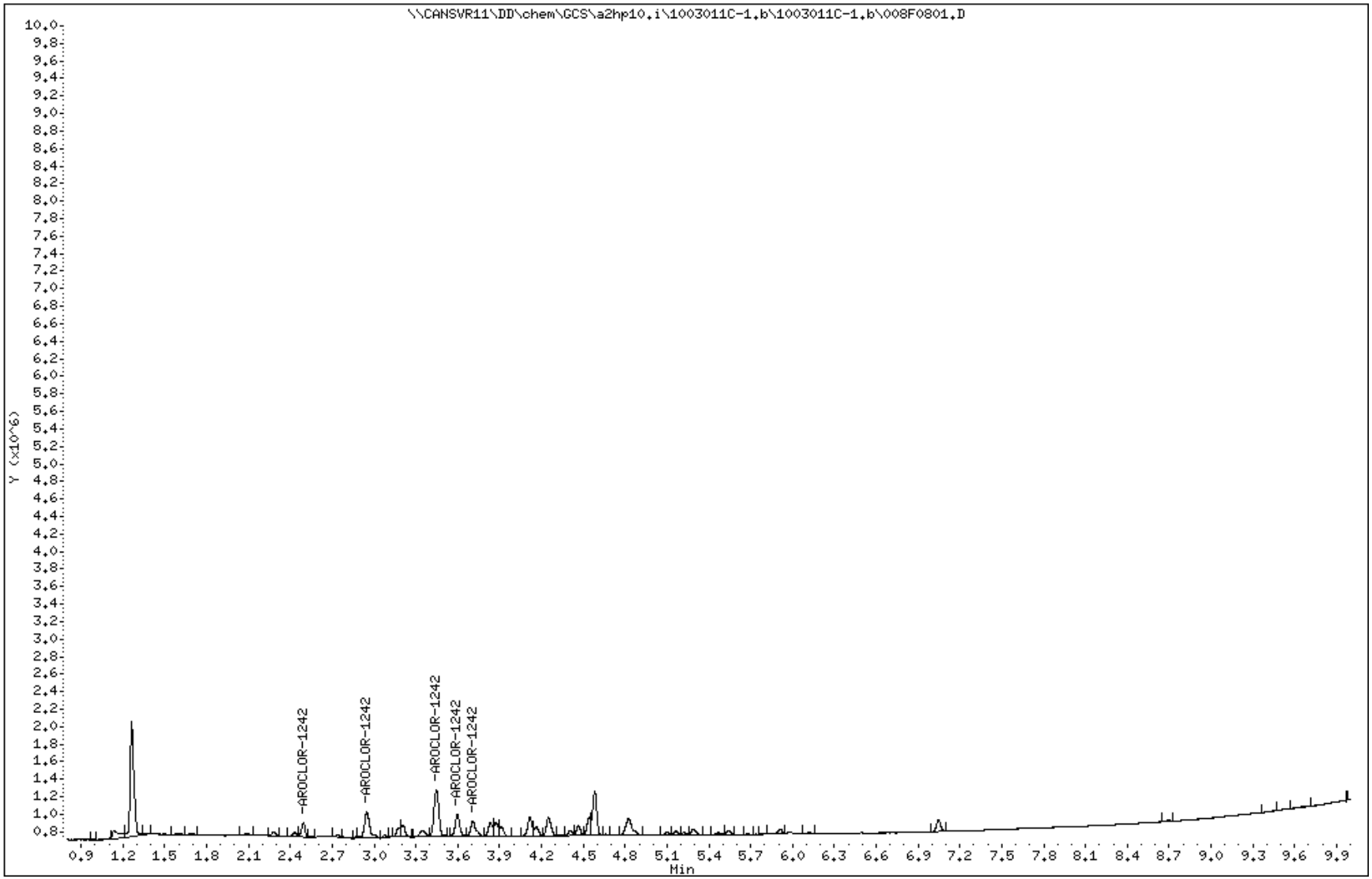

Data File Name: 008F0801.D
Inj. Date and Time: 01-MAR-2010 09:23
Instrument ID: a2hp10.i
Client ID:
Compound Name: AROCLOR-1242
CAS #: 53469-21-9
Report Date: 03/02/2010

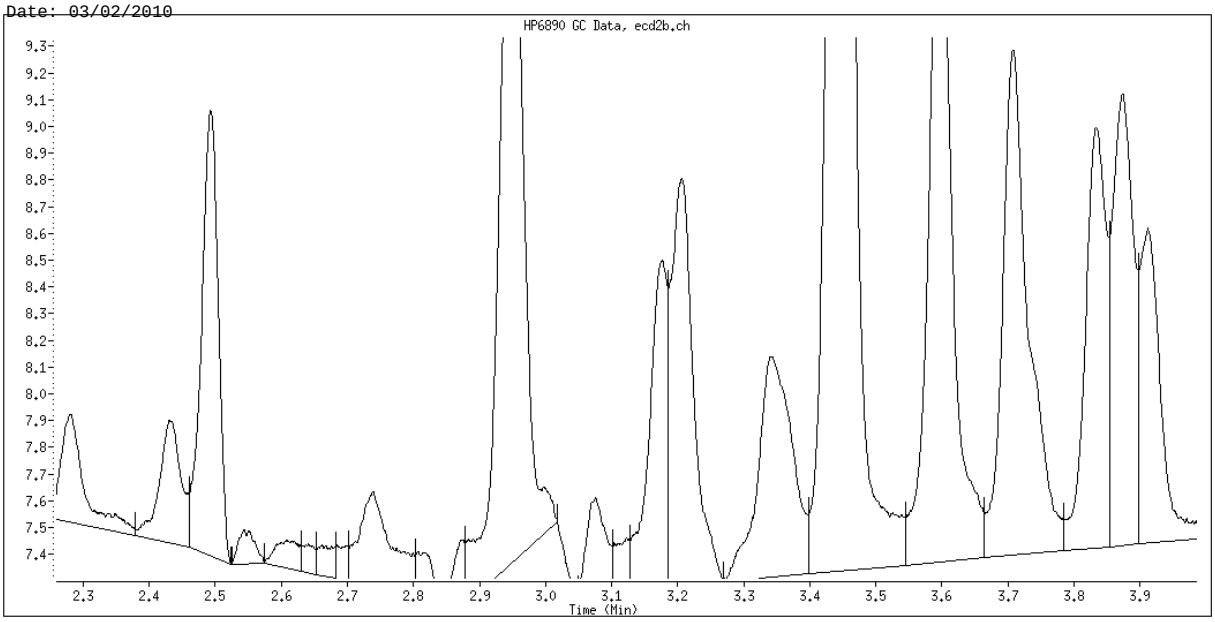

Original Integration

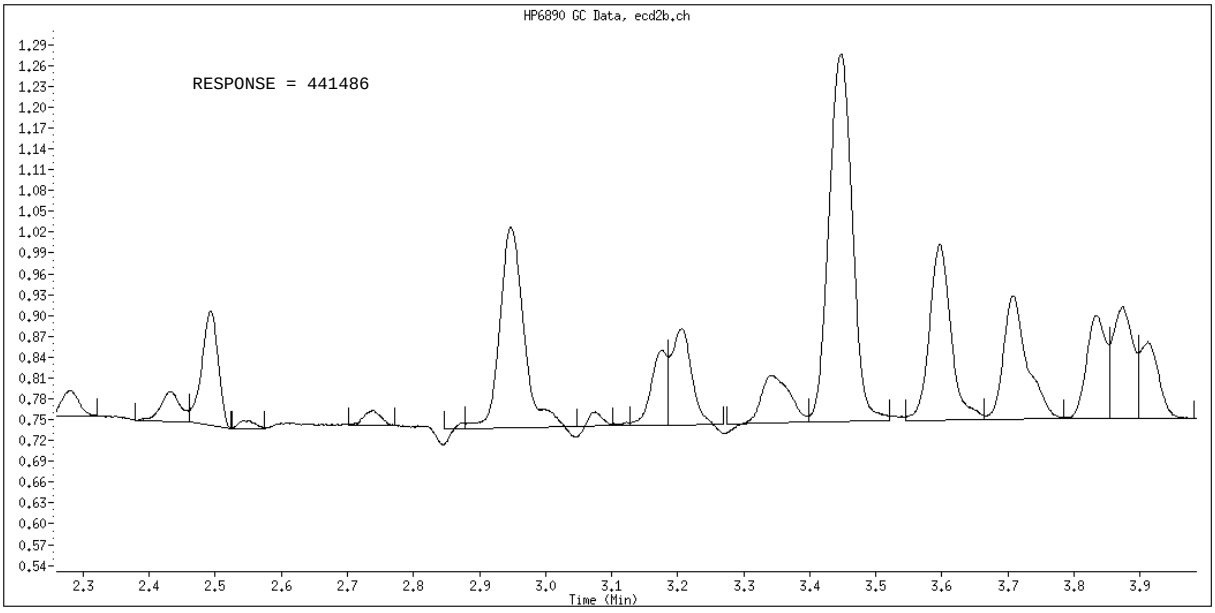

Manual Integration

Manually Integrated By: hassl
Manual Integration Reason: Baseline Event

Data File: 009F0901.D
Report Date: 02-Mar-2010 07:11

TestAmerica North Canton

PCB 8082/608

Data file : \\CANSVR11\DD\chem\GCS\a2hp10.i\1003011C-1.b\1003011C-1.b\009F0901.D
Lab Smp Id: 1242
Inj Date : 01-MAR-2010 09:38
Operator : Inst ID: a2hp10.i
Smp Info : 1242,,1,2
Misc Info : 2-AR1242.SUB
Comment :
Method : \\CANSVR11\DD\chem\GCS\a2hp10.i\1003011C-1.b\PCB10.m\PCB10R.m
Meth Date : 02-Mar-2010 07:09 hassl Quant Type: ESTD
Cal Date : 20-JAN-2010 00:24 Cal File: 039F3901.D
Als bottle: 9 Calibration Sample, Level: 2
Dil Factor: 1.00000
Integrator: Falcon Compound Sublist: 2-AR1242.SUB
Target Version: 4.14 Sample Matrix: None
Processing Host: CANPMSV21

				AMOUNTS			
				CAL-AMT	ON-COL		
RT	EXP RT	DLT RT	RESPONSE	(ng)	(ng)	TARGET RANGE	RATIO
5 AROCLOR-1242					CAS #: 53469-21-9		
2.494	2.494	0.000	613594	0.10000	0.1090	75.00- 125.00	100.00(M)
2.947	2.947	0.000	1390225	0.10000	0.1098	161.88- 269.80	226.57
3.447	3.447	0.000	2528372	0.10000	0.1061	303.54- 505.91	412.06
3.597	3.597	0.000	1159031	0.10000	0.1088	136.91- 228.18	188.89
3.707	3.707	0.000	900852	0.10000	0.1067	109.02- 181.70	146.82
Average of Peak Amounts =				0.10808			

QC Flag Legend

M - Compound response manually integrated.

Data File: \\CANSVR11\DD\chem\GCS\a2hp10.i\1003011C-1.b\1003011C-1.b\009F0901.D
Date : 01-MAR-2010 09:38
Client ID:
Instrument: a2hp10.i
Sample Info: 1242,,1,2
Operator:
Column phase: restek pest clpII
Column diameter: 0.53

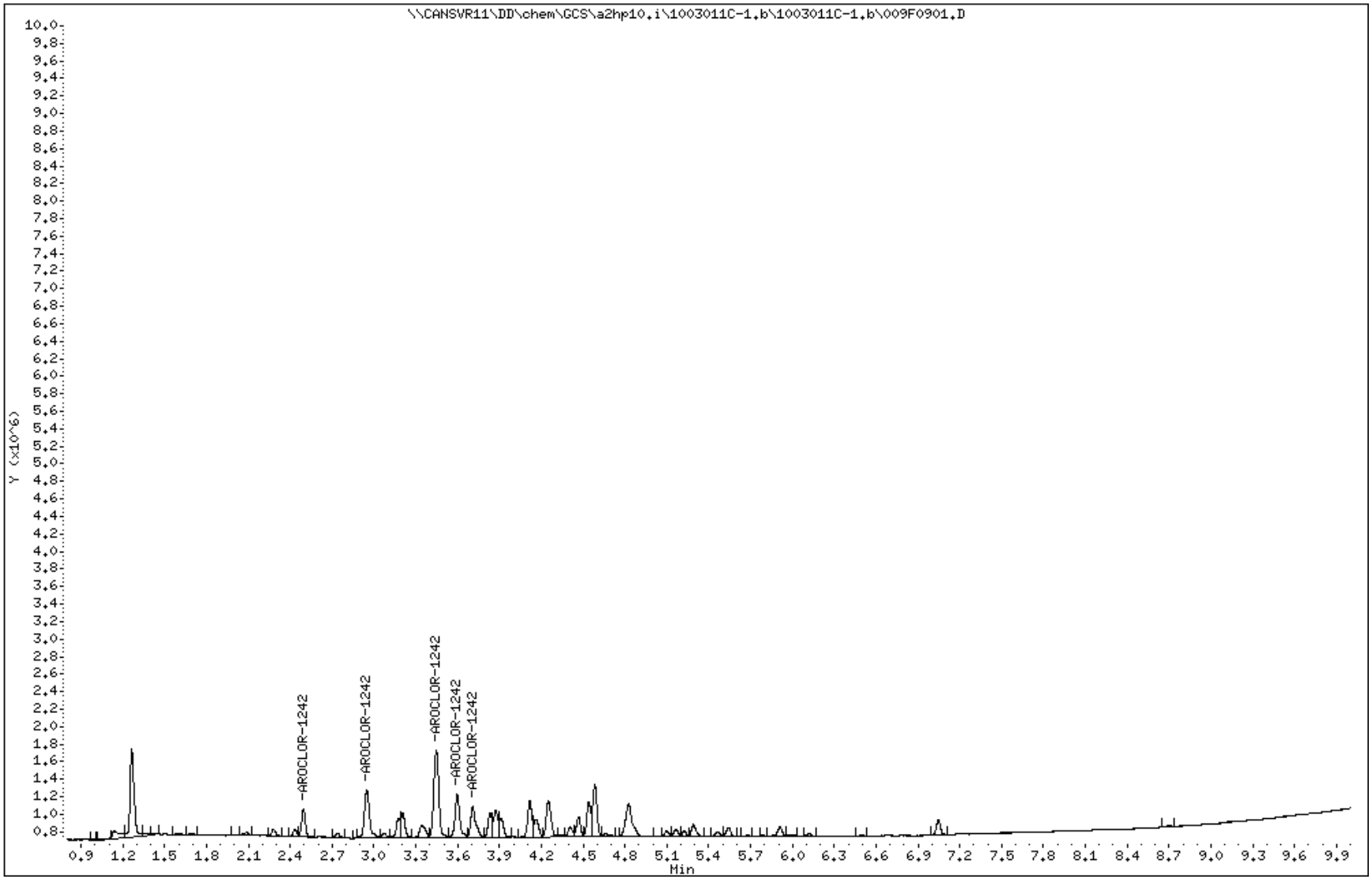

Data File Name: 009F0901.D
Inj. Date and Time: 01-MAR-2010 09:38
Instrument ID: a2hp10.i
Client ID:
Compound Name: AROCLOR-1242
CAS #: 53469-21-9
Report Date: 03/02/2010

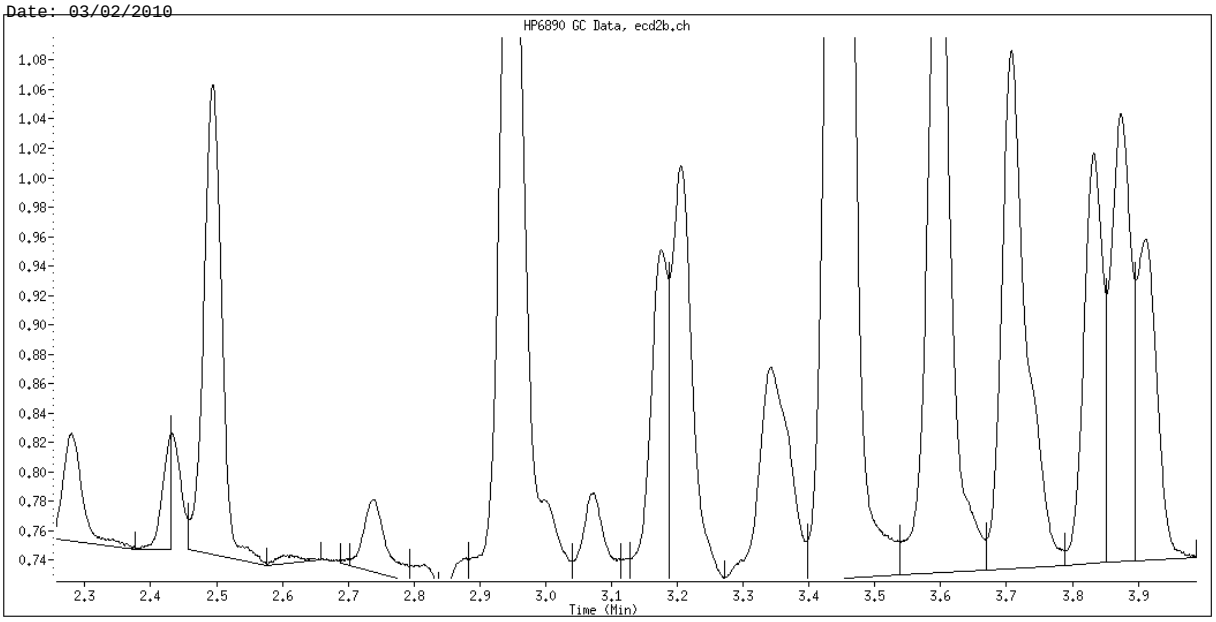

Original Integration

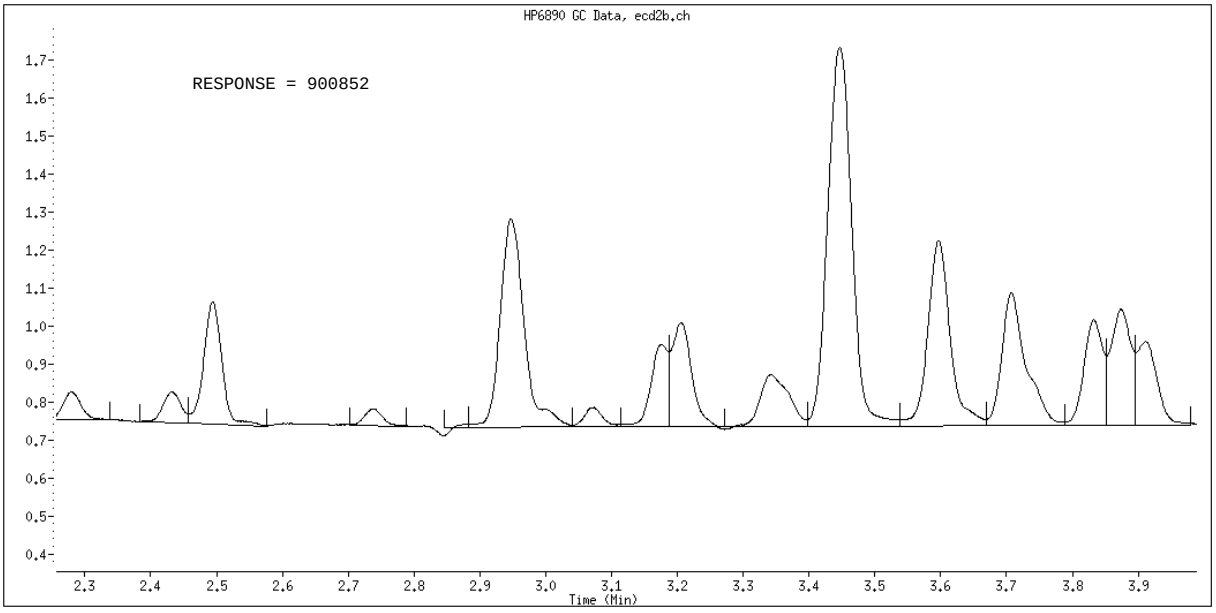

Manual Integration

Manually Integrated By: hassl
Manual Integration Reason: Baseline Event

Data File: 010F1001.D
Report Date: 02-Mar-2010 07:04

TestAmerica North Canton

PCB 8082/608

Data file : \\CANSVR11\DD\chem\GCS\a2hp10.i\1003011C-1.b\1003011C-1.b\010F1001.D
Lab Smp Id: 1242
Inj Date : 01-MAR-2010 09:53
Operator : Inst ID: a2hp10.i
Smp Info : 1242,,1,3
Misc Info : 2-AR1242.SUB
Comment :
Method : \\CANSVR11\DD\chem\GCS\a2hp10.i\1003011C-1.b\PCB10.m\PCB10R.m
Meth Date : 02-Mar-2010 07:04 hassl Quant Type: ESTD
Cal Date : 20-JAN-2010 00:39 Cal File: 040F4001.D
Als bottle: 10 Calibration Sample, Level: 3
Dil Factor: 1.00000
Integrator: Falcon Compound Sublist: 2-AR1242.SUB
Target Version: 4.14 Sample Matrix: None
Processing Host: CANPMSV21

				AMOUNTS			
				CAL-AMT	ON-COL		
RT	EXP RT	DLT RT	RESPONSE	(ng)	(ng)	TARGET RANGE	RATIO
5 AROCLOR-1242					CAS #: 53469-21-9		
2.494	2.494	0.000	1229879	0.20000	0.3445	75.00- 125.00	100.00
2.947	2.947	0.000	2884917	0.20000	0.3412	175.93- 293.21	234.57
3.446	3.446	0.000	5180554	0.20000	0.3534	315.92- 526.53	421.22
3.596	3.596	0.000	2388950	0.20000	0.1426	145.68- 242.80	194.24
3.707	3.707	0.000	1912973	0.20000	0.2040	116.66- 194.43	155.54
		Average of Peak Amounts =			0.27714		

Data File: \\CANSVR11\DD\chem\GCS\a2hp10.i\1003011C-1.b\1003011C-1.b\010F1001.D
Date : 01-MAR-2010 09:53
Client ID:
Instrument: a2hp10.i
Sample Info: 1242,,1,3
Operator:
Column phase: restek pest clpII
Column diameter: 0.53

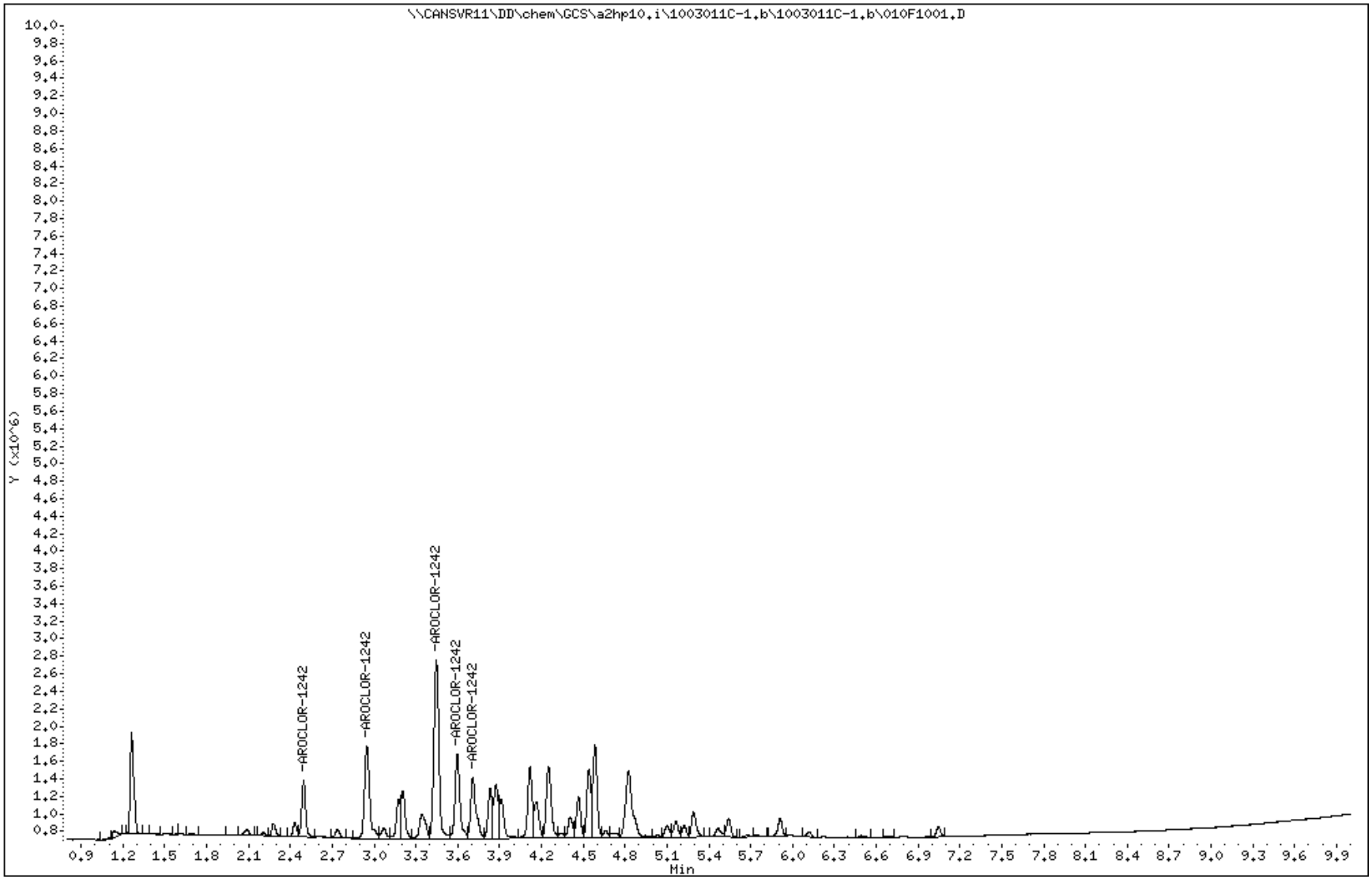

Data File: 011F1101.D
Report Date: 02-Mar-2010 07:04

TestAmerica North Canton

PCB 8082/608

Data file : \\CANSVR11\DD\chem\GCS\a2hp10.i\1003011C-1.b\1003011C-1.b\011F1101.D
Lab Smp Id: 1242
Inj Date : 01-MAR-2010 10:09
Operator : Inst ID: a2hp10.i
Smp Info : 1242,,1,4
Misc Info : 2-AR1242.SUB
Comment :
Method : \\CANSVR11\DD\chem\GCS\a2hp10.i\1003011C-1.b\PCB10.m\PCB10R.m
Meth Date : 02-Mar-2010 07:04 hassl Quant Type: ESTD
Cal Date : 20-JAN-2010 00:54 Cal File: 041F4101.D
Als bottle: 11 Calibration Sample, Level: 4
Dil Factor: 1.00000
Integrator: Falcon Compound Sublist: 2-AR1242.SUB
Target Version: 4.14 Sample Matrix: None
Processing Host: CANPMSV21

				AMOUNTS			
				CAL-AMT	ON-COL		
RT	EXP RT	DLT RT	RESPONSE	(ng)	(ng)	TARGET RANGE	RATIO
5 AROCLOR-1242					CAS #: 53469-21-9		
2.494	2.494	0.000	3001714	0.50000	0.6891	80.00- 120.00	100.00
2.947	2.947	0.000	6479000	0.50000	0.6188	161.88- 269.80	215.84
3.447	3.447	0.000	12148680	0.50000	0.6732	303.54- 505.91	404.72
3.596	3.596	0.000	5479399	0.50000	0.3770	136.91- 228.18	182.54
3.707	3.707	0.000	4363393	0.50000	0.4846	109.02- 181.70	145.36
Average of Peak Amounts =					0.56854		

Data File: \\CANSVR11\DD\chem\GCS\a2hp10.i\1003011C-1.b\1003011C-1.b\011F1101.D
Date : 01-MAR-2010 10:09
Client ID:
Instrument: a2hp10.i
Sample Info: 1242,,1,4
Operator:
Column phase: restek pest clpII
Column diameter: 0.53

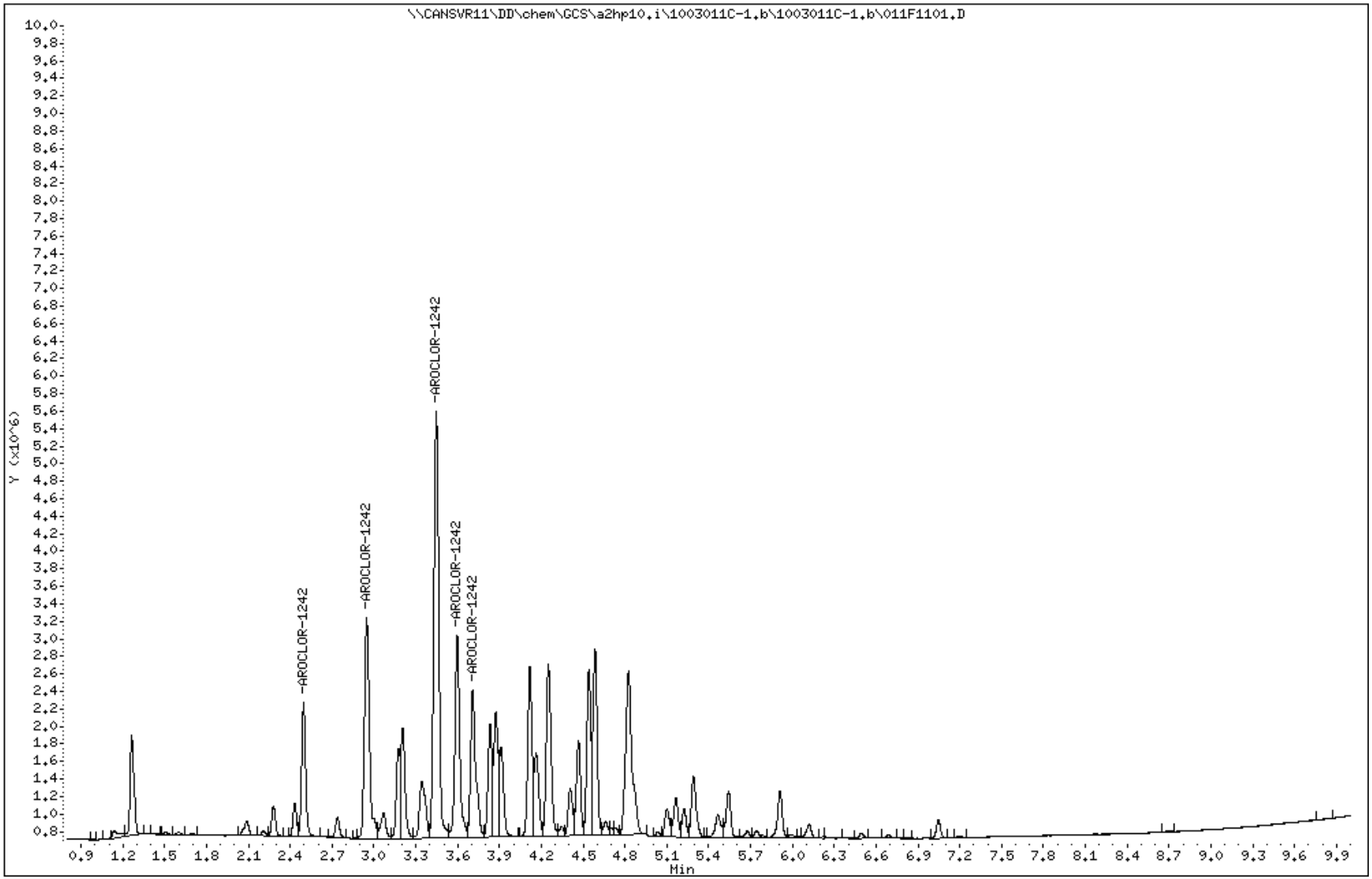

Data File: 012F1201.D
Report Date: 02-Mar-2010 07:04

TestAmerica North Canton

PCB 8082/608

Data file : \\CANSVR11\DD\chem\GCS\a2hp10.i\1003011C-1.b\1003011C-1.b\012F1201.D
Lab Smp Id: 1242
Inj Date : 01-MAR-2010 10:24
Operator : Inst ID: a2hp10.i
Smp Info : 1242,,1,5
Misc Info : 2-AR1242.SUB
Comment :
Method : \\CANSVR11\DD\chem\GCS\a2hp10.i\1003011C-1.b\PCB10.m\PCB10R.m
Meth Date : 02-Mar-2010 07:04 hassl Quant Type: ESTD
Cal Date : 20-JAN-2010 01:10 Cal File: 042F4201.D
Als bottle: 12 Calibration Sample, Level: 5
Dil Factor: 1.00000
Integrator: Falcon Compound Sublist: 2-AR1242.SUB
Target Version: 4.14 Sample Matrix: None
Processing Host: CANPMSV21

				AMOUNTS			
				CAL-AMT	ON-COL		
RT	EXP RT	DLT RT	RESPONSE	(ng)	(ng)	TARGET RANGE	RATIO
5 AROCLOR-1242					CAS #: 53469-21-9		
2.494	2.494	0.000	5112933	1.00000	1.019	75.00- 125.00	100.00
2.947	2.947	0.000	10757467	1.00000	0.8861	161.88- 269.80	210.40
3.447	3.447	0.000	21493427	1.00000	1.021	303.54- 505.91	420.37
3.596	3.596	0.000	9480580	1.00000	0.7566	136.91- 228.18	185.42
3.707	3.707	0.000	7709158	1.00000	0.8851	109.02- 181.70	150.78
Average of Peak Amounts =					0.91356		

Data File: \\CANSVR11\DD\chem\GCS\a2hp10.i\1003011C-1.b\1003011C-1.b\012F1201.D
Date : 01-MAR-2010 10:24
Client ID:
Instrument: a2hp10.i
Sample Info: 1242,,1,5
Operator:
Column phase: restek pest clpII
Column diameter: 0.53

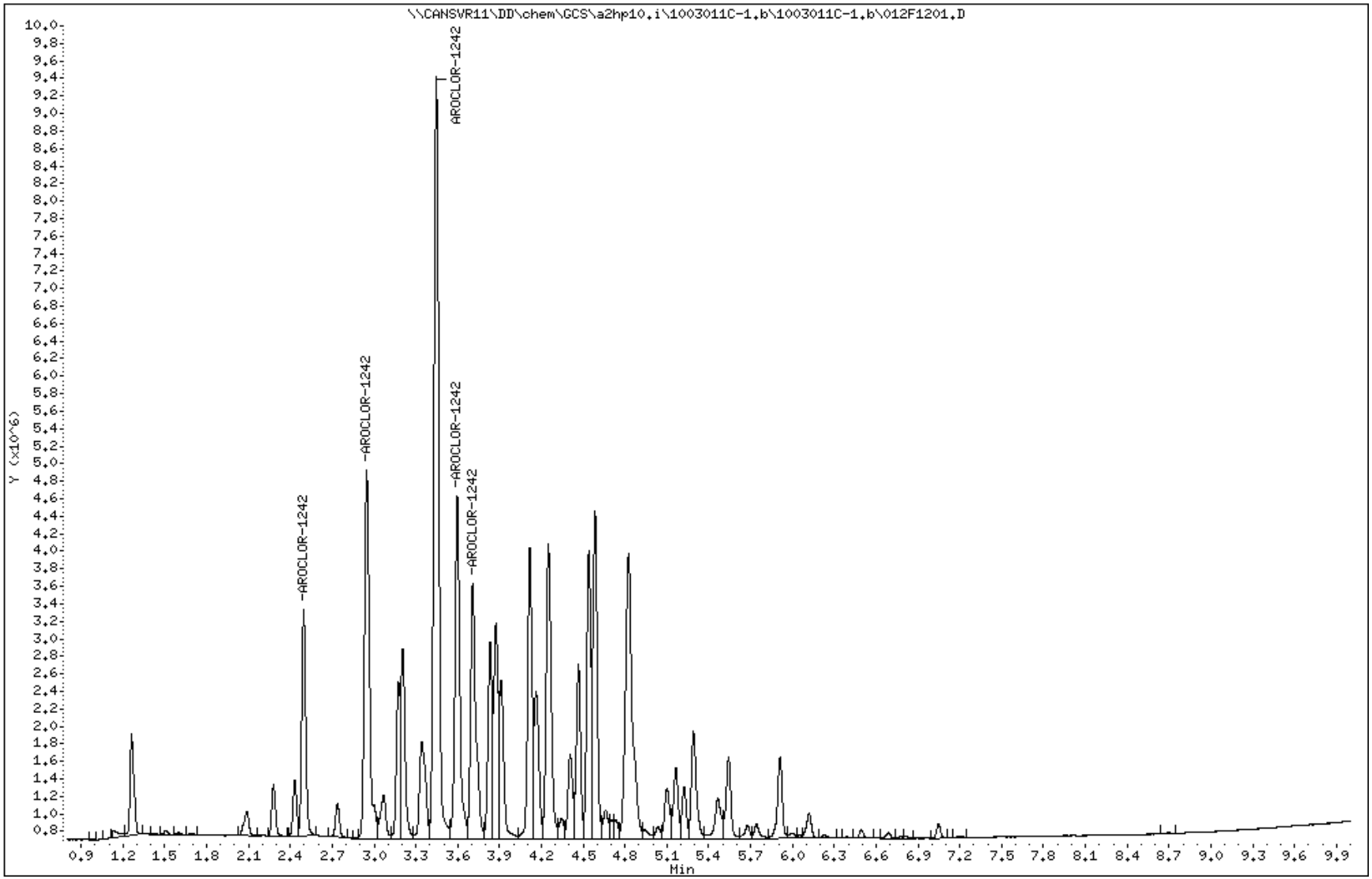

Data File: 013F1301.D
Report Date: 02-Mar-2010 07:04

TestAmerica North Canton

PCB 8082/608

Data file : \\CANSVR11\DD\chem\GCS\a2hp10.i\1003011C-1.b\1003011C-1.b\013F1301.D
Lab Smp Id: 1242
Inj Date : 01-MAR-2010 10:39
Operator : Inst ID: a2hp10.i
Smp Info : 1242,,1,6
Misc Info : 2-AR1242.SUB
Comment :
Method : \\CANSVR11\DD\chem\GCS\a2hp10.i\1003011C-1.b\PCB10.m\PCB10R.m
Meth Date : 02-Mar-2010 07:04 hassl Quant Type: ESTD
Cal Date : 20-JAN-2010 01:25 Cal File: 043F4301.D
Als bottle: 13 Calibration Sample, Level: 6
Dil Factor: 1.00000
Integrator: Falcon Compound Sublist: 2-AR1242.SUB
Target Version: 4.14 Sample Matrix: None
Processing Host: CANPMSV21

				AMOUNTS			
				CAL-AMT	ON-COL		
RT	EXP RT	DLT RT	RESPONSE	(ng)	(ng)	TARGET RANGE	RATIO
5 AROCLOR-1242					CAS #: 53469-21-9		
2.494	2.494	0.000	9377849	2.00000	1.665	75.00- 125.00	100.00
2.946	2.946	0.000	19088913	2.00000	1.402	161.88- 269.80	203.55
3.446	3.446	0.000	39597970	2.00000	1.659	303.54- 505.91	422.25
3.596	3.596	0.000	16842947	2.00000	1.584	136.91- 228.18	179.60
3.706	3.706	0.000	13598610	2.00000	1.611	109.02- 181.70	145.01
		Average of Peak Amounts =			1.58420		

Data File: \\CANSVR11\DD\chem\GCS\a2hp10.i\1003011C-1.b\1003011C-1.b\013F1301.D
Date : 01-MAR-2010 10:39
Client ID:
Instrument: a2hp10.i
Sample Info: 1242,,1,6
Operator:
Column phase: restek pest clpII
Column diameter: 0.53

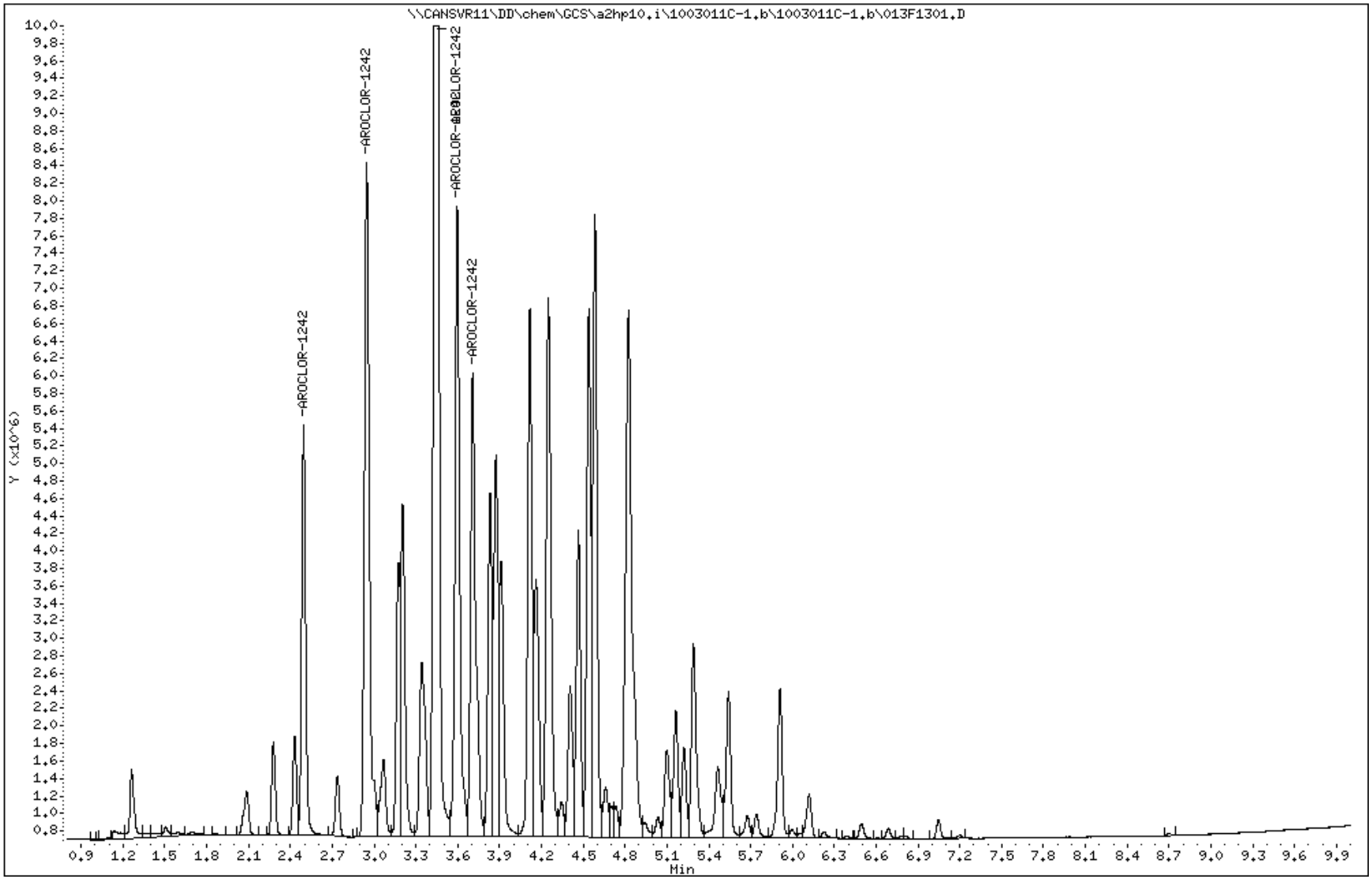

Data File: 014F1401.D
Report Date: 02-Mar-2010 07:07

TestAmerica North Canton

PCB 8082/608

Data file : \\CANSVR11\DD\chem\GCS\a2hp10.i\1003011C-1.b\1003011C-1.b\014F1401.D
Lab Smp Id: 1248
Inj Date : 01-MAR-2010 10:54
Operator : Inst ID: a2hp10.i
Smp Info : 1248,,1,1
Misc Info : 3-AR1248.SUB
Comment :
Method : \\CANSVR11\DD\chem\GCS\a2hp10.i\1003011C-1.b\PCB10.m\PCB10R.m
Meth Date : 02-Mar-2010 07:05 hassl Quant Type: ESTD
Cal Date : 01-MAR-2010 16:59 Cal File: 038F3801.D
Als bottle: 14 Calibration Sample, Level: 1
Dil Factor: 1.00000
Integrator: Falcon Compound Sublist: 3-AR1248.SUB
Target Version: 4.14 Sample Matrix: None
Processing Host: CANPMSV21

				AMOUNTS			
				CAL-AMT	ON-COL		
RT	EXP RT	DLT RT	RESPONSE	(ng)	(ng)	TARGET RANGE	RATIO
6 AROCLOR-1248					CAS #: 12672-29-6		
2.945	2.945	0.000	157354	0.05000	0.05794	75.00- 125.00	100.00(M)
3.445	3.445	0.000	362417	0.05000	0.05742	175.46- 292.43	230.32
4.249	4.249	0.000	350303	0.05000	0.05718	170.46- 284.09	222.62
4.582	4.582	0.000	567746	0.05000	0.06510	237.66- 396.11	360.81
5.290	5.290	0.000	210557	0.05000	0.05736	104.25- 173.75	133.81
		Average of Peak Amounts =			0.05900		

QC Flag Legend

M - Compound response manually integrated.

Data File: \\CANSVR11\DD\chem\GCS\a2hp10.i\1003011C-1.b\1003011C-1.b\014F1401.D
Date : 01-MAR-2010 10:54
Client ID:
Instrument: a2hp10.i
Sample Info: 1248,,1,1
Operator:
Column phase: restek pest clpII
Column diameter: 0.53

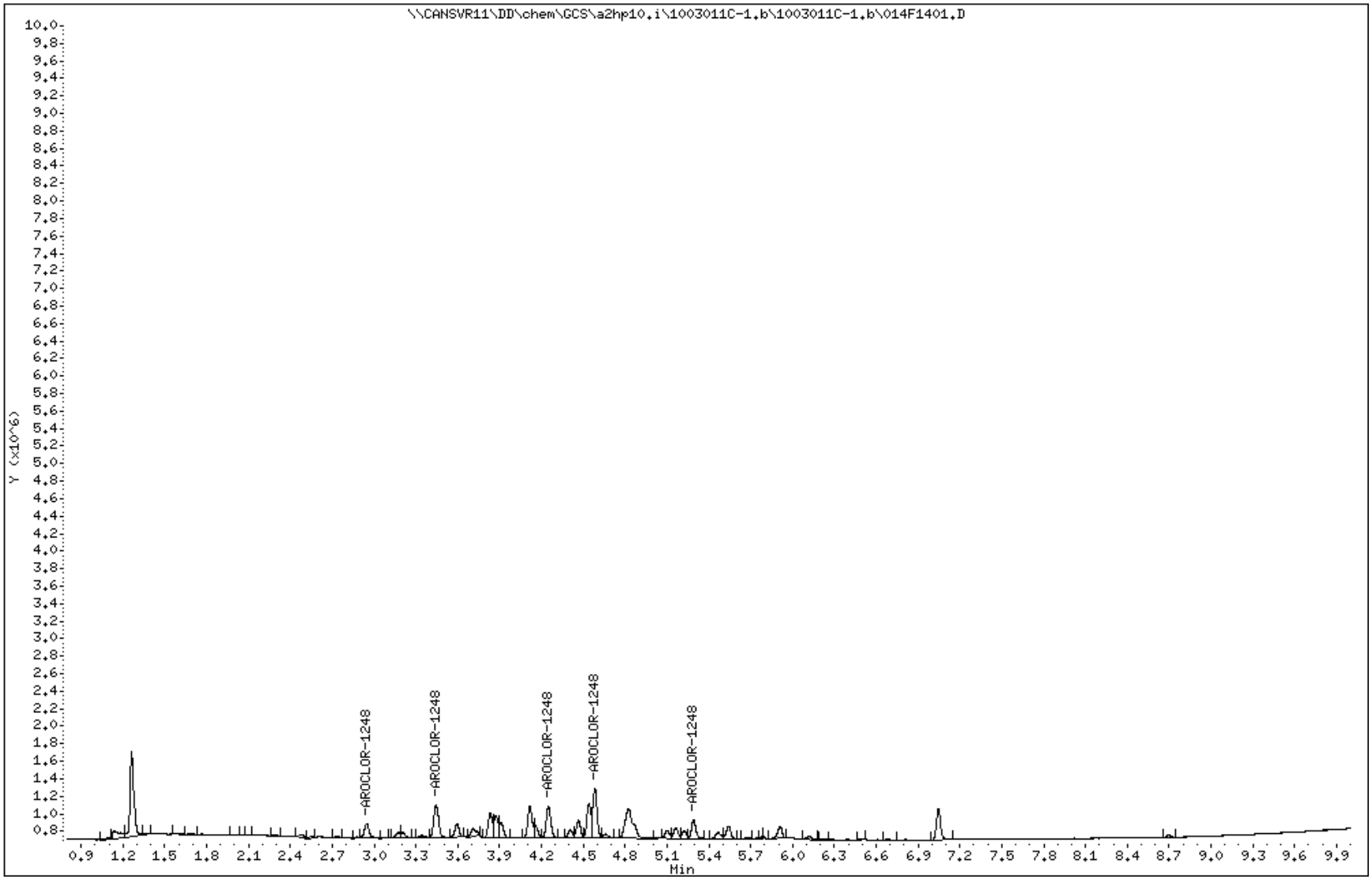

Data File Name: 014F1401.D
Inj. Date and Time: 01-MAR-2010 10:54
Instrument ID: a2hp10.i
Client ID:
Compound Name: AROCLOR-1248
CAS #: 12672-29-6
Report Date: 03/02/2010

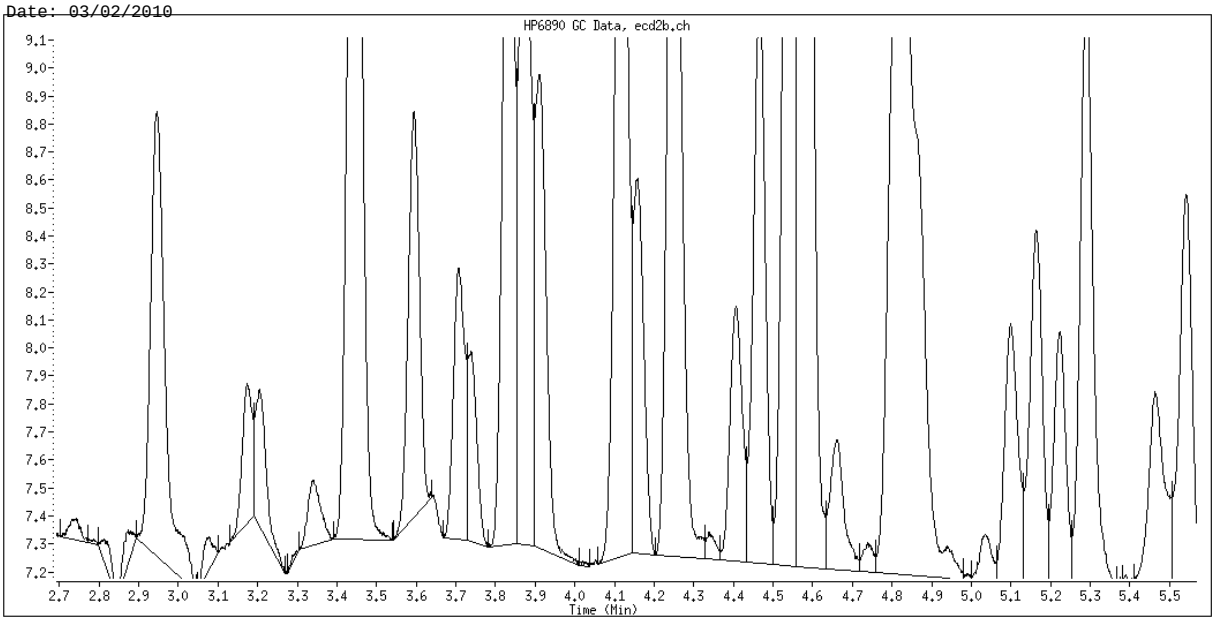

Original Integration

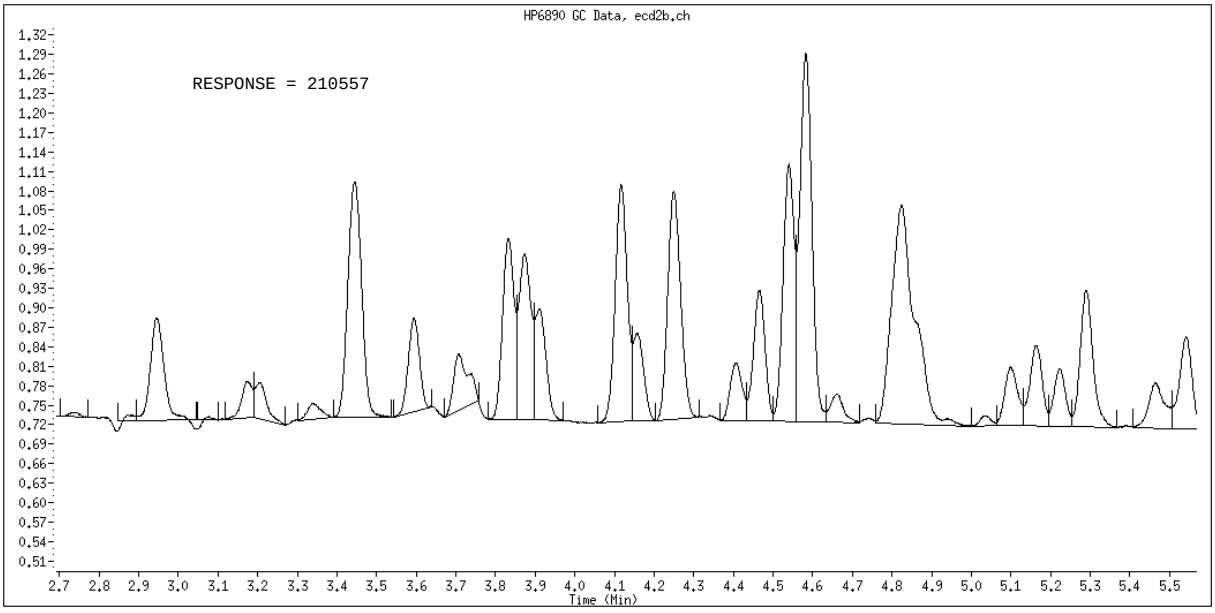

Manual Integration

Manually Integrated By: hassl
Manual Integration Reason: Baseline Event

Data File: 015F1501.D
Report Date: 02-Mar-2010 07:07

TestAmerica North Canton

PCB 8082/608

Data file : \\CANSVR11\DD\chem\GCS\a2hp10.i\1003011C-1.b\1003011C-1.b\015F1501.D
Lab Smp Id: 1248
Inj Date : 01-MAR-2010 11:09
Operator : Inst ID: a2hp10.i
Smp Info : 1248,,1,2
Misc Info : 3-AR1248.SUB
Comment :
Method : \\CANSVR11\DD\chem\GCS\a2hp10.i\1003011C-1.b\PCB10.m\PCB10R.m
Meth Date : 02-Mar-2010 07:05 hassl Quant Type: ESTD
Cal Date : 20-JAN-2010 00:24 Cal File: 039F3901.D
Als bottle: 15 Calibration Sample, Level: 2
Dil Factor: 1.00000
Integrator: Falcon Compound Sublist: 3-AR1248.SUB
Target Version: 4.14 Sample Matrix: None
Processing Host: CANPMSV21

				AMOUNTS			
				CAL-AMT	ON-COL		
RT	EXP RT	DLT RT	RESPONSE	(ng)	(ng)	TARGET RANGE	RATIO
6 AROCLOR-1248					CAS #: 12672-29-6		
2.944	2.944	0.000	312192	0.10000	0.1160	75.00- 125.00	100.00(M)
3.444	3.444	0.000	723017	0.10000	0.1143	175.46- 292.43	231.59
4.249	4.249	0.000	698339	0.10000	0.1140	170.46- 284.09	223.69
4.582	4.582	0.000	1007664	0.10000	0.1155	237.66- 396.11	322.77
5.289	5.289	0.000	406958	0.10000	0.1109	104.25- 173.75	130.36
		Average of Peak Amounts =			0.11414		

QC Flag Legend

M - Compound response manually integrated.

Data File: \\CANSVR11\DD\chem\GCS\a2hp10.i\1003011C-1.b\1003011C-1.b\015F1501.D
Date : 01-MAR-2010 11:09
Client ID:
Instrument: a2hp10.i
Sample Info: 1248,,1,2
Operator:
Column phase: restek pest clpII
Column diameter: 0.53

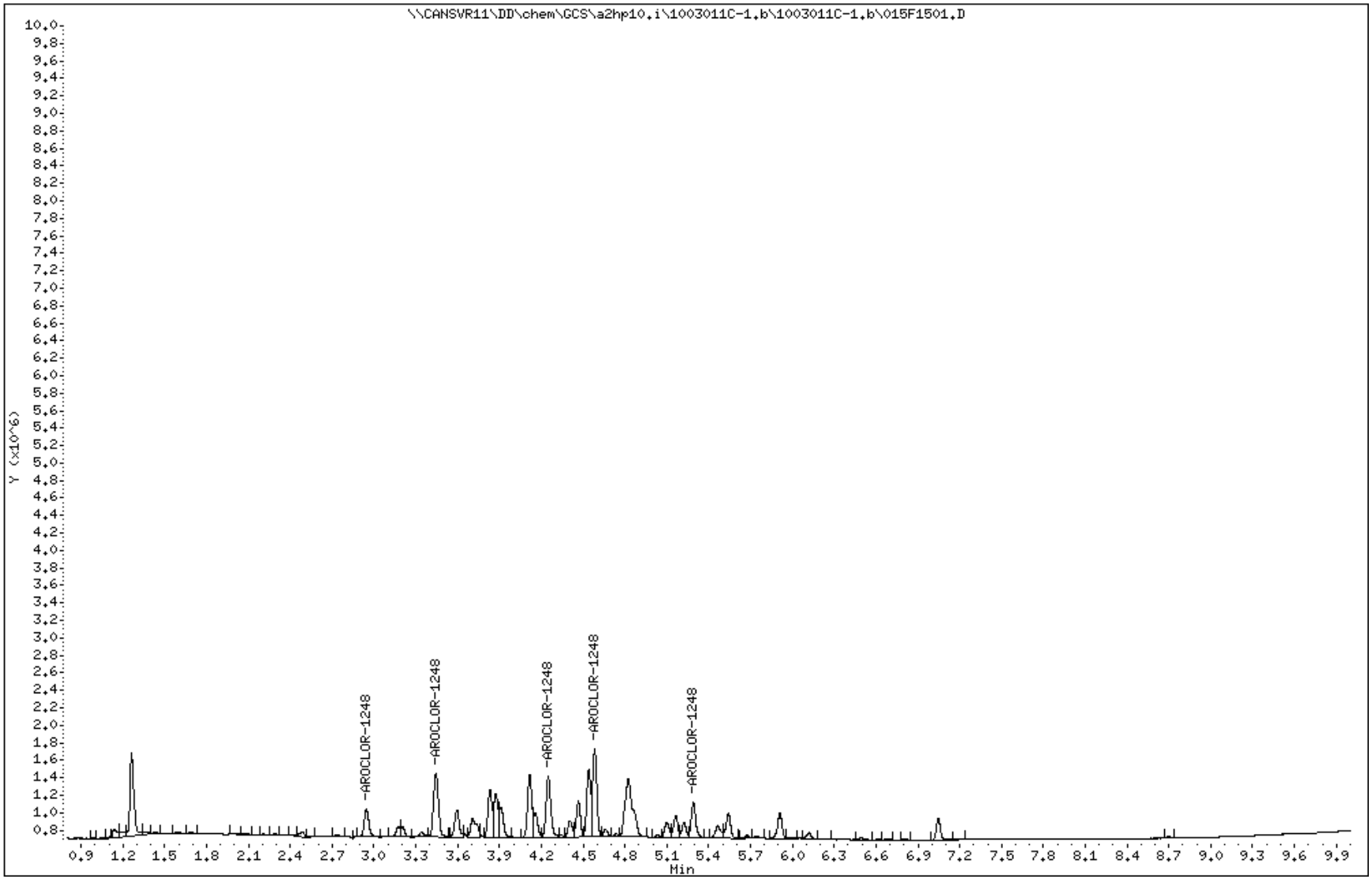

Data File Name: 015F1501.D
Inj. Date and Time: 01-MAR-2010 11:09
Instrument ID: a2hp10.i
Client ID:
Compound Name: AROCLOR-1248
CAS #: 12672-29-6
Report Date: 03/02/2010

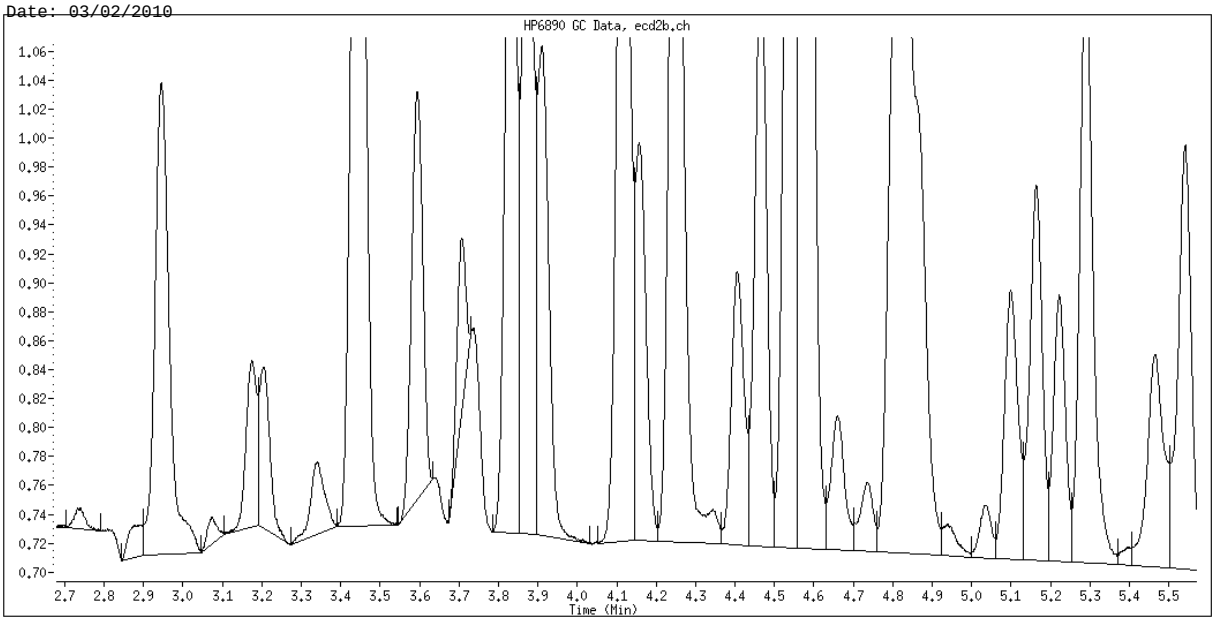

Original Integration

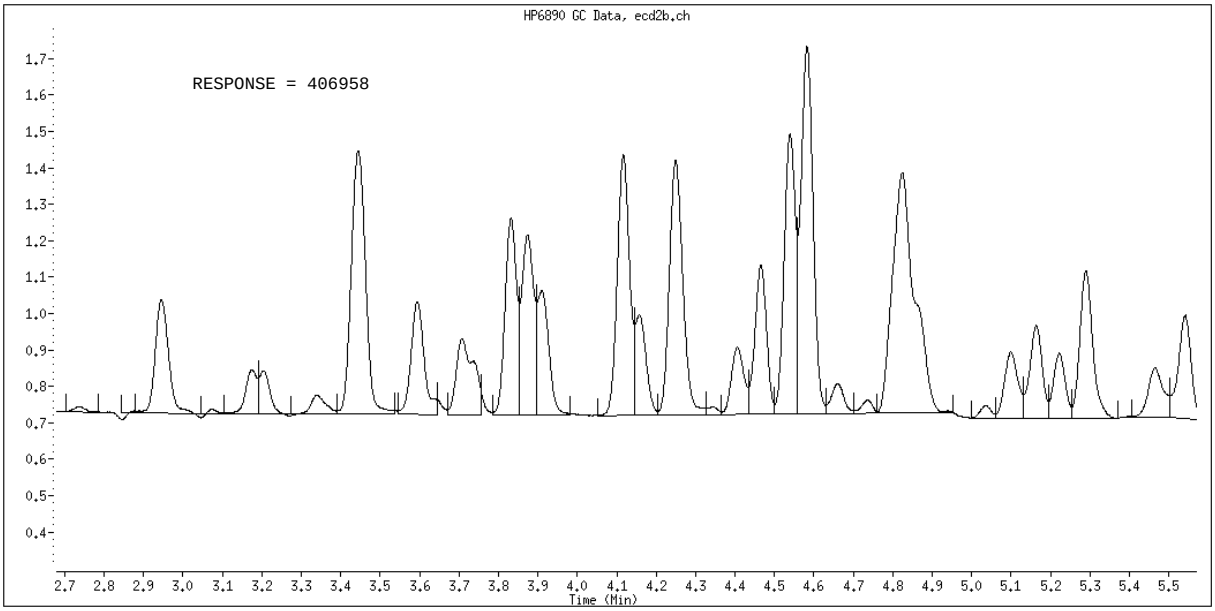

Manual Integration

Manually Integrated By: hassl
Manual Integration Reason: Baseline Event

Data File: 016F1601.D
Report Date: 02-Mar-2010 07:11

TestAmerica North Canton

PCB 8082/608

Data file : \\CANSVR11\DD\chem\GCS\a2hp10.i\1003011C-1.b\1003011C-1.b\016F1601.D
Lab Smp Id: 1248
Inj Date : 01-MAR-2010 11:25
Operator : Inst ID: a2hp10.i
Smp Info : 1248,,1,3
Misc Info : 3-AR1248.SUB
Comment :
Method : \\CANSVR11\DD\chem\GCS\a2hp10.i\1003011C-1.b\PCB10.m\PCB10R.m
Meth Date : 02-Mar-2010 07:09 hassl Quant Type: ESTD
Cal Date : 20-JAN-2010 00:39 Cal File: 040F4001.D
Als bottle: 16 Calibration Sample, Level: 3
Dil Factor: 1.00000
Integrator: Falcon Compound Sublist: 3-AR1248.SUB
Target Version: 4.14 Sample Matrix: None
Processing Host: CANPMSV21

				AMOUNTS			
				CAL-AMT	ON-COL		
RT	EXP RT	DLT RT	RESPONSE	(ng)	(ng)	TARGET RANGE	RATIO
6 AROCLOR-1248					CAS #: 12672-29-6		
2.945	2.945	0.000	579809	0.20000	0.2161	75.00- 125.00	100.00(M)
3.444	3.444	0.000	1331835	0.20000	0.2101	172.28- 287.13	229.70
4.250	4.250	0.000	1287004	0.20000	0.2096	166.48- 277.46	221.97
4.583	4.583	0.000	1810731	0.20000	0.2073	234.22- 390.37	312.30
5.290	5.290	0.000	776921	0.20000	0.2110	100.50- 167.50	134.00
Average of Peak Amounts =					0.21082		

QC Flag Legend

M - Compound response manually integrated.

Data File: \\CANSVR11\DD\chem\GCS\a2hp10.i\1003011C-1.b\1003011C-1.b\016F1601.D
Date : 01-MAR-2010 11:25
Client ID:
Instrument: a2hp10.i
Sample Info: 1248,,1,3
Operator:
Column phase: restek pest clpII
Column diameter: 0.53

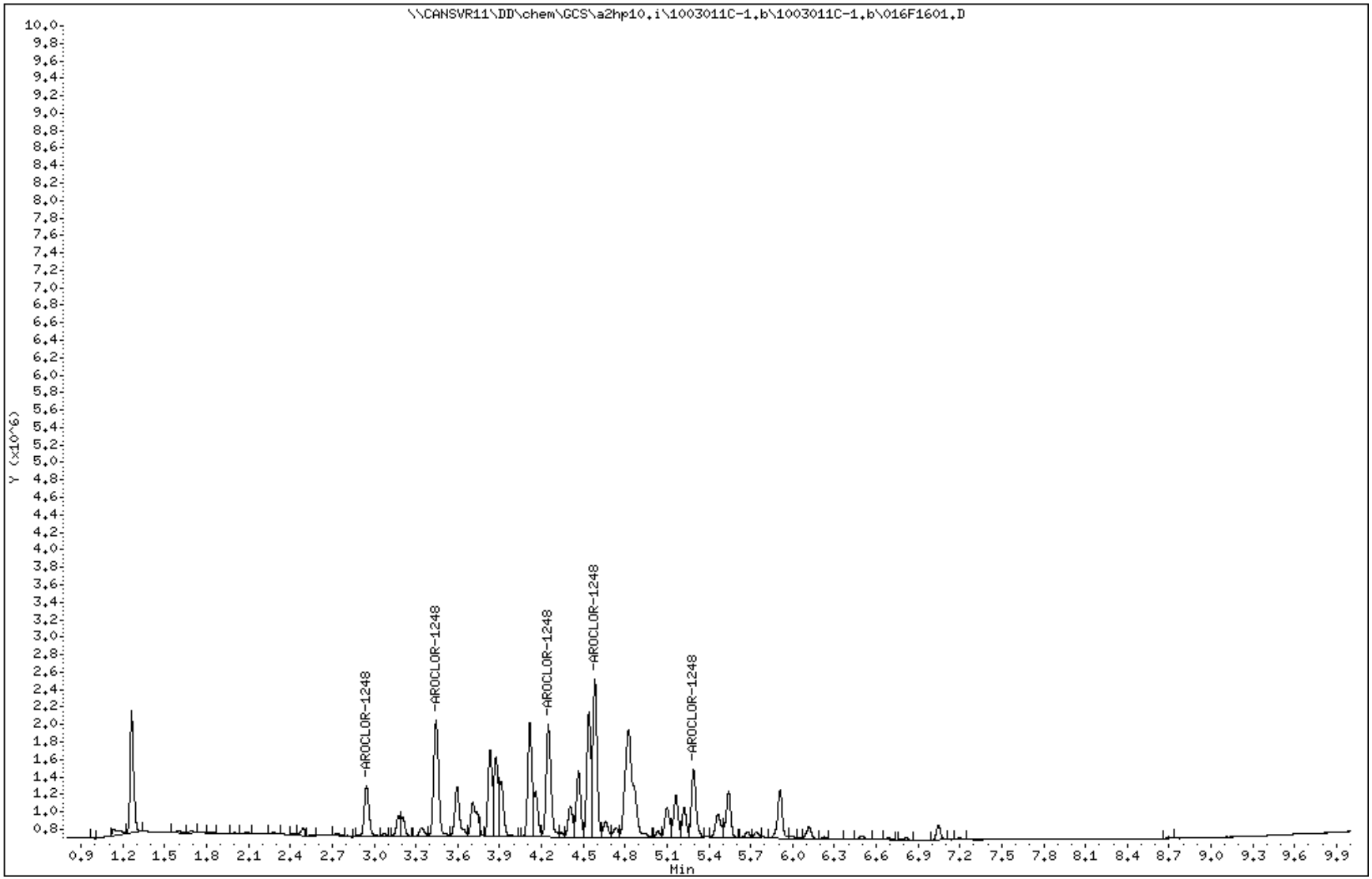

Data File Name: 016F1601.D
Inj. Date and Time: 01-MAR-2010 11:25
Instrument ID: a2hp10.i
Client ID:
Compound Name: AROCLOR-1248
CAS #: 12672-29-6
Report Date: 03/02/2010

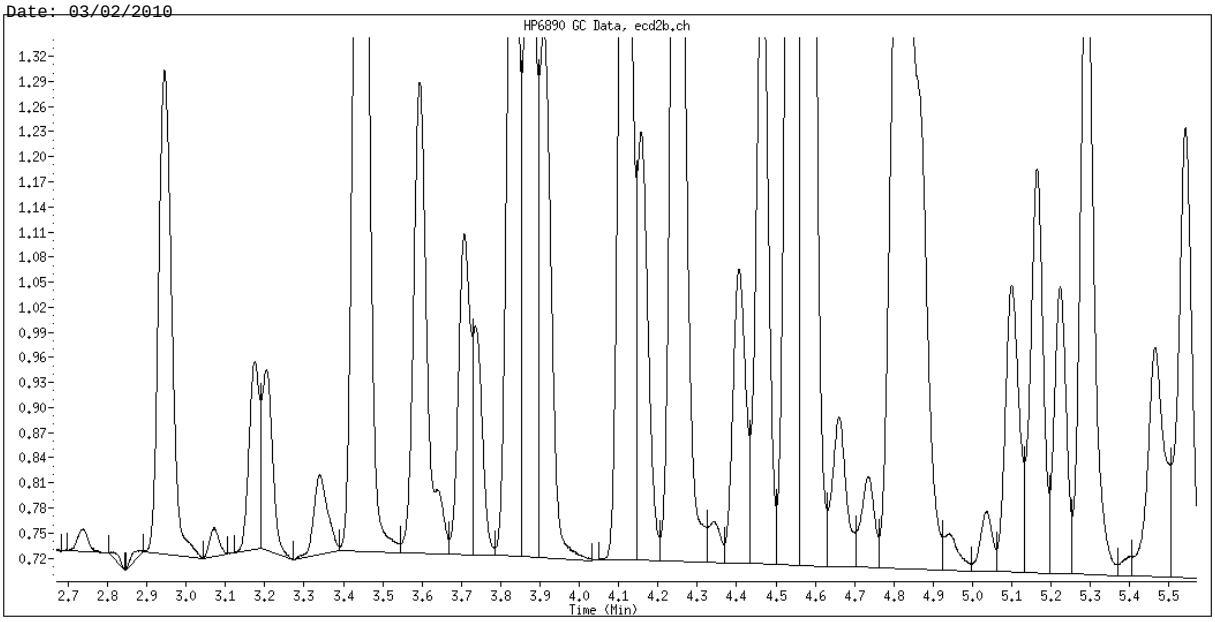

Original Integration

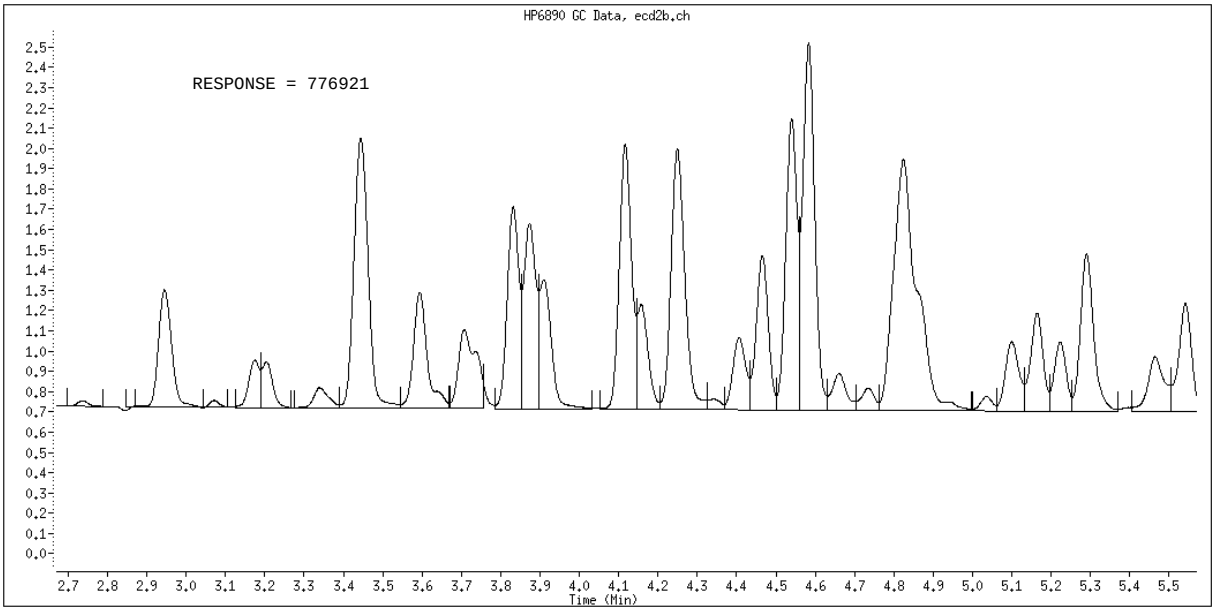

Manual Integration

Manually Integrated By: hassl
Manual Integration Reason: Baseline Event

Data File: 017F1701.D
Report Date: 02-Mar-2010 07:04

TestAmerica North Canton

PCB 8082/608

Data file : \\CANSVR11\DD\chem\GCS\a2hp10.i\1003011C-1.b\1003011C-1.b\017F1701.D
Lab Smp Id: 1248
Inj Date : 01-MAR-2010 11:40
Operator : Inst ID: a2hp10.i
Smp Info : 1248,,1,4
Misc Info : 3-AR1248.SUB
Comment :
Method : \\CANSVR11\DD\chem\GCS\a2hp10.i\1003011C-1.b\PCB10.m\PCB10R.m
Meth Date : 02-Mar-2010 07:04 hassl Quant Type: ESTD
Cal Date : 20-JAN-2010 00:54 Cal File: 041F4101.D
Als bottle: 17 Calibration Sample, Level: 4
Dil Factor: 1.00000
Integrator: Falcon Compound Sublist: 3-AR1248.SUB
Target Version: 4.14 Sample Matrix: None
Processing Host: CANPMSV21

				AMOUNTS			
				CAL-AMT	ON-COL		
RT	EXP RT	DLT RT	RESPONSE	(ng)	(ng)	TARGET RANGE	RATIO
6 AROCLOR-1248					CAS #: 12672-29-6		
2.945	2.945	0.000	1276498	0.50000	0.6156	80.00- 120.00	100.00
3.444	3.444	0.000	2986244	0.50000	0.6460	175.46- 292.43	233.94
4.249	4.249	0.000	2901153	0.50000	0.5605	170.46- 284.09	227.27
4.583	4.583	0.000	4045039	0.50000	0.4942	237.66- 396.11	316.89
5.289	5.289	0.000	1774311	0.50000	0.5794	104.25- 173.75	139.00
		Average of Peak Amounts =			0.57914		

Data File: \\CANSVR11\DD\chem\GCS\a2hp10.i\1003011C-1.b\1003011C-1.b\017F1701.D
Date : 01-MAR-2010 11:40
Client ID:
Instrument: a2hp10.i
Sample Info: 1248,,1,4
Operator:
Column phase: restek pest clpII
Column diameter: 0.53

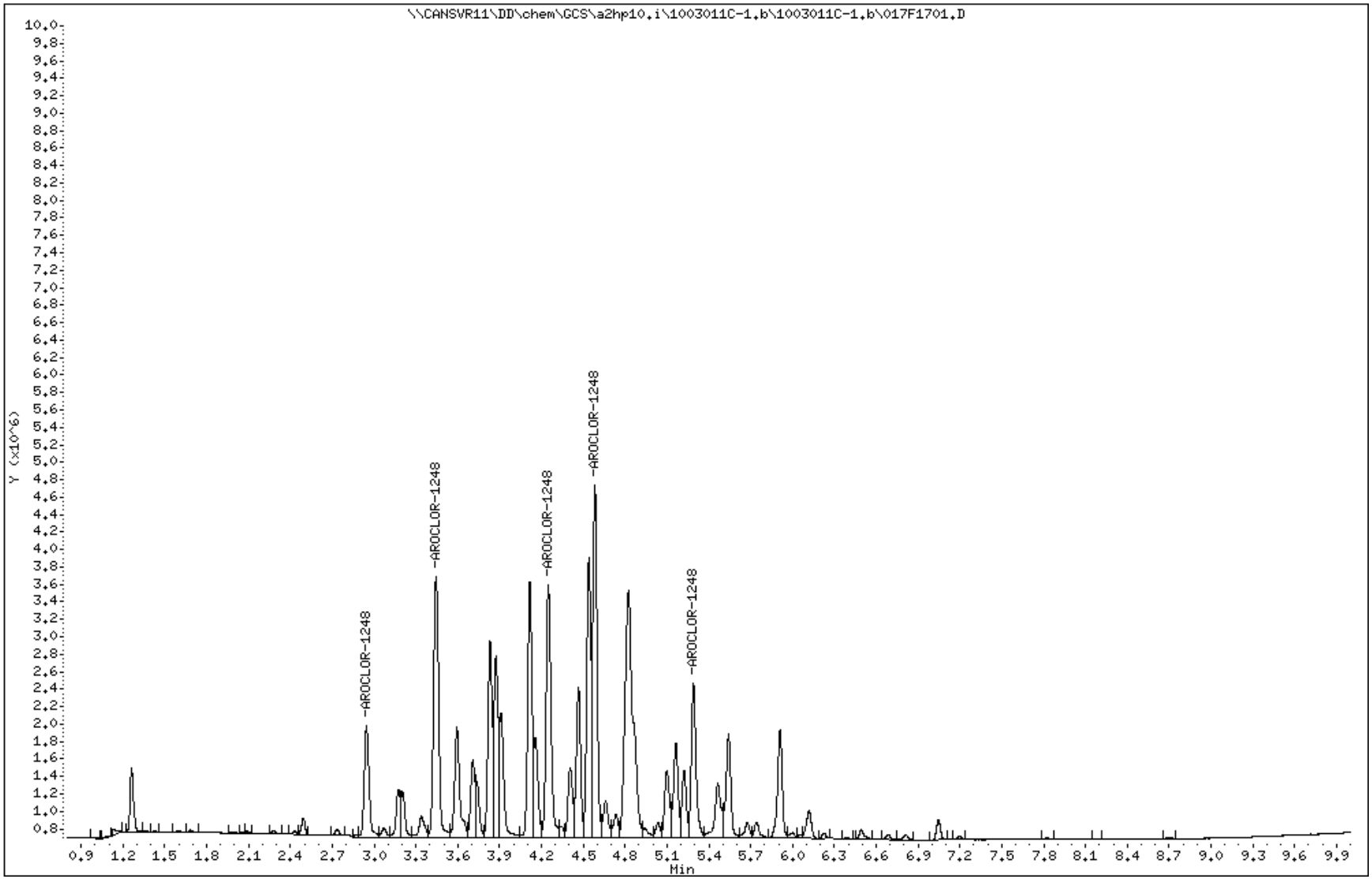

Data File: 018F1801.D
Report Date: 02-Mar-2010 07:04

TestAmerica North Canton

PCB 8082/608

Data file : \\CANSVR11\DD\chem\GCS\a2hp10.i\1003011C-1.b\1003011C-1.b\018F1801.D
Lab Smp Id: 1248
Inj Date : 01-MAR-2010 11:55
Operator : Inst ID: a2hp10.i
Smp Info : 1248,,1,5
Misc Info : 3-AR1248.SUB
Comment :
Method : \\CANSVR11\DD\chem\GCS\a2hp10.i\1003011C-1.b\PCB10.m\PCB10R.m
Meth Date : 02-Mar-2010 07:04 hassl Quant Type: ESTD
Cal Date : 20-JAN-2010 01:10 Cal File: 042F4201.D
Als bottle: 18 Calibration Sample, Level: 5
Dil Factor: 1.00000
Integrator: Falcon Compound Sublist: 3-AR1248.SUB
Target Version: 4.14 Sample Matrix: None
Processing Host: CANPMSV21

				AMOUNTS			
				CAL-AMT	ON-COL		
RT	EXP RT	DLT RT	RESPONSE	(ng)	(ng)	TARGET RANGE	RATIO
6 AROCLOR-1248					CAS #: 12672-29-6		
2.945	2.945	0.000	2309700	1.00000	0.9475	75.00- 125.00	100.00
3.444	3.444	0.000	5503392	1.00000	1.006	175.46- 292.43	238.27
4.249	4.249	0.000	5337203	1.00000	0.9467	170.46- 284.09	231.08
4.583	4.583	0.000	7186387	1.00000	0.8466	237.66- 396.11	311.14
5.289	5.289	0.000	3219366	1.00000	0.9569	104.25- 173.75	139.38
		Average of Peak Amounts =			0.94074		

Data File: \\CANSVR11\DD\chem\GCS\a2hp10.i\1003011C-1.b\1003011C-1.b\018F1801.D
Date : 01-MAR-2010 11:55
Client ID:
Instrument: a2hp10.i
Sample Info: 1248,,1,5
Operator:
Column phase: restek pest clpII
Column diameter: 0.53

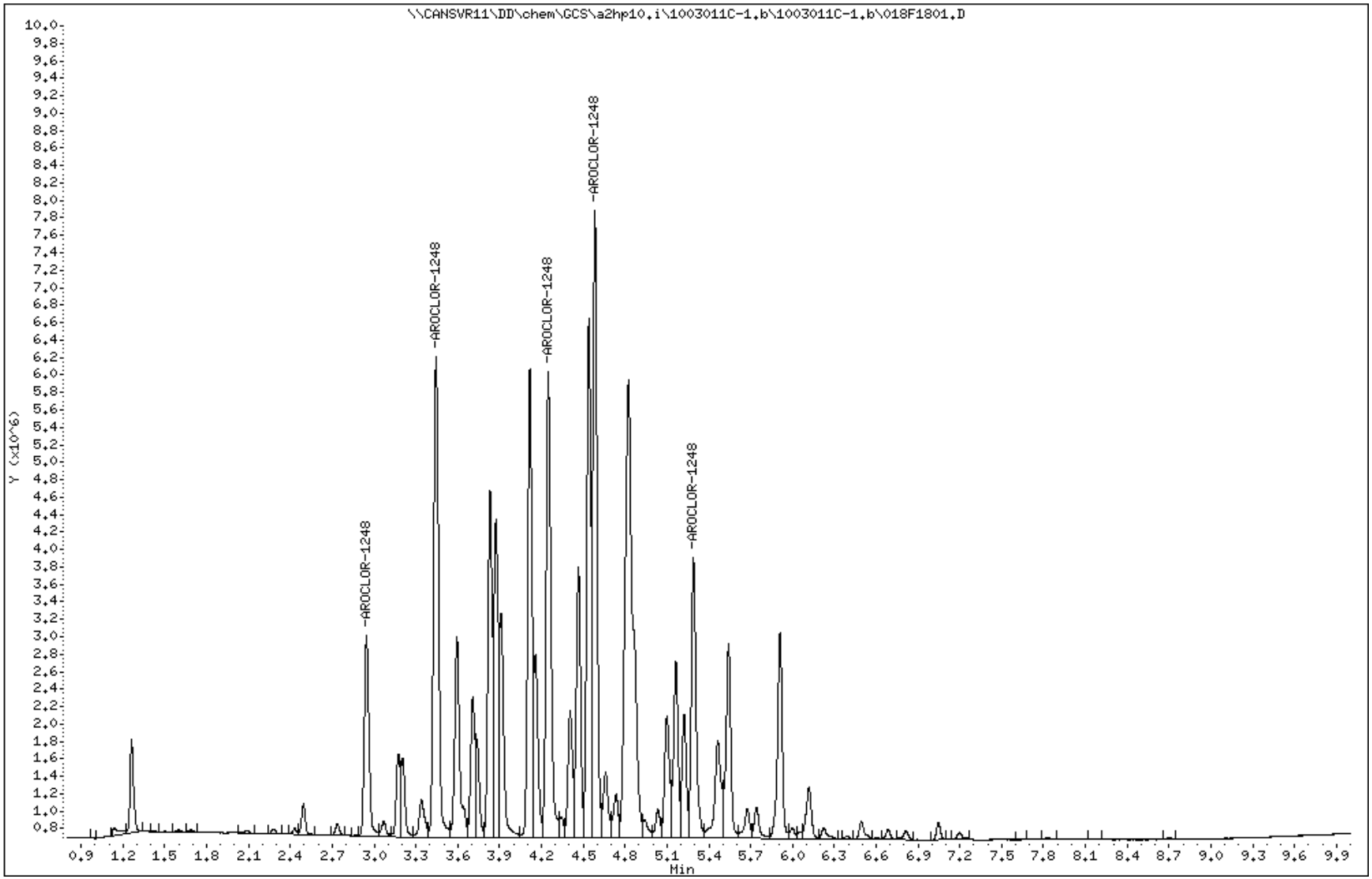

Data File: 019F1901.D
Report Date: 02-Mar-2010 07:04

TestAmerica North Canton

PCB 8082/608

Data file : \\CANSVR11\DD\chem\GCS\a2hp10.i\1003011C-1.b\1003011C-1.b\019F1901.D
Lab Smp Id: 1248
Inj Date : 01-MAR-2010 12:10
Operator : Inst ID: a2hp10.i
Smp Info : 1248,,1,6
Misc Info : 3-AR1248.SUB
Comment :
Method : \\CANSVR11\DD\chem\GCS\a2hp10.i\1003011C-1.b\PCB10.m\PCB10R.m
Meth Date : 02-Mar-2010 07:04 hassl Quant Type: ESTD
Cal Date : 20-JAN-2010 01:25 Cal File: 043F4301.D
Als bottle: 19 Calibration Sample, Level: 6
Dil Factor: 1.00000
Integrator: Falcon Compound Sublist: 3-AR1248.SUB
Target Version: 4.14 Sample Matrix: None
Processing Host: CANPMSV21

				AMOUNTS			
				CAL-AMT	ON-COL		
RT	EXP RT	DLT RT	RESPONSE	(ng)	(ng)	TARGET RANGE	RATIO
6 AROCLOR-1248					CAS #: 12672-29-6		
2.945	2.945	0.000	4139449	2.00000	1.498	75.00- 125.00	100.00
3.445	3.445	0.000	10842859	2.00000	1.718	175.46- 292.43	261.94
4.249	4.249	0.000	10540051	2.00000	1.720	170.46- 284.09	254.62
4.584	4.584	0.000	13284310	2.00000	1.523	237.66- 396.11	320.92
5.290	5.290	0.000	6320885	2.00000	1.722	104.25- 173.75	152.70
		Average of Peak Amounts =			1.63620		

Data File: \\CANSVR11\DD\chem\GCS\a2hp10.i\1003011C-1.b\1003011C-1.b\019F1901.D
Date : 01-MAR-2010 12:10
Client ID:
Instrument: a2hp10.i
Sample Info: 1248,,1,6
Operator:
Column phase: restek pest clpII
Column diameter: 0.53

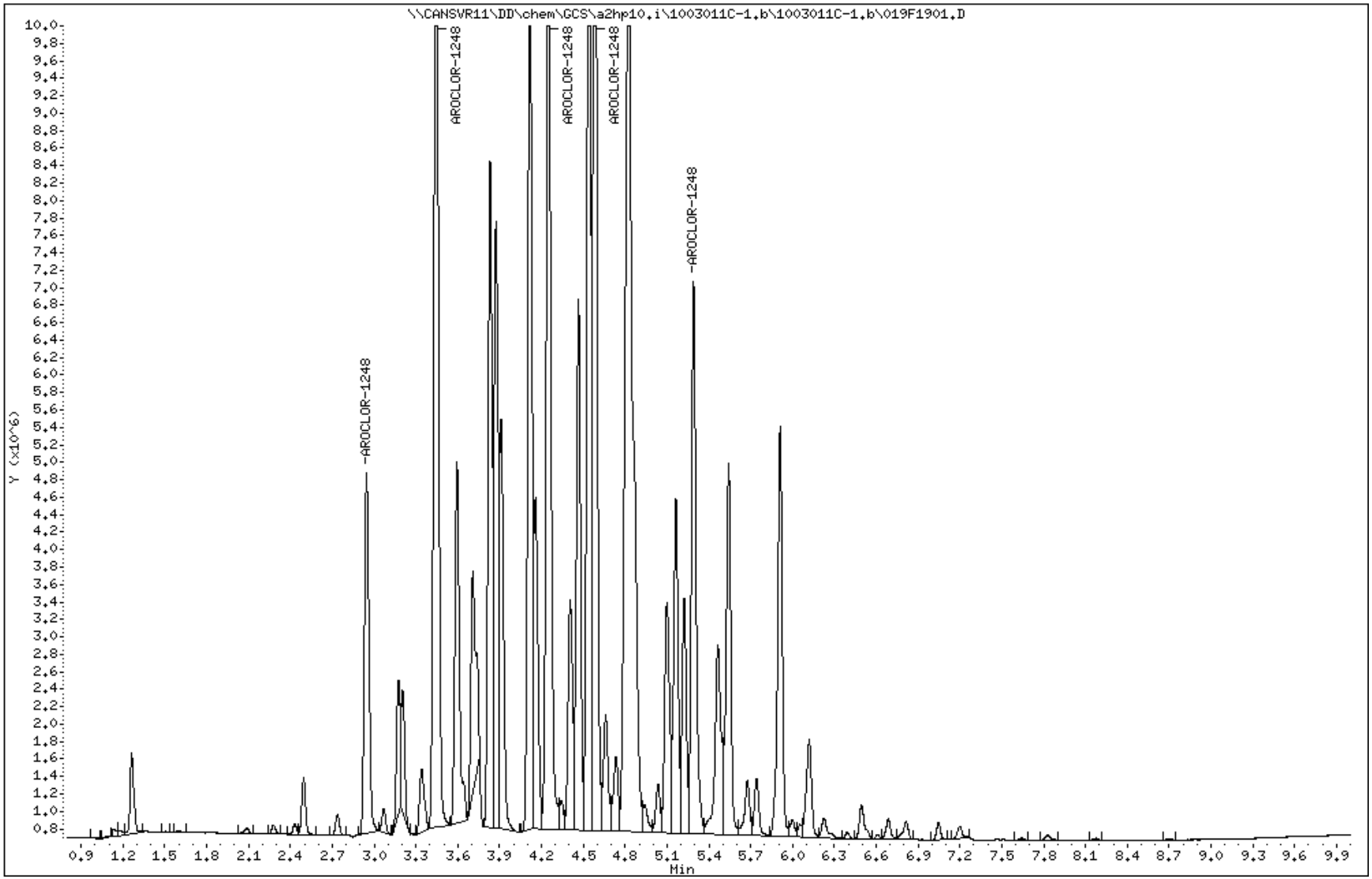

Data File: 020F2001.D
Report Date: 02-Mar-2010 07:04

TestAmerica North Canton

PCB 8082/608

Data file : \\CANSVR11\DD\chem\GCS\a2hp10.i\1003011C-1.b\1003011C-1.b\020F2001.D
Lab Smp Id: 2154
Inj Date : 01-MAR-2010 12:26
Operator : Inst ID: a2hp10.i
Smp Info : 2154,,1,1
Misc Info : 9-AR2154.SUB
Comment :
Method : \\CANSVR11\DD\chem\GCS\a2hp10.i\1003011C-1.b\PCB10.m\PCB10R.m
Meth Date : 02-Mar-2010 07:04 hassl Quant Type: ESTD
Cal Date : 01-MAR-2010 16:59 Cal File: 038F3801.D
Als bottle: 20 Calibration Sample, Level: 1
Dil Factor: 1.00000
Integrator: Falcon Compound Sublist: 9-AR2154.SUB
Target Version: 4.14 Sample Matrix: None
Processing Host: CANPMSV21

				AMOUNTS			
				CAL-AMT	ON-COL		
RT	EXP RT	DLT RT	RESPONSE	(ng)	(ng)	TARGET RANGE	RATIO
7 AROCLOR-1254					CAS #: 11097-69-1		
4.579	4.579	0.000	403927	0.05000	0.1824	75.00- 125.00	100.00
4.799	4.799	0.000	425924	0.05000	0.1119	43.25- 72.09	105.45
5.289	5.289	0.000	611785	0.05000	0.2162	1064.54-1774.23	151.46
5.541	5.541	0.000	422045	0.05000	0.09015	5214.48-8690.80	104.49
6.119	6.119	0.000	473209	0.05000	0.07225	3752.97-6254.96	117.15
		Average of Peak Amounts =			0.13458		
2 AROCLOR-1221					CAS #: 11104-28-2		
2.278	2.278	0.000	274971	0.05000	0.05000	75.00- 125.00	100.00
2.430	2.430	0.000	189363	0.05000	0.05000	49.08- 81.80	68.87
2.494	2.494	0.000	579821	0.05000	0.05000	172.93- 288.21	210.87
		Average of Peak Amounts =			0.05000		

Data File: \\CANSVR11\DD\chem\GCS\a2hp10.i\1003011C-1.b\1003011C-1.b\020F2001.D
Date : 01-MAR-2010 12:26
Client ID:
Instrument: a2hp10.i
Sample Info: 2154,,1,1
Operator:
Column phase: restek pest clpII
Column diameter: 0.53

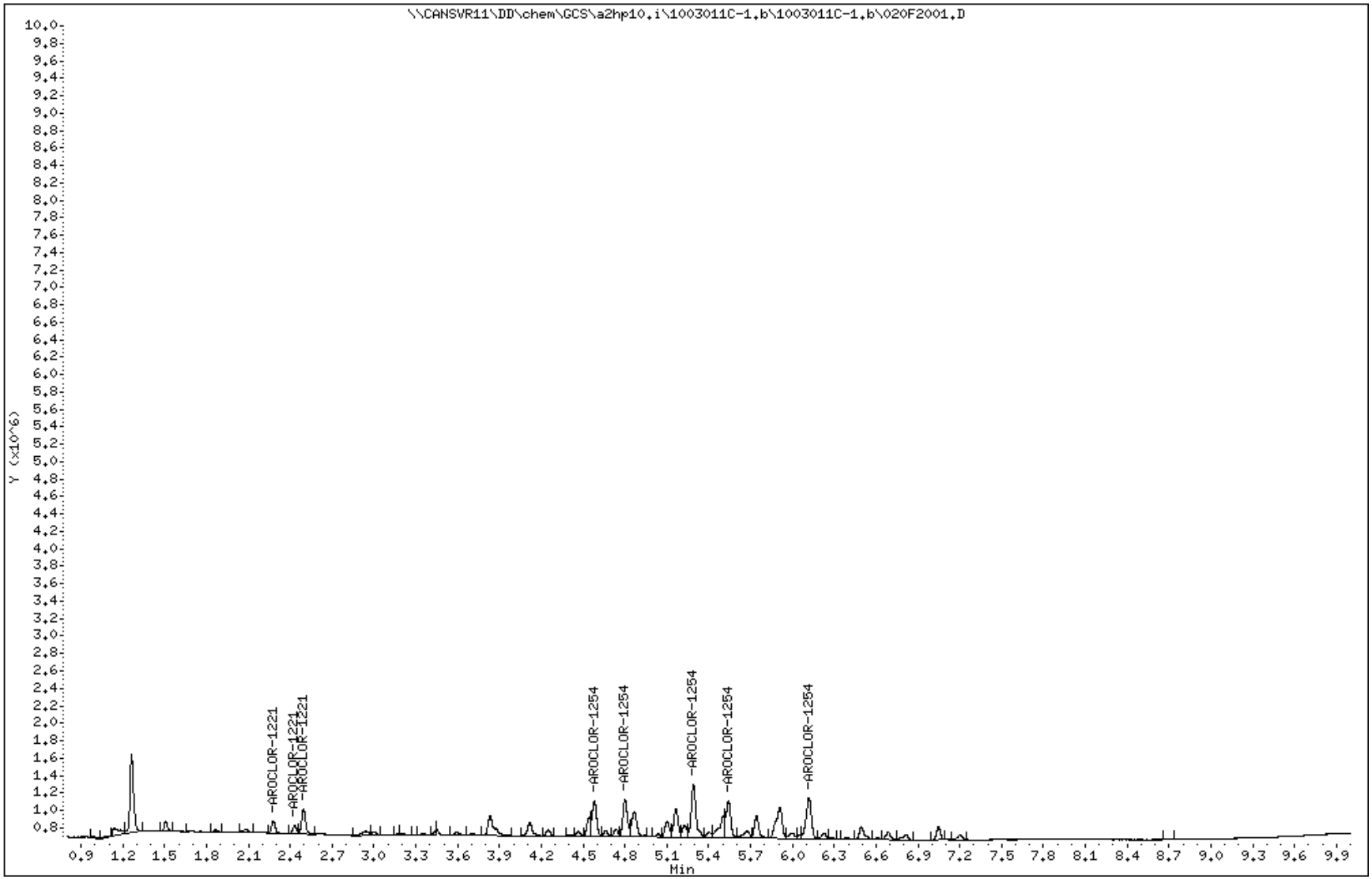

Data File: 021F2101.D
Report Date: 02-Mar-2010 07:04

TestAmerica North Canton

PCB 8082/608

Data file : \\CANSVR11\DD\chem\GCS\a2hp10.i\1003011C-1.b\1003011C-1.b\021F2101.D
Lab Smp Id: 2154
Inj Date : 01-MAR-2010 12:41
Operator : Inst ID: a2hp10.i
Smp Info : 2154,,1,2
Misc Info : 9-AR2154.SUB
Comment :
Method : \\CANSVR11\DD\chem\GCS\a2hp10.i\1003011C-1.b\PCB10.m\PCB10R.m
Meth Date : 02-Mar-2010 07:04 hassl Quant Type: ESTD
Cal Date : 20-JAN-2010 00:24 Cal File: 039F3901.D
Als bottle: 21 Calibration Sample, Level: 2
Dil Factor: 1.00000
Integrator: Falcon Compound Sublist: 9-AR2154.SUB
Target Version: 4.14 Sample Matrix: None
Processing Host: CANPMSV21

				AMOUNTS			
				CAL-AMT	ON-COL		
RT	EXP RT	DLT RT	RESPONSE	(ng)	(ng)	TARGET RANGE	RATIO
7 AROCLOR-1254					CAS #: 11097-69-1		
4.579	4.579	0.000	797548	0.10000	0.2389	75.00- 125.00	100.00
4.799	4.799	0.000	793426	0.10000	0.1737	43.25- 72.09	99.48
5.289	5.289	0.000	1120118	0.10000	0.2478	1064.54-1774.23	140.45
5.541	5.541	0.000	777884	0.10000	0.1489	5214.48-8690.80	97.53
6.118	6.118	0.000	867943	0.10000	0.1260	3752.97-6254.96	108.83
		Average of Peak Amounts =			0.18706		
2 AROCLOR-1221					CAS #: 11104-28-2		
2.278	2.278	0.000	511607	0.10000	0.09639	75.00- 125.00	100.00
2.430	2.430	0.000	342891	0.10000	0.09503	49.08- 81.80	67.02
2.494	2.494	0.000	1136855	0.10000	0.09901	172.93- 288.21	222.21
		Average of Peak Amounts =			0.09681		

Data File: \\CANSVR11\DD\chem\GCS\a2hp10.i\1003011C-1.b\1003011C-1.b\021F2101.D
Date : 01-MAR-2010 12:41
Client ID:
Instrument: a2hp10.i
Sample Info: 2154,,1,2
Operator:
Column phase: restek pest clpII
Column diameter: 0.53

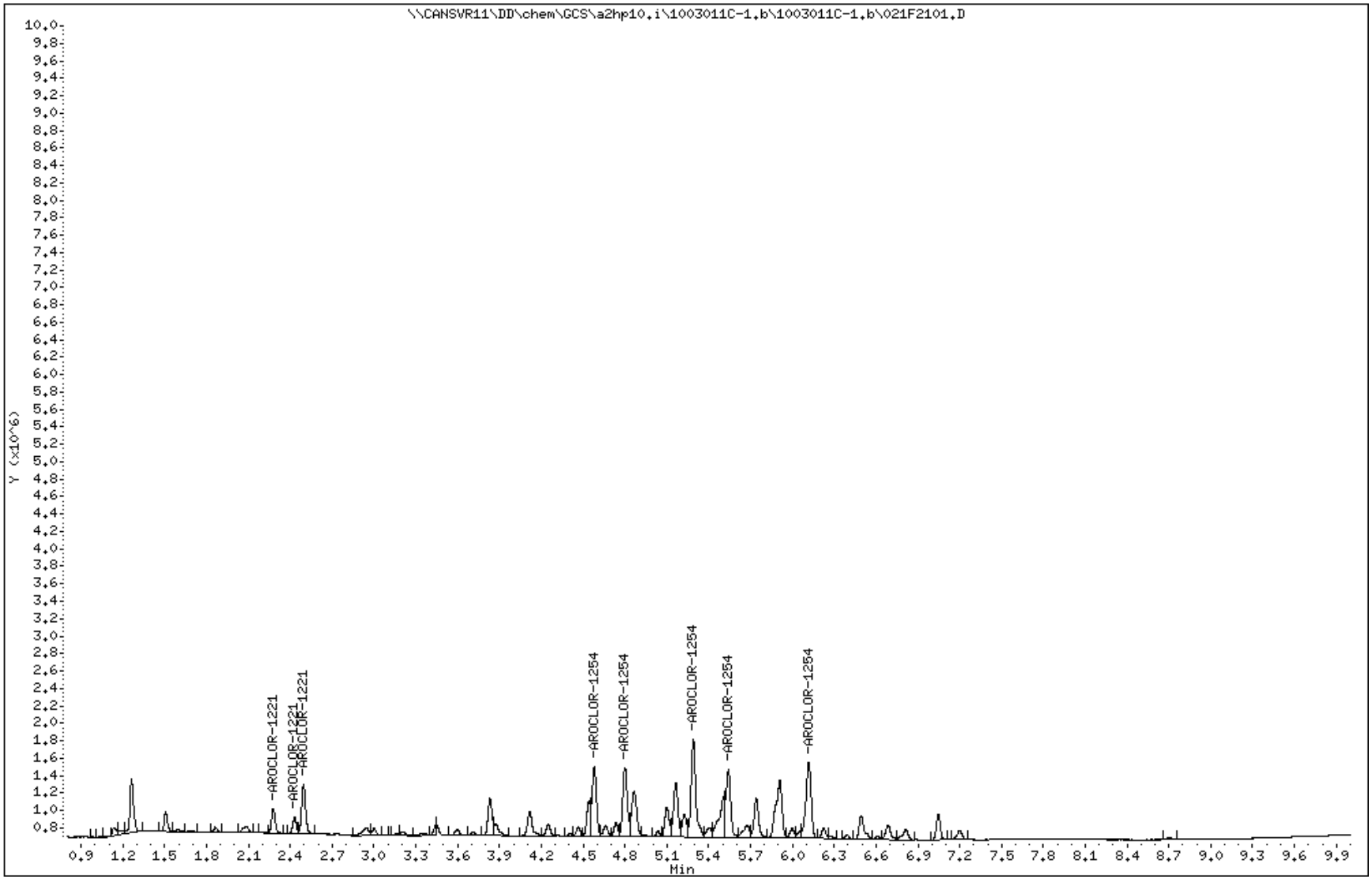

Data File: 022F2201.D
Report Date: 02-Mar-2010 07:08

TestAmerica North Canton

PCB 8082/608

Data file : \\CANSVR11\DD\chem\GCS\a2hp10.i\1003011C-1.b\1003011C-1.b\022F2201.D
Lab Smp Id: 2154
Inj Date : 01-MAR-2010 12:56
Operator : Inst ID: a2hp10.i
Smp Info : 2154,,1,3
Misc Info : 9-AR2154.SUB
Comment :
Method : \\CANSVR11\DD\chem\GCS\a2hp10.i\1003011C-1.b\PCB10.m\PCB10R.m
Meth Date : 02-Mar-2010 07:05 hassl Quant Type: ESTD
Cal Date : 20-JAN-2010 00:39 Cal File: 040F4001.D
Als bottle: 22 Calibration Sample, Level: 3
Dil Factor: 1.00000
Integrator: Falcon Compound Sublist: 9-AR2154.SUB
Target Version: 4.14 Sample Matrix: None
Processing Host: CANPMSV21

				AMOUNTS			
				CAL-AMT	ON-COL		
RT	EXP RT	DLT RT	RESPONSE	(ng)	(ng)	TARGET RANGE	RATIO
7 AROCLOR-1254					CAS #: 11097-69-1		
4.579	4.579	0.000	1400341	0.20000	0.2068	75.00- 125.00	100.00
4.799	4.799	0.000	1464886	0.20000	0.2056	78.46- 130.76	104.61
5.290	5.290	0.000	2135890	0.20000	0.2052	114.39- 190.66	152.53
5.541	5.541	0.000	1463043	0.20000	0.2052	78.36- 130.60	104.48
6.117	6.117	0.000	1662662	0.20000	0.2060	89.05- 148.42	118.73
		Average of Peak Amounts =			0.20576		
2 AROCLOR-1221					CAS #: 11104-28-2		
2.277	2.277	0.000	952804	0.20000	0.2108	75.00- 125.00	100.00(M)
2.430	2.430	0.000	622303	0.20000	0.2077	48.98- 81.64	33.56
2.494	2.494	0.000	2071626	0.20000	0.2102	163.07- 271.78	217.42
		Average of Peak Amounts =			0.20957		

QC Flag Legend

M - Compound response manually integrated.

Data File: \\CANSVR11\DD\chem\GCS\a2hp10.i\1003011C-1.b\1003011C-1.b\022F2201.D
Date : 01-MAR-2010 12:56
Client ID:
Instrument: a2hp10.i
Sample Info: 2154,,1,3
Operator:
Column phase: restek pest clpII
Column diameter: 0.53

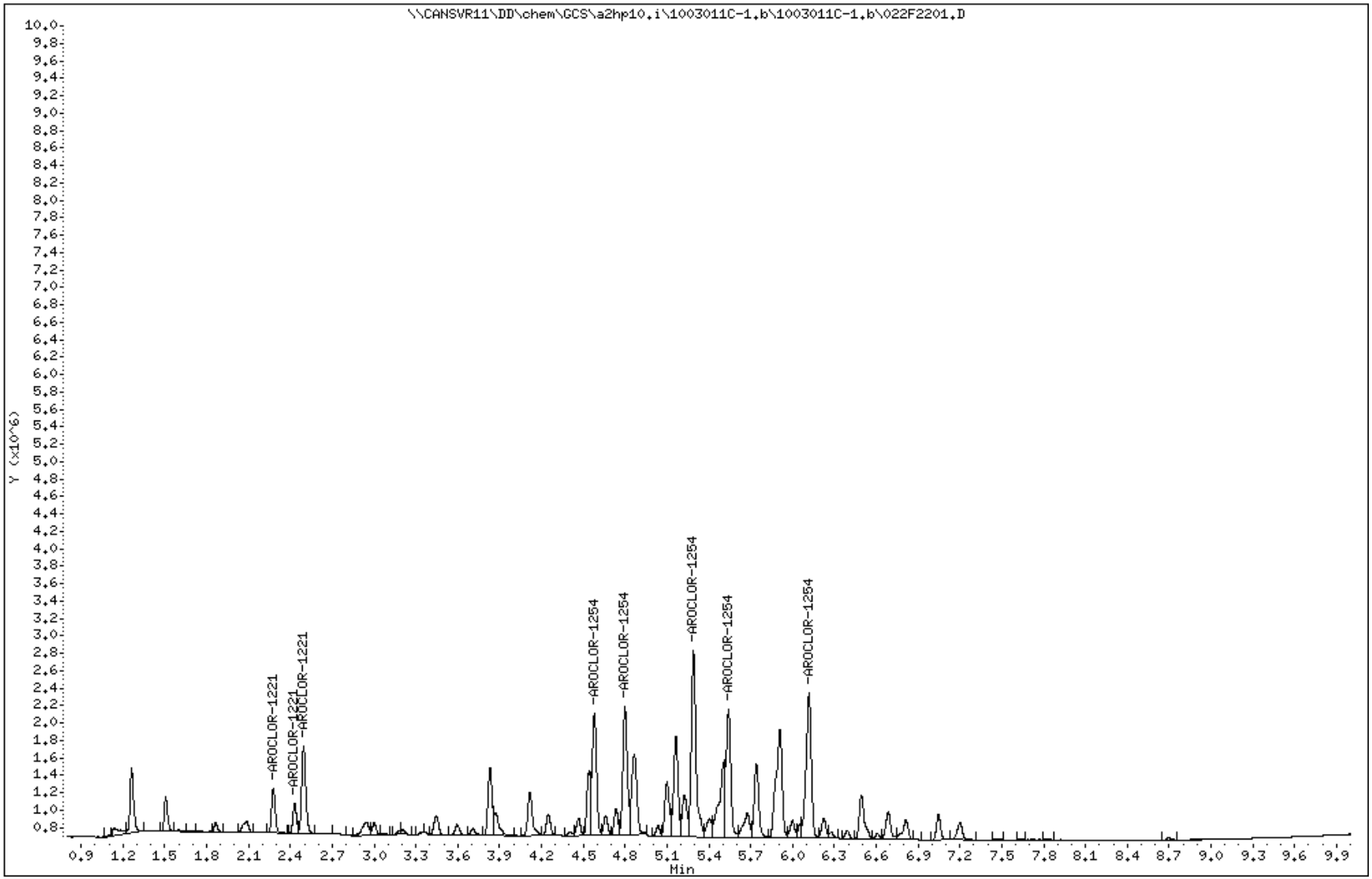

Data File Name: 022F2201.D
Inj. Date and Time: 01-MAR-2010 12:56
Instrument ID: a2hp10.i
Client ID:
Compound Name: AROCLOR-1221
CAS #: 11104-28-2
Report Date: 03/02/2010

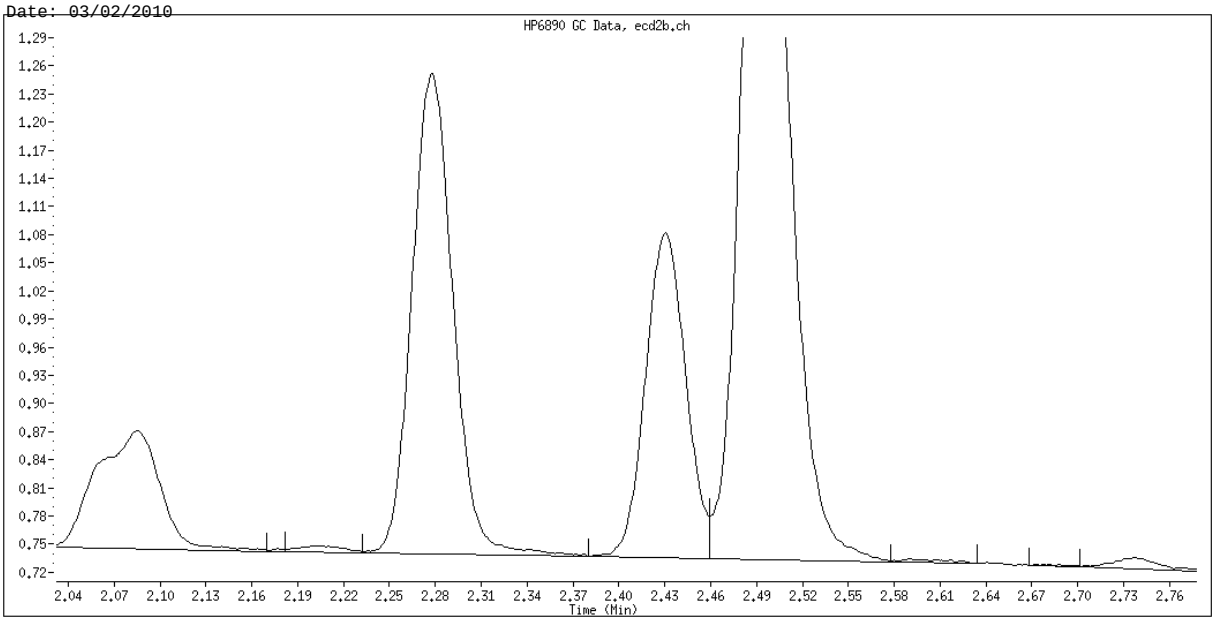

Original Integration

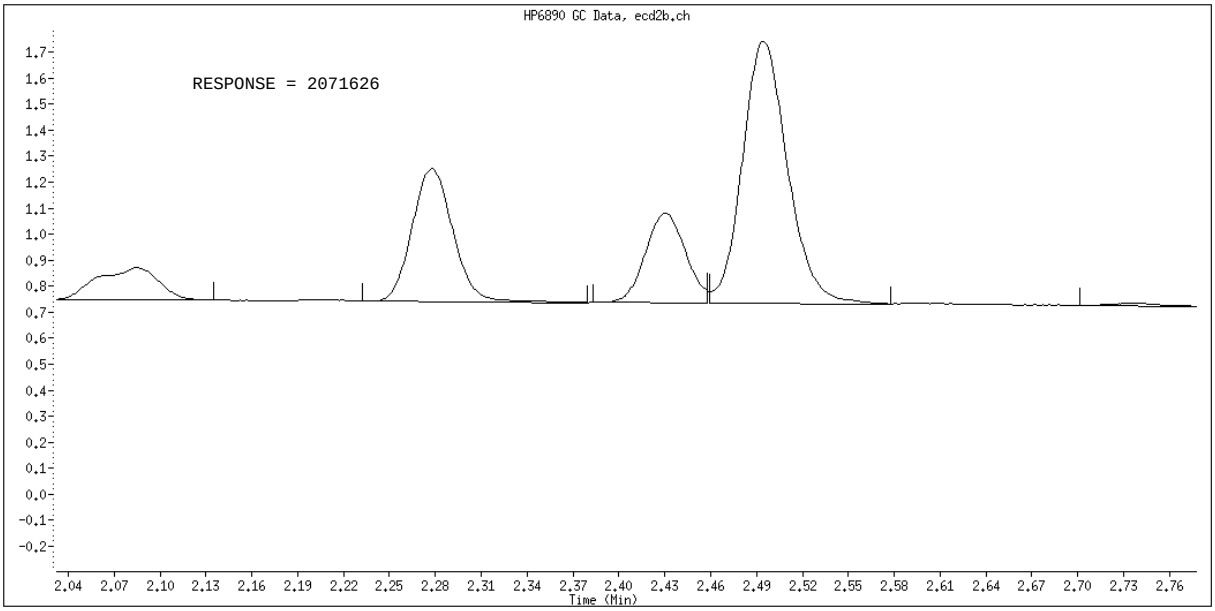

Manual Integration

Manually Integrated By: hassl
Manual Integration Reason: Split Peak

Data File: 023F2301.D
Report Date: 02-Mar-2010 07:04

TestAmerica North Canton

PCB 8082/608

Data file : \\CANSVR11\DD\chem\GCS\a2hp10.i\1003011C-1.b\1003011C-1.b\023F2301.D
Lab Smp Id: 2154
Inj Date : 01-MAR-2010 13:11
Operator : Inst ID: a2hp10.i
Smp Info : 2154,,1,4
Misc Info : 9-AR2154.SUB
Comment :
Method : \\CANSVR11\DD\chem\GCS\a2hp10.i\1003011C-1.b\PCB10.m\PCB10R.m
Meth Date : 02-Mar-2010 07:04 hassl Quant Type: ESTD
Cal Date : 20-JAN-2010 00:54 Cal File: 041F4101.D
Als bottle: 23 Calibration Sample, Level: 4
Dil Factor: 1.00000
Integrator: Falcon Compound Sublist: 9-AR2154.SUB
Target Version: 4.14 Sample Matrix: None
Processing Host: CANPMSV21

				AMOUNTS			
				CAL-AMT	ON-COL		
RT	EXP RT	DLT RT	RESPONSE	(ng)	(ng)	TARGET RANGE	RATIO
7 AROCLOR-1254					CAS #: 11097-69-1		
4.579	4.579	0.000	3002947	0.50000	0.5829	80.00- 120.00	100.00
4.798	4.798	0.000	3272129	0.50000	0.5552	81.72- 136.20	108.96
5.290	5.290	0.000	4782855	0.50000	0.6324	119.45- 199.09	159.27
5.540	5.540	0.000	3283699	0.50000	0.5300	82.01- 136.69	109.35
6.119	6.119	0.000	3744518	0.50000	0.4978	93.52- 155.87	124.69
Average of Peak Amounts =					0.55966		
2 AROCLOR-1221					CAS #: 11104-28-2		
2.278	2.278	0.000	2106851	0.50000	0.4301	80.00- 120.00	100.00
2.430	2.430	0.000	1377573	0.50000	0.4762	49.04- 81.73	65.39
2.495	2.495	0.000	4583930	0.50000	0.4315	163.18- 271.97	217.57
Average of Peak Amounts =					0.44593		

Data File: \\CANSVR11\DD\chem\GCS\a2hp10.i\1003011C-1.b\1003011C-1.b\023F2301.D
Date : 01-MAR-2010 13:11
Client ID:
Instrument: a2hp10.i
Sample Info: 2154,,1,4
Operator:
Column phase: restek pest clpII
Column diameter: 0.53

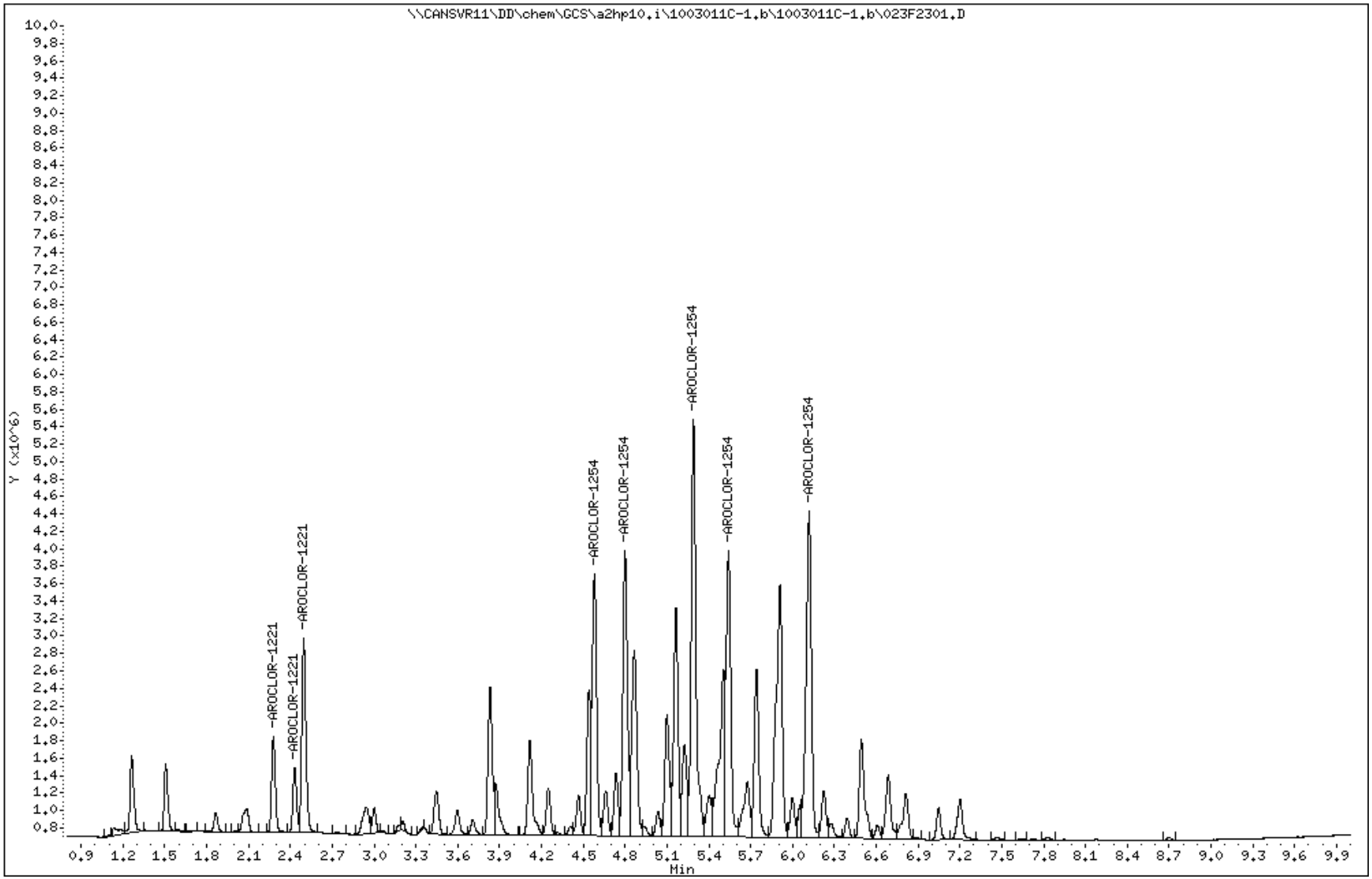

Data File: 024F2401.D
Report Date: 02-Mar-2010 07:04

TestAmerica North Canton

PCB 8082/608

Data file : \\CANSVR11\DD\chem\GCS\a2hp10.i\1003011C-1.b\1003011C-1.b\024F2401.D
Lab Smp Id: 2154
Inj Date : 01-MAR-2010 13:27
Operator : Inst ID: a2hp10.i
Smp Info : 2154,,1,5
Misc Info : 9-AR2154.SUB
Comment :
Method : \\CANSVR11\DD\chem\GCS\a2hp10.i\1003011C-1.b\PCB10.m\PCB10R.m
Meth Date : 02-Mar-2010 07:04 hassl Quant Type: ESTD
Cal Date : 20-JAN-2010 01:10 Cal File: 042F4201.D
Als bottle: 24 Calibration Sample, Level: 5
Dil Factor: 1.00000
Integrator: Falcon Compound Sublist: 9-AR2154.SUB
Target Version: 4.14 Sample Matrix: None
Processing Host: CANPMSV21

				AMOUNTS			
				CAL-AMT	ON-COL		
RT	EXP RT	DLT RT	RESPONSE	(ng)	(ng)	TARGET RANGE	RATIO
7 AROCLOR-1254					CAS #: 11097-69-1		
4.579	4.579	0.000	5979871	1.00000	0.9985	75.00- 125.00	100.00
4.799	4.799	0.000	6257399	1.00000	0.9620	81.72- 136.20	104.64
5.289	5.289	0.000	9432310	1.00000	1.049	119.45- 199.09	157.73
5.540	5.540	0.000	6346510	1.00000	0.9536	82.01- 136.69	106.13
6.119	6.119	0.000	7226451	1.00000	0.9274	93.52- 155.87	120.85
Average of Peak Amounts =					0.97810		
2 AROCLOR-1221					CAS #: 11104-28-2		
2.278	2.278	0.000	3986132	1.00000	0.8452	75.00- 125.00	100.00
2.431	2.431	0.000	2614005	1.00000	0.9214	49.04- 81.73	65.58
2.494	2.494	0.000	8819888	1.00000	0.8594	163.18- 271.97	221.26
Average of Peak Amounts =					0.87533		

Data File: \\CANSVR11\DD\chem\GCS\a2hp10.i\1003011C-1.b\1003011C-1.b\024F2401.D
Date : 01-MAR-2010 13:27
Client ID:
Instrument: a2hp10.i
Sample Info: 2154,,1,5
Operator:
Column phase: restek pest clpII
Column diameter: 0.53

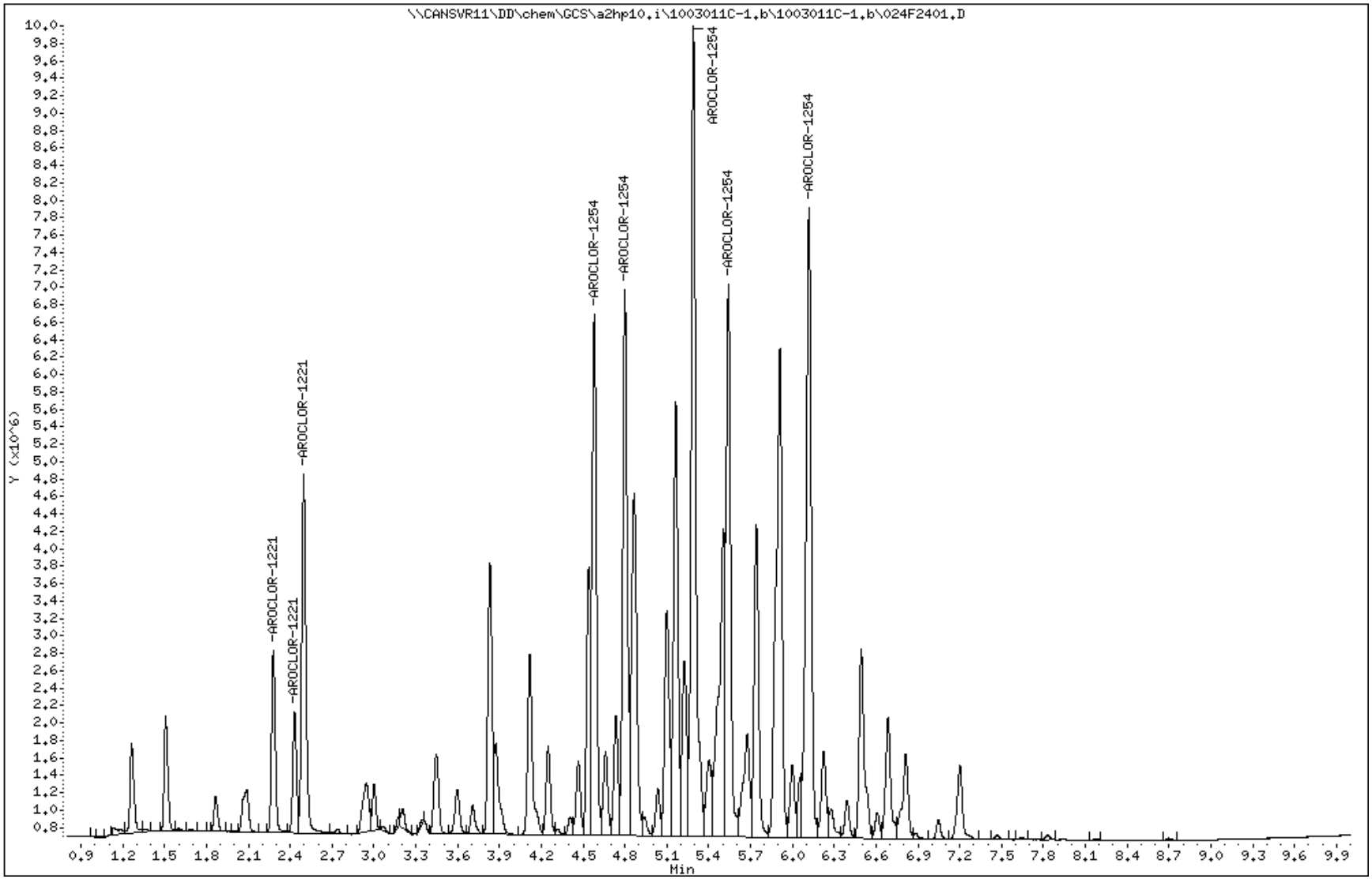

Data File: 025F2501.D
Report Date: 02-Mar-2010 07:04

TestAmerica North Canton

PCB 8082/608

Data file : \\CANSVR11\DD\chem\GCS\a2hp10.i\1003011C-1.b\1003011C-1.b\025F2501.D
Lab Smp Id: 2154
Inj Date : 01-MAR-2010 13:42
Operator : Inst ID: a2hp10.i
Smp Info : 2154,,1,6
Misc Info : 9-AR2154.SUB
Comment :
Method : \\CANSVR11\DD\chem\GCS\a2hp10.i\1003011C-1.b\PCB10.m\PCB10R.m
Meth Date : 02-Mar-2010 07:04 hassl Quant Type: ESTD
Cal Date : 20-JAN-2010 01:25 Cal File: 043F4301.D
Als bottle: 25 Calibration Sample, Level: 6
Dil Factor: 1.00000
Integrator: Falcon Compound Sublist: 9-AR2154.SUB
Target Version: 4.14 Sample Matrix: None
Processing Host: CANPMSV21

				AMOUNTS			
				CAL-AMT	ON-COL		
RT	EXP RT	DLT RT	RESPONSE	(ng)	(ng)	TARGET RANGE	RATIO
7 AROCLOR-1254					CAS #: 11097-69-1		
4.579	4.579	0.000	11164528	2.00000	1.649	75.00- 125.00	100.00
4.798	4.798	0.000	12352333	2.00000	1.733	81.72- 136.20	110.64
5.289	5.289	0.000	18673373	2.00000	1.794	119.45- 199.09	167.26
5.540	5.540	0.000	12638827	2.00000	1.773	82.01- 136.69	113.21
6.118	6.118	0.000	14486415	2.00000	1.795	93.52- 155.87	129.75
		Average of Peak Amounts =			1.74880		
2 AROCLOR-1221					CAS #: 11104-28-2		
2.278	2.278	0.000	7085847	2.00000	1.568	75.00- 125.00	100.00
2.430	2.430	0.000	4553810	2.00000	1.660	49.04- 81.73	64.27
2.495	2.495	0.000	15659482	2.00000	1.589	163.18- 271.97	221.00
		Average of Peak Amounts =			1.60567		

Data File: \\CANSVR11\DD\chem\GCS\a2hp10.i\1003011C-1.b\1003011C-1.b\025F2501.D
Date : 01-MAR-2010 13:42
Client ID:
Sample Info: 2154,,1,6
Column phase: restek pest clpII

Instrument: a2hp10.i
Operator:
Column diameter: 0.53

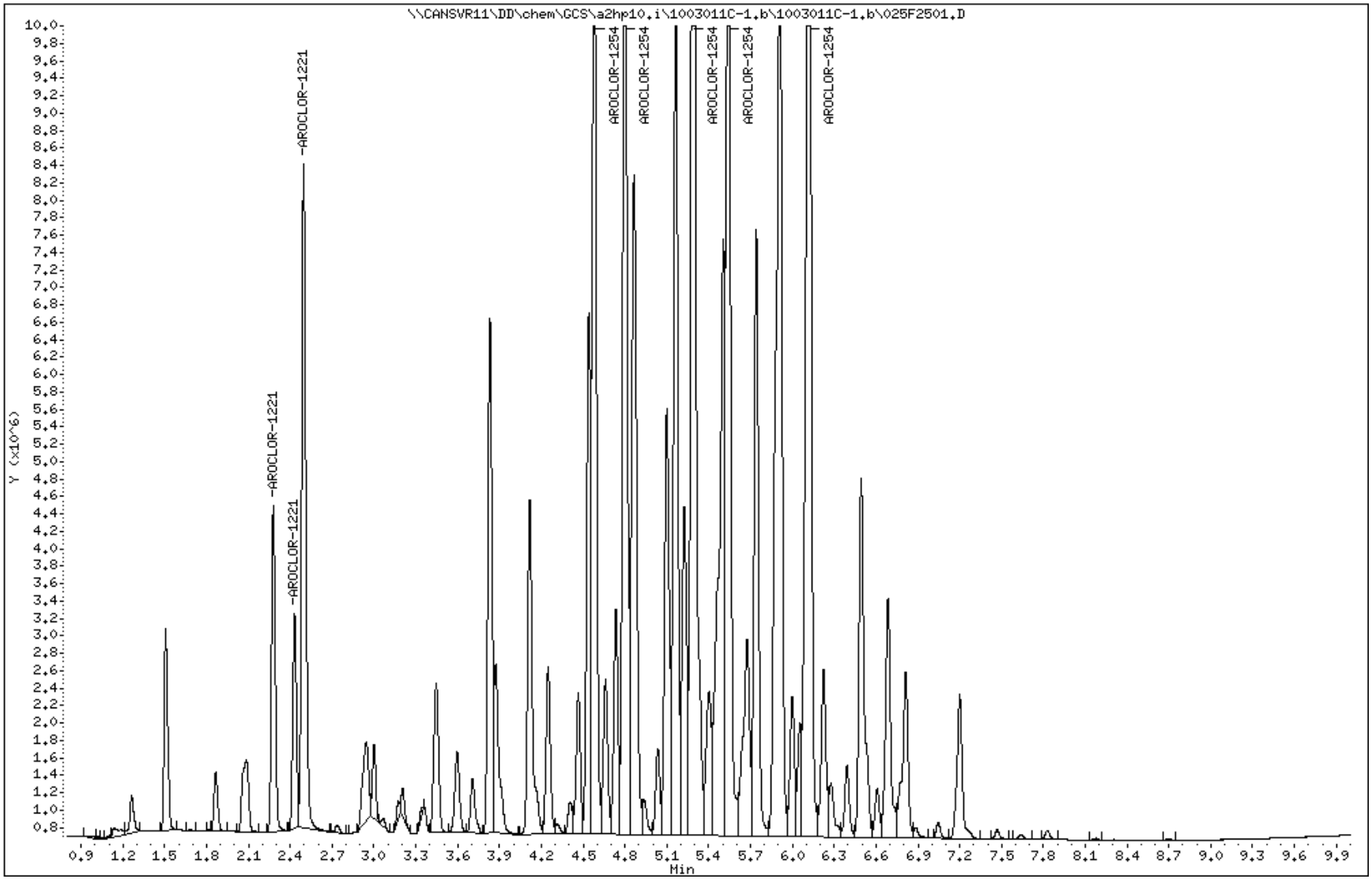

Data File: 026F2601.D
Report Date: 02-Mar-2010 07:04

TestAmerica North Canton

PCB 8082/608

Data file : \\CANSVR11\DD\chem\GCS\a2hp10.i\1003011C-1.b\1003011C-1.b\026F2601.D
Lab Smp Id: 1660
Inj Date : 01-MAR-2010 13:57
Operator : Inst ID: a2hp10.i
Smp Info : 1660,,1,1
Misc Info : 12-AR1660TD.SUB
Comment :
Method : \\CANSVR11\DD\chem\GCS\a2hp10.i\1003011C-1.b\PCB10.m\PCB10R.m
Meth Date : 02-Mar-2010 07:04 hassl Quant Type: ESTD
Cal Date : 01-MAR-2010 16:59 Cal File: 038F3801.D
Als bottle: 26 Calibration Sample, Level: 1
Dil Factor: 1.00000
Integrator: Falcon Compound Sublist: 12-AR1660TD.SUB
Target Version: 4.14 Sample Matrix: None
Processing Host: CANPMSV21

RT	EXP RT	DLT RT	RESPONSE	AMOUNTS CAL-AMT (ng)	ON-COL (ng)	TARGET RANGE	RATIO
$ 1 TCMX					CAS #: 877-09-8		
1.947	1.947	0.000	1265268	0.00250	0.005123		
3 AROCLOR-1016					CAS #: 12674-11-2		
2.493	2.493	0.000	432680	0.05000	0.1406	75.00- 125.00	100.00
2.947	2.947	0.000	908953	0.05000	0.1462	52.58- 87.64	210.08
3.447	3.447	0.000	1686590	0.05000	0.1223	205.41- 342.35	389.80
3.596	3.596	0.000	770740	0.05000	0.03224	1349.57-2249.29	178.13
3.707	3.707	0.000	596330	0.05000	0.04895	581.61- 969.36	137.82
Average of Peak Amounts =					0.09806		
8 AROCLOR-1260					CAS #: 11096-82-5		
5.505	5.505	0.000	995798	0.05000	0.08334	75.00- 125.00	100.00
5.741	5.741	0.000	1094832	0.05000	0.06040	150.07- 250.11	109.95
6.116	6.116	0.000	1488584	0.05000	0.06787	167.96- 279.94	149.49
6.812	6.812	0.000	1811228	0.05000	0.1078	67.30- 112.17	181.89
7.198	7.198	0.000	1370619	0.05000	0.1435	1.22- 2.03	137.64
Average of Peak Amounts =					0.09258		
$ 12 DCB					CAS #: 2051-24-3		
8.449	8.449	0.000	903625	0.00250	0.005913		

Data File: \\CANSVR11\DD\chem\GCS\a2hp10.i\1003011C-1.b\1003011C-1.b\026F2601.D
Date : 01-MAR-2010 13:57
Client ID:
Instrument: a2hp10.i
Sample Info: 1660,,1,1
Operator:
Column phase: restek pest clpII
Column diameter: 0.53

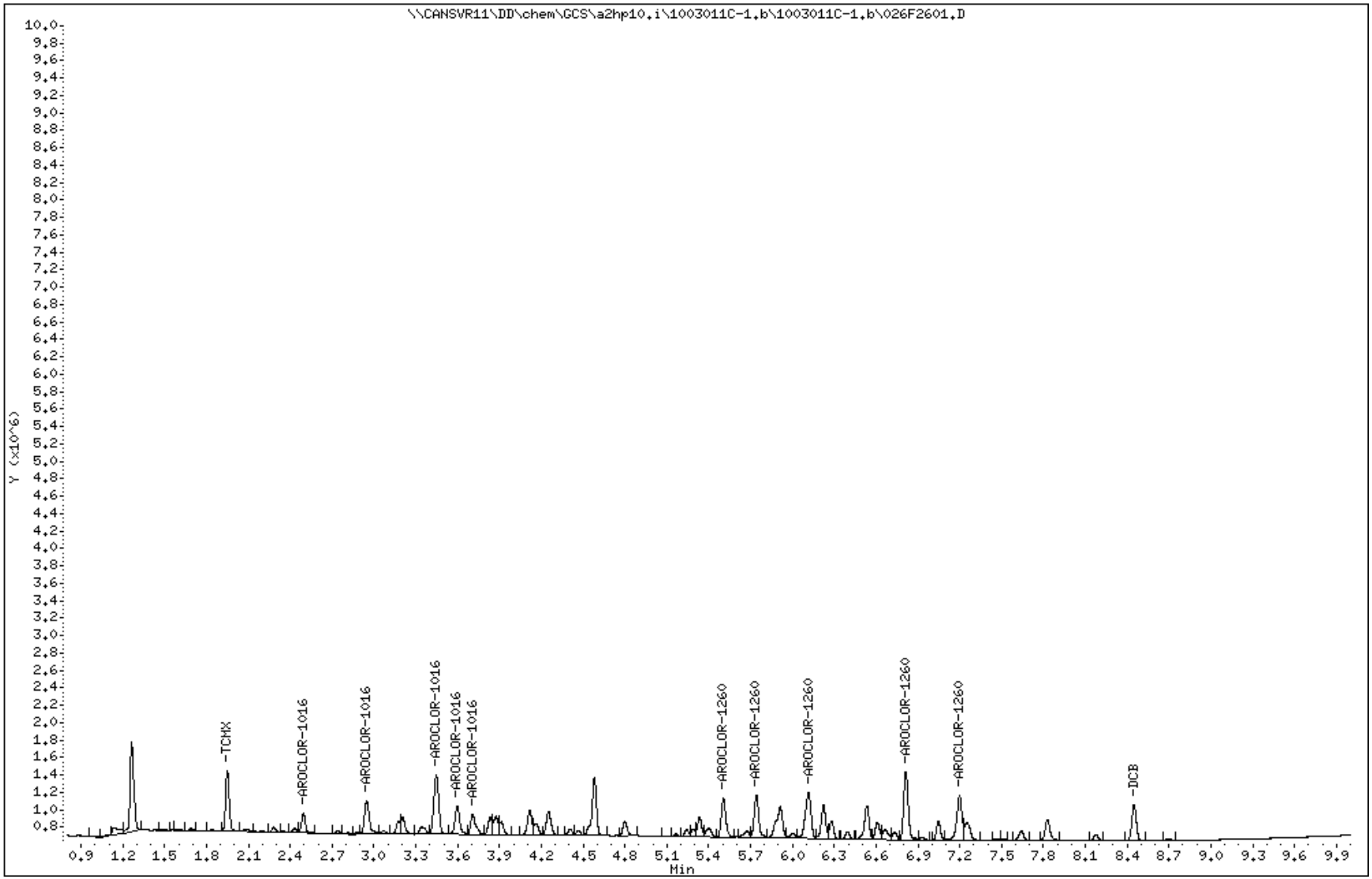

Data File: 027F2701.D
Report Date: 02-Mar-2010 07:04

TestAmerica North Canton

PCB 8082/608

Data file : \\CANSVR11\DD\chem\GCS\a2hp10.i\1003011C-1.b\1003011C-1.b\027F2701.D
Lab Smp Id: 1660
Inj Date : 01-MAR-2010 14:12
Operator : Inst ID: a2hp10.i
Smp Info : 1660,,1,2
Misc Info : 12-AR1660TD.SUB
Comment :
Method : \\CANSVR11\DD\chem\GCS\a2hp10.i\1003011C-1.b\PCB10.m\PCB10R.m
Meth Date : 02-Mar-2010 07:04 hassl Quant Type: ESTD
Cal Date : 20-JAN-2010 00:24 Cal File: 039F3901.D
Als bottle: 27 Calibration Sample, Level: 2
Dil Factor: 1.00000
Integrator: Falcon Compound Sublist: 12-AR1660TD.SUB
Target Version: 4.14 Sample Matrix: None
Processing Host: CANPMSV21

				AMOUNTS			
				CAL-AMT	ON-COL		
RT	EXP RT	DLT RT	RESPONSE	(ng)	(ng)	TARGET RANGE	RATIO
$ 1 TCMX					CAS #: 877-09-8		
1.947	1.947	0.000	2391148	0.00500	0.009682		
3 AROCLOR-1016					CAS #: 12674-11-2		
2.494	2.494	0.000	850548	0.10000	0.2764	75.00- 125.00	100.00
2.946	2.946	0.000	1505373	0.10000	0.2422	52.58- 87.64	176.99
3.445	3.445	0.000	3163475	0.10000	0.2294	205.41- 342.35	371.93
3.596	3.596	0.000	1428778	0.10000	0.05977	1349.57-2249.29	167.98
3.707	3.707	0.000	1138460	0.10000	0.09345	581.61- 969.36	133.85
	Average of Peak Amounts =				0.18024		
8 AROCLOR-1260					CAS #: 11096-82-5		
5.505	5.505	0.000	1919118	0.10000	0.1606	75.00- 125.00	100.00
5.741	5.741	0.000	2088595	0.10000	0.1152	150.07- 250.11	108.83
6.116	6.116	0.000	2857863	0.10000	0.1303	167.96- 279.94	148.92
6.813	6.813	0.000	3539854	0.10000	0.2108	67.30- 112.17	184.45
7.198	7.198	0.000	2595735	0.10000	0.2718	1.22- 2.03	135.26
	Average of Peak Amounts =				0.17774		
$ 12 DCB					CAS #: 2051-24-3		
8.449	8.449	0.000	1700899	0.00500	0.01113		

Data File: \\CANSVR11\DD\chem\GCS\a2hp10.i\1003011C-1.b\1003011C-1.b\027F2701.D
Date : 01-MAR-2010 14:12
Client ID:
Instrument: a2hp10.i
Sample Info: 1660,,1,2
Operator:
Column phase: restek pest clpII
Column diameter: 0.53

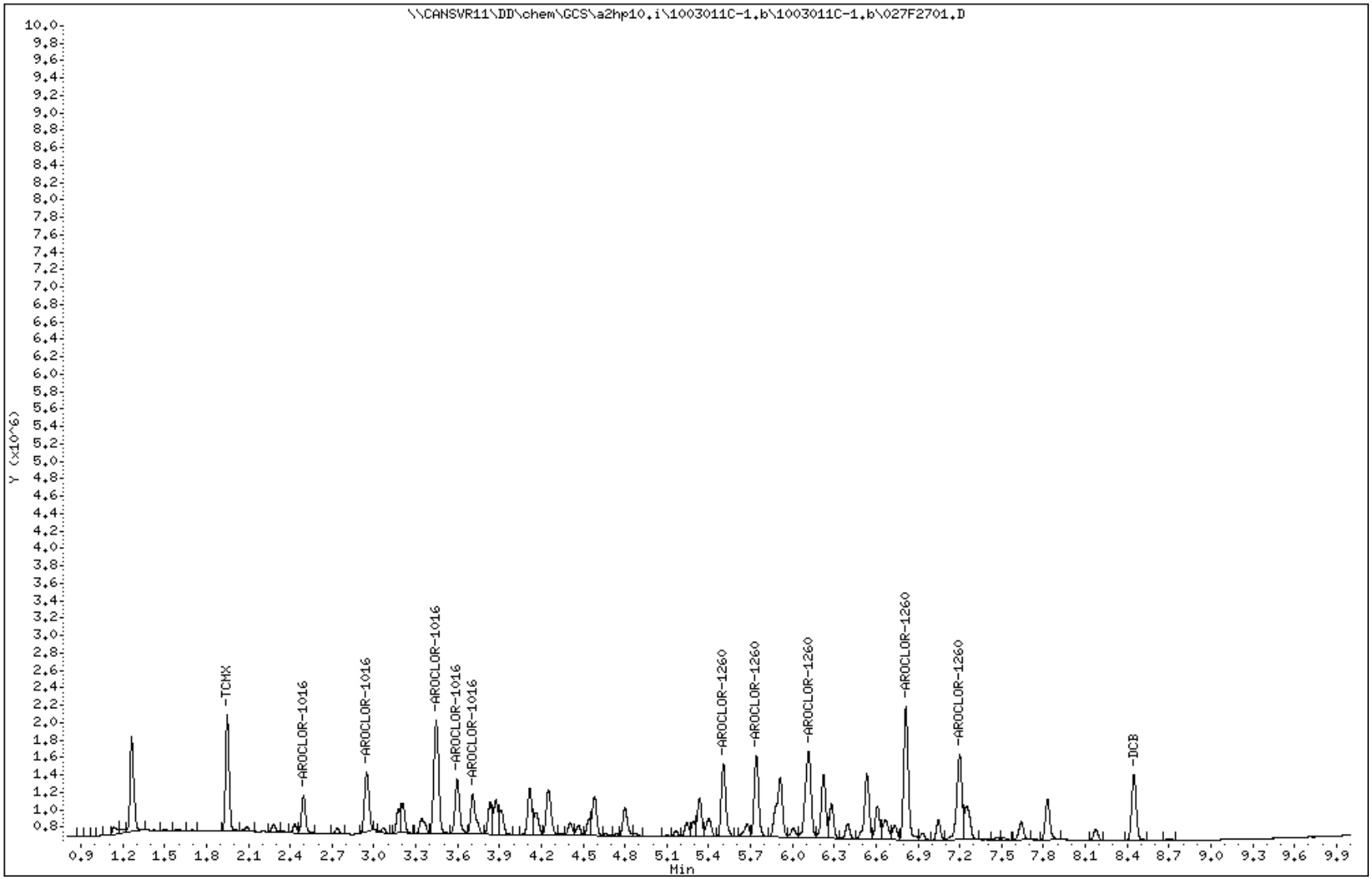

Data File: 028F2801.D
Report Date: 02-Mar-2010 07:04

TestAmerica North Canton

PCB 8082/608

Data file : \\CANSVR11\DD\chem\GCS\a2hp10.i\1003011C-1.b\1003011C-1.b\028F2801.D
Lab Smp Id: 1660
Inj Date : 01-MAR-2010 14:27
Operator : Inst ID: a2hp10.i
Smp Info : 1660,,1,3
Misc Info : 12-AR1660TD.SUB
Comment :
Method : \\CANSVR11\DD\chem\GCS\a2hp10.i\1003011C-1.b\PCB10.m\PCB10R.m
Meth Date : 02-Mar-2010 07:04 hassl Quant Type: ESTD
Cal Date : 20-JAN-2010 00:39 Cal File: 040F4001.D
Als bottle: 28 Calibration Sample, Level: 3
Dil Factor: 1.00000
Integrator: Falcon Compound Sublist: 12-AR1660TD.SUB
Target Version: 4.14 Sample Matrix: None
Processing Host: CANPMSV21

RT	EXP RT	DLT RT	RESPONSE	AMOUNTS CAL-AMT (ng)	ON-COL (ng)	TARGET RANGE	RATIO
$ 1 TCMX					CAS #: 877-09-8		
1.947	1.947	0.000	4556070	0.01000	0.01265		
3 AROCLOR-1016					CAS #: 12674-11-2		
2.494	2.494	0.000	1588390	0.20000	0.3660	75.00- 125.00	100.00
2.947	2.947	0.000	3251059	0.20000	0.3717	153.51- 255.85	204.68
3.446	3.446	0.000	6197615	0.20000	0.3413	292.64- 487.73	390.18
3.596	3.596	0.000	2775800	0.20000	0.1318	131.07- 218.44	174.76
3.707	3.707	0.000	2222150	0.20000	0.1896	104.92- 174.87	139.90
Average of Peak Amounts =					0.28008		
8 AROCLOR-1260					CAS #: 11096-82-5		
5.506	5.506	0.000	3644336	0.20000	0.2706	75.00- 125.00	100.00
5.741	5.741	0.000	3949315	0.20000	0.2148	81.28- 135.46	108.37
6.116	6.116	0.000	5509776	0.20000	0.2377	113.39- 188.98	151.19
6.814	6.814	0.000	6667756	0.20000	0.3177	137.22- 228.70	182.96
7.200	7.200	0.000	4977307	0.20000	0.3746	102.43- 170.72	136.58
Average of Peak Amounts =					0.28308		
$ 12 DCB					CAS #: 2051-24-3		
8.448	8.448	0.000	3210987	0.01000	0.01628		

Data File: \\CANSVR11\DD\chem\GCS\a2hp10.i\1003011C-1.b\1003011C-1.b\028F2801.D
Date : 01-MAR-2010 14:27
Client ID:
Instrument: a2hp10.i
Sample Info: 1660,,1,3
Operator:
Column phase: restek pest clpII
Column diameter: 0.53

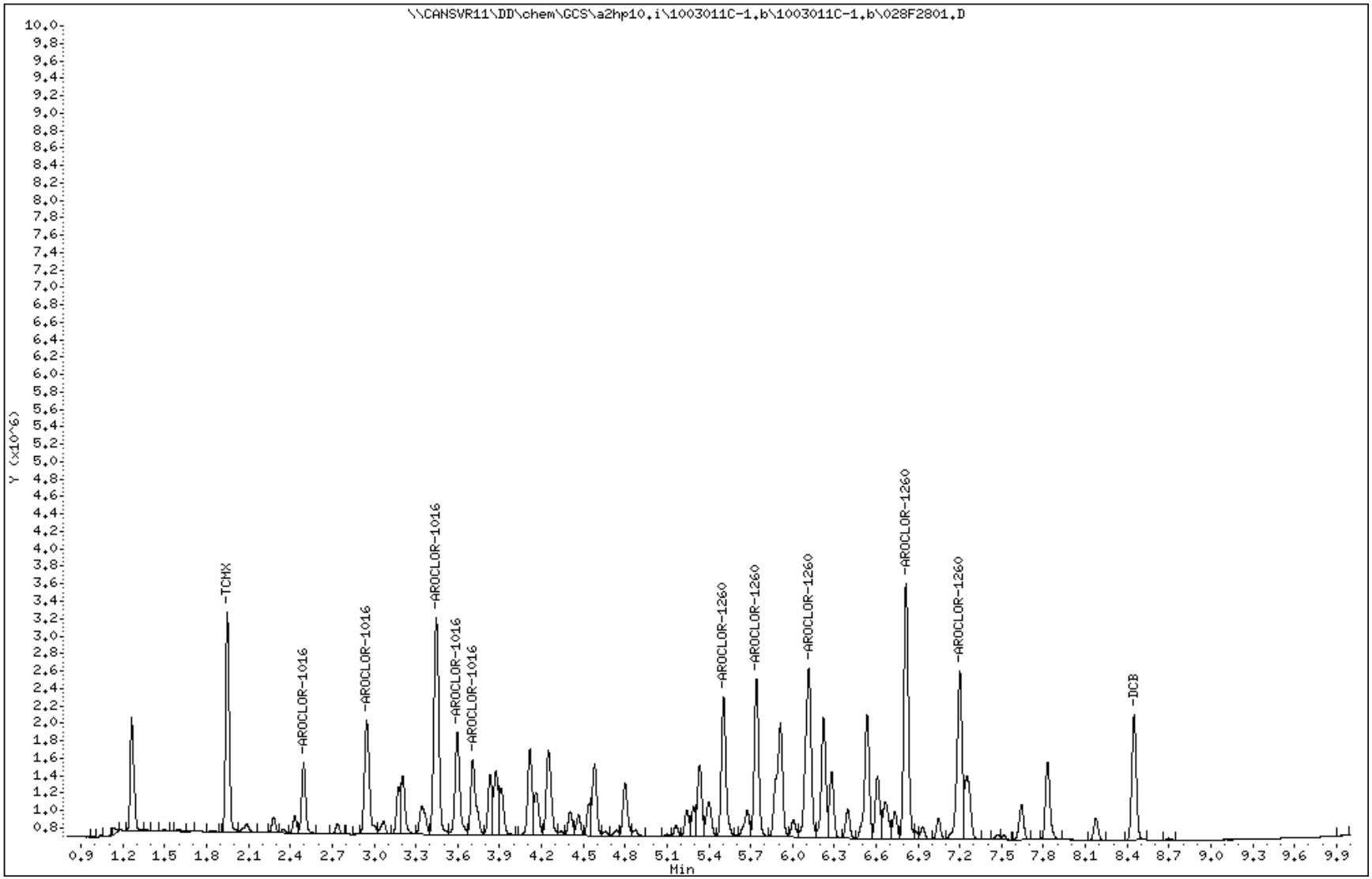

Data File: 029F2901.D
Report Date: 02-Mar-2010 07:04

TestAmerica North Canton

PCB 8082/608

Data file : \\CANSVR11\DD\chem\GCS\a2hp10.i\1003011C-1.b\1003011C-1.b\029F2901.D
Lab Smp Id: 1660
Inj Date : 01-MAR-2010 14:43
Operator : Inst ID: a2hp10.i
Smp Info : 1660,,1,4
Misc Info : 12-AR1660TD.SUB
Comment :
Method : \\CANSVR11\DD\chem\GCS\a2hp10.i\1003011C-1.b\PCB10.m\PCB10R.m
Meth Date : 02-Mar-2010 07:04 hassl Quant Type: ESTD
Cal Date : 20-JAN-2010 00:54 Cal File: 041F4101.D
Als bottle: 29 Calibration Sample, Level: 4
Dil Factor: 1.00000
Integrator: Falcon Compound Sublist: 12-AR1660TD.SUB
Target Version: 4.14 Sample Matrix: None
Processing Host: CANPMSV21

				AMOUNTS			
				CAL-AMT	ON-COL		
RT	EXP RT	DLT RT	RESPONSE	(ng)	(ng)	TARGET RANGE	RATIO
$ 1 TCMX					CAS #: 877-09-8		
1.948	1.948	0.000	10838065	0.02000	0.02734		
3 AROCLOR-1016					CAS #: 12674-11-2		
2.496	2.496	0.000	3629821	0.50000	0.6609	80.00- 120.00	100.00
2.947	2.947	0.000	7609312	0.50000	0.6851	157.22- 262.04	209.63
3.447	3.447	0.000	14655397	0.50000	0.6588	302.81- 504.69	403.75
3.597	3.597	0.000	6613954	0.50000	0.3600	136.66- 227.76	182.21
3.707	3.707	0.000	5357069	0.50000	0.4740	110.69- 184.48	147.58
Average of Peak Amounts =					0.56776		
8 AROCLOR-1260					CAS #: 11096-82-5		
5.505	5.505	0.000	8540383	0.50000	0.5736	80.00- 120.00	100.00
5.741	5.741	0.000	9272400	0.50000	0.4978	81.43- 135.71	108.57
6.116	6.116	0.000	13096598	0.50000	0.5371	115.01- 191.69	153.35
6.812	6.812	0.000	16211861	0.50000	0.6454	142.37- 237.28	189.83
7.198	7.198	0.000	11929702	0.50000	0.6957	104.76- 174.61	139.69
Average of Peak Amounts =					0.58992		
$ 12 DCB					CAS #: 2051-24-3		
8.448	8.448	0.000	7696399	0.02000	0.03073		

Data File: \\CANSVR11\DD\chem\GCS\a2hp10.i\1003011C-1.b\1003011C-1.b\029F2901.D
Date : 01-MAR-2010 14:43
Client ID:
Instrument: a2hp10.i
Sample Info: 1660,,1,4
Operator:
Column phase: restek pest clpII
Column diameter: 0.53

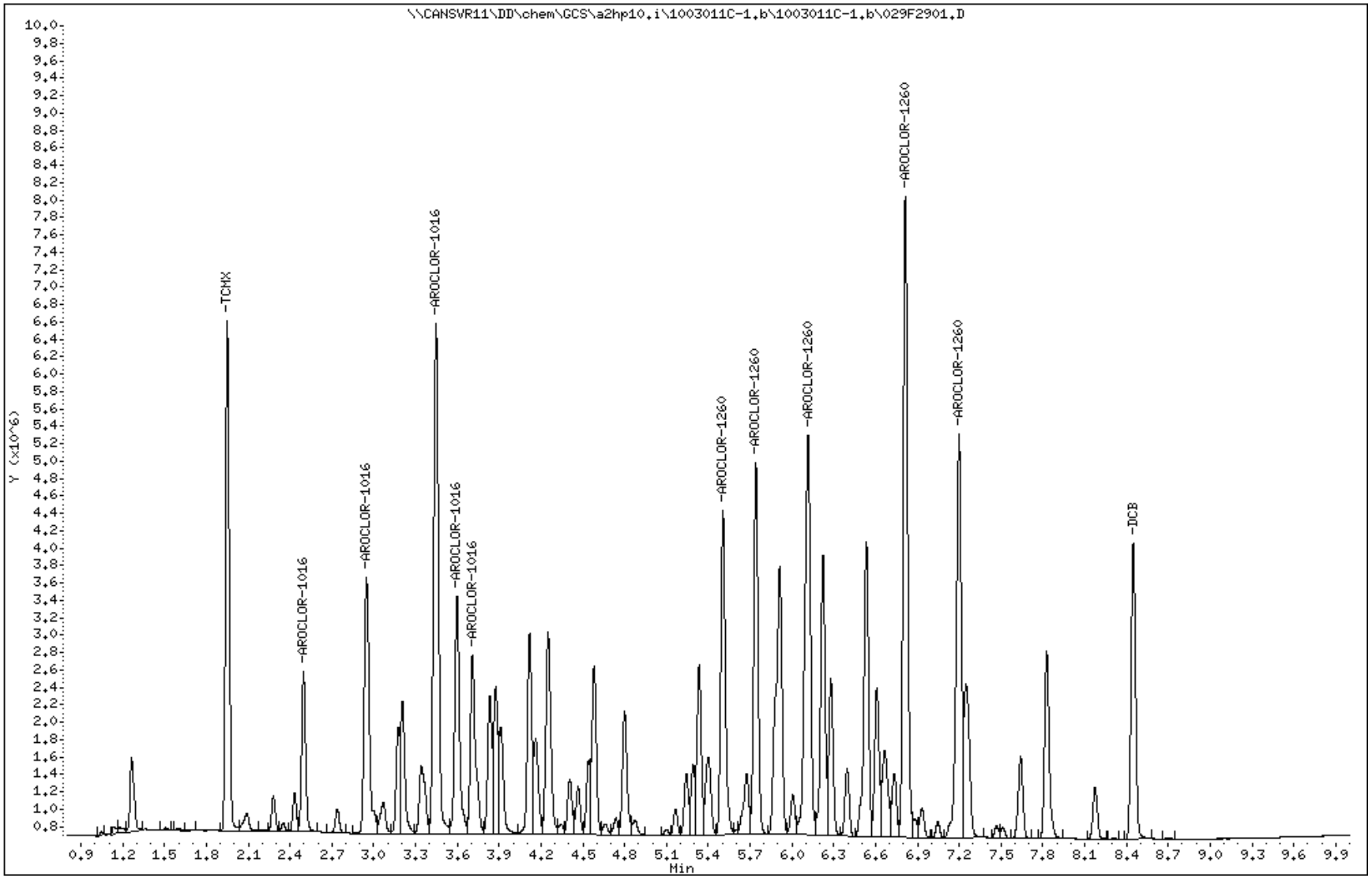

Data File: 030F3001.D
Report Date: 02-Mar-2010 07:04

TestAmerica North Canton

PCB 8082/608

Data file : \\CANSVR11\DD\chem\GCS\a2hp10.i\1003011C-1.b\1003011C-1.b\030F3001.D
Lab Smp Id: 1660
Inj Date : 01-MAR-2010 14:58
Operator : Inst ID: a2hp10.i
Smp Info : 1660,,1,5
Misc Info : 12-AR1660TD.SUB
Comment :
Method : \\CANSVR11\DD\chem\GCS\a2hp10.i\1003011C-1.b\PCB10.m\PCB10R.m
Meth Date : 02-Mar-2010 07:04 hassl Quant Type: ESTD
Cal Date : 20-JAN-2010 01:10 Cal File: 042F4201.D
Als bottle: 30 Calibration Sample, Level: 5
Dil Factor: 1.00000
Integrator: Falcon Compound Sublist: 12-AR1660TD.SUB
Target Version: 4.14 Sample Matrix: None
Processing Host: CANPMSV21

				AMOUNTS			
				CAL-AMT	ON-COL		
RT	EXP RT	DLT RT	RESPONSE	(ng)	(ng)	TARGET RANGE	RATIO
$ 1 TCMX					CAS #: 877-09-8		
1.947	1.947	0.000	20212266	0.05000	0.05082		
3 AROCLOR-1016					CAS #: 12674-11-2		
2.495	2.495	0.000	6534122	1.00000	1.000	75.00- 125.00	100.00
2.947	2.947	0.000	13172925	1.00000	1.003	157.22- 262.04	201.60
3.446	3.446	0.000	26921242	1.00000	1.033	302.81- 504.69	412.01
3.596	3.596	0.000	11607069	1.00000	0.7337	136.66- 227.76	177.64
3.707	3.707	0.000	9390237	1.00000	0.8589	110.69- 184.48	143.71
Average of Peak Amounts =					0.92572		
8 AROCLOR-1260					CAS #: 11096-82-5		
5.505	5.505	0.000	15609164	1.00000	0.9627	75.00- 125.00	100.00
5.741	5.741	0.000	17284191	1.00000	0.9143	81.43- 135.71	110.73
6.117	6.117	0.000	24412460	1.00000	0.9555	115.01- 191.69	156.40
6.813	6.813	0.000	30582947	1.00000	1.051	142.37- 237.28	195.93
7.198	7.198	0.000	22155757	1.00000	1.067	104.76- 174.61	141.94
Average of Peak Amounts =					0.99010		
$ 12 DCB					CAS #: 2051-24-3		
8.448	8.448	0.000	14373712	0.05000	0.04952		

2413

Data File: \\CANSVR11\DD\chem\GCS\a2hp10.i\1003011C-1.b\1003011C-1.b\030F3001.D
Date : 01-MAR-2010 14:58
Client ID:
Instrument: a2hp10.i
Sample Info: 1660,,1,5
Operator:
Column phase: restek pest clpII
Column diameter: 0.53

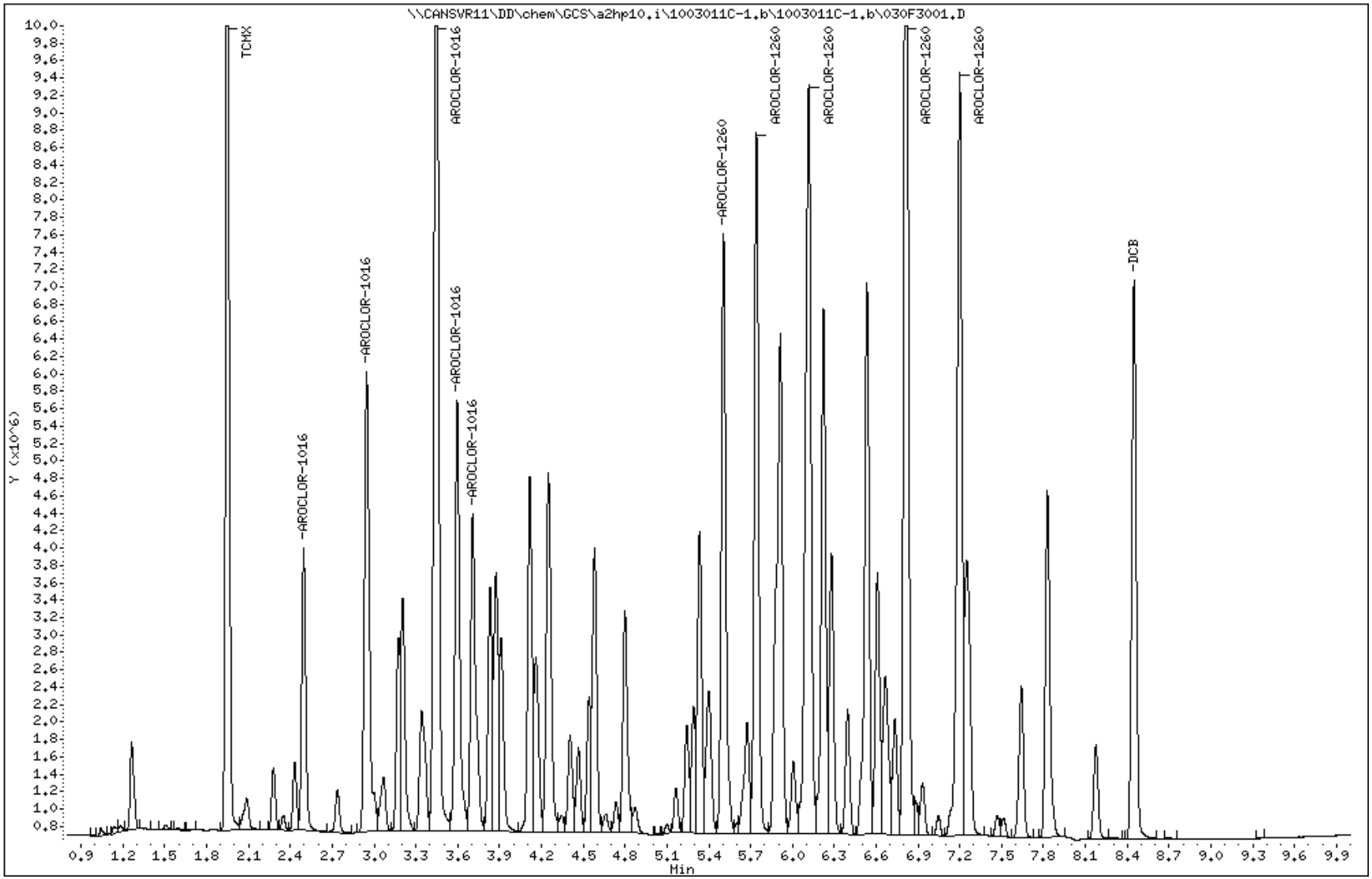

North Canton

Data File: 031F3101.D
Report Date: 02-Mar-2010 07:04

TestAmerica North Canton

PCB 8082/608

Data file : \\CANSVR11\DD\chem\GCS\a2hp10.i\1003011C-1.b\1003011C-1.b\031F3101.D
Lab Smp Id: 1660
Inj Date : 01-MAR-2010 15:13
Operator : Inst ID: a2hp10.i
Smp Info : 1660,,1,6
Misc Info : 12-AR1660TD.SUB
Comment :
Method : \\CANSVR11\DD\chem\GCS\a2hp10.i\1003011C-1.b\PCB10.m\PCB10R.m
Meth Date : 02-Mar-2010 07:04 hassl Quant Type: ESTD
Cal Date : 20-JAN-2010 01:25 Cal File: 043F4301.D
Als bottle: 31 Calibration Sample, Level: 6
Dil Factor: 1.00000
Integrator: Falcon Compound Sublist: 12-AR1660TD.SUB
Target Version: 4.14 Sample Matrix: None
Processing Host: CANPMSV21

				AMOUNTS			
				CAL-AMT	ON-COL		
RT	EXP RT	DLT RT	RESPONSE	(ng)	(ng)	TARGET RANGE	RATIO
$ 1 TCMX					CAS #: 877-09-8		
1.947	1.947	0.000	40070458	0.10000	0.08627		
3 AROCLOR-1016					CAS #: 12674-11-2		
2.495	2.495	0.000	12221173	2.00000	1.629	75.00- 125.00	100.00
2.947	2.947	0.000	24873813	2.00000	1.652	157.22- 262.04	203.53
3.447	3.447	0.000	52999848	2.00000	1.776	302.81- 504.69	433.67
3.595	3.595	0.000	22137798	2.00000	1.671	136.66- 227.76	181.14
3.706	3.706	0.000	17836337	2.00000	1.687	110.69- 184.48	145.95
	Average of Peak Amounts =				1.68300		
8 AROCLOR-1260					CAS #: 11096-82-5		
5.505	5.505	0.000	30142753	2.00000	1.721	75.00- 125.00	100.00
5.741	5.741	0.000	33322528	2.00000	1.738	81.43- 135.71	110.55
6.115	6.115	0.000	47987021	2.00000	1.794	115.01- 191.69	159.20
6.813	6.813	0.000	61620827	2.00000	1.860	142.37- 237.28	204.43
7.200	7.200	0.000	44251496	2.00000	1.814	104.76- 174.61	146.81
	Average of Peak Amounts =				1.78540		
$ 12 DCB					CAS #: 2051-24-3		
8.449	8.449	0.000	28021194	0.10000	0.08512		

Data File: \\CANSVR11\DD\chem\GCS\a2hp10.i\1003011C-1.b\1003011C-1.b\031F3101.D
Date : 01-MAR-2010 15:13
Client ID:
Instrument: a2hp10.i
Sample Info: 1660,,1,6
Operator:
Column phase: restek pest clpII
Column diameter: 0.53

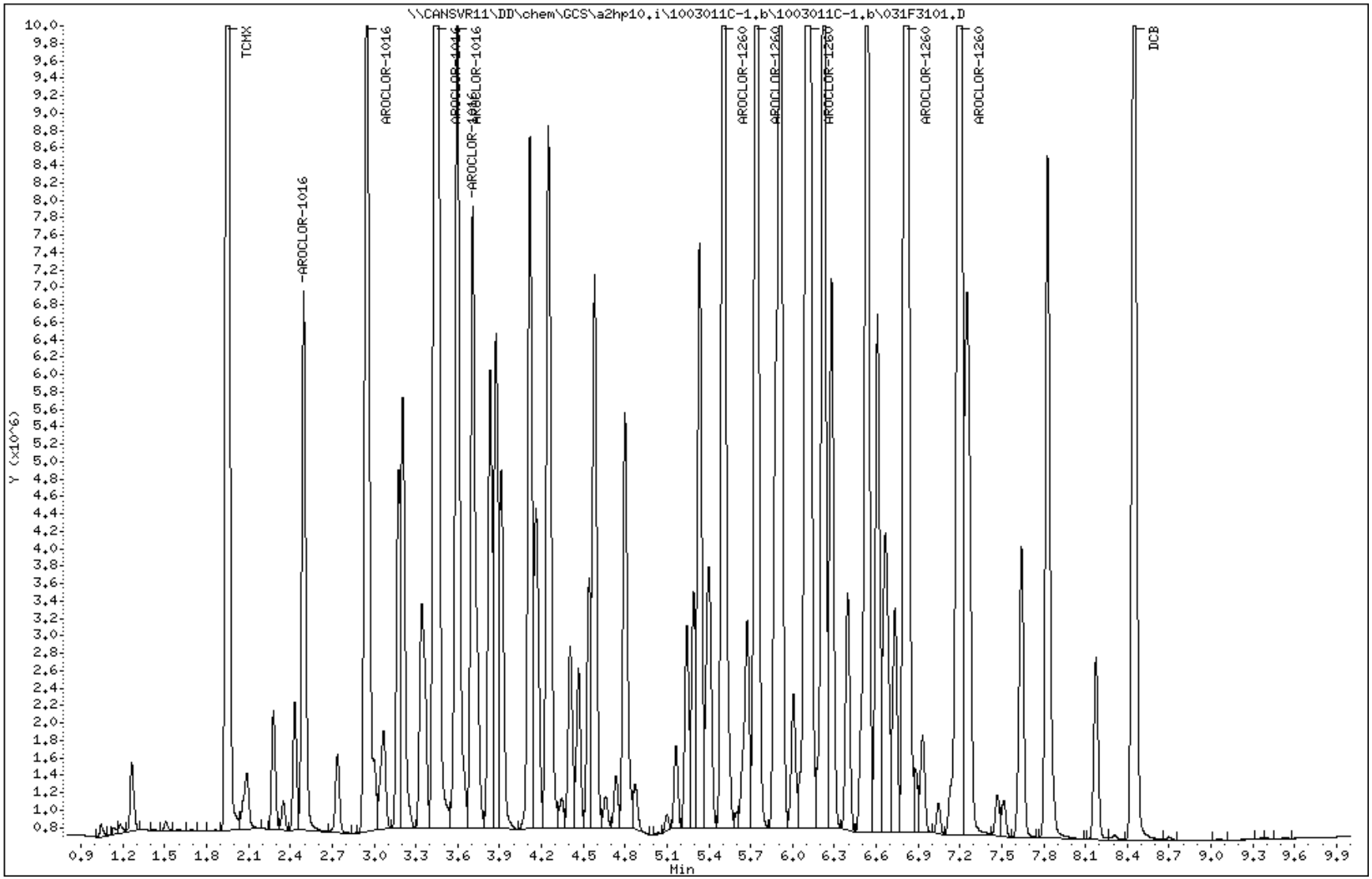

Data File: 032F3201.D
Report Date: 02-Mar-2010 07:04

TestAmerica North Canton

PCB 8082/608

Data file : \\CANSVR11\DD\chem\GCS\a2hp10.i\1003011C-1.b\1003011C-1.b\032F3201.D
Lab Smp Id: 1262
Inj Date : 01-MAR-2010 15:28
Operator : Inst ID: a2hp10.i
Smp Info : 1262,,1,1
Misc Info : 13-AR1262.SUB
Comment :
Method : \\CANSVR11\DD\chem\GCS\a2hp10.i\1003011C-1.b\PCB10.m\PCB10R.m
Meth Date : 02-Mar-2010 07:04 hassl Quant Type: ESTD
Cal Date : 01-MAR-2010 16:59 Cal File: 038F3801.D
Als bottle: 32 Calibration Sample, Level: 1
Dil Factor: 1.00000
Integrator: Falcon Compound Sublist: 13-AR1262.SUB
Target Version: 4.14 Sample Matrix: None
Processing Host: CANPMSV21

				AMOUNTS			
				CAL-AMT	ON-COL		
RT	EXP RT	DLT RT	RESPONSE	(ng)	(ng)	TARGET RANGE	RATIO
9 AROCLOR-1262					CAS #: 37324-23-5		
5.741	5.741	0.000	406335	0.05000	0.06375	75.00- 125.00	100.00
6.223	6.223	0.000	547180	0.05000	0.1302	13.54- 22.57	134.66
6.533	6.533	0.000	500392	0.05000	0.1102	26.34- 43.90	123.15
6.813	6.813	0.000	910851	0.05000	0.1111	45.80- 76.33	224.16
7.198	7.198	0.000	635121	0.05000	0.1484	3.85- 6.41	156.30
		Average of Peak Amounts =			0.11273		

Data File: \\CANSVR11\DD\chem\GCS\a2hp10.i\1003011C-1.b\1003011C-1.b\032F3201.D
Date : 01-MAR-2010 15:28
Client ID:
Instrument: a2hp10.i
Sample Info: 1262,,1,1
Operator:
Column phase: restek pest clpII
Column diameter: 0.53

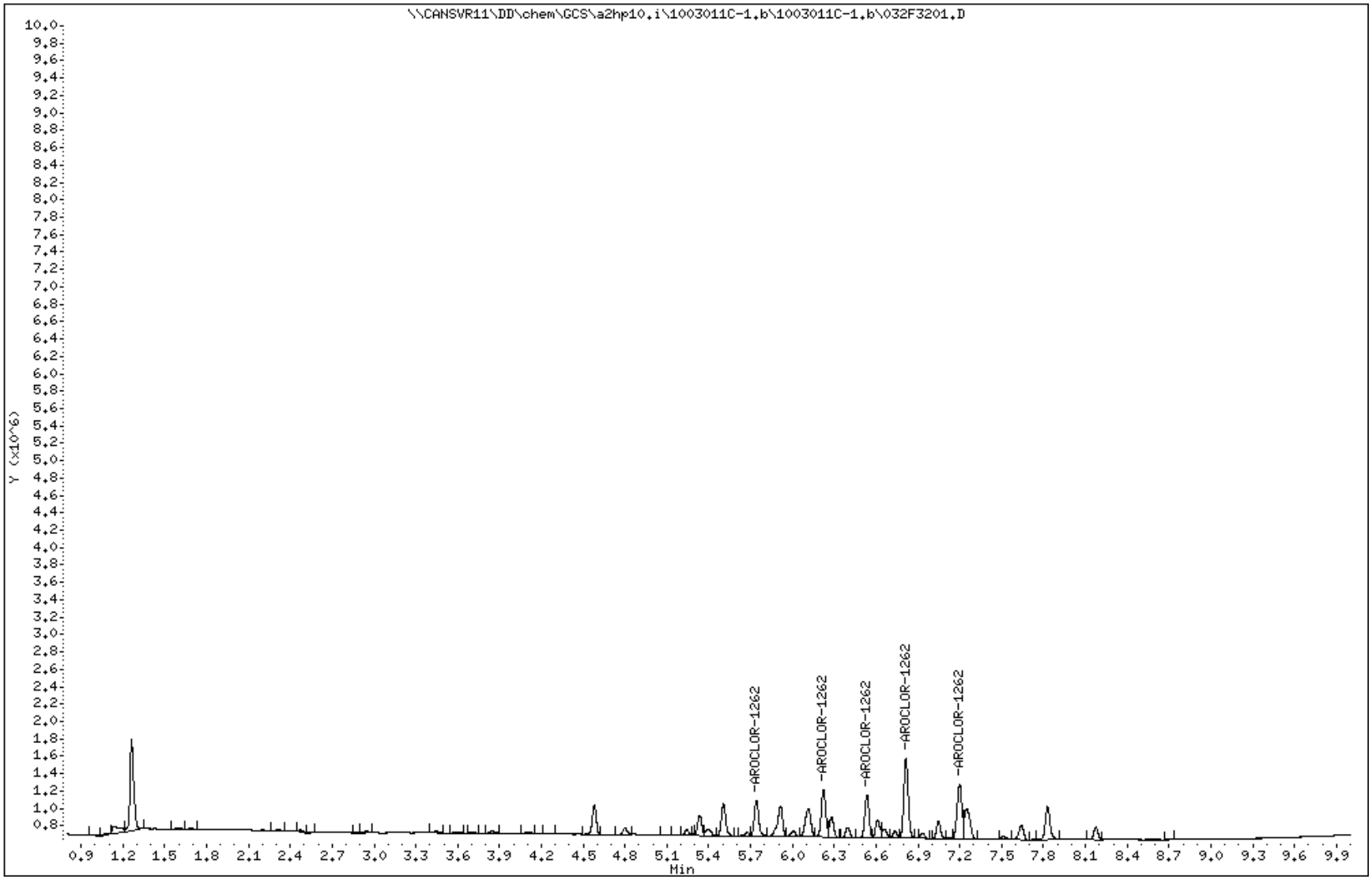

Data File: 033F3301.D
Report Date: 02-Mar-2010 07:04

TestAmerica North Canton

PCB 8082/608

Data file : \\CANSVR11\DD\chem\GCS\a2hp10.i\1003011C-1.b\1003011C-1.b\033F3301.D
Lab Smp Id: 1262
Inj Date : 01-MAR-2010 15:43
Operator : Inst ID: a2hp10.i
Smp Info : 1262,,1,2
Misc Info : 13-AR1262.SUB
Comment :
Method : \\CANSVR11\DD\chem\GCS\a2hp10.i\1003011C-1.b\PCB10.m\PCB10R.m
Meth Date : 02-Mar-2010 07:04 hassl Quant Type: ESTD
Cal Date : 20-JAN-2010 00:24 Cal File: 039F3901.D
Als bottle: 33 Calibration Sample, Level: 2
Dil Factor: 1.00000
Integrator: Falcon Compound Sublist: 13-AR1262.SUB
Target Version: 4.14 Sample Matrix: None
Processing Host: CANPMSV21

				AMOUNTS			
				CAL-AMT	ON-COL		
RT	EXP RT	DLT RT	RESPONSE	(ng)	(ng)	TARGET RANGE	RATIO
9 AROCLOR-1262					CAS #: 37324-23-5		
5.741	5.741	0.000	764823	0.10000	0.1200	75.00- 125.00	100.00
6.222	6.222	0.000	1032066	0.10000	0.2456	13.54- 22.57	134.94
6.533	6.533	0.000	941412	0.10000	0.2074	26.34- 43.90	123.09
6.812	6.812	0.000	1749745	0.10000	0.2134	45.80- 76.33	228.78
7.197	7.197	0.000	1177854	0.10000	0.2752	3.85- 6.41	154.00
		Average of Peak Amounts =			0.21232		

Data File: \\CANSVR11\DD\chem\GCS\a2hp10.i\1003011C-1.b\1003011C-1.b\033F3301.D
Date : 01-MAR-2010 15:43
Client ID:
Instrument: a2hp10.i
Sample Info: 1262,,1,2
Operator:
Column phase: restek pest clpII
Column diameter: 0.53

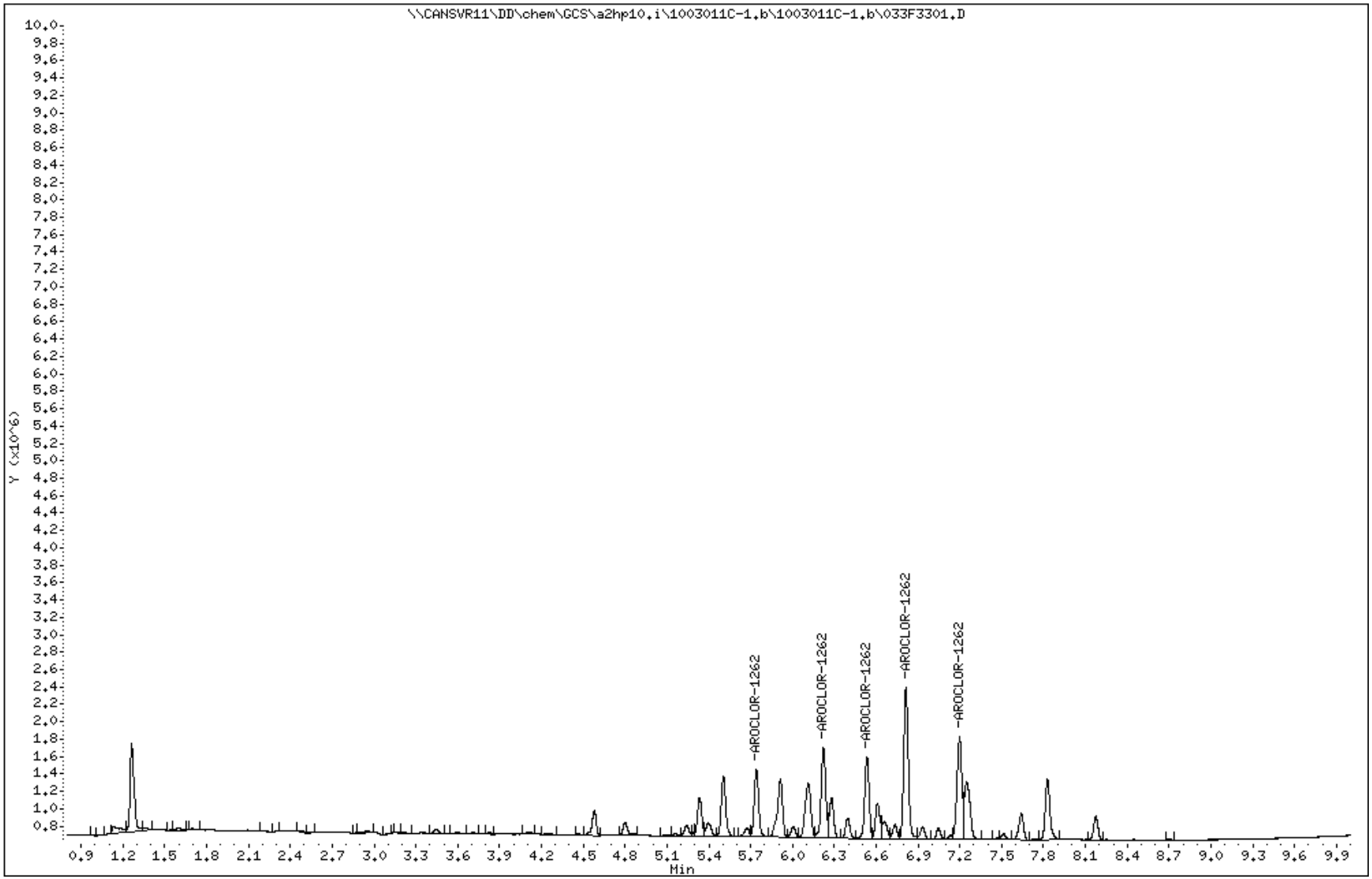

Data File: 034F3401.D
Report Date: 02-Mar-2010 07:04

TestAmerica North Canton

PCB 8082/608

Data file : \\CANSVR11\DD\chem\GCS\a2hp10.i\1003011C-1.b\1003011C-1.b\034F3401.D
Lab Smp Id: 1262
Inj Date : 01-MAR-2010 15:59
Operator : Inst ID: a2hp10.i
Smp Info : 1262,,1,3
Misc Info : 13-AR1262.SUB
Comment :
Method : \\CANSVR11\DD\chem\GCS\a2hp10.i\1003011C-1.b\PCB10.m\PCB10R.m
Meth Date : 02-Mar-2010 07:04 hassl Quant Type: ESTD
Cal Date : 20-JAN-2010 00:39 Cal File: 040F4001.D
Als bottle: 34 Calibration Sample, Level: 3
Dil Factor: 1.00000
Integrator: Falcon Compound Sublist: 13-AR1262.SUB
Target Version: 4.14 Sample Matrix: None
Processing Host: CANPMSV21

				AMOUNTS			
				CAL-AMT	ON-COL		
RT	EXP RT	DLT RT	RESPONSE	(ng)	(ng)	TARGET RANGE	RATIO
9 AROCLOR-1262					CAS #: 37324-23-5		
5.742	5.742	0.000	1403900	0.20000	0.2150	75.00- 125.00	100.00
6.222	6.222	0.000	1912052	0.20000	0.3408	102.15- 170.24	136.20
6.534	6.534	0.000	1769609	0.20000	0.3127	94.54- 157.56	126.05
6.813	6.813	0.000	3238262	0.20000	0.3153	173.00- 288.33	230.66
7.197	7.197	0.000	2238958	0.20000	0.3710	119.61- 199.35	159.48
		Average of Peak Amounts =			0.31096		

Data File: \\CANSVR11\DD\chem\GCS\a2hp10.i\1003011C-1.b\1003011C-1.b\034F3401.D
Date : 01-MAR-2010 15:59
Client ID:
Instrument: a2hp10.i
Sample Info: 1262,,1,3
Operator:
Column phase: restek pest clpII
Column diameter: 0.53

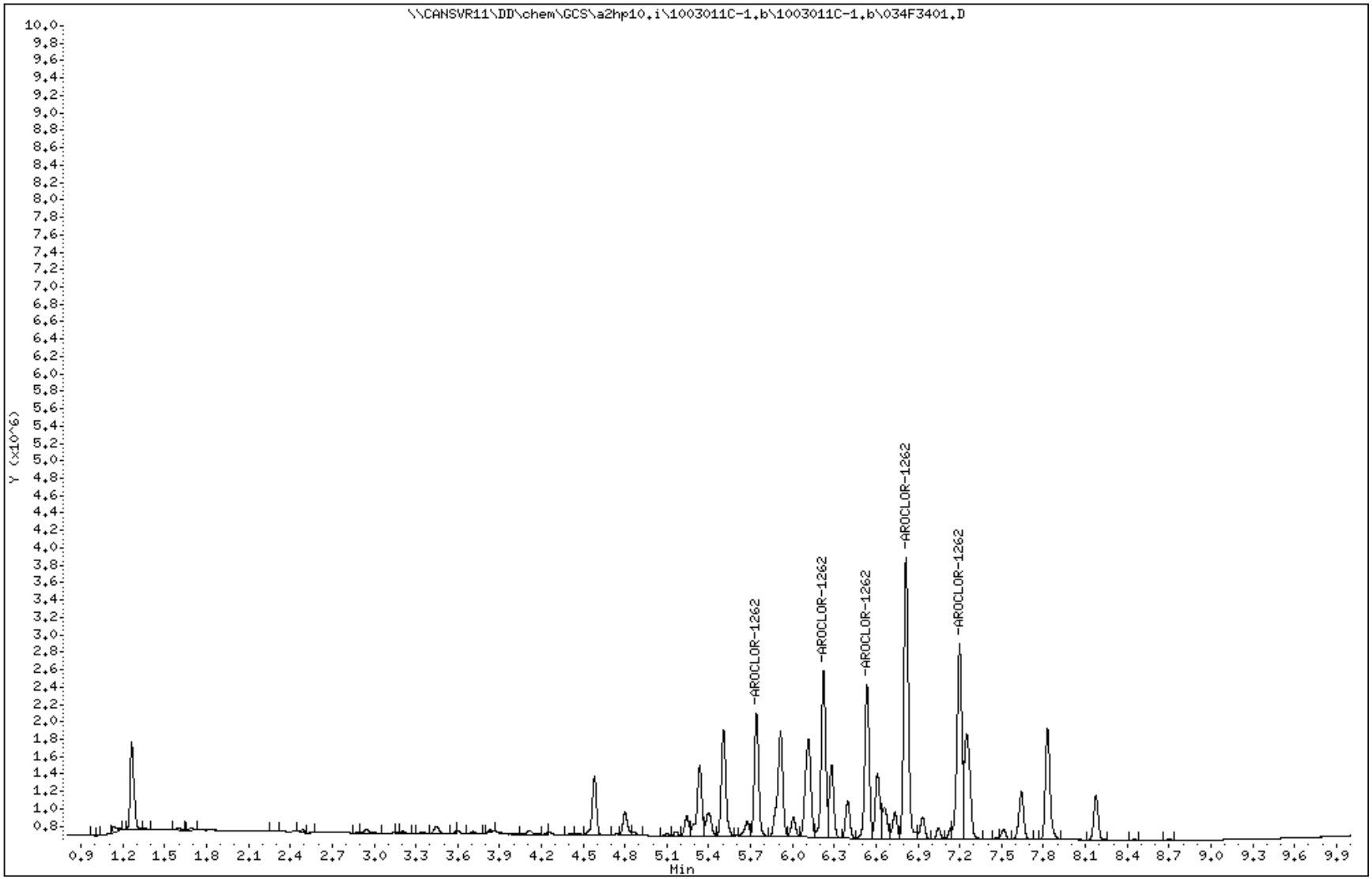

Data File: 035F3501.D
Report Date: 02-Mar-2010 07:05

TestAmerica North Canton

PCB 8082/608

Data file : \\CANSVR11\DD\chem\GCS\a2hp10.i\1003011C-1.b\1003011C-1.b\035F3501.D
Lab Smp Id: 1262
Inj Date : 01-MAR-2010 16:14
Operator : Inst ID: a2hp10.i
Smp Info : 1262,,1,4
Misc Info : 13-AR1262.SUB
Comment :
Method : \\CANSVR11\DD\chem\GCS\a2hp10.i\1003011C-1.b\PCB10.m\PCB10R.m
Meth Date : 02-Mar-2010 07:05 hassl Quant Type: ESTD
Cal Date : 20-JAN-2010 00:54 Cal File: 041F4101.D
Als bottle: 35 Calibration Sample, Level: 4
Dil Factor: 1.00000
Integrator: Falcon Compound Sublist: 13-AR1262.SUB
Target Version: 4.14 Sample Matrix: None
Processing Host: CANPMSV21

				AMOUNTS			
				CAL-AMT	ON-COL		
RT	EXP RT	DLT RT	RESPONSE	(ng)	(ng)	TARGET RANGE	RATIO
9 AROCLOR-1262					CAS #: 37324-23-5		
5.741	5.741	0.000	3307110	0.50000	0.4963	80.00- 120.00	100.00
6.222	6.222	0.000	4543464	0.50000	0.6536	103.04- 171.73	137.38
6.534	6.534	0.000	4231575	0.50000	0.6287	95.97- 159.94	127.95
6.813	6.813	0.000	8212240	0.50000	0.6614	186.24- 310.40	248.32
7.198	7.198	0.000	5449376	0.50000	0.6984	123.58- 205.97	164.78
		Average of Peak Amounts =			0.62768		

Data File: \\CANSVR11\DD\chem\GCS\a2hp10.i\1003011C-1.b\1003011C-1.b\035F3501.D
Date : 01-MAR-2010 16:14
Client ID:
Instrument: a2hp10.i
Sample Info: 1262,,1,4
Operator:
Column phase: restek pest clpII
Column diameter: 0.53

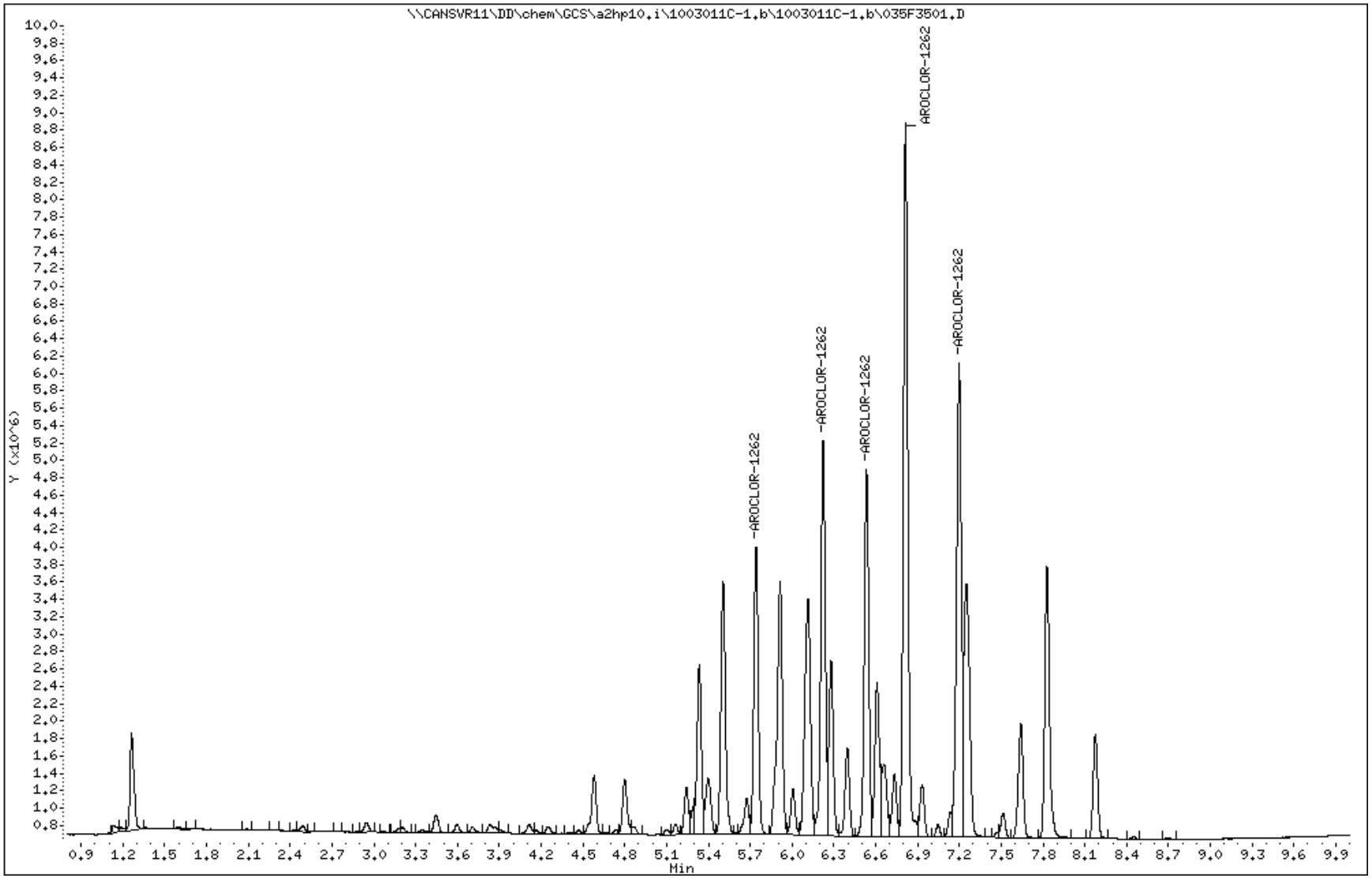

Data File: 036F3601.D
Report Date: 02-Mar-2010 07:05

TestAmerica North Canton

PCB 8082/608

Data file : \\CANSVR11\DD\chem\GCS\a2hp10.i\1003011C-1.b\1003011C-1.b\036F3601.D
Lab Smp Id: 1262
Inj Date : 01-MAR-2010 16:29
Operator : Inst ID: a2hp10.i
Smp Info : 1262,,1,5
Misc Info : 13-AR1262.SUB
Comment :
Method : \\CANSVR11\DD\chem\GCS\a2hp10.i\1003011C-1.b\PCB10.m\PCB10R.m
Meth Date : 02-Mar-2010 07:05 hassl Quant Type: ESTD
Cal Date : 20-JAN-2010 01:10 Cal File: 042F4201.D
Als bottle: 36 Calibration Sample, Level: 5
Dil Factor: 1.00000
Integrator: Falcon Compound Sublist: 13-AR1262.SUB
Target Version: 4.14 Sample Matrix: None
Processing Host: CANPMSV21

				AMOUNTS			
				CAL-AMT	ON-COL		
RT	EXP RT	DLT RT	RESPONSE	(ng)	(ng)	TARGET RANGE	RATIO
9 AROCLOR-1262					CAS #: 37324-23-5		
5.740	5.740	0.000	5992768	1.00000	0.8819	75.00- 125.00	100.00
6.222	6.222	0.000	8338210	1.00000	1.018	103.04- 171.73	139.14
6.534	6.534	0.000	7797732	1.00000	1.010	95.97- 159.94	130.12
6.814	6.814	0.000	15532837	1.00000	1.072	186.24- 310.40	259.19
7.199	7.199	0.000	10091054	1.00000	1.066	123.58- 205.97	168.39
Average of Peak Amounts =					1.00958		

Data File: \\CANSVR11\DD\chem\GCS\a2hp10.i\1003011C-1.b\1003011C-1.b\036F3601.D
Date : 01-MAR-2010 16:29
Client ID:
Instrument: a2hp10.i
Sample Info: 1262,,1,5
Operator:
Column phase: restek pest clpII
Column diameter: 0.53

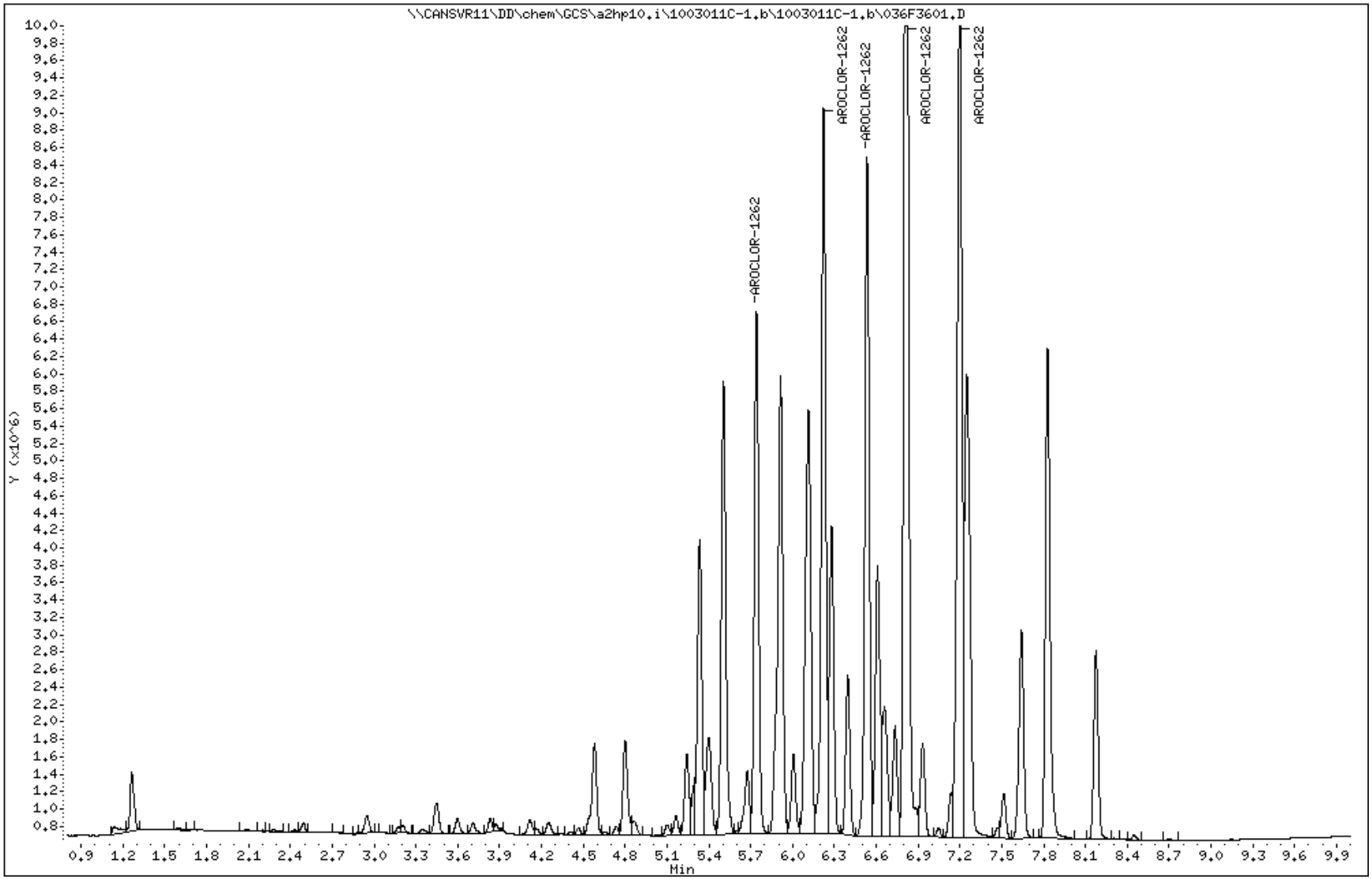

Data File: 037F3701.D
Report Date: 02-Mar-2010 07:05

TestAmerica North Canton

PCB 8082/608

Data file : \\CANSVR11\DD\chem\GCS\a2hp10.i\1003011C-1.b\1003011C-1.b\037F3701.D
Lab Smp Id: 1262
Inj Date : 01-MAR-2010 16:44
Operator : Inst ID: a2hp10.i
Smp Info : 1262,,1,6
Misc Info : 13-AR1262.SUB
Comment :
Method : \\CANSVR11\DD\chem\GCS\a2hp10.i\1003011C-1.b\PCB10.m\PCB10R.m
Meth Date : 02-Mar-2010 07:05 hassl Quant Type: ESTD
Cal Date : 20-JAN-2010 01:25 Cal File: 043F4301.D
Als bottle: 37 Calibration Sample, Level: 6
Dil Factor: 1.00000
Integrator: Falcon Compound Sublist: 13-AR1262.SUB
Target Version: 4.14 Sample Matrix: None
Processing Host: CANPMSV21

				AMOUNTS			
				CAL-AMT	ON-COL		
RT	EXP RT	DLT RT	RESPONSE	(ng)	(ng)	TARGET RANGE	RATIO
9 AROCLOR-1262					CAS #: 37324-23-5		
5.741	5.741	0.000	12345110	2.00000	1.782	75.00- 125.00	100.00
6.222	6.222	0.000	17535052	2.00000	1.845	103.04- 171.73	142.04
6.533	6.533	0.000	15741336	2.00000	1.802	95.97- 159.94	127.51
6.813	6.813	0.000	32760991	2.00000	1.961	186.24- 310.40	265.38
7.198	7.198	0.000	21041731	2.00000	1.879	123.58- 205.97	170.45
		Average of Peak Amounts =			1.85380		

Data File: \\CANSVR11\DD\chem\GCS\a2hp10.i\1003011C-1.b\1003011C-1.b\037F3701.D
Date : 01-MAR-2010 16:44
Client ID:
Instrument: a2hp10.i
Sample Info: 1262,,1,6
Operator:
Column phase: restek pest clpII
Column diameter: 0.53

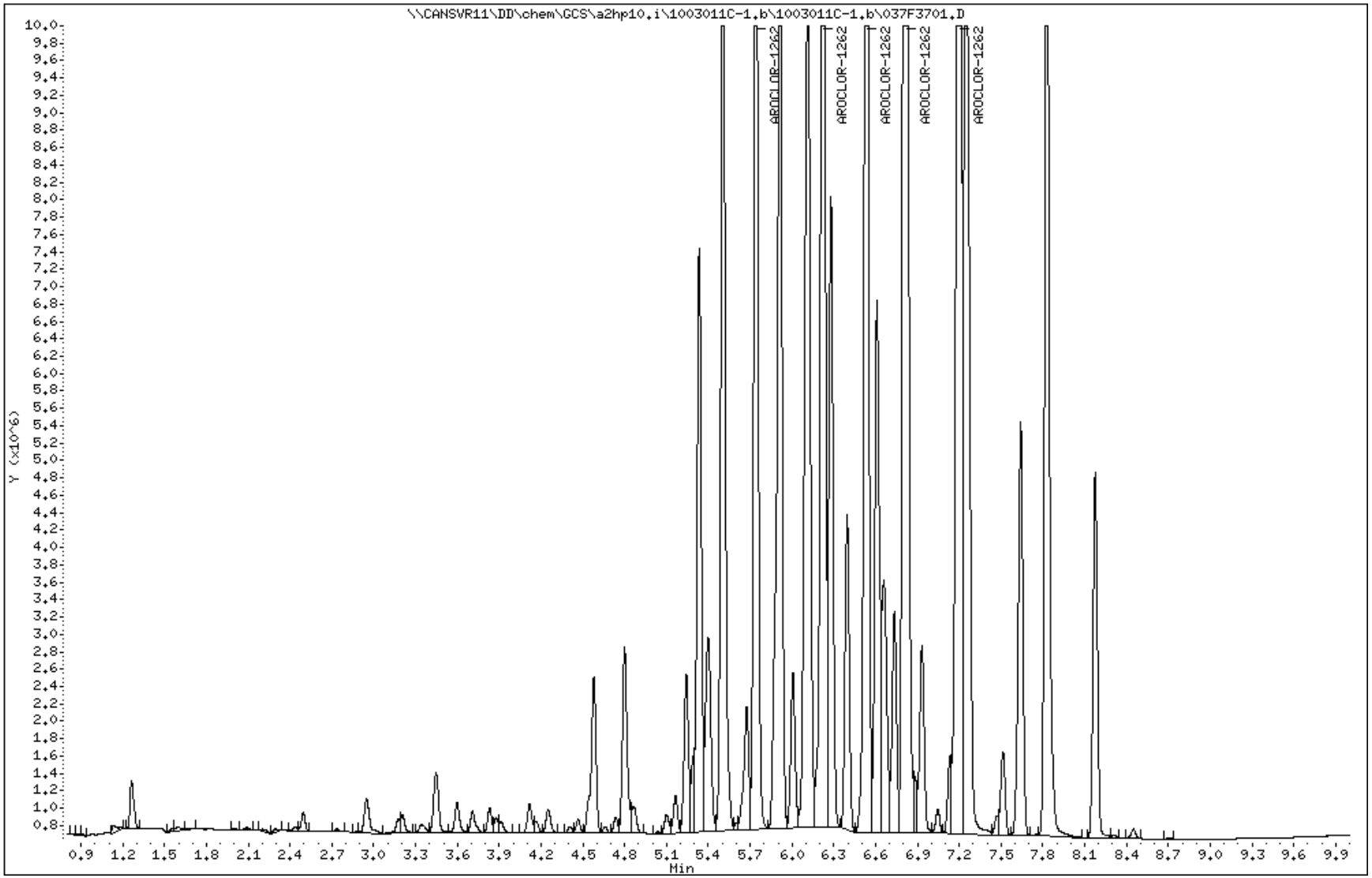

Data File: 038F3801.D
Report Date: 02-Mar-2010 07:05

TestAmerica North Canton

PCB 8082/608

Data file : \\CANSVR11\DD\chem\GCS\a2hp10.i\1003011C-1.b\1003011C-1.b\038F3801.D
Lab Smp Id: 1268
Inj Date : 01-MAR-2010 16:59
Operator : Inst ID: a2hp10.i
Smp Info : 1268,,1,1
Misc Info : 14-AR1268.SUB
Comment :
Method : \\CANSVR11\DD\chem\GCS\a2hp10.i\1003011C-1.b\PCB10.m\PCB10R.m
Meth Date : 02-Mar-2010 07:05 hassl Quant Type: ESTD
Cal Date : 01-MAR-2010 16:59 Cal File: 038F3801.D
Als bottle: 38 Calibration Sample, Level: 1
Dil Factor: 1.00000
Integrator: Falcon Compound Sublist: 14-AR1268.SUB
Target Version: 4.14 Sample Matrix: None
Processing Host: CANPMSV21

				AMOUNTS			
				CAL-AMT	ON-COL		
RT	EXP RT	DLT RT	RESPONSE	(ng)	(ng)	TARGET RANGE	RATIO
10 AROCLOR-1268					CAS #: 11100-14-4		
7.197	7.197	0.000	1126692	0.05000	0.04836	75.00- 125.00	100.00
7.244	7.244	0.000	1041526	0.05000	0.05002	66.99- 111.65	92.44
7.513	7.513	0.000	963741	0.05000	0.05166	59.45- 99.09	85.54
7.829	7.829	0.000	422145	0.05000	0.05125	26.32- 43.87	37.47
8.175	8.175	0.000	2794032	0.05000	0.04847	194.49- 324.15	247.99
		Average of Peak Amounts =			0.04995		

Data File: \\CANSVR11\DD\chem\GCS\a2hp10.i\1003011C-1.b\1003011C-1.b\038F3801.D
Date : 01-MAR-2010 16:59
Client ID:
Instrument: a2hp10.i
Sample Info: 1268,,1,1
Operator:
Column phase: restek pest clpII
Column diameter: 0.53

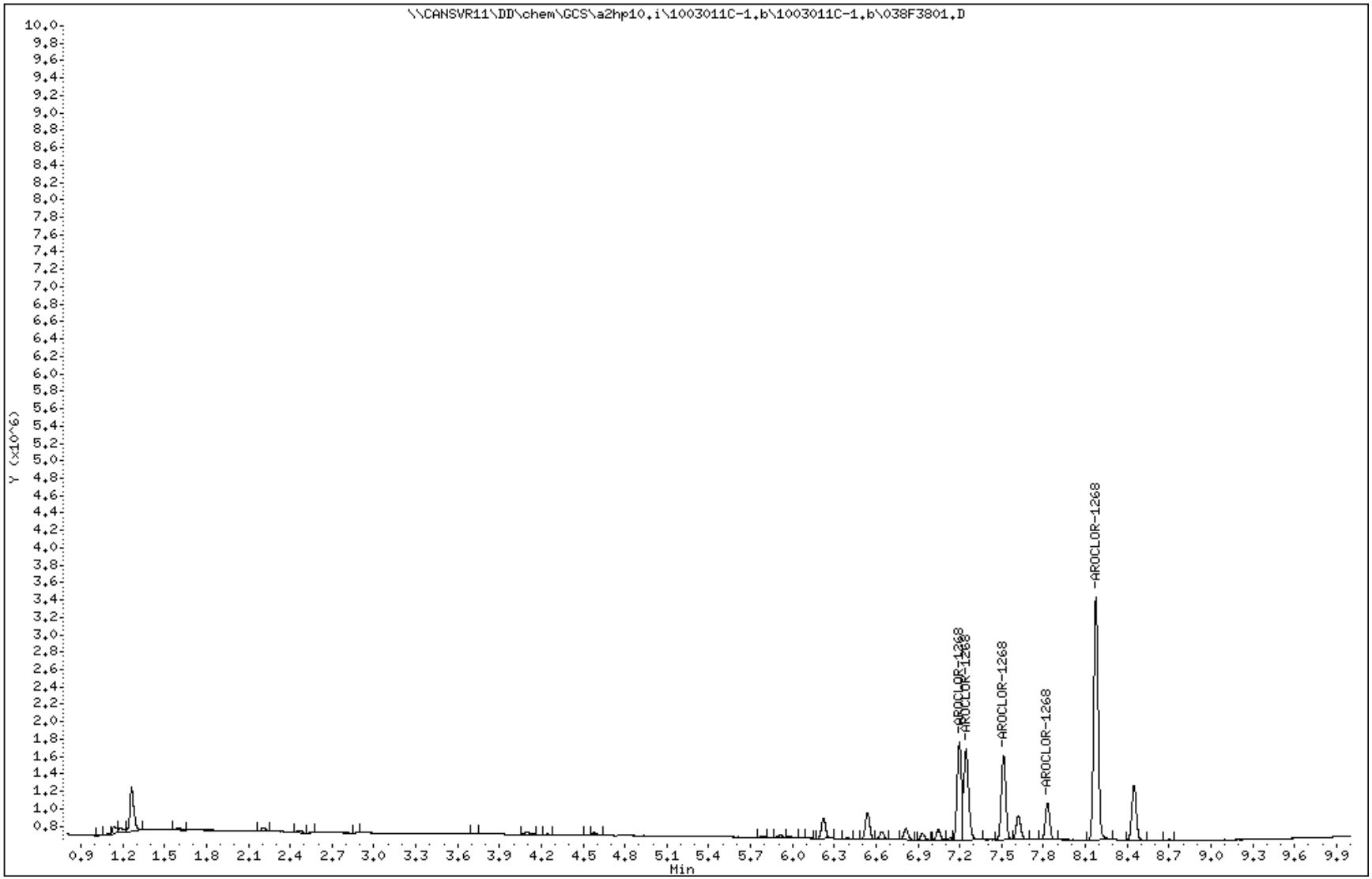

Data File: 039F3901.D
Report Date: 02-Mar-2010 07:05

TestAmerica North Canton

PCB 8082/608

Data file : \\CANSVR11\DD\chem\GCS\a2hp10.i\1003011C-1.b\1003011C-1.b\039F3901.D
Lab Smp Id: 1268
Inj Date : 01-MAR-2010 17:14
Operator : Inst ID: a2hp10.i
Smp Info : 1268,,1,2
Misc Info : 14-AR1268.SUB
Comment :
Method : \\CANSVR11\DD\chem\GCS\a2hp10.i\1003011C-1.b\PCB10.m\PCB10R.m
Meth Date : 02-Mar-2010 07:05 hassl Quant Type: ESTD
Cal Date : 01-MAR-2010 17:14 Cal File: 039F3901.D
Als bottle: 39 Calibration Sample, Level: 2
Dil Factor: 1.00000
Integrator: Falcon Compound Sublist: 14-AR1268.SUB
Target Version: 4.14 Sample Matrix: None
Processing Host: CANPMSV21

				AMOUNTS			
				CAL-AMT	ON-COL		
RT	EXP RT	DLT RT	RESPONSE	(ng)	(ng)	TARGET RANGE	RATIO
10 AROCLOR-1268					CAS #: 11100-14-4		
7.196	7.196	0.000	2241374	0.10000	0.09870	75.00- 125.00	100.00
7.245	7.245	0.000	2091555	0.10000	0.1022	66.99- 111.65	93.32
7.513	7.513	0.000	1944022	0.10000	0.1052	59.45- 99.09	86.73
7.828	7.828	0.000	832614	0.10000	0.1026	26.32- 43.87	37.15
8.175	8.175	0.000	5687451	0.10000	0.09945	194.49- 324.15	253.75
		Average of Peak Amounts =			0.10163		

Data File: \\CANSVR11\DD\chem\GCS\a2hp10.i\1003011C-1.b\1003011C-1.b\039F3901.D
Date : 01-MAR-2010 17:14
Client ID:
Instrument: a2hp10.i
Sample Info: 1268,,1,2
Operator:
Column phase: restek pest clpII
Column diameter: 0.53

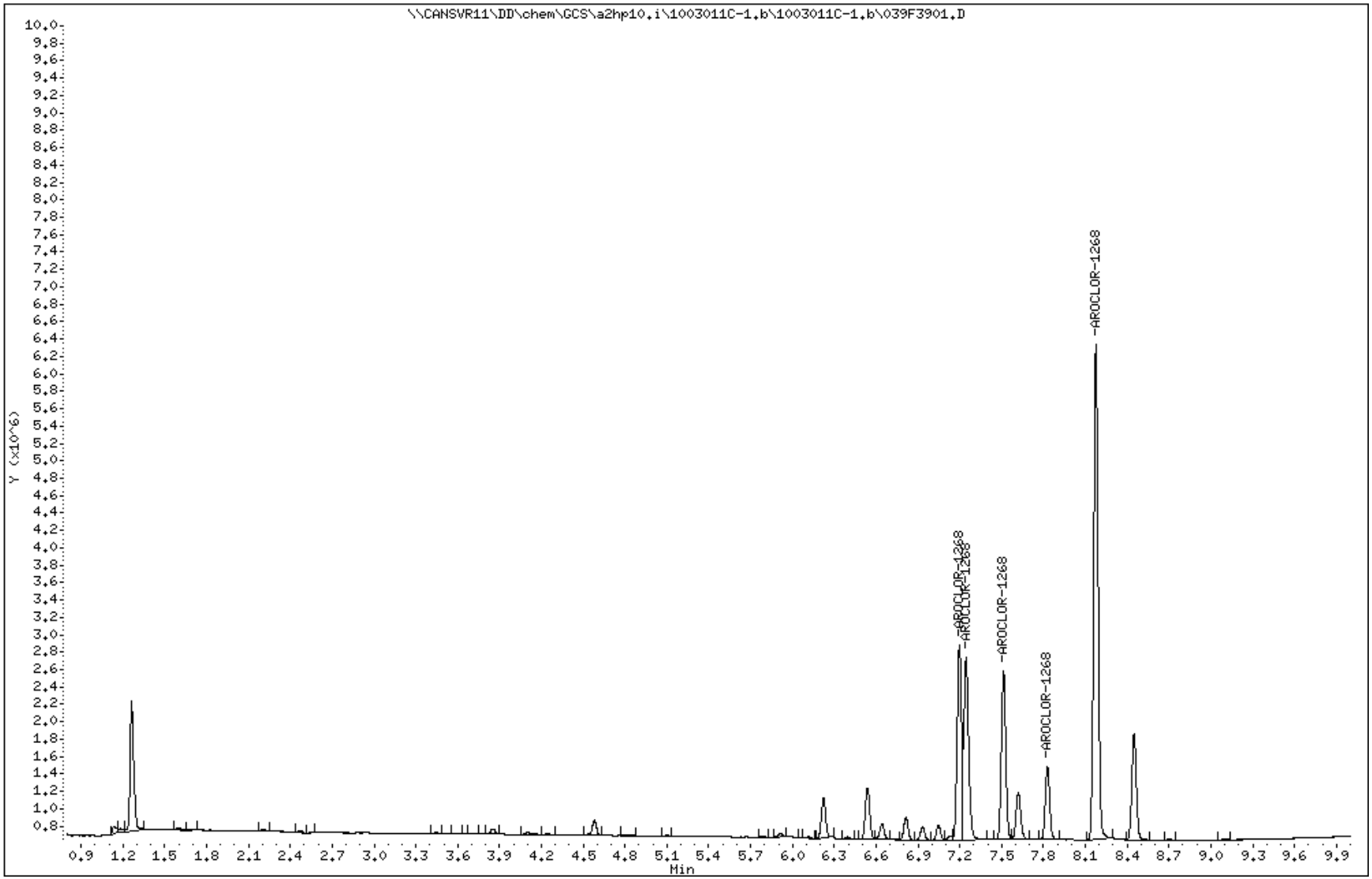

Data File: 040F4001.D
Report Date: 02-Mar-2010 07:05

TestAmerica North Canton

PCB 8082/608

Data file : \\CANSVR11\DD\chem\GCS\a2hp10.i\1003011C-1.b\1003011C-1.b\040F4001.D
Lab Smp Id: 1268
Inj Date : 01-MAR-2010 17:30
Operator : Inst ID: a2hp10.i
Smp Info : 1268,,1,3
Misc Info : 14-AR1268.SUB
Comment :
Method : \\CANSVR11\DD\chem\GCS\a2hp10.i\1003011C-1.b\PCB10.m\PCB10R.m
Meth Date : 02-Mar-2010 07:05 hassl Quant Type: ESTD
Cal Date : 01-MAR-2010 17:30 Cal File: 040F4001.D
Als bottle: 40 Calibration Sample, Level: 3
Dil Factor: 1.00000
Integrator: Falcon Compound Sublist: 14-AR1268.SUB
Target Version: 4.14 Sample Matrix: None
Processing Host: CANPMSV21

				AMOUNTS			
				CAL-AMT	ON-COL		
RT	EXP RT	DLT RT	RESPONSE	(ng)	(ng)	TARGET RANGE	RATIO
10 AROCLOR-1268					CAS #: 11100-14-4		
7.196	7.196	0.000	4079288	0.20000	0.1832	75.00- 125.00	100.00
7.244	7.244	0.000	3758656	0.20000	0.1860	69.11- 115.18	92.14
7.513	7.513	0.000	3449670	0.20000	0.1883	63.42- 105.71	84.57
7.827	7.827	0.000	1505383	0.20000	0.1883	27.68- 46.13	36.90
8.175	8.175	0.000	10538221	0.20000	0.1858	193.75- 322.92	258.33
		Average of Peak Amounts =			0.18632		

Data File: \\CANSVR11\DD\chem\GCS\a2hp10.i\1003011C-1.b\1003011C-1.b\040F4001.D
Date : 01-MAR-2010 17:30
Client ID:
Instrument: a2hp10.i
Sample Info: 1268,,1,3
Operator:
Column phase: restek pest clpII
Column diameter: 0.53

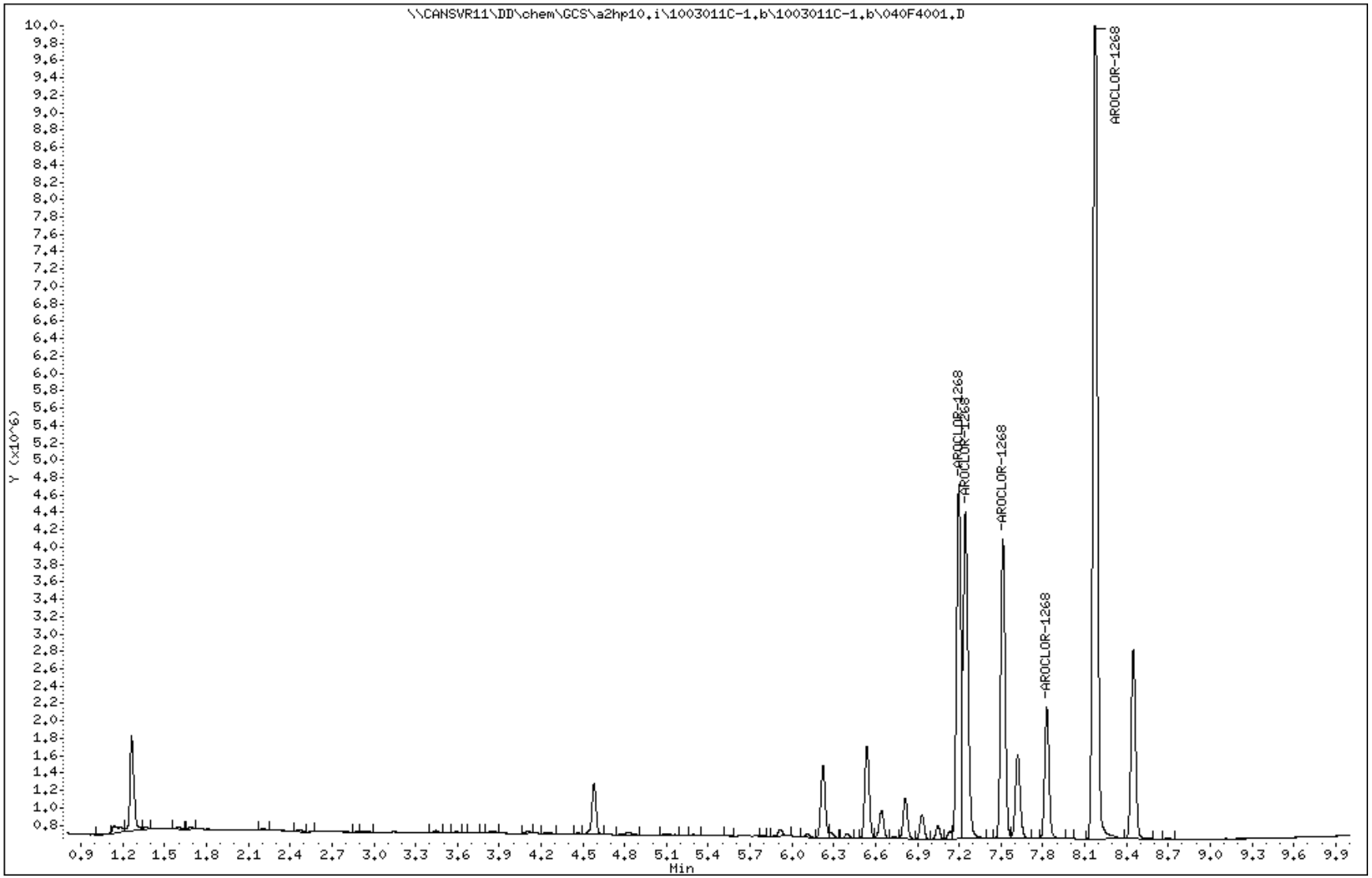

Data File: 041F4101.D
Report Date: 02-Mar-2010 07:05

TestAmerica North Canton

PCB 8082/608

Data file : \\CANSVR11\DD\chem\GCS\a2hp10.i\1003011C-1.b\1003011C-1.b\041F4101.D
Lab Smp Id: 1268
Inj Date : 01-MAR-2010 17:45
Operator : Inst ID: a2hp10.i
Smp Info : 1268,,1,4
Misc Info : 14-AR1268.SUB
Comment :
Method : \\CANSVR11\DD\chem\GCS\a2hp10.i\1003011C-1.b\PCB10.m\PCB10R.m
Meth Date : 02-Mar-2010 07:05 hassl Quant Type: ESTD
Cal Date : 01-MAR-2010 17:45 Cal File: 041F4101.D
Als bottle: 41 Calibration Sample, Level: 4
Dil Factor: 1.00000
Integrator: Falcon Compound Sublist: 14-AR1268.SUB
Target Version: 4.14 Sample Matrix: None
Processing Host: CANPMSV21

				AMOUNTS			
				CAL-AMT	ON-COL		
RT	EXP RT	DLT RT	RESPONSE	(ng)	(ng)	TARGET RANGE	RATIO
10 AROCLOR-1268					CAS #: 11100-14-4		
7.196	7.196	0.000	10021962	0.50000	0.4623	80.00- 120.00	100.00
7.243	7.243	0.000	9056357	0.50000	0.4593	67.77- 112.96	90.37
7.513	7.513	0.000	8413903	0.50000	0.4671	62.97- 104.94	83.95
7.827	7.827	0.000	3480437	0.50000	0.4476	26.05- 43.41	34.73
8.174	8.174	0.000	27086452	0.50000	0.4877	202.70- 337.84	270.27
		Average of Peak Amounts =			0.46480		

Data File: \\CANSVR11\DD\chem\GCS\a2hp10.i\1003011C-1.b\1003011C-1.b\041F4101.D
Date : 01-MAR-2010 17:45
Client ID:
Instrument: a2hp10.i
Sample Info: 1268,,1,4
Operator:
Column phase: restek pest clpII
Column diameter: 0.53

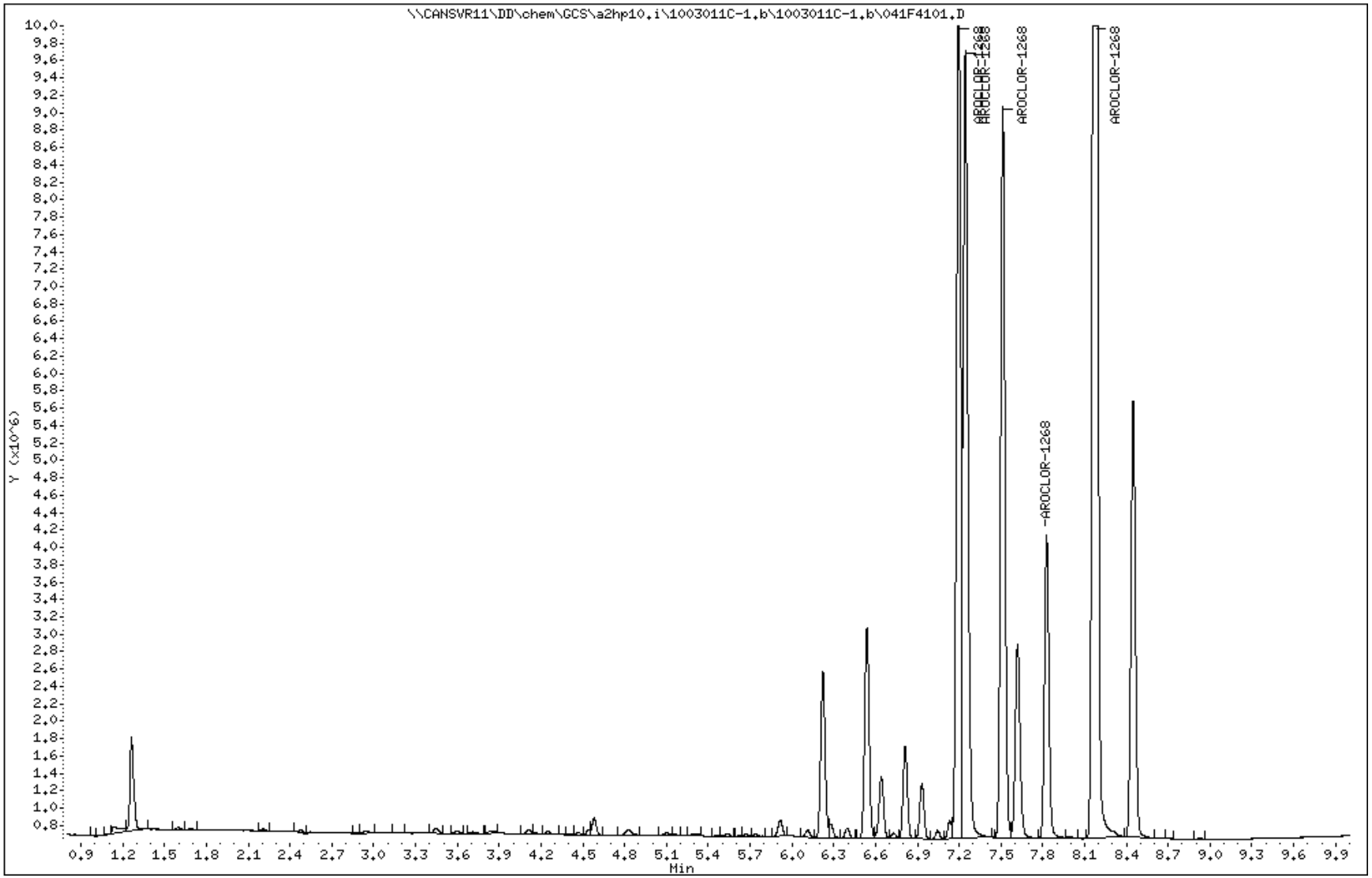

Data File: 042F4201.D
Report Date: 02-Mar-2010 07:05

TestAmerica North Canton

PCB 8082/608

Data file : \\CANSVR11\DD\chem\GCS\a2hp10.i\1003011C-1.b\1003011C-1.b\042F4201.D
Lab Smp Id: 1268
Inj Date : 01-MAR-2010 18:00
Operator : Inst ID: a2hp10.i
Smp Info : 1268,,1,5
Misc Info : 14-AR1268.SUB
Comment :
Method : \\CANSVR11\DD\chem\GCS\a2hp10.i\1003011C-1.b\PCB10.m\PCB10R.m
Meth Date : 02-Mar-2010 07:05 hassl Quant Type: ESTD
Cal Date : 01-MAR-2010 18:00 Cal File: 042F4201.D
Als bottle: 42 Calibration Sample, Level: 5
Dil Factor: 1.00000
Integrator: Falcon Compound Sublist: 14-AR1268.SUB
Target Version: 4.14 Sample Matrix: None
Processing Host: CANPMSV21

				AMOUNTS			
				CAL-AMT	ON-COL		
RT	EXP RT	DLT RT	RESPONSE	(ng)	(ng)	TARGET RANGE	RATIO
10 AROCLOR-1268					CAS #: 11100-14-4		
7.196	7.196	0.000	20299545	1.00000	0.9557	75.00- 125.00	100.00
7.244	7.244	0.000	18383289	1.00000	0.9482	67.77- 112.96	90.56
7.513	7.513	0.000	17280812	1.00000	0.9662	62.97- 104.94	85.13
7.828	7.828	0.000	6914757	1.00000	0.9080	26.05- 43.41	34.06
8.174	8.174	0.000	56739408	1.00000	1.029	202.70- 337.84	279.51
		Average of Peak Amounts =			0.96142		

Data File: \\CANSVR11\DD\chem\GCS\a2hp10.i\1003011C-1.b\1003011C-1.b\042F4201.D
Date : 01-MAR-2010 18:00
Client ID:
Instrument: a2hp10.i
Sample Info: 1268,,1,5
Operator:
Column phase: restek pest clpII
Column diameter: 0.53

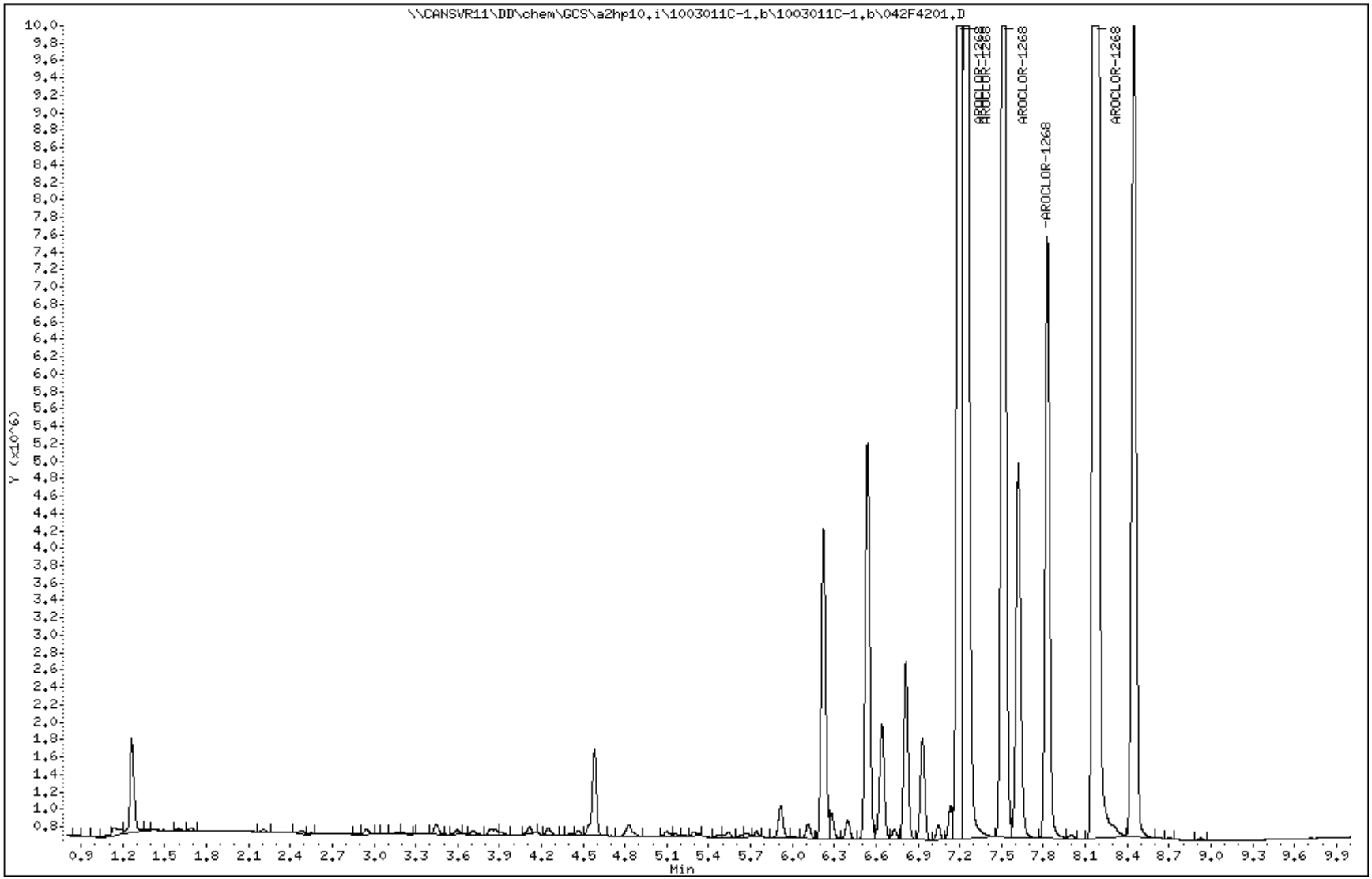

Data File: 043F4301.D
Report Date: 02-Mar-2010 07:05

TestAmerica North Canton

PCB 8082/608

Data file : \\CANSVR11\DD\chem\GCS\a2hp10.i\1003011C-1.b\1003011C-1.b\043F4301.D
Lab Smp Id: 1268
Inj Date : 01-MAR-2010 18:15
Operator : Inst ID: a2hp10.i
Smp Info : 1268,,1,6
Misc Info : 14-AR1268.SUB
Comment :
Method : \\CANSVR11\DD\chem\GCS\a2hp10.i\1003011C-1.b\PCB10.m\PCB10R.m
Meth Date : 02-Mar-2010 07:05 hassl Quant Type: ESTD
Cal Date : 01-MAR-2010 18:15 Cal File: 043F4301.D
Als bottle: 43 Calibration Sample, Level: 6
Dil Factor: 1.00000
Integrator: Falcon Compound Sublist: 14-AR1268.SUB
Target Version: 4.14 Sample Matrix: None
Processing Host: CANPMSV21

				AMOUNTS			
				CAL-AMT	ON-COL		
RT	EXP RT	DLT RT	RESPONSE	(ng)	(ng)	TARGET RANGE	RATIO
10 AROCLOR-1268					CAS #: 11100-14-4		
7.196	7.196	0.000	37166057	2.00000	1.794	75.00- 125.00	100.00
7.245	7.245	0.000	34052016	2.00000	1.791	67.77- 112.96	91.62
7.513	7.513	0.000	31493312	2.00000	1.786	62.97- 104.94	84.74
7.827	7.827	0.000	12605035	2.00000	1.700	26.05- 43.41	33.92
8.175	8.175	0.000	103867210	2.00000	1.898	202.70- 337.84	279.47
		Average of Peak Amounts =			1.79380		

Data File: \\CANSVR11\DD\chem\GCS\a2hp10.i\1003011C-1.b\1003011C-1.b\043F4301.D
Date : 01-MAR-2010 18:15
Client ID:
Instrument: a2hp10.i
Sample Info: 1268,,1,6
Operator:
Column phase: restek pest clpII
Column diameter: 0.53

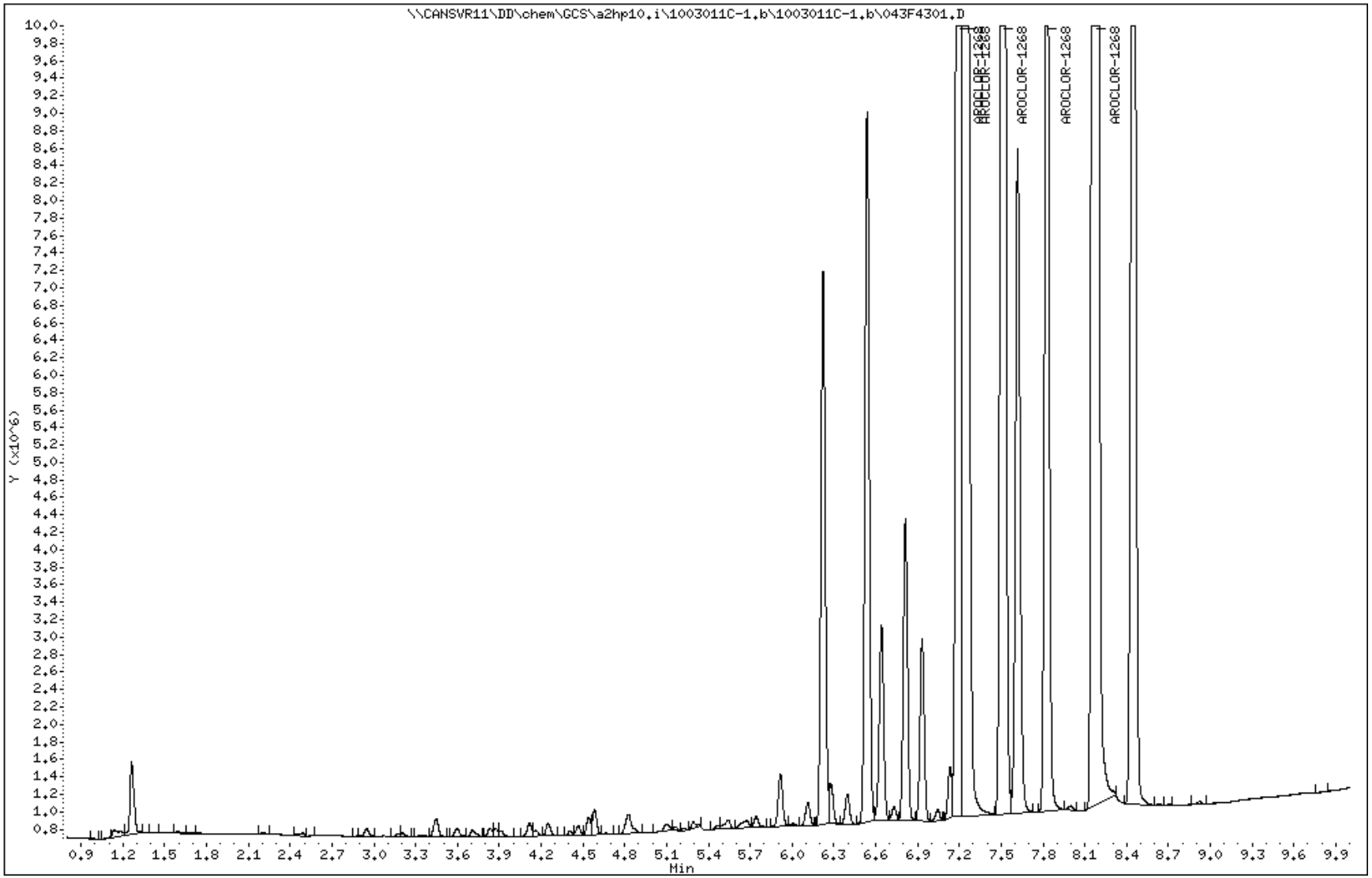

Data File: 045F0101.D
Report Date: 02-Mar-2010 07:40

TestAmerica North Canton

CONTINUING CALIBRATION COMPOUNDS

Instrument ID: a2hp10.i Injection Date: 02-MAR-2010 07:27
Lab File ID: 045F0101.D Init. Cal. Date(s): 19-JAN-2010 01-MAR-2010
Analysis Type: Init. Cal. Times: 14:58 18:15
Lab Sample ID: ICV Quant Type: ESTD
Method: \\CANSVR11\DD\chem\GCS\a2hp10.i\1003011C-1.b\PCB10.m\PCB10R.m

COMPOUND	RRF / AMOUNT	RF1	MIN RRF	%D / %DRIFT	MAX %D / %DRIFT	CURVE TYPE	
3 AROCLOR-1016(1)	7500897	6525797	0.010	12.99978	15.00000	Averaged	
(2)	15052757	12707077	0.010	15.58306	15.00000	Averaged	<-
(3)	29847764	25548962	0.010	14.40243	15.00000	Averaged	
(4)	13247576	11232898	0.010	15.20790	15.00000	Averaged	<-
(5)	10574082	9001119	0.010	14.87565	15.00000	Averaged	
8 AROCLOR-1260(1)	17515021	15528776	0.010	11.34024	15.00000	Averaged	
(2)	19169903	17520048	0.010	8.60649	15.00000	Averaged	
(3)	26749726	24193127	0.010	9.55748	15.00000	Averaged	
(4)	33129827	32375313	0.010	2.27745	15.00000	Averaged	
(5)	24399529	21963800	0.010	9.98269	15.00000	Averaged	

TestAmerica North Canton

PCB 8082/608

Data file : \\CANSVR11\DD\chem\GCS\a2hp10.i\1003011C-1.b\1003011C-1.b\045F0101.D
Lab Smp Id: ICV
Inj Date : 02-MAR-2010 07:27
Operator : Inst ID: a2hp10.i
Smp Info : ICV,,2
Misc Info :
Comment :
Method : \\CANSVR11\DD\chem\GCS\a2hp10.i\1003011C-1.b\PCB10.m\PCB10R.m
Meth Date : 02-Mar-2010 07:42 hassl Quant Type: ESTD
Cal Date : 01-MAR-2010 17:30 Cal File: 040F4001.D
Als bottle: 45 Continuing Calibration Sample
Dil Factor: 1.00000
Integrator: Falcon Compound Sublist: 6-AR1660.sub
Target Version: 4.14 Sample Matrix: None
Processing Host: CANPMSV21

				AMOUNTS			
				CAL-AMT	ON-COL		
RT	EXP RT	DLT RT	RESPONSE	(ng)	(ng)	TARGET RANGE	RATIO
3 AROCLOR-1016					CAS #: 12674-11-2		
2.499	2.499	0.000	6525797	0.50000	0.8700	80.00- 120.00	100.00
2.952	2.952	0.000	12707077	0.50000	0.8442	146.04- 243.40	194.72
3.451	3.451	0.000	25548962	0.50000	0.8560	293.63- 489.38	391.51
3.601	3.601	0.000	11232898	0.50000	0.8479	129.10- 215.16	172.13
3.712	3.712	0.000	9001119	0.50000	0.8512	103.45- 172.41	137.93
Average of Peak Amounts =					0.85386		
8 AROCLOR-1260					CAS #: 11096-82-5		
5.512	5.512	0.000	15528776	0.50000	0.8866	80.00- 120.00	100.00
5.748	5.748	0.000	17520048	0.50000	0.9139	84.62- 141.03	112.82
6.123	6.123	0.000	24193127	0.50000	0.9044	116.85- 194.74	155.80
6.821	6.821	0.000	32375313	0.50000	0.9772	156.36- 260.61	208.49
7.206	7.206	0.000	21963800	0.50000	0.9002	106.08- 176.80	141.44
Average of Peak Amounts =					0.91646		

Data File: \\CANSVR11\DD\chem\GCS\a2hp10.i\1003011C-1.b\1003011C-1.b\045F0101.D
Date : 02-MAR-2010 07:27
Client ID:
Instrument: a2hp10.i
Sample Info: ICV,,2
Operator:
Column phase: restek pest clpII
Column diameter: 0.53

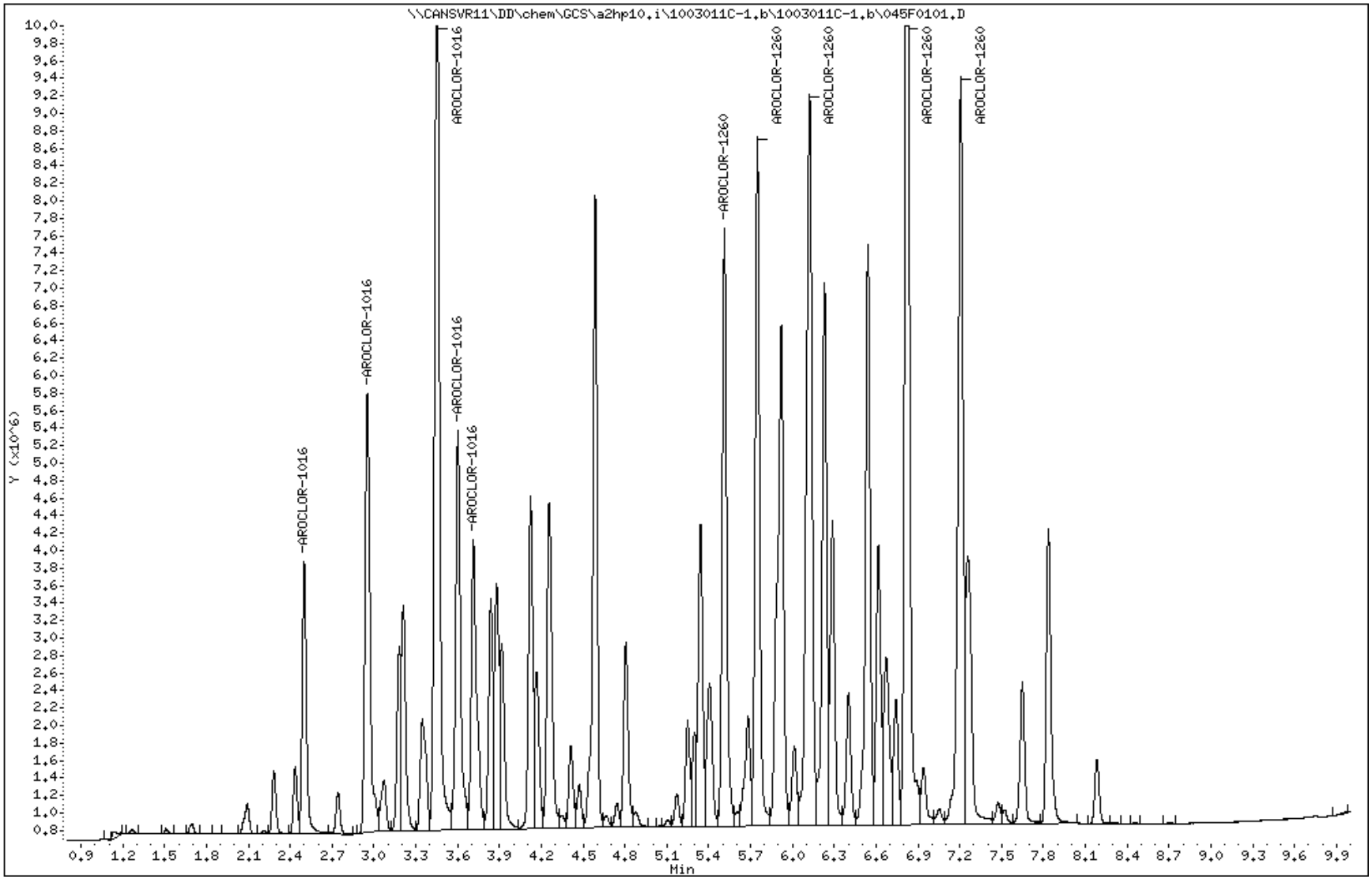

FORM 8
SEMIVOLATILE ANALYTICAL SEQUENCE

Lab Name: NORTH CANTON Contract:

Lab Code: TALCAN Case No.: SAS No.: SDG No.: A0B240490

GC Column: RESTEK PEST CLPI ID: 0.53 (mm) Init. Calib. Date(s): 02/24/10 03/01/10

Instrument ID: A2HP10

THE ANALYTICAL SEQUENCE OF PERFORMANCE EVALUATION MIXTURES, BLANKS, SAMPLES, AND STANDARDS IS GIVEN BELOW:

	MEAN SURROGATE RT FROM INITIAL CALIBRATION					
	CLIENT SAMPLE NO.	LAB SAMPLE ID	DATE ANALYZED	TIME ANALYZED	RT #	RT #
01		MRL	03/04/10	0728		
02		E009	03/04/10	1851		
03	B12SB-028-50	LV2D22AF	03/04/10	1906		
04	LV79WBLK	LV79W1AA	03/04/10	1951		
05	LV79WCHK	LV79W1AC	03/04/10	2007		
06		E009	03/04/10	2022		
07		MRL	03/04/10	2037		
08						
09						
10						
11						
12						
13						
14						
15						
16						
17						
18						
19						
20						
21						
22						
23						
24						
25						
26						
27						
28						
29						
30						
31						
32						

QC LIMITS

Column used to flag retention time values with an asterisk.
* Values outside of QC limits.

Report Date: 05-Mar-2010 10:50

Calibration History

Method : \\cansvr11\dd\chem\GCS\a2hp10.i\100304-1.b\PCB10.m
Start Cal Date: 24-FEB-2010 04:58
End Cal Date : 01-MAR-2010 18:15
Last Cal Level: 5
Last Cal Type : Continuing Calibration

Initial Calibration

Injection Date	Sublist	Calibration File
Cal Level: 1 , Cal Amount: 0.05000		
01-MAR-2010 16:59	14-AR1268	\\CANSVR11\DD\chem\GCS\a2hp10.i\1003011C-1.b\038F3801.D
01-MAR-2010 15:28	13-AR1262	\\CANSVR11\DD\chem\GCS\a2hp10.i\1003011C-1.b\032F3201.D
01-MAR-2010 13:57	12-AR1660TD	\\CANSVR11\DD\chem\GCS\a2hp10.i\1003011C-1.b\026F2601.D
01-MAR-2010 12:26	9-AR2154	\\CANSVR11\DD\chem\GCS\a2hp10.i\1003011C-1.b\020F2001.D
01-MAR-2010 10:54	3-AR1248	\\CANSVR11\DD\chem\GCS\a2hp10.i\1003011C-1.b\014F1401.D
01-MAR-2010 09:23	2-AR1242	\\CANSVR11\DD\chem\GCS\a2hp10.i\1003011C-1.b\008F0801.D
01-MAR-2010 07:51	1-AR1232	\\CANSVR11\DD\chem\GCS\a2hp10.i\1003011C-1.b\002F0201.D
Cal Level: 2 , Cal Amount: 0.10000		
01-MAR-2010 17:14	14-AR1268	\\CANSVR11\DD\chem\GCS\a2hp10.i\1003011C-1.b\039F3901.D
01-MAR-2010 15:43	13-AR1262	\\CANSVR11\DD\chem\GCS\a2hp10.i\1003011C-1.b\033F3301.D
01-MAR-2010 14:12	12-AR1660TD	\\CANSVR11\DD\chem\GCS\a2hp10.i\1003011C-1.b\027F2701.D
01-MAR-2010 12:41	9-AR2154	\\CANSVR11\DD\chem\GCS\a2hp10.i\1003011C-1.b\021F2101.D
01-MAR-2010 11:09	3-AR1248	\\CANSVR11\DD\chem\GCS\a2hp10.i\1003011C-1.b\015F1501.D
01-MAR-2010 09:38	2-AR1242	\\CANSVR11\DD\chem\GCS\a2hp10.i\1003011C-1.b\009F0901.D
01-MAR-2010 08:07	1-AR1232	\\CANSVR11\DD\chem\GCS\a2hp10.i\1003011C-1.b\003F0301.D
Cal Level: 3 , Cal Amount: 0.20000		
01-MAR-2010 17:30	14-AR1268	\\CANSVR11\DD\chem\GCS\a2hp10.i\1003011C-1.b\040F4001.D
01-MAR-2010 15:59	13-AR1262	\\CANSVR11\DD\chem\GCS\a2hp10.i\1003011C-1.b\034F3401.D
01-MAR-2010 14:27	12-AR1660TD	\\CANSVR11\DD\chem\GCS\a2hp10.i\1003011C-1.b\028F2801.D
01-MAR-2010 12:56	9-AR2154	\\CANSVR11\DD\chem\GCS\a2hp10.i\1003011C-1.b\022F2201.D
01-MAR-2010 11:25	3-AR1248	\\CANSVR11\DD\chem\GCS\a2hp10.i\1003011C-1.b\016F1601.D

```
|01-MAR-2010 09:53 |2-AR1242          |                                      |
|\\CANSVR11\DD\chem\GCS\a2hp10.i\1003011C-1.b\010F1001.D                      |
|01-MAR-2010 08:22 |1-AR1232          |                                      |
|\\CANSVR11\DD\chem\GCS\a2hp10.i\1003011C-1.b\004F0401.D                      |
+------------------+------------------+--------------------------------------+

+------------------+------------------+--------------------------------------+
| Cal Level: 4 , Cal Amount: 0.50000                                          |
+=============================================================================+
|01-MAR-2010 17:45 |14-AR1268         |                                      |
|\\CANSVR11\DD\chem\GCS\a2hp10.i\1003011C-1.b\041F4101.D                      |
|01-MAR-2010 16:14 |13-AR1262         |                                      |
|\\CANSVR11\DD\chem\GCS\a2hp10.i\1003011C-1.b\035F3501.D                      |
|01-MAR-2010 14:43 |12-AR1660TD       |                                      |
|\\CANSVR11\DD\chem\GCS\a2hp10.i\1003011C-1.b\029F2901.D                      |
|01-MAR-2010 13:11 |9-AR2154          |                                      |
|\\CANSVR11\DD\chem\GCS\a2hp10.i\1003011C-1.b\023F2301.D                      |
|01-MAR-2010 11:40 |3-AR1248          |                                      |
|\\CANSVR11\DD\chem\GCS\a2hp10.i\1003011C-1.b\017F1701.D                      |
|01-MAR-2010 10:09 |2-AR1242          |                                      |
|\\CANSVR11\DD\chem\GCS\a2hp10.i\1003011C-1.b\011F1101.D                      |
|01-MAR-2010 08:37 |1-AR1232          |                                      |
|\\CANSVR11\DD\chem\GCS\a2hp10.i\1003011C-1.b\005F0501.D                      |
+------------------+------------------+--------------------------------------+

+------------------+------------------+--------------------------------------+
| Cal Level: 5 , Cal Amount: 1.00000                                          |
+=============================================================================+
|01-MAR-2010 18:00 |14-AR1268         |                                      |
|\\CANSVR11\DD\chem\GCS\a2hp10.i\1003011C-1.b\042F4201.D                      |
|01-MAR-2010 16:29 |13-AR1262         |                                      |
|\\CANSVR11\DD\chem\GCS\a2hp10.i\1003011C-1.b\036F3601.D                      |
|01-MAR-2010 14:58 |12-AR1660TD       |                                      |
|\\CANSVR11\DD\chem\GCS\a2hp10.i\1003011C-1.b\030F3001.D                      |
|01-MAR-2010 13:27 |9-AR2154          |                                      |
|\\CANSVR11\DD\chem\GCS\a2hp10.i\1003011C-1.b\024F2401.D                      |
|01-MAR-2010 11:55 |3-AR1248          |                                      |
|\\CANSVR11\DD\chem\GCS\a2hp10.i\1003011C-1.b\018F1801.D                      |
|01-MAR-2010 10:24 |2-AR1242          |                                      |
|\\CANSVR11\DD\chem\GCS\a2hp10.i\1003011C-1.b\012F1201.D                      |
|01-MAR-2010 08:52 |1-AR1232          |                                      |
|\\CANSVR11\DD\chem\GCS\a2hp10.i\1003011C-1.b\006F0601.D                      |
+------------------+------------------+--------------------------------------+

+------------------+------------------+--------------------------------------+
| Cal Level: 6 , Cal Amount: 2.00000                                          |
+=============================================================================+
|01-MAR-2010 18:15 |14-AR1268         |                                      |
|\\CANSVR11\DD\chem\GCS\a2hp10.i\1003011C-1.b\043F4301.D                      |
|01-MAR-2010 16:44 |13-AR1262         |                                      |
|\\CANSVR11\DD\chem\GCS\a2hp10.i\1003011C-1.b\037F3701.D                      |
|01-MAR-2010 15:13 |12-AR1660TD       |                                      |
|\\CANSVR11\DD\chem\GCS\a2hp10.i\1003011C-1.b\031F3101.D                      |
|01-MAR-2010 13:42 |9-AR2154          |                                      |
|\\CANSVR11\DD\chem\GCS\a2hp10.i\1003011C-1.b\025F2501.D                      |
|01-MAR-2010 12:10 |3-AR1248          |                                      |
|\\CANSVR11\DD\chem\GCS\a2hp10.i\1003011C-1.b\019F1901.D                      |
|01-MAR-2010 10:39 |2-AR1242          |                                      |
|\\CANSVR11\DD\chem\GCS\a2hp10.i\1003011C-1.b\013F1301.D                      |
|01-MAR-2010 09:08 |1-AR1232          |                                      |
|\\CANSVR11\DD\chem\GCS\a2hp10.i\1003011C-1.b\007F0701.D                      |
+------------------+------------------+--------------------------------------+


Continuing Calibration
Ccal Level Mode: GLOBAL LEVEL 4
```

Data File: \\CANSVR11\DD\chem\GCS\a2hp10.i\100304-1.b\003F0301.D
Report Date: 05-Mar-2010 07:33

TestAmerica North Canton

RECOVERY REPORT

Client Name: Client SDG: SDGa00320
Sample Matrix: LIQUID Fraction: SV
Lab Smp Id: MRL
Level: LOW Operator:
Data Type: GC MULTI COMP SampleType: MRL
SpikeList File: MRL.spk Quant Type: ESTD
Sublist File: 6-AR1660.sub
Method File: \\CANSVR11\DD\chem\GCS\a2hp10.i\100304-1.b\PCB10.m
Misc Info:

SPIKE COMPOUND	AMOUNT ADDED ng	AMOUNT RECOVERED ng	% RECOVERED	LIMITS
3 AROCLOR-1016	0.05000	0.05133	102.66	70-130
8 AROCLOR-1260	0.05000	0.05073	101.46	70-130

Data File: \\CANSVR11\DD\chem\GCS\a2hp10.i\100304-1.b\003F0301.D
Report Date: 05-Mar-2010 07:33

TestAmerica North Canton

PCB 8082/608

Data file : \\CANSVR11\DD\chem\GCS\a2hp10.i\100304-1.b\003F0301.D
Lab Smp Id: MRL
Inj Date : 04-MAR-2010 07:28
Operator : Inst ID: a2hp10.i
Smp Info : MRL
Misc Info :
Comment :
Method : \\CANSVR11\DD\chem\GCS\a2hp10.i\100304-1.b\PCB10.m
Meth Date : 05-Mar-2010 06:20 Quant Type: ESTD
Cal Date : 01-MAR-2010 18:00 Cal File: 042F4201.D
Als bottle: 3 QC Sample: MRL
Dil Factor: 1.00000
Integrator: Falcon Compound Sublist: 6-AR1660.sub
Target Version: 4.14 Sample Matrix: WATER
Processing Host: CANPMSV21

Concentration Formula: Amt * DF * Vt/Vo * CpndVariable

Name	Value	Description
DF	1.000	Dilution Factor
Vt	5000.000	final volume
Vo	1000.000	intitial volume
Cpnd Variable		Local Compound Variable

RT	EXP RT	DLT RT	RESPONSE	CONCENTRATIONS ON-COL (ng)	FINAL (ug/L)	TARGET RANGE	RATIO
3 AROCLOR-1016					CAS #: 12674-11-2		
1.809	1.810	-0.001	72360	0.05503	0.2751	80.00- 120.00	100.00
2.148	2.149	-0.001	117159	0.05534	0.2767	121.73- 202.88	161.91
2.607	2.608	-0.001	186934	0.04941	0.2470	228.58- 380.97	258.34
2.744	2.745	-0.001	87957	0.04649	0.2325	110.73- 184.55	121.55
3.171	3.172	-0.001	80399	0.05038	0.2519	92.25- 153.75	111.11
Average of Peak Concentrations =					0.2566		
8 AROCLOR-1260					CAS #: 11096-82-5		
4.461	4.461	0.000	295068	0.05248	0.2624	80.00- 120.00	100.00
4.760	4.760	0.000	534490	0.05117	0.2559	135.22- 225.37	181.14
5.049	5.051	-0.002	487038	0.05010	0.2505	124.45- 207.42	165.06
5.770	5.771	-0.001	708295	0.04950	0.2475	184.01- 306.69	240.04
6.058	6.060	-0.002	336546	0.05041	0.2520	83.01- 138.36	114.06
Average of Peak Concentrations =					0.2536		

Data File: \\CANSVR11\DD\chem\GCS\a2hp10.i\100304-1.b\003F0301.D
Date : 04-MAR-2010 07:28
Client ID:
Instrument: a2hp10.i
Sample Info: MRL
Purge Volume: 1000.0
Operator:
Column phase: restek pest clpI
Column diameter: 0.53

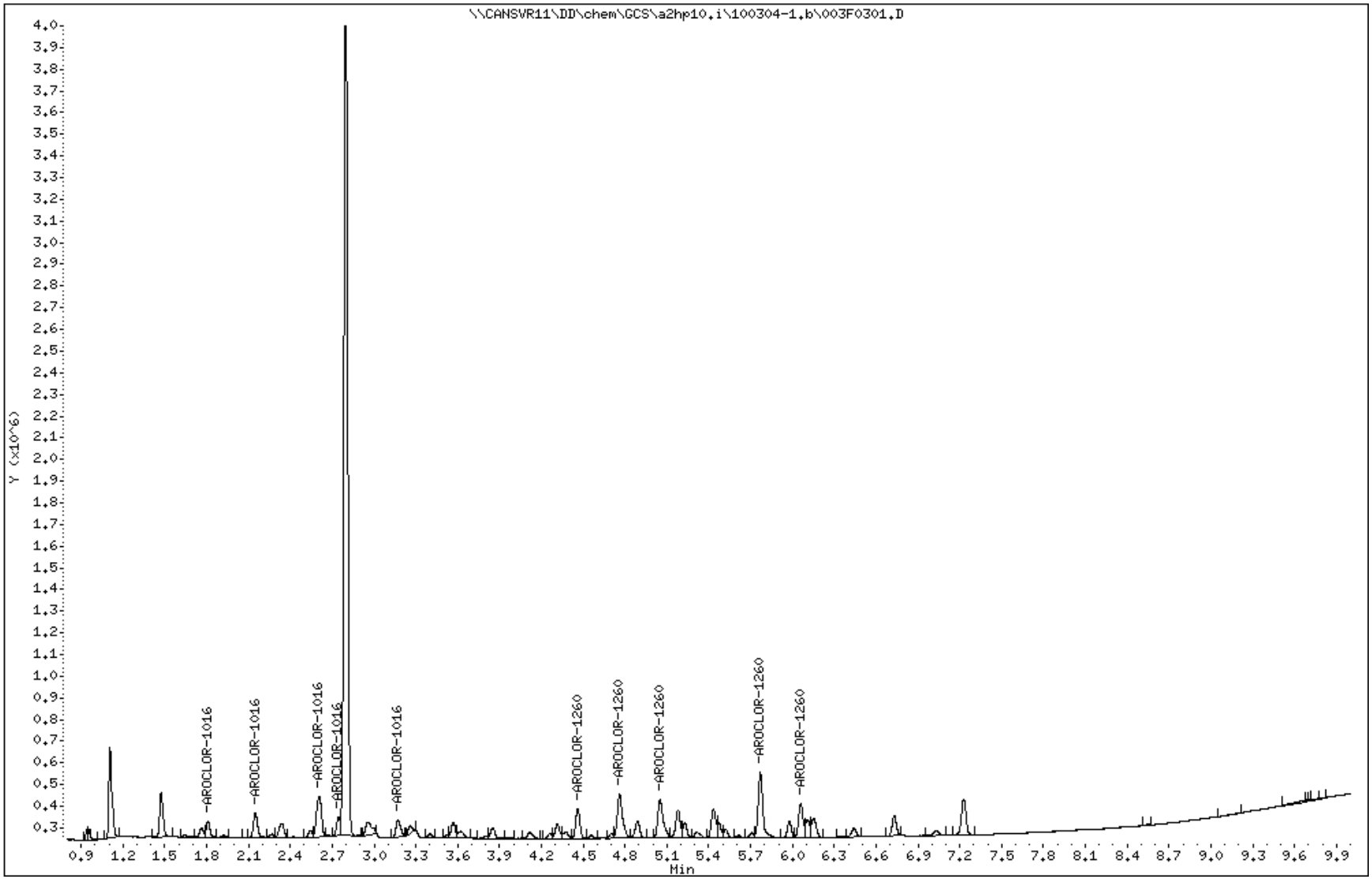

Data File: \\CANSVR11\dd\chem\GCS\a2hp10.i\100304-1.b\048F4801.D
Report Date: 04-Mar-2010 18:59

TestAmerica North Canton

CONTINUING CALIBRATION COMPOUNDS

Instrument ID: a2hp10.i Injection Date: 04-MAR-2010 18:51
Lab File ID: 048F4801.D Init. Cal. Date(s): 24-FEB-2010 01-MAR-2010
Analysis Type: Init. Cal. Times: 04:58 18:15
Lab Sample ID: E009 Quant Type: ESTD
Method: \\CANSVR11\dd\chem\GCS\a2hp10.i\100304-1.b\PCB10.m

COMPOUND	RRF / AMOUNT	RF0.500	MIN RRF	%D / %DRIFT	MAX %D / %DRIFT	CURVE TYPE	
$ 1 TCMX	138678448	148353200	0.010	-6.97639	15.00000	Averaged	
3 AROCLOR-1016(1)	1315024	1407252	0.010	-7.01342	15.00000	Averaged	
(2)	2116985	2242578	0.010	-5.93264	15.00000	Averaged	
(3)	3783564	4156218	0.010	-9.84929	15.00000	Averaged	
(4)	1891808	2034216	0.010	-7.52761	15.00000	Averaged	
(5)	1595715	1685880	0.010	-5.65045	15.00000	Averaged	
8 AROCLOR-1260(1)	5622771	5862238	0.010	-4.25888	15.00000	Averaged	
(2)	10444686	10944364	0.010	-4.78404	15.00000	Averaged	
(3)	9721213	10316130	0.010	-6.11978	15.00000	Averaged	
(4)	14310186	14665084	0.010	-2.48004	15.00000	Averaged	
(5)	6676752	6550034	0.010	1.89790	15.00000	Averaged	
$ 12 DCB	133289987	103076880	0.010	22.66720	15.00000	Averaged	<-

TestAmerica North Canton

PCB 8082/608

Data file : \\CANSVR11\dd\chem\GCS\a2hp10.i\100304-1.b\048F4801.D
Lab Smp Id: E009
Inj Date : 04-MAR-2010 18:51
Operator : Inst ID: a2hp10.i
Smp Info : E009,,2
Misc Info : 12-AR1660TD.SUB
Comment :
Method : \\CANSVR11\dd\chem\GCS\a2hp10.i\100304-1.b\PCB10.m
Meth Date : 04-Mar-2010 18:58 Quant Type: ESTD
Cal Date : 01-MAR-2010 18:00 Cal File: 042F4201.D
Als bottle: 48 Continuing Calibration Sample
Dil Factor: 1.00000
Integrator: Falcon Compound Sublist: 12-AR1660TD.SUB
Target Version: 4.14 Sample Matrix: None
Processing Host: CANSVR11

				AMOUNTS			
				CAL-AMT	ON-COL		
RT	EXP RT	DLT RT	RESPONSE	(ng)	(ng)	TARGET RANGE	RATIO
$ 1 TCMX					CAS #: 877-09-8		
1.474	1.474	0.000	3708830	0.02500	0.02674		
3 AROCLOR-1016					CAS #: 12674-11-2		
1.809	1.809	0.000	703626	0.50000	0.5351	80.00- 120.00	100.00
2.149	2.149	0.000	1121289	0.50000	0.5297	119.52- 199.20	159.36
2.608	2.608	0.000	2078109	0.50000	0.5492	221.51- 369.18	295.34
2.745	2.745	0.000	1017108	0.50000	0.5376	108.41- 180.69	144.55
3.172	3.172	0.000	842940	0.50000	0.5282	89.85- 149.75	119.80
		Average of Peak Amounts =			0.53596		
8 AROCLOR-1260					CAS #: 11096-82-5		
4.462	4.462	0.000	2931119	0.50000	0.5213	80.00- 120.00	100.00
4.763	4.763	0.000	5472182	0.50000	0.5239	140.02- 233.37	186.69
5.052	5.052	0.000	5158065	0.50000	0.5306	131.98- 219.97	175.98
5.773	5.773	0.000	7332542	0.50000	0.5124	187.62- 312.70	250.16
6.061	6.061	0.000	3275017	0.50000	0.4905	83.80- 139.67	111.73
		Average of Peak Amounts =			0.51574		
$ 12 DCB					CAS #: 2051-24-3		
7.230	7.230	0.000	2576922	0.02500	0.01933		

Data File: \\CANSVR11\DD\chem\GCS\a2hp10.i\100304-1.b\048F4801.D
Date : 04-MAR-2010 18:51
Client ID:
Sample Info: E009,,2

Instrument: a2hp10.i
Operator:
Column diameter: 0.53

Column phase: restek pest clpI

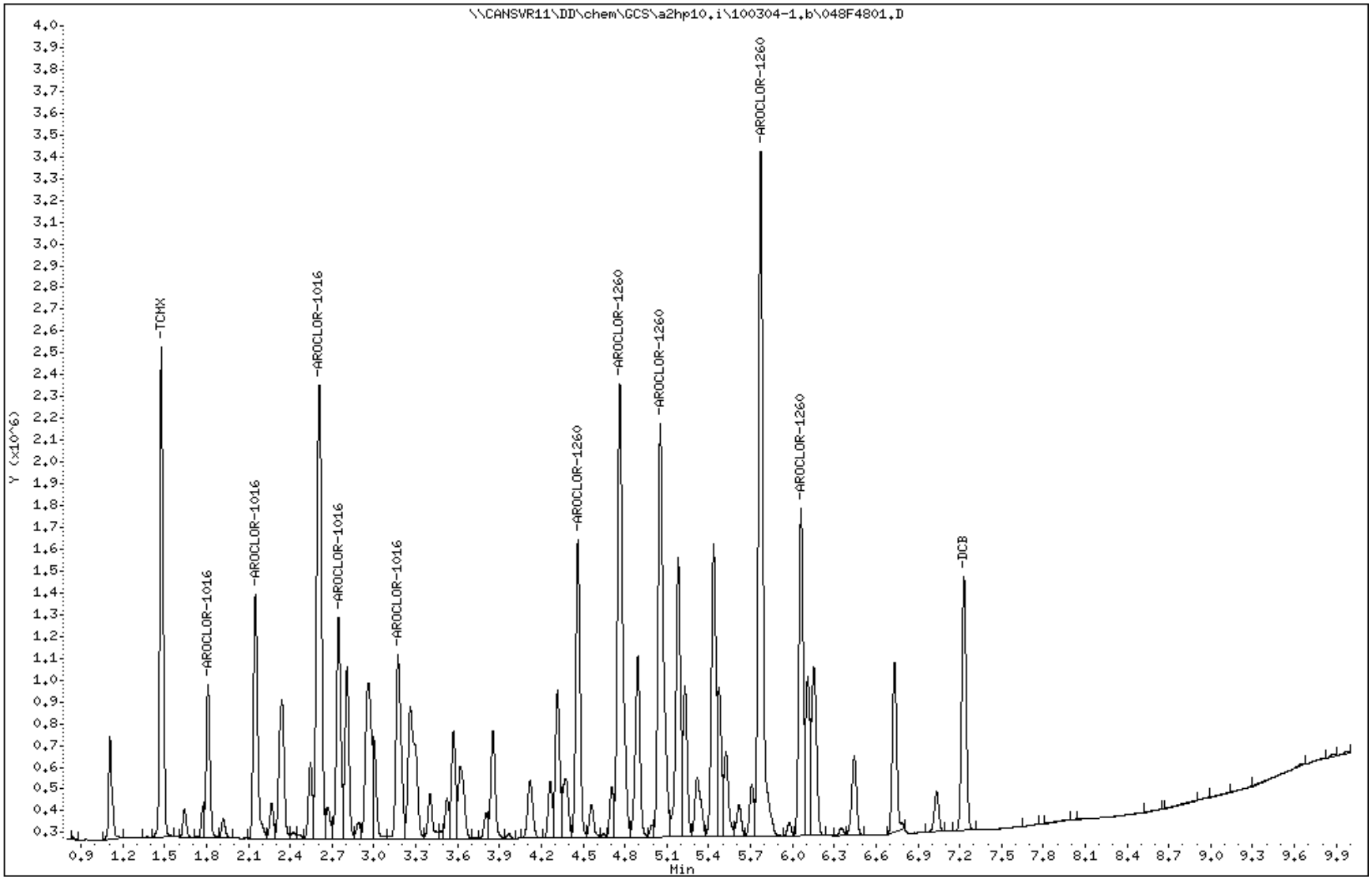

Data File: \\CANSVR11\dd\chem\GCS\a2hp10.i\100304-1.b\054F5401.D
Report Date: 04-Mar-2010 20:30

TestAmerica North Canton

CONTINUING CALIBRATION COMPOUNDS

Instrument ID: a2hp10.i Injection Date: 04-MAR-2010 20:22
Lab File ID: 054F5401.D Init. Cal. Date(s): 24-FEB-2010 01-MAR-2010
Analysis Type: Init. Cal. Times: 04:58 18:15
Lab Sample ID: E009 Quant Type: ESTD
Method: \\CANSVR11\dd\chem\GCS\a2hp10.i\100304-1.b\PCB10.m

COMPOUND	RRF / AMOUNT	RF0.500	MIN RRF	%D / %DRIFT	MAX %D / %DRIFT	CURVE TYPE
$ 1 TCMX	138678448	144899880	0.010	-4.48623	15.00000	Averaged
3 AROCLOR-1016(1)	1315024	1401786	0.010	-6.59776	15.00000	Averaged
(2)	2116985	2194564	0.010	-3.66461	15.00000	Averaged
(3)	3783564	4058054	0.010	-7.25481	15.00000	Averaged
(4)	1891808	1980808	0.010	-4.70449	15.00000	Averaged
(5)	1595715	1623984	0.010	-1.77156	15.00000	Averaged
8 AROCLOR-1260(1)	5622771	5714732	0.010	-1.63551	15.00000	Averaged
(2)	10444686	10658344	0.010	-2.04562	15.00000	Averaged
(3)	9721213	10070048	0.010	-3.58839	15.00000	Averaged
(4)	14310186	14877702	0.010	-3.96582	15.00000	Averaged
(5)	6676752	6918128	0.010	-3.61517	15.00000	Averaged
$ 12 DCB	133289987	114525200	0.010	14.07817	15.00000	Averaged

TestAmerica North Canton

PCB 8082/608

Data file : \\CANSVR11\dd\chem\GCS\a2hp10.i\100304-1.b\054F5401.D
Lab Smp Id: E009
Inj Date : 04-MAR-2010 20:22
Operator : Inst ID: a2hp10.i
Smp Info : E009,,2
Misc Info : 12-AR1660TD.SUB
Comment :
Method : \\CANSVR11\dd\chem\GCS\a2hp10.i\100304-1.b\PCB10.m
Meth Date : 04-Mar-2010 20:30 Quant Type: ESTD
Cal Date : 01-MAR-2010 18:00 Cal File: 042F4201.D
Als bottle: 54 Continuing Calibration Sample
Dil Factor: 1.00000
Integrator: Falcon Compound Sublist: 12-AR1660TD.SUB
Target Version: 4.14 Sample Matrix: None
Processing Host: CANSVR11

				AMOUNTS			
				CAL-AMT	ON-COL		
RT	EXP RT	DLT RT	RESPONSE	(ng)	(ng)	TARGET RANGE	RATIO
$ 1 TCMX					CAS #: 877-09-8		
1.474	1.474	0.000	3622497	0.02500	0.02612		
3 AROCLOR-1016					CAS #: 12674-11-2		
1.809	1.809	0.000	700893	0.50000	0.5330	80.00- 120.00	100.00
2.148	2.148	0.000	1097282	0.50000	0.5183	117.42- 195.69	156.55
2.607	2.607	0.000	2029027	0.50000	0.5363	217.12- 361.86	289.49
2.745	2.745	0.000	990404	0.50000	0.5235	105.98- 176.63	141.31
3.171	3.171	0.000	811992	0.50000	0.5088	86.89- 144.81	115.85
Average of Peak Amounts =					0.52398		
8 AROCLOR-1260					CAS #: 11096-82-5		
4.461	4.461	0.000	2857366	0.50000	0.5082	80.00- 120.00	100.00
4.761	4.761	0.000	5329172	0.50000	0.5102	139.88- 233.13	186.51
5.052	5.052	0.000	5035024	0.50000	0.5179	132.16- 220.27	176.21
5.771	5.771	0.000	7438851	0.50000	0.5198	195.25- 325.42	260.34
6.061	6.061	0.000	3459064	0.50000	0.5181	90.79- 151.32	121.06
Average of Peak Amounts =					0.51484		
$ 12 DCB					CAS #: 2051-24-3		
7.230	7.230	0.000	2863130	0.02500	0.02148		

Data File: \\CANSVR11\DD\chem\GCS\a2hp10.i\100304-1.b\054F5401.D
Date : 04-MAR-2010 20:22
Client ID:
Sample Info: E009,,2

Instrument: a2hp10.i
Operator:
Column phase: restek pest clpI
Column diameter: 0.53

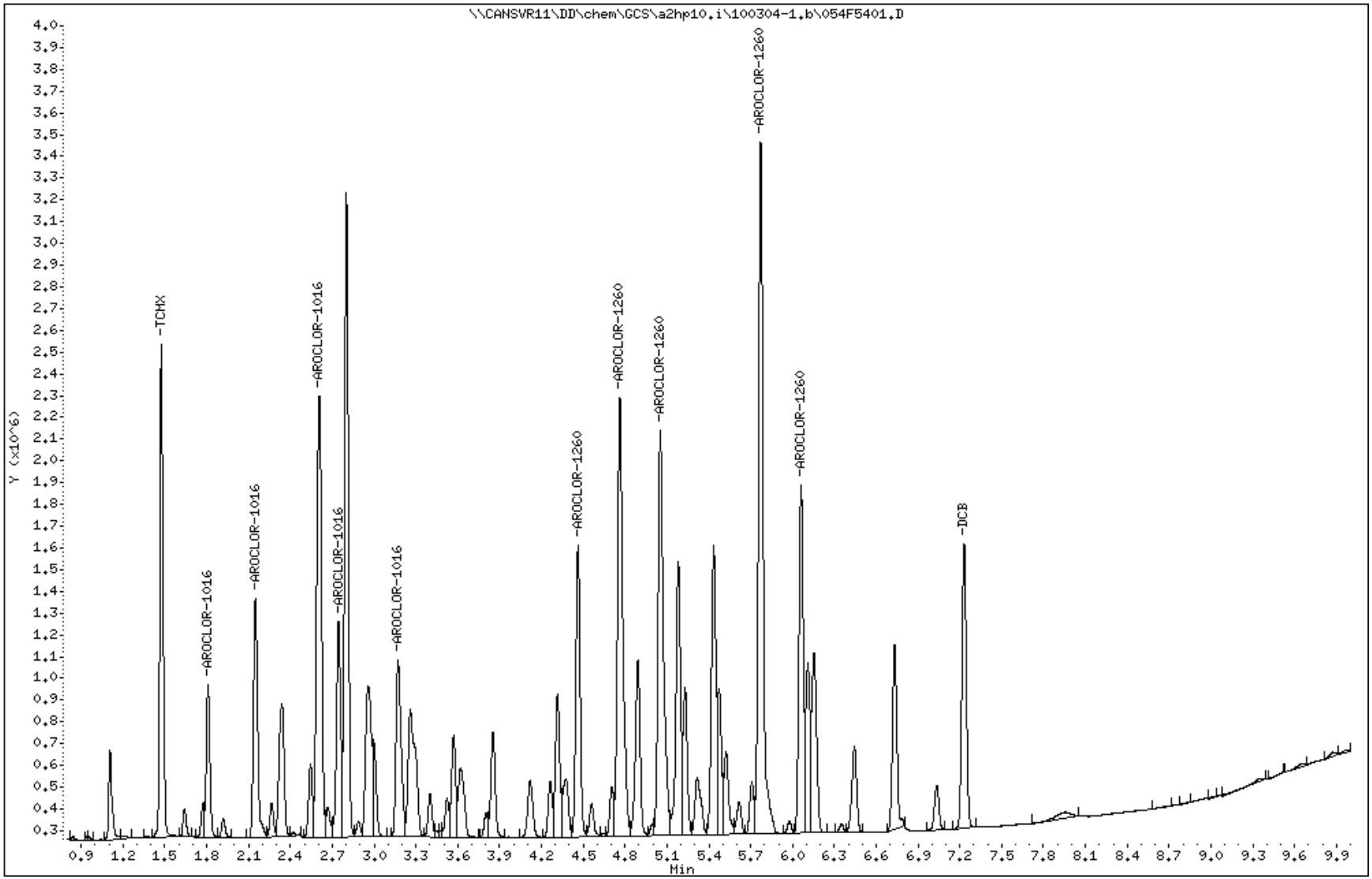

Data File: \\CANSVR11\DD\chem\GCS\a2hp10.i\100304-1.b\055F5501.D
Report Date: 05-Mar-2010 07:33

TestAmerica North Canton

RECOVERY REPORT

Client Name: Client SDG: SDGa00320
Sample Matrix: LIQUID Fraction: SV
Lab Smp Id: MRL
Level: LOW Operator:
Data Type: GC MULTI COMP SampleType: MRL
SpikeList File: MRL.spk Quant Type: ESTD
Sublist File: 6-AR1660.sub
Method File: \\CANSVR11\DD\chem\GCS\a2hp10.i\100304-1.b\PCB10.m
Misc Info:

SPIKE COMPOUND	AMOUNT ADDED ng	AMOUNT RECOVERED ng	% RECOVERED	LIMITS
3 AROCLOR-1016	0.05000	0.05422	108.45	70-130
8 AROCLOR-1260	0.05000	0.05257	105.13	70-130

Data File: \\CANSVR11\DD\chem\GCS\a2hp10.i\100304-1.b\055F5501.D
Report Date: 05-Mar-2010 07:33

TestAmerica North Canton

PCB 8082/608

Data file : \\CANSVR11\DD\chem\GCS\a2hp10.i\100304-1.b\055F5501.D
Lab Smp Id: MRL
Inj Date : 04-MAR-2010 20:37
Operator : Inst ID: a2hp10.i
Smp Info : MRL
Misc Info :
Comment :
Method : \\CANSVR11\DD\chem\GCS\a2hp10.i\100304-1.b\PCB10.m
Meth Date : 05-Mar-2010 06:20 Quant Type: ESTD
Cal Date : 01-MAR-2010 18:00 Cal File: 042F4201.D
Als bottle: 55 QC Sample: MRL
Dil Factor: 1.00000
Integrator: Falcon Compound Sublist: 6-AR1660.sub
Target Version: 4.14 Sample Matrix: WATER
Processing Host: CANPMSV21

Concentration Formula: Amt * DF * Vt/Vo * CpndVariable

Name	Value	Description
DF	1.000	Dilution Factor
Vt	1000.000	final volume
Vo	1000.000	intitial volume
Cpnd Variable		Local Compound Variable

				CONCENTRATIONS ON-COL (ng)	FINAL (ug/L)	TARGET RANGE	RATIO
RT	EXP RT	DLT RT	RESPONSE				
3 AROCLOR-1016					CAS #: 12674-11-2		
1.811	1.810	0.001	74583	0.05672	0.05672	80.00- 120.00	100.00
2.150	2.149	0.001	119390	0.05640	0.05640	121.73- 202.88	160.08
2.608	2.608	0.000	202069	0.05341	0.05341	228.58- 380.97	270.93
2.746	2.745	0.001	95655	0.05056	0.05056	110.73- 184.55	128.25
3.171	3.172	-0.001	86245	0.05405	0.05405	92.25- 153.75	115.64
Average of Peak Concentrations =				0.05422			
8 AROCLOR-1260					CAS #: 11096-82-5		
4.462	4.461	0.001	302496	0.05380	0.05380	80.00- 120.00	100.00
4.762	4.760	0.002	552682	0.05292	0.05292	135.22- 225.37	182.71
5.052	5.051	0.001	506273	0.05208	0.05208	124.45- 207.42	167.37
5.772	5.771	0.001	735708	0.05141	0.05141	184.01- 306.69	243.21
6.061	6.060	0.001	351405	0.05263	0.05263	83.01- 138.36	116.17
Average of Peak Concentrations =				0.05257			

Data File: \\CANSVR11\DD\chem\GCS\a2hp10.i\100304-1.b\055F5501.D
Date : 04-MAR-2010 20:37
Client ID:
Instrument: a2hp10.i
Sample Info: MRL
Purge Volume: 1000.0
Operator:
Column phase: restek pest clpI
Column diameter: 0.53

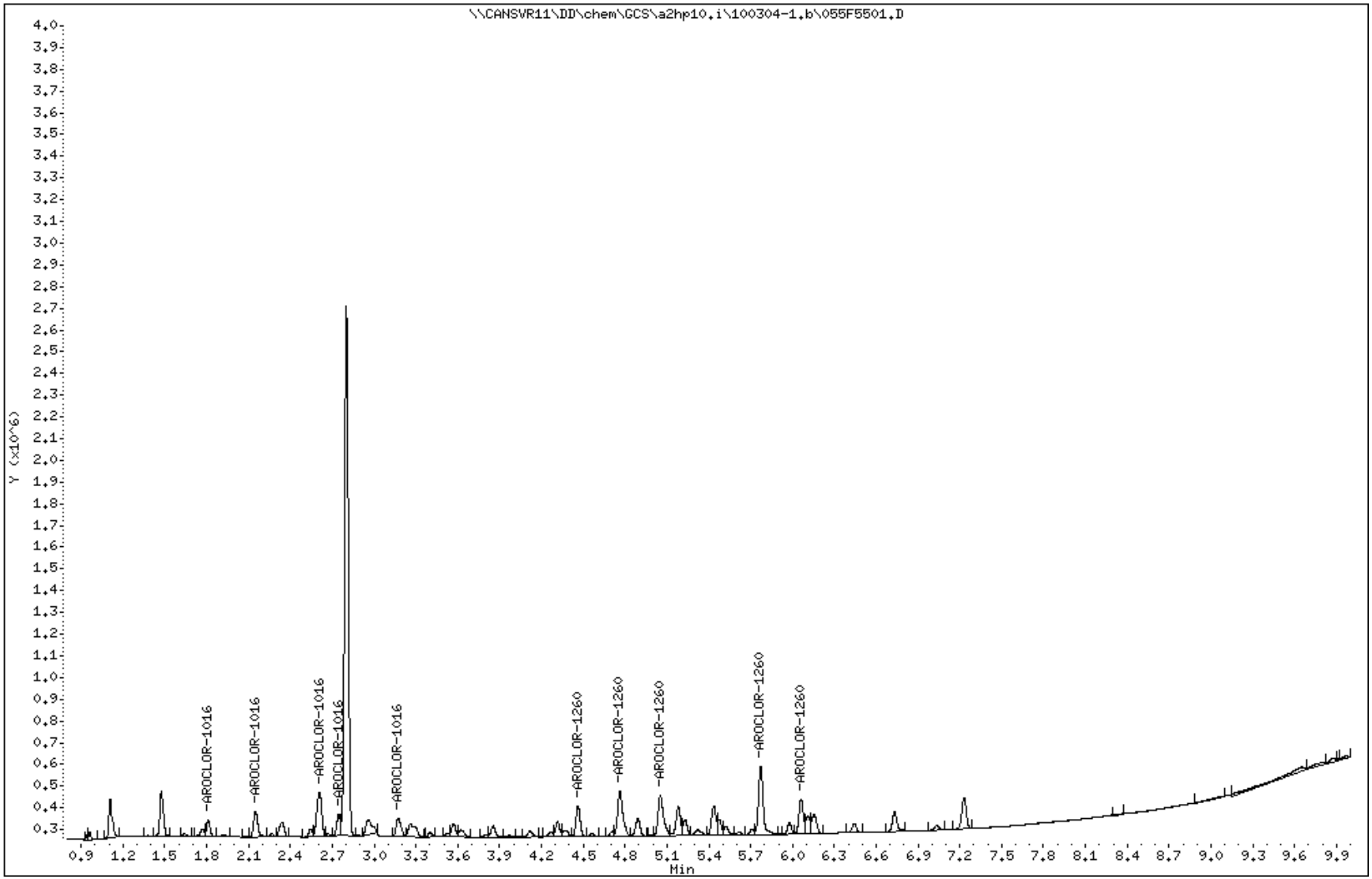

Report Date: 05-Mar-2010 10:50

Calibration History

Method : \\cansvr11\dd\chem\GCS\a2hp10.i\100304-1.b\PCB10.m\PCB10R.m
Start Cal Date: 19-JAN-2010 14:58
End Cal Date : 01-MAR-2010 18:15
Last Cal Level: 3
Last Cal Type : Continuing Calibration

Initial Calibration

Injection Date	Sublist	Calibration File
Cal Level: 1 , Cal Amount: 0.05000		
01-MAR-2010 16:59	14-AR1268	\\CANSVR11\DD\chem\GCS\a2hp10.i\1003011C-1.b\1003011C-1.b\038F3801.D
01-MAR-2010 15:28	13-AR1262	\\CANSVR11\DD\chem\GCS\a2hp10.i\1003011C-1.b\1003011C-1.b\032F3201.D
01-MAR-2010 13:57	12-AR1660TD	\\CANSVR11\DD\chem\GCS\a2hp10.i\1003011C-1.b\1003011C-1.b\026F2601.D
01-MAR-2010 12:26	9-AR2154	\\CANSVR11\DD\chem\GCS\a2hp10.i\1003011C-1.b\1003011C-1.b\020F2001.D
01-MAR-2010 10:54	3-AR1248	\\CANSVR11\DD\chem\GCS\a2hp10.i\1003011C-1.b\1003011C-1.b\014F1401.D
01-MAR-2010 09:23	2-AR1242	\\CANSVR11\DD\chem\GCS\a2hp10.i\1003011C-1.b\1003011C-1.b\008F0801.D
01-MAR-2010 07:51	1-AR1232	\\CANSVR11\DD\chem\GCS\a2hp10.i\1003011C-1.b\1003011C-1.b\002F0201.D
Cal Level: 2 , Cal Amount: 0.10000		
01-MAR-2010 17:14	14-AR1268	\\CANSVR11\DD\chem\GCS\a2hp10.i\1003011C-1.b\1003011C-1.b\039F3901.D
01-MAR-2010 15:43	13-AR1262	\\CANSVR11\DD\chem\GCS\a2hp10.i\1003011C-1.b\1003011C-1.b\033F3301.D
01-MAR-2010 14:12	12-AR1660TD	\\CANSVR11\DD\chem\GCS\a2hp10.i\1003011C-1.b\1003011C-1.b\027F2701.D
01-MAR-2010 12:41	9-AR2154	\\CANSVR11\DD\chem\GCS\a2hp10.i\1003011C-1.b\1003011C-1.b\021F2101.D
01-MAR-2010 11:09	3-AR1248	\\CANSVR11\DD\chem\GCS\a2hp10.i\1003011C-1.b\1003011C-1.b\015F1501.D
01-MAR-2010 09:38	2-AR1242	\\CANSVR11\DD\chem\GCS\a2hp10.i\1003011C-1.b\1003011C-1.b\009F0901.D
01-MAR-2010 08:07	1-AR1232	\\CANSVR11\DD\chem\GCS\a2hp10.i\1003011C-1.b\1003011C-1.b\003F0301.D
Cal Level: 3 , Cal Amount: 0.20000		
01-MAR-2010 17:30	14-AR1268	\\CANSVR11\DD\chem\GCS\a2hp10.i\1003011C-1.b\1003011C-1.b\040F4001.D
01-MAR-2010 15:59	13-AR1262	\\CANSVR11\DD\chem\GCS\a2hp10.i\1003011C-1.b\1003011C-1.b\034F3401.D
01-MAR-2010 14:27	12-AR1660TD	\\CANSVR11\DD\chem\GCS\a2hp10.i\1003011C-1.b\1003011C-1.b\028F2801.D
01-MAR-2010 12:56	9-AR2154	\\CANSVR11\DD\chem\GCS\a2hp10.i\1003011C-1.b\1003011C-1.b\022F2201.D
01-MAR-2010 11:25	3-AR1248	\\CANSVR11\DD\chem\GCS\a2hp10.i\1003011C-1.b\1003011C-1.b\016F1601.D

01-MAR-2010 09:53	2-AR1242	\\CANSVR11\DD\chem\GCS\a2hp10.i\1003011C-1.b\1003011C-1.b\010F1001.D
01-MAR-2010 08:22	1-AR1232	\\CANSVR11\DD\chem\GCS\a2hp10.i\1003011C-1.b\1003011C-1.b\004F0401.D

Cal Level: 4 , Cal Amount: 0.50000		
01-MAR-2010 17:45	14-AR1268	\\CANSVR11\DD\chem\GCS\a2hp10.i\1003011C-1.b\1003011C-1.b\041F4101.D
01-MAR-2010 16:14	13-AR1262	\\CANSVR11\DD\chem\GCS\a2hp10.i\1003011C-1.b\1003011C-1.b\035F3501.D
01-MAR-2010 14:43	12-AR1660TD	\\CANSVR11\DD\chem\GCS\a2hp10.i\1003011C-1.b\1003011C-1.b\029F2901.D
01-MAR-2010 13:11	9-AR2154	\\CANSVR11\DD\chem\GCS\a2hp10.i\1003011C-1.b\1003011C-1.b\023F2301.D
01-MAR-2010 11:40	3-AR1248	\\CANSVR11\DD\chem\GCS\a2hp10.i\1003011C-1.b\1003011C-1.b\017F1701.D
01-MAR-2010 10:09	2-AR1242	\\CANSVR11\DD\chem\GCS\a2hp10.i\1003011C-1.b\1003011C-1.b\011F1101.D
01-MAR-2010 08:37	1-AR1232	\\CANSVR11\DD\chem\GCS\a2hp10.i\1003011C-1.b\1003011C-1.b\005F0501.D

Cal Level: 5 , Cal Amount: 1.00000		
01-MAR-2010 18:00	14-AR1268	\\CANSVR11\DD\chem\GCS\a2hp10.i\1003011C-1.b\1003011C-1.b\042F4201.D
01-MAR-2010 16:29	13-AR1262	\\CANSVR11\DD\chem\GCS\a2hp10.i\1003011C-1.b\1003011C-1.b\036F3601.D
01-MAR-2010 14:58	12-AR1660TD	\\CANSVR11\DD\chem\GCS\a2hp10.i\1003011C-1.b\1003011C-1.b\030F3001.D
01-MAR-2010 13:27	9-AR2154	\\CANSVR11\DD\chem\GCS\a2hp10.i\1003011C-1.b\1003011C-1.b\024F2401.D
01-MAR-2010 11:55	3-AR1248	\\CANSVR11\DD\chem\GCS\a2hp10.i\1003011C-1.b\1003011C-1.b\018F1801.D
01-MAR-2010 10:24	2-AR1242	\\CANSVR11\DD\chem\GCS\a2hp10.i\1003011C-1.b\1003011C-1.b\012F1201.D
01-MAR-2010 08:52	1-AR1232	\\CANSVR11\DD\chem\GCS\a2hp10.i\1003011C-1.b\1003011C-1.b\006F0601.D

Cal Level: 6 , Cal Amount: 2.00000		
01-MAR-2010 18:15	14-AR1268	\\CANSVR11\DD\chem\GCS\a2hp10.i\1003011C-1.b\1003011C-1.b\043F4301.D
01-MAR-2010 16:44	13-AR1262	\\CANSVR11\DD\chem\GCS\a2hp10.i\1003011C-1.b\1003011C-1.b\037F3701.D
01-MAR-2010 15:13	12-AR1660TD	\\CANSVR11\DD\chem\GCS\a2hp10.i\1003011C-1.b\1003011C-1.b\031F3101.D
01-MAR-2010 13:42	9-AR2154	\\CANSVR11\DD\chem\GCS\a2hp10.i\1003011C-1.b\1003011C-1.b\025F2501.D
01-MAR-2010 12:10	3-AR1248	\\CANSVR11\DD\chem\GCS\a2hp10.i\1003011C-1.b\1003011C-1.b\019F1901.D
01-MAR-2010 10:39	2-AR1242	\\CANSVR11\DD\chem\GCS\a2hp10.i\1003011C-1.b\1003011C-1.b\013F1301.D
01-MAR-2010 09:08	1-AR1232	\\CANSVR11\DD\chem\GCS\a2hp10.i\1003011C-1.b\1003011C-1.b\007F0701.D

Continuing Calibration
Ccal Level Mode: GLOBAL LEVEL 4

Data File: 003F0301.D
Report Date: 05-Mar-2010 07:34

TestAmerica North Canton

RECOVERY REPORT

Client Name: Client SDG: SDGa00320
Sample Matrix: LIQUID Fraction: SV
Lab Smp Id: MRL
Level: LOW Operator:
Data Type: GC MULTI COMP SampleType: MRL
SpikeList File: MRL.spk Quant Type: ESTD
Sublist File: 6-AR1660.sub
Method File: \\CANSVR11\DD\chem\GCS\a2hp10.i\100304-1.b\PCB10.m\PCB10R.m
Misc Info:

SPIKE COMPOUND	AMOUNT ADDED ng	AMOUNT RECOVERED ng	% RECOVERED	LIMITS
3 AROCLOR-1016	0.05000	0.04792	95.84	70-130
8 AROCLOR-1260	0.05000	0.04777	95.54	70-130

Data File: 003F0301.D
Report Date: 05-Mar-2010 07:34

TestAmerica North Canton

PCB 8082/608

Data file : \\CANSVR11\DD\chem\GCS\a2hp10.i\100304-1.b\100304-1.b\003F0301.D
Lab Smp Id: MRL
Inj Date : 04-MAR-2010 07:28
Operator : Inst ID: a2hp10.i
Smp Info : MRL
Misc Info :
Comment :
Method : \\CANSVR11\DD\chem\GCS\a2hp10.i\100304-1.b\PCB10.m\PCB10R.m
Meth Date : 05-Mar-2010 06:20 Quant Type: ESTD
Cal Date : 01-MAR-2010 17:30 Cal File: 040F4001.D
Als bottle: 3 QC Sample: MRL
Dil Factor: 1.00000
Integrator: Falcon Compound Sublist: 6-AR1660.sub
Target Version: 4.14 Sample Matrix: WATER
Processing Host: CANPMSV21

Concentration Formula: Amt * DF * Vt/Vo * CpndVariable

Name	Value	Description
DF	1.000	Dilution Factor
Vt	5000.000	final volume
Vo	1000.000	intitial volume
Cpnd Variable		Local Compound Variable

RT	EXP RT	DLT RT	RESPONSE	CONCENTRATIONS ON-COL (ng)	FINAL (ug/L)	TARGET RANGE	RATIO
3 AROCLOR-1016					CAS #: 12674-11-2		
2.495	2.495	0.000	357487	0.04766	0.2383	80.00- 120.00	100.00
2.947	2.948	-0.001	701046	0.04657	0.2329	149.84- 249.73	196.10
3.446	3.447	-0.001	1440836	0.04827	0.2414	292.95- 488.26	403.05
3.597	3.597	0.000	645780	0.04875	0.2437	128.46- 214.09	180.64
3.708	3.708	0.000	511334	0.04836	0.2418	102.30- 170.50	143.04
		Average of Peak Concentrations =			0.2396		
8 AROCLOR-1260					CAS #: 11096-82-5		
5.507	5.506	0.001	877026	0.05007	0.2504	80.00- 120.00	100.00
5.743	5.743	0.000	963316	0.05025	0.2512	81.49- 135.82	109.84
6.116	6.118	-0.002	1228369	0.04592	0.2296	115.10- 191.84	140.06
6.814	6.815	-0.001	1501467	0.04532	0.2266	132.90- 221.50	171.20
7.200	7.200	0.000	1153902	0.04729	0.2364	95.77- 159.61	131.57
		Average of Peak Concentrations =			0.2388		

Data File: \\CANSVR11\DD\chem\GCS\a2hp10.i\100304-1.b\100304-1.b\003F0301.D
Date : 04-MAR-2010 07:28
Client ID:
Instrument: a2hp10.i
Sample Info: MRL
Purge Volume: 1000.0
Operator:
Column phase: restek pest clpII
Column diameter: 0.53

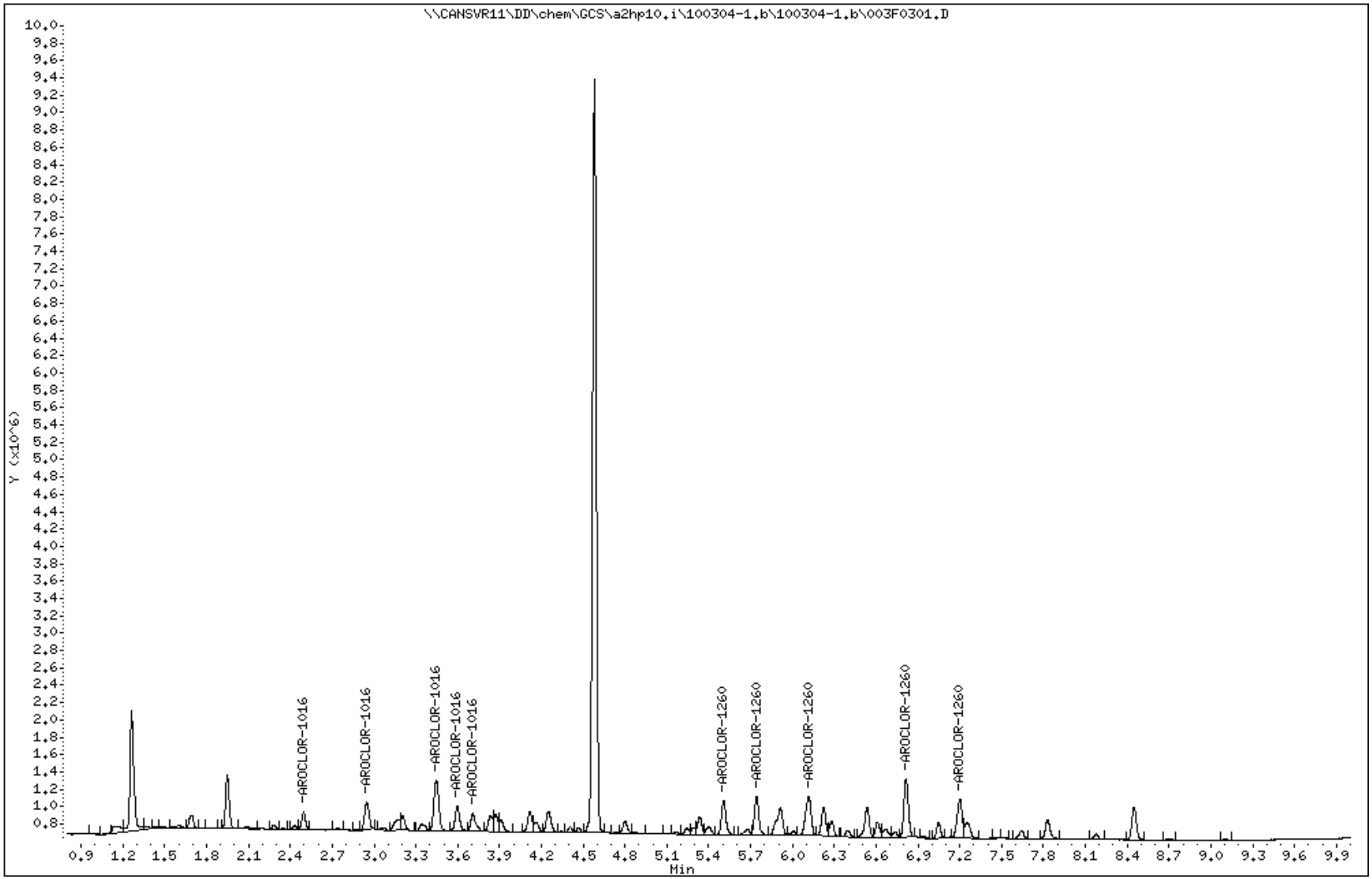

Data File: 048F4801.D
Report Date: 04-Mar-2010 18:59

TestAmerica North Canton

CONTINUING CALIBRATION COMPOUNDS

Instrument ID: a2hp10.i Injection Date: 04-MAR-2010 18:51
Lab File ID: 048F4801.D Init. Cal. Date(s): 19-JAN-2010 01-MAR-2010
Analysis Type: Init. Cal. Times: 14:58 18:15
Lab Sample ID: E009 Quant Type: ESTD
Method: \\CANSVR11\dd\chem\GCS\a2hp10.i\100304-1.b\PCB10.m\PCB10R.m

COMPOUND	RRF / AMOUNT	RF0.500	MIN RRF	%D / %DRIFT	MAX %D / %DRIFT	CURVE TYPE	
$ 1 TCMX	464466158	480449600	0.010	-3.44125	15.00000	Averaged	
3 AROCLOR-1016(1)	7500897	6644914	0.010	11.41174	15.00000	Averaged	
(2)	15052757	12515298	0.010	16.85710	15.00000	Averaged	<-
(3)	29847764	26296944	0.010	11.89644	15.00000	Averaged	
(4)	13247576	11535700	0.010	12.92218	15.00000	Averaged	
(5)	10574082	9355184	0.010	11.52722	15.00000	Averaged	
8 AROCLOR-1260(1)	17515021	14410020	0.010	17.72765	15.00000	Averaged	<-
(2)	19169903	15043796	0.010	21.52388	15.00000	Averaged	<-
(3)	26749726	19286836	0.010	27.89894	15.00000	Averaged	<-
(4)	33129827	20861874	0.010	37.02993	15.00000	Averaged	<-
(5)	24399529	15729266	0.010	35.53455	15.00000	Averaged	<-
$ 12 DCB	329205772	242432400	0.010	26.35840	15.00000	Averaged	<-

TestAmerica North Canton

PCB 8082/608

Data file : \\CANSVR11\dd\chem\GCS\a2hp10.i\100304-1.b\100304-1.b\048F4801.D
Lab Smp Id: E009
Inj Date : 04-MAR-2010 18:51
Operator : Inst ID: a2hp10.i
Smp Info : E009,,2
Misc Info : 12-AR1660TD.SUB
Comment :
Method : \\CANSVR11\dd\chem\GCS\a2hp10.i\100304-1.b\PCB10.m\PCB10R.m
Meth Date : 04-Mar-2010 18:59 Quant Type: ESTD
Cal Date : 01-MAR-2010 17:30 Cal File: 040F4001.D
Als bottle: 48 Continuing Calibration Sample
Dil Factor: 1.00000
Integrator: Falcon Compound Sublist: 12-AR1660TD.SUB
Target Version: 4.14 Sample Matrix: None
Processing Host: CANSVR11

				AMOUNTS			
				CAL-AMT	ON-COL		
RT	EXP RT	DLT RT	RESPONSE	(ng)	(ng)	TARGET RANGE	RATIO
$ 1 TCMX					CAS #: 877-09-8		
1.949	1.949	0.000	9608992	0.02000	0.02069		
3 AROCLOR-1016					CAS #: 12674-11-2		
2.496	2.496	0.000	3322457	0.50000	0.4429	80.00- 120.00	100.00
2.947	2.947	0.000	6257649	0.50000	0.4157	141.26- 235.43	188.34
3.448	3.448	0.000	13148472	0.50000	0.4405	296.81- 494.68	395.75
3.597	3.597	0.000	5767850	0.50000	0.4354	130.20- 217.00	173.60
3.708	3.708	0.000	4677592	0.50000	0.4424	105.59- 175.98	140.79
	Average of Peak Amounts =				0.43538		
8 AROCLOR-1260					CAS #: 11096-82-5		
5.507	5.507	0.000	7205010	0.50000	0.4114	80.00- 120.00	100.00
5.744	5.744	0.000	7521898	0.50000	0.3924	78.30- 130.50	104.40
6.118	6.118	0.000	9643418	0.50000	0.3605	100.38- 167.30	133.84
6.816	6.816	0.000	10430937	0.50000	0.3148	108.58- 180.97	144.77
7.202	7.202	0.000	7864633	0.50000	0.3223	81.87- 136.44	109.16
	Average of Peak Amounts =				0.36028		
$ 12 DCB					CAS #: 2051-24-3		
8.451	8.451	0.000	4848648	0.02000	0.01473		

Data File: \\CANSVR11\DD\chem\GCS\a2hp10.i\100304-1.b\100304-1.b\048F4801.D
Date : 04-MAR-2010 18:51
Client ID:
Instrument: a2hp10.i
Sample Info: E009,,2
Operator:
Column phase: restek pest clpII
Column diameter: 0.53

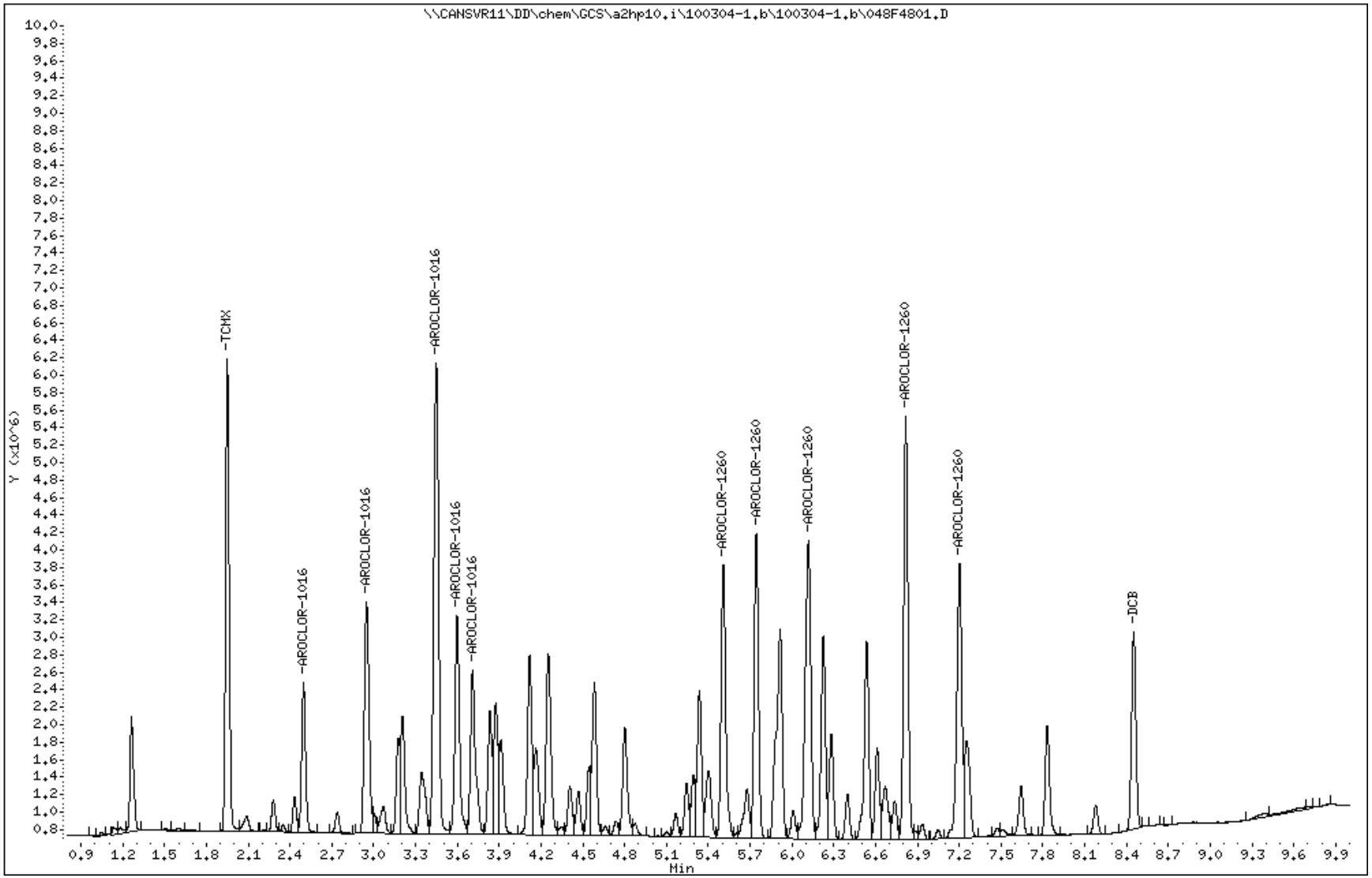

Data File: 054F5401.D
Report Date: 04-Mar-2010 20:30

TestAmerica North Canton

CONTINUING CALIBRATION COMPOUNDS

Instrument ID: a2hp10.i Injection Date: 04-MAR-2010 20:22
Lab File ID: 054F5401.D Init. Cal. Date(s): 19-JAN-2010 01-MAR-2010
Analysis Type: Init. Cal. Times: 14:58 18:15
Lab Sample ID: E009 Quant Type: ESTD
Method: \\CANSVR11\dd\chem\GCS\a2hp10.i\100304-1.b\PCB10.m\PCB10R.m

COMPOUND	RRF / AMOUNT	RF0.500	MIN RRF	%D / %DRIFT	MAX %D / %DRIFT	CURVE TYPE	
$ 1 TCMX	464466158	468031400	0.010	-0.76760	15.00000	Averaged	
3 AROCLOR-1016(1)	7500897	6512092	0.010	13.18249	15.00000	Averaged	
(2)	15052757	12344046	0.010	17.99478	15.00000	Averaged	<-
(3)	29847764	25712574	0.010	13.85427	15.00000	Averaged	
(4)	13247576	11306288	0.010	14.65391	15.00000	Averaged	
(5)	10574082	9155762	0.010	13.41318	15.00000	Averaged	
8 AROCLOR-1260(1)	17515021	14526206	0.010	17.06430	15.00000	Averaged	<-
(2)	19169903	15933460	0.010	16.88294	15.00000	Averaged	<-
(3)	26749726	21578054	0.010	19.33355	15.00000	Averaged	<-
(4)	33129827	23277790	0.010	29.73767	15.00000	Averaged	<-
(5)	24399529	15610970	0.010	36.01938	15.00000	Averaged	<-
$ 12 DCB	329205772	233058750	0.010	29.20575	15.00000	Averaged	<-

TestAmerica North Canton

PCB 8082/608

Data file : \\CANSVR11\dd\chem\GCS\a2hp10.i\100304-1.b\100304-1.b\054F5401.D
Lab Smp Id: E009
Inj Date : 04-MAR-2010 20:22
Operator : Inst ID: a2hp10.i
Smp Info : E009,,2
Misc Info : 12-AR1660TD.SUB
Comment :
Method : \\CANSVR11\dd\chem\GCS\a2hp10.i\100304-1.b\PCB10.m\PCB10R.m
Meth Date : 04-Mar-2010 20:30 Quant Type: ESTD
Cal Date : 01-MAR-2010 17:30 Cal File: 040F4001.D
Als bottle: 54 Continuing Calibration Sample
Dil Factor: 1.00000
Integrator: Falcon Compound Sublist: 12-AR1660TD.SUB
Target Version: 4.14 Sample Matrix: None
Processing Host: CANSVR11

				AMOUNTS			
				CAL-AMT	ON-COL		
RT	EXP RT	DLT RT	RESPONSE	(ng)	(ng)	TARGET RANGE	RATIO
$ 1 TCMX					CAS #: 877-09-8		
1.948	1.948	0.000	9360628	0.02000	0.02015		
3 AROCLOR-1016					CAS #: 12674-11-2		
2.496	2.496	0.000	3256046	0.50000	0.4341	80.00- 120.00	100.00
2.947	2.947	0.000	6172023	0.50000	0.4100	142.17- 236.94	189.56
3.448	3.448	0.000	12856287	0.50000	0.4307	296.13- 493.55	394.84
3.596	3.596	0.000	5653144	0.50000	0.4267	130.21- 217.02	173.62
3.707	3.707	0.000	4577881	0.50000	0.4329	105.45- 175.75	140.60
	Average of Peak Amounts =				0.42688		
8 AROCLOR-1260					CAS #: 11096-82-5		
5.506	5.506	0.000	7263103	0.50000	0.4147	80.00- 120.00	100.00
5.742	5.742	0.000	7966730	0.50000	0.4156	82.27- 137.11	109.69
6.117	6.117	0.000	10789027	0.50000	0.4033	111.41- 185.68	148.55
6.815	6.815	0.000	11638895	0.50000	0.3513	120.19- 200.31	160.25
7.201	7.201	0.000	7805485	0.50000	0.3199	80.60- 134.33	107.47
	Average of Peak Amounts =				0.38096		
$ 12 DCB					CAS #: 2051-24-3		
8.451	8.451	0.000	4661175	0.02000	0.01416		

Data File: \\CANSVR11\DD\chem\GCS\a2hp10.i\100304-1.b\100304-1.b\054F5401.D
Date : 04-MAR-2010 20:22
Client ID:
Sample Info: E009,,2
Column phase: restek pest clpII

Instrument: a2hp10.i
Operator:
Column diameter: 0.53

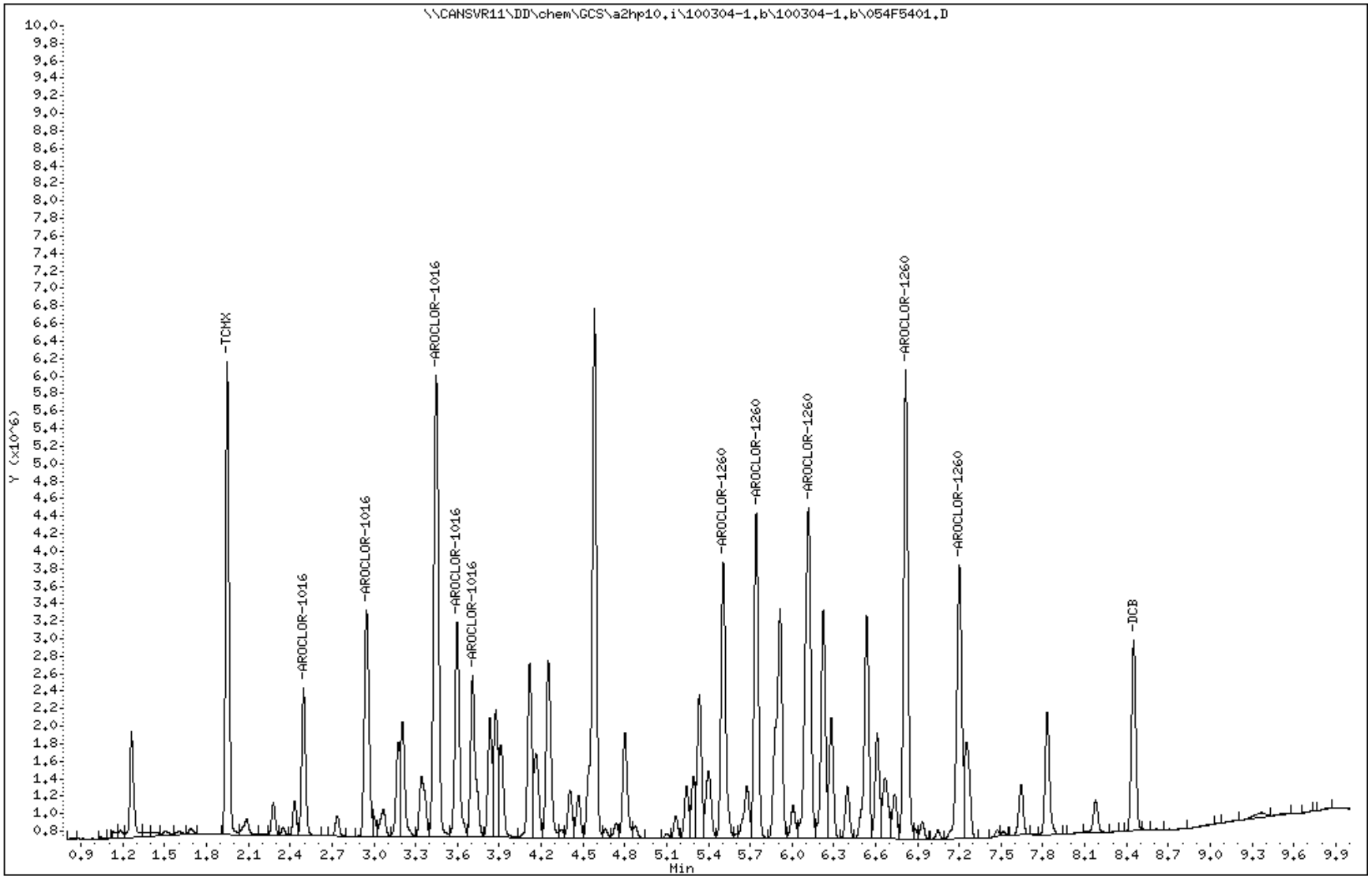

Data File: 055F5501.D
Report Date: 05-Mar-2010 07:34

TestAmerica North Canton

RECOVERY REPORT

Client Name: Client SDG: SDGa00320
Sample Matrix: LIQUID Fraction: SV
Lab Smp Id: MRL
Level: LOW Operator:
Data Type: GC MULTI COMP SampleType: MRL
SpikeList File: MRL.spk Quant Type: ESTD
Sublist File: 6-AR1660.sub
Method File: \\CANSVR11\DD\chem\GCS\a2hp10.i\100304-1.b\PCB10.m\PCB10R.m
Misc Info:

SPIKE COMPOUND	AMOUNT ADDED ng	AMOUNT RECOVERED ng	% RECOVERED	LIMITS
3 AROCLOR-1016	0.05000	0.04938	98.77	70-130
8 AROCLOR-1260	0.05000	0.04224	84.47	70-130

Data File: 055F5501.D
Report Date: 05-Mar-2010 07:34

TestAmerica North Canton

PCB 8082/608

Data file : \\CANSVR11\DD\chem\GCS\a2hp10.i\100304-1.b\100304-1.b\055F5501.D
Lab Smp Id: MRL
Inj Date : 04-MAR-2010 20:37
Operator : Inst ID: a2hp10.i
Smp Info : MRL
Misc Info :
Comment :
Method : \\CANSVR11\DD\chem\GCS\a2hp10.i\100304-1.b\PCB10.m\PCB10R.m
Meth Date : 05-Mar-2010 06:20 Quant Type: ESTD
Cal Date : 01-MAR-2010 17:30 Cal File: 040F4001.D
Als bottle: 55 QC Sample: MRL
Dil Factor: 1.00000
Integrator: Falcon Compound Sublist: 6-AR1660.sub
Target Version: 4.14 Sample Matrix: WATER
Processing Host: CANPMSV21

Concentration Formula: Amt * DF * Vt/Vo * CpndVariable

Name	Value	Description
DF	1.000	Dilution Factor
Vt	1000.000	final volume
Vo	1000.000	intitial volume
Cpnd Variable		Local Compound Variable

				CONCENTRATIONS ON-COL (ng)	FINAL (ug/L)		
RT	EXP RT	DLT RT	RESPONSE			TARGET RANGE	RATIO
3 AROCLOR-1016					CAS #: 12674-11-2		
2.496	2.495	0.001	353905	0.04718	0.04718	80.00- 120.00	100.00
2.948	2.948	0.000	775265	0.05150	0.05150	149.84- 249.73	219.06
3.447	3.447	0.000	1494695	0.05008	0.05008	292.95- 488.26	422.34
3.597	3.597	0.000	658548	0.04971	0.04971	128.46- 214.09	186.08
3.708	3.708	0.000	512312	0.04845	0.04845	102.30- 170.50	144.76
Average of Peak Concentrations =				0.04938			
8 AROCLOR-1260					CAS #: 11096-82-5		
5.507	5.506	0.001	831502	0.04747	0.04747	80.00- 120.00	100.00
5.744	5.743	0.001	902221	0.04706	0.04706	81.49- 135.82	108.50
6.117	6.118	-0.001	1267422	0.04738	0.04738	115.10- 191.84	152.43
6.815	6.815	0.000	1201212	0.03626	0.03626	132.90- 221.50	144.46
7.202	7.200	0.002	805313	0.03301	0.03300	95.77- 159.61	96.85
Average of Peak Concentrations =				0.04224			

Data File: \\CANSVR11\DD\chem\GCS\a2hp10.i\100304-1.b\100304-1.b\055F5501.D
Date : 04-MAR-2010 20:37
Client ID:
Instrument: a2hp10.i
Sample Info: MRL
Purge Volume: 1000.0
Operator:
Column phase: restek pest clpII
Column diameter: 0.53

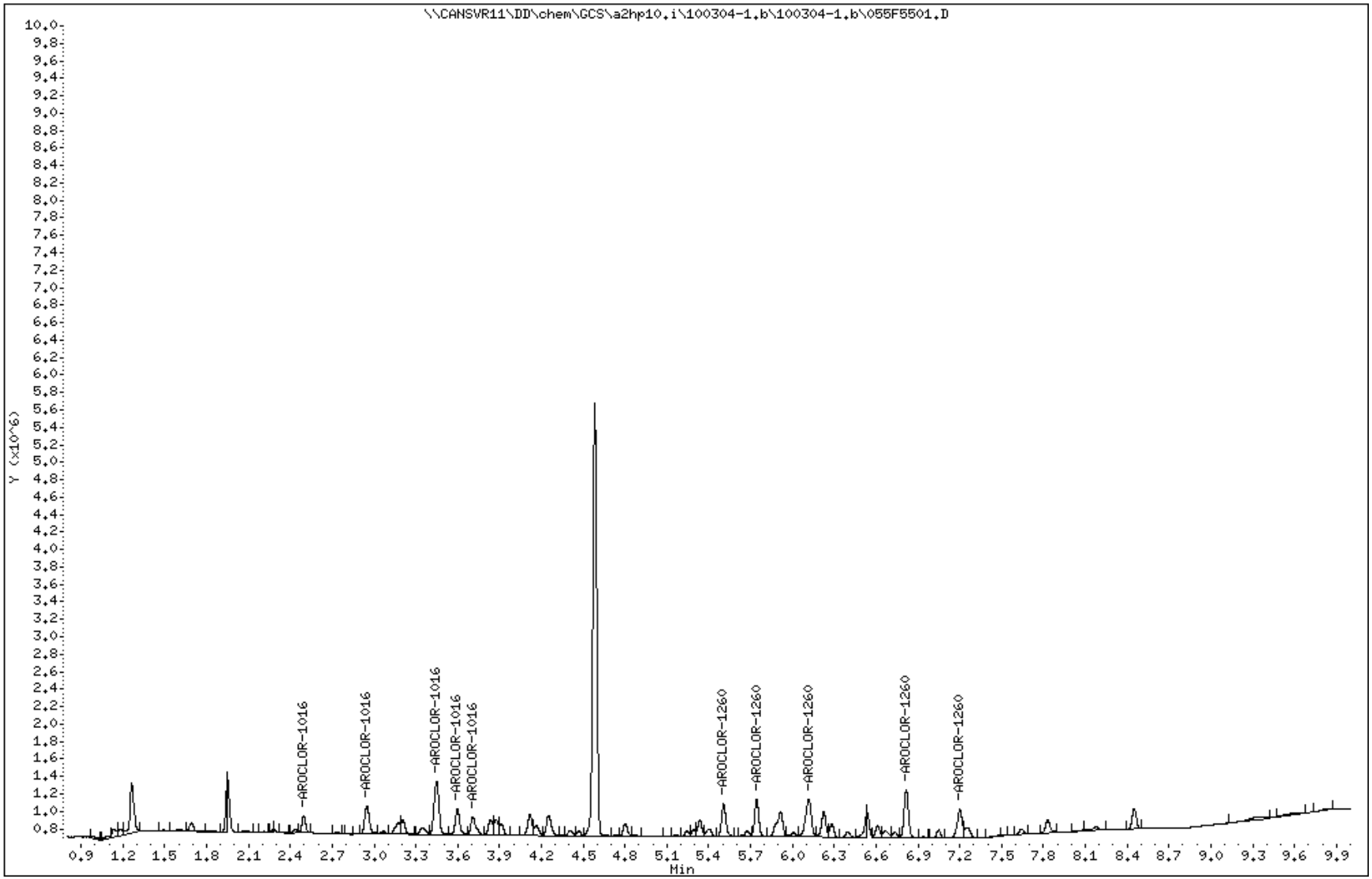

Report Date: 09-Feb-2010 07:53

Calibration History

Method : \\CANSVR11\DD\chem\GCS\a2hp13.i\100208IC-1.b\PCB13.m
Start Cal Date: 08-FEB-2010 16:06
End Cal Date : 09-FEB-2010 02:22
Last Cal Level: 5
Last Cal Type : Continuing Calibration

Initial Calibration

Injection Date	Sublist	Calibration File
Cal Level: 1 , Cal Amount: 0.05000		
09-FEB-2010 01:06	14-AR1268	\\CANSVR11\DD\chem\GCS\a2hp13.i\100208IC-1.b\038F3801.D
08-FEB-2010 23:37	13-AR1262	\\CANSVR11\DD\chem\GCS\a2hp13.i\100208IC-1.b\032F3201.D
08-FEB-2010 22:07	12-AR1660TD	\\CANSVR11\DD\chem\GCS\a2hp13.i\100208IC-1.b\026F2601.D
08-FEB-2010 20:36	9-AR2154	\\CANSVR11\DD\chem\GCS\a2hp13.i\100208IC-1.b\020F2001.D
08-FEB-2010 19:06	3-AR1248	\\CANSVR11\DD\chem\GCS\a2hp13.i\100208IC-1.b\014F1401.D
08-FEB-2010 17:37	2-AR1242	\\CANSVR11\DD\chem\GCS\a2hp13.i\100208IC-1.b\008F0801.D
08-FEB-2010 16:06	1-AR1232	\\CANSVR11\DD\chem\GCS\a2hp13.i\100208IC-1.b\002F0201.D
Cal Level: 2 , Cal Amount: 0.10000		
09-FEB-2010 01:21	14-AR1268	\\CANSVR11\DD\chem\GCS\a2hp13.i\100208IC-1.b\039F3901.D
08-FEB-2010 23:52	13-AR1262	\\CANSVR11\DD\chem\GCS\a2hp13.i\100208IC-1.b\033F3301.D
08-FEB-2010 22:21	12-AR1660TD	\\CANSVR11\DD\chem\GCS\a2hp13.i\100208IC-1.b\027F2701.D
08-FEB-2010 20:52	9-AR2154	\\CANSVR11\DD\chem\GCS\a2hp13.i\100208IC-1.b\021F2101.D
08-FEB-2010 19:21	3-AR1248	\\CANSVR11\DD\chem\GCS\a2hp13.i\100208IC-1.b\015F1501.D
08-FEB-2010 17:51	2-AR1242	\\CANSVR11\DD\chem\GCS\a2hp13.i\100208IC-1.b\009F0901.D
08-FEB-2010 16:21	1-AR1232	\\CANSVR11\DD\chem\GCS\a2hp13.i\100208IC-1.b\003F0301.D
Cal Level: 3 , Cal Amount: 0.20000		
09-FEB-2010 01:37	14-AR1268	\\CANSVR11\DD\chem\GCS\a2hp13.i\100208IC-1.b\040F4001.D
09-FEB-2010 00:06	13-AR1262	\\CANSVR11\DD\chem\GCS\a2hp13.i\100208IC-1.b\034F3401.D
08-FEB-2010 22:36	12-AR1660TD	\\CANSVR11\DD\chem\GCS\a2hp13.i\100208IC-1.b\028F2801.D
08-FEB-2010 21:07	9-AR2154	\\CANSVR11\DD\chem\GCS\a2hp13.i\100208IC-1.b\022F2201.D
08-FEB-2010 19:36	3-AR1248	\\CANSVR11\DD\chem\GCS\a2hp13.i\100208IC-1.b\016F1601.D

08-FEB-2010 18:06	2-AR1242	\\CANSVR11\DD\chem\GCS\a2hp13.i\100208IC-1.b\010F1001.D
08-FEB-2010 16:36	1-AR1232	\\CANSVR11\DD\chem\GCS\a2hp13.i\100208IC-1.b\004F0401.D

Cal Level: 4 , Cal Amount: 0.50000		
09-FEB-2010 01:52	14-AR1268	\\CANSVR11\DD\chem\GCS\a2hp13.i\100208IC-1.b\041F4101.D
09-FEB-2010 00:21	13-AR1262	\\CANSVR11\DD\chem\GCS\a2hp13.i\100208IC-1.b\035F3501.D
08-FEB-2010 22:52	12-AR1660TD	\\CANSVR11\DD\chem\GCS\a2hp13.i\100208IC-1.b\029F2901.D
08-FEB-2010 21:21	9-AR2154	\\CANSVR11\DD\chem\GCS\a2hp13.i\100208IC-1.b\023F2301.D
08-FEB-2010 19:51	3-AR1248	\\CANSVR11\DD\chem\GCS\a2hp13.i\100208IC-1.b\017F1701.D
08-FEB-2010 18:22	2-AR1242	\\CANSVR11\DD\chem\GCS\a2hp13.i\100208IC-1.b\011F1101.D
08-FEB-2010 16:51	1-AR1232	\\CANSVR11\DD\chem\GCS\a2hp13.i\100208IC-1.b\005F0501.D

Cal Level: 5 , Cal Amount: 1.00000		
09-FEB-2010 02:07	14-AR1268	\\CANSVR11\DD\chem\GCS\a2hp13.i\100208IC-1.b\042F4201.D
09-FEB-2010 00:36	13-AR1262	\\CANSVR11\DD\chem\GCS\a2hp13.i\100208IC-1.b\036F3601.D
08-FEB-2010 23:07	12-AR1660TD	\\CANSVR11\DD\chem\GCS\a2hp13.i\100208IC-1.b\030F3001.D
08-FEB-2010 21:36	9-AR2154	\\CANSVR11\DD\chem\GCS\a2hp13.i\100208IC-1.b\024F2401.D
08-FEB-2010 20:07	3-AR1248	\\CANSVR11\DD\chem\GCS\a2hp13.i\100208IC-1.b\018F1801.D
08-FEB-2010 18:37	2-AR1242	\\CANSVR11\DD\chem\GCS\a2hp13.i\100208IC-1.b\012F1201.D
08-FEB-2010 17:06	1-AR1232	\\CANSVR11\DD\chem\GCS\a2hp13.i\100208IC-1.b\006F0601.D

Cal Level: 6 , Cal Amount: 2.00000		
09-FEB-2010 02:22	14-AR1268	\\CANSVR11\DD\chem\GCS\a2hp13.i\100208IC-1.b\043F4301.D
09-FEB-2010 00:51	13-AR1262	\\CANSVR11\DD\chem\GCS\a2hp13.i\100208IC-1.b\037F3701.D
08-FEB-2010 23:21	12-AR1660TD	\\CANSVR11\DD\chem\GCS\a2hp13.i\100208IC-1.b\031F3101.D
08-FEB-2010 21:52	9-AR2154	\\CANSVR11\DD\chem\GCS\a2hp13.i\100208IC-1.b\025F2501.D
08-FEB-2010 20:22	3-AR1248	\\CANSVR11\DD\chem\GCS\a2hp13.i\100208IC-1.b\019F1901.D
08-FEB-2010 18:51	2-AR1242	\\CANSVR11\DD\chem\GCS\a2hp13.i\100208IC-1.b\013F1301.D
08-FEB-2010 17:22	1-AR1232	\\CANSVR11\DD\chem\GCS\a2hp13.i\100208IC-1.b\007F0701.D

Continuing Calibration
Ccal Level Mode: GLOBAL LEVEL 5

Report Date : 09-Feb-2010 07:53

TestAmerica North Canton

INITIAL CALIBRATION DATA

Start Cal Date : 08-FEB-2010 16:06
End Cal Date : 09-FEB-2010 02:22
Quant Method : ESTD
Origin : Disabled
Target Version : 4.14
Integrator : Falcon
Method file : \\CANSVR11\DD\chem\GCS\a2hp13.i\100208IC-1.b\PCB13.m
Last Edit : 09-Feb-2010 07:52 hassl
Curve Type : Average

Calibration File Names:
Level 1: \\CANSVR11\DD\chem\GCS\a2hp13.i\100208IC-1.b\038F3801.D
Level 2: \\CANSVR11\DD\chem\GCS\a2hp13.i\100208IC-1.b\039F3901.D
Level 3: \\CANSVR11\DD\chem\GCS\a2hp13.i\100208IC-1.b\040F4001.D
Level 4: \\CANSVR11\DD\chem\GCS\a2hp13.i\100208IC-1.b\041F4101.D
Level 5: \\CANSVR11\DD\chem\GCS\a2hp13.i\100208IC-1.b\042F4201.D
Level 6: \\CANSVR11\DD\chem\GCS\a2hp13.i\100208IC-1.b\043F4301.D

Compound	0.05000 Level 1	0.10000 Level 2	0.20000 Level 3	0.50000 Level 4	1.000 Level 5	2.000 Level 6	___ RRF	% RSD
2 AROCLOR-1221(1)	1306940	1261280	1179165	1169896	989175	909796	1136042	13.674
(2)	848240	794010	784965	774110	668032	639907	751544	10.681
(3)	2901680	2862920	2673915	2559794	2174478	1945211	2519666	15.251
3 AROCLOR-1016(1)	4106480	3975500	3727870	3409518	3191408	2928167	3556491	12.929
(2)	7038600	6687300	6384465	6001140	5678041	5137023	6154428	11.267
(3)	14025840	13815520	13470015	13072122	12630703	10858982	12978864	8.893
(4)	5729340	5459910	5452295	5333418	5176357	4804463	5325964	5.884
(5)	5725180	5578090	5260970	5267902	5179034	4809780	5303493	6.055
4 AROCLOR-1232(1)	4150880	4107690	3843030	3594492	3487449	3112055	3715933	10.700
(2)	3168460	3401350	2934240	2696426	2717869	2409100	2887908	12.382
(3)	6047640	7023220	5583235	5218464	5054049	4703976	5605097	14.868
(4)	2247740	2394600	2167130	2096476	2210230	2010983	2187860	6.025
(5)	2239020	3020540	2058190	1892622	2012566	1847953	2178482	19.963
5 AROCLOR-1242(1)	3059460	3058220	2813060	2663436	2414223	2236483	2707480	12.447
(2)	5623480	5399410	5129105	4905296	4430570	4035099	4920493	12.164
(3)	11459840	10127500	9710045	9885966	9438043	8448522	9844986	9.976
(4)	4461940	4312190	4099605	4303376	3887106	3695834	4126675	7.038
(5)	4621020	4384980	4003575	4329668	3860688	3716228	4152693	8.360
6 AROCLOR-1248(1)	1454000	1420260	1370060	1274220	1169565	1086400	1295751	11.252
(2)	3010900	2790060	2820630	2659656	2569180	2369471	2703316	8.226
(3)	3202040	2933820	2928695	2752738	2628508	2366817	2802103	10.286
(4)	2403200	2197730	2249250	2094066	2089068	1918367	2158613	7.648
(5)	1482160	1424600	1450795	1319634	1353246	1245505	1379323	6.475
7 AROCLOR-1254(1)	2716440	2528470	2332960	2201306	2139507	1996557	2319207	11.442
(2)	3571720	3326230	3062695	2881644	2809567	2601374	3042205	11.721
(3)	4620300	4376080	4095535	3876656	3849058	3674586	4082036	8.757
(4)	3123100	3067400	2852090	2632426	2649791	2582812	2817937	8.315
(5)	3726220	3674840	3472475	3160374	3181404	3086601	3383652	8.244

Report Date : 09-Feb-2010 07:53

TestAmerica North Canton

INITIAL CALIBRATION DATA

Start Cal Date : 08-FEB-2010 16:06
End Cal Date : 09-FEB-2010 02:22
Quant Method : ESTD
Origin : Disabled
Target Version : 4.14
Integrator : Falcon
Method file : \\CANSVR11\DD\chem\GCS\a2hp13.i\100208IC-1.b\PCB13.m
Last Edit : 09-Feb-2010 07:52 hassl
Curve Type : Average

Compound	0.05000 Level 1	0.10000 Level 2	0.20000 Level 3	0.50000 Level 4	1.000 Level 5	2.000 Level 6	___ RRF	% RSD	
8 AROCLOR-1260 (1)	3216600	3314960	3014060	3008766	2930328	2625282	3018333	7.974	
(2)	4469260	4635280	4267265	4196426	4152767	3637914	4226485	8.062	
(3)	3947260	4191690	3889460	3841998	3851293	3383380	3850847	6.827	
(4)	5717600	6183230	6008290	5841704	5808119	4984962	5757318	7.171	
(5)	3057940	3341190	3178210	3083408	3085732	2652223	3066451	7.441	
13 AROCLOR-1262 (1)	2645180	2546250	2456525	2267548	2088075	2101119	2350783	9.964	
(2)	3506460	3367880	3198265	2990014	2796289	2804869	3110629	9.508	
(3)	4060880	3916100	3752905	3497380	3287716	3277441	3632070	9.062	
(4)	6888620	6801320	6569130	6292972	5871569	5904541	6388025	6.873	
(5)	2712680	2535220	2453775	2366522	2235996	2266865	2428510	7.362	
14 AROCLOR-1268 (1)	9211780	8938980	8022590	8722446	8455422	7663883	8502517	6.813	
(2)	8526060	8388300	7599130	8268058	8025460	7263962	8011828	6.119	
(3)	7014100	6818040	6152720	6789050	6622531	6048634	6574179	5.912	
(4)	3030600	3000890	2575970	2866612	2907263	2571629	2825494	7.217	
(5)	22033560	21701080	18770780	20305356	20048105	17711797	20095113	8.272	
M 15 TOTAL PCB	+++++	+++++	+++++	+++++	+++++	+++++	+++++	+++++	<-
$ 1 TCMX	148213600	122641000	128687500	117843000	115503980	112511980	124233510	10.507	
$ 9 DCB	57004000	62043200	60081600	54615440	54969080	44117220	55471757	11.307	

TestAmerica North Canton

PCB 8082/608

Data file : \\CANSVR11\DD\chem\GCS\a2hp13.i\100208IC-1.b\002F0201.D
Lab Smp Id: 1232
Inj Date : 08-FEB-2010 16:06
Operator : Inst ID: a2hp13.i
Smp Info : 1232,,1,1
Misc Info : 1-AR1232.SUB
Comment :
Method : \\CANSVR11\DD\chem\GCS\a2hp13.i\100208IC-1.b\PCB13.m
Meth Date : 09-Feb-2010 07:25 hassl Quant Type: ESTD
Cal Date : 09-FEB-2010 01:06 Cal File: 038F3801.D
Als bottle: 2 Calibration Sample, Level: 1
Dil Factor: 1.00000
Integrator: Falcon Compound Sublist: 1-AR1232.SUB
Target Version: 4.14 Sample Matrix: None
Processing Host: CANPMSV21

				AMOUNTS			
				CAL-AMT	ON-COL		
RT	EXP RT	DLT RT	RESPONSE	(ng)	(ng)	TARGET RANGE	RATIO
4 AROCLOR-1232					CAS #: 11141-16-5		
1.408	1.410	-0.002	207544	0.05000	0.05454	75.00- 125.00	100.00
1.689	1.691	-0.002	158423	0.05000	0.05486	56.26- 93.77	76.33
2.079	2.083	-0.004	302382	0.05000	0.05395	108.88- 181.47	145.70
2.201	2.203	-0.002	112387	0.05000	0.05137	43.74- 72.91	54.15
2.582	2.584	-0.002	111951	0.05000	0.05139	39.49- 65.82	53.94
		Average of Peak Amounts =			0.05322		

Data File: \\CANSVR11\DD\chem\GCS\a2hp13.i\100208IC-1.b\002F0201.D
Date : 08-FEB-2010 16:06
Client ID:
Sample Info: 1232,,1,1
Column phase: restek pest clpI

Instrument: a2hp13.i
Operator:
Column diameter: 0.53

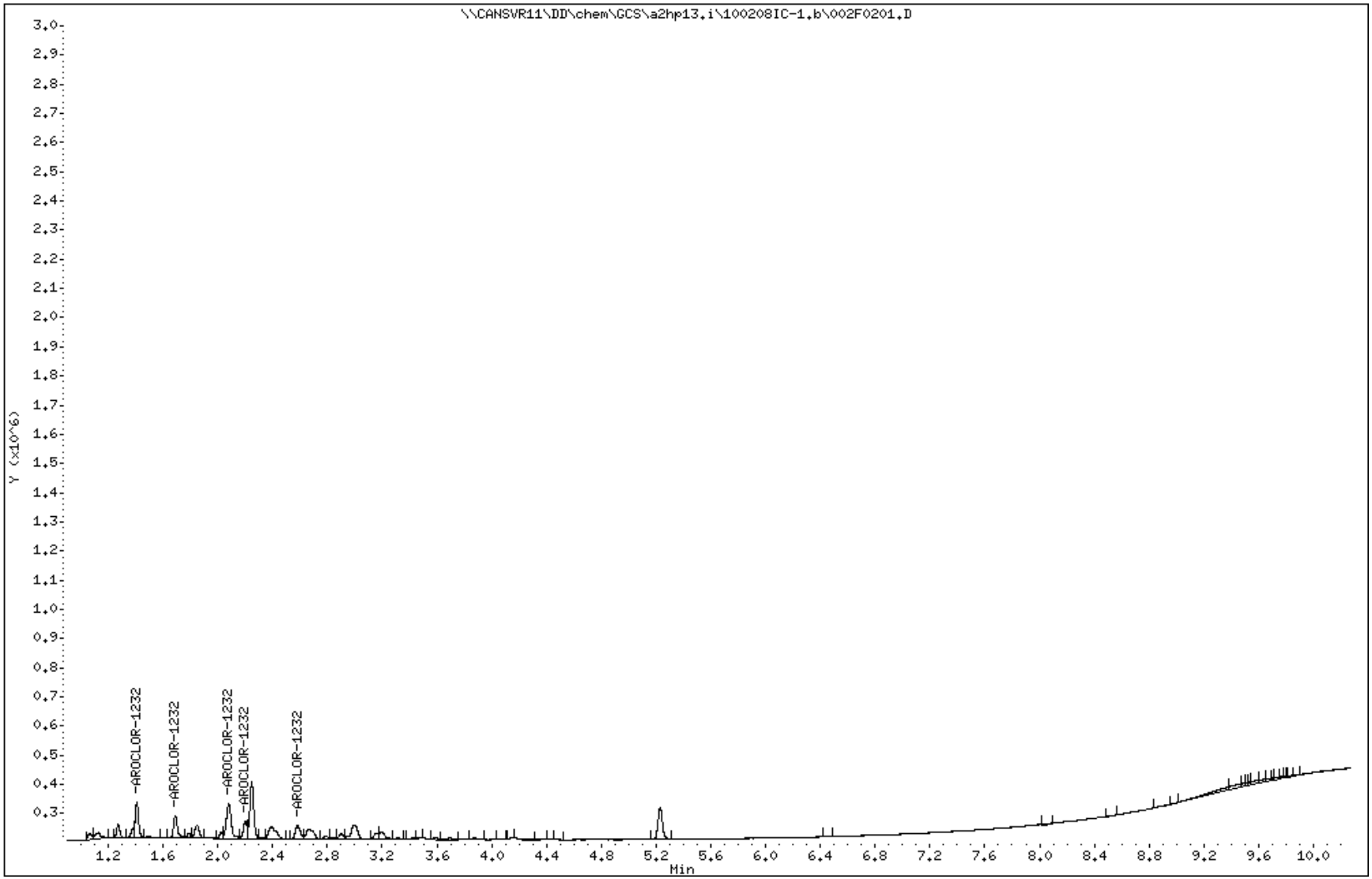

TestAmerica North Canton

PCB 8082/608

Data file : \\CANSVR11\DD\chem\GCS\a2hp13.i\100208IC-1.b\003F0301.D
Lab Smp Id: 1232
Inj Date : 08-FEB-2010 16:21
Operator : Inst ID: a2hp13.i
Smp Info : 1232,,1,2
Misc Info : 1-AR1232.SUB
Comment :
Method : \\CANSVR11\DD\chem\GCS\a2hp13.i\100208IC-1.b\PCB13.m
Meth Date : 09-Feb-2010 07:25 hassl Quant Type: ESTD
Cal Date : 09-FEB-2010 01:21 Cal File: 039F3901.D
Als bottle: 3 Calibration Sample, Level: 2
Dil Factor: 1.00000
Integrator: Falcon Compound Sublist: 1-AR1232.SUB
Target Version: 4.14 Sample Matrix: None
Processing Host: CANPMSV21

				AMOUNTS			
				CAL-AMT	ON-COL		
RT	EXP RT	DLT RT	RESPONSE	(ng)	(ng)	TARGET RANGE	RATIO
4 AROCLOR-1232					CAS #: 11141-16-5		
1.408	1.410	-0.002	410769	0.10000	0.1080	75.00- 125.00	100.00
1.688	1.691	-0.003	340135	0.10000	0.1178	56.26- 93.77	82.80
2.080	2.083	-0.003	702322	0.10000	0.1253	108.88- 181.47	170.98
2.201	2.203	-0.002	239460	0.10000	0.1094	43.74- 72.91	58.30
2.583	2.584	-0.001	302054	0.10000	0.1386	39.49- 65.82	73.53
		Average of Peak Amounts =			0.11982		

Data File: \\CANSVR11\DD\chem\GCS\a2hp13.i\100208IC-1.b\003F0301.D
Date : 08-FEB-2010 16:21
Client ID:
Sample Info: 1232,,1,2
Column phase: restek pest clpI

Instrument: a2hp13.i
Operator:
Column diameter: 0.53

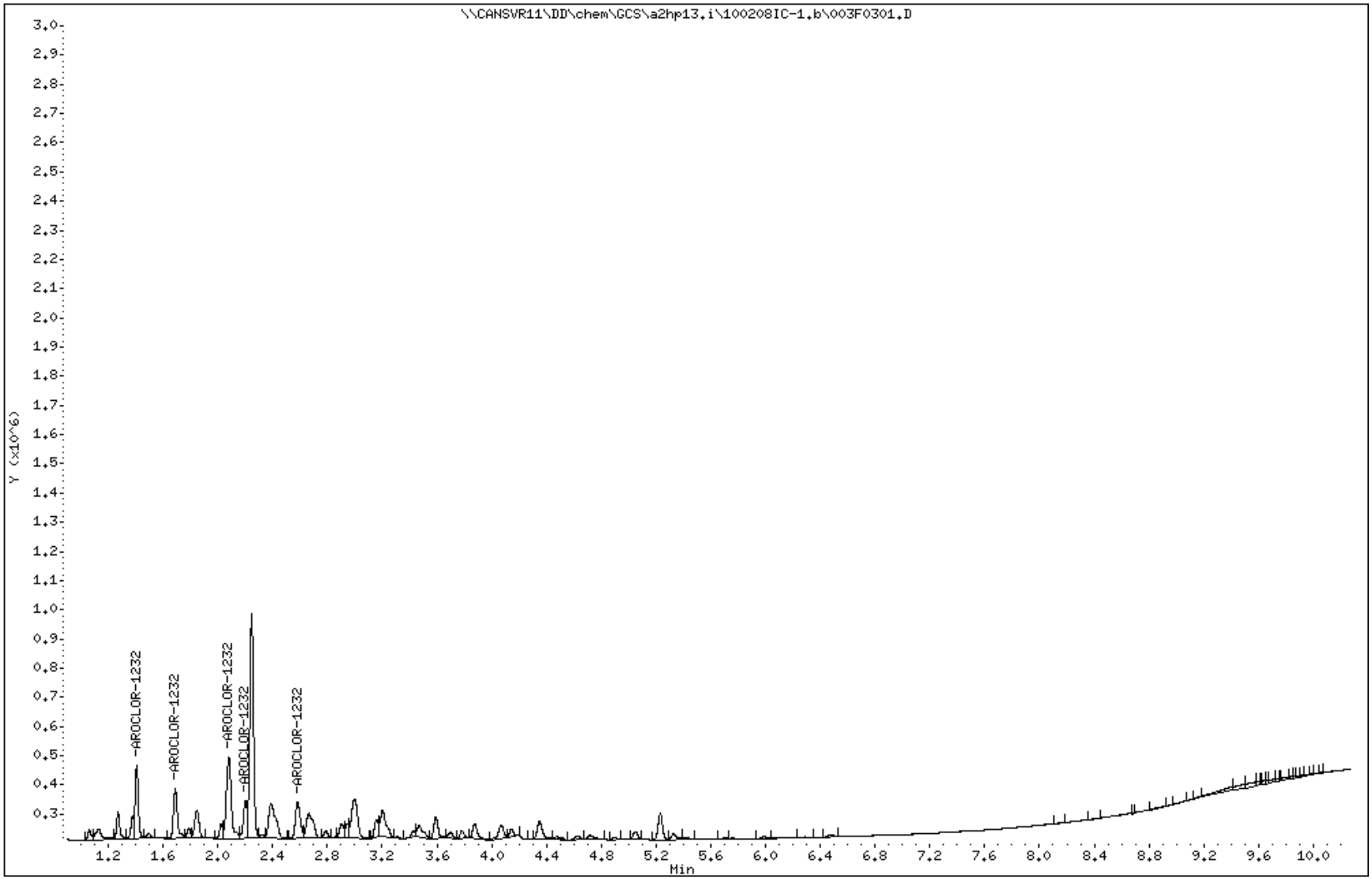

TestAmerica North Canton

PCB 8082/608

Data file : \\CANSVR11\DD\chem\GCS\a2hp13.i\100208IC-1.b\004F0401.D
Lab Smp Id: 1232
Inj Date : 08-FEB-2010 16:36
Operator : Inst ID: a2hp13.i
Smp Info : 1232,,1,3
Misc Info : 1-AR1232.SUB
Comment :
Method : \\CANSVR11\DD\chem\GCS\a2hp13.i\100208IC-1.b\PCB13.m
Meth Date : 09-Feb-2010 07:25 hassl Quant Type: ESTD
Cal Date : 09-FEB-2010 01:37 Cal File: 040F4001.D
Als bottle: 4 Calibration Sample, Level: 3
Dil Factor: 1.00000
Integrator: Falcon Compound Sublist: 1-AR1232.SUB
Target Version: 4.14 Sample Matrix: None
Processing Host: CANPMSV21

				AMOUNTS			
				CAL-AMT	ON-COL		
RT	EXP RT	DLT RT	RESPONSE	(ng)	(ng)	TARGET RANGE	RATIO
4 AROCLOR-1232					CAS #: 11141-16-5		
1.407	1.410	-0.003	768606	0.20000	0.2020	75.00- 125.00	100.00
1.688	1.691	-0.003	586848	0.20000	0.2032	56.26- 93.77	76.35
2.079	2.083	-0.004	1116647	0.20000	0.1992	108.88- 181.47	145.28
2.199	2.203	-0.004	433426	0.20000	0.1981	43.74- 72.91	56.39
2.580	2.584	-0.004	411638	0.20000	0.1890	39.49- 65.82	53.56
		Average of Peak Amounts =			0.19830		

Data File: \\CANSVR11\DD\chem\GCS\a2hp13.i\100208IC-1.b\004F0401.D
Date : 08-FEB-2010 16:36
Client ID:
Sample Info: 1232,,1,3
Column phase: restek pest clpI

Instrument: a2hp13.i
Operator:
Column diameter: 0.53

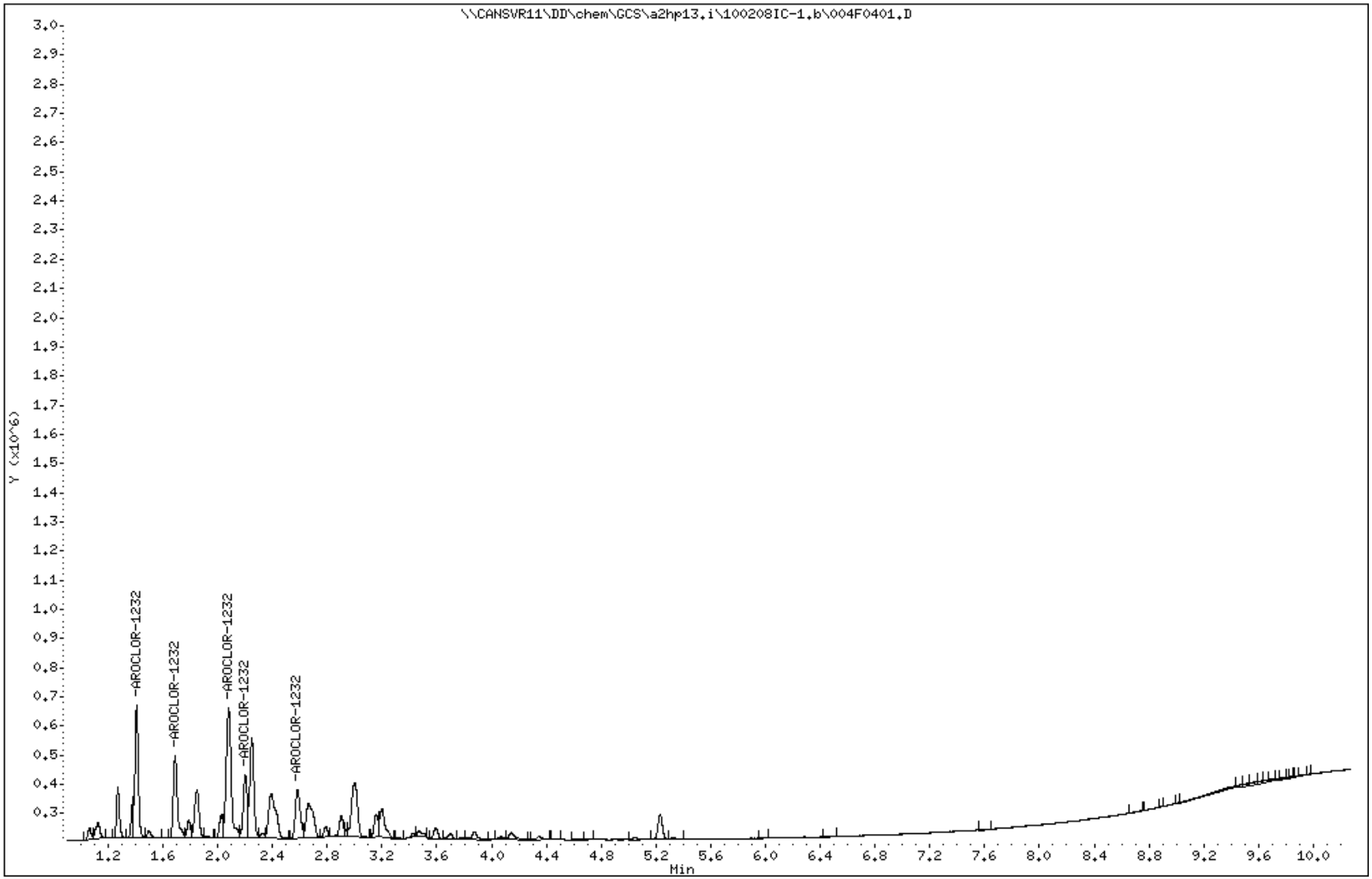

TestAmerica North Canton

PCB 8082/608

Data file : \\CANSVR11\DD\chem\GCS\a2hp13.i\100208IC-1.b\005F0501.D
Lab Smp Id: 1232
Inj Date : 08-FEB-2010 16:51
Operator : Inst ID: a2hp13.i
Smp Info : 1232,,1,4
Misc Info : 1-AR1232.SUB
Comment :
Method : \\CANSVR11\DD\chem\GCS\a2hp13.i\100208IC-1.b\PCB13.m
Meth Date : 09-Feb-2010 07:25 hassl Quant Type: ESTD
Cal Date : 09-FEB-2010 01:52 Cal File: 041F4101.D
Als bottle: 5 Calibration Sample, Level: 4
Dil Factor: 1.00000
Integrator: Falcon Compound Sublist: 1-AR1232.SUB
Target Version: 4.14 Sample Matrix: None
Processing Host: CANPMSV21

				AMOUNTS			
				CAL-AMT	ON-COL		
RT	EXP RT	DLT RT	RESPONSE	(ng)	(ng)	TARGET RANGE	RATIO
4 AROCLOR-1232					CAS #: 11141-16-5		
1.407	1.410	-0.003	1797246	0.50000	0.4723	75.00- 125.00	100.00
1.687	1.691	-0.004	1348213	0.50000	0.4668	56.26- 93.77	75.02
2.079	2.083	-0.004	2609232	0.50000	0.4655	108.88- 181.47	145.18
2.199	2.203	-0.004	1048238	0.50000	0.4791	43.74- 72.91	58.32
2.580	2.584	-0.004	946311	0.50000	0.4344	39.49- 65.82	52.65
		Average of Peak Amounts =			0.46362		

Data File: \\CANSVR11\DD\chem\GCS\a2hp13.i\100208IC-1.b\005F0501.D
Date : 08-FEB-2010 16:51
Client ID:
Sample Info: 1232,,1,4
Column phase: restek pest clpI

Instrument: a2hp13.i
Operator:
Column diameter: 0.53

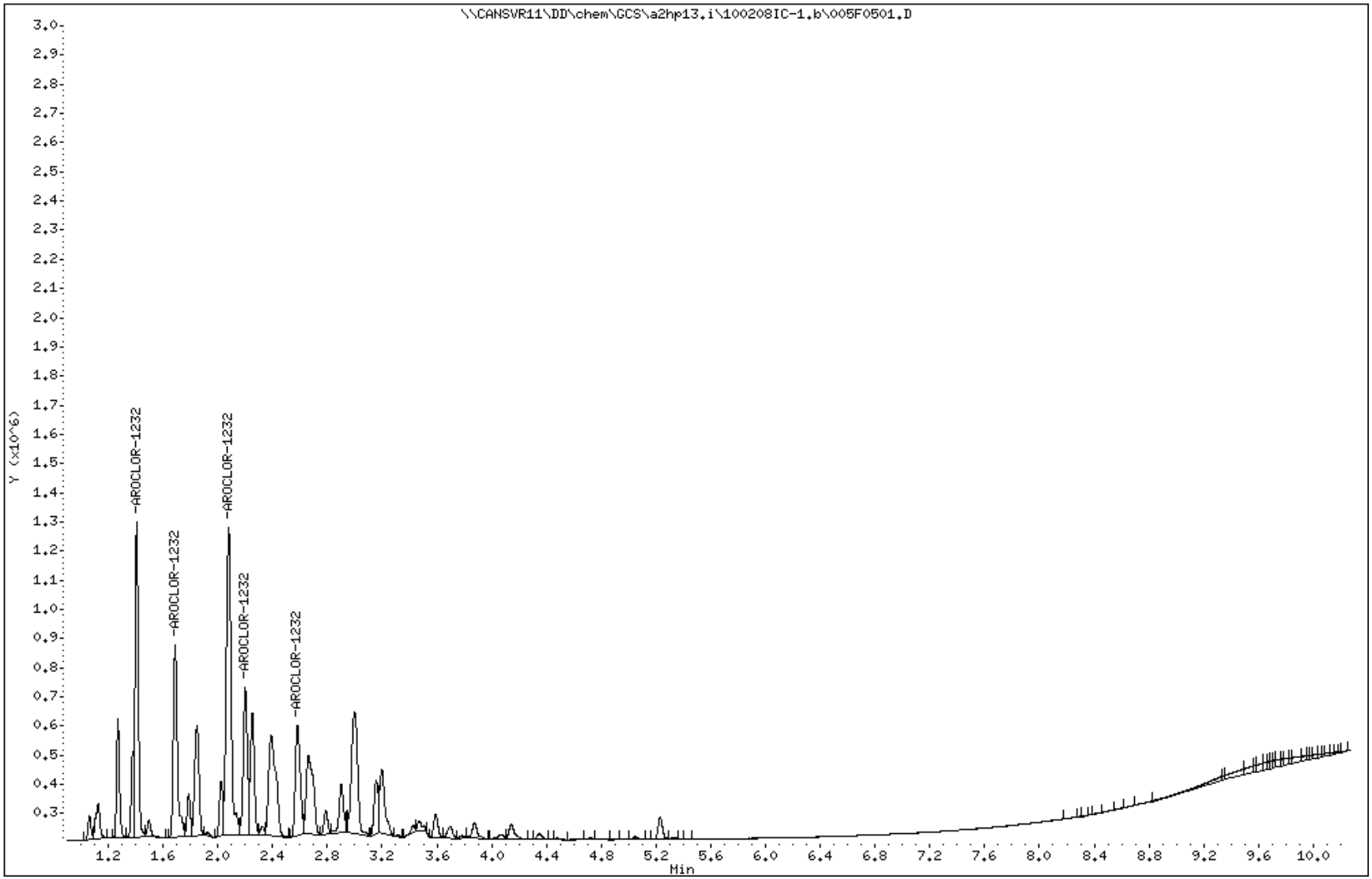

TestAmerica North Canton

PCB 8082/608

Data file : \\CANSVR11\DD\chem\GCS\a2hp13.i\100208IC-1.b\006F0601.D
Lab Smp Id: 1232
Inj Date : 08-FEB-2010 17:06
Operator : Inst ID: a2hp13.i
Smp Info : 1232,,1,5
Misc Info : 1-AR1232.SUB
Comment :
Method : \\CANSVR11\DD\chem\GCS\a2hp13.i\100208IC-1.b\PCB13.m
Meth Date : 09-Feb-2010 07:25 hassl Quant Type: ESTD
Cal Date : 09-FEB-2010 02:07 Cal File: 042F4201.D
Als bottle: 6 Calibration Sample, Level: 5
Dil Factor: 1.00000
Integrator: Falcon Compound Sublist: 1-AR1232.SUB
Target Version: 4.14 Sample Matrix: None
Processing Host: CANPMSV21

				AMOUNTS			
				CAL-AMT	ON-COL		
RT	EXP RT	DLT RT	RESPONSE	(ng)	(ng)	TARGET RANGE	RATIO
4 AROCLOR-1232					CAS #: 11141-16-5		
1.408	1.410	-0.002	3487449	1.00000	0.9165	75.00- 125.00	100.00
1.689	1.691	-0.002	2717869	1.00000	0.9411	56.26- 93.77	77.93
2.081	2.083	-0.002	5054049	1.00000	0.9017	108.88- 181.47	144.92
2.201	2.203	-0.002	2210230	1.00000	1.010	43.74- 72.91	63.38
2.582	2.584	-0.002	2012566	1.00000	0.9238	39.49- 65.82	57.71
		Average of Peak Amounts =			0.93862		

Data File: \\CANSVR11\DD\chem\GCS\a2hp13.i\100208IC-1.b\006F0601.D
Date : 08-FEB-2010 17:06
Client ID:
Sample Info: 1232,,1,5
Column phase: restek pest clpI

Instrument: a2hp13.i
Operator:
Column diameter: 0.53

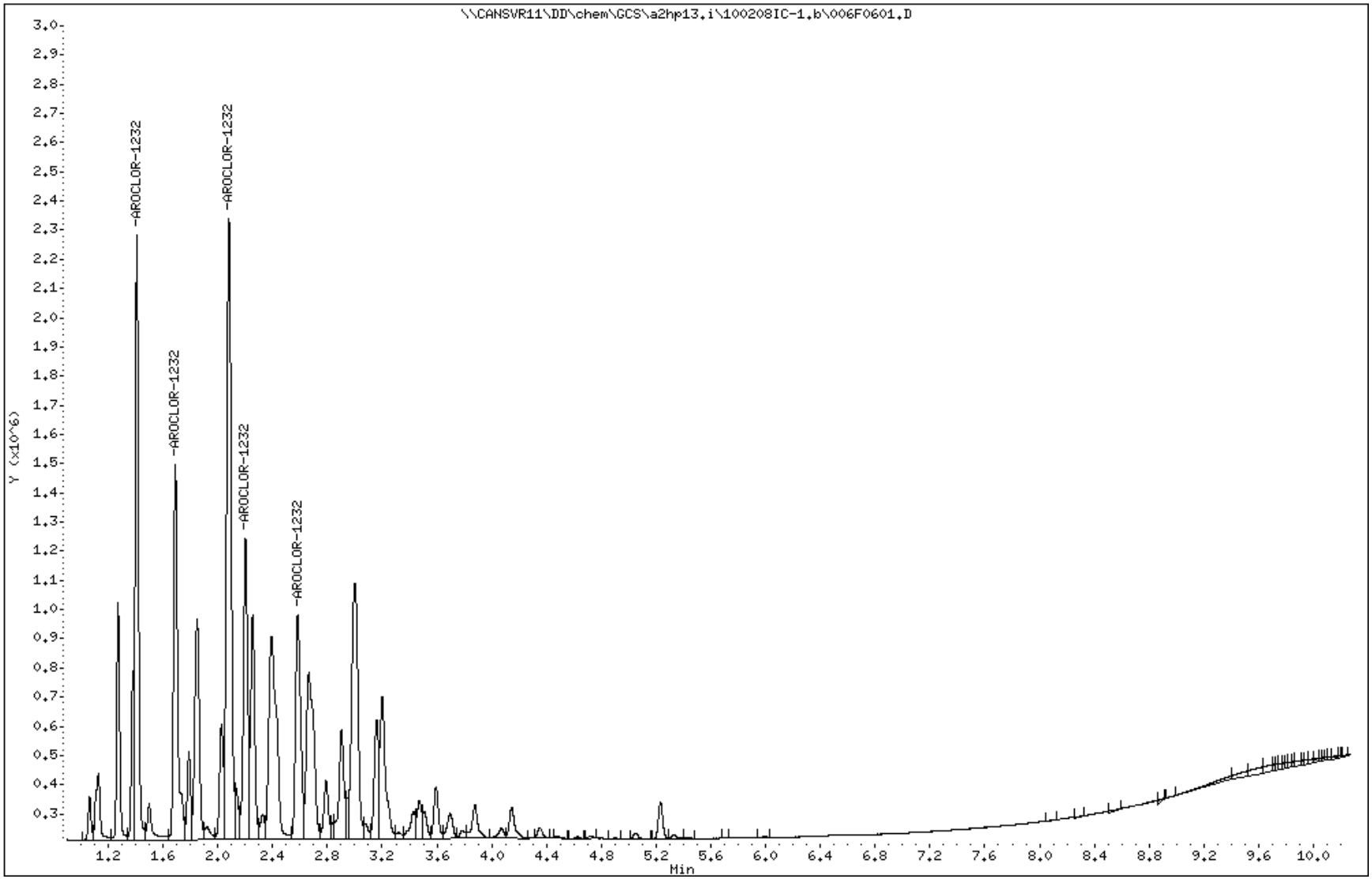

TestAmerica North Canton

PCB 8082/608

Data file : \\CANSVR11\DD\chem\GCS\a2hp13.i\100208IC-1.b\007F0701.D
Lab Smp Id: 1232
Inj Date : 08-FEB-2010 17:22
Operator : Inst ID: a2hp13.i
Smp Info : 1232,,1,6
Misc Info : 1-AR1232.SUB
Comment :
Method : \\CANSVR11\DD\chem\GCS\a2hp13.i\100208IC-1.b\PCB13.m
Meth Date : 09-Feb-2010 07:25 hassl Quant Type: ESTD
Cal Date : 09-FEB-2010 02:22 Cal File: 043F4301.D
Als bottle: 7 Calibration Sample, Level: 6
Dil Factor: 1.00000
Integrator: Falcon Compound Sublist: 1-AR1232.SUB
Target Version: 4.14 Sample Matrix: None
Processing Host: CANPMSV21

				AMOUNTS			
				CAL-AMT	ON-COL		
RT	EXP RT	DLT RT	RESPONSE	(ng)	(ng)	TARGET RANGE	RATIO
4 AROCLOR-1232					CAS #: 11141-16-5		
1.410	1.410	0.000	6224110	2.00000	1.675	75.00- 125.00	100.00(M)
1.691	1.691	0.000	4818200	2.00000	1.668	56.26- 93.77	77.41
2.083	2.083	0.000	9407952	2.00000	1.678	108.88- 181.47	151.15
2.203	2.203	0.000	4021965	2.00000	1.838	43.74- 72.91	64.62
2.584	2.584	0.000	3695905	2.00000	1.696	39.49- 65.82	59.38
Average of Peak Amounts =					1.71100		

QC Flag Legend

M - Compound response manually integrated.

Data File: \\CANSVR11\DD\chem\GCS\a2hp13.i\100208IC-1.b\007F0701.D
Date : 08-FEB-2010 17:22
Client ID:
Sample Info: 1232,,1,6

Instrument: a2hp13.i
Operator:
Column diameter: 0.53

Column phase: restek pest clpI

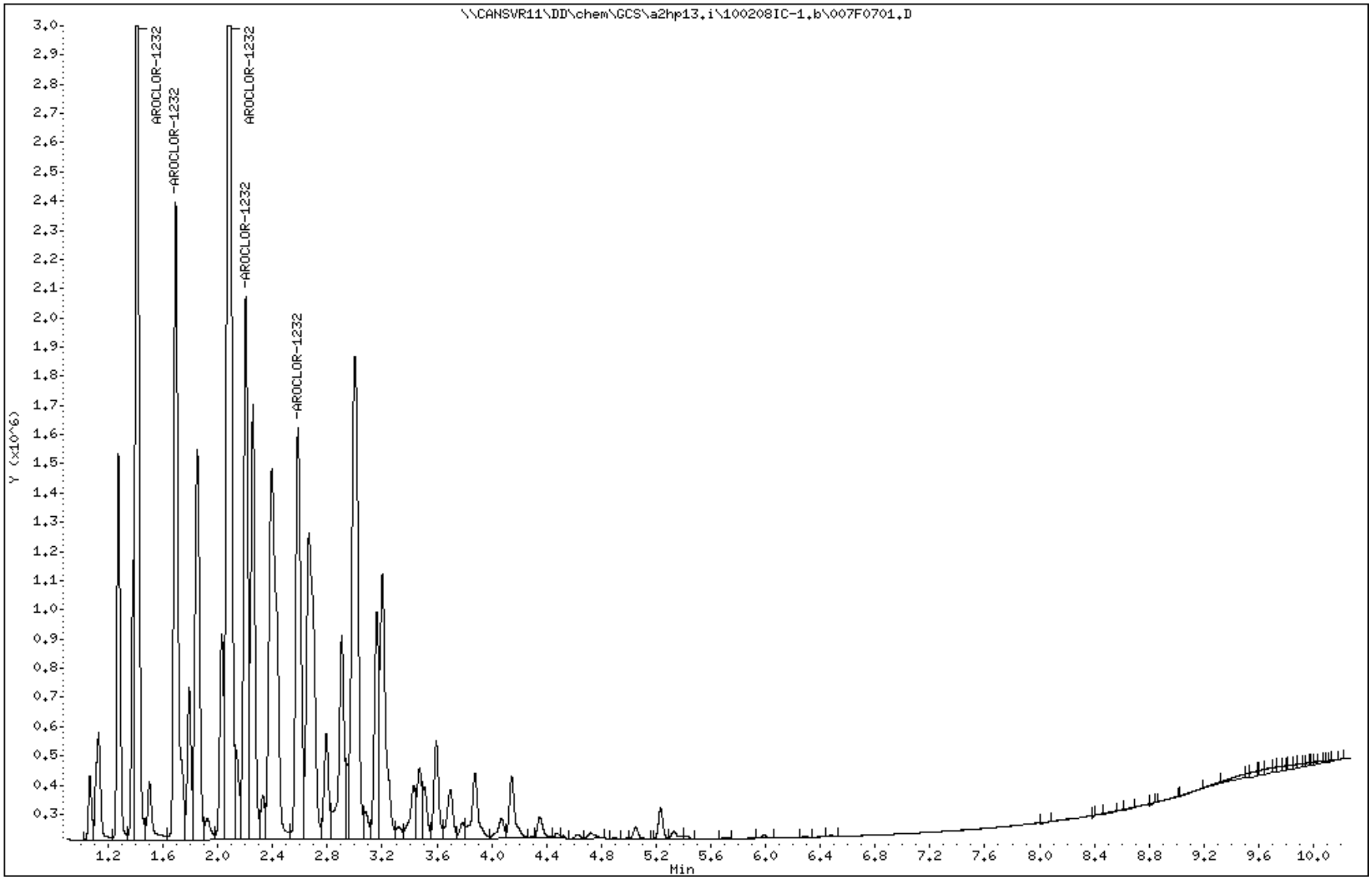

Data File Name: 007F0701.D
Inj. Date and Time: 08-FEB-2010 17:22
Instrument ID: a2hp13.i
Client ID:
Compound Name: AROCLOR-1232
CAS #: 11141-16-5
Report Date: 02/09/2010

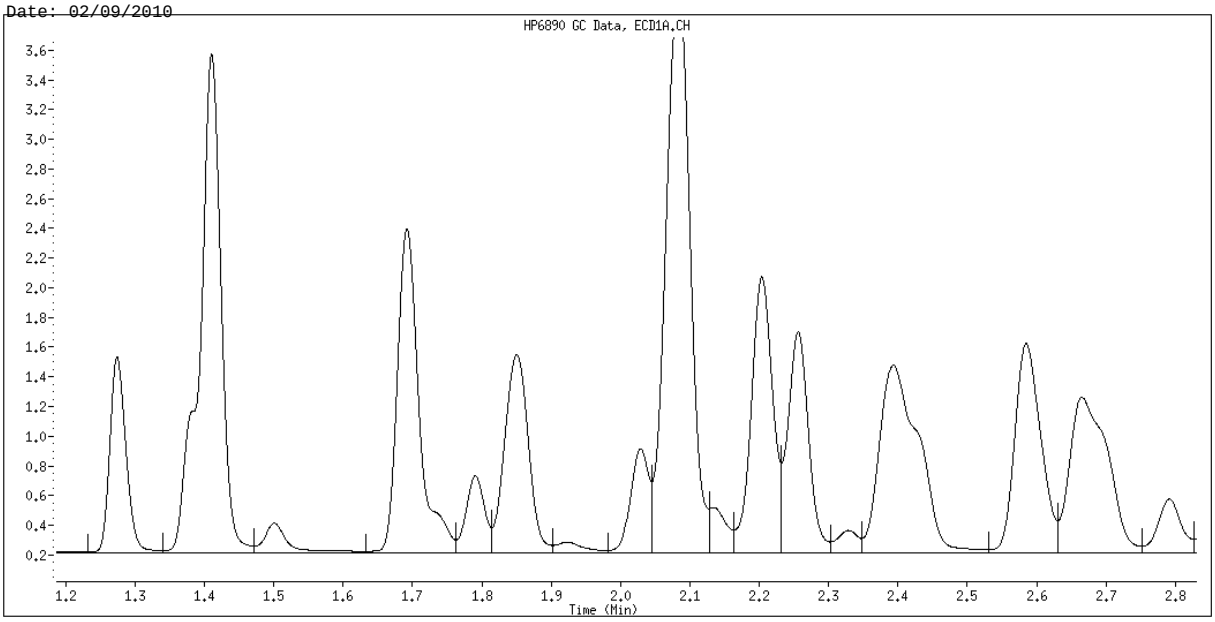

Original Integration

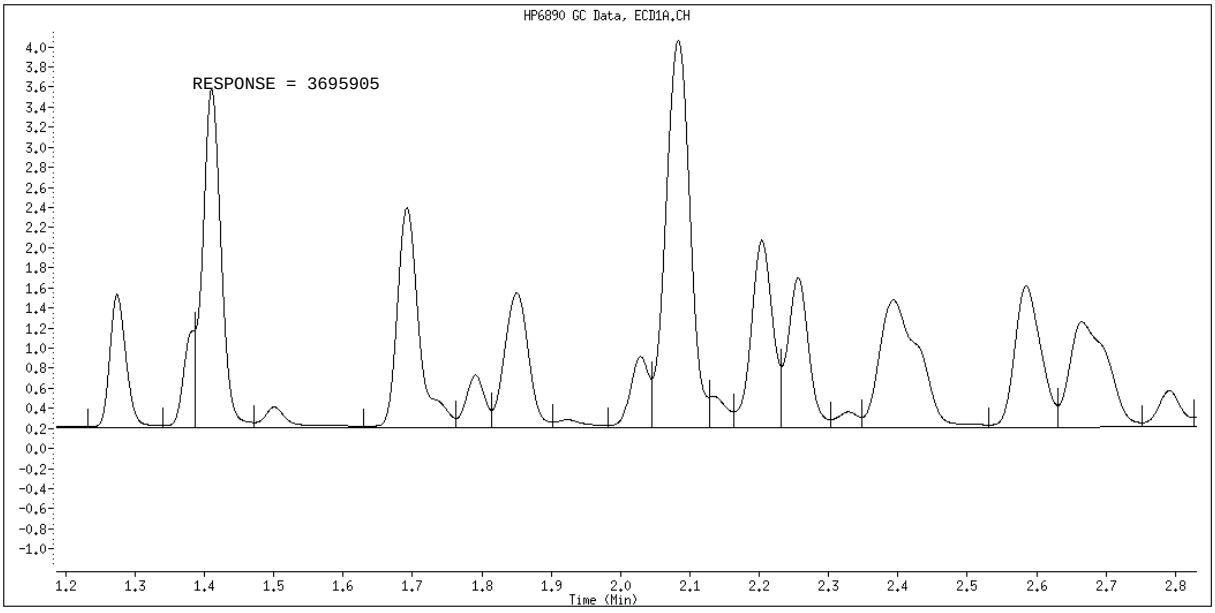

Manual Integration

Manually Integrated By: hassl
Manual Integration Reason: Split Peak

TestAmerica North Canton

PCB 8082/608

Data file : \\CANSVR11\DD\chem\GCS\a2hp13.i\100208IC-1.b\008F0801.D
Lab Smp Id: 1242
Inj Date : 08-FEB-2010 17:37
Operator : Inst ID: a2hp13.i
Smp Info : 1242,,1,1
Misc Info : 2-AR1242.SUB
Comment :
Method : \\CANSVR11\DD\chem\GCS\a2hp13.i\100208IC-1.b\PCB13.m
Meth Date : 09-Feb-2010 07:25 hassl Quant Type: ESTD
Cal Date : 09-FEB-2010 01:06 Cal File: 038F3801.D
Als bottle: 8 Calibration Sample, Level: 1
Dil Factor: 1.00000
Integrator: Falcon Compound Sublist: 2-AR1242.SUB
Target Version: 4.14 Sample Matrix: None
Processing Host: CANPMSV21

				AMOUNTS			
				CAL-AMT	ON-COL		
RT	EXP RT	DLT RT	RESPONSE	(ng)	(ng)	TARGET RANGE	RATIO
5 AROCLOR-1242					CAS #: 53469-21-9		
1.408	1.410	-0.002	152973	0.05000	0.05535	75.00- 125.00	100.00
1.690	1.691	-0.001	281174	0.05000	0.05714	138.13- 230.21	183.81
2.081	2.082	-0.001	572992	0.05000	0.05820	278.38- 463.97	374.57
2.201	2.202	-0.001	223097	0.05000	0.05406	121.18- 201.97	145.84
2.583	2.584	-0.001	231051	0.05000	0.05564	121.92- 203.20	151.04
		Average of Peak Amounts =			0.05608		

Data File: \\CANSVR11\DD\chem\GCS\a2hp13.i\100208IC-1.b\008F0801.D
Date : 08-FEB-2010 17:37
Client ID:
Sample Info: 1242,,1,1
Column phase: restek pest clpI

Instrument: a2hp13.i
Operator:
Column diameter: 0.53

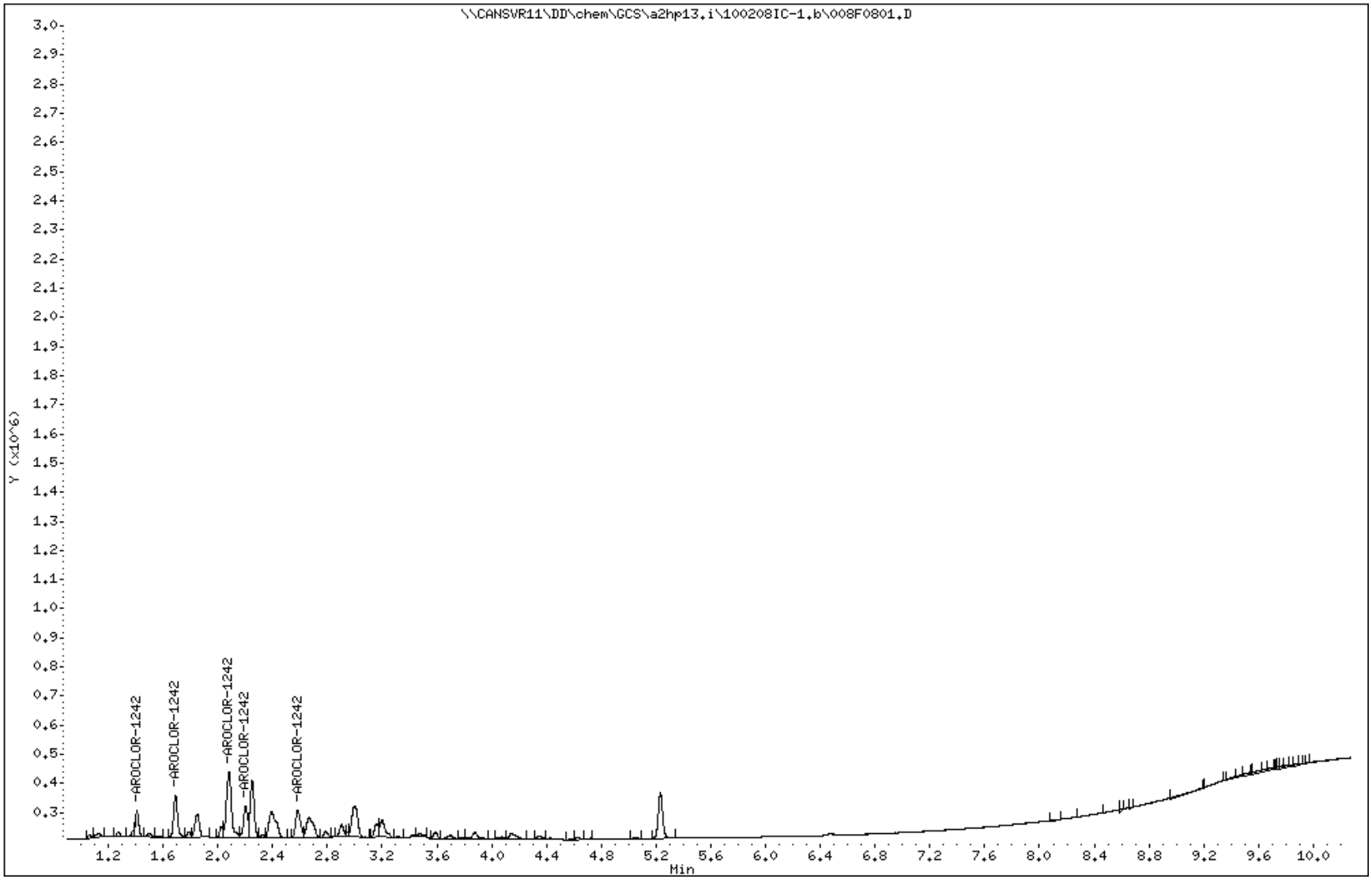

TestAmerica North Canton

PCB 8082/608

Data file : \\CANSVR11\DD\chem\GCS\a2hp13.i\100208IC-1.b\009F0901.D
Lab Smp Id: 1242
Inj Date : 08-FEB-2010 17:51
Operator : Inst ID: a2hp13.i
Smp Info : 1242,,1,2
Misc Info : 2-AR1242.SUB
Comment :
Method : \\CANSVR11\DD\chem\GCS\a2hp13.i\100208IC-1.b\PCB13.m
Meth Date : 09-Feb-2010 07:25 hassl Quant Type: ESTD
Cal Date : 09-FEB-2010 01:21 Cal File: 039F3901.D
Als bottle: 9 Calibration Sample, Level: 2
Dil Factor: 1.00000
Integrator: Falcon Compound Sublist: 2-AR1242.SUB
Target Version: 4.14 Sample Matrix: None
Processing Host: CANPMSV21

				AMOUNTS			
				CAL-AMT	ON-COL		
RT	EXP RT	DLT RT	RESPONSE	(ng)	(ng)	TARGET RANGE	RATIO
5 AROCLOR-1242					CAS #: 53469-21-9		
1.408	1.410	-0.002	305822	0.10000	0.1106	75.00- 125.00	100.00
1.689	1.691	-0.002	539941	0.10000	0.1097	138.13- 230.21	176.55
2.080	2.082	-0.002	1012750	0.10000	0.1029	278.38- 463.97	331.16
2.201	2.202	-0.001	431219	0.10000	0.1045	121.18- 201.97	141.00
2.583	2.584	-0.001	438498	0.10000	0.1056	121.92- 203.20	143.38
		Average of Peak Amounts =			0.10666		

Data File: \\CANSVR11\DD\chem\GCS\a2hp13.i\100208IC-1.b\009F0901.D
Date : 08-FEB-2010 17:51
Client ID:
Instrument: a2hp13.i
Sample Info: 1242,,1,2
Operator:
Column phase: restek pest clpI
Column diameter: 0.53

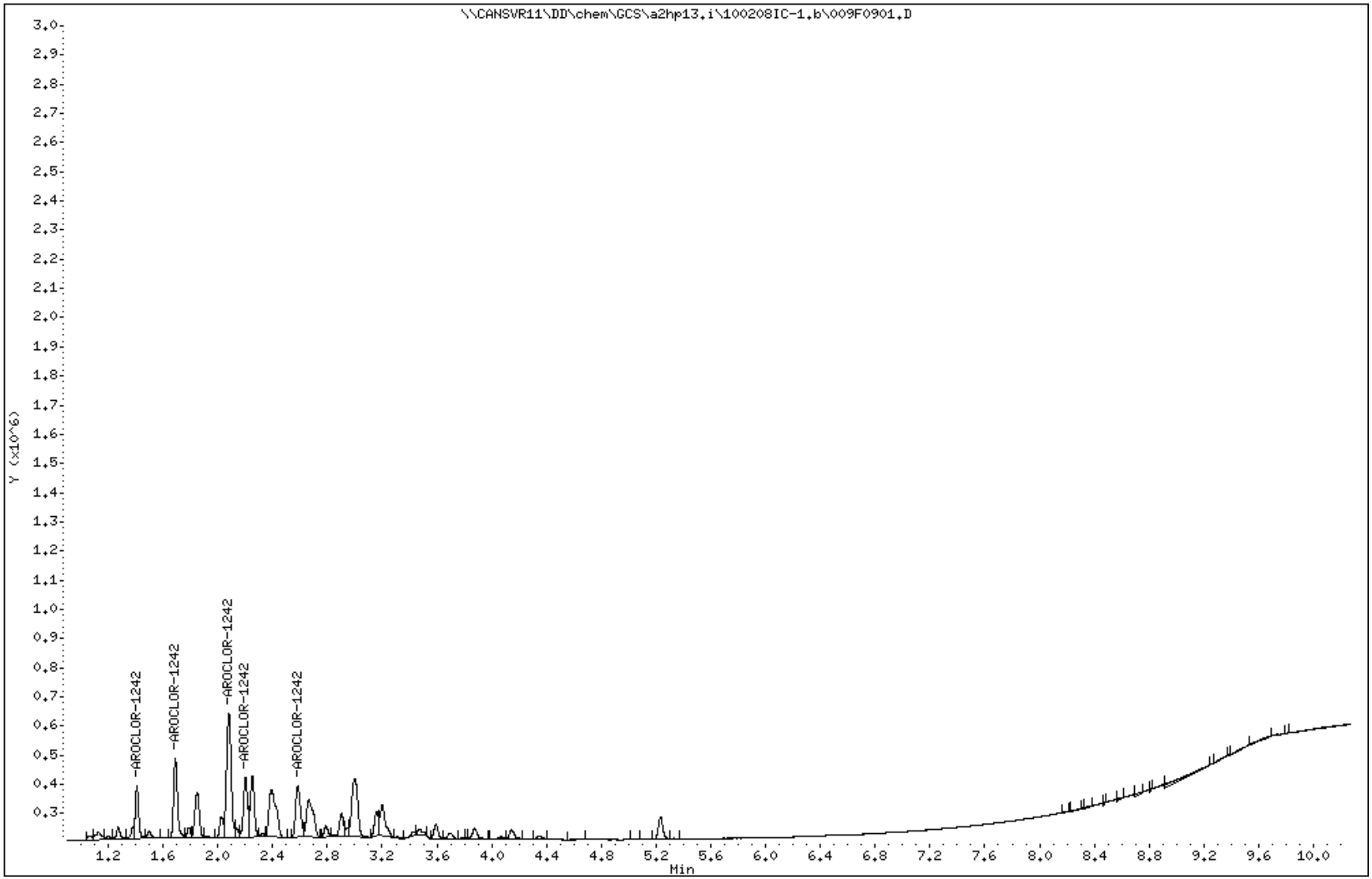

TestAmerica North Canton

PCB 8082/608

Data file : \\CANSVR11\DD\chem\GCS\a2hp13.i\100208IC-1.b\010F1001.D
Lab Smp Id: 1242
Inj Date : 08-FEB-2010 18:06
Operator : Inst ID: a2hp13.i
Smp Info : 1242,,1,3
Misc Info : 2-AR1242.SUB
Comment :
Method : \\CANSVR11\DD\chem\GCS\a2hp13.i\100208IC-1.b\PCB13.m
Meth Date : 09-Feb-2010 07:25 hassl Quant Type: ESTD
Cal Date : 09-FEB-2010 01:37 Cal File: 040F4001.D
Als bottle: 10 Calibration Sample, Level: 3
Dil Factor: 1.00000
Integrator: Falcon Compound Sublist: 2-AR1242.SUB
Target Version: 4.14 Sample Matrix: None
Processing Host: CANPMSV21

				AMOUNTS			
				CAL-AMT	ON-COL		
RT	EXP RT	DLT RT	RESPONSE	(ng)	(ng)	TARGET RANGE	RATIO
5 AROCLOR-1242					CAS #: 53469-21-9		
1.408	1.410	-0.002	562612	0.20000	0.2036	75.00- 125.00	100.00
1.689	1.691	-0.002	1025821	0.20000	0.2085	138.13- 230.21	182.33
2.079	2.082	-0.003	1942009	0.20000	0.1972	278.38- 463.97	345.18
2.201	2.202	-0.001	819921	0.20000	0.1987	121.18- 201.97	145.73
2.582	2.584	-0.002	800715	0.20000	0.1928	121.92- 203.20	142.32
		Average of Peak Amounts =			0.20016		

Data File: \\CANSVR11\DD\chem\GCS\a2hp13.i\100208IC-1.b\010F1001.D
Date : 08-FEB-2010 18:06
Client ID:
Sample Info: 1242,,1,3
Column phase: restek pest clpI

Instrument: a2hp13.i
Operator:
Column diameter: 0.53

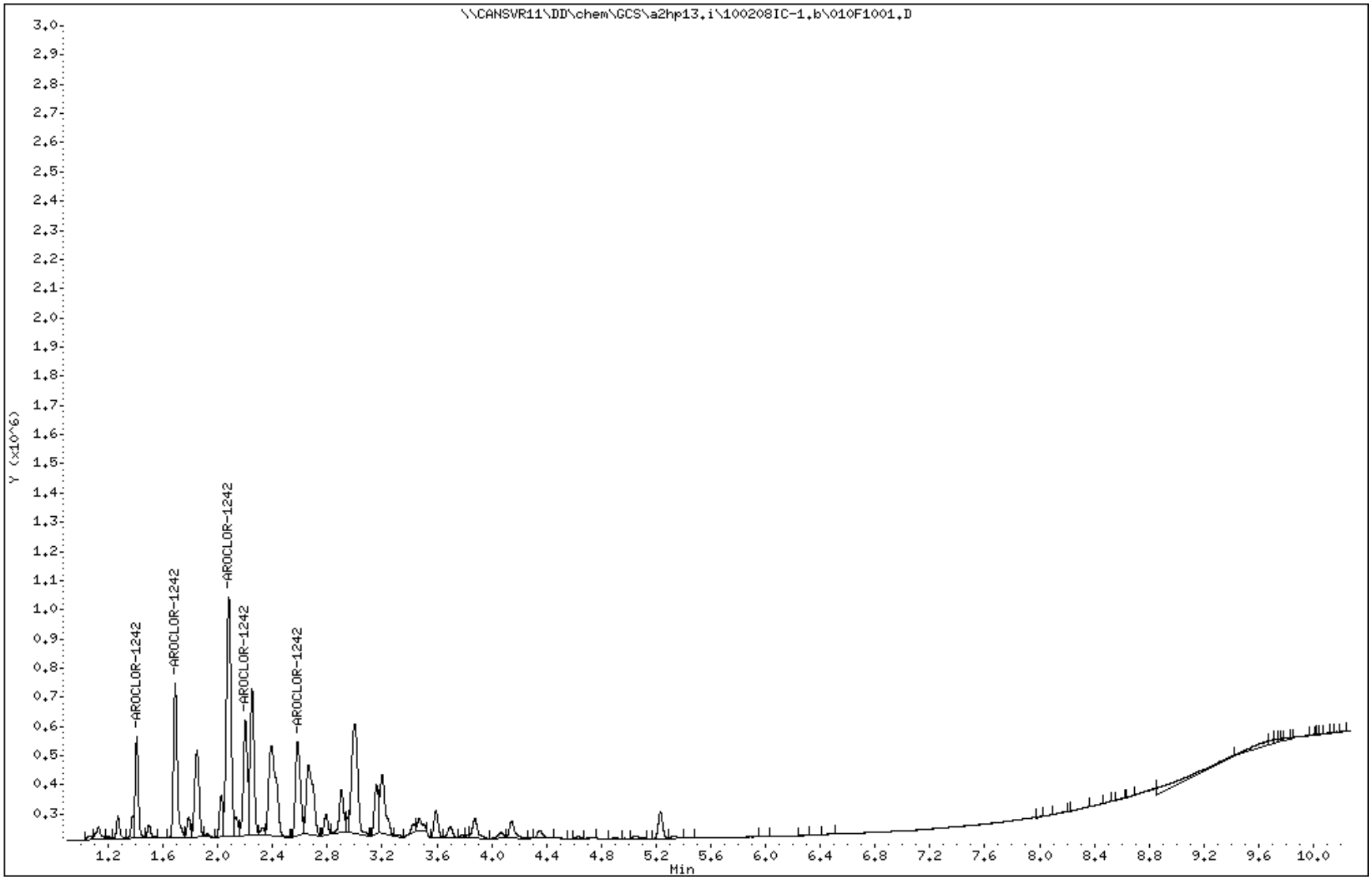

TestAmerica North Canton

PCB 8082/608

Data file : \\CANSVR11\DD\chem\GCS\a2hp13.i\100208IC-1.b\011F1101.D
Lab Smp Id: 1242
Inj Date : 08-FEB-2010 18:22
Operator : Inst ID: a2hp13.i
Smp Info : 1242,,1,4
Misc Info : 2-AR1242.SUB
Comment :
Method : \\CANSVR11\DD\chem\GCS\a2hp13.i\100208IC-1.b\PCB13.m
Meth Date : 09-Feb-2010 07:53 hassl Quant Type: ESTD
Cal Date : 09-FEB-2010 02:07 Cal File: 042F4201.D
Als bottle: 11 Calibration Sample, Level: 4
Dil Factor: 1.00000
Integrator: Falcon Compound Sublist: 2-AR1242.SUB
Target Version: 4.14 Sample Matrix: None
Processing Host: CANPMSV21

				AMOUNTS			
				CAL-AMT	ON-COL		
RT	EXP RT	DLT RT	RESPONSE	(ng)	(ng)	TARGET RANGE	RATIO
5 AROCLOR-1242					CAS #: 53469-21-9		
1.409	1.410	-0.001	1331718	0.50000	0.4919	75.00- 125.00	100.00
1.691	1.691	0.000	2452648	0.50000	0.4984	138.13- 230.21	184.17
2.083	2.082	0.001	4942983	0.50000	0.5021	278.38- 463.97	371.17
2.204	2.202	0.002	2151688	0.50000	0.5214	121.18- 201.97	161.57
2.584	2.584	0.000	2164834	0.50000	0.5213	121.92- 203.20	162.56
		Average of Peak Amounts =			0.50702		

Data File: \\CANSVR11\DD\chem\GCS\a2hp13.i\100208IC-1.b\011F1101.D
Date : 08-FEB-2010 18:22
Client ID:
Sample Info: 1242,,1,4
Column phase: restek pest clpI

Instrument: a2hp13.i
Operator:
Column diameter: 0.53

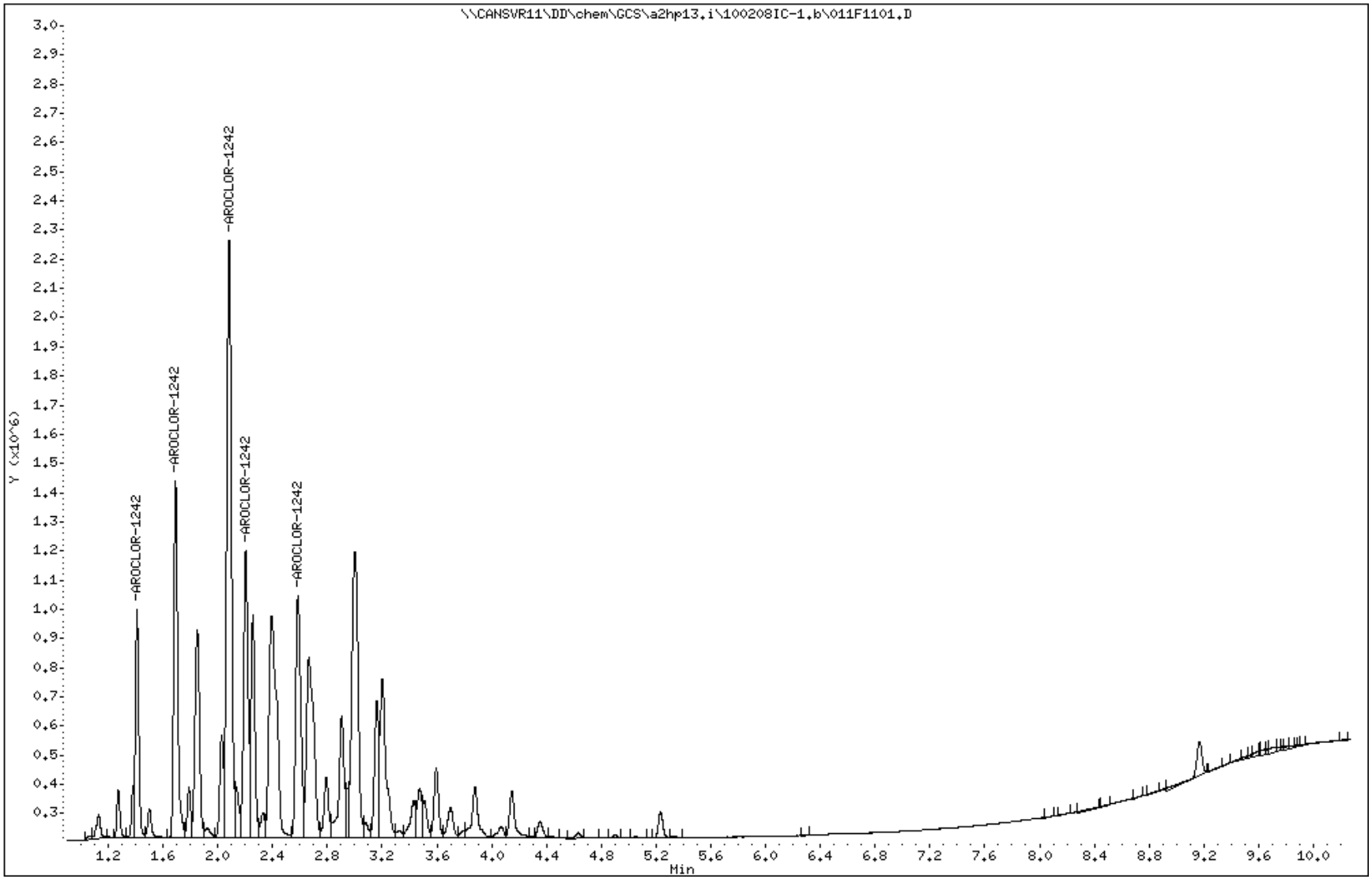

TestAmerica North Canton

PCB 8082/608

Data file : \\CANSVR11\DD\chem\GCS\a2hp13.i\100208IC-1.b\012F1201.D
Lab Smp Id: 1242
Inj Date : 08-FEB-2010 18:37
Operator : Inst ID: a2hp13.i
Smp Info : 1242,,1,5
Misc Info : 2-AR1242.SUB
Comment :
Method : \\CANSVR11\DD\chem\GCS\a2hp13.i\100208IC-1.b\PCB13.m
Meth Date : 09-Feb-2010 07:53 hassl Quant Type: ESTD
Cal Date : 09-FEB-2010 02:07 Cal File: 042F4201.D
Als bottle: 12 Calibration Sample, Level: 5
Dil Factor: 1.00000
Integrator: Falcon Compound Sublist: 2-AR1242.SUB
Target Version: 4.14 Sample Matrix: None
Processing Host: CANPMSV21

				AMOUNTS			
				CAL-AMT	ON-COL		
RT	EXP RT	DLT RT	RESPONSE	(ng)	(ng)	TARGET RANGE	RATIO
5 AROCLOR-1242					CAS #: 53469-21-9		
1.409	1.410	-0.001	2414223	1.00000	0.8917	75.00- 125.00	100.00
1.690	1.691	-0.001	4430570	1.00000	0.9004	138.13- 230.21	183.52
2.082	2.082	0.000	9438043	1.00000	0.9587	278.38- 463.97	390.94
2.202	2.202	0.000	3887106	1.00000	0.9419	121.18- 201.97	161.01
2.583	2.584	-0.001	3860688	1.00000	0.9297	121.92- 203.20	159.91
Average of Peak Amounts =					0.92448		

Data File: \\CANSVR11\DD\chem\GCS\a2hp13.i\100208IC-1.b\012F1201.D
Date : 08-FEB-2010 18:37
Client ID:
Sample Info: 1242,,1,5

Instrument: a2hp13.i
Operator:
Column phase: restek pest clpI
Column diameter: 0.53

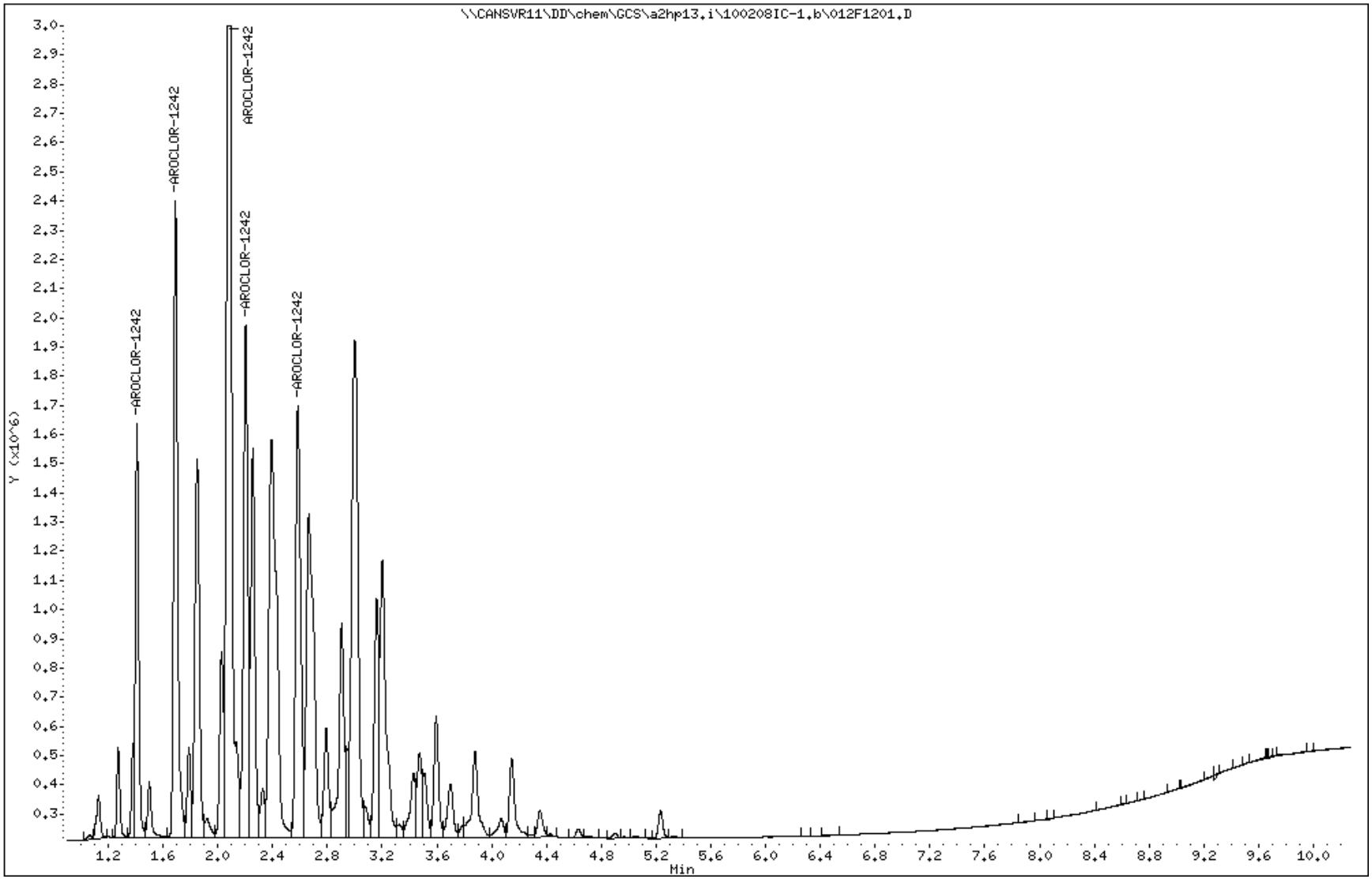

TestAmerica North Canton

PCB 8082/608

Data file : \\CANSVR11\DD\chem\GCS\a2hp13.i\100208IC-1.b\013F1301.D
Lab Smp Id: 1242
Inj Date : 08-FEB-2010 18:51
Operator : Inst ID: a2hp13.i
Smp Info : 1242,,1,6
Misc Info : 2-AR1242.SUB
Comment :
Method : \\CANSVR11\DD\chem\GCS\a2hp13.i\100208IC-1.b\PCB13.m
Meth Date : 09-Feb-2010 07:53 hassl Quant Type: ESTD
Cal Date : 09-FEB-2010 02:07 Cal File: 042F4201.D
Als bottle: 13 Calibration Sample, Level: 6
Dil Factor: 1.00000
Integrator: Falcon Compound Sublist: 2-AR1242.SUB
Target Version: 4.14 Sample Matrix: None
Processing Host: CANPMSV21

				AMOUNTS			
				CAL-AMT	ON-COL		
RT	EXP RT	DLT RT	RESPONSE	(ng)	(ng)	TARGET RANGE	RATIO
5 AROCLOR-1242					CAS #: 53469-21-9		
1.410	1.410	0.000	4472965	2.00000	1.652	75.00- 125.00	100.00(M)
1.691	1.691	0.000	8070198	2.00000	1.640	138.13- 230.21	180.42
2.082	2.082	0.000	16897043	2.00000	1.716	278.38- 463.97	377.76
2.202	2.202	0.000	7391668	2.00000	1.791	121.18- 201.97	165.25
2.584	2.584	0.000	7432456	2.00000	1.790	121.92- 203.20	166.16
		Average of Peak Amounts =			1.71780		

QC Flag Legend

M - Compound response manually integrated.

Data File: \\CANSVR11\DD\chem\GCS\a2hp13.i\100208IC-1.b\013F1301.D
Date : 08-FEB-2010 18:51
Client ID:
Instrument: a2hp13.i
Sample Info: 1242,,1,6
Operator:
Column phase: restek pest clpI
Column diameter: 0.53

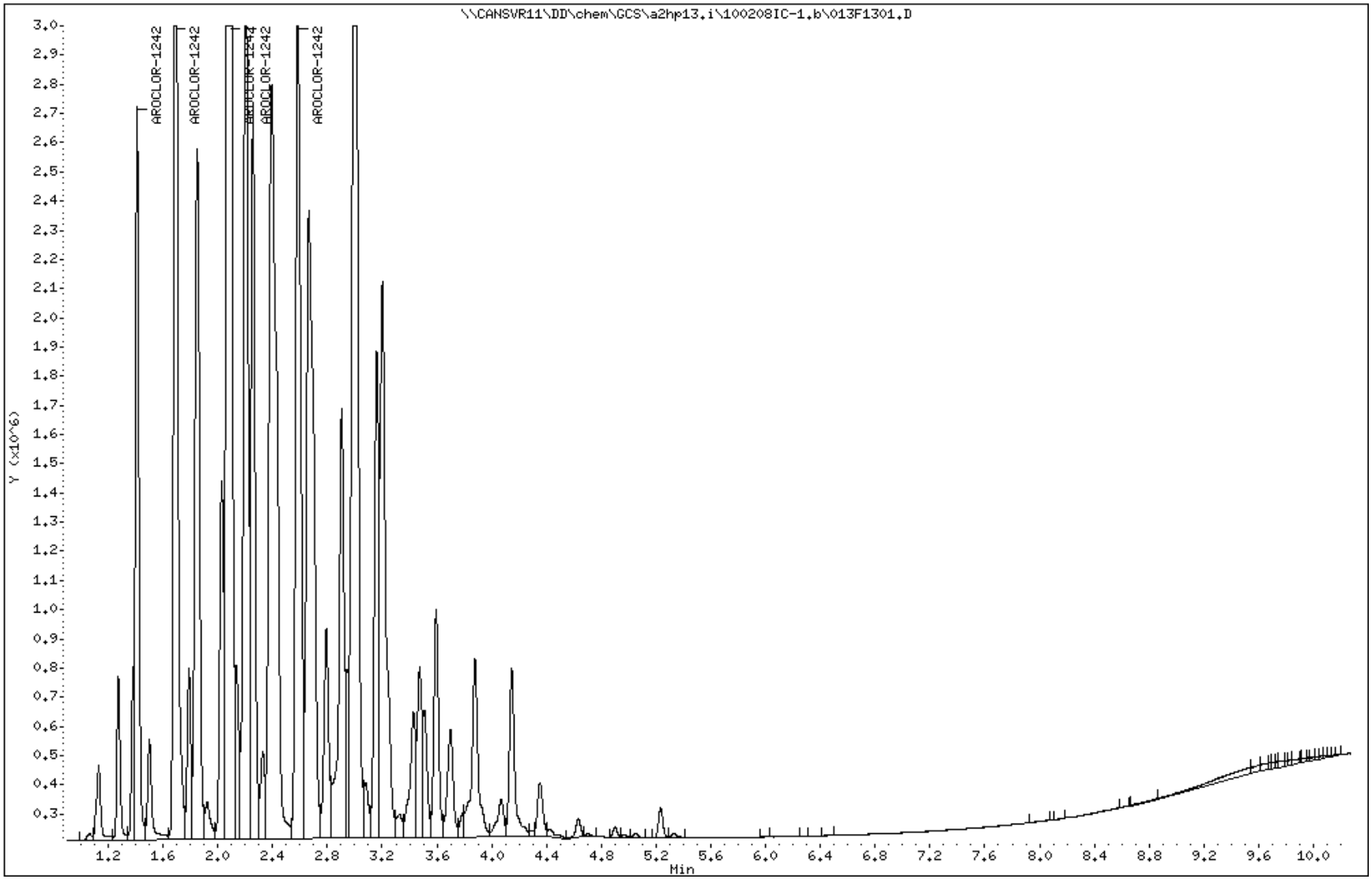

2500

North Canton

Data File Name: 013F1301.D
Inj. Date and Time: 08-FEB-2010 18:51
Instrument ID: a2hp13.i
Client ID:
Compound Name: AROCLOR-1242
CAS #: 53469-21-9
Report Date: 02/09/2010

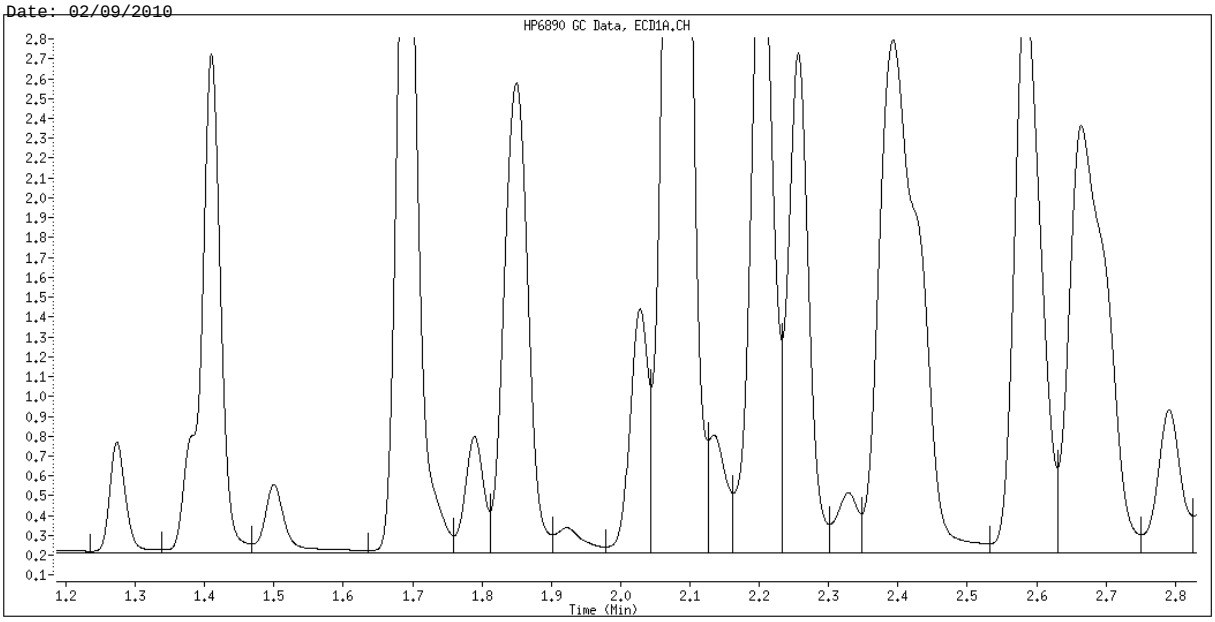

Original Integration

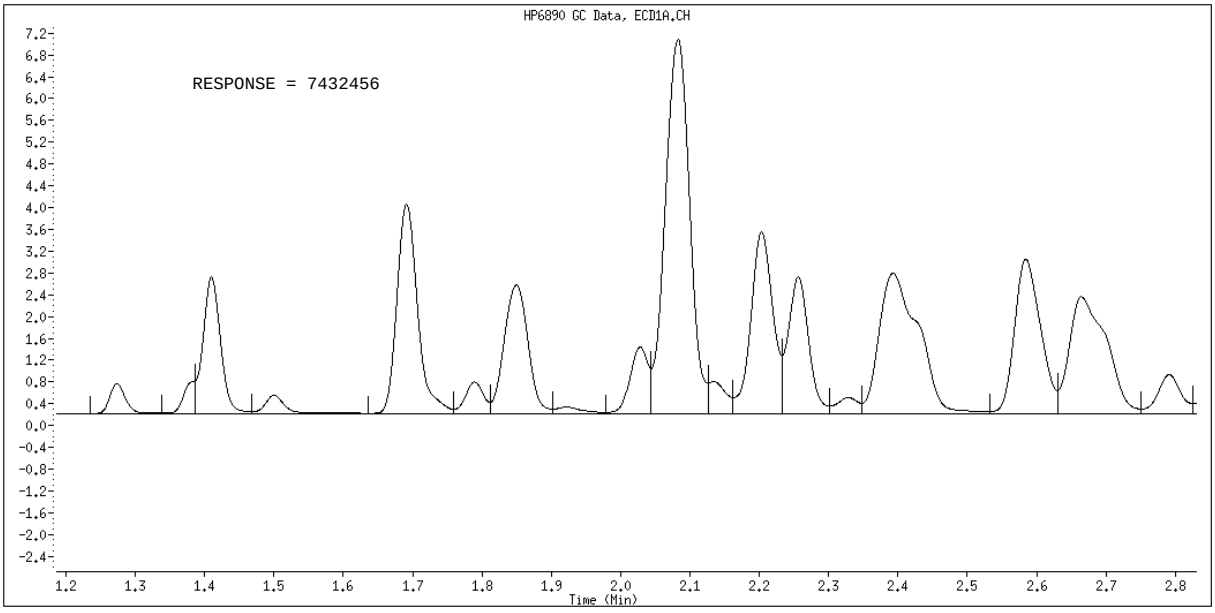

Manual Integration

Manually Integrated By: hassl
Manual Integration Reason: Split Peak

TestAmerica North Canton

PCB 8082/608

Data file : \\CANSVR11\DD\chem\GCS\a2hp13.i\100208IC-1.b\014F1401.D
Lab Smp Id: 1248
Inj Date : 08-FEB-2010 19:06
Operator : Inst ID: a2hp13.i
Smp Info : 1248,,1,1
Misc Info : 3-AR1248.SUB
Comment :
Method : \\CANSVR11\DD\chem\GCS\a2hp13.i\100208IC-1.b\PCB13.m
Meth Date : 09-Feb-2010 07:25 hassl Quant Type: ESTD
Cal Date : 09-FEB-2010 01:06 Cal File: 038F3801.D
Als bottle: 14 Calibration Sample, Level: 1
Dil Factor: 1.00000
Integrator: Falcon Compound Sublist: 3-AR1248.SUB
Target Version: 4.14 Sample Matrix: None
Processing Host: CANPMSV21

				AMOUNTS			
				CAL-AMT	ON-COL		
RT	EXP RT	DLT RT	RESPONSE	(ng)	(ng)	TARGET RANGE	RATIO
6 AROCLOR-1248					CAS #: 12672-29-6		
1.690	1.689	0.001	72700	0.05000	0.05611	75.00- 125.00	100.00
2.080	2.081	-0.001	150545	0.05000	0.05569	156.55- 260.91	207.08
2.582	2.583	-0.001	160102	0.05000	0.05714	162.02- 270.04	220.22
3.202	3.202	0.000	120160	0.05000	0.05566	123.26- 205.43	165.28
3.593	3.595	-0.002	74108	0.05000	0.05373	77.67- 129.46	101.94
		Average of Peak Amounts =			0.05567		

Data File: \\CANSVR11\DD\chem\GCS\a2hp13.i\100208IC-1.b\014F1401.D
Date : 08-FEB-2010 19:06
Client ID:
Instrument: a2hp13.i
Sample Info: 1248,,1,1
Operator:
Column phase: restek pest clpI
Column diameter: 0.53

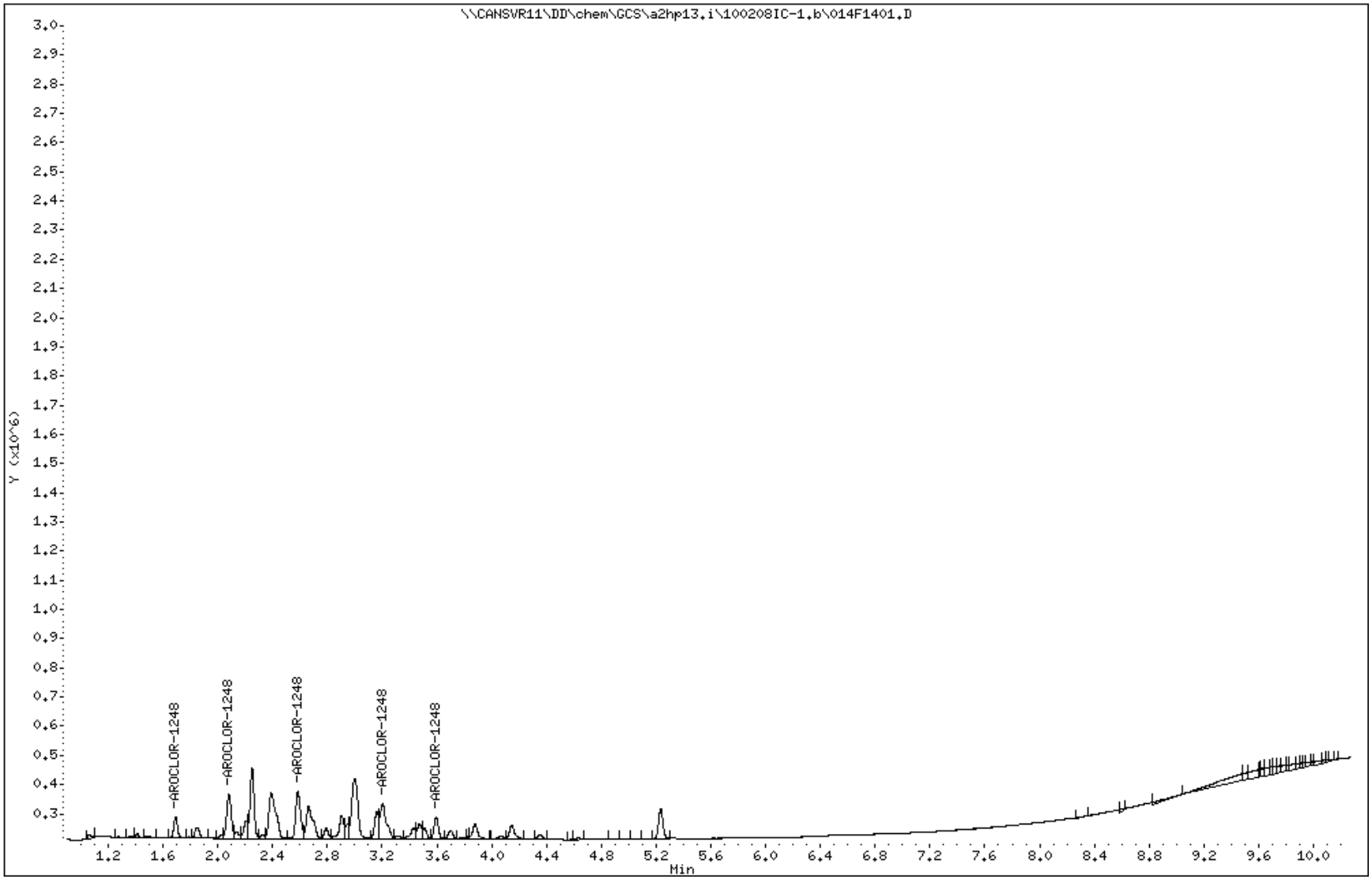

TestAmerica North Canton

PCB 8082/608

Data file : \\CANSVR11\DD\chem\GCS\a2hp13.i\100208IC-1.b\015F1501.D
Lab Smp Id: 1248
Inj Date : 08-FEB-2010 19:21
Operator : Inst ID: a2hp13.i
Smp Info : 1248,,1,2
Misc Info : 3-AR1248.SUB
Comment :
Method : \\CANSVR11\DD\chem\GCS\a2hp13.i\100208IC-1.b\PCB13.m
Meth Date : 09-Feb-2010 07:25 hassl Quant Type: ESTD
Cal Date : 09-FEB-2010 01:21 Cal File: 039F3901.D
Als bottle: 15 Calibration Sample, Level: 2
Dil Factor: 1.00000
Integrator: Falcon Compound Sublist: 3-AR1248.SUB
Target Version: 4.14 Sample Matrix: None
Processing Host: CANPMSV21

				AMOUNTS			
				CAL-AMT	ON-COL		
RT	EXP RT	DLT RT	RESPONSE	(ng)	(ng)	TARGET RANGE	RATIO
6 AROCLOR-1248					CAS #: 12672-29-6		
1.689	1.689	0.000	142026	0.10000	0.1096	75.00- 125.00	100.00
2.081	2.081	0.000	279006	0.10000	0.1032	156.55- 260.91	196.45
2.583	2.583	0.000	293382	0.10000	0.1047	162.02- 270.04	206.57
3.203	3.202	0.001	219773	0.10000	0.1018	123.26- 205.43	154.74
3.594	3.595	-0.001	142460	0.10000	0.1033	77.67- 129.46	100.31
		Average of Peak Amounts =			0.10452		

Data File: \\CANSVR11\DD\chem\GCS\a2hp13.i\100208IC-1.b\015F1501.D
Date : 08-FEB-2010 19:21
Client ID:
Sample Info: 1248,,1,2
Column phase: restek pest clpI

Instrument: a2hp13.i
Operator:
Column diameter: 0.53

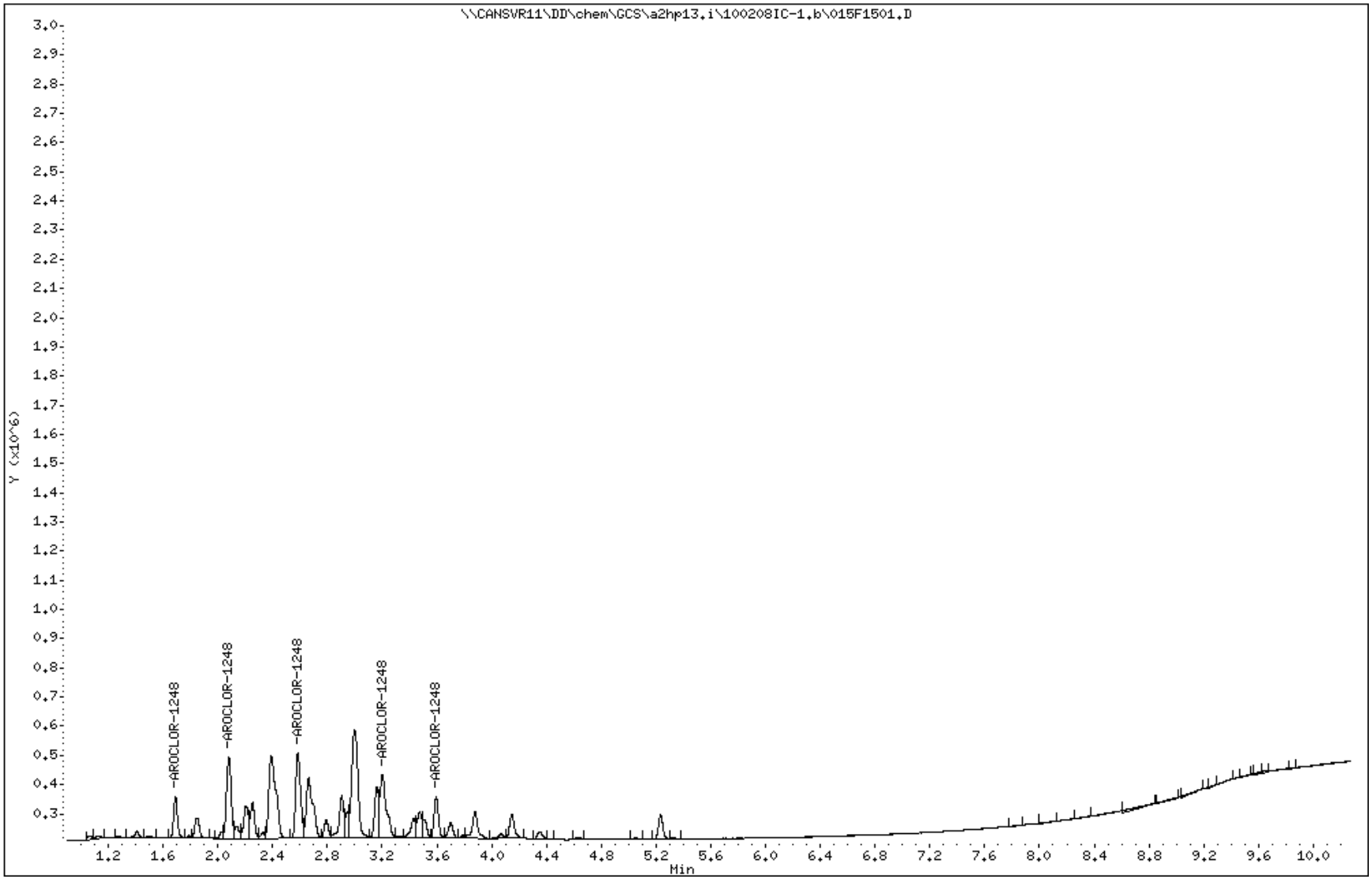

TestAmerica North Canton

PCB 8082/608

Data file : \\CANSVR11\DD\chem\GCS\a2hp13.i\100208IC-1.b\016F1601.D
Lab Smp Id: 1248
Inj Date : 08-FEB-2010 19:36
Operator : Inst ID: a2hp13.i
Smp Info : 1248,,1,3
Misc Info : 3-AR1248.SUB
Comment :
Method : \\CANSVR11\DD\chem\GCS\a2hp13.i\100208IC-1.b\PCB13.m
Meth Date : 09-Feb-2010 07:25 hassl Quant Type: ESTD
Cal Date : 09-FEB-2010 01:37 Cal File: 040F4001.D
Als bottle: 16 Calibration Sample, Level: 3
Dil Factor: 1.00000
Integrator: Falcon Compound Sublist: 3-AR1248.SUB
Target Version: 4.14 Sample Matrix: None
Processing Host: CANPMSV21

				AMOUNTS			
				CAL-AMT	ON-COL		
RT	EXP RT	DLT RT	RESPONSE	(ng)	(ng)	TARGET RANGE	RATIO
6 AROCLOR-1248					CAS #: 12672-29-6		
1.689	1.689	0.000	274012	0.20000	0.2115	75.00- 125.00	100.00
2.080	2.081	-0.001	564126	0.20000	0.2087	156.55- 260.91	205.88
2.583	2.583	0.000	585739	0.20000	0.2090	162.02- 270.04	213.76
3.203	3.202	0.001	449850	0.20000	0.2084	123.26- 205.43	164.17
3.593	3.595	-0.002	290159	0.20000	0.2104	77.67- 129.46	105.89
		Average of Peak Amounts =			0.20960		

Data File: \\CANSVR11\DD\chem\GCS\a2hp13.i\100208IC-1.b\016F1601.D
Date : 08-FEB-2010 19:36
Client ID:
Instrument: a2hp13.i
Sample Info: 1248,,1,3
Operator:
Column phase: restek pest clpI
Column diameter: 0.53

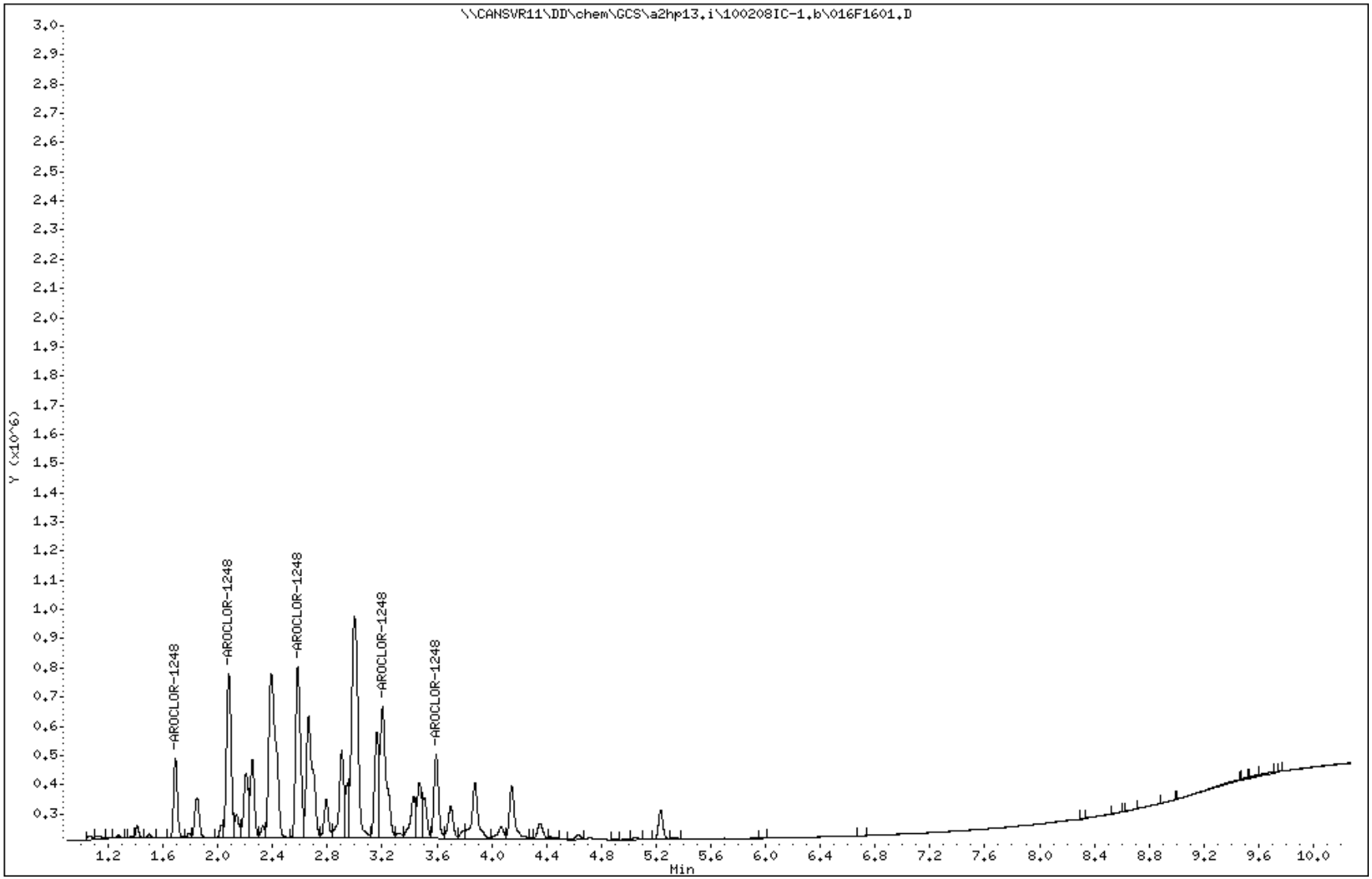

TestAmerica North Canton

PCB 8082/608

Data file : \\CANSVR11\DD\chem\GCS\a2hp13.i\100208IC-1.b\017F1701.D
Lab Smp Id: 1248
Inj Date : 08-FEB-2010 19:51
Operator : Inst ID: a2hp13.i
Smp Info : 1248,,1,4
Misc Info : 3-AR1248.SUB
Comment :
Method : \\CANSVR11\DD\chem\GCS\a2hp13.i\100208IC-1.b\PCB13.m
Meth Date : 09-Feb-2010 07:25 hassl Quant Type: ESTD
Cal Date : 09-FEB-2010 01:52 Cal File: 041F4101.D
Als bottle: 17 Calibration Sample, Level: 4
Dil Factor: 1.00000
Integrator: Falcon Compound Sublist: 3-AR1248.SUB
Target Version: 4.14 Sample Matrix: None
Processing Host: CANPMSV21

				AMOUNTS			
				CAL-AMT	ON-COL		
RT	EXP RT	DLT RT	RESPONSE	(ng)	(ng)	TARGET RANGE	RATIO
6 AROCLOR-1248					CAS #: 12672-29-6		
1.690	1.689	0.001	637110	0.50000	0.4917	75.00- 125.00	100.00
2.081	2.081	0.000	1329828	0.50000	0.4919	156.55- 260.91	208.73
2.585	2.583	0.002	1376369	0.50000	0.4912	162.02- 270.04	216.03
3.205	3.202	0.003	1047033	0.50000	0.4850	123.26- 205.43	164.34
3.595	3.595	0.000	659817	0.50000	0.4784	77.67- 129.46	103.56
		Average of Peak Amounts =			0.48764		

2509

Data File: \\CANSVR11\DD\chem\GCS\a2hp13.i\100208IC-1.b\017F1701.D
Date : 08-FEB-2010 19:51
Client ID:
Instrument: a2hp13.i
Sample Info: 1248,,1,4
Operator:
Column phase: restek pest clpI
Column diameter: 0.53

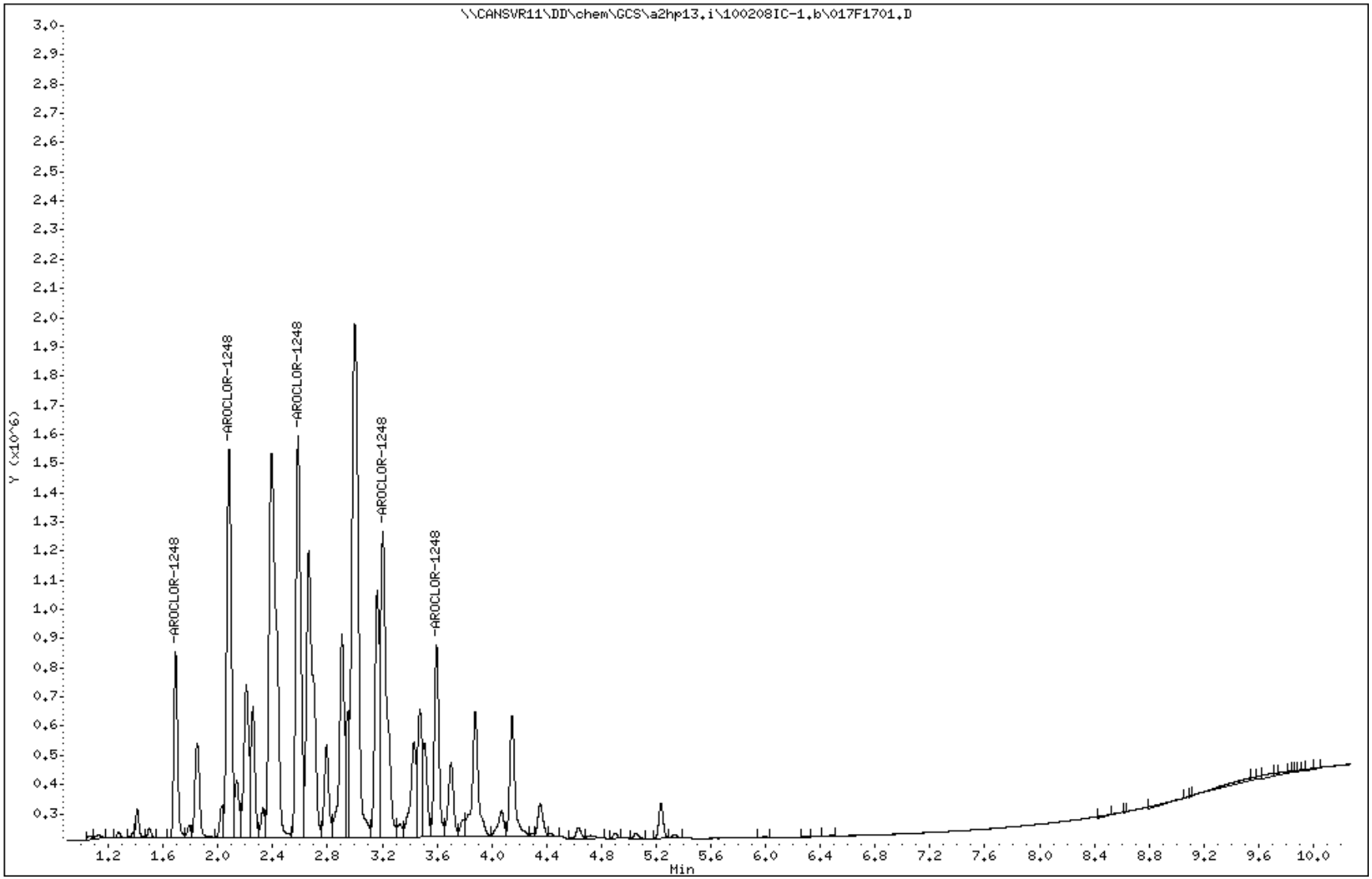

North Canton

TestAmerica North Canton

PCB 8082/608

Data file : \\CANSVR11\DD\chem\GCS\a2hp13.i\100208IC-1.b\018F1801.D
Lab Smp Id: 1248
Inj Date : 08-FEB-2010 20:07
Operator : Inst ID: a2hp13.i
Smp Info : 1248,,1,5
Misc Info : 3-AR1248.SUB
Comment :
Method : \\CANSVR11\DD\chem\GCS\a2hp13.i\100208IC-1.b\PCB13.m
Meth Date : 09-Feb-2010 07:25 hassl Quant Type: ESTD
Cal Date : 09-FEB-2010 02:07 Cal File: 042F4201.D
Als bottle: 18 Calibration Sample, Level: 5
Dil Factor: 1.00000
Integrator: Falcon Compound Sublist: 3-AR1248.SUB
Target Version: 4.14 Sample Matrix: None
Processing Host: CANPMSV21

				AMOUNTS			
				CAL-AMT	ON-COL		
RT	EXP RT	DLT RT	RESPONSE	(ng)	(ng)	TARGET RANGE	RATIO
6 AROCLOR-1248					CAS #: 12672-29-6		
1.692	1.689	0.003	1169565	1.00000	0.9026	75.00- 125.00	100.00
2.081	2.081	0.000	2569180	1.00000	0.9504	156.55- 260.91	219.67
2.585	2.583	0.002	2628508	1.00000	0.9380	162.02- 270.04	224.74
3.204	3.202	0.002	2089068	1.00000	0.9678	123.26- 205.43	178.62
3.595	3.595	0.000	1353246	1.00000	0.9811	77.67- 129.46	115.71
Average of Peak Amounts =					0.94798		

2511

Data File: \\CANSVR11\DD\chem\GCS\a2hp13.i\100208IC-1.b\018F1801.D
Date : 08-FEB-2010 20:07
Client ID:
Sample Info: 1248,,1,5

Instrument: a2hp13.i
Operator:
Column phase: restek pest clpI
Column diameter: 0.53

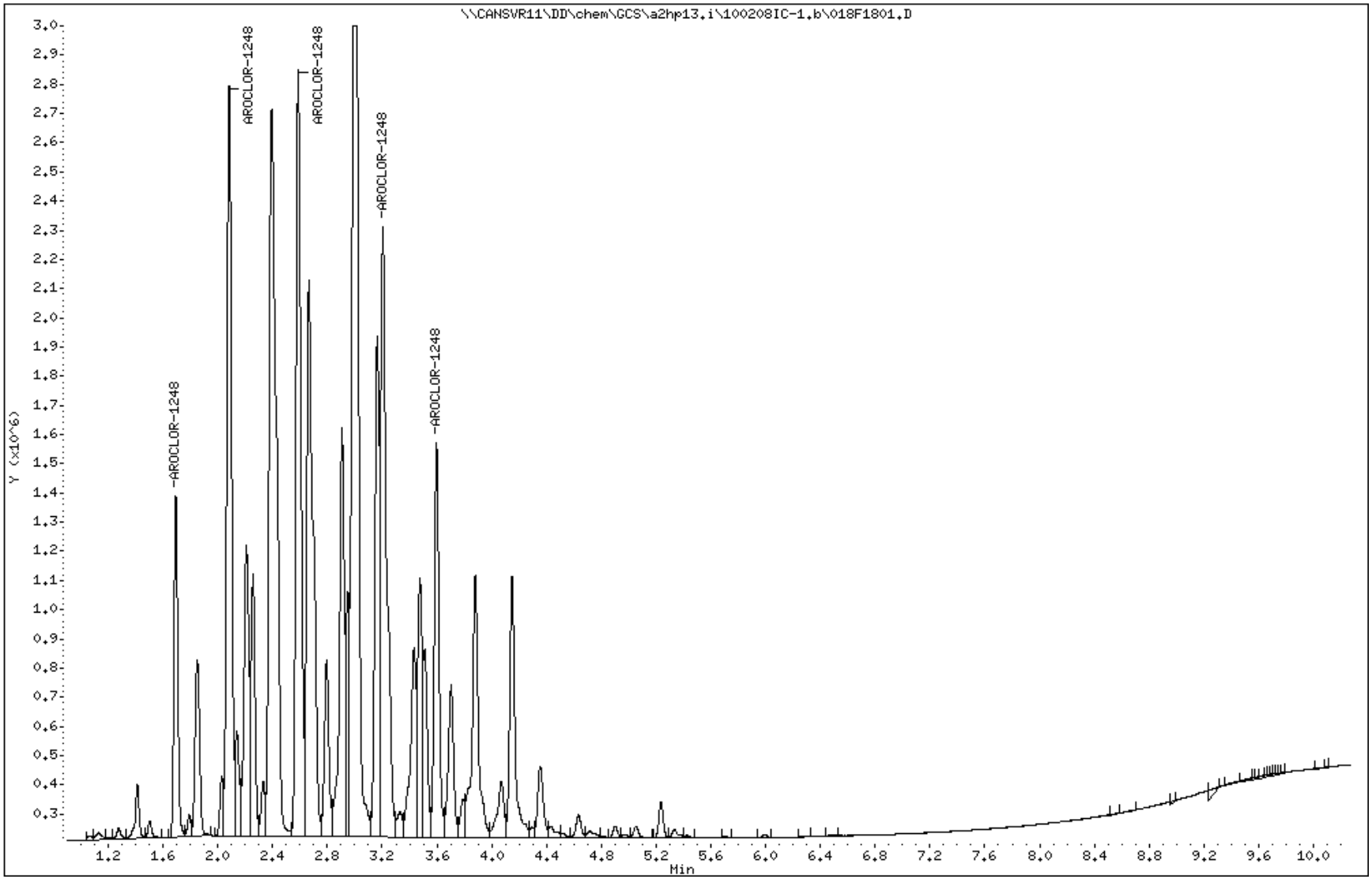

North Canton

TestAmerica North Canton

PCB 8082/608

Data file : \\CANSVR11\DD\chem\GCS\a2hp13.i\100208IC-1.b\019F1901.D
Lab Smp Id: 1248
Inj Date : 08-FEB-2010 20:22
Operator : Inst ID: a2hp13.i
Smp Info : 1248,,1,6
Misc Info : 3-AR1248.SUB
Comment :
Method : \\CANSVR11\DD\chem\GCS\a2hp13.i\100208IC-1.b\PCB13.m
Meth Date : 09-Feb-2010 07:25 hassl Quant Type: ESTD
Cal Date : 09-FEB-2010 02:22 Cal File: 043F4301.D
Als bottle: 19 Calibration Sample, Level: 6
Dil Factor: 1.00000
Integrator: Falcon Compound Sublist: 3-AR1248.SUB
Target Version: 4.14 Sample Matrix: None
Processing Host: CANPMSV21

				AMOUNTS			
				CAL-AMT	ON-COL		
RT	EXP RT	DLT RT	RESPONSE	(ng)	(ng)	TARGET RANGE	RATIO
6 AROCLOR-1248					CAS #: 12672-29-6		
1.689	1.689	0.000	2172800	2.00000	1.677	75.00- 125.00	100.00
2.081	2.081	0.000	4738942	2.00000	1.753	156.55- 260.91	218.10
2.583	2.583	0.000	4733633	2.00000	1.689	162.02- 270.04	217.86
3.202	3.202	0.000	3836733	2.00000	1.777	123.26- 205.43	176.58
3.595	3.595	0.000	2491009	2.00000	1.806	77.67- 129.46	114.65
		Average of Peak Amounts =			1.74040		

Data File: \\CANSVR11\DD\chem\GCS\a2hp13.i\100208IC-1.b\019F1901.D
Date : 08-FEB-2010 20:22
Client ID:
Sample Info: 1248,,1,6

Instrument: a2hp13.i
Operator:
Column phase: restek pest clpI
Column diameter: 0.53

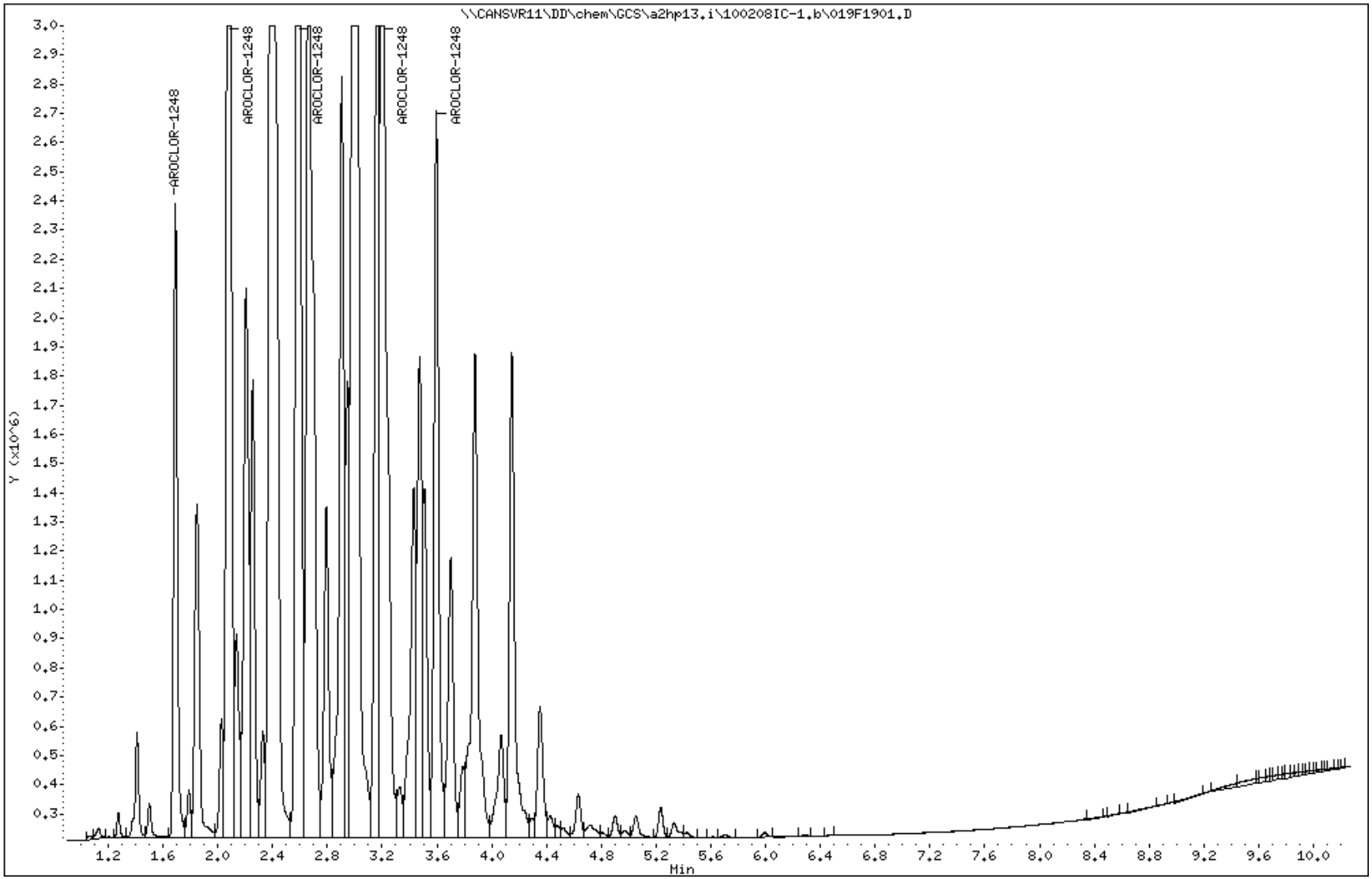

TestAmerica North Canton

PCB 8082/608

Data file : \\CANSVR11\DD\chem\GCS\a2hp13.i\100208IC-1.b\020F2001.D
Lab Smp Id: 1254
Inj Date : 08-FEB-2010 20:36
Operator : Inst ID: a2hp13.i
Smp Info : 1254,,1,1
Misc Info : 9-AR2154.SUB
Comment :
Method : \\CANSVR11\DD\chem\GCS\a2hp13.i\100208IC-1.b\PCB13.m
Meth Date : 09-Feb-2010 07:25 hassl Quant Type: ESTD
Cal Date : 09-FEB-2010 01:06 Cal File: 038F3801.D
Als bottle: 20 Calibration Sample, Level: 1
Dil Factor: 1.00000
Integrator: Falcon Compound Sublist: 9-AR2154.SUB
Target Version: 4.14 Sample Matrix: None
Processing Host: CANPMSV21

				AMOUNTS			
				CAL-AMT	ON-COL		
RT	EXP RT	DLT RT	RESPONSE	(ng)	(ng)	TARGET RANGE	RATIO
7 AROCLOR-1254					CAS #: 11097-69-1		
2.948	2.951	-0.003	135822	0.05000	0.05856	75.00- 125.00	100.00
3.211	3.213	-0.002	178586	0.05000	0.05870	98.18- 163.63	131.49
3.595	3.597	-0.002	231015	0.05000	0.05659	132.08- 220.13	170.09
3.880	3.881	-0.001	156155	0.05000	0.05541	89.69- 149.48	114.97
4.352	4.354	-0.002	186311	0.05000	0.05506	107.68- 179.46	137.17
		Average of Peak Amounts =			0.05686		
2 AROCLOR-1221					CAS #: 11104-28-2		
1.274	1.276	-0.002	65347	0.05000	0.05316	75.00- 125.00	100.00
1.380	1.391	-0.011	42412	0.05000	0.05299	49.63- 82.71	64.90
1.410	1.412	-0.002	145084	0.05000	0.05276	164.10- 273.51	222.02
		Average of Peak Amounts =			0.05297		

Data File: \\CANSVR11\DD\chem\GCS\a2hp13.i\100208IC-1.b\020F2001.D
Date : 08-FEB-2010 20:36
Client ID:
Sample Info: 1254,,1,1
Column phase: restek pest clpI

Instrument: a2hp13.i
Operator:
Column diameter: 0.53

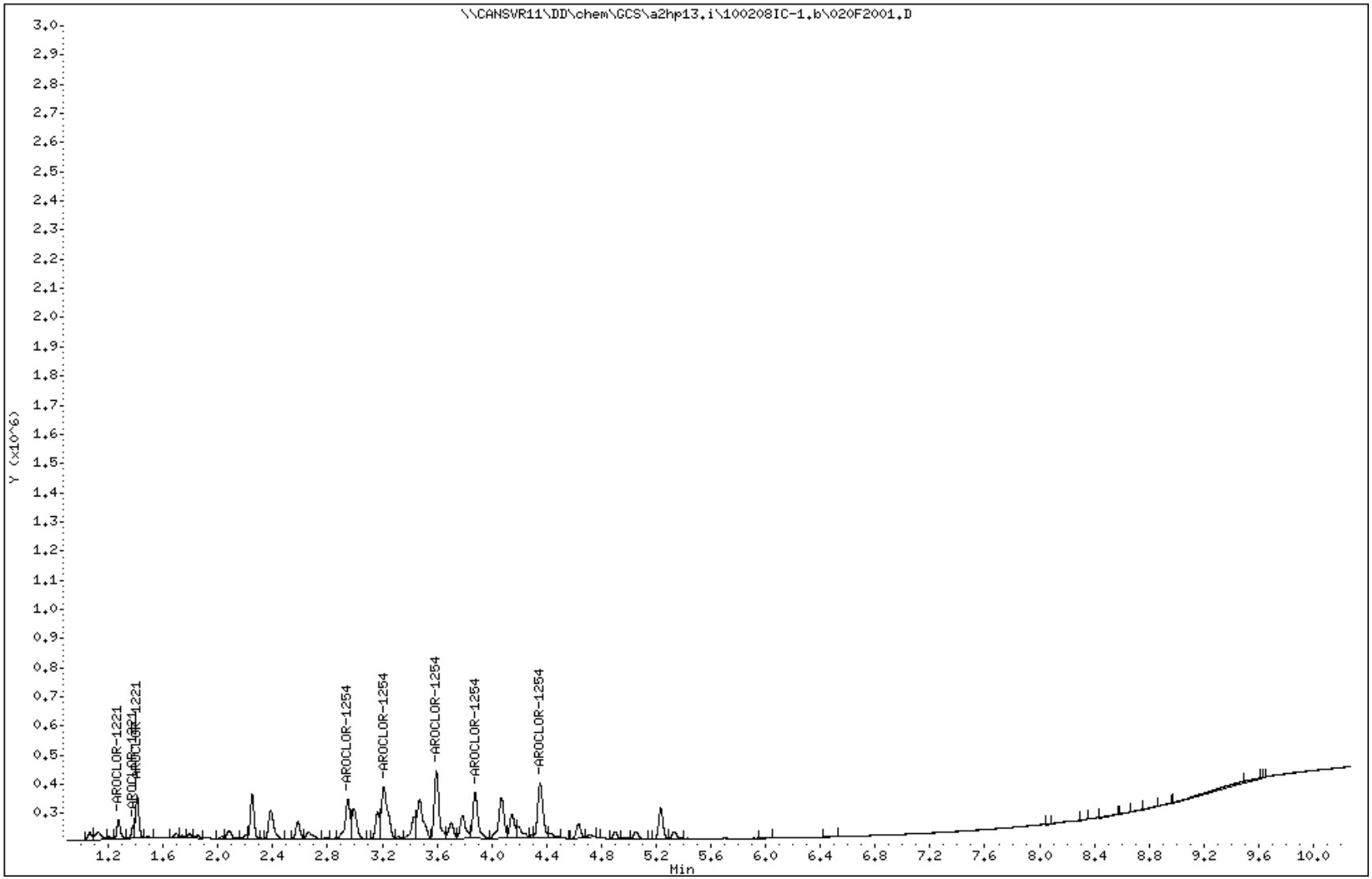

TestAmerica North Canton

PCB 8082/608

Data file : \\CANSVR11\DD\chem\GCS\a2hp13.i\100208IC-1.b\021F2101.D
Lab Smp Id: 1254
Inj Date : 08-FEB-2010 20:52
Operator : Inst ID: a2hp13.i
Smp Info : 1254,,1,2
Misc Info : 9-AR2154.SUB
Comment :
Method : \\CANSVR11\DD\chem\GCS\a2hp13.i\100208IC-1.b\PCB13.m
Meth Date : 09-Feb-2010 07:25 hassl Quant Type: ESTD
Cal Date : 09-FEB-2010 01:21 Cal File: 039F3901.D
Als bottle: 21 Calibration Sample, Level: 2
Dil Factor: 1.00000
Integrator: Falcon Compound Sublist: 9-AR2154.SUB
Target Version: 4.14 Sample Matrix: None
Processing Host: CANPMSV21

				AMOUNTS			
				CAL-AMT	ON-COL		
RT	EXP RT	DLT RT	RESPONSE	(ng)	(ng)	TARGET RANGE	RATIO
7 AROCLOR-1254					CAS #: 11097-69-1		
2.949	2.951	-0.002	252847	0.10000	0.1090	75.00- 125.00	100.00
3.211	3.213	-0.002	332623	0.10000	0.1093	98.18- 163.63	131.55
3.596	3.597	-0.001	437608	0.10000	0.1072	132.08- 220.13	173.07
3.880	3.881	-0.001	306740	0.10000	0.1088	89.69- 149.48	121.31
4.353	4.354	-0.001	367484	0.10000	0.1086	107.68- 179.46	145.34
		Average of Peak Amounts =			0.10858		
2 AROCLOR-1221					CAS #: 11104-28-2		
1.274	1.276	-0.002	126128	0.10000	0.1026	75.00- 125.00	100.00
1.382	1.391	-0.009	79401	0.10000	0.09921	49.63- 82.71	62.95
1.411	1.412	-0.001	286292	0.10000	0.1041	164.10- 273.51	226.99
		Average of Peak Amounts =			0.10197		

Data File: \\CANSVR11\DD\chem\GCS\a2hp13.i\100208IC-1.b\021F2101.D
Date : 08-FEB-2010 20:52
Client ID:
Sample Info: 1254,,1,2
Column phase: restek pest clpI

Instrument: a2hp13.i
Operator:
Column diameter: 0.53

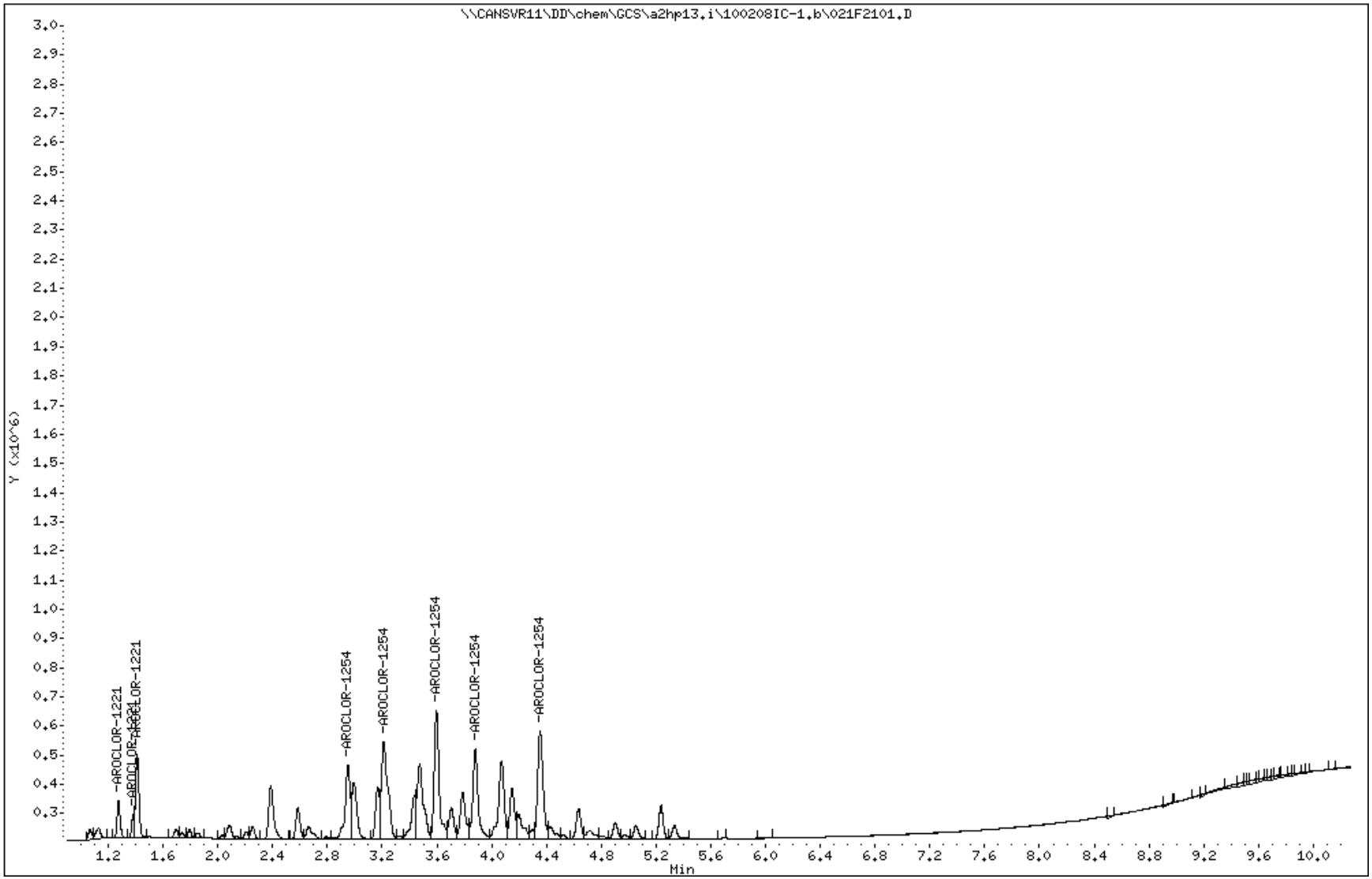

TestAmerica North Canton

PCB 8082/608

Data file : \\CANSVR11\DD\chem\GCS\a2hp13.i\100208IC-1.b\022F2201.D
Lab Smp Id: 1254
Inj Date : 08-FEB-2010 21:07
Operator : Inst ID: a2hp13.i
Smp Info : 1254,,1,3
Misc Info : 9-AR2154.SUB
Comment :
Method : \\CANSVR11\DD\chem\GCS\a2hp13.i\100208IC-1.b\PCB13.m
Meth Date : 09-Feb-2010 07:25 hassl Quant Type: ESTD
Cal Date : 09-FEB-2010 01:37 Cal File: 040F4001.D
Als bottle: 22 Calibration Sample, Level: 3
Dil Factor: 1.00000
Integrator: Falcon Compound Sublist: 9-AR2154.SUB
Target Version: 4.14 Sample Matrix: None
Processing Host: CANPMSV21

				AMOUNTS			
				CAL-AMT	ON-COL		
RT	EXP RT	DLT RT	RESPONSE	(ng)	(ng)	TARGET RANGE	RATIO
7 AROCLOR-1254					CAS #: 11097-69-1		
2.949	2.951	-0.002	466592	0.20000	0.2012	75.00- 125.00	100.00
3.211	3.213	-0.002	612539	0.20000	0.2013	98.18- 163.63	131.28
3.595	3.597	-0.002	819107	0.20000	0.2007	132.08- 220.13	175.55
3.879	3.881	-0.002	570418	0.20000	0.2024	89.69- 149.48	122.25
4.353	4.354	-0.001	694495	0.20000	0.2052	107.68- 179.46	148.84
		Average of Peak Amounts =			0.20216		
2 AROCLOR-1221					CAS #: 11104-28-2		
1.274	1.276	-0.002	235833	0.20000	0.1918	75.00- 125.00	100.00
1.381	1.391	-0.010	156993	0.20000	0.1962	49.63- 82.71	66.57
1.410	1.412	-0.002	534783	0.20000	0.1945	164.10- 273.51	226.76
		Average of Peak Amounts =			0.19417		

Data File: \\CANSVR11\DD\chem\GCS\a2hp13.i\100208IC-1.b\022F2201.D
Date : 08-FEB-2010 21:07
Client ID:
Sample Info: 1254,,1,3
Column phase: restek pest clpI

Instrument: a2hp13.i
Operator:
Column diameter: 0.53

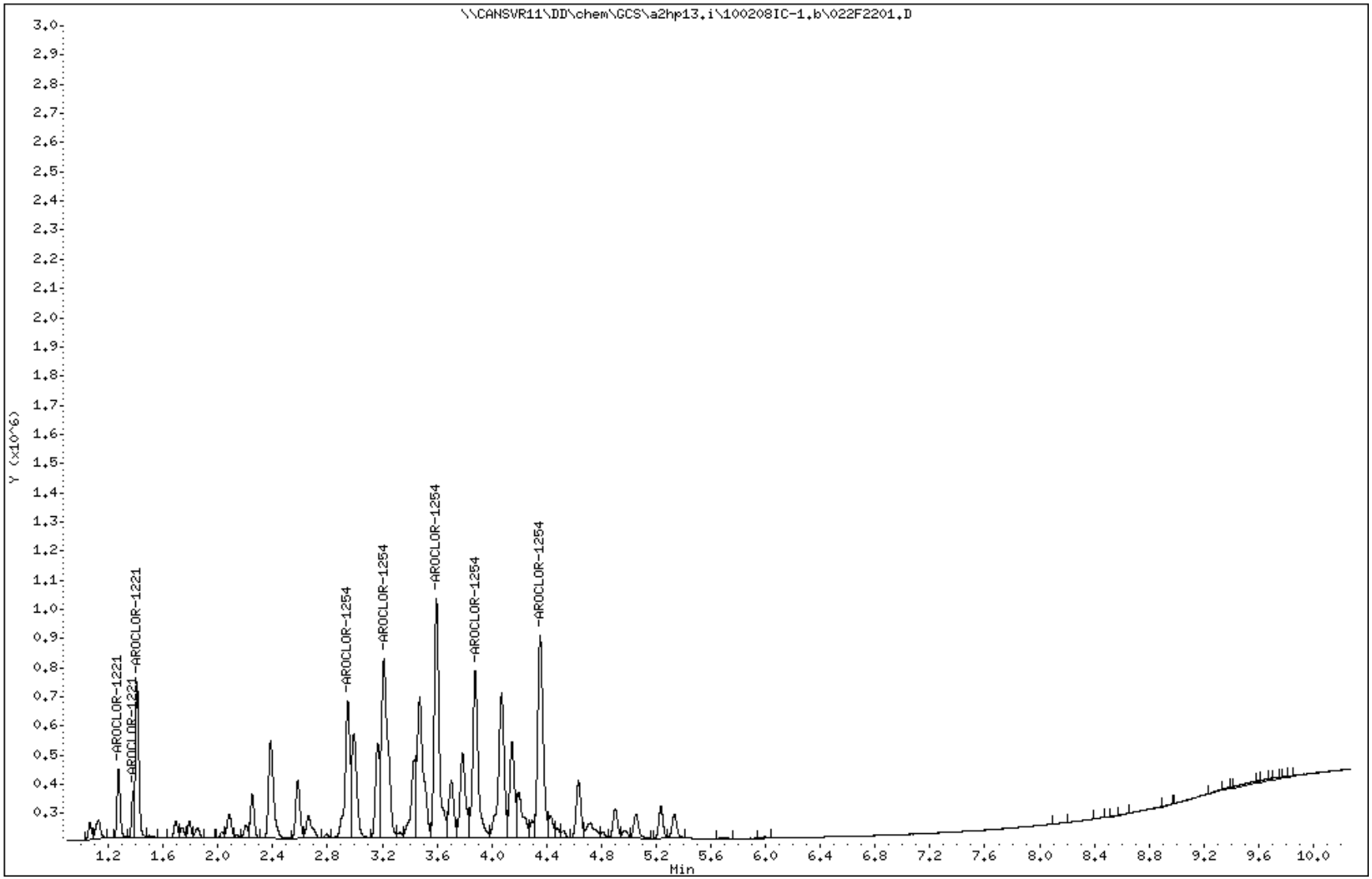

TestAmerica North Canton

PCB 8082/608

Data file : \\CANSVR11\DD\chem\GCS\a2hp13.i\100208IC-1.b\023F2301.D
Lab Smp Id: 1254
Inj Date : 08-FEB-2010 21:21
Operator : Inst ID: a2hp13.i
Smp Info : 1254,,1,4
Misc Info : 9-AR2154.SUB
Comment :
Method : \\CANSVR11\DD\chem\GCS\a2hp13.i\100208IC-1.b\PCB13.m
Meth Date : 09-Feb-2010 07:25 hassl Quant Type: ESTD
Cal Date : 09-FEB-2010 01:52 Cal File: 041F4101.D
Als bottle: 23 Calibration Sample, Level: 4
Dil Factor: 1.00000
Integrator: Falcon Compound Sublist: 9-AR2154.SUB
Target Version: 4.14 Sample Matrix: None
Processing Host: CANPMSV21

				AMOUNTS			
				CAL-AMT	ON-COL		
RT	EXP RT	DLT RT	RESPONSE	(ng)	(ng)	TARGET RANGE	RATIO
7 AROCLOR-1254					CAS #: 11097-69-1		
2.949	2.951	-0.002	1100653	0.50000	0.4746	75.00- 125.00	100.00
3.211	3.213	-0.002	1440822	0.50000	0.4736	98.18- 163.63	130.91
3.596	3.597	-0.001	1938328	0.50000	0.4748	132.08- 220.13	176.11
3.880	3.881	-0.001	1316213	0.50000	0.4671	89.69- 149.48	119.58
4.353	4.354	-0.001	1580187	0.50000	0.4670	107.68- 179.46	143.57
		Average of Peak Amounts =			0.47142		
2 AROCLOR-1221					CAS #: 11104-28-2		
1.274	1.276	-0.002	584948	0.50000	0.4758	75.00- 125.00	100.00
1.381	1.391	-0.010	387055	0.50000	0.4836	49.63- 82.71	66.17
1.410	1.412	-0.002	1279897	0.50000	0.4655	164.10- 273.51	218.81
		Average of Peak Amounts =			0.47497		

Data File: \\CANSVR11\DD\chem\GCS\a2hp13.i\100208IC-1.b\023F2301.D
Date : 08-FEB-2010 21:21
Client ID:
Sample Info: 1254,,1,4

Instrument: a2hp13.i
Operator:
Column phase: restek pest clpI
Column diameter: 0.53

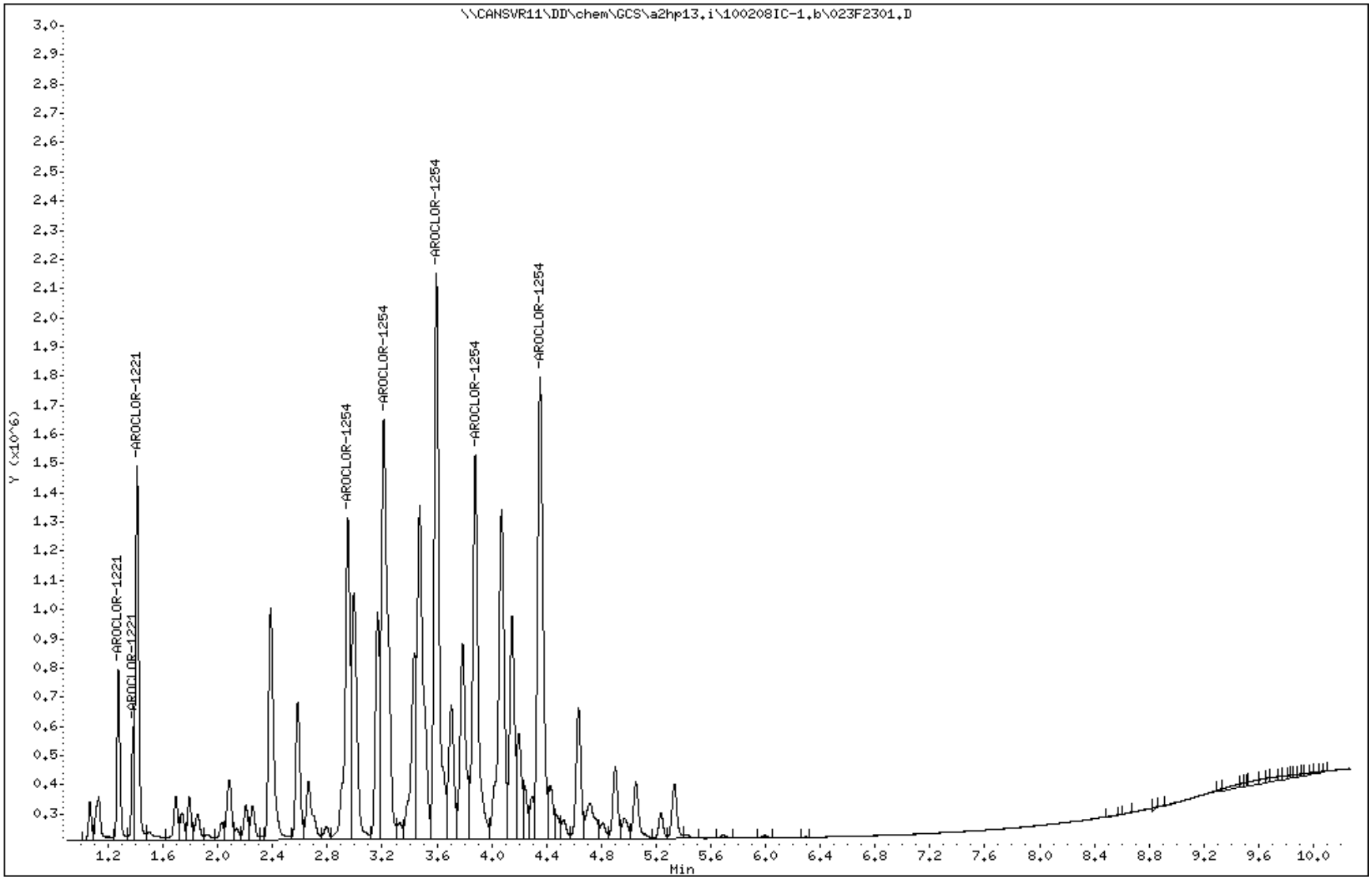

TestAmerica North Canton

PCB 8082/608

Data file : \\CANSVR11\DD\chem\GCS\a2hp13.i\100208IC-1.b\024F2401.D
Lab Smp Id: 1254
Inj Date : 08-FEB-2010 21:36
Operator : Inst ID: a2hp13.i
Smp Info : 1254,,1,5
Misc Info : 9-AR2154.SUB
Comment :
Method : \\CANSVR11\DD\chem\GCS\a2hp13.i\100208IC-1.b\PCB13.m
Meth Date : 09-Feb-2010 07:25 hassl Quant Type: ESTD
Cal Date : 09-FEB-2010 02:07 Cal File: 042F4201.D
Als bottle: 24 Calibration Sample, Level: 5
Dil Factor: 1.00000
Integrator: Falcon Compound Sublist: 9-AR2154.SUB
Target Version: 4.14 Sample Matrix: None
Processing Host: CANPMSV21

				AMOUNTS			
				CAL-AMT	ON-COL		
RT	EXP RT	DLT RT	RESPONSE	(ng)	(ng)	TARGET RANGE	RATIO
7 AROCLOR-1254					CAS #: 11097-69-1		
2.949	2.951	-0.002	2139507	1.00000	0.9225	75.00- 125.00	100.00
3.212	3.213	-0.001	2809567	1.00000	0.9235	98.18- 163.63	131.32
3.596	3.597	-0.001	3849058	1.00000	0.9429	132.08- 220.13	179.90
3.879	3.881	-0.002	2649791	1.00000	0.9403	89.69- 149.48	123.85
4.353	4.354	-0.001	3181404	1.00000	0.9402	107.68- 179.46	148.70
		Average of Peak Amounts =			0.93388		
2 AROCLOR-1221					CAS #: 11104-28-2		
1.274	1.276	-0.002	989175	1.00000	0.8374	75.00- 125.00	100.00(M)
1.389	1.391	-0.002	668032	1.00000	0.8632	49.63- 82.71	67.53
1.411	1.412	-0.001	2174478	1.00000	0.8254	164.10- 273.51	219.83
		Average of Peak Amounts =			0.84200		

QC Flag Legend

M - Compound response manually integrated.

Data File: \\CANSVR11\DD\chem\GCS\a2hp13.i\100208IC-1.b\024F2401.D
Date : 08-FEB-2010 21:36
Client ID:
Sample Info: 1254,,1,5

Instrument: a2hp13.i
Operator:
Column phase: restek pest clpI
Column diameter: 0.53

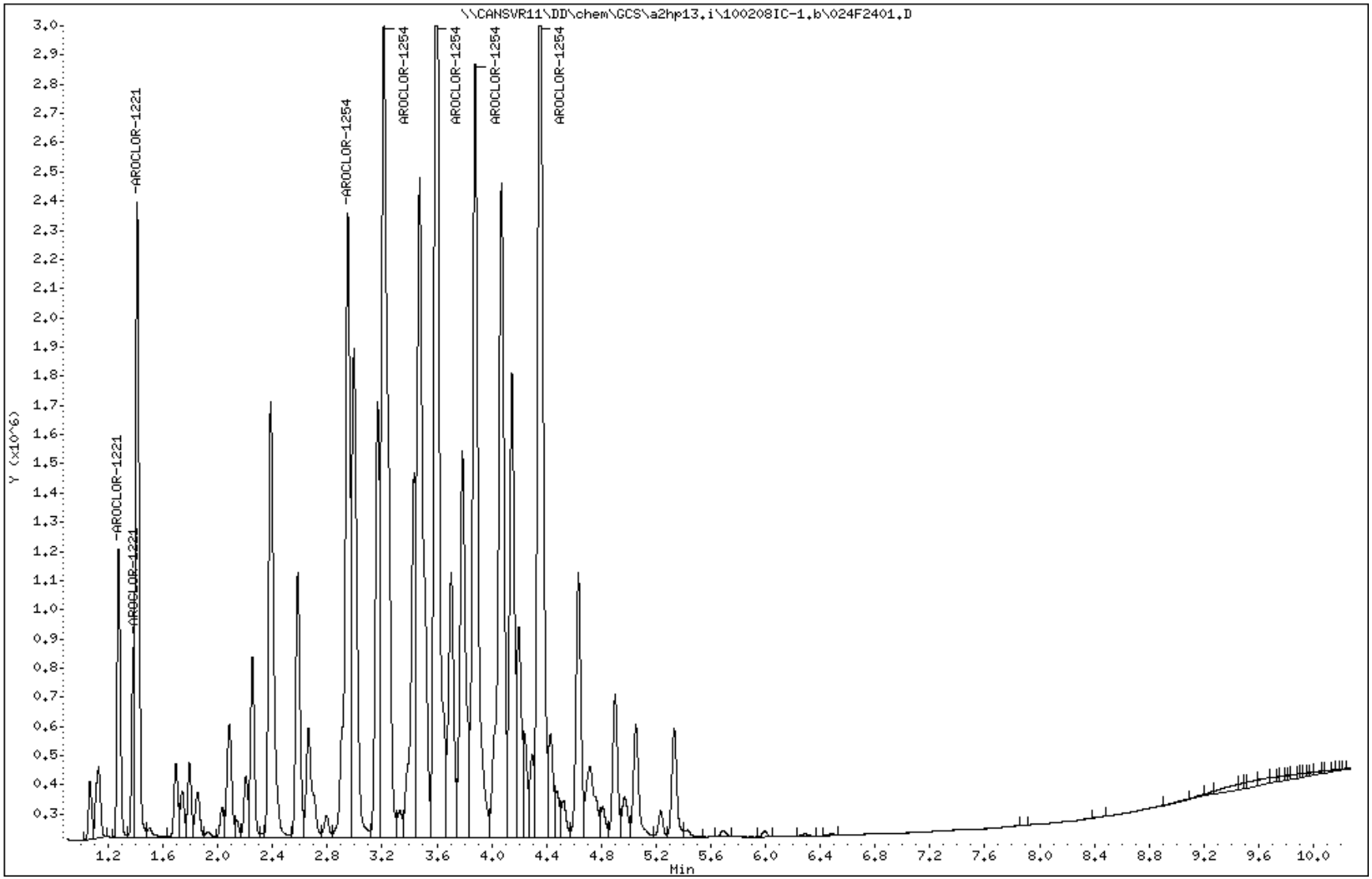

Data File Name: 024F2401.D
Inj. Date and Time: 08-FEB-2010 21:36
Instrument ID: a2hp13.i
Client ID:
Compound Name: AROCLOR-1221
CAS #: 11104-28-2
Report Date: 02/09/2010

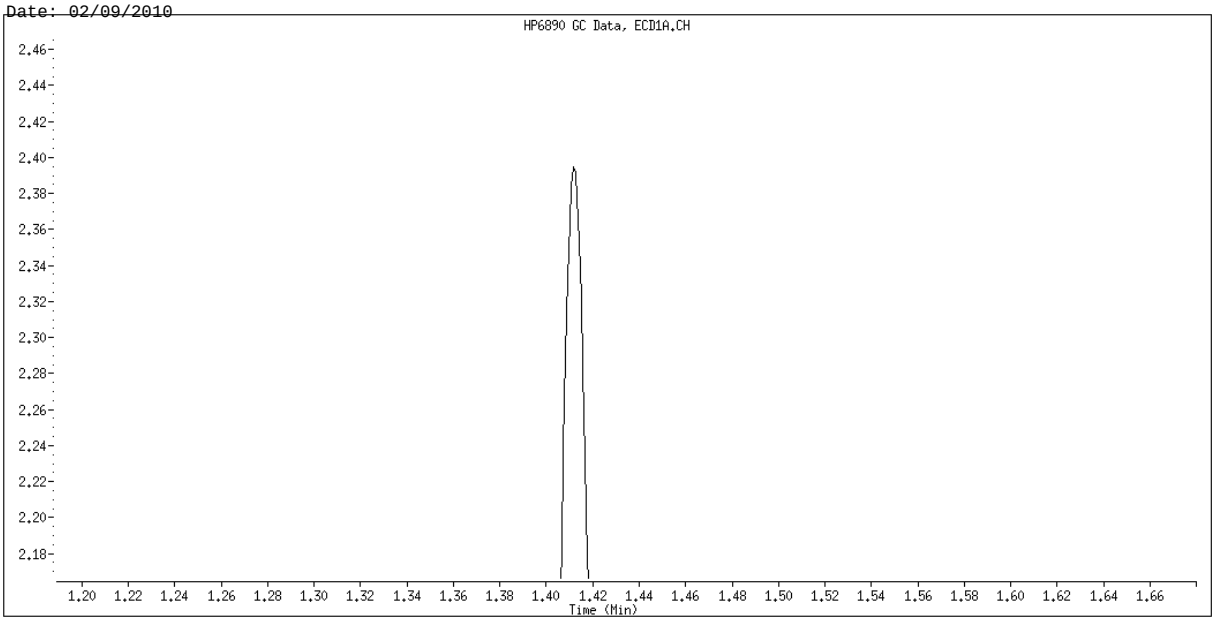

Original Integration

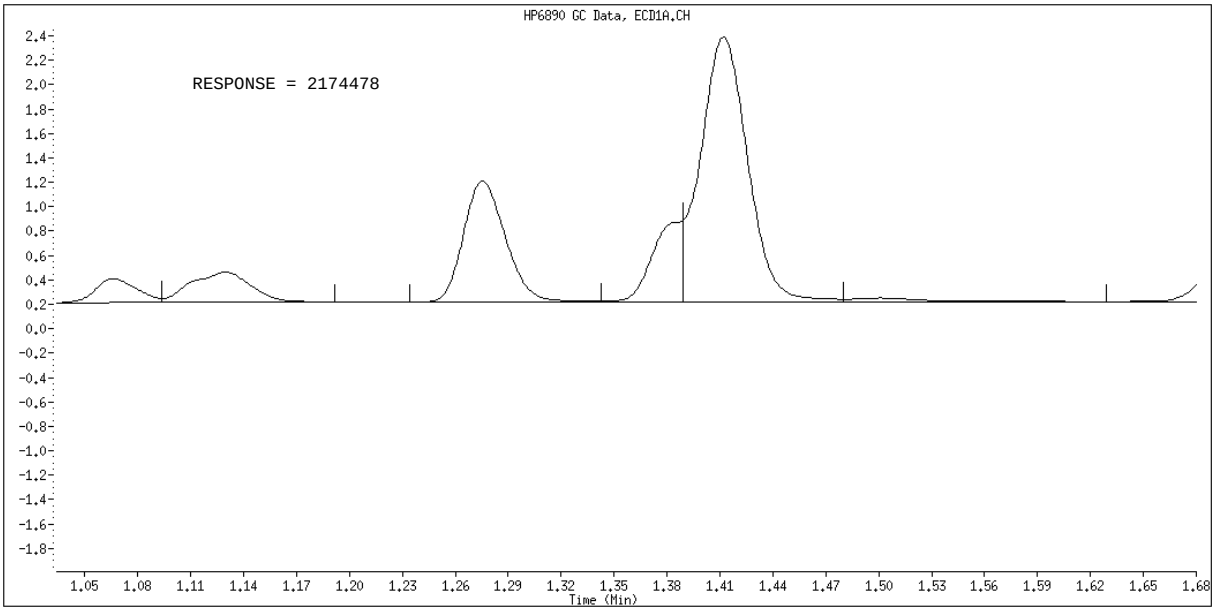

Manual Integration

Manually Integrated By: hassl
Manual Integration Reason: Analyte not Identified by the Data System

TestAmerica North Canton

PCB 8082/608

Data file : \\CANSVR11\DD\chem\GCS\a2hp13.i\100208IC-1.b\025F2501.D
Lab Smp Id: 1254
Inj Date : 08-FEB-2010 21:52
Operator : Inst ID: a2hp13.i
Smp Info : 1254,,1,6
Misc Info : 9-AR2154.SUB
Comment :
Method : \\CANSVR11\DD\chem\GCS\a2hp13.i\100208IC-1.b\PCB13.m
Meth Date : 09-Feb-2010 07:25 hassl Quant Type: ESTD
Cal Date : 09-FEB-2010 02:22 Cal File: 043F4301.D
Als bottle: 25 Calibration Sample, Level: 6
Dil Factor: 1.00000
Integrator: Falcon Compound Sublist: 9-AR2154.SUB
Target Version: 4.14 Sample Matrix: None
Processing Host: CANPMSV21

				AMOUNTS			
				CAL-AMT	ON-COL		
RT	EXP RT	DLT RT	RESPONSE	(ng)	(ng)	TARGET RANGE	RATIO
7 AROCLOR-1254					CAS #: 11097-69-1		
2.951	2.951	0.000	3993114	2.00000	1.722	75.00- 125.00	100.00
3.213	3.213	0.000	5202748	2.00000	1.710	98.18- 163.63	130.29
3.597	3.597	0.000	7349171	2.00000	1.800	132.08- 220.13	184.05
3.881	3.881	0.000	5165624	2.00000	1.833	89.69- 149.48	129.36
4.354	4.354	0.000	6173201	2.00000	1.824	107.68- 179.46	154.60
Average of Peak Amounts =					1.77780		
2 AROCLOR-1221					CAS #: 11104-28-2		
1.276	1.276	0.000	1819592	2.00000	1.602	75.00- 125.00	100.00(M)
1.391	1.391	0.000	1279813	2.00000	1.703	49.63- 82.71	70.34
1.412	1.412	0.000	3890421	2.00000	1.544	164.10- 273.51	213.81
Average of Peak Amounts =					1.61633		

QC Flag Legend

M - Compound response manually integrated.

Data File: \\CANSVR11\DD\chem\GCS\a2hp13.i\100208IC-1.b\025F2501.D
Date : 08-FEB-2010 21:52
Client ID:
Sample Info: 1254,,1,6

Instrument: a2hp13.i
Operator:
Column phase: restek pest clpI
Column diameter: 0.53

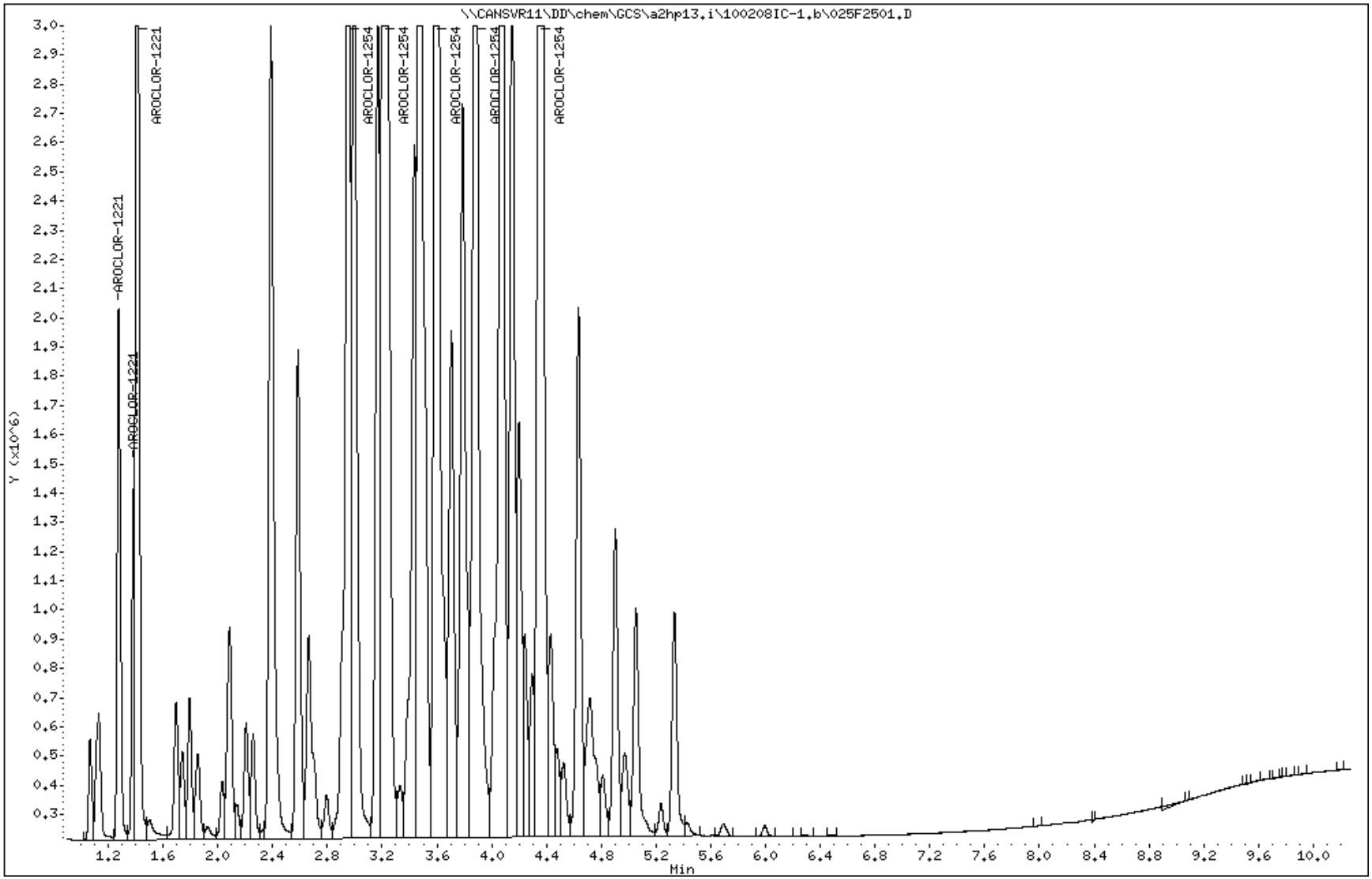

Data File Name: 025F2501.D
Inj. Date and Time: 08-FEB-2010 21:52
Instrument ID: a2hp13.i
Client ID:
Compound Name: AROCLOR-1221
CAS #: 11104-28-2
Report Date: 02/09/2010

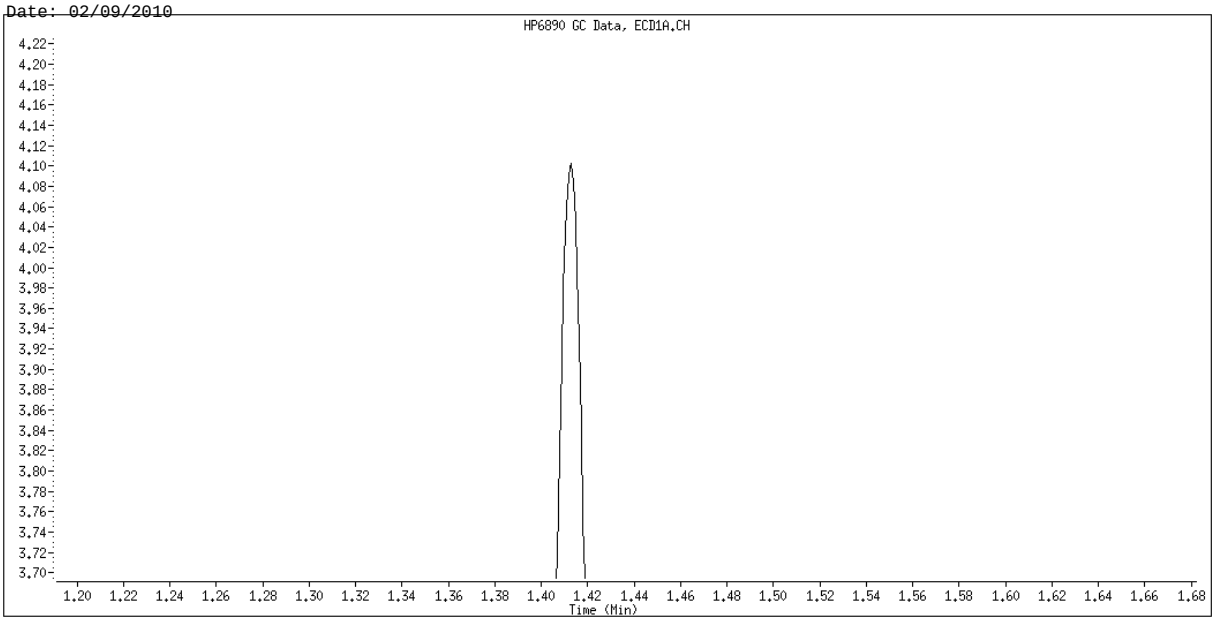

Original Integration

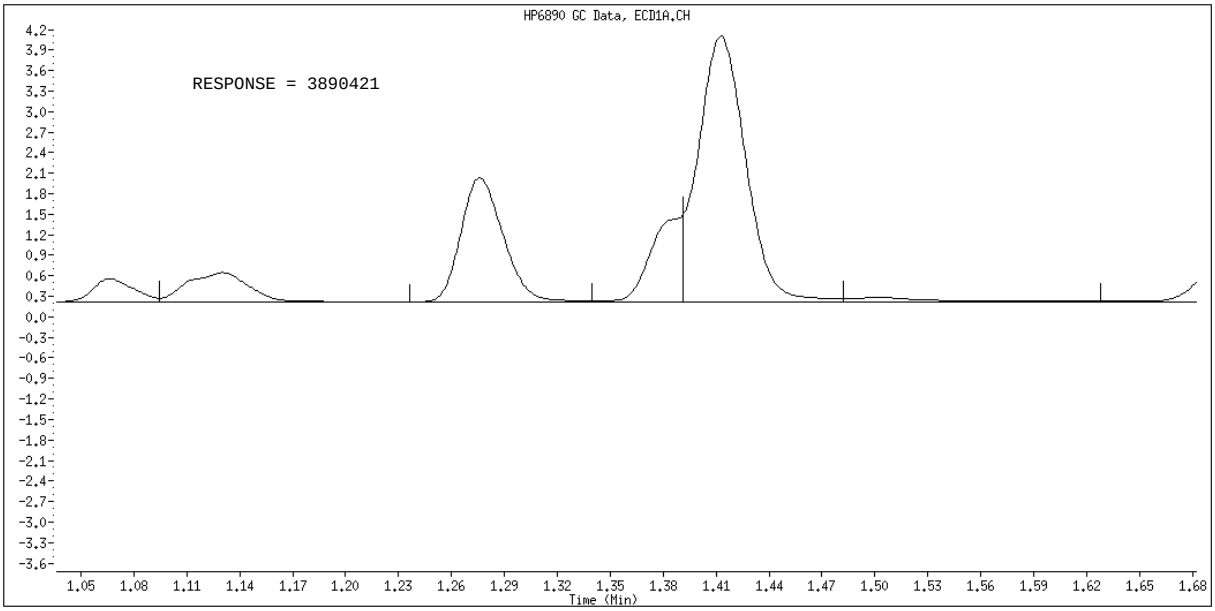

Manual Integration

Manually Integrated By: hassl
Manual Integration Reason: Analyte not Identified by the Data System

TestAmerica North Canton

PCB 8082/608

Data file : \\CANSVR11\DD\chem\GCS\a2hp13.i\100208IC-1.b\026F2601.D
Lab Smp Id: 1660
Inj Date : 08-FEB-2010 22:07
Operator : Inst ID: a2hp13.i
Smp Info : 1660,,1,1
Misc Info : 12-AR1660TD.SUB
Comment :
Method : \\CANSVR11\DD\chem\GCS\a2hp13.i\100208IC-1.b\PCB13.m
Meth Date : 09-Feb-2010 07:53 hassl Quant Type: ESTD
Cal Date : 09-FEB-2010 02:07 Cal File: 042F4201.D
Als bottle: 26 Calibration Sample, Level: 1
Dil Factor: 1.00000
Integrator: Falcon Compound Sublist: 12-AR1660TD.SUB
Target Version: 4.14 Sample Matrix: None
Processing Host: CANPMSV21

RT	EXP RT	DLT RT	RESPONSE	AMOUNTS CAL-AMT (ng)	ON-COL (ng)	TARGET RANGE	RATIO
$ 1 TCMX					CAS #: 877-09-8		
1.142	1.144	-0.002	370534	0.00250	0.002982		
3 AROCLOR-1016					CAS #: 12674-11-2		
1.411	1.419	-0.008	205324	0.05000	0.05773	80.00- 120.00	100.00
1.692	1.703	-0.011	351930	0.05000	0.05718	118.89- 198.15	171.40
2.084	2.095	-0.011	701292	0.05000	0.05403	250.35- 417.24	341.55
2.205	2.217	-0.012	286467	0.05000	0.05379	104.90- 174.84	139.52
2.586	2.599	-0.013	286259	0.05000	0.05398	107.74- 179.57	139.42
	Average of Peak Amounts =				0.05534		
8 AROCLOR-1260					CAS #: 11096-82-5		
3.786	3.800	-0.014	160830	0.05000	0.05328	80.00- 120.00	100.00
4.074	4.088	-0.014	223463	0.05000	0.05287	103.77- 172.95	138.94
4.353	4.366	-0.013	197363	0.05000	0.05125	95.99- 159.98	122.72
5.054	5.066	-0.012	285880	0.05000	0.04966	151.41- 252.34	177.75
5.334	5.346	-0.012	152897	0.05000	0.04986	81.94- 136.57	95.07
	Average of Peak Amounts =				0.05138		
$ 9 DCB					CAS #: 2051-24-3		
6.482	6.483	-0.001	142510	0.00250	0.002569		

Data File: \\CANSVR11\DD\chem\GCS\a2hp13.i\100208IC-1.b\026F2601.D
Date : 08-FEB-2010 22:07
Client ID:
Sample Info: 1660,,1,1
Column phase: restek pest clpI

Instrument: a2hp13.i
Operator:
Column diameter: 0.53

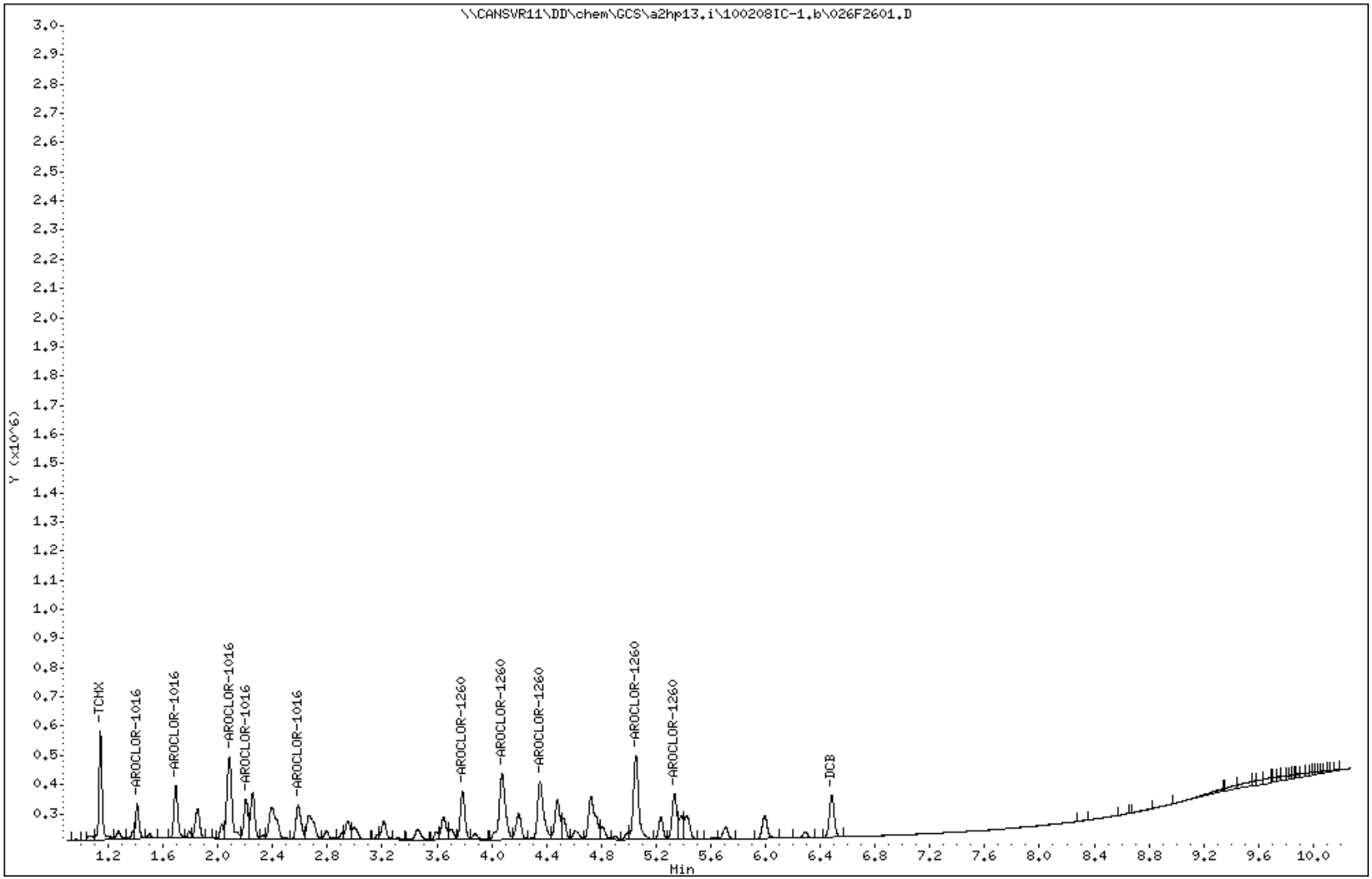

TestAmerica North Canton

PCB 8082/608

Data file : \\CANSVR11\DD\chem\GCS\a2hp13.i\100208IC-1.b\027F2701.D
Lab Smp Id: 1660
Inj Date : 08-FEB-2010 22:21
Operator : Inst ID: a2hp13.i
Smp Info : 1660,,1,2
Misc Info : 12-AR1660TD.SUB
Comment :
Method : \\CANSVR11\DD\chem\GCS\a2hp13.i\100208IC-1.b\PCB13.m
Meth Date : 09-Feb-2010 07:53 hassl Quant Type: ESTD
Cal Date : 09-FEB-2010 02:07 Cal File: 042F4201.D
Als bottle: 27 Calibration Sample, Level: 2
Dil Factor: 1.00000
Integrator: Falcon Compound Sublist: 12-AR1660TD.SUB
Target Version: 4.14 Sample Matrix: None
Processing Host: CANPMSV21

				AMOUNTS			
				CAL-AMT	ON-COL		
RT	EXP RT	DLT RT	RESPONSE	(ng)	(ng)	TARGET RANGE	RATIO
$ 1 TCMX					CAS #: 877-09-8		
1.144	1.144	0.000	613205	0.00500	0.004936		
3 AROCLOR-1016					CAS #: 12674-11-2		
1.412	1.419	-0.007	397550	0.10000	0.1118	80.00- 120.00	100.00(M)
1.694	1.703	-0.009	668730	0.10000	0.1086	118.89- 198.15	168.21
2.085	2.095	-0.010	1381552	0.10000	0.1064	250.35- 417.24	347.52
2.206	2.217	-0.011	545991	0.10000	0.1025	104.90- 174.84	137.34
2.586	2.599	-0.013	557809	0.10000	0.1052	107.74- 179.57	140.31
	Average of Peak Amounts =				0.10690		
8 AROCLOR-1260					CAS #: 11096-82-5		
3.787	3.800	-0.013	331496	0.10000	0.1098	80.00- 120.00	100.00
4.075	4.088	-0.013	463528	0.10000	0.1097	103.77- 172.95	139.83
4.353	4.366	-0.013	419169	0.10000	0.1088	95.99- 159.98	126.45
5.053	5.066	-0.013	618323	0.10000	0.1074	151.41- 252.34	186.53
5.335	5.346	-0.011	334119	0.10000	0.1090	81.94- 136.57	100.79
	Average of Peak Amounts =				0.10894		
$ 9 DCB					CAS #: 2051-24-3		
6.483	6.483	0.000	310216	0.00500	0.005592		

QC Flag Legend

M - Compound response manually integrated.

Data File: \\CANSVR11\DD\chem\GCS\a2hp13.i\100208IC-1.b\027F2701.D
Date : 08-FEB-2010 22:21
Client ID:
Sample Info: 1660,,1,2

Instrument: a2hp13.i
Operator:
Column diameter: 0.53

Column phase: restek pest clpI

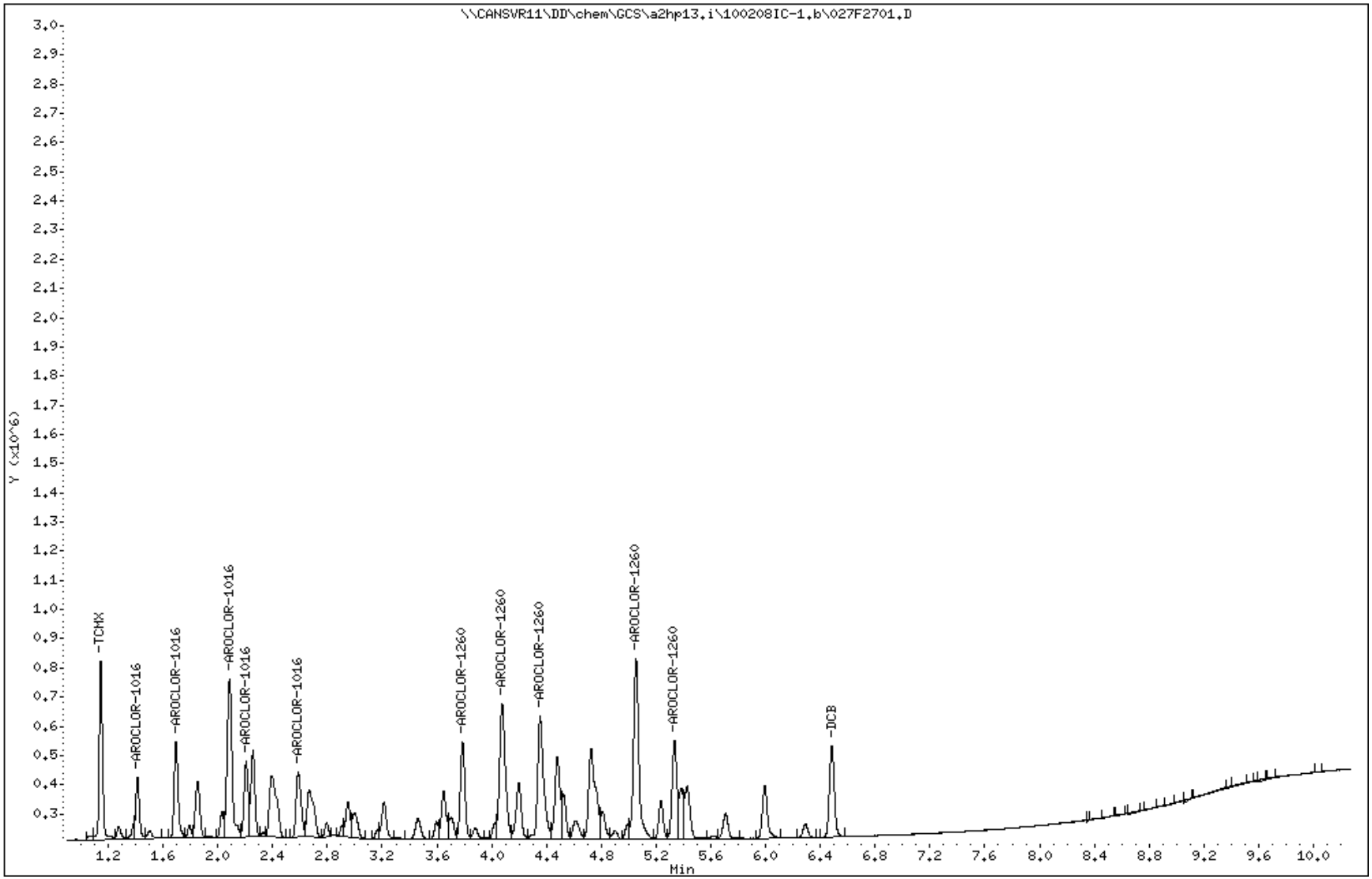

Data File Name: 027F2701.D
Inj. Date and Time: 08-FEB-2010 22:21
Instrument ID: a2hp13.i
Client ID:
Compound Name: AROCLOR-1016
CAS #: 12674-11-2
Report Date: 02/09/2010

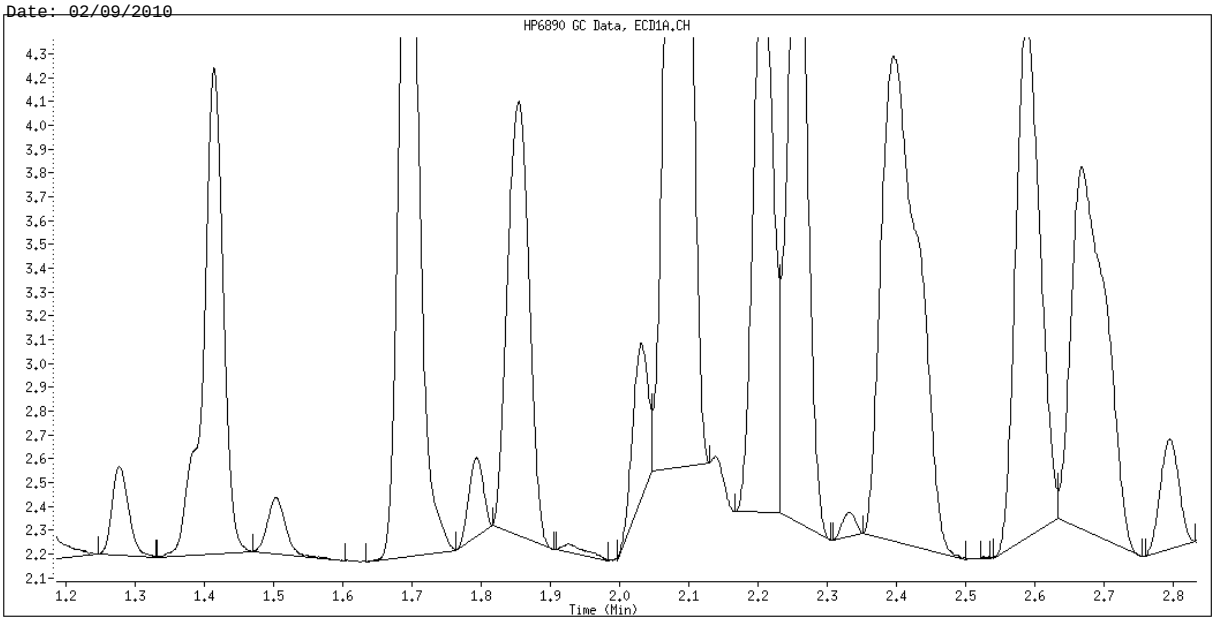

Original Integration

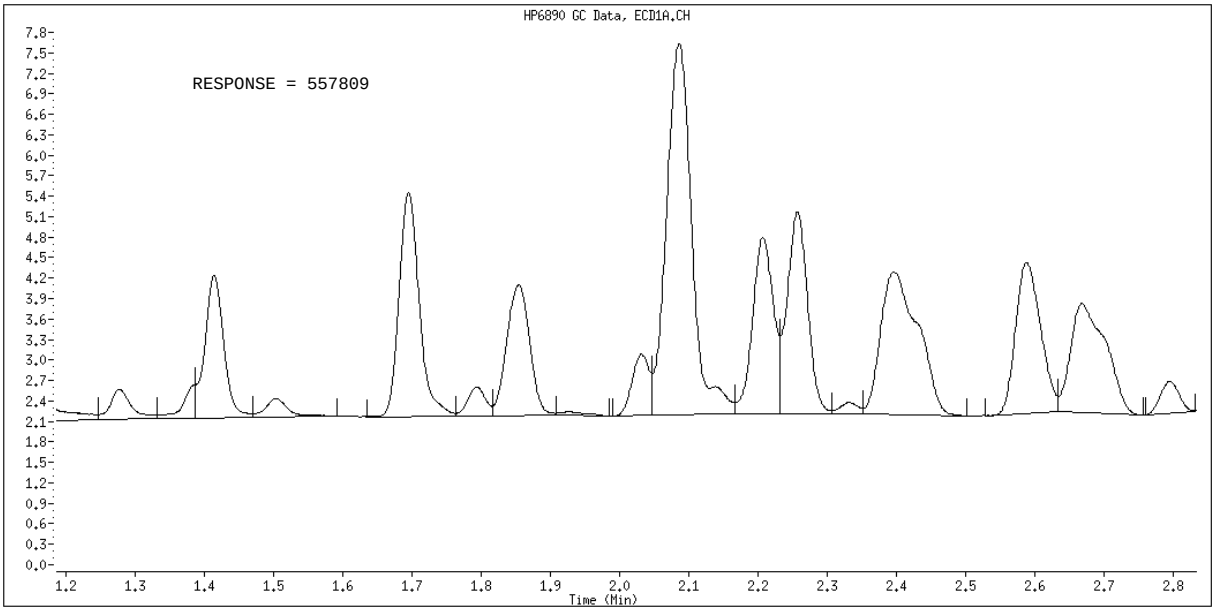

Manual Integration

Manually Integrated By: hassl
Manual Integration Reason: Split Peak

TestAmerica North Canton

PCB 8082/608

Data file : \\CANSVR11\DD\chem\GCS\a2hp13.i\100208IC-1.b\028F2801.D
Lab Smp Id: 1660
Inj Date : 08-FEB-2010 22:36
Operator : Inst ID: a2hp13.i
Smp Info : 1660,,1,3
Misc Info : 12-AR1660TD.SUB
Comment :
Method : \\CANSVR11\DD\chem\GCS\a2hp13.i\100208IC-1.b\PCB13.m
Meth Date : 09-Feb-2010 07:25 hassl Quant Type: ESTD
Cal Date : 09-FEB-2010 01:37 Cal File: 040F4001.D
Als bottle: 28 Calibration Sample, Level: 3
Dil Factor: 1.00000
Integrator: Falcon Compound Sublist: 12-AR1660TD.SUB
Target Version: 4.14 Sample Matrix: None
Processing Host: CANPMSV21

				AMOUNTS			
				CAL-AMT	ON-COL		
RT	EXP RT	DLT RT	RESPONSE	(ng)	(ng)	TARGET RANGE	RATIO
$ 1 TCMX					CAS #: 877-09-8		
1.143	1.144	-0.001	1286875	0.01000	0.01036		
3 AROCLOR-1016					CAS #: 12674-11-2		
1.412	1.413	-0.001	745574	0.20000	0.2006	80.00- 120.00	100.00(M)
1.693	1.694	-0.001	1276893	0.20000	0.2075	143.75- 239.59	171.26
2.085	2.086	-0.001	2694003	0.20000	0.2076	299.95- 499.92	361.33
2.205	2.207	-0.002	1090459	0.20000	0.2047	122.54- 204.23	146.26
2.586	2.588	-0.002	1052194	0.20000	0.1984	130.89- 218.15	141.13
		Average of Peak Amounts =			0.20376		
8 AROCLOR-1260					CAS #: 11096-82-5		
3.787	3.789	-0.002	602812	0.20000	0.1997	80.00- 120.00	100.00
4.075	4.077	-0.002	853453	0.20000	0.2019	105.37- 175.62	141.58
4.353	4.355	-0.002	777892	0.20000	0.2020	97.55- 162.58	129.04
5.054	5.054	0.000	1201658	0.20000	0.2087	154.28- 257.13	199.34
5.333	5.336	-0.003	635642	0.20000	0.2073	84.36- 140.61	105.45
		Average of Peak Amounts =			0.20392		
$ 9 DCB					CAS #: 2051-24-3		
6.483	6.483	0.000	600816	0.01000	0.01083		

QC Flag Legend

M - Compound response manually integrated.

Data File: \\CANSVR11\DD\chem\GCS\a2hp13.i\100208IC-1.b\028F2801.D
Date : 08-FEB-2010 22:36
Client ID:
Sample Info: 1660,,1,3
Column phase: restek pest clpI

Instrument: a2hp13.i
Operator:
Column diameter: 0.53

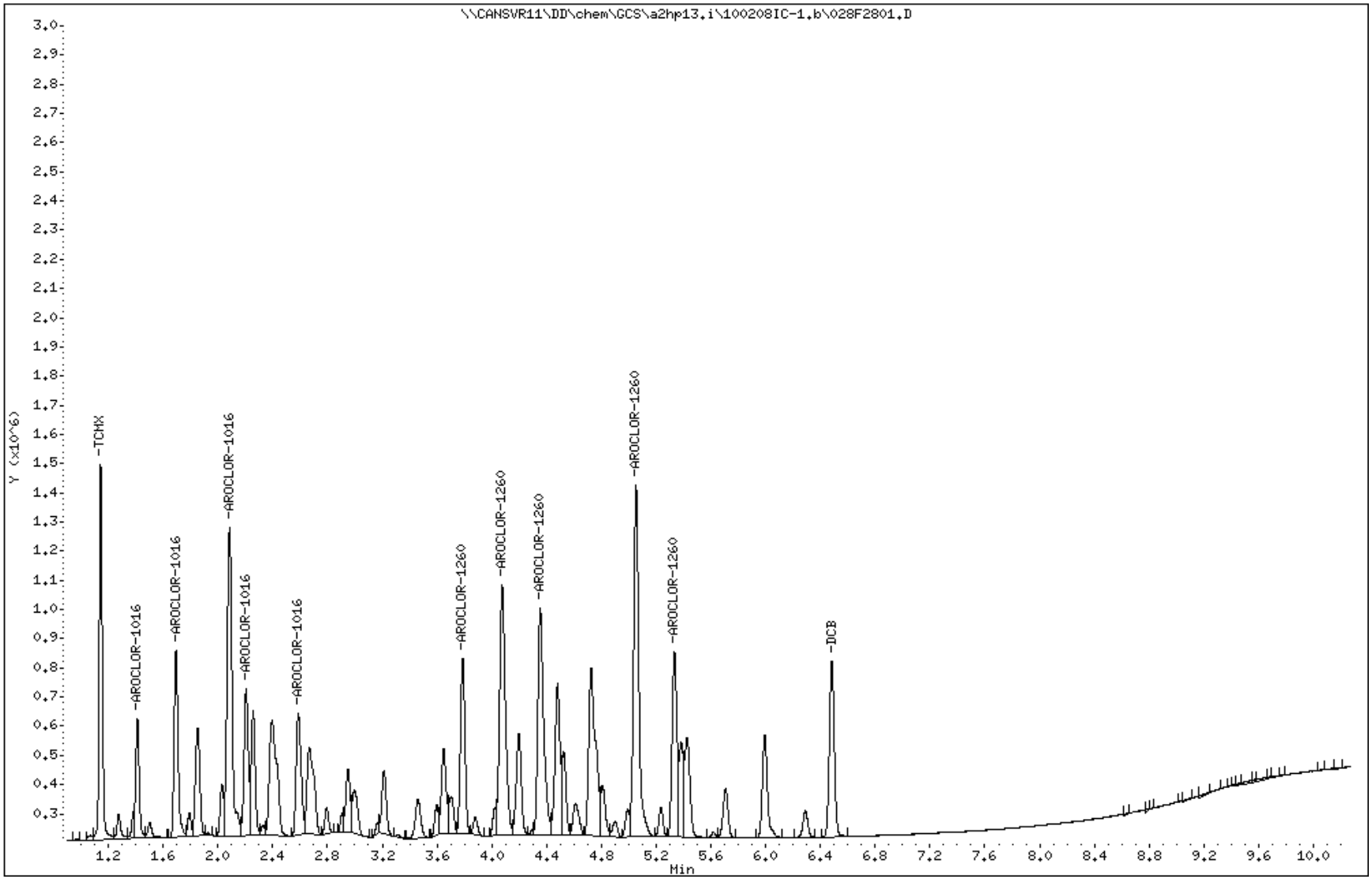

Data File Name: 028F2801.D
Inj. Date and Time: 08-FEB-2010 22:36
Instrument ID: a2hp13.i
Client ID:
Compound Name: AROCLOR-1016
CAS #: 12674-11-2
Report Date: 02/09/2010

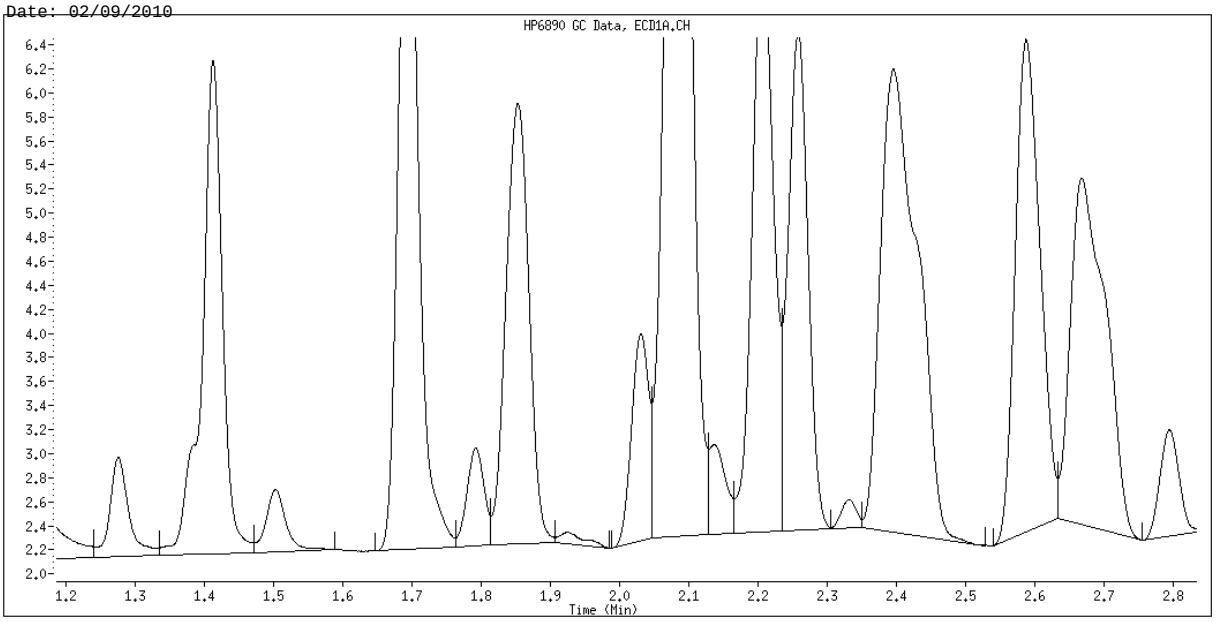

Original Integration

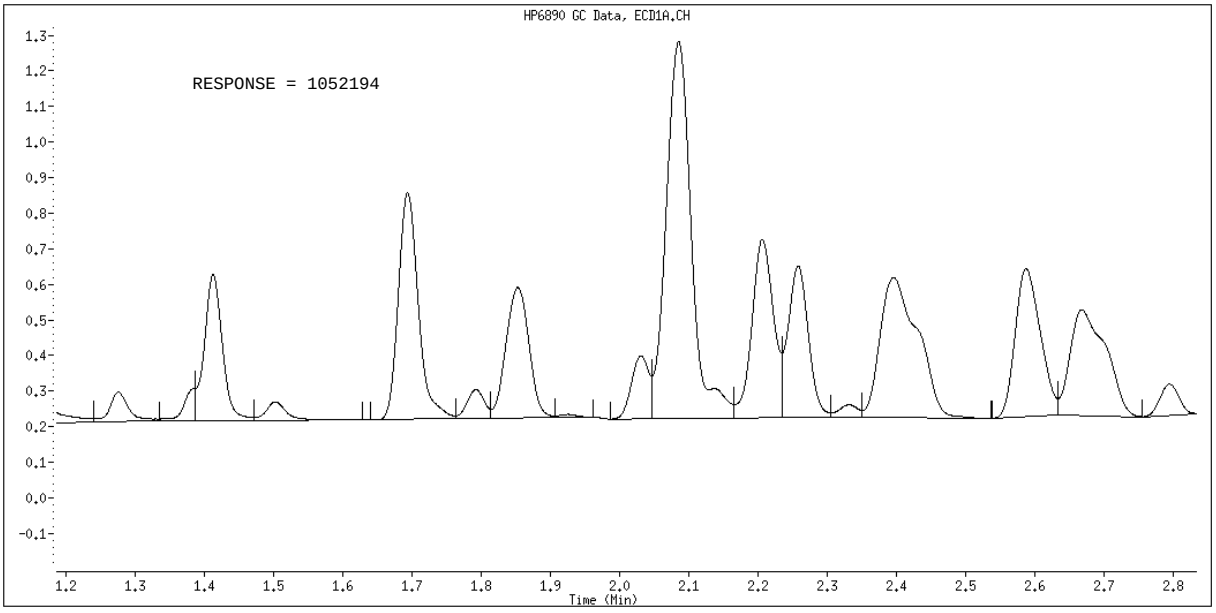

Manual Integration

Manually Integrated By: hassl
Manual Integration Reason: Split Peak

TestAmerica North Canton

PCB 8082/608

Data file : \\CANSVR11\DD\chem\GCS\a2hp13.i\100208IC-1.b\029F2901.D
Lab Smp Id: 1660
Inj Date : 08-FEB-2010 22:52
Operator : Inst ID: a2hp13.i
Smp Info : 1660,,1,4
Misc Info : 12-AR1660TD.SUB
Comment :
Method : \\CANSVR11\DD\chem\GCS\a2hp13.i\100208IC-1.b\PCB13.m
Meth Date : 09-Feb-2010 07:53 hassl Quant Type: ESTD
Cal Date : 09-FEB-2010 02:07 Cal File: 042F4201.D
Als bottle: 29 Calibration Sample, Level: 4
Dil Factor: 1.00000
Integrator: Falcon Compound Sublist: 12-AR1660TD.SUB
Target Version: 4.14 Sample Matrix: None
Processing Host: CANPMSV21

				AMOUNTS			
				CAL-AMT	ON-COL		
RT	EXP RT	DLT RT	RESPONSE	(ng)	(ng)	TARGET RANGE	RATIO
$ 1 TCMX					CAS #: 877-09-8		
1.144	1.144	0.000	2946075	0.02500	0.02371		
3 AROCLOR-1016					CAS #: 12674-11-2		
1.413	1.419	-0.006	1704759	0.50000	0.4793	80.00- 120.00	100.00(M)
1.694	1.703	-0.009	3000570	0.50000	0.4875	118.89- 198.15	176.01
2.085	2.095	-0.010	6536061	0.50000	0.5036	250.35- 417.24	383.40
2.206	2.217	-0.011	2666709	0.50000	0.5007	104.90- 174.84	156.43
2.588	2.599	-0.011	2633951	0.50000	0.4966	107.74- 179.57	154.51
	Average of Peak Amounts =				0.49354		
8 AROCLOR-1260					CAS #: 11096-82-5		
3.789	3.800	-0.011	1504383	0.50000	0.4984	80.00- 120.00	100.00
4.076	4.088	-0.012	2098213	0.50000	0.4964	103.77- 172.95	139.47
4.354	4.366	-0.012	1920999	0.50000	0.4988	95.99- 159.98	127.69
5.054	5.066	-0.012	2920852	0.50000	0.5073	151.41- 252.34	194.16
5.335	5.346	-0.011	1541704	0.50000	0.5028	81.94- 136.57	102.48
	Average of Peak Amounts =				0.50074		
$ 9 DCB					CAS #: 2051-24-3		
6.484	6.483	0.001	1365386	0.02500	0.02461		

QC Flag Legend

M - Compound response manually integrated.

Data File: \\CANSVR11\DD\chem\GCS\a2hp13.i\100208IC-1.b\029F2901.D
Date : 08-FEB-2010 22:52
Client ID:
Sample Info: 1660,,1,4

Instrument: a2hp13.i
Operator:
Column phase: restek pest clpI
Column diameter: 0.53

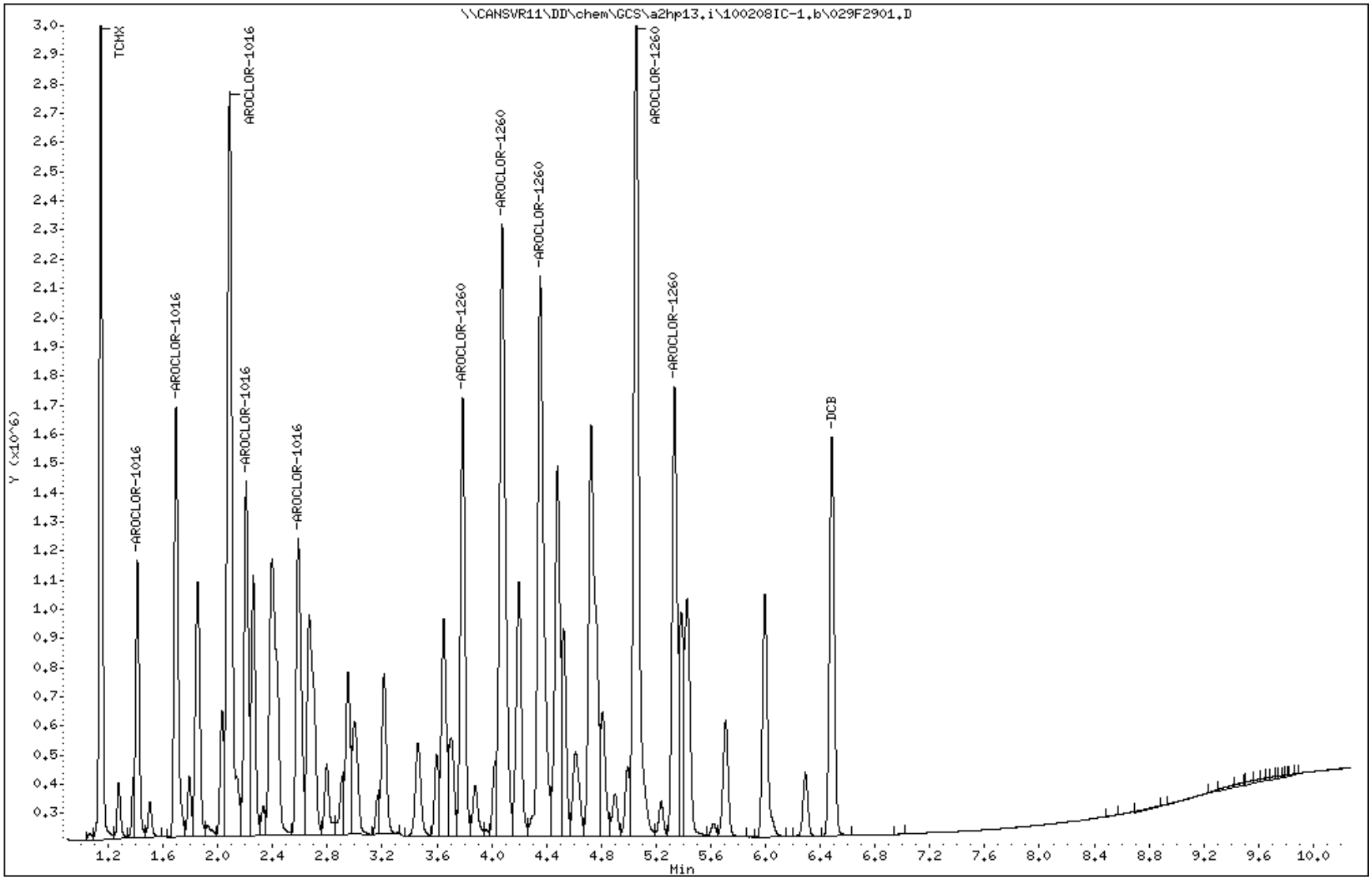

Data File Name: 029F2901.D
Inj. Date and Time: 08-FEB-2010 22:52
Instrument ID: a2hp13.i
Client ID:
Compound Name: AROCLOR-1016
CAS #: 12674-11-2
Report Date: 02/09/2010

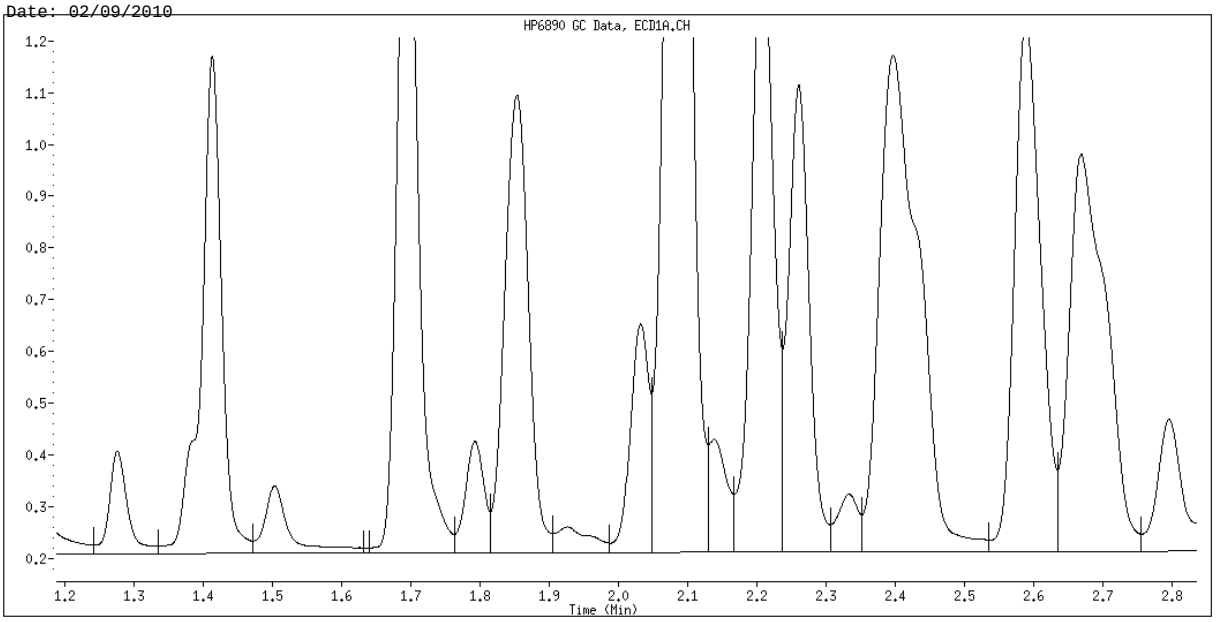

Original Integration

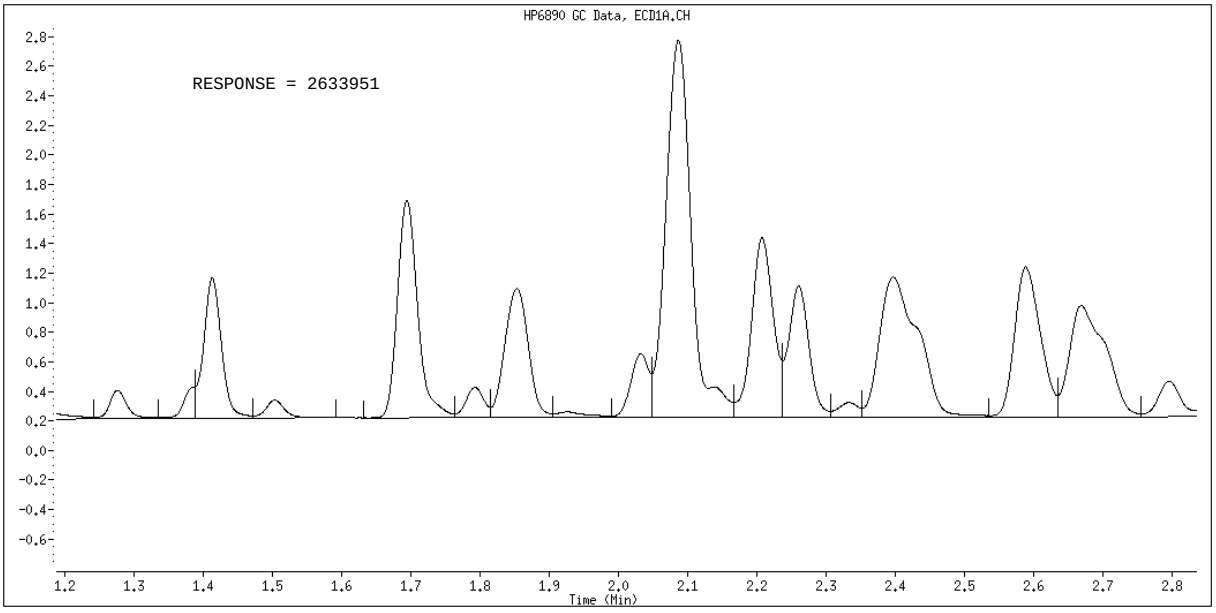

Manual Integration

Manually Integrated By: hassl
Manual Integration Reason: Split Peak

TestAmerica North Canton

PCB 8082/608

Data file : \\CANSVR11\DD\chem\GCS\a2hp13.i\100208IC-1.b\030F3001.D
Lab Smp Id: 1660
Inj Date : 08-FEB-2010 23:07
Operator : Inst ID: a2hp13.i
Smp Info : 1660,,1,5
Misc Info : 12-AR1660TD.SUB
Comment :
Method : \\CANSVR11\DD\chem\GCS\a2hp13.i\100208IC-1.b\PCB13.m
Meth Date : 09-Feb-2010 07:25 hassl Quant Type: ESTD
Cal Date : 09-FEB-2010 02:07 Cal File: 042F4201.D
Als bottle: 30 Calibration Sample, Level: 5
Dil Factor: 1.00000
Integrator: Falcon Compound Sublist: 12-AR1660TD.SUB
Target Version: 4.14 Sample Matrix: None
Processing Host: CANPMSV21

				AMOUNTS			
				CAL-AMT	ON-COL		
RT	EXP RT	DLT RT	RESPONSE	(ng)	(ng)	TARGET RANGE	RATIO
$ 1 TCMX					CAS #: 877-09-8		
1.144	1.144	0.000	5775199	0.05000	0.04649		
3 AROCLOR-1016					CAS #: 12674-11-2		
1.412	1.413	-0.001	3191408	1.00000	0.8973	80.00- 120.00	100.00(M)
1.693	1.694	-0.001	5678041	1.00000	0.9226	143.75- 239.59	177.92
2.084	2.086	-0.002	12630703	1.00000	0.9732	299.95- 499.92	395.77
2.206	2.207	-0.001	5176357	1.00000	0.9719	122.54- 204.23	162.20
2.588	2.588	0.000	5179034	1.00000	0.9765	130.89- 218.15	162.28
Average of Peak Amounts =					0.94830		
8 AROCLOR-1260					CAS #: 11096-82-5		
3.788	3.789	-0.001	2930328	1.00000	0.9708	80.00- 120.00	100.00
4.075	4.077	-0.002	4152767	1.00000	0.9826	105.37- 175.62	141.72
4.354	4.355	-0.001	3851293	1.00000	1.000	97.55- 162.58	131.43
5.054	5.054	0.000	5808119	1.00000	1.009	154.28- 257.13	198.21
5.334	5.336	-0.002	3085732	1.00000	1.006	84.36- 140.61	105.30
Average of Peak Amounts =					0.99368		
$ 9 DCB					CAS #: 2051-24-3		
6.483	6.483	0.000	2748454	0.05000	0.04955		

QC Flag Legend

M - Compound response manually integrated.


Data File: \\CANSVR11\DD\chem\GCS\a2hp13.i\100208IC-1.b\030F3001.D
Date : 08-FEB-2010 23:07
Client ID:
Sample Info: 1660,,1.5
Column phase: restek pest clpI
Instrument: a2hp13.i
Operator:
Column diameter: 0.53
Y (x10^6)
TCMX
-AROCLOR-1016
AROCLOR-1016
-AROCLOR-1016
AROCLOR-1016
-AROCLOR-1016
AROCLOR-1260
AROCLOR-1260
AROCLOR-1260
AROCLOR-1260
AROCLOR-1260
DCB
\\CANSVR11\DD\chem\GCS\a2hp13.i\100208IC-1.b\030F3001.D
Min

Data File Name: 030F3001.D
Inj. Date and Time: 08-FEB-2010 23:07
Instrument ID: a2hp13.i
Client ID:
Compound Name: AROCLOR-1016
CAS #: 12674-11-2
Report Date: 02/09/2010

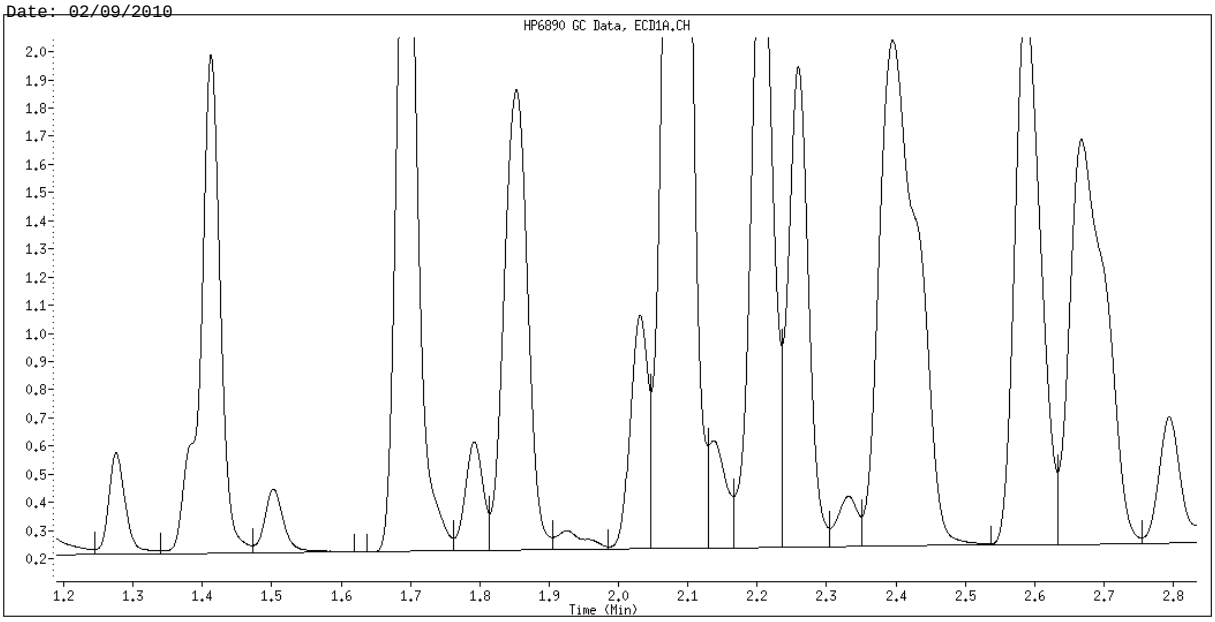

Original Integration

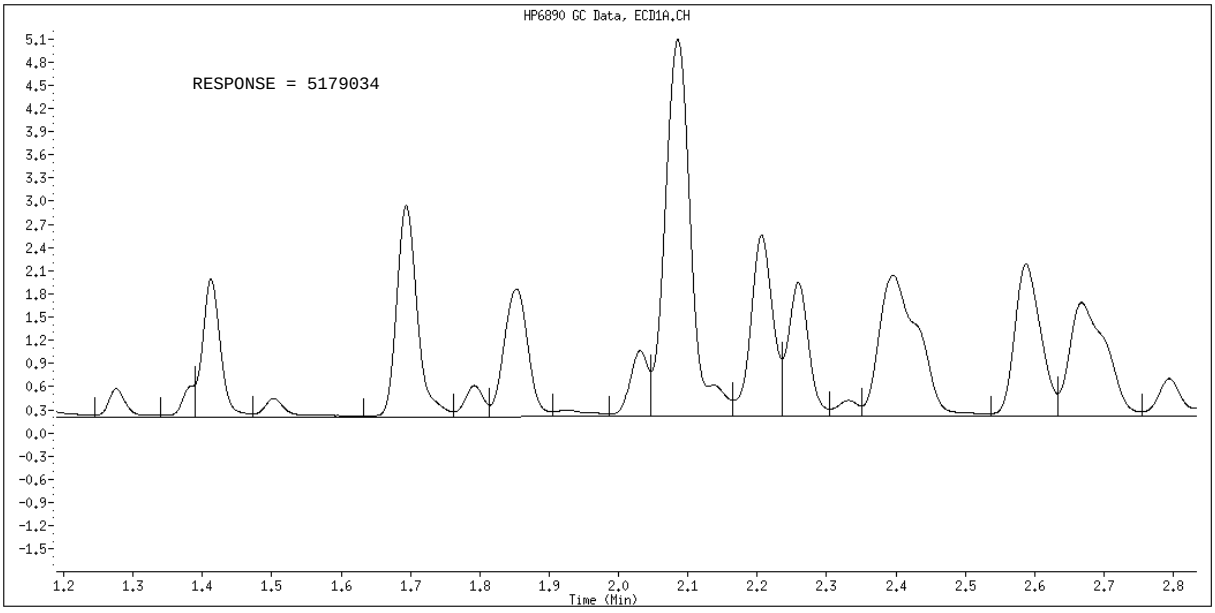

Manual Integration

Manually Integrated By: hassl
Manual Integration Reason: Split Peak

TestAmerica North Canton

PCB 8082/608

Data file : \\CANSVR11\DD\chem\GCS\a2hp13.i\100208IC-1.b\031F3101.D
Lab Smp Id: 1660
Inj Date : 08-FEB-2010 23:21
Operator : Inst ID: a2hp13.i
Smp Info : 1660,,1,6
Misc Info : 12-AR1660TD.SUB
Comment :
Method : \\CANSVR11\DD\chem\GCS\a2hp13.i\100208IC-1.b\PCB13.m
Meth Date : 09-Feb-2010 07:53 hassl Quant Type: ESTD
Cal Date : 09-FEB-2010 02:07 Cal File: 042F4201.D
Als bottle: 31 Calibration Sample, Level: 6
Dil Factor: 1.00000
Integrator: Falcon Compound Sublist: 12-AR1660TD.SUB
Target Version: 4.14 Sample Matrix: None
Processing Host: CANPMSV21

				AMOUNTS			
				CAL-AMT	ON-COL		
RT	EXP RT	DLT RT	RESPONSE	(ng)	(ng)	TARGET RANGE	RATIO
$ 1 TCMX					CAS #: 877-09-8		
1.143	1.144	-0.001	11251198	0.10000	0.09056		
3 AROCLOR-1016					CAS #: 12674-11-2		
1.411	1.419	-0.008	5856334	2.00000	1.647	80.00- 120.00	100.00
1.692	1.703	-0.011	10274046	2.00000	1.669	118.89- 198.15	175.43
2.084	2.095	-0.011	21717964	2.00000	1.673	250.35- 417.24	370.85
2.204	2.217	-0.013	9608926	2.00000	1.804	104.90- 174.84	164.08
2.586	2.599	-0.013	9619560	2.00000	1.814	107.74- 179.57	164.26
	Average of Peak Amounts =				1.72140		
8 AROCLOR-1260					CAS #: 11096-82-5		
3.787	3.800	-0.013	5250564	2.00000	1.740	80.00- 120.00	100.00
4.075	4.088	-0.013	7275828	2.00000	1.721	103.77- 172.95	138.57
4.353	4.366	-0.013	6766760	2.00000	1.757	95.99- 159.98	128.88
5.054	5.066	-0.012	9969924	2.00000	1.732	151.41- 252.34	189.88
5.334	5.346	-0.012	5304446	2.00000	1.730	81.94- 136.57	101.03
	Average of Peak Amounts =				1.73600		
$ 9 DCB					CAS #: 2051-24-3		
6.484	6.483	0.001	4411722	0.10000	0.07953		

Data File: \\CANSVR11\DD\chem\GCS\a2hp13.i\100208IC-1.b\031F3101.D
Date : 08-FEB-2010 23:21
Client ID:
Sample Info: 1660,,1,6

Instrument: a2hp13.i
Operator:
Column diameter: 0.53

Column phase: restek pest clpI

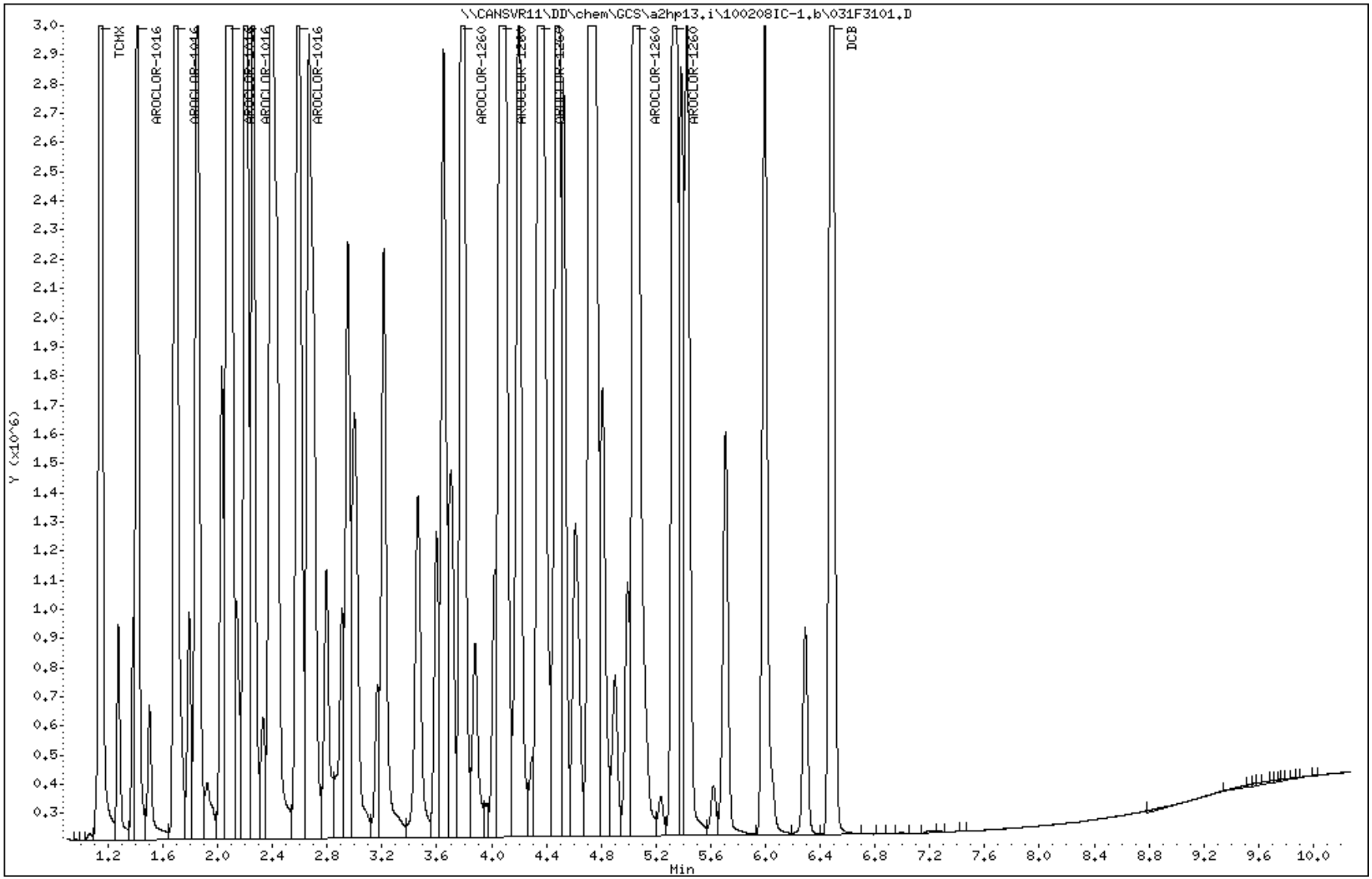

TestAmerica North Canton

PCB 8082/608

Data file : \\CANSVR11\DD\chem\GCS\a2hp13.i\100208IC-1.b\032F3201.D
Lab Smp Id: 1262
Inj Date : 08-FEB-2010 23:37
Operator : Inst ID: a2hp13.i
Smp Info : 1262,,1,1
Misc Info : 13-AR1262.SUB
Comment :
Method : \\CANSVR11\DD\chem\GCS\a2hp13.i\100208IC-1.b\PCB13.m
Meth Date : 09-Feb-2010 07:25 hassl Quant Type: ESTD
Cal Date : 09-FEB-2010 01:06 Cal File: 038F3801.D
Als bottle: 32 Calibration Sample, Level: 1
Dil Factor: 1.00000
Integrator: Falcon Compound Sublist: 13-AR1262.SUB
Target Version: 4.14 Sample Matrix: None
Processing Host: CANPMSV21

				AMOUNTS			
				CAL-AMT	ON-COL		
RT	EXP RT	DLT RT	RESPONSE	(ng)	(ng)	TARGET RANGE	RATIO
13 AROCLOR-1262					CAS #: 37324-23-5		
3.788	3.788	0.000	132259	0.05000	0.05626	75.00- 125.00	100.00
4.078	4.079	-0.001	175323	0.05000	0.05636	98.90- 164.83	132.56
4.481	4.481	0.000	203044	0.05000	0.05590	115.68- 192.80	153.52
5.054	5.054	0.000	344431	0.05000	0.05392	208.14- 346.90	260.42
5.335	5.336	-0.001	135634	0.05000	0.05585	78.27- 130.46	102.55
		Average of Peak Amounts =			0.05566		

Data File: \\CANSVR11\DD\chem\GCS\a2hp13.i\100208IC-1.b\032F3201.D
Date : 08-FEB-2010 23:37
Client ID:
Sample Info: 1262,,1,1

Instrument: a2hp13.i
Operator:
Column diameter: 0.53

Column phase: restek pest clpI

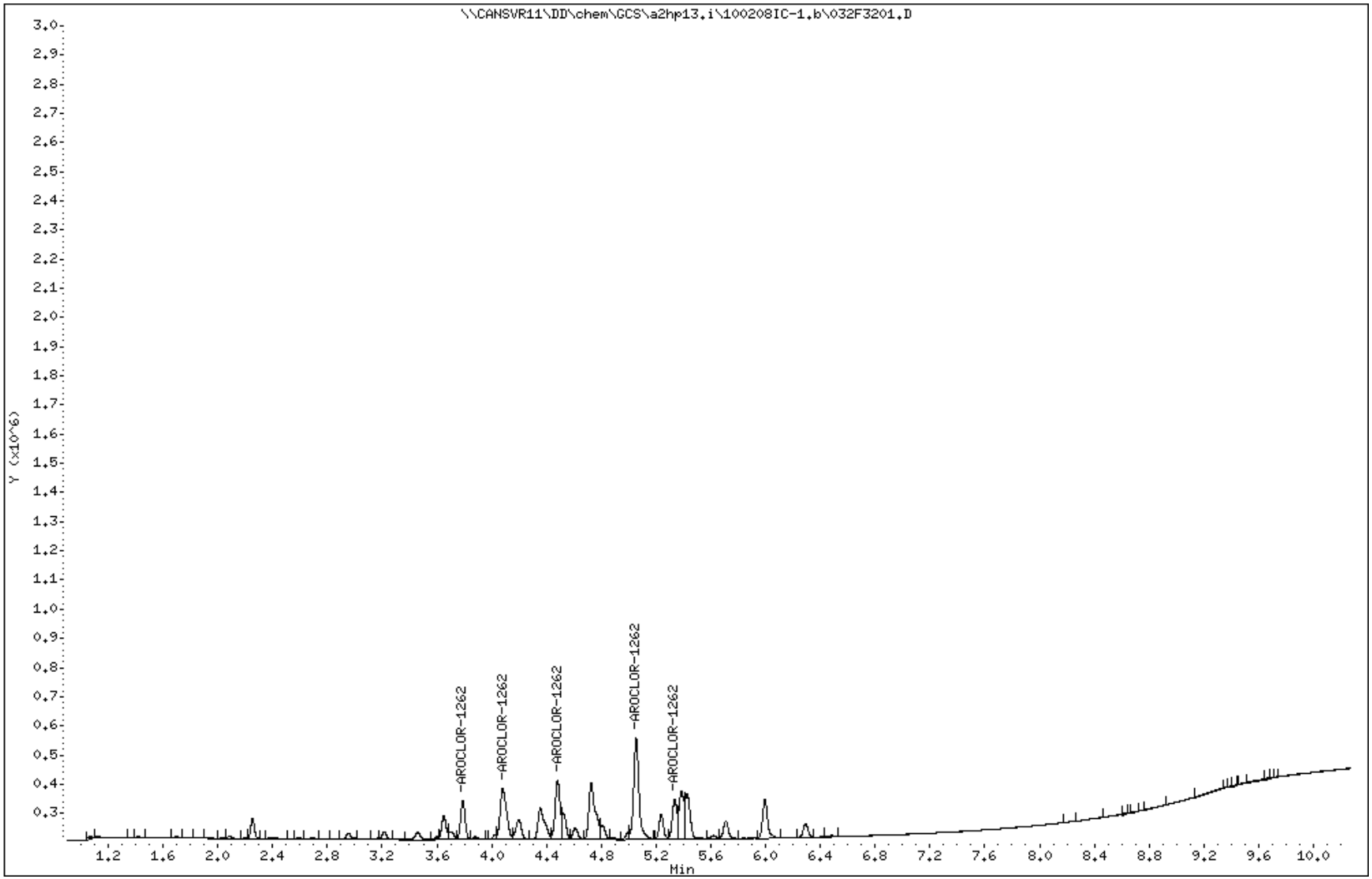

TestAmerica North Canton

PCB 8082/608

Data file : \\CANSVR11\DD\chem\GCS\a2hp13.i\100208IC-1.b\033F3301.D
Lab Smp Id: 1262
Inj Date : 08-FEB-2010 23:52
Operator : Inst ID: a2hp13.i
Smp Info : 1262,,1,2
Misc Info : 13-AR1262.SUB
Comment :
Method : \\CANSVR11\DD\chem\GCS\a2hp13.i\100208IC-1.b\PCB13.m
Meth Date : 09-Feb-2010 07:53 hassl Quant Type: ESTD
Cal Date : 09-FEB-2010 02:07 Cal File: 042F4201.D
Als bottle: 33 Calibration Sample, Level: 2
Dil Factor: 1.00000
Integrator: Falcon Compound Sublist: 13-AR1262.SUB
Target Version: 4.14 Sample Matrix: None
Processing Host: CANPMSV21

				AMOUNTS			
				CAL-AMT	ON-COL		
RT	EXP RT	DLT RT	RESPONSE	(ng)	(ng)	TARGET RANGE	RATIO
13 AROCLOR-1262					CAS #: 37324-23-5		
3.787	3.788	-0.001	254625	0.10000	0.1083	75.00- 125.00	100.00
4.078	4.079	-0.001	336788	0.10000	0.1083	98.90- 164.83	132.27
4.479	4.481	-0.002	391610	0.10000	0.1078	115.68- 192.80	153.80
5.053	5.054	-0.001	680132	0.10000	0.1065	208.14- 346.90	267.11
5.334	5.336	-0.002	253522	0.10000	0.1044	78.27- 130.46	99.57
		Average of Peak Amounts =			0.10706		

Data File: \\CANSVR11\DD\chem\GCS\a2hp13.i\100208IC-1.b\033F3301.D
Date : 08-FEB-2010 23:52
Client ID:
Sample Info: 1262,,1,2

Instrument: a2hp13.i
Operator:
Column diameter: 0.53

Column phase: restek pest clpI

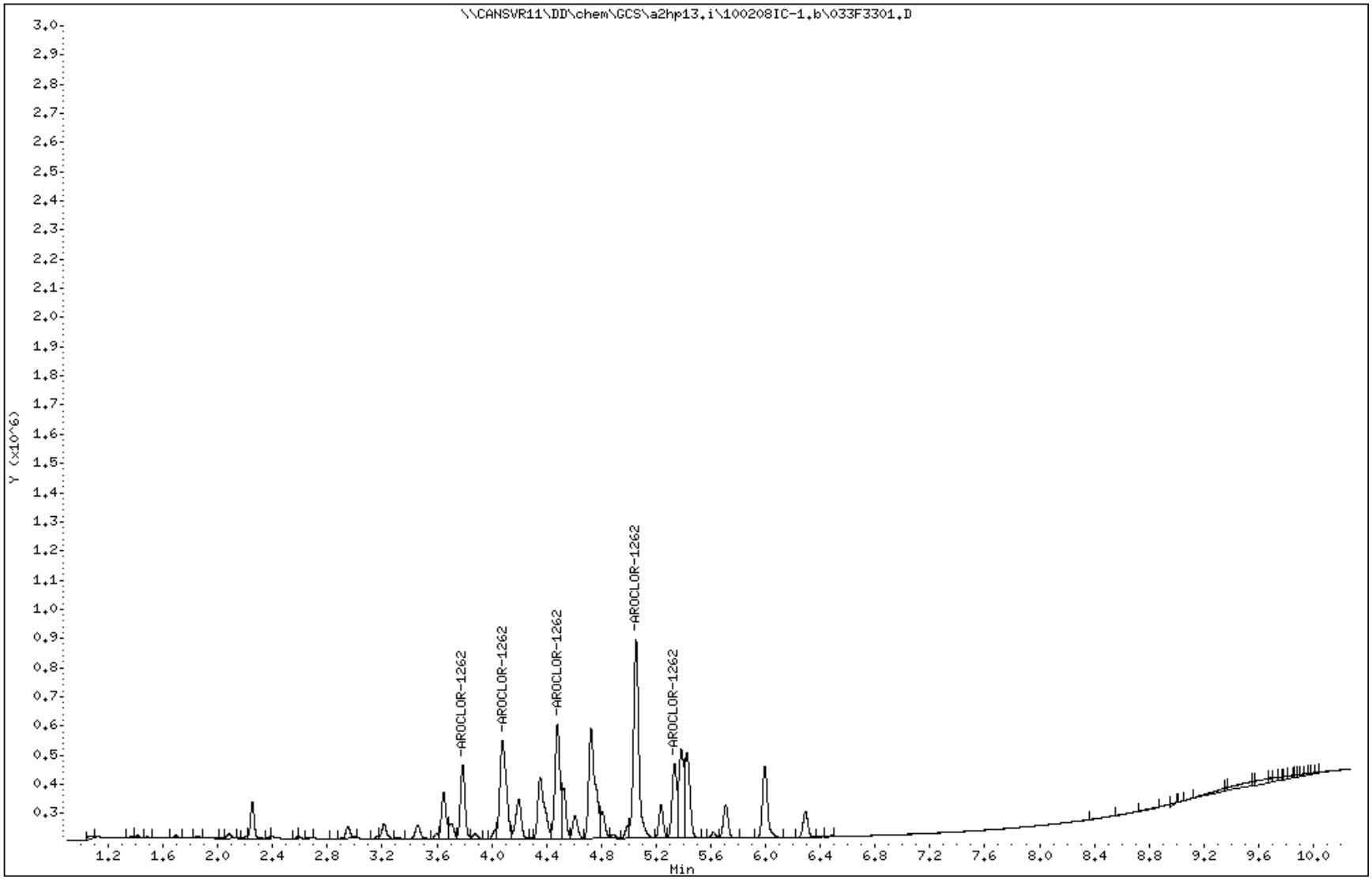

TestAmerica North Canton

PCB 8082/608

Data file : \\CANSVR11\DD\chem\GCS\a2hp13.i\100208IC-1.b\034F3401.D
Lab Smp Id: 1262
Inj Date : 09-FEB-2010 00:06
Operator : Inst ID: a2hp13.i
Smp Info : 1262,,1,3
Misc Info : 13-AR1262.SUB
Comment :
Method : \\CANSVR11\DD\chem\GCS\a2hp13.i\100208IC-1.b\PCB13.m
Meth Date : 09-Feb-2010 07:25 hassl Quant Type: ESTD
Cal Date : 09-FEB-2010 01:37 Cal File: 040F4001.D
Als bottle: 34 Calibration Sample, Level: 3
Dil Factor: 1.00000
Integrator: Falcon Compound Sublist: 13-AR1262.SUB
Target Version: 4.14 Sample Matrix: None
Processing Host: CANPMSV21

				AMOUNTS			
				CAL-AMT	ON-COL		
RT	EXP RT	DLT RT	RESPONSE	(ng)	(ng)	TARGET RANGE	RATIO
13 AROCLOR-1262					CAS #: 37324-23-5		
3.788	3.788	0.000	491305	0.20000	0.2090	75.00- 125.00	100.00
4.078	4.079	-0.001	639653	0.20000	0.2056	98.90- 164.83	130.19
4.480	4.481	-0.001	750581	0.20000	0.2066	115.68- 192.80	152.77
5.054	5.054	0.000	1313826	0.20000	0.2057	208.14- 346.90	267.42
5.336	5.336	0.000	490755	0.20000	0.2021	78.27- 130.46	99.89
		Average of Peak Amounts =			0.20580		

Data File: \\CANSVR11\DD\chem\GCS\a2hp13.i\100208IC-1.b\034F3401.D
Date : 09-FEB-2010 00:06
Client ID:
Sample Info: 1262,,1,3
Column phase: restek pest clpI

Instrument: a2hp13.i
Operator:
Column diameter: 0.53

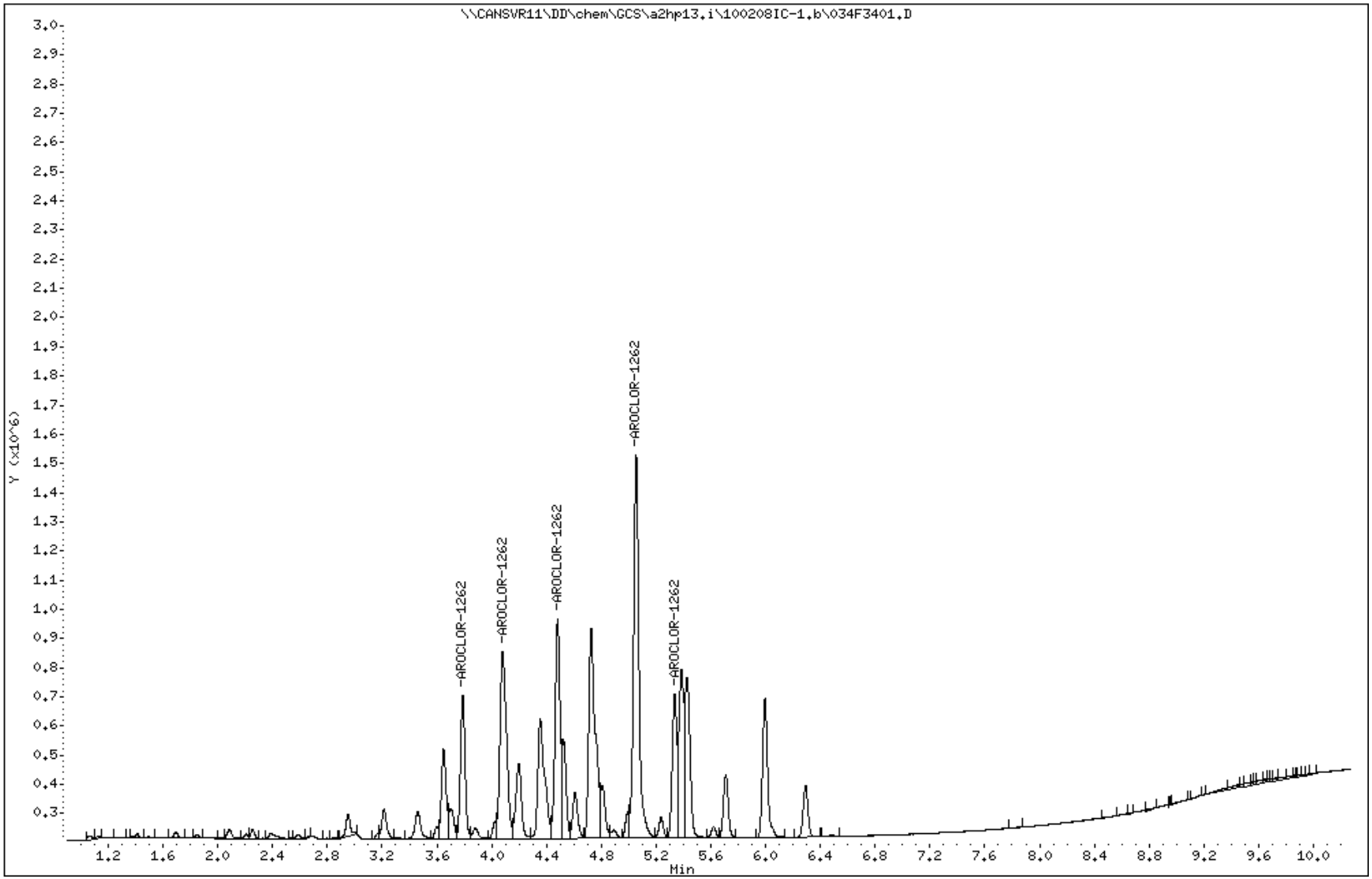

TestAmerica North Canton

PCB 8082/608

Data file : \\CANSVR11\DD\chem\GCS\a2hp13.i\100208IC-1.b\035F3501.D
Lab Smp Id: 1262
Inj Date : 09-FEB-2010 00:21
Operator : Inst ID: a2hp13.i
Smp Info : 1262,,1,4
Misc Info : 13-AR1262.SUB
Comment :
Method : \\CANSVR11\DD\chem\GCS\a2hp13.i\100208IC-1.b\PCB13.m
Meth Date : 09-Feb-2010 07:25 hassl Quant Type: ESTD
Cal Date : 09-FEB-2010 01:52 Cal File: 041F4101.D
Als bottle: 35 Calibration Sample, Level: 4
Dil Factor: 1.00000
Integrator: Falcon Compound Sublist: 13-AR1262.SUB
Target Version: 4.14 Sample Matrix: None
Processing Host: CANPMSV21

				AMOUNTS			
				CAL-AMT	ON-COL		
RT	EXP RT	DLT RT	RESPONSE	(ng)	(ng)	TARGET RANGE	RATIO
13 AROCLOR-1262					CAS #: 37324-23-5		
3.788	3.788	0.000	1133774	0.50000	0.4823	75.00- 125.00	100.00
4.078	4.079	-0.001	1495007	0.50000	0.4806	98.90- 164.83	131.86
4.480	4.481	-0.001	1748690	0.50000	0.4814	115.68- 192.80	154.24
5.053	5.054	-0.001	3146486	0.50000	0.4926	208.14- 346.90	277.52
5.335	5.336	-0.001	1183261	0.50000	0.4872	78.27- 130.46	104.36
		Average of Peak Amounts =			0.48482		

Data File: \\CANSVR11\DD\chem\GCS\a2hp13.i\100208IC-1.b\035F3501.D
Date : 09-FEB-2010 00:21
Client ID:
Sample Info: 1262,,1,4

Instrument: a2hp13.i
Operator:
Column diameter: 0.53

Column phase: restek pest clpI

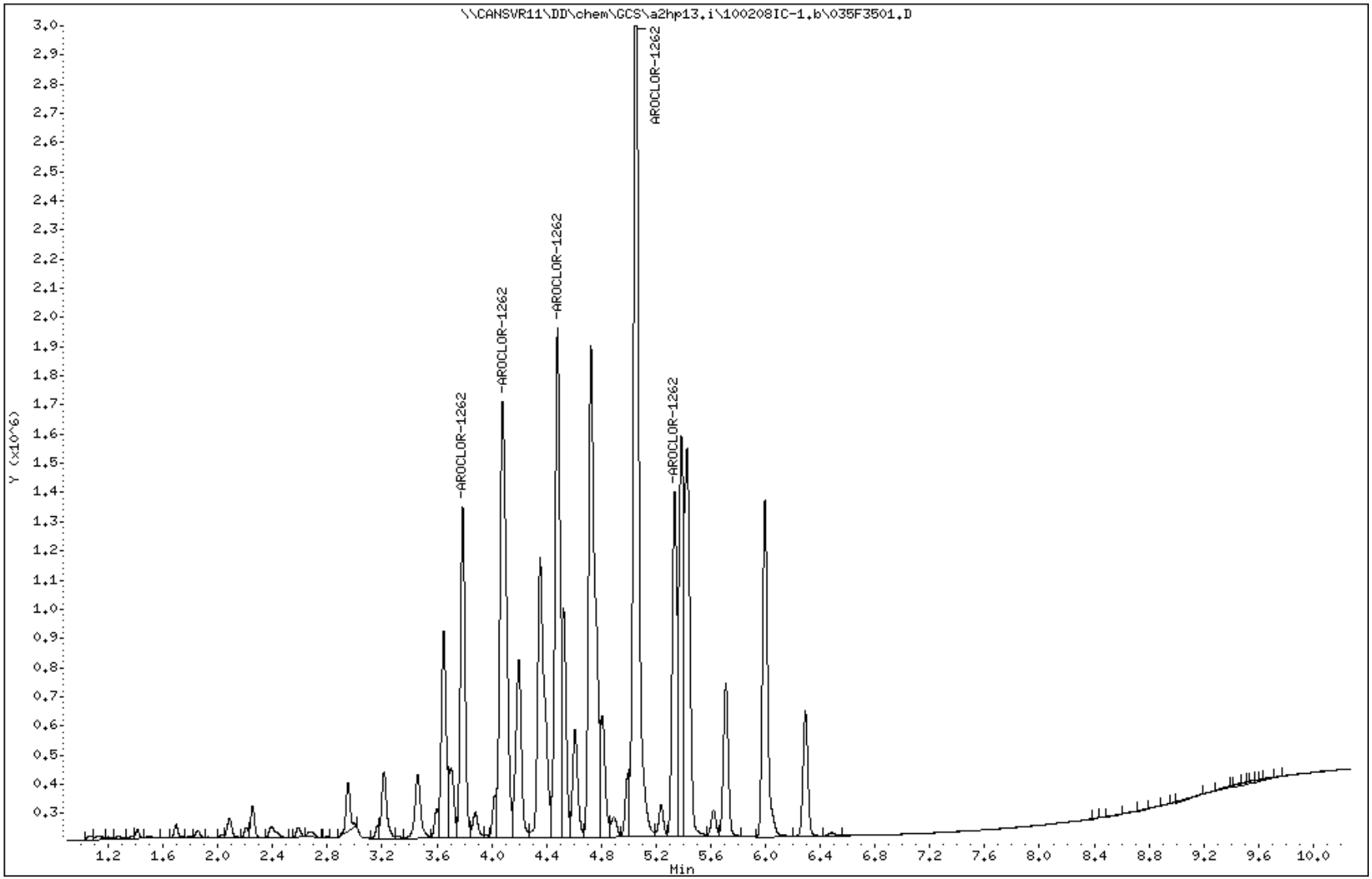

TestAmerica North Canton

PCB 8082/608

Data file : \\CANSVR11\DD\chem\GCS\a2hp13.i\100208IC-1.b\036F3601.D
Lab Smp Id: 1262
Inj Date : 09-FEB-2010 00:36
Operator : Inst ID: a2hp13.i
Smp Info : 1262,,1,5
Misc Info : 13-AR1262.SUB
Comment :
Method : \\CANSVR11\DD\chem\GCS\a2hp13.i\100208IC-1.b\PCB13.m
Meth Date : 09-Feb-2010 07:25 hassl Quant Type: ESTD
Cal Date : 09-FEB-2010 02:07 Cal File: 042F4201.D
Als bottle: 36 Calibration Sample, Level: 5
Dil Factor: 1.00000
Integrator: Falcon Compound Sublist: 13-AR1262.SUB
Target Version: 4.14 Sample Matrix: None
Processing Host: CANPMSV21

				AMOUNTS			
				CAL-AMT	ON-COL		
RT	EXP RT	DLT RT	RESPONSE	(ng)	(ng)	TARGET RANGE	RATIO
13 AROCLOR-1262					CAS #: 37324-23-5		
3.788	3.788	0.000	2088075	1.00000	0.8882	75.00- 125.00	100.00
4.079	4.079	0.000	2796289	1.00000	0.8989	98.90- 164.83	133.92
4.481	4.481	0.000	3287716	1.00000	0.9052	115.68- 192.80	157.45
5.054	5.054	0.000	5871569	1.00000	0.9192	208.14- 346.90	281.20
5.335	5.336	-0.001	2235996	1.00000	0.9207	78.27- 130.46	107.08
		Average of Peak Amounts =			0.90644		

Data File: \\CANSVR11\DD\chem\GCS\a2hp13.i\100208IC-1.b\036F3601.D
Date : 09-FEB-2010 00:36
Client ID:
Sample Info: 1262,,1,5

Instrument: a2hp13.i
Operator:
Column phase: restek pest clpI
Column diameter: 0.53

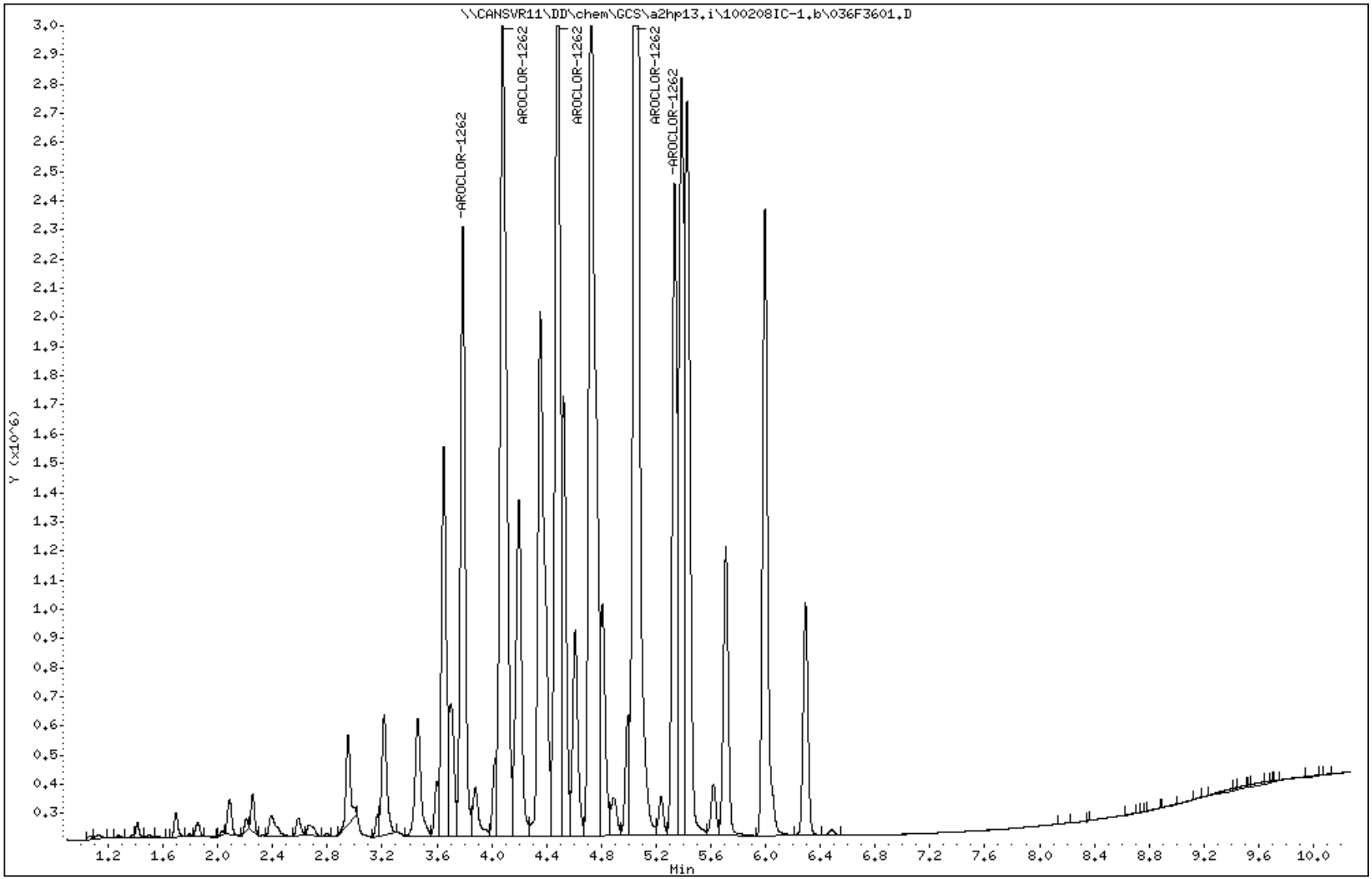

TestAmerica North Canton

PCB 8082/608

Data file : \\CANSVR11\DD\chem\GCS\a2hp13.i\100208IC-1.b\037F3701.D
Lab Smp Id: 1262
Inj Date : 09-FEB-2010 00:51
Operator : Inst ID: a2hp13.i
Smp Info : 1262,,1,6
Misc Info : 13-AR1262.SUB
Comment :
Method : \\CANSVR11\DD\chem\GCS\a2hp13.i\100208IC-1.b\PCB13.m
Meth Date : 09-Feb-2010 07:25 hassl Quant Type: ESTD
Cal Date : 09-FEB-2010 02:22 Cal File: 043F4301.D
Als bottle: 37 Calibration Sample, Level: 6
Dil Factor: 1.00000
Integrator: Falcon Compound Sublist: 13-AR1262.SUB
Target Version: 4.14 Sample Matrix: None
Processing Host: CANPMSV21

				AMOUNTS			
				CAL-AMT	ON-COL		
RT	EXP RT	DLT RT	RESPONSE	(ng)	(ng)	TARGET RANGE	RATIO
13 AROCLOR-1262					CAS #: 37324-23-5		
3.788	3.788	0.000	4202237	2.00000	1.788	75.00- 125.00	100.00
4.079	4.079	0.000	5609737	2.00000	1.803	98.90- 164.83	133.49
4.481	4.481	0.000	6554882	2.00000	1.805	115.68- 192.80	155.99
5.054	5.054	0.000	11809081	2.00000	1.849	208.14- 346.90	281.02
5.336	5.336	0.000	4533729	2.00000	1.867	78.27- 130.46	107.89
		Average of Peak Amounts =			1.82240		

Data File: \\CANSVR11\DD\chem\GCS\a2hp13.i\100208IC-1.b\037F3701.D
Date : 09-FEB-2010 00:51
Client ID:
Sample Info: 1262,,1,6

Column phase: restek pest clpI

Instrument: a2hp13.i
Operator:
Column diameter: 0.53

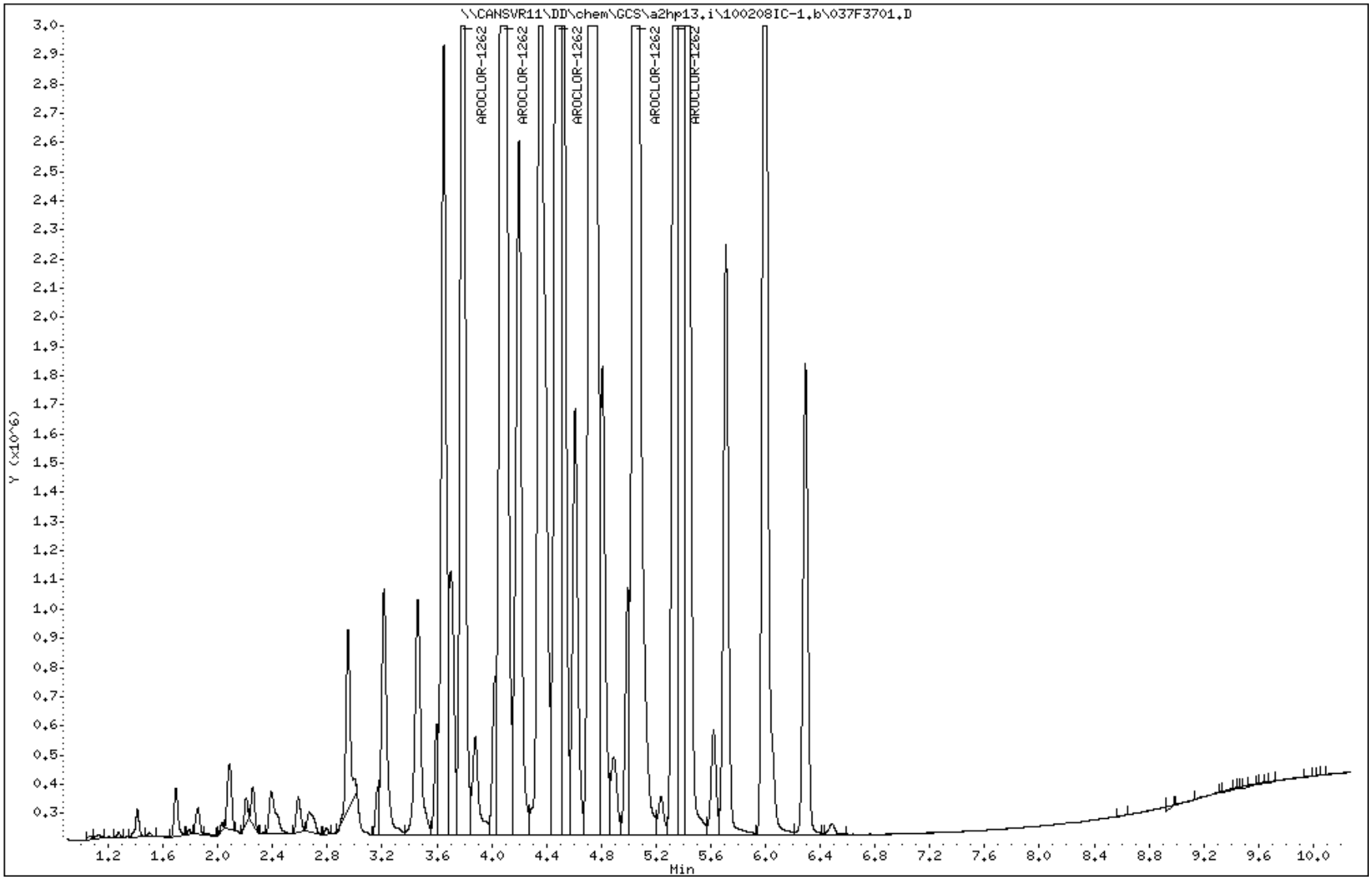

TestAmerica North Canton

PCB 8082/608

Data file : \\CANSVR11\DD\chem\GCS\a2hp13.i\100208IC-1.b\038F3801.D
Lab Smp Id: 1268
Inj Date : 09-FEB-2010 01:06
Operator : Inst ID: a2hp13.i
Smp Info : 1268,,1,1
Misc Info : 14-AR1268.SUB
Comment :
Method : \\CANSVR11\DD\chem\GCS\a2hp13.i\100208IC-1.b\PCB13.m
Meth Date : 09-Feb-2010 07:25 hassl Quant Type: ESTD
Cal Date : 09-FEB-2010 01:06 Cal File: 038F3801.D
Als bottle: 38 Calibration Sample, Level: 1
Dil Factor: 1.00000
Integrator: Falcon Compound Sublist: 14-AR1268.SUB
Target Version: 4.14 Sample Matrix: None
Processing Host: CANPMSV21

				AMOUNTS			
				CAL-AMT	ON-COL		
RT	EXP RT	DLT RT	RESPONSE	(ng)	(ng)	TARGET RANGE	RATIO
14 AROCLOR-1268					CAS #: 11100-14-4		
5.388	5.397	-0.009	460589	0.05000	0.05417	80.00- 120.00	100.00
5.421	5.439	-0.018	426303	0.05000	0.05321	82.56- 137.59	92.56
5.622	5.630	-0.008	350705	0.05000	0.05334	2.72- 4.53	76.14
5.997	6.005	-0.008	151530	0.05000	0.05363	84.36- 140.61	32.90
6.293	6.302	-0.009	1101678	0.05000	0.05482	17.26- 28.76	239.19
		Average of Peak Amounts =			0.05383		

Data File: \\CANSVR11\DD\chem\GCS\a2hp13.i\100208IC-1.b\038F3801.D
Date : 09-FEB-2010 01:06
Client ID:
Sample Info: 1268,,1,1
Column phase: restek pest clpI

Instrument: a2hp13.i
Operator:
Column diameter: 0.53

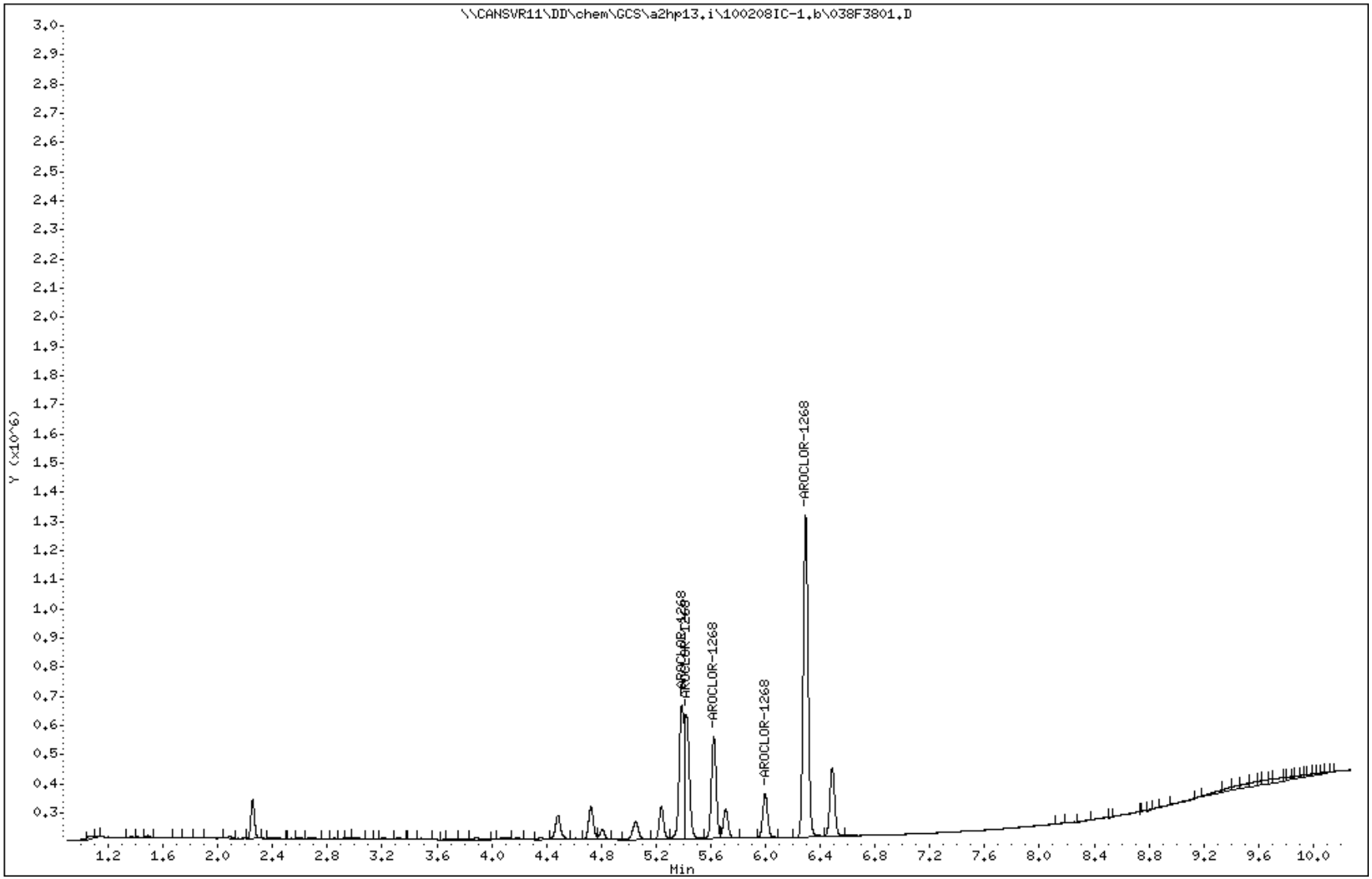

TestAmerica North Canton

PCB 8082/608

Data file : \\CANSVR11\DD\chem\GCS\a2hp13.i\100208IC-1.b\039F3901.D
Lab Smp Id: 1268
Inj Date : 09-FEB-2010 01:21
Operator : Inst ID: a2hp13.i
Smp Info : 1268,,1,2
Misc Info : 14-AR1268.SUB
Comment :
Method : \\CANSVR11\DD\chem\GCS\a2hp13.i\100208IC-1.b\PCB13.m
Meth Date : 09-Feb-2010 07:25 hassl Quant Type: ESTD
Cal Date : 09-FEB-2010 01:21 Cal File: 039F3901.D
Als bottle: 39 Calibration Sample, Level: 2
Dil Factor: 1.00000
Integrator: Falcon Compound Sublist: 14-AR1268.SUB
Target Version: 4.14 Sample Matrix: None
Processing Host: CANPMSV21

				AMOUNTS			
				CAL-AMT	ON-COL		
RT	EXP RT	DLT RT	RESPONSE	(ng)	(ng)	TARGET RANGE	RATIO
14 AROCLOR-1268					CAS #: 11100-14-4		
5.387	5.397	-0.010	893898	0.10000	0.1051	80.00- 120.00	100.00
5.421	5.439	-0.018	838830	0.10000	0.1047	82.56- 137.59	93.84
5.620	5.630	-0.010	681804	0.10000	0.1037	2.72- 4.53	76.27
5.996	6.005	-0.009	300089	0.10000	0.1062	84.36- 140.61	33.57
6.291	6.302	-0.011	2170108	0.10000	0.1080	17.26- 28.76	242.77
		Average of Peak Amounts =			0.10554		

Data File: \\CANSVR11\DD\chem\GCS\a2hp13.i\100208IC-1.b\039F3901.D
Date : 09-FEB-2010 01:21
Client ID:
Sample Info: 1268,,1,2

Instrument: a2hp13.i
Operator:
Column phase: restek pest clpI
Column diameter: 0.53

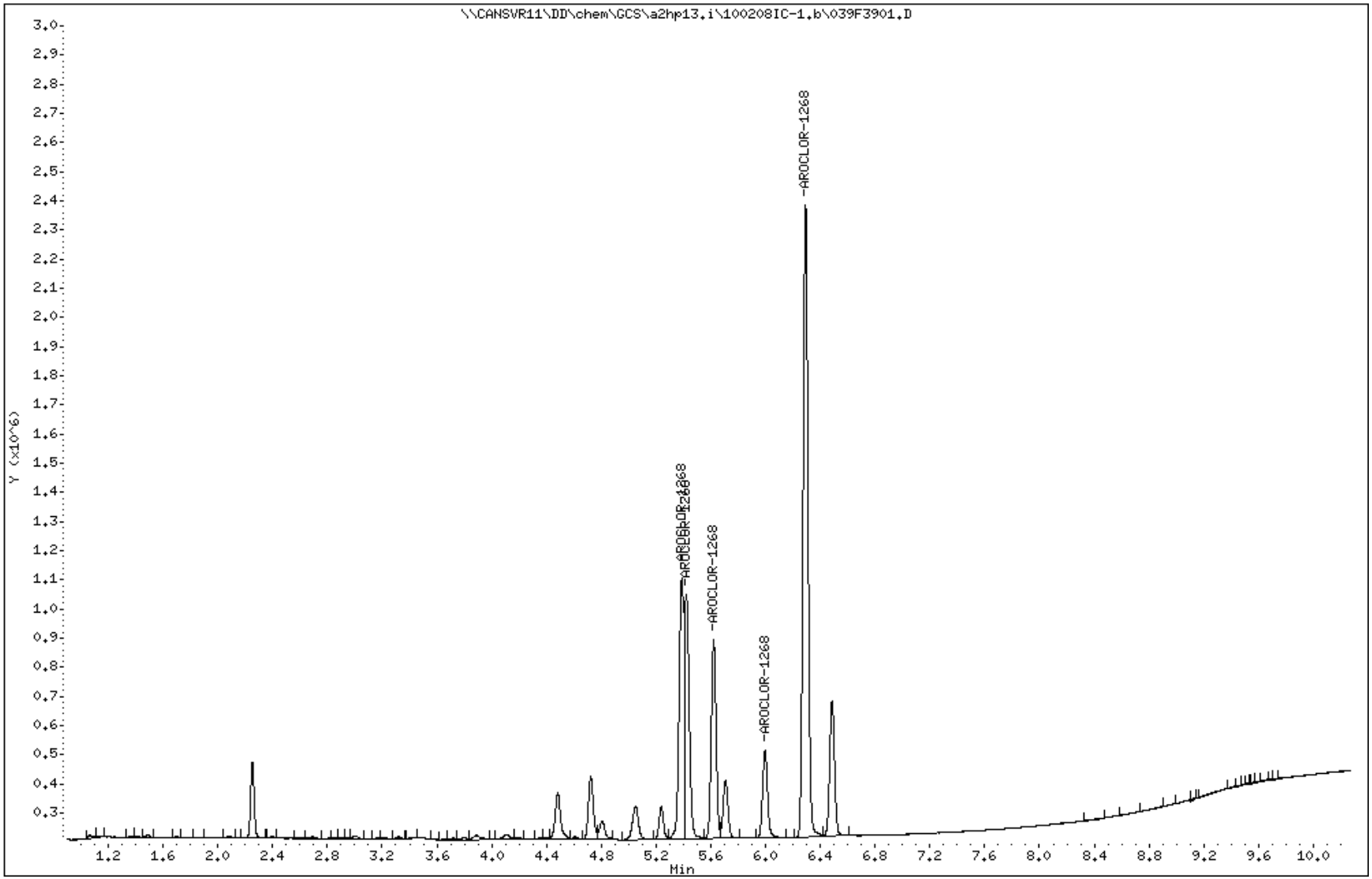

TestAmerica North Canton

PCB 8082/608

Data file : \\CANSVR11\DD\chem\GCS\a2hp13.i\100208IC-1.b\040F4001.D
Lab Smp Id: 1268
Inj Date : 09-FEB-2010 01:37
Operator : Inst ID: a2hp13.i
Smp Info : 1268,,1,3
Misc Info : 14-AR1268.SUB
Comment :
Method : \\CANSVR11\DD\chem\GCS\a2hp13.i\100208IC-1.b\PCB13.m
Meth Date : 09-Feb-2010 07:25 hassl Quant Type: ESTD
Cal Date : 09-FEB-2010 01:37 Cal File: 040F4001.D
Als bottle: 40 Calibration Sample, Level: 3
Dil Factor: 1.00000
Integrator: Falcon Compound Sublist: 14-AR1268.SUB
Target Version: 4.14 Sample Matrix: None
Processing Host: CANPMSV21

				AMOUNTS			
				CAL-AMT	ON-COL		
RT	EXP RT	DLT RT	RESPONSE	(ng)	(ng)	TARGET RANGE	RATIO
14 AROCLOR-1268					CAS #: 11100-14-4		
5.388	5.397	-0.009	1604518	0.20000	0.1887	80.00- 120.00	100.00
5.422	5.439	-0.017	1519826	0.20000	0.1897	82.56- 137.59	94.72
5.621	5.630	-0.009	1230544	0.20000	0.1872	2.72- 4.53	76.69
5.997	6.005	-0.008	515194	0.20000	0.1823	84.36- 140.61	32.11
6.292	6.302	-0.010	3754156	0.20000	0.1868	17.26- 28.76	233.97
		Average of Peak Amounts =			0.18694		

Data File: \\CANSVR11\DD\chem\GCS\a2hp13.i\100208IC-1.b\040F4001.D
Date : 09-FEB-2010 01:37
Client ID:
Sample Info: 1268,,1,3

Instrument: a2hp13.i
Operator:
Column diameter: 0.53

Column phase: restek pest clpI

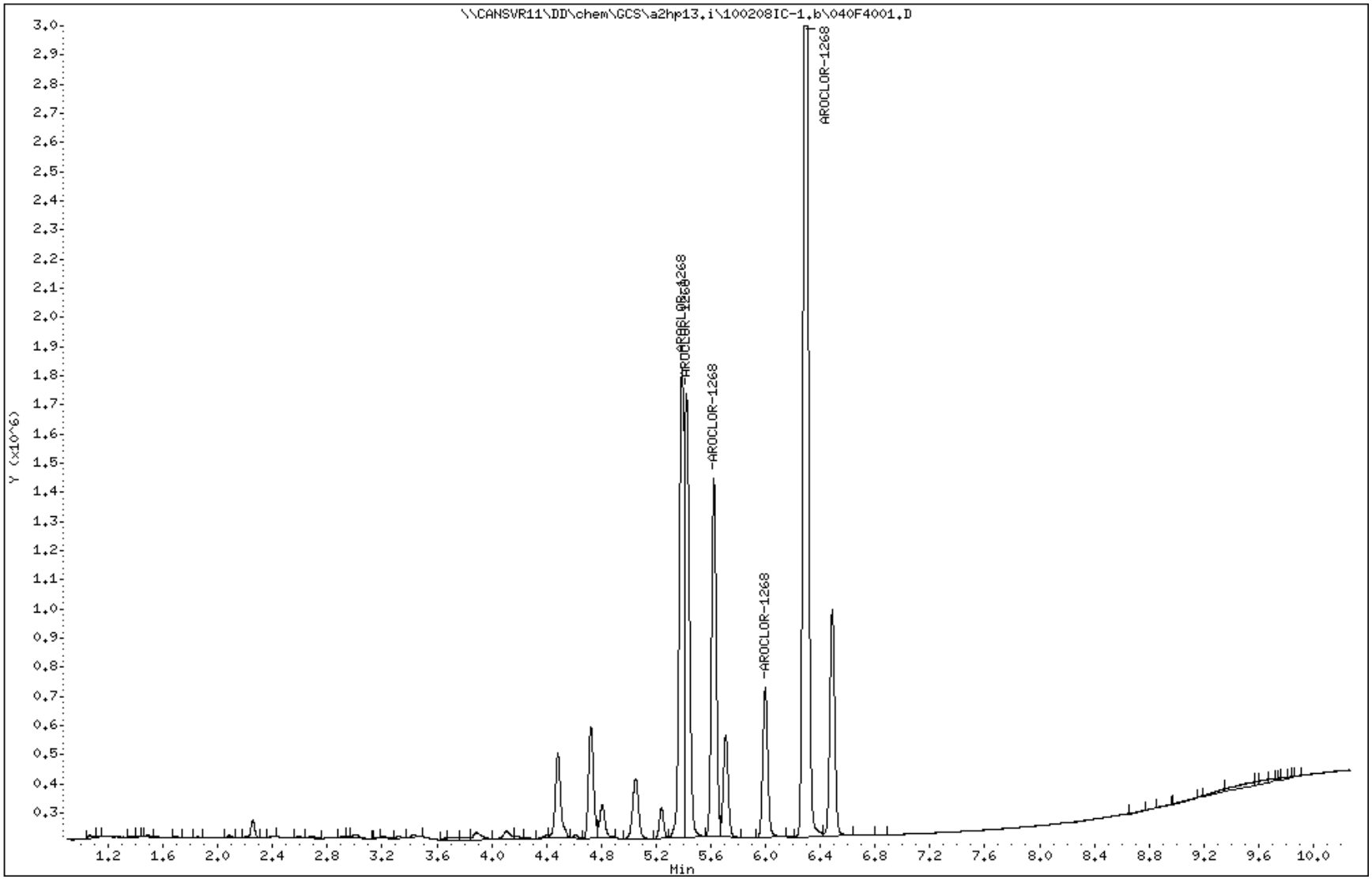

TestAmerica North Canton

PCB 8082/608

Data file : \\CANSVR11\DD\chem\GCS\a2hp13.i\100208IC-1.b\041F4101.D
Lab Smp Id: 1268
Inj Date : 09-FEB-2010 01:52
Operator : Inst ID: a2hp13.i
Smp Info : 1268,,1,4
Misc Info : 14-AR1268.SUB
Comment :
Method : \\CANSVR11\DD\chem\GCS\a2hp13.i\100208IC-1.b\PCB13.m
Meth Date : 09-Feb-2010 07:25 hassl Quant Type: ESTD
Cal Date : 09-FEB-2010 01:52 Cal File: 041F4101.D
Als bottle: 41 Calibration Sample, Level: 4
Dil Factor: 1.00000
Integrator: Falcon Compound Sublist: 14-AR1268.SUB
Target Version: 4.14 Sample Matrix: None
Processing Host: CANPMSV21

				AMOUNTS			
				CAL-AMT	ON-COL		
RT	EXP RT	DLT RT	RESPONSE	(ng)	(ng)	TARGET RANGE	RATIO
14 AROCLOR-1268					CAS #: 11100-14-4		
5.389	5.397	-0.008	4361223	0.50000	0.5129	80.00- 120.00	100.00
5.421	5.439	-0.018	4134029	0.50000	0.5160	82.56- 137.59	94.79
5.621	5.630	-0.009	3394525	0.50000	0.5163	2.72- 4.53	77.83
5.996	6.005	-0.009	1433306	0.50000	0.5073	84.36- 140.61	32.86
6.293	6.302	-0.009	10152678	0.50000	0.5052	17.26- 28.76	232.79
		Average of Peak Amounts =			0.51154		

Data File: \\CANSVR11\DD\chem\GCS\a2hp13.i\100208IC-1.b\041F4101.D
Date : 09-FEB-2010 01:52
Client ID:
Sample Info: 1268,,1,4

Instrument: a2hp13.i
Operator:
Column phase: restek pest clpI
Column diameter: 0.53

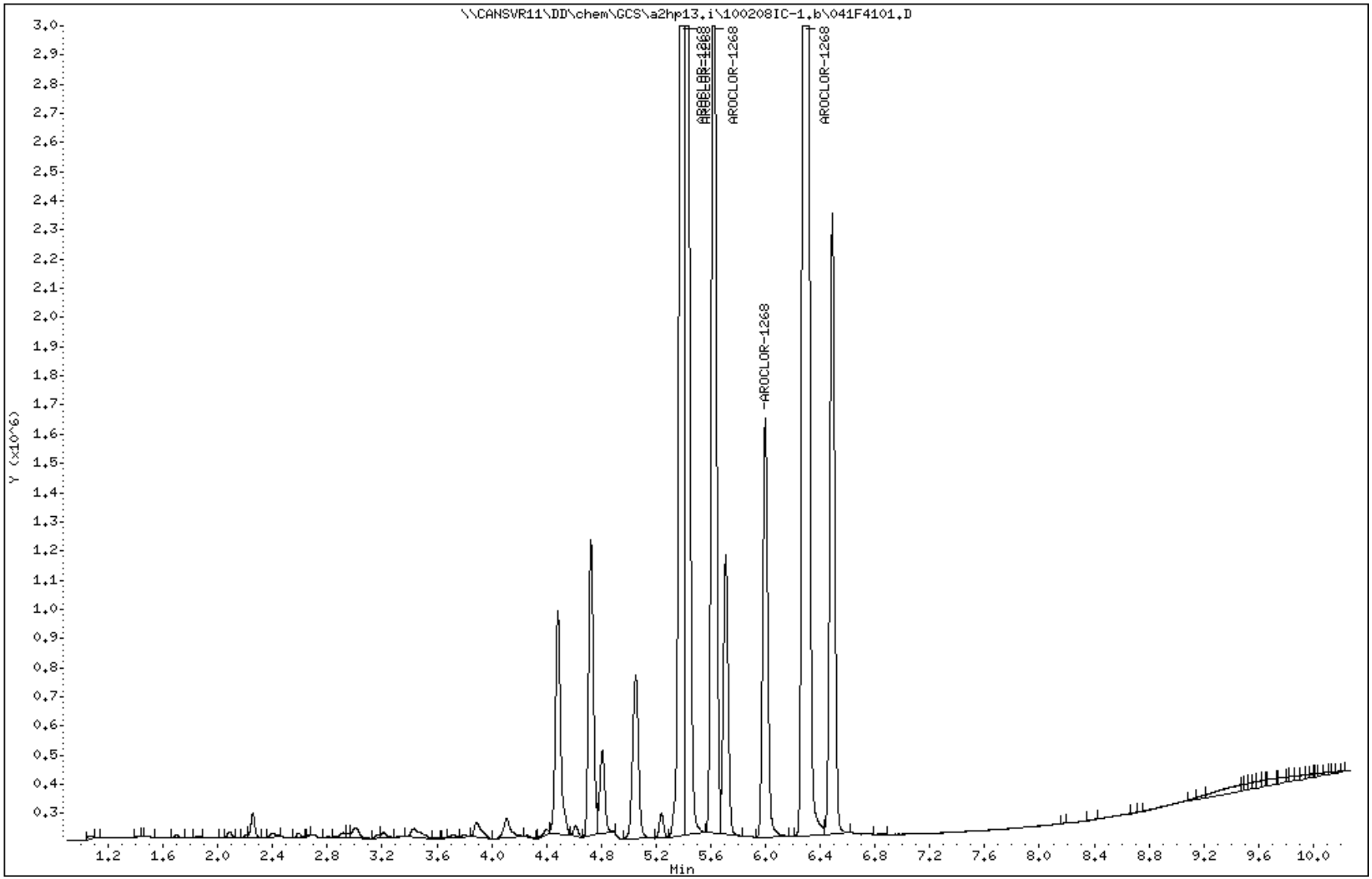

TestAmerica North Canton

PCB 8082/608

Data file : \\CANSVR11\DD\chem\GCS\a2hp13.i\100208IC-1.b\042F4201.D
Lab Smp Id: 1268
Inj Date : 09-FEB-2010 02:07
Operator : Inst ID: a2hp13.i
Smp Info : 1268,,1,5
Misc Info : 14-AR1268.SUB
Comment :
Method : \\CANSVR11\DD\chem\GCS\a2hp13.i\100208IC-1.b\PCB13.m
Meth Date : 09-Feb-2010 07:25 hassl Quant Type: ESTD
Cal Date : 09-FEB-2010 02:07 Cal File: 042F4201.D
Als bottle: 42 Calibration Sample, Level: 5
Dil Factor: 1.00000
Integrator: Falcon Compound Sublist: 14-AR1268.SUB
Target Version: 4.14 Sample Matrix: None
Processing Host: CANPMSV21

				AMOUNTS			
				CAL-AMT	ON-COL		
RT	EXP RT	DLT RT	RESPONSE	(ng)	(ng)	TARGET RANGE	RATIO
14 AROCLOR-1268					CAS #: 11100-14-4		
5.388	5.397	-0.009	8455422	1.00000	0.9945	80.00- 120.00	100.00
5.421	5.439	-0.018	8025460	1.00000	1.002	82.56- 137.59	94.91
5.620	5.630	-0.010	6622531	1.00000	1.007	2.72- 4.53	78.32
5.995	6.005	-0.010	2907263	1.00000	1.029	84.36- 140.61	34.38
6.291	6.302	-0.011	20048105	1.00000	0.9977	17.26- 28.76	237.10
		Average of Peak Amounts =			1.00604		

Data File: \\CANSVR11\DD\chem\GCS\a2hp13.i\100208IC-1.b\042F4201.D
Date : 09-FEB-2010 02:07
Client ID:
Sample Info: 1268,,1,5

Instrument: a2hp13.i
Operator:
Column phase: restek pest clpI
Column diameter: 0.53

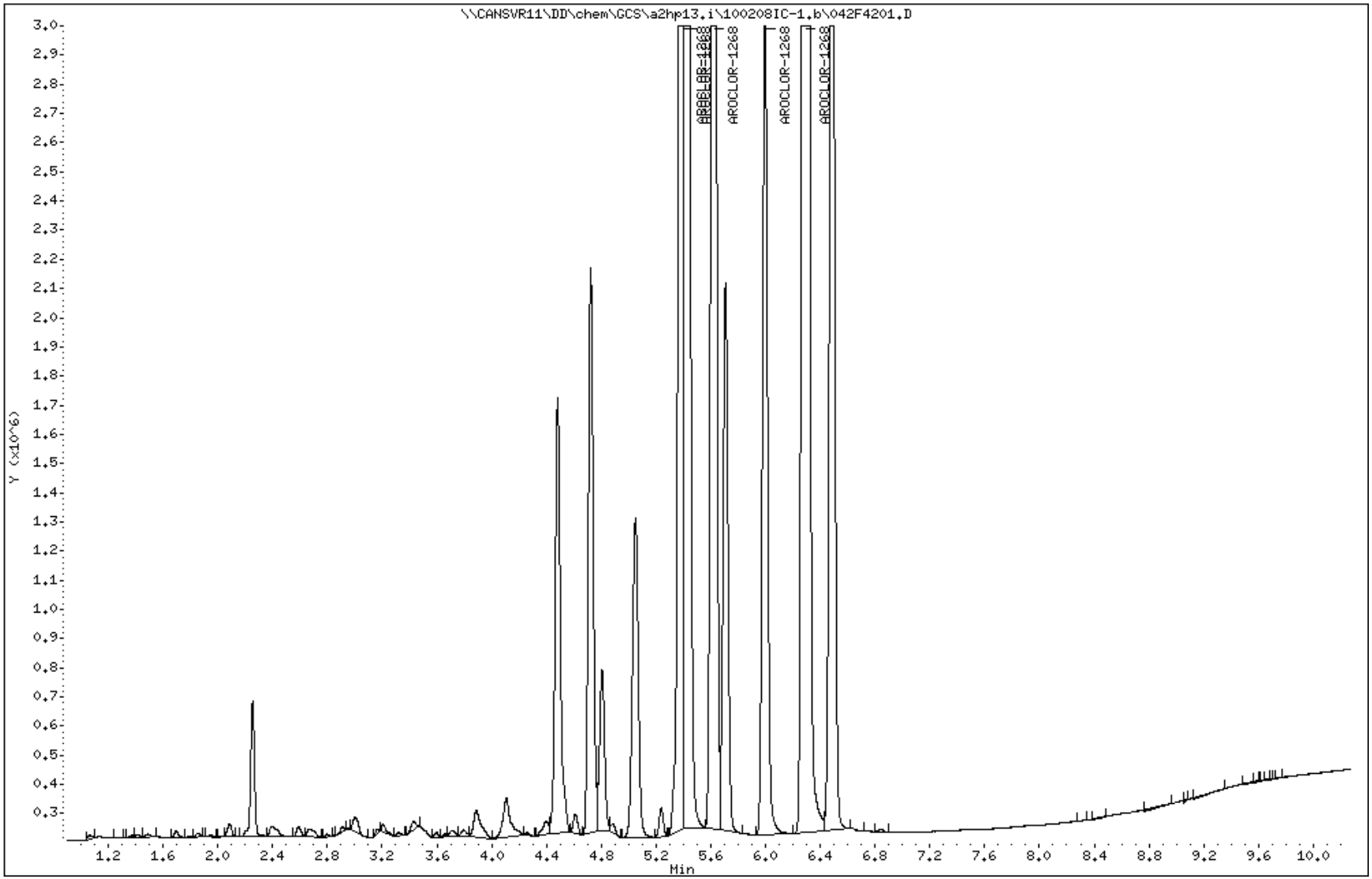

TestAmerica North Canton

PCB 8082/608

Data file : \\CANSVR11\DD\chem\GCS\a2hp13.i\100208IC-1.b\043F4301.D
Lab Smp Id: 1268
Inj Date : 09-FEB-2010 02:22
Operator : Inst ID: a2hp13.i
Smp Info : 1268,,1,6
Misc Info : 14-AR1268.SUB
Comment :
Method : \\CANSVR11\DD\chem\GCS\a2hp13.i\100208IC-1.b\PCB13.m
Meth Date : 09-Feb-2010 07:25 hassl Quant Type: ESTD
Cal Date : 09-FEB-2010 02:22 Cal File: 043F4301.D
Als bottle: 43 Calibration Sample, Level: 6
Dil Factor: 1.00000
Integrator: Falcon Compound Sublist: 14-AR1268.SUB
Target Version: 4.14 Sample Matrix: None
Processing Host: CANPMSV21

				AMOUNTS			
				CAL-AMT	ON-COL		
RT	EXP RT	DLT RT	RESPONSE	(ng)	(ng)	TARGET RANGE	RATIO
14 AROCLOR-1268					CAS #: 11100-14-4		
5.388	5.397	-0.009	15327765	2.00000	1.803	80.00- 120.00	100.00
5.422	5.439	-0.017	14527923	2.00000	1.813	82.56- 137.59	94.78
5.620	5.630	-0.010	12097268	2.00000	1.840	2.72- 4.53	78.92
5.996	6.005	-0.009	5143258	2.00000	1.820	84.36- 140.61	33.56
6.292	6.302	-0.010	35423594	2.00000	1.763	17.26- 28.76	231.11
		Average of Peak Amounts =			1.80780		

Data File: \\CANSVR11\DD\chem\GCS\a2hp13.i\100208IC-1.b\043F4301.D
Date : 09-FEB-2010 02:22
Client ID:
Sample Info: 1268,,1,6

Instrument: a2hp13.i
Operator:
Column phase: restek pest clpI
Column diameter: 0.53

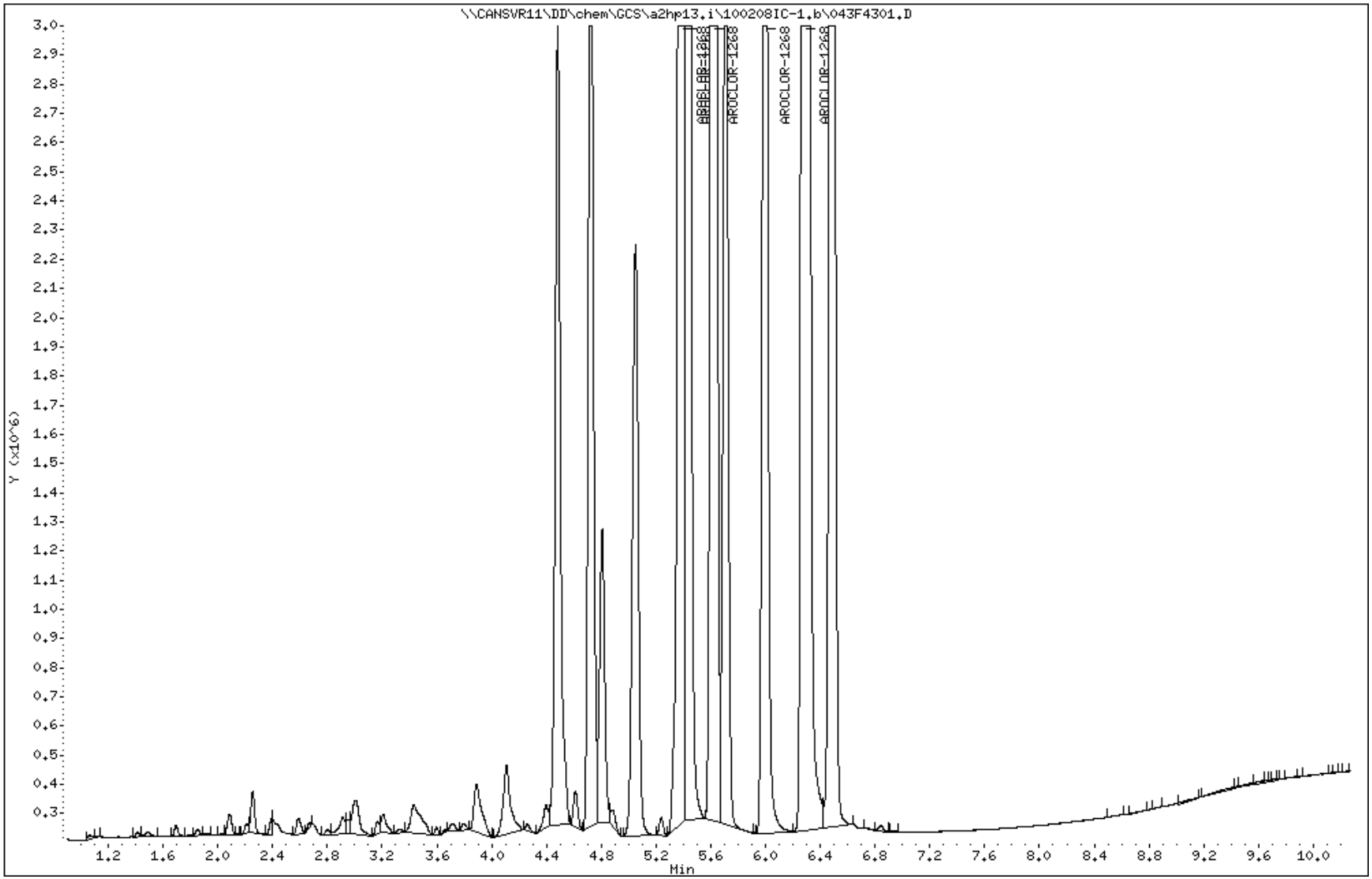

Data File: \\CANSVR11\DD\chem\GCS\a2hp13.i\100208IC-1.b\046F0101.D
Report Date: 09-Feb-2010 09:33

TestAmerica North Canton

CONTINUING CALIBRATION COMPOUNDS

Instrument ID: a2hp13.i Injection Date: 09-FEB-2010 08:14
Lab File ID: 046F0101.D Init. Cal. Date(s): 08-FEB-2010 09-FEB-2010
Analysis Type: Init. Cal. Times: 16:06 02:22
Lab Sample ID: 1CV Quant Type: ESTD
Method: \\CANSVR11\DD\chem\GCS\a2hp13.i\100208IC-1.b\PCB13.m

COMPOUND	RRF / AMOUNT	RF1	MIN RRF	%D / %DRIFT	MAX %D / %DRIFT	CURVE TYPE
3 AROCLOR-1016(1)	3556491	3431818	0.010	3.50549	15.00000	Averaged
(2)	6154428	5423225	0.010	11.88093	15.00000	Averaged
(3)	12978864	11295129	0.010	12.97290	15.00000	Averaged
(4)	5325964	4692669	0.010	11.89071	15.00000	Averaged
(5)	5303493	4910283	0.010	7.41416	15.00000	Averaged
8 AROCLOR-1260(1)	3018333	2857020	0.010	5.34443	15.00000	Averaged
(2)	4226485	4010594	0.010	5.10806	15.00000	Averaged
(3)	3850847	3675256	0.010	4.55980	15.00000	Averaged
(4)	5757318	5880421	0.010	-2.13821	15.00000	Averaged
(5)	3066451	3179542	0.010	-3.68803	15.00000	Averaged

Data File: \\CANSVR11\DD\chem\GCS\a2hp13.i\100208IC-1.b\046F0101.D
Report Date: 09-Feb-2010 09:33

TestAmerica North Canton

PCB 8082/608

Data file : \\CANSVR11\DD\chem\GCS\a2hp13.i\100208IC-1.b\046F0101.D
Lab Smp Id: 1CV
Inj Date : 09-FEB-2010 08:14
Operator : Inst ID: a2hp13.i
Smp Info : 1CV,,2
Misc Info :
Comment :
Method : \\CANSVR11\DD\chem\GCS\a2hp13.i\100208IC-1.b\PCB13.m
Meth Date : 09-Feb-2010 09:33 hassl Quant Type: ESTD
Cal Date : 09-FEB-2010 02:07 Cal File: 042F4201.D
Als bottle: 46 Continuing Calibration Sample
Dil Factor: 1.00000
Integrator: Falcon Compound Sublist: 6-AR1660.sub
Target Version: 4.14 Sample Matrix: None
Processing Host: CANPMSV21

				AMOUNTS				
				CAL-AMT	ON-COL			
RT	EXP RT	DLT RT	RESPONSE	(ng)	(ng)	TARGET RANGE		RATIO
3 AROCLOR-1016						CAS #: 12674-11-2		
1.420	1.420	0.000	3431818	1.00000	0.9649	80.00- 120.00		100.00
1.702	1.702	0.000	5423225	1.00000	0.8812	118.52- 197.53		158.03
2.096	2.096	0.000	11295129	1.00000	0.8703	246.85- 411.41		329.13
2.217	2.217	0.000	4692669	1.00000	0.8811	102.56- 170.93		136.74
2.599	2.599	0.000	4910283	1.00000	0.9258	107.31- 178.85		143.08
		Average of Peak Amounts =			0.90466			
8 AROCLOR-1260						CAS #: 11096-82-5		
3.801	3.801	0.000	2857020	1.00000	0.9466	80.00- 120.00		100.00
4.089	4.089	0.000	4010594	1.00000	0.9489	105.28- 175.47		140.38
4.366	4.366	0.000	3675256	1.00000	0.9544	96.48- 160.80		128.64
5.066	5.066	0.000	5880421	1.00000	1.021	154.37- 257.28		205.82
5.347	5.347	0.000	3179542	1.00000	1.037	83.47- 139.11		111.29
		Average of Peak Amounts =			0.98158			

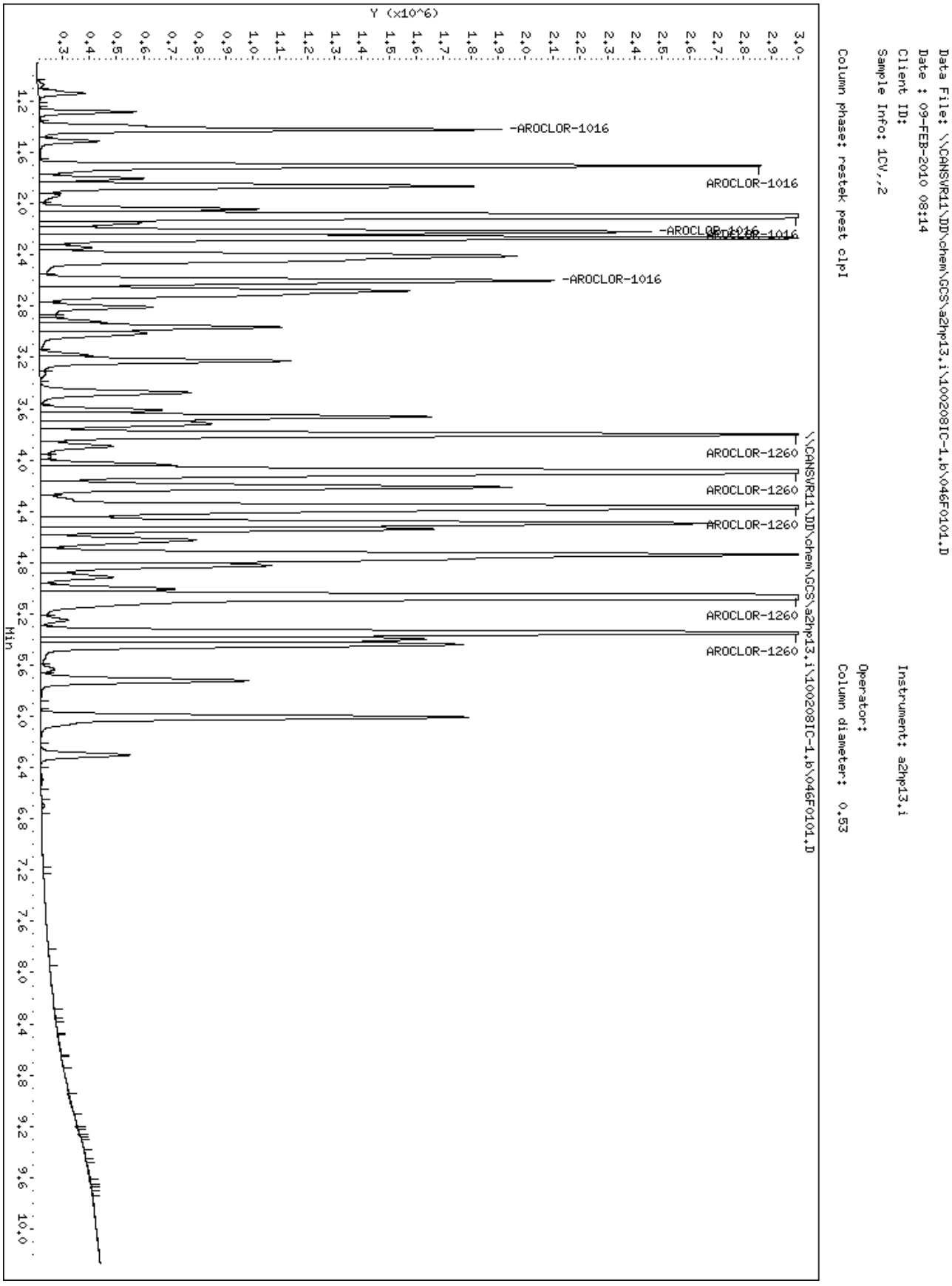
Data File: \\CANSVR11\DD\chem\GCS\a2hp13.i\100208IC-1.b\046F0101.D
Date : 09-FEB-2010 08:14
Client ID:
Sample Info: 1CV,.2
Column phase: restek pest clpI
Instrument: a2hp13.i
Operator:
Column diameter: 0.53
Y (x10^6)
-AROCLOR-1016
AROCLOR-1016
-AROCLOR-1016
-AROCLOR-1016
AROCLOR-1260
AROCLOR-1260
AROCLOR-1260
AROCLOR-1260
AROCLOR-1260
\\CANSVR11\DD\chem\GCS\a2hp13.i\100208IC-1.b\046F0101.D
Min

FORM 8
SEMIVOLATILE ANALYTICAL SEQUENCE

Lab Name: NORTH CANTON Contract:

Lab Code: TALCAN Case No.: SAS No.: SDG No.: A0B240490

GC Column: RESTEK PEST CLPI ID: 0.53 (mm) Init. Calib. Date(s): 02/08/10 02/09/10

Instrument ID: A2HP13

THE ANALYTICAL SEQUENCE OF PERFORMANCE EVALUATION MIXTURES, BLANKS, SAMPLES, AND STANDARDS IS GIVEN BELOW:

	MEAN SURROGATE RT FROM INITIAL CALIBRATION					
	CLIENT SAMPLE NO.	LAB SAMPLE ID	DATE ANALYZED	TIME ANALYZED	RT #	RT #
01		MRL	03/02/10	0910		
02		E009	03/02/10	1636		
03	CPCSS-039-50	LV2FH1AF	03/02/10	1820		
04	LV204BLK	LV2041AA	03/02/10	1835		
05	LV204CHK	LV2041AC	03/02/10	1850		
06		E009	03/02/10	1905		
07		MRL	03/02/10	1921		
08						
09						
10						
11						
12						
13						
14						
15						
16						
17						
18						
19						
20						
21						
22						
23						
24						
25						
26						
27						
28						
29						
30						
31						
32						

QC LIMITS

Column used to flag retention time values with an asterisk.
* Values outside of QC limits.

Report Date: 08-Mar-2010 13:11

Calibration History

Method : \\CANSVR11\DD\chem\GCS\a2hp13.i\100302-1.b\PCB13.m
Start Cal Date: 08-FEB-2010 16:06
End Cal Date : 09-FEB-2010 02:22
Last Cal Level: 5
Last Cal Type : Continuing Calibration

Initial Calibration

Injection Date	Sublist	Calibration File
Cal Level: 1 , Cal Amount: 0.05000		
09-FEB-2010 01:06	14-AR1268	\\CANSVR11\DD\chem\GCS\a2hp13.i\100208IC-1.b\038F3801.D
08-FEB-2010 23:37	13-AR1262	\\CANSVR11\DD\chem\GCS\a2hp13.i\100208IC-1.b\032F3201.D
08-FEB-2010 22:07	12-AR1660TD	\\CANSVR11\DD\chem\GCS\a2hp13.i\100208IC-1.b\026F2601.D
08-FEB-2010 20:36	9-AR2154	\\CANSVR11\DD\chem\GCS\a2hp13.i\100208IC-1.b\020F2001.D
08-FEB-2010 19:06	3-AR1248	\\CANSVR11\DD\chem\GCS\a2hp13.i\100208IC-1.b\014F1401.D
08-FEB-2010 17:37	2-AR1242	\\CANSVR11\DD\chem\GCS\a2hp13.i\100208IC-1.b\008F0801.D
08-FEB-2010 16:06	1-AR1232	\\CANSVR11\DD\chem\GCS\a2hp13.i\100208IC-1.b\002F0201.D
Cal Level: 2 , Cal Amount: 0.10000		
09-FEB-2010 01:21	14-AR1268	\\CANSVR11\DD\chem\GCS\a2hp13.i\100208IC-1.b\039F3901.D
08-FEB-2010 23:52	13-AR1262	\\CANSVR11\DD\chem\GCS\a2hp13.i\100208IC-1.b\033F3301.D
08-FEB-2010 22:21	12-AR1660TD	\\CANSVR11\DD\chem\GCS\a2hp13.i\100208IC-1.b\027F2701.D
08-FEB-2010 20:52	9-AR2154	\\CANSVR11\DD\chem\GCS\a2hp13.i\100208IC-1.b\021F2101.D
08-FEB-2010 19:21	3-AR1248	\\CANSVR11\DD\chem\GCS\a2hp13.i\100208IC-1.b\015F1501.D
08-FEB-2010 17:51	2-AR1242	\\CANSVR11\DD\chem\GCS\a2hp13.i\100208IC-1.b\009F0901.D
08-FEB-2010 16:21	1-AR1232	\\CANSVR11\DD\chem\GCS\a2hp13.i\100208IC-1.b\003F0301.D
Cal Level: 3 , Cal Amount: 0.20000		
09-FEB-2010 01:37	14-AR1268	\\CANSVR11\DD\chem\GCS\a2hp13.i\100208IC-1.b\040F4001.D
09-FEB-2010 00:06	13-AR1262	\\CANSVR11\DD\chem\GCS\a2hp13.i\100208IC-1.b\034F3401.D
08-FEB-2010 22:36	12-AR1660TD	\\CANSVR11\DD\chem\GCS\a2hp13.i\100208IC-1.b\028F2801.D
08-FEB-2010 21:07	9-AR2154	\\CANSVR11\DD\chem\GCS\a2hp13.i\100208IC-1.b\022F2201.D
08-FEB-2010 19:36	3-AR1248	\\CANSVR11\DD\chem\GCS\a2hp13.i\100208IC-1.b\016F1601.D

08-FEB-2010 18:06	2-AR1242	\\CANSVR11\DD\chem\GCS\a2hp13.i\100208IC-1.b\010F1001.D
08-FEB-2010 16:36	1-AR1232	\\CANSVR11\DD\chem\GCS\a2hp13.i\100208IC-1.b\004F0401.D

Cal Level: 4 , Cal Amount: 0.50000		
09-FEB-2010 01:52	14-AR1268	\\CANSVR11\DD\chem\GCS\a2hp13.i\100208IC-1.b\041F4101.D
09-FEB-2010 00:21	13-AR1262	\\CANSVR11\DD\chem\GCS\a2hp13.i\100208IC-1.b\035F3501.D
08-FEB-2010 22:52	12-AR1660TD	\\CANSVR11\DD\chem\GCS\a2hp13.i\100208IC-1.b\029F2901.D
08-FEB-2010 21:21	9-AR2154	\\CANSVR11\DD\chem\GCS\a2hp13.i\100208IC-1.b\023F2301.D
08-FEB-2010 19:51	3-AR1248	\\CANSVR11\DD\chem\GCS\a2hp13.i\100208IC-1.b\017F1701.D
08-FEB-2010 18:22	2-AR1242	\\CANSVR11\DD\chem\GCS\a2hp13.i\100208IC-1.b\011F1101.D
08-FEB-2010 16:51	1-AR1232	\\CANSVR11\DD\chem\GCS\a2hp13.i\100208IC-1.b\005F0501.D

Cal Level: 5 , Cal Amount: 1.00000		
09-FEB-2010 02:07	14-AR1268	\\CANSVR11\DD\chem\GCS\a2hp13.i\100208IC-1.b\042F4201.D
09-FEB-2010 00:36	13-AR1262	\\CANSVR11\DD\chem\GCS\a2hp13.i\100208IC-1.b\036F3601.D
08-FEB-2010 23:07	12-AR1660TD	\\CANSVR11\DD\chem\GCS\a2hp13.i\100208IC-1.b\030F3001.D
08-FEB-2010 21:36	9-AR2154	\\CANSVR11\DD\chem\GCS\a2hp13.i\100208IC-1.b\024F2401.D
08-FEB-2010 20:07	3-AR1248	\\CANSVR11\DD\chem\GCS\a2hp13.i\100208IC-1.b\018F1801.D
08-FEB-2010 18:37	2-AR1242	\\CANSVR11\DD\chem\GCS\a2hp13.i\100208IC-1.b\012F1201.D
08-FEB-2010 17:06	1-AR1232	\\CANSVR11\DD\chem\GCS\a2hp13.i\100208IC-1.b\006F0601.D

Cal Level: 6 , Cal Amount: 2.00000		
09-FEB-2010 02:22	14-AR1268	\\CANSVR11\DD\chem\GCS\a2hp13.i\100208IC-1.b\043F4301.D
09-FEB-2010 00:51	13-AR1262	\\CANSVR11\DD\chem\GCS\a2hp13.i\100208IC-1.b\037F3701.D
08-FEB-2010 23:21	12-AR1660TD	\\CANSVR11\DD\chem\GCS\a2hp13.i\100208IC-1.b\031F3101.D
08-FEB-2010 21:52	9-AR2154	\\CANSVR11\DD\chem\GCS\a2hp13.i\100208IC-1.b\025F2501.D
08-FEB-2010 20:22	3-AR1248	\\CANSVR11\DD\chem\GCS\a2hp13.i\100208IC-1.b\019F1901.D
08-FEB-2010 18:51	2-AR1242	\\CANSVR11\DD\chem\GCS\a2hp13.i\100208IC-1.b\013F1301.D
08-FEB-2010 17:22	1-AR1232	\\CANSVR11\DD\chem\GCS\a2hp13.i\100208IC-1.b\007F0701.D

Continuing Calibration
Ccal Level Mode: GLOBAL LEVEL 4

Data File: \\CANSVR11\DD\chem\GCS\a2hp13.i\100302-1.b\003F0301.D
Report Date: 03-Mar-2010 08:43

TestAmerica North Canton

RECOVERY REPORT

Client Name: Client SDG: SDGa02149
Sample Matrix: LIQUID Fraction: SV
Lab Smp Id: MRL
Level: LOW Operator:
Data Type: GC MULTI COMP SampleType: MRL
SpikeList File: MRL.spk Quant Type: ESTD
Sublist File: 6-AR1660.sub
Method File: \\CANSVR11\DD\chem\GCS\a2hp13.i\100302-1.b\PCB13.m
Misc Info:

SPIKE COMPOUND	AMOUNT ADDED ng	AMOUNT RECOVERED ng	% RECOVERED	LIMITS
3 AROCLOR-1016	0.05000	0.05103	102.07	70-130
8 AROCLOR-1260	0.05000	0.04995	99.90	70-130

Data File: \\CANSVR11\DD\chem\GCS\a2hp13.i\100302-1.b\003F0301.D
Report Date: 03-Mar-2010 08:43

TestAmerica North Canton

PCB 8082/608

Data file : \\CANSVR11\DD\chem\GCS\a2hp13.i\100302-1.b\003F0301.D
Lab Smp Id: MRL
Inj Date : 02-MAR-2010 09:10
Operator : Inst ID: a2hp13.i
Smp Info : MRL
Misc Info :
Comment :
Method : \\CANSVR11\DD\chem\GCS\a2hp13.i\100302-1.b\PCB13.m
Meth Date : 02-Mar-2010 19:16 Quant Type: ESTD
Cal Date : 09-FEB-2010 02:07 Cal File: 042F4201.D
Als bottle: 3 QC Sample: MRL
Dil Factor: 1.00000
Integrator: Falcon Compound Sublist: 6-AR1660.sub
Target Version: 4.14 Sample Matrix: WATER
Processing Host: CANPMSV21

Concentration Formula: Amt * DF * Vt/Vo * CpndVariable

Name	Value	Description
DF	1.000	Dilution Factor
Vt	1000.000	final volume
Vo	1000.000	intitial volume
Cpnd Variable		Local Compound Variable

RT	EXP RT	DLT RT	RESPONSE	CONCENTRATIONS ON-COL (ng)	FINAL (ug/L)	TARGET RANGE	RATIO
3 AROCLOR-1016					CAS #: 12674-11-2		
1.432	1.433	-0.001	202475	0.05693	0.05693	80.00- 120.00	100.00(M)
1.716	1.717	-0.001	321192	0.05219	0.05219	135.61- 226.02	158.63
2.109	2.112	-0.003	670725	0.05168	0.05168	305.79- 509.65	331.26
2.232	2.233	-0.001	221015	0.04150	0.04150	123.73- 206.21	109.16
2.615	2.617	-0.002	280380	0.05287	0.05287	121.85- 203.09	138.48
		Average of Peak Concentrations =		0.05103			
8 AROCLOR-1260					CAS #: 11096-82-5		
3.818	3.821	-0.003	155577	0.05154	0.05154	80.00- 120.00	100.00
4.107	4.111	-0.004	213993	0.05063	0.05063	104.74- 174.56	137.55
4.386	4.388	-0.002	188533	0.04896	0.04896	95.39- 158.99	121.18
5.086	5.090	-0.004	286765	0.04981	0.04981	144.18- 240.30	184.32
5.368	5.371	-0.003	149627	0.04879	0.04879	72.95- 121.58	96.18
		Average of Peak Concentrations =		0.04995			

QC Flag Legend

M - Compound response manually integrated.

Data File: \\CANSVR11\DD\chem\GCS\a2hp13.i\100302-1.b\003F0301.D
Date : 02-MAR-2010 09:10
Client ID:
Instrument: a2hp13.i
Sample Info: MRL
Purge Volume: 1000.0
Operator:
Column phase: restek pest clpI
Column diameter: 0.53

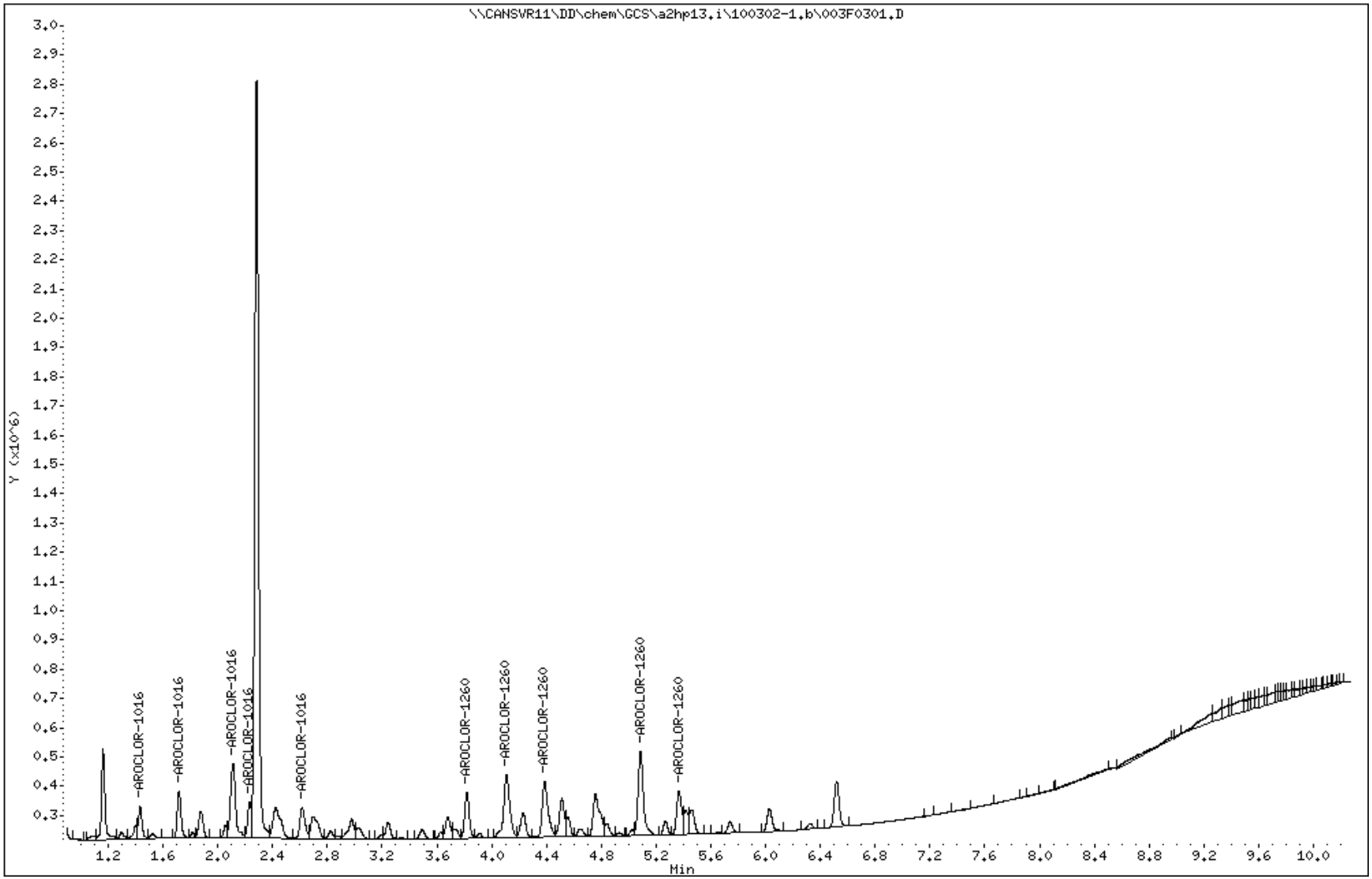

Data File Name: 003F0301.D
Inj. Date and Time: 02-MAR-2010 09:10
Instrument ID: a2hp13.i
Client ID:
Compound Name: AROCLOR-1016
CAS #: 12674-11-2
Report Date: 03/03/2010

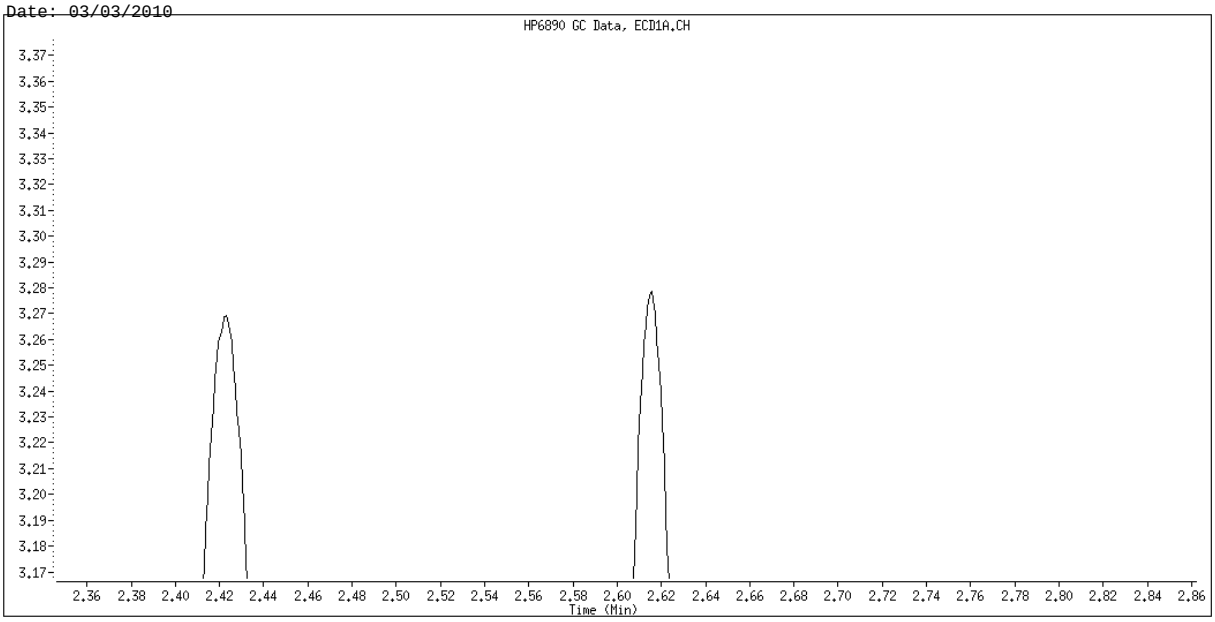

Original Integration

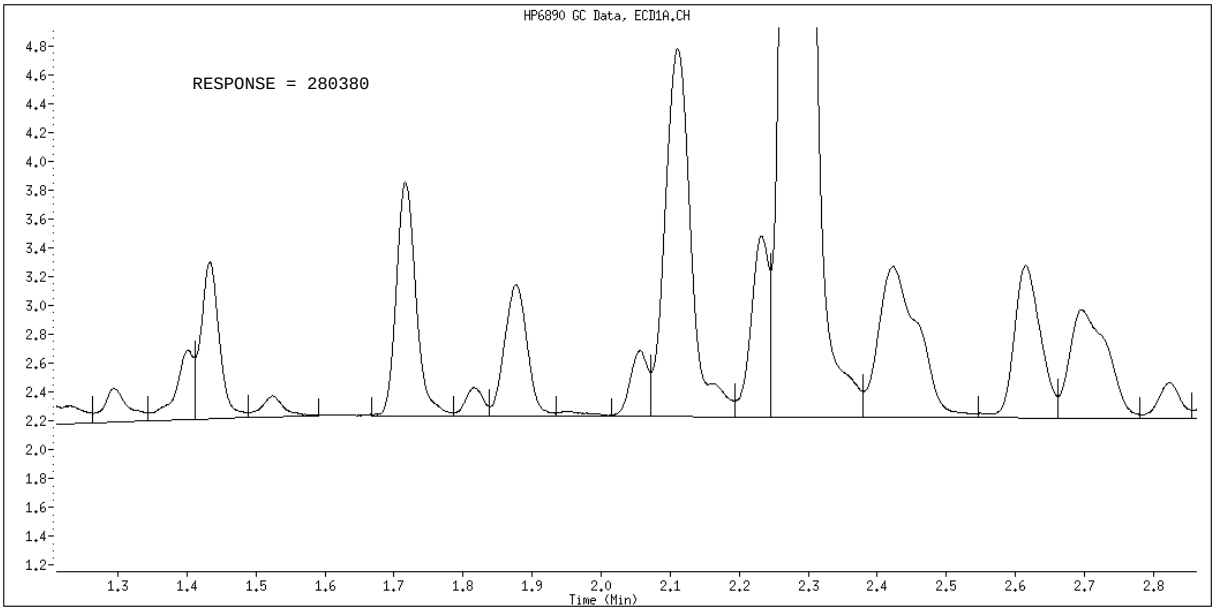

Manual Integration

Manually Integrated By: hassl
Manual Integration Reason: Analyte not Identified by the Data System

Data File: \\CANSVR11\dd\chem\GCS\a2hp13.i\100302-1.b\023F2301.D
Report Date: 02-Mar-2010 16:47

TestAmerica North Canton

CONTINUING CALIBRATION COMPOUNDS

Instrument ID: a2hp13.i Injection Date: 02-MAR-2010 16:36
Lab File ID: 023F2301.D Init. Cal. Date(s): 08-FEB-2010 09-FEB-2010
Analysis Type: Init. Cal. Times: 16:06 02:22
Lab Sample ID: E009 Quant Type: ESTD
Method: \\CANSVR11\dd\chem\GCS\a2hp13.i\100302-1.b\PCB13.m

COMPOUND	RRF / AMOUNT	RF0.500	MIN RRF	%D / %DRIFT	MAX %D / %DRIFT	CURVE TYPE
$ 1 TCMX	124233510	131643480	0.010	-5.96455	15.00000	Averaged
3 AROCLOR-1016(1)	3556491	3973532	0.010	-11.72621	15.00000	Averaged
(2)	6154428	6112444	0.010	0.68218	15.00000	Averaged
(3)	12978864	13437920	0.010	-3.53695	15.00000	Averaged
(4)	5325964	5499512	0.010	-3.25853	15.00000	Averaged
(5)	5303493	5430590	0.010	-2.39648	15.00000	Averaged
8 AROCLOR-1260(1)	3018333	3004348	0.010	0.46332	15.00000	Averaged
(2)	4226485	4208864	0.010	0.41693	15.00000	Averaged
(3)	3850847	3830298	0.010	0.53362	15.00000	Averaged
(4)	5757318	5926538	0.010	-2.93922	15.00000	Averaged
(5)	3066451	3126638	0.010	-1.96277	15.00000	Averaged
$ 9 DCB	55471757	60865360	0.010	-9.72315	15.00000	Averaged

TestAmerica North Canton

PCB 8082/608

Data file : \\CANSVR11\dd\chem\GCS\a2hp13.i\100302-1.b\023F2301.D
Lab Smp Id: E009
Inj Date : 02-MAR-2010 16:36
Operator : Inst ID: a2hp13.i
Smp Info : E009,,2
Misc Info : 12-AR1660TD.SUB
Comment :
Method : \\CANSVR11\dd\chem\GCS\a2hp13.i\100302-1.b\PCB13.m
Meth Date : 02-Mar-2010 16:47 Quant Type: ESTD
Cal Date : 09-FEB-2010 02:07 Cal File: 042F4201.D
Als bottle: 23 Continuing Calibration Sample
Dil Factor: 1.00000
Integrator: Falcon Compound Sublist: 12-AR1660TD.SUB
Target Version: 4.14 Sample Matrix: None
Processing Host: CANSVR11

RT	EXP RT	DLT RT	RESPONSE	AMOUNTS CAL-AMT (ng)	ON-COL (ng)	TARGET RANGE	RATIO
$ 1 TCMX					CAS #: 877-09-8		
1.161	1.161	0.000	3291087	0.02500	0.02649		
3 AROCLOR-1016					CAS #: 12674-11-2		
1.432	1.432	0.000	1986766	0.50000	0.5586	80.00- 120.00	100.00
1.716	1.716	0.000	3056222	0.50000	0.4966	115.37- 192.29	153.83
2.110	2.110	0.000	6718960	0.50000	0.5177	253.64- 422.73	338.19
2.232	2.232	0.000	2749756	0.50000	0.5163	103.80- 173.00	138.40
2.615	2.615	0.000	2715295	0.50000	0.5120	102.50- 170.84	136.67
	Average of Peak Amounts =				0.52024		
8 AROCLOR-1260					CAS #: 11096-82-5		
3.820	3.820	0.000	1502174	0.50000	0.4977	80.00- 120.00	100.00
4.109	4.109	0.000	2104432	0.50000	0.4979	105.07- 175.12	140.09
4.387	4.387	0.000	1915149	0.50000	0.4973	95.62- 159.36	127.49
5.087	5.087	0.000	2963269	0.50000	0.5147	147.95- 246.58	197.27
5.369	5.369	0.000	1563319	0.50000	0.5098	78.05- 130.09	104.07
	Average of Peak Amounts =				0.50348		
$ 9 DCB					CAS #: 2051-24-3		
6.518	6.518	0.000	1521634	0.02500	0.02743		

Data File: \\CANSVR11\DD\chem\GCS\a2hp13.i\100302-1.b\023F2301.D
Date : 02-MAR-2010 16:36
Client ID:
Sample Info: E009,,2

Instrument: a2hp13.i
Operator:
Column diameter: 0.53

Column phase: restek pest clpI

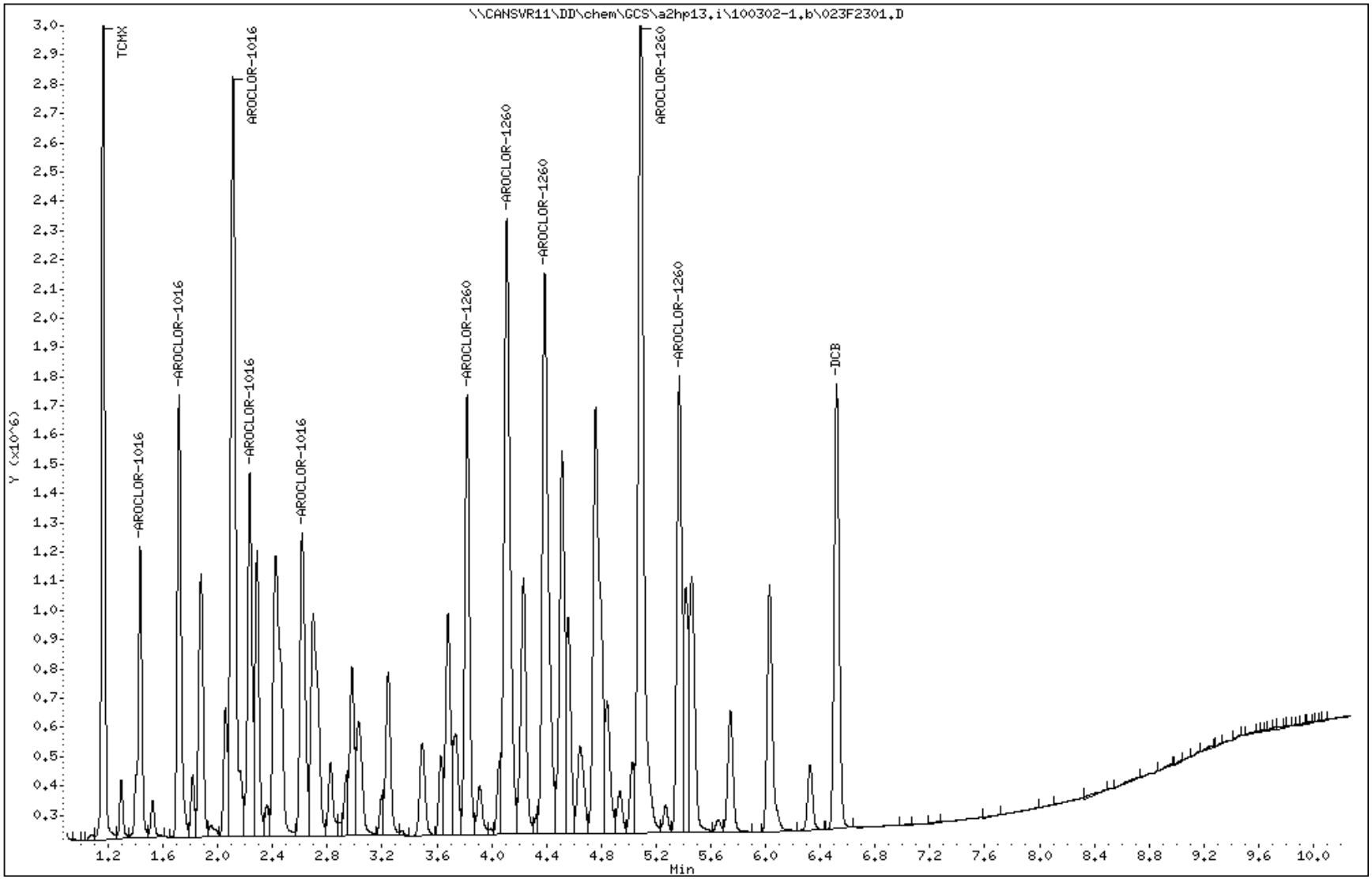

Data File: \\CANSVR11\DD\chem\GCS\a2hp13.i\100302-1.b\033F3301.D
Report Date: 03-Mar-2010 08:40

TestAmerica North Canton

CONTINUING CALIBRATION COMPOUNDS

Instrument ID: a2hp13.i Injection Date: 02-MAR-2010 19:05
Lab File ID: 033F3301.D Init. Cal. Date(s): 08-FEB-2010 09-FEB-2010
Analysis Type: Init. Cal. Times: 16:06 02:22
Lab Sample ID: E009 Quant Type: ESTD
Method: \\CANSVR11\dd\chem\GCS\a2hp13.i\100302-1.b\PCB13.m

COMPOUND	RRF / AMOUNT	RF0.500	MIN RRF	%D / %DRIFT	MAX %D / %DRIFT	CURVE TYPE
$ 1 TCMX	124233510	137824280	0.010	-10.93970	15.00000	Averaged
3 AROCLOR-1016(1)	3556491	3394264	0.010	4.56142	15.00000	Averaged
(2)	6154428	6137260	0.010	0.27896	15.00000	Averaged
(3)	12978864	13839132	0.010	-6.62823	15.00000	Averaged
(4)	5325964	5599528	0.010	-5.13643	15.00000	Averaged
(5)	5303493	5514598	0.010	-3.98050	15.00000	Averaged
8 AROCLOR-1260(1)	3018333	3094778	0.010	-2.53270	15.00000	Averaged
(2)	4226485	4321810	0.010	-2.25541	15.00000	Averaged
(3)	3850847	3936302	0.010	-2.21913	15.00000	Averaged
(4)	5757318	5949496	0.010	-3.33799	15.00000	Averaged
(5)	3066451	3010100	0.010	1.83765	15.00000	Averaged
$ 9 DCB	55471757	55267280	0.010	0.36861	15.00000	Averaged

Data File: \\CANSVR11\DD\chem\GCS\a2hp13.i\100302-1.b\033F3301.D
Report Date: 03-Mar-2010 08:40

TestAmerica North Canton

PCB 8082/608

Data file : \\CANSVR11\DD\chem\GCS\a2hp13.i\100302-1.b\033F3301.D
Lab Smp Id: E009
Inj Date : 02-MAR-2010 19:05
Operator : Inst ID: a2hp13.i
Smp Info : E009,,2
Misc Info : 12-AR1660TD.SUB
Comment :
Method : \\CANSVR11\dd\chem\GCS\a2hp13.i\100302-1.b\PCB13.m
Meth Date : 02-Mar-2010 19:16 Quant Type: ESTD
Cal Date : 09-FEB-2010 02:07 Cal File: 042F4201.D
Als bottle: 33 Continuing Calibration Sample
Dil Factor: 1.00000
Integrator: Falcon Compound Sublist: 12-AR1660TD.SUB
Target Version: 4.14 Sample Matrix: None
Processing Host: CANSVR11

				AMOUNTS			
				CAL-AMT	ON-COL		
RT	EXP RT	DLT RT	RESPONSE	(ng)	(ng)	TARGET RANGE	RATIO
$ 1 TCMX					CAS #: 877-09-8		
1.162	1.162	0.000	3445607	0.02500	0.02773		
3 AROCLOR-1016					CAS #: 12674-11-2		
1.433	1.433	0.000	1697132	0.50000	0.4772	80.00- 120.00	100.00(M)
1.717	1.717	0.000	3068630	0.50000	0.4986	135.61- 226.02	180.81
2.112	2.112	0.000	6919566	0.50000	0.5331	305.79- 509.65	407.72
2.233	2.233	0.000	2799764	0.50000	0.5257	123.73- 206.21	164.97
2.617	2.617	0.000	2757299	0.50000	0.5199	121.85- 203.09	162.47
	Average of Peak Amounts =				0.51090		
8 AROCLOR-1260					CAS #: 11096-82-5		
3.821	3.821	0.000	1547389	0.50000	0.5127	80.00- 120.00	100.00(M)
4.111	4.111	0.000	2160905	0.50000	0.5113	104.74- 174.56	139.65
4.388	4.388	0.000	1968151	0.50000	0.5111	95.39- 158.99	127.19
5.090	5.090	0.000	2974748	0.50000	0.5167	144.18- 240.30	192.24
5.371	5.371	0.000	1505050	0.50000	0.4908	72.95- 121.58	97.26
	Average of Peak Amounts =				0.50852		
$ 9 DCB					CAS #: 2051-24-3		
6.518	6.518	0.000	1381682	0.02500	0.02491		

QC Flag Legend

M - Compound response manually integrated.

Data File: \\CANSVR11\DD\chem\GCS\a2hp13.i\100302-1.b\033F3301.D
Date : 02-MAR-2010 19:05
Client ID:
Sample Info: E009,,2

Instrument: a2hp13.i
Operator:
Column diameter: 0.53

Column phase: restek pest clpI

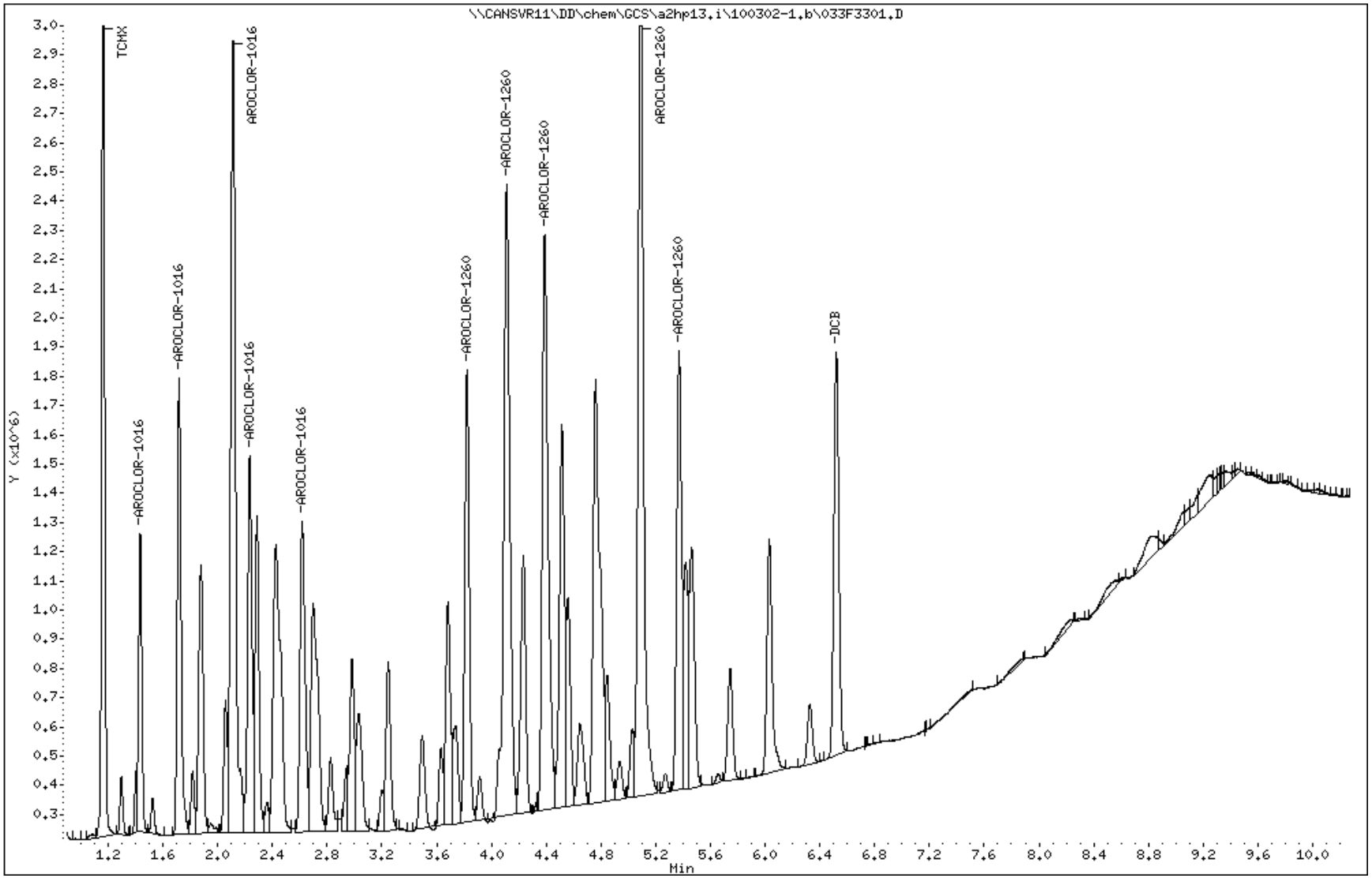

Data File Name: 033F3301.D
Inj. Date and Time: 02-MAR-2010 19:05
Instrument ID: a2hp13.i
Client ID:
Compound Name: AROCLOR-1016
CAS #: 12674-11-2
Report Date: 03/03/2010

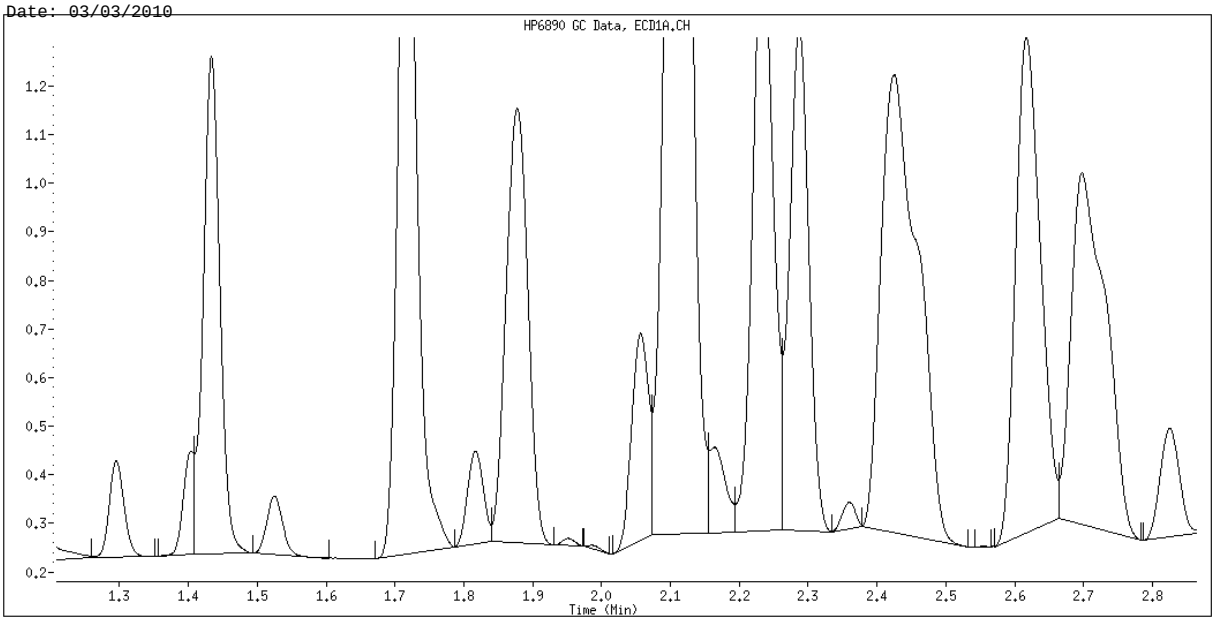

Original Integration

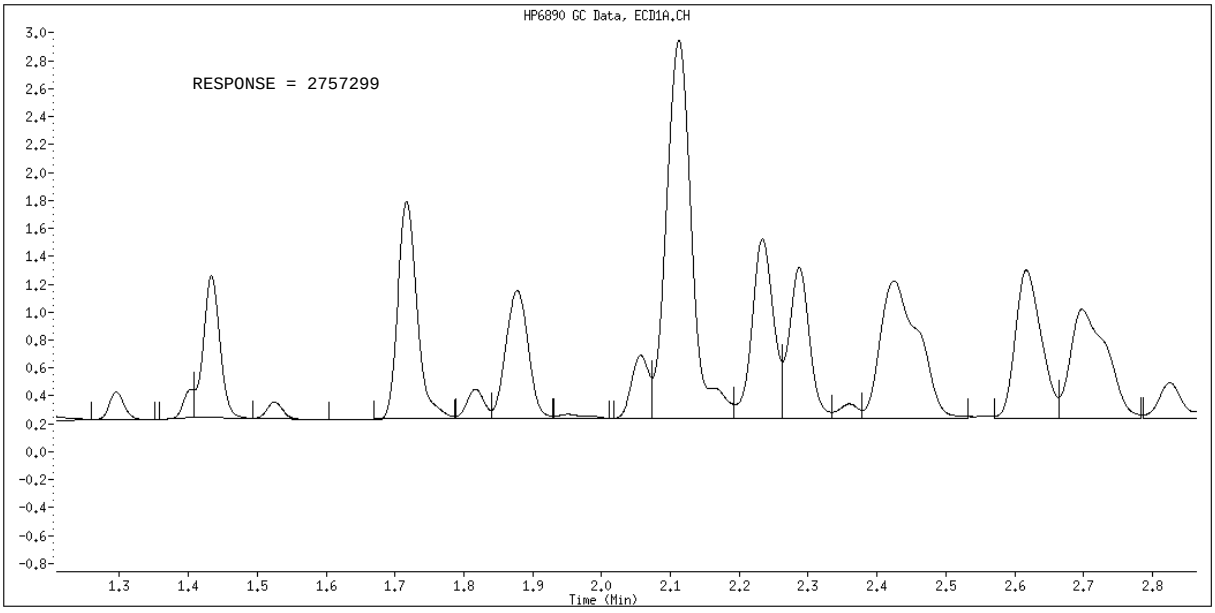

Manual Integration

Manually Integrated By: hassl
Manual Integration Reason: Baseline Event

Data File Name: 033F3301.D
Inj. Date and Time: 02-MAR-2010 19:05
Instrument ID: a2hp13.i
Client ID:
Compound Name: AROCLOR-1260
CAS #: 11096-82-5
Report Date: 03/03/2010

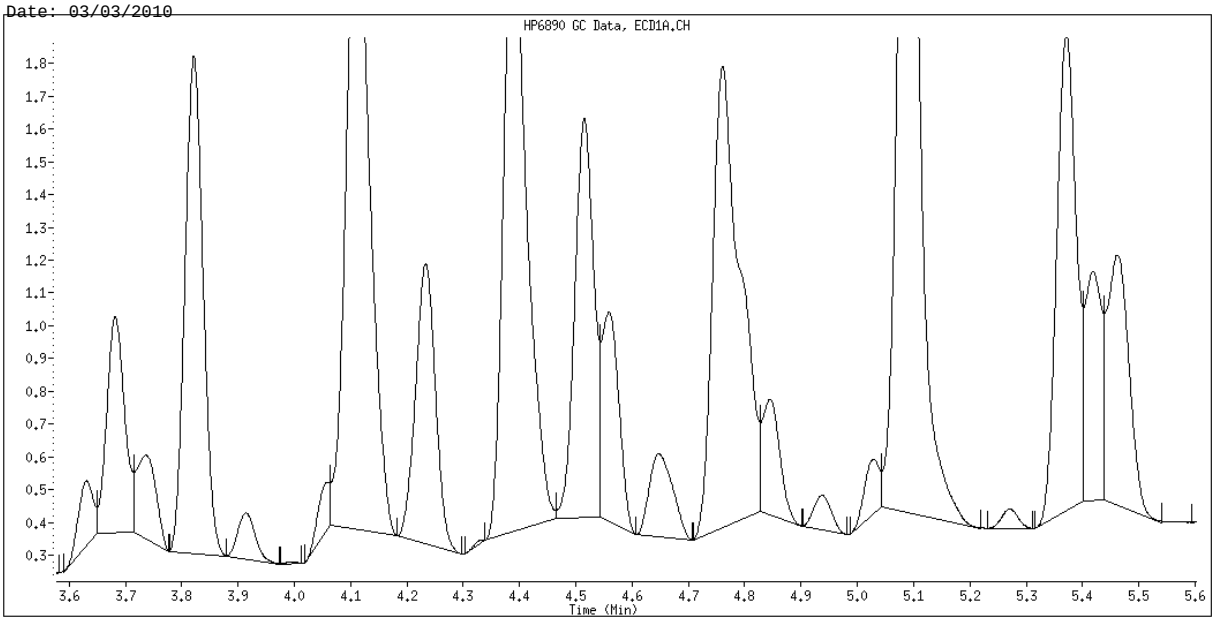

Original Integration

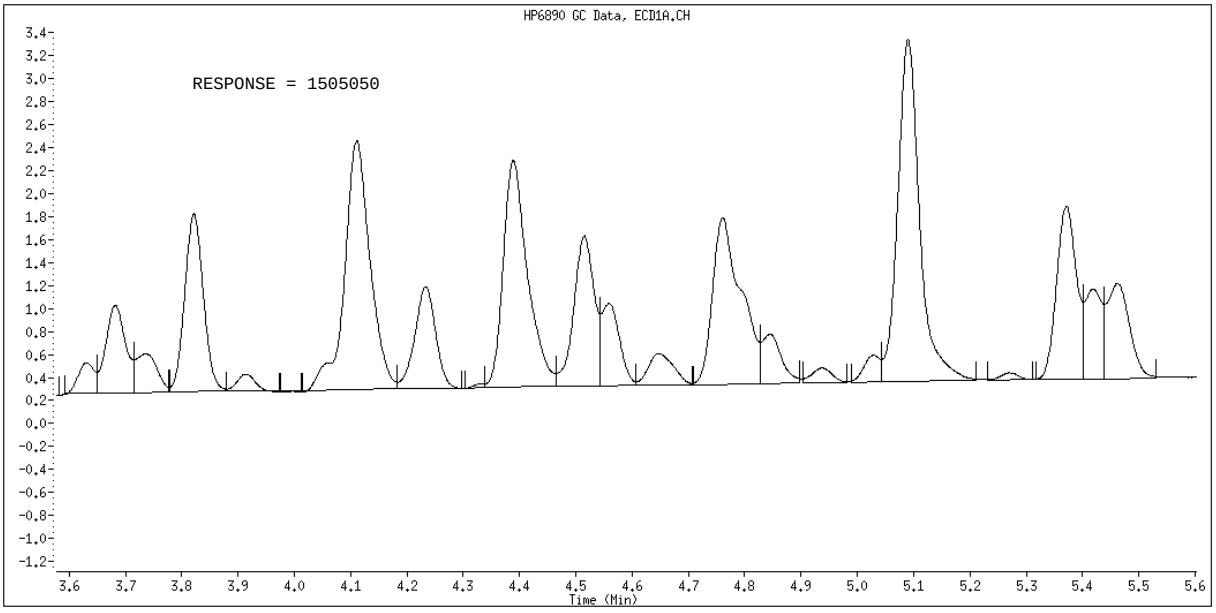

Manual Integration

Manually Integrated By: hassl
Manual Integration Reason: Baseline Event

Data File: \\CANSVR11\DD\chem\GCS\a2hp13.i\100302-1.b\034F3401.D
Report Date: 03-Mar-2010 08:43

TestAmerica North Canton

RECOVERY REPORT

Client Name: Client SDG: SDGa02149
Sample Matrix: LIQUID Fraction: SV
Lab Smp Id: MRL
Level: LOW Operator:
Data Type: GC MULTI COMP SampleType: MRL
SpikeList File: MRL.spk Quant Type: ESTD
Sublist File: 6-AR1660.sub
Method File: \\CANSVR11\DD\chem\GCS\a2hp13.i\100302-1.b\PCB13.m
Misc Info:

SPIKE COMPOUND	AMOUNT ADDED ng	AMOUNT RECOVERED ng	% RECOVERED	LIMITS
3 AROCLOR-1016	0.05000	0.05216	104.32	70-130
8 AROCLOR-1260	0.05000	0.04588	91.77	70-130

Data File: \\CANSVR11\DD\chem\GCS\a2hp13.i\100302-1.b\034F3401.D
Report Date: 03-Mar-2010 08:43

TestAmerica North Canton

PCB 8082/608

Data file : \\CANSVR11\DD\chem\GCS\a2hp13.i\100302-1.b\034F3401.D
Lab Smp Id: MRL
Inj Date : 02-MAR-2010 19:21
Operator : Inst ID: a2hp13.i
Smp Info : MRL
Misc Info :
Comment :
Method : \\CANSVR11\DD\chem\GCS\a2hp13.i\100302-1.b\PCB13.m
Meth Date : 02-Mar-2010 19:16 Quant Type: ESTD
Cal Date : 09-FEB-2010 02:07 Cal File: 042F4201.D
Als bottle: 34 QC Sample: MRL
Dil Factor: 1.00000
Integrator: Falcon Compound Sublist: 6-AR1660.sub
Target Version: 4.14 Sample Matrix: WATER
Processing Host: CANPMSV21

Concentration Formula: Amt * DF * Vt/Vo * CpndVariable

Name	Value	Description
DF	1.000	Dilution Factor
Vt	1000.000	final volume
Vo	1000.000	intitial volume
Cpnd Variable		Local Compound Variable

RT	EXP RT	DLT RT	RESPONSE	CONCENTRATIONS ON-COL (ng)	FINAL (ug/L)	TARGET RANGE	RATIO
3 AROCLOR-1016					CAS #: 12674-11-2		
1.432	1.433	-0.001	199695	0.05615	0.05615	80.00- 120.00	100.00(M)
1.716	1.717	-0.001	326004	0.05297	0.05297	135.61- 226.02	163.25
2.111	2.112	-0.001	690497	0.05320	0.05320	305.79- 509.65	345.77
2.234	2.233	0.001	211216	0.03966	0.03966	123.73- 206.21	105.77
2.616	2.617	-0.001	311954	0.05882	0.05882	121.85- 203.09	156.21
		Average of Peak Concentrations =		0.05216			
8 AROCLOR-1260					CAS #: 11096-82-5		
3.821	3.821	0.000	152529	0.05053	0.05053	80.00- 120.00	100.00(M)
4.111	4.111	0.000	200955	0.04755	0.04755	104.74- 174.56	131.75
4.389	4.388	0.001	185092	0.04807	0.04806	95.39- 158.99	121.35
5.089	5.090	-0.001	278482	0.04837	0.04837	144.18- 240.30	182.58
5.371	5.371	0.000	107047	0.03491	0.03491	72.95- 121.58	70.18
		Average of Peak Concentrations =		0.04588			

QC Flag Legend

M - Compound response manually integrated.

2590

Data File: \\CANSVR11\DD\chem\GCS\a2hp13.i\100302-1.b\034F3401.D
Date : 02-MAR-2010 19:21
Client ID:
Instrument: a2hp13.i
Sample Info: MRL
Purge Volume: 1000.0
Operator:
Column phase: restek pest clpI
Column diameter: 0.53

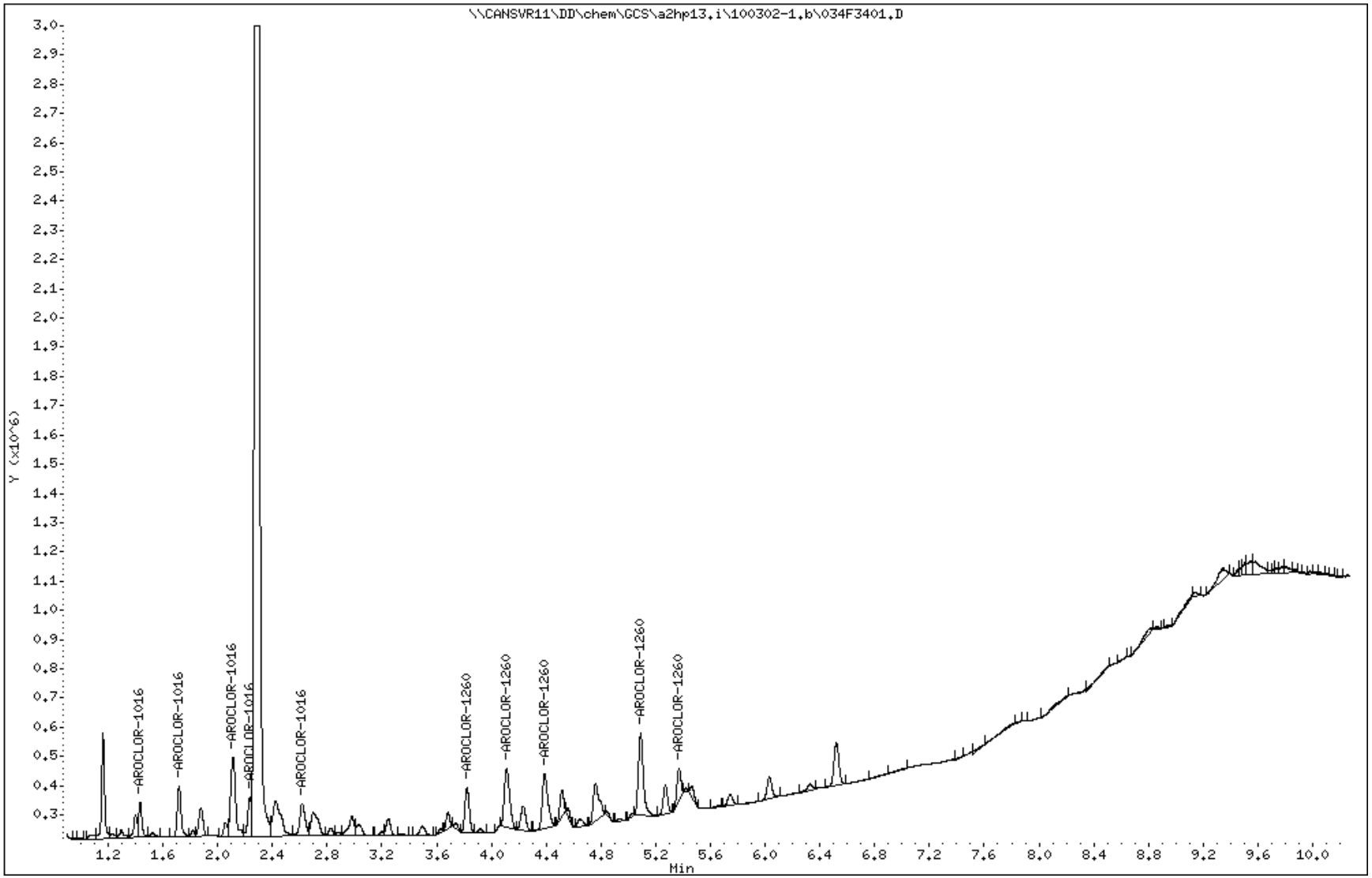

North Canton

Data File Name: 034F3401.D
Inj. Date and Time: 02-MAR-2010 19:21
Instrument ID: a2hp13.i
Client ID:
Compound Name: AROCLOR-1016
CAS #: 12674-11-2
Report Date: 03/03/2010

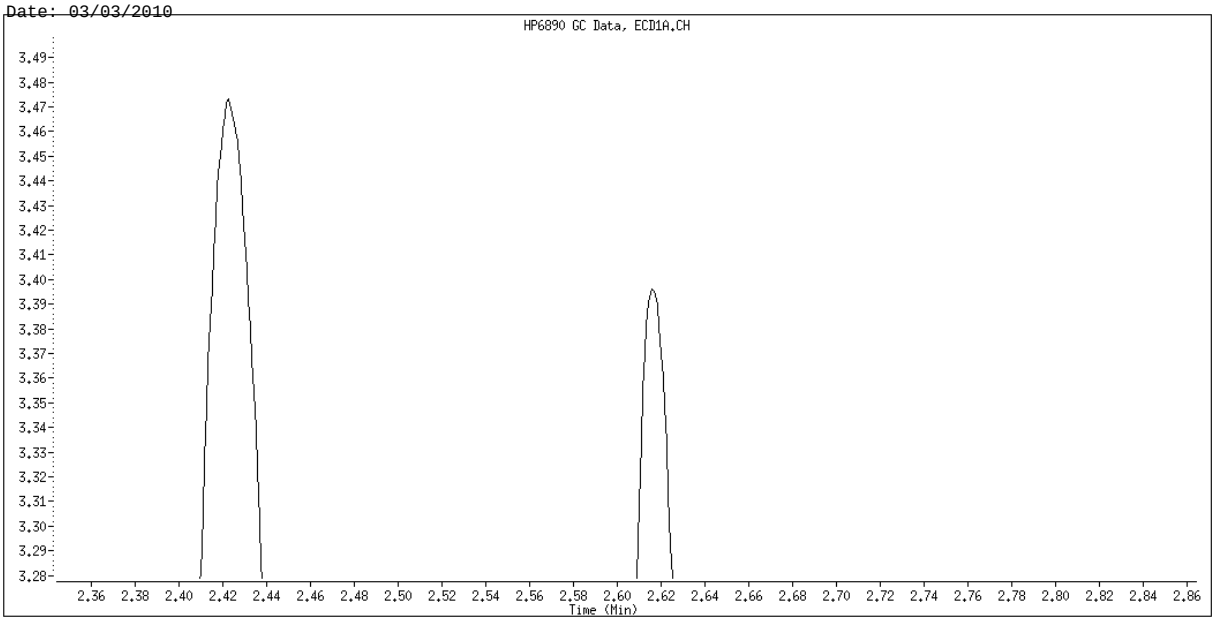

Original Integration

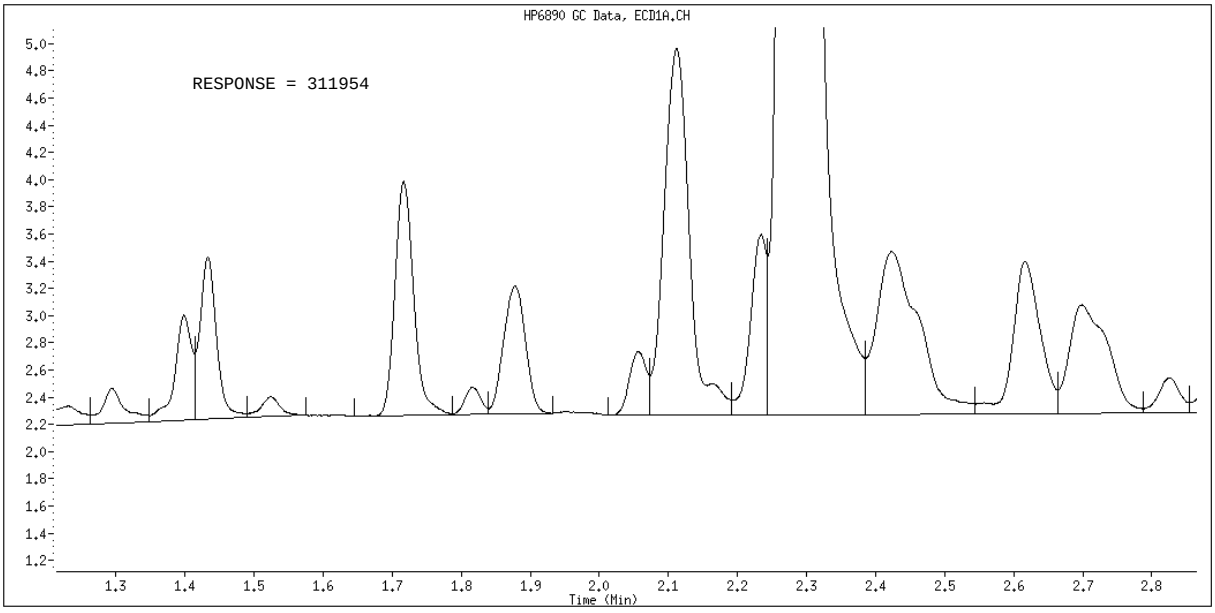

Manual Integration

Manually Integrated By: hassl
Manual Integration Reason: Analyte not Identified by the Data System

Data File Name: 034F3401.D
Inj. Date and Time: 02-MAR-2010 19:21
Instrument ID: a2hp13.i
Client ID:
Compound Name: AROCLOR-1260
CAS #: 11096-82-5
Report Date: 03/03/2010

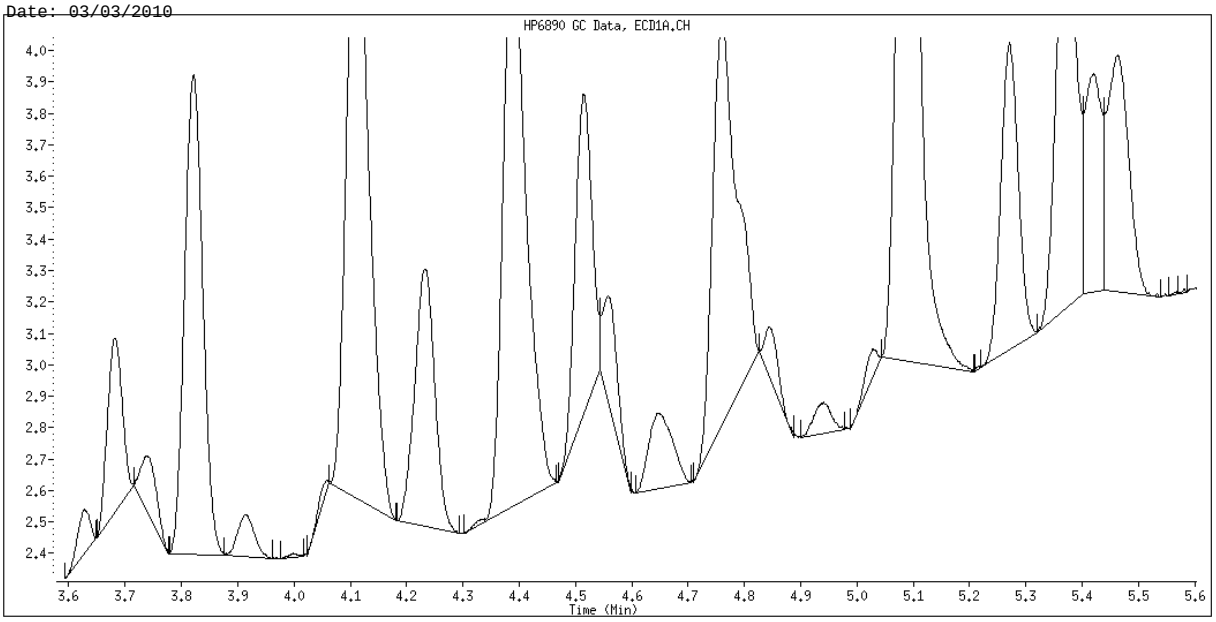

Original Integration

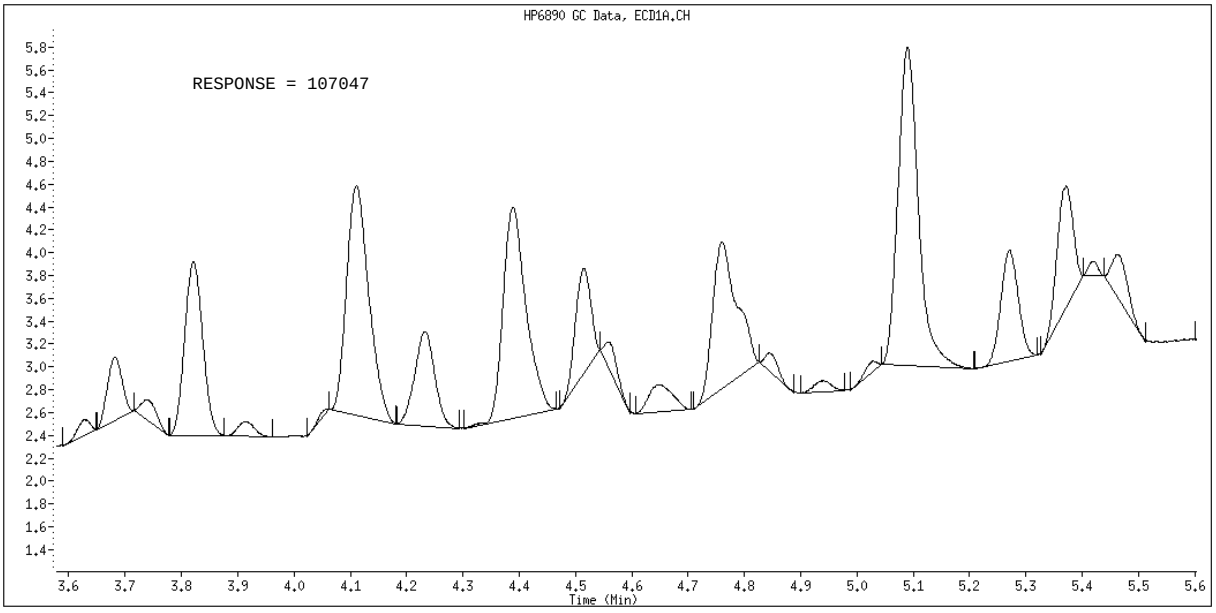

Manual Integration

Manually Integrated By: hassl
Manual Integration Reason: Analyte not Identified by the Data System

FORM 8
SEMIVOLATILE ANALYTICAL SEQUENCE

Lab Name: NORTH CANTON Contract:

Lab Code: TALCAN Case No.: SAS No.: SDG No.: A0B240490

GC Column: RESTEK PEST CLPI ID: 0.53 (mm) Init. Calib. Date(s): 02/08/10 02/09/10

Instrument ID: A2HP13

THE ANALYTICAL SEQUENCE OF PERFORMANCE EVALUATION MIXTURES, BLANKS, SAMPLES, AND STANDARDS IS GIVEN BELOW:

MEAN SURROGATE RT FROM INITIAL CALIBRATION
S1 : 1.16 S2 : 6.52

	CLIENT SAMPLE NO.	LAB SAMPLE ID	DATE ANALYZED	TIME ANALYZED	S1 RT #	S2 RT #
01		1660	03/05/10	0715	1.16	6.52
02		MRL	03/05/10	0731		
03	B12SB-028-50	LV2D52AR	03/05/10	0900	1.16	6.52
04		E009	03/05/10	1028	1.16	6.52
05		MRL	03/05/10	1043		
06						
07						
08						
09						
10						
11						
12						
13						
14						
15						
16						
17						
18						
19						
20						
21						
22						
23						
24						
25						
26						
27						
28						
29						
30						
31						
32						

QC LIMITS
S1 = TCMX (+/- 0.10 MINUTES)
S2 = DCB (+/- 0.10 MINUTES)

Column used to flag retention time values with an asterisk.
* Values outside of QC limits.

Report Date: 23-Mar-2010 11:26

Calibration History

Method : \\CANSVR11\DD\chem\GCS\a2hp13.i\100305-1.b\PCB13.m
Start Cal Date: 08-FEB-2010 16:06
End Cal Date : 09-FEB-2010 02:22
Last Cal Level: 5
Last Cal Type : Continuing Calibration

Initial Calibration

Injection Date	Sublist	Calibration File
Cal Level: 1 , Cal Amount: 0.05000		
09-FEB-2010 01:06	14-AR1268	\\CANSVR11\DD\chem\GCS\a2hp13.i\100208IC-1.b\038F3801.D
08-FEB-2010 23:37	13-AR1262	\\CANSVR11\DD\chem\GCS\a2hp13.i\100208IC-1.b\032F3201.D
08-FEB-2010 22:07	12-AR1660TD	\\CANSVR11\DD\chem\GCS\a2hp13.i\100208IC-1.b\026F2601.D
08-FEB-2010 20:36	9-AR2154	\\CANSVR11\DD\chem\GCS\a2hp13.i\100208IC-1.b\020F2001.D
08-FEB-2010 19:06	3-AR1248	\\CANSVR11\DD\chem\GCS\a2hp13.i\100208IC-1.b\014F1401.D
08-FEB-2010 17:37	2-AR1242	\\CANSVR11\DD\chem\GCS\a2hp13.i\100208IC-1.b\008F0801.D
08-FEB-2010 16:06	1-AR1232	\\CANSVR11\DD\chem\GCS\a2hp13.i\100208IC-1.b\002F0201.D
Cal Level: 2 , Cal Amount: 0.10000		
09-FEB-2010 01:21	14-AR1268	\\CANSVR11\DD\chem\GCS\a2hp13.i\100208IC-1.b\039F3901.D
08-FEB-2010 23:52	13-AR1262	\\CANSVR11\DD\chem\GCS\a2hp13.i\100208IC-1.b\033F3301.D
08-FEB-2010 22:21	12-AR1660TD	\\CANSVR11\DD\chem\GCS\a2hp13.i\100208IC-1.b\027F2701.D
08-FEB-2010 20:52	9-AR2154	\\CANSVR11\DD\chem\GCS\a2hp13.i\100208IC-1.b\021F2101.D
08-FEB-2010 19:21	3-AR1248	\\CANSVR11\DD\chem\GCS\a2hp13.i\100208IC-1.b\015F1501.D
08-FEB-2010 17:51	2-AR1242	\\CANSVR11\DD\chem\GCS\a2hp13.i\100208IC-1.b\009F0901.D
08-FEB-2010 16:21	1-AR1232	\\CANSVR11\DD\chem\GCS\a2hp13.i\100208IC-1.b\003F0301.D
Cal Level: 3 , Cal Amount: 0.20000		
09-FEB-2010 01:37	14-AR1268	\\CANSVR11\DD\chem\GCS\a2hp13.i\100208IC-1.b\040F4001.D
09-FEB-2010 00:06	13-AR1262	\\CANSVR11\DD\chem\GCS\a2hp13.i\100208IC-1.b\034F3401.D
08-FEB-2010 22:36	12-AR1660TD	\\CANSVR11\DD\chem\GCS\a2hp13.i\100208IC-1.b\028F2801.D
08-FEB-2010 21:07	9-AR2154	\\CANSVR11\DD\chem\GCS\a2hp13.i\100208IC-1.b\022F2201.D
08-FEB-2010 19:36	3-AR1248	\\CANSVR11\DD\chem\GCS\a2hp13.i\100208IC-1.b\016F1601.D

08-FEB-2010 18:06	2-AR1242	\\CANSVR11\DD\chem\GCS\a2hp13.i\100208IC-1.b\010F1001.D
08-FEB-2010 16:36	1-AR1232	\\CANSVR11\DD\chem\GCS\a2hp13.i\100208IC-1.b\004F0401.D

Cal Level: 4 , Cal Amount: 0.50000		
09-FEB-2010 01:52	14-AR1268	\\CANSVR11\DD\chem\GCS\a2hp13.i\100208IC-1.b\041F4101.D
09-FEB-2010 00:21	13-AR1262	\\CANSVR11\DD\chem\GCS\a2hp13.i\100208IC-1.b\035F3501.D
08-FEB-2010 22:52	12-AR1660TD	\\CANSVR11\DD\chem\GCS\a2hp13.i\100208IC-1.b\029F2901.D
08-FEB-2010 21:21	9-AR2154	\\CANSVR11\DD\chem\GCS\a2hp13.i\100208IC-1.b\023F2301.D
08-FEB-2010 19:51	3-AR1248	\\CANSVR11\DD\chem\GCS\a2hp13.i\100208IC-1.b\017F1701.D
08-FEB-2010 18:22	2-AR1242	\\CANSVR11\DD\chem\GCS\a2hp13.i\100208IC-1.b\011F1101.D
08-FEB-2010 16:51	1-AR1232	\\CANSVR11\DD\chem\GCS\a2hp13.i\100208IC-1.b\005F0501.D

Cal Level: 5 , Cal Amount: 1.00000		
09-FEB-2010 02:07	14-AR1268	\\CANSVR11\DD\chem\GCS\a2hp13.i\100208IC-1.b\042F4201.D
09-FEB-2010 00:36	13-AR1262	\\CANSVR11\DD\chem\GCS\a2hp13.i\100208IC-1.b\036F3601.D
08-FEB-2010 23:07	12-AR1660TD	\\CANSVR11\DD\chem\GCS\a2hp13.i\100208IC-1.b\030F3001.D
08-FEB-2010 21:36	9-AR2154	\\CANSVR11\DD\chem\GCS\a2hp13.i\100208IC-1.b\024F2401.D
08-FEB-2010 20:07	3-AR1248	\\CANSVR11\DD\chem\GCS\a2hp13.i\100208IC-1.b\018F1801.D
08-FEB-2010 18:37	2-AR1242	\\CANSVR11\DD\chem\GCS\a2hp13.i\100208IC-1.b\012F1201.D
08-FEB-2010 17:06	1-AR1232	\\CANSVR11\DD\chem\GCS\a2hp13.i\100208IC-1.b\006F0601.D

Cal Level: 6 , Cal Amount: 2.00000		
09-FEB-2010 02:22	14-AR1268	\\CANSVR11\DD\chem\GCS\a2hp13.i\100208IC-1.b\043F4301.D
09-FEB-2010 00:51	13-AR1262	\\CANSVR11\DD\chem\GCS\a2hp13.i\100208IC-1.b\037F3701.D
08-FEB-2010 23:21	12-AR1660TD	\\CANSVR11\DD\chem\GCS\a2hp13.i\100208IC-1.b\031F3101.D
08-FEB-2010 21:52	9-AR2154	\\CANSVR11\DD\chem\GCS\a2hp13.i\100208IC-1.b\025F2501.D
08-FEB-2010 20:22	3-AR1248	\\CANSVR11\DD\chem\GCS\a2hp13.i\100208IC-1.b\019F1901.D
08-FEB-2010 18:51	2-AR1242	\\CANSVR11\DD\chem\GCS\a2hp13.i\100208IC-1.b\013F1301.D
08-FEB-2010 17:22	1-AR1232	\\CANSVR11\DD\chem\GCS\a2hp13.i\100208IC-1.b\007F0701.D

Continuing Calibration
Ccal Level Mode: GLOBAL LEVEL 4

05-MAR-2010 19:24	12-AR1660TD	\\CANSVR11\dd\chem\GCS\a2hp13.i\100305-1.b\051F5101.D
05-MAR-2010 16:39	12-AR1660TD	\\CANSVR11\dd\chem\GCS\a2hp13.i\100305-1.b\040F4001.D
05-MAR-2010 14:40	12-AR1660TD	\\CANSVR11\dd\chem\GCS\a2hp13.i\100305-1.b\032F3201.D
05-MAR-2010 13:12	12-AR1660TD	\\CANSVR11\dd\chem\GCS\a2hp13.i\100305-1.b\026F2601.D
05-MAR-2010 10:28	12-AR1660TD	\\CANSVR11\dd\chem\GCS\a2hp13.i\100305-1.b\015F1501.D
05-MAR-2010 08:30	all	\\CANSVR11\dd\chem\GCS\a2hp13.i\100305-1.b\007F0701.D
05-MAR-2010 08:15	3-AR1248	\\CANSVR11\dd\chem\GCS\a2hp13.i\100305-1.b\006F0601.D
05-MAR-2010 08:00	2-AR1242	\\CANSVR11\dd\chem\GCS\a2hp13.i\100305-1.b\005F0501.D
05-MAR-2010 07:45	1-AR1232	\\CANSVR11\dd\chem\GCS\a2hp13.i\100305-1.b\004F0401.D
05-MAR-2010 07:15	12-AR1660TD	\\CANSVR11\dd\chem\GCS\a2hp13.i\100305-1.b\002F0201.D

Data File: \\CANSVR11\dd\chem\GCS\a2hp13.i\100305-1.b\002F0201.D
Report Date: 05-Mar-2010 07:23

TestAmerica North Canton

CONTINUING CALIBRATION COMPOUNDS

Instrument ID: a2hp13.i Injection Date: 05-MAR-2010 07:15
Lab File ID: 002F0201.D Init. Cal. Date(s): 08-FEB-2010 09-FEB-2010
Analysis Type: Init. Cal. Times: 16:06 02:22
Lab Sample ID: 1660 Quant Type: ESTD
Method: \\CANSVR11\dd\chem\GCS\a2hp13.i\100305-1.b\PCB13.m

COMPOUND	RRF / AMOUNT	RF0.500	MIN RRF	%D / %DRIFT	MAX %D / %DRIFT	CURVE TYPE
$ 1 TCMX	124233510	127335960	0.010	-2.49727	15.00000	Averaged
3 AROCLOR-1016(1)	3556491	3217804	0.010	9.52305	15.00000	Averaged
(2)	6154428	5720990	0.010	7.04270	15.00000	Averaged
(3)	12978864	12220808	0.010	5.84069	15.00000	Averaged
(4)	5325964	4721736	0.010	11.34495	15.00000	Averaged
(5)	5303493	4966328	0.010	6.35741	15.00000	Averaged
8 AROCLOR-1260(1)	3018333	2729450	0.010	9.57094	15.00000	Averaged
(2)	4226485	3788094	0.010	10.37248	15.00000	Averaged
(3)	3850847	3418906	0.010	11.21678	15.00000	Averaged
(4)	5757318	5306652	0.010	7.82770	15.00000	Averaged
(5)	3066451	2749230	0.010	10.34488	15.00000	Averaged
$ 9 DCB	55471757	55911240	0.010	-0.79227	15.00000	Averaged

TestAmerica North Canton

PCB 8082/608

Data file : \\CANSVR11\dd\chem\GCS\a2hp13.i\100305-1.b\002F0201.D
Lab Smp Id: 1660
Inj Date : 05-MAR-2010 07:15
Operator : Inst ID: a2hp13.i
Smp Info : 1660,,2 E009
Misc Info : 12-AR1660TD.SUB
Comment :
Method : \\CANSVR11\dd\chem\GCS\a2hp13.i\100305-1.b\PCB13.m
Meth Date : 05-Mar-2010 07:23 Quant Type: ESTD
Cal Date : 09-FEB-2010 02:07 Cal File: 042F4201.D
Als bottle: 2 Continuing Calibration Sample
Dil Factor: 1.00000
Integrator: Falcon Compound Sublist: 12-AR1660TD.SUB
Target Version: 4.14 Sample Matrix: None
Processing Host: CANSVR11

				AMOUNTS			
				CAL-AMT	ON-COL		
RT	EXP RT	DLT RT	RESPONSE	(ng)	(ng)	TARGET RANGE	RATIO
$ 1 TCMX					CAS #: 877-09-8		
1.160	1.160	0.000	3183399	0.02500	0.02562		
3 AROCLOR-1016					CAS #: 12674-11-2		
1.431	1.431	0.000	1608902	0.50000	0.4524	80.00- 120.00	100.00
1.714	1.714	0.000	2860495	0.50000	0.4648	133.34- 222.24	177.79
2.109	2.109	0.000	6110404	0.50000	0.4708	284.84- 474.73	379.79
2.231	2.231	0.000	2360868	0.50000	0.4433	110.05- 183.42	146.74
2.614	2.614	0.000	2483164	0.50000	0.4682	115.75- 192.92	154.34
		Average of Peak Amounts =			0.45990		
8 AROCLOR-1260					CAS #: 11096-82-5		
3.818	3.818	0.000	1364725	0.50000	0.4521	80.00- 120.00	100.00
4.106	4.106	0.000	1894047	0.50000	0.4481	104.09- 173.48	138.79
4.385	4.385	0.000	1709453	0.50000	0.4439	93.94- 156.57	125.26
5.086	5.086	0.000	2653326	0.50000	0.4609	145.82- 243.03	194.42
5.367	5.367	0.000	1374615	0.50000	0.4483	75.54- 125.91	100.72
		Average of Peak Amounts =			0.45066		
$ 9 DCB					CAS #: 2051-24-3		
6.516	6.516	0.000	1397781	0.02500	0.02520		

Data File: \\CANSVR11\DD\chem\GCS\a2hp13.i\100305-1.b\002F0201.D
Date : 05-MAR-2010 07:15
Client ID:
Sample Info: 1660,,2 E009

Instrument: a2hp13.i
Operator:
Column diameter: 0.53

Column phase: restek pest clpI

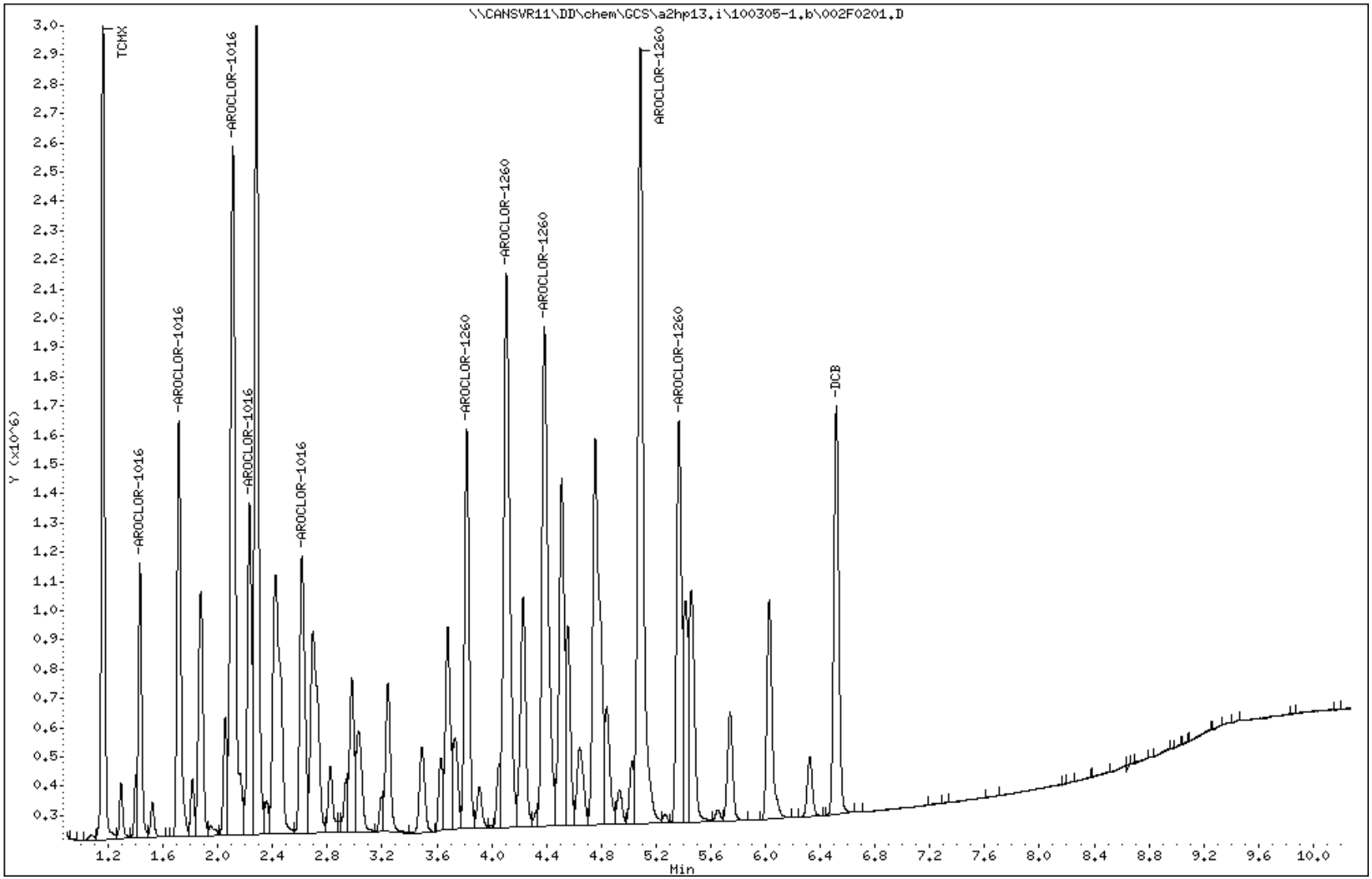

Data File: \\CANSVR11\DD\chem\GCS\a2hp13.i\100305-1.b\003F0301.D
Report Date: 05-Mar-2010 11:43

TestAmerica North Canton

RECOVERY REPORT

Client Name: Client SDG: SDGa02149
Sample Matrix: LIQUID Fraction: SV
Lab Smp Id: MRL
Level: LOW Operator:
Data Type: GC MULTI COMP SampleType: MRL
SpikeList File: MRL.spk Quant Type: ESTD
Sublist File: 6-AR1660.sub
Method File: \\CANSVR11\DD\chem\GCS\a2hp13.i\100305-1.b\PCB13.m
Misc Info:

SPIKE COMPOUND	AMOUNT ADDED ng	AMOUNT RECOVERED ng	% RECOVERED	LIMITS
3 AROCLOR-1016	0.05000	0.04741	94.82	70-130
8 AROCLOR-1260	0.05000	0.04709	94.18	70-130

Data File: \\CANSVR11\DD\chem\GCS\a2hp13.i\100305-1.b\003F0301.D
Report Date: 05-Mar-2010 11:43

TestAmerica North Canton

PCB 8082/608

Data file : \\CANSVR11\DD\chem\GCS\a2hp13.i\100305-1.b\003F0301.D
Lab Smp Id: MRL
Inj Date : 05-MAR-2010 07:31
Operator : Inst ID: a2hp13.i
Smp Info : MRL
Misc Info :
Comment :
Method : \\CANSVR11\DD\chem\GCS\a2hp13.i\100305-1.b\PCB13.m
Meth Date : 05-Mar-2010 10:36 Quant Type: ESTD
Cal Date : 09-FEB-2010 02:07 Cal File: 042F4201.D
Als bottle: 3 QC Sample: MRL
Dil Factor: 1.00000
Integrator: Falcon Compound Sublist: 6-AR1660.sub
Target Version: 4.14 Sample Matrix: WATER
Processing Host: CANPMSV21

Concentration Formula: Amt * DF * Vt/Vo * CpndVariable

Name	Value	Description
DF	1.000	Dilution Factor
Vt	1000.000	final volume
Vo	1000.000	intitial volume
Cpnd Variable		Local Compound Variable

				CONCENTRATIONS ON-COL	FINAL		
RT	EXP RT	DLT RT	RESPONSE	(ng)	(ug/L)	TARGET RANGE	RATIO
3 AROCLOR-1016					CAS #: 12674-11-2		
1.434	1.431	0.003	186583	0.05246	0.05246	80.00- 120.00	100.00
1.717	1.714	0.003	305304	0.04961	0.04961	134.70- 224.50	163.63
2.112	2.109	0.003	616915	0.04753	0.04753	289.06- 481.76	330.64
2.235	2.231	0.004	220498	0.04140	0.04140	117.49- 195.81	118.18
2.617	2.614	0.003	244175	0.04604	0.04604	115.82- 193.04	130.87
			Average of Peak Concentrations =		0.04741		
8 AROCLOR-1260					CAS #: 11096-82-5		
3.821	3.819	0.002	146564	0.04856	0.04856	80.00- 120.00	100.00
4.111	4.107	0.004	200236	0.04738	0.04738	104.67- 174.46	136.62
4.388	4.385	0.003	176382	0.04580	0.04580	95.45- 159.08	120.34
5.089	5.086	0.003	270123	0.04692	0.04692	148.06- 246.76	184.30
5.370	5.368	0.002	143455	0.04678	0.04678	77.42- 129.03	97.88
			Average of Peak Concentrations =		0.04709		

2602

Data File: \\CANSVR11\DD\chem\GCS\a2hp13.i\100305-1.b\003F0301.D
Date : 05-MAR-2010 07:31
Client ID:
Instrument: a2hp13.i
Sample Info: MRL
Purge Volume: 1000.0
Operator:
Column phase: restek pest clpI
Column diameter: 0.53

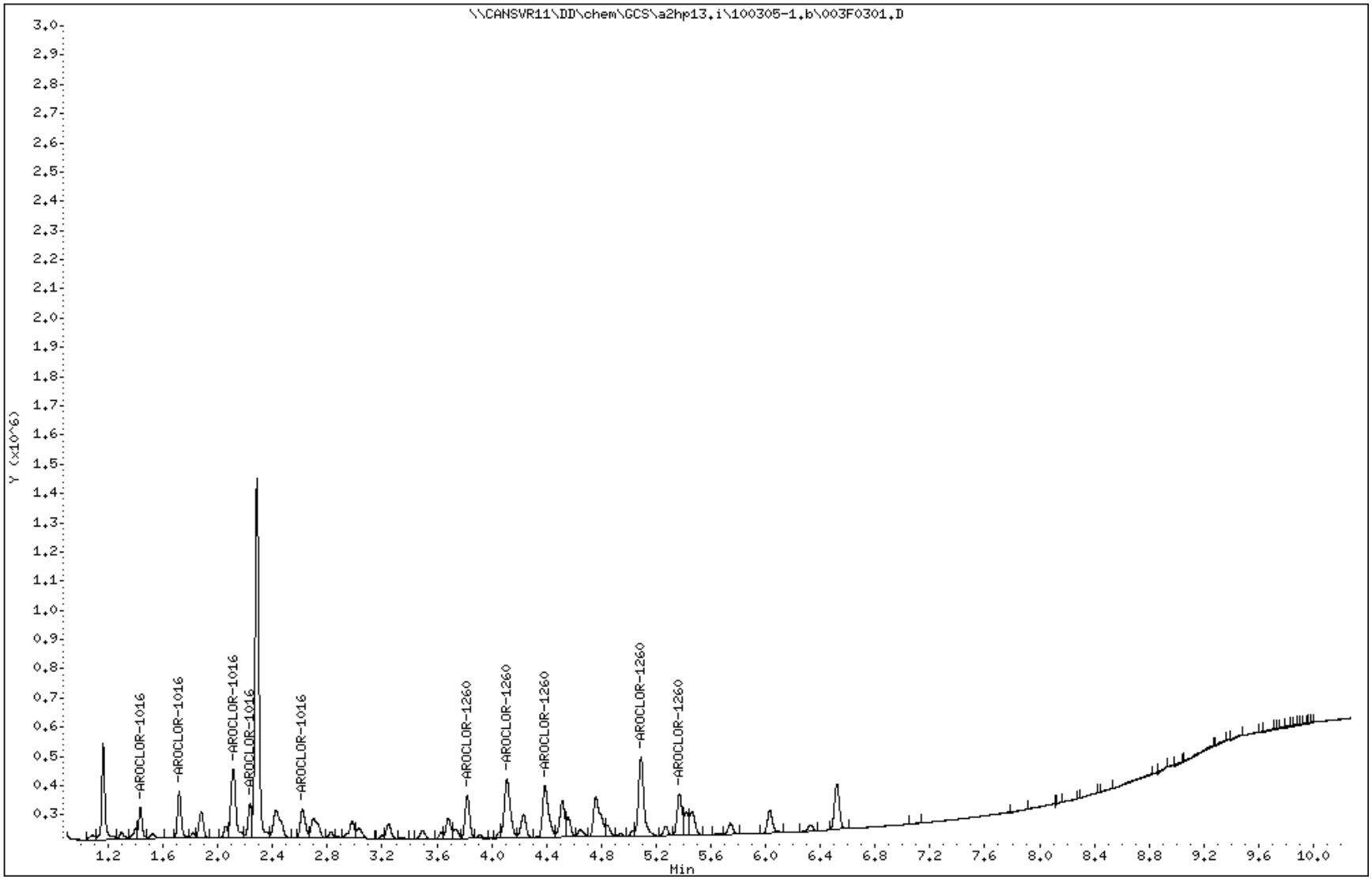

North Canton

Data File: \\CANSVR11\dd\chem\GCS\a2hp13.i\100305-1.b\015F1501.D
Report Date: 05-Mar-2010 10:36

TestAmerica North Canton

CONTINUING CALIBRATION COMPOUNDS

Instrument ID: a2hp13.i Injection Date: 05-MAR-2010 10:28
Lab File ID: 015F1501.D Init. Cal. Date(s): 08-FEB-2010 09-FEB-2010
Analysis Type: Init. Cal. Times: 16:06 02:22
Lab Sample ID: E009 Quant Type: ESTD
Method: \\CANSVR11\dd\chem\GCS\a2hp13.i\100305-1.b\PCB13.m

COMPOUND	RRF / AMOUNT	RF0.500	MIN RRF	%D / %DRIFT	MAX %D / %DRIFT	CURVE TYPE
$ 1 TCMX	124233510	128431440	0.010	-3.37906	15.00000	Averaged
3 AROCLOR-1016(1)	3556491	3161654	0.010	11.10186	15.00000	Averaged
(2)	6154428	5678448	0.010	7.73395	15.00000	Averaged
(3)	12978864	12185344	0.010	6.11394	15.00000	Averaged
(4)	5325964	4952730	0.010	7.00782	15.00000	Averaged
(5)	5303493	4882544	0.010	7.93720	15.00000	Averaged
8 AROCLOR-1260(1)	3018333	2707712	0.010	10.29113	15.00000	Averaged
(2)	4226485	3779034	0.010	10.58684	15.00000	Averaged
(3)	3850847	3445836	0.010	10.51745	15.00000	Averaged
(4)	5757318	5345210	0.010	7.15798	15.00000	Averaged
(5)	3066451	2795070	0.010	8.84999	15.00000	Averaged
$ 9 DCB	55471757	54670280	0.010	1.44484	15.00000	Averaged

TestAmerica North Canton

PCB 8082/608

Data file : \\CANSVR11\dd\chem\GCS\a2hp13.i\100305-1.b\015F1501.D
Lab Smp Id: E009
Inj Date : 05-MAR-2010 10:28
Operator : Inst ID: a2hp13.i
Smp Info : E009,,2
Misc Info : 12-AR1660TD.SUB
Comment :
Method : \\CANSVR11\dd\chem\GCS\a2hp13.i\100305-1.b\PCB13.m
Meth Date : 05-Mar-2010 10:36 Quant Type: ESTD
Cal Date : 09-FEB-2010 02:07 Cal File: 042F4201.D
Als bottle: 15 Continuing Calibration Sample
Dil Factor: 1.00000
Integrator: Falcon Compound Sublist: 12-AR1660TD.SUB
Target Version: 4.14 Sample Matrix: None
Processing Host: CANSVR11

RT	EXP RT	DLT RT	RESPONSE	AMOUNTS CAL-AMT (ng)	ON-COL (ng)	TARGET RANGE	RATIO
$ 1 TCMX					CAS #: 877-09-8		
1.161	1.161	0.000	3210786	0.02500	0.02584		
3 AROCLOR-1016					CAS #: 12674-11-2		
1.431	1.431	0.000	1580827	0.50000	0.4445	80.00- 120.00	100.00
1.714	1.714	0.000	2839224	0.50000	0.4613	134.70- 224.50	179.60
2.109	2.109	0.000	6092672	0.50000	0.4694	289.06- 481.76	385.41
2.231	2.231	0.000	2476365	0.50000	0.4650	117.49- 195.81	156.65
2.614	2.614	0.000	2441272	0.50000	0.4603	115.82- 193.04	154.43
	Average of Peak Amounts =				0.46010		
8 AROCLOR-1260					CAS #: 11096-82-5		
3.819	3.819	0.000	1353856	0.50000	0.4485	80.00- 120.00	100.00
4.107	4.107	0.000	1889517	0.50000	0.4471	104.67- 174.46	139.57
4.385	4.385	0.000	1722918	0.50000	0.4474	95.45- 159.08	127.26
5.086	5.086	0.000	2672605	0.50000	0.4642	148.06- 246.76	197.41
5.368	5.368	0.000	1397535	0.50000	0.4558	77.42- 129.03	103.23
	Average of Peak Amounts =				0.45260		
$ 9 DCB					CAS #: 2051-24-3		
6.517	6.517	0.000	1366757	0.02500	0.02464		

2605

Data File: \\CANSVR11\DD\chem\GCS\a2hp13.i\100305-1.b\015F1501.D
Date : 05-MAR-2010 10:28
Client ID:
Sample Info: E009,,2

Instrument: a2hp13.i
Operator:
Column phase: restek pest clpI
Column diameter: 0.53

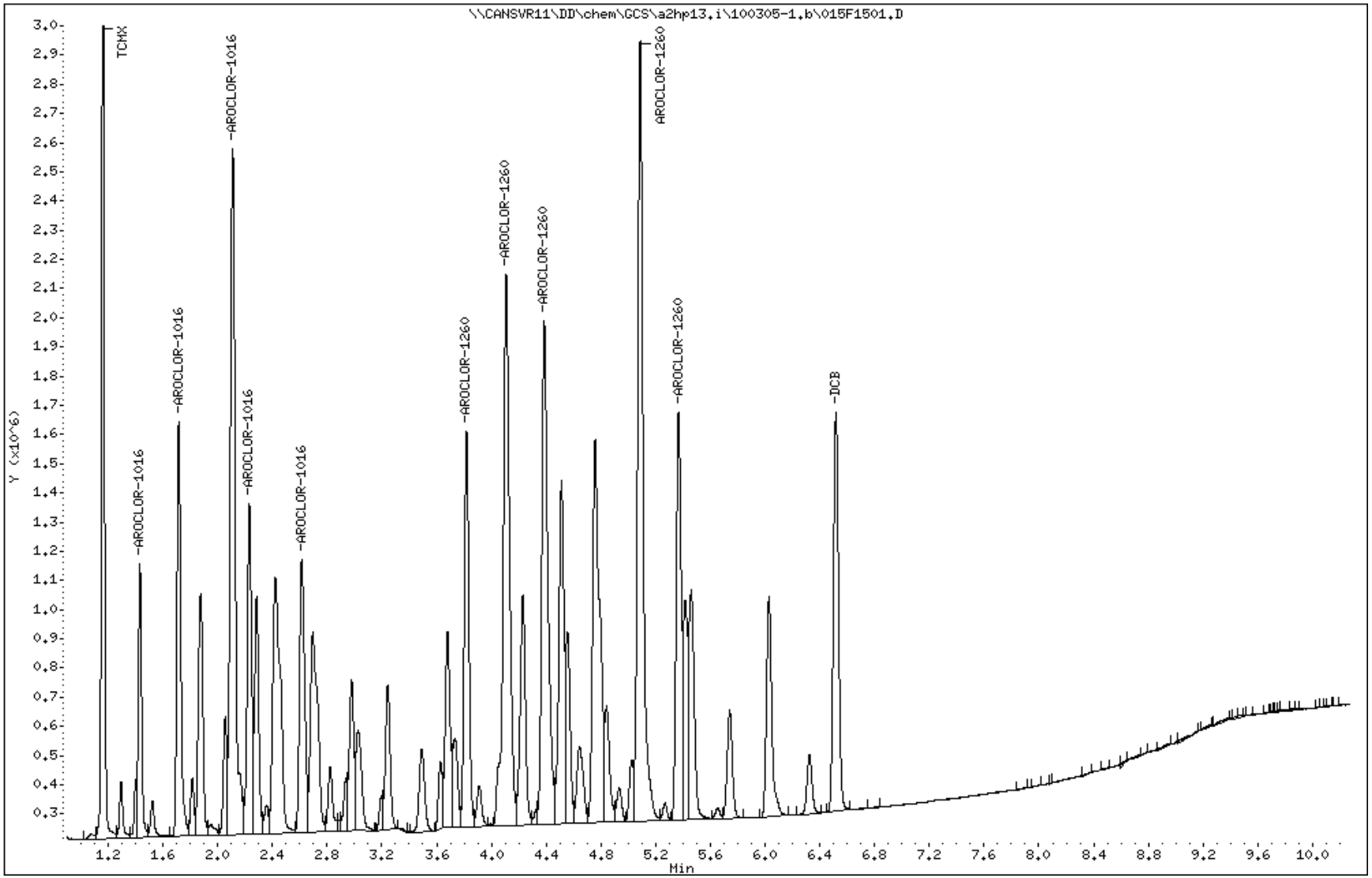

North Canton

Data File: \\CANSVR11\DD\chem\GCS\a2hp13.i\100305-1.b\016F1601.D
Report Date: 05-Mar-2010 11:43

TestAmerica North Canton

RECOVERY REPORT

Client Name: Client SDG: SDGa02149
Sample Matrix: LIQUID Fraction: SV
Lab Smp Id: MRL
Level: LOW Operator:
Data Type: GC MULTI COMP SampleType: MRL
SpikeList File: MRL.spk Quant Type: ESTD
Sublist File: 6-AR1660.sub
Method File: \\CANSVR11\DD\chem\GCS\a2hp13.i\100305-1.b\PCB13.m
Misc Info:

SPIKE COMPOUND	AMOUNT ADDED ng	AMOUNT RECOVERED ng	% RECOVERED	LIMITS
3 AROCLOR-1016	0.05000	0.04948	98.95	70-130
8 AROCLOR-1260	0.05000	0.04589	91.79	70-130

Data File: \\CANSVR11\DD\chem\GCS\a2hp13.i\100305-1.b\016F1601.D
Report Date: 05-Mar-2010 11:43

TestAmerica North Canton

PCB 8082/608

Data file : \\CANSVR11\DD\chem\GCS\a2hp13.i\100305-1.b\016F1601.D
Lab Smp Id: MRL
Inj Date : 05-MAR-2010 10:43
Operator : Inst ID: a2hp13.i
Smp Info : MRL
Misc Info :
Comment :
Method : \\CANSVR11\DD\chem\GCS\a2hp13.i\100305-1.b\PCB13.m
Meth Date : 05-Mar-2010 10:36 Quant Type: ESTD
Cal Date : 09-FEB-2010 02:07 Cal File: 042F4201.D
Als bottle: 16 QC Sample: MRL
Dil Factor: 1.00000
Integrator: Falcon Compound Sublist: 6-AR1660.sub
Target Version: 4.14 Sample Matrix: WATER
Processing Host: CANPMSV21

Concentration Formula: Amt * DF * Vt/Vo * CpndVariable

Name	Value	Description
DF	1.000	Dilution Factor
Vt	1000.000	final volume
Vo	1000.000	intitial volume
Cpnd Variable		Local Compound Variable

RT	EXP RT	DLT RT	RESPONSE	CONCENTRATIONS ON-COL (ng)	FINAL (ug/L)	TARGET RANGE	RATIO
3 AROCLOR-1016					CAS #: 12674-11-2		
1.433	1.431	0.002	186981	0.05257	0.05257	80.00- 120.00	100.00
1.717	1.714	0.003	313044	0.05086	0.05086	134.70- 224.50	167.42
2.112	2.109	0.003	640993	0.04939	0.04939	289.06- 481.76	342.81
2.233	2.231	0.002	237531	0.04460	0.04460	117.49- 195.81	127.03
2.617	2.614	0.003	264910	0.04995	0.04995	115.82- 193.04	141.68
			Average of Peak Concentrations =		0.04948		
8 AROCLOR-1260					CAS #: 11096-82-5		
3.821	3.819	0.002	145396	0.04817	0.04817	80.00- 120.00	100.00
4.111	4.107	0.004	188553	0.04461	0.04461	104.67- 174.46	129.68
4.387	4.385	0.002	169919	0.04413	0.04412	95.45- 159.08	116.87
5.088	5.086	0.002	267356	0.04644	0.04644	148.06- 246.76	183.88
5.371	5.368	0.003	141429	0.04612	0.04612	77.42- 129.03	97.27
			Average of Peak Concentrations =		0.04589		

Data File: \\CANSVR11\DD\chem\GCS\a2hp13.i\100305-1.b\016F1601.D
Date : 05-MAR-2010 10:43
Client ID:
Instrument: a2hp13.i
Sample Info: MRL
Purge Volume: 1000.0
Operator:
Column phase: restek pest clpI
Column diameter: 0.53

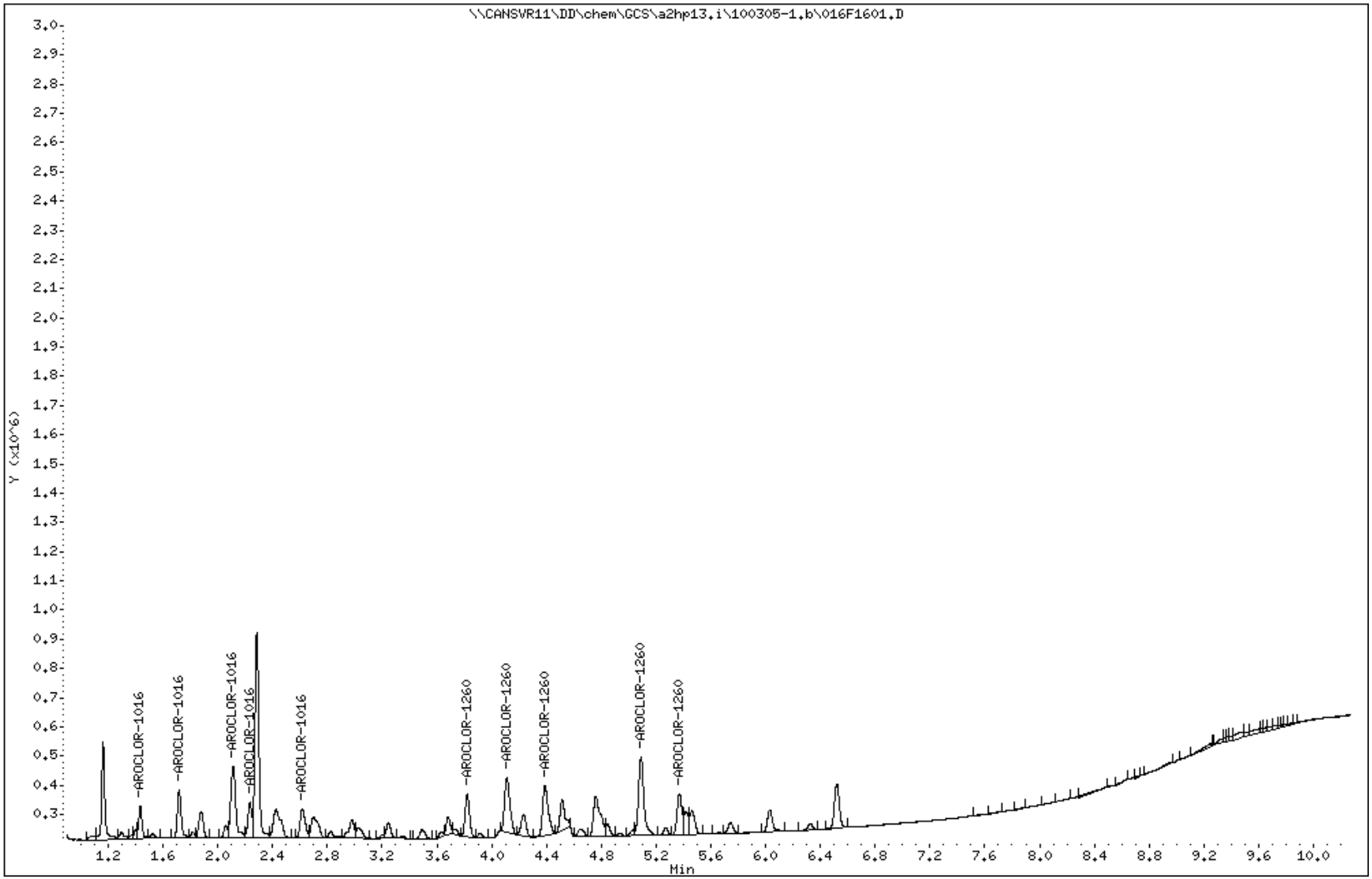

Data File: \\CANSVR11\DD\chem\GCS\a2hp10.i\100111-1.b\038F3801.D
Report Date: 15-Jan-2010 11:57

TestAmerica North Canton

PCB 8082/608

Data file : \\CANSVR11\DD\chem\GCS\a2hp10.i\100111-1.b\038F3801.D
Lab Smp Id: 1232 MDL10ML
Inj Date : 11-JAN-2010 16:07
Operator : Inst ID: a2hp10.i
Smp Info : 1232 MDL10ML
Misc Info : 1232 MDL VERIFICATION 10ML SOLID TV=24.75UG/KG
Comment :
Method : \\CANSVR11\DD\chem\GCS\a2hp10.i\100111-1.b\PCB10.m
Meth Date : 11-Jan-2010 07:22 hassl Quant Type: ESTD
Cal Date : 23-DEC-2009 02:24 Cal File: 043F4301.D
Als bottle: 38
Dil Factor: 1.00000
Integrator: Falcon Compound Sublist: 1-AR1232.SUB
Target Version: 4.14 Sample Matrix: SOIL
Processing Host: CANPMSV21

Concentration Formula: Amt * DF * Vt/Vo * CpndVariable

Name	Value	Description
DF	1.000	Dilution Factor
Vt	10000.000	final volume
Vo	30.000	initial volume
Cpnd Variable		Local Compound Variable

				CONCENTRATIONS ON-COL	FINAL		
RT	EXP RT	DLT RT	RESPONSE	(ng)	(ug/kg)	TARGET RANGE	RATIO
4 AROCLOR-1232					CAS #: 11141-16-5		
1.610	1.610	0.000	108262	0.07623	25.41	80.00- 120.00	100.00(M)
1.932	1.933	-0.001	71380	0.07931	26.44	47.18- 78.64	65.93
2.370	2.373	-0.003	117939	0.08048	26.83	84.18- 140.31	108.94
2.504	2.506	-0.002	58576	0.07735	25.78	41.07- 68.45	54.11
2.922	2.922	0.000	0	0.0000	0.0000	29.84- 49.74	0.00
		Average of Peak Concentrations =			26.12		

QC Flag Legend

M - Compound response manually integrated.

2610

Data File: \\CANSVR11\DD\chem\GCS\a2hp10.i\100111-1.b\038F3801.D
Date : 11-JAN-2010 16:07
Client ID:
Instrument: a2hp10.i
Sample Info: 1232 MDL10ML
Volume Injected (uL): 1.0
Operator:
Column phase: restek pest clpI
Column diameter: 0.53

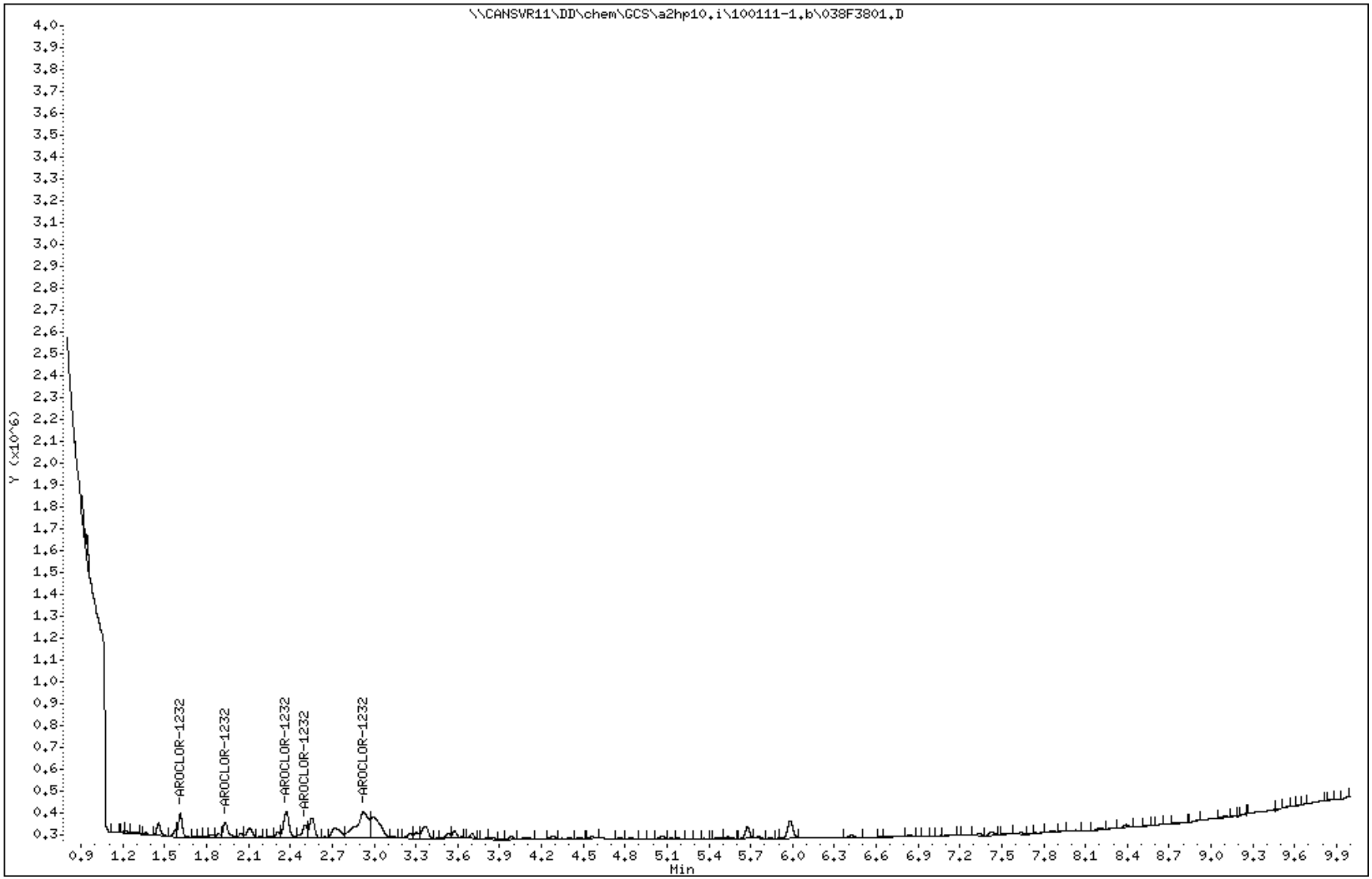

North Canton

Data File Name: 038F3801.D
Inj. Date and Time: 11-JAN-2010 16:07
Instrument ID: a2hp10.i
Client ID:
Compound Name: AROCLOR-1232
CAS #: 11141-16-5
Report Date: 01/15/2010

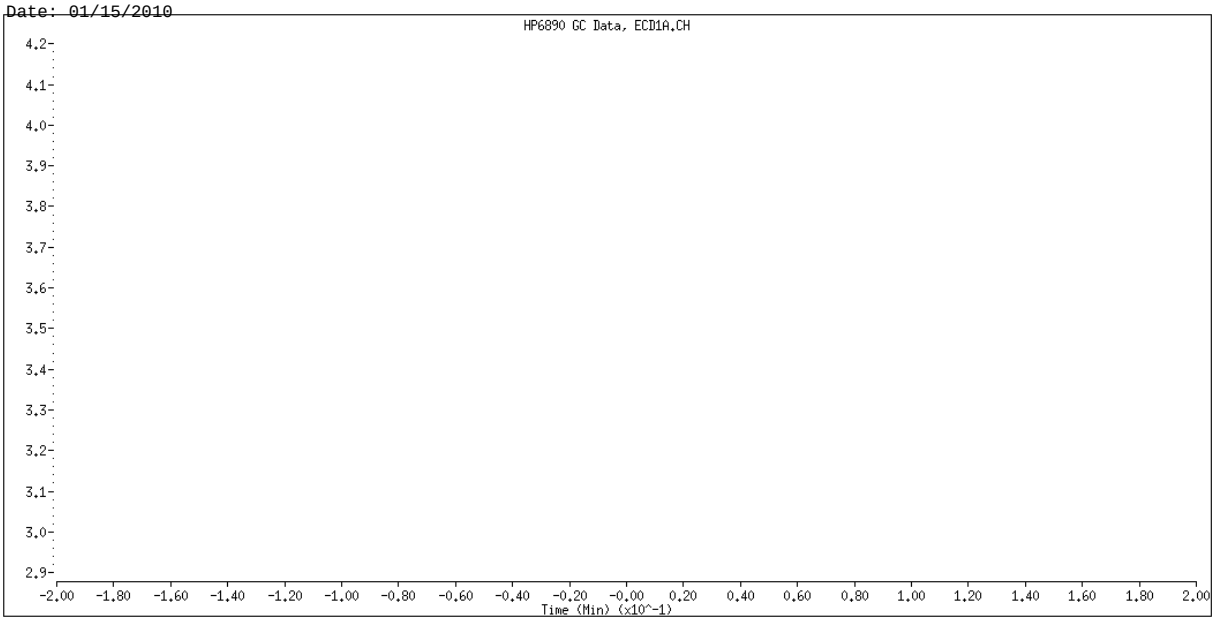

Original Integration

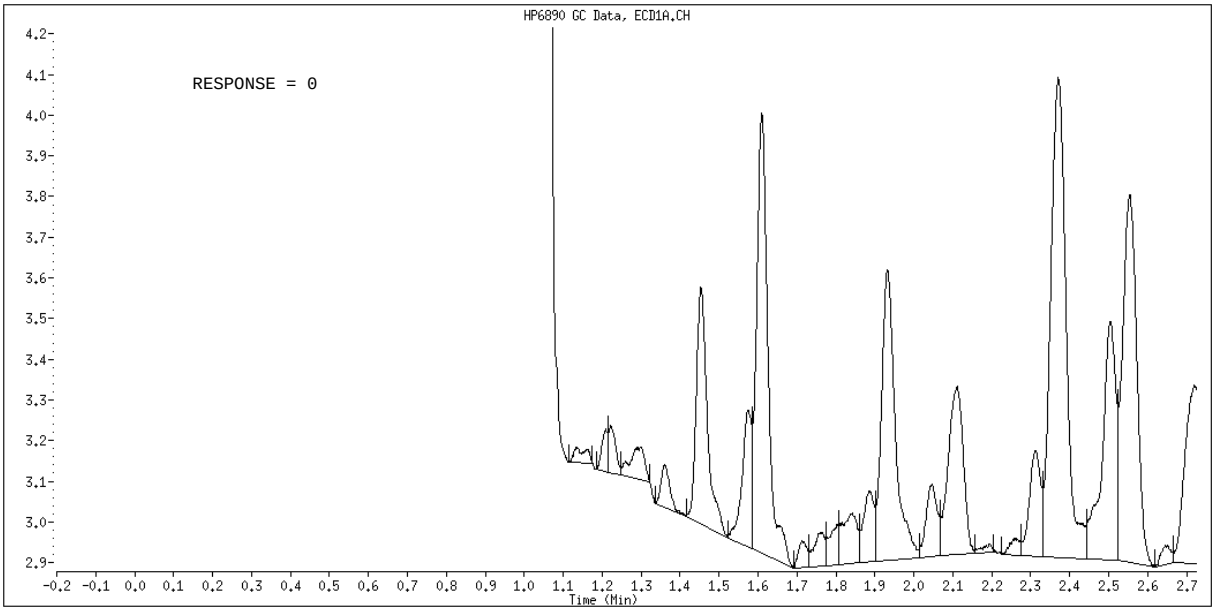

Manual Integration

Manually Integrated By: hassl
Manual Integration Reason: Analyte not Identified by the Data System

Data File: \\CANSVR11\DD\chem\GCS\a2hp10.i\100111-1.b\039F3901.D
Report Date: 15-Jan-2010 11:57

TestAmerica North Canton

PCB 8082/608

Data file : \\CANSVR11\DD\chem\GCS\a2hp10.i\100111-1.b\039F3901.D
Lab Smp Id: 1242 MDL 10ML
Inj Date : 11-JAN-2010 16:22
Operator : Inst ID: a2hp10.i
Smp Info : 1242 MDL 10ML
Misc Info : 1242 MDL VERIFICATION 10ML SOLID TV=24.75UG/KG
Comment :
Method : \\CANSVR11\DD\chem\GCS\a2hp10.i\100111-1.b\PCB10.m
Meth Date : 11-Jan-2010 07:22 hassl Quant Type: ESTD
Cal Date : 23-DEC-2009 02:24 Cal File: 043F4301.D
Als bottle: 39
Dil Factor: 1.00000
Integrator: Falcon Compound Sublist: 2-AR1242.SUB
Target Version: 4.14 Sample Matrix: SOIL
Processing Host: CANPMSV21

Concentration Formula: Amt * DF * Vt/Vo * CpndVariable

Name	Value	Description
DF	1.000	Dilution Factor
Vt	10000.000	final volume
Vo	30.000	initial volume
Cpnd Variable		Local Compound Variable

				CONCENTRATIONS ON-COL	FINAL		
RT	EXP RT	DLT RT	RESPONSE	(ng)	(ug/kg)	TARGET RANGE	RATIO
5 AROCLOR-1242					CAS #: 53469-21-9		
1.609	1.609	0.000	178402	0.09616	32.05	80.00- 120.00	100.00(M)
1.931	1.930	0.001	347599	0.09906	33.02	141.86- 236.43	194.84
2.369	2.370	-0.001	620972	0.08878	29.59	296.24- 493.73	348.07
2.503	2.504	-0.001	254461	0.09462	31.54	126.96- 211.61	142.63
2.921	2.919	0.002	0	0.0000	0.0000	126.96- 211.61	0.00
			Average of Peak Concentrations =		31.55		

QC Flag Legend

M - Compound response manually integrated.

Data File: \\CANSVR11\DD\chem\GCS\a2hp10.i\100111-1.b\039F3901.D
Date : 11-JAN-2010 16:22
Client ID:
Instrument: a2hp10.i
Sample Info: 1242 MDL 10ML
Volume Injected (uL): 1.0
Operator:
Column phase: restek pest clpI
Column diameter: 0.53

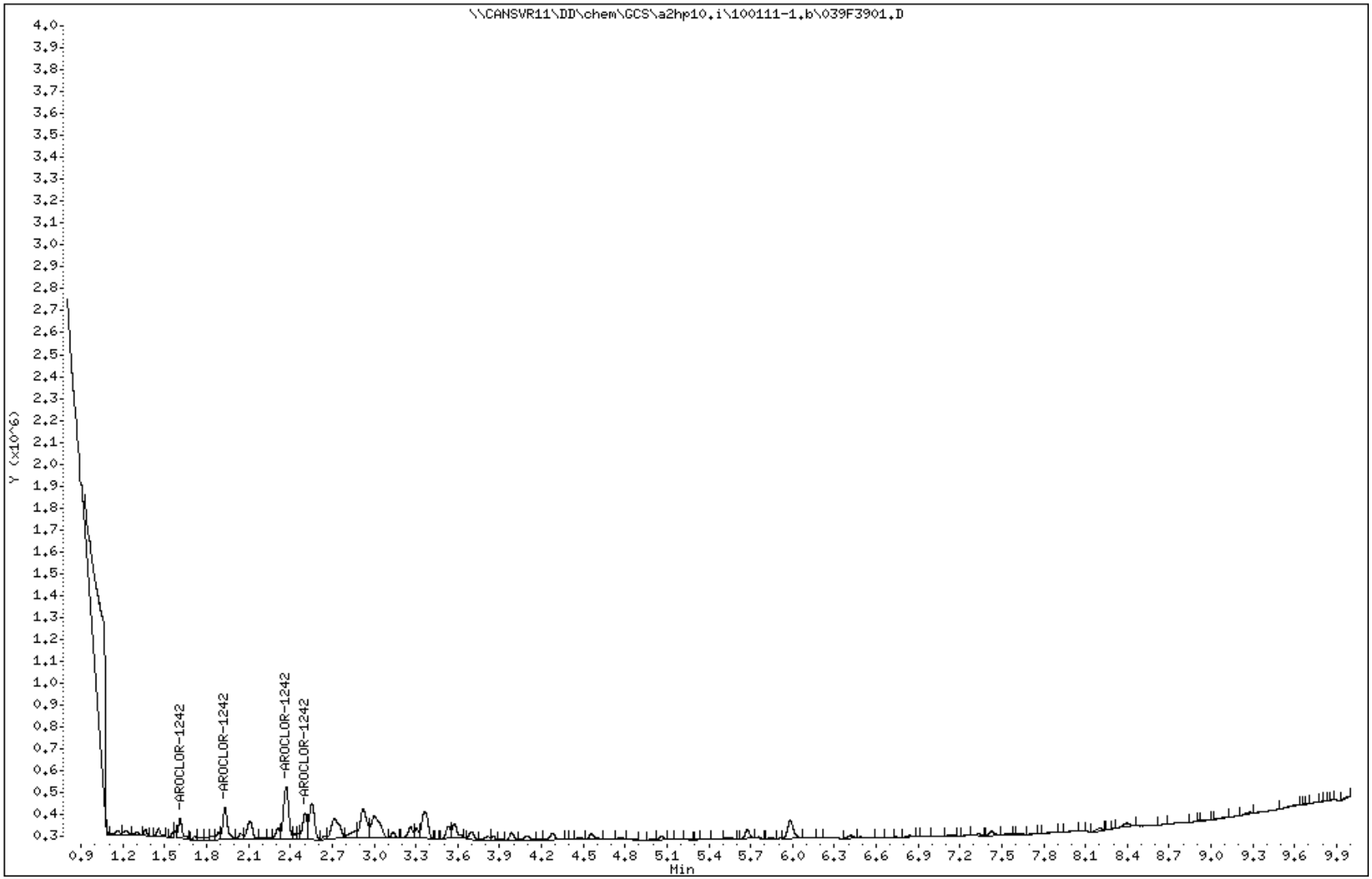

Data File Name: 039F3901.D
Inj. Date and Time: 11-JAN-2010 16:22
Instrument ID: a2hp10.i
Client ID:
Compound Name: AROCLOR-1242
CAS #: 53469-21-9
Report Date: 01/15/2010

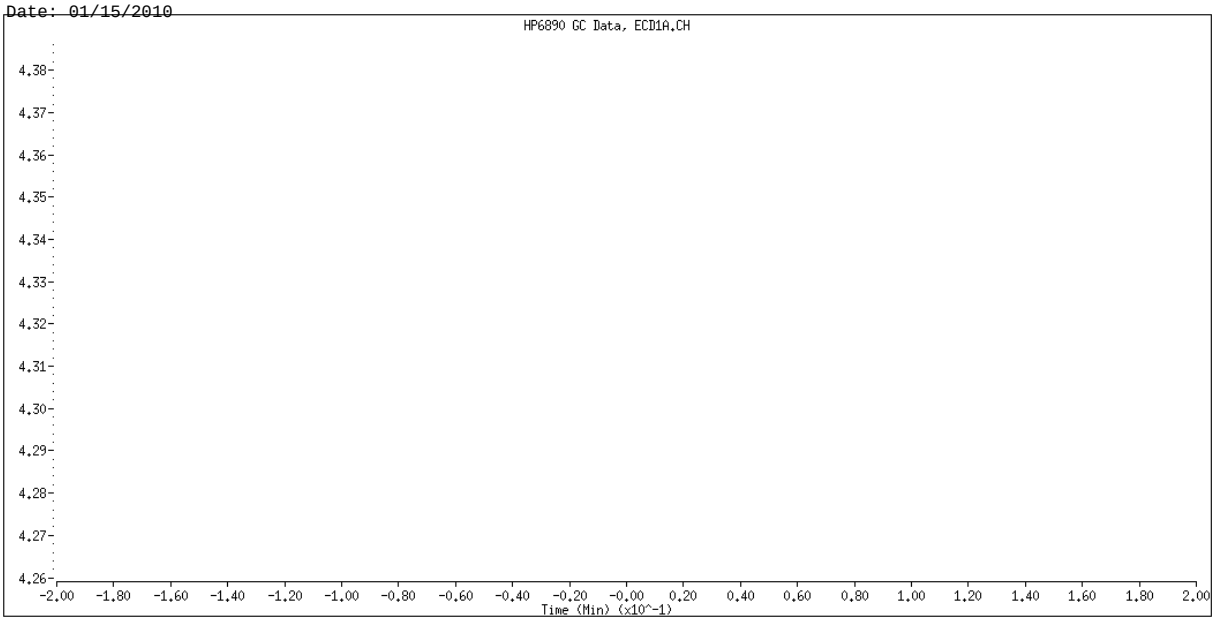

Original Integration

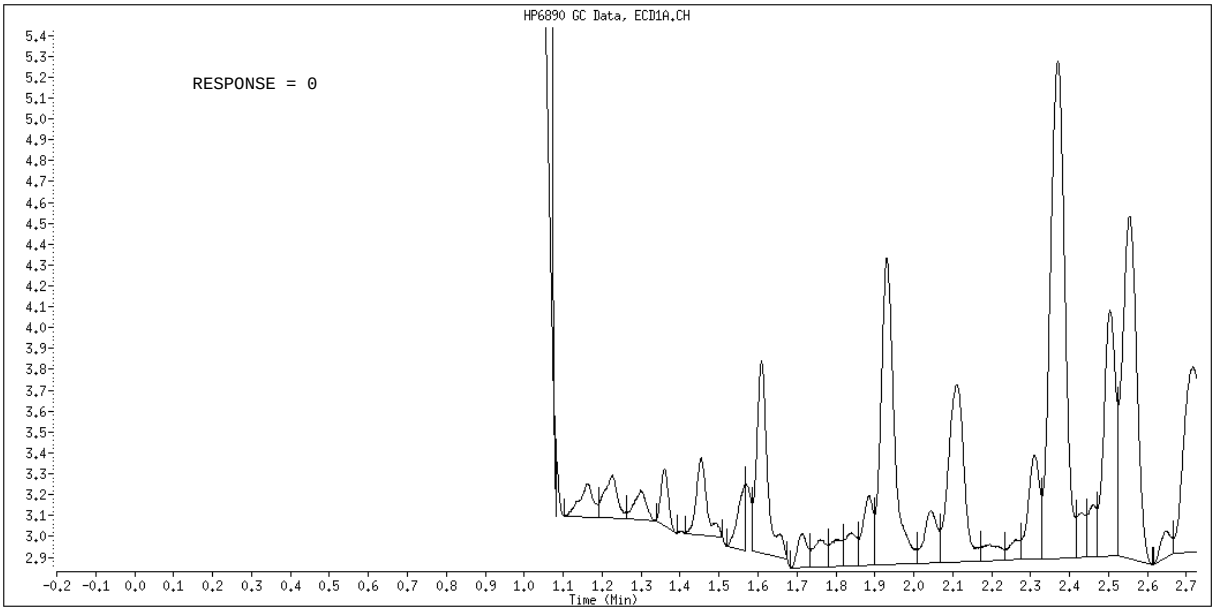

Manual Integration

Manually Integrated By: hassl
Manual Integration Reason: Analyte not Identified by the Data System

Data File: \\CANSVR11\DD\chem\GCS\a2hp10.i\100111-1.b\041F4101.D
Report Date: 15-Jan-2010 11:57

TestAmerica North Canton

PCB 8082/608

Data file : \\CANSVR11\DD\chem\GCS\a2hp10.i\100111-1.b\041F4101.D
Lab Smp Id: 2154 MDL 10ML
Inj Date : 11-JAN-2010 16:52
Operator : Inst ID: a2hp10.i
Smp Info : 2154 MDL 10ML
Misc Info : 2154 MDL VERIFICATION 10ML SOLID TV=24.75UG/KG
Comment :
Method : \\CANSVR11\DD\chem\GCS\a2hp10.i\100111-1.b\PCB10.m
Meth Date : 11-Jan-2010 07:22 hassl Quant Type: ESTD
Cal Date : 23-DEC-2009 02:24 Cal File: 043F4301.D
Als bottle: 41
Dil Factor: 1.00000
Integrator: Falcon Compound Sublist: 9-AR2154.SUB
Target Version: 4.14 Sample Matrix: SOIL
Processing Host: CANPMSV21

Concentration Formula: Amt * DF * Vt/Vo * CpndVariable

Name	Value	Description
DF	1.000	Dilution Factor
Vt	10000.000	final volume
Vo	30.000	initial volume
Cpnd Variable		Local Compound Variable

RT	EXP RT	DLT RT	RESPONSE	CONCENTRATIONS ON-COL (ng)	FINAL (ug/kg)	TARGET RANGE	RATIO
7 AROCLOR-1254					CAS #: 11097-69-1		
3.307	3.308	-0.001	164729	0.09286	30.95	80.00- 120.00	100.00
3.585	3.585	0.000	190898	0.08082	26.94	103.03- 171.71	115.89
3.987	3.988	-0.001	256721	0.07835	26.12	137.64- 229.40	155.84
4.280	4.282	-0.002	199623	0.08380	27.93	110.39- 183.99	121.18
4.767	4.769	-0.002	223758	0.08012	26.71	129.53- 215.88	135.83
	Average of Peak Concentrations =				27.73		
2 AROCLOR-1221					CAS #: 11104-28-2		
1.453	1.450	0.003	200817	0.14958	49.86	80.00- 120.00	100.00(M)
1.574	1.575	-0.001	88819	0.12444	41.48	89.36- 148.93	44.23
1.608	1.609	-0.001	281936	0.08725	29.08	397.88- 663.14	140.39
	Average of Peak Concentrations =				40.14		

QC Flag Legend

M - Compound response manually integrated.

Data File: \\CANSVR11\DD\chem\GCS\a2hp10.i\100111-1.b\041F4101.D
Date : 11-JAN-2010 16:52
Client ID:
Instrument: a2hp10.i
Sample Info: 2154 MDL 10ML
Volume Injected (uL): 1.0
Operator:
Column phase: restek pest clpI
Column diameter: 0.53

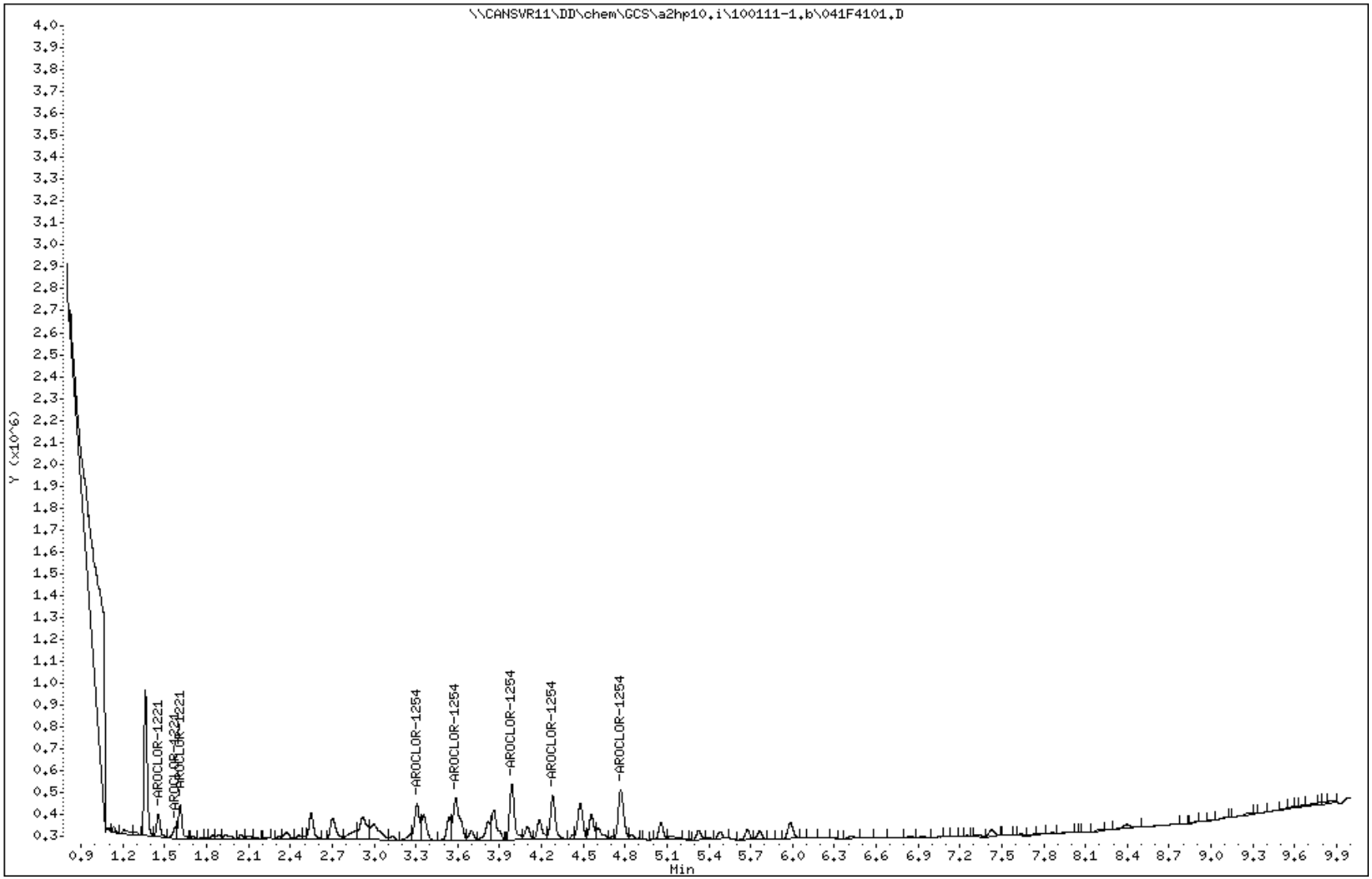

Data File Name: 041F4101.D
Inj. Date and Time: 11-JAN-2010 16:52
Instrument ID: a2hp10.i
Client ID:
Compound Name: AROCLOR-1221
CAS #: 11104-28-2
Report Date: 01/15/2010

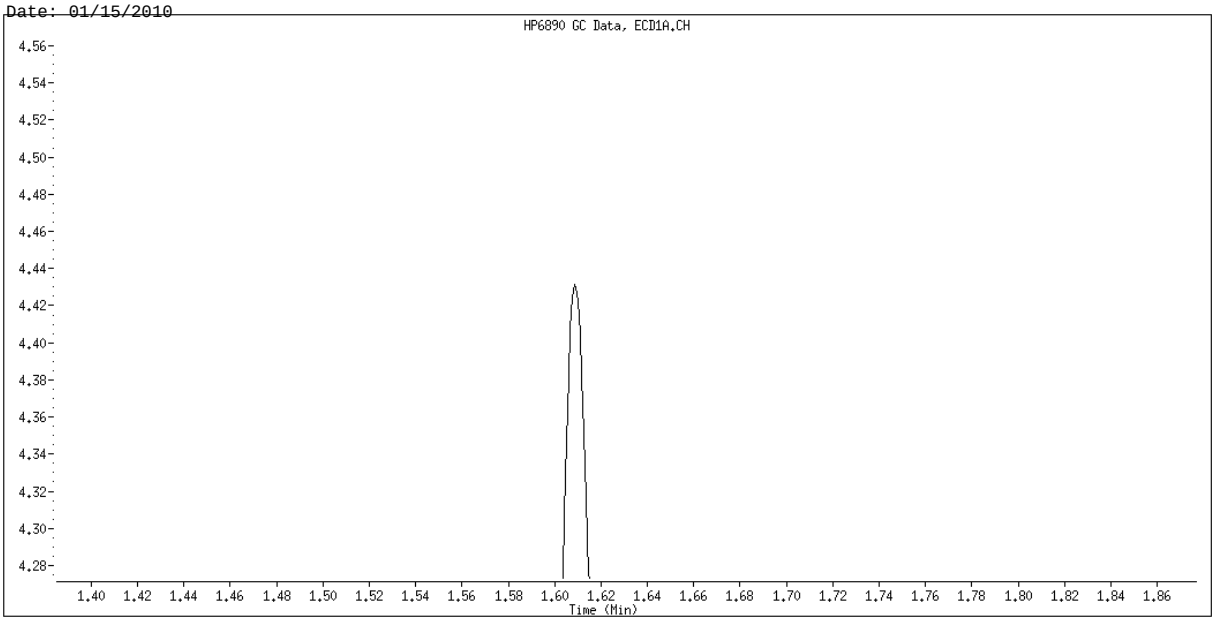

Original Integration

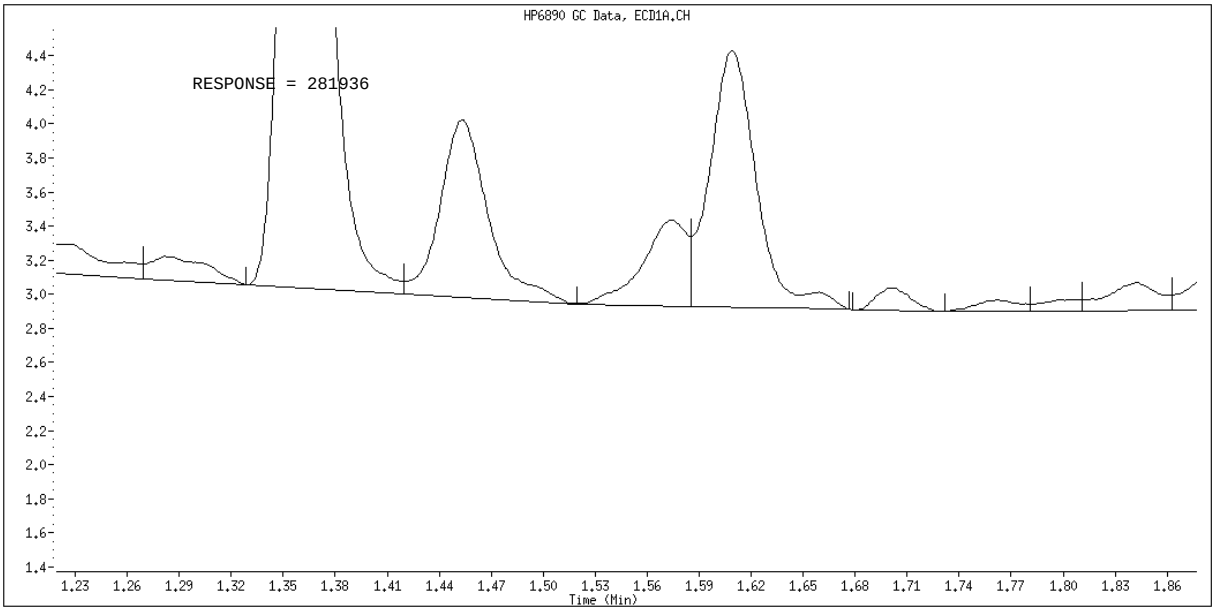

Manual Integration

Manually Integrated By: hassl
Manual Integration Reason: Analyte not Identified by the Data System

Data File: \\CANSVR11\DD\chem\GCS\a2hp10.i\100111-1.b\042F4201.D
Report Date: 15-Jan-2010 11:58

TestAmerica North Canton

PCB 8082/608

Data file : \\CANSVR11\DD\chem\GCS\a2hp10.i\100111-1.b\042F4201.D
Lab Smp Id: 1660 MDL 10ML
Inj Date : 11-JAN-2010 17:08
Operator : Inst ID: a2hp10.i
Smp Info : 1660 MDL 10ML
Misc Info : 1660 MDL VERIFICATION 10ML SOLID TV=24.75UG/KG
Comment :
Method : \\CANSVR11\DD\chem\GCS\a2hp10.i\100111-1.b\PCB10.m
Meth Date : 11-Jan-2010 07:22 hassl Quant Type: ESTD
Cal Date : 23-DEC-2009 02:24 Cal File: 043F4301.D
Als bottle: 42
Dil Factor: 1.00000
Integrator: Falcon Compound Sublist: 12-AR1660TD.SUB
Target Version: 4.14 Sample Matrix: SOIL
Processing Host: CANPMSV21

Concentration Formula: Amt * DF * Vt/Vo * CpndVariable

Name	Value	Description
DF	1.000	Dilution Factor
Vt	10000.000	final volume
Vo	30.000	initial volume
Cpnd Variable		Local Compound Variable

RT	EXP RT	DLT RT	RESPONSE	CONCENTRATIONS ON-COL (ng)	FINAL (ug/kg)	TARGET RANGE	RATIO
$ 1 TCMX					CAS #: 877-09-8		
1.295	1.295	0.000	419511	0.00323	1.077		(R)
3 AROCLOR-1016					CAS #: 12674-11-2		
1.610	1.609	0.001	108314	0.08312	27.70	80.00- 120.00	100.00(M)
1.931	1.930	0.001	162911	0.08034	26.78	114.15- 190.25	150.41
2.370	2.370	0.000	269672	0.07811	26.04	205.60- 342.66	248.97
2.504	2.504	0.000	136139	0.08064	26.88	96.76- 161.27	125.69
2.919	2.919	0.000	0	0.0000	0.0000	80.12- 133.53	0.00
Average of Peak Concentrations =					26.85		
8 AROCLOR-1260					CAS #: 11096-82-5		
4.184	4.185	-0.001	476368	0.09403	31.34	80.00- 120.00	100.00
4.481	4.482	-0.001	858481	0.09100	30.33	144.05- 240.08	180.21
4.767	4.768	-0.001	786273	0.09032	30.10	134.92- 224.87	165.06
5.481	5.482	-0.001	1150618	0.08858	29.52	207.76- 346.27	241.54
5.766	5.767	-0.001	539969	0.09080	30.27	95.40- 158.99	113.35
Average of Peak Concentrations =					30.32		

```
$  12 DCB                                       CAS #: 2051-24-3
6.926    6.928   -0.002          544246 0.00452    1.506                       (R)
-------------------------------------------------------------------------------
```

Data File: \\CANSVR11\DD\chem\GCS\a2hp10.i\100111-1.b\042F4201.D
Report Date: 15-Jan-2010 11:58

QC Flag Legend

R - Spike/Surrogate failed recovery limits.
M - Compound response manually integrated.

Data File: \\CANSVR11\DD\chem\GCS\a2hp10.i\100111-1.b\042F4201.D
Date : 11-JAN-2010 17:08
Client ID:
Instrument: a2hp10.i
Sample Info: 1660 MDL 10ML
Volume Injected (uL): 1.0
Operator:
Column phase: restek pest clpI
Column diameter: 0.53

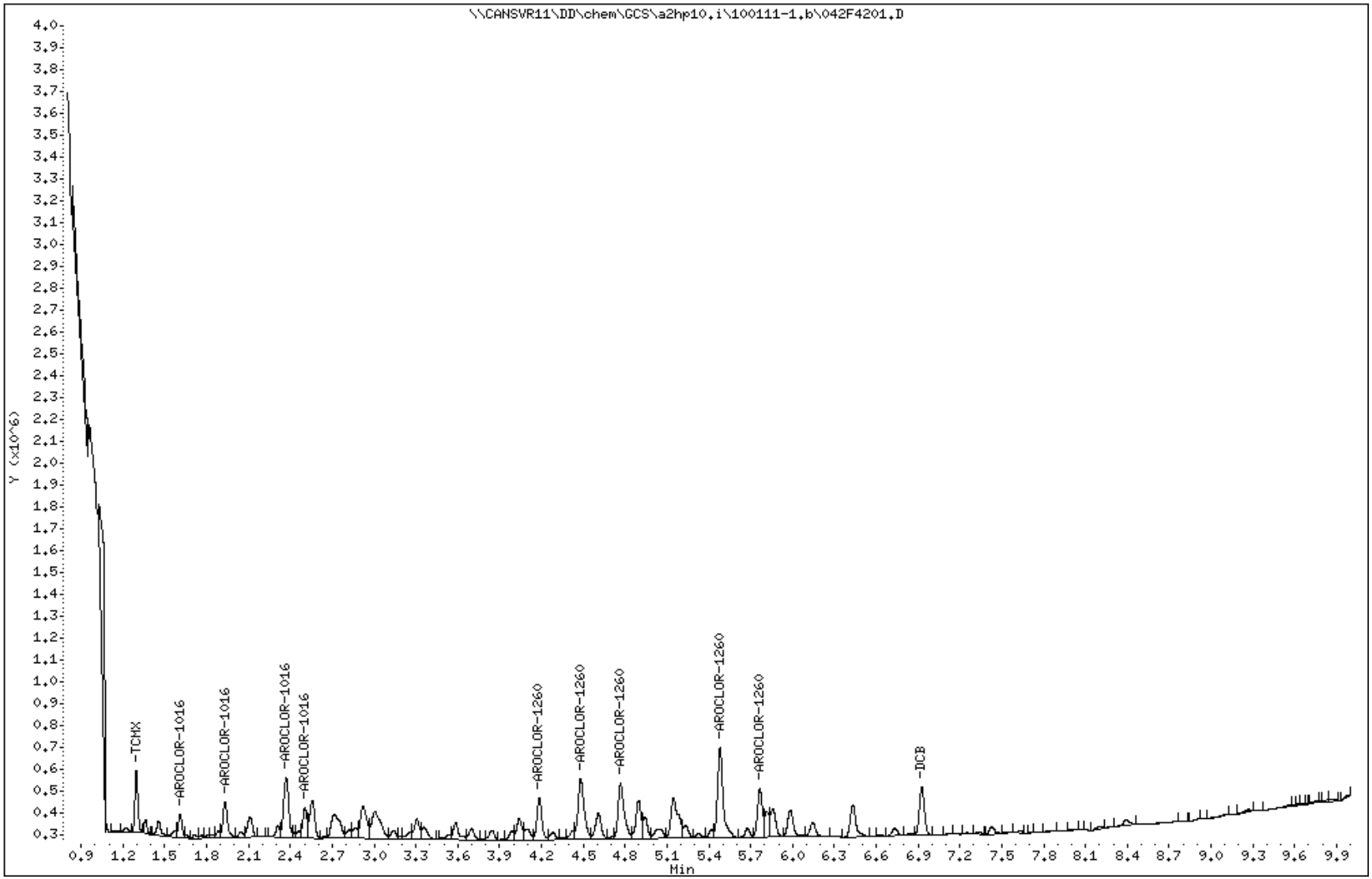

Data File Name: 042F4201.D
Inj. Date and Time: 11-JAN-2010 17:08
Instrument ID: a2hp10.i
Client ID:
Compound Name: AROCLOR-1016
CAS #: 12674-11-2
Report Date: 01/15/2010

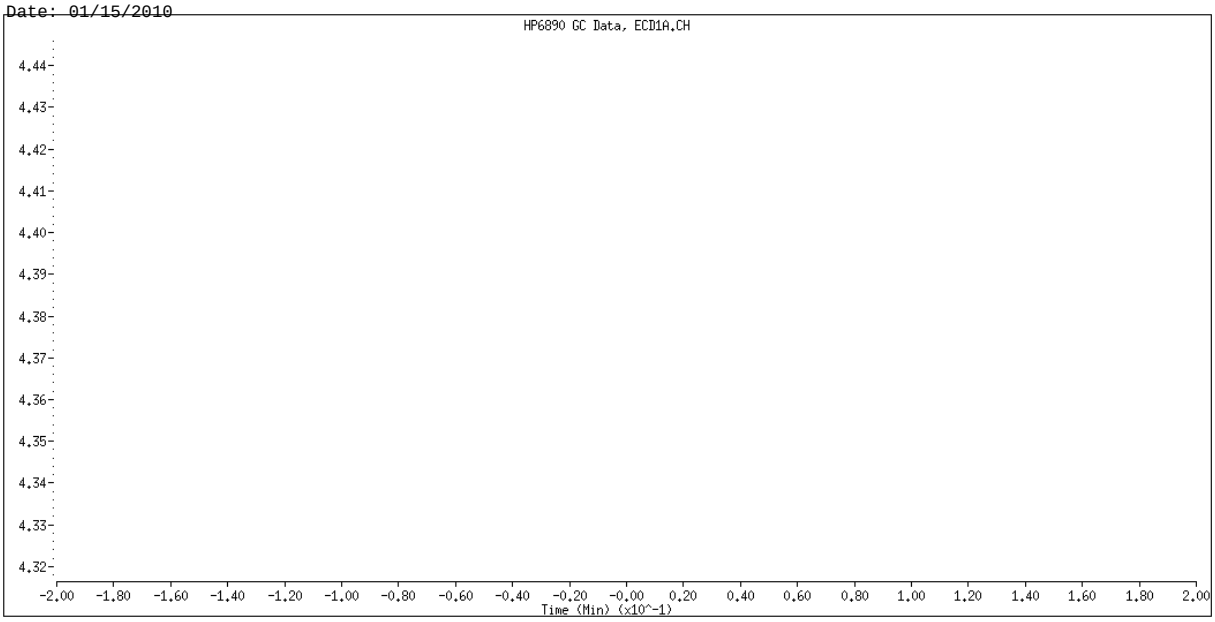

Original Integration

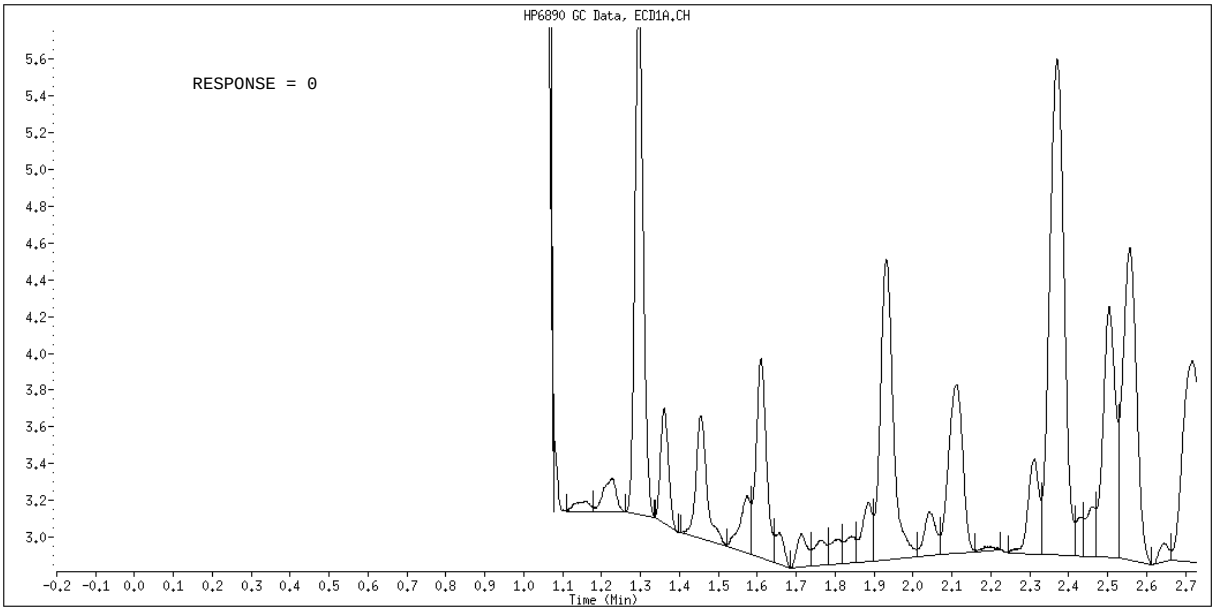

Manual Integration

Manually Integrated By: hassl
Manual Integration Reason: Analyte not Identified by the Data System

Data File: \\CANSVR11\DD\chem\GCS\a2hp10.i\100111-1.b\043F4301.D
Report Date: 15-Jan-2010 11:58

TestAmerica North Canton

PCB 8082/608

Data file : \\CANSVR11\DD\chem\GCS\a2hp10.i\100111-1.b\043F4301.D
Lab Smp Id: 1262 MDL 10ML
Inj Date : 11-JAN-2010 17:23
Operator : Inst ID: a2hp10.i
Smp Info : 1262 MDL 10ML
Misc Info : 1262 MDL VERIFICATION 10ML SOLID TV=33UG/KG
Comment :
Method : \\CANSVR11\DD\chem\GCS\a2hp10.i\100111-1.b\PCB10.m
Meth Date : 11-Jan-2010 07:22 hassl Quant Type: ESTD
Cal Date : 23-DEC-2009 02:24 Cal File: 043F4301.D
Als bottle: 43
Dil Factor: 1.00000
Integrator: Falcon Compound Sublist: 13-AR1262.sub
Target Version: 4.14 Sample Matrix: SOIL
Processing Host: CANPMSV21

Concentration Formula: Amt * DF * Vt/Vo * CpndVariable

Name	Value	Description
DF	1.000	Dilution Factor
Vt	10000.000	final volume
Vo	30.000	initial volume
Cpnd Variable		Local Compound Variable

				CONCENTRATIONS ON-COL (ng)	FINAL (ug/kg)	TARGET RANGE	RATIO
RT	EXP RT	DLT RT	RESPONSE				
9 AROCLOR-1262					CAS #: 37324-23-5		
4.184	4.184	0.000	213299	0.11554	38.51	75.00- 125.00	100.00
4.483	4.482	0.001	304867	0.11914	39.71	104.88- 174.80	142.93
4.896	4.895	0.001	372818	0.11549	38.50	132.76- 221.27	174.79
5.146	5.146	0.000	343491	0.11731	39.10	121.59- 202.65	161.04
5.480	5.479	0.001	714116	0.11891	39.64	255.73- 426.22	334.80
Average of Peak Concentrations =					39.09		

Data File: \\CANSVR11\DD\chem\GCS\a2hp10.i\100111-1.b\043F4301.D
Date : 11-JAN-2010 17:23
Client ID:
Instrument: a2hp10.i
Sample Info: 1262 MDL 10ML
Volume Injected (uL): 1.0
Operator:
Column phase: restek pest clpI
Column diameter: 0.53

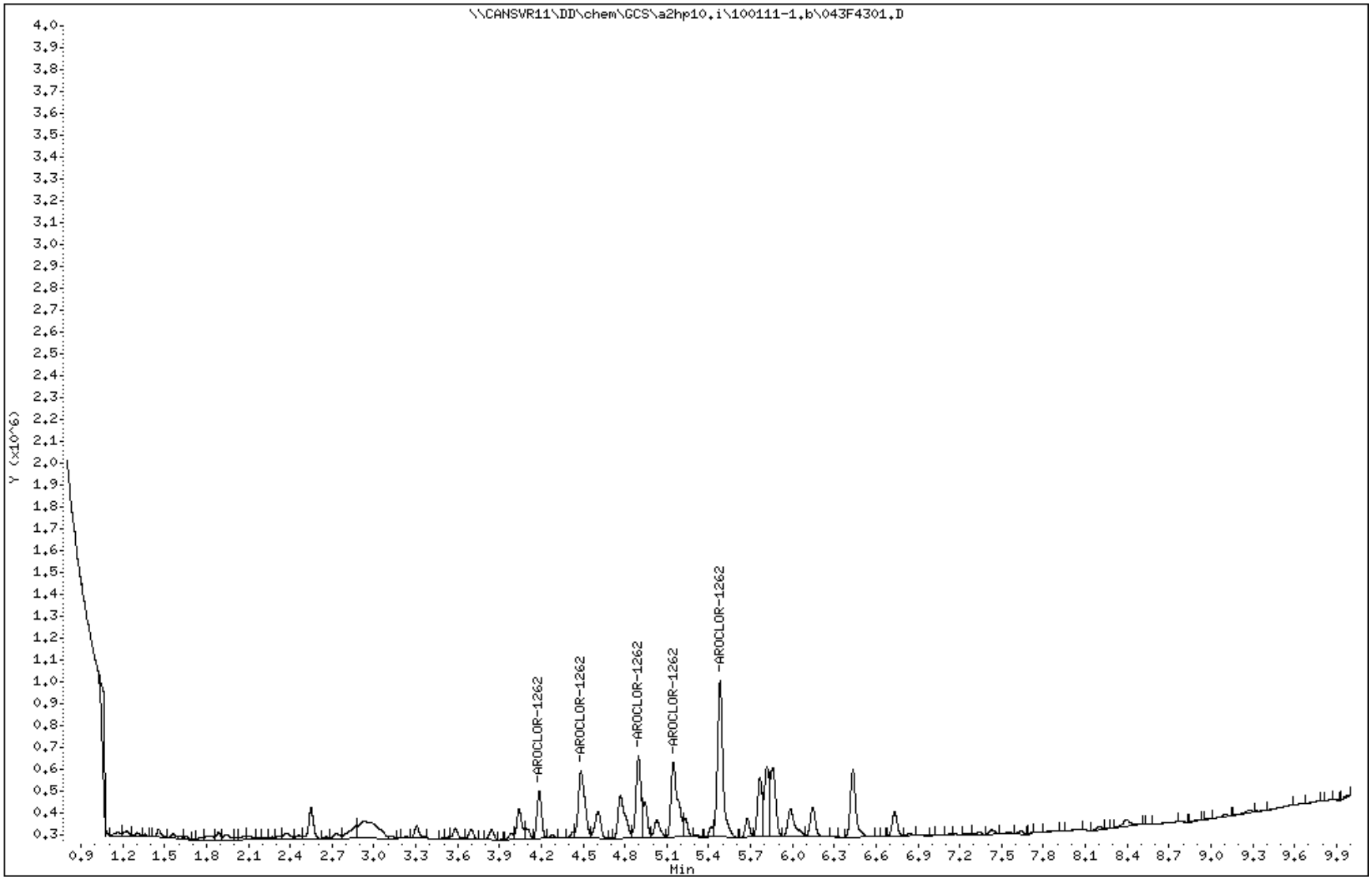

Data File: \\CANSVR11\DD\chem\GCS\a2hp10.i\100111-1.b\044F4401.D
Report Date: 15-Jan-2010 11:58

TestAmerica North Canton

PCB 8082/608

Data file : \\CANSVR11\DD\chem\GCS\a2hp10.i\100111-1.b\044F4401.D
Lab Smp Id: 1268 MDL 10ML
Inj Date : 11-JAN-2010 17:38
Operator : Inst ID: a2hp10.i
Smp Info : 1268 MDL 10ML
Misc Info : 1268 MDL VERIFICATION 10ML SOLID TV=24.75UG/KG
Comment :
Method : \\CANSVR11\DD\chem\GCS\a2hp10.i\100111-1.b\PCB10.m
Meth Date : 11-Jan-2010 07:22 hassl Quant Type: ESTD
Cal Date : 23-DEC-2009 02:24 Cal File: 043F4301.D
Als bottle: 44
Dil Factor: 1.00000
Integrator: Falcon Compound Sublist: 14-AR1268.sub
Target Version: 4.14 Sample Matrix: SOIL
Processing Host: CANPMSV21

Concentration Formula: Amt * DF * Vt/Vo * CpndVariable

Name	Value	Description
DF	1.000	Dilution Factor
Vt	10000.000	final volume
Vo	30.000	initial volume
Cpnd Variable		Local Compound Variable

RT	EXP RT	DLT RT	RESPONSE	CONCENTRATIONS ON-COL (ng)	FINAL (ug/kg)	TARGET RANGE	RATIO
10 AROCLOR-1268					CAS #: 11100-14-4		
5.817	5.814	0.003	628148	0.06906	23.02	75.00- 125.00	100.00
5.851	5.851	0.000	599021	0.07048	23.49	72.42- 120.70	95.36
6.053	6.052	0.001	521539	0.06944	23.14	65.92- 109.86	83.03
6.433	6.430	0.003	237440	0.07872	26.24	24.97- 41.61	37.80
6.731	6.729	0.002	1574508	0.06967	23.22	200.76- 334.60	250.66
		Average of Peak Concentrations =			23.82		

Data File: \\CANSVR11\DD\chem\GCS\a2hp10.i\100111-1.b\044F4401.D
Date : 11-JAN-2010 17:38
Client ID:
Instrument: a2hp10.i
Sample Info: 1268 MDL 10ML
Volume Injected (uL): 1.0
Operator:
Column phase: restek pest clpI
Column diameter: 0.53

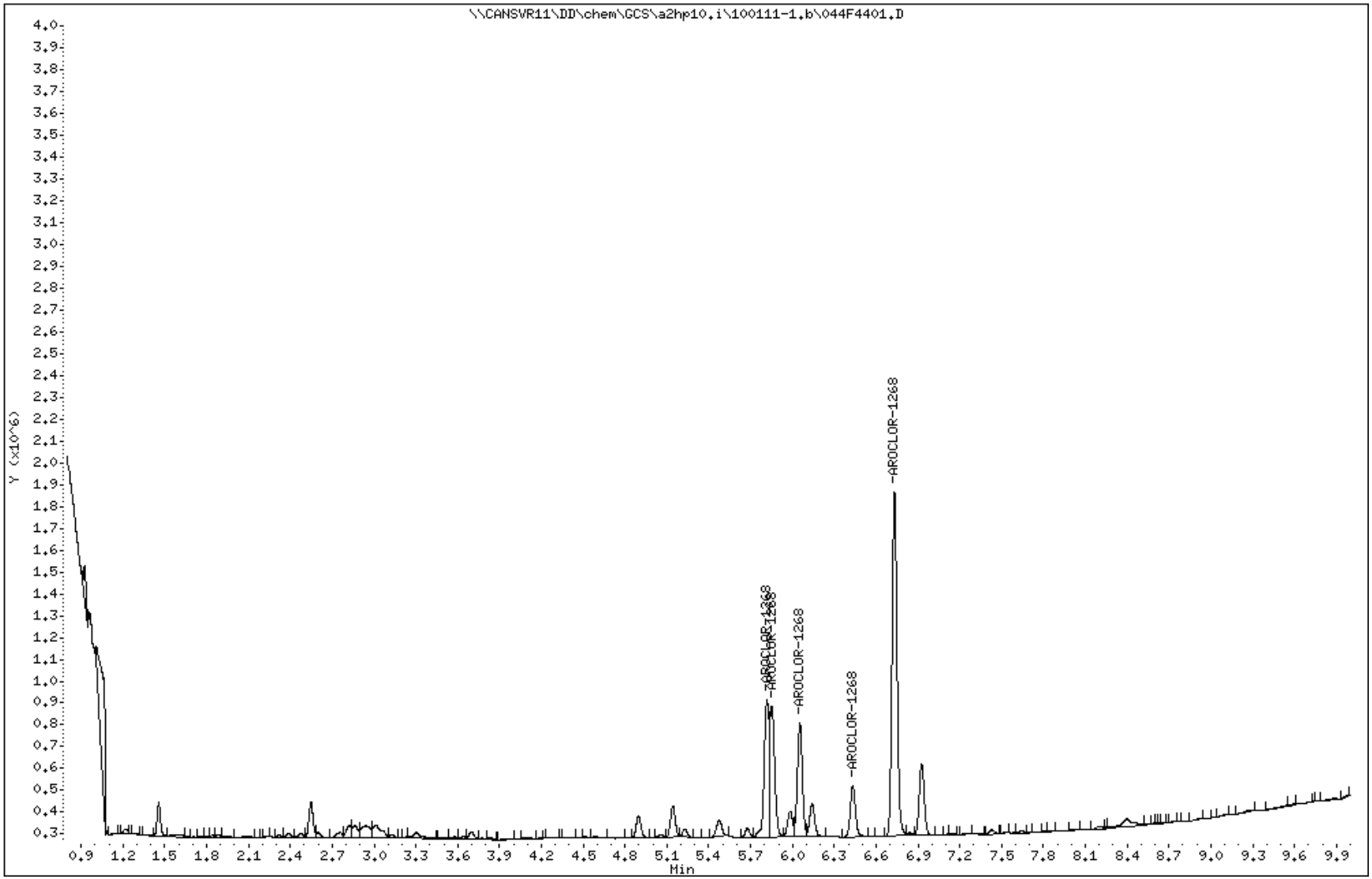

Data File: \\CANSVR11\DD\chem\GCS\a2hp10.i\100111-1.b\045F4501.D
Report Date: 15-Jan-2010 11:58

TestAmerica North Canton

PCB 8082/608

Data file : \\CANSVR11\DD\chem\GCS\a2hp10.i\100111-1.b\045F4501.D
Lab Smp Id: BLANK MDL10ML
Inj Date : 11-JAN-2010 17:54
Operator : Inst ID: a2hp10.i
Smp Info : BLANK MDL10ML
Misc Info : BLANK MDL VERIFICATION 10ML SOLID
Comment :
Method : \\CANSVR11\DD\chem\GCS\a2hp10.i\100111-1.b\PCB10.m
Meth Date : 11-Jan-2010 07:22 hassl Quant Type: ESTD
Cal Date : 23-DEC-2009 02:24 Cal File: 043F4301.D
Als bottle: 45
Dil Factor: 1.00000
Integrator: Falcon Compound Sublist: all.sub
Target Version: 4.14 Sample Matrix: SOIL
Processing Host: CANPMSV21

Concentration Formula: Amt * DF * Vt/Vo * CpndVariable

Name	Value	Description
DF	1.000	Dilution Factor
Vt	10000.000	final volume
Vo	30.000	initial volume
Cpnd Variable		Local Compound Variable

RT	EXP RT	DLT RT	RESPONSE	CONCENTRATIONS ON-COL (ng)	FINAL (ug/kg)	TARGET RANGE	RATIO
$ 1 TCMX					CAS #: 877-09-8		
1.305	1.295	0.010	18880	1e-004	0.04849		(R)
2 AROCLOR-1221					CAS #: 11104-28-2		
Peaks not detected for Quant. or Qual. signal(s).							
3 AROCLOR-1016					CAS #: 12674-11-2		
Compound Not Detected							
4 AROCLOR-1232					CAS #: 11141-16-5		
Compound Not Detected							

Data File: \\CANSVR11\DD\chem\GCS\a2hp10.i\100111-1.b\045F4501.D
Report Date: 15-Jan-2010 11:58

RT	EXP RT	DLT RT	RESPONSE	CONCENTRATIONS ON-COL (ng)	FINAL (ug/kg)	TARGET RANGE	RATIO

5 AROCLOR-1242 CAS #: 53469-21-9

Compound Not Detected

---

6 AROCLOR-1248 CAS #: 12672-29-6

Compound Not Detected

---

7 AROCLOR-1254 CAS #: 11097-69-1

Compound Not Detected

---

8 AROCLOR-1260 CAS #: 11096-82-5

Compound Not Detected

---

9 AROCLOR-1262 CAS #: 37324-23-5

Operator disabled compound identification.

---

10 AROCLOR-1268 CAS #: 11100-14-4

Peaks not detected for Quant. or Qual. signal(s).

M 11 TOTAL PCB CAS #: 1336-36-3

Compound Not Detected

$ 12 DCB CAS #: 2051-24-3

6.928 6.928 0.000 11397 9e-005 0.03153 (R)

QC Flag Legend

R - Spike/Surrogate failed recovery limits.

Data File: \\CANSVR11\DD\chem\GCS\a2hp10.i\100111-1.b\045F4501.D
Date : 11-JAN-2010 17:54
Client ID:
Instrument: a2hp10.i
Sample Info: BLANK MDL10ML
Volume Injected (uL): 1.0
Operator:
Column phase: restek pest clpI
Column diameter: 0.53

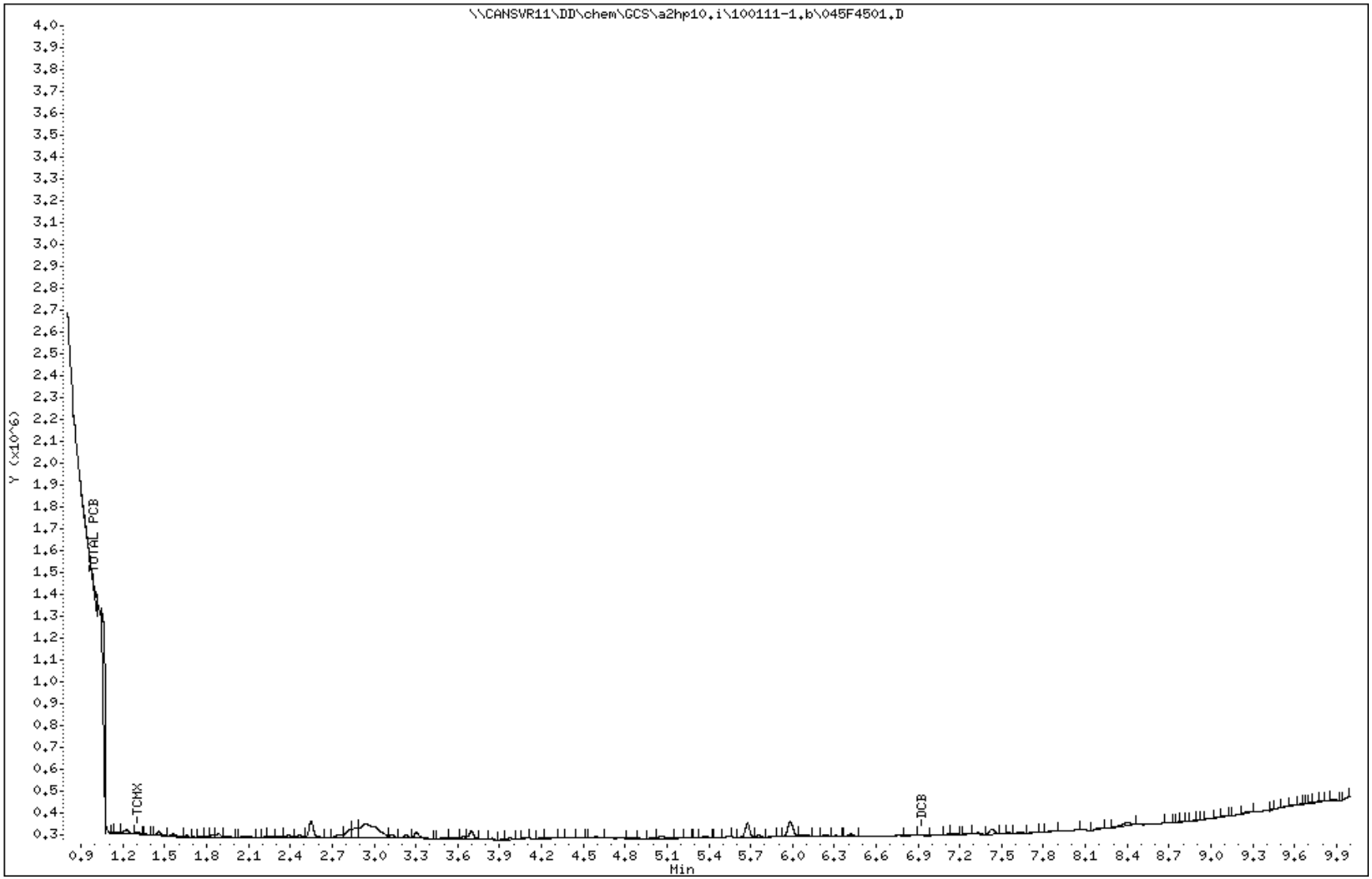

Data File: \\CANSVR11\DD\chem\GCS\a2hp10.i\100118-1.b\048F3101.D
Report Date: 19-Jan-2010 13:00

TestAmerica North Canton

PCB 8082/608

Data file : \\CANSVR11\DD\chem\GCS\a2hp10.i\100118-1.b\048F3101.D
Lab Smp Id: 1248 1ML MDL
Inj Date : 18-JAN-2010 18:34
Operator : Inst ID: a2hp10.i
Smp Info : 1248 1ML MDL
Misc Info : 1248 MDL VERIFICATION 10ML SOLID TV=24.75UG/KG
Comment :
Method : \\CANSVR11\DD\chem\GCS\a2hp10.i\100118-1.b\PCB10.m
Meth Date : 19-Jan-2010 12:38 hassl Quant Type: ESTD
Cal Date : 13-JAN-2010 23:20 Cal File: 042F4201.D
Als bottle: 48
Dil Factor: 1.00000
Integrator: Falcon Compound Sublist: 3-AR1248.sub
Target Version: 4.14 Sample Matrix: SOIL
Processing Host: CANPMSV21

Concentration Formula: Amt * DF * Vt/Vo * CpndVariable

Name	Value	Description
DF	1.000	Dilution Factor
Vt	10000.000	final volume
Vo	30.000	initial volume
Cpnd Variable		Local Compound Variable

RT	EXP RT	DLT RT	RESPONSE	CONCENTRATIONS ON-COL (ng)	FINAL (ug/kg)	TARGET RANGE	RATIO
6 AROCLOR-1248					CAS #: 12672-29-6		
1.898	1.904	-0.006	83099	0.09841	32.80	80.00- 120.00	100.00(M)
2.333	2.339	-0.006	184146	0.10098	33.66	167.55- 279.25	221.60
2.881	2.888	-0.007	247389	0.13001	43.34	166.95- 278.26	297.70
3.537	3.545	-0.008	142206	0.09324	31.08	140.72- 234.54	171.13
3.946	3.954	-0.008	108444	0.10747	35.82	95.39- 158.98	130.50
		Average of Peak Concentrations =			35.34		

QC Flag Legend

M - Compound response manually integrated.

2631

Data File: \\CANSVR11\DD\chem\GCS\a2hp10.i\100118-1.b\048F3101.D
Date : 18-JAN-2010 18:34
Client ID:
Instrument: a2hp10.i
Sample Info: 1248 1ML MDL
Volume Injected (uL): 1.0
Operator:
Column phase: restek pest clpI
Column diameter: 0.53

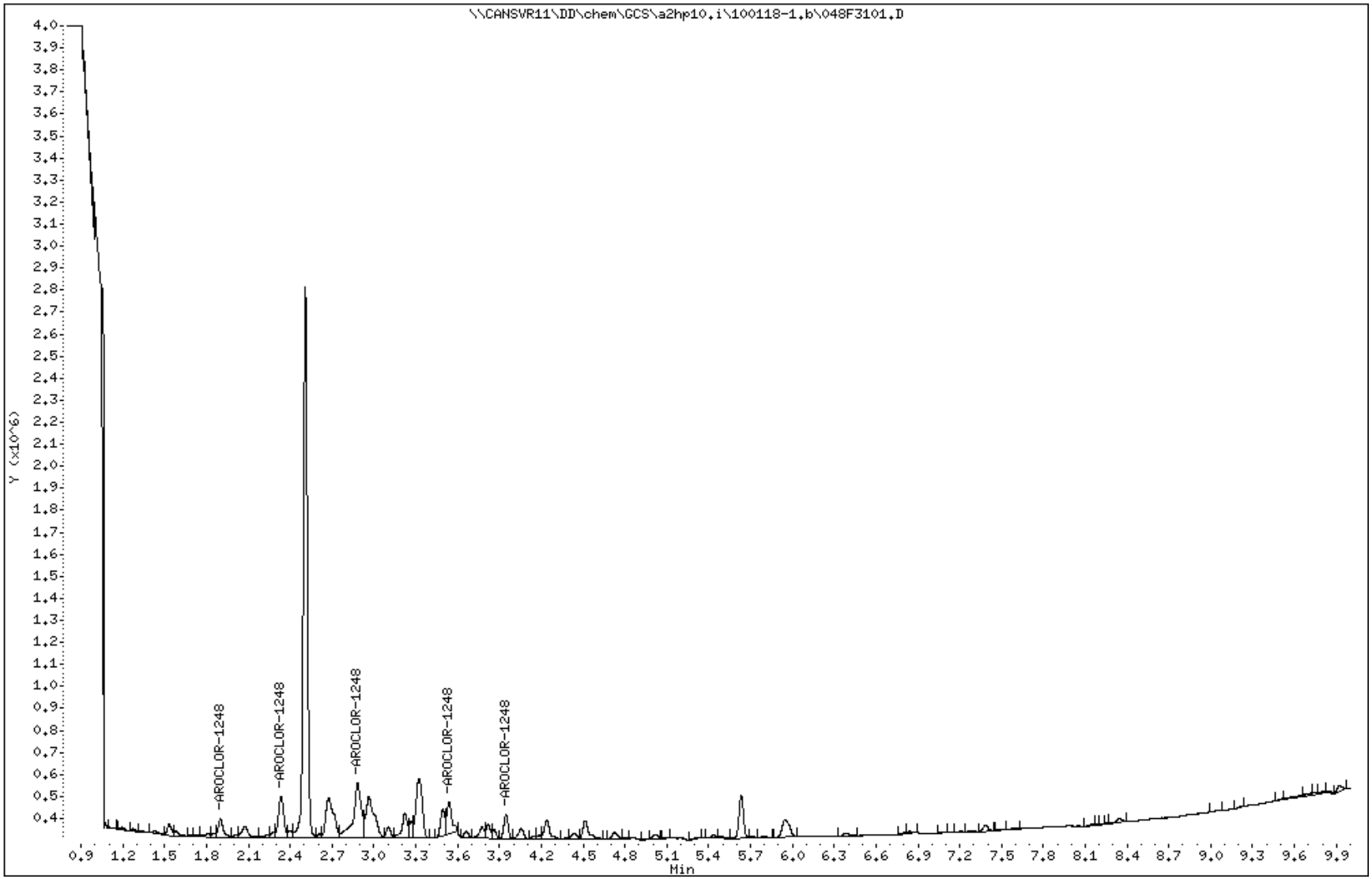

North Canton

Data File Name: 048F3101.D
Inj. Date and Time: 18-JAN-2010 18:34
Instrument ID: a2hp10.i
Client ID:
Compound Name: AROCLOR-1248
CAS #: 12672-29-6
Report Date: 01/19/2010

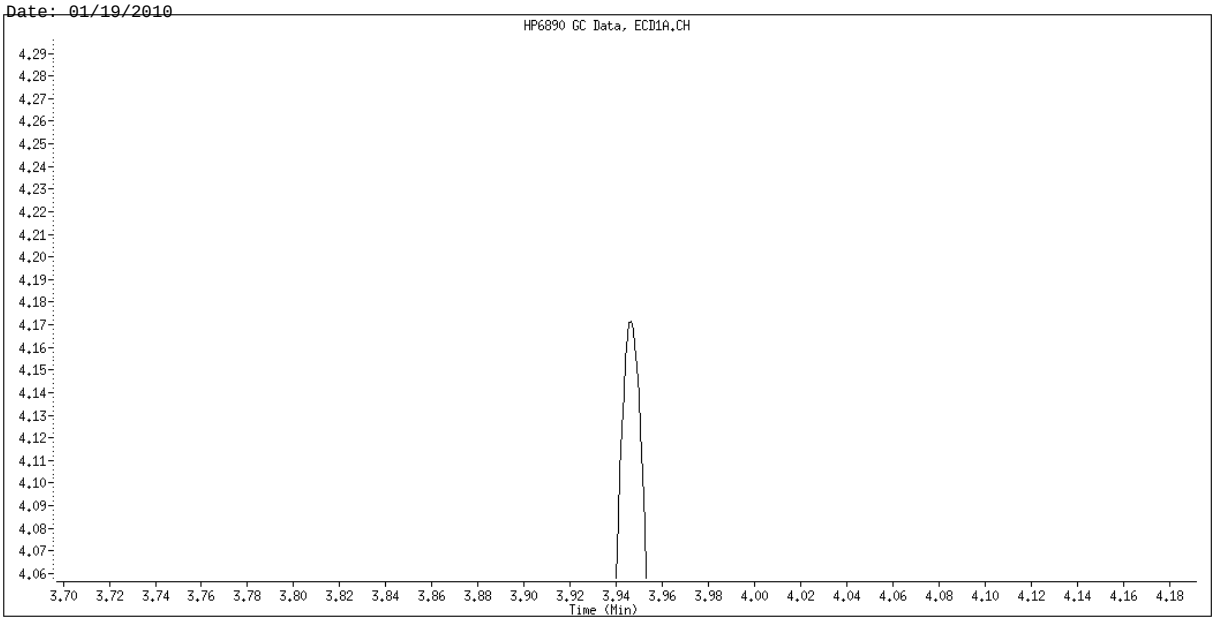

Original Integration

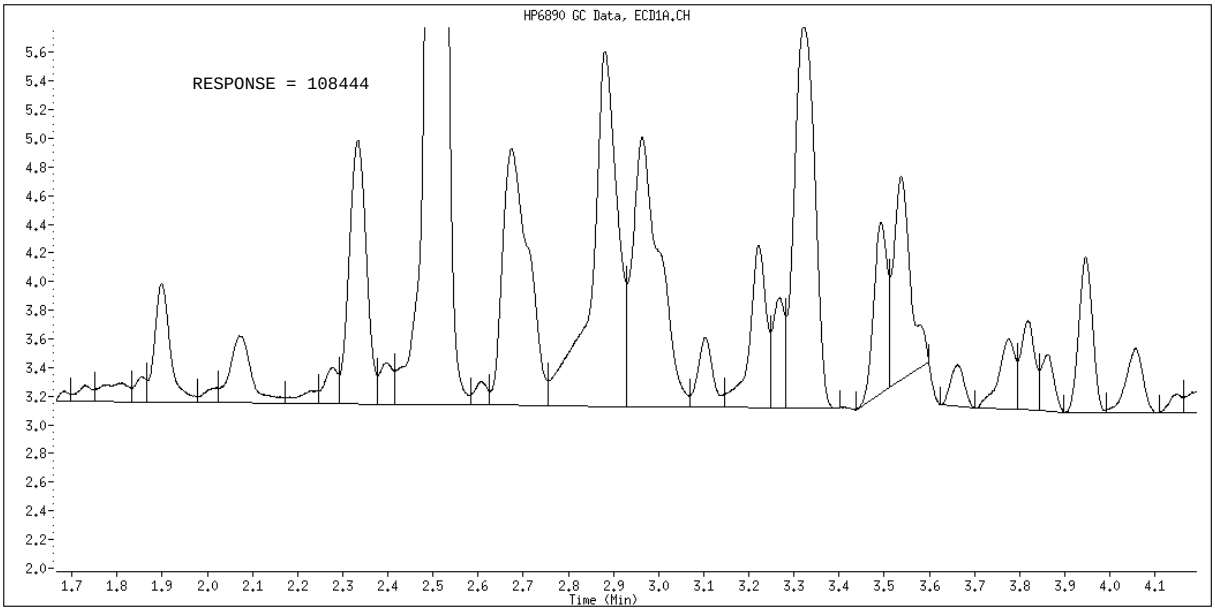

Manual Integration

Manually Integrated By: hassl
Manual Integration Reason: Analyte not Identified by the Data System

Data File: \\CANSVR11\DD\chem\GCS\a2hp10.i\100118-1.b\049F3201.D
Report Date: 19-Jan-2010 13:01

TestAmerica North Canton

PCB 8082/608

Data file : \\CANSVR11\DD\chem\GCS\a2hp10.i\100118-1.b\049F3201.D
Lab Smp Id: BLK 10ML
Inj Date : 18-JAN-2010 18:50
Operator : Inst ID: a2hp10.i
Smp Info : BLK 10ML
Misc Info : BLANK MDL VERIFICATION 10 ML SOLID
Comment :
Method : \\CANSVR11\DD\chem\GCS\a2hp10.i\100118-1.b\PCB10.m
Meth Date : 19-Jan-2010 12:38 hassl Quant Type: ESTD
Cal Date : 13-JAN-2010 23:20 Cal File: 042F4201.D
Als bottle: 49
Dil Factor: 1.00000
Integrator: Falcon Compound Sublist: all.sub
Target Version: 4.14 Sample Matrix: SOIL
Processing Host: CANPMSV21

Concentration Formula: Amt * DF * Vt/Vo * CpndVariable

Name	Value	Description
DF	1.000	Dilution Factor
Vt	10000.000	final volume
Vo	30.000	initial volume
Cpnd Variable		Local Compound Variable

				CONCENTRATIONS ON-COL (ng)	FINAL (ug/kg)	TARGET RANGE	RATIO	
RT	EXP RT	DLT RT	RESPONSE					
$ 1 TCMX					CAS #: 877-09-8			
1.276	1.268	0.008	18892	0.00015	0.04989			(R)
2 AROCLOR-1221					CAS #: 11104-28-2			

Peaks not detected for Quant. or Qual. signal(s).

3 AROCLOR-1016 CAS #: 12674-11-2

Compound Not Detected

4 AROCLOR-1232 CAS #: 11141-16-5

Compound Not Detected

Data File: \\CANSVR11\DD\chem\GCS\a2hp10.i\100118-1.b\049F3201.D
Report Date: 19-Jan-2010 13:01

RT	EXP RT	DLT RT	RESPONSE	CONCENTRATIONS ON-COL (ng)	FINAL (ug/kg)	TARGET RANGE	RATIO
5 AROCLOR-1242					CAS #: 53469-21-9		
Compound Not Detected							
6 AROCLOR-1248					CAS #: 12672-29-6		
Compound Not Detected							
7 AROCLOR-1254					CAS #: 11097-69-1		
Compound Not Detected							
8 AROCLOR-1260					CAS #: 11096-82-5		
Peaks not detected for Quant. or Qual. signal(s).							
9 AROCLOR-1262					CAS #: 37324-23-5		
4.248	4.152	0.096	3714	0.00215	0.7181	75.00- 125.00	100.00
4.427	4.449	-0.022	4351	0.00180	0.6005	106.02- 176.71	117.15
4.879	4.861	0.018	9263	0.00315	1.051	130.61- 217.68	249.41
5.140	5.111	0.029	4338	0.00160	0.5332	120.21- 200.35	116.80
5.423	5.445	-0.022	9284	0.00163	0.5418	262.19- 436.98	249.97
Average of Peak Concentrations =					0.6889		
10 AROCLOR-1268					CAS #: 11100-14-4		
Peaks not detected for Quant. or Qual. signal(s).							
M 11 TOTAL PCB					CAS #: 1336-36-3		
			6190	0.00207	0.6889		
$ 12 DCB					CAS #: 2051-24-3		
6.833	6.880	-0.047	11652	1e-004	0.03308		(R)

QC Flag Legend

R - Spike/Surrogate failed recovery limits.

Data File: \\CANSVR11\DD\chem\GCS\a2hp10.i\100118-1.b\049F3201.D
Date : 18-JAN-2010 18:50
Client ID:
Instrument: a2hp10.i
Sample Info: BLK 10ML
Volume Injected (uL): 1.0
Operator:
Column phase: restek pest clpI
Column diameter: 0.53

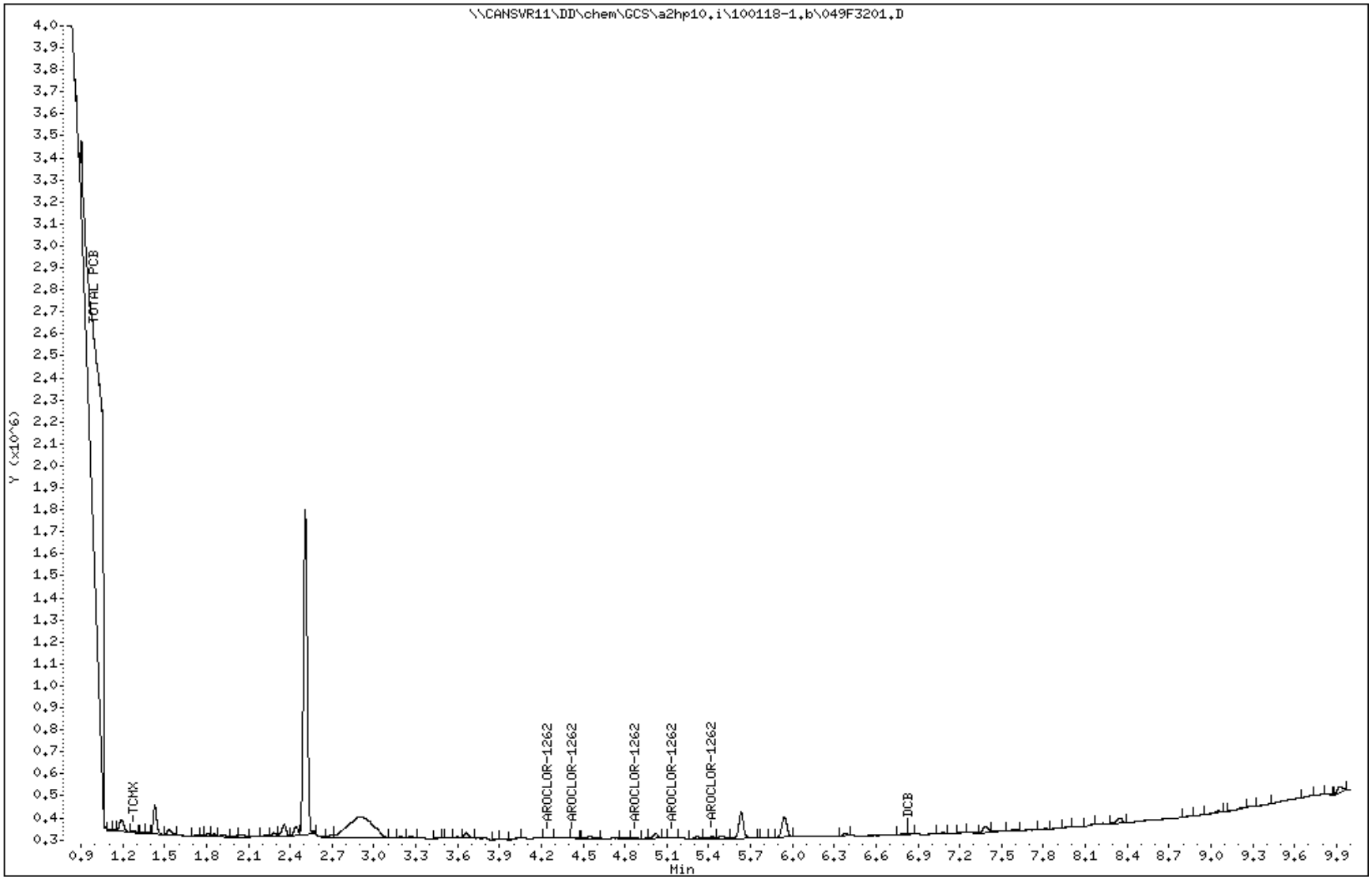

TestAmerica North Canton

PCB 8082/608

Data file : \\CANSVR11\dd\chem\GCS\a2hp10.i\100111-1.b\100111-1.b\038F3801.D
Lab Smp Id: 1232 MDL10ML
Inj Date : 11-JAN-2010 16:07
Operator : Inst ID: a2hp10.i
Smp Info : 1232 MDL10ML
Misc Info : 1232 MDL VERIFICATION 10ML SOLID TV=24.75UG/KG
Comment :
Method : \\CANSVR11\dd\chem\GCS\a2hp10.i\100111-1.b\PCB10.m\PCB10R.m
Meth Date : 15-Jan-2010 10:27 hassl Quant Type: ESTD
Cal Date : 23-DEC-2009 02:24 Cal File: 043F4301.D
Als bottle: 38
Dil Factor: 1.00000
Integrator: Falcon Compound Sublist: 1-AR1232.SUB
Target Version: 4.14 Sample Matrix: SOIL
Processing Host: CANPMSV21

Concentration Formula: Amt * DF * Vt/Vo * CpndVariable

Name	Value	Description
DF	1.000	Dilution Factor
Vt	10000.000	final volume
Vo	30.000	initial volume
Cpnd Variable		Local Compound Variable

RT	EXP RT	DLT RT	RESPONSE	CONCENTRATIONS ON-COL (ng)	CONCENTRATIONS FINAL (ug/kg)	TARGET RANGE	RATIO
4 AROCLOR-1232					CAS #: 11141-16-5		
2.372	2.374	-0.002	360439	0.08553	28.51	80.00- 120.00	100.00(M)
2.820	2.819	0.001	234003	0.08219	27.40	49.52- 82.54	64.92
3.311	3.312	-0.001	471886	0.08965	29.88	95.64- 159.40	130.92
3.460	3.461	-0.001	236035	0.09607	32.02	44.29- 73.81	65.49
3.568	3.570	-0.002	189153	0.10695	35.65	32.51- 54.18	52.48
		Average of Peak Concentrations =			30.69		

QC Flag Legend

M - Compound response manually integrated.

Data File: \\CANSVR11\DD\chem\GCS\a2hp10.i\100111-1.b\100111-1.b\038F3801.D
Date : 11-JAN-2010 16:07
Client ID:
Instrument: a2hp10.i
Sample Info: 1232 MDL10ML
Volume Injected (uL): 1.0
Operator:
Column phase: restek pest clpII
Column diameter: 0.53

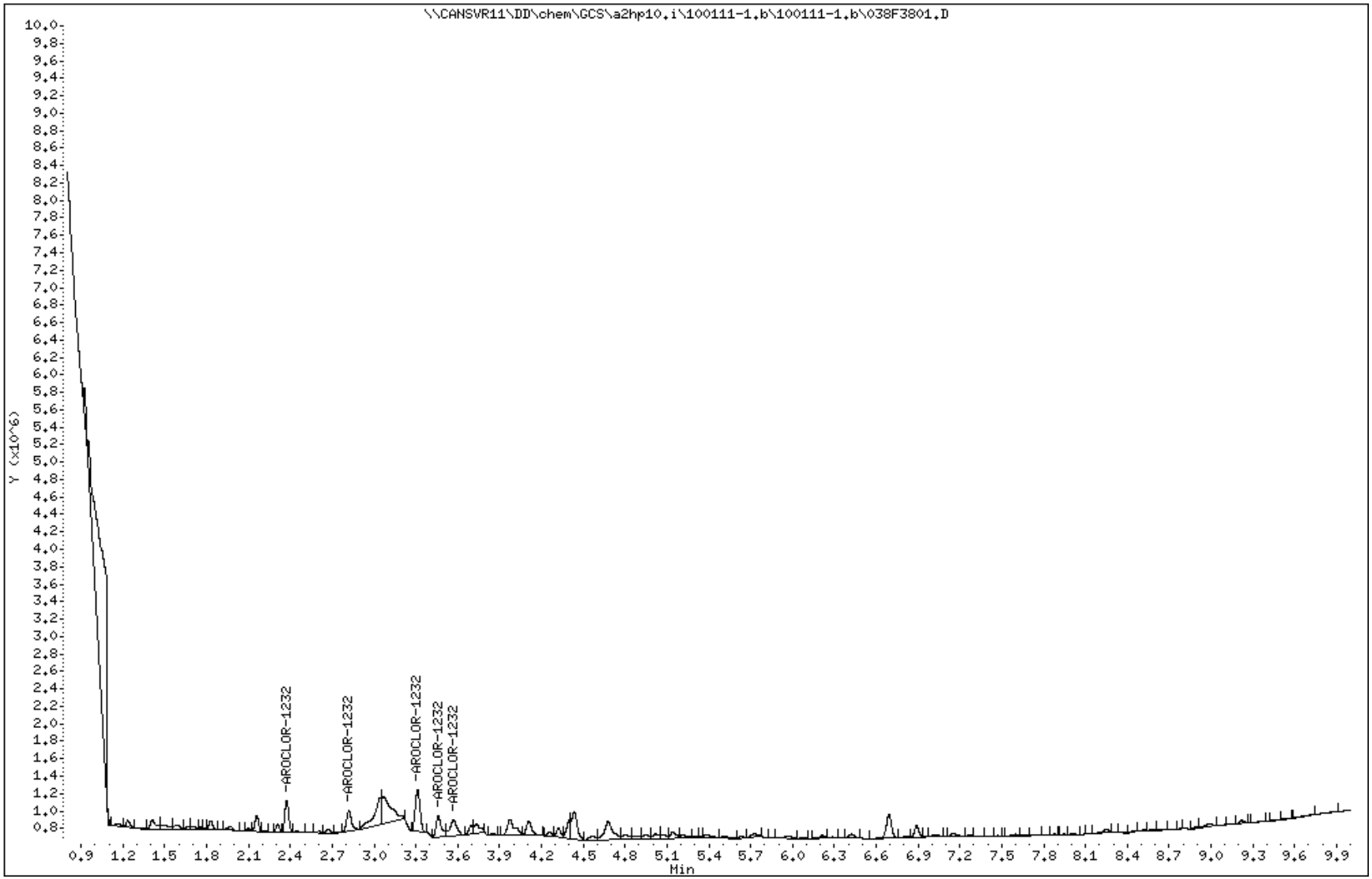

Data File Name: 038F3801.D
Inj. Date and Time: 11-JAN-2010 16:07
Instrument ID: a2hp10.i
Client ID:
Compound Name: AROCLOR-1232
CAS #: 11141-16-5
Report Date: 01/15/2010

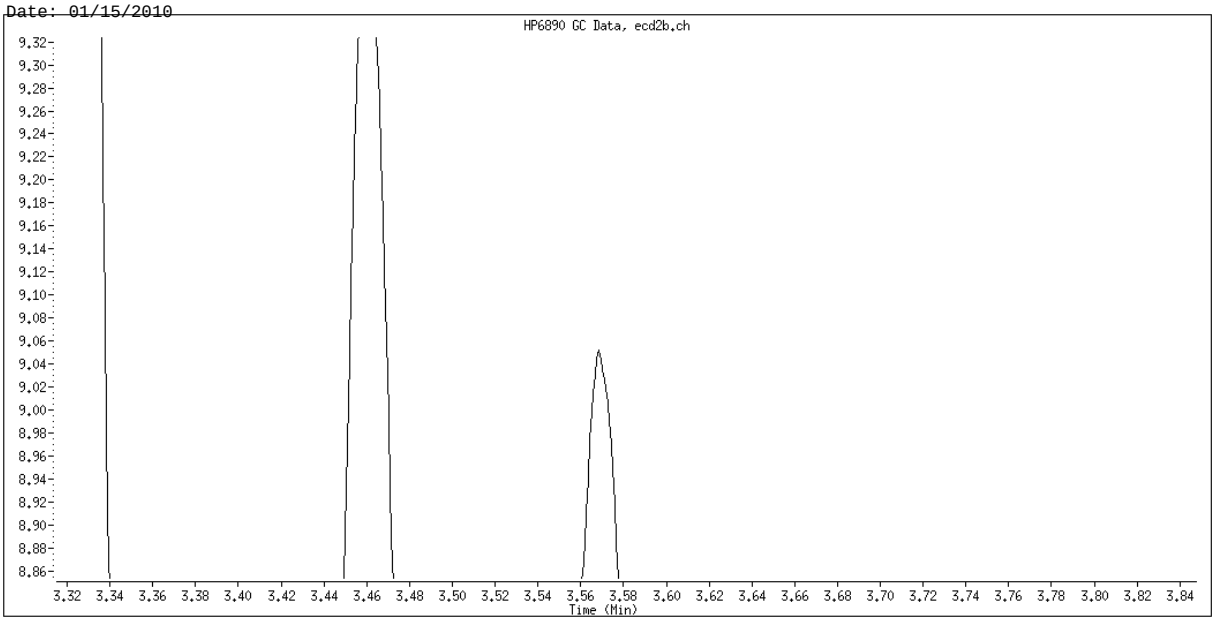

Original Integration

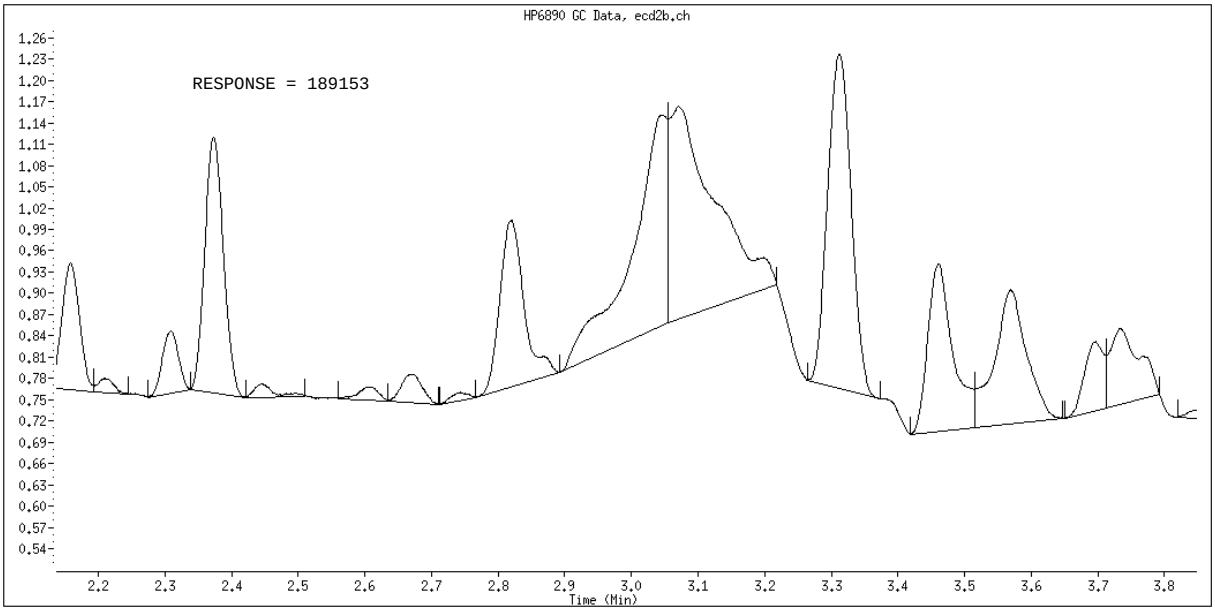

Manual Integration

Manually Integrated By: hassl
Manual Integration Reason: Analyte not Identified by the Data System

TestAmerica North Canton

PCB 8082/608

Data file : \\CANSVR11\dd\chem\GCS\a2hp10.i\100111-1.b\100111-1.b\039F3901.D
Lab Smp Id: 1242 MDL 10ML
Inj Date : 11-JAN-2010 16:22
Operator : Inst ID: a2hp10.i
Smp Info : 1242 MDL 10ML
Misc Info : 1242 MDL VERIFICATION 10ML SOLID TV=24.75UG/KG
Comment :
Method : \\CANSVR11\dd\chem\GCS\a2hp10.i\100111-1.b\PCB10.m\PCB10R.m
Meth Date : 15-Jan-2010 10:27 hassl Quant Type: ESTD
Cal Date : 23-DEC-2009 02:24 Cal File: 043F4301.D
Als bottle: 39
Dil Factor: 1.00000
Integrator: Falcon Compound Sublist: 2-AR1242.SUB
Target Version: 4.14 Sample Matrix: SOIL
Processing Host: CANPMSV21

Concentration Formula: Amt * DF * Vt/Vo * CpndVariable

Name	Value	Description
DF	1.000	Dilution Factor
Vt	10000.000	final volume
Vo	30.000	initial volume
Cpnd Variable		Local Compound Variable

				CONCENTRATIONS ON-COL (ng)	FINAL (ug/kg)	TARGET RANGE	RATIO
5 AROCLOR-1242					CAS #: 53469-21-9		
2.371	2.371	0.000	580478	0.08539	28.46	80.00- 120.00	100.00(M)
2.818	2.817	0.001	1347287	0.10167	33.89	145.71- 242.85	232.10
3.311	3.310	0.001	2892381	0.11351	37.84	286.81- 478.02	498.28
3.460	3.459	0.001	1102453	0.09773	32.58	127.25- 212.09	189.92
3.570	3.569	0.001	1024887	0.11383	37.94	102.47- 170.79	176.56
		Average of Peak Concentrations =			34.14		

QC Flag Legend

M - Compound response manually integrated.

Data File: \\CANSVR11\DD\chem\GCS\a2hp10.i\100111-1.b\100111-1.b\039F3901.D
Date : 11-JAN-2010 16:22
Client ID:
Instrument: a2hp10.i
Sample Info: 1242 MDL 10ML
Volume Injected (uL): 1.0
Operator:
Column phase: restek pest clpII
Column diameter: 0.53

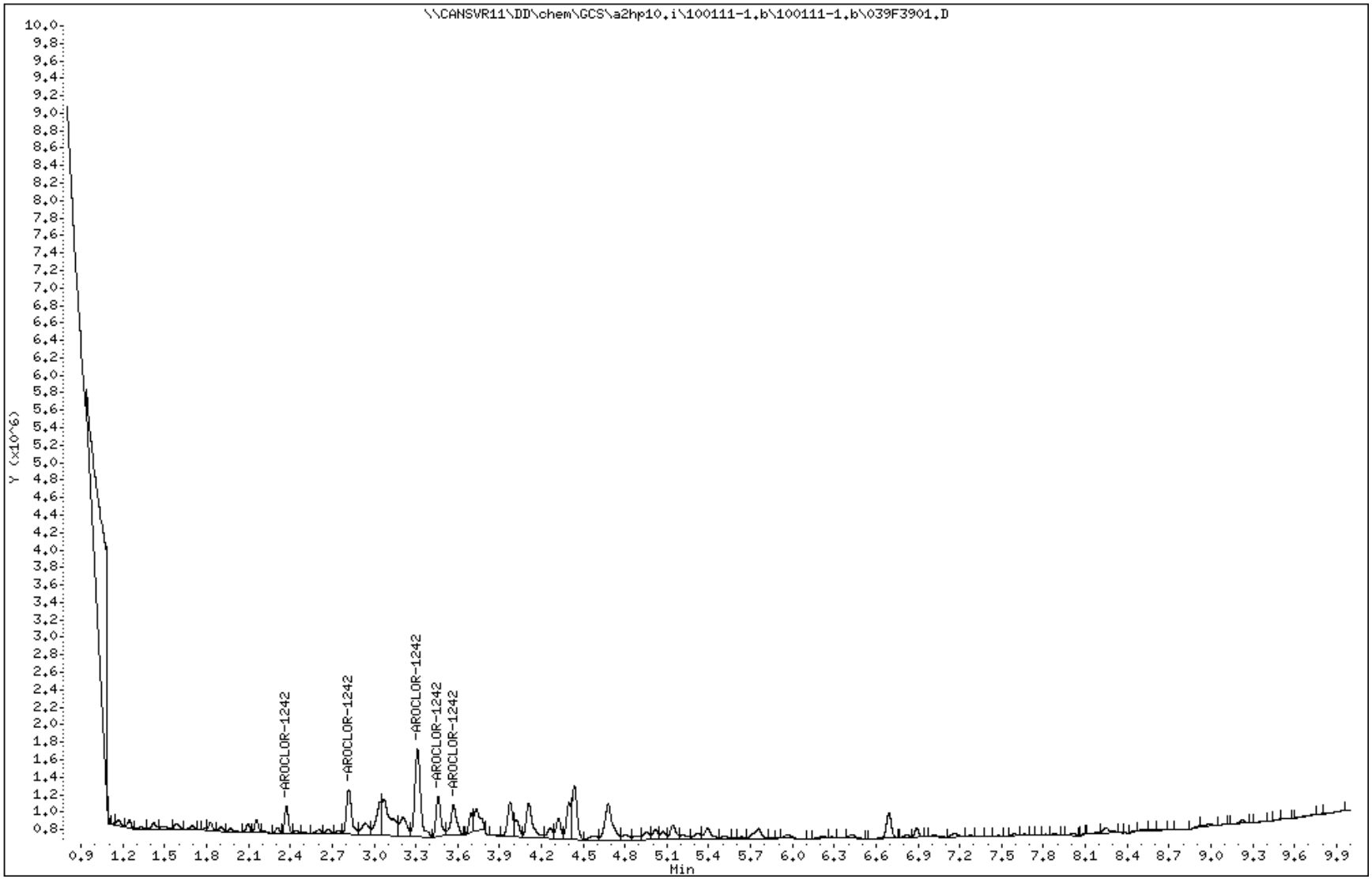

Data File Name: 039F3901.D
Inj. Date and Time: 11-JAN-2010 16:22
Instrument ID: a2hp10.i
Client ID:
Compound Name: AROCLOR-1242
CAS #: 53469-21-9
Report Date: 01/15/2010

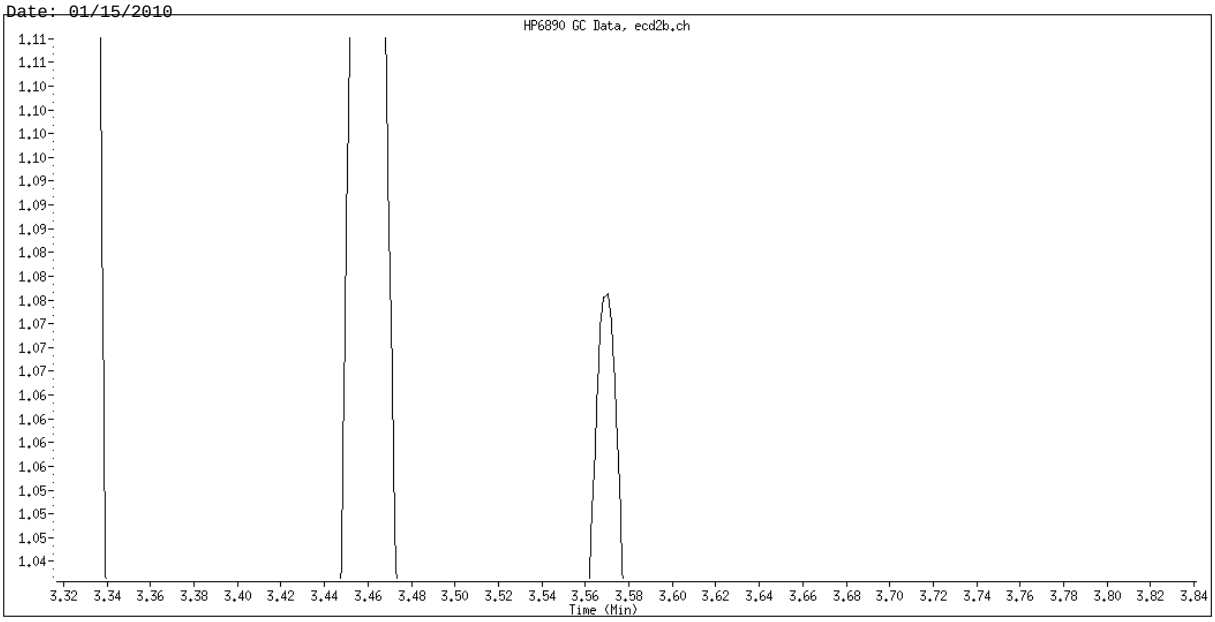

Original Integration

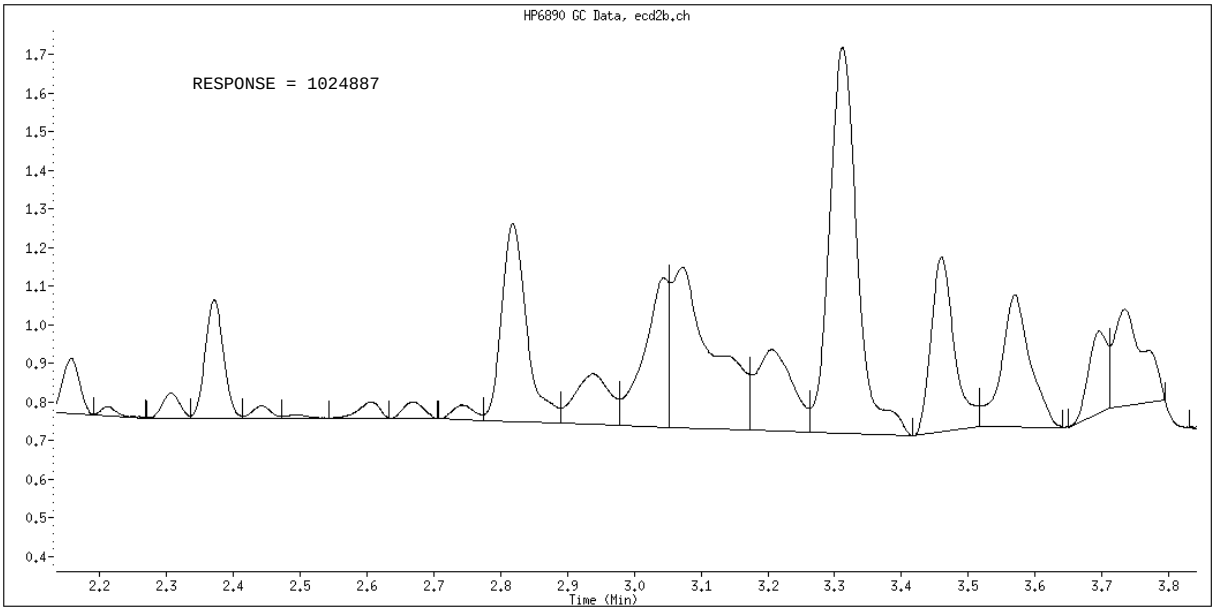

Manual Integration

Manually Integrated By: hassl
Manual Integration Reason: Analyte not Identified by the Data System

TestAmerica North Canton

PCB 8082/608

Data file : \\CANSVR11\dd\chem\GCS\a2hp10.i\100111-1.b\100111-1.b\041F4101.D
Lab Smp Id: 2154 MDL 10ML
Inj Date : 11-JAN-2010 16:52
Operator : Inst ID: a2hp10.i
Smp Info : 2154 MDL 10ML
Misc Info : 2154 MDL VERIFICATION 10ML SOLID TV=24.75UG/KG
Comment :
Method : \\CANSVR11\dd\chem\GCS\a2hp10.i\100111-1.b\PCB10.m\PCB10R.m
Meth Date : 15-Jan-2010 10:27 hassl Quant Type: ESTD
Cal Date : 23-DEC-2009 02:24 Cal File: 043F4301.D
Als bottle: 41
Dil Factor: 1.00000
Integrator: Falcon Compound Sublist: 9-AR2154.SUB
Target Version: 4.14 Sample Matrix: SOIL
Processing Host: CANPMSV21

Concentration Formula: Amt * DF * Vt/Vo * CpndVariable

Name	Value	Description
DF	1.000	Dilution Factor
Vt	10000.000	final volume
Vo	30.000	initial volume
Cpnd Variable		Local Compound Variable

RT	EXP RT	DLT RT	RESPONSE	CONCENTRATIONS ON-COL (ng)	FINAL (ug/kg)	TARGET RANGE	RATIO
7 AROCLOR-1254					CAS #: 11097-69-1		
4.432	4.434	-0.002	861710	0.11063	36.88	80.00- 120.00	100.00(M)
4.653	4.653	0.000	729370	0.09187	30.62	80.21- 133.68	84.64
5.140	5.140	0.000	1078727	0.09328	31.09	122.34- 203.90	125.18
5.756	5.757	-0.001	643187	0.09361	31.20	75.22- 125.37	74.64
5.963	5.964	-0.001	881302	0.09405	31.35	100.38- 167.30	102.27
		Average of Peak Concentrations =			32.23		
2 AROCLOR-1221					CAS #: 11104-28-2		
2.155	2.158	-0.003	683560	0.13593	45.31	80.00- 120.00	100.00(M)
2.307	2.308	-0.001	256461	0.08163	27.21	49.75- 82.91	37.52
2.371	2.372	-0.001	985117	0.08571	28.57	174.90- 291.49	144.12
		Average of Peak Concentrations =			33.70		

QC Flag Legend

M - Compound response manually integrated.

Data File: \\CANSVR11\DD\chem\GCS\a2hp10.i\100111-1.b\100111-1.b\041F4101.D
Date : 11-JAN-2010 16:52
Client ID:
Instrument: a2hp10.i
Sample Info: 2154 MDL 10ML
Volume Injected (uL): 1.0
Operator:
Column phase: restek pest clpII
Column diameter: 0.53

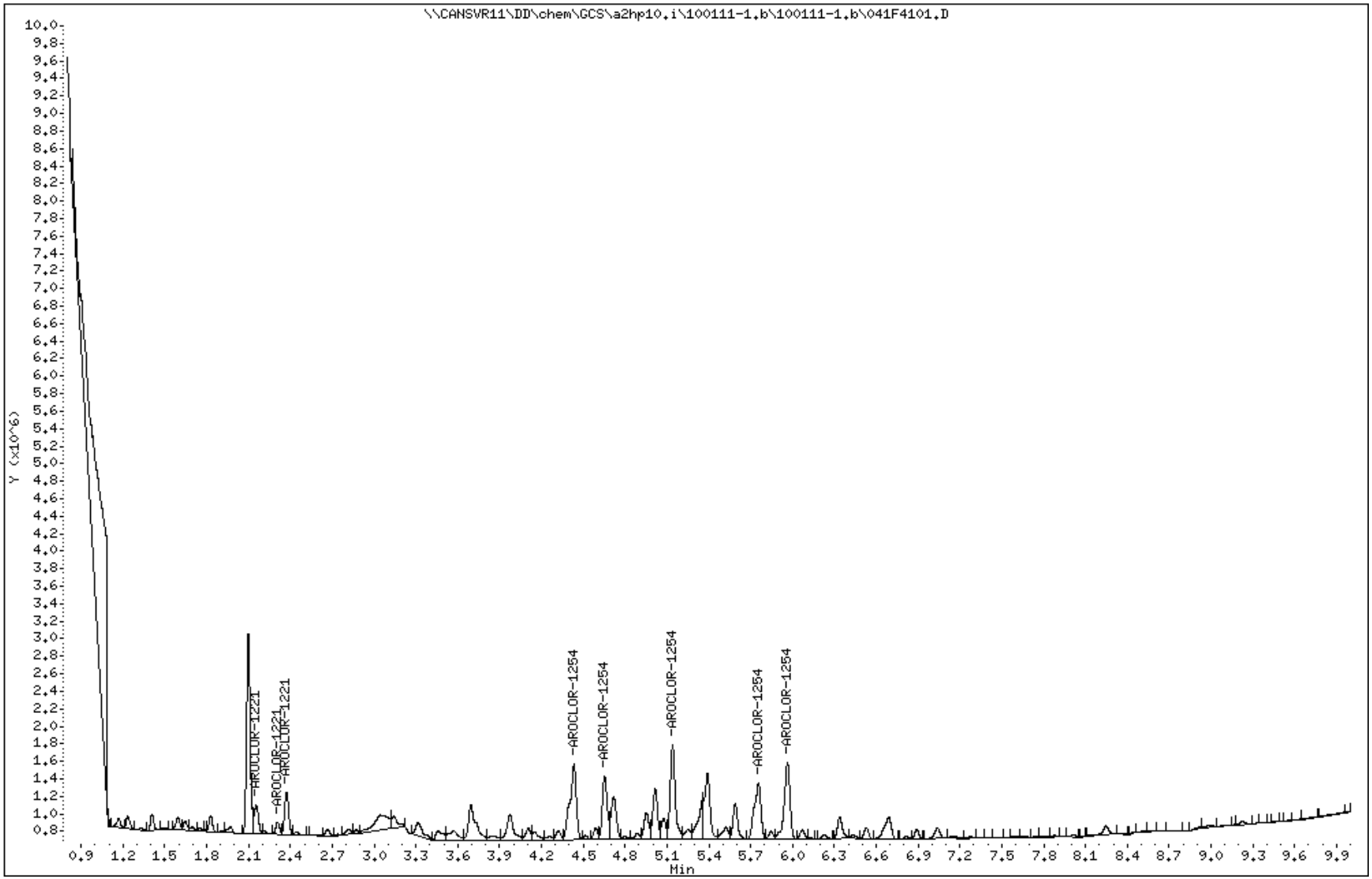

Data File Name: 041F4101.D
Inj. Date and Time: 11-JAN-2010 16:52
Instrument ID: a2hp10.i
Client ID:
Compound Name: AROCLOR-1221
CAS #: 11104-28-2
Report Date: 01/15/2010

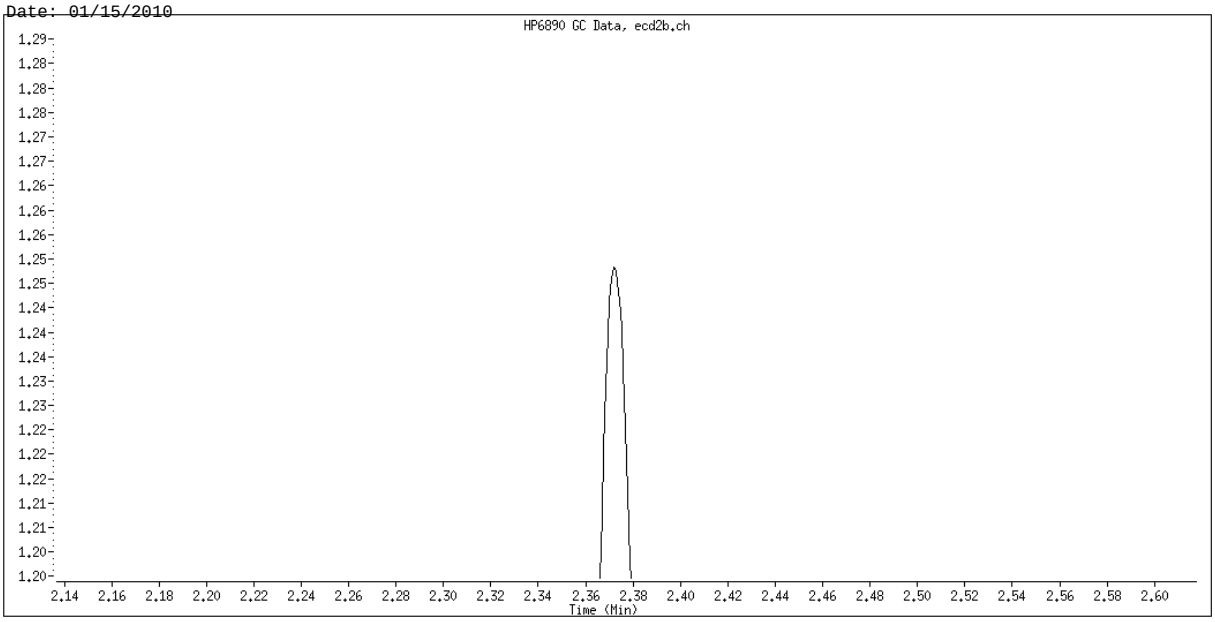

Original Integration

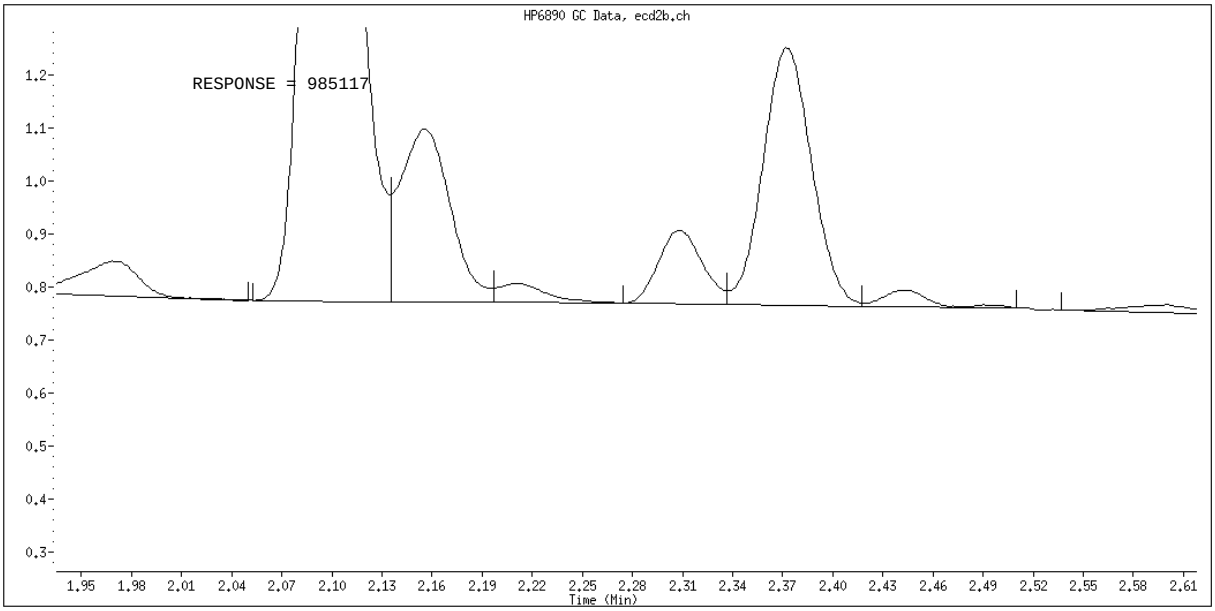

Manual Integration

Manually Integrated By: hassl
Manual Integration Reason: Analyte not Identified by the Data System

Data File Name: 041F4101.D
Inj. Date and Time: 11-JAN-2010 16:52
Instrument ID: a2hp10.i
Client ID:
Compound Name: AROCLOR-1254
CAS #: 11097-69-1
Report Date: 01/15/2010

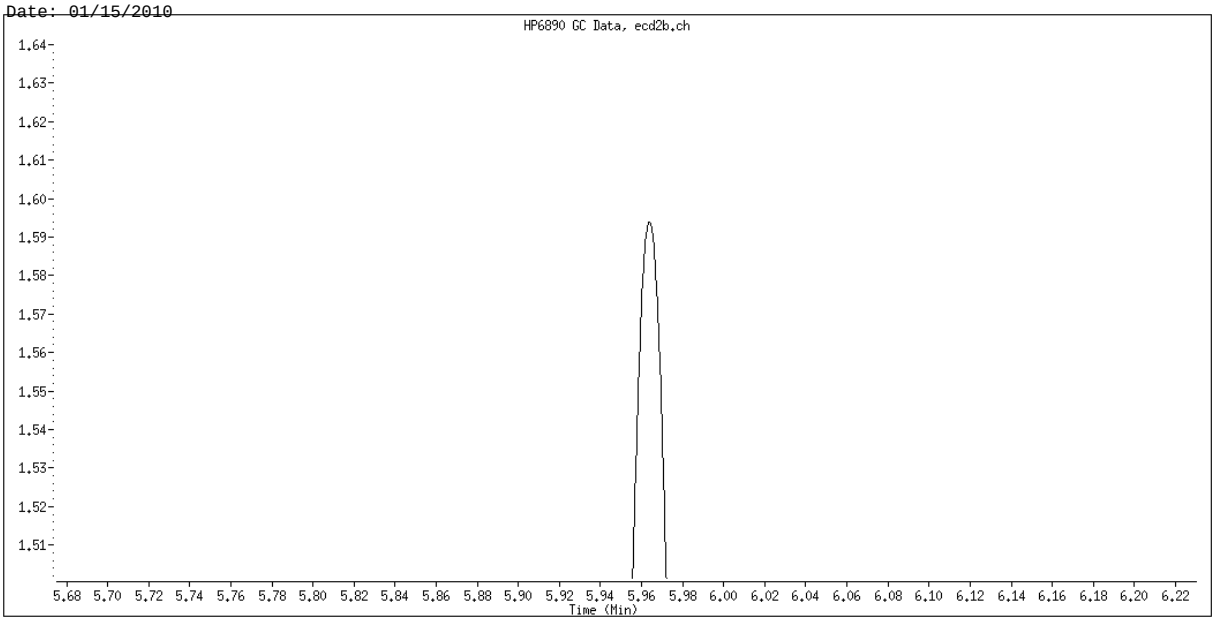

Original Integration

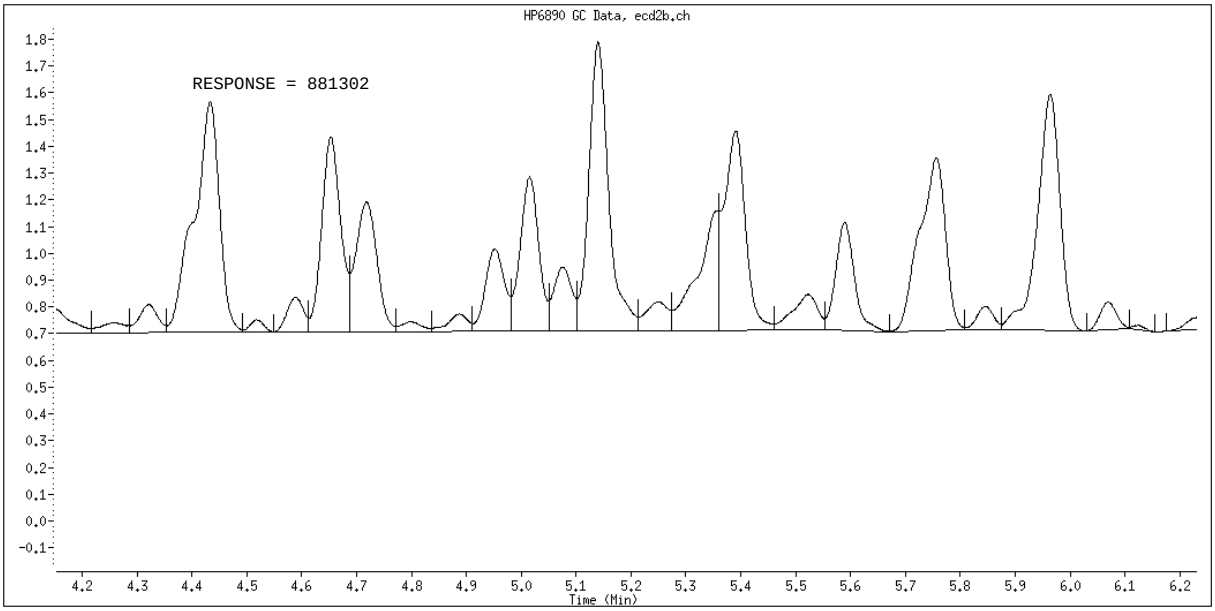

Manual Integration

Manually Integrated By: hassl
Manual Integration Reason: Analyte not Identified by the Data System

TestAmerica North Canton

PCB 8082/608

Data file : \\CANSVR11\dd\chem\GCS\a2hp10.i\100111-1.b\100111-1.b\042F4201.D
Lab Smp Id: 1660 MDL 10ML
Inj Date : 11-JAN-2010 17:08
Operator : Inst ID: a2hp10.i
Smp Info : 1660 MDL 10ML
Misc Info : 1660 MDL VERIFICATION 10ML SOLID TV=24.75UG/KG
Comment :
Method : \\CANSVR11\dd\chem\GCS\a2hp10.i\100111-1.b\PCB10.m\PCB10R.m
Meth Date : 15-Jan-2010 10:27 hassl Quant Type: ESTD
Cal Date : 23-DEC-2009 02:24 Cal File: 043F4301.D
Als bottle: 42
Dil Factor: 1.00000
Integrator: Falcon Compound Sublist: 12-AR1660TD.SUB
Target Version: 4.14 Sample Matrix: SOIL
Processing Host: CANPMSV21

Concentration Formula: Amt * DF * Vt/Vo * CpndVariable

Name	Value	Description
DF	1.000	Dilution Factor
Vt	10000.000	final volume
Vo	30.000	initial volume
Cpnd Variable		Local Compound Variable

RT	EXP RT	DLT RT	RESPONSE	CONCENTRATIONS ON-COL (ng)	CONCENTRATIONS FINAL (ug/kg)	TARGET RANGE	RATIO
$ 1 TCMX					CAS #: 877-09-8		
1.831	1.832	-0.001	2097424	0.00436	1.452		(R)
3 AROCLOR-1016					CAS #: 12674-11-2		
2.371	2.371	0.000	652956	0.07973	26.58	80.00- 120.00	100.00(M)
2.817	2.818	-0.001	1486199	0.09315	31.05	136.41- 227.35	227.61
3.311	3.311	0.000	3361093	0.10836	36.12	271.04- 451.74	514.75
3.459	3.459	0.000	1387901	0.09958	33.19	113.15- 188.58	212.56
3.568	3.570	-0.002	0	0.0000	0.0000	91.70- 152.84	0.00
Average of Peak Concentrations =					31.73		
8 AROCLOR-1260					CAS #: 11096-82-5		
5.354	5.355	-0.001	2125422	0.10774	35.91	80.00- 120.00	100.00
5.589	5.591	-0.002	2033047	0.09533	31.78	78.92- 131.53	95.65
5.961	5.962	-0.001	2874140	0.09561	31.87	111.57- 185.94	135.23
6.656	6.658	-0.002	4328722	0.11562	38.54	142.80- 238.00	203.66
7.039	7.040	-0.001	2614848	0.09605	32.02	100.36- 167.26	123.03
Average of Peak Concentrations =					34.02		

```
$  12 DCB                                        CAS #: 2051-24-3
8.282    8.283   -0.001         1788922 0.00523    1.744                       (R)
-------------------------------------------------------------------------------
```

QC Flag Legend

R - Spike/Surrogate failed recovery limits.
M - Compound response manually integrated.

Data File: \\CANSVR11\DD\chem\GCS\a2hp10.i\100111-1.b\100111-1.b\042F4201.D
Date : 11-JAN-2010 17:08
Client ID:
Instrument: a2hp10.i
Sample Info: 1660 MDL 10ML
Volume Injected (uL): 1.0
Operator:
Column phase: restek pest clpII
Column diameter: 0.53

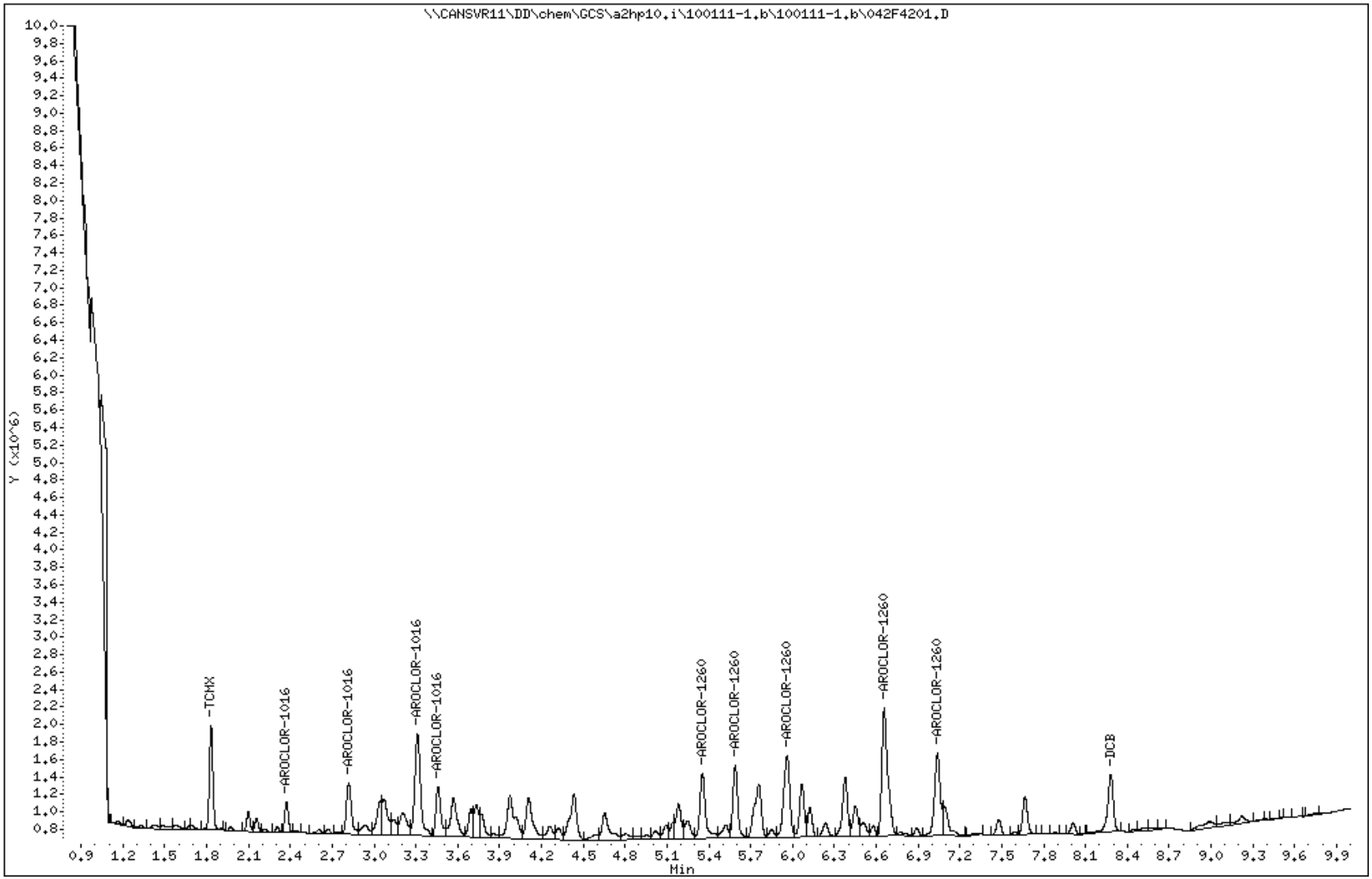

Data File Name: 042F4201.D
Inj. Date and Time: 11-JAN-2010 17:08
Instrument ID: a2hp10.i
Client ID:
Compound Name: AROCLOR-1016
CAS #: 12674-11-2
Report Date: 01/15/2010

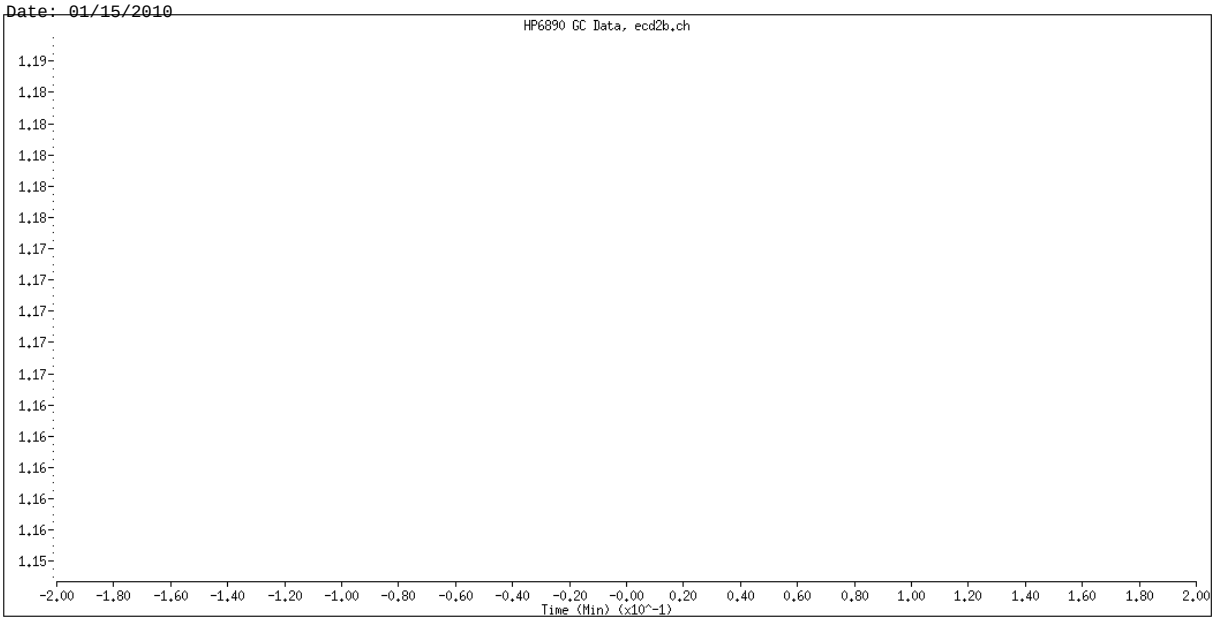

Original Integration

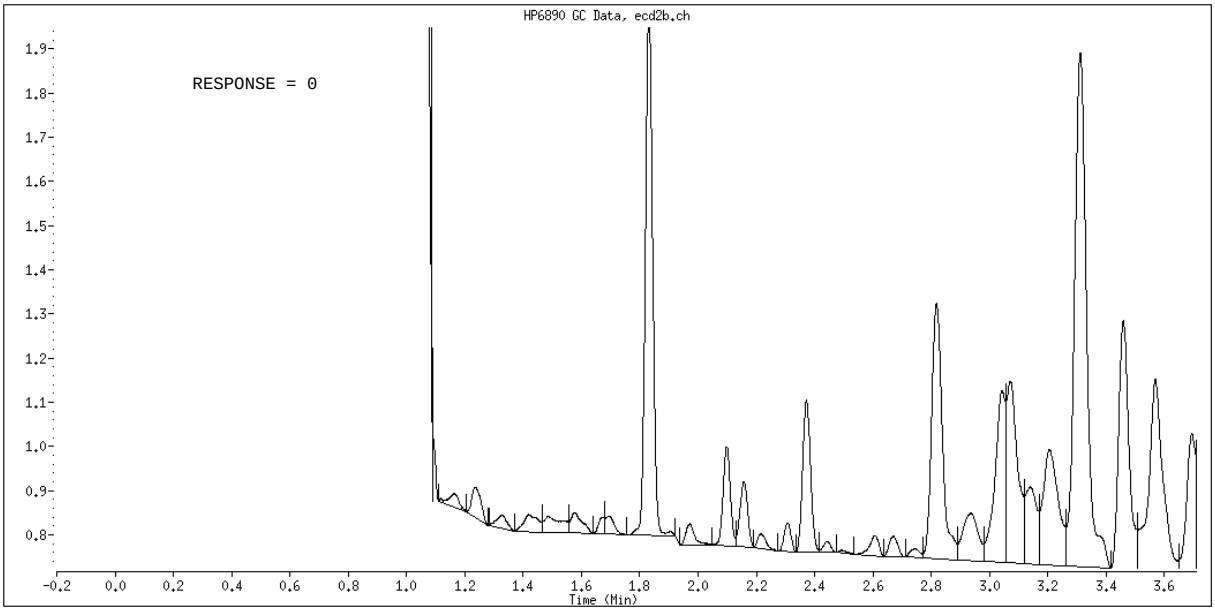

Manual Integration

Manually Integrated By: hassl
Manual Integration Reason: Manually Assigned

TestAmerica North Canton

PCB 8082/608

Data file : \\CANSVR11\dd\chem\GCS\a2hp10.i\100111-1.b\100111-1.b\043F4301.D
Lab Smp Id: 1262 MDL 10ML
Inj Date : 11-JAN-2010 17:23
Operator : Inst ID: a2hp10.i
Smp Info : 1262 MDL 10ML
Misc Info : 1262 MDL VERIFICATION 10ML SOLID TV=33UG/KG
Comment :
Method : \\CANSVR11\dd\chem\GCS\a2hp10.i\100111-1.b\PCB10.m\PCB10R.m
Meth Date : 15-Jan-2010 10:27 hassl Quant Type: ESTD
Cal Date : 23-DEC-2009 02:24 Cal File: 043F4301.D
Als bottle: 43
Dil Factor: 1.00000
Integrator: Falcon Compound Sublist: 13-AR1262.sub
Target Version: 4.14 Sample Matrix: SOIL
Processing Host: CANPMSV21

Concentration Formula: Amt * DF * Vt/Vo * CpndVariable

Name	Value	Description
DF	1.000	Dilution Factor
Vt	10000.000	final volume
Vo	30.000	initial volume
Cpnd Variable		Local Compound Variable

				CONCENTRATIONS ON-COL (ng)	FINAL (ug/kg)	TARGET RANGE	RATIO
RT	EXP RT	DLT RT	RESPONSE				
9 AROCLOR-1262					CAS #: 37324-23-5		
5.589	5.586	0.003	941240	0.13601	45.34	75.00- 125.00	100.00(M)
6.066	6.065	0.001	1308244	0.13287	44.29	106.04- 176.73	138.99
6.377	6.374	0.003	1275140	0.13440	44.80	101.19- 168.64	135.47
6.657	6.652	0.005	2447339	0.13920	46.40	189.79- 316.32	260.01
7.038	7.036	0.002	1673527	0.14081	46.94	127.30- 212.16	177.80
Average of Peak Concentrations =					45.55		

QC Flag Legend

M - Compound response manually integrated.

Data File: \\CANSVR11\DD\chem\GCS\a2hp10.i\100111-1.b\100111-1.b\043F4301.D
Date : 11-JAN-2010 17:23
Client ID:
Instrument: a2hp10.i
Sample Info: 1262 MDL 10ML
Volume Injected (uL): 1.0
Operator:
Column phase: restek pest clpII
Column diameter: 0.53

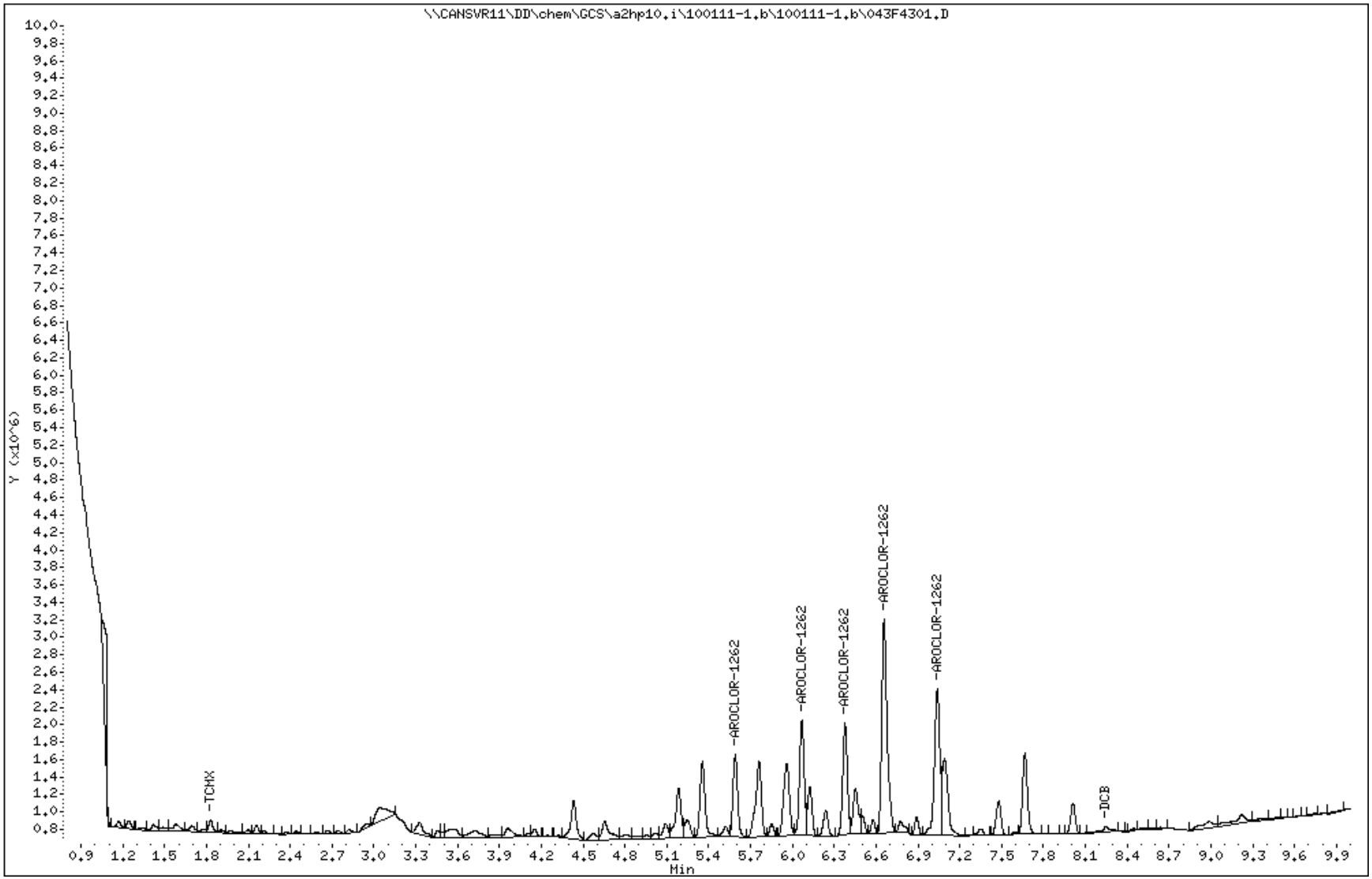

Data File Name: 043F4301.D
Inj. Date and Time: 11-JAN-2010 17:23
Instrument ID: a2hp10.i
Client ID:
Compound Name: AROCLOR-1262
CAS #: 37324-23-5
Report Date: 01/15/2010

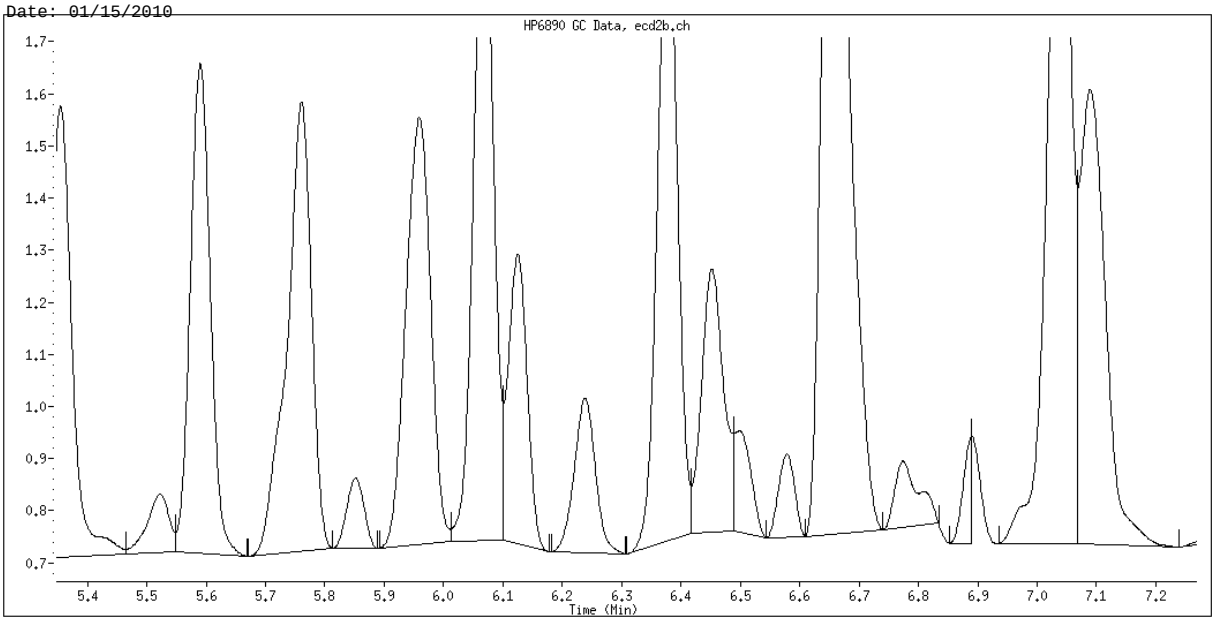

Original Integration

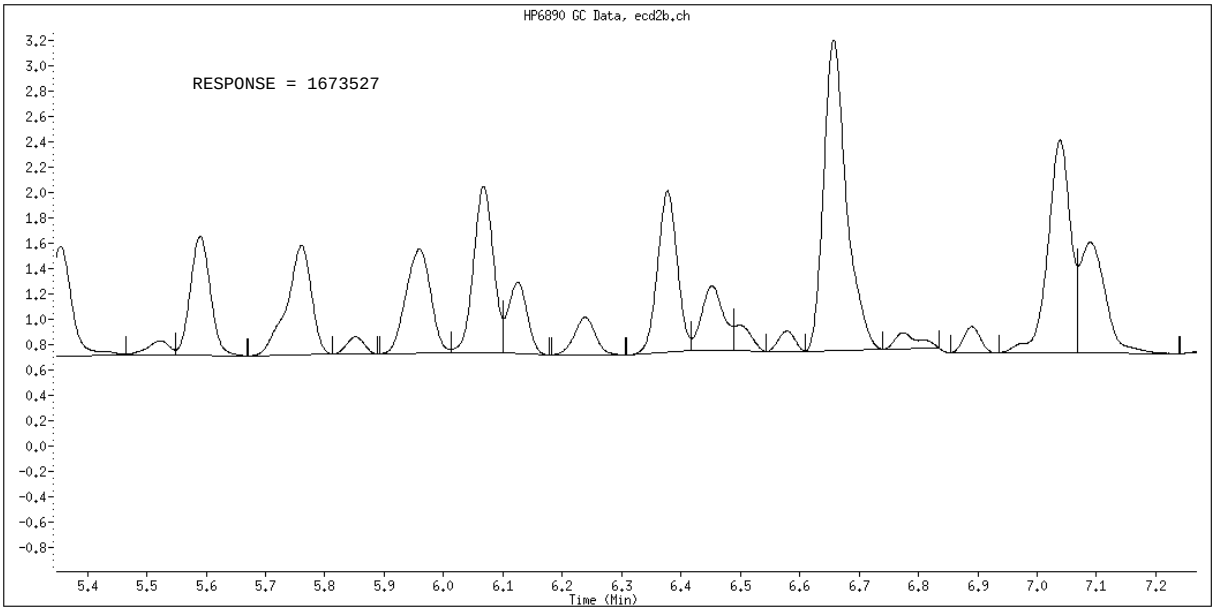

Manual Integration

Manually Integrated By: hassl
Manual Integration Reason: Analyte not Identified by the Data System

TestAmerica North Canton

PCB 8082/608

Data file : \\CANSVR11\dd\chem\GCS\a2hp10.i\100111-1.b\100111-1.b\044F4401.D
Lab Smp Id: 1268 MDL 10ML
Inj Date : 11-JAN-2010 17:38
Operator : Inst ID: a2hp10.i
Smp Info : 1268 MDL 10ML
Misc Info : 1268 MDL VERIFICATION 10ML SOLID TV=24.75UG/KG
Comment :
Method : \\CANSVR11\dd\chem\GCS\a2hp10.i\100111-1.b\PCB10.m\PCB10R.m
Meth Date : 15-Jan-2010 10:27 hassl Quant Type: ESTD
Cal Date : 23-DEC-2009 02:24 Cal File: 043F4301.D
Als bottle: 44
Dil Factor: 1.00000
Integrator: Falcon Compound Sublist: 14-AR1268.sub
Target Version: 4.14 Sample Matrix: SOIL
Processing Host: CANPMSV21

Concentration Formula: Amt * DF * Vt/Vo * CpndVariable

Name	Value	Description
DF	1.000	Dilution Factor
Vt	10000.000	final volume
Vo	30.000	initial volume
Cpnd Variable		Local Compound Variable

RT	EXP RT	DLT RT	RESPONSE	CONCENTRATIONS ON-COL (ng)	CONCENTRATIONS FINAL (ug/kg)	TARGET RANGE	RATIO
10 AROCLOR-1268					CAS #: 11100-14-4		
7.036	7.034	0.002	1949537	0.08037	26.79	75.00- 125.00	100.00(M)
7.084	7.082	0.002	1728261	0.07811	26.04	72.65- 121.08	88.65
7.350	7.349	0.001	1586568	0.07881	26.27	66.36- 110.60	81.38
7.666	7.663	0.003	687989	0.08132	27.10	27.29- 45.49	35.29
8.010	8.008	0.002	4744171	0.07746	25.82	207.45- 345.74	243.35
			Average of Peak Concentrations =		26.40		

QC Flag Legend

M - Compound response manually integrated.

Data File: \\CANSVR11\DD\chem\GCS\a2hp10.i\100111-1.b\100111-1.b\044F4401.D
Date : 11-JAN-2010 17:38
Client ID:
Instrument: a2hp10.i
Sample Info: 1268 MDL 10ML
Volume Injected (uL): 1.0
Operator:
Column phase: restek pest clpII
Column diameter: 0.53

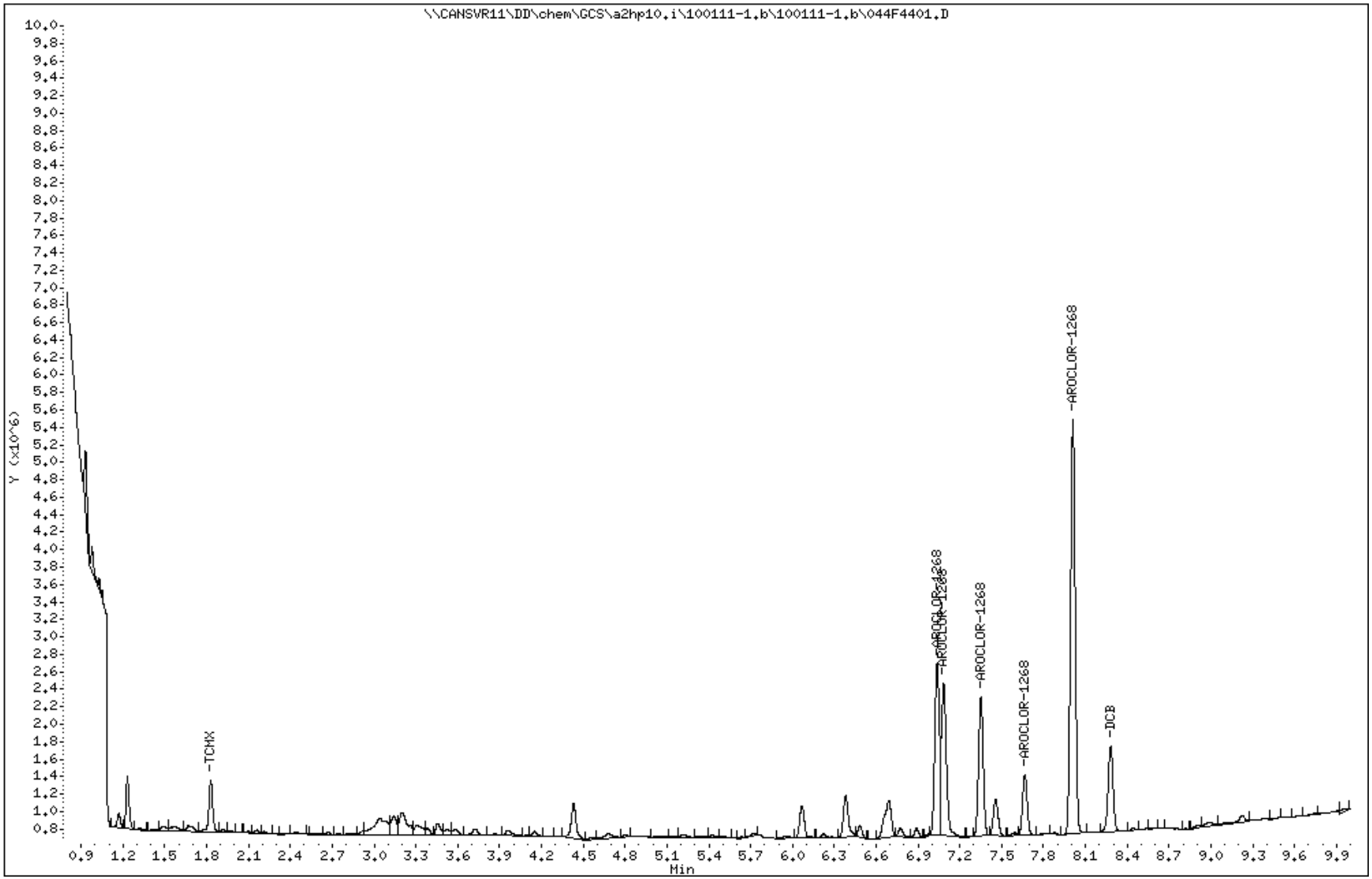

Data File Name: 044F4401.D
Inj. Date and Time: 11-JAN-2010 17:38
Instrument ID: a2hp10.i
Client ID:
Compound Name: AROCLOR-1268
CAS #: 11100-14-4
Report Date: 01/15/2010

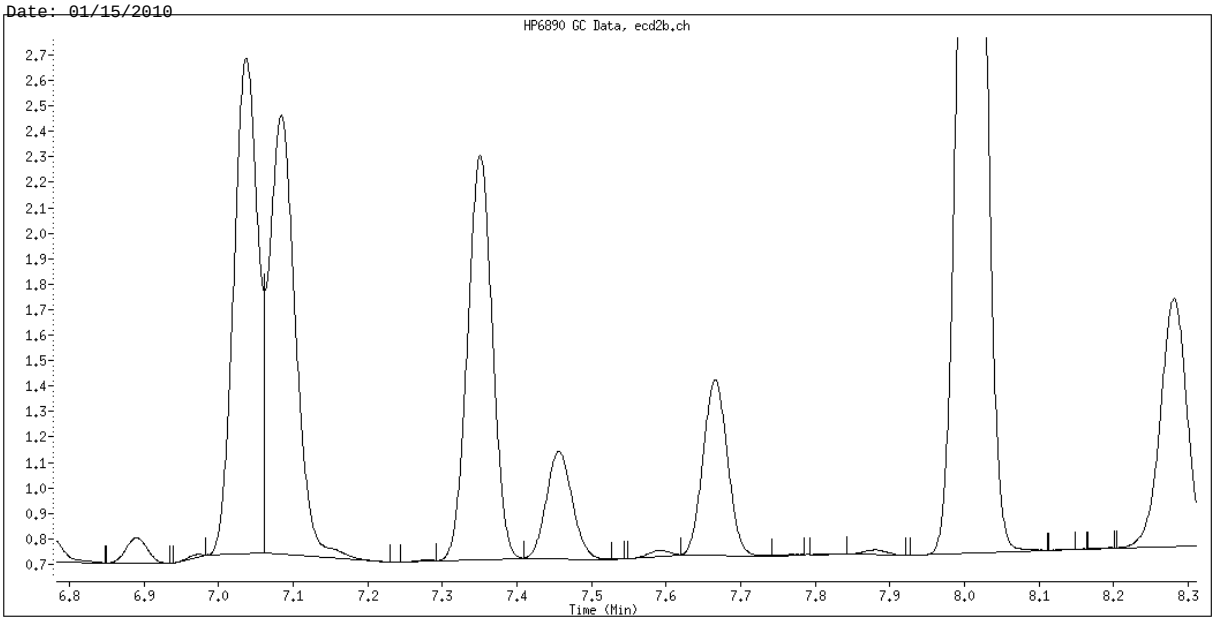

Original Integration

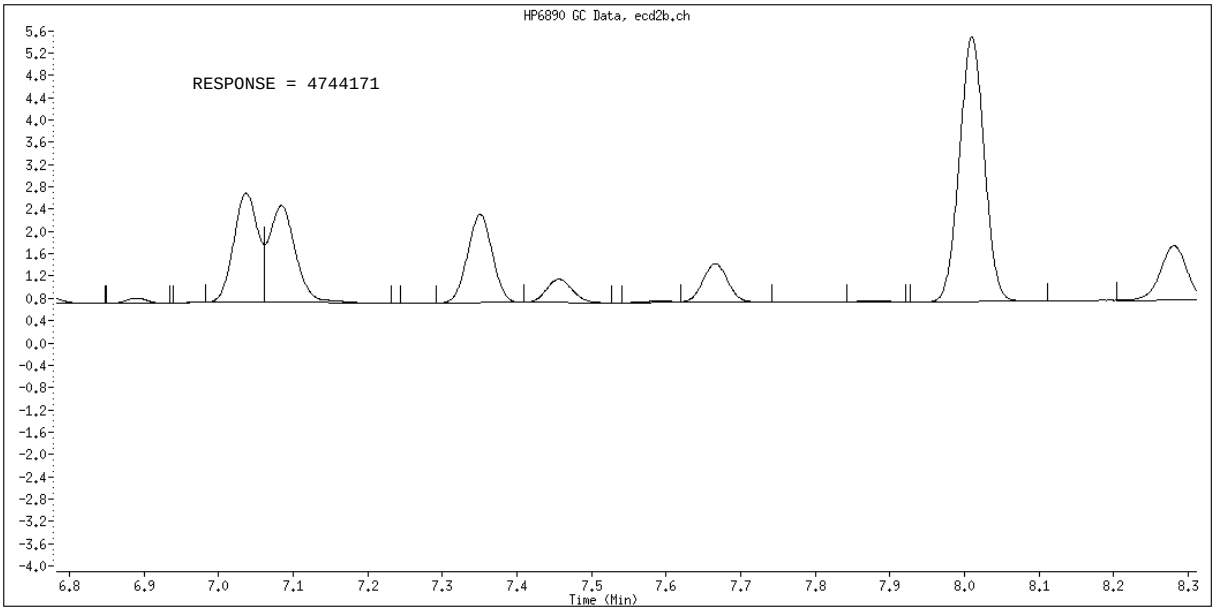

Manual Integration

Manually Integrated By: hassl
Manual Integration Reason: Analyte not Identified by the Data System

Data File: 045F4501.D
Report Date: 15-Jan-2010 12:00

TestAmerica North Canton

PCB 8082/608

Data file : \\CANSVR11\DD\chem\GCS\a2hp10.i\100111-1.b\100111-1.b\045F4501.D
Lab Smp Id: BLANK MDL10ML
Inj Date : 11-JAN-2010 17:54
Operator : Inst ID: a2hp10.i
Smp Info : BLANK MDL10ML
Misc Info : BLANK MDL VERIFICATION 10ML SOLID
Comment :
Method : \\CANSVR11\dd\chem\GCS\a2hp10.i\100111-1.b\PCB10.m\PCB10R.m
Meth Date : 15-Jan-2010 10:27 hassl Quant Type: ESTD
Cal Date : 23-DEC-2009 02:24 Cal File: 043F4301.D
Als bottle: 45
Dil Factor: 1.00000
Integrator: Falcon Compound Sublist: all.sub
Target Version: 4.14 Sample Matrix: SOIL
Processing Host: CANPMSV21

Concentration Formula: Amt * DF * Vt/Vo * CpndVariable

Name	Value	Description
DF	1.000	Dilution Factor
Vt	10000.000	final volume
Vo	30.000	initial volume
Cpnd Variable		Local Compound Variable

				CONCENTRATIONS ON-COL	FINAL		
RT	EXP RT	DLT RT	RESPONSE	(ng)	(ug/kg)	TARGET RANGE	RATIO
$ 1 TCMX					CAS #: 877-09-8		
1.828	1.832	-0.004	142534	3.e-004	0.09867		(R)
2 AROCLOR-1221					CAS #: 11104-28-2		

Peaks not detected for Quant. or Qual. signal(s).

3 AROCLOR-1016 CAS #: 12674-11-2

Compound Not Detected

4 AROCLOR-1232 CAS #: 11141-16-5

Compound Not Detected

Data File: 045F4501.D
Report Date: 15-Jan-2010 12:00

RT	EXP RT	DLT RT	RESPONSE	CONCENTRATIONS ON-COL (ng)	FINAL (ug/kg)	TARGET RANGE	RATIO

5 AROCLOR-1242 CAS #: 53469-21-9

Compound Not Detected

---

6 AROCLOR-1248 CAS #: 12672-29-6

Compound Not Detected

---

7 AROCLOR-1254 CAS #: 11097-69-1

Compound Not Detected

---

8 AROCLOR-1260 CAS #: 11096-82-5

Compound Not Detected

---

9 AROCLOR-1262 CAS #: 37324-23-5

Compound Not Detected

---

10 AROCLOR-1268 CAS #: 11100-14-4

Compound Not Detected

M 11 TOTAL PCB CAS #: 1336-36-3

Compound Not Detected

$ 12 DCB CAS #: 2051-24-3

8.249 8.283 -0.034 206982 6e-004 0.2018 (R)

QC Flag Legend

R - Spike/Surrogate failed recovery limits.

Data File: \\CANSVR11\DD\chem\GCS\a2hp10.i\100111-1.b\100111-1.b\045F4501.D
Date : 11-JAN-2010 17:54
Client ID:
Instrument: a2hp10.i
Sample Info: BLANK MDL10ML
Volume Injected (uL): 1.0
Operator:
Column phase: restek pest clpII
Column diameter: 0.53

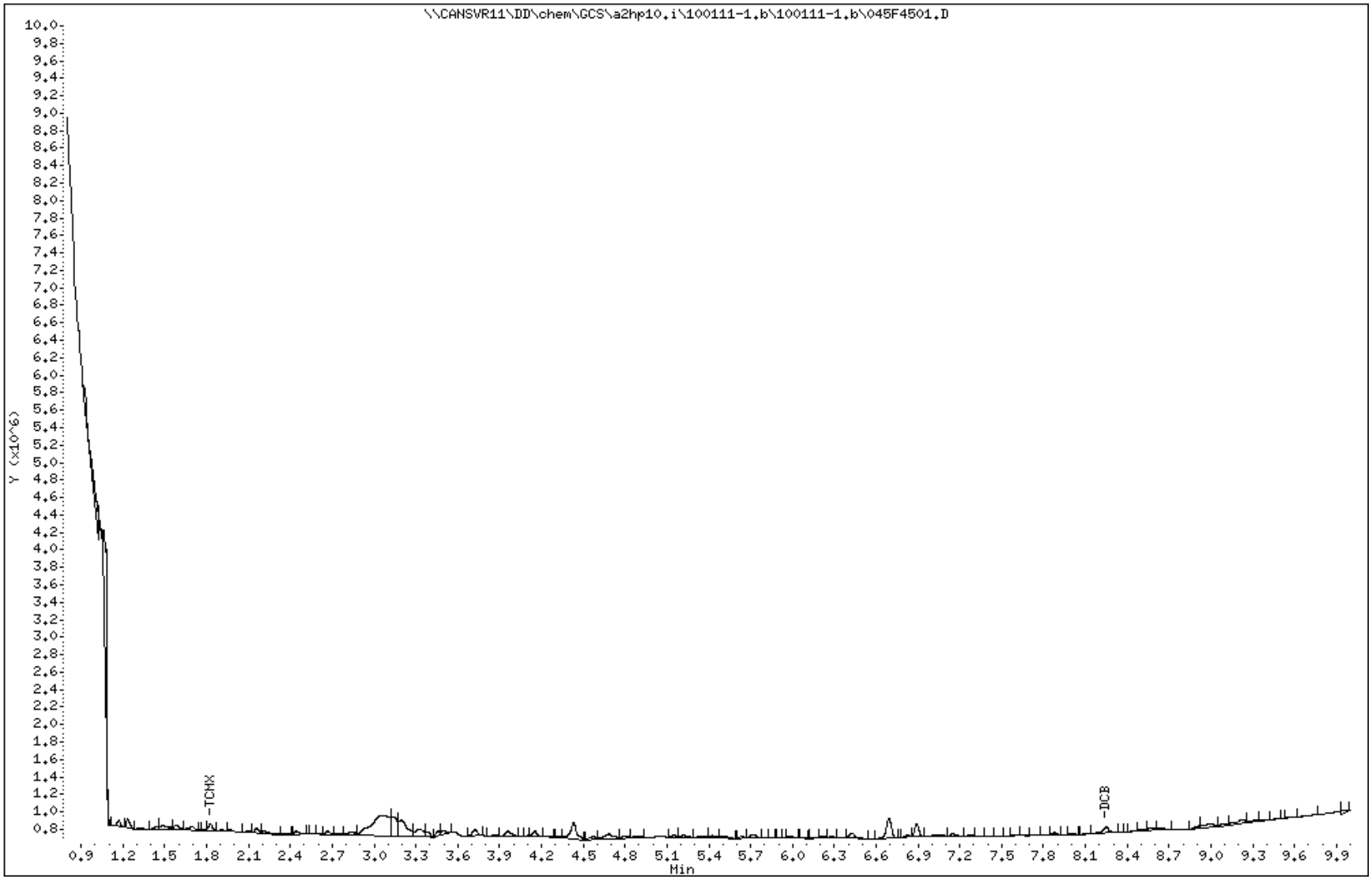

Data File: 048F3101.D
Report Date: 19-Jan-2010 13:02

TestAmerica North Canton

PCB 8082/608

Data file : \\CANSVR11\DD\chem\GCS\a2hp10.i\100118-1.b\100118-1.b\048F3101.D
Lab Smp Id: 1248 1ML MDL
Inj Date : 18-JAN-2010 18:34
Operator : Inst ID: a2hp10.i
Smp Info : 1248 1ML MDL
Misc Info : 1248 MDL VERIFICATION 10ML SOLID TV=24.75UG/KG
Comment :
Method : \\CANSVR11\dd\chem\GCS\a2hp10.i\100118-1.b\PCB10.m\PCB10R.m
Meth Date : 19-Jan-2010 12:39 hassl Quant Type: ESTD
Cal Date : 13-JAN-2010 23:35 Cal File: 043F4301.D
Als bottle: 48
Dil Factor: 1.00000
Integrator: Falcon Compound Sublist: 3-AR1248.sub
Target Version: 4.14 Sample Matrix: SOIL
Processing Host: CANPMSV21

Concentration Formula: Amt * DF * Vt/Vo * CpndVariable

Name	Value	Description
DF	1.000	Dilution Factor
Vt	10000.000	final volume
Vo	30.000	initial volume
Cpnd Variable		Local Compound Variable

RT	EXP RT	DLT RT	RESPONSE	CONCENTRATIONS ON-COL (ng)	FINAL (ug/kg)	TARGET RANGE	RATIO
6 AROCLOR-1248					CAS #: 12672-29-6		
2.790	2.789	0.001	196709	0.06638	22.13	80.00- 120.00	100.00(M)
3.281	3.280	0.001	547400	0.07549	25.16	178.22- 297.03	278.28
3.946	3.946	0.000	533334	0.07786	25.95	168.54- 280.90	271.13
4.401	4.401	0.000	0	0.0000	0.0000	412.23- 687.05	0.00
5.110	5.109	0.001	319033	0.07948	26.49	105.49- 175.82	162.19
Average of Peak Concentrations =					24.93		

QC Flag Legend

M - Compound response manually integrated.

Data File: \\CANSVR11\DD\chem\GCS\a2hp10.i\100118-1.b\100118-1.b\048F3101.D
Date : 18-JAN-2010 18:34
Client ID:
Instrument: a2hp10.i
Sample Info: 1248 1ML MDL
Volume Injected (uL): 1.0
Operator:
Column phase: restek pest clpII
Column diameter: 0.53

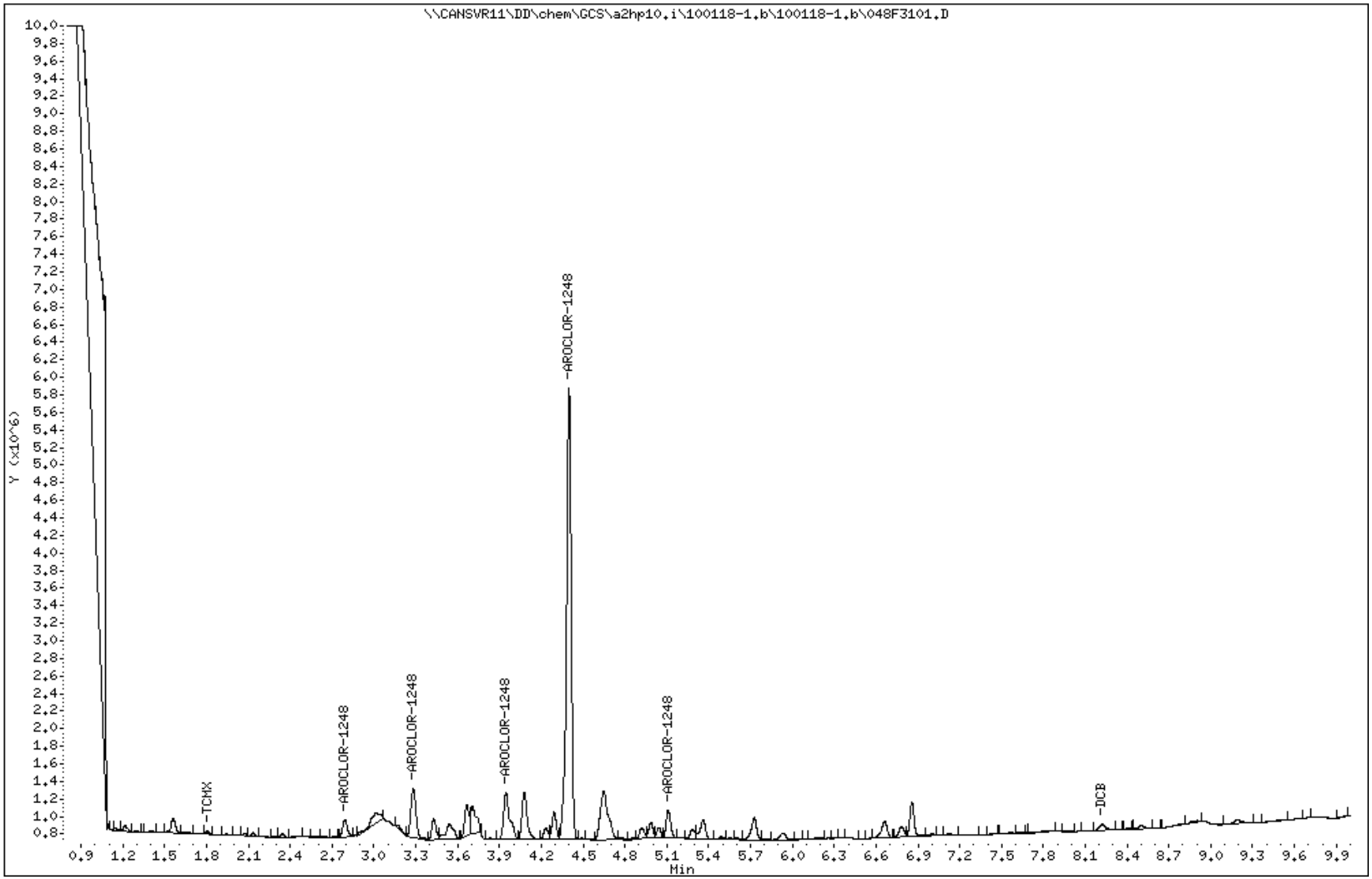

Data File Name: 048F3101.D
Inj. Date and Time: 18-JAN-2010 18:34
Instrument ID: a2hp10.i
Client ID:
Compound Name: AROCLOR-1248
CAS #: 12672-29-6
Report Date: 01/19/2010

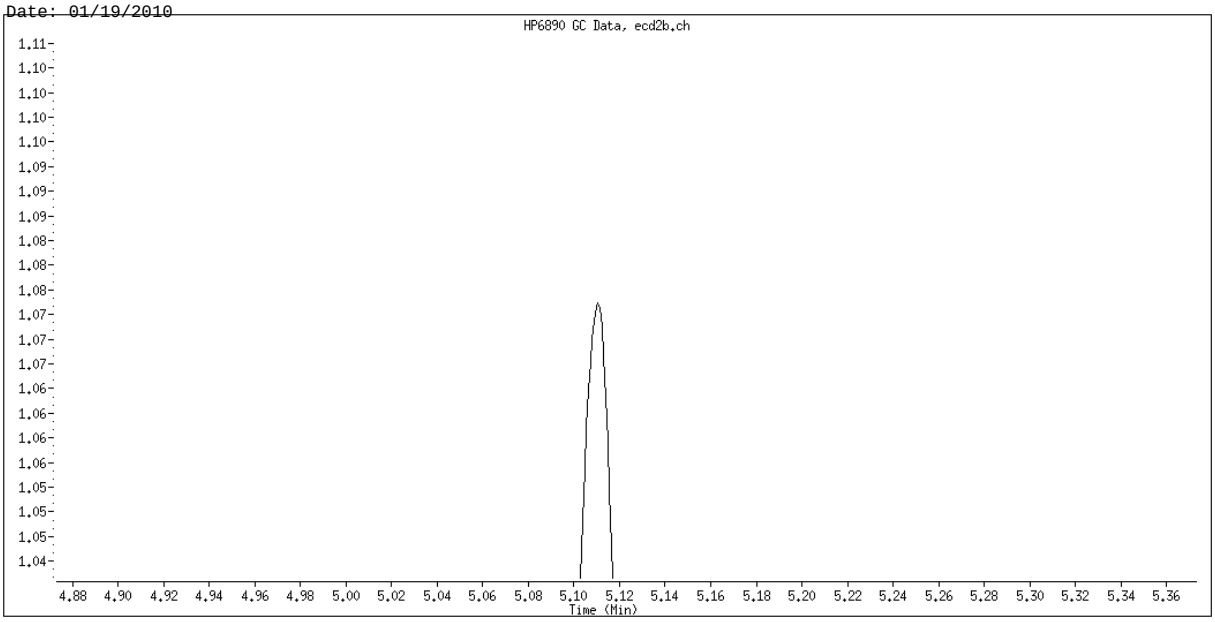

Original Integration

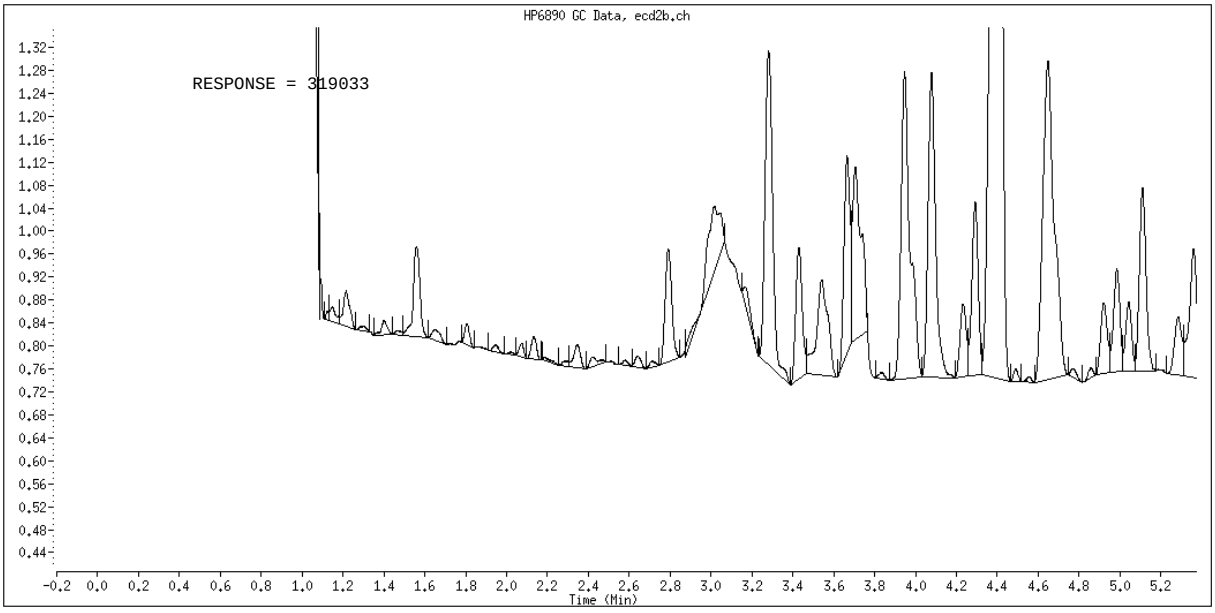

Manual Integration

Manually Integrated By: hassl
Manual Integration Reason: Analyte not Identified by the Data System

Data File: 049F3201.D
Report Date: 19-Jan-2010 13:03

TestAmerica North Canton

PCB 8082/608

Data file : \\CANSVR11\DD\chem\GCS\a2hp10.i\100118-1.b\100118-1.b\049F3201.D
Lab Smp Id: BLK 10ML
Inj Date : 18-JAN-2010 18:50
Operator : Inst ID: a2hp10.i
Smp Info : BLK 10ML
Misc Info : BLANK MDL VERIFICATION 10 ML SOLID
Comment :
Method : \\CANSVR11\dd\chem\GCS\a2hp10.i\100118-1.b\PCB10.m\PCB10R.m
Meth Date : 19-Jan-2010 12:39 hassl Quant Type: ESTD
Cal Date : 13-JAN-2010 23:35 Cal File: 043F4301.D
Als bottle: 49
Dil Factor: 1.00000
Integrator: Falcon Compound Sublist: all.sub
Target Version: 4.14 Sample Matrix: SOIL
Processing Host: CANPMSV21

Concentration Formula: Amt * DF * Vt/Vo * CpndVariable

Name	Value	Description
DF	1.000	Dilution Factor
Vt	10000.000	final volume
Vo	30.000	initial volume
Cpnd Variable		Local Compound Variable

				CONCENTRATIONS ON-COL (ng)	FINAL (ug/kg)	TARGET RANGE	RATIO	
RT	EXP RT	DLT RT	RESPONSE					
$ 1 TCMX					CAS #: 877-09-8			
1.805	1.807	-0.002	641397	0.00121	0.4043			(R)

2 AROCLOR-1221 CAS #: 11104-28-2

Peaks not detected for Quant. or Qual. signal(s).

3 AROCLOR-1016 CAS #: 12674-11-2

Compound Not Detected

4 AROCLOR-1232 CAS #: 11141-16-5

Compound Not Detected

Data File: 049F3201.D
Report Date: 19-Jan-2010 13:03

RT	EXP RT	DLT RT	RESPONSE	CONCENTRATIONS ON-COL (ng)	FINAL (ug/kg)	TARGET RANGE	RATIO

5 AROCLOR-1242 CAS #: 53469-21-9

Compound Not Detected

---

6 AROCLOR-1248 CAS #: 12672-29-6

Compound Not Detected

---

7 AROCLOR-1254 CAS #: 11097-69-1

Compound Not Detected

---

8 AROCLOR-1260 CAS #: 11096-82-5

Compound Not Detected

---

9 AROCLOR-1262 CAS #: 37324-23-5

Compound Not Detected

---

10 AROCLOR-1268 CAS #: 11100-14-4

Compound Not Detected

M 11 TOTAL PCB CAS #: 1336-36-3

Compound Not Detected

$ 12 DCB CAS #: 2051-24-3

8.217	8.247	-0.030	185837	5.e-004	0.1675		(R)

QC Flag Legend

R - Spike/Surrogate failed recovery limits.

Data File: \\CANSVR11\DD\chem\GCS\a2hp10.i\100118-1.b\100118-1.b\049F3201.D
Date : 18-JAN-2010 18:50
Client ID:
Instrument: a2hp10.i
Sample Info: BLK 10ML
Volume Injected (uL): 1.0
Operator:
Column phase: restek pest clpII
Column diameter: 0.53

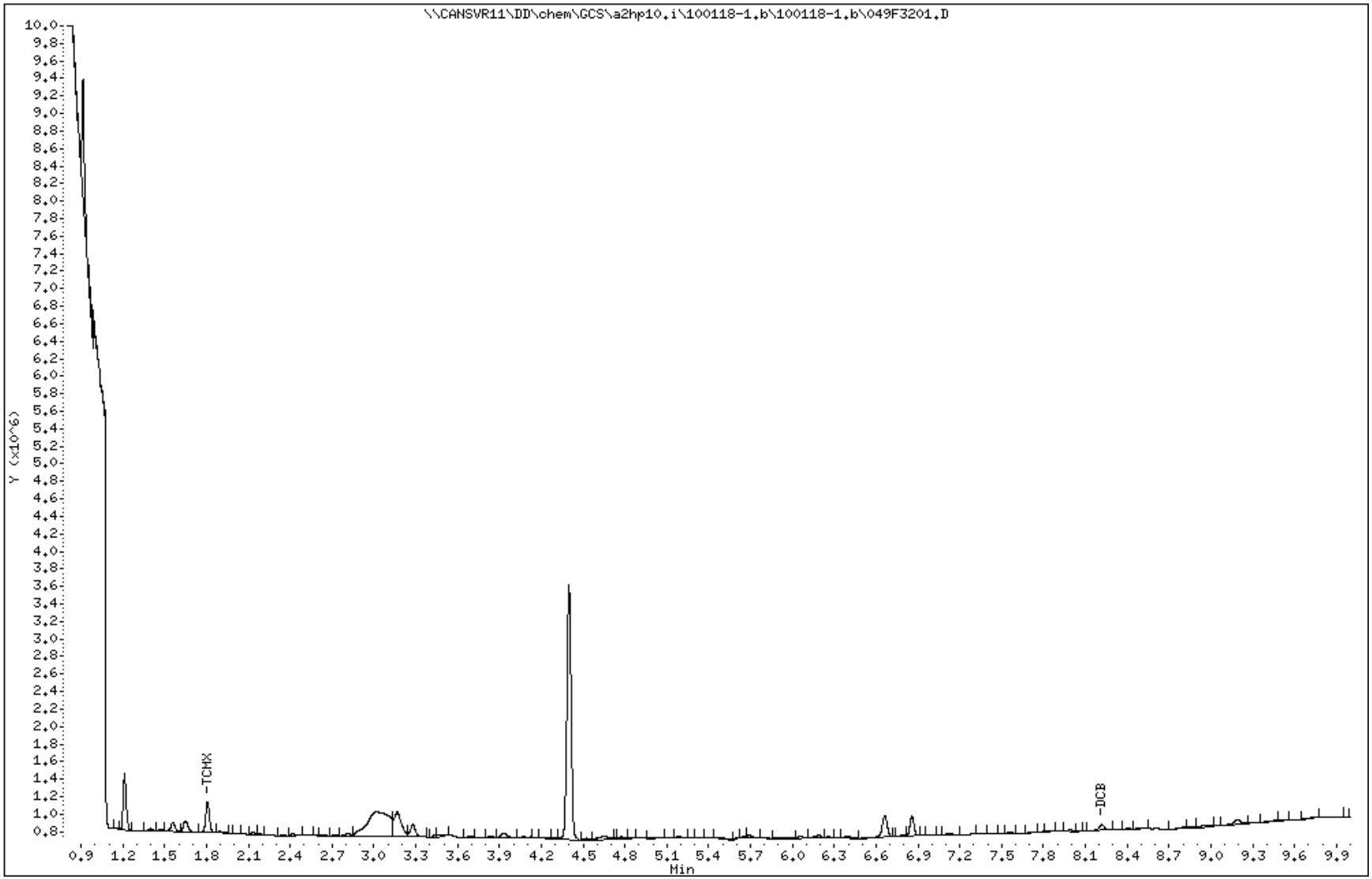

Data File: \\CANSVR11\DD\chem\GCS\a2hp13.i\100108-1.b\046F4601.D
Report Date: 15-Jan-2010 10:04

TestAmerica North Canton

PCB 8082/608

Data file : \\CANSVR11\DD\chem\GCS\a2hp13.i\100108-1.b\046F4601.D
Lab Smp Id: 1232 10ML MDL
Inj Date : 08-JAN-2010 19:11
Operator : Inst ID: a2hp13.i
Smp Info : 1232 10ML MDL
Misc Info : 1232 MDL VERIFICATION 10ML SOLID TV=24.75UG/KG
Comment :
Method : \\CANSVR11\DD\chem\GCS\a2hp13.i\100108-1.b\PCB13.m
Meth Date : 11-Jan-2010 11:09 roachc Quant Type: ESTD
Cal Date : 05-JAN-2010 01:19 Cal File: 043F4301.D
Als bottle: 46
Dil Factor: 1.00000
Integrator: Falcon Compound Sublist: 1-AR1232.sub
Target Version: 4.14 Sample Matrix: SOIL
Processing Host: CANPMSV21

Concentration Formula: Amt * DF * Vt/Vo * CpndVariable

Name	Value	Description
DF	1.000	Dilution Factor
Vt	10000.000	final volume
Vo	30.000	initial volume
Cpnd Variable		Local Compound Variable

RT	EXP RT	DLT RT	RESPONSE	CONCENTRATIONS ON-COL (ng)	FINAL (ug/kg)	TARGET RANGE	RATIO
4 AROCLOR-1232					CAS #: 11141-16-5		
1.431	1.438	-0.007	244458	0.08394	27.98	80.00- 120.00	100.00(M)
1.714	1.723	-0.009	162511	0.07749	25.83	7.36- 12.27	66.48
2.108	2.116	-0.008	346590	0.07904	26.35	15.62- 26.04	141.78
2.228	2.237	-0.009	140699	0.08096	26.99	6.38- 10.64	57.56
2.613	2.618	-0.005	0	0.0000	0.0000	31.19- 51.99	0.00
		Average of Peak Concentrations =			26.78		

QC Flag Legend

M - Compound response manually integrated.

Data File: \\CANSVR11\DD\chem\GCS\a2hp13.i\100108-1.b\046F4601.D
Date : 08-JAN-2010 19:11
Client ID:
Instrument: a2hp13.i
Sample Info: 1232 10ML MDL
Volume Injected (uL): 1.0
Operator:
Column phase: restek pest clpI
Column diameter: 0.53

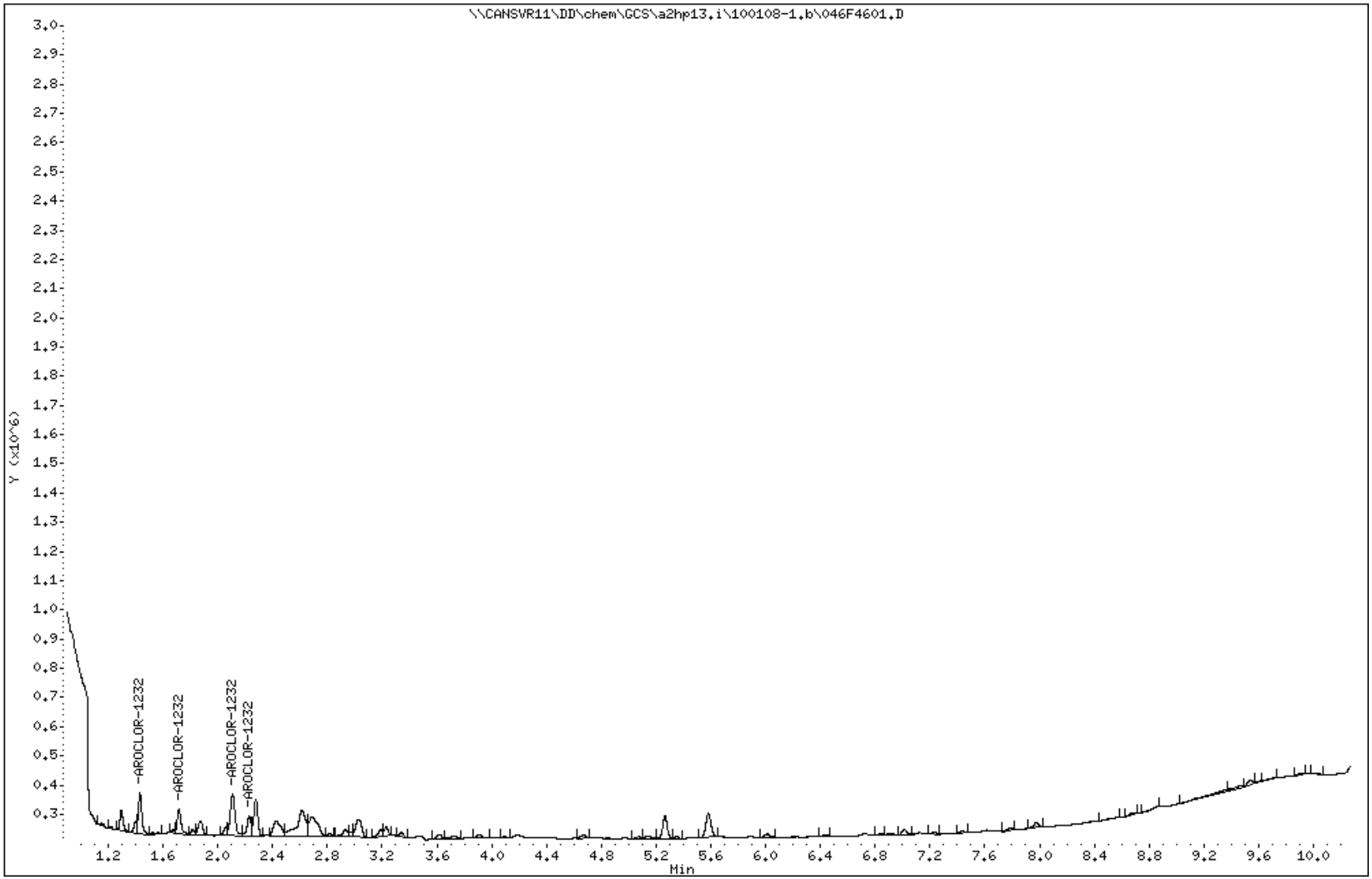

Data File Name: 046F4601.D
Inj. Date and Time: 08-JAN-2010 19:11
Instrument ID: a2hp13.i
Client ID:
Compound Name: AROCLOR-1232
CAS #: 11141-16-5
Report Date: 01/15/2010

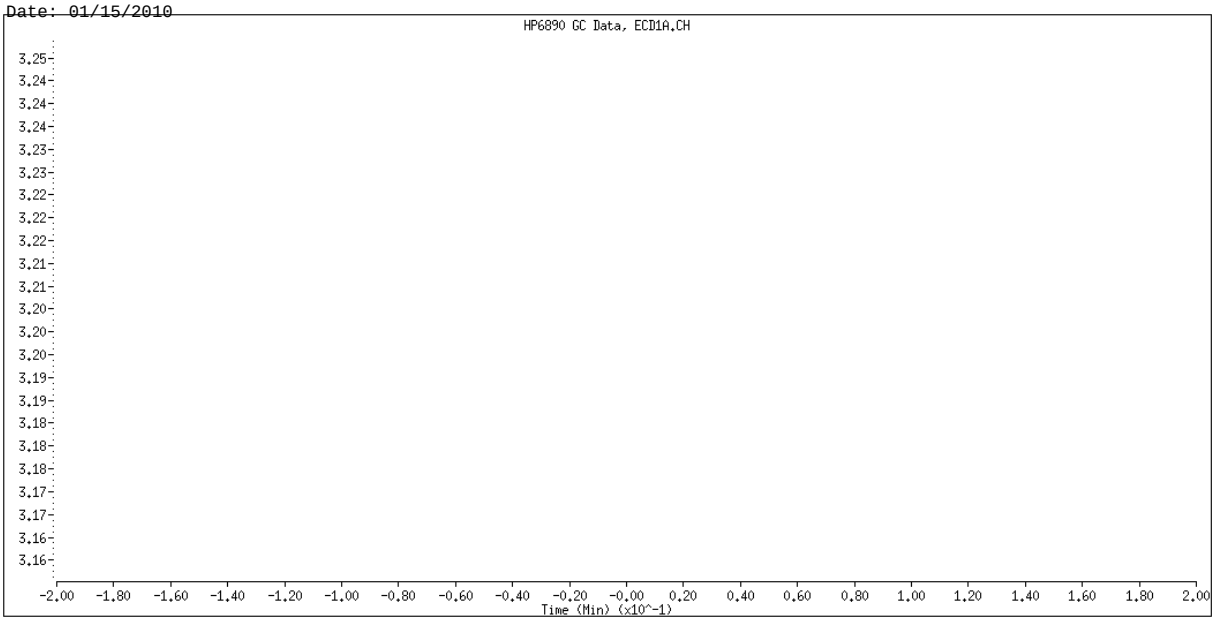

Original Integration

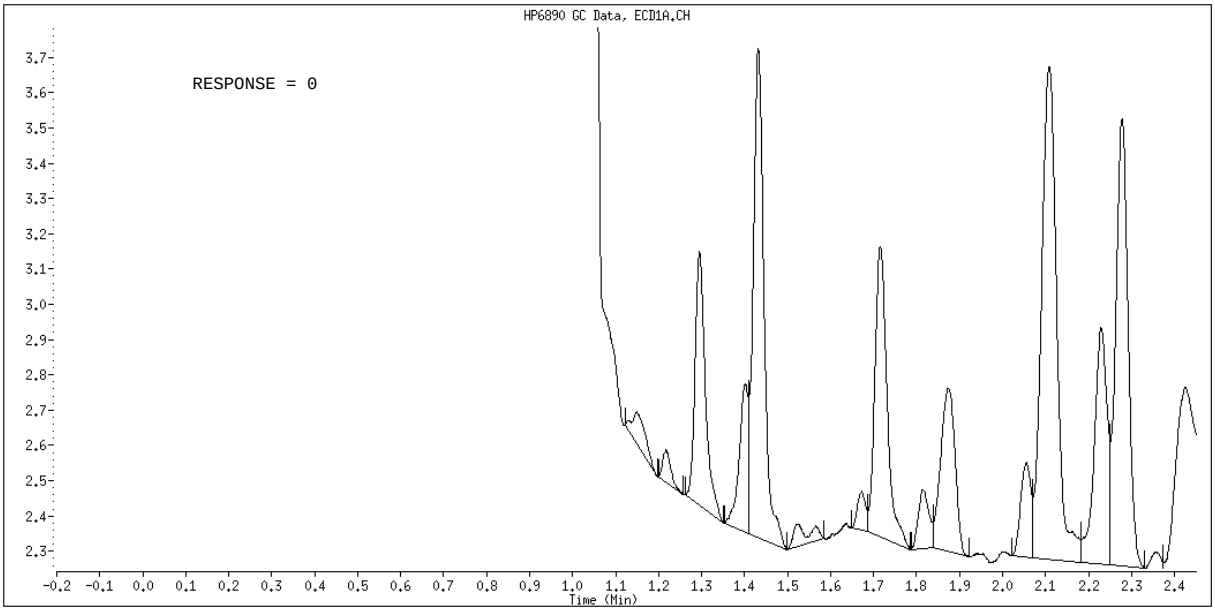

Manual Integration

Manually Integrated By: hassl
Manual Integration Reason: Manually Assigned

Data File: \\CANSVR11\DD\chem\GCS\a2hp13.i\100108-1.b\047F4701.D
Report Date: 15-Jan-2010 10:04

TestAmerica North Canton

PCB 8082/608

Data file : \\CANSVR11\DD\chem\GCS\a2hp13.i\100108-1.b\047F4701.D
Lab Smp Id: 1242 10ML MDL
Inj Date : 08-JAN-2010 19:25
Operator : Inst ID: a2hp13.i
Smp Info : 1242 10ML MDL
Misc Info : 1242 MDL VERIFICATION 10ML SOLID TV=24.75UG/KG
Comment :
Method : \\CANSVR11\DD\chem\GCS\a2hp13.i\100108-1.b\PCB13.m
Meth Date : 11-Jan-2010 11:09 roachc Quant Type: ESTD
Cal Date : 05-JAN-2010 01:19 Cal File: 043F4301.D
Als bottle: 47
Dil Factor: 1.00000
Integrator: Falcon Compound Sublist: 2-AR1242.sub
Target Version: 4.14 Sample Matrix: SOIL
Processing Host: CANPMSV21

Concentration Formula: Amt * DF * Vt/Vo * CpndVariable

Name	Value	Description
DF	1.000	Dilution Factor
Vt	10000.000	final volume
Vo	30.000	initial volume
Cpnd Variable		Local Compound Variable

				CONCENTRATIONS ON-COL (ng)	FINAL (ug/kg)	TARGET RANGE		RATIO
5 AROCLOR-1242					CAS #: 53469-21-9			
1.431	1.438	-0.007	196523	0.08635	28.78	80.00-	120.00	100.00(M)
1.713	1.723	-0.010	326347	0.07584	25.28	7.36-	12.27	166.06
2.107	2.116	-0.009	714475	0.08008	26.69	15.62-	26.04	363.56
2.228	2.237	-0.009	281932	0.07443	24.81	6.38-	10.64	143.46
2.618	2.618	0.000	0	0.0000	0.0000	31.19-	51.99	0.00
Average of Peak Concentrations =					26.39			

QC Flag Legend

M - Compound response manually integrated.

Data File: \\CANSVR11\DD\chem\GCS\a2hp13.i\100108-1.b\047F4701.D
Date : 08-JAN-2010 19:25
Client ID:
Instrument: a2hp13.i
Sample Info: 1242 10ML MDL
Volume Injected (uL): 1.0
Operator:
Column phase: restek pest clpI
Column diameter: 0.53

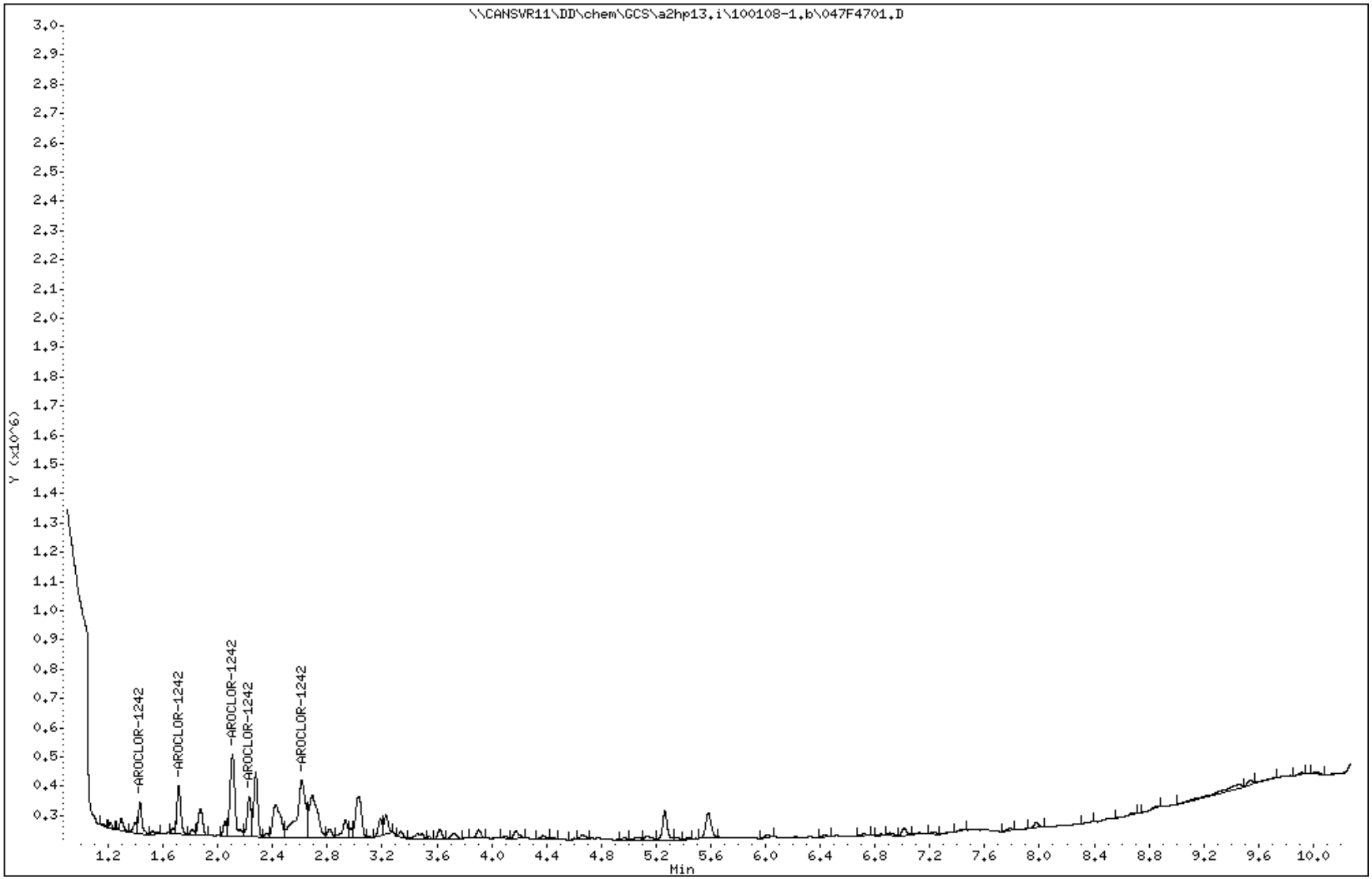

Data File Name: 047F4701.D
Inj. Date and Time: 08-JAN-2010 19:25
Instrument ID: a2hp13.i
Client ID:
Compound Name: AROCLOR-1242
CAS #: 53469-21-9
Report Date: 01/15/2010

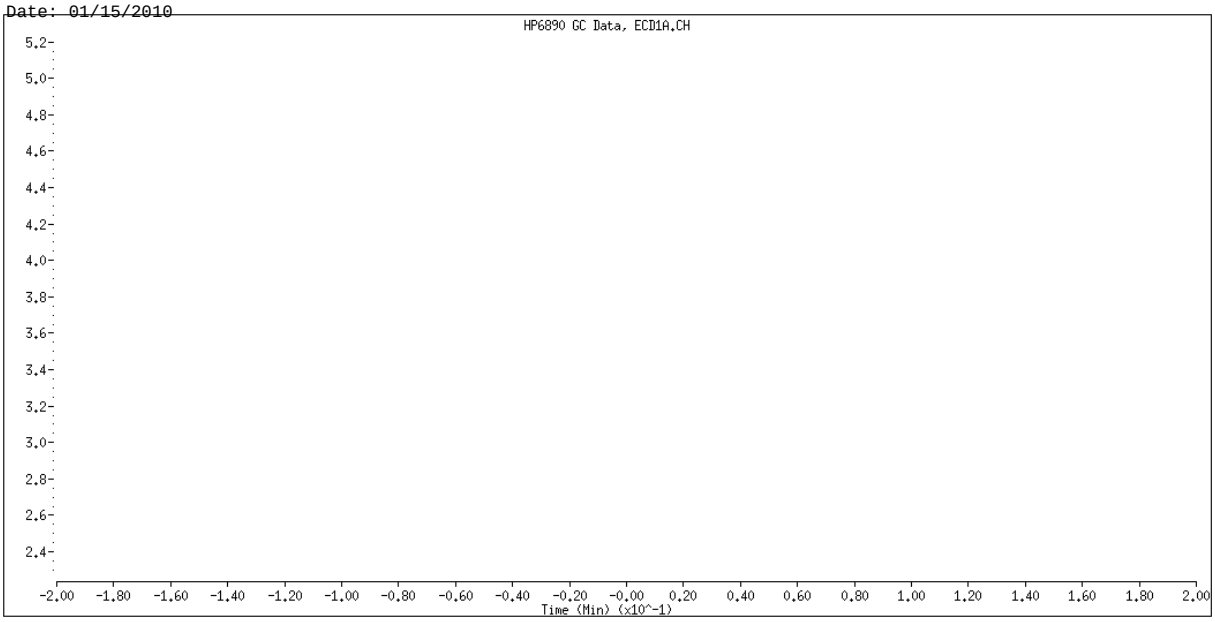

Original Integration

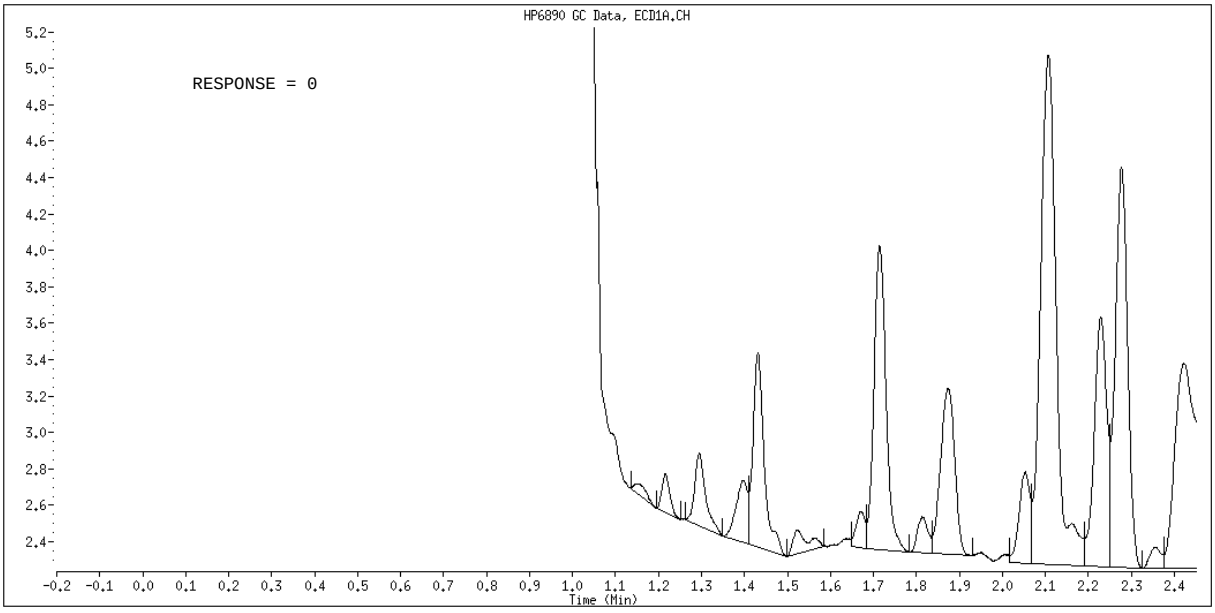

Manual Integration

Manually Integrated By: hassl
Manual Integration Reason: Manually Assigned

Data File: \\CANSVR11\DD\chem\GCS\a2hp13.i\100108-1.b\049F4901.D
Report Date: 15-Jan-2010 10:04

TestAmerica North Canton

PCB 8082/608

Data file : \\CANSVR11\DD\chem\GCS\a2hp13.i\100108-1.b\049F4901.D
Lab Smp Id: 2154 10ML MDL
Inj Date : 08-JAN-2010 19:56
Operator : Inst ID: a2hp13.i
Smp Info : 2154 10ML MDL
Misc Info : 2154 MDL VERIFICATION 10ML SOLID TV=24.75UG/KG
Comment :
Method : \\CANSVR11\DD\chem\GCS\a2hp13.i\100108-1.b\PCB13.m
Meth Date : 11-Jan-2010 11:09 roachc Quant Type: ESTD
Cal Date : 05-JAN-2010 01:19 Cal File: 043F4301.D
Als bottle: 49
Dil Factor: 1.00000
Integrator: Falcon Compound Sublist: 9-AR2154.sub
Target Version: 4.14 Sample Matrix: SOIL
Processing Host: CANPMSV21

Concentration Formula: Amt * DF * Vt/Vo * CpndVariable

Name	Value	Description
DF	1.000	Dilution Factor
Vt	10000.000	final volume
Vo	30.000	initial volume
Cpnd Variable		Local Compound Variable

RT	EXP RT	DLT RT	RESPONSE	CONCENTRATIONS ON-COL (ng)	FINAL (ug/kg)	TARGET RANGE	RATIO
7 AROCLOR-1254					CAS #: 11097-69-1		
3.019	3.029	-0.010	129333	0.07972	26.57	80.00- 120.00	100.00
3.237	3.246	-0.009	226411	0.07944	26.48	130.23- 217.05	175.06
3.622	3.631	-0.009	297654	0.07730	25.77	167.10- 278.51	230.15
3.905	3.916	-0.011	219515	0.08025	26.75	132.69- 221.16	169.73
4.379	4.390	-0.011	256616	0.07721	25.74	160.10- 266.84	198.41
Average of Peak Concentrations =					26.26		
2 AROCLOR-1221					CAS #: 11104-28-2		
1.294	1.289	0.005	126392	0.12293	40.98	80.00- 120.00	100.00(M)
1.400	1.397	0.003	56805	0.08340	27.80	81.56- 135.93	44.94
1.430	1.426	0.004	181395	0.07809	26.03	390.89- 651.48	143.52
Average of Peak Concentrations =					31.60		

QC Flag Legend

M - Compound response manually integrated.

Data File: \\CANSVR11\DD\chem\GCS\a2hp13.i\100108-1.b\049F4901.D
Date : 08-JAN-2010 19:56
Client ID:
Instrument: a2hp13.i
Sample Info: 2154 10ML MDL
Volume Injected (uL): 1.0
Operator:
Column phase: restek pest clpI
Column diameter: 0.53

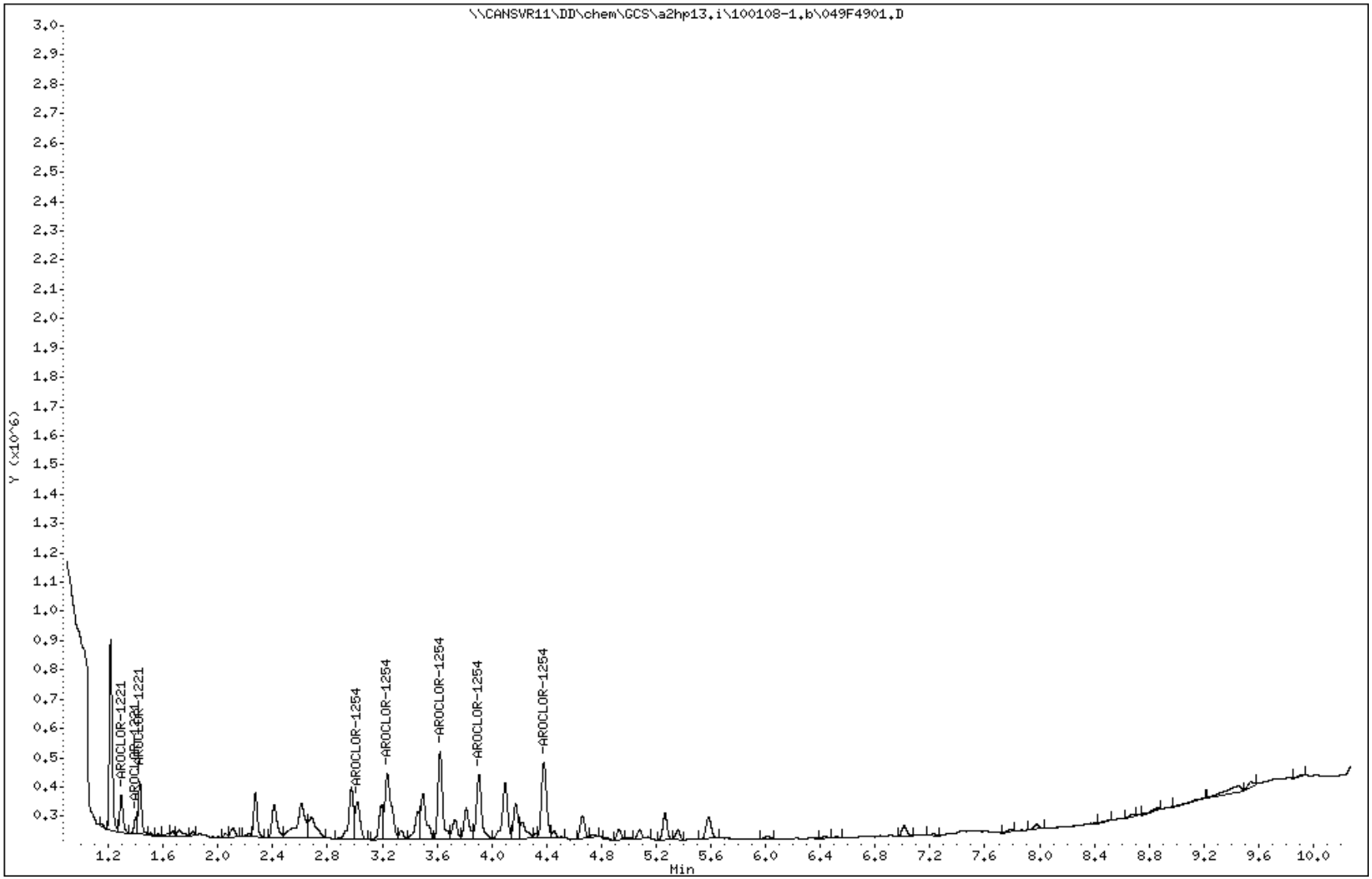

Data File Name: 049F4901.D
Inj. Date and Time: 08-JAN-2010 19:56
Instrument ID: a2hp13.i
Client ID:
Compound Name: AROCLOR-1221
CAS #: 11104-28-2
Report Date: 01/15/2010

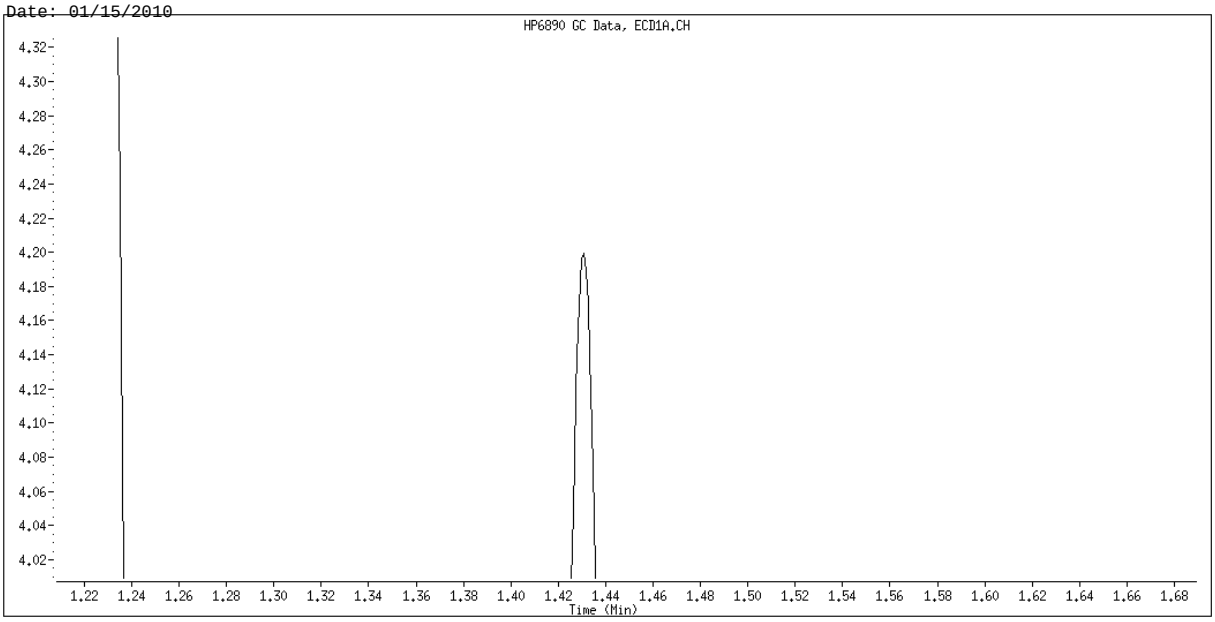

Original Integration

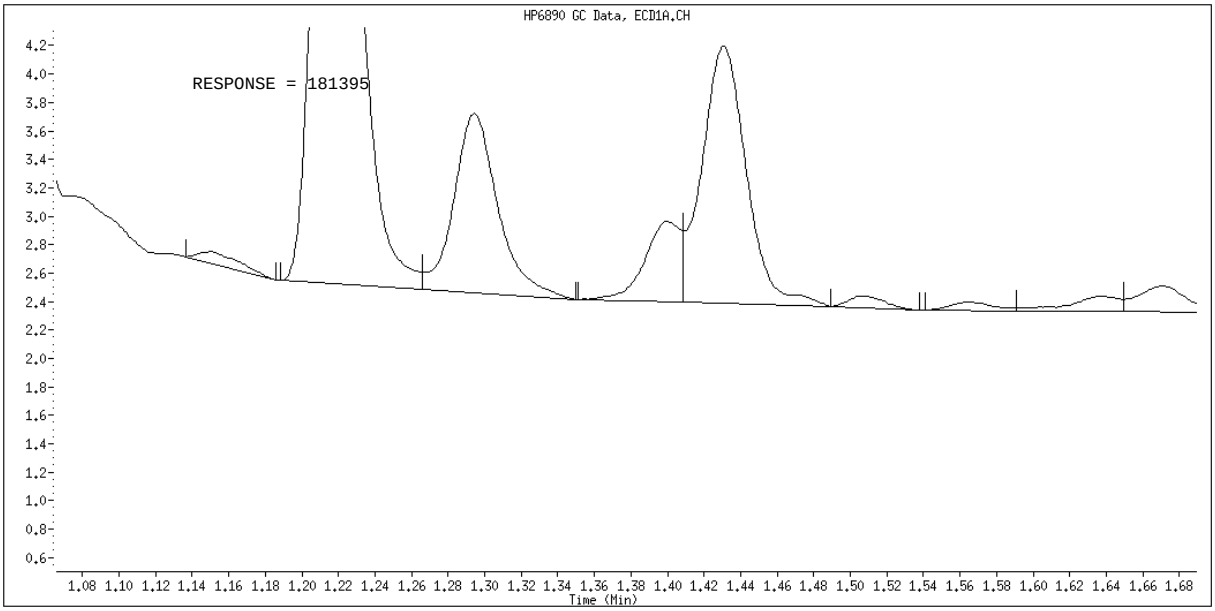

Manual Integration

Manually Integrated By: hassl
Manual Integration Reason: Manually Assigned

Data File: \\CANSVR11\DD\chem\GCS\a2hp13.i\100108-1.b\050F5001.D
Report Date: 15-Jan-2010 10:04

TestAmerica North Canton

PCB 8082/608

Data file : \\CANSVR11\DD\chem\GCS\a2hp13.i\100108-1.b\050F5001.D
Lab Smp Id: 1660 10ML MDL
Inj Date : 08-JAN-2010 20:11
Operator : Inst ID: a2hp13.i
Smp Info : 1660 10ML MDL
Misc Info : 1660 MDL VERIFICATION 10ML SOLID TV=24.75UG/KG
Comment :
Method : \\CANSVR11\DD\chem\GCS\a2hp13.i\100108-1.b\PCB13.m
Meth Date : 11-Jan-2010 11:09 roachc Quant Type: ESTD
Cal Date : 05-JAN-2010 01:19 Cal File: 043F4301.D
Als bottle: 50
Dil Factor: 1.00000
Integrator: Falcon Compound Sublist: 12-AR1660TD.SUB
Target Version: 4.14 Sample Matrix: SOIL
Processing Host: CANPMSV21

Concentration Formula: Amt * DF * Vt/Vo * CpndVariable

Name	Value	Description
DF	1.000	Dilution Factor
Vt	10000.000	final volume
Vo	30.000	initial volume
Cpnd Variable		Local Compound Variable

RT	EXP RT	DLT RT	RESPONSE	CONCENTRATIONS ON-COL (ng)	FINAL (ug/kg)	TARGET RANGE	RATIO
$ 1 TCMX					CAS #: 877-09-8		
1.159	1.160	-0.001	396530	0.00359	1.198		(R)
3 AROCLOR-1016					CAS #: 12674-11-2		
1.430	1.430	0.000	239419	0.08788	29.29	80.00- 120.00	100.00(M)
1.713	1.712	0.001	392740	0.07903	26.34	136.81- 228.02	164.04
2.105	2.106	-0.001	856027	0.08136	27.12	292.74- 487.91	357.54
2.228	2.227	0.001	348417	0.08327	27.76	123.72- 206.19	145.53
2.612	2.609	0.003	0	0.0000	0.0000	115.22- 192.04	0.00
Average of Peak Concentrations =					27.63		
8 AROCLOR-1260					CAS #: 11096-82-5		
3.813	3.813	0.000	221462	0.08071	26.90	80.00- 120.00	100.00
4.100	4.101	-0.001	322082	0.08228	27.42	109.03- 181.71	145.43
4.378	4.378	0.000	292567	0.08137	27.12	101.07- 168.46	132.11
5.079	5.079	0.000	447461	0.08023	26.74	156.54- 260.90	202.05
5.358	5.361	-0.003	231693	0.07837	26.12	81.79- 136.31	104.62
Average of Peak Concentrations =					26.86		

```
$   9 DCB                                       CAS #: 2051-24-3
6.510    6.510    0.000          242613 0.00424    1.413                       (R)
--------------------------------------------------------------------------------
```

Data File: \\CANSVR11\DD\chem\GCS\a2hp13.i\100108-1.b\050F5001.D
Report Date: 15-Jan-2010 10:04

QC Flag Legend

R - Spike/Surrogate failed recovery limits.
M - Compound response manually integrated.

Data File: \\CANSVR11\DD\chem\GCS\a2hp13.i\100108-1.b\050F5001.D
Date : 08-JAN-2010 20:11
Client ID:
Instrument: a2hp13.i
Sample Info: 1660 10ML MDL
Volume Injected (uL): 1.0
Operator:
Column phase: restek pest clpI
Column diameter: 0.53

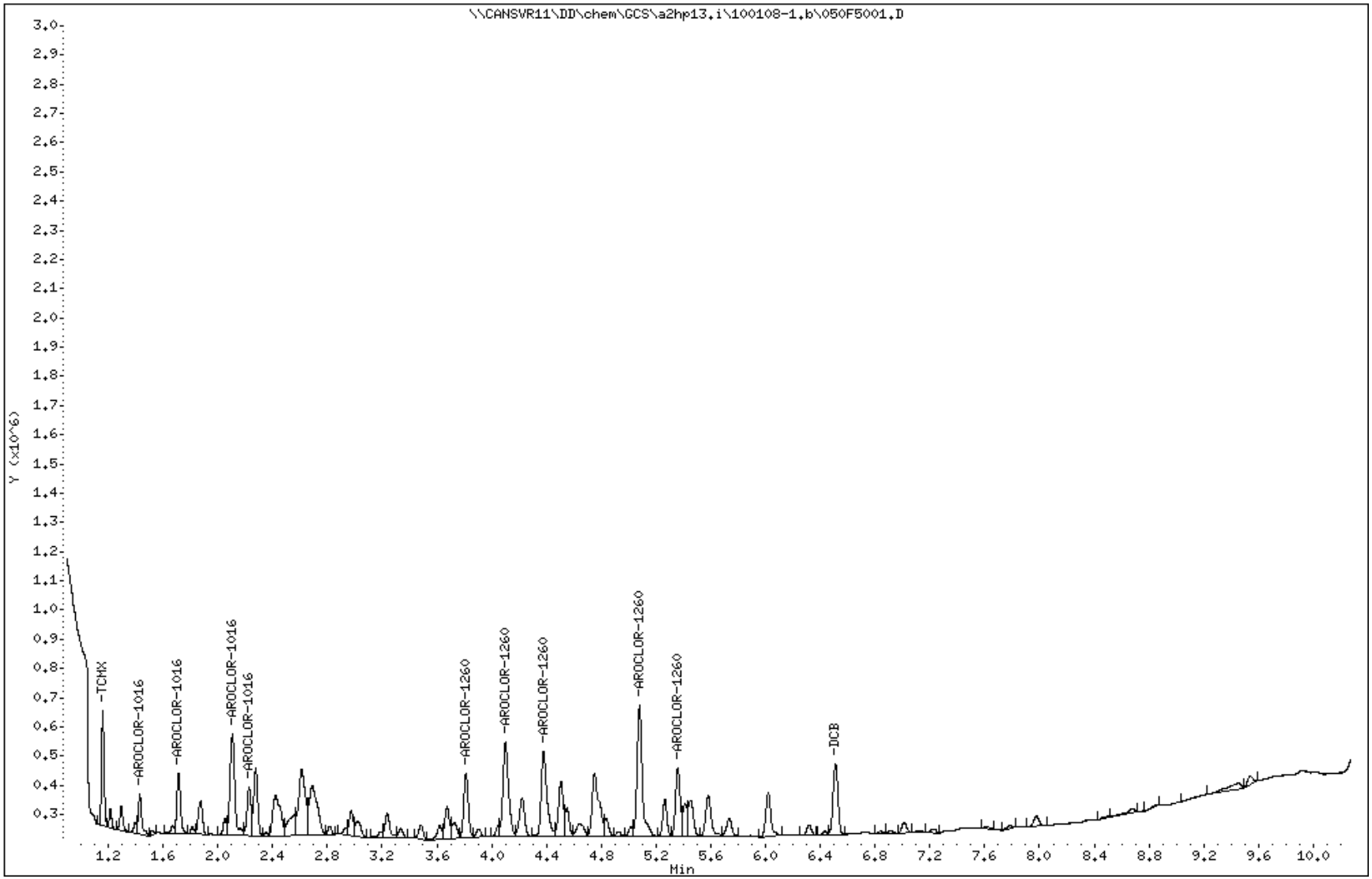

Data File Name: 050F5001.D
Inj. Date and Time: 08-JAN-2010 20:11
Instrument ID: a2hp13.i
Client ID:
Compound Name: AROCLOR-1016
CAS #: 12674-11-2
Report Date: 01/15/2010

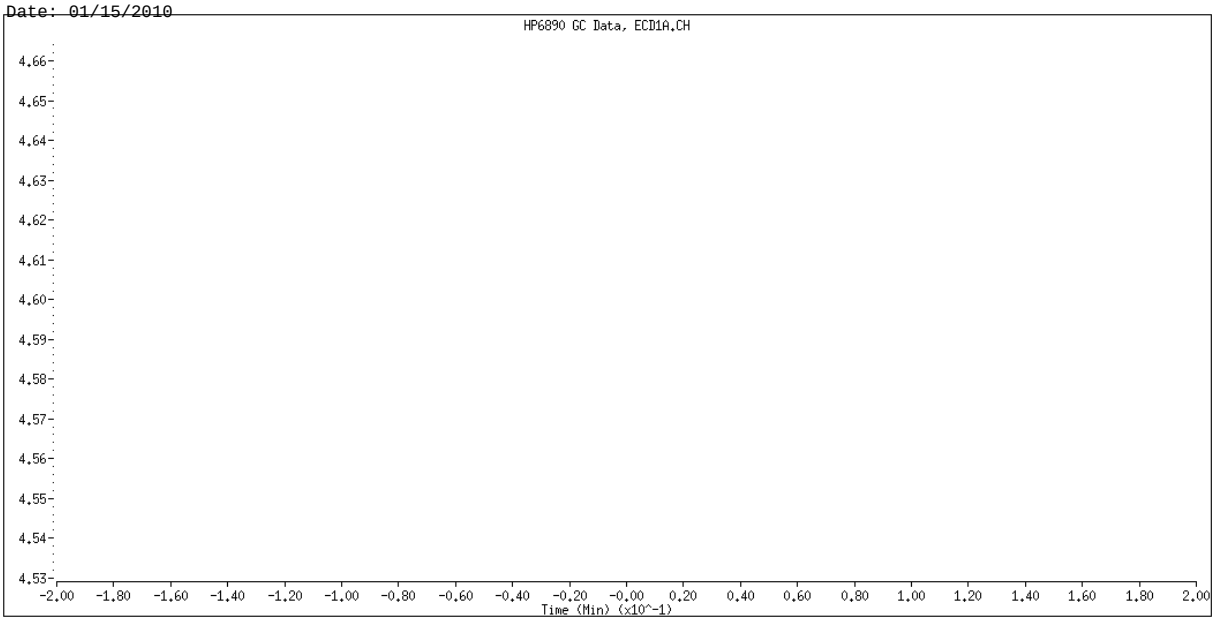

Original Integration

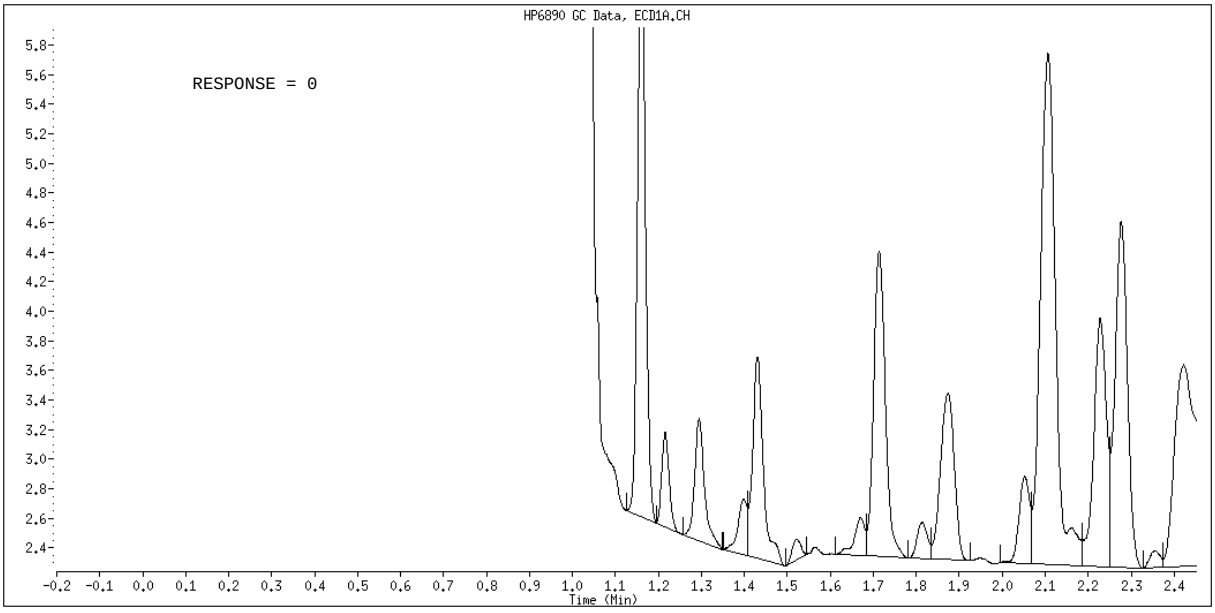

Manual Integration

Manually Integrated By: hassl
Manual Integration Reason: Manually Assigned

Data File: \\CANSVR11\DD\chem\GCS\a2hp13.i\100108-1.b\051F5101.D
Report Date: 15-Jan-2010 10:04

TestAmerica North Canton

PCB 8082/608

Data file : \\CANSVR11\DD\chem\GCS\a2hp13.i\100108-1.b\051F5101.D
Lab Smp Id: 1262 10ML MDL
Inj Date : 08-JAN-2010 20:25
Operator : Inst ID: a2hp13.i
Smp Info : 1262 10ML MDL
Misc Info : 1262 MDL VERIFICATION 10ML SOLID TV=33UG/KG
Comment :
Method : \\CANSVR11\DD\chem\GCS\a2hp13.i\100108-1.b\PCB13.m
Meth Date : 11-Jan-2010 11:09 roachc Quant Type: ESTD
Cal Date : 05-JAN-2010 01:19 Cal File: 043F4301.D
Als bottle: 51
Dil Factor: 1.00000
Integrator: Falcon Compound Sublist: 13-AR1262.sub
Target Version: 4.14 Sample Matrix: SOIL
Processing Host: CANPMSV21

Concentration Formula: Amt * DF * Vt/Vo * CpndVariable

Name	Value	Description
DF	1.000	Dilution Factor
Vt	10000.000	final volume
Vo	30.000	initial volume
Cpnd Variable		Local Compound Variable

RT	EXP RT	DLT RT	RESPONSE	CONCENTRATIONS ON-COL (ng)	FINAL (ug/kg)	TARGET RANGE	RATIO
13 AROCLOR-1262					CAS #: 37324-23-5		
3.812	3.823	-0.011	252831	0.11788	39.29	80.00- 120.00	100.00
4.103	4.108	-0.005	352323	0.12206	40.69	134.73- 224.56	139.35
4.506	4.466	0.040	410964	0.11973	39.91	19.79- 32.98	162.54
5.078	5.090	-0.012	782198	0.12139	40.46	22.34- 37.24	309.38
5.360	5.371	-0.011	285934	0.10442	34.80	22.90- 38.16	113.09
		Average of Peak Concentrations =			39.03		

Data File: \\CANSVR11\DD\chem\GCS\a2hp13.i\100108-1.b\051F5101.D
Date : 08-JAN-2010 20:25
Client ID:
Instrument: a2hp13.i
Sample Info: 1262 10ML MDL
Volume Injected (uL): 1.0
Operator:
Column phase: restek pest clpI
Column diameter: 0.53

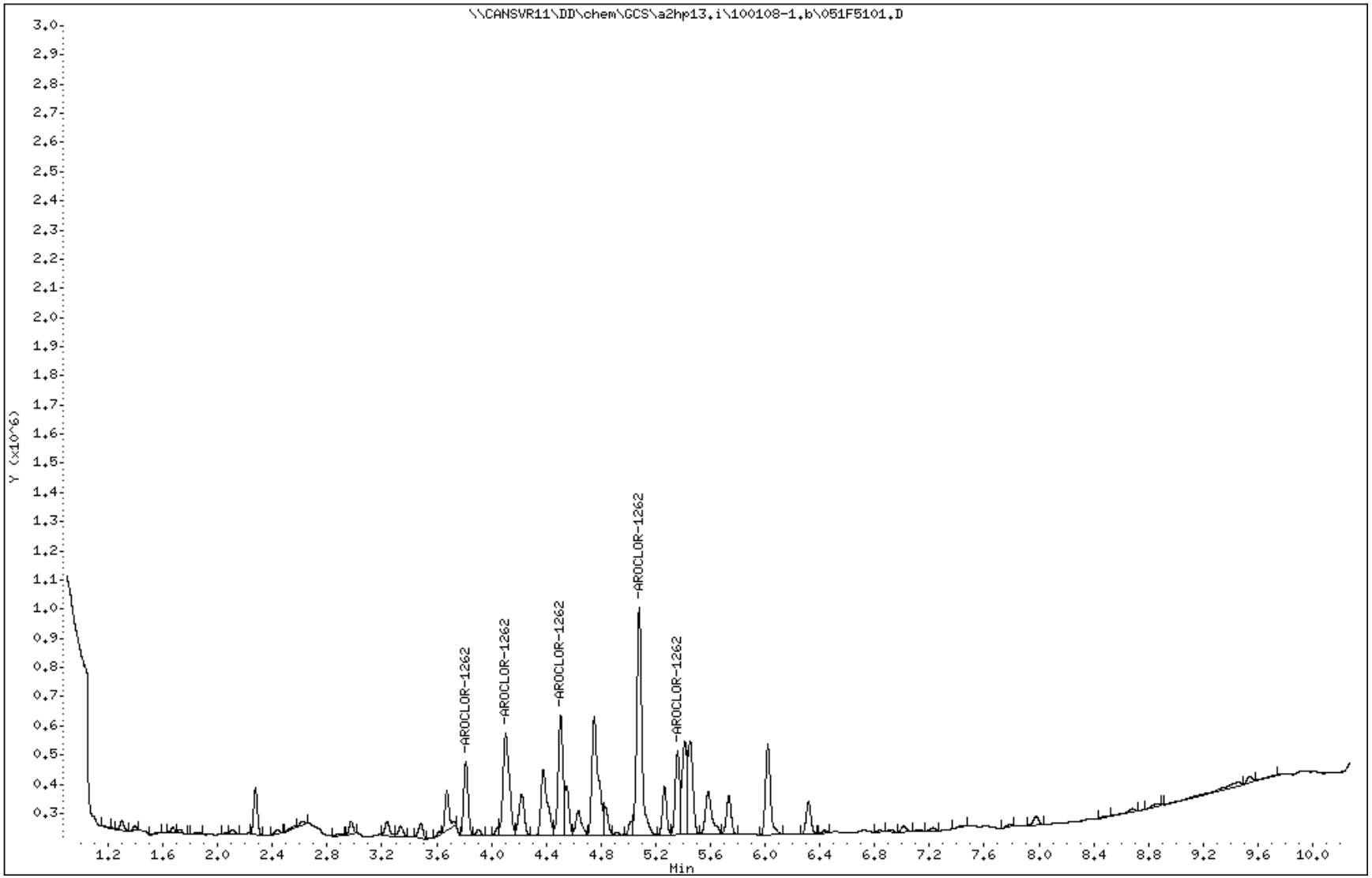

Data File: \\CANSVR11\DD\chem\GCS\a2hp13.i\100108-1.b\052F5201.D
Report Date: 15-Jan-2010 10:04

TestAmerica North Canton

PCB 8082/608

Data file : \\CANSVR11\DD\chem\GCS\a2hp13.i\100108-1.b\052F5201.D
Lab Smp Id: 1268 10ML MDL
Inj Date : 08-JAN-2010 20:40
Operator : Inst ID: a2hp13.i
Smp Info : 1268 10ML MDL
Misc Info : 1268 MDL VERIFICATION 10ML SOLID TV=24.75UG/KG
Comment :
Method : \\CANSVR11\DD\chem\GCS\a2hp13.i\100108-1.b\PCB13.m
Meth Date : 11-Jan-2010 11:09 roachc Quant Type: ESTD
Cal Date : 05-JAN-2010 01:19 Cal File: 043F4301.D
Als bottle: 52
Dil Factor: 1.00000
Integrator: Falcon Compound Sublist: 14-AR1268.sub
Target Version: 4.14 Sample Matrix: SOIL
Processing Host: CANPMSV21

Concentration Formula: Amt * DF * Vt/Vo * CpndVariable

Name	Value	Description
DF	1.000	Dilution Factor
Vt	10000.000	final volume
Vo	30.000	initial volume
Cpnd Variable		Local Compound Variable

RT	EXP RT	DLT RT	RESPONSE	CONCENTRATIONS ON-COL (ng)	FINAL (ug/kg)	TARGET RANGE	RATIO
14 AROCLOR-1268					CAS #: 11100-14-4		
5.411	5.404	0.007	640686	0.07523	25.08	80.00- 120.00	100.00
5.446	5.445	0.001	619856	0.07705	25.68	79.82- 133.03	96.75
5.646	5.638	0.008	526758	0.07746	25.82	3.44- 5.74	82.22
6.021	6.014	0.007	238506	0.08326	27.75	80.73- 134.55	37.23
6.316	6.309	0.007	1720021	0.08044	26.81	21.06- 35.09	268.47
		Average of Peak Concentrations =			26.23		

Data File: \\CANSVR11\DD\chem\GCS\a2hp13.i\100108-1.b\052F5201.D
Date : 08-JAN-2010 20:40
Client ID:
Instrument: a2hp13.i
Sample Info: 1268 10ML MDL
Volume Injected (uL): 1.0
Operator:
Column phase: restek pest clpI
Column diameter: 0.53

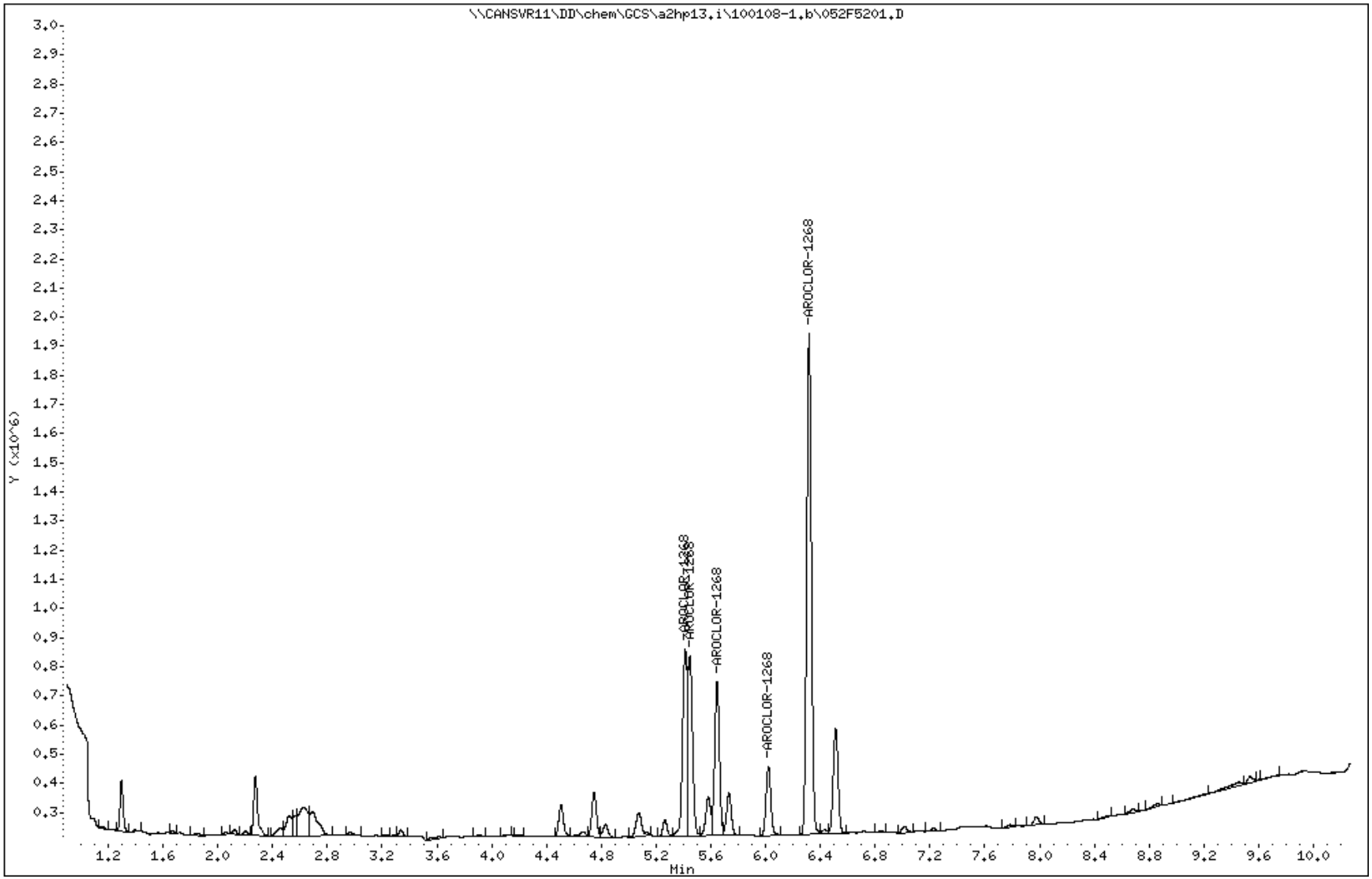

Data File: \\CANSVR11\DD\chem\GCS\a2hp13.i\100108-1.b\053F5301.D
Report Date: 15-Jan-2010 10:05

TestAmerica North Canton

PCB 8082/608

Data file : \\CANSVR11\DD\chem\GCS\a2hp13.i\100108-1.b\053F5301.D
Lab Smp Id: BLANK 10ML MDL
Inj Date : 08-JAN-2010 20:56
Operator : Inst ID: a2hp13.i
Smp Info : BLANK 10ML MDL
Misc Info : BLANK MDL VERIFICATION 10ML SOLID
Comment :
Method : \\CANSVR11\DD\chem\GCS\a2hp13.i\100108-1.b\PCB13.m
Meth Date : 11-Jan-2010 11:09 roachc Quant Type: ESTD
Cal Date : 05-JAN-2010 01:19 Cal File: 043F4301.D
Als bottle: 53
Dil Factor: 1.00000
Integrator: Falcon Compound Sublist: all.sub
Target Version: 4.14 Sample Matrix: SOIL
Processing Host: CANPMSV21

Concentration Formula: Amt * DF * Vt/Vo * CpndVariable

Name	Value	Description
DF	1.000	Dilution Factor
Vt	10000.000	final volume
Vo	30.000	initial volume
Cpnd Variable		Local Compound Variable

				CONCENTRATIONS ON-COL (ng)	FINAL (ug/kg)	TARGET RANGE	RATIO	
RT	EXP RT	DLT RT	RESPONSE					
$ 1 TCMX					CAS #: 877-09-8			
1.169	1.160	0.009	7327	7e-005	0.02214			(R)

2 AROCLOR-1221 CAS #: 11104-28-2

Peaks not detected for Quant. or Qual. signal(s).

3 AROCLOR-1016 CAS #: 12674-11-2

Compound Not Detected

4 AROCLOR-1232 CAS #: 11141-16-5

Compound Not Detected

Data File: \\CANSVR11\DD\chem\GCS\a2hp13.i\100108-1.b\053F5301.D
Report Date: 15-Jan-2010 10:05

RT	EXP RT	DLT RT	RESPONSE	CONCENTRATIONS ON-COL (ng)	FINAL (ug/kg)	TARGET RANGE	RATIO

5 AROCLOR-1242 CAS #: 53469-21-9

Compound Not Detected

---

6 AROCLOR-1248 CAS #: 12672-29-6

Compound Not Detected

---

7 AROCLOR-1254 CAS #: 11097-69-1

Peaks not detected for Quant. or Qual. signal(s).

---

8 AROCLOR-1260 CAS #: 11096-82-5

Peaks not detected for Quant. or Qual. signal(s).

---

13 AROCLOR-1262 CAS #: 37324-23-5

Peaks not detected for Quant. or Qual. signal(s).

---

14 AROCLOR-1268 CAS #: 11100-14-4

Peaks not detected for Quant. or Qual. signal(s).

M 15 TOTAL PCB CAS #: 1336-36-3

Compound Not Detected

$ 9 DCB CAS #: 2051-24-3

6.436 6.510 -0.074 5218 9e-005 0.03039 (R)

QC Flag Legend

R - Spike/Surrogate failed recovery limits.

Data File: \\CANSVR11\DD\chem\GCS\a2hp13.i\100108-1.b\053F5301.D
Date : 08-JAN-2010 20:56
Client ID:
Instrument: a2hp13.i
Sample Info: BLANK 10ML MDL
Volume Injected (uL): 1.0
Operator:
Column phase: restek pest clpI
Column diameter: 0.53

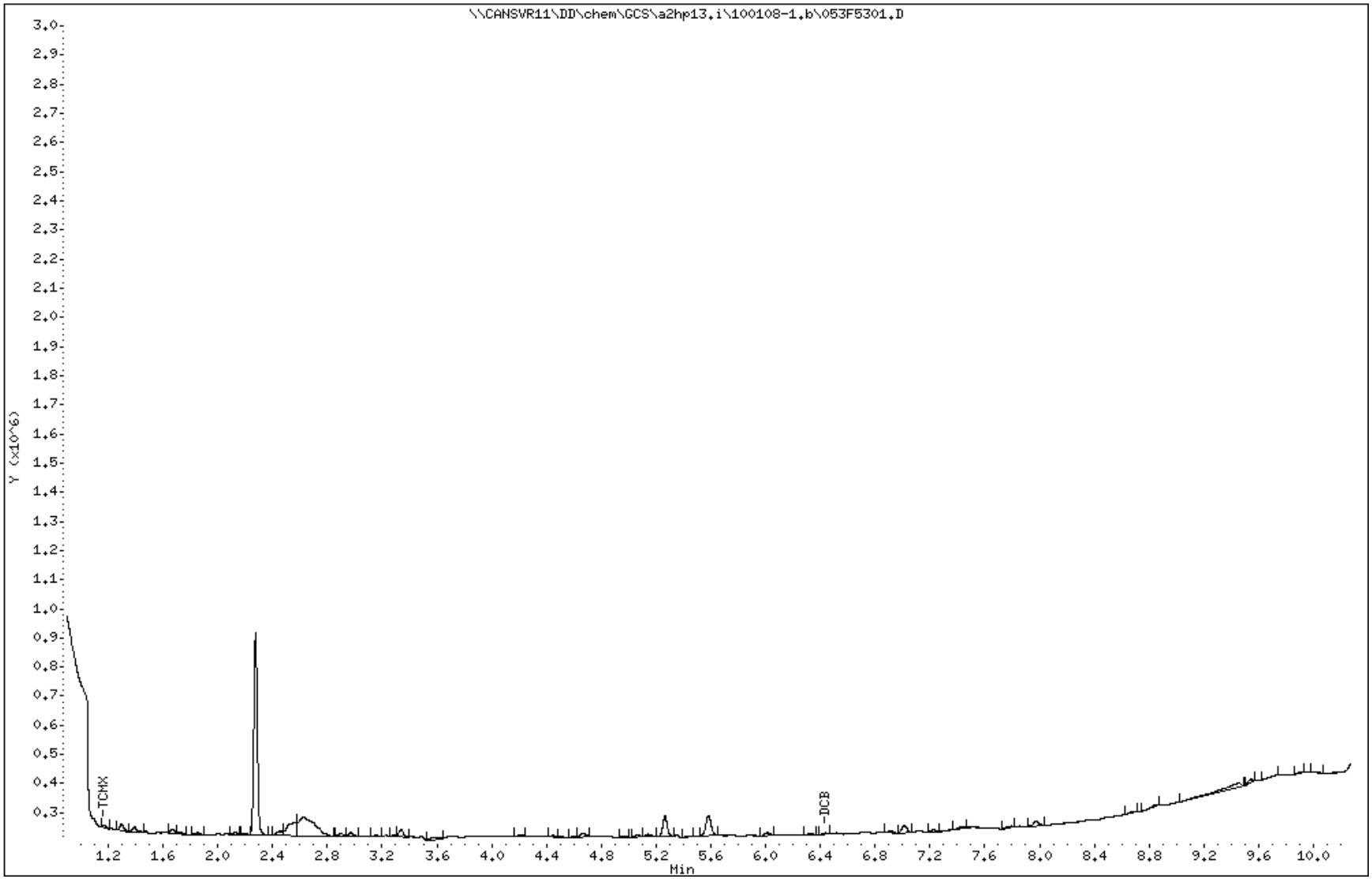

Data File: \\CANSVR11\DD\chem\GCS\a2hp13.i\100118-1.b\007F0701.D
Report Date: 18-Jan-2010 08:56

TestAmerica North Canton

PCB 8082/608

Data file : \\CANSVR11\DD\chem\GCS\a2hp13.i\100118-1.b\007F0701.D
Lab Smp Id: 1248 10ML MDL
Inj Date : 18-JAN-2010 08:23
Operator : Inst ID: a2hp13.i
Smp Info : 1248 10ML MDL
Misc Info : 1248 MDL VERIFICATION 10ML SOLID TV=24.75 UG/KG
Comment :
Method : \\CANSVR11\DD\chem\GCS\a2hp13.i\100118-1.b\PCB13.m
Meth Date : 18-Jan-2010 08:15 Quant Type: ESTD
Cal Date : 05-JAN-2010 01:19 Cal File: 043F4301.D
Als bottle: 7
Dil Factor: 1.00000
Integrator: Falcon Compound Sublist: 3-AR1248.sub
Target Version: 4.14 Sample Matrix: SOIL
Processing Host: CANPMSV21

Concentration Formula: Amt * DF * Vt/Vo * CpndVariable

Name	Value	Description
DF	1.000	Dilution Factor
Vt	10000.000	final volume
Vo	30.000	initial volume
Cpnd Variable		Local Compound Variable

RT	EXP RT	DLT RT	RESPONSE	CONCENTRATIONS ON-COL (ng)	FINAL (ug/kg)	TARGET RANGE	RATIO
6 AROCLOR-1248					CAS #: 12672-29-6		
1.714	1.722	-0.008	60906	0.05552	18.51	80.00- 120.00	100.00(M)
2.107	2.116	-0.009	140523	0.06078	20.26	117.36- 195.60	230.72
2.612	2.617	-0.005	230617	0.09679	32.26	289.59- 482.65	378.64
3.232	3.246	-0.014	128809	0.06822	22.74	981.77-1636.28	211.49
3.623	3.631	-0.008	73593	0.06068	20.23	1374.25-2290.42	120.83
Average of Peak Concentrations =					22.80		

QC Flag Legend

M - Compound response manually integrated.

Data File: \\CANSVR11\DD\chem\GCS\a2hp13.i\100118-1.b\007F0701.D
Date : 18-JAN-2010 08:23
Client ID:
Instrument: a2hp13.i
Sample Info: 1248 10ML MDL
Volume Injected (uL): 1.0
Operator:
Column phase: restek pest clpI
Column diameter: 0.53

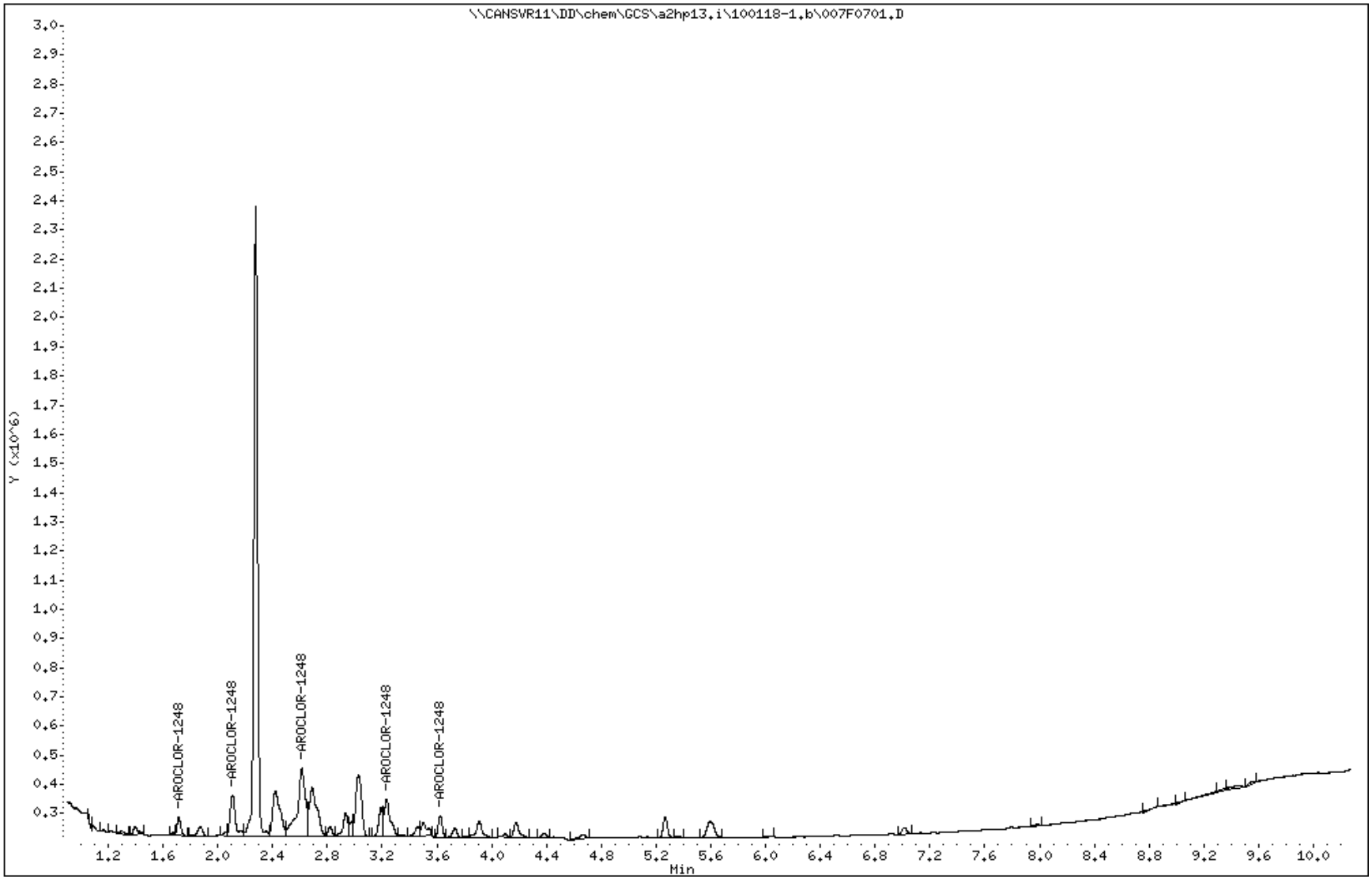

Data File Name: 007F0701.D
Inj. Date and Time: 18-JAN-2010 08:23
Instrument ID: a2hp13.i
Client ID:
Compound Name: AROCLOR-1248
CAS #: 12672-29-6
Report Date: 01/18/2010

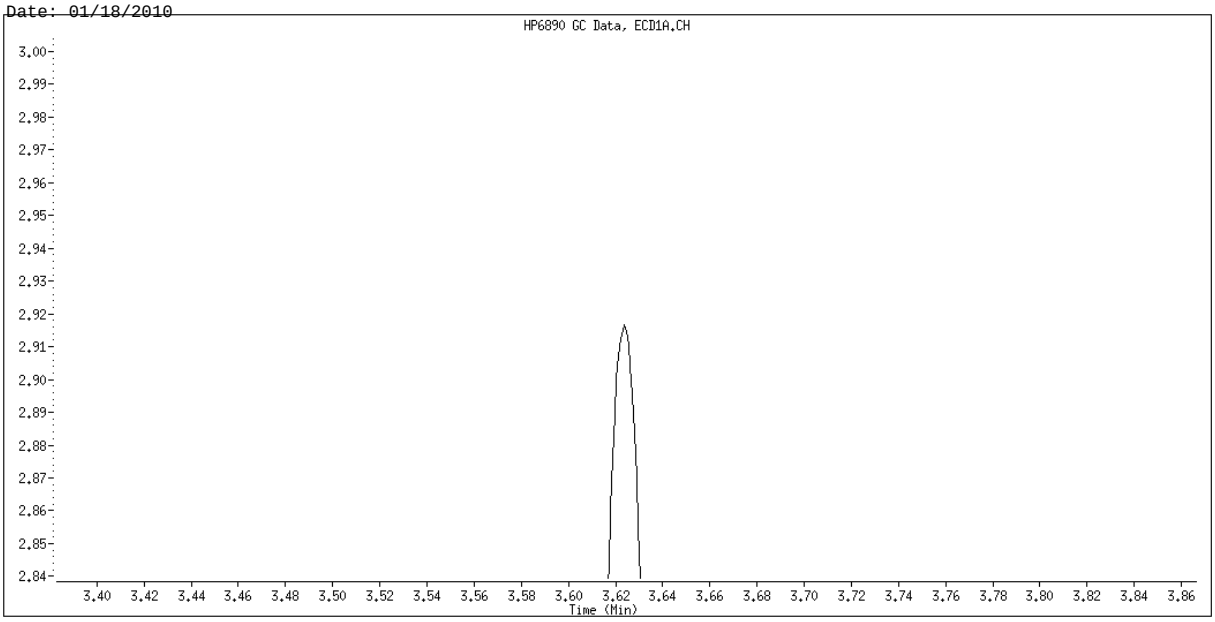

Original Integration

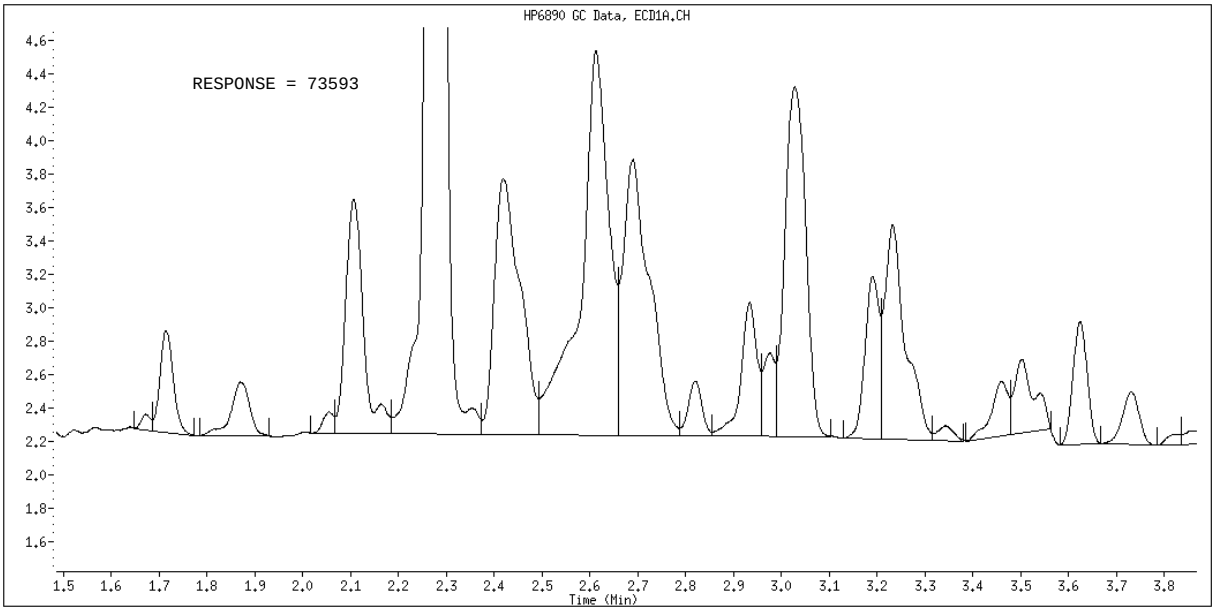

Manual Integration

Manually Integrated By: hassl
Manual Integration Reason: Analyte not Identified by the Data System

Data File: \\CANSVR11\DD\chem\GCS\a2hp13.i\100118-1.b\008F0801.D
Report Date: 18-Jan-2010 08:57

TestAmerica North Canton

PCB 8082/608

Data file : \\CANSVR11\DD\chem\GCS\a2hp13.i\100118-1.b\008F0801.D
Lab Smp Id: BLANK 10ML
Inj Date : 18-JAN-2010 08:38
Operator : Inst ID: a2hp13.i
Smp Info : BLANK 10ML
Misc Info : BLANK MDL VERIFICATION 10ML SOLID
Comment :
Method : \\CANSVR11\DD\chem\GCS\a2hp13.i\100118-1.b\PCB13.m
Meth Date : 18-Jan-2010 08:15 Quant Type: ESTD
Cal Date : 05-JAN-2010 01:19 Cal File: 043F4301.D
Als bottle: 8
Dil Factor: 1.00000
Integrator: Falcon Compound Sublist: all.sub
Target Version: 4.14 Sample Matrix: SOIL
Processing Host: CANPMSV21

Concentration Formula: Amt * DF * Vt/Vo * CpndVariable

Name	Value	Description
DF	1.000	Dilution Factor
Vt	10000.000	final volume
Vo	30.000	initial volume
Cpnd Variable		Local Compound Variable

				CONCENTRATIONS ON-COL	FINAL		
RT	EXP RT	DLT RT	RESPONSE	(ng)	(ug/kg)	TARGET RANGE	RATIO
$ 1 TCMX					CAS #: 877-09-8		
1.085	1.151	-0.066	30942	0.00028	0.09350		(R)
2 AROCLOR-1221					CAS #: 11104-28-2		
Peaks not detected for Quant. or Qual. signal(s).							
3 AROCLOR-1016					CAS #: 12674-11-2		
Compound Not Detected							
4 AROCLOR-1232					CAS #: 11141-16-5		
Compound Not Detected							

Data File: \\CANSVR11\DD\chem\GCS\a2hp13.i\100118-1.b\008F0801.D
Report Date: 18-Jan-2010 08:57

RT	EXP RT	DLT RT	RESPONSE	CONCENTRATIONS ON-COL (ng)	FINAL (ug/kg)	TARGET RANGE	RATIO

5 AROCLOR-1242 CAS #: 53469-21-9

Compound Not Detected

---

6 AROCLOR-1248 CAS #: 12672-29-6

Compound Not Detected

---

7 AROCLOR-1254 CAS #: 11097-69-1

Peaks not detected for Quant. or Qual. signal(s).

---

8 AROCLOR-1260 CAS #: 11096-82-5

Peaks not detected for Quant. or Qual. signal(s).

---

13 AROCLOR-1262 CAS #: 37324-23-5

Peaks not detected for Quant. or Qual. signal(s).

---

14 AROCLOR-1268 CAS #: 11100-14-4

Peaks not detected for Quant. or Qual. signal(s).

M 15 TOTAL PCB CAS #: 1336-36-3

Compound Not Detected

$ 9 DCB CAS #: 2051-24-3

6.439 6.504 -0.065 4429 8e-005 0.02580 (R)

QC Flag Legend

R - Spike/Surrogate failed recovery limits.

Data File: \\CANSVR11\DD\chem\GCS\a2hp13.i\100118-1.b\008F0801.D
Date : 18-JAN-2010 08:38
Client ID:
Instrument: a2hp13.i
Sample Info: BLANK 10ML
Volume Injected (uL): 1.0
Operator:
Column phase: restek pest clpI
Column diameter: 0.53

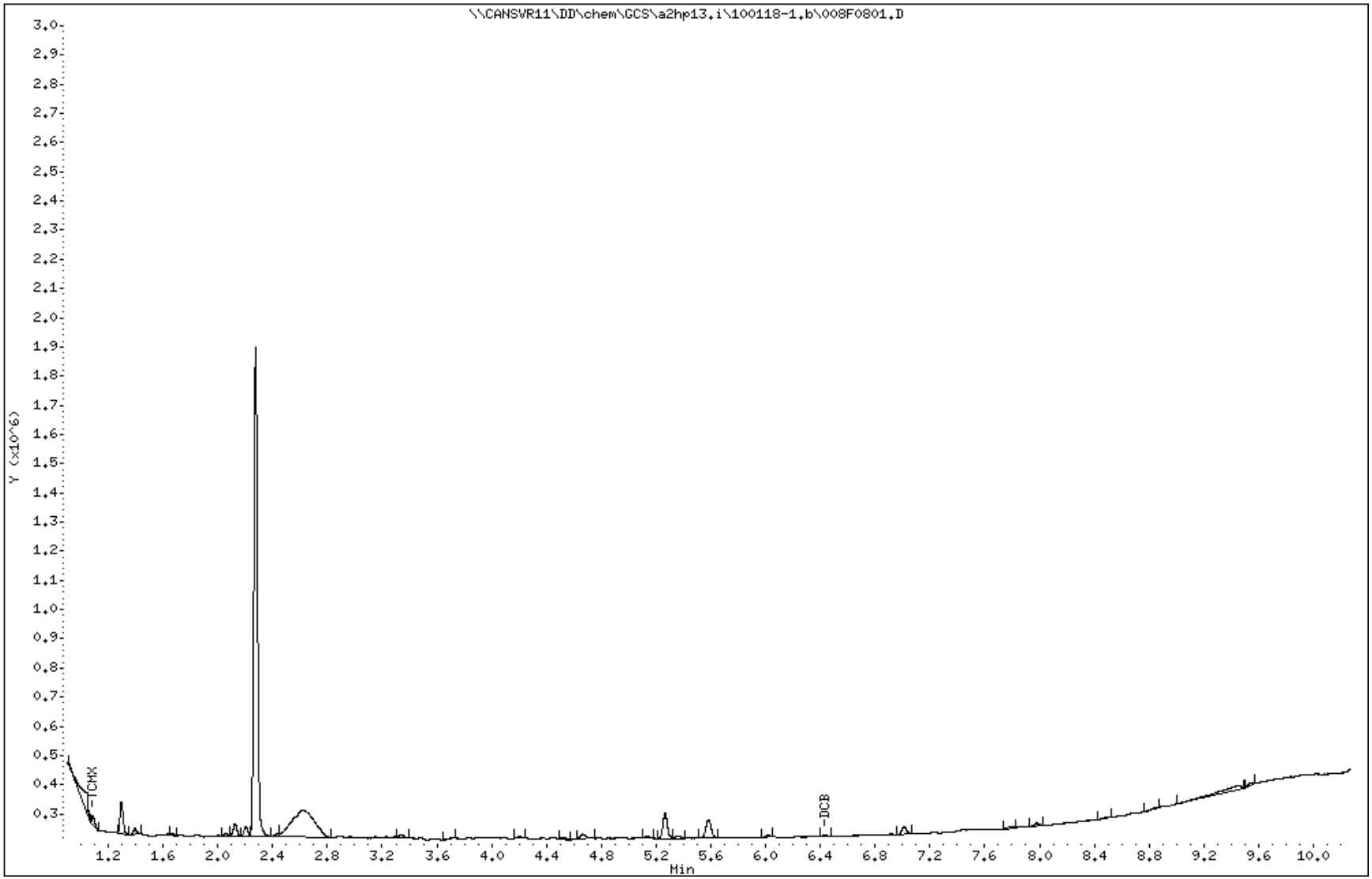

TestAmerica
THE LEADER IN ENVIRONMENTAL TESTING

RAW QC DATA

LABORATORY CONTROL SAMPLE EVALUATION REPORT

GC Semivolatiles

Client Lot #...: A0B240490 **Work Order #...:** LV2041AC **Matrix.....:** SOLID
LCS Lot-Sample#: A0B250000-029
Prep Date.....: 02/25/10 **Analysis Date..:** 03/02/10
Prep Batch #...: 0056029
Dilution Factor: 1 **Final Wgt/Vol..:** 10 mL
Initial Wgt/Vol: 30 g

PARAMETER	PERCENT RECOVERY	RECOVERY LIMITS	METHOD
Aroclor 1016	**82**	**(40 - 140)**	**SW846 8082**
Aroclor 1260	**87**	**(60 - 130)**	**SW846 8082**

SURROGATE	PERCENT RECOVERY	RECOVERY LIMITS
Tetrachloro-m-xylene	86	(10 - 196)
Decachlorobiphenyl	87	(10 - 199)

NOTE(S):

Calculations are performed before rounding to avoid round-off errors in calculated results.

Bold print denotes control parameters

LABORATORY CONTROL SAMPLE DATA REPORT

GC Semivolatiles

Client Lot #...: A0B240490 **Work Order #...:** LV2041AC **Matrix.....:** SOLID
LCS Lot-Sample#: A0B250000-029
Prep Date.....: 02/25/10 **Analysis Date..:** 03/02/10
Prep Batch #...: 0056029
Dilution Factor: 1 **Final Wgt/Vol..:** 10 mL
Initial Wgt/Vol: 30 g

PARAMETER	SPIKE AMOUNT	MEASURED AMOUNT	UNITS	PERCENT RECOVERY	METHOD
Aroclor 1016	**330**	**270**	**ug/kg**	**82**	**SW846 8082**
Aroclor 1260	**330**	**290**	**ug/kg**	**87**	**SW846 8082**

SURROGATE	PERCENT RECOVERY	RECOVERY LIMITS
Tetrachloro-m-xylene	86	(10 - 196)
Decachlorobiphenyl	87	(10 - 199)

NOTE(S):

Calculations are performed before rounding to avoid round-off errors in calculated results.

Bold print denotes control parameters

Data File: \\cansvr11\dd\chem\GCS\a2hp13.i\100302-1.b\032F3201.D
Report Date: 03-Mar-2010 15:56

TestAmerica North Canton

PCB 8082/608

Data file : \\cansvr11\dd\chem\GCS\a2hp13.i\100302-1.b\032F3201.D
Lab Smp Id: LV2041AC Client Smp ID: INTRA-LAB CHECK
Inj Date : 02-MAR-2010 18:50
Operator : Inst ID: a2hp13.i
Smp Info : LV2041AC
Misc Info : 12-AR1660TD.SUB,SLCS.SPK
Comment :
Method : \\CANSVR11\dd\chem\GCS\a2hp13.i\100302-1.b\PCB13.m
Meth Date : 02-Mar-2010 19:16 Quant Type: ESTD
Cal Date : 09-FEB-2010 02:07 Cal File: 042F4201.D
Als bottle: 32 QC Sample: METHOD SPIKE
Dil Factor: 1.00000
Integrator: Falcon Compound Sublist: 12-AR1660TD.SUB
Target Version: 4.14 Sample Matrix: SOIL
Processing Host: CANSVR11

Concentration Formula: Amt * DF * Vt/Vo * CpndVariable

Name	Value	Description
DF	1.000	Dilution Factor
Vt	10000.000	final volume
Vo	30.000	initial volume
Cpnd Variable		Local Compound Variable

RT	EXP RT	DLT RT	RESPONSE	CONCENTRATIONS ON-COL (ng)	FINAL (ug/kg)	TARGET RANGE	RATIO
$ 1 TCMX					CAS #: 877-09-8		
1.161	1.162	-0.001	2127370	0.01712	5.708		
3 AROCLOR-1016					CAS #: 12674-11-2		
1.432	1.433	-0.001	2553763	0.71806	239.4	80.00- 120.00	100.00(M)
1.716	1.717	-0.001	4980290	0.80922	269.7	135.61- 226.02	195.02
2.112	2.112	0.000	10993138	0.84700	282.3	305.79- 509.65	430.47
2.232	2.233	-0.001	4719467	0.88612	295.4	123.73- 206.21	184.80
2.616	2.617	-0.001	4380222	0.82591	275.3	121.85- 203.09	171.52
Average of Peak Concentrations =					272.4		
8 AROCLOR-1260					CAS #: 11096-82-5		
3.819	3.821	-0.002	2684002	0.88923	296.4	80.00- 120.00	100.00(M)
4.108	4.111	-0.003	3808575	0.90112	300.4	104.74- 174.56	141.90
4.387	4.388	-0.001	3800734	0.98699	329.0	95.39- 158.99	141.61
5.087	5.090	-0.003	4387165	0.76202	254.0	144.18- 240.30	163.46
5.367	5.371	-0.004	2538973	0.82798	276.0	72.95- 121.58	94.60
Average of Peak Concentrations =					291.2		

```
$   9 DCB                                        CAS #: 2051-24-3
6.518    6.518    0.000          968949 0.01747    5.822
--------------------------------------------------------------------------------
```

Data File: \\cansvr11\dd\chem\GCS\a2hp13.i\100302-1.b\032F3201.D
Report Date: 03-Mar-2010 15:56

QC Flag Legend

M - Compound response manually integrated.

Data File: \\cansvr11\dd\chem\GCS\a2hp13.i\100302-1.b\032F3201.D
Date : 02-MAR-2010 18:50
Client ID: INTRA-LAB CHECK
Instrument: a2hp13.i
Sample Info: LV2041AC
Volume Injected (uL): 1.0
Operator:
Column phase: restek pest clpI
Column diameter: 0.53

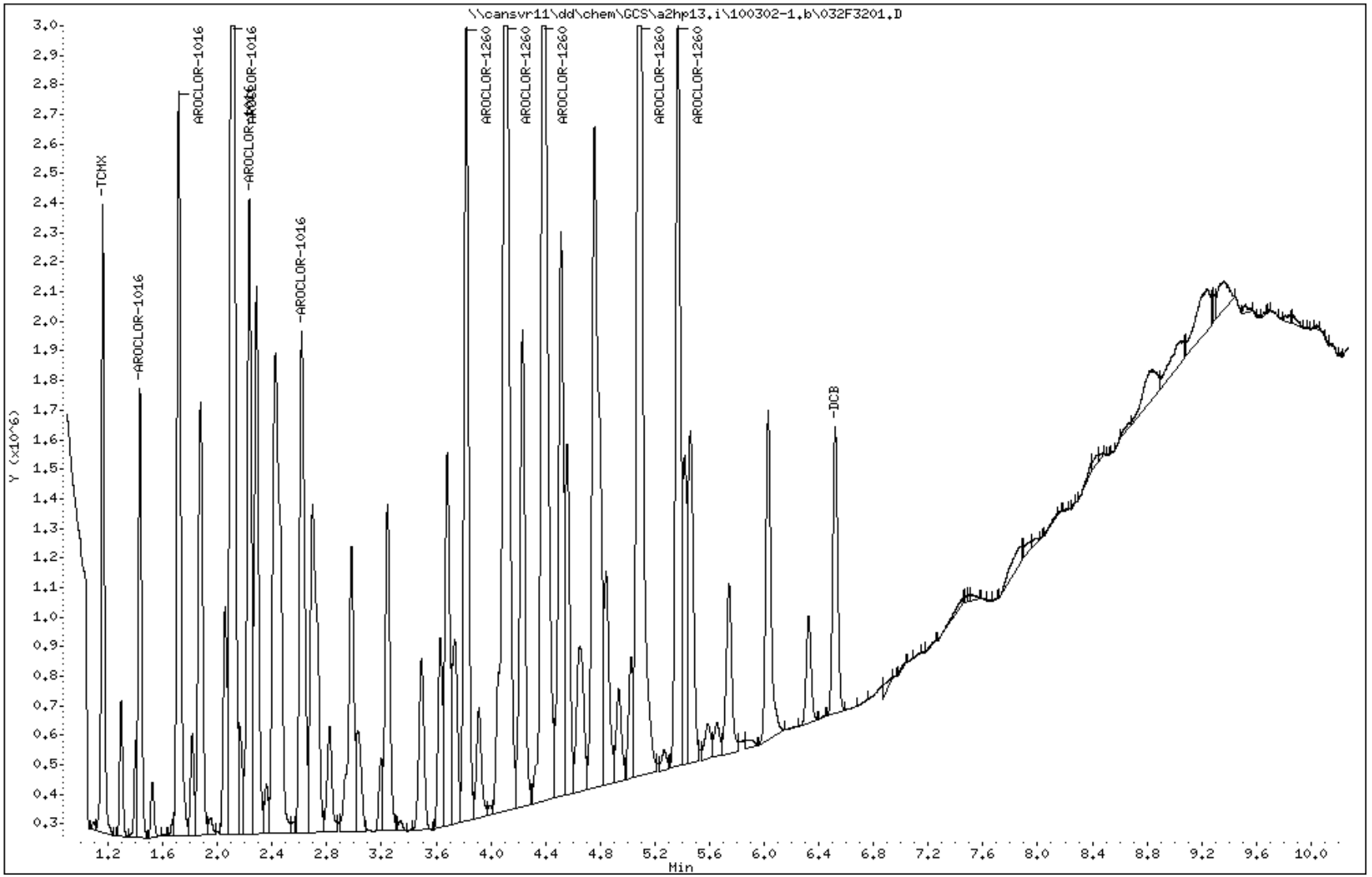

Data File Name: 032F3201.D
Inj. Date and Time: 02-MAR-2010 18:50
Instrument ID: a2hp13.i
Client ID: INTRA-LAB CHECK
Compound Name: AROCLOR-1016
CAS #: 12674-11-2
Report Date: 03/03/2010

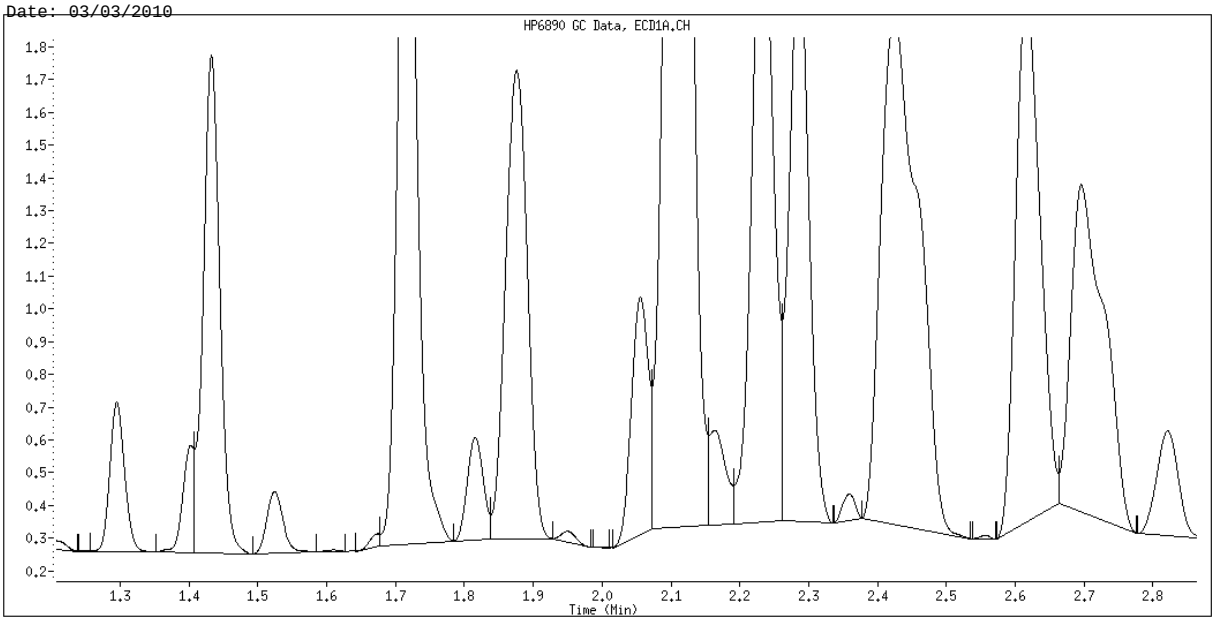

Original Integration

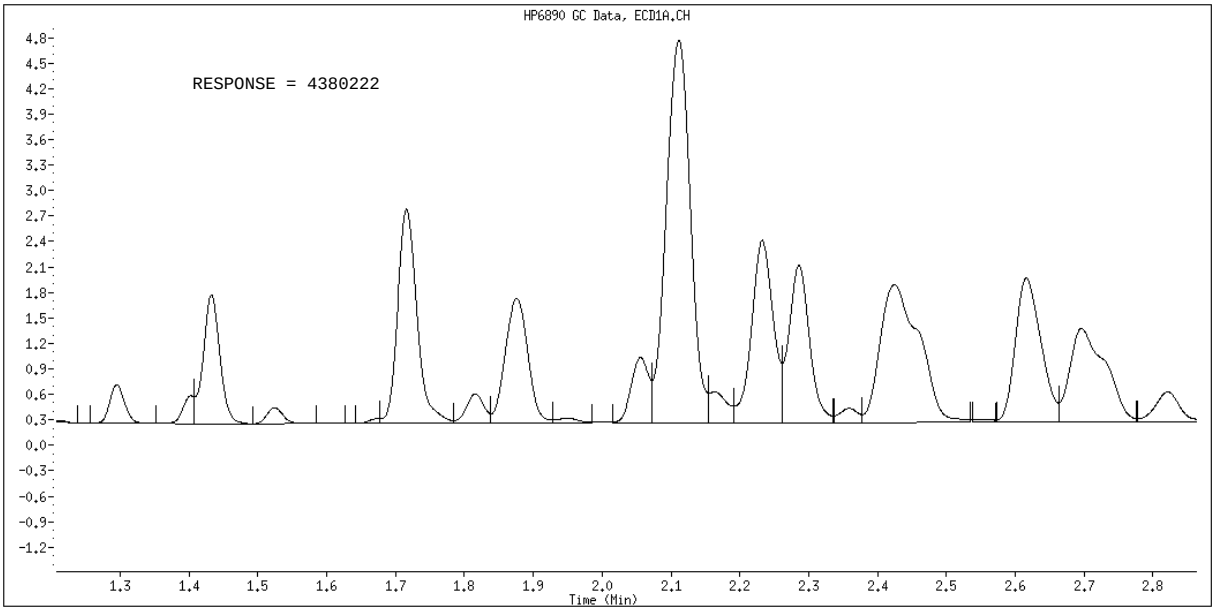

Manual Integration

Manually Integrated By: roachc
Manual Integration Reason: Analyte not Identified by the Data System

Data File Name: 032F3201.D
Inj. Date and Time: 02-MAR-2010 18:50
Instrument ID: a2hp13.i
Client ID: INTRA-LAB CHECK
Compound Name: AROCLOR-1260
CAS #: 11096-82-5
Report Date: 03/03/2010

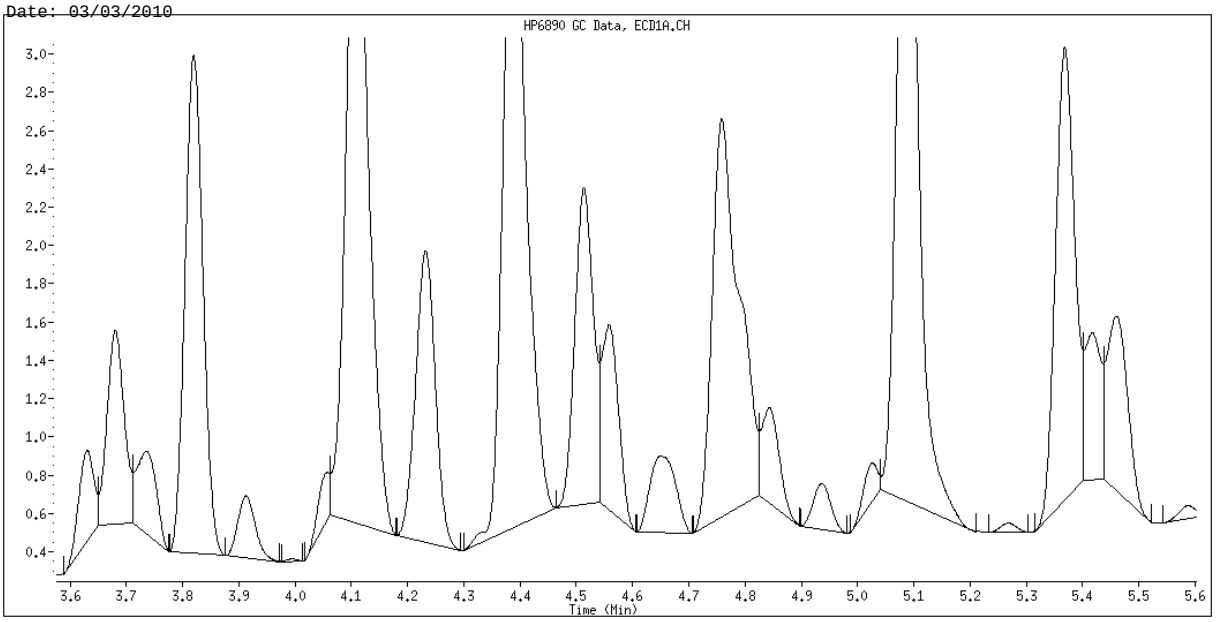

Original Integration

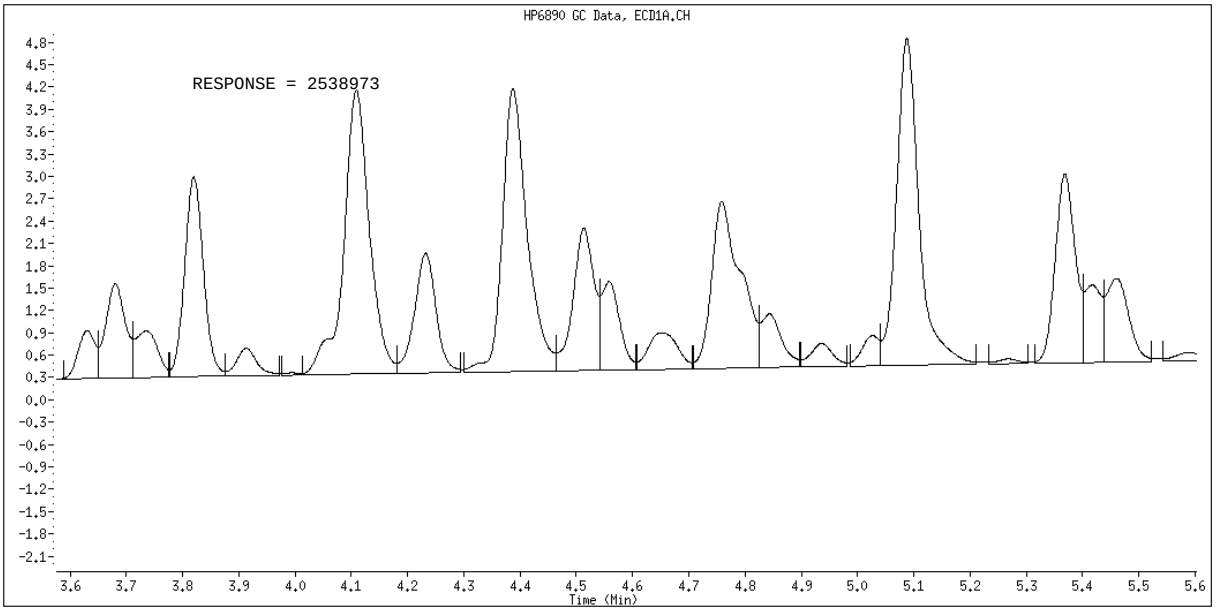

Manual Integration

Manually Integrated By: roachc
Manual Integration Reason: Analyte not Identified by the Data System

LABORATORY CONTROL SAMPLE EVALUATION REPORT

GC Semivolatiles

Client Lot #...: A0B240490 **Work Order #...:** LV79W1AC **Matrix.....:** SOLID
LCS Lot-Sample#: A0C030000-029
Prep Date.....: 03/03/10 **Analysis Date..:** 03/04/10
Prep Batch #...: 0062029
Dilution Factor: 1 **Final Wgt/Vol..:** 10 mL
Initial Wgt/Vol: 30 g

PARAMETER	PERCENT RECOVERY	RECOVERY LIMITS	METHOD
Aroclor 1016	**81**	**(40 - 140)**	**SW846 8082**
Aroclor 1260	**85**	**(60 - 130)**	**SW846 8082**

SURROGATE	PERCENT RECOVERY	RECOVERY LIMITS
Tetrachloro-m-xylene	80	(40 - 140)
Decachlorobiphenyl	93	(60 - 125)

NOTE(S):

Calculations are performed before rounding to avoid round-off errors in calculated results.

Bold print denotes control parameters

LABORATORY CONTROL SAMPLE DATA REPORT

GC Semivolatiles

Client Lot #...: A0B240490 **Work Order #...:** LV79W1AC **Matrix.....:** SOLID
LCS Lot-Sample#: A0C030000-029
Prep Date.....: 03/03/10 **Analysis Date..:** 03/04/10
Prep Batch #...: 0062029
Dilution Factor: 1 **Final Wgt/Vol..:** 10 mL
Initial Wgt/Vol: 30 g

PARAMETER	SPIKE AMOUNT	MEASURED AMOUNT	UNITS	PERCENT RECOVERY	METHOD
Aroclor 1016	**330**	**270**	**ug/kg**	**81**	**SW846 8082**
Aroclor 1260	**330**	**280**	**ug/kg**	**85**	**SW846 8082**

SURROGATE	PERCENT RECOVERY	RECOVERY LIMITS
Tetrachloro-m-xylene	80	(40 - 140)
Decachlorobiphenyl	93	(60 - 125)

NOTE(S):

Calculations are performed before rounding to avoid round-off errors in calculated results.

Bold print denotes control parameters

Data File: \\CANSVR11\DD\chem\GCS\a2hp10.i\100304-1.b\053F5301.D
Report Date: 05-Mar-2010 08:32

TestAmerica North Canton

PCB 8082/608

Data file : \\CANSVR11\DD\chem\GCS\a2hp10.i\100304-1.b\053F5301.D
Lab Smp Id: LV79W1AC Client Smp ID: INTRA-LAB CHECK
Inj Date : 04-MAR-2010 20:07
Operator : Inst ID: a2hp10.i
Smp Info : LV79W1AC
Misc Info : 12-AR1660TD.SUB,SLCS.SPK
Comment :
Method : \\CANSVR11\DD\chem\GCS\a2hp10.i\100304-1.b\PCB10.m
Meth Date : 05-Mar-2010 06:20 Quant Type: ESTD
Cal Date : 01-MAR-2010 18:00 Cal File: 042F4201.D
Als bottle: 53 QC Sample: METHOD SPIKE
Dil Factor: 1.00000
Integrator: Falcon Compound Sublist: 12-AR1660TD.SUB
Target Version: 4.14 Sample Matrix: SOIL
Processing Host: CANPMSV21

Concentration Formula: Amt * DF * Vt/Vo * CpndVariable

Name	Value	Description
DF	1.000	Dilution Factor
Vt	10000.000	final volume
Vo	30.000	initial volume
Cpnd Variable		Local Compound Variable

RT	EXP RT	DLT RT	RESPONSE	CONCENTRATIONS ON-COL (ng)	FINAL (ug/kg)	TARGET RANGE	RATIO
$ 1 TCMX					CAS #: 877-09-8		
1.474	1.474	0.000	2212554	0.01595	5.318		
3 AROCLOR-1016					CAS #: 12674-11-2		
1.809	1.810	-0.001	986558	0.75022	250.1	80.00- 120.00	100.00
2.148	2.149	-0.001	1714146	0.80971	269.9	121.73- 202.88	173.75
2.607	2.608	-0.001	3276323	0.86594	288.6	228.58- 380.97	332.10
2.745	2.745	0.000	1573736	0.83187	277.3	110.73- 184.55	159.52
3.172	3.172	0.000	1279957	0.80212	267.4	92.25- 153.75	129.74
Average of Peak Concentrations =					270.6		
8 AROCLOR-1260					CAS #: 11096-82-5		
4.461	4.461	0.000	4663482	0.82939	276.5	80.00- 120.00	100.00
4.761	4.760	0.001	8992734	0.86099	287.0	135.22- 225.37	192.83
5.052	5.051	0.001	9086284	0.93469	311.6	124.45- 207.42	194.84
5.772	5.771	0.001	11741983	0.82053	273.5	184.01- 306.69	251.79
6.062	6.060	0.002	5498996	0.82360	274.5	83.01- 138.36	117.92
Average of Peak Concentrations =					284.6		

```
$  12 DCB                                        CAS #: 2051-24-3
7.230    7.229    0.001         2491979 0.01870    6.232
------------------------------------------------------------------------------
```

Data File: \\CANSVR11\DD\chem\GCS\a2hp10.i\100304-1.b\053F5301.D
Date : 04-MAR-2010 20:07
Client ID: INTRA-LAB CHECK
Instrument: a2hp10.i
Sample Info: LV79W1AC
Volume Injected (uL): 1.0
Operator:
Column phase: restek pest clpI
Column diameter: 0.53

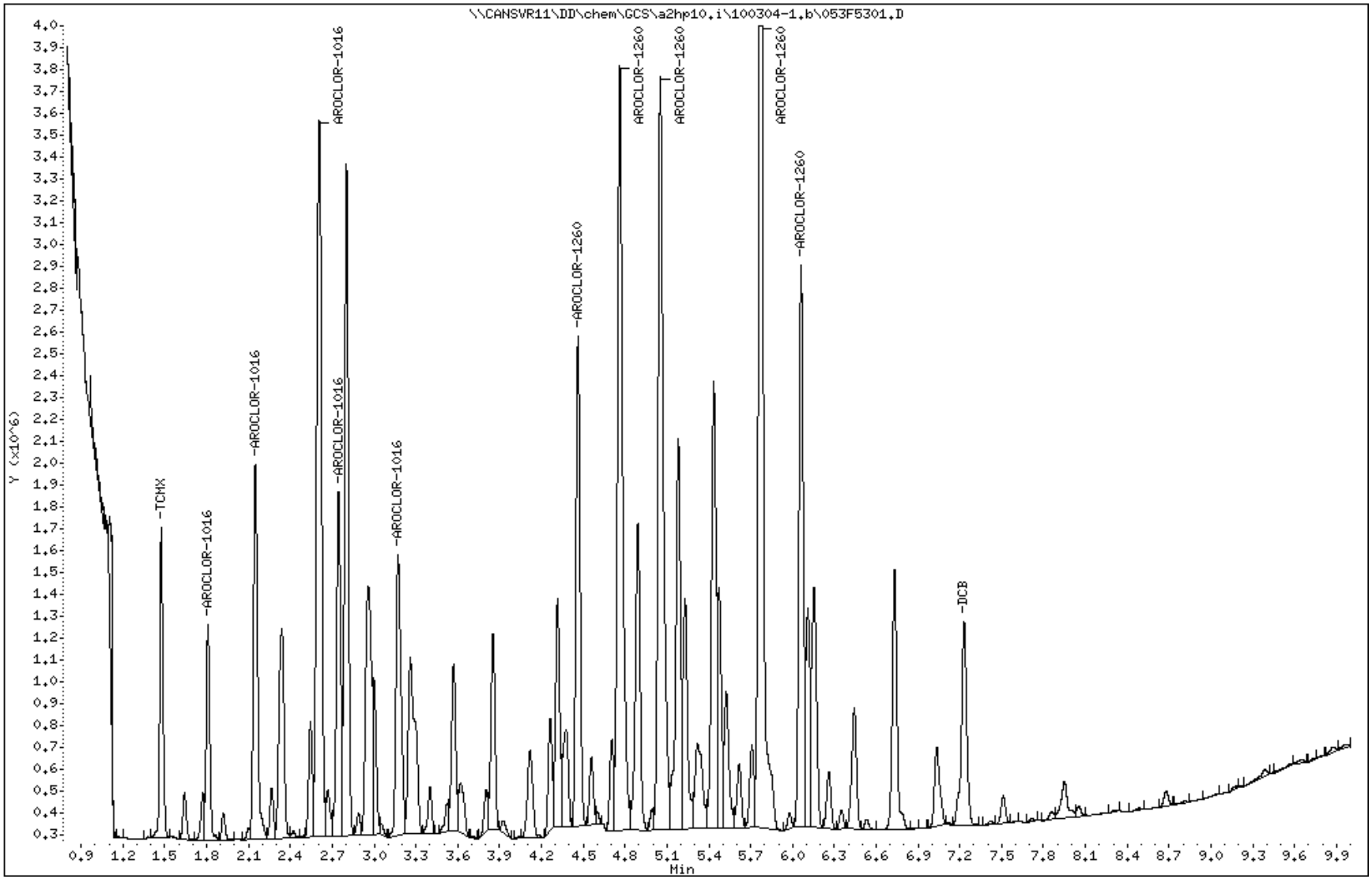

2706

North Canton

Data File: 053F5301.D
Report Date: 05-Mar-2010 08:24

TestAmerica North Canton

PCB 8082/608

Data file : \\CANSVR11\DD\chem\GCS\a2hp10.i\100304-1.b\100304-1.b\053F5301.D
Lab Smp Id: LV79W1AC Client Smp ID: INTRA-LAB CHECK
Inj Date : 04-MAR-2010 20:07
Operator : Inst ID: a2hp10.i
Smp Info : LV79W1AC
Misc Info : 12-AR1660TD.SUB,SLCS.SPK
Comment   :
Method   : \\CANSVR11\DD\chem\GCS\a2hp10.i\100304-1.b\PCB10.m\PCB10R.m
Meth Date : 05-Mar-2010 06:20 Quant Type: ESTD
Cal Date : 01-MAR-2010 17:30 Cal File: 040F4001.D
Als bottle: 53 QC Sample: METHOD SPIKE
Dil Factor: 1.00000
Integrator: Falcon Compound Sublist: 12-AR1660TD.SUB
Target Version: 4.14 Sample Matrix: SOIL
Processing Host: CANPMSV21

Concentration Formula: Amt * DF * Vt/Vo * CpndVariable

Name	Value	Description
DF	1.000	Dilution Factor
Vt	10000.000	final volume
Vo	30.000	initial volume
Cpnd Variable		Local Compound Variable

RT	EXP RT	DLT RT	RESPONSE	CONCENTRATIONS ON-COL (ng)	FINAL (ug/kg)	TARGET RANGE	RATIO
$ 1 TCMX					CAS #: 877-09-8		
1.947	1.949	-0.002	5902439	0.01271	4.236		
3 AROCLOR-1016					CAS #: 12674-11-2		
2.495	2.495	0.000	4430874	0.59071	196.9	80.00- 120.00	100.00
2.947	2.948	-0.001	9799158	0.65099	217.0	149.84- 249.73	221.16
3.447	3.447	0.000	20521045	0.68752	229.2	292.95- 488.26	463.14
3.597	3.597	0.000	8259633	0.62348	207.8	128.46- 214.09	186.41
3.707	3.708	-0.001	7024684	0.66433	221.4	102.30- 170.50	158.54
Average of Peak Concentrations =					214.5		
8 AROCLOR-1260					CAS #: 11096-82-5		
5.507	5.506	0.001	12409476	0.70850	236.2	80.00- 120.00	100.00
5.743	5.743	0.000	13130498	0.68495	228.3	81.49- 135.82	105.81
6.117	6.118	-0.001	19683585	0.73584	245.3	115.10- 191.84	158.62
6.815	6.815	0.000	19093780	0.57633	192.1	132.90- 221.50	153.86
7.202	7.200	0.002	12181346	0.49925	166.4	95.77- 159.61	98.16
Average of Peak Concentrations =					213.6		

```
$  12 DCB                                        CAS #: 2051-24-3
8.450    8.450    0.000         3385578 0.01028    3.428                        (R)
-------------------------------------------------------------------------------
```

Data File: 053F5301.D
Report Date: 05-Mar-2010 08:24

QC Flag Legend

R - Spike/Surrogate failed recovery limits.

2710

Data File: \\CANSVR11\DD\chem\GCS\a2hp10.i\100304-1.b\100304-1.b\053F5301.D
Date : 04-MAR-2010 20:07
Client ID: INTRA-LAB CHECK
Instrument: a2hp10.i
Sample Info: LV79W1AC
Volume Injected (uL): 1.0
Operator:
Column phase: restek pest clpII
Column diameter: 0.53

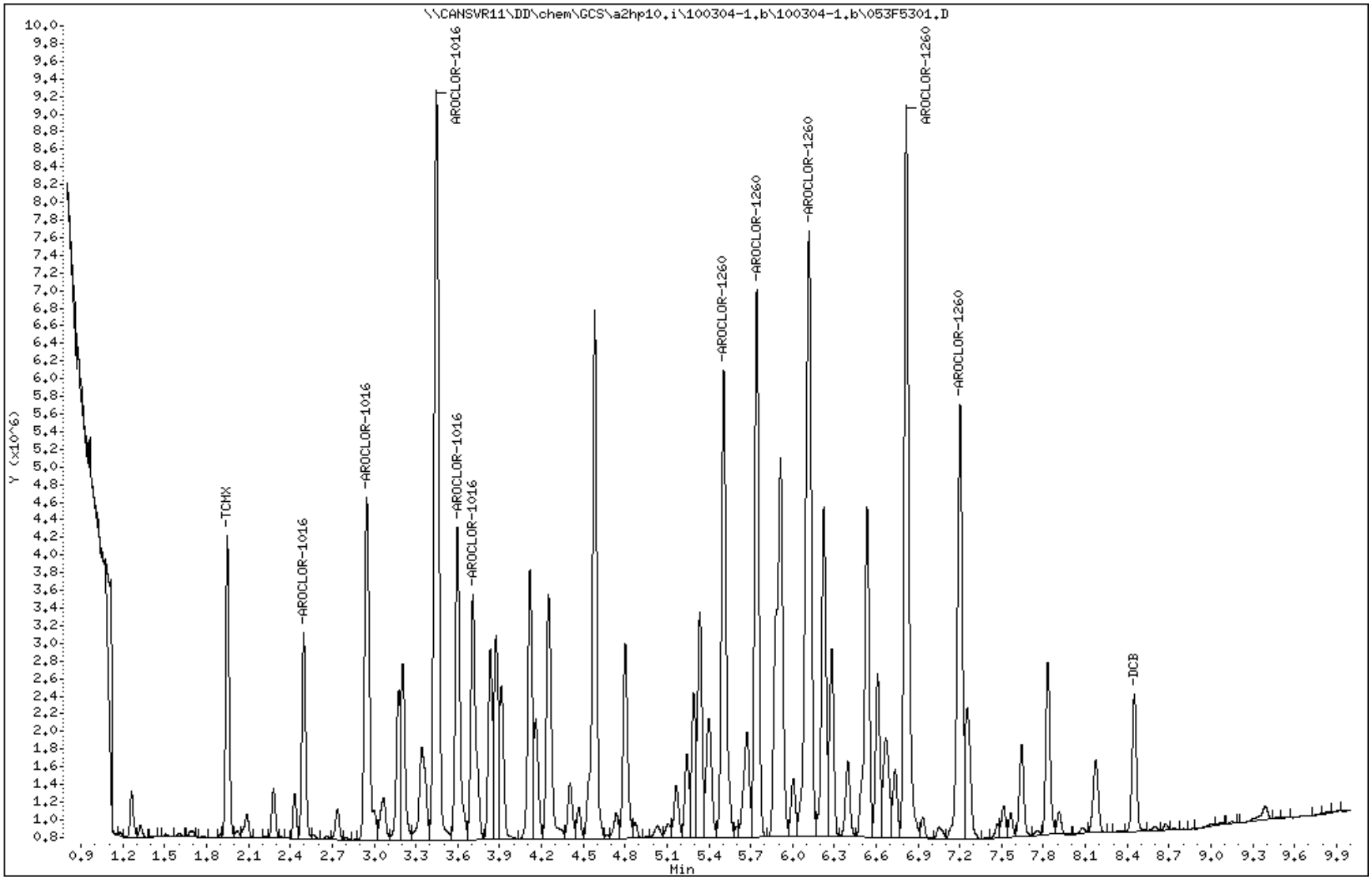

North Canton

METHOD BLANK REPORT

GC Semivolatiles

Client Lot #...: A0B240490 **Work Order #...:** LV2041AA **Matrix.....:** SOLID
MB Lot-Sample #: A0B250000-029

Prep Date.....: 02/25/10 **Final Wgt/Vol..:** 10 mL
Analysis Date..: 03/02/10 **Prep Batch #...:** 0056029
Dilution Factor: 1 **Initial Wgt/Vol:** 30 g

PARAMETER	RESULT	REPORTING LIMIT	UNITS	METHOD
Aroclor 1016	ND	33	ug/kg	SW846 8082
Aroclor 1221	ND	33	ug/kg	SW846 8082
Aroclor 1232	ND	33	ug/kg	SW846 8082
Aroclor 1242	ND	33	ug/kg	SW846 8082
Aroclor 1248	ND	33	ug/kg	SW846 8082
Aroclor 1254	ND	33	ug/kg	SW846 8082
Aroclor 1260	ND	33	ug/kg	SW846 8082

SURROGATE	PERCENT RECOVERY	RECOVERY LIMITS
Tetrachloro-m-xylene	90	(10 - 196)
Decachlorobiphenyl	75	(10 - 199)

NOTE(S):

Calculations are performed before rounding to avoid round-off errors in calculated results.

TestAmerica North Canton

PCB 8082/608

Data file : \\CANSVR11\dd\chem\GCS\a2hp13.i\100302-1.b\031F3101.D
Lab Smp Id: LV2041AA Client Smp ID: INTRA-LAB BLANK
Inj Date : 02-MAR-2010 18:35
Operator : Inst ID: a2hp13.i
Smp Info : LV2041AA
Misc Info :
Comment :
Method : \\CANSVR11\dd\chem\GCS\a2hp13.i\100302-1.b\PCB13.m
Meth Date : 02-Mar-2010 16:47 Quant Type: ESTD
Cal Date : 09-FEB-2010 02:07 Cal File: 042F4201.D
Als bottle: 31 QC Sample: METHOD BLANK
Dil Factor: 1.00000
Integrator: Falcon Compound Sublist: pcb.sub
Target Version: 4.14 Sample Matrix: SOIL
Processing Host: CANSVR11

Concentration Formula: Amt * DF * Vt/Vo * CpndVariable

Name	Value	Description
DF	1.000	Dilution Factor
Vt	10000.000	final volume
Vo	30.000	initial volume
Cpnd Variable		Local Compound Variable

RT	EXP RT	DLT RT	RESPONSE	CONCENTRATIONS ON-COL (ng)	FINAL (ug/kg)	TARGET RANGE	RATIO
$ 1 TCMX					CAS #: 877-09-8		
1.161	1.161	0.000	2224052	0.01790	5.967		

2 AROCLOR-1221 CAS #: 11104-28-2

Peaks not detected for Quant. or Qual. signal(s).

3 AROCLOR-1016 CAS #: 12674-11-2

Compound Not Detected

4 AROCLOR-1232 CAS #: 11141-16-5

Compound Not Detected

RT	EXP RT	DLT RT	RESPONSE	CONCENTRATIONS ON-COL (ng)	FINAL (ug/kg)	TARGET RANGE	RATIO

5 AROCLOR-1242 CAS #: 53469-21-9

Compound Not Detected

---

6 AROCLOR-1248 CAS #: 12672-29-6

Compound Not Detected

---

7 AROCLOR-1254 CAS #: 11097-69-1

Compound Not Detected

---

8 AROCLOR-1260 CAS #: 11096-82-5

Peaks not detected for Quant. or Qual. signal(s).

M 15 TOTAL PCB CAS #: 1336-36-3

Compound Not Detected

$ 9 DCB CAS #: 2051-24-3

6.518 6.518 0.000 834195 0.01504 5.013

Data File: \\cansvr11\dd\chem\GCS\a2hp13.i\100302-1.b\031F3101.D
Date : 02-MAR-2010 18:35
Client ID: INTRA-LAB BLANK
Instrument: a2hp13.i
Sample Info: LV2041AA
Volume Injected (uL): 1.0
Operator:
Column phase: restek pest clpI
Column diameter: 0.53

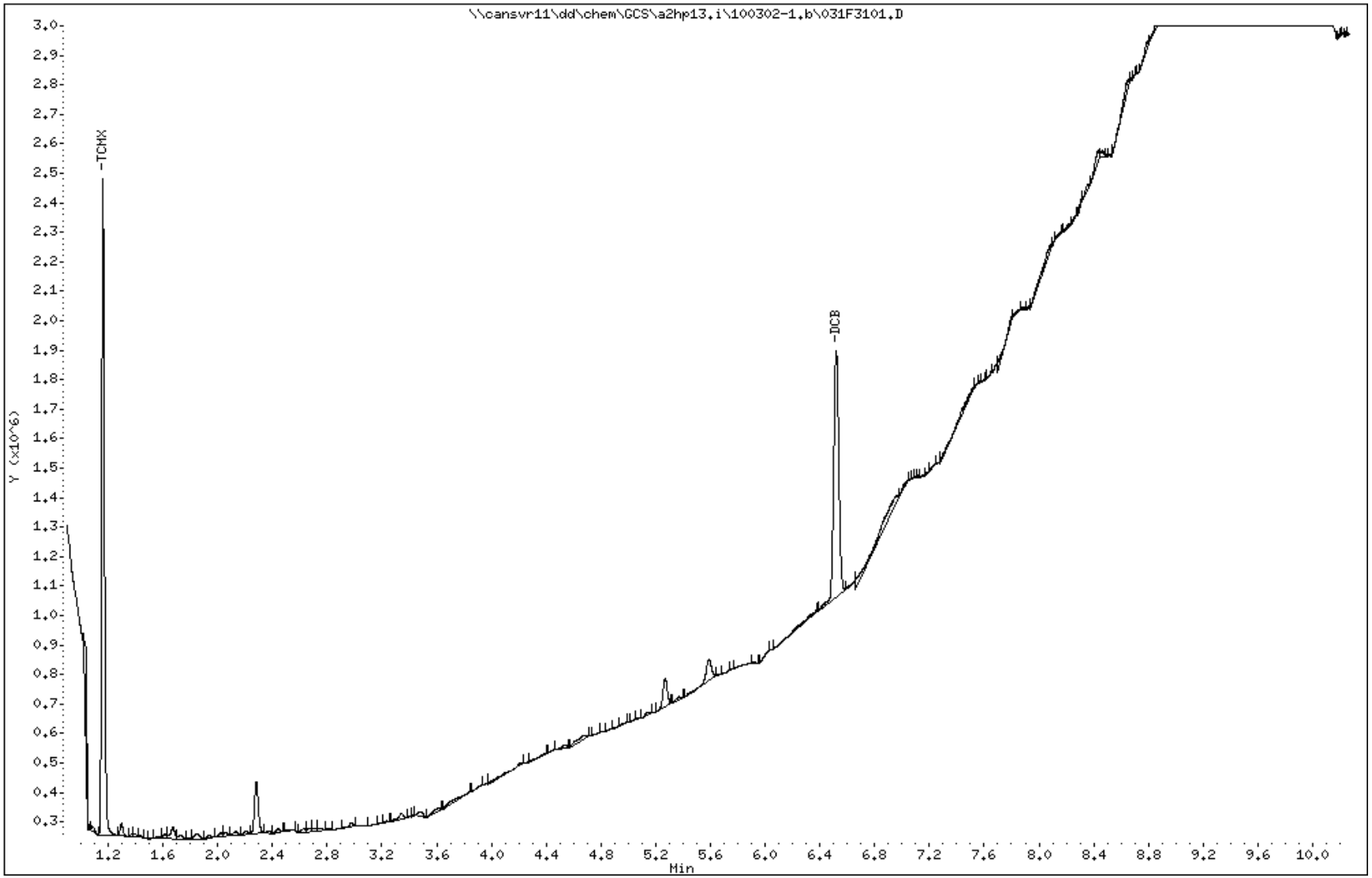

METHOD BLANK REPORT

GC Semivolatiles

Client Lot #...: A0B240490 **Work Order #...:** LV79W1AA **Matrix.....:** SOLID
MB Lot-Sample #: A0C030000-029

Prep Date.....: 03/03/10 **Final Wgt/Vol..:** 10 mL
Analysis Date..: 03/04/10 **Prep Batch #...:** 0062029
Dilution Factor: 1 **Initial Wgt/Vol:** 30 g

PARAMETER	RESULT	REPORTING LIMIT	UNITS	METHOD
Aroclor 1016	ND	33	ug/kg	SW846 8082
Aroclor 1221	ND	33	ug/kg	SW846 8082
Aroclor 1232	ND	33	ug/kg	SW846 8082
Aroclor 1242	ND	33	ug/kg	SW846 8082
Aroclor 1248	ND	33	ug/kg	SW846 8082
Aroclor 1254	ND	33	ug/kg	SW846 8082
Aroclor 1260	ND	33	ug/kg	SW846 8082

SURROGATE	PERCENT RECOVERY	RECOVERY LIMITS
Tetrachloro-m-xylene	73	(40 - 140)
Decachlorobiphenyl	75	(60 - 125)

NOTE(S):

Calculations are performed before rounding to avoid round-off errors in calculated results.

TestAmerica North Canton

PCB 8082/608

Data file : \\CANSVR11\dd\chem\GCS\a2hp10.i\100304-1.b\052F5201.D
Lab Smp Id: LV79W1AA Client Smp ID: INTRA-LAB BLANK
Inj Date : 04-MAR-2010 19:51
Operator : Inst ID: a2hp10.i
Smp Info : LV79W1AA
Misc Info :
Comment :
Method : \\CANSVR11\dd\chem\GCS\a2hp10.i\100304-1.b\PCB10.m
Meth Date : 04-Mar-2010 18:58 Quant Type: ESTD
Cal Date : 01-MAR-2010 18:00 Cal File: 042F4201.D
Als bottle: 52 QC Sample: METHOD BLANK
Dil Factor: 1.00000
Integrator: Falcon Compound Sublist: pcb.sub
Target Version: 4.14 Sample Matrix: SOIL
Processing Host: CANSVR11

Concentration Formula: Amt * DF * Vt/Vo * CpndVariable

Name	Value	Description
DF	1.000	Dilution Factor
Vt	10000.000	final volume
Vo	30.000	initial volume
Cpnd Variable		Local Compound Variable

				CONCENTRATIONS ON-COL (ng)	FINAL (ug/kg)	TARGET RANGE	RATIO
$ 1 TCMX					CAS #: 877-09-8		
1.474	1.474	0.000	2038195	0.01470	4.899		

2 AROCLOR-1221 CAS #: 11104-28-2

Peaks not detected for Quant. or Qual. signal(s).

3 AROCLOR-1016 CAS #: 12674-11-2

Compound Not Detected

4 AROCLOR-1232 CAS #: 11141-16-5

Compound Not Detected

RT	EXP RT	DLT RT	RESPONSE	CONCENTRATIONS ON-COL (ng)	FINAL (ug/kg)	TARGET RANGE	RATIO

5 AROCLOR-1242 CAS #: 53469-21-9

Compound Not Detected

---

6 AROCLOR-1248 CAS #: 12672-29-6

Compound Not Detected

---

7 AROCLOR-1254 CAS #: 11097-69-1

Compound Not Detected

---

8 AROCLOR-1260 CAS #: 11096-82-5

Compound Not Detected

$ 12 DCB CAS #: 2051-24-3

7.230 7.230 0.000 2006933 0.01506 5.019

M 11 TOTAL PCB CAS #: 1336-36-3

Compound Not Detected

Data File: \\CANSVR11\DD\chem\GCS\a2hp10.i\100304-1.b\052F5201.D
Date : 04-MAR-2010 19:51
Client ID: INTRA-LAB BLANK
Instrument: a2hp10.i
Sample Info: LV79W1AA
Volume Injected (uL): 1.0
Operator:
Column phase: restek pest clpI
Column diameter: 0.53

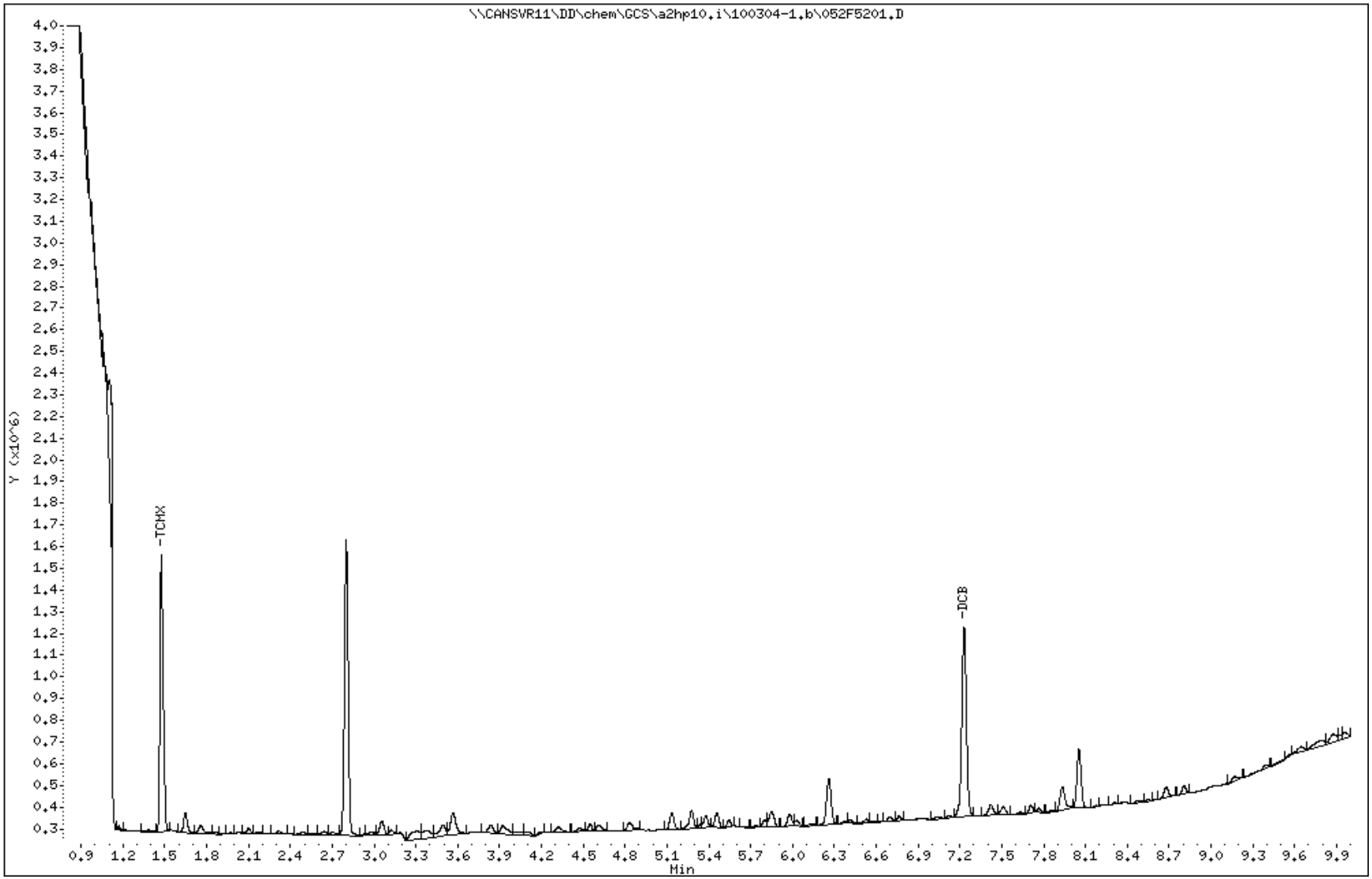

TestAmerica North Canton

PCB 8082/608

Data file : \\CANSVR11\dd\chem\GCS\a2hp10.i\100304-1.b\100304-1.b\052F5201.D
Lab Smp Id: LV79W1AA Client Smp ID: INTRA-LAB BLANK
Inj Date : 04-MAR-2010 19:51
Operator : Inst ID: a2hp10.i
Smp Info : LV79W1AA
Misc Info :
Comment :
Method : \\CANSVR11\dd\chem\GCS\a2hp10.i\100304-1.b\PCB10.m\PCB10R.m
Meth Date : 04-Mar-2010 18:59 Quant Type: ESTD
Cal Date : 01-MAR-2010 17:30 Cal File: 040F4001.D
Als bottle: 52 QC Sample: METHOD BLANK
Dil Factor: 1.00000
Integrator: Falcon Compound Sublist: pcb.sub
Target Version: 4.14 Sample Matrix: SOIL
Processing Host: CANSVR11

Concentration Formula: Amt * DF * Vt/Vo * CpndVariable

Name	Value	Description
DF	1.000	Dilution Factor
Vt	10000.000	final volume
Vo	30.000	initial volume
Cpnd Variable		Local Compound Variable

RT	EXP RT	DLT RT	RESPONSE	CONCENTRATIONS ON-COL (ng)	CONCENTRATIONS FINAL (ug/kg)	TARGET RANGE	RATIO
$ 1 TCMX					CAS #: 877-09-8		
1.949	1.949	0.000	5972095	0.01286	4.286		

---

2 AROCLOR-1221 CAS #: 11104-28-2

Peaks not detected for Quant. or Qual. signal(s).

---

3 AROCLOR-1016 CAS #: 12674-11-2

Peaks not detected for Quant. or Qual. signal(s).

---

4 AROCLOR-1232 CAS #: 11141-16-5

Peaks not detected for Quant. or Qual. signal(s).

RT	EXP RT	DLT RT	RESPONSE	CONCENTRATIONS ON-COL (ng)	FINAL (ug/kg)	TARGET RANGE	RATIO

5 AROCLOR-1242 CAS #: 53469-21-9

Peaks not detected for Quant. or Qual. signal(s).

---

6 AROCLOR-1248 CAS #: 12672-29-6

Compound Not Detected

---

7 AROCLOR-1254 CAS #: 11097-69-1

Compound Not Detected

---

8 AROCLOR-1260 CAS #: 11096-82-5

Compound Not Detected

$ 12 DCB CAS #: 2051-24-3

8.451 8.451 0.000 3248379 0.00987 3.289 (R)

M 11 TOTAL PCB CAS #: 1336-36-3

Compound Not Detected

QC Flag Legend

R - Spike/Surrogate failed recovery limits.

Data File: \\CANSVR11\DD\chem\GCS\a2hp10.i\100304-1.b\100304-1.b\052F5201.D
Date : 04-MAR-2010 19:51
Client ID: INTRA-LAB BLANK
Instrument: a2hp10.i
Sample Info: LV79W1AA
Volume Injected (uL): 1.0
Operator:
Column phase: restek pest clpII
Column diameter: 0.53

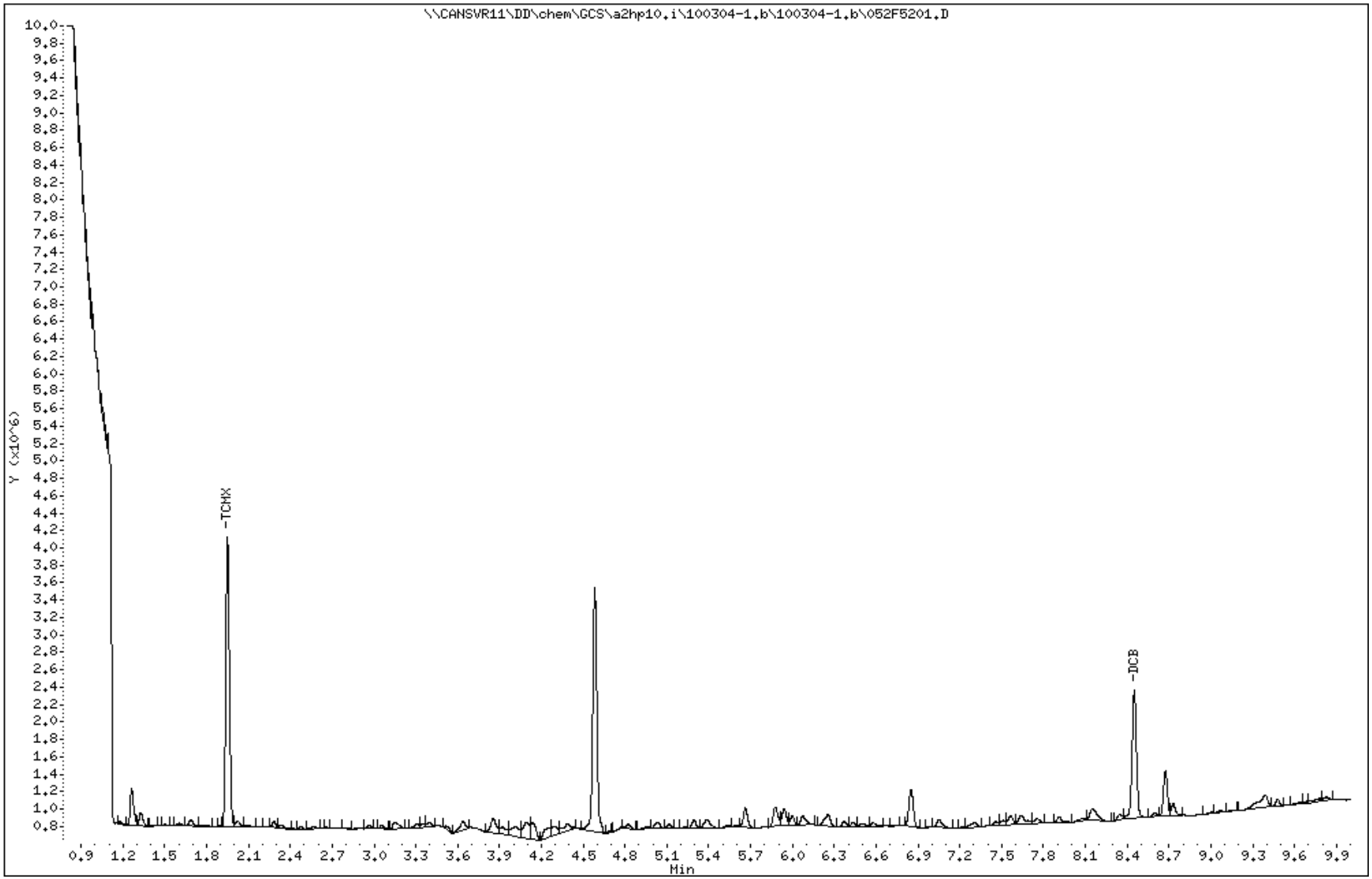

TestAmerica
THE LEADER IN ENVIRONMENTAL TESTING

MISCELLANEOUS DATA

TestAmerica - North Canton

GC SEMIVOLATILES INJECTION LOG Instr. a2hp10.i

Standards Codes:	Routine Maintenance Performed:	Date: 01-MAR-2010 07:51
	Cut & Cleaned: ( )	QC Batch: 1003011C-1.b
	Changed Sleeve: ( )	
	Other: ( )	

Data File	Client ID	Sample ID	ALS	DF	Analyst	Reagent	Comments
002F0201.D	CALIB_1	1232	2	1			
003F0301.D	CALIB_2	1232	3	1			
004F0401.D	CALIB_3	1232	4	1			
005F0501.D	CALIB_4	1232	5	1			
006F0601.D	CALIB_5	1232	6	1			
007F0701.D	CALIB_6	1232	7	1			
008F0801.D	CALIB_1	1242	8	1			
009F0901.D	CALIB_2	1242	9	1			
010F1001.D	CALIB_3	1242	10	1			
011F1101.D	CALIB_4	1242	11	1			
012F1201.D	CALIB_5	1242	12	1			
013F1301.D	CALIB_6	1242	13	1			
014F1401.D	CALIB_1	1248	14	1			
015F1501.D	CALIB_2	1248	15	1			
016F1601.D	CALIB_3	1248	16	1			
017F1701.D	CALIB_4	1248	17	1			
018F1801.D	CALIB_5	1248	18	1			
019F1901.D	CALIB_6	1248	19	1			
020F2001.D	CALIB_1	2154	20	1			
021F2101.D	CALIB_2	2154	21	1			
022F2201.D	CALIB_3	2154	22	1			
023F2301.D	CALIB_4	2154	23	1			
024F2401.D	CALIB_5	2154	24	1			
025F2501.D	CALIB_6	2154	25	1			
026F2601.D	CALIB_1	1660	26	1			
027F2701.D	CALIB_2	1660	27	1			

Witnessed By: Date: Page No. _____

TestAmerica - North Canton

GC SEMIVOLATILES INJECTION LOG Instr. a2hp10.i

Standards Codes:	Routine Maintenance Performed:	Date: 01-MAR-2010 14:12
	Cut & Cleaned: ( )	QC Batch: 1003011C-1.b
	Changed Sleeve: ( )	
	Other: ( )	

Data File	Client ID	Sample ID	ALS	DF	Analyst	Reagent	Comments
028F2801.D	CALIB_3	1660	28	1			
029F2901.D	CALIB_4	1660	29	1			
030F3001.D	CALIB_5	1660	30	1			
031F3101.D	CALIB_6	1660	31	1			
032F3201.D	CALIB_1	1262	32	1			
033F3301.D	CALIB_2	1262	33	1			
034F3401.D	CALIB_3	1262	34	1			
035F3501.D	CALIB_4	1262	35	1			
036F3601.D	CALIB_5	1262	36	1			
037F3701.D	CALIB_6	1262	37	1			
038F3801.D	CALIB_1	1268	38	1			
039F3901.D	CALIB_2	1268	39	1			
040F4001.D	CALIB_3	1268	40	1			
041F4101.D	CALIB_4	1268	41	1			
042F4201.D	CALIB_5	1268	42	1			
043F4301.D	CALIB_6	1268	43	1			
044F4401.D	CCALIB_4	ICV	44	1			
045F0101.D	CCALIB_4	ICV	45	1			

Witnessed By: Date: Page No. _____

TestAmerica - North Canton

GC SEMIVOLATILES INJECTION LOG Instr. a2hp10.i

Standards Codes:	Routine Maintenance Performed:	Date: 04-MAR-2010 07:28
	Cut & Cleaned: ( )	QC Batch: 100304-1.b
	Changed Sleeve: ( )	
	Other: ( )	

Data File	Client ID	Sample ID	ALS	DF	Analyst	Reagent	Comments
003F0301.D	MRL	MRL	3	1			
048F4801.D	CCALIB_4	E009	48	1			
049F4901.D	B12SB-028-5087-SO	LV2D22AF	49	1			
052F5201.D	LV79WBLK	LV79W1AA	52	1			
053F5301.D	LV79WCHK	LV79W1AC	53	1			
054F5401.D	CCALIB_4	E009	54	1			
055F5501.D	MRL	MRL	55	1			

Witnessed By: Date: Page No. _____

TestAmerica - North Canton

GC SEMIVOLATILES INJECTION LOG Instr. a2hp13.i

Standards Codes:	Routine Maintenance Performed:	Date: 08-FEB-2010 16:06
	Cut & Cleaned: ( )	QC Batch: 100208IC-1.b
	Changed Sleeve: ( )	
	Other: ( )	

Data File	Client ID	Sample ID	ALS	DF	Analyst	Reagent	Comments
002F0201.D	CALIB_1	1232	2	1			
003F0301.D	CALIB_2	1232	3	1			
004F0401.D	CALIB_3	1232	4	1			
005F0501.D	CALIB_4	1232	5	1			
006F0601.D	CALIB_5	1232	6	1			
007F0701.D	CALIB_6	1232	7	1			
008F0801.D	CALIB_1	1242	8	1			
009F0901.D	CALIB_2	1242	9	1			
010F1001.D	CALIB_3	1242	10	1			
011F1101.D	CALIB_4	1242	11	1			
012F1201.D	CALIB_5	1242	12	1			
013F1301.D	CALIB_6	1242	13	1			
014F1401.D	CALIB_1	1248	14	1			
015F1501.D	CALIB_2	1248	15	1			
016F1601.D	CALIB_3	1248	16	1			
017F1701.D	CALIB_4	1248	17	1			
018F1801.D	CALIB_5	1248	18	1			
019F1901.D	CALIB_6	1248	19	1			
020F2001.D	CALIB_1	1254	20	1			
021F2101.D	CALIB_2	1254	21	1			
022F2201.D	CALIB_3	1254	22	1			
023F2301.D	CALIB_4	1254	23	1			
024F2401.D	CALIB_5	1254	24	1			
025F2501.D	CALIB_6	1254	25	1			
026F2601.D	CALIB_1	1660	26	1			
027F2701.D	CALIB_2	1660	27	1			

Witnessed By: Date: Page No. _____

TestAmerica - North Canton

GC SEMIVOLATILES INJECTION LOG Instr. a2hp13.i

Standards Codes:	Routine Maintenance Performed:	Date: 08-FEB-2010 22:21
	Cut & Cleaned: ( )	QC Batch: 100208IC-1.b
	Changed Sleeve: ( )	
	Other: ( )	

Data File	Client ID	Sample ID	ALS	DF	Analyst	Reagent	Comments
028F2801.D	CALIB_3	1660	28	1			
029F2901.D	CALIB_4	1660	29	1			
030F3001.D	CALIB_5	1660	30	1			
031F3101.D	CALIB_6	1660	31	1			
032F3201.D	CALIB_1	1262	32	1			
033F3301.D	CALIB_2	1262	33	1			
034F3401.D	CALIB_3	1262	34	1			
035F3501.D	CALIB_4	1262	35	1			
036F3601.D	CALIB_5	1262	36	1			
037F3701.D	CALIB_6	1262	37	1			
038F3801.D	CALIB_1	1268	38	1			
039F3901.D	CALIB_2	1268	39	1			
040F4001.D	CALIB_3	1268	40	1			
041F4101.D	CALIB_4	1268	41	1			
042F4201.D	CALIB_5	1268	42	1			
043F4301.D	CALIB_6	1268	43	1			
044F4401.D	CCALIB_4	1CV	44	1			
045F0101.D	CCALIB_4	1CV	45	1			
046F0101.D	CCALIB_4	1CV	46	1			

Witnessed By: Date: Page No. _____

TestAmerica - North Canton

GC SEMIVOLATILES INJECTION LOG Instr. a2hp13.i

Standards Codes:	Routine Maintenance Performed:	Date: 02-MAR-2010 09:10
	Cut & Cleaned: ( )	QC Batch: 100302-1.b
	Changed Sleeve: ( )	
	Other: ( )	

Data File	Client ID	Sample ID	ALS	DF	Analyst	Reagent	Comments
003F0301.D	MRL	MRL	3	1			
023F2301.D	CCALIB_4	E009	23	1			
030F3001.D	CPCSS-039-5017-SO	LV2FH1AF	30	1			
031F3101.D	LV204BLK	LV2041AA	31	1			
032F3201.D	LV204CHK	LV2041AC	32	1			
033F3301.D	CCALIB_4	E009	33	1			
034F3401.D	MRL	MRL	34	1			

Witnessed By: Date: Page No. _____

TestAmerica - North Canton

GC SEMIVOLATILES INJECTION LOG Instr. a2hp13.i

Standards Codes:	Routine Maintenance Performed:	Date: 05-MAR-2010 07:15
	Cut & Cleaned: ( )	QC Batch: 100305-1.b
	Changed Sleeve: ( )	
	Other: ( )	

Data File	Client ID	Sample ID	ALS	DF	Analyst	Reagent	Comments
002F0201.D	CCALIB_4	1660	2	1			
003F0301.D	MRL	MRL	3	1			
009F0901.D	B12SB-028-5088-SO	LV2D52AR	9	1			
015F1501.D	CCALIB_4	E009	15	1			
016F1601.D	MRL	MRL	16	1			

Witnessed By: Date: Page No. _____

North Canton

TestAmerica Laboratories, Inc.
EXTRACTION BENCH SHEET

Run Date: 3/23/2010
Time: 12:04:27

LEV 1	LEV 2		LEV 1	LEV 2	
Y	Y	Blank	Y	Y	Weights/Volumes
Y	Y	Check	Y	Y	Spike & Surrogate Worksheet
Y	Y	MS/MSD	Y	Y	Vial contains correct volume
			Y	Y	Labels, greenbars, worksheets
			_	_	computer batch: correct & Anomalies to Extraction Method

Y Expanded Deliverable
Y COC Completed
Y Bench Sheet Copied
= Package Submitted to AnalyticalGroup
Bench Sheet Copied per COC

Extractionist: 403847 Jeff Shanklin

Concentrationist: 000123 Leslie Howell

Reviewer/Date: COASTC / 2/26/10

QC BATCH: 0056029

PREP DATE: 2/25/10
COMP DATE: 2/26/10

PCBs (8082)
SOXHLET (Na2SO4) w/ACID STRIP (PCB)
SW846 3540C, SW846 3540C/3665A

EXTR EXPR	ANL DUE	LOT#, MSRUN#/ WORK ORDER	TEST FLGS	EXT	MTH	MATRIX	INIT/FIN WT/VOL	INIT	PH"S ADJ1	ADJ2	EXTRACTION	SOLVENTS VOL	EXCHANGE	VOL	SPIKE STANDARD/ SURROGATE ID
3/08/10	3/16/10	A0B230467-001 **LV03V-1-CC S**	D	63	QH	SOLID	30.11g 10.00mL	0.0	NA	NA	DCM/ACE	200.0	HEXANE	36.0	1ML 10PPM #4615 1ML 2/.2 #4621
COMMENTS:															
3/08/10	3/16/10	A0B230467-001 **LV03V-1-CD D**	D	63	QH	SOLID	30.09g 10.00mL	0.0	NA	NA	DCM/ACE	200.0	HEXANE	36.0	1ML 10PPM #4615 1ML 2/.2 #4621
COMMENTS:															
3/09/10	3/17/10	A0B240490-003 **LV2D2-1-AF**	D	63	QH	SOLID	30.09g 10.00mL	0.0	NA	NA	DCM/ACE	200.0	HEXANE	36.0	1ML 2/.2 #4621
COMMENTS:															
3/09/10	3/17/10	A0B240490-004 **LV2D5-1-AR**	D	63	QH	SOLID	30.08g 10.00mL	0.0	NA	NA	DCM/ACE	200.0	HEXANE	36.0	1ML 2/.2 #4621
COMMENTS:															
3/09/10	3/17/10	A0B240490-016 **LV2FH-1-AF**	D	63	QH	SOLID	30.01g 10.00mL	0.0	NA	NA	DCM/ACE	200.0	HEXANE	36.0	1ML 2/.2 #4621
COMMENTS:															

2730

North Canton

TestAmerica Laboratories, Inc.
EXTRACTION BENCH SHEET

QC BATCH: 0056029

PREP DATE: 2/25/10
COMP DATE: 2/26/10

EXTR EXPR	ANL DUE	LOT#, MSRUN#/ WORK ORDER	TEST FLGS	EXT	MTH	MATRIX	INIT/FIN WT/VOL	INIT	PH"S ADJ1	ADJ2	EXTRACTION	SOLVENTS VOL	EXCHANGE	VOL	SPIKE STANDARD/ SURROGATE ID
3/08/10	0/0/0	A0B250000-029 **LV204-1-AA B**		63	QH	SOLID	30.00g 10.00mL	0.0	NA	NA	DCM/ACE	200.0	HEXANE	36.0	1ML 2/.2 #4621
COMMENTS:															
3/08/10	0/0/0	A0B250000-029 **LV204-1-AC C**		63	QH	SOLID	30.00g 10.00mL	0.0	NA	NA	DCM/ACE	200.0	HEXANE	36.0	1ML 10PPM #4615 1ML 2/.2 #4621
COMMENTS:															
3/09/10	3/08/10	A0B240425-001 **LV10K-1-AD**	D	63	QH	SOLID	30.17g 10.00mL	0.0	NA	NA	DCM/ACE	200.0	HEXANE	36.0	1ML 2/.2 #4621
COMMENTS:															
3/08/10	3/16/10	A0B230467-001 **LV03V-1-AF**	D	63	QH	SOLID	30.16g 10.00mL	0.0	NA	NA	DCM/ACE	200.0	HEXANE	36.0	1ML 2/.2 #4621
COMMENTS:															

S/S CC

NA2SO4# H35594 DCM/ACE# J03E07 HEXANE# H46E60

B-025 ASSOC SAMPLES AND BLANK W/ 0056031

NUMBER OF WORK ORDERS IN BATCH: 9

2731

North Canton

TestAmerica Laboratories, Inc.
EXTRACTION BENCH SHEET

Run Date: 3/23/2010
Time: 12:04:27

LEV 1	LEV 2		LEV 1	LEV 2	
Y	Y	Blank	Y	Y	Weights/Volumes
Y	Y	Check	Y	Y	Spike & Surrogate Worksheet
Y	Y	MS/MSD	Y	Y	Vial contains correct volume
			Y	Y	Labels, greenbars, worksheets
			_	_	computer batch: correct & Anomalies to Extraction Method

Y Expanded Deliverable
Y COC Completed
Y Bench Sheet Copied
= Package Submitted to AnalyticalGroup
Bench Sheet Copied per COC

Extractionist: 401204 Michele Arteno

Concentrationist: 000123 Leslie Howell

Reviewer/Date: ARTENOM / 3/04/10

QC BATCH: 0062029

PREP DATE: 3/03/10
COMP DATE: 3/04/10

PCBs (8082)
SOXHLET (Na2SO4) w/ACID STRIP (PCB)
SW846 3540C, SW846 3540C/3665A

EXTR EXPR	ANL DUE	LOT#, MSRUN#/ WORK ORDER	TEST FLGS	EXT	MTH	MATRIX	INIT/FIN WT/VOL	INIT	PH"S ADJ1	ADJ2	EXTRACTION	SOLVENTS VOL	EXCHANGE	VOL	SPIKE STANDARD/ SURROGATE ID
3/15/10	3/23/10	A0C020458-012 **LV7L1-1-CD D**	D	63	QH	SOLID	30.11g 10.00mL	0.0	NA	NA	DCM/ACE	200.0	HEXANE	36.0	1ML 10PPM#4615 1ML 2/.2 SURR#4621
COMMENTS:															
3/15/10	3/23/10	A0C020458-011 **LV7L0-1-A8**	D	63	QH	SOLID	30.05g 10.00mL	0.0	NA	NA	DCM/ACE	200.0	HEXANE	36.0	1ML 2/.2 SURR#4621
COMMENTS:															
3/15/10	3/23/10	A0C020458-012 **LV7L1-1-AF**	D	63	QH	SOLID	30.04g 10.00mL	0.0	NA	NA	DCM/ACE	200.0	HEXANE	36.0	1ML 2/.2 SURR#4621
COMMENTS:															
3/15/10	3/23/10	A0C020458-012 **LV7L1-1-CC S**	D	63	QH	SOLID	30.06g 10.00mL	0.0	NA	NA	DCM/ACE	200.0	HEXANE	36.0	1ML 10PPM#4615 1ML 2/.2 SURR#4621
COMMENTS:															
3/09/10	3/17/10	A0B240490-003 **LV2D2-2-AF**	D	63	QH	SOLID	30.06g 10.00mL	0.0	NA	NA	DCM/ACE	200.0	HEXANE	36.0	1ML 2/.2 #4621
COMMENTS:															

2732

North Canton

TestAmerica Laboratories, Inc.
EXTRACTION BENCH SHEET

QC BATCH: 0062029

PREP DATE: 3/03/10
COMP DATE: 3/04/10

EXTR EXPR	ANL DUE	LOT#, MSRUN#/ WORK ORDER	TEST FLGS	EXT	MTH	MATRIX	INIT/FIN WT/VOL	INIT	PH"S ADJ1	ADJ2	EXTRACTION	SOLVENTS VOL	EXCHANGE	VOL	SPIKE STANDARD/ SURROGATE ID
3/09/10	3/17/10	A0B240490-004 **LV2D5-2-AR**	D	63	QH	SOLID	30.13g 10.00mL	0.0	NA	NA	DCM/ACE	200.0	HEXANE	36.0	1ML 2/.2 #4621
COMMENTS:															
3/15/10	0/0/0	A0C030000-029 **LV79W-1-AC C**		63	QH	SOLID	30.00g 10.00mL	0.0	NA	NA	DCM/ACE	200.0	HEXANE	36.0	1ML 10PPM#4615 1ML 2/.2 SURR#4621
COMMENTS:															
3/15/10	0/0/0	A0C030000-029 **LV79W-1-AA B**		63	QH	SOLID	30.00g 10.00mL	0.0	NA	NA	DCM/ACE	200.0	HEXANE	36.0	1ML 2/.2 SURR#4621
COMMENTS:															
3/11/10	3/05/10	A0B260445-001 **LV4X4-2-AF**	D	63	QH	SOLID	30.15g 10.00mL	0.0	NA	NA	DCM/ACE	200.0	HEXANE	36.0	1ML 2/.2 SURR# 4621
COMMENTS:															

S/S MMA

DCM/ACE #J03E07 NA2SO4 #H35594 HEXANE #H46E60 BALANCE #B025

ASSOC BLANK AND SOME SAMPLES W/0062028

NUMBER OF WORK ORDERS IN BATCH: 9

2733

Lot/SDG Number: **A0B240490**

Sample Control Chain of Custody - TAL North Canton
GC Semivolatiles

Lot Number	Work Order	Analysis Type	Prep Date	Prep Analyst	Date of Transfer	Transferred By	Analysis Date	Analyst
A0B240490-003	LV2D21AF	PCBs (8082)	02/25/10	Jeff Shanklin	02/26/10	Chris Coast	03/02/10	Lori Hass
A0B240490-003	LV2D22AF	PCBs (8082)	03/03/10	Michele Arteno	03/04/10	Michele Arteno	03/04/10	Lori Hass
A0B240490-004	LV2D51AR	PCBs (8082)	02/25/10	Jeff Shanklin	02/26/10	Chris Coast	03/02/10	Lori Hass
A0B240490-004	LV2D52AR	PCBs (8082)	03/03/10	Michele Arteno	03/04/10	Michele Arteno	03/05/10	Lori Hass
A0B240490-016	LV2FH1AF	PCBs (8082)	02/25/10	Jeff Shanklin	02/26/10	Chris Coast	03/02/10	Lori Hass

TestAmerica
THE LEADER IN ENVIRONMENTAL TESTING

METALS DATA

TestAmerica
THE LEADER IN ENVIRONMENTAL TESTING

FORMS DATA

Science Applications International Corp

Client Sample ID: B12SB-027-5083-SO

TOTAL Metals

Lot-Sample #...: A0B240490-001 **Matrix.....:** SO
Date Sampled...: 02/23/10 09:03 **Date Received..:** 02/24/10
% Moisture.....: 29

PARAMETER	RESULT	REPORTING LIMIT	UNITS	METHOD	PREPARATION-ANALYSIS DATE	WORK ORDER #
Prep Batch #...: 0056021						
Silver	**0.029 J**	**0.71**	**mg/kg**	**SW846 6020**	**02/25-02/26/10**	**LV2DH1AC**
		Dilution Factor: 1		Analysis Time..: 15:43	Analyst ID.....: 001637	
		Instrument ID..: I8		MDL.....: 0.0037		
Aluminum	**10400**	**14.1**	**mg/kg**	**SW846 6020**	**02/25-02/26/10**	**LV2DH1AF**
		Dilution Factor: 1		Analysis Time..: 15:43	Analyst ID.....: 001637	
		Instrument ID..: I8		MDL.....: 3.5		
Arsenic	**11.6 E**	**0.71**	**mg/kg**	**SW846 6020**	**02/25-02/26/10**	**LV2DH1AJ**
		Dilution Factor: 1		Analysis Time..: 15:43	Analyst ID.....: 001637	
		Instrument ID..: I8		MDL.....: 0.074		
Barium	**74.9**	**1.4**	**mg/kg**	**SW846 6020**	**02/25-02/26/10**	**LV2DH1AM**
		Dilution Factor: 1		Analysis Time..: 15:43	Analyst ID.....: 001637	
		Instrument ID..: I8		MDL.....: 0.18		
Beryllium	**0.57**	**0.14**	**mg/kg**	**SW846 6020**	**02/25-02/26/10**	**LV2DH1AQ**
		Dilution Factor: 1		Analysis Time..: 15:43	Analyst ID.....: 001637	
		Instrument ID..: I8		MDL.....: 0.0049		
Calcium	**7420**	**282**	**mg/kg**	**SW846 6020**	**02/25-02/26/10**	**LV2DH1AU**
		Dilution Factor: 1		Analysis Time..: 15:43	Analyst ID.....: 001637	
		Instrument ID..: I8		MDL.....: 56.6		
Cadmium	**0.14 J**	**0.28**	**mg/kg**	**SW846 6020**	**02/25-02/26/10**	**LV2DH1AX**
		Dilution Factor: 1		Analysis Time..: 15:43	Analyst ID.....: 001637	
		Instrument ID..: I8		MDL.....: 0.0044		
Cobalt	**8.9**	**0.71**	**mg/kg**	**SW846 6020**	**02/25-02/26/10**	**LV2DH1A2**
		Dilution Factor: 1		Analysis Time..: 15:43	Analyst ID.....: 001637	
		Instrument ID..: I8		MDL.....: 0.0064		
Chromium	**12.7**	**0.71**	**mg/kg**	**SW846 6020**	**02/25-02/26/10**	**LV2DH1A5**
		Dilution Factor: 1		Analysis Time..: 15:43	Analyst ID.....: 001637	
		Instrument ID..: I8		MDL.....: 0.23		
Copper	**19.1**	**0.71**	**mg/kg**	**SW846 6020**	**02/25-02/26/10**	**LV2DH1A8**
		Dilution Factor: 1		Analysis Time..: 15:43	Analyst ID.....: 001637	
		Instrument ID..: I8		MDL.....: 0.16		

(Continued on next page)

Science Applications International Corp

Client Sample ID: B12SB-027-5083-SO

TOTAL Metals

Lot-Sample #...: A0B240490-001 **Matrix.....:** SO

PARAMETER	RESULT	REPORTING LIMIT	UNITS	METHOD	PREPARATION-ANALYSIS DATE	WORK ORDER #
Iron	**22200**	**70.6**	**mg/kg**	**SW846 6020**	**02/25-02/26/10**	**LV2DH1CC**
		Dilution Factor: 1		Analysis Time..: 15:43	Analyst ID.....: 001637	
		Instrument ID..: I8		MDL.....: 15.4		
Mercury	**0.059 J**	**0.14**	**mg/kg**	**SW846 7471A**	**02/25/10**	**LV2DH1DJ**
		Dilution Factor: 1		Analysis Time..: 12:53	Analyst ID.....: 001576	
		Instrument ID..: H1		MDL.....: 0.020		
Potassium	**693**	**141**	**mg/kg**	**SW846 6020**	**02/25-02/26/10**	**LV2DH1CF**
		Dilution Factor: 1		Analysis Time..: 15:43	Analyst ID.....: 001637	
		Instrument ID..: I8		MDL.....: 5.3		
Magnesium	**2950**	**141**	**mg/kg**	**SW846 6020**	**02/25-02/26/10**	**LV2DH1CJ**
		Dilution Factor: 1		Analysis Time..: 15:43	Analyst ID.....: 001637	
		Instrument ID..: I8		MDL.....: 12.6		
Manganese	**390**	**1.4**	**mg/kg**	**SW846 6020**	**02/25-02/26/10**	**LV2DH1CM**
		Dilution Factor: 1		Analysis Time..: 15:43	Analyst ID.....: 001637	
		Instrument ID..: I8		MDL.....: 0.23		
Sodium	**66.1 J**	**141**	**mg/kg**	**SW846 6020**	**02/25-02/26/10**	**LV2DH1CQ**
		Dilution Factor: 1		Analysis Time..: 15:43	Analyst ID.....: 001637	
		Instrument ID..: I8		MDL.....: 19.8		
Nickel	**14.9**	**1.4**	**mg/kg**	**SW846 6020**	**02/25-02/26/10**	**LV2DH1CU**
		Dilution Factor: 1		Analysis Time..: 15:43	Analyst ID.....: 001637	
		Instrument ID..: I8		MDL.....: 0.12		
Lead	**76.1**	**0.42**	**mg/kg**	**SW846 6020**	**02/25-02/26/10**	**LV2DH1CX**
		Dilution Factor: 1		Analysis Time..: 15:43	Analyst ID.....: 001637	
		Instrument ID..: I8		MDL.....: 0.10		
Antimony	**0.10 J**	**0.71**	**mg/kg**	**SW846 6020**	**02/25-02/26/10**	**LV2DH1C2**
		Dilution Factor: 1		Analysis Time..: 15:43	Analyst ID.....: 001637	
		Instrument ID..: I8		MDL.....: 0.088		
Selenium	**0.90**	**0.71**	**mg/kg**	**SW846 6020**	**02/25-02/26/10**	**LV2DH1C5**
		Dilution Factor: 1		Analysis Time..: 15:43	Analyst ID.....: 001637	
		Instrument ID..: I8		MDL.....: 0.029		

(Continued on next page)

Science Applications International Corp

Client Sample ID: B12SB-027-5083-SO

TOTAL Metals

Lot-Sample #...: A0B240490-001 **Matrix.....:** SO

PARAMETER	RESULT	REPORTING LIMIT	UNITS	METHOD	PREPARATION-ANALYSIS DATE	WORK ORDER #
Thallium	**0.16 J**	**0.28**	**mg/kg**	**SW846 6020**	**02/25-02/26/10**	**LV2DH1C8**
		Dilution Factor: 1		Analysis Time..: 15:43	Analyst ID.....: 001637	
		Instrument ID..: I8		MDL.....: 0.079		
Vanadium	**17.9**	**1.4**	**mg/kg**	**SW846 6020**	**02/25-02/26/10**	**LV2DH1DC**
		Dilution Factor: 1		Analysis Time..: 15:43	Analyst ID.....: 001637	
		Instrument ID..: I8		MDL.....: 0.061		
Zinc	**87.6 B**	**5.6**	**mg/kg**	**SW846 6020**	**02/25-02/26/10**	**LV2DH1DF**
		Dilution Factor: 1		Analysis Time..: 15:43	Analyst ID.....: 001637	
		Instrument ID..: I8		MDL.....: 1.4		

NOTE(S):

Results and reporting limits have been adjusted for dry weight.

J Estimated Result: Result is less than RL and greater than or equal to the MDL.

E Matrix interference.

B Blank contamination: Target analyte was detected at a reportable level.

Science Applications International Corp

Client Sample ID: B12SB-027-5084-SO

TOTAL Metals

Lot-Sample #...: A0B240490-002 **Matrix.....:** SO
Date Sampled...: 02/23/10 09:45 **Date Received..:** 02/24/10
% Moisture.....: 20

PARAMETER	RESULT	REPORTING LIMIT	UNITS	METHOD	PREPARATION-ANALYSIS DATE	WORK ORDER #
Prep Batch #...: 0056021						
Silver	**0.030 J**	**0.63**	**mg/kg**	**SW846 6020**	**02/25-02/26/10**	**LV2D01AF**
		Dilution Factor: 1		Analysis Time..: 16:18	Analyst ID.....: 001637	
		Instrument ID..: I8		MDL.....: 0.0033		
Aluminum	**16500**	**125**	**mg/kg**	**SW846 6020**	**02/25-03/01/10**	**LV2D01AG**
		Dilution Factor: 10		Analysis Time..: 12:13	Analyst ID.....: 001637	
		Instrument ID..: I8		MDL.....: 31.2		
Arsenic	**11.6**	**0.63**	**mg/kg**	**SW846 6020**	**02/25-02/26/10**	**LV2D01AH**
		Dilution Factor: 1		Analysis Time..: 16:18	Analyst ID.....: 001637	
		Instrument ID..: I8		MDL.....: 0.065		
Barium	**76.6**	**1.3**	**mg/kg**	**SW846 6020**	**02/25-02/26/10**	**LV2D01AJ**
		Dilution Factor: 1		Analysis Time..: 16:18	Analyst ID.....: 001637	
		Instrument ID..: I8		MDL.....: 0.16		
Beryllium	**0.82**	**0.13**	**mg/kg**	**SW846 6020**	**02/25-02/26/10**	**LV2D01AK**
		Dilution Factor: 1		Analysis Time..: 16:18	Analyst ID.....: 001637	
		Instrument ID..: I8		MDL.....: 0.0044		
Calcium	**1400**	**251**	**mg/kg**	**SW846 6020**	**02/25-02/26/10**	**LV2D01AL**
		Dilution Factor: 1		Analysis Time..: 16:18	Analyst ID.....: 001637	
		Instrument ID..: I8		MDL.....: 50.2		
Cadmium	**0.12 J**	**0.25**	**mg/kg**	**SW846 6020**	**02/25-02/26/10**	**LV2D01AM**
		Dilution Factor: 1		Analysis Time..: 16:18	Analyst ID.....: 001637	
		Instrument ID..: I8		MDL.....: 0.0039		
Cobalt	**7.3**	**0.63**	**mg/kg**	**SW846 6020**	**02/25-02/26/10**	**LV2D01AA**
		Dilution Factor: 1		Analysis Time..: 16:18	Analyst ID.....: 001637	
		Instrument ID..: I8		MDL.....: 0.0056		
Chromium	**19.4**	**0.63**	**mg/kg**	**SW846 6020**	**02/25-02/26/10**	**LV2D01AC**
		Dilution Factor: 1		Analysis Time..: 16:18	Analyst ID.....: 001637	
		Instrument ID..: I8		MDL.....: 0.20		
Copper	**17.1**	**0.63**	**mg/kg**	**SW846 6020**	**02/25-02/26/10**	**LV2D01AD**
		Dilution Factor: 1		Analysis Time..: 16:18	Analyst ID.....: 001637	
		Instrument ID..: I8		MDL.....: 0.14		

(Continued on next page)

Science Applications International Corp

Client Sample ID: B12SB-027-5084-SO

TOTAL Metals

Lot-Sample #...: A0B240490-002 **Matrix.....:** SO

PARAMETER	RESULT	REPORTING LIMIT	UNITS	METHOD	PREPARATION-ANALYSIS DATE	WORK ORDER #
Iron	**22300**	**62.6**	**mg/kg**	**SW846 6020**	**02/25-02/26/10**	**LV2D01AR**
		Dilution Factor: 1		Analysis Time..: 16:18	Analyst ID.....: 001637	
		Instrument ID..: I8		MDL.....: 13.7		
Mercury	**0.032 J**	**0.13**	**mg/kg**	**SW846 7471A**	**02/25/10**	**LV2D01A3**
		Dilution Factor: 1		Analysis Time..: 13:15	Analyst ID.....: 001576	
		Instrument ID..: H1		MDL.....: 0.018		
Potassium	**1100**	**125**	**mg/kg**	**SW846 6020**	**02/25-02/26/10**	**LV2D01AT**
		Dilution Factor: 1		Analysis Time..: 16:18	Analyst ID.....: 001637	
		Instrument ID..: I8		MDL.....: 4.7		
Magnesium	**2310**	**125**	**mg/kg**	**SW846 6020**	**02/25-02/26/10**	**LV2D01AU**
		Dilution Factor: 1		Analysis Time..: 16:18	Analyst ID.....: 001637	
		Instrument ID..: I8		MDL.....: 11.2		
Manganese	**139**	**1.3**	**mg/kg**	**SW846 6020**	**02/25-02/26/10**	**LV2D01AV**
		Dilution Factor: 1		Analysis Time..: 16:18	Analyst ID.....: 001637	
		Instrument ID..: I8		MDL.....: 0.20		
Sodium	**46.2 J**	**125**	**mg/kg**	**SW846 6020**	**02/25-02/26/10**	**LV2D01AW**
		Dilution Factor: 1		Analysis Time..: 16:18	Analyst ID.....: 001637	
		Instrument ID..: I8		MDL.....: 17.6		
Nickel	**18.8**	**1.3**	**mg/kg**	**SW846 6020**	**02/25-02/26/10**	**LV2D01AX**
		Dilution Factor: 1		Analysis Time..: 16:18	Analyst ID.....: 001637	
		Instrument ID..: I8		MDL.....: 0.11		
Lead	**11.6**	**0.38**	**mg/kg**	**SW846 6020**	**02/25-02/26/10**	**LV2D01A0**
		Dilution Factor: 1		Analysis Time..: 16:18	Analyst ID.....: 001637	
		Instrument ID..: I8		MDL.....: 0.088		
Antimony	ND	0.63	mg/kg	SW846 6020	02/25-02/26/10	LV2D01AN
		Dilution Factor: 1		Analysis Time..: 16:18	Analyst ID.....: 001637	
		Instrument ID..: I8		MDL.....: 0.078		
Selenium	**1.4**	**0.63**	**mg/kg**	**SW846 6020**	**02/25-02/26/10**	**LV2D01AP**
		Dilution Factor: 1		Analysis Time..: 16:18	Analyst ID.....: 001637	
		Instrument ID..: I8		MDL.....: 0.026		

(Continued on next page)

Science Applications International Corp

Client Sample ID: B12SB-027-5084-SO

TOTAL Metals

Lot-Sample #...: A0B240490-002 **Matrix.....:** SO

PARAMETER	RESULT	REPORTING LIMIT	UNITS	METHOD	PREPARATION-ANALYSIS DATE	WORK ORDER #
Thallium	**0.18 J**	**0.25**	**mg/kg**	**SW846 6020**	**02/25-02/26/10**	**LV2D01AQ**
		Dilution Factor: 1		Analysis Time..: 16:18	Analyst ID.....: 001637	
		Instrument ID..: I8		MDL.....: 0.070		
Vanadium	**23.4**	**1.3**	**mg/kg**	**SW846 6020**	**02/25-02/26/10**	**LV2D01A1**
		Dilution Factor: 1		Analysis Time..: 16:18	Analyst ID.....: 001637	
		Instrument ID..: I8		MDL.....: 0.054		
Zinc	**61.4 B**	**5.0**	**mg/kg**	**SW846 6020**	**02/25-02/26/10**	**LV2D01A2**
		Dilution Factor: 1		Analysis Time..: 16:18	Analyst ID.....: 001637	
		Instrument ID..: I8		MDL.....: 1.3		

NOTE(S):

Results and reporting limits have been adjusted for dry weight.

J Estimated Result: Result is less than RL and greater than or equal to the MDL.

B Blank contamination: Target analyte was detected at a reportable level.

Science Applications International Corp

Client Sample ID: B12SB-028-5087-SO

TOTAL Metals

Lot-Sample #...: A0B240490-003 **Matrix.....:** SO
Date Sampled...: 02/23/10 10:25 **Date Received..:** 02/24/10
% Moisture.....: 22

PARAMETER	RESULT	REPORTING LIMIT	UNITS	METHOD	PREPARATION-ANALYSIS DATE	WORK ORDER #
Prep Batch #...: 0056021						
Silver	**0.036 J**	**0.64**	**mg/kg**	**SW846 6020**	**02/25-02/26/10**	**LV2D21AG**
		Dilution Factor: 1		Analysis Time..: 16:22	Analyst ID.....: 001637	
		Instrument ID..: I8		MDL.....: 0.0033		
Aluminum	**15000**	**12.8**	**mg/kg**	**SW846 6020**	**02/25-03/01/10**	**LV2D21AH**
		Dilution Factor: 1		Analysis Time..: 12:45	Analyst ID.....: 001637	
		Instrument ID..: I8		MDL.....: 3.2		
Arsenic	**10.5**	**0.64**	**mg/kg**	**SW846 6020**	**02/25-02/26/10**	**LV2D21AJ**
		Dilution Factor: 1		Analysis Time..: 16:22	Analyst ID.....: 001637	
		Instrument ID..: I8		MDL.....: 0.067		
Barium	**118**	**1.3**	**mg/kg**	**SW846 6020**	**02/25-02/26/10**	**LV2D21AK**
		Dilution Factor: 1		Analysis Time..: 16:22	Analyst ID.....: 001637	
		Instrument ID..: I8		MDL.....: 0.17		
Beryllium	**1.1**	**0.13**	**mg/kg**	**SW846 6020**	**02/25-02/26/10**	**LV2D21AL**
		Dilution Factor: 1		Analysis Time..: 16:22	Analyst ID.....: 001637	
		Instrument ID..: I8		MDL.....: 0.0045		
Calcium	**26900**	**257**	**mg/kg**	**SW846 6020**	**02/25-02/26/10**	**LV2D21AM**
		Dilution Factor: 1		Analysis Time..: 16:22	Analyst ID.....: 001637	
		Instrument ID..: I8		MDL.....: 51.4		
Cadmium	**0.64**	**0.26**	**mg/kg**	**SW846 6020**	**02/25-02/26/10**	**LV2D21AN**
		Dilution Factor: 1		Analysis Time..: 16:22	Analyst ID.....: 001637	
		Instrument ID..: I8		MDL.....: 0.0040		
Cobalt	**8.5**	**0.64**	**mg/kg**	**SW846 6020**	**02/25-02/26/10**	**LV2D21AP**
		Dilution Factor: 1		Analysis Time..: 16:22	Analyst ID.....: 001637	
		Instrument ID..: I8		MDL.....: 0.0058		
Chromium	**16.9**	**0.64**	**mg/kg**	**SW846 6020**	**02/25-02/26/10**	**LV2D21AQ**
		Dilution Factor: 1		Analysis Time..: 16:22	Analyst ID.....: 001637	
		Instrument ID..: I8		MDL.....: 0.21		
Copper	**21.7**	**0.64**	**mg/kg**	**SW846 6020**	**02/25-02/26/10**	**LV2D21AR**
		Dilution Factor: 1		Analysis Time..: 16:22	Analyst ID.....: 001637	
		Instrument ID..: I8		MDL.....: 0.14		

(Continued on next page)

Science Applications International Corp

Client Sample ID: B12SB-028-5087-SO

TOTAL Metals

Lot-Sample #...: A0B240490-003 **Matrix.....:** SO

PARAMETER	RESULT	REPORTING LIMIT	UNITS	METHOD	PREPARATION-ANALYSIS DATE	WORK ORDER #
Iron	**23900**	**64.1**	**mg/kg**	**SW846 6020**	**02/25-02/26/10**	**LV2D21AT**
		Dilution Factor: 1		Analysis Time..: 16:22	Analyst ID.....: 001637	
		Instrument ID..: I8		MDL.....: 14.0		
Mercury	**0.15**	**0.13**	**mg/kg**	**SW846 7471A**	**02/25/10**	**LV2D21A7**
		Dilution Factor: 1		Analysis Time..: 13:04	Analyst ID.....: 001576	
		Instrument ID..: H1		MDL.....: 0.018		
Potassium	**939**	**128**	**mg/kg**	**SW846 6020**	**02/25-02/26/10**	**LV2D21AU**
		Dilution Factor: 1		Analysis Time..: 16:22	Analyst ID.....: 001637	
		Instrument ID..: I8		MDL.....: 4.8		
Magnesium	**5420**	**128**	**mg/kg**	**SW846 6020**	**02/25-02/26/10**	**LV2D21AV**
		Dilution Factor: 1		Analysis Time..: 16:22	Analyst ID.....: 001637	
		Instrument ID..: I8		MDL.....: 11.4		
Manganese	**740**	**1.3**	**mg/kg**	**SW846 6020**	**02/25-02/26/10**	**LV2D21AW**
		Dilution Factor: 1		Analysis Time..: 16:22	Analyst ID.....: 001637	
		Instrument ID..: I8		MDL.....: 0.21		
Sodium	**159**	**128**	**mg/kg**	**SW846 6020**	**02/25-03/01/10**	**LV2D21AX**
		Dilution Factor: 1		Analysis Time..: 12:45	Analyst ID.....: 001637	
		Instrument ID..: I8		MDL.....: 18.0		
Nickel	**16.9**	**1.3**	**mg/kg**	**SW846 6020**	**02/25-02/26/10**	**LV2D21A0**
		Dilution Factor: 1		Analysis Time..: 16:22	Analyst ID.....: 001637	
		Instrument ID..: I8		MDL.....: 0.11		
Lead	**49.5**	**0.38**	**mg/kg**	**SW846 6020**	**02/25-02/26/10**	**LV2D21A1**
		Dilution Factor: 1		Analysis Time..: 16:22	Analyst ID.....: 001637	
		Instrument ID..: I8		MDL.....: 0.090		
Antimony	**0.17 J**	**0.64**	**mg/kg**	**SW846 6020**	**02/25-02/26/10**	**LV2D21A2**
		Dilution Factor: 1		Analysis Time..: 16:22	Analyst ID.....: 001637	
		Instrument ID..: I8		MDL.....: 0.080		
Selenium	**1.1**	**0.64**	**mg/kg**	**SW846 6020**	**02/25-02/26/10**	**LV2D21A3**
		Dilution Factor: 1		Analysis Time..: 16:22	Analyst ID.....: 001637	
		Instrument ID..: I8		MDL.....: 0.027		

(Continued on next page)

Science Applications International Corp

Client Sample ID: B12SB-028-5087-SO

TOTAL Metals

Lot-Sample #...: A0B240490-003 **Matrix.....:** SO

PARAMETER	RESULT	REPORTING LIMIT	UNITS	METHOD	PREPARATION-ANALYSIS DATE	WORK ORDER #
Thallium	**0.17 J**	**0.26**	**mg/kg**	**SW846 6020**	**02/25-02/26/10**	**LV2D21A4**
		Dilution Factor: 1		Analysis Time..: 16:22	Analyst ID.....: 001637	
		Instrument ID..: I8		MDL.....: 0.072		
Vanadium	**21.0**	**1.3**	**mg/kg**	**SW846 6020**	**02/25-02/26/10**	**LV2D21A5**
		Dilution Factor: 1		Analysis Time..: 16:22	Analyst ID.....: 001637	
		Instrument ID..: I8		MDL.....: 0.055		
Zinc	**117 B**	**5.1**	**mg/kg**	**SW846 6020**	**02/25-02/26/10**	**LV2D21A6**
		Dilution Factor: 1		Analysis Time..: 16:22	Analyst ID.....: 001637	
		Instrument ID..: I8		MDL.....: 1.3		

NOTE(S):

Results and reporting limits have been adjusted for dry weight.

J Estimated Result: Result is less than RL and greater than or equal to the MDL.

B Blank contamination: Target analyte was detected at a reportable level.

Science Applications International Corp

Client Sample ID: B12SB-028-5088-SO

TOTAL Metals

Lot-Sample #...: A0B240490-004 **Matrix.....:** SO
Date Sampled...: 02/23/10 10:45 **Date Received..:** 02/24/10
% Moisture.....: 18

PARAMETER	RESULT	REPORTING LIMIT	UNITS	METHOD	PREPARATION-ANALYSIS DATE	WORK ORDER #
Prep Batch #...: 0056021						
Silver	**0.018 J**	**0.61**	**mg/kg**	**SW846 6020**	**02/25-02/26/10**	**LV2D51AT**
		Dilution Factor: 1		Analysis Time..: 16:27	Analyst ID.....: 001637	
		Instrument ID..: I8		MDL.....: 0.0032		
Aluminum	**6960**	**12.2**	**mg/kg**	**SW846 6020**	**02/25-03/01/10**	**LV2D51AU**
		Dilution Factor: 1		Analysis Time..: 12:50	Analyst ID.....: 001637	
		Instrument ID..: I8		MDL.....: 3.0		
Arsenic	**7.9**	**0.61**	**mg/kg**	**SW846 6020**	**02/25-02/26/10**	**LV2D51AV**
		Dilution Factor: 1		Analysis Time..: 16:27	Analyst ID.....: 001637	
		Instrument ID..: I8		MDL.....: 0.063		
Barium	**66.5**	**1.2**	**mg/kg**	**SW846 6020**	**02/25-02/26/10**	**LV2D51AW**
		Dilution Factor: 1		Analysis Time..: 16:27	Analyst ID.....: 001637	
		Instrument ID..: I8		MDL.....: 0.16		
Beryllium	**0.78**	**0.12**	**mg/kg**	**SW846 6020**	**02/25-02/26/10**	**LV2D51AX**
		Dilution Factor: 1		Analysis Time..: 16:27	Analyst ID.....: 001637	
		Instrument ID..: I8		MDL.....: 0.0043		
Calcium	**23800**	**243**	**mg/kg**	**SW846 6020**	**02/25-02/26/10**	**LV2D51A0**
		Dilution Factor: 1		Analysis Time..: 16:27	Analyst ID.....: 001637	
		Instrument ID..: I8		MDL.....: 48.7		
Cadmium	**0.18 J**	**0.24**	**mg/kg**	**SW846 6020**	**02/25-02/26/10**	**LV2D51A1**
		Dilution Factor: 1		Analysis Time..: 16:27	Analyst ID.....: 001637	
		Instrument ID..: I8		MDL.....: 0.0038		
Cobalt	**5.1**	**0.61**	**mg/kg**	**SW846 6020**	**02/25-02/26/10**	**LV2D51A2**
		Dilution Factor: 1		Analysis Time..: 16:27	Analyst ID.....: 001637	
		Instrument ID..: I8		MDL.....: 0.0055		
Chromium	**10.7**	**0.61**	**mg/kg**	**SW846 6020**	**02/25-02/26/10**	**LV2D51A3**
		Dilution Factor: 1		Analysis Time..: 16:27	Analyst ID.....: 001637	
		Instrument ID..: I8		MDL.....: 0.19		
Copper	**9.6**	**0.61**	**mg/kg**	**SW846 6020**	**02/25-02/26/10**	**LV2D51A4**
		Dilution Factor: 1		Analysis Time..: 16:27	Analyst ID.....: 001637	
		Instrument ID..: I8		MDL.....: 0.13		

(Continued on next page)

Science Applications International Corp

Client Sample ID: B12SB-028-5088-SO

TOTAL Metals

Lot-Sample #...: A0B240490-004 **Matrix.....:** SO

PARAMETER	RESULT	REPORTING LIMIT	UNITS	METHOD	PREPARATION-ANALYSIS DATE	WORK ORDER #
Iron	**16200**	**60.8**	**mg/kg**	**SW846 6020**	**02/25-02/26/10**	**LV2D51A5**
		Dilution Factor: 1		Analysis Time..: 16:27	Analyst ID.....: 001637	
		Instrument ID..: I8		MDL.....: 13.3		
Mercury	**0.020 J**	**0.12**	**mg/kg**	**SW846 7471A**	**02/25/10**	**LV2D51AJ**
		Dilution Factor: 1		Analysis Time..: 13:21	Analyst ID.....: 001576	
		Instrument ID..: H1		MDL.....: 0.017		
Potassium	**598**	**122**	**mg/kg**	**SW846 6020**	**02/25-02/26/10**	**LV2D51A6**
		Dilution Factor: 1		Analysis Time..: 16:27	Analyst ID.....: 001637	
		Instrument ID..: I8		MDL.....: 4.6		
Magnesium	**3040**	**122**	**mg/kg**	**SW846 6020**	**02/25-02/26/10**	**LV2D51A7**
		Dilution Factor: 1		Analysis Time..: 16:27	Analyst ID.....: 001637	
		Instrument ID..: I8		MDL.....: 10.8		
Manganese	**593**	**1.2**	**mg/kg**	**SW846 6020**	**02/25-02/26/10**	**LV2D51A8**
		Dilution Factor: 1		Analysis Time..: 16:27	Analyst ID.....: 001637	
		Instrument ID..: I8		MDL.....: 0.19		
Sodium	**126**	**122**	**mg/kg**	**SW846 6020**	**02/25-03/01/10**	**LV2D51A9**
		Dilution Factor: 1		Analysis Time..: 12:50	Analyst ID.....: 001637	
		Instrument ID..: I8		MDL.....: 17.0		
Nickel	**15.1**	**1.2**	**mg/kg**	**SW846 6020**	**02/25-02/26/10**	**LV2D51AA**
		Dilution Factor: 1		Analysis Time..: 16:27	Analyst ID.....: 001637	
		Instrument ID..: I8		MDL.....: 0.11		
Lead	**23.4**	**0.36**	**mg/kg**	**SW846 6020**	**02/25-02/26/10**	**LV2D51AC**
		Dilution Factor: 1		Analysis Time..: 16:27	Analyst ID.....: 001637	
		Instrument ID..: I8		MDL.....: 0.086		
Antimony	**0.079 J**	**0.61**	**mg/kg**	**SW846 6020**	**02/25-02/26/10**	**LV2D51AD**
		Dilution Factor: 1		Analysis Time..: 16:27	Analyst ID.....: 001637	
		Instrument ID..: I8		MDL.....: 0.075		
Selenium	**0.70**	**0.61**	**mg/kg**	**SW846 6020**	**02/25-02/26/10**	**LV2D51AE**
		Dilution Factor: 1		Analysis Time..: 16:27	Analyst ID.....: 001637	
		Instrument ID..: I8		MDL.....: 0.025		

(Continued on next page)

Science Applications International Corp

Client Sample ID: B12SB-028-5088-SO

TOTAL Metals

Lot-Sample #...: A0B240490-004 **Matrix.....:** SO

PARAMETER	RESULT	REPORTING LIMIT	UNITS	METHOD	PREPARATION-ANALYSIS DATE	WORK ORDER #
Thallium	**0.10 J**	**0.24**	**mg/kg**	**SW846 6020**	**02/25-02/26/10**	**LV2D51AF**
		Dilution Factor: 1		Analysis Time..: 16:27	Analyst ID.....: 001637	
		Instrument ID..: I8		MDL.....: 0.068		
Vanadium	**8.4**	**1.2**	**mg/kg**	**SW846 6020**	**02/25-02/26/10**	**LV2D51AG**
		Dilution Factor: 1		Analysis Time..: 16:27	Analyst ID.....: 001637	
		Instrument ID..: I8		MDL.....: 0.053		
Zinc	**115 B**	**4.9**	**mg/kg**	**SW846 6020**	**02/25-02/26/10**	**LV2D51AH**
		Dilution Factor: 1		Analysis Time..: 16:27	Analyst ID.....: 001637	
		Instrument ID..: I8		MDL.....: 1.2		

NOTE(S):

Results and reporting limits have been adjusted for dry weight.

J Estimated Result: Result is less than RL and greater than or equal to the MDL.

B Blank contamination: Target analyte was detected at a reportable level.

Science Applications International Corp

Client Sample ID: B12SB-030-5093-SO

TOTAL Metals

Lot-Sample #...: A0B240490-005 **Matrix.....:** SO
Date Sampled...: 02/23/10 11:40 **Date Received..:** 02/24/10
% Moisture.....: 20

PARAMETER	RESULT	REPORTING LIMIT	UNITS	METHOD	PREPARATION-ANALYSIS DATE	WORK ORDER #
Prep Batch #...: 0056021						
Silver	**0.032 J**	**0.62**	**mg/kg**	**SW846 6020**	**02/25-02/26/10**	**LV2D61AF**
		Dilution Factor: 1		Analysis Time..: 16:32	Analyst ID.....: 001637	
		Instrument ID..: I8		MDL.....: 0.0032		
Aluminum	**9970**	**124**	**mg/kg**	**SW846 6020**	**02/25-03/01/10**	**LV2D61AG**
		Dilution Factor: 10		Analysis Time..: 12:17	Analyst ID.....: 001637	
		Instrument ID..: I8		MDL.....: 30.9		
Arsenic	**9.7**	**0.62**	**mg/kg**	**SW846 6020**	**02/25-02/26/10**	**LV2D61AH**
		Dilution Factor: 1		Analysis Time..: 16:32	Analyst ID.....: 001637	
		Instrument ID..: I8		MDL.....: 0.065		
Barium	**67.5**	**1.2**	**mg/kg**	**SW846 6020**	**02/25-02/26/10**	**LV2D61AJ**
		Dilution Factor: 1		Analysis Time..: 16:32	Analyst ID.....: 001637	
		Instrument ID..: I8		MDL.....: 0.16		
Beryllium	**0.41**	**0.12**	**mg/kg**	**SW846 6020**	**02/25-02/26/10**	**LV2D61AK**
		Dilution Factor: 1		Analysis Time..: 16:32	Analyst ID.....: 001637	
		Instrument ID..: I8		MDL.....: 0.0043		
Calcium	**2070**	**249**	**mg/kg**	**SW846 6020**	**02/25-02/26/10**	**LV2D61AL**
		Dilution Factor: 1		Analysis Time..: 16:32	Analyst ID.....: 001637	
		Instrument ID..: I8		MDL.....: 49.8		
Cadmium	**0.097 J**	**0.25**	**mg/kg**	**SW846 6020**	**02/25-02/26/10**	**LV2D61AM**
		Dilution Factor: 1		Analysis Time..: 16:32	Analyst ID.....: 001637	
		Instrument ID..: I8		MDL.....: 0.0039		
Cobalt	**7.8**	**0.62**	**mg/kg**	**SW846 6020**	**02/25-02/26/10**	**LV2D61AA**
		Dilution Factor: 1		Analysis Time..: 16:32	Analyst ID.....: 001637	
		Instrument ID..: I8		MDL.....: 0.0056		
Chromium	**13.6**	**0.62**	**mg/kg**	**SW846 6020**	**02/25-02/26/10**	**LV2D61AC**
		Dilution Factor: 1		Analysis Time..: 16:32	Analyst ID.....: 001637	
		Instrument ID..: I8		MDL.....: 0.20		
Copper	**8.9**	**0.62**	**mg/kg**	**SW846 6020**	**02/25-02/26/10**	**LV2D61AD**
		Dilution Factor: 1		Analysis Time..: 16:32	Analyst ID.....: 001637	
		Instrument ID..: I8		MDL.....: 0.14		

(Continued on next page)

Science Applications International Corp

Client Sample ID: B12SB-030-5093-SO

TOTAL Metals

Lot-Sample #...: A0B240490-005 **Matrix.....:** SO

PARAMETER	RESULT	REPORTING LIMIT	UNITS	METHOD	PREPARATION-ANALYSIS DATE	WORK ORDER #
Iron	**23900**	**62.1**	**mg/kg**	**SW846 6020**	**02/25-02/26/10**	**LV2D61AR**
		Dilution Factor: 1		Analysis Time..: 16:32	Analyst ID.....: 001637	
		Instrument ID..: I8		MDL.....: 13.6		
Mercury	**0.032 J**	**0.12**	**mg/kg**	**SW846 7471A**	**02/25/10**	**LV2D61A3**
		Dilution Factor: 1		Analysis Time..: 13:18	Analyst ID.....: 001576	
		Instrument ID..: H1		MDL.....: 0.017		
Potassium	**487**	**124**	**mg/kg**	**SW846 6020**	**02/25-02/26/10**	**LV2D61AT**
		Dilution Factor: 1		Analysis Time..: 16:32	Analyst ID.....: 001637	
		Instrument ID..: I8		MDL.....: 4.7		
Magnesium	**1600**	**124**	**mg/kg**	**SW846 6020**	**02/25-02/26/10**	**LV2D61AU**
		Dilution Factor: 1		Analysis Time..: 16:32	Analyst ID.....: 001637	
		Instrument ID..: I8		MDL.....: 11.1		
Manganese	**566**	**1.2**	**mg/kg**	**SW846 6020**	**02/25-02/26/10**	**LV2D61AV**
		Dilution Factor: 1		Analysis Time..: 16:32	Analyst ID.....: 001637	
		Instrument ID..: I8		MDL.....: 0.20		
Sodium	**39.7 J**	**124**	**mg/kg**	**SW846 6020**	**02/25-02/26/10**	**LV2D61AW**
		Dilution Factor: 1		Analysis Time..: 16:32	Analyst ID.....: 001637	
		Instrument ID..: I8		MDL.....: 17.4		
Nickel	**11.9**	**1.2**	**mg/kg**	**SW846 6020**	**02/25-02/26/10**	**LV2D61AX**
		Dilution Factor: 1		Analysis Time..: 16:32	Analyst ID.....: 001637	
		Instrument ID..: I8		MDL.....: 0.11		
Lead	**13.0**	**0.37**	**mg/kg**	**SW846 6020**	**02/25-02/26/10**	**LV2D61A0**
		Dilution Factor: 1		Analysis Time..: 16:32	Analyst ID.....: 001637	
		Instrument ID..: I8		MDL.....: 0.088		
Antimony	**0.085 J**	**0.62**	**mg/kg**	**SW846 6020**	**02/25-02/26/10**	**LV2D61AN**
		Dilution Factor: 1		Analysis Time..: 16:32	Analyst ID.....: 001637	
		Instrument ID..: I8		MDL.....: 0.077		
Selenium	**0.62**	**0.62**	**mg/kg**	**SW846 6020**	**02/25-02/26/10**	**LV2D61AP**
		Dilution Factor: 1		Analysis Time..: 16:32	Analyst ID.....: 001637	
		Instrument ID..: I8		MDL.....: 0.026		

(Continued on next page)

Science Applications International Corp

Client Sample ID: B12SB-030-5093-SO

TOTAL Metals

Lot-Sample #...: A0B240490-005 **Matrix.....:** SO

PARAMETER	RESULT	REPORTING LIMIT	UNITS	METHOD	PREPARATION-ANALYSIS DATE	WORK ORDER #
Thallium	**0.15 J**	**0.25**	**mg/kg**	**SW846 6020**	**02/25-02/26/10**	**LV2D61AQ**
		Dilution Factor: 1		Analysis Time..: 16:32	Analyst ID.....: 001637	
		Instrument ID..: I8		MDL.....: 0.070		
Vanadium	**21.3**	**1.2**	**mg/kg**	**SW846 6020**	**02/25-02/26/10**	**LV2D61A1**
		Dilution Factor: 1		Analysis Time..: 16:32	Analyst ID.....: 001637	
		Instrument ID..: I8		MDL.....: 0.054		
Zinc	**35.4 B**	**5.0**	**mg/kg**	**SW846 6020**	**02/25-02/26/10**	**LV2D61A2**
		Dilution Factor: 1		Analysis Time..: 16:32	Analyst ID.....: 001637	
		Instrument ID..: I8		MDL.....: 1.2		

NOTE(S):

Results and reporting limits have been adjusted for dry weight.

J Estimated Result: Result is less than RL and greater than or equal to the MDL.

B Blank contamination: Target analyte was detected at a reportable level.

Science Applications International Corp

Client Sample ID: B12SB-030-5094-SO

TOTAL Metals

Lot-Sample #...: A0B240490-006 **Matrix.....:** SO
Date Sampled...: 02/23/10 12:10 **Date Received..:** 02/24/10
% Moisture.....: 18

PARAMETER	RESULT	REPORTING LIMIT	UNITS	METHOD	PREPARATION-ANALYSIS DATE	WORK ORDER #
Prep Batch #...: 0056021						
Silver	**0.011 J**	**0.61**	**mg/kg**	**SW846 6020**	**02/25-02/26/10**	**LV2D71AF**
		Dilution Factor: 1		Analysis Time..: 16:36	Analyst ID.....: 001637	
		Instrument ID..: I8		MDL.....: 0.0032		
Aluminum	**5530**	**122**	**mg/kg**	**SW846 6020**	**02/25-03/01/10**	**LV2D71AG**
		Dilution Factor: 10		Analysis Time..: 12:22	Analyst ID.....: 001637	
		Instrument ID..: I8		MDL.....: 30.3		
Arsenic	**7.4**	**0.61**	**mg/kg**	**SW846 6020**	**02/25-02/26/10**	**LV2D71AH**
		Dilution Factor: 1		Analysis Time..: 16:36	Analyst ID.....: 001637	
		Instrument ID..: I8		MDL.....: 0.064		
Barium	**32.2**	**1.2**	**mg/kg**	**SW846 6020**	**02/25-02/26/10**	**LV2D71AJ**
		Dilution Factor: 1		Analysis Time..: 16:36	Analyst ID.....: 001637	
		Instrument ID..: I8		MDL.....: 0.16		
Beryllium	**0.29**	**0.12**	**mg/kg**	**SW846 6020**	**02/25-02/26/10**	**LV2D71AK**
		Dilution Factor: 1		Analysis Time..: 16:36	Analyst ID.....: 001637	
		Instrument ID..: I8		MDL.....: 0.0043		
Calcium	**280**	**243**	**mg/kg**	**SW846 6020**	**02/25-02/26/10**	**LV2D71AL**
		Dilution Factor: 1		Analysis Time..: 16:36	Analyst ID.....: 001637	
		Instrument ID..: I8		MDL.....: 48.8		
Cadmium	**0.023 J**	**0.24**	**mg/kg**	**SW846 6020**	**02/25-02/26/10**	**LV2D71AM**
		Dilution Factor: 1		Analysis Time..: 16:36	Analyst ID.....: 001637	
		Instrument ID..: I8		MDL.....: 0.0038		
Cobalt	**4.3**	**0.61**	**mg/kg**	**SW846 6020**	**02/25-02/26/10**	**LV2D71AA**
		Dilution Factor: 1		Analysis Time..: 16:36	Analyst ID.....: 001637	
		Instrument ID..: I8		MDL.....: 0.0055		
Chromium	**11.4**	**0.61**	**mg/kg**	**SW846 6020**	**02/25-02/26/10**	**LV2D71AC**
		Dilution Factor: 1		Analysis Time..: 16:36	Analyst ID.....: 001637	
		Instrument ID..: I8		MDL.....: 0.19		
Copper	**8.9**	**0.61**	**mg/kg**	**SW846 6020**	**02/25-02/26/10**	**LV2D71AD**
		Dilution Factor: 1		Analysis Time..: 16:36	Analyst ID.....: 001637	
		Instrument ID..: I8		MDL.....: 0.13		

(Continued on next page)

Science Applications International Corp

Client Sample ID: B12SB-030-5094-SO

TOTAL Metals

Lot-Sample #...: A0B240490-006 **Matrix.....:** SO

PARAMETER	RESULT	REPORTING LIMIT	UNITS	METHOD	PREPARATION-ANALYSIS DATE	WORK ORDER #
Iron	**13500**	**60.9**	**mg/kg**	**SW846 6020**	**02/25-02/26/10**	**LV2D71AR**
		Dilution Factor: 1		Analysis Time..: 16:36	Analyst ID.....: 001637	
		Instrument ID..: I8		MDL.....: 13.3		
Mercury	ND	0.12	mg/kg	SW846 7471A	02/25/10	LV2D71A3
		Dilution Factor: 1		Analysis Time..: 13:10	Analyst ID.....: 001576	
		Instrument ID..: H1		MDL.....: 0.017		
Potassium	**530**	**122**	**mg/kg**	**SW846 6020**	**02/25-02/26/10**	**LV2D71AT**
		Dilution Factor: 1		Analysis Time..: 16:36	Analyst ID.....: 001637	
		Instrument ID..: I8		MDL.....: 4.6		
Magnesium	**1170**	**122**	**mg/kg**	**SW846 6020**	**02/25-02/26/10**	**LV2D71AU**
		Dilution Factor: 1		Analysis Time..: 16:36	Analyst ID.....: 001637	
		Instrument ID..: I8		MDL.....: 10.8		
Manganese	**74.1**	**1.2**	**mg/kg**	**SW846 6020**	**02/25-02/26/10**	**LV2D71AV**
		Dilution Factor: 1		Analysis Time..: 16:36	Analyst ID.....: 001637	
		Instrument ID..: I8		MDL.....: 0.19		
Sodium	**32.0 J**	**122**	**mg/kg**	**SW846 6020**	**02/25-02/26/10**	**LV2D71AW**
		Dilution Factor: 1		Analysis Time..: 16:36	Analyst ID.....: 001637	
		Instrument ID..: I8		MDL.....: 17.1		
Nickel	**11.6**	**1.2**	**mg/kg**	**SW846 6020**	**02/25-02/26/10**	**LV2D71AX**
		Dilution Factor: 1		Analysis Time..: 16:36	Analyst ID.....: 001637	
		Instrument ID..: I8		MDL.....: 0.11		
Lead	**7.6**	**0.37**	**mg/kg**	**SW846 6020**	**02/25-02/26/10**	**LV2D71A0**
		Dilution Factor: 1		Analysis Time..: 16:36	Analyst ID.....: 001637	
		Instrument ID..: I8		MDL.....: 0.086		
Antimony	ND	0.61	mg/kg	SW846 6020	02/25-02/26/10	LV2D71AN
		Dilution Factor: 1		Analysis Time..: 16:36	Analyst ID.....: 001637	
		Instrument ID..: I8		MDL.....: 0.075		
Selenium	**0.54 J**	**0.61**	**mg/kg**	**SW846 6020**	**02/25-02/26/10**	**LV2D71AP**
		Dilution Factor: 1		Analysis Time..: 16:36	Analyst ID.....: 001637	
		Instrument ID..: I8		MDL.....: 0.025		

(Continued on next page)

Science Applications International Corp

Client Sample ID: B12SB-030-5094-SO

TOTAL Metals

Lot-Sample #...: A0B240490-006 **Matrix.....:** SO

PARAMETER	RESULT	REPORTING LIMIT	UNITS	METHOD	PREPARATION-ANALYSIS DATE	WORK ORDER #
Thallium	**0.088 J**	**0.24**	**mg/kg**	**SW846 6020**	**02/25-02/26/10**	**LV2D71AQ**
		Dilution Factor: 1		Analysis Time..: 16:36	Analyst ID.....: 001637	
		Instrument ID..: I8		MDL.....: 0.068		
Vanadium	**9.2**	**1.2**	**mg/kg**	**SW846 6020**	**02/25-02/26/10**	**LV2D71A1**
		Dilution Factor: 1		Analysis Time..: 16:36	Analyst ID.....: 001637	
		Instrument ID..: I8		MDL.....: 0.053		
Zinc	**21.7 B**	**4.9**	**mg/kg**	**SW846 6020**	**02/25-02/26/10**	**LV2D71A2**
		Dilution Factor: 1		Analysis Time..: 16:36	Analyst ID.....: 001637	
		Instrument ID..: I8		MDL.....: 1.2		

NOTE(S):

Results and reporting limits have been adjusted for dry weight.

J Estimated Result: Result is less than RL and greater than or equal to the MDL.

B Blank contamination: Target analyte was detected at a reportable level.

Science Applications International Corp

Client Sample ID: B12SB-030-6076-FD

TOTAL Metals

Lot-Sample #...: A0B240490-007 **Matrix.....:** SO
Date Sampled...: 02/23/10 11:40 **Date Received..:** 02/24/10
% Moisture.....: 22

PARAMETER	RESULT	REPORTING LIMIT	UNITS	METHOD	PREPARATION-ANALYSIS DATE	WORK ORDER #
Prep Batch #...: 0056021						
Silver	**0.043 J**	**0.64**	**mg/kg**	**SW846 6020**	**02/25-02/26/10**	**LV2D81AF**
		Dilution Factor: 1		Analysis Time..: 16:41	Analyst ID.....: 001637	
		Instrument ID..: I8		MDL.....: 0.0033		
Aluminum	**9850**	**129**	**mg/kg**	**SW846 6020**	**02/25-03/01/10**	**LV2D81AG**
		Dilution Factor: 10		Analysis Time..: 12:26	Analyst ID.....: 001637	
		Instrument ID..: I8		MDL.....: 32.0		
Arsenic	**8.8**	**0.64**	**mg/kg**	**SW846 6020**	**02/25-02/26/10**	**LV2D81AH**
		Dilution Factor: 1		Analysis Time..: 16:41	Analyst ID.....: 001637	
		Instrument ID..: I8		MDL.....: 0.067		
Barium	**79.0**	**1.3**	**mg/kg**	**SW846 6020**	**02/25-02/26/10**	**LV2D81AJ**
		Dilution Factor: 1		Analysis Time..: 16:41	Analyst ID.....: 001637	
		Instrument ID..: I8		MDL.....: 0.17		
Beryllium	**0.49**	**0.13**	**mg/kg**	**SW846 6020**	**02/25-02/26/10**	**LV2D81AK**
		Dilution Factor: 1		Analysis Time..: 16:41	Analyst ID.....: 001637	
		Instrument ID..: I8		MDL.....: 0.0045		
Calcium	**2670**	**257**	**mg/kg**	**SW846 6020**	**02/25-02/26/10**	**LV2D81AL**
		Dilution Factor: 1		Analysis Time..: 16:41	Analyst ID.....: 001637	
		Instrument ID..: I8		MDL.....: 51.5		
Cadmium	**0.16 J**	**0.26**	**mg/kg**	**SW846 6020**	**02/25-02/26/10**	**LV2D81AM**
		Dilution Factor: 1		Analysis Time..: 16:41	Analyst ID.....: 001637	
		Instrument ID..: I8		MDL.....: 0.0040		
Cobalt	**11.3**	**0.64**	**mg/kg**	**SW846 6020**	**02/25-02/26/10**	**LV2D81AA**
		Dilution Factor: 1		Analysis Time..: 16:41	Analyst ID.....: 001637	
		Instrument ID..: I8		MDL.....: 0.0058		
Chromium	**13.5**	**0.64**	**mg/kg**	**SW846 6020**	**02/25-02/26/10**	**LV2D81AC**
		Dilution Factor: 1		Analysis Time..: 16:41	Analyst ID.....: 001637	
		Instrument ID..: I8		MDL.....: 0.21		
Copper	**8.4**	**0.64**	**mg/kg**	**SW846 6020**	**02/25-02/26/10**	**LV2D81AD**
		Dilution Factor: 1		Analysis Time..: 16:41	Analyst ID.....: 001637	
		Instrument ID..: I8		MDL.....: 0.14		

(Continued on next page)

Science Applications International Corp

Client Sample ID: B12SB-030-6076-FD

TOTAL Metals

Lot-Sample #...: A0B240490-007 **Matrix.....:** SO

PARAMETER	RESULT	REPORTING LIMIT	UNITS	METHOD	PREPARATION-ANALYSIS DATE	WORK ORDER #
Iron	**20300**	**64.3**	**mg/kg**	**SW846 6020**	**02/25-02/26/10**	**LV2D81AR**
		Dilution Factor: 1		Analysis Time..: 16:41	Analyst ID.....: 001637	
		Instrument ID..: I8		MDL.....: 14.0		
Mercury	**0.042 J**	**0.13**	**mg/kg**	**SW846 7471A**	**02/25/10**	**LV2D81A3**
		Dilution Factor: 1		Analysis Time..: 13:17	Analyst ID.....: 001576	
		Instrument ID..: H1		MDL.....: 0.018		
Potassium	**449**	**129**	**mg/kg**	**SW846 6020**	**02/25-02/26/10**	**LV2D81AT**
		Dilution Factor: 1		Analysis Time..: 16:41	Analyst ID.....: 001637	
		Instrument ID..: I8		MDL.....: 4.8		
Magnesium	**1460**	**129**	**mg/kg**	**SW846 6020**	**02/25-02/26/10**	**LV2D81AU**
		Dilution Factor: 1		Analysis Time..: 16:41	Analyst ID.....: 001637	
		Instrument ID..: I8		MDL.....: 11.5		
Manganese	**984**	**1.3**	**mg/kg**	**SW846 6020**	**02/25-02/26/10**	**LV2D81AV**
		Dilution Factor: 1		Analysis Time..: 16:41	Analyst ID.....: 001637	
		Instrument ID..: I8		MDL.....: 0.21		
Sodium	**41.9 J**	**129**	**mg/kg**	**SW846 6020**	**02/25-02/26/10**	**LV2D81AW**
		Dilution Factor: 1		Analysis Time..: 16:41	Analyst ID.....: 001637	
		Instrument ID..: I8		MDL.....: 18.0		
Nickel	**11.3**	**1.3**	**mg/kg**	**SW846 6020**	**02/25-02/26/10**	**LV2D81AX**
		Dilution Factor: 1		Analysis Time..: 16:41	Analyst ID.....: 001637	
		Instrument ID..: I8		MDL.....: 0.11		
Lead	**17.2**	**0.39**	**mg/kg**	**SW846 6020**	**02/25-02/26/10**	**LV2D81A0**
		Dilution Factor: 1		Analysis Time..: 16:41	Analyst ID.....: 001637	
		Instrument ID..: I8		MDL.....: 0.091		
Antimony	**0.096 J**	**0.64**	**mg/kg**	**SW846 6020**	**02/25-02/26/10**	**LV2D81AN**
		Dilution Factor: 1		Analysis Time..: 16:41	Analyst ID.....: 001637	
		Instrument ID..: I8		MDL.....: 0.080		
Selenium	**0.69**	**0.64**	**mg/kg**	**SW846 6020**	**02/25-02/26/10**	**LV2D81AP**
		Dilution Factor: 1		Analysis Time..: 16:41	Analyst ID.....: 001637	
		Instrument ID..: I8		MDL.....: 0.027		

(Continued on next page)

Science Applications International Corp

Client Sample ID: B12SB-030-6076-FD

TOTAL Metals

Lot-Sample #...: A0B240490-007 **Matrix.....:** SO

PARAMETER	RESULT	REPORTING LIMIT	UNITS	METHOD	PREPARATION-ANALYSIS DATE	WORK ORDER #
Thallium	**0.17 J**	**0.26**	**mg/kg**	**SW846 6020**	**02/25-02/26/10**	**LV2D81AQ**
		Dilution Factor: 1		Analysis Time..: 16:41	Analyst ID.....: 001637	
		Instrument ID..: I8		MDL.....: 0.072		
Vanadium	**21.4**	**1.3**	**mg/kg**	**SW846 6020**	**02/25-02/26/10**	**LV2D81A1**
		Dilution Factor: 1		Analysis Time..: 16:41	Analyst ID.....: 001637	
		Instrument ID..: I8		MDL.....: 0.056		
Zinc	**45.4 B**	**5.1**	**mg/kg**	**SW846 6020**	**02/25-02/26/10**	**LV2D81A2**
		Dilution Factor: 1		Analysis Time..: 16:41	Analyst ID.....: 001637	
		Instrument ID..: I8		MDL.....: 1.3		

NOTE(S):

Results and reporting limits have been adjusted for dry weight.

J Estimated Result: Result is less than RL and greater than or equal to the MDL.

B Blank contamination: Target analyte was detected at a reportable level.

Science Applications International Corp

Client Sample ID: B12SB-031-5097-SO

TOTAL Metals

Lot-Sample #...: A0B240490-008 **Matrix.....:** SO
Date Sampled...: 02/23/10 15:15 **Date Received..:** 02/24/10
% Moisture.....: 25

PARAMETER	RESULT	REPORTING LIMIT	UNITS	METHOD	PREPARATION-ANALYSIS DATE	WORK ORDER #
Prep Batch #...: 0056021						
Silver	**0.026 J**	**0.66**	**mg/kg**	**SW846 6020**	**02/25-02/26/10**	**LV2D91AF**
		Dilution Factor: 1		Analysis Time..: 16:45	Analyst ID.....: 001637	
		Instrument ID..: I8		MDL.....: 0.0035		
Aluminum	**9090**	**133**	**mg/kg**	**SW846 6020**	**02/25-03/01/10**	**LV2D91AG**
		Dilution Factor: 10		Analysis Time..: 12:31	Analyst ID.....: 001637	
		Instrument ID..: I8		MDL.....: 33.1		
Arsenic	**13.4**	**0.66**	**mg/kg**	**SW846 6020**	**02/25-02/26/10**	**LV2D91AH**
		Dilution Factor: 1		Analysis Time..: 16:45	Analyst ID.....: 001637	
		Instrument ID..: I8		MDL.....: 0.069		
Barium	**91.9**	**1.3**	**mg/kg**	**SW846 6020**	**02/25-02/26/10**	**LV2D91AJ**
		Dilution Factor: 1		Analysis Time..: 16:45	Analyst ID.....: 001637	
		Instrument ID..: I8		MDL.....: 0.17		
Beryllium	**1.1**	**0.13**	**mg/kg**	**SW846 6020**	**02/25-02/26/10**	**LV2D91AK**
		Dilution Factor: 1		Analysis Time..: 16:45	Analyst ID.....: 001637	
		Instrument ID..: I8		MDL.....: 0.0046		
Calcium	**766**	**266**	**mg/kg**	**SW846 6020**	**02/25-02/26/10**	**LV2D91AL**
		Dilution Factor: 1		Analysis Time..: 16:45	Analyst ID.....: 001637	
		Instrument ID..: I8		MDL.....: 53.2		
Cadmium	**0.12 J**	**0.27**	**mg/kg**	**SW846 6020**	**02/25-02/26/10**	**LV2D91AM**
		Dilution Factor: 1		Analysis Time..: 16:45	Analyst ID.....: 001637	
		Instrument ID..: I8		MDL.....: 0.0041		
Cobalt	**26.6**	**0.66**	**mg/kg**	**SW846 6020**	**02/25-02/26/10**	**LV2D91AA**
		Dilution Factor: 1		Analysis Time..: 16:45	Analyst ID.....: 001637	
		Instrument ID..: I8		MDL.....: 0.0060		
Chromium	**20.2**	**0.66**	**mg/kg**	**SW846 6020**	**02/25-02/26/10**	**LV2D91AC**
		Dilution Factor: 1		Analysis Time..: 16:45	Analyst ID.....: 001637	
		Instrument ID..: I8		MDL.....: 0.21		
Copper	**21.3**	**0.66**	**mg/kg**	**SW846 6020**	**02/25-02/26/10**	**LV2D91AD**
		Dilution Factor: 1		Analysis Time..: 16:45	Analyst ID.....: 001637	
		Instrument ID..: I8		MDL.....: 0.15		

(Continued on next page)

Science Applications International Corp

Client Sample ID: B12SB-031-5097-SO

TOTAL Metals

Lot-Sample #...: A0B240490-008 **Matrix.....:** SO

PARAMETER	RESULT	REPORTING LIMIT	UNITS	METHOD	PREPARATION-ANALYSIS DATE	WORK ORDER #
Iron	**34000**	**66.4**	**mg/kg**	**SW846 6020**	**02/25-02/26/10**	**LV2D91AR**
		Dilution Factor: 1		Analysis Time..: 16:45	Analyst ID.....: 001637	
		Instrument ID..: I8		MDL.....: 14.5		
Mercury	**0.035 J**	**0.13**	**mg/kg**	**SW846 7471A**	**02/25/10**	**LV2D91A3**
		Dilution Factor: 1		Analysis Time..: 13:11	Analyst ID.....: 001576	
		Instrument ID..: H1		MDL.....: 0.019		
Potassium	**1010**	**133**	**mg/kg**	**SW846 6020**	**02/25-02/26/10**	**LV2D91AT**
		Dilution Factor: 1		Analysis Time..: 16:45	Analyst ID.....: 001637	
		Instrument ID..: I8		MDL.....: 5.0		
Magnesium	**2600**	**133**	**mg/kg**	**SW846 6020**	**02/25-02/26/10**	**LV2D91AU**
		Dilution Factor: 1		Analysis Time..: 16:45	Analyst ID.....: 001637	
		Instrument ID..: I8		MDL.....: 11.8		
Manganese	**1530**	**13.3**	**mg/kg**	**SW846 6020**	**02/25-03/01/10**	**LV2D91AV**
		Dilution Factor: 10		Analysis Time..: 12:31	Analyst ID.....: 001637	
		Instrument ID..: I8		MDL.....: 2.1		
Sodium	**43.5 J**	**133**	**mg/kg**	**SW846 6020**	**02/25-02/26/10**	**LV2D91AW**
		Dilution Factor: 1		Analysis Time..: 16:45	Analyst ID.....: 001637	
		Instrument ID..: I8		MDL.....: 18.6		
Nickel	**39.1**	**1.3**	**mg/kg**	**SW846 6020**	**02/25-02/26/10**	**LV2D91AX**
		Dilution Factor: 1		Analysis Time..: 16:45	Analyst ID.....: 001637	
		Instrument ID..: I8		MDL.....: 0.11		
Lead	**14.1**	**0.40**	**mg/kg**	**SW846 6020**	**02/25-02/26/10**	**LV2D91A0**
		Dilution Factor: 1		Analysis Time..: 16:45	Analyst ID.....: 001637	
		Instrument ID..: I8		MDL.....: 0.094		
Antimony	ND	0.66	mg/kg	SW846 6020	02/25-02/26/10	LV2D91AN
		Dilution Factor: 1		Analysis Time..: 16:45	Analyst ID.....: 001637	
		Instrument ID..: I8		MDL.....: 0.082		
Selenium	**1.4**	**0.66**	**mg/kg**	**SW846 6020**	**02/25-02/26/10**	**LV2D91AP**
		Dilution Factor: 1		Analysis Time..: 16:45	Analyst ID.....: 001637	
		Instrument ID..: I8		MDL.....: 0.027		

(Continued on next page)

Science Applications International Corp

Client Sample ID: B12SB-031-5097-SO

TOTAL Metals

Lot-Sample #...: A0B240490-008 **Matrix.....:** SO

PARAMETER	RESULT	REPORTING LIMIT	UNITS	METHOD	PREPARATION-ANALYSIS DATE	WORK ORDER #
Thallium	**0.19 J**	**0.27**	**mg/kg**	**SW846 6020**	**02/25-02/26/10**	**LV2D91AQ**
		Dilution Factor: 1		Analysis Time..: 16:45	Analyst ID.....: 001637	
		Instrument ID..: I8		MDL.....: 0.075		
Vanadium	**15.5**	**1.3**	**mg/kg**	**SW846 6020**	**02/25-02/26/10**	**LV2D91A1**
		Dilution Factor: 1		Analysis Time..: 16:45	Analyst ID.....: 001637	
		Instrument ID..: I8		MDL.....: 0.057		
Zinc	**81.2 B**	**5.3**	**mg/kg**	**SW846 6020**	**02/25-02/26/10**	**LV2D91A2**
		Dilution Factor: 1		Analysis Time..: 16:45	Analyst ID.....: 001637	
		Instrument ID..: I8		MDL.....: 1.3		

NOTE(S):

Results and reporting limits have been adjusted for dry weight.

J Estimated Result: Result is less than RL and greater than or equal to the MDL.

B Blank contamination: Target analyte was detected at a reportable level.

Science Applications International Corp

Client Sample ID: B12SB-031-5098-SO

TOTAL Metals

Lot-Sample #...: A0B240490-009 **Matrix.....:** SO
Date Sampled...: 02/23/10 16:35 **Date Received..:** 02/24/10
% Moisture.....: 23

PARAMETER	RESULT	REPORTING LIMIT	UNITS	METHOD	PREPARATION-ANALYSIS DATE	WORK ORDER #
Prep Batch #...: 0056021						
Silver	**0.022 J**	**0.65**	**mg/kg**	**SW846 6020**	**02/25-02/26/10**	**LV2EC1AF**
		Dilution Factor: 1		Analysis Time..: 16:50	Analyst ID.....: 001637	
		Instrument ID..: I8		MDL.....: 0.0034		
Aluminum	**7560**	**129**	**mg/kg**	**SW846 6020**	**02/25-03/01/10**	**LV2EC1AG**
		Dilution Factor: 10		Analysis Time..: 12:55	Analyst ID.....: 001637	
		Instrument ID..: I8		MDL.....: 32.2		
Arsenic	**25.5**	**0.65**	**mg/kg**	**SW846 6020**	**02/25-02/26/10**	**LV2EC1AH**
		Dilution Factor: 1		Analysis Time..: 16:50	Analyst ID.....: 001637	
		Instrument ID..: I8		MDL.....: 0.067		
Barium	**97.6**	**1.3**	**mg/kg**	**SW846 6020**	**02/25-02/26/10**	**LV2EC1AJ**
		Dilution Factor: 1		Analysis Time..: 16:50	Analyst ID.....: 001637	
		Instrument ID..: I8		MDL.....: 0.17		
Beryllium	**1.1**	**0.13**	**mg/kg**	**SW846 6020**	**02/25-02/26/10**	**LV2EC1AK**
		Dilution Factor: 1		Analysis Time..: 16:50	Analyst ID.....: 001637	
		Instrument ID..: I8		MDL.....: 0.0045		
Calcium	**594**	**258**	**mg/kg**	**SW846 6020**	**02/25-02/26/10**	**LV2EC1AL**
		Dilution Factor: 1		Analysis Time..: 16:50	Analyst ID.....: 001637	
		Instrument ID..: I8		MDL.....: 51.7		
Cadmium	**0.11 J**	**0.26**	**mg/kg**	**SW846 6020**	**02/25-02/26/10**	**LV2EC1AM**
		Dilution Factor: 1		Analysis Time..: 16:50	Analyst ID.....: 001637	
		Instrument ID..: I8		MDL.....: 0.0040		
Cobalt	**18.2**	**0.65**	**mg/kg**	**SW846 6020**	**02/25-02/26/10**	**LV2EC1AA**
		Dilution Factor: 1		Analysis Time..: 16:50	Analyst ID.....: 001637	
		Instrument ID..: I8		MDL.....: 0.0058		
Chromium	**21.0**	**0.65**	**mg/kg**	**SW846 6020**	**02/25-02/26/10**	**LV2EC1AC**
		Dilution Factor: 1		Analysis Time..: 16:50	Analyst ID.....: 001637	
		Instrument ID..: I8		MDL.....: 0.21		
Copper	**18.8**	**0.65**	**mg/kg**	**SW846 6020**	**02/25-02/26/10**	**LV2EC1AD**
		Dilution Factor: 1		Analysis Time..: 16:50	Analyst ID.....: 001637	
		Instrument ID..: I8		MDL.....: 0.14		

(Continued on next page)

Science Applications International Corp

Client Sample ID: B12SB-031-5098-SO

TOTAL Metals

Lot-Sample #...: A0B240490-009 **Matrix.....:** SO

PARAMETER	RESULT	REPORTING LIMIT	UNITS	METHOD	PREPARATION-ANALYSIS DATE	WORK ORDER #
Iron	**36700**	**64.6**	**mg/kg**	**SW846 6020**	**02/25-02/26/10**	**LV2EC1AR**
		Dilution Factor: 1		Analysis Time..: 16:50	Analyst ID.....: 001637	
		Instrument ID..: I8		MDL.....: 14.1		
Mercury	**0.027 J**	**0.13**	**mg/kg**	**SW846 7471A**	**02/25/10**	**LV2EC1A3**
		Dilution Factor: 1		Analysis Time..: 12:57	Analyst ID.....: 001576	
		Instrument ID..: H1		MDL.....: 0.018		
Potassium	**972**	**129**	**mg/kg**	**SW846 6020**	**02/25-02/26/10**	**LV2EC1AT**
		Dilution Factor: 1		Analysis Time..: 16:50	Analyst ID.....: 001637	
		Instrument ID..: I8		MDL.....: 4.9		
Magnesium	**2660**	**129**	**mg/kg**	**SW846 6020**	**02/25-02/26/10**	**LV2EC1AU**
		Dilution Factor: 1		Analysis Time..: 16:50	Analyst ID.....: 001637	
		Instrument ID..: I8		MDL.....: 11.5		
Manganese	**1240**	**1.3**	**mg/kg**	**SW846 6020**	**02/25-02/26/10**	**LV2EC1AV**
		Dilution Factor: 1		Analysis Time..: 16:50	Analyst ID.....: 001637	
		Instrument ID..: I8		MDL.....: 0.21		
Sodium	**48.6 J**	**129**	**mg/kg**	**SW846 6020**	**02/25-02/26/10**	**LV2EC1AW**
		Dilution Factor: 1		Analysis Time..: 16:50	Analyst ID.....: 001637	
		Instrument ID..: I8		MDL.....: 18.1		
Nickel	**44.2**	**1.3**	**mg/kg**	**SW846 6020**	**02/25-02/26/10**	**LV2EC1AX**
		Dilution Factor: 1		Analysis Time..: 16:50	Analyst ID.....: 001637	
		Instrument ID..: I8		MDL.....: 0.11		
Lead	**13.8**	**0.39**	**mg/kg**	**SW846 6020**	**02/25-02/26/10**	**LV2EC1A0**
		Dilution Factor: 1		Analysis Time..: 16:50	Analyst ID.....: 001637	
		Instrument ID..: I8		MDL.....: 0.091		
Antimony	**0.12 J**	**0.65**	**mg/kg**	**SW846 6020**	**02/25-02/26/10**	**LV2EC1AN**
		Dilution Factor: 1		Analysis Time..: 16:50	Analyst ID.....: 001637	
		Instrument ID..: I8		MDL.....: 0.080		
Selenium	**1.1**	**0.65**	**mg/kg**	**SW846 6020**	**02/25-02/26/10**	**LV2EC1AP**
		Dilution Factor: 1		Analysis Time..: 16:50	Analyst ID.....: 001637	
		Instrument ID..: I8		MDL.....: 0.027		

(Continued on next page)

Science Applications International Corp

Client Sample ID: B12SB-031-5098-SO

TOTAL Metals

Lot-Sample #...: A0B240490-009 **Matrix.....:** SO

PARAMETER	RESULT	REPORTING LIMIT	UNITS	METHOD	PREPARATION-ANALYSIS DATE	WORK ORDER #
Thallium	**0.17 J**	**0.26**	**mg/kg**	**SW846 6020**	**02/25-02/26/10**	**LV2EC1AQ**
		Dilution Factor: 1		Analysis Time..: 16:50	Analyst ID.....: 001637	
		Instrument ID..: I8		MDL.....: 0.073		
Vanadium	**14.9**	**1.3**	**mg/kg**	**SW846 6020**	**02/25-02/26/10**	**LV2EC1A1**
		Dilution Factor: 1		Analysis Time..: 16:50	Analyst ID.....: 001637	
		Instrument ID..: I8		MDL.....: 0.056		
Zinc	**59.4 B**	**5.2**	**mg/kg**	**SW846 6020**	**02/25-02/26/10**	**LV2EC1A2**
		Dilution Factor: 1		Analysis Time..: 16:50	Analyst ID.....: 001637	
		Instrument ID..: I8		MDL.....: 1.3		

NOTE(S):

Results and reporting limits have been adjusted for dry weight.

J Estimated Result: Result is less than RL and greater than or equal to the MDL.

B Blank contamination: Target analyte was detected at a reportable level.

Science Applications International Corp

Client Sample ID: B12SB-032-5101-SO

TOTAL Metals

Lot-Sample #...: A0B240490-010 **Matrix.....:** SO
Date Sampled...: 02/23/10 14:35 **Date Received..:** 02/24/10
% Moisture.....: 27

PARAMETER	RESULT	REPORTING LIMIT	UNITS	METHOD	PREPARATION-ANALYSIS DATE	WORK ORDER #
Prep Batch #...: 0056021						
Silver	**0.034 J**	**0.68**	**mg/kg**	**SW846 6020**	**02/25-02/26/10**	**LV2EF1AF**
		Dilution Factor: 1		Analysis Time..: 16:55	Analyst ID.....: 001637	
		Instrument ID..: I8		MDL.....: 0.0035		
Aluminum	**12800**	**136**	**mg/kg**	**SW846 6020**	**02/25-03/01/10**	**LV2EF1AG**
		Dilution Factor: 10		Analysis Time..: 12:59	Analyst ID.....: 001637	
		Instrument ID..: I8		MDL.....: 34.0		
Arsenic	**11.0**	**0.68**	**mg/kg**	**SW846 6020**	**02/25-02/26/10**	**LV2EF1AH**
		Dilution Factor: 1		Analysis Time..: 16:55	Analyst ID.....: 001637	
		Instrument ID..: I8		MDL.....: 0.071		
Barium	**58.2**	**1.4**	**mg/kg**	**SW846 6020**	**02/25-02/26/10**	**LV2EF1AJ**
		Dilution Factor: 1		Analysis Time..: 16:55	Analyst ID.....: 001637	
		Instrument ID..: I8		MDL.....: 0.18		
Beryllium	**0.54**	**0.14**	**mg/kg**	**SW846 6020**	**02/25-02/26/10**	**LV2EF1AK**
		Dilution Factor: 1		Analysis Time..: 16:55	Analyst ID.....: 001637	
		Instrument ID..: I8		MDL.....: 0.0048		
Calcium	**793**	**273**	**mg/kg**	**SW846 6020**	**02/25-02/26/10**	**LV2EF1AL**
		Dilution Factor: 1		Analysis Time..: 16:55	Analyst ID.....: 001637	
		Instrument ID..: I8		MDL.....: 54.6		
Cadmium	**0.045 J**	**0.27**	**mg/kg**	**SW846 6020**	**02/25-02/26/10**	**LV2EF1AM**
		Dilution Factor: 1		Analysis Time..: 16:55	Analyst ID.....: 001637	
		Instrument ID..: I8		MDL.....: 0.0042		
Cobalt	**7.8**	**0.68**	**mg/kg**	**SW846 6020**	**02/25-02/26/10**	**LV2EF1AA**
		Dilution Factor: 1		Analysis Time..: 16:55	Analyst ID.....: 001637	
		Instrument ID..: I8		MDL.....: 0.0061		
Chromium	**14.8**	**0.68**	**mg/kg**	**SW846 6020**	**02/25-02/26/10**	**LV2EF1AC**
		Dilution Factor: 1		Analysis Time..: 16:55	Analyst ID.....: 001637	
		Instrument ID..: I8		MDL.....: 0.22		
Copper	**9.7**	**0.68**	**mg/kg**	**SW846 6020**	**02/25-02/26/10**	**LV2EF1AD**
		Dilution Factor: 1		Analysis Time..: 16:55	Analyst ID.....: 001637	
		Instrument ID..: I8		MDL.....: 0.15		

(Continued on next page)

Science Applications International Corp

Client Sample ID: B12SB-032-5101-SO

TOTAL Metals

Lot-Sample #...: A0B240490-010 **Matrix.....:** SO

PARAMETER	RESULT	REPORTING LIMIT	UNITS	METHOD	PREPARATION-ANALYSIS DATE	WORK ORDER #
Iron	**24500**	**68.2**	**mg/kg**	**SW846 6020**	**02/25-02/26/10**	**LV2EF1AR**
		Dilution Factor: 1		Analysis Time..: 16:55	Analyst ID.....: 001637	
		Instrument ID..: I8		MDL.....: 14.9		
Mercury	**0.057 J**	**0.14**	**mg/kg**	**SW846 7471A**	**02/25/10**	**LV2EF1A3**
		Dilution Factor: 1		Analysis Time..: 13:03	Analyst ID.....: 001576	
		Instrument ID..: H1		MDL.....: 0.019		
Potassium	**577**	**136**	**mg/kg**	**SW846 6020**	**02/25-02/26/10**	**LV2EF1AT**
		Dilution Factor: 1		Analysis Time..: 16:55	Analyst ID.....: 001637	
		Instrument ID..: I8		MDL.....: 5.1		
Magnesium	**1830**	**136**	**mg/kg**	**SW846 6020**	**02/25-02/26/10**	**LV2EF1AU**
		Dilution Factor: 1		Analysis Time..: 16:55	Analyst ID.....: 001637	
		Instrument ID..: I8		MDL.....: 12.1		
Manganese	**165**	**1.4**	**mg/kg**	**SW846 6020**	**02/25-02/26/10**	**LV2EF1AV**
		Dilution Factor: 1		Analysis Time..: 16:55	Analyst ID.....: 001637	
		Instrument ID..: I8		MDL.....: 0.22		
Sodium	**35.0 J**	**136**	**mg/kg**	**SW846 6020**	**02/25-02/26/10**	**LV2EF1AW**
		Dilution Factor: 1		Analysis Time..: 16:55	Analyst ID.....: 001637	
		Instrument ID..: I8		MDL.....: 19.1		
Nickel	**13.1**	**1.4**	**mg/kg**	**SW846 6020**	**02/25-02/26/10**	**LV2EF1AX**
		Dilution Factor: 1		Analysis Time..: 16:55	Analyst ID.....: 001637	
		Instrument ID..: I8		MDL.....: 0.12		
Lead	**15.1**	**0.41**	**mg/kg**	**SW846 6020**	**02/25-02/26/10**	**LV2EF1A0**
		Dilution Factor: 1		Analysis Time..: 16:55	Analyst ID.....: 001637	
		Instrument ID..: I8		MDL.....: 0.096		
Antimony	ND	0.68	mg/kg	SW846 6020	02/25-02/26/10	LV2EF1AN
		Dilution Factor: 1		Analysis Time..: 16:55	Analyst ID.....: 001637	
		Instrument ID..: I8		MDL.....: 0.085		
Selenium	**0.82**	**0.68**	**mg/kg**	**SW846 6020**	**02/25-02/26/10**	**LV2EF1AP**
		Dilution Factor: 1		Analysis Time..: 16:55	Analyst ID.....: 001637	
		Instrument ID..: I8		MDL.....: 0.028		

(Continued on next page)

Science Applications International Corp

Client Sample ID: B12SB-032-5101-SO

TOTAL Metals

Lot-Sample #...: A0B240490-010 **Matrix.....:** SO

PARAMETER	RESULT	REPORTING LIMIT	UNITS	METHOD	PREPARATION-ANALYSIS DATE	WORK ORDER #
Thallium	**0.17 J**	**0.27**	**mg/kg**	**SW846 6020**	**02/25-02/26/10**	**LV2EF1AQ**
		Dilution Factor: 1		Analysis Time..: 16:55	Analyst ID.....: 001637	
		Instrument ID..: I8		MDL.....: 0.077		
Vanadium	**28.2**	**1.4**	**mg/kg**	**SW846 6020**	**02/25-02/26/10**	**LV2EF1A1**
		Dilution Factor: 1		Analysis Time..: 16:55	Analyst ID.....: 001637	
		Instrument ID..: I8		MDL.....: 0.059		
Zinc	**41.5 B**	**5.5**	**mg/kg**	**SW846 6020**	**02/25-02/26/10**	**LV2EF1A2**
		Dilution Factor: 1		Analysis Time..: 16:55	Analyst ID.....: 001637	
		Instrument ID..: I8		MDL.....: 1.4		

NOTE(S):

Results and reporting limits have been adjusted for dry weight.

J Estimated Result: Result is less than RL and greater than or equal to the MDL.

B Blank contamination: Target analyte was detected at a reportable level.

Science Applications International Corp

Client Sample ID: B12SB-032-5102-SO

TOTAL Metals

Lot-Sample #...: A0B240490-011 **Matrix.....:** SO
Date Sampled...: 02/23/10 14:55 **Date Received..:** 02/24/10
% Moisture.....: 23

PARAMETER	RESULT	REPORTING LIMIT	UNITS	METHOD	PREPARATION-ANALYSIS DATE	WORK ORDER #
Prep Batch #...: 0056021						
Silver	**0.029 J**	**0.65**	**mg/kg**	**SW846 6020**	**02/25-02/26/10**	**LV2EH1AF**
		Dilution Factor: 1		Analysis Time..: 16:59	Analyst ID.....: 001637	
		Instrument ID..: I8		MDL.....: 0.0034		
Aluminum	**12500**	**130**	**mg/kg**	**SW846 6020**	**02/25-03/01/10**	**LV2EH1AG**
		Dilution Factor: 10		Analysis Time..: 13:04	Analyst ID.....: 001637	
		Instrument ID..: I8		MDL.....: 32.4		
Arsenic	**14.6**	**0.65**	**mg/kg**	**SW846 6020**	**02/25-02/26/10**	**LV2EH1AH**
		Dilution Factor: 1		Analysis Time..: 16:59	Analyst ID.....: 001637	
		Instrument ID..: I8		MDL.....: 0.068		
Barium	**58.1**	**1.3**	**mg/kg**	**SW846 6020**	**02/25-02/26/10**	**LV2EH1AJ**
		Dilution Factor: 1		Analysis Time..: 16:59	Analyst ID.....: 001637	
		Instrument ID..: I8		MDL.....: 0.17		
Beryllium	**0.55**	**0.13**	**mg/kg**	**SW846 6020**	**02/25-02/26/10**	**LV2EH1AK**
		Dilution Factor: 1		Analysis Time..: 16:59	Analyst ID.....: 001637	
		Instrument ID..: I8		MDL.....: 0.0046		
Calcium	**463**	**260**	**mg/kg**	**SW846 6020**	**02/25-02/26/10**	**LV2EH1AL**
		Dilution Factor: 1		Analysis Time..: 16:59	Analyst ID.....: 001637	
		Instrument ID..: I8		MDL.....: 52.2		
Cadmium	**0.039 J**	**0.26**	**mg/kg**	**SW846 6020**	**02/25-02/26/10**	**LV2EH1AM**
		Dilution Factor: 1		Analysis Time..: 16:59	Analyst ID.....: 001637	
		Instrument ID..: I8		MDL.....: 0.0040		
Cobalt	**7.5**	**0.65**	**mg/kg**	**SW846 6020**	**02/25-02/26/10**	**LV2EH1AA**
		Dilution Factor: 1		Analysis Time..: 16:59	Analyst ID.....: 001637	
		Instrument ID..: I8		MDL.....: 0.0059		
Chromium	**15.6**	**0.65**	**mg/kg**	**SW846 6020**	**02/25-02/26/10**	**LV2EH1AC**
		Dilution Factor: 1		Analysis Time..: 16:59	Analyst ID.....: 001637	
		Instrument ID..: I8		MDL.....: 0.21		
Copper	**18.9**	**0.65**	**mg/kg**	**SW846 6020**	**02/25-02/26/10**	**LV2EH1AD**
		Dilution Factor: 1		Analysis Time..: 16:59	Analyst ID.....: 001637	
		Instrument ID..: I8		MDL.....: 0.14		

(Continued on next page)

Science Applications International Corp

Client Sample ID: B12SB-032-5102-SO

TOTAL Metals

Lot-Sample #...: A0B240490-011 **Matrix.....:** SO

PARAMETER	RESULT	REPORTING LIMIT	UNITS	METHOD	PREPARATION-ANALYSIS DATE	WORK ORDER #
Iron	**26200**	**65.1**	**mg/kg**	**SW846 6020**	**02/25-02/26/10**	**LV2EH1AR**
		Dilution Factor: 1		Analysis Time..: 16:59	Analyst ID.....: 001637	
		Instrument ID..: I8		MDL.....: 14.2		
Mercury	**0.042 J**	**0.13**	**mg/kg**	**SW846 7471A**	**02/25/10**	**LV2EH1A3**
		Dilution Factor: 1		Analysis Time..: 13:05	Analyst ID.....: 001576	
		Instrument ID..: H1		MDL.....: 0.018		
Potassium	**824**	**130**	**mg/kg**	**SW846 6020**	**02/25-02/26/10**	**LV2EH1AT**
		Dilution Factor: 1		Analysis Time..: 16:59	Analyst ID.....: 001637	
		Instrument ID..: I8		MDL.....: 4.9		
Magnesium	**2640**	**130**	**mg/kg**	**SW846 6020**	**02/25-02/26/10**	**LV2EH1AU**
		Dilution Factor: 1		Analysis Time..: 16:59	Analyst ID.....: 001637	
		Instrument ID..: I8		MDL.....: 11.6		
Manganese	**166**	**1.3**	**mg/kg**	**SW846 6020**	**02/25-02/26/10**	**LV2EH1AV**
		Dilution Factor: 1		Analysis Time..: 16:59	Analyst ID.....: 001637	
		Instrument ID..: I8		MDL.....: 0.21		
Sodium	**57.6 J**	**130**	**mg/kg**	**SW846 6020**	**02/25-02/26/10**	**LV2EH1AW**
		Dilution Factor: 1		Analysis Time..: 16:59	Analyst ID.....: 001637	
		Instrument ID..: I8		MDL.....: 18.2		
Nickel	**19.1**	**1.3**	**mg/kg**	**SW846 6020**	**02/25-02/26/10**	**LV2EH1AX**
		Dilution Factor: 1		Analysis Time..: 16:59	Analyst ID.....: 001637	
		Instrument ID..: I8		MDL.....: 0.11		
Lead	**12.5**	**0.39**	**mg/kg**	**SW846 6020**	**02/25-02/26/10**	**LV2EH1A0**
		Dilution Factor: 1		Analysis Time..: 16:59	Analyst ID.....: 001637	
		Instrument ID..: I8		MDL.....: 0.092		
Antimony	**0.10 J**	**0.65**	**mg/kg**	**SW846 6020**	**02/25-02/26/10**	**LV2EH1AN**
		Dilution Factor: 1		Analysis Time..: 16:59	Analyst ID.....: 001637	
		Instrument ID..: I8		MDL.....: 0.081		
Selenium	**0.80**	**0.65**	**mg/kg**	**SW846 6020**	**02/25-02/26/10**	**LV2EH1AP**
		Dilution Factor: 1		Analysis Time..: 16:59	Analyst ID.....: 001637	
		Instrument ID..: I8		MDL.....: 0.027		

(Continued on next page)

Science Applications International Corp

Client Sample ID: B12SB-032-5102-SO

TOTAL Metals

Lot-Sample #...: A0B240490-011 **Matrix.....:** SO

PARAMETER	RESULT	REPORTING LIMIT	UNITS	METHOD	PREPARATION-ANALYSIS DATE	WORK ORDER #
Thallium	**0.16 J**	**0.26**	**mg/kg**	**SW846 6020**	**02/25-02/26/10**	**LV2EH1AQ**
		Dilution Factor: 1		Analysis Time..: 16:59	Analyst ID.....: 001637	
		Instrument ID..: I8		MDL.....: 0.073		
Vanadium	**21.7**	**1.3**	**mg/kg**	**SW846 6020**	**02/25-02/26/10**	**LV2EH1A1**
		Dilution Factor: 1		Analysis Time..: 16:59	Analyst ID.....: 001637	
		Instrument ID..: I8		MDL.....: 0.056		
Zinc	**58.8 B**	**5.2**	**mg/kg**	**SW846 6020**	**02/25-02/26/10**	**LV2EH1A2**
		Dilution Factor: 1		Analysis Time..: 16:59	Analyst ID.....: 001637	
		Instrument ID..: I8		MDL.....: 1.3		

NOTE(S):

Results and reporting limits have been adjusted for dry weight.

J Estimated Result: Result is less than RL and greater than or equal to the MDL.

B Blank contamination: Target analyte was detected at a reportable level.

Science Applications International Corp

Client Sample ID: CPCSS-036-5014-SO

TOTAL Metals

Lot-Sample #...: A0B240490-012 **Matrix.....:** SO
Date Sampled...: 02/23/10 16:00 **Date Received..:** 02/24/10
% Moisture.....: 24

PARAMETER	RESULT	REPORTING LIMIT	UNITS	METHOD	PREPARATION-ANALYSIS DATE	WORK ORDER #
Prep Batch #...: 0056021						
Silver	**0.028 J**	**0.66**	**mg/kg**	**SW846 6020**	**02/25-02/26/10**	**LV2EJ1AD**
		Dilution Factor: 1		Analysis Time..: 17:14	Analyst ID.....: 001637	
		Instrument ID..: I8		MDL.....: 0.0034		
Aluminum	**14200**	**132**	**mg/kg**	**SW846 6020**	**02/25-03/01/10**	**LV2EJ1AE**
		Dilution Factor: 10		Analysis Time..: 13:08	Analyst ID.....: 001637	
		Instrument ID..: I8		MDL.....: 32.8		
Arsenic	**6.8**	**0.66**	**mg/kg**	**SW846 6020**	**02/25-02/26/10**	**LV2EJ1AF**
		Dilution Factor: 1		Analysis Time..: 17:14	Analyst ID.....: 001637	
		Instrument ID..: I8		MDL.....: 0.069		
Barium	**61.8**	**1.3**	**mg/kg**	**SW846 6020**	**02/25-02/26/10**	**LV2EJ1AG**
		Dilution Factor: 1		Analysis Time..: 17:14	Analyst ID.....: 001637	
		Instrument ID..: I8		MDL.....: 0.17		
Beryllium	**0.36**	**0.13**	**mg/kg**	**SW846 6020**	**02/25-02/26/10**	**LV2EJ1AH**
		Dilution Factor: 1		Analysis Time..: 17:14	Analyst ID.....: 001637	
		Instrument ID..: I8		MDL.....: 0.0046		
Calcium	**804**	**263**	**mg/kg**	**SW846 6020**	**02/25-02/26/10**	**LV2EJ1AJ**
		Dilution Factor: 1		Analysis Time..: 17:14	Analyst ID.....: 001637	
		Instrument ID..: I8		MDL.....: 52.7		
Cadmium	**0.058 J**	**0.26**	**mg/kg**	**SW846 6020**	**02/25-02/26/10**	**LV2EJ1AK**
		Dilution Factor: 1		Analysis Time..: 17:14	Analyst ID.....: 001637	
		Instrument ID..: I8		MDL.....: 0.0041		
Cobalt	**4.5**	**0.66**	**mg/kg**	**SW846 6020**	**02/25-02/26/10**	**LV2EJ1AL**
		Dilution Factor: 1		Analysis Time..: 17:14	Analyst ID.....: 001637	
		Instrument ID..: I8		MDL.....: 0.0059		
Chromium	**15.9**	**0.66**	**mg/kg**	**SW846 6020**	**02/25-02/26/10**	**LV2EJ1AM**
		Dilution Factor: 1		Analysis Time..: 17:14	Analyst ID.....: 001637	
		Instrument ID..: I8		MDL.....: 0.21		
Copper	**12.3**	**0.66**	**mg/kg**	**SW846 6020**	**02/25-02/26/10**	**LV2EJ1AN**
		Dilution Factor: 1		Analysis Time..: 17:14	Analyst ID.....: 001637	
		Instrument ID..: I8		MDL.....: 0.14		

(Continued on next page)

Science Applications International Corp

Client Sample ID: CPCSS-036-5014-SO

TOTAL Metals

Lot-Sample #...: A0B240490-012 **Matrix.....:** SO

PARAMETER	RESULT	REPORTING LIMIT	UNITS	METHOD	PREPARATION-ANALYSIS DATE	WORK ORDER #
Iron	**20600**	**65.8**	**mg/kg**	**SW846 6020**	**02/25-02/26/10**	**LV2EJ1AP**
		Dilution Factor: 1		Analysis Time..: 17:14	Analyst ID.....: 001637	
		Instrument ID..: I8		MDL.....: 14.4		
Mercury	ND	0.13	mg/kg	SW846 7471A	02/25/10	LV2EJ1A4
		Dilution Factor: 1		Analysis Time..: 13:07	Analyst ID.....: 001576	
		Instrument ID..: H1		MDL.....: 0.018		
Potassium	**571**	**132**	**mg/kg**	**SW846 6020**	**02/25-02/26/10**	**LV2EJ1AQ**
		Dilution Factor: 1		Analysis Time..: 17:14	Analyst ID.....: 001637	
		Instrument ID..: I8		MDL.....: 4.9		
Magnesium	**2200**	**132**	**mg/kg**	**SW846 6020**	**02/25-02/26/10**	**LV2EJ1AR**
		Dilution Factor: 1		Analysis Time..: 17:14	Analyst ID.....: 001637	
		Instrument ID..: I8		MDL.....: 11.7		
Manganese	**78.6**	**1.3**	**mg/kg**	**SW846 6020**	**02/25-02/26/10**	**LV2EJ1AT**
		Dilution Factor: 1		Analysis Time..: 17:14	Analyst ID.....: 001637	
		Instrument ID..: I8		MDL.....: 0.21		
Sodium	**42.7 J**	**132**	**mg/kg**	**SW846 6020**	**02/25-02/26/10**	**LV2EJ1AU**
		Dilution Factor: 1		Analysis Time..: 17:14	Analyst ID.....: 001637	
		Instrument ID..: I8		MDL.....: 18.4		
Nickel	**12.3**	**1.3**	**mg/kg**	**SW846 6020**	**02/25-02/26/10**	**LV2EJ1AV**
		Dilution Factor: 1		Analysis Time..: 17:14	Analyst ID.....: 001637	
		Instrument ID..: I8		MDL.....: 0.11		
Lead	**11.1**	**0.39**	**mg/kg**	**SW846 6020**	**02/25-02/26/10**	**LV2EJ1AW**
		Dilution Factor: 1		Analysis Time..: 17:14	Analyst ID.....: 001637	
		Instrument ID..: I8		MDL.....: 0.093		
Antimony	ND	0.66	mg/kg	SW846 6020	02/25-02/26/10	LV2EJ1AX
		Dilution Factor: 1		Analysis Time..: 17:14	Analyst ID.....: 001637	
		Instrument ID..: I8		MDL.....: 0.082		
Selenium	**0.72**	**0.66**	**mg/kg**	**SW846 6020**	**02/25-02/26/10**	**LV2EJ1A0**
		Dilution Factor: 1		Analysis Time..: 17:14	Analyst ID.....: 001637	
		Instrument ID..: I8		MDL.....: 0.027		

(Continued on next page)

Science Applications International Corp

Client Sample ID: CPCSS-036-5014-SO

TOTAL Metals

Lot-Sample #...: A0B240490-012 **Matrix.....:** SO

PARAMETER	RESULT	REPORTING LIMIT	UNITS	METHOD	PREPARATION-ANALYSIS DATE	WORK ORDER #
Thallium	**0.19 J**	**0.26**	**mg/kg**	**SW846 6020**	**02/25-02/26/10**	**LV2EJ1A1**
		Dilution Factor: 1		Analysis Time..: 17:14	Analyst ID.....: 001637	
		Instrument ID..: I8		MDL.....: 0.074		
Vanadium	**26.3**	**1.3**	**mg/kg**	**SW846 6020**	**02/25-02/26/10**	**LV2EJ1A2**
		Dilution Factor: 1		Analysis Time..: 17:14	Analyst ID.....: 001637	
		Instrument ID..: I8		MDL.....: 0.057		
Zinc	**54.1 B**	**5.3**	**mg/kg**	**SW846 6020**	**02/25-02/26/10**	**LV2EJ1A3**
		Dilution Factor: 1		Analysis Time..: 17:14	Analyst ID.....: 001637	
		Instrument ID..: I8		MDL.....: 1.3		

NOTE(S):

Results and reporting limits have been adjusted for dry weight.

J Estimated Result: Result is less than RL and greater than or equal to the MDL.

B Blank contamination: Target analyte was detected at a reportable level.

Science Applications International Corp

Client Sample ID: CPCSS-037-5015-SO

TOTAL Metals

Lot-Sample #...: A0B240490-013 **Matrix.....:** SO
Date Sampled...: 02/23/10 14:50 **Date Received..:** 02/24/10
% Moisture.....: 34

PARAMETER	RESULT	REPORTING LIMIT	UNITS	METHOD	PREPARATION-ANALYSIS DATE	WORK ORDER #
Prep Batch #...: 0056021						
Silver	**0.062 J**	**0.76**	**mg/kg**	**SW846 6020**	**02/25-02/26/10**	**LV2FA1AK**
		Dilution Factor: 1		Analysis Time..: 17:19	Analyst ID.....: 001637	
		Instrument ID..: I8		MDL.....: 0.0040		
Aluminum	**11900**	**152**	**mg/kg**	**SW846 6020**	**02/25-03/01/10**	**LV2FA1AL**
		Dilution Factor: 10		Analysis Time..: 13:13	Analyst ID.....: 001637	
		Instrument ID..: I8		MDL.....: 37.9		
Arsenic	**6.7**	**0.76**	**mg/kg**	**SW846 6020**	**02/25-02/26/10**	**LV2FA1AM**
		Dilution Factor: 1		Analysis Time..: 17:19	Analyst ID.....: 001637	
		Instrument ID..: I8		MDL.....: 0.079		
Barium	**57.6**	**1.5**	**mg/kg**	**SW846 6020**	**02/25-02/26/10**	**LV2FA1AN**
		Dilution Factor: 1		Analysis Time..: 17:19	Analyst ID.....: 001637	
		Instrument ID..: I8		MDL.....: 0.20		
Beryllium	**0.58**	**0.15**	**mg/kg**	**SW846 6020**	**02/25-02/26/10**	**LV2FA1AP**
		Dilution Factor: 1		Analysis Time..: 17:19	Analyst ID.....: 001637	
		Instrument ID..: I8		MDL.....: 0.0053		
Calcium	**725**	**304**	**mg/kg**	**SW846 6020**	**02/25-02/26/10**	**LV2FA1AQ**
		Dilution Factor: 1		Analysis Time..: 17:19	Analyst ID.....: 001637	
		Instrument ID..: I8		MDL.....: 60.9		
Cadmium	**0.26 J**	**0.30**	**mg/kg**	**SW846 6020**	**02/25-02/26/10**	**LV2FA1AR**
		Dilution Factor: 1		Analysis Time..: 17:19	Analyst ID.....: 001637	
		Instrument ID..: I8		MDL.....: 0.0047		
Cobalt	**8.1**	**0.76**	**mg/kg**	**SW846 6020**	**02/25-02/26/10**	**LV2FA1AT**
		Dilution Factor: 1		Analysis Time..: 17:19	Analyst ID.....: 001637	
		Instrument ID..: I8		MDL.....: 0.0068		
Chromium	**14.6**	**0.76**	**mg/kg**	**SW846 6020**	**02/25-02/26/10**	**LV2FA1AU**
		Dilution Factor: 1		Analysis Time..: 17:19	Analyst ID.....: 001637	
		Instrument ID..: I8		MDL.....: 0.24		
Copper	**14.0**	**0.76**	**mg/kg**	**SW846 6020**	**02/25-02/26/10**	**LV2FA1AV**
		Dilution Factor: 1		Analysis Time..: 17:19	Analyst ID.....: 001637	
		Instrument ID..: I8		MDL.....: 0.17		

(Continued on next page)

Science Applications International Corp

Client Sample ID: CPCSS-037-5015-SO

TOTAL Metals

Lot-Sample #...: A0B240490-013 **Matrix.....:** SO

PARAMETER	RESULT	REPORTING LIMIT	UNITS	METHOD	PREPARATION-ANALYSIS DATE	WORK ORDER #
Iron	**19300**	**76.1**	**mg/kg**	**SW846 6020**	**02/25-02/26/10**	**LV2FA1AW**
		Dilution Factor: 1		Analysis Time..: 17:19	Analyst ID.....: 001637	
		Instrument ID..: I8		MDL.....: 16.6		
Mercury	**0.045 J**	**0.15**	**mg/kg**	**SW846 7471A**	**02/25/10**	**LV2FA1AF**
		Dilution Factor: 1		Analysis Time..: 13:19	Analyst ID.....: 001576	
		Instrument ID..: H1		MDL.....: 0.021		
Potassium	**788**	**152**	**mg/kg**	**SW846 6020**	**02/25-02/26/10**	**LV2FA1AX**
		Dilution Factor: 1		Analysis Time..: 17:19	Analyst ID.....: 001637	
		Instrument ID..: I8		MDL.....: 5.7		
Magnesium	**2370**	**152**	**mg/kg**	**SW846 6020**	**02/25-02/26/10**	**LV2FA1A0**
		Dilution Factor: 1		Analysis Time..: 17:19	Analyst ID.....: 001637	
		Instrument ID..: I8		MDL.....: 13.5		
Manganese	**242**	**1.5**	**mg/kg**	**SW846 6020**	**02/25-02/26/10**	**LV2FA1A1**
		Dilution Factor: 1		Analysis Time..: 17:19	Analyst ID.....: 001637	
		Instrument ID..: I8		MDL.....: 0.24		
Sodium	**62.8 J**	**152**	**mg/kg**	**SW846 6020**	**02/25-02/26/10**	**LV2FA1A2**
		Dilution Factor: 1		Analysis Time..: 17:19	Analyst ID.....: 001637	
		Instrument ID..: I8		MDL.....: 21.3		
Nickel	**16.5**	**1.5**	**mg/kg**	**SW846 6020**	**02/25-02/26/10**	**LV2FA1A3**
		Dilution Factor: 1		Analysis Time..: 17:19	Analyst ID.....: 001637	
		Instrument ID..: I8		MDL.....: 0.13		
Lead	**14.2**	**0.46**	**mg/kg**	**SW846 6020**	**02/25-02/26/10**	**LV2FA1A4**
		Dilution Factor: 1		Analysis Time..: 17:19	Analyst ID.....: 001637	
		Instrument ID..: I8		MDL.....: 0.11		
Antimony	ND	0.76	mg/kg	SW846 6020	02/25-02/26/10	LV2FA1A5
		Dilution Factor: 1		Analysis Time..: 17:19	Analyst ID.....: 001637	
		Instrument ID..: I8		MDL.....: 0.094		
Selenium	**0.92**	**0.76**	**mg/kg**	**SW846 6020**	**02/25-02/26/10**	**LV2FA1AA**
		Dilution Factor: 1		Analysis Time..: 17:19	Analyst ID.....: 001637	
		Instrument ID..: I8		MDL.....: 0.032		

(Continued on next page)

Science Applications International Corp

Client Sample ID: CPCSS-037-5015-SO

TOTAL Metals

Lot-Sample #...: A0B240490-013 **Matrix.....:** SO

PARAMETER	RESULT	REPORTING LIMIT	UNITS	METHOD	PREPARATION-ANALYSIS DATE	WORK ORDER #
Thallium	**0.17 J**	**0.30**	**mg/kg**	**SW846 6020**	**02/25-02/26/10**	**LV2FA1AC**
		Dilution Factor: 1		Analysis Time..: 17:19	Analyst ID.....: 001637	
		Instrument ID..: I8		MDL.....: 0.086		
Vanadium	**18.7**	**1.5**	**mg/kg**	**SW846 6020**	**02/25-02/26/10**	**LV2FA1AD**
		Dilution Factor: 1		Analysis Time..: 17:19	Analyst ID.....: 001637	
		Instrument ID..: I8		MDL.....: 0.066		
Zinc	**60.8 B**	**6.1**	**mg/kg**	**SW846 6020**	**02/25-02/26/10**	**LV2FA1AE**
		Dilution Factor: 1		Analysis Time..: 17:19	Analyst ID.....: 001637	
		Instrument ID..: I8		MDL.....: 1.5		

NOTE(S):

Results and reporting limits have been adjusted for dry weight.

J Estimated Result: Result is less than RL and greater than or equal to the MDL.

B Blank contamination: Target analyte was detected at a reportable level.

Science Applications International Corp

Client Sample ID: CPCSS-037-6041-FD

TOTAL Metals

Lot-Sample #...: A0B240490-014 **Matrix.....:** SO
Date Sampled...: 02/23/10 14:50 **Date Received..:** 02/24/10
% Moisture.....: 33

PARAMETER	RESULT	REPORTING LIMIT	UNITS	METHOD	PREPARATION-ANALYSIS DATE	WORK ORDER #
Prep Batch #...: 0056021						
Silver	**0.043 J**	**0.74**	**mg/kg**	**SW846 6020**	**02/25-02/26/10**	**LV2FD1AR**
		Dilution Factor: 1		Analysis Time..: 17:23	Analyst ID.....: 001637	
		Instrument ID..: I8		MDL.....: 0.0039		
Aluminum	**10800**	**148**	**mg/kg**	**SW846 6020**	**02/25-03/01/10**	**LV2FD1AT**
		Dilution Factor: 10		Analysis Time..: 13:18	Analyst ID.....: 001637	
		Instrument ID..: I8		MDL.....: 36.9		
Arsenic	**6.0**	**0.74**	**mg/kg**	**SW846 6020**	**02/25-02/26/10**	**LV2FD1AU**
		Dilution Factor: 1		Analysis Time..: 17:23	Analyst ID.....: 001637	
		Instrument ID..: I8		MDL.....: 0.077		
Barium	**64.5**	**1.5**	**mg/kg**	**SW846 6020**	**02/25-02/26/10**	**LV2FD1AV**
		Dilution Factor: 1		Analysis Time..: 17:23	Analyst ID.....: 001637	
		Instrument ID..: I8		MDL.....: 0.19		
Beryllium	**0.51**	**0.15**	**mg/kg**	**SW846 6020**	**02/25-02/26/10**	**LV2FD1AW**
		Dilution Factor: 1		Analysis Time..: 17:23	Analyst ID.....: 001637	
		Instrument ID..: I8		MDL.....: 0.0052		
Calcium	**689**	**297**	**mg/kg**	**SW846 6020**	**02/25-02/26/10**	**LV2FD1AX**
		Dilution Factor: 1		Analysis Time..: 17:23	Analyst ID.....: 001637	
		Instrument ID..: I8		MDL.....: 59.4		
Cadmium	**0.20 J**	**0.30**	**mg/kg**	**SW846 6020**	**02/25-02/26/10**	**LV2FD1A0**
		Dilution Factor: 1		Analysis Time..: 17:23	Analyst ID.....: 001637	
		Instrument ID..: I8		MDL.....: 0.0046		
Cobalt	**8.8**	**0.74**	**mg/kg**	**SW846 6020**	**02/25-02/26/10**	**LV2FD1A1**
		Dilution Factor: 1		Analysis Time..: 17:23	Analyst ID.....: 001637	
		Instrument ID..: I8		MDL.....: 0.0067		
Chromium	**12.6**	**0.74**	**mg/kg**	**SW846 6020**	**02/25-02/26/10**	**LV2FD1A2**
		Dilution Factor: 1		Analysis Time..: 17:23	Analyst ID.....: 001637	
		Instrument ID..: I8		MDL.....: 0.24		
Copper	**10.2**	**0.74**	**mg/kg**	**SW846 6020**	**02/25-02/26/10**	**LV2FD1A3**
		Dilution Factor: 1		Analysis Time..: 17:23	Analyst ID.....: 001637	
		Instrument ID..: I8		MDL.....: 0.16		

(Continued on next page)

Science Applications International Corp

Client Sample ID: CPCSS-037-6041-FD

TOTAL Metals

Lot-Sample #...: A0B240490-014 **Matrix.....:** SO

PARAMETER	RESULT	REPORTING LIMIT	UNITS	METHOD	PREPARATION-ANALYSIS DATE	WORK ORDER #
Iron	**18000**	**74.2**	**mg/kg**	**SW846 6020**	**02/25-02/26/10**	**LV2FD1A4**
		Dilution Factor: 1		Analysis Time..: 17:23	Analyst ID.....: 001637	
		Instrument ID..: I8		MDL.....: 16.2		
Mercury	**0.063 J**	**0.15**	**mg/kg**	**SW846 7471A**	**02/25/10**	**LV2FD1AM**
		Dilution Factor: 1		Analysis Time..: 13:06	Analyst ID.....: 001576	
		Instrument ID..: H1		MDL.....: 0.021		
Potassium	**560**	**148**	**mg/kg**	**SW846 6020**	**02/25-02/26/10**	**LV2FD1A5**
		Dilution Factor: 1		Analysis Time..: 17:23	Analyst ID.....: 001637	
		Instrument ID..: I8		MDL.....: 5.6		
Magnesium	**2080**	**148**	**mg/kg**	**SW846 6020**	**02/25-02/26/10**	**LV2FD1AA**
		Dilution Factor: 1		Analysis Time..: 17:23	Analyst ID.....: 001637	
		Instrument ID..: I8		MDL.....: 13.2		
Manganese	**238**	**1.5**	**mg/kg**	**SW846 6020**	**02/25-02/26/10**	**LV2FD1AC**
		Dilution Factor: 1		Analysis Time..: 17:23	Analyst ID.....: 001637	
		Instrument ID..: I8		MDL.....: 0.24		
Sodium	**66.8 J**	**148**	**mg/kg**	**SW846 6020**	**02/25-02/26/10**	**LV2FD1AD**
		Dilution Factor: 1		Analysis Time..: 17:23	Analyst ID.....: 001637	
		Instrument ID..: I8		MDL.....: 20.8		
Nickel	**14.3**	**1.5**	**mg/kg**	**SW846 6020**	**02/25-02/26/10**	**LV2FD1AE**
		Dilution Factor: 1		Analysis Time..: 17:23	Analyst ID.....: 001637	
		Instrument ID..: I8		MDL.....: 0.13		
Lead	**12.7**	**0.45**	**mg/kg**	**SW846 6020**	**02/25-02/26/10**	**LV2FD1AF**
		Dilution Factor: 1		Analysis Time..: 17:23	Analyst ID.....: 001637	
		Instrument ID..: I8		MDL.....: 0.10		
Antimony	ND	0.74	mg/kg	SW846 6020	02/25-02/26/10	LV2FD1AG
		Dilution Factor: 1		Analysis Time..: 17:23	Analyst ID.....: 001637	
		Instrument ID..: I8		MDL.....: 0.092		
Selenium	**0.76**	**0.74**	**mg/kg**	**SW846 6020**	**02/25-02/26/10**	**LV2FD1AH**
		Dilution Factor: 1		Analysis Time..: 17:23	Analyst ID.....: 001637	
		Instrument ID..: I8		MDL.....: 0.031		

(Continued on next page)

Science Applications International Corp

Client Sample ID: CPCSS-037-6041-FD

TOTAL Metals

Lot-Sample #...: A0B240490-014 **Matrix.....:** SO

PARAMETER	RESULT	REPORTING LIMIT	UNITS	METHOD	PREPARATION-ANALYSIS DATE	WORK ORDER #
Thallium	**0.18 J**	**0.30**	**mg/kg**	**SW846 6020**	**02/25-02/26/10**	**LV2FD1AJ**
		Dilution Factor: 1		Analysis Time..: 17:23	Analyst ID.....: 001637	
		Instrument ID..: I8		MDL.....: 0.083		
Vanadium	**18.4**	**1.5**	**mg/kg**	**SW846 6020**	**02/25-02/26/10**	**LV2FD1AK**
		Dilution Factor: 1		Analysis Time..: 17:23	Analyst ID.....: 001637	
		Instrument ID..: I8		MDL.....: 0.064		
Zinc	**48.3 B**	**5.9**	**mg/kg**	**SW846 6020**	**02/25-02/26/10**	**LV2FD1AL**
		Dilution Factor: 1		Analysis Time..: 17:23	Analyst ID.....: 001637	
		Instrument ID..: I8		MDL.....: 1.5		

NOTE(S):

Results and reporting limits have been adjusted for dry weight.

J Estimated Result: Result is less than RL and greater than or equal to the MDL.

B Blank contamination: Target analyte was detected at a reportable level.

Science Applications International Corp

Client Sample ID: CPCSS-038-5016-SO

TOTAL Metals

Lot-Sample #...: A0B240490-015 **Matrix.....:** SO
Date Sampled...: 02/23/10 10:50 **Date Received..:** 02/24/10
% Moisture.....: 23

PARAMETER	RESULT	REPORTING LIMIT	UNITS	METHOD	PREPARATION-ANALYSIS DATE	WORK ORDER #
Prep Batch #...: 0056021						
Silver	**0.034 J**	**0.65**	**mg/kg**	**SW846 6020**	**02/25-02/26/10**	**LV2FG1A0**
		Dilution Factor: 1		Analysis Time..: 17:28	Analyst ID.....: 001637	
		Instrument ID..: I8		MDL.....: 0.0034		
Aluminum	**13200**	**130**	**mg/kg**	**SW846 6020**	**02/25-03/01/10**	**LV2FG1A1**
		Dilution Factor: 10		Analysis Time..: 13:22	Analyst ID.....: 001637	
		Instrument ID..: I8		MDL.....: 32.3		
Arsenic	**11.2**	**0.65**	**mg/kg**	**SW846 6020**	**02/25-02/26/10**	**LV2FG1A2**
		Dilution Factor: 1		Analysis Time..: 17:28	Analyst ID.....: 001637	
		Instrument ID..: I8		MDL.....: 0.068		
Barium	**43.3**	**1.3**	**mg/kg**	**SW846 6020**	**02/25-02/26/10**	**LV2FG1A3**
		Dilution Factor: 1		Analysis Time..: 17:28	Analyst ID.....: 001637	
		Instrument ID..: I8		MDL.....: 0.17		
Beryllium	**0.41**	**0.13**	**mg/kg**	**SW846 6020**	**02/25-02/26/10**	**LV2FG1A4**
		Dilution Factor: 1		Analysis Time..: 17:28	Analyst ID.....: 001637	
		Instrument ID..: I8		MDL.....: 0.0045		
Calcium	**279**	**259**	**mg/kg**	**SW846 6020**	**02/25-02/26/10**	**LV2FG1A5**
		Dilution Factor: 1		Analysis Time..: 17:28	Analyst ID.....: 001637	
		Instrument ID..: I8		MDL.....: 52.0		
Cadmium	**0.058 J**	**0.26**	**mg/kg**	**SW846 6020**	**02/25-02/26/10**	**LV2FG1AA**
		Dilution Factor: 1		Analysis Time..: 17:28	Analyst ID.....: 001637	
		Instrument ID..: I8		MDL.....: 0.0040		
Cobalt	**7.6**	**0.65**	**mg/kg**	**SW846 6020**	**02/25-02/26/10**	**LV2FG1AC**
		Dilution Factor: 1		Analysis Time..: 17:28	Analyst ID.....: 001637	
		Instrument ID..: I8		MDL.....: 0.0058		
Chromium	**17.2**	**0.65**	**mg/kg**	**SW846 6020**	**02/25-02/26/10**	**LV2FG1AD**
		Dilution Factor: 1		Analysis Time..: 17:28	Analyst ID.....: 001637	
		Instrument ID..: I8		MDL.....: 0.21		
Copper	**14.4**	**0.65**	**mg/kg**	**SW846 6020**	**02/25-02/26/10**	**LV2FG1AE**
		Dilution Factor: 1		Analysis Time..: 17:28	Analyst ID.....: 001637	
		Instrument ID..: I8		MDL.....: 0.14		

(Continued on next page)

Science Applications International Corp

Client Sample ID: CPCSS-038-5016-SO

TOTAL Metals

Lot-Sample #...: A0B240490-015 **Matrix.....:** SO

PARAMETER	RESULT	REPORTING LIMIT	UNITS	METHOD	PREPARATION-ANALYSIS DATE	WORK ORDER #
Iron	**25700**	**64.9**	**mg/kg**	**SW846 6020**	**02/25-02/26/10**	**LV2FG1AF**
		Dilution Factor: 1		Analysis Time..: 17:28	Analyst ID.....: 001637	
		Instrument ID..: I8		MDL.....: 14.2		
Mercury	**0.052 J**	**0.13**	**mg/kg**	**SW846 7471A**	**02/25/10**	**LV2FG1AU**
		Dilution Factor: 1		Analysis Time..: 13:14	Analyst ID.....: 001576	
		Instrument ID..: H1		MDL.....: 0.018		
Potassium	**785**	**130**	**mg/kg**	**SW846 6020**	**02/25-02/26/10**	**LV2FG1AG**
		Dilution Factor: 1		Analysis Time..: 17:28	Analyst ID.....: 001637	
		Instrument ID..: I8		MDL.....: 4.9		
Magnesium	**2930**	**130**	**mg/kg**	**SW846 6020**	**02/25-02/26/10**	**LV2FG1AH**
		Dilution Factor: 1		Analysis Time..: 17:28	Analyst ID.....: 001637	
		Instrument ID..: I8		MDL.....: 11.5		
Manganese	**200**	**1.3**	**mg/kg**	**SW846 6020**	**02/25-02/26/10**	**LV2FG1AJ**
		Dilution Factor: 1		Analysis Time..: 17:28	Analyst ID.....: 001637	
		Instrument ID..: I8		MDL.....: 0.21		
Sodium	**51.0 J**	**130**	**mg/kg**	**SW846 6020**	**02/25-02/26/10**	**LV2FG1AK**
		Dilution Factor: 1		Analysis Time..: 17:28	Analyst ID.....: 001637	
		Instrument ID..: I8		MDL.....: 18.2		
Nickel	**18.0**	**1.3**	**mg/kg**	**SW846 6020**	**02/25-02/26/10**	**LV2FG1AL**
		Dilution Factor: 1		Analysis Time..: 17:28	Analyst ID.....: 001637	
		Instrument ID..: I8		MDL.....: 0.11		
Lead	**12.0**	**0.39**	**mg/kg**	**SW846 6020**	**02/25-02/26/10**	**LV2FG1AM**
		Dilution Factor: 1		Analysis Time..: 17:28	Analyst ID.....: 001637	
		Instrument ID..: I8		MDL.....: 0.091		
Antimony	ND	0.65	mg/kg	SW846 6020	02/25-02/26/10	LV2FG1AN
		Dilution Factor: 1		Analysis Time..: 17:28	Analyst ID.....: 001637	
		Instrument ID..: I8		MDL.....: 0.080		
Selenium	**0.63 J**	**0.65**	**mg/kg**	**SW846 6020**	**02/25-02/26/10**	**LV2FG1AP**
		Dilution Factor: 1		Analysis Time..: 17:28	Analyst ID.....: 001637	
		Instrument ID..: I8		MDL.....: 0.027		

(Continued on next page)

Science Applications International Corp

Client Sample ID: CPCSS-038-5016-SO

TOTAL Metals

Lot-Sample #...: A0B240490-015 **Matrix.....:** SO

PARAMETER	RESULT	REPORTING LIMIT	UNITS	METHOD	PREPARATION-ANALYSIS DATE	WORK ORDER #
Thallium	**0.18 J**	**0.26**	**mg/kg**	**SW846 6020**	**02/25-02/26/10**	**LV2FG1AQ**
		Dilution Factor: 1		Analysis Time..: 17:28	Analyst ID.....: 001637	
		Instrument ID..: I8		MDL.....: 0.073		
Vanadium	**21.5**	**1.3**	**mg/kg**	**SW846 6020**	**02/25-02/26/10**	**LV2FG1AR**
		Dilution Factor: 1		Analysis Time..: 17:28	Analyst ID.....: 001637	
		Instrument ID..: I8		MDL.....: 0.056		
Zinc	**49.1 B**	**5.2**	**mg/kg**	**SW846 6020**	**02/25-02/26/10**	**LV2FG1AT**
		Dilution Factor: 1		Analysis Time..: 17:28	Analyst ID.....: 001637	
		Instrument ID..: I8		MDL.....: 1.3		

NOTE(S):

Results and reporting limits have been adjusted for dry weight.

J Estimated Result: Result is less than RL and greater than or equal to the MDL.

B Blank contamination: Target analyte was detected at a reportable level.

Science Applications International Corp

Client Sample ID: CPCSS-039-5017-SO

TOTAL Metals

Lot-Sample #...: A0B240490-016 **Matrix.....:** SO
Date Sampled...: 02/23/10 11:50 **Date Received..:** 02/24/10
% Moisture.....: 20

PARAMETER	RESULT	REPORTING LIMIT	UNITS	METHOD	PREPARATION-ANALYSIS DATE	WORK ORDER #
Prep Batch #...: 0056021						
Silver	**0.021 J**	**0.63**	**mg/kg**	**SW846 6020**	**02/25-02/26/10**	**LV2FH1AG**
		Dilution Factor: 1		Analysis Time..: 17:33	Analyst ID.....: 001637	
		Instrument ID..: I8		MDL.....: 0.0033		
Aluminum	**8790**	**126**	**mg/kg**	**SW846 6020**	**02/25-03/01/10**	**LV2FH1AH**
		Dilution Factor: 10		Analysis Time..: 13:27	Analyst ID.....: 001637	
		Instrument ID..: I8		MDL.....: 31.3		
Arsenic	**11.0**	**0.63**	**mg/kg**	**SW846 6020**	**02/25-02/26/10**	**LV2FH1AJ**
		Dilution Factor: 1		Analysis Time..: 17:33	Analyst ID.....: 001637	
		Instrument ID..: I8		MDL.....: 0.066		
Barium	**38.7**	**1.3**	**mg/kg**	**SW846 6020**	**02/25-02/26/10**	**LV2FH1AK**
		Dilution Factor: 1		Analysis Time..: 17:33	Analyst ID.....: 001637	
		Instrument ID..: I8		MDL.....: 0.16		
Beryllium	**0.58**	**0.13**	**mg/kg**	**SW846 6020**	**02/25-02/26/10**	**LV2FH1AL**
		Dilution Factor: 1		Analysis Time..: 17:33	Analyst ID.....: 001637	
		Instrument ID..: I8		MDL.....: 0.0044		
Calcium	**1500**	**251**	**mg/kg**	**SW846 6020**	**02/25-02/26/10**	**LV2FH1AM**
		Dilution Factor: 1		Analysis Time..: 17:33	Analyst ID.....: 001637	
		Instrument ID..: I8		MDL.....: 50.3		
Cadmium	**0.10 J**	**0.25**	**mg/kg**	**SW846 6020**	**02/25-02/26/10**	**LV2FH1AN**
		Dilution Factor: 1		Analysis Time..: 17:33	Analyst ID.....: 001637	
		Instrument ID..: I8		MDL.....: 0.0039		
Cobalt	**10.9**	**0.63**	**mg/kg**	**SW846 6020**	**02/25-02/26/10**	**LV2FH1AP**
		Dilution Factor: 1		Analysis Time..: 17:33	Analyst ID.....: 001637	
		Instrument ID..: I8		MDL.....: 0.0057		
Chromium	**11.7**	**0.63**	**mg/kg**	**SW846 6020**	**02/25-02/26/10**	**LV2FH1AQ**
		Dilution Factor: 1		Analysis Time..: 17:33	Analyst ID.....: 001637	
		Instrument ID..: I8		MDL.....: 0.20		
Copper	**19.9**	**0.63**	**mg/kg**	**SW846 6020**	**02/25-02/26/10**	**LV2FH1AR**
		Dilution Factor: 1		Analysis Time..: 17:33	Analyst ID.....: 001637	
		Instrument ID..: I8		MDL.....: 0.14		

(Continued on next page)

Science Applications International Corp

Client Sample ID: CPCSS-039-5017-SO

TOTAL Metals

Lot-Sample #...: A0B240490-016 **Matrix.....:** SO

PARAMETER	RESULT	REPORTING LIMIT	UNITS	METHOD	PREPARATION-ANALYSIS DATE	WORK ORDER #
Iron	**18700**	**62.8**	**mg/kg**	**SW846 6020**	**02/25-02/26/10**	**LV2FH1AT**
		Dilution Factor: 1		Analysis Time..: 17:33	Analyst ID.....: 001637	
		Instrument ID..: I8		MDL.....: 13.7		
Mercury	**0.023 J**	**0.13**	**mg/kg**	**SW846 7471A**	**02/25/10**	**LV2FH1A7**
		Dilution Factor: 1		Analysis Time..: 13:02	Analyst ID.....: 001576	
		Instrument ID..: H1		MDL.....: 0.018		
Potassium	**612**	**126**	**mg/kg**	**SW846 6020**	**02/25-02/26/10**	**LV2FH1AU**
		Dilution Factor: 1		Analysis Time..: 17:33	Analyst ID.....: 001637	
		Instrument ID..: I8		MDL.....: 4.7		
Magnesium	**1980**	**126**	**mg/kg**	**SW846 6020**	**02/25-02/26/10**	**LV2FH1AV**
		Dilution Factor: 1		Analysis Time..: 17:33	Analyst ID.....: 001637	
		Instrument ID..: I8		MDL.....: 11.2		
Manganese	**186**	**1.3**	**mg/kg**	**SW846 6020**	**02/25-02/26/10**	**LV2FH1AW**
		Dilution Factor: 1		Analysis Time..: 17:33	Analyst ID.....: 001637	
		Instrument ID..: I8		MDL.....: 0.20		
Sodium	**48.8 J**	**126**	**mg/kg**	**SW846 6020**	**02/25-02/26/10**	**LV2FH1AX**
		Dilution Factor: 1		Analysis Time..: 17:33	Analyst ID.....: 001637	
		Instrument ID..: I8		MDL.....: 17.6		
Nickel	**17.6**	**1.3**	**mg/kg**	**SW846 6020**	**02/25-02/26/10**	**LV2FH1A0**
		Dilution Factor: 1		Analysis Time..: 17:33	Analyst ID.....: 001637	
		Instrument ID..: I8		MDL.....: 0.11		
Lead	**11.8**	**0.38**	**mg/kg**	**SW846 6020**	**02/25-02/26/10**	**LV2FH1A1**
		Dilution Factor: 1		Analysis Time..: 17:33	Analyst ID.....: 001637	
		Instrument ID..: I8		MDL.....: 0.089		
Antimony	ND	0.63	mg/kg	SW846 6020	02/25-02/26/10	LV2FH1A2
		Dilution Factor: 1		Analysis Time..: 17:33	Analyst ID.....: 001637	
		Instrument ID..: I8		MDL.....: 0.078		
Selenium	**0.89**	**0.63**	**mg/kg**	**SW846 6020**	**02/25-02/26/10**	**LV2FH1A3**
		Dilution Factor: 1		Analysis Time..: 17:33	Analyst ID.....: 001637	
		Instrument ID..: I8		MDL.....: 0.026		

(Continued on next page)

Science Applications International Corp

Client Sample ID: CPCSS-039-5017-SO

TOTAL Metals

Lot-Sample #...: A0B240490-016 **Matrix.....:** SO

PARAMETER	RESULT	REPORTING LIMIT	UNITS	METHOD	PREPARATION-ANALYSIS DATE	WORK ORDER #
Thallium	**0.11 J**	**0.25**	**mg/kg**	**SW846 6020**	**02/25-02/26/10**	**LV2FH1A4**
		Dilution Factor: 1		Analysis Time..: 17:33	Analyst ID.....: 001637	
		Instrument ID..: I8		MDL.....: 0.071		
Vanadium	**14.1**	**1.3**	**mg/kg**	**SW846 6020**	**02/25-02/26/10**	**LV2FH1A5**
		Dilution Factor: 1		Analysis Time..: 17:33	Analyst ID.....: 001637	
		Instrument ID..: I8		MDL.....: 0.054		
Zinc	**54.6 B**	**5.0**	**mg/kg**	**SW846 6020**	**02/25-02/26/10**	**LV2FH1A6**
		Dilution Factor: 1		Analysis Time..: 17:33	Analyst ID.....: 001637	
		Instrument ID..: I8		MDL.....: 1.3		

NOTE(S):

Results and reporting limits have been adjusted for dry weight.

J Estimated Result: Result is less than RL and greater than or equal to the MDL.

B Blank contamination: Target analyte was detected at a reportable level.

Science Applications International Corp

Client Sample ID: CPCSS-040-5018-SO

TOTAL Metals

Lot-Sample #...: A0B240490-017 **Matrix.....:** SO
Date Sampled...: 02/23/10 13:00 **Date Received..:** 02/24/10
% Moisture.....: 25

PARAMETER	RESULT	REPORTING LIMIT	UNITS	METHOD	PREPARATION-ANALYSIS DATE	WORK ORDER #
Prep Batch #...: 0056021						
Silver	**0.040 J**	**0.67**	**mg/kg**	**SW846 6020**	**02/25-02/26/10**	**LV2FK1A0**
		Dilution Factor: 1		Analysis Time..: 17:37	Analyst ID.....: 001637	
		Instrument ID..: I8		MDL.....: 0.0035		
Aluminum	**10900**	**134**	**mg/kg**	**SW846 6020**	**02/25-03/01/10**	**LV2FK1A1**
		Dilution Factor: 10		Analysis Time..: 13:41	Analyst ID.....: 001637	
		Instrument ID..: I8		MDL.....: 33.4		
Arsenic	**6.2**	**0.67**	**mg/kg**	**SW846 6020**	**02/25-02/26/10**	**LV2FK1A2**
		Dilution Factor: 1		Analysis Time..: 17:37	Analyst ID.....: 001637	
		Instrument ID..: I8		MDL.....: 0.070		
Barium	**62.9**	**1.3**	**mg/kg**	**SW846 6020**	**02/25-02/26/10**	**LV2FK1A3**
		Dilution Factor: 1		Analysis Time..: 17:37	Analyst ID.....: 001637	
		Instrument ID..: I8		MDL.....: 0.17		
Beryllium	**0.37**	**0.13**	**mg/kg**	**SW846 6020**	**02/25-02/26/10**	**LV2FK1A4**
		Dilution Factor: 1		Analysis Time..: 17:37	Analyst ID.....: 001637	
		Instrument ID..: I8		MDL.....: 0.0047		
Calcium	**290**	**268**	**mg/kg**	**SW846 6020**	**02/25-02/26/10**	**LV2FK1A5**
		Dilution Factor: 1		Analysis Time..: 17:37	Analyst ID.....: 001637	
		Instrument ID..: I8		MDL.....: 53.7		
Cadmium	**0.10 J**	**0.27**	**mg/kg**	**SW846 6020**	**02/25-02/26/10**	**LV2FK1AA**
		Dilution Factor: 1		Analysis Time..: 17:37	Analyst ID.....: 001637	
		Instrument ID..: I8		MDL.....: 0.0042		
Cobalt	**8.1**	**0.67**	**mg/kg**	**SW846 6020**	**02/25-02/26/10**	**LV2FK1AC**
		Dilution Factor: 1		Analysis Time..: 17:37	Analyst ID.....: 001637	
		Instrument ID..: I8		MDL.....: 0.0060		
Chromium	**12.2**	**0.67**	**mg/kg**	**SW846 6020**	**02/25-02/26/10**	**LV2FK1AD**
		Dilution Factor: 1		Analysis Time..: 17:37	Analyst ID.....: 001637	
		Instrument ID..: I8		MDL.....: 0.21		
Copper	**5.4**	**0.67**	**mg/kg**	**SW846 6020**	**02/25-02/26/10**	**LV2FK1AE**
		Dilution Factor: 1		Analysis Time..: 17:37	Analyst ID.....: 001637	
		Instrument ID..: I8		MDL.....: 0.15		

(Continued on next page)

Science Applications International Corp

Client Sample ID: CPCSS-040-5018-SO

TOTAL Metals

Lot-Sample #...: A0B240490-017 **Matrix.....:** SO

PARAMETER	RESULT	REPORTING LIMIT	UNITS	METHOD	PREPARATION-ANALYSIS DATE	WORK ORDER #
Iron	**16700**	**67.1**	**mg/kg**	**SW846 6020**	**02/25-02/26/10**	**LV2FK1AF**
		Dilution Factor: 1		Analysis Time..: 17:37	Analyst ID.....: 001637	
		Instrument ID..: I8		MDL.....: 14.6		
Mercury	**0.052 J**	**0.13**	**mg/kg**	**SW846 7471A**	**02/25/10**	**LV2FK1AU**
		Dilution Factor: 1		Analysis Time..: 13:20	Analyst ID.....: 001576	
		Instrument ID..: H1		MDL.....: 0.019		
Potassium	**671**	**134**	**mg/kg**	**SW846 6020**	**02/25-02/26/10**	**LV2FK1AG**
		Dilution Factor: 1		Analysis Time..: 17:37	Analyst ID.....: 001637	
		Instrument ID..: I8		MDL.....: 5.0		
Magnesium	**1810**	**134**	**mg/kg**	**SW846 6020**	**02/25-02/26/10**	**LV2FK1AH**
		Dilution Factor: 1		Analysis Time..: 17:37	Analyst ID.....: 001637	
		Instrument ID..: I8		MDL.....: 11.9		
Manganese	**567**	**1.3**	**mg/kg**	**SW846 6020**	**02/25-02/26/10**	**LV2FK1AJ**
		Dilution Factor: 1		Analysis Time..: 17:37	Analyst ID.....: 001637	
		Instrument ID..: I8		MDL.....: 0.21		
Sodium	**47.6 J**	**134**	**mg/kg**	**SW846 6020**	**02/25-02/26/10**	**LV2FK1AK**
		Dilution Factor: 1		Analysis Time..: 17:37	Analyst ID.....: 001637	
		Instrument ID..: I8		MDL.....: 18.8		
Nickel	**10.8**	**1.3**	**mg/kg**	**SW846 6020**	**02/25-02/26/10**	**LV2FK1AL**
		Dilution Factor: 1		Analysis Time..: 17:37	Analyst ID.....: 001637	
		Instrument ID..: I8		MDL.....: 0.12		
Lead	**13.8**	**0.40**	**mg/kg**	**SW846 6020**	**02/25-02/26/10**	**LV2FK1AM**
		Dilution Factor: 1		Analysis Time..: 17:37	Analyst ID.....: 001637	
		Instrument ID..: I8		MDL.....: 0.095		
Antimony	ND	0.67	mg/kg	SW846 6020	02/25-02/26/10	LV2FK1AN
		Dilution Factor: 1		Analysis Time..: 17:37	Analyst ID.....: 001637	
		Instrument ID..: I8		MDL.....: 0.083		
Selenium	**0.68**	**0.67**	**mg/kg**	**SW846 6020**	**02/25-02/26/10**	**LV2FK1AP**
		Dilution Factor: 1		Analysis Time..: 17:37	Analyst ID.....: 001637	
		Instrument ID..: I8		MDL.....: 0.028		

(Continued on next page)

Science Applications International Corp

Client Sample ID: CPCSS-040-5018-SO

TOTAL Metals

Lot-Sample #...: A0B240490-017 **Matrix.....:** SO

PARAMETER	RESULT	REPORTING LIMIT	UNITS	METHOD	PREPARATION-ANALYSIS DATE	WORK ORDER #
Thallium	**0.20 J**	**0.27**	**mg/kg**	**SW846 6020**	**02/25-02/26/10**	**LV2FK1AQ**
		Dilution Factor: 1		Analysis Time..: 17:37	Analyst ID.....: 001637	
		Instrument ID..: I8		MDL.....: 0.075		
Vanadium	**17.6**	**1.3**	**mg/kg**	**SW846 6020**	**02/25-02/26/10**	**LV2FK1AR**
		Dilution Factor: 1		Analysis Time..: 17:37	Analyst ID.....: 001637	
		Instrument ID..: I8		MDL.....: 0.058		
Zinc	**51.8 B**	**5.4**	**mg/kg**	**SW846 6020**	**02/25-02/26/10**	**LV2FK1AT**
		Dilution Factor: 1		Analysis Time..: 17:37	Analyst ID.....: 001637	
		Instrument ID..: I8		MDL.....: 1.3		

NOTE(S):

Results and reporting limits have been adjusted for dry weight.

J Estimated Result: Result is less than RL and greater than or equal to the MDL.

B Blank contamination: Target analyte was detected at a reportable level.

Science Applications International Corp

Client Sample ID: CPCSS-041-5019-SO

TOTAL Metals

Lot-Sample #...: A0B240490-018 **Matrix.....:** SO
Date Sampled...: 02/23/10 08:45 **Date Received..:** 02/24/10
% Moisture.....: 24

PARAMETER	RESULT	REPORTING LIMIT	UNITS	METHOD	PREPARATION-ANALYSIS DATE	WORK ORDER #
Prep Batch #...: 0056021						
Silver	**0.040 J**	**0.66**	**mg/kg**	**SW846 6020**	**02/25-02/26/10**	**LV2FM1AA**
		Dilution Factor: 1		Analysis Time..: 17:42	Analyst ID.....: 001637	
		Instrument ID..: I8		MDL.....: 0.0034		
Aluminum	**12400**	**132**	**mg/kg**	**SW846 6020**	**02/25-03/01/10**	**LV2FM1AC**
		Dilution Factor: 10		Analysis Time..: 13:46	Analyst ID.....: 001637	
		Instrument ID..: I8		MDL.....: 33.0		
Arsenic	**11.3**	**0.66**	**mg/kg**	**SW846 6020**	**02/25-02/26/10**	**LV2FM1AD**
		Dilution Factor: 1		Analysis Time..: 17:42	Analyst ID.....: 001637	
		Instrument ID..: I8		MDL.....: 0.069		
Barium	**47.3**	**1.3**	**mg/kg**	**SW846 6020**	**02/25-02/26/10**	**LV2FM1AE**
		Dilution Factor: 1		Analysis Time..: 17:42	Analyst ID.....: 001637	
		Instrument ID..: I8		MDL.....: 0.17		
Beryllium	**0.45**	**0.13**	**mg/kg**	**SW846 6020**	**02/25-02/26/10**	**LV2FM1AF**
		Dilution Factor: 1		Analysis Time..: 17:42	Analyst ID.....: 001637	
		Instrument ID..: I8		MDL.....: 0.0046		
Calcium	**975**	**265**	**mg/kg**	**SW846 6020**	**02/25-02/26/10**	**LV2FM1AG**
		Dilution Factor: 1		Analysis Time..: 17:42	Analyst ID.....: 001637	
		Instrument ID..: I8		MDL.....: 53.0		
Cadmium	**0.18 J**	**0.26**	**mg/kg**	**SW846 6020**	**02/25-02/26/10**	**LV2FM1AH**
		Dilution Factor: 1		Analysis Time..: 17:42	Analyst ID.....: 001637	
		Instrument ID..: I8		MDL.....: 0.0041		
Cobalt	**7.9**	**0.66**	**mg/kg**	**SW846 6020**	**02/25-02/26/10**	**LV2FM1AJ**
		Dilution Factor: 1		Analysis Time..: 17:42	Analyst ID.....: 001637	
		Instrument ID..: I8		MDL.....: 0.0060		
Chromium	**15.3**	**0.66**	**mg/kg**	**SW846 6020**	**02/25-02/26/10**	**LV2FM1AK**
		Dilution Factor: 1		Analysis Time..: 17:42	Analyst ID.....: 001637	
		Instrument ID..: I8		MDL.....: 0.21		
Copper	**11.9**	**0.66**	**mg/kg**	**SW846 6020**	**02/25-02/26/10**	**LV2FM1AL**
		Dilution Factor: 1		Analysis Time..: 17:42	Analyst ID.....: 001637	
		Instrument ID..: I8		MDL.....: 0.15		

(Continued on next page)

Science Applications International Corp

Client Sample ID: CPCSS-041-5019-SO

TOTAL Metals

Lot-Sample #...: A0B240490-018 **Matrix.....:** SO

PARAMETER	RESULT	REPORTING LIMIT	UNITS	METHOD	PREPARATION-ANALYSIS DATE	WORK ORDER #
Iron	**23800**	**66.2**	**mg/kg**	**SW846 6020**	**02/25-02/26/10**	**LV2FM1AM**
		Dilution Factor: 1		Analysis Time..: 17:42	Analyst ID.....: 001637	
		Instrument ID..: I8		MDL.....: 14.4		
Mercury	**0.047 J**	**0.13**	**mg/kg**	**SW846 7471A**	**02/25/10**	**LV2FM1A2**
		Dilution Factor: 1		Analysis Time..: 13:09	Analyst ID.....: 001576	
		Instrument ID..: H1		MDL.....: 0.019		
Potassium	**1090**	**132**	**mg/kg**	**SW846 6020**	**02/25-02/26/10**	**LV2FM1AN**
		Dilution Factor: 1		Analysis Time..: 17:42	Analyst ID.....: 001637	
		Instrument ID..: I8		MDL.....: 5.0		
Magnesium	**2350**	**132**	**mg/kg**	**SW846 6020**	**02/25-02/26/10**	**LV2FM1AP**
		Dilution Factor: 1		Analysis Time..: 17:42	Analyst ID.....: 001637	
		Instrument ID..: I8		MDL.....: 11.8		
Manganese	**468**	**1.3**	**mg/kg**	**SW846 6020**	**02/25-02/26/10**	**LV2FM1AQ**
		Dilution Factor: 1		Analysis Time..: 17:42	Analyst ID.....: 001637	
		Instrument ID..: I8		MDL.....: 0.21		
Sodium	**44.9 J**	**132**	**mg/kg**	**SW846 6020**	**02/25-02/26/10**	**LV2FM1AR**
		Dilution Factor: 1		Analysis Time..: 17:42	Analyst ID.....: 001637	
		Instrument ID..: I8		MDL.....: 18.6		
Nickel	**13.9**	**1.3**	**mg/kg**	**SW846 6020**	**02/25-02/26/10**	**LV2FM1AT**
		Dilution Factor: 1		Analysis Time..: 17:42	Analyst ID.....: 001637	
		Instrument ID..: I8		MDL.....: 0.11		
Lead	**17.4**	**0.40**	**mg/kg**	**SW846 6020**	**02/25-02/26/10**	**LV2FM1AU**
		Dilution Factor: 1		Analysis Time..: 17:42	Analyst ID.....: 001637	
		Instrument ID..: I8		MDL.....: 0.093		
Antimony	ND	0.66	mg/kg	SW846 6020	02/25-02/26/10	LV2FM1AV
		Dilution Factor: 1		Analysis Time..: 17:42	Analyst ID.....: 001637	
		Instrument ID..: I8		MDL.....: 0.082		
Selenium	**0.78**	**0.66**	**mg/kg**	**SW846 6020**	**02/25-02/26/10**	**LV2FM1AW**
		Dilution Factor: 1		Analysis Time..: 17:42	Analyst ID.....: 001637	
		Instrument ID..: I8		MDL.....: 0.027		

(Continued on next page)

Science Applications International Corp

Client Sample ID: CPCSS-041-5019-SO

TOTAL Metals

Lot-Sample #...: A0B240490-018 **Matrix.....:** SO

PARAMETER	RESULT	REPORTING LIMIT	UNITS	METHOD	PREPARATION-ANALYSIS DATE	WORK ORDER #
Thallium	**0.16 J**	**0.26**	**mg/kg**	**SW846 6020**	**02/25-02/26/10**	**LV2FM1AX**
		Dilution Factor: 1		Analysis Time..: 17:42	Analyst ID.....: 001637	
		Instrument ID..: I8		MDL.....: 0.074		
Vanadium	**21.6**	**1.3**	**mg/kg**	**SW846 6020**	**02/25-02/26/10**	**LV2FM1A0**
		Dilution Factor: 1		Analysis Time..: 17:42	Analyst ID.....: 001637	
		Instrument ID..: I8		MDL.....: 0.057		
Zinc	**57.8 B**	**5.3**	**mg/kg**	**SW846 6020**	**02/25-02/26/10**	**LV2FM1A1**
		Dilution Factor: 1		Analysis Time..: 17:42	Analyst ID.....: 001637	
		Instrument ID..: I8		MDL.....: 1.3		

NOTE(S):

Results and reporting limits have been adjusted for dry weight.

J Estimated Result: Result is less than RL and greater than or equal to the MDL.

B Blank contamination: Target analyte was detected at a reportable level.

Science Applications International Corp

Client Sample ID: CPCSS-042-5020-SO

TOTAL Metals

Lot-Sample #...: A0B240490-019 **Matrix.....:** SO
Date Sampled...: 02/23/10 08:50 **Date Received..:** 02/24/10
% Moisture.....: 27

PARAMETER	RESULT	REPORTING LIMIT	UNITS	METHOD	PREPARATION-ANALYSIS DATE	WORK ORDER #
Prep Batch #...: 0056021						
Silver	**0.057 J**	**0.69**	**mg/kg**	**SW846 6020**	**02/25-02/26/10**	**LV2FP1AA**
		Dilution Factor: 1		Analysis Time..: 17:47	Analyst ID.....: 001637	
		Instrument ID..: I8		MDL.....: 0.0036		
Aluminum	**9340**	**137**	**mg/kg**	**SW846 6020**	**02/25-03/01/10**	**LV2FP1AC**
		Dilution Factor: 10		Analysis Time..: 13:50	Analyst ID.....: 001637	
		Instrument ID..: I8		MDL.....: 34.2		
Arsenic	**7.1**	**0.69**	**mg/kg**	**SW846 6020**	**02/25-02/26/10**	**LV2FP1AD**
		Dilution Factor: 1		Analysis Time..: 17:47	Analyst ID.....: 001637	
		Instrument ID..: I8		MDL.....: 0.072		
Barium	**57.3**	**1.4**	**mg/kg**	**SW846 6020**	**02/25-02/26/10**	**LV2FP1AE**
		Dilution Factor: 1		Analysis Time..: 17:47	Analyst ID.....: 001637	
		Instrument ID..: I8		MDL.....: 0.18		
Beryllium	**0.37**	**0.14**	**mg/kg**	**SW846 6020**	**02/25-02/26/10**	**LV2FP1AF**
		Dilution Factor: 1		Analysis Time..: 17:47	Analyst ID.....: 001637	
		Instrument ID..: I8		MDL.....: 0.0048		
Calcium	**737**	**275**	**mg/kg**	**SW846 6020**	**02/25-02/26/10**	**LV2FP1AG**
		Dilution Factor: 1		Analysis Time..: 17:47	Analyst ID.....: 001637	
		Instrument ID..: I8		MDL.....: 55.0		
Cadmium	**0.17 J**	**0.27**	**mg/kg**	**SW846 6020**	**02/25-02/26/10**	**LV2FP1AH**
		Dilution Factor: 1		Analysis Time..: 17:47	Analyst ID.....: 001637	
		Instrument ID..: I8		MDL.....: 0.0043		
Cobalt	**6.5**	**0.69**	**mg/kg**	**SW846 6020**	**02/25-02/26/10**	**LV2FP1AJ**
		Dilution Factor: 1		Analysis Time..: 17:47	Analyst ID.....: 001637	
		Instrument ID..: I8		MDL.....: 0.0062		
Chromium	**12.5**	**0.69**	**mg/kg**	**SW846 6020**	**02/25-02/26/10**	**LV2FP1AK**
		Dilution Factor: 1		Analysis Time..: 17:47	Analyst ID.....: 001637	
		Instrument ID..: I8		MDL.....: 0.22		
Copper	**9.6**	**0.69**	**mg/kg**	**SW846 6020**	**02/25-02/26/10**	**LV2FP1AL**
		Dilution Factor: 1		Analysis Time..: 17:47	Analyst ID.....: 001637	
		Instrument ID..: I8		MDL.....: 0.15		

(Continued on next page)

Science Applications International Corp

Client Sample ID: CPCSS-042-5020-SO

TOTAL Metals

Lot-Sample #...: A0B240490-019 **Matrix.....:** SO

PARAMETER	RESULT	REPORTING LIMIT	UNITS	METHOD	PREPARATION-ANALYSIS DATE	WORK ORDER #
Iron	**16900**	**68.7**	**mg/kg**	**SW846 6020**	**02/25-02/26/10**	**LV2FP1AM**
		Dilution Factor: 1		Analysis Time..: 17:47	Analyst ID.....: 001637	
		Instrument ID..: I8		MDL.....: 15.0		
Mercury	**0.072 J**	**0.14**	**mg/kg**	**SW846 7471A**	**02/25/10**	**LV2FP1A2**
		Dilution Factor: 1		Analysis Time..: 13:00	Analyst ID.....: 001576	
		Instrument ID..: H1		MDL.....: 0.019		
Potassium	**786**	**137**	**mg/kg**	**SW846 6020**	**02/25-02/26/10**	**LV2FP1AN**
		Dilution Factor: 1		Analysis Time..: 17:47	Analyst ID.....: 001637	
		Instrument ID..: I8		MDL.....: 5.2		
Magnesium	**1970**	**137**	**mg/kg**	**SW846 6020**	**02/25-02/26/10**	**LV2FP1AP**
		Dilution Factor: 1		Analysis Time..: 17:47	Analyst ID.....: 001637	
		Instrument ID..: I8		MDL.....: 12.2		
Manganese	**326**	**1.4**	**mg/kg**	**SW846 6020**	**02/25-02/26/10**	**LV2FP1AQ**
		Dilution Factor: 1		Analysis Time..: 17:47	Analyst ID.....: 001637	
		Instrument ID..: I8		MDL.....: 0.22		
Sodium	**46.5 J**	**137**	**mg/kg**	**SW846 6020**	**02/25-02/26/10**	**LV2FP1AR**
		Dilution Factor: 1		Analysis Time..: 17:47	Analyst ID.....: 001637	
		Instrument ID..: I8		MDL.....: 19.2		
Nickel	**12.4**	**1.4**	**mg/kg**	**SW846 6020**	**02/25-02/26/10**	**LV2FP1AT**
		Dilution Factor: 1		Analysis Time..: 17:47	Analyst ID.....: 001637	
		Instrument ID..: I8		MDL.....: 0.12		
Lead	**31.3**	**0.41**	**mg/kg**	**SW846 6020**	**02/25-02/26/10**	**LV2FP1AU**
		Dilution Factor: 1		Analysis Time..: 17:47	Analyst ID.....: 001637	
		Instrument ID..: I8		MDL.....: 0.097		
Antimony	ND	0.69	mg/kg	SW846 6020	02/25-02/26/10	LV2FP1AV
		Dilution Factor: 1		Analysis Time..: 17:47	Analyst ID.....: 001637	
		Instrument ID..: I8		MDL.....: 0.085		
Selenium	**0.67 J**	**0.69**	**mg/kg**	**SW846 6020**	**02/25-02/26/10**	**LV2FP1AW**
		Dilution Factor: 1		Analysis Time..: 17:47	Analyst ID.....: 001637	
		Instrument ID..: I8		MDL.....: 0.028		

(Continued on next page)

Science Applications International Corp

Client Sample ID: CPCSS-042-5020-SO

TOTAL Metals

Lot-Sample #...: A0B240490-019 **Matrix.....:** SO

PARAMETER	RESULT	REPORTING LIMIT	UNITS	METHOD	PREPARATION-ANALYSIS DATE	WORK ORDER #
Thallium	**0.16 J**	**0.27**	**mg/kg**	**SW846 6020**	**02/25-02/26/10**	**LV2FP1AX**
		Dilution Factor: 1		Analysis Time..: 17:47	Analyst ID.....: 001637	
		Instrument ID..: I8		MDL.....: 0.077		
Vanadium	**18.4**	**1.4**	**mg/kg**	**SW846 6020**	**02/25-02/26/10**	**LV2FP1A0**
		Dilution Factor: 1		Analysis Time..: 17:47	Analyst ID.....: 001637	
		Instrument ID..: I8		MDL.....: 0.059		
Zinc	**52.8 B**	**5.5**	**mg/kg**	**SW846 6020**	**02/25-02/26/10**	**LV2FP1A1**
		Dilution Factor: 1		Analysis Time..: 17:47	Analyst ID.....: 001637	
		Instrument ID..: I8		MDL.....: 1.4		

NOTE(S):

Results and reporting limits have been adjusted for dry weight.

J Estimated Result: Result is less than RL and greater than or equal to the MDL.

B Blank contamination: Target analyte was detected at a reportable level.

Science Applications International Corp

Client Sample ID: CPCSS-043-5021-SO

TOTAL Metals

Lot-Sample #...: A0B240490-020 **Matrix.....:** SO
Date Sampled...: 02/23/10 14:00 **Date Received..:** 02/24/10
% Moisture.....: 55

PARAMETER	RESULT	REPORTING LIMIT	UNITS	METHOD	PREPARATION-ANALYSIS DATE	WORK ORDER #
Prep Batch #...: 0056021						
Silver	**0.085 J**	**1.1**	**mg/kg**	**SW846 6020**	**02/25-02/26/10**	**LV2FQ1AA**
		Dilution Factor: 1		Analysis Time..: 17:51	Analyst ID.....: 001637	
		Instrument ID..: I8		MDL.....: 0.0058		
Aluminum	**9890**	**224**	**mg/kg**	**SW846 6020**	**02/25-03/01/10**	**LV2FQ1AE**
		Dilution Factor: 10		Analysis Time..: 13:55	Analyst ID.....: 001637	
		Instrument ID..: I8		MDL.....: 55.8		
Arsenic	**10.8**	**1.1**	**mg/kg**	**SW846 6020**	**02/25-02/26/10**	**LV2FQ1AH**
		Dilution Factor: 1		Analysis Time..: 17:51	Analyst ID.....: 001637	
		Instrument ID..: I8		MDL.....: 0.12		
Barium	**59.6**	**2.2**	**mg/kg**	**SW846 6020**	**02/25-02/26/10**	**LV2FQ1AL**
		Dilution Factor: 1		Analysis Time..: 17:51	Analyst ID.....: 001637	
		Instrument ID..: I8		MDL.....: 0.29		
Beryllium	**0.48 J,G**	**2.2**	**mg/kg**	**SW846 6020**	**02/25-03/01/10**	**LV2FQ1AP**
		Dilution Factor: 10		Analysis Time..: 13:55	Analyst ID.....: 001637	
		Instrument ID..: I8		MDL.....: 0.078		
Calcium	**2090**	**448**	**mg/kg**	**SW846 6020**	**02/25-02/26/10**	**LV2FQ1AT**
		Dilution Factor: 1		Analysis Time..: 17:51	Analyst ID.....: 001637	
		Instrument ID..: I8		MDL.....: 89.7		
Cadmium	**0.20 J**	**0.45**	**mg/kg**	**SW846 6020**	**02/25-02/26/10**	**LV2FQ1AW**
		Dilution Factor: 1		Analysis Time..: 17:51	Analyst ID.....: 001637	
		Instrument ID..: I8		MDL.....: 0.0069		
Cobalt	**10.4**	**1.1**	**mg/kg**	**SW846 6020**	**02/25-02/26/10**	**LV2FQ1A1**
		Dilution Factor: 1		Analysis Time..: 17:51	Analyst ID.....: 001637	
		Instrument ID..: I8		MDL.....: 0.010		
Chromium	**18.7**	**1.1**	**mg/kg**	**SW846 6020**	**02/25-02/26/10**	**LV2FQ1A4**
		Dilution Factor: 1		Analysis Time..: 17:51	Analyst ID.....: 001637	
		Instrument ID..: I8		MDL.....: 0.36		
Copper	**20.2**	**1.1**	**mg/kg**	**SW846 6020**	**02/25-02/26/10**	**LV2FQ1A7**
		Dilution Factor: 1		Analysis Time..: 17:51	Analyst ID.....: 001637	
		Instrument ID..: I8		MDL.....: 0.25		

(Continued on next page)

Science Applications International Corp

Client Sample ID: CPCSS-043-5021-SO

TOTAL Metals

Lot-Sample #...: A0B240490-020 **Matrix.....:** SO

PARAMETER	RESULT	REPORTING LIMIT	UNITS	METHOD	PREPARATION-ANALYSIS DATE	WORK ORDER #
Iron	**24100**	**112**	**mg/kg**	**SW846 6020**	**02/25-02/26/10**	**LV2FQ1CA**
		Dilution Factor: 1		Analysis Time..: 17:51	Analyst ID.....: 001637	
		Instrument ID..: I8		MDL.....: 24.4		
Mercury	**0.074 J**	**0.22**	**mg/kg**	**SW846 7471A**	**02/25/10**	**LV2FQ1DH**
		Dilution Factor: 1		Analysis Time..: 12:49	Analyst ID.....: 001576	
		Instrument ID..: H1		MDL.....: 0.031		
Potassium	**840**	**224**	**mg/kg**	**SW846 6020**	**02/25-02/26/10**	**LV2FQ1CE**
		Dilution Factor: 1		Analysis Time..: 17:51	Analyst ID.....: 001637	
		Instrument ID..: I8		MDL.....: 8.4		
Magnesium	**3230**	**224**	**mg/kg**	**SW846 6020**	**02/25-02/26/10**	**LV2FQ1CH**
		Dilution Factor: 1		Analysis Time..: 17:51	Analyst ID.....: 001637	
		Instrument ID..: I8		MDL.....: 19.9		
Manganese	**374**	**2.2**	**mg/kg**	**SW846 6020**	**02/25-02/26/10**	**LV2FQ1CL**
		Dilution Factor: 1		Analysis Time..: 17:51	Analyst ID.....: 001637	
		Instrument ID..: I8		MDL.....: 0.36		
Sodium	**70.7 J**	**224**	**mg/kg**	**SW846 6020**	**02/25-02/26/10**	**LV2FQ1CP**
		Dilution Factor: 1		Analysis Time..: 17:51	Analyst ID.....: 001637	
		Instrument ID..: I8		MDL.....: 31.4		
Nickel	**23.2**	**2.2**	**mg/kg**	**SW846 6020**	**02/25-02/26/10**	**LV2FQ1CT**
		Dilution Factor: 1		Analysis Time..: 17:51	Analyst ID.....: 001637	
		Instrument ID..: I8		MDL.....: 0.19		
Lead	**14.5**	**0.67**	**mg/kg**	**SW846 6020**	**02/25-02/26/10**	**LV2FQ1CW**
		Dilution Factor: 1		Analysis Time..: 17:51	Analyst ID.....: 001637	
		Instrument ID..: I8		MDL.....: 0.16		
Antimony	**0.23 J**	**1.1**	**mg/kg**	**SW846 6020**	**02/25-02/26/10**	**LV2FQ1C1**
		Dilution Factor: 1		Analysis Time..: 17:51	Analyst ID.....: 001637	
		Instrument ID..: I8		MDL.....: 0.14		
Selenium	**0.96 J**	**1.1**	**mg/kg**	**SW846 6020**	**02/25-02/26/10**	**LV2FQ1C4**
		Dilution Factor: 1		Analysis Time..: 17:51	Analyst ID.....: 001637	
		Instrument ID..: I8		MDL.....: 0.046		

(Continued on next page)

Science Applications International Corp

Client Sample ID: CPCSS-043-5021-SO

TOTAL Metals

Lot-Sample #...: A0B240490-020 **Matrix.....:** SO

PARAMETER	RESULT	REPORTING LIMIT	UNITS	METHOD	PREPARATION-ANALYSIS DATE	WORK ORDER #
Thallium	**0.13 J**	**0.45**	**mg/kg**	**SW846 6020**	**02/25-02/26/10**	**LV2FQ1C7**
		Dilution Factor: 1		Analysis Time..: 17:51	Analyst ID.....: 001637	
		Instrument ID..: I8		MDL.....: 0.13		
Vanadium	**17.0**	**2.2**	**mg/kg**	**SW846 6020**	**02/25-02/26/10**	**LV2FQ1DA**
		Dilution Factor: 1		Analysis Time..: 17:51	Analyst ID.....: 001637	
		Instrument ID..: I8		MDL.....: 0.097		
Zinc	**63.5 B**	**9.0**	**mg/kg**	**SW846 6020**	**02/25-02/26/10**	**LV2FQ1DE**
		Dilution Factor: 1		Analysis Time..: 17:51	Analyst ID.....: 001637	
		Instrument ID..: I8		MDL.....: 2.2		

NOTE(S):

Results and reporting limits have been adjusted for dry weight.

J Estimated Result: Result is less than RL and greater than or equal to the MDL.

G Elevated reporting limit. The reporting limit is elevated due to matrix interference.

B Blank contamination: Target analyte was detected at a reportable level.

METHOD BLANK REPORT

TOTAL Metals

Client Lot #...: A0B240490 **Matrix.....:** SOLID

PARAMETER	RESULT	REPORTING LIMIT	UNITS	METHOD	PREPARATION-ANALYSIS DATE	WORK ORDER #
MB Lot-Sample #: A0B250000-021 **Prep Batch #...:** 0056021						
Aluminum	ND	10.0	mg/kg	SW846 6020	02/25-02/26/10	LV20Q1AC
		Dilution Factor: 1				
		Analysis Time..: 15:23	Analyst ID.....: 001637	Instrument ID..: I8		
Antimony	ND	0.50	mg/kg	SW846 6020	02/25-02/26/10	LV20Q1AV
		Dilution Factor: 1				
		Analysis Time..: 15:23	Analyst ID.....: 001637	Instrument ID..: I8		
Arsenic	ND	0.50	mg/kg	SW846 6020	02/25-02/26/10	LV20Q1AD
		Dilution Factor: 1				
		Analysis Time..: 15:23	Analyst ID.....: 001637	Instrument ID..: I8		
Barium	ND	1.0	mg/kg	SW846 6020	02/25-02/26/10	LV20Q1AE
		Dilution Factor: 1				
		Analysis Time..: 15:23	Analyst ID.....: 001637	Instrument ID..: I8		
Beryllium	ND	0.10	mg/kg	SW846 6020	02/25-02/26/10	LV20Q1AF
		Dilution Factor: 1				
		Analysis Time..: 15:23	Analyst ID.....: 001637	Instrument ID..: I8		
Cadmium	ND	0.20	mg/kg	SW846 6020	02/25-02/26/10	LV20Q1AH
		Dilution Factor: 1				
		Analysis Time..: 15:23	Analyst ID.....: 001637	Instrument ID..: I8		
Calcium	ND	200	mg/kg	SW846 6020	02/25-02/26/10	LV20Q1AG
		Dilution Factor: 1				
		Analysis Time..: 15:23	Analyst ID.....: 001637	Instrument ID..: I8		
Chromium	ND	0.50	mg/kg	SW846 6020	02/25-02/26/10	LV20Q1AK
		Dilution Factor: 1				
		Analysis Time..: 15:23	Analyst ID.....: 001637	Instrument ID..: I8		
Cobalt	ND	0.50	mg/kg	SW846 6020	02/25-02/26/10	LV20Q1AJ
		Dilution Factor: 1				
		Analysis Time..: 15:23	Analyst ID.....: 001637	Instrument ID..: I8		
Copper	ND	0.50	mg/kg	SW846 6020	02/25-02/26/10	LV20Q1AL
		Dilution Factor: 1				
		Analysis Time..: 15:23	Analyst ID.....: 001637	Instrument ID..: I8		
Iron	ND	50.0	mg/kg	SW846 6020	02/25-02/26/10	LV20Q1AM
		Dilution Factor: 1				
		Analysis Time..: 15:23	Analyst ID.....: 001637	Instrument ID..: I8		

(Continued on next page)

METHOD BLANK REPORT

TOTAL Metals

Client Lot #...: A0B240490 **Matrix.....:** SOLID

PARAMETER	RESULT	REPORTING LIMIT	UNITS	METHOD	PREPARATION-ANALYSIS DATE	WORK ORDER #
Lead	ND	0.30	mg/kg	SW846 6020	02/25-02/26/10	LV20Q1AU
		Dilution Factor: 1				
		Analysis Time..: 15:23	Analyst ID.....: 001637	Instrument ID..: I8		
Magnesium	ND	100	mg/kg	SW846 6020	02/25-02/26/10	LV20Q1AP
		Dilution Factor: 1				
		Analysis Time..: 15:23	Analyst ID.....: 001637	Instrument ID..: I8		
Manganese	ND	1.0	mg/kg	SW846 6020	02/25-02/26/10	LV20Q1AQ
		Dilution Factor: 1				
		Analysis Time..: 15:23	Analyst ID.....: 001637	Instrument ID..: I8		
Mercury	ND	0.10	mg/kg	SW846 7471A	02/25/10	LV20Q1A2
		Dilution Factor: 1				
		Analysis Time..: 12:47	Analyst ID.....: 001576	Instrument ID..: H1		
Nickel	ND	1.0	mg/kg	SW846 6020	02/25-02/26/10	LV20Q1AT
		Dilution Factor: 1				
		Analysis Time..: 15:23	Analyst ID.....: 001637	Instrument ID..: I8		
Potassium	ND	100	mg/kg	SW846 6020	02/25-02/26/10	LV20Q1AN
		Dilution Factor: 1				
		Analysis Time..: 15:23	Analyst ID.....: 001637	Instrument ID..: I8		
Selenium	ND	0.50	mg/kg	SW846 6020	02/25-02/26/10	LV20Q1AW
		Dilution Factor: 1				
		Analysis Time..: 15:23	Analyst ID.....: 001637	Instrument ID..: I8		
Silver	ND	0.50	mg/kg	SW846 6020	02/25-02/26/10	LV20Q1AA
		Dilution Factor: 1				
		Analysis Time..: 15:23	Analyst ID.....: 001637	Instrument ID..: I8		
Sodium	ND	100	mg/kg	SW846 6020	02/25-02/26/10	LV20Q1AR
		Dilution Factor: 1				
		Analysis Time..: 15:23	Analyst ID.....: 001637	Instrument ID..: I8		
Thallium	ND	0.20	mg/kg	SW846 6020	02/25-02/26/10	LV20Q1AX
		Dilution Factor: 1				
		Analysis Time..: 15:23	Analyst ID.....: 001637	Instrument ID..: I8		
Vanadium	ND	1.0	mg/kg	SW846 6020	02/25-02/26/10	LV20Q1A0
		Dilution Factor: 1				
		Analysis Time..: 15:23	Analyst ID.....: 001637	Instrument ID..: I8		
Zinc	**1.7 J**	**4.0**	**mg/kg**	**SW846 6020**	**02/25-02/26/10**	**LV20Q1A1**
		Dilution Factor: 1				
		Analysis Time..: 15:23	Analyst ID.....: 001637	Instrument ID..: I8		

(Continued on next page)

METHOD BLANK REPORT

TOTAL Metals

Client Lot #...: A0B240490 **Matrix.....:** SOLID

NOTE(S):

Calculations are performed before rounding to avoid round-off errors in calculated results.

J Estimated Result: Result is less than RL and greater than or equal to the MDL.

LABORATORY CONTROL SAMPLE EVALUATION REPORT

TOTAL Metals

Client Lot #...: A0B240490 **Matrix.....:** SOLID

PARAMETER	PERCENT RECOVERY	RECOVERY LIMITS	METHOD	PREPARATION-ANALYSIS DATE	WORK ORDER #
LCS Lot-Sample#: A0B250000-021 **Prep Batch #...:** 0056021					
Silver	103	(60 - 114)	SW846 6020	02/25-02/26/10	LV20Q1A3
		Dilution Factor: 1	Analysis Time..: 15:28	Analyst ID.....: 001637	
		Instrument ID..: I8			
Aluminum	99	(80 - 120)	SW846 6020	02/25-02/26/10	LV20Q1A4
		Dilution Factor: 1	Analysis Time..: 15:28	Analyst ID.....: 001637	
		Instrument ID..: I8			
Arsenic	88	(73 - 110)	SW846 6020	02/25-02/26/10	LV20Q1A5
		Dilution Factor: 1	Analysis Time..: 15:28	Analyst ID.....: 001637	
		Instrument ID..: I8			
Barium	95	(70 - 110)	SW846 6020	02/25-02/26/10	LV20Q1A6
		Dilution Factor: 1	Analysis Time..: 15:28	Analyst ID.....: 001637	
		Instrument ID..: I8			
Beryllium	93	(79 - 110)	SW846 6020	02/25-02/26/10	LV20Q1A7
		Dilution Factor: 1	Analysis Time..: 15:28	Analyst ID.....: 001637	
		Instrument ID..: I8			
Calcium	105	(80 - 120)	SW846 6020	02/25-02/26/10	LV20Q1A8
		Dilution Factor: 1	Analysis Time..: 15:28	Analyst ID.....: 001637	
		Instrument ID..: I8			
Cadmium	96	(74 - 110)	SW846 6020	02/25-02/26/10	LV20Q1A9
		Dilution Factor: 1	Analysis Time..: 15:28	Analyst ID.....: 001637	
		Instrument ID..: I8			
Cobalt	99	(74 - 110)	SW846 6020	02/25-02/26/10	LV20Q1CA
		Dilution Factor: 1	Analysis Time..: 15:28	Analyst ID.....: 001637	
		Instrument ID..: I8			
Chromium	99	(70 - 110)	SW846 6020	02/25-02/26/10	LV20Q1CC
		Dilution Factor: 1	Analysis Time..: 15:28	Analyst ID.....: 001637	
		Instrument ID..: I8			
Copper	102	(73 - 110)	SW846 6020	02/25-02/26/10	LV20Q1CD
		Dilution Factor: 1	Analysis Time..: 15:28	Analyst ID.....: 001637	
		Instrument ID..: I8			

(Continued on next page)

LABORATORY CONTROL SAMPLE EVALUATION REPORT

TOTAL Metals

Client Lot #...: A0B240490 **Matrix.....:** SOLID

PARAMETER	PERCENT RECOVERY	RECOVERY LIMITS	METHOD	PREPARATION-ANALYSIS DATE	WORK ORDER #
Iron	103	(80 - 120)	SW846 6020	02/25-02/26/10	LV20Q1CE
	Dilution Factor: 1	Analysis Time..: 15:28	Analyst ID.....: 001637		
	Instrument ID..: I8				
Potassium	94	(80 - 120)	SW846 6020	02/25-02/26/10	LV20Q1CF
	Dilution Factor: 1	Analysis Time..: 15:28	Analyst ID.....: 001637		
	Instrument ID..: I8				
Magnesium	104	(80 - 120)	SW846 6020	02/25-02/26/10	LV20Q1CG
	Dilution Factor: 1	Analysis Time..: 15:28	Analyst ID.....: 001637		
	Instrument ID..: I8				
Manganese	99	(80 - 120)	SW846 6020	02/25-02/26/10	LV20Q1CH
	Dilution Factor: 1	Analysis Time..: 15:28	Analyst ID.....: 001637		
	Instrument ID..: I8				
Sodium	105	(80 - 120)	SW846 6020	02/25-02/26/10	LV20Q1CJ
	Dilution Factor: 1	Analysis Time..: 15:28	Analyst ID.....: 001637		
	Instrument ID..: I8				
Nickel	101	(75 - 110)	SW846 6020	02/25-02/26/10	LV20Q1CK
	Dilution Factor: 1	Analysis Time..: 15:28	Analyst ID.....: 001637		
	Instrument ID..: I8				
Lead	95	(75 - 110)	SW846 6020	02/25-02/26/10	LV20Q1CL
	Dilution Factor: 1	Analysis Time..: 15:28	Analyst ID.....: 001637		
	Instrument ID..: I8				
Antimony	94	(68 - 113)	SW846 6020	02/25-02/26/10	LV20Q1CM
	Dilution Factor: 1	Analysis Time..: 15:28	Analyst ID.....: 001637		
	Instrument ID..: I8				
Selenium	81	(65 - 110)	SW846 6020	02/25-02/26/10	LV20Q1CN
	Dilution Factor: 1	Analysis Time..: 15:28	Analyst ID.....: 001637		
	Instrument ID..: I8				
Thallium	97	(71 - 110)	SW846 6020	02/25-02/26/10	LV20Q1CP
	Dilution Factor: 1	Analysis Time..: 15:28	Analyst ID.....: 001637		
	Instrument ID..: I8				
Vanadium	97	(72 - 110)	SW846 6020	02/25-02/26/10	LV20Q1CQ
	Dilution Factor: 1	Analysis Time..: 15:28	Analyst ID.....: 001637		
	Instrument ID..: I8				

(Continued on next page)

LABORATORY CONTROL SAMPLE EVALUATION REPORT

TOTAL Metals

Client Lot #...: A0B240490 **Matrix.....:** SOLID

PARAMETER	PERCENT RECOVERY	RECOVERY LIMITS	METHOD	PREPARATION-ANALYSIS DATE	WORK ORDER #
Zinc	105	(72 - 113)	SW846 6020	02/25-02/26/10	LV20Q1CR
	Dilution Factor: 1	Analysis Time..: 15:28	Analyst ID.....: 001637		
	Instrument ID..: I8				
Mercury	101	(80 - 120)	SW846 7471A	02/25/10	LV20Q1CT
	Dilution Factor: 1	Analysis Time..: 12:48	Analyst ID.....: 001576		
	Instrument ID..: H1				

NOTE(S):

Calculations are performed before rounding to avoid round-off errors in calculated results.

LABORATORY CONTROL SAMPLE DATA REPORT

TOTAL Metals

Client Lot #...: A0B240490 **Matrix.....:** SOLID

PARAMETER	SPIKE AMOUNT	MEASURED AMOUNT	UNITS	PERCNT RECVRY	METHOD	PREPARATION-ANALYSIS DATE	WORK ORDER #
LCS Lot-Sample#: A0B250000-021 **Prep Batch #...:** 0056021							
Silver	10.0	10.3	mg/kg	103	SW846 6020	02/25-02/26/10	LV20Q1A3
			Dilution Factor: 1		Analysis Time..: 15:28	Analyst ID.....: 001637	
			Instrument ID..: I8				
Aluminum	1000	988	mg/kg	99	SW846 6020	02/25-02/26/10	LV20Q1A4
			Dilution Factor: 1		Analysis Time..: 15:28	Analyst ID.....: 001637	
			Instrument ID..: I8				
Arsenic	10.0	8.8	mg/kg	88	SW846 6020	02/25-02/26/10	LV20Q1A5
			Dilution Factor: 1		Analysis Time..: 15:28	Analyst ID.....: 001637	
			Instrument ID..: I8				
Barium	10.0	9.5	mg/kg	95	SW846 6020	02/25-02/26/10	LV20Q1A6
			Dilution Factor: 1		Analysis Time..: 15:28	Analyst ID.....: 001637	
			Instrument ID..: I8				
Beryllium	10.0	9.3	mg/kg	93	SW846 6020	02/25-02/26/10	LV20Q1A7
			Dilution Factor: 1		Analysis Time..: 15:28	Analyst ID.....: 001637	
			Instrument ID..: I8				
Calcium	1000	1050	mg/kg	105	SW846 6020	02/25-02/26/10	LV20Q1A8
			Dilution Factor: 1		Analysis Time..: 15:28	Analyst ID.....: 001637	
			Instrument ID..: I8				
Cadmium	10.0	9.6	mg/kg	96	SW846 6020	02/25-02/26/10	LV20Q1A9
			Dilution Factor: 1		Analysis Time..: 15:28	Analyst ID.....: 001637	
			Instrument ID..: I8				
Cobalt	10.0	9.9	mg/kg	99	SW846 6020	02/25-02/26/10	LV20Q1CA
			Dilution Factor: 1		Analysis Time..: 15:28	Analyst ID.....: 001637	
			Instrument ID..: I8				
Chromium	10.0	9.9	mg/kg	99	SW846 6020	02/25-02/26/10	LV20Q1CC
			Dilution Factor: 1		Analysis Time..: 15:28	Analyst ID.....: 001637	
			Instrument ID..: I8				
Copper	10.0	10.2	mg/kg	102	SW846 6020	02/25-02/26/10	LV20Q1CD
			Dilution Factor: 1		Analysis Time..: 15:28	Analyst ID.....: 001637	
			Instrument ID..: I8				

(Continued on next page)

LABORATORY CONTROL SAMPLE DATA REPORT

TOTAL Metals

Client Lot #...: A0B240490 **Matrix.....:** SOLID

PARAMETER	SPIKE AMOUNT	MEASURED AMOUNT	UNITS	PERCNT RECVRY	METHOD	PREPARATION-ANALYSIS DATE	WORK ORDER #
Iron	1000	1030	mg/kg	103	SW846 6020	02/25-02/26/10	LV20Q1CE
			Dilution Factor: 1		Analysis Time..: 15:28	Analyst ID.....: 001637	
			Instrument ID..: I8				
Potassium	1000	938	mg/kg	94	SW846 6020	02/25-02/26/10	LV20Q1CF
			Dilution Factor: 1		Analysis Time..: 15:28	Analyst ID.....: 001637	
			Instrument ID..: I8				
Magnesium	1000	1040	mg/kg	104	SW846 6020	02/25-02/26/10	LV20Q1CG
			Dilution Factor: 1		Analysis Time..: 15:28	Analyst ID.....: 001637	
			Instrument ID..: I8				
Manganese	10.0	9.9	mg/kg	99	SW846 6020	02/25-02/26/10	LV20Q1CH
			Dilution Factor: 1		Analysis Time..: 15:28	Analyst ID.....: 001637	
			Instrument ID..: I8				
Sodium	1000	1050	mg/kg	105	SW846 6020	02/25-02/26/10	LV20Q1CJ
			Dilution Factor: 1		Analysis Time..: 15:28	Analyst ID.....: 001637	
			Instrument ID..: I8				
Nickel	10.0	10.1	mg/kg	101	SW846 6020	02/25-02/26/10	LV20Q1CK
			Dilution Factor: 1		Analysis Time..: 15:28	Analyst ID.....: 001637	
			Instrument ID..: I8				
Lead	10.0	9.5	mg/kg	95	SW846 6020	02/25-02/26/10	LV20Q1CL
			Dilution Factor: 1		Analysis Time..: 15:28	Analyst ID.....: 001637	
			Instrument ID..: I8				
Antimony	10.0	9.4	mg/kg	94	SW846 6020	02/25-02/26/10	LV20Q1CM
			Dilution Factor: 1		Analysis Time..: 15:28	Analyst ID.....: 001637	
			Instrument ID..: I8				
Selenium	10.0	8.1	mg/kg	81	SW846 6020	02/25-02/26/10	LV20Q1CN
			Dilution Factor: 1		Analysis Time..: 15:28	Analyst ID.....: 001637	
			Instrument ID..: I8				
Thallium	10.0	9.7	mg/kg	97	SW846 6020	02/25-02/26/10	LV20Q1CP
			Dilution Factor: 1		Analysis Time..: 15:28	Analyst ID.....: 001637	
			Instrument ID..: I8				
Vanadium	10.0	9.7	mg/kg	97	SW846 6020	02/25-02/26/10	LV20Q1CQ
			Dilution Factor: 1		Analysis Time..: 15:28	Analyst ID.....: 001637	
			Instrument ID..: I8				

(Continued on next page)

LABORATORY CONTROL SAMPLE DATA REPORT

TOTAL Metals

Client Lot #...: A0B240490 **Matrix.....:** SOLID

PARAMETER	SPIKE AMOUNT	MEASURED AMOUNT	UNITS	PERCNT RECVRY	METHOD	PREPARATION-ANALYSIS DATE	WORK ORDER #
Zinc	10.0	10.5	mg/kg	105	SW846 6020	02/25-02/26/10	LV20Q1CR
			Dilution Factor: 1		Analysis Time..: 15:28	Analyst ID.....: 001637	
			Instrument ID..: I8				
Mercury	0.83	0.84	mg/kg	101	SW846 7471A	02/25/10	LV20Q1CT
			Dilution Factor: 1		Analysis Time..: 12:48	Analyst ID.....: 001576	
			Instrument ID..: H1				

NOTE(S):

Calculations are performed before rounding to avoid round-off errors in calculated results.

MATRIX SPIKE SAMPLE EVALUATION REPORT

TOTAL Metals

Client Lot #...: A0B240490 **Matrix.....:** SO
Date Sampled...: 02/23/10 09:03 **Date Received..:** 02/24/10

PARAMETER	PERCENT RECOVERY	RECOVERY LIMITS	RPD	RPD LIMITS	METHOD	PREPARATION-ANALYSIS DATE	WORK ORDER #
MS Lot-Sample #: A0B240490-001 **Prep Batch #...:** 0056021							
Aluminum	NC,MSB	(70 - 130)			SW846 6020	02/25-02/26/10	LV2DH1AG
	NC,MSB	(70 - 130)		(0-20)	SW846 6020	02/25-02/26/10	LV2DH1AH
		Dilution Factor: 10					
		Analysis Time..: 15:58			Instrument ID..: I8	Analyst ID.....: 001637	
Antimony	25 N	(75 - 125)			SW846 6020	02/25-02/26/10	LV2DH1C3
	25 N	(75 - 125)	2.4	(0-20)	SW846 6020	02/25-02/26/10	LV2DH1C4
		Dilution Factor: 10					
		Analysis Time..: 15:58			Instrument ID..: I8	Analyst ID.....: 001637	
Arsenic	129	(23 - 131)			SW846 6020	02/25-02/26/10	LV2DH1AK
	122	(23 - 131)	3.1	(0-20)	SW846 6020	02/25-02/26/10	LV2DH1AL
		Dilution Factor: 10					
		Analysis Time..: 15:58			Instrument ID..: I8	Analyst ID.....: 001637	
Barium	NC,MSB	(10 - 199)			SW846 6020	02/25-02/26/10	LV2DH1AN
	NC,MSB	(10 - 199)		(0-20)	SW846 6020	02/25-02/26/10	LV2DH1AP
		Dilution Factor: 10					
		Analysis Time..: 15:58			Instrument ID..: I8	Analyst ID.....: 001637	
Beryllium	103	(58 - 112)			SW846 6020	02/25-02/26/10	LV2DH1AR
	101	(58 - 112)	2.4	(0-20)	SW846 6020	02/25-02/26/10	LV2DH1AT
		Dilution Factor: 10					
		Analysis Time..: 15:58			Instrument ID..: I8	Analyst ID.....: 001637	
Cadmium	101	(58 - 110)			SW846 6020	02/25-02/26/10	LV2DH1A0
	100	(58 - 110)	1.2	(0-20)	SW846 6020	02/25-02/26/10	LV2DH1A1
		Dilution Factor: 10					
		Analysis Time..: 15:58			Instrument ID..: I8	Analyst ID.....: 001637	
Calcium	NC,MSB	(70 - 130)			SW846 6020	02/25-02/26/10	LV2DH1AV
	NC,MSB	(70 - 130)		(0-20)	SW846 6020	02/25-02/26/10	LV2DH1AW
		Dilution Factor: 10					
		Analysis Time..: 15:58			Instrument ID..: I8	Analyst ID.....: 001637	
Chromium	149	(10 - 199)			SW846 6020	02/25-02/26/10	LV2DH1A6
	141	(10 - 199)	3.4	(0-20)	SW846 6020	02/25-02/26/10	LV2DH1A7
		Dilution Factor: 10					
		Analysis Time..: 15:58			Instrument ID..: I8	Analyst ID.....: 001637	

(Continued on next page)

MATRIX SPIKE SAMPLE EVALUATION REPORT

TOTAL Metals

Client Lot #...: A0B240490 **Matrix.....:** SO
Date Sampled...: 02/23/10 09:03 **Date Received..:** 02/24/10

PARAMETER	PERCENT RECOVERY	RECOVERY LIMITS	RPD	RPD LIMITS	METHOD	PREPARATION-ANALYSIS DATE	WORK ORDER #
Cobalt	114 N	(55 - 110)			SW846 6020	02/25-02/26/10	LV2DH1A3
	106	(55 - 110)	4.8	(0-20)	SW846 6020	02/25-02/26/10	LV2DH1A4
		Dilution Factor: 10					
		Analysis Time..: 15:58			Instrument ID..: I8	Analyst ID.....: 001637	
Copper	151	(10 - 199)			SW846 6020	02/25-02/26/10	LV2DH1A9
	138	(10 - 199)	4.6	(0-20)	SW846 6020	02/25-02/26/10	LV2DH1CA
		Dilution Factor: 10					
		Analysis Time..: 15:58			Instrument ID..: I8	Analyst ID.....: 001637	
Iron	NC,MSB	(70 - 130)			SW846 6020	02/25-02/26/10	LV2DH1CD
	NC,MSB	(70 - 130)		(0-20)	SW846 6020	02/25-02/26/10	LV2DH1CE
		Dilution Factor: 10					
		Analysis Time..: 15:58			Instrument ID..: I8	Analyst ID.....: 001637	
Lead	NC,MSB	(10 - 199)			SW846 6020	02/25-02/26/10	LV2DH1C0
	NC,MSB	(10 - 199)		(0-20)	SW846 6020	02/25-02/26/10	LV2DH1C1
		Dilution Factor: 10					
		Analysis Time..: 15:58			Instrument ID..: I8	Analyst ID.....: 001637	
Magnesium	160 N	(70 - 130)			SW846 6020	02/25-02/26/10	LV2DH1CK
	158 N	(70 - 130)	0.76	(0-20)	SW846 6020	02/25-02/26/10	LV2DH1CL
		Dilution Factor: 10					
		Analysis Time..: 15:58			Instrument ID..: I8	Analyst ID.....: 001637	
Manganese	NC,MSB	(10 - 199)			SW846 6020	02/25-02/26/10	LV2DH1CN
	NC,MSB	(10 - 199)		(0-20)	SW846 6020	02/25-02/26/10	LV2DH1CP
		Dilution Factor: 10					
		Analysis Time..: 15:58			Instrument ID..: I8	Analyst ID.....: 001637	
Mercury	102	(80 - 120)			SW846 7471A	02/25/10	LV2DH1DK
	100	(80 - 120)	1.8	(0-20)	SW846 7471A	02/25/10	LV2DH1DL
		Dilution Factor: 1					
		Analysis Time..: 12:55			Instrument ID..: H1	Analyst ID.....: 001576	
Nickel	184 N	(10 - 176)			SW846 6020	02/25-02/26/10	LV2DH1CV
	177 N	(10 - 176)	2.4	(0-20)	SW846 6020	02/25-02/26/10	LV2DH1CW
		Dilution Factor: 10					
		Analysis Time..: 15:58			Instrument ID..: I8	Analyst ID.....: 001637	
Potassium	142 N	(70 - 130)			SW846 6020	02/25-02/26/10	LV2DH1CG
	125	(70 - 130)	9.2	(0-20)	SW846 6020	02/25-02/26/10	LV2DH1CH
		Dilution Factor: 10					
		Analysis Time..: 15:58			Instrument ID..: I8	Analyst ID.....: 001637	

(Continued on next page)

MATRIX SPIKE SAMPLE EVALUATION REPORT

TOTAL Metals

Client Lot #...: A0B240490 **Matrix.....:** SO
Date Sampled...: 02/23/10 09:03 **Date Received..:** 02/24/10

PARAMETER	PERCENT RECOVERY	RECOVERY LIMITS	RPD	RPD LIMITS	METHOD	PREPARATION-ANALYSIS DATE	WORK ORDER #
Selenium	93	(39 - 116)			SW846 6020	02/25-02/26/10	LV2DH1C6
	90	(39 - 116)	3.3	(0-20)	SW846 6020	02/25-02/26/10	LV2DH1C7
		Dilution Factor: 10					
		Analysis Time..: 15:58			Instrument ID..: I8	Analyst ID.....: 001637	
Silver	107	(75 - 125)			SW846 6020	02/25-02/26/10	LV2DH1AD
	106	(75 - 125)	0.75	(0-20)	SW846 6020	02/25-02/26/10	LV2DH1AE
		Dilution Factor: 10					
		Analysis Time..: 15:58			Instrument ID..: I8	Analyst ID.....: 001637	
Sodium	103	(70 - 130)			SW846 6020	02/25-02/26/10	LV2DH1CR
	104	(70 - 130)	1.6	(0-20)	SW846 6020	02/25-02/26/10	LV2DH1CT
		Dilution Factor: 10					
		Analysis Time..: 15:58			Instrument ID..: I8	Analyst ID.....: 001637	
Thallium	96	(62 - 110)			SW846 6020	02/25-02/26/10	LV2DH1C9
	93	(62 - 110)	3.0	(0-20)	SW846 6020	02/25-02/26/10	LV2DH1DA
		Dilution Factor: 10					
		Analysis Time..: 15:58			Instrument ID..: I8	Analyst ID.....: 001637	
Vanadium	149 N	(39 - 129)			SW846 6020	02/25-02/26/10	LV2DH1DD
	132 N	(39 - 129)	6.1	(0-20)	SW846 6020	02/25-02/26/10	LV2DH1DE
		Dilution Factor: 10					
		Analysis Time..: 15:58			Instrument ID..: I8	Analyst ID.....: 001637	
Zinc	NC,MSB	(10 - 199)			SW846 6020	02/25-02/26/10	LV2DH1DG
	NC,MSB	(10 - 199)		(0-20)	SW846 6020	02/25-02/26/10	LV2DH1DH
		Dilution Factor: 10					
		Analysis Time..: 15:58			Instrument ID..: I8	Analyst ID.....: 001637	

NOTE(S):

Calculations are performed before rounding to avoid round-off errors in calculated results.

Results and reporting limits have been adjusted for dry weight.

NC The recovery and/or RPD were not calculated.

MSB The recovery and RPD may be outside control limits because the sample amount was greater than 4X the spike amount.

N Spiked analyte recovery is outside stated control limits.

MATRIX SPIKE SAMPLE DATA REPORT

TOTAL Metals

Client Lot #...: A0B240490 **Matrix.....:** SO
Date Sampled...: 02/23/10 09:03 **Date Received..:** 02/24/10

PARAMETER	SAMPLE AMOUNT	SPIKE AMT	MEASRD AMOUNT	UNITS	PERCNT RECVRY	RPD	METHOD	PREPARATION-ANALYSIS DATE	WORK ORDER #
MS Lot-Sample #: A0B240490-001 **Prep Batch #...:** 0056021									
Aluminum	10400	1410	17900	mg/kg			SW846 6020	02/25-02/26/10	LV2DH1AG
			Qualifiers: NC,MSB						
	10400	1410	16400	mg/kg			SW846 6020	02/25-02/26/10	LV2DH1AH
			Qualifiers: NC,MSB						
			Dilution Factor: 10						
			Analysis Time..: 15:58	Instrument ID..: I8			Analyst ID.....: 001637		
Antimony	0.10	14.1	3.7 N	mg/kg	25		SW846 6020	02/25-02/26/10	LV2DH1C3
	0.10	14.1	3.6 N	mg/kg	25	2.4	SW846 6020	02/25-02/26/10	LV2DH1C4
			Dilution Factor: 10						
			Analysis Time..: 15:58	Instrument ID..: I8			Analyst ID.....: 001637		
Arsenic	11.6	14.1	29.8	mg/kg	129		SW846 6020	02/25-02/26/10	LV2DH1AK
	11.6	14.1	28.9	mg/kg	122	3.1	SW846 6020	02/25-02/26/10	LV2DH1AL
			Dilution Factor: 10						
			Analysis Time..: 15:58	Instrument ID..: I8			Analyst ID.....: 001637		
Barium	74.9	14.1	97.1	mg/kg			SW846 6020	02/25-02/26/10	LV2DH1AN
			Qualifiers: NC,MSB						
	74.9	14.1	80.9	mg/kg			SW846 6020	02/25-02/26/10	LV2DH1AP
			Qualifiers: NC,MSB						
			Dilution Factor: 10						
			Analysis Time..: 15:58	Instrument ID..: I8			Analyst ID.....: 001637		
Beryllium	0.57	14.1	15.1	mg/kg	103		SW846 6020	02/25-02/26/10	LV2DH1AR
	0.57	14.1	14.8	mg/kg	101	2.4	SW846 6020	02/25-02/26/10	LV2DH1AT
			Dilution Factor: 10						
			Analysis Time..: 15:58	Instrument ID..: I8			Analyst ID.....: 001637		
Cadmium	0.14	14.1	14.5	mg/kg	101		SW846 6020	02/25-02/26/10	LV2DH1A0
	0.14	14.1	14.3	mg/kg	100	1.2	SW846 6020	02/25-02/26/10	LV2DH1A1
			Dilution Factor: 10						
			Analysis Time..: 15:58	Instrument ID..: I8			Analyst ID.....: 001637		

(Continued on next page)

MATRIX SPIKE SAMPLE DATA REPORT

TOTAL Metals

Client Lot #...: A0B240490 **Matrix.....:** SO
Date Sampled...: 02/23/10 09:03 **Date Received..:** 02/24/10

PARAMETER	SAMPLE AMOUNT	SPIKE AMT	MEASRD AMOUNT	UNITS	PERCNT RECVRY	RPD	METHOD	PREPARATION-ANALYSIS DATE	WORK ORDER #
Calcium									
	7420	1410	4790	mg/kg			SW846 6020	02/25-02/26/10	LV2DH1AV
			Qualifiers: NC,MSB						
	7420	1410	5450	mg/kg			SW846 6020	02/25-02/26/10	LV2DH1AW
			Qualifiers: NC,MSB						
			Dilution Factor: 10						
			Analysis Time..: 15:58		Instrument ID..: I8			Analyst ID.....: 001637	
Chromium									
	12.7	14.1	33.7	mg/kg	149		SW846 6020	02/25-02/26/10	LV2DH1A6
	12.7	14.1	32.5	mg/kg	141	3.4	SW846 6020	02/25-02/26/10	LV2DH1A7
			Dilution Factor: 10						
			Analysis Time..: 15:58		Instrument ID..: I8			Analyst ID.....: 001637	
Cobalt									
	8.9	14.1	25.1 N	mg/kg	114		SW846 6020	02/25-02/26/10	LV2DH1A3
	8.9	14.1	23.9	mg/kg	106	4.8	SW846 6020	02/25-02/26/10	LV2DH1A4
			Dilution Factor: 10						
			Analysis Time..: 15:58		Instrument ID..: I8			Analyst ID.....: 001637	
Copper									
	19.1	14.1	40.4	mg/kg	151		SW846 6020	02/25-02/26/10	LV2DH1A9
	19.1	14.1	38.6	mg/kg	138	4.6	SW846 6020	02/25-02/26/10	LV2DH1CA
			Dilution Factor: 10						
			Analysis Time..: 15:58		Instrument ID..: I8			Analyst ID.....: 001637	
Iron									
	22200	1410	32000	mg/kg			SW846 6020	02/25-02/26/10	LV2DH1CD
			Qualifiers: NC,MSB						
	22200	1410	31600	mg/kg			SW846 6020	02/25-02/26/10	LV2DH1CE
			Qualifiers: NC,MSB						
			Dilution Factor: 10						
			Analysis Time..: 15:58		Instrument ID..: I8			Analyst ID.....: 001637	
Lead									
	76.1	14.1	79.3	mg/kg			SW846 6020	02/25-02/26/10	LV2DH1C0
			Qualifiers: NC,MSB						
	76.1	14.1	94.5	mg/kg			SW846 6020	02/25-02/26/10	LV2DH1C1
			Qualifiers: NC,MSB						
			Dilution Factor: 10						
			Analysis Time..: 15:58		Instrument ID..: I8			Analyst ID.....: 001637	

(Continued on next page)

MATRIX SPIKE SAMPLE DATA REPORT

TOTAL Metals

Client Lot #...: A0B240490 **Matrix.....:** SO
Date Sampled...: 02/23/10 09:03 **Date Received..:** 02/24/10

PARAMETER	SAMPLE AMOUNT	SPIKE AMT	MEASRD AMOUNT	UNITS	PERCNT RECVRY	RPD	METHOD	PREPARATION-ANALYSIS DATE	WORK ORDER #
Magnesium									
	2950	1410	5210 N	mg/kg	160		SW846 6020	02/25-02/26/10	LV2DH1CK
	2950	1410	5170 N	mg/kg	158	0.76	SW846 6020	02/25-02/26/10	LV2DH1CL
			Dilution Factor: 10						
			Analysis Time..: 15:58	Instrument ID..: I8				Analyst ID.....: 001637	
Manganese									
	390	14.1	372	mg/kg			SW846 6020	02/25-02/26/10	LV2DH1CN
			Qualifiers: NC,MSB						
	390	14.1	403	mg/kg			SW846 6020	02/25-02/26/10	LV2DH1CP
			Qualifiers: NC,MSB						
			Dilution Factor: 10						
			Analysis Time..: 15:58	Instrument ID..: I8				Analyst ID.....: 001637	
Mercury									
	0.059	0.24	0.30	mg/kg	102		SW846 7471A	02/25/10	LV2DH1DK
	0.059	0.24	0.29	mg/kg	100	1.8	SW846 7471A	02/25/10	LV2DH1DL
			Dilution Factor: 1						
			Analysis Time..: 12:55	Instrument ID..: H1				Analyst ID.....: 001576	
Nickel									
	14.9	14.1	40.9 N	mg/kg	184		SW846 6020	02/25-02/26/10	LV2DH1CV
	14.9	14.1	39.9 N	mg/kg	177	2.4	SW846 6020	02/25-02/26/10	LV2DH1CW
			Dilution Factor: 10						
			Analysis Time..: 15:58	Instrument ID..: I8				Analyst ID.....: 001637	
Potassium									
	693	1410	2700 N	mg/kg	142		SW846 6020	02/25-02/26/10	LV2DH1CG
	693	1410	2460	mg/kg	125	9.2	SW846 6020	02/25-02/26/10	LV2DH1CH
			Dilution Factor: 10						
			Analysis Time..: 15:58	Instrument ID..: I8				Analyst ID.....: 001637	
Selenium									
	0.90	14.1	14.1	mg/kg	93		SW846 6020	02/25-02/26/10	LV2DH1C6
	0.90	14.1	13.6	mg/kg	90	3.3	SW846 6020	02/25-02/26/10	LV2DH1C7
			Dilution Factor: 10						
			Analysis Time..: 15:58	Instrument ID..: I8				Analyst ID.....: 001637	
Silver									
	0.029	14.1	15.1	mg/kg	107		SW846 6020	02/25-02/26/10	LV2DH1AD
	0.029	14.1	15.0	mg/kg	106	0.75	SW846 6020	02/25-02/26/10	LV2DH1AE
			Dilution Factor: 10						
			Analysis Time..: 15:58	Instrument ID..: I8				Analyst ID.....: 001637	

(Continued on next page)

MATRIX SPIKE SAMPLE DATA REPORT

TOTAL Metals

Client Lot #...: A0B240490 **Matrix.....:** SO
Date Sampled...: 02/23/10 09:03 **Date Received..:** 02/24/10

PARAMETER	SAMPLE AMOUNT	SPIKE AMT	MEASRD AMOUNT	UNITS	PERCNT RECVRY	RPD	METHOD	PREPARATION-ANALYSIS DATE	WORK ORDER #
Sodium									
	66.1	1410	1520	mg/kg	103		SW846 6020	02/25-02/26/10	LV2DH1CR
	66.1	1410	1540	mg/kg	104	1.6	SW846 6020	02/25-02/26/10	LV2DH1CT
			Dilution Factor: 10						
			Analysis Time..: 15:58		Instrument ID..: I8			Analyst ID.....: 001637	
Thallium									
	0.16	14.1	13.7	mg/kg	96		SW846 6020	02/25-02/26/10	LV2DH1C9
	0.16	14.1	13.3	mg/kg	93	3.0	SW846 6020	02/25-02/26/10	LV2DH1DA
			Dilution Factor: 10						
			Analysis Time..: 15:58		Instrument ID..: I8			Analyst ID.....: 001637	
Vanadium									
	17.9	14.1	38.9 N	mg/kg	149		SW846 6020	02/25-02/26/10	LV2DH1DD
	17.9	14.1	36.6 N	mg/kg	132	6.1	SW846 6020	02/25-02/26/10	LV2DH1DE
			Dilution Factor: 10						
			Analysis Time..: 15:58		Instrument ID..: I8			Analyst ID.....: 001637	
Zinc									
	87.6	14.1	174	mg/kg			SW846 6020	02/25-02/26/10	LV2DH1DG
			Qualifiers: NC,MSB						
	87.6	14.1	171	mg/kg			SW846 6020	02/25-02/26/10	LV2DH1DH
			Qualifiers: NC,MSB						
			Dilution Factor: 10						
			Analysis Time..: 15:58		Instrument ID..: I8			Analyst ID.....: 001637	

NOTE(S):

Calculations are performed before rounding to avoid round-off errors in calculated results.

Results and reporting limits have been adjusted for dry weight.

NC The recovery and/or RPD were not calculated.

MSB The recovery and RPD may be outside control limits because the sample amount was greater than 4X the spike amount.

N Spiked analyte recovery is outside stated control limits.

MATRIX SPIKE SAMPLE EVALUATION REPORT

TOTAL Metals

Client Lot #...: A0B240490 **Matrix.....:** SO
Date Sampled...: 02/23/10 14:00 **Date Received..:** 02/24/10

PARAMETER	PERCENT RECOVERY	RECOVERY LIMITS	RPD	RPD LIMITS	METHOD	PREPARATION-ANALYSIS DATE	WORK ORDER #
MS Lot-Sample #: A0B240490-020 **Prep Batch #...:** 0056021							
Aluminum	NC,MSB	(70 - 130)			SW846 6020	02/25-03/01/10	LV2FQ1AF
	NC,MSB	(70 - 130)		(0-20)	SW846 6020	02/25-03/01/10	LV2FQ1AG
		Dilution Factor: 10					
		Analysis Time..: 14:00			Instrument ID..: I8	Analyst ID.....: 001637	
Antimony	31 N	(75 - 125)			SW846 6020	02/25-02/26/10	LV2FQ1C2
	29 N	(75 - 125)	7.2	(0-20)	SW846 6020	02/25-02/26/10	LV2FQ1C3
		Dilution Factor: 10					
		Analysis Time..: 17:56			Instrument ID..: I8	Analyst ID.....: 001637	
Arsenic	98	(23 - 131)			SW846 6020	02/25-02/26/10	LV2FQ1AJ
	125	(23 - 131)	17	(0-20)	SW846 6020	02/25-02/26/10	LV2FQ1AK
		Dilution Factor: 10					
		Analysis Time..: 17:56			Instrument ID..: I8	Analyst ID.....: 001637	
Barium	50	(10 - 199)			SW846 6020	02/25-02/26/10	LV2FQ1AM
	104	(10 - 199)	16	(0-20)	SW846 6020	02/25-02/26/10	LV2FQ1AN
		Dilution Factor: 10					
		Analysis Time..: 17:56			Instrument ID..: I8	Analyst ID.....: 001637	
Beryllium	95	(58 - 112)			SW846 6020	02/25-03/01/10	LV2FQ1AQ
	94	(58 - 112)	0.91	(0-20)	SW846 6020	02/25-03/01/10	LV2FQ1AR
		Dilution Factor: 10					
		Analysis Time..: 14:00			Instrument ID..: I8	Analyst ID.....: 001637	
Cadmium	96	(58 - 110)			SW846 6020	02/25-02/26/10	LV2FQ1AX
	95	(58 - 110)	1.6	(0-20)	SW846 6020	02/25-02/26/10	LV2FQ1A0
		Dilution Factor: 10					
		Analysis Time..: 17:56			Instrument ID..: I8	Analyst ID.....: 001637	
Calcium	131 N	(70 - 130)			SW846 6020	02/25-02/26/10	LV2FQ1AU
	170 N	(70 - 130)	16	(0-20)	SW846 6020	02/25-02/26/10	LV2FQ1AV
		Dilution Factor: 10					
		Analysis Time..: 17:56			Instrument ID..: I8	Analyst ID.....: 001637	
Chromium	112	(10 - 199)			SW846 6020	02/25-02/26/10	LV2FQ1A5
	111	(10 - 199)	0.36	(0-20)	SW846 6020	02/25-02/26/10	LV2FQ1A6
		Dilution Factor: 10					
		Analysis Time..: 17:56			Instrument ID..: I8	Analyst ID.....: 001637	

(Continued on next page)

MATRIX SPIKE SAMPLE EVALUATION REPORT

TOTAL Metals

Client Lot #...: A0B240490 **Matrix.....:** SO
Date Sampled...: 02/23/10 14:00 **Date Received..:** 02/24/10

PARAMETER	PERCENT RECOVERY	RECOVERY LIMITS	RPD	RPD LIMITS	METHOD	PREPARATION-ANALYSIS DATE	WORK ORDER #
Cobalt	99	(55 - 110)			SW846 6020	02/25-02/26/10	LV2FQ1A2
	103	(55 - 110)	3.1	(0-20)	SW846 6020	02/25-02/26/10	LV2FQ1A3
		Dilution Factor: 10					
		Analysis Time..: 17:56			Instrument ID..: I8	Analyst ID.....: 001637	
Copper	119	(10 - 199)			SW846 6020	02/25-02/26/10	LV2FQ1A8
	109	(10 - 199)	5.0	(0-20)	SW846 6020	02/25-02/26/10	LV2FQ1A9
		Dilution Factor: 10					
		Analysis Time..: 17:56			Instrument ID..: I8	Analyst ID.....: 001637	
Iron	NC,MSB	(70 - 130)			SW846 6020	02/25-02/26/10	LV2FQ1CC
	NC,MSB	(70 - 130)		(0-20)	SW846 6020	02/25-02/26/10	LV2FQ1CD
		Dilution Factor: 10					
		Analysis Time..: 17:56			Instrument ID..: I8	Analyst ID.....: 001637	
Lead	85	(10 - 199)			SW846 6020	02/25-02/26/10	LV2FQ1CX
	109	(10 - 199)	15	(0-20)	SW846 6020	02/25-02/26/10	LV2FQ1C0
		Dilution Factor: 10					
		Analysis Time..: 17:56			Instrument ID..: I8	Analyst ID.....: 001637	
Magnesium	126	(70 - 130)			SW846 6020	02/25-02/26/10	LV2FQ1CJ
	146 N	(70 - 130)	7.0	(0-20)	SW846 6020	02/25-02/26/10	LV2FQ1CK
		Dilution Factor: 10					
		Analysis Time..: 17:56			Instrument ID..: I8	Analyst ID.....: 001637	
Manganese	NC,MSB	(10 - 199)			SW846 6020	02/25-02/26/10	LV2FQ1CM
	NC,MSB	(10 - 199)		(0-20)	SW846 6020	02/25-02/26/10	LV2FQ1CN
		Dilution Factor: 10					
		Analysis Time..: 17:56			Instrument ID..: I8	Analyst ID.....: 001637	
Mercury	100	(80 - 120)			SW846 7471A	02/25/10	LV2FQ1DJ
	96	(80 - 120)	2.8	(0-20)	SW846 7471A	02/25/10	LV2FQ1DK
		Dilution Factor: 1					
		Analysis Time..: 12:51			Instrument ID..: H1	Analyst ID.....: 001576	
Nickel	115	(10 - 176)			SW846 6020	02/25-02/26/10	LV2FQ1CU
	122	(10 - 176)	2.8	(0-20)	SW846 6020	02/25-02/26/10	LV2FQ1CV
		Dilution Factor: 10					
		Analysis Time..: 17:56			Instrument ID..: I8	Analyst ID.....: 001637	
Potassium	104	(70 - 130)			SW846 6020	02/25-02/26/10	LV2FQ1CF
	124	(70 - 130)	13	(0-20)	SW846 6020	02/25-02/26/10	LV2FQ1CG
		Dilution Factor: 10					
		Analysis Time..: 17:56			Instrument ID..: I8	Analyst ID.....: 001637	

(Continued on next page)

MATRIX SPIKE SAMPLE EVALUATION REPORT

TOTAL Metals

Client Lot #...: A0B240490 **Matrix.....:** SO
Date Sampled...: 02/23/10 14:00 **Date Received..:** 02/24/10

PARAMETER	PERCENT RECOVERY	RECOVERY LIMITS	RPD	RPD LIMITS	METHOD	PREPARATION-ANALYSIS DATE	WORK ORDER #
Selenium	94	(39 - 116)			SW846 6020	02/25-02/26/10	LV2FQ1C5
	81	(39 - 116)	14	(0-20)	SW846 6020	02/25-02/26/10	LV2FQ1C6
		Dilution Factor: 10					
		Analysis Time..: 17:56			Instrument ID..: I8	Analyst ID.....: 001637	
Silver	104	(75 - 125)			SW846 6020	02/25-02/26/10	LV2FQ1AC
	101	(75 - 125)	3.3	(0-20)	SW846 6020	02/25-02/26/10	LV2FQ1AD
		Dilution Factor: 10					
		Analysis Time..: 17:56			Instrument ID..: I8	Analyst ID.....: 001637	
Sodium	97	(70 - 130)			SW846 6020	02/25-03/01/10	LV2FQ1CQ
	96	(70 - 130)	1.4	(0-20)	SW846 6020	02/25-03/01/10	LV2FQ1CR
		Dilution Factor: 10					
		Analysis Time..: 14:00			Instrument ID..: I8	Analyst ID.....: 001637	
Thallium	90	(62 - 110)			SW846 6020	02/25-02/26/10	LV2FQ1C8
	91	(62 - 110)	1.2	(0-20)	SW846 6020	02/25-02/26/10	LV2FQ1C9
		Dilution Factor: 10					
		Analysis Time..: 17:56			Instrument ID..: I8	Analyst ID.....: 001637	
Vanadium	107	(39 - 129)			SW846 6020	02/25-02/26/10	LV2FQ1DC
	124	(39 - 129)	8.6	(0-20)	SW846 6020	02/25-02/26/10	LV2FQ1DD
		Dilution Factor: 10					
		Analysis Time..: 17:56			Instrument ID..: I8	Analyst ID.....: 001637	
Zinc	160	(10 - 199)			SW846 6020	02/25-02/26/10	LV2FQ1DF
	188	(10 - 199)	6.1	(0-20)	SW846 6020	02/25-02/26/10	LV2FQ1DG
		Dilution Factor: 10					
		Analysis Time..: 17:56			Instrument ID..: I8	Analyst ID.....: 001637	

NOTE(S):

Calculations are performed before rounding to avoid round-off errors in calculated results.

Results and reporting limits have been adjusted for dry weight.

NC The recovery and/or RPD were not calculated.

MSB The recovery and RPD may be outside control limits because the sample amount was greater than 4X the spike amount.

N Spiked analyte recovery is outside stated control limits.

MATRIX SPIKE SAMPLE DATA REPORT

TOTAL Metals

Client Lot #...: A0B240490 **Matrix.....:** SO
Date Sampled...: 02/23/10 14:00 **Date Received..:** 02/24/10

PARAMETER	SAMPLE AMOUNT	SPIKE AMT	MEASRD AMOUNT	UNITS	PERCNT RECVRY	RPD	METHOD	PREPARATION-ANALYSIS DATE	WORK ORDER #
MS Lot-Sample #: A0B240490-020 **Prep Batch #...:** 0056021									
Aluminum									
	9890	2240	14200	mg/kg			SW846 6020	02/25-03/01/10	LV2FQ1AF
			Qualifiers: NC,MSB						
	9890	2240	16000	mg/kg			SW846 6020	02/25-03/01/10	LV2FQ1AG
			Qualifiers: NC,MSB						
			Dilution Factor: 10						
			Analysis Time..: 14:00		Instrument ID..: I8			Analyst ID.....: 001637	
Antimony									
	0.23	22.4	7.2 N	mg/kg	31		SW846 6020	02/25-02/26/10	LV2FQ1C2
	0.23	22.4	6.7 N	mg/kg	29	7.2	SW846 6020	02/25-02/26/10	LV2FQ1C3
			Dilution Factor: 10						
			Analysis Time..: 17:56		Instrument ID..: I8			Analyst ID.....: 001637	
Arsenic									
	10.8	22.4	32.8	mg/kg	98		SW846 6020	02/25-02/26/10	LV2FQ1AJ
	10.8	22.4	38.7	mg/kg	125	17	SW846 6020	02/25-02/26/10	LV2FQ1AK
			Dilution Factor: 10						
			Analysis Time..: 17:56		Instrument ID..: I8			Analyst ID.....: 001637	
Barium									
	59.6	22.4	70.9	mg/kg	50		SW846 6020	02/25-02/26/10	LV2FQ1AM
	59.6	22.4	82.9	mg/kg	104	16	SW846 6020	02/25-02/26/10	LV2FQ1AN
			Dilution Factor: 10						
			Analysis Time..: 17:56		Instrument ID..: I8			Analyst ID.....: 001637	
Beryllium									
	0.48	22.4	21.8	mg/kg	95		SW846 6020	02/25-03/01/10	LV2FQ1AQ
	0.48	22.4	21.6	mg/kg	94	0.91	SW846 6020	02/25-03/01/10	LV2FQ1AR
			Dilution Factor: 10						
			Analysis Time..: 14:00		Instrument ID..: I8			Analyst ID.....: 001637	
Cadmium									
	0.20	22.4	21.8	mg/kg	96		SW846 6020	02/25-02/26/10	LV2FQ1AX
	0.20	22.4	21.5	mg/kg	95	1.6	SW846 6020	02/25-02/26/10	LV2FQ1A0
			Dilution Factor: 10						
			Analysis Time..: 17:56		Instrument ID..: I8			Analyst ID.....: 001637	
Calcium									
	2090	2240	5020 N	mg/kg	131		SW846 6020	02/25-02/26/10	LV2FQ1AU
	2090	2240	5910 N	mg/kg	170	16	SW846 6020	02/25-02/26/10	LV2FQ1AV
			Dilution Factor: 10						
			Analysis Time..: 17:56		Instrument ID..: I8			Analyst ID.....: 001637	

(Continued on next page)

MATRIX SPIKE SAMPLE DATA REPORT

TOTAL Metals

Client Lot #...: A0B240490 **Matrix.....:** SO
Date Sampled...: 02/23/10 14:00 **Date Received..:** 02/24/10

PARAMETER	SAMPLE AMOUNT	SPIKE AMT	MEASRD AMOUNT	UNITS	PERCNT RECVRY	RPD	METHOD	PREPARATION-ANALYSIS DATE	WORK ORDER #
Chromium									
	18.7	22.4	43.7	mg/kg	112		SW846 6020	02/25-02/26/10	LV2FQ1A5
	18.7	22.4	43.5	mg/kg	111	0.36	SW846 6020	02/25-02/26/10	LV2FQ1A6
			Dilution Factor: 10						
			Analysis Time..: 17:56		Instrument ID..: I8			Analyst ID.....: 001637	
Cobalt									
	10.4	22.4	32.4	mg/kg	99		SW846 6020	02/25-02/26/10	LV2FQ1A2
	10.4	22.4	33.5	mg/kg	103	3.1	SW846 6020	02/25-02/26/10	LV2FQ1A3
			Dilution Factor: 10						
			Analysis Time..: 17:56		Instrument ID..: I8			Analyst ID.....: 001637	
Copper									
	20.2	22.4	46.9	mg/kg	119		SW846 6020	02/25-02/26/10	LV2FQ1A8
	20.2	22.4	44.6	mg/kg	109	5.0	SW846 6020	02/25-02/26/10	LV2FQ1A9
			Dilution Factor: 10						
			Analysis Time..: 17:56		Instrument ID..: I8			Analyst ID.....: 001637	
Iron									
	24100	2240	28200	mg/kg			SW846 6020	02/25-02/26/10	LV2FQ1CC
			Qualifiers: NC,MSB						
	24100	2240	35700	mg/kg			SW846 6020	02/25-02/26/10	LV2FQ1CD
			Qualifiers: NC,MSB						
			Dilution Factor: 10						
			Analysis Time..: 17:56		Instrument ID..: I8			Analyst ID.....: 001637	
Lead									
	14.5	22.4	33.5	mg/kg	85		SW846 6020	02/25-02/26/10	LV2FQ1CX
	14.5	22.4	39.1	mg/kg	109	15	SW846 6020	02/25-02/26/10	LV2FQ1C0
			Dilution Factor: 10						
			Analysis Time..: 17:56		Instrument ID..: I8			Analyst ID.....: 001637	
Magnesium									
	3230	2240	6060	mg/kg	126		SW846 6020	02/25-02/26/10	LV2FQ1CJ
	3230	2240	6500 N	mg/kg	146	7.0	SW846 6020	02/25-02/26/10	LV2FQ1CK
			Dilution Factor: 10						
			Analysis Time..: 17:56		Instrument ID..: I8			Analyst ID.....: 001637	
Manganese									
	374	22.4	367	mg/kg			SW846 6020	02/25-02/26/10	LV2FQ1CM
			Qualifiers: NC,MSB						
	374	22.4	469	mg/kg			SW846 6020	02/25-02/26/10	LV2FQ1CN
			Qualifiers: NC,MSB						
			Dilution Factor: 10						
			Analysis Time..: 17:56		Instrument ID..: I8			Analyst ID.....: 001637	

(Continued on next page)

MATRIX SPIKE SAMPLE DATA REPORT

TOTAL Metals

Client Lot #...: A0B240490 **Matrix.....:** SO
Date Sampled...: 02/23/10 14:00 **Date Received..:** 02/24/10

PARAMETER	SAMPLE AMOUNT	SPIKE AMT	MEASRD AMOUNT	UNITS	PERCNT RECVRY	RPD	METHOD	PREPARATION-ANALYSIS DATE	WORK ORDER #
Mercury									
	0.074	0.37	0.45	mg/kg	100		SW846 7471A	02/25/10	LV2FQ1DJ
	0.074	0.37	0.43	mg/kg	96	2.8	SW846 7471A	02/25/10	LV2FQ1DK
			Dilution Factor: 1						
			Analysis Time..: 12:51		Instrument ID..: H1			Analyst ID.....: 001576	
Nickel									
	23.2	22.4	49.0	mg/kg	115		SW846 6020	02/25-02/26/10	LV2FQ1CU
	23.2	22.4	50.4	mg/kg	122	2.8	SW846 6020	02/25-02/26/10	LV2FQ1CV
			Dilution Factor: 10						
			Analysis Time..: 17:56		Instrument ID..: I8			Analyst ID.....: 001637	
Potassium									
	840	2240	3170	mg/kg	104		SW846 6020	02/25-02/26/10	LV2FQ1CF
	840	2240	3610	mg/kg	124	13	SW846 6020	02/25-02/26/10	LV2FQ1CG
			Dilution Factor: 10						
			Analysis Time..: 17:56		Instrument ID..: I8			Analyst ID.....: 001637	
Selenium									
	0.96	22.4	22.0	mg/kg	94		SW846 6020	02/25-02/26/10	LV2FQ1C5
	0.96	22.4	19.1	mg/kg	81	14	SW846 6020	02/25-02/26/10	LV2FQ1C6
			Dilution Factor: 10						
			Analysis Time..: 17:56		Instrument ID..: I8			Analyst ID.....: 001637	
Silver									
	0.085	22.4	23.4	mg/kg	104		SW846 6020	02/25-02/26/10	LV2FQ1AC
	0.085	22.4	22.7	mg/kg	101	3.3	SW846 6020	02/25-02/26/10	LV2FQ1AD
			Dilution Factor: 10						
			Analysis Time..: 17:56		Instrument ID..: I8			Analyst ID.....: 001637	
Sodium									
	70.7	2240	2250	mg/kg	97		SW846 6020	02/25-03/01/10	LV2FQ1CQ
	70.7	2240	2220	mg/kg	96	1.4	SW846 6020	02/25-03/01/10	LV2FQ1CR
			Dilution Factor: 10						
			Analysis Time..: 14:00		Instrument ID..: I8			Analyst ID.....: 001637	
Thallium									
	0.13	22.4	20.4	mg/kg	90		SW846 6020	02/25-02/26/10	LV2FQ1C8
	0.13	22.4	20.6	mg/kg	91	1.2	SW846 6020	02/25-02/26/10	LV2FQ1C9
			Dilution Factor: 10						
			Analysis Time..: 17:56		Instrument ID..: I8			Analyst ID.....: 001637	

(Continued on next page)

MATRIX SPIKE SAMPLE DATA REPORT

TOTAL Metals

Client Lot #...: A0B240490 **Matrix.....:** SO
Date Sampled...: 02/23/10 14:00 **Date Received..:** 02/24/10

PARAMETER	SAMPLE AMOUNT	SPIKE AMT	MEASRD AMOUNT	UNITS	PERCNT RECVRY	RPD	METHOD	PREPARATION-ANALYSIS DATE	WORK ORDER #
Vanadium									
	17.0	22.4	41.0	mg/kg	107		SW846 6020	02/25-02/26/10	LV2FQ1DC
	17.0	22.4	44.7	mg/kg	124	8.6	SW846 6020	02/25-02/26/10	LV2FQ1DD
			Dilution Factor: 10						
			Analysis Time..: 17:56		Instrument ID..: I8			Analyst ID.....: 001637	
Zinc									
	63.5	22.4	99.4	mg/kg	160		SW846 6020	02/25-02/26/10	LV2FQ1DF
	63.5	22.4	106	mg/kg	188	6.1	SW846 6020	02/25-02/26/10	LV2FQ1DG
			Dilution Factor: 10						
			Analysis Time..: 17:56		Instrument ID..: I8			Analyst ID.....: 001637	

NOTE(S):

Calculations are performed before rounding to avoid round-off errors in calculated results.

Results and reporting limits have been adjusted for dry weight.

NC The recovery and/or RPD were not calculated.

MSB The recovery and RPD may be outside control limits because the sample amount was greater than 4X the spike amount.

N Spiked analyte recovery is outside stated control limits.

TestAmerica North Canton

Metals Data Reporting Form

Initial Calibration Verification Standard

Instrument: CVAA **Units:** ug/L

Chart Number: hg10225a.prn **Acceptable Range:** 90% - 110%

Standard Source: Ultra **Standard ID:**

Element	WL/ Mass	True Conc	Ck5ICV 2/25/2010 8:26 AM Found	% Rec	Found	% Rec	Found	% Rec	Found	% Rec	Found	% Rec
Mercury	253.7	2.5	2.38	**95.2**								

TestAmerica North Canton

Metals Data Reporting Form

Initial Calibration Verification Standard

Instrument: ICPMS **Units:** ug/L

Chart Number: I80226A.csv **Acceptable Range:** 90% - 110%

Standard Source: **Standard ID:**

Element	WL/ Mass	True Conc	ICV 2/26/2010 10:30 AM Found	% Rec	Found	% Rec	Found	% Rec	Found	% Rec	Found	% Rec
Aluminum	27	400.0	412.50	**103.1**								
Antimony	121	80.0	82.52	**103.2**								
Arsenic	75	80.0	80.01	**100.0**								
Barium	137	80.0	80.87	**101.1**								
Beryllium	9	80.0	79.83	**99.8**								
Cadmium	111	80.0	84.33	**105.4**								
Calcium	43	40000.0	41803.33	**104.5**								
Chromium	52	80.0	82.95	**103.7**								
Cobalt	59	80.0	82.11	**102.6**								
Copper	65	80.0	83.69	**104.6**								
Iron	56	20000.0	20196.67	**101.0**								
Lead	208	80.0	80.66	**100.8**								
Magnesium	25	40000.0	41486.67	**103.7**								
Manganese	55	400.0	410.93	**102.7**								
Nickel	60	80.0	83.52	**104.4**								
Potassium	39	40000.0	38943.33	**97.4**								
Selenium	78	80.0	82.06	**102.6**								
Silver	107	80.0	85.72	**107.2**								
Sodium	23	40000.0	40770.00	**101.9**								
Thallium	205	80.0	82.71	**103.4**								
Vanadium	51	80.0	81.66	**102.1**								
Zinc	66	80.0	82.61	**103.3**								

TestAmerica North Canton

Metals Data Reporting Form

Initial Calibration Verification Standard

Instrument: ICPMS **Units:** ug/L

Chart Number: I80301A.csv **Acceptable Range:** 90% - 110%

Standard Source: **Standard ID:**

Element	WL/ Mass	True Conc	ICV 3/1/2010 8:09 AM Found	% Rec	Found	% Rec	Found	% Rec	Found	% Rec	Found	% Rec
Aluminum	27	400.0	413.80	**103.5**								
Beryllium	9	80.0	82.92	**103.6**								
Manganese	55	400.0	416.87	**104.2**								
Sodium	23	40000.0	42020.00	**105.1**								

TestAmerica North Canton

Metals Data Reporting Form

Continuing Calibration Verification

Instrument: CVAA **Units:** ug/L

Chart Number: hg10225a.prn **Acceptable Range:** 80% - 120%

Standard Source: Ultra **Standard ID:**

Element	WL/ Mass	True Conc	Ck2CCV 2/25/2010 8:30 AM Found	% Rec	Ck2CCV 2/25/2010 8:41 AM Found	% Rec	Ck2CCV 2/25/2010 8:47 AM Found	% Rec	Ck2CCV 2/25/2010 8:50 AM Found	% Rec	Ck2CCV 2/25/2010 12:44 PM Found	% Rec
Mercury	253.7	5.0	5.18	**103.6**	5.24	**104.7**	5.21	**104.3**	5.14	**102.8**	5.17	**103.5**

TestAmerica North Canton

Metals Data Reporting Form

Continuing Calibration Verification

Instrument: CVAA **Units:** ug/L

Chart Number: hg10225a.prn **Acceptable Range:** 80% - 120%

Standard Source: Ultra **Standard ID:**

Element	WL/ Mass	True Conc	Ck2CCV 2/25/2010 12:58 PM Found	% Rec	Ck2CCV 2/25/2010 1:12 PM Found	% Rec	Ck2CCV 2/25/2010 1:26 PM Found	% Rec	Found	% Rec	Found	% Rec
Mercury	253.7	5.0	5.28	**105.6**	5.27	**105.3**	5.26	**105.3**				

TestAmerica North Canton

Metals Data Reporting Form

Continuing Calibration Verification

Instrument: ICPMS **Units:** ug/L

Chart Number: I80226A.csv **Acceptable Range:** 90% - 110%

Standard Source: **Standard ID:**

Element	WL/ Mass	True Conc	CCV 2/26/2010 11:00 AM Found	% Rec	CCV 4 2/26/2010 2:55 PM Found	% Rec	CCV 2/26/2010 3:33 PM Found	% Rec	CCV 5 2/26/2010 4:07 PM Found	% Rec	CCV 6 2/26/2010 5:04 PM Found	% Rec
Aluminum	27	500.0	518.23	**103.6**	503.27	**100.7**	501.47	**100.3**	502.70	**100.5**	560.90	**112.2**
Antimony	121	100.0	99.04	**99.0**	101.03	**101.0**	102.40	**102.4**	100.83	**100.8**	99.97	**100.0**
Arsenic	75	100.0	99.59	**99.6**	100.13	**100.1**	100.70	**100.7**	98.75	**98.7**	98.50	**98.5**
Barium	137	100.0	97.99	**98.0**	98.83	**98.8**	98.85	**98.9**	98.83	**98.8**	96.53	**96.5**
Beryllium	9	100.0	95.51	**95.5**	96.48	**96.5**	98.64	**98.6**	99.04	**99.0**	101.50	**101.5**
Cadmium	111	100.0	102.27	**102.3**	103.73	**103.7**	103.30	**103.3**	103.63	**103.6**	102.87	**102.9**
Calcium	43	50000.0	50976.67	**102.0**	50416.67	**100.8**	50700.00	**101.4**	50620.00	**101.2**	50373.33	**100.7**
Chromium	52	100.0	99.16	**99.2**	101.53	**101.5**	101.03	**101.0**	101.51	**101.5**	102.03	**102.0**
Cobalt	59	100.0	99.23	**99.2**	101.13	**101.1**	101.90	**101.9**	101.10	**101.1**	100.46	**100.5**
Copper	65	100.0	100.86	**100.9**	103.93	**103.9**	103.17	**103.2**	102.00	**102.0**	102.07	**102.1**
Iron	56	25000.0	24976.67	**99.9**	25713.33	**102.9**	25346.67	**101.4**	25560.00	**102.2**	25820.00	**103.3**
Lead	208	100.0	97.64	**97.6**	98.43	**98.4**	98.66	**98.7**	98.23	**98.2**	97.95	**98.0**
Magnesium	25	50000.0	50936.67	**101.9**	51483.33	**103.0**	51140.00	**102.3**	51906.67	**103.8**	52206.67	**104.4**
Manganese	55	500.0	503.77	**100.8**	508.90	**101.8**	513.40	**102.7**	512.47	**102.5**	510.50	**102.1**
Nickel	60	100.0	100.79	**100.8**	101.60	**101.6**	103.13	**103.1**	101.97	**102.0**	102.70	**102.7**
Potassium	39	50000.0	47590.00	**95.2**	48923.33	**97.8**	49100.00	**98.2**	48170.00	**96.3**	50173.33	**100.3**
Selenium	78	100.0	98.24	**98.2**	97.44	**97.4**	100.17	**100.2**	97.89	**97.9**	97.00	**97.0**
Silver	107	100.0	102.70	**102.7**	104.83	**104.8**	104.40	**104.4**	103.90	**103.9**	103.30	**103.3**
Sodium	23	50000.0	49443.33	**98.9**	50680.00	**101.4**	51460.00	**102.9**	52636.67	**105.3**	55553.33	**111.1**
Thallium	205	100.0	99.40	**99.4**	100.14	**100.1**	101.03	**101.0**	100.12	**100.1**	100.87	**100.9**
Vanadium	51	100.0	98.41	**98.4**	101.72	**101.7**	99.92	**99.9**	100.80	**100.8**	101.37	**101.4**
Zinc	66	100.0	101.20	**101.2**	102.50	**102.5**	102.43	**102.4**	102.80	**102.8**	104.17	**104.2**

TestAmerica North Canton

Metals Data Reporting Form

Continuing Calibration Verification

Instrument: ICPMS **Units:** ug/L

Chart Number: I80226A.csv **Acceptable Range:** 90% - 110%

Standard Source: **Standard ID:**

Element	WL/ Mass	True Conc	CCV 7 2/26/2010 6:01 PM Found	% Rec	CCV 8 2/26/2010 6:58 PM Found	% Rec	Found	% Rec	Found	% Rec	Found	% Rec
Aluminum	27	500.0	517.03	**103.4**	560.47	**112.1**						
Antimony	121	100.0	100.83	**100.8**	100.71	**100.7**						
Arsenic	75	100.0	99.77	**99.8**	99.75	**99.7**						
Barium	137	100.0	98.69	**98.7**	97.14	**97.1**						
Beryllium	9	100.0	101.90	**101.9**	101.33	**101.3**						
Cadmium	111	100.0	103.03	**103.0**	103.30	**103.3**						
Calcium	43	50000.0	50650.00	**101.3**	50580.00	**101.2**						
Chromium	52	100.0	101.10	**101.1**	102.60	**102.6**						
Cobalt	59	100.0	100.43	**100.4**	101.90	**101.9**						
Copper	65	100.0	102.73	**102.7**	102.53	**102.5**						
Iron	56	25000.0	25526.67	**102.1**	25713.33	**102.9**						
Lead	208	100.0	97.91	**97.9**	96.72	**96.7**						
Magnesium	25	50000.0	51270.00	**102.5**	52223.33	**104.4**						
Manganese	55	500.0	510.63	**102.1**	515.93	**103.2**						
Nickel	60	100.0	100.79	**100.8**	102.17	**102.2**						
Potassium	39	50000.0	48970.00	**97.9**	47690.00	**95.4**						
Selenium	78	100.0	97.51	**97.5**	97.15	**97.2**						
Silver	107	100.0	104.17	**104.2**	104.27	**104.3**						
Sodium	23	50000.0	56253.33	**112.5**	54423.33	**108.8**						
Thallium	205	100.0	100.83	**100.8**	100.13	**100.1**						
Vanadium	51	100.0	101.00	**101.0**	100.93	**100.9**						
Zinc	66	100.0	104.90	**104.9**	104.43	**104.4**						

TestAmerica North Canton

Metals Data Reporting Form

Continuing Calibration Verification

Instrument: ICPMS **Units:** ug/L

Chart Number: I80301A.csv **Acceptable Range:** 90% - 110%

Standard Source: **Standard ID:**

Element	WL/ Mass	True Conc	CCV 3/1/2010 8:37 AM Found	% Rec	CCV 3 3/1/2010 11:40 AM Found	% Rec	CCV 4 3/1/2010 12:35 PM Found	% Rec	CCV 5 3/1/2010 1:31 PM Found	% Rec	CCV 6 3/1/2010 2:09 PM Found	% Rec
Aluminum	27	500.0	495.77	**99.2**	510.73	**102.1**	514.83	**103.0**	517.90	**103.6**	511.17	**102.2**
Beryllium	9	100.0	95.41	**95.4**	95.45	**95.4**	95.80	**95.8**	98.91	**98.9**	97.70	**97.7**
Manganese	55	500.0	509.80	**102.0**	522.40	**104.5**	529.70	**105.9**	529.73	**105.9**	536.50	**107.3**
Sodium	23	50000.0	49610.00	**99.2**	50560.00	**101.1**	50200.00	**100.4**	49593.33	**99.2**	49493.33	**99.0**

TestAmerica North Canton

Metals Data Reporting Form

Contract Required Detection Limit Standard

Instrument: CVAA **Units:** ug/L

Chart Number: hg10225a.prn **Acceptable Range:** 80% - 120%

Standard Source: Ultra **Standard ID:**

Element	WL/ Mass	True Conc	Ck3CRA\MRL 2/25/2010 8:28 AM Found	% Rec	Found	% Rec	Found	% Rec	Found	% Rec	Found	% Rec
Mercury	253.7	0.2	0.21	**104.7**								

TestAmerica North Canton

Metals Data Reporting Form

Contract Required Detection Limit Standard

Instrument: ICPMS **Units:** ug/L

Chart Number: I80226A.csv **Acceptable Range:** 80% - 120%

Standard Source: **Standard ID:**

Element	WL/ Mass	True Conc	CRI 2/26/2010 10:45 AM Found	% Rec	Found	% Rec	Found	% Rec	Found	% Rec	Found	% Rec
Aluminum	27	60.0	57.08	**95.1**								
Antimony	121	2.0	1.97	**98.7**								
Arsenic	75	5.0	4.90	**98.1**								
Barium	137	5.0	4.56	**91.2**								
Beryllium	9	1.0	1.02	**101.7**								
Cadmium	111	2.0	2.03	**101.4**								
Calcium	43	2000.0	2090.33	**104.5**								
Chromium	52	2.0	1.95	**97.5**								
Cobalt	59	1.0	1.03	**103.1**								
Copper	65	4.0	4.47	**111.8**								
Iron	56	150.0	167.30	**111.5**								
Lead	208	1.0	0.96	**95.5**								
Magnesium	25	1000.0	1033.10	**103.3**								
Manganese	55	5.0	5.28	**105.5**								
Nickel	60	5.0	5.35	**107.0**								
Potassium	39	1000.0	956.93	**95.7**								
Selenium	78	5.0	4.93	**98.6**								
Silver	107	1.0	1.11	**111.4**								
Sodium	23	1000.0	1012.33	**101.2**								
Thallium	205	2.0	1.99	**99.3**								
Vanadium	51	5.0	4.74	**94.9**								
Zinc	66	40.0	39.22	**98.1**								

TestAmerica North Canton

Metals Data Reporting Form

Contract Required Detection Limit Standard

Instrument: ICPMS **Units:** ug/L

Chart Number: I80301A.csv **Acceptable Range:** 80% - 120%

Standard Source: **Standard ID:**

Element	WL/ Mass	True Conc	CRI 3/1/2010 8:23 AM Found	% Rec	Found	% Rec	Found	% Rec	Found	% Rec	Found	% Rec
Aluminum	27	60.0	53.60	**89.3**								
Beryllium	9	1.0	1.01	**100.7**								
Manganese	55	5.0	5.31	**106.3**								
Sodium	23	1000.0	991.93	**99.2**								

TestAmerica North Canton

Metals Data Reporting Form

Initial Calibration Blank Results

Instrument: CVAA **Units:** ug/L

Chart Number: hg10225a.prn

Standard Source: **Standard ID:**

Element	WL/ Mass	Report Limit	Ck4ICB 2/25/2010 8:27 AM Found	Q	Found	Q	Found	Q	Found	Q	Found	Q
Mercury	253.7	0.6	0.2	U								

U Result is less than the IDL

B Result is between IDL and RL

TestAmerica North Canton

Metals Data Reporting Form

Initial Calibration Blank Results

Instrument: ICPMS **Units:** ug/L

Chart Number: I80226A.csv

Standard Source: _____ **Standard ID:** _____

Element	WL/ Mass	Report Limit	ICB 2/26/2010 10:35 AM Found	Q	Found	Q	Found	Q	Found	Q	Found	Q
Aluminum	27	100	50	U								
Antimony	121	5	1.2	U								
Arsenic	75	5	1	U								
Barium	137	10	2.6	U								
Beryllium	9	1	0.07	U								
Cadmium	111	2	0.062	U								
Calcium	43	2000	800	U								
Chromium	52	5	3.2	U								
Cobalt	59	5	0.09	U								
Copper	65	5	2.2	U								
Iron	56	500	218	U								
Lead	208	3	1.4	U								
Magnesium	25	1000	178	U								
Manganese	55	10	3.2	U								
Nickel	60	10	1.7	U								
Potassium	39	1000	76	U								
Selenium	78	5	0.42	U								
Silver	107	5	0.052	U								
Sodium	23	1000	280	U								
Thallium	205	2	1.1	U								
Vanadium	51	10	0.86	U								
Zinc	66	40	20	U								

U Result is less than the IDL

B Result is between IDL and RL

Form 3 Equivalent

TestAmerica North Canton

Metals Data Reporting Form

Initial Calibration Blank Results

Instrument: ICPMS **Units:** ug/L

Chart Number: I80301A.csv

Standard Source: **Standard ID:**

Element	WL/ Mass	Report Limit	ICB 3/1/2010 8:14 AM Found	Q	Found	Q	Found	Q	Found	Q	Found	Q
Aluminum	27	100	50	U								
Beryllium	9	1	0.07	U								
Manganese	55	10	3.2	U								
Sodium	23	1000	280	U								

U Result is less than the IDL

B Result is between IDL and RL

TestAmerica North Canton

Metals Data Reporting Form

Continuing Calibration Blank Results

Instrument: CVAA **Units:** ug/L

Chart Number: hg10225a.prn

Standard Source: **Standard ID:**

Element	WL/ Mass	Report Limit	Ck1CCB 2/25/2010 8:31 AM Found	Q	Ck1CCB 2/25/2010 8:43 AM Found	Q	Ck1CCB 2/25/2010 8:48 AM Found	Q	Ck1CCB 2/25/2010 8:52 AM Found	Q	Ck1CCB 2/25/2010 12:45 PM Found	Q
Mercury	253.7	0.6	0.2	U	0.2	U	0.2	U	0.2	U	0.2	U

U Result is less than the IDL

B Result is between IDL and RL

TestAmerica North Canton

Metals Data Reporting Form

Continuing Calibration Blank Results

Instrument: CVAA **Units:** ug/L

Chart Number: hg10225a.prn

Standard Source: **Standard ID:**

Element	WL/ Mass	Report Limit	Ck1CCB 2/25/2010 12:59 PM Found	Q	Ck1CCB 2/25/2010 1:13 PM Found	Q	Ck1CCB 2/25/2010 1:27 PM Found	Q	Found	Q	Found	Q
Mercury	253.7	0.6	0.2	U	0.2	U	0.2	U				

U Result is less than the IDL

B Result is between IDL and RL

Form 3 Equivalent

TestAmerica North Canton

Metals Data Reporting Form

Continuing Calibration Blank Results

Instrument: ICPMS **Units:** ug/L

Chart Number: I80226A.csv

Standard Source: **Standard ID:**

Element	WL/ Mass	Report Limit	CCB 2/26/2010 11:05 AM Found	Q	CCB 4 2/26/2010 3:00 PM Found	Q	CCB 2/26/2010 3:39 PM Found	Q	CCB 5 2/26/2010 4:13 PM Found	Q	CCB 6 2/26/2010 5:10 PM Found	Q
Aluminum	27	100	50	U	50	U	50	U	50	U	50	U
Antimony	121	5	1.2	U	1.2	U	1.2	U	1.2	U	1.2	U
Arsenic	75	5	1	U	1	U	1	U	1	U	1	U
Barium	137	10	2.6	U	2.6	U	2.6	U	2.6	U	2.6	U
Beryllium	9	1	0.07	U	0.07	U	0.07	U	0.07	U	0.07	U
Cadmium	111	2	0.062	U	0.062	U	**0.07**	**B**	**0.067**	**B**	**0.079**	**B**
Calcium	43	2000	800	U	800	U	800	U	800	U	800	U
Chromium	52	5	3.2	U	3.2	U	3.2	U	3.2	U	3.2	U
Cobalt	59	5	0.09	U	0.09	U	**0.093**	**B**	0.09	U	0.09	U
Copper	65	5	2.2	U	2.2	U	2.2	U	2.2	U	2.2	U
Iron	56	500	218	U	218	U	218	U	218	U	218	U
Lead	208	3	1.4	U	1.4	U	1.4	U	1.4	U	1.4	U
Magnesium	25	1000	178	U	178	U	178	U	178	U	178	U
Manganese	55	10	3.2	U	3.2	U	3.2	U	3.2	U	3.2	U
Nickel	60	10	1.7	U	1.7	U	1.7	U	1.7	U	1.7	U
Potassium	39	1000	76	U	76	U	76	U	76	U	76	U
Selenium	78	5	0.42	U	0.42	U	0.42	U	0.42	U	0.42	U
Silver	107	5	0.052	U	0.052	U	**0.088**	**B**	**0.07**	**B**	**0.081**	**B**
Sodium	23	1000	280	U	280	U	280	U	280	U	280	U
Thallium	205	2	1.1	U	1.1	U	1.1	U	1.1	U	1.1	U
Vanadium	51	10	0.86	U	0.86	U	0.86	U	0.86	U	0.86	U
Zinc	66	40	20	U	20	U	20	U	20	U	20	U

U Result is less than the IDL

B Result is between IDL and RL

Form 3 Equivalent

TestAmerica North Canton

Metals Data Reporting Form

Continuing Calibration Blank Results

Instrument: ICPMS **Units:** ug/L

Chart Number: I80226A.csv

Standard Source: **Standard ID:**

Element	WL/ Mass	Report Limit	CCB 7 2/26/2010 6:06 PM Found	Q	CCB 8 2/26/2010 7:04 PM Found	Q	Found	Q	Found	Q	Found	Q
Aluminum	27	100	50	U	50	U						
Antimony	121	5	1.2	U	1.2	U						
Arsenic	75	5	1	U	1	U						
Barium	137	10	2.6	U	2.6	U						
Beryllium	9	1	0.07	U	0.07	U						
Cadmium	111	2	**0.085**	**B**	**0.16**	**B**						
Calcium	43	2000	800	U	800	U						
Chromium	52	5	3.2	U	3.2	U						
Cobalt	59	5	**0.094**	**B**	**0.2**	**B**						
Copper	65	5	2.2	U	2.2	U						
Iron	56	500	218	U	218	U						
Lead	208	3	1.4	U	1.4	U						
Magnesium	25	1000	178	U	178	U						
Manganese	55	10	3.2	U	3.2	U						
Nickel	60	10	1.7	U	1.7	U						
Potassium	39	1000	76	U	76	U						
Selenium	78	5	0.42	U	0.42	U						
Silver	107	5	**0.088**	**B**	**0.15**	**B**						
Sodium	23	1000	280	U	280	U						
Thallium	205	2	1.1	U	1.1	U						
Vanadium	51	10	0.86	U	0.86	U						
Zinc	66	40	20	U	20	U						

U Result is less than the IDL

B Result is between IDL and RL

TestAmerica North Canton

Metals Data Reporting Form

Continuing Calibration Blank Results

Instrument: ICPMS **Units:** ug/L

Chart Number: I80301A.csv

Standard Source: **Standard ID:**

Element	WL/ Mass	Report Limit	CCB 3/1/2010 8:42 AM Found	Q	CCB 3 3/1/2010 11:45 AM Found	Q	CCB 4 3/1/2010 12:41 PM Found	Q	CCB 5 3/1/2010 1:37 PM Found	Q	CCB 6 3/1/2010 2:14 PM Found	Q
Aluminum	27	100	50	U	50	U	50	U	50	U	50	U
Beryllium	9	1	0.07	U	0.07	U	0.07	U	0.07	U	0.07	U
Manganese	55	10	3.2	U	3.2	U	3.2	U	3.2	U	3.2	U
Sodium	23	1000	280	U	280	U	280	U	280	U	280	U

U Result is less than the IDL

B Result is between IDL and RL

Form 3 Equivalent

TestAmerica North Canton

Metals Data Reporting Form

Interference Check Standard A

Instrument: ICPMS **Units:** ug/L

Chart Number: I80226A.csv **Acceptable Range:** 50% - 150%

Standard Source: **Standard ID:**

Element	WL/ Mass	Reporting Limit	True Conc	ICSA 2/26/2010 10:49 AM Found	Found	Found	Found	Found
Aluminum	27		50000	51600				
Antimony	121	5		0.003				
Arsenic	75	5		0.020				
Barium	137	10		0.660				
Beryllium	9	1		-0.005				
Cadmium	111	2		-0.019				
Calcium	43		50000	54300				
Chromium	52	5		0.490				
Cobalt	59	5		0.062				
Copper	65	5		0.280				
Iron	56		50000	52500				
Lead	208	3		0.082				
Magnesium	25		50000	53600				
Manganese	55	10		1				
Nickel	60	10		0.380				
Potassium	39	1000	50000	51100				
Selenium	78	5		0.018				
Silver	107	5		0.036				
Sodium	23	1000	50000	51500				
Thallium	205	2		0.098				
Vanadium	51	10		-0.230				
Zinc	66	40		-2.000				

U Result is less than the IDL

B Result is between IDL and RL

Form 4 Equivalent

TestAmerica North Canton

Metals Data Reporting Form

Interference Check Standard A

Instrument: ICPMS **Units:** ug/L

Chart Number: I80301A.csv **Acceptable Range:** 50% - 150%

Standard Source: **Standard ID:**

Element	WL/ Mass	Reporting Limit	True Conc	ICSA 3/1/2010 8:28 AM Found	Found	Found	Found	Found
Aluminum	27		50000	51400				
Beryllium	9	1		0.010				
Manganese	55	10		2				
Sodium	23	1000	50000	52100				

U Result is less than the IDL

B Result is between IDL and RL

Form 4 Equivalent

TestAmerica North Canton

Metals Data Reporting Form

Interference Check Standard AB

Instrument: ICPMS **Units:** ug/L

Chart Number: I80226A.csv **Acceptable Range:** 50% - 150%

Standard Source: **Standard ID:**

Element	WL/ Mass	True Conc	ICSAB 2/26/2010 10:54 AM Found	% Rec	Found	% Rec	Found	% Rec	Found	% Rec	Found	% Rec
Aluminum	27	50000	50796.7	**101.6**								
Antimony	121	100	100.4	**100.4**								
Arsenic	75	100	95.1	**95.1**								
Barium	137	100	99.7	**99.7**								
Beryllium	9	100	97.1	**97.1**								
Cadmium	111	100	102.1	**102.1**								
Calcium	43	50000	53763.3	**107.5**								
Chromium	52	100	102.9	**102.9**								
Cobalt	59	100	97.6	**97.6**								
Copper	65	100	96.5	**96.5**								
Iron	56	50000	51420.0	**102.8**								
Lead	208	100	99.8	**99.8**								
Magnesium	25	50000	53223.3	**106.4**								
Manganese	55	100	106.8	**106.8**								
Nickel	60	100	102.3	**102.3**								
Potassium	39	50000	52206.7	**104.4**								
Selenium	78	100	95.6	**95.6**								
Silver	107	100	102.1	**102.1**								
Sodium	23	50000	52306.7	**104.6**								
Thallium	205	100	101.8	**101.8**								
Vanadium	51	100	100.4	**100.4**								
Zinc	66	100	98.8	**98.8**								

N Spike recovery failed
NC Percent recovery was not calculated
U Result is less than the IDL

TestAmerica North Canton

Metals Data Reporting Form

Interference Check Standard AB

Instrument: ICPMS **Units:** ug/L

Chart Number: I80301A.csv **Acceptable Range:** 50% - 150%

Standard Source: **Standard ID:**

Element	WL/ Mass	True Conc	ICSAB 3/1/2010 8:32 AM Found	% Rec	Found	% Rec	Found	% Rec	Found	% Rec	Found	% Rec
Aluminum	27	50000	51306.7	**102.6**								
Beryllium	9	100	98.6	**98.6**								
Manganese	55	100	110.1	**110.1**								
Sodium	23	50000	53396.7	**106.8**								

N Spike recovery failed
NC Percent recovery was not calculated
U Result is less than the IDL

Form 4 Equivalent

TestAmerica North Canton

Metals Data Reporting Form

Post Digest Spike Sample Results

Spike Sample ID: LV2DHA

Original Sample ID: LV2DH **Client ID:** B12SB-027-5083-SO

Matrix: Solid **Units:** ug/L **Prep Date:** 2/25/2010 **Prep Batch:** 0056021

Weight: NA **Volume:** NA **Percent Moisture:** NA

Element	WL/ Mass	OS Conc	Q	PDS Conc	Q	Spike Level	% Rec	OS DF	PDS DF	Instr	OS Anal Date	OS Anal Time	PDS Anal Date	PDS Anal Time
Antimony	121	0.73	B	99.9		100	99.2	1	1	ICPMS	2/26/2010	15:43	2/26/2010	15:53
Arsenic	75	82.4		170		100	87.3	1	1	ICPMS	2/26/2010	15:43	2/26/2010	15:53
Cadmium	111	0.99	B	100		100	99.4	1	1	ICPMS	2/26/2010	15:43	2/26/2010	15:53
Chromium	52	89.8		194		100	104.2	1	1	ICPMS	2/26/2010	15:43	2/26/2010	15:53
Selenium	78	6.4		88.6		100	82.2	1	1	ICPMS	2/26/2010	15:43	2/26/2010	15:53
Silver	107	0.20	B	108		100	107.8	1	1	ICPMS	2/26/2010	15:43	2/26/2010	15:53
Sodium	23	468	B	11600		10000	111.2	1	1	ICPMS	2/26/2010	15:43	2/26/2010	15:53
Thallium	205	1.2	B	108		100	107.3	1	1	ICPMS	2/26/2010	15:43	2/26/2010	15:53
Zinc	66	621		704	NC	100	0.0	1	1	ICPMS	2/26/2010	15:43	2/26/2010	15:53

Comments:

5.04.5

N Spike recovery failed
NC Percent recovery was not calculated
U Result is less than the IDL
B Result is between IDL and RL

Form 5B Equivalent

TestAmerica North Canton

Metals Data Reporting Form

Serial Dilution RPD Report

Serial Dilution Sample ID: LV2DHL

Original Sample ID: LV2DH **Client ID:** B12SB-027-5083-SO

Matrix: Solid **Units:** ug/L **Prep Date:** 2/25/2010 **Prep Batch:** 0056021

Weight: NA **Volume:** NA **Percent Moisture:** NA

Element	WL/ Mass	OS Conc	Q	Serial Dilution Conc	Q	Percent Diff	OS DF	Ser Dil DF	Instr	OS Anal Date	OS Anal Time	Ser Dil Anal Date	Ser Dil Anal Time
Aluminum	27	73500		76300		3.8	1	5	ICPMS	2/26/2010	15:43	2/26/2010	15:48
Antimony	121	0.73	B	3.1	U		1	5	ICPMS	2/26/2010	15:43	2/26/2010	15:48
Arsenic	75	82.4		92.7	E		1	5	ICPMS	2/26/2010	15:43	2/26/2010	15:48
Barium	137	531		515			1	5	ICPMS	2/26/2010	15:43	2/26/2010	15:48
Beryllium	9	4.0		4.4	B		1	5	ICPMS	2/26/2010	15:43	2/26/2010	15:48
Cadmium	111	0.99	B	1.1	B		1	5	ICPMS	2/26/2010	15:43	2/26/2010	15:48
Calcium	43	52600		52900			1	5	ICPMS	2/26/2010	15:43	2/26/2010	15:48
Chromium	52	89.8		91.8			1	5	ICPMS	2/26/2010	15:43	2/26/2010	15:48
Cobalt	59	63.2		65.0			1	5	ICPMS	2/26/2010	15:43	2/26/2010	15:48
Copper	65	135		148			1	5	ICPMS	2/26/2010	15:43	2/26/2010	15:48
Iron	56	158000		161000		1.9	1	5	ICPMS	2/26/2010	15:43	2/26/2010	15:48
Lead	208	539		522		3.2	1	5	ICPMS	2/26/2010	15:43	2/26/2010	15:48
Magnesium	25	20900		21200			1	5	ICPMS	2/26/2010	15:43	2/26/2010	15:48
Manganese	55	2760		2770		0.4	1	5	ICPMS	2/26/2010	15:43	2/26/2010	15:48
Nickel	60	105		110			1	5	ICPMS	2/26/2010	15:43	2/26/2010	15:48
Potassium	39	4910		4900	B		1	5	ICPMS	2/26/2010	15:43	2/26/2010	15:48
Selenium	78	6.4		6.9	B		1	5	ICPMS	2/26/2010	15:43	2/26/2010	15:48
Silver	107	0.20	B	0.26	B		1	5	ICPMS	2/26/2010	15:43	2/26/2010	15:48
Sodium	23	468	B	700	U		1	5	ICPMS	2/26/2010	15:43	2/26/2010	15:48
Thallium	205	1.2	B	2.8	U		1	5	ICPMS	2/26/2010	15:43	2/26/2010	15:48
Vanadium	51	127		128			1	5	ICPMS	2/26/2010	15:43	2/26/2010	15:48
Zinc	66	621		719			1	5	ICPMS	2/26/2010	15:43	2/26/2010	15:48

Comments:

5.04.5

E Serial dilution percent difference not within limits

U Result is less than the IDL

B Result is between IDL and RL

Form 9 Equivalent

TestAmerica North Canton

Metals Data Reporting Form

Serial Dilution RPD Report

Serial Dilution Sample ID: LV2FQL

Original Sample ID: LV2FQ **Client ID:** CPCSS-043-5021-SO

Matrix: Solid **Units:** ug/L **Prep Date:** 2/25/2010 **Prep Batch:** 0056021

Weight: NA **Volume:** NA **Percent Moisture:** NA

Element	WL/ Mass	OS Conc	Q	Serial Dilution Conc	Q	Percent Diff	OS DF	Ser Dil DF	Instr	OS Anal Date	OS Anal Time	Ser Dil Anal Date	Ser Dil Anal Time
Mercury	253.7	0.20	B	0.50	B	152.5	1	5	CVAA	2/25/2010	12:49	2/25/2010	12:50

Comments:

5.04.5

E Serial dilution percent difference not within limits
U Result is less than the IDL
B Result is between IDL and RL

Form 9 Equivalent

TestAmerica North Canton

Metals Data Reporting Form

Units: mg/kg

Element	Reporting Limit	Raw Method Detection Limit
Aluminum	10	2.49
Antimony	0.5	0.0620
Arsenic	0.5	0.0522
Barium	1	0.13
Beryllium	0.1	0.0035
Cadmium	0.2	0.0031
Calcium	200	40.05
Chromium	0.5	0.16
Cobalt	0.5	0.0045
Copper	0.5	0.11
Iron	50	10.91
Lead	0.3	0.0705
Magnesium	100	8.90
Manganese	1	0.16
Mercury	0.1	0.014
Nickel	1	0.0864
Potassium	100	3.76
Selenium	0.5	0.0207
Silver	0.5	0.0026
Sodium	100	14.01
Thallium	0.2	0.0562
Vanadium	1	0.0432
Zinc	4	1.00

TestAmerica North Canton

Metals Data Reporting Form

Linear Dynamic Ranges

Instrument: ICPMS **Units:** ppb

Element	Wavelength /Mass	Linear Range	Date of Linear Range
Aluminum	27.00	500000	09/30/09
Antimony	121.00	1000	09/30/09
Arsenic	75.00	10000	09/29/09
Barium	137.00	10000	09/29/09
Beryllium	9.00	10000	09/29/09
Cadmium	111.00	10000	09/29/09
Calcium	43.00	500000	09/30/09
Chromium	52.00	10000	09/29/09
Cobalt	59.00	10000	09/29/09
Copper	65.00	10000	09/29/09
Iron	56.00	500000	09/30/09
Lead	208.00	10000	09/29/09
Magnesium	25.00	350000	09/30/09
Manganese	55.00	10000	09/29/09
Nickel	60.00	10000	09/29/09
Potassium	39.00	350000	09/30/09
Selenium	78.00	10000	09/29/09
Silver	107.00	10000	09/29/09
Sodium	23.00	500000	09/30/09
Thallium	205.00	10000	09/29/09
Vanadium	51.00	10000	09/29/09
Zinc	66.00	10000	09/29/09

Batch Number: **0056021**

TestAmerica Laboratories, Inc.
Metals Prep Log/ Batch Summary

Prepared By: Lisa McGall (e-Signature)

Prep Date: 02/25/10
Due Date: 03/17/10

Lot	Work Order			ICP Weight	ICPMS Weight	Hg Weight
A0B250000 Solid	LV20Q	B	Due Date: SDG:		1.00 g	0.60 g
A0B250000 Solid	LV20Q	C	Due Date: SDG:		1.00 g	0.60 g
A0B240490 Solid	LV2DH Total		Due Date: 03/17/10 SDG:		1.00 g	0.60 g
A0B240490 Solid	LV2DH Total	S	Due Date: 03/17/10 SDG:		1.00 g	0.60 g
A0B240490 Solid	LV2DH Total	D	Due Date: 03/17/10 SDG:		1.00 g	0.60 g
A0B240490 Solid	LV2D0 Total		Due Date: 03/17/10 SDG:		1.00 g	0.60 g
A0B240490 Solid	LV2D2 Total		Due Date: 03/17/10 SDG:		1.00 g	0.60 g
A0B240490 Solid	LV2D5 Total		Due Date: 03/17/10 SDG:		1.00 g	0.60 g
A0B240490 Solid	LV2D6 Total		Due Date: 03/17/10 SDG:		1.00 g	0.60 g
A0B240490 Solid	LV2D7 Total		Due Date: 03/17/10 SDG:		1.00 g	0.60 g
A0B240490 Solid	LV2D8 Total		Due Date: 03/17/10 SDG:		1.00 g	0.60 g
A0B240490 Solid	LV2D9 Total		Due Date: 03/17/10 SDG:		1.00 g	0.60 g
A0B240490 Solid	LV2EC Total		Due Date: 03/17/10 SDG:		1.00 g	0.60 g
A0B240490 Solid	LV2EF Total		Due Date: 03/17/10 SDG:		1.00 g	0.60 g
A0B240490 Solid	LV2EH Total		Due Date: 03/17/10 SDG:		1.00 g	0.60 g
A0B240490 Solid	LV2EJ Total		Due Date: 03/17/10 SDG:		1.00 g	0.60 g
A0B240490 Solid	LV2FA Total		Due Date: 03/17/10 SDG:		1.00 g	0.60 g
A0B240490 Solid	LV2FD Total		Due Date: 03/17/10 SDG:		1.00 g	0.60 g
A0B240490 Solid	LV2FG Total		Due Date: 03/17/10 SDG:		1.00 g	0.60 g
A0B240490 Solid	LV2FH Total		Due Date: 03/17/10 SDG:		1.00 g	0.60 g
A0B240490 Solid	LV2FK Total		Due Date: 03/17/10 SDG:		1.00 g	0.60 g
A0B240490 Solid	LV2FM Total		Due Date: 03/17/10 SDG:		1.00 g	0.60 g

Batch Number: **0056021**

TestAmerica Laboratories, Inc.
Metals Prep Log/ Batch Summary

Prepared By: Lisa McGall (e-Signature)

Prep Date: 02/25/10
Due Date: 03/17/10

Lot	Work Order			ICP Weight	ICPMS Weight	Hg Weight
A0B240490 Solid	LV2FP Total		Due Date: 03/17/10 SDG:		1.00 g	0.60 g
A0B240490 Solid	LV2FQ Total		Due Date: 03/17/10 SDG:		1.00 g	0.60 g
A0B240490 Solid	LV2FQ Total	S	Due Date: 03/17/10 SDG:		1.00 g	0.60 g
A0B240490 Solid	LV2FQ Total	D	Due Date: 03/17/10 SDG:		1.00 g	0.60 g

LEVEL 2

BLANK AND CHECK STANDARD ON BATCH	X
MS/MSD AND PDS ON BATCH	X
CORRECT SPIKES ADDED	X
SPIKING SOLUTIONS DOCUMENTED ON BATCH LOG	X

Comments:

B-BLANK; C-CHECK SAMPLE; L-CHECK SAMPLE DUPLICATE; P-SERIAL DILUTION; S-MATRIX SPIKE SAMPLE; D-MATRIX SPIKE DUPLICATE SAMPLE

Unless otherwise noted, final volumes are as follows: Soils - 100 mL. Waters - ICP and ICPMS - 50 mL, Hg - 100 mL.

Low Level Hg: final volumes are 40 mL.

ICPMS ELEMENTS WITHIN THE BATCH:

AG AL AS BA BE CA CD CO CR CU FE KX MG MN NA NI PB SB SE TL VX ZN

Matrix Spike Information:

LV2DH	Hg	ICPMS-1	ICPMS-2

Matrix Spike Information:

LV2FQ	Hg	ICPMS-1	ICPMS-2

Check Sample Information:

LV20Q	Hg	ICPMS-1	ICPMS-2

Prep Method(s): SW846 3050B, SW846 7471A

: Instrument Upload Run Log - Page 1 :
: Started Thu Feb 25 12:11:01 2010 by TOTHR :
: Data File: UPL$CAN_DATA_ROOT:<LHG>HG10225A.PRN;1 :

#	WorkOrder	Dilution	Date	Time	Batch	Lot	Instrument
1	STD1REP1	1	25-FEB-2010	08:19:31			H1
2	STD2REP1	1	25-FEB-2010	08:20:36			H1
3	STD3REP1	1	25-FEB-2010	08:21:46			H1
4	STD4REP1	1	25-FEB-2010	08:23:03			H1
5	STD5REP1	1	25-FEB-2010	08:24:19			H1
6	STD6REP1	1	25-FEB-2010	08:25:25			H1
7	CK5ICV	1	25-FEB-2010	08:26:37			H1
8	CK4ICB	1	25-FEB-2010	08:27:52			H1
9	CK3CRA\MRL	1	25-FEB-2010	08:28:59			H1
10	CK2CCV	1	25-FEB-2010	08:30:05			H1
11	CK1CCB	1	25-FEB-2010	08:31:11			H1
12	LVWX6	10	25-FEB-2010	08:32:15	0053033	A0B190529	H1
13	LVWX6S	14	25-FEB-2010	08:33:24	0053033	A0B190529	H1
14	LVWX6D	14	25-FEB-2010	08:34:31	0053033	A0B190529	H1
15	LVW0F	20	25-FEB-2010	08:35:37	0053033	A0B190529	H1
16	LVW0E	100	25-FEB-2010	08:36:43	0053033	A0B190529	H1
17	LVW0J	10	25-FEB-2010	08:37:51	0053033	A0B190529	H1
18	LVW0A	20	25-FEB-2010	08:38:57	0053033	A0B190529	H1
19	LVW0D	100	25-FEB-2010	08:40:06	0053033	A0B190529	H1
20	CK2CCV	1	25-FEB-2010	08:41:55			H1
21	CK1CCB	1	25-FEB-2010	08:43:00			H1
22	CK2CCV	1	25-FEB-2010	08:47:27			H1
23	CK1CCB	1	25-FEB-2010	08:48:32			H1
24	LVW0E	200	25-FEB-2010	08:49:39	0053033	A0B190529	H1
25	CK2CCV	1	25-FEB-2010	08:50:49			H1
26	CK1CCB	1	25-FEB-2010	08:52:14			H1
27	CK2CCV	1	25-FEB-2010	12:44:49			H1
28	CK1CCB	1	25-FEB-2010	12:45:55			H1
29	LV20QB	1	25-FEB-2010	12:47:09	0056021	A0B250000	H1
30	LV20QC	1	25-FEB-2010	12:48:13	0056021	A0B250000	H1
31	LV2FQ	1	25-FEB-2010	12:49:19	0056021	A0B240490	H1
32	LV2FQL	1	25-FEB-2010	12:50:24			H1
33	LV2FQS	1	25-FEB-2010	12:51:31	0056021	A0B240490	H1
34	LV2FQD	1	25-FEB-2010	12:52:50	0056021	A0B240490	H1
35	LV2DH	1	25-FEB-2010	12:53:57	0056021	A0B240490	H1
36	LV2DHS	1	25-FEB-2010	12:55:12	0056021	A0B240490	H1
37	LV2DHD	1	25-FEB-2010	12:56:19	0056021	A0B240490	H1
38	LV2EC	1	25-FEB-2010	12:57:24	0056021	A0B240490	H1
39	CK2CCV	1	25-FEB-2010	12:58:39			H1
40	CK1CCB	1	25-FEB-2010	12:59:45			H1
41	LV2FP	1	25-FEB-2010	13:00:53	0056021	A0B240490	H1
42	LV2FH	1	25-FEB-2010	13:02:03	0056021	A0B240490	H1
43	LV2EF	1	25-FEB-2010	13:03:18	0056021	A0B240490	H1
44	LV2D2	1	25-FEB-2010	13:04:33	0056021	A0B240490	H1

(continued)

#	WorkOrder	Dilution	Date	Time	Batch	Lot	Instrument
45	LV2EH	1	25-FEB-2010	13:05:40	0056021	A0B240490	H1
46	LV2FD	1	25-FEB-2010	13:06:50	0056021	A0B240490	H1
47	LV2EJ	1	25-FEB-2010	13:07:57	0056021	A0B240490	H1
48	LV2FM	1	25-FEB-2010	13:09:03	0056021	A0B240490	H1
49	LV2D7	1	25-FEB-2010	13:10:19	0056021	A0B240490	H1
50	LV2D9	1	25-FEB-2010	13:11:25	0056021	A0B240490	H1
51	CK2CCV	1	25-FEB-2010	13:12:30			H1
52	CK1CCB	1	25-FEB-2010	13:13:37			H1
53	LV2FG	1	25-FEB-2010	13:14:48	0056021	A0B240490	H1
54	LV2D0	1	25-FEB-2010	13:15:59	0056021	A0B240490	H1
55	LV2D8	1	25-FEB-2010	13:17:04	0056021	A0B240490	H1
56	LV2D6	1	25-FEB-2010	13:18:14	0056021	A0B240490	H1
57	LV2FA	1	25-FEB-2010	13:19:34	0056021	A0B240490	H1
58	LV2FK	1	25-FEB-2010	13:20:41	0056021	A0B240490	H1
59	LV2D5	1	25-FEB-2010	13:21:50	0056021	A0B240490	H1
60	LV20NB	1	25-FEB-2010	13:22:59	0056020	A0B250000	H1
61	LV20NC	1	25-FEB-2010	13:24:14	0056020	A0B250000	H1
62	LV10K	1	25-FEB-2010	13:25:40	0056020	A0B240425	H1
63	CK2CCV	1	25-FEB-2010	13:26:48			H1
64	CK1CCB	1	25-FEB-2010	13:27:53			H1
65	LV10KS	1	25-FEB-2010	13:28:58	0056020	A0B240425	H1
66	LV10KD	1	25-FEB-2010	13:30:25	0056020	A0B240425	H1
67	CK2CCV	1	25-FEB-2010	13:31:31			H1
68	CK1CCB	1	25-FEB-2010	13:32:46			H1

End of Report

```
:       Instrument Upload                                    Run Log - Page  1 :
:       Started Mon Mar  1 08:26:55 2010 by COUNTSK                            :
:       Data File: UPL$CAN_DATA_ROOT:<REP>I80226A.CSV;1                        :
```

#	WorkOrder	Dilution	Date	Time	Batch	Lot	Instrument	
1	STD1	1	26-FEB-2010	10:09:00			I8	
2	STD2	1	26-FEB-2010	10:13:43			I8	
3	STD3	1	26-FEB-2010	10:19:05			I8	
4	STD4	1	26-FEB-2010	10:25:44			I8	
5	ICV	1	26-FEB-2010	10:30:20			I8	
6	ICB	1	26-FEB-2010	10:35:59			I8	
7	CRI	1	26-FEB-2010	10:40:33			I8	
8	CRIQ	1	26-FEB-2010	10:45:14	QSm CRI		I8	
9	ICSA	1	26-FEB-2010	10:49:48			I8	
10	ICSAB	1	26-FEB-2010	10:54:23			I8	
11	CCV	1	26-FEB-2010	11:00:01			I8	
12	CCB	1	26-FEB-2010	11:05:52			I8	
13	LV030	10	26-FEB-2010	11:10:24	0055013	A0B230467	I8	
14	LV030L	50	26-FEB-2010	11:15:02			I8	
15	LV030A	10	26-FEB-2010	11:19:34	0055013	A0B230467	I8	not needed
16	LV030S	10	26-FEB-2010	11:24:45	0055013	A0B230467	I8	
17	LV030D	10	26-FEB-2010	11:29:21	0055013	A0B230467	I8	
18	LV031	10	26-FEB-2010	11:33:57	0055013	A0B230467	I8	
19	LV034	10	26-FEB-2010	11:38:28	0055013	A0B230467	I8	
20	LV035	10	26-FEB-2010	11:43:05	0055013	A0B230467	I8	
21	LV036	10	26-FEB-2010	11:47:48	0055013	A0B230467	I8	
22	LV20NB	1	26-FEB-2010	11:52:21	0056020	A0B250000	I8	
23	CCV	1	26-FEB-2010	11:56:59			I8	
24	CCB	1	26-FEB-2010	12:02:24			I8	
25	LV20NC	1	26-FEB-2010	12:06:57	0056020	A0B250000	I8	
26	LV10K	1	26-FEB-2010	12:12:03	0056020	A0B240425	I8	
27	LV10KL	1	26-FEB-2010	12:16:36			I8	
28	LV10KS	10	26-FEB-2010	12:21:11	0056020	A0B240425	I8	
29	LV10KD	10	26-FEB-2010	12:25:48	0056020	A0B240425	I8	
30	LV20EB	1	26-FEB-2010	12:30:25	0056016	A0B250000	I8	
31	LV20EC	1	26-FEB-2010	12:35:05	0056016	A0B250000	I8	
32	LV189	1	26-FEB-2010	12:40:26	0056016	A0B240474	I8	
33	LV2CK	1	26-FEB-2010	12:45:04	0056016	A0B240487	I8	
34	LV2CKL	1	26-FEB-2010	12:49:36			I8	
35	CCV	1	26-FEB-2010	12:54:12			I8	
36	CCB	1	26-FEB-2010	12:59:58			I8	
37	LV2CKF	1	26-FEB-2010	13:04:32	0056016	A0B240487	I8	
38	LV2CM	1	26-FEB-2010	13:09:05	0056016	A0B240487	I8	
39	LV2CMS	1	26-FEB-2010	13:13:43	0056016	A0B240487	I8	
40	LV2CMD	1	26-FEB-2010	13:19:34	0056016	A0B240487	I8	
41	LV2CMF	1	26-FEB-2010	13:25:34	0056016	A0B240487	I8	
42	LV2CMFS	1	26-FEB-2010	13:30:09	0056016	A0B240487	I8	
43	LV2CMFD	1	26-FEB-2010	13:36:06	0056016	A0B240487	I8	
44	LV2CP	1	26-FEB-2010	13:42:06	0056016	A0B240487	I8	

---------- (continued) ----------

#	WorkOrder	Dilution	Date	Time	Batch	Lot	Instrument
45	LV2CPF	1	26-FEB-2010	13:46:42	0056016	A0B240487	I8
46	LV14F	1	26-FEB-2010	13:51:22	0056016	0B24440	I8
47	CCV	1	26-FEB-2010	13:55:57			I8
48	CCB	1	26-FEB-2010	14:01:48			I8
49	LV14FS	1	26-FEB-2010	14:06:20	0056016	0B24440	I8
50	LV14FD	1	26-FEB-2010	14:12:09	0056016	0B24440	I8
51	LV14N	1	26-FEB-2010	14:18:16	0056016	0B24440	I8
52	LV14Q	1	26-FEB-2010	14:23:00	0056016	0B24440	I8
53	LV14R	1	26-FEB-2010	14:27:34	0056016	0B24440	I8
54	LV14T	1	26-FEB-2010	14:32:08	0056016	0B24440	I8
55	LV14V	1	26-FEB-2010	14:36:50	0056016	0B24440	I8
56	LV14W	1	26-FEB-2010	14:41:22	0056016	0B24440	I8
57	LV140	1	26-FEB-2010	14:45:58	0056016	0B24440	I8
58	LV141	1	26-FEB-2010	14:50:30	0056016	0B24440	I8
59	CCV	1	26-FEB-2010	14:55:04			I8
60	CCB	1	26-FEB-2010	15:00:39			I8
61	LV10K	5	26-FEB-2010	15:05:17	0056020	A0B240425	I8
62	LV10KL	25	26-FEB-2010	15:09:53			I8
63	LV142	1	26-FEB-2010	15:14:29	0056016	0B24440	I8
64	LV144	1	26-FEB-2010	15:19:05	0056016	0B24440	I8
65	LV20QB	1	26-FEB-2010	15:23:43	0056021	A0B250000	I8
66	LV20QC	1	26-FEB-2010	15:28:20	0056021	A0B250000	I8
67	CCV	1	26-FEB-2010	15:33:26			I8
68	CCB	1	26-FEB-2010	15:39:14			I8
69	LV2DH	1	26-FEB-2010	15:43:51	0056021	A0B240490	I8
70	LV2DHL	1	26-FEB-2010	15:48:26			I8
71	LV2DHA	1	26-FEB-2010	15:53:02	0056021	A0B240490	I8
72	LV2DHS	10	26-FEB-2010	15:58:19	0056021	A0B240490	I8
73	LV2DHD	10	26-FEB-2010	16:03:04	0056021	A0B240490	I8
74	CCV	1	26-FEB-2010	16:07:48			I8
75	CCB	1	26-FEB-2010	16:13:37			I8
76	LV2D0	1	26-FEB-2010	16:18:12	0056021	A0B240490	I8
77	LV2D2	1	26-FEB-2010	16:22:51	0056021	A0B240490	I8
78	LV2D5	1	26-FEB-2010	16:27:26	0056021	A0B240490	I8
79	LV2D6	1	26-FEB-2010	16:32:02	0056021	A0B240490	I8
80	LV2D7	1	26-FEB-2010	16:36:35	0056021	A0B240490	I8
81	LV2D8	1	26-FEB-2010	16:41:15	0056021	A0B240490	I8
82	LV2D9	1	26-FEB-2010	16:45:51	0056021	A0B240490	I8
83	LV2EC	1	26-FEB-2010	16:50:31	0056021	A0B240490	I8
84	LV2EF	1	26-FEB-2010	16:55:08	0056021	A0B240490	I8
85	LV2EH	1	26-FEB-2010	16:59:47	0056021	A0B240490	I8
86	CCV	1	26-FEB-2010	17:04:29			I8
87	CCB	1	26-FEB-2010	17:10:01			I8
88	LV2EJ	1	26-FEB-2010	17:14:36	0056021	A0B240490	I8

Zn Cd TL Se Ag Na
Cr As Sb

(continued)

#	WorkOrder	Dilution	Date	Time	Batch	Lot	Instrument	
89	LV2FA	1	26-FEB-2010	17:19:25	0056021	A0B240490	I8	
90	LV2FD	1	26-FEB-2010	17:23:59	0056021	A0B240490	I8	
91	LV2FG	1	26-FEB-2010	17:28:38	0056021	A0B240490	I8	
92	LV2FH	1	26-FEB-2010	17:33:17	0056021	A0B240490	I8	
93	LV2FK	1	26-FEB-2010	17:37:49	0056021	A0B240490	I8	
94	LV2FM	1	26-FEB-2010	17:42:26	0056021	A0B240490	I8	
95	LV2FP	1	26-FEB-2010	17:47:07	0056021	A0B240490	I8	
96	LV2FQ	1	26-FEB-2010	17:51:45	0056021	A0B240490	I8	
97	LV2FQS	10	26-FEB-2010	17:56:18	0056021	A0B240490	I8	
98	CCV	1	26-FEB-2010	18:01:06			I8	
99	CCB	1	26-FEB-2010	18:06:54			I8	
100	LV2FQD	10	26-FEB-2010	18:11:29	0056021	A0B240490	I8	
101	LV21NB	1	26-FEB-2010	18:16:11	0056051	A0B250000	I8	
102	LV21NC	1	26-FEB-2010	18:20:47	0056051	A0B250000	I8	
103	LVQVFR	1	26-FEB-2010	18:26:02	0056051	A0B160474	I8	
104	LVQVFRL	1	26-FEB-2010	18:30:39			I8	
105	LVQVFRA	1	26-FEB-2010	18:35:14	0056051	A0B160474	I8	not needed
106	LVQVFS	10	26-FEB-2010	18:39:59	0053028	A0B160474	I8	
107	LVQVFD	10	26-FEB-2010	18:44:47	0053028	A0B160474	I8	
108	LVQVHR	1	26-FEB-2010	18:49:29	0056051	A0B160474	I8	
109	LVQVJR	1	26-FEB-2010	18:54:05	0056051	A0B160474	I8	
110	CCV	1	26-FEB-2010	18:58:45			I8	
111	CCB	1	26-FEB-2010	19:04:28			I8	
112	LVQVKR	1	26-FEB-2010	19:09:07	0056051	A0B160474	I8	
113	LVQVLR	1	26-FEB-2010	19:13:46	0056051	A0B160474	I8	
114	LVVFKR	1	26-FEB-2010	19:18:22	0056051	A0B180524	I8	
115	LVVF1R	1	26-FEB-2010	19:22:58	0056051	A0B180524	I8	
116	LVVF6R	1	26-FEB-2010	19:27:43	0056051	A0B180524	I8	
117	CCV	1	26-FEB-2010	19:32:20			I8	
118	CCB	1	26-FEB-2010	19:37:58			I8	

End of Report

```
:       Instrument Upload                                    Run Log - Page  1 :
:       Started Tue Mar  2 05:31:35 2010 by COUNTSK                            :
:       Data File: UPL$CAN_DATA_ROOT:<REP>I80301A.CSV;1                        :
```

#	WorkOrder	Dilution	Date	Time	Batch	Lot	Instrument
1	STD1	1	01-MAR-2010	07:51:01			I8
2	STD2	1	01-MAR-2010	07:55:30			I8
3	STD3	1	01-MAR-2010	08:00:07			I8
4	STD4	1	01-MAR-2010	08:05:05			I8
5	ICV	1	01-MAR-2010	08:09:35			I8
6	ICB	1	01-MAR-2010	08:14:18			I8
7	CRI	1	01-MAR-2010	08:18:49			I8
8	CRIQ	1	01-MAR-2010	08:23:27			I8
9	ICSA	1	01-MAR-2010	08:28:00			I8
10	ICSAB	1	01-MAR-2010	08:32:34			I8
11	CCV	1	01-MAR-2010	08:37:21			I8
12	CCB	1	01-MAR-2010	08:42:22			I8
13	LV4H9B	1	01-MAR-2010	08:46:52	0057017	A0B260000	I8
14	LV4H9C	1	01-MAR-2010	08:51:22	0057017	A0B260000	I8
15	LV3H6	1	01-MAR-2010	08:56:05	0057017	A0B250453	I8
16	LV3JM	1	01-MAR-2010	09:00:37	0057017	A0B250453	I8
17	LV3JV	1	01-MAR-2010	09:05:07	0057017	A0B250453	I8
18	LV3JW	1	01-MAR-2010	09:09:43	0057017	A0B250453	I8
19	LV3J1	1	01-MAR-2010	09:14:14	0057017	A0B250453	I8
20	LV4H5B	1	01-MAR-2010	09:18:54	0057014	A0B260000	I8
21	LV4H5C	1	01-MAR-2010	09:23:26	0057014	A0B260000	I8
22	LV30J	1	01-MAR-2010	09:28:22	0057014	A0B250520	I8
23	CCV	1	01-MAR-2010	09:32:53			I8
24	CCB	1	01-MAR-2010	09:38:10			I8
25	LV3K1	1	01-MAR-2010	09:42:45	0057017	A0B250463	I8
26	LV3K1L	1	01-MAR-2010	09:47:19			I8
27	LV3K1A	1	01-MAR-2010	09:51:55	0057017	A0B250463	I8
28	LV3K1S	10	01-MAR-2010	09:56:24	0057017	A0B250463	I8
29	LV3K1D	10	01-MAR-2010	10:00:54	0057017	A0B250463	I8
30	LV3P4	1	01-MAR-2010	10:05:24	0057014	A0B250481	I8
31	LV3P4L	1	01-MAR-2010	10:09:59			I8
32	LV31D	1	01-MAR-2010	10:14:30	0057014	A0B250520	I8
33	LV31H	1	01-MAR-2010	10:19:01	0057014	A0B250520	I8
34	LV31K	1	01-MAR-2010	10:23:32	0057014	A0B250520	I8
35	CCV	1	01-MAR-2010	10:28:03			I8
36	CCB	1	01-MAR-2010	10:33:18			I8
37	LV4H5B	1	01-MAR-2010	10:37:53	0057014	A0B260000	I8
38	CCV	1	01-MAR-2010	10:42:25			I8
39	CCB	1	01-MAR-2010	10:47:55			I8
40	LV31M	1	01-MAR-2010	10:52:26	0057014	A0B250520	I8
41	LV31T	1	01-MAR-2010	10:57:12	0057014	A0B250520	I8
42	LV31V	1	01-MAR-2010	11:01:45	0057014	A0B250520	I8
43	LV31W	1	01-MAR-2010	11:06:18	0057014	A0B250520	I8
44	LV31WS	1	01-MAR-2010	11:10:51	0057014	A0B250520	I8

(continued)

#	WorkOrder	Dilution	Date	Time	Batch	Lot	Instrument
45	LV31WD	1	01-MAR-2010	11:16:21	0057014	A0B250520	I8
46	LV3MF	1	01-MAR-2010	11:22:10	0057014	0B24440	I8
47	LV3MH	1	01-MAR-2010	11:26:44	0057014	0B24440	I8
48	LV3MJ	1	01-MAR-2010	11:31:15	0057014	0B24440	I8
49	LV3MK	1	01-MAR-2010	11:36:00	0057014	0B24440	I8
50	CCV	1	01-MAR-2010	11:40:31			I8
51	CCB	1	01-MAR-2010	11:45:53			I8
52	LV3ML	1	01-MAR-2010	11:50:26	0057014	0B24440	I8
53	LV3MP	1	01-MAR-2010	11:55:01	0057014	0B24440	I8
54	LV3MQ	1	01-MAR-2010	11:59:34	0057014	0B24440	I8
55	LV3MR	1	01-MAR-2010	12:04:06	0057014	0B24440	I8
56	LV3MT	1	01-MAR-2010	12:08:46	0057014	0B24440	I8
57	LV2D0	10	01-MAR-2010	12:13:20	0056021	A0B240490	I8
58	LV2D6	10	01-MAR-2010	12:17:52	0056021	A0B240490	I8
59	LV2D7	10	01-MAR-2010	12:22:23	0056021	A0B240490	I8
60	LV2D8	10	01-MAR-2010	12:26:55	0056021	A0B240490	I8
61	LV2D9	10	01-MAR-2010	12:31:26	0056021	A0B240490	I8
62	CCV	1	01-MAR-2010	12:35:58			I8
63	CCB	1	01-MAR-2010	12:41:23			I8
64	LV2D2	1	01-MAR-2010	12:45:55	0056021	A0B240490	I8
65	LV2D5	1	01-MAR-2010	12:50:27	0056021	A0B240490	I8
66	LV2EC	10	01-MAR-2010	12:55:04	0056021	A0B240490	I8
67	LV2EF	10	01-MAR-2010	12:59:42	0056021	A0B240490	I8
68	LV2EH	10	01-MAR-2010	13:04:16	0056021	A0B240490	I8
69	LV2EJ	10	01-MAR-2010	13:08:53	0056021	A0B240490	I8
70	LV2FA	10	01-MAR-2010	13:13:26	0056021	A0B240490	I8
71	LV2FD	10	01-MAR-2010	13:18:00	0056021	A0B240490	I8
72	LV2FG	10	01-MAR-2010	13:22:33	0056021	A0B240490	I8
73	LV2FH	10	01-MAR-2010	13:27:04	0056021	A0B240490	I8
74	CCV	1	01-MAR-2010	13:31:36			I8
75	CCB	1	01-MAR-2010	13:37:12			I8
76	LV2FK	10	01-MAR-2010	13:41:50	0056021	A0B240490	I8
77	LV2FM	10	01-MAR-2010	13:46:22	0056021	A0B240490	I8
78	LV2FP	10	01-MAR-2010	13:50:54	0056021	A0B240490	I8
79	LV2FQ	10	01-MAR-2010	13:55:29	0056021	A0B240490	I8
80	LV2FQS	10	01-MAR-2010	14:00:01	0056021	A0B240490	I8
81	LV2FQD	10	01-MAR-2010	14:04:34	0056021	A0B240490	I8
82	CCV	1	01-MAR-2010	14:09:09			I8
83	CCB	1	01-MAR-2010	14:14:45			I8

End of Report

TestAmerica
THE LEADER IN ENVIRONMENTAL TESTING

INSTRUMENT PRINTOUTS

TestAmerica North Canton Hg Data Review Checklist

Run/Project Information

Run Date: 2-25-10 Analyst: RCT Instrument: H1

Prep Batches Run: See Run Log

Circle Methods used: 7470A / 245.1 : CORP-MT-0005 Rev 1 7471: CORP-MT-0007 Rev 1

Review Items	Yes	No	N/A	2nd Level
A. Calibration/Instrument Run QC				✓
1. Instrument calibrated per manufacturer's instructions and at SOP specified levels?	✓			✓
2. ICV/CCV analyzed at appropriate frequency and within control limits?	✓			✓
3. ICB/CCB analyzed at appropriate frequency and within +/- RL?	✓			✓
4. CRA run?	✓			✓
B. Sample Results				
1. Were samples with concentrations > high calibration standard diluted and reanalyzed?	✓			✓
2. All reported results bracketed by in control QC?	✓			✓
3. Sample analyses done within holding time?	✓			✓
C. Preparation/ Matrix QC				✓
1. LCS done per prep batch and within QC limits?	✓			✓
2. Method blank done per prep batch and < RL?	✓			✓
3. MS run at required frequency and within limits?	✓			✓
4. MSD or DU run at required frequency and RPD within SOP limits?	✓			
D. Other			✓	
1. Are all nonconformances documented appropriately?	✓			✓
2. Current IDL/MDL data on file?	✓			✓
3. Calculations and Transcription checked for error?	✓			✓
4. All client/project specific requirements met?	✓			✓
5. Date of analysis verified as correct?	✓			✓

Level I Analyst: Roger R. Toth Date/Time: 2-25-10

Level I Analyst: _____ Date/Time: _____

Comments: _____

2nd Level Reviewer: Natalie J Muscha Date/Time: 2-26-10

2nd Level Reviewer: _____ Date/Time: _____

Comments: _____

Curve Prepared Date: 2-24-10 Time: 0900

ICV CPI 09K-153 $SnCl_2$ OMR99

CAL/CCV HPS 0928106 NACL $NH_2OH{\cdot}HCL$ OMR122

Revised 01/03/2008

```
*** Standard: 1 Rep: 1                Seq:  0       08:19:31 25 Feb 2010 HG

Hg    .0000   ppb      480

*** Standard: 2 Rep: 1                Seq:  1       08:20:36 25 Feb 2010 HG

Hg    .2000   ppb      8358
```

Line	Conc.	Units	SD/RSD	1	2	3	4	5
*** Standard: 3 Rep: 1				Seq: 2	08:21:46 25 Feb 2010 HG			
Hg	.5000	ppb	20307					
*** Standard: 4 Rep: 1				Seq: 3	08:23:03 25 Feb 2010 HG			
Hg	1.000	ppb	38286					
*** Standard: 5 Rep: 1				Seq: 4	08:24:19 25 Feb 2010 HG			
Hg	5.000	ppb	180774					
*** Standard: 6 Rep: 1				Seq: 5	08:25:25 25 Feb 2010 HG			
Hg	10.00	ppb	367667					

```
RunProt: HGPPB      Hg analysis in the ppb range
RunFold: HG102250 Seq: 6    Batch:
                  Prnt: R/T On                    Pump: On
                  Rev: 4.2                        Xmit: Off Gas:    1.00 LPM
State: Idle       Macro HG        59: F3 Print    User: SMI         A/S: On
```

CALIBRATION: Line proto: HGPPB

	Hg Conc.	Calc.	Dev.	Accepted ->linear
S1	.0000	-.0121	-.0121	Quadratic
S2	.2000	.2035	.0035	Wtdlinear
S3	.5000	.5304	.0304	
S4	1.000	1.022	.0224	Accept
S5	5.000	4.921	-.0789	
S6	10.00	10.03	.0347	

A .00000000 r .999944

B 2.73616e-5 C -2.52843e-2

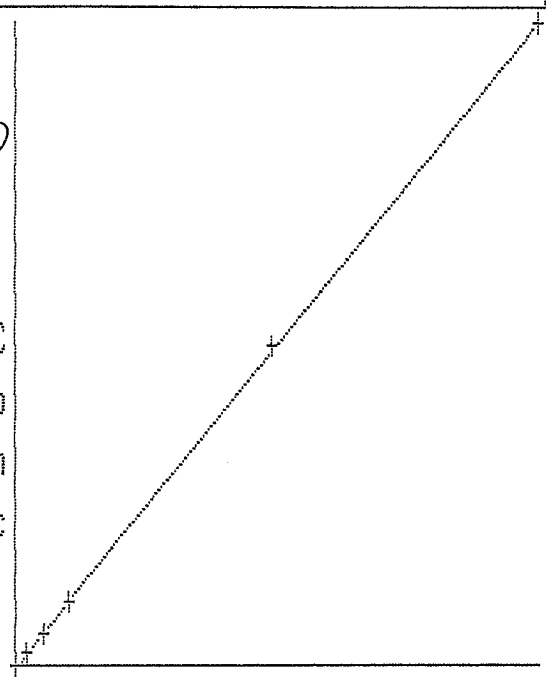

	Mean		
S1	488	0 SD	488
S2	8358	0 %RSD	8358
S3	20307	0 %RSD	20307
S4	38286	0 %RSD	38286
S5	188774	0 %RSD	188774
S6	367667	0 %RSD	367667

New cal coefficients stored

Line	Conc.	Units	SD/RSD	1	2	3	4	5

*** Check Standard: 5 Ck5ICV Seq: 6 08:26:37 25 Feb 2010 HG

Line	Flag	%Rcv.	Found	True	Units	SD/RSD
Hg		95.15	2.379	2.500	ppb	.0000 %

*** Check Standard: 4 Ck4ICB Seq: 7 08:27:52 25 Feb 2010 HG

Line	Flag	%Rcv.	Found	True	Units	SD/RSD
Hg		-280200	-.0280	.0000	ppb	.0000 %

*** Check Standard: 3 Ck3CRA\MRL Seq: 8 08:28:59 25 Feb 2010 HG

Line	Flag	%Rcv.	Found	True	Units	SD/RSD
Hg		104.7	.2094	.2000	ppb	.0000 %

*** Check Standard: 2 Ck2CCV Seq: 9 08:30:05 25 Feb 2010 HG

Line	Flag	%Rcv.	Found	True	Units	SD/RSD
Hg		103.6	5.180	5.000	ppb	.0000 %

*** Check Standard: 1 Ck1CCB Seq: 10 08:31:11 25 Feb 2010 HG

Line	Flag	Found	Range(+/-)	Units	SD/RSD
Hg		-.0331	.2000	ppb	.0000 %

*** Sample ID: LVWX6/10 Seq: 11 08:32:15 25 Feb 2010 HG

			SOLID		
Hg	7.828	ppb	.0000 %	7.828	

*** Sample ID: LVWX6S/14 Seq: 12 08:33:24 25 Feb 2010 HG

			SOLID		
Hg	6.675	ppb	.0000 %	6.675	

*** Sample ID: LVWX6D/14 Seq: 13 08:34:31 25 Feb 2010 HG

			SOLID		
Hg	6.099	ppb	.0000 %	6.099	

*** Sample ID: LVW0F/20 Seq: 14 08:35:37 25 Feb 2010 HG

			SOLID		
Hg	5.731	ppb	.0000 %	5.731	

*** Sample ID: LVW0E/100 Seq: 15 08:36:43 25 Feb 2010 HG

			SOLID		
Hg	14.60	ppb	.0000 %	14.60	

*** Sample ID: LVW0J/10 Seq: 16 08:37:51 25 Feb 2010 HG

			SOLID		
Hg	3.218	ppb	.0000 %	3.218	

*** Sample ID: LVW0J/20 Seq: 17 08:38:57 25 Feb 2010 HG

			SOLID		
Hg	6.855	ppb	.0000 %	6.855	

Line	Conc.	Units	SD/RSD	1	2	3	4	5

*** Sample ID: LVWOD/100 Seq: 18 08:40:06 25 Feb 2010 HG

SOLID

Hg 6.566 ppb .0000 % 6.566

*** Check Standard: 2 Ck2CCV Seq: 19 08:41:55 25 Feb 2010 HG

Line	Flag	%Rcv.	Found	True	Units	SD/RSD
Hg		104.7	5.237	5.000	ppb	.0000 %

*** Check Standard: 1 Ck1CCB Seq: 20 08:43:00 25 Feb 2010 HG

Line	Flag	Found	Range(+/-)	Units	SD/RSD
Hg		-.0174	.2000	ppb	.0000 %

*** Check Standard: 2 Ck2CCV Seq: 21 08:47:27 25 Feb 2010 HG

Line	Flag	%Rcv.	Found	True	Units	SD/RSD
Hg		104.3	5.214	5.000	ppb	.0000 %

*** Check Standard: 1 Ck1CCB Seq: 22 08:48:32 25 Feb 2010 HG

Line	Flag	Found	Range(+/-)	Units	SD/RSD
Hg		.0245	.2000	ppb	.0000 %

*** Sample ID: LVWOE/200 Seq: 23 08:49:39 25 Feb 2010 HG

SOLID

Hg 7.408 ppb .0000 % 7.408

*** Check Standard: 2 Ck2CCV Seq: 24 08:50:49 25 Feb 2010 HG

Line	Flag	%Rcv.	Found	True	Units	SD/RSD
Hg		102.8	5.140	5.000	ppb	.0000 %

*** Check Standard: 1 Ck1CCB Seq: 25 08:52:14 25 Feb 2010 HG

Line	Flag	Found	Range(+/-)	Units	SD/RSD
Hg		-.0049	.2000	ppb	.0000 %

*** Check Standard: 2 Ck2CCV Seq: 26 12:44:49 25 Feb 2010 HG

Line	Flag	%Rcv.	Found	True	Units	SD/RSD
Hg		103.5	5.174	5.000	ppb	.0000 %

*** Check Standard: 1 Ck1CCB Seq: 27 12:45:55 25 Feb 2010 HG

Line	Flag	Found	Range(+/-)	Units	SD/RSD
Hg		-.0188	.2000	ppb	.0000 %

*** Sample ID: LV20QB Seq: 28 12:47:09 25 Feb 2010 HG

0056021

Hg .0209 ppb .0000 % .0209

*** Sample ID: LV20QC Seq: 29 12:48:13 25 Feb 2010 HG

SOLID

Hg 5.057 ppb .0000 % 5.057

Line	Conc.	Units	SD/RSD	1	2	3	4	5
*** Sample ID: LV2FQ				Seq: 30	12:49:19 25 Feb 2010 HG			
			SOLID					
Hg	.1970	ppb	.0000 %	.1970				
*** Sample ID: LV2FQL				Seq: 31	12:50:24 25 Feb 2010 HG			
			SOLID					
Hg	.0995	ppb	.0000 %	.0995				
*** Sample ID: LV2FQS				Seq: 32	12:51:31 25 Feb 2010 HG			
			SOLID					
Hg	1.193	ppb	.0000 %	1.193				
*** Sample ID: LV2FQD				Seq: 33	12:52:50 25 Feb 2010 HG			
			SOLID					
Hg	1.160	ppb	.0000 %	1.160				
*** Sample ID: LV2DH				Seq: 34	12:53:57 25 Feb 2010 HG			
			SOLID					
Hg	.2527	ppb	.0000 %	.2527				
*** Sample ID: LV2DHS				Seq: 35	12:55:12 25 Feb 2010 HG			
			SOLID					
Hg	1.271	ppb	.0000 %	1.271				
*** Sample ID: LV2DHD				Seq: 36	12:56:19 25 Feb 2010 HG			
			SOLID					
Hg	1.248	ppb	.0000 %	1.248				
*** Sample ID: LV2EC				Seq: 37	12:57:24 25 Feb 2010 HG			
			SOLID					
Hg	.1232	ppb	.0000 %	.1232				

*** Check Standard: 2 Ck2CCV				Seq: 38	12:58:39 25 Feb 2010 HG
Line	Flag	%Rcv.	Found	True	Units	SD/RSD
Hg		105.6	5.282	5.000	ppb	.0000 %

*** Check Standard: 1 Ck1CCB				Seq: 39	12:59:45 25 Feb 2010 HG
Line	Flag	Found	Range(+/-)	Units	SD/RSD
Hg		.0365	.2000	ppb	.0000 %

*** Sample ID: LV2FP				Seq: 40	13:00:53 25 Feb 2010 HG			
			SOLID					
Hg	.3151	ppb	.0000 %	.3151				
*** Sample ID: LV2FH				Seq: 41	13:02:03 25 Feb 2010 HG			
			SOLID					
Hg	.1109	ppb	.0000 %	.1109				

Line	Conc.	Units	SD/RSD	1	2	3	4	5

*** Sample ID: LV2EF Seq: 42 13:03:18 25 Feb 2010 HG
SOLID
Hg .2489 ppb .0000 % .2489

*** Sample ID: LV2D2 Seq: 43 13:04:33 25 Feb 2010 HG
SOLID
Hg .7040 ppb .0000 % .7040

*** Sample ID: LV2EH Seq: 44 13:05:40 25 Feb 2010 HG
SOLID
Hg .1915 ppb .0000 % .1915

*** Sample ID: LV2FD Seq: 45 13:06:50 25 Feb 2010 HG
SOLID
Hg .2544 ppb .0000 % .2544

*** Sample ID: LV2EJ Seq: 46 13:07:57 25 Feb 2010 HG
SOLID
Hg .0246 ppb .0000 % .0246

*** Sample ID: LV2FM Seq: 47 13:09:03 25 Feb 2010 HG
SOLID
Hg .2152 ppb .0000 % .2152

*** Sample ID: LV2D7 Seq: 48 13:10:19 25 Feb 2010 HG
SOLID
Hg .0754 ppb .0000 % .0754

*** Sample ID: LV2D9 Seq: 49 13:11:25 25 Feb 2010 HG
SOLID
Hg .1584 ppb .0000 % .1584

*** Check Standard: 2 Ck2CCV Seq: 50 13:12:30 25 Feb 2010 HG

Line	Flag	%Rcv.	Found	True	Units	SD/RSD
Hg		105.3	5.265	5.000	ppb	.0000 %

*** Check Standard: 1 Ck1CCB Seq: 51 13:13:37 25 Feb 2010 HG

Line	Flag	Found	Range(+/-)	Units	SD/RSD
Hg		-.1026	.2000	ppb	.0000 %

*** Sample ID: LV2FG Seq: 52 13:14:48 25 Feb 2010 HG
SOLID
Hg .2391 ppb .0000 % .2391

*** Sample ID: LV2D0 Seq: 53 13:15:59 25 Feb 2010 HG
SOLID
Hg .1511 ppb .0000 % .1511

Line	Conc.	Units	SD/RSD	1	2	3	4	5
*** Sample ID: LV2D8				Seq: 54	13:17:04 25 Feb 2010 HG			
			SOLID					
Hg	.1943	ppb	.0000 %	.1943				
*** Sample ID: LV2D6				Seq: 55	13:18:14 25 Feb 2010 HG			
			SOLID					
Hg	.1525	ppb	.0000 %	.1525				
*** Sample ID: LV2FA				Seq: 56	13:19:34 25 Feb 2010 HG			
			SOLID					
Hg	.1784	ppb	.0000 %	.1784				
*** Sample ID: LV2FK				Seq: 57	13:20:41 25 Feb 2010 HG			
			SOLID					
Hg	.2335	ppb	.0000 %	.2335				
*** Sample ID: LV2D5				Seq: 58	13:21:50 25 Feb 2010 HG			
			SOLID					
Hg	.0976	ppb	.0000 %	.0976				
*** Sample ID: LV20NB				Seq: 59	13:22:59 25 Feb 2010 HG			
			0056020					
Hg	-.0114	ppb	.0000 %	-.0114				
*** Sample ID: LV20NC				Seq: 60	13:24:14 25 Feb 2010 HG			
			SOLID					
Hg	4.933	ppb	.0000 %	4.933				
*** Sample ID: LV10K				Seq: 61	13:25:40 25 Feb 2010 HG			
			SOLID					
Hg	1.160	ppb	.0000 %	1.160				

*** Check Standard: 2 Ck2CCV				Seq: 62	13:26:48 25 Feb 2010 HG
Line	Flag	%Rcv.	Found	True	Units	SD/RSD
Hg		105.3	5.264	5.000	ppb	.0000 %

*** Check Standard: 1 Ck1CCB				Seq: 63	13:27:53 25 Feb 2010 HG
Line	Flag	Found	Range(+/-)	Units	SD/RSD
Hg		-.0352	.2000	ppb	.0000 %

*** Sample ID: LV10KS				Seq: 64	13:28:58 25 Feb 2010 HG			
			SOLID					
Hg	2.112	ppb	.0000 %	2.112				
*** Sample ID: LV10KD				Seq: 65	13:30:25 25 Feb 2010 HG			
			SOLID					
Hg	2.167	ppb	.0000 %	2.167				

Line	Conc.	Units	SD/RSD	1	2	3	4	5

*** Check Standard: 2 Ck2CCV Seq: 66 13:31:31 25 Feb 2010 HG

Line	Flag	%Rcv.	Found	True	Units	SD/RSD
Hg		105.1	5.255	5.000	ppb	.0000 %

*** Check Standard: 1 Ck1CCB Seq: 67 13:32:46 25 Feb 2010 HG

Line	Flag	Found	Range(+/-)	Units	SD/RSD
Hg		-.0241	.2000	ppb	.0000 %

STD2/CCV STD 0858 ICSA STD 0851 CRI STD 0A30
STD3 STD 0859 ICSAB STD 0A31 DIL BLK 0MK121
STD4 STD 0860 ICV STD 94649
QSM CRI 0A40

Test America North Canton ICP/MS Data Review Checklist

Run/Project Information:

Run Date: 2-26-10 Analyst: KLL Instrument: I8
Prep Batches Run: See Run Log

Circle Methods used: 6020/ 200.8: CORP-MT-0001NC

Review Items

	Yes	No	N/A	2nd Level
A. Tune/Daily performance				
1. Resolution </= 0.9 AMU full width at 10% peak height, and within +/- 0.1 AMU of true mass?	✓			✓
2. Performance check within recommended specfications? (Be>8000cps) (In >300,000 cps) (Pb >100,000 cps) (Co>100000cps) (Mg>10000cps) (CeO/Ce ≤ 0.03) (Ba++/Ba+ ≤ 0.03)(Background < 30cps @ Mass 220) CCT Performance Check (In>75000cps) (Se<20 cps)	✓			✓
B. Calibration/Instrument Run QC				
1. Instrument calibrated per manufacturer's instructions and at SOP specified levels ? Correlation coefficient ≥ .995 ?	✓			✓
2. ICV/CCV analyzed at appropriate frequency and within control limits? (*ICV:* = 90 – 110%) (*CCV: 90 – 110%*, 200.8 = 85 -115%)	✓			✓
3. ICB/CCB analyzed at appropriate frequency and within +/- RL?	✓			✓
4. CRI run and recovered within QC limits (+/-50%)?	✓			✓
5. ICSA/ICSAB run at required frequency and within SOP control limits?	✓			✓
C. Sample Results				
1. Were samples with concentrations > the linear range for any parameter diluted and reanalyzed ?	✓			✓
2. All reported results bracketed by in control QC ?	✓			✓
3. Sample analyses done within holding time ?	✓			✓
D. Preparation/Matrix QC				
1. LCS done per prep batch and within QC limits ?	✓			✓
2. Method blank done per prep batch and < RL?	✓			✓
3. MS run at required frequency and within limits ?	✓			✓
4. MSD or DU run at required frequency and RPD within SOP limits ?	✓			✓
5. Serial dilution done per prep batch?	✓			✓
6. Post digest spike analyzed if required?	✓			✓
E. Other				
1. Are all nonconformances documented appropriately ?	✓			✓
2. Current IDL/LR data on file ?	✓			✓
3. Calculations checked for error ?	✓			✓
4. Transcriptions checked for error ?	✓			✓
5. All client/project specific requirements met ?	✓			✓
6. Date/time of analysis verified as correct ?	✓			✓

Level I Analyst: Karen Klouts Date: 3-1-10 Time: 10:09 – 19:37
Level I Analyst: Date: Time:

Level II Reviewer: [signature] Date: 3-1-10 Time: 10:09 – 19:37
Level II Reviewer: Date: Time:

Comments:

N:/Metals/ICPMS /Data Review Checklist
Rev. 1, 09/21/2007

Performance Report

Sample details
Acquired at : 2/26/2010 09:41:07
Report name : STD MODE PERF REPORT [8/11/2009 07:18:25]

Mass Calibration verification

Acquisition parameters
Sweeps : 10
Dwell : 5.0 mSecs
Point spacing : 0.02 amu
Peak width measured at 10% of the peak maximum

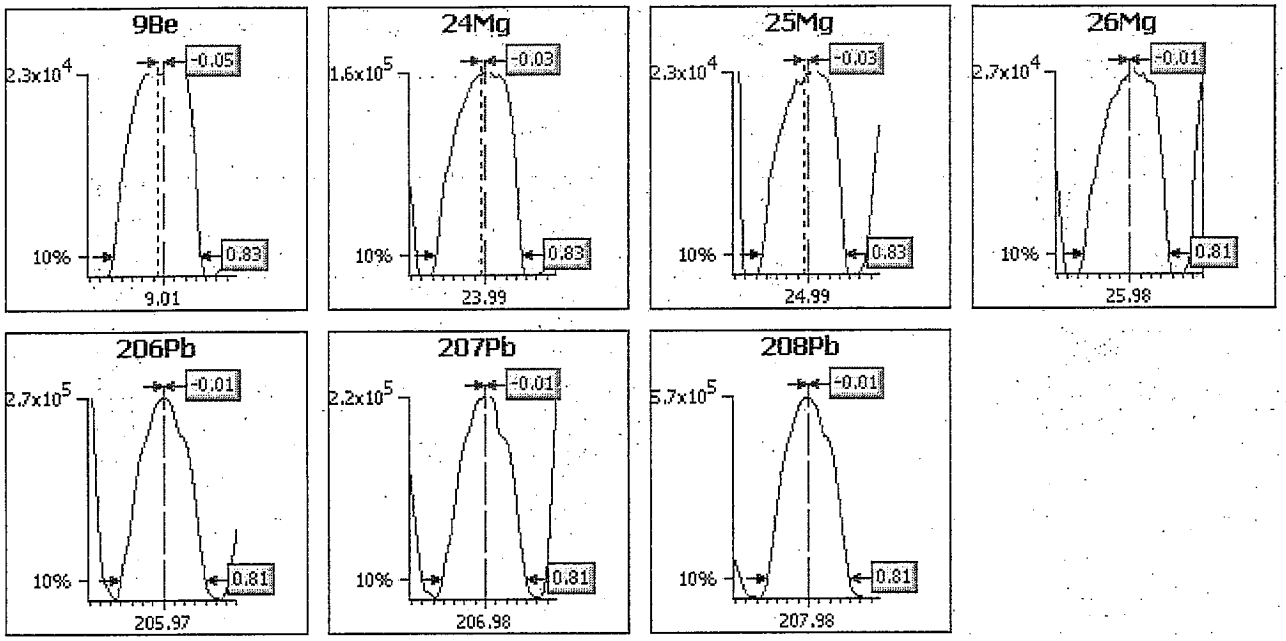

Analyte	Limits			Results	
	Max. width	Min. width	Max. error	Peak width	Peak error
9Be	0.85	0.65	0.10	0.83	-0.05
24Mg	0.85	0.65	0.10	0.83	-0.03
25Mg	0.85	0.65	0.10	0.83	-0.03
26Mg	0.85	0.65	0.10	0.81	-0.01
206Pb	0.85	0.65	0.10	0.81	-0.01
207Pb	0.85	0.65	0.10	0.81	-0.01
208Pb	0.85	0.65	0.10	0.81	-0.01

Sample details
Acquired at : 2/26/2010 09:41:07
Report name : STD MODE PERF REPORT [8/11/2009 07:18:25]

Tune conditions

Major	
Extraction	-117.6
Lens 1	-1208
Lens 2	-80.0
Focus	12.4
D1	-47.1
D2	-140
Pole Bias	0.1
Hexapole Bias	-4.0
Nebuliser	0.81

Minor	
Lens 3	-195.3
Forward power	1404
Horizontal	60
Vertical	350
DA	-46.3
Cool	13.0
Auxiliary	0.90
Sampling Depth	130

Global	
Standard resolution	135
High resolution	135
Analogue Detector	1550
PC Detector	3225

Add. Gases	
He_H2	0.00
He_H2	0.00

Sensitivity and stability results

Acquisition parameters
Sweeps : 30

Run	Time	5Bkg	9Be	24Mg	25Mg	26Mg	59Co	137Ba++	101Bkg	115In
Dwell (mSecs)		100.0	10.0	10.0	10.0	10.0	10.0	30.0	100.0	10.0
Limits	%RSD	-	5.0%	-	5.0%	-	5.0%	-	-	5.0%
	Countrate	-	>8000	>10000	>10000	>10000	>100000	-	-	>300000
1	09:41:41	0.000	24454.594	165393.26	23176.103	26781.500	308488.78	1345.610	3.667	792140.99
2	09:41:59	0.000	24374.477	164733.44	22428.414	26481.021	309680.58	1400.059	7.000	793342.84
3	09:42:17	0.000	24661.566	164147.71	22511.860	26804.871	312074.62	1388.947	6.000	787753.53
4	09:42:35	0.000	24811.788	166133.91	22024.543	26771.484	310804.55	1434.506	7.000	795044.45
5	09:42:53	0.000	24724.993	163376.85	22381.685	27158.777	310600.80	1343.387	5.000	797078.22
x		0.000	24605.484	164757.03	22504.521	26799.531	310329.86	1382.502	5.733	793072.01
σ		0.00	184.47	1069.73	419.03	240.65	1337.35	38.55	1.42	3505.94
%RSD		0.000	0.750	0.649	1.862	0.898	0.431	2.789	24.803	0.442

Run	Time	137Ba	140Ce	156Ce O	206Pb	207Pb	208Pb	220Bkg
Dwell (mSecs)		10.0	10.0	30.0	10.0	10.0	10.0	100.0
Limits	%RSD	-	-	-	-	-	5.0%	-
	Countrate	-	-	-	>100000	>100000	>100000	<30
1	09:41:41	88836.126	738259.87	18411.275	283392.36	229245.84	575517.98	0.000
2	09:41:59	88976.874	735139.73	18945.206	279497.41	228039.46	573172.53	0.333
3	09:42:17	88675.273	739377.83	18750.542	279985.50	230807.17	577132.39	0.000
4	09:42:35	87944.751	740363.51	18420.173	280805.80	230692.26	573313.94	0.000
5	09:42:53	87891.136	745418.16	19543.674	280212.60	231415.52	578822.86	0.000
x		88464.832	739711.82	18814.174	280778.73	230040.05	575591.94	0.067
σ		510.87	3745.35	466.62	1534.87	1372.85	2442.34	0.15
%RSD		0.577	0.506	2.480	0.547	0.597	0.424	223.607

Ratio results

Run	Time	137Ba++/137Ba	156Ce O/140Ce
Ratio limits		<0.0300	<0.0300
1	09:41:41	0.015	0.025
2	09:41:59	0.016	0.026
3	09:42:17	0.016	0.025
4	09:42:35	0.016	0.025
5	09:42:53	0.015	0.026
x		0.0156	0.0254
σ		0.00	0.00
%RSD		2.9129	2.2299

Result : The performance report passed.

Performance Report

Sample details
Acquired at : 2/26/2010 10:04:26
Report name : CCT MODE PERF REPORT [5/14/2008 11:21:44]

Tune conditions

Major	
Extraction	-113.7
Lens 1	-1200
Lens 2	-80.0
Focus	1.8
D1	-49.4
D2	-140
Pole Bias	-14.0
Hexapole Bias	-17.0
Nebuliser	0.81

Minor	
Lens 3	-195.3
Forward power	1404
Horizontal	60
Vertical	350
DA	-46.3
Cool	13.0
Auxiliary	0.90
Sampling Depth	130

Global	
Standard resolution	135
High resolution	135
Analogue Detector	1550
PC Detector	3225

Add. Gases	
He_H2	2.12
He_H2	0.00

Sensitivity and stability results

Acquisition parameters
Sweeps : 30

Run	Time	78Se	115In
Dwell (mSecs)		500.0	10.0
Limits	%RSD	-	5.0%
	Countrate	<20	>75000
1	10:04:27	15.400	114938.30
2	10:04:44	15.400	114270.39
3	10:05:02	16.400	113793.82
4	10:05:19	14.867	113998.54
5	10:05:37	19.000	115314.21
x		16.213	114463.05
σ		1.65	642.47
%RSD		10.199	0.561

Result : The performance report passed.

Experiment Details

Description	PlasmaLab Template BlankExperiment
Template Filename	C:\Program Files\Thermo Fisher\PlasmaLab\Templates\TEST AMERICA NORTH CANTON_QSM 3.0.tet
Created By User	martin.nash
Analyte Database	TA NORTH CANTON MULTIMODE.tea
Creation Timestamp	10/10/2007 09:08:48
Last Edited By	Upload
Last Edit Timestamp	2/26/2010 10:07:31
Instrument Detector	Simultaneous
Database Version	3,51
Acquisition Mode	Unknown

Numerical Results report key (text indicates meaning)

Blue text indicates that cell is a statistic.
Underlining indicates that a data warning flag is set.

Column headings
- No flag
- Semi Quant
- Standard Addition
- Multi Element

Result cells
- Internal Standard
- Excluded
- QC Warning
- QC Failure

Transient TRA only:
- Peak Not Found
- Manually Edited
- Merged Peak

Data warning flags
I - Invalid calibration
T - Tripped
F - Interference correction failed
M - Result over max
V - Valley integration failed
D - Different method used

Fully Quant Calibration

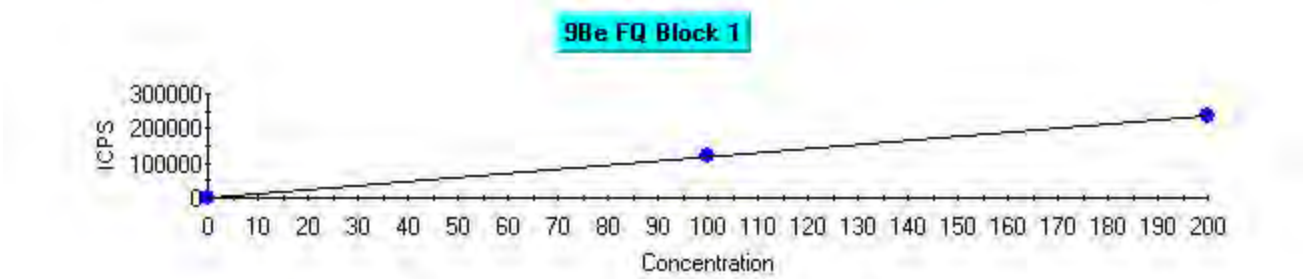

Intercept CPS=59.260654 Intercept Conc=0.050132
Sensitivity=1182.082121 Correlation Coeff=0.999992

Label	Defined	Measured	Error	Mean CPS	% Error
STD1	0.000	0.000	0.000	59.26	0.00
STD2	100.000	100.542	0.542	118908.49	0.54
STD3	200.000	199.729	0.271	236155.18	0.14

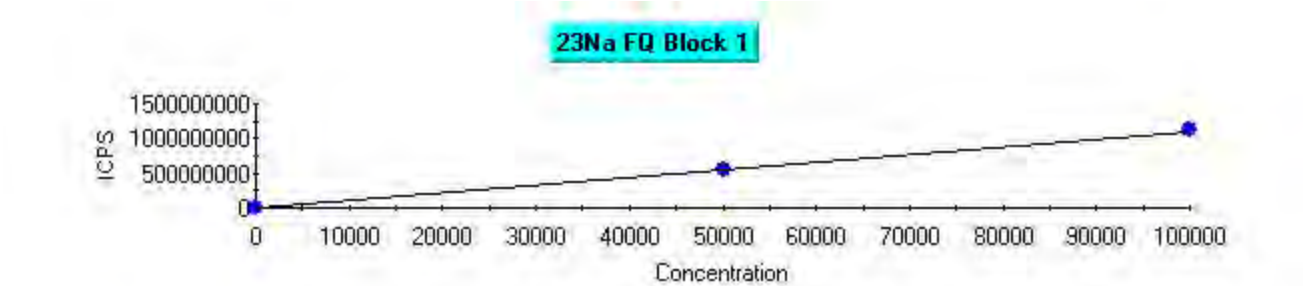

Intercept CPS=180680.762498 Intercept Conc=16.280766
Sensitivity=11097.804450 Correlation Coeff=0.999870

Label	Defined	Measured	Error	Mean CPS	% Error
STD1	0.000	-0.000	0.000	180680.76	0.00
STD2	50000.000	48876.783	1123.217	542605657.76	2.25
STD3	100000.000	100561.609	561.609	1116193748.51	0.56

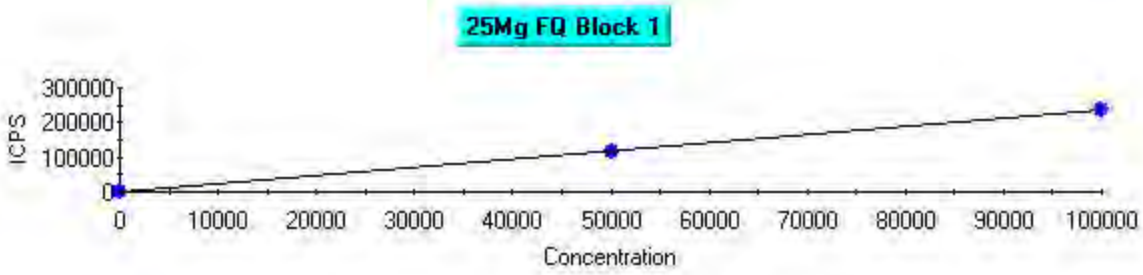

Intercept CPS=3.325866 Intercept Conc=1.415184
Sensitivity=2.350130 Correlation Coeff=0.999993

Label	Defined	Measured	Error	Mean CPS	% Error
STD1	0.000	-0.000	0.000	3.33	0.00
STD2	50000.000	50266.517	266.517	118136.17	0.53
STD3	100000.000	99866.742	133.258	234703.15	0.13

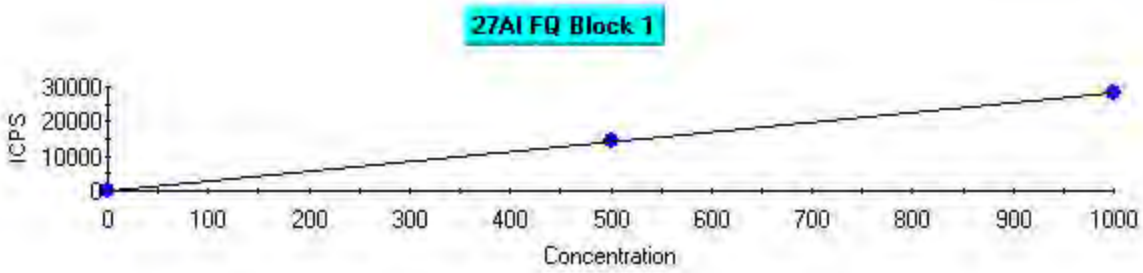

Intercept CPS=192.237855 Intercept Conc=6.785815
Sensitivity=28.329368 Correlation Coeff=0.999956

Label	Defined	Measured	Error	Mean CPS	% Error
STD1	0.000	-0.000	0.000	192.24	0.00
STD2	500.000	506.461	6.461	14539.96	1.29
STD3	1000.000	996.770	3.230	28430.09	0.32

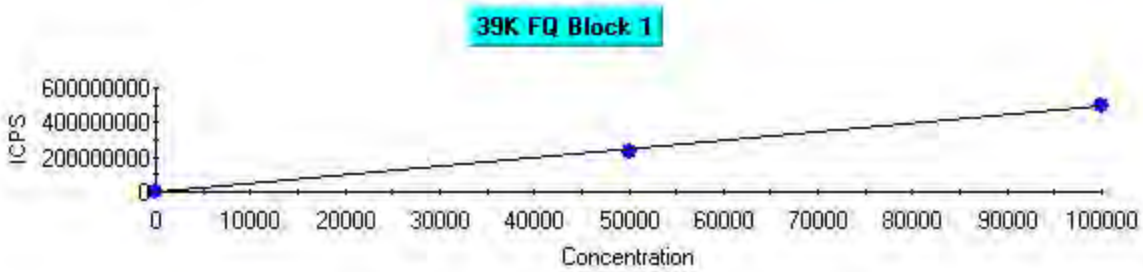

Intercept CPS=206850.340897 Intercept Conc=41.897998
Sensitivity=4936.998229 Correlation Coeff=0.999471

Label	Defined	Measured	Error	Mean CPS	% Error
STD1	0.000	-0.000	0.000	206850.34	0.00
STD2	50000.000	47720.344	2279.656	235802105.66	4.56
STD3	100000.000	101139.828	1139.828	499534001.26	1.14

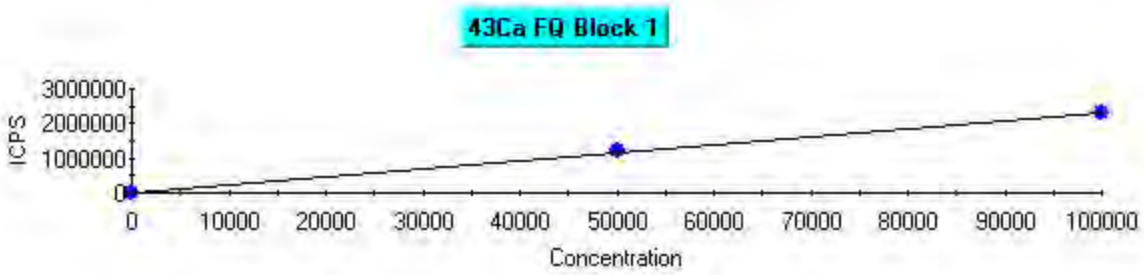

Intercept CPS=904.585760 Intercept Conc=38.864323
Sensitivity=23.275480 Correlation Coeff=0.999876

Label	Defined	Measured	Error	Mean CPS	% Error
STD1	0.000	0.000	0.000	904.59	0.00
STD2	50000.000	51085.125	1085.125	1189935.36	2.17
STD3	100000.000	99457.438	542.562	2315824.15	0.54

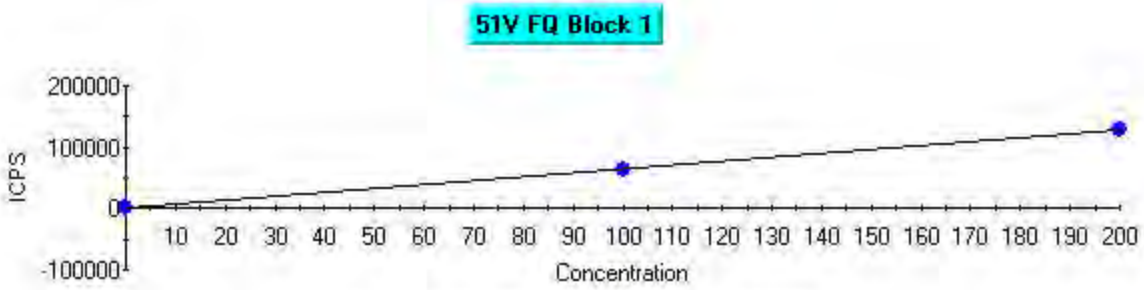

Intercept CPS=-82.345844 Intercept Conc=-0.128316
Sensitivity=641.740448 Correlation Coeff=0.999997

Label	Defined	Measured	Error	Mean CPS	% Error
STD1	0.000	0.000	0.000	-82.35	0.00
STD2	100.000	100.364	0.364	64325.03	0.36
STD3	200.000	199.818	0.182	128149.08	0.09

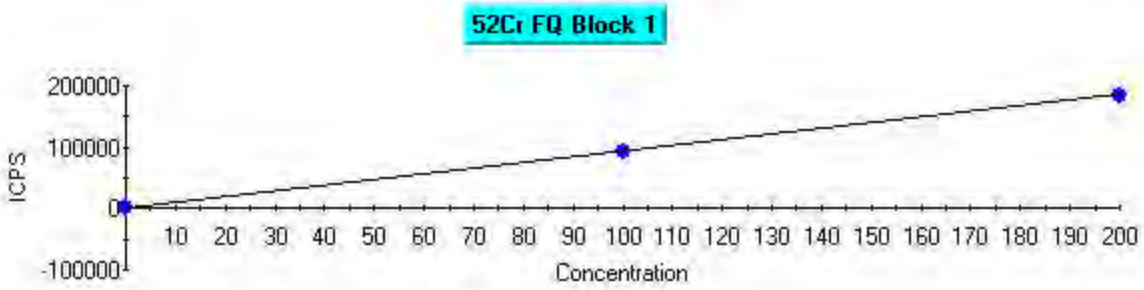

Intercept CPS=-295.441544 Intercept Conc=-0.318324
Sensitivity=928.114763 Correlation Coeff=1.000000

Label	Defined	Measured	Error	Mean CPS	% Error
STD1	0.000	0.000	0.000	-295.44	0.00
STD2	100.000	100.080	0.080	92589.97	0.08
STD3	200.000	199.960	0.040	185290.54	0.02

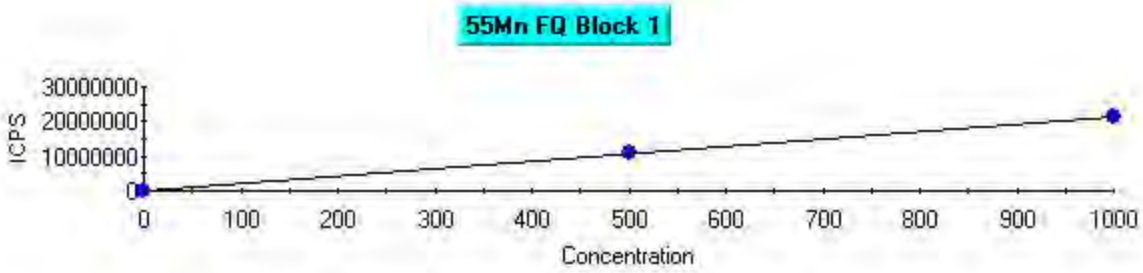

Intercept CPS=1883.228936 Intercept Conc=0.087530
Sensitivity=21515.195910 Correlation Coeff=0.999995

Label	Defined	Measured	Error	Mean CPS	% Error
STD1	0.000	-0.000	0.000	1883.23	0.00
STD2	500.000	502.274	2.274	10808400.29	0.45
STD3	1000.000	998.863	1.137	21492619.59	0.11

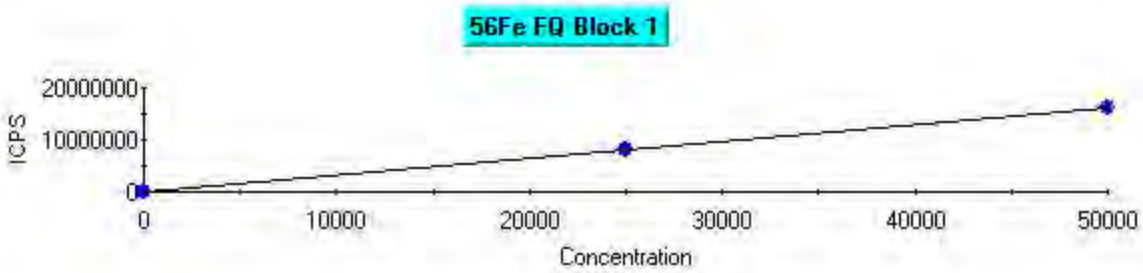

Intercept CPS=639.436246 Intercept Conc=1.991294
Sensitivity=321.115911 Correlation Coeff=1.000000

Label	Defined	Measured	Error	Mean CPS	% Error
STD1	0.000	0.000	0.000	639.44	0.00
STD2	25000.000	24992.554	7.446	8026146.27	0.03
STD3	50000.000	50003.723	3.723	16057630.48	0.01

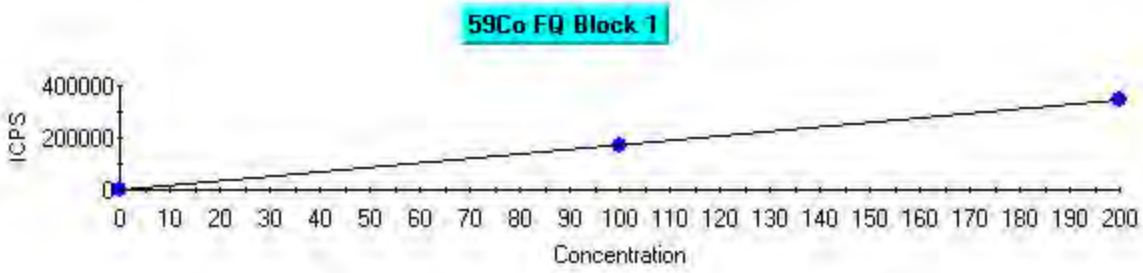

Intercept CPS=6.695001 Intercept Conc=0.003903
Sensitivity=1715.325927 Correlation Coeff=1.000000

Label	Defined	Measured	Error	Mean CPS	% Error
STD1	0.000	0.000	0.000	6.70	0.00
STD2	100.000	100.065	0.065	171650.72	0.06
STD3	200.000	199.968	0.032	343016.16	0.02

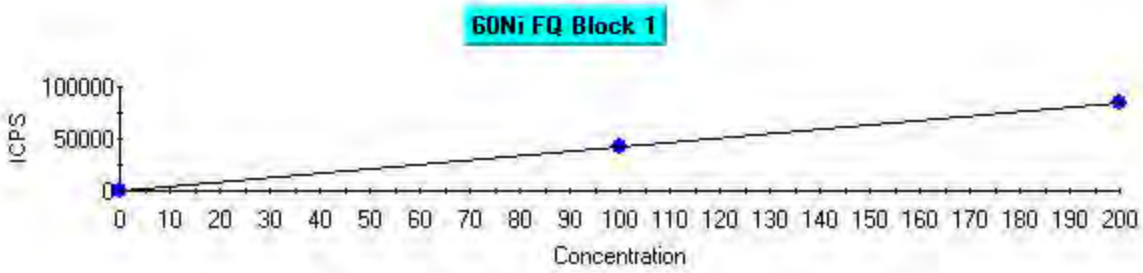

Intercept CPS=22.198057 Intercept Conc=0.052828
Sensitivity=420.193132 Correlation Coeff=0.999912

Label	Defined	Measured	Error	Mean CPS	% Error
STD1	0.000	-0.000	0.000	22.20	0.00
STD2	100.000	101.833	1.833	42811.93	1.83
STD3	200.000	199.083	0.917	83675.62	0.46

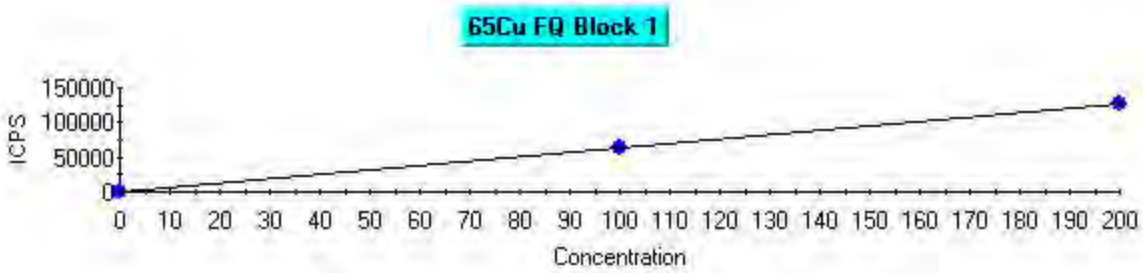

Intercept CPS=48.914118 Intercept Conc=0.077616
Sensitivity=630.205337 Correlation Coeff=0.999990

Label	Defined	Measured	Error	Mean CPS	% Error
STD1	0.000	0.000	0.000	48.91	0.00
STD2	100.000	100.622	0.622	63461.67	0.62
STD3	200.000	199.689	0.311	125893.87	0.16

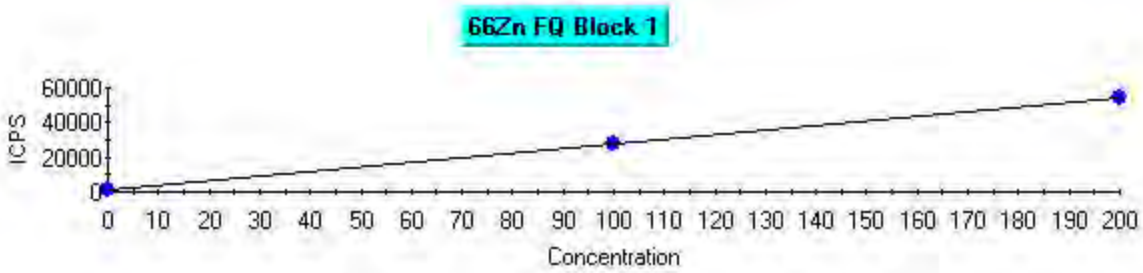

Intercept CPS=1086.544019 Intercept Conc=4.075193
Sensitivity=266.623921 Correlation Coeff=1.000000

Label	Defined	Measured	Error	Mean CPS	% Error
STD1	0.000	0.000	0.000	1086.54	0.00
STD2	100.000	99.887	0.113	27718.74	0.11
STD3	200.000	200.057	0.057	54426.42	0.03

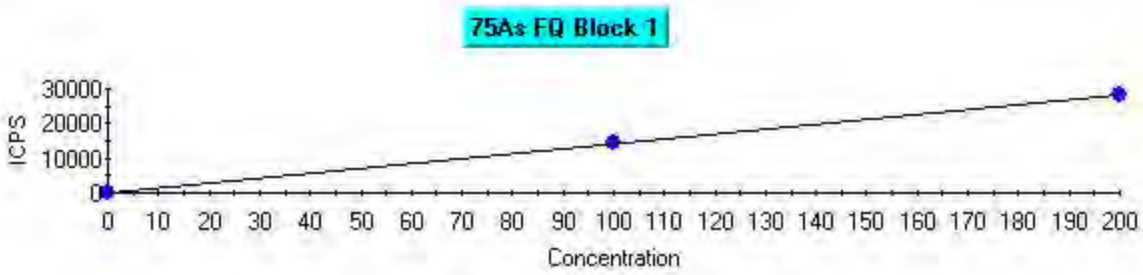

Intercept CPS=152.076936 Intercept Conc=1.088304
Sensitivity=139.737503 Correlation Coeff=0.999999

Label	Defined	Measured	Error	Mean CPS	% Error
STD1	0.000	-0.000	0.000	152.08	0.00
STD2	100.000	100.163	0.163	14148.55	0.16
STD3	200.000	199.919	0.081	28088.22	0.04

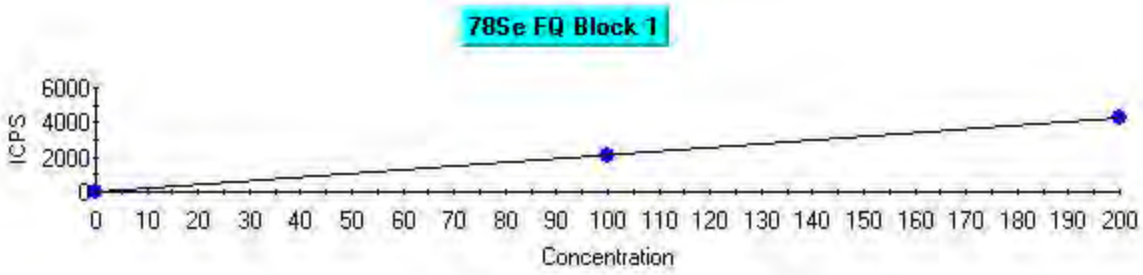

Intercept CPS=5.856124 Intercept Conc=0.272915
Sensitivity=21.457684 Correlation Coeff=0.999980

Label	Defined	Measured	Error	Mean CPS	% Error
STD1	0.000	-0.000	0.000	5.86	0.00
STD2	100.000	99.128	0.872	2132.91	0.87
STD3	200.000	200.436	0.436	4306.75	0.22

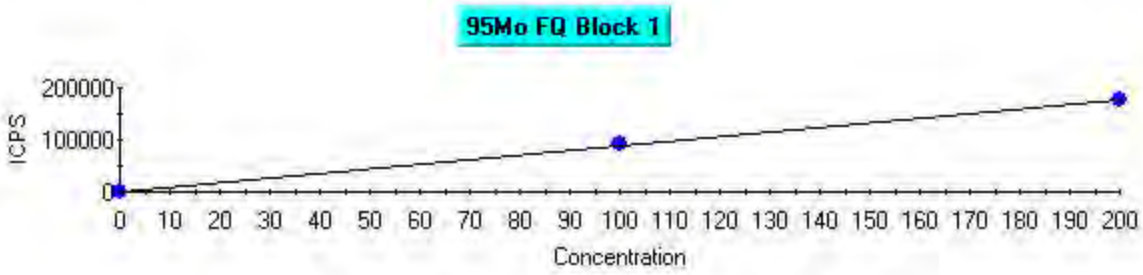

Intercept CPS=89.009807 Intercept Conc=0.100732
Sensitivity=883.628673 Correlation Coeff=0.999686

Label	Defined	Measured	Error	Mean CPS	% Error
STD1	0.000	-0.000	0.000	89.01	0.00
STD2	100.000	103.442	3.442	91493.60	3.44
STD4	200.000	198.279	1.721	175293.89	0.86

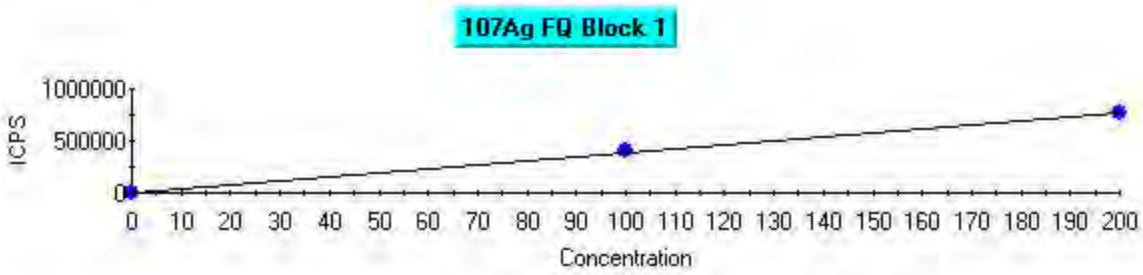

Intercept CPS=5.570871 Intercept Conc=0.001444
Sensitivity=3857.390766 Correlation Coeff=0.999852

Label	Defined	Measured	Error	Mean CPS	% Error
STD1	0.000	0.000	0.000	5.57	0.00
STD2	100.000	102.371	2.371	394889.02	2.37
STD3	200.000	198.815	1.185	766911.54	0.59

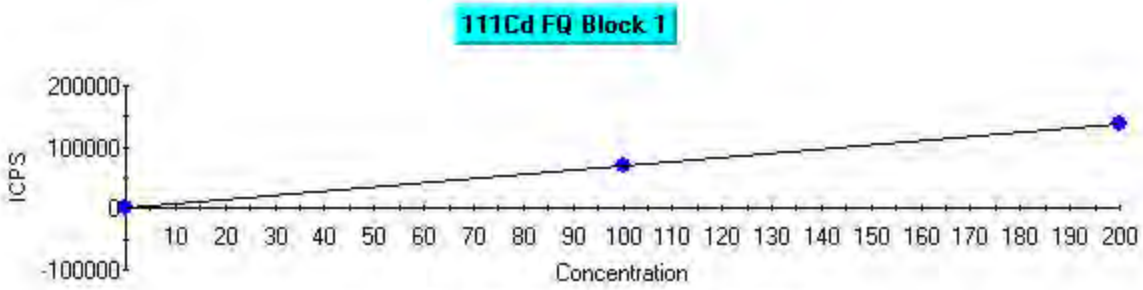

Intercept CPS=1.095783 Intercept Conc=0.001586
Sensitivity=690.710365 Correlation Coeff=0.999998

Label	Defined	Measured	Error	Mean CPS	% Error
STD1	0.000	0.000	0.000	1.10	0.00
STD2	100.000	100.265	0.265	69254.87	0.26
STD3	200.000	199.868	0.132	138051.80	0.07

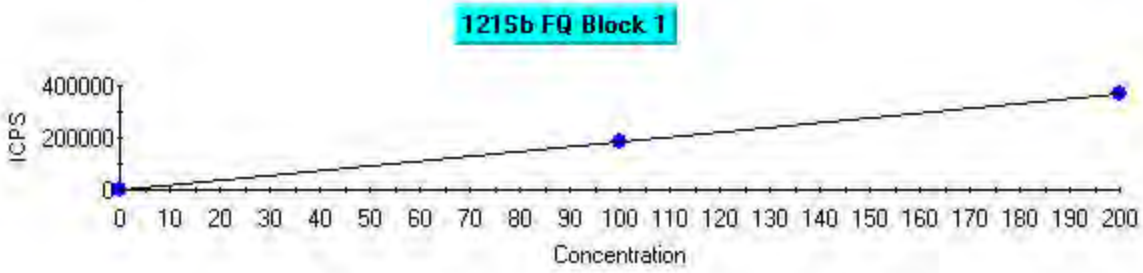

Intercept CPS=606.601070 Intercept Conc=0.330744
Sensitivity=1834.051168 Correlation Coeff=0.999972

Label	Defined	Measured	Error	Mean CPS	% Error
STD1	0.000	-0.000	0.000	606.60	0.00
STD2	100.000	98.965	1.035	182112.88	1.04
STD4	200.000	200.518	0.518	368366.25	0.26

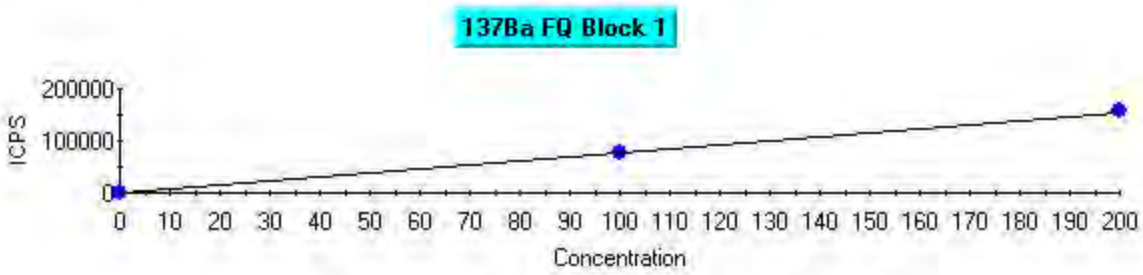

Intercept CPS=81.089102 Intercept Conc=0.104281
Sensitivity=777.604845 Correlation Coeff=0.999970

Label	Defined	Measured	Error	Mean CPS	% Error
STD1	0.000	0.000	0.000	81.09	0.00
STD2	100.000	98.919	1.081	77001.29	1.08
STD3	200.000	200.540	0.540	156022.20	0.27

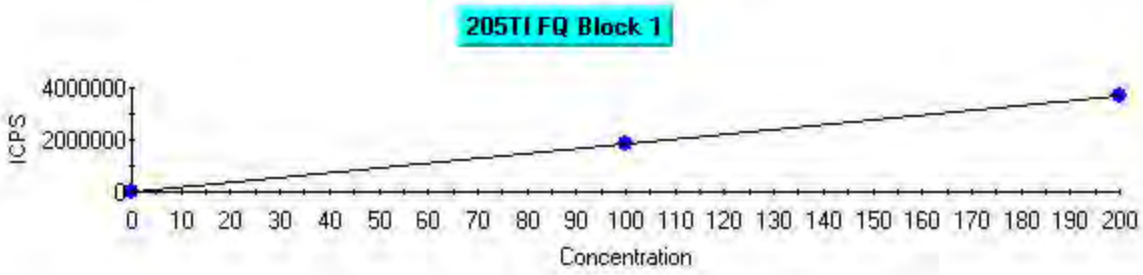

Intercept CPS=778.706263 Intercept Conc=0.042121
Sensitivity=18487.240631 Correlation Coeff=1.000000

Label	Defined	Measured	Error	Mean CPS	% Error
STD1	0.000	0.000	0.000	778.71	0.00
STD2	100.000	99.938	0.062	1848365.11	0.06
STD3	200.000	200.031	0.031	3698795.66	0.02

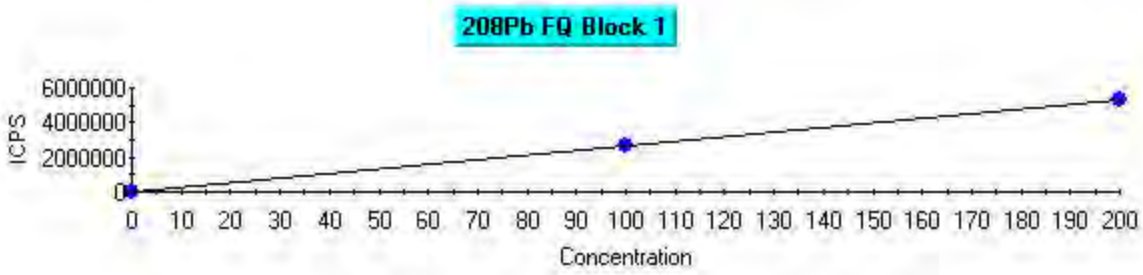

Intercept CPS=1068.254369 Intercept Conc=0.040452
Sensitivity=26407.686125 Correlation Coeff=0.999949

Label	Defined	Measured	Error	Mean CPS	% Error
STD1	0.000	-0.000	0.000	1068.25	0.00
STD2	100.000	98.599	1.401	2604851.39	1.40
STD3	200.000	200.700	0.700	5301098.22	0.35

Dilution Corrected Concentrations

STD1 2/26/2010 10:09:00

User Pre -dilution: 1.000

Run	Time	6Li	9Be	23Na
		ppb	ppb	ppb
x		100.000%	0.000	-0.000
%RSD		0.116	0.000	0.000
Run	**Time**	**25Mg**	**27Al**	**35Cl**
		ppb	ppb	ppb
x		-0.000	-0.000	T 0.000
%RSD		0.000	0.000	T 0.000
Run	**Time**	**39K**	**43Ca**	**45Sc**
		ppb	ppb	ppb
x		-0.000	0.000	T 100.000%
%RSD		0.000	0.000	T 1.886
Run	**Time**	**45Sc**	**51V**	**52Cr**
		ppb	ppb	ppb
x		100.000%	0.000	0.000
%RSD		0.657	0.000	0.000
Run	**Time**	**53Cl O**	**55Mn**	**56Fe**
		ppb	ppb	ppb
x		0.000	-0.000	0.000
%RSD		0.000	0.000	0.000
Run	**Time**	**59Co**	**60Ni**	**65Cu**
		ppb	ppb	ppb
x		0.000	-0.000	0.000
%RSD		0.000	0.000	0.000
Run	**Time**	**66Zn**	**72Ge**	**75As**
		ppb	ppb	ppb
x		0.000	100.000%	-0.000
%RSD		0.000	1.038	0.000
Run	**Time**	**77Ar Cl**	**78Se**	**95Mo**
		ppb	ppb	ppb
x		0.000	-0.000	-0.000
%RSD		0.000	0.000	0.000
Run	**Time**	**105Pd**	**107Ag**	**108Mo O**
		ppb	ppb	ppb
x		0.000	0.000	0.000
%RSD		0.000	0.000	0.000
Run	**Time**	**111Cd**	**115In**	**121Sb**
		ppb	ppb	ppb
x		0.000	100.000%	-0.000
%RSD		0.000	0.719	0.000
Run	**Time**	**137Ba**	**159Tb**	**165Ho**
		ppb	ppb	ppb
x		0.000	0.000	0.000
%RSD		0.000	0.000	0.000
Run	**Time**	**205Tl**	**208Pb**	**209Bi**
		ppb	ppb	ppb
x		0.000	-0.000	100.000%
%RSD		0.000	0.000	0.883

STD2 2/26/2010 10:13:43

User Pre -dilution: 1.000

Run	Time	6Li	9Be	23Na
		ppb	ppb	ppb
x		93.635%	100.500	T 48880.000
%RSD		0.416	0.475	T 1.376
Run	**Time**	**25Mg**	**27Al**	**35Cl**
		ppb	ppb	ppb
x		50270.000	506.500	0.000
%RSD		1.541	0.883	0.000
Run	**Time**	**39K**	**43Ca**	**45Sc**
		ppb	ppb	ppb
x		T 47720.000	51090.000	T 93.530%
%RSD		T 0.543	0.476	T 1.322
Run	**Time**	**45Sc**	**51V**	**52Cr**
		ppb	ppb	ppb
x		92.677%	100.400	100.100
%RSD		1.866	1.799	1.053
Run	**Time**	**53Cl O**	**55Mn**	**56Fe**
		ppb	ppb	ppb
x		5.990	T 502.300	T 24990.000
%RSD		14.130	T 0.563	T 0.493
Run	**Time**	**59Co**	**60Ni**	**65Cu**
		ppb	ppb	ppb
x		100.100	101.800	100.600
%RSD		1.178	1.479	1.984
Run	**Time**	**66Zn**	**72Ge**	**75As**
		ppb	ppb	ppb
x		99.890	89.959%	100.200
%RSD		1.156	1.289	0.478
Run	**Time**	**77Ar Cl**	**78Se**	**95Mo**
		ppb	ppb	ppb
x		-0.148	99.130	103.400
%RSD		82.980	0.353	1.205
Run	**Time**	**105Pd**	**107Ag**	**108Mo O**
		ppb	ppb	ppb
x		0.000	102.400	78.220
%RSD		0.000	0.569	90.530
Run	**Time**	**111Cd**	**115In**	**121Sb**
		ppb	ppb	ppb
x		100.300	91.649%	98.960
%RSD		1.611	0.276	1.524
Run	**Time**	**137Ba**	**159Tb**	**165Ho**
		ppb	ppb	ppb
x		98.920	0.000	0.000
%RSD		1.231	0.000	0.000
Run	**Time**	**205Tl**	**208Pb**	**209Bi**
		ppb	ppb	ppb
x		99.940	98.600	89.513%
%RSD		0.959	1.022	0.328

STD3 2/26/2010 10:19:05

User Pre -dilution: 1.000

Run	Time	6Li	9Be	23Na
		ppb	ppb	ppb
x		89.575%	M 199.700	TM 100600.000
%RSD		0.557	M 0.902	TM 0.727
Run	**Time**	**25Mg**	**27Al**	**35Cl**
		ppb	ppb	ppb
x		M 99870.000	M 996.800	0.000
%RSD		M 0.372	M 0.544	0.000
Run	**Time**	**39K**	**43Ca**	**45Sc**
		ppb	ppb	ppb
x		TM 101100.000	99460.000	T 96.670%
%RSD		TM 2.201	0.743	T 1.184
Run	**Time**	**45Sc**	**51V**	**52Cr**
		ppb	ppb	ppb
x		92.610%	M 199.800	M 200.000
%RSD		1.545	M 1.708	M 1.688
Run	**Time**	**53Cl O**	**55Mn**	**56Fe**
		ppb	ppb	ppb
x		11.570	TM 998.900	TM 50000.000
%RSD		16.100	TM 0.464	TM 0.317
Run	**Time**	**59Co**	**60Ni**	**65Cu**
		ppb	ppb	ppb
x		M 200.000	M 199.100	M 199.700
%RSD		M 1.548	M 1.595	M 2.974
Run	**Time**	**66Zn**	**72Ge**	**75As**
		ppb	ppb	ppb
x		M 200.100	87.442%	M 199.900
%RSD		M 2.998	2.632	M 1.685
Run	**Time**	**77Ar Cl**	**78Se**	**95Mo**
		ppb	ppb	ppb
x		-0.845	M 200.400	0.269
%RSD		13.740	M 0.969	30.760
Run	**Time**	**105Pd**	**107Ag**	**108Mo O**
		ppb	ppb	ppb
x		0.000	198.800	199.300
%RSD		0.000	0.268	51.380
Run	**Time**	**111Cd**	**115In**	**121Sb**
		ppb	ppb	ppb
x		M 199.900	90.548%	0.024
%RSD		M 0.841	0.974	133.900
Run	**Time**	**137Ba**	**159Tb**	**165Ho**
		ppb	ppb	ppb
x		M 200.500	0.000	0.000
%RSD		M 1.167	0.000	0.000
Run	**Time**	**205Tl**	**208Pb**	**209Bi**
		ppb	ppb	ppb
x		TM 200.000	M 200.700	86.406%
%RSD		TM 1.075	M 0.777	1.141

STD4 2/26/2010 10:25:44

User Pre -dilution: 1.000

Run	Time	6Li	9Be	23Na
		ppb	ppb	ppb
x		98.393%	0.121	64.610
%RSD		0.221	2.843	1.534
Run	Time	25Mg	27Al	35Cl
		ppb	ppb	ppb
x		71.020	-1.061	0.000
%RSD		10.600	17.610	0.000
Run	Time	39K	43Ca	45Sc
		ppb	ppb	ppb
x		60.380	52.610	T 95.967%
%RSD		5.092	14.310	T 2.026
Run	Time	45Sc	51V	52Cr
		ppb	ppb	ppb
x		95.891%	-0.172	0.076
%RSD		1.201	121.400	10.340
Run	Time	53Cl O	55Mn	56Fe
		ppb	ppb	ppb
x		0.156	0.738	37.370
%RSD		111.500	1.499	1.037
Run	Time	59Co	60Ni	65Cu
		ppb	ppb	ppb
x		0.180	0.276	0.571
%RSD		11.710	15.320	4.865
Run	Time	66Zn	72Ge	75As
		ppb	ppb	ppb
x		-1.519	99.574%	0.050
%RSD		16.780	1.405	188.400
Run	Time	77Ar Cl	78Se	95Mo
		ppb	ppb	ppb
x		0.122	0.219	198.300
%RSD		19.160	18.310	0.714
Run	Time	105Pd	107Ag	108Mo O
		ppb	ppb	ppb
x		0.000	0.134	7.959
%RSD		0.000	6.418	46.230
Run	Time	111Cd	115In	121Sb
		ppb	ppb	ppb
x		0.150	97.283%	M 200.500
%RSD		12.370	0.580	M 1.558
Run	Time	137Ba	159Tb	165Ho
		ppb	ppb	ppb
x		0.139	0.000	0.000
%RSD		20.110	0.000	0.000
Run	Time	205Tl	208Pb	209Bi
		ppb	ppb	ppb
x		0.431	0.177	103.912%
%RSD		6.475	2.426	1.023

ICV 2/26/2010 10:30:20 QC Status: PASS (Initial: PASS)

User Pre-dilution: 1.000

Run	Time	6Li	9Be	23Na
		ppb	ppb	ppb
x		97.181%	99.792%	T 101.925%
%RSD		1.724	1.622	T 1.260
Run	Time	25Mg	27Al	35Cl
		ppb	ppb	ppb
x		103.714%	103.128%	0.000
%RSD		0.570	0.964	0.000
Run	Time	39K	43Ca	45Sc
		ppb	ppb	ppb
x		T 97.356%	104.510%	T 96.590%
%RSD		T 3.728	0.250	T 1.196
Run	Time	45Sc	51V	52Cr
		ppb	ppb	ppb
x		94.192%	102.078%	103.684%
%RSD		2.259	1.561	1.229
Run	Time	53Cl O	55Mn	56Fe
		ppb	ppb	ppb
x		4.687	T 102.727%	T 100.976%
%RSD		5.688	T 1.097	T 0.787
Run	Time	59Co	60Ni	65Cu
		ppb	ppb	ppb
x		102.643%	104.392%	104.609%
%RSD		0.211	0.356	2.113
Run	Time	66Zn	72Ge	75As
		ppb	ppb	ppb
x		103.258%	91.117%	100.018%
%RSD		1.239	1.455	0.665
Run	Time	77Ar Cl	78Se	95Mo
		ppb	ppb	ppb
x		-0.112	102.579%	103.289%
%RSD		212.100	2.264	0.898
Run	Time	105Pd	107Ag	108Mo O
		ppb	ppb	ppb
x		0.000	107.151%	112.600
%RSD		0.000	0.718	12.660
Run	Time	111Cd	115In	121Sb
		ppb	ppb	ppb
x		105.410%	92.956%	103.151%
%RSD		0.097	1.094	1.735
Run	Time	137Ba	159Tb	165Ho
		ppb	ppb	ppb
x		101.089%	0.000	0.000
%RSD		0.925	0.000	0.000
Run	Time	205Tl	208Pb	209Bi
		ppb	ppb	ppb
x		103.386%	100.822%	93.244%
%RSD		0.399	0.898	0.708

ICB 2/26/2010 10:35:59 QC Status: PASS (Initial: PASS)

User Pre -dilution: 1.000

Run	Time	6Li	9Be	23Na
		ppb	ppb	ppb
x		100.117%	-0.002	5.324
%RSD		0.488	50.160	8.184
Run	**Time**	**25Mg**	**27Al**	**35Cl**
		ppb	ppb	ppb
x		2.013	-0.050	T 0.000
%RSD		233.100	3537.000	T 0.000
Run	**Time**	**39K**	**43Ca**	**45Sc**
		ppb	ppb	ppb
x		4.963	1.238	T 97.461%
%RSD		44.380	74.670	T 0.327
Run	**Time**	**45Sc**	**51V**	**52Cr**
		ppb	ppb	ppb
x		95.792%	-0.222	-0.013
%RSD		1.688	59.150	220.700
Run	**Time**	**53Cl O**	**55Mn**	**56Fe**
		ppb	ppb	ppb
x		0.318	0.018	0.595
%RSD		28.530	25.250	32.320
Run	**Time**	**59Co**	**60Ni**	**65Cu**
		ppb	ppb	ppb
x		0.005	-0.003	0.022
%RSD		93.570	252.200	68.650
Run	**Time**	**66Zn**	**72Ge**	**75As**
		ppb	ppb	ppb
x		0.619	95.664%	-0.054
%RSD		14.200	1.491	88.400
Run	**Time**	**77Ar Cl**	**78Se**	**95Mo**
		ppb	ppb	ppb
x		0.001	-0.036	0.164
%RSD		3913.000	290.200	3.733
Run	**Time**	**105Pd**	**107Ag**	**108Mo O**
		ppb	ppb	ppb
x		0.000	0.004	0.606
%RSD		0.000	82.080	0.000
Run	**Time**	**111Cd**	**115In**	**121Sb**
		ppb	ppb	ppb
x		-0.000	97.696%	-0.069
%RSD		8289.000	1.277	9.464
Run	**Time**	**137Ba**	**159Tb**	**165Ho**
		ppb	ppb	ppb
x		-0.009	0.000	0.000
%RSD		259.100	0.000	0.000
Run	**Time**	**205Tl**	**208Pb**	**209Bi**
		ppb	ppb	ppb
x		0.260	0.009	103.359%
%RSD		5.348	2.625	1.022

CRI 2/26/2010 10:40:33 QC Status: FAIL (Initial: FAIL)

User Pre-dilution: 1.000

Run	Time	6Li	9Be	23Na
		ppb	ppb	ppb
x		99.976%	102.208%	T 100.553%
%RSD		0.959	3.124	T 1.099
Run	**Time**	**25Mg**	**27Al**	**35Cl**
		ppb	ppb	ppb
x		105.552%	97.345%	0.000
%RSD		2.525	1.218	0.000
Run	**Time**	**39K**	**43Ca**	**45Sc**
		ppb	ppb	ppb
x		T 97.249%	106.677%	T 96.708%
%RSD		T 4.046	1.458	T 0.540
Run	**Time**	**45Sc**	**51V**	**52Cr**
		ppb	ppb	ppb
x		96.249%	98.066%	97.303%
%RSD		1.741	7.225	4.121
Run	**Time**	**53Cl O**	**55Mn**	**56Fe**
		ppb	ppb	ppb
x		0.497	114.087%	113.012%
%RSD		55.630	1.584	3.088
Run	**Time**	**59Co**	**60Ni**	**65Cu**
		ppb	ppb	ppb
x		108.504%	110.533%	120.190%
%RSD		4.638	1.706	2.369
Run	**Time**	**66Zn**	**72Ge**	**75As**
		ppb	ppb	ppb
x		75.455%	95.263%	93.582%
%RSD		2.398	1.551	11.740
Run	**Time**	**77Ar Cl**	**78Se**	**95Mo**
		ppb	ppb	ppb
x		0.108	104.738%	101.249%
%RSD		68.160	11.550	0.795
Run	**Time**	**105Pd**	**107Ag**	**108Mo O**
		ppb	ppb	ppb
x		0.000	111.421%	2.098
%RSD		0.000	3.463	49.150
Run	**Time**	**111Cd**	**115In**	**121Sb**
		ppb	ppb	ppb
x		105.705%	97.672%	98.591%
%RSD		8.730	0.297	2.751
Run	**Time**	**137Ba**	**159Tb**	**165Ho**
		ppb	ppb	ppb
x		92.886%	0.000	0.000
%RSD		5.818	0.000	0.000
Run	**Time**	**205Tl**	**208Pb**	**209Bi**
		ppb	ppb	ppb
x		108.635%	97.500%	102.554%
%RSD		0.208	2.353	1.032

CRIQ 2/26/2010 10:45:14 QC Status: PASS (Initial: PASS)

User Pre-dilution: 1.000

Run	Time	6Li	9Be	23Na
		ppb	ppb	ppb
x		98.976%	101.690%	T 101.227%
%RSD		0.595	5.201	T 1.095
Run	**Time**	**25Mg**	**27Al**	**35Cl**
		ppb	ppb	ppb
x		103.313%	95.127%	0.000
%RSD		3.746	13.800	0.000
Run	**Time**	**39K**	**43Ca**	**45Sc**
		ppb	ppb	ppb
x		T 95.680%	104.509%	T 97.199%
%RSD		T 4.806	1.001	T 0.535
Run	**Time**	**45Sc**	**51V**	**52Cr**
		ppb	ppb	ppb
x		95.460%	94.871%	97.467%
%RSD		1.168	3.055	1.201
Run	**Time**	**53Cl O**	**55Mn**	**56Fe**
		ppb	ppb	ppb
x		0.624	105.500%	111.523%
%RSD		13.860	1.329	0.054
Run	**Time**	**59Co**	**60Ni**	**65Cu**
		ppb	ppb	ppb
x		103.138%	107.039%	111.819%
%RSD		4.034	4.918	6.978
Run	**Time**	**66Zn**	**72Ge**	**75As**
		ppb	ppb	ppb
x		98.048%	94.578%	98.075%
%RSD		2.992	1.089	1.833
Run	**Time**	**77Ar Cl**	**78Se**	**95Mo**
		ppb	ppb	ppb
x		0.162	98.617%	98.146%
%RSD		10.610	9.575	0.403
Run	**Time**	**105Pd**	**107Ag**	**108Mo O**
		ppb	ppb	ppb
x		0.000	111.465%	3.145
%RSD		0.000	1.248	313.000
Run	**Time**	**111Cd**	**115In**	**121Sb**
		ppb	ppb	ppb
x		101.354%	97.773%	98.672%
%RSD		6.887	0.161	4.164
Run	**Time**	**137Ba**	**159Tb**	**165Ho**
		ppb	ppb	ppb
x		91.219%	0.000	0.000
%RSD		2.340	0.000	0.000
Run	**Time**	**205Tl**	**208Pb**	**209Bi**
		ppb	ppb	ppb
x		99.288%	95.529%	103.004%
%RSD		1.233	0.998	0.233

ICSA 2/26/2010 10:49:48 QC Status: FAIL (Initial: FAIL)

User Pre -dilution: 1.000

Run	Time	6Li	9Be	23Na
		ppb	ppb	ppb
x		86.207%	-0.005	T 51540.000
%RSD		0.700	103.300	T 0.737
Run	**Time**	**25Mg**	**27Al**	**35Cl**
		ppb	ppb	ppb
x		53610.000	M 51610.000	0.000
%RSD		0.415	M 0.376	0.000
Run	**Time**	**39K**	**43Ca**	**45Sc**
		ppb	ppb	ppb
x		T 51110.000	54290.000	T 84.715%
%RSD		T 4.412	0.320	T 0.680
Run	**Time**	**45Sc**	**51V**	**52Cr**
		ppb	ppb	ppb
x		84.488%	-0.228	0.491
%RSD		1.191	101.900	6.495
Run	**Time**	**53Cl O**	**55Mn**	**56Fe**
		ppb	ppb	ppb
x		0.358	1.201	TM 52490.000
%RSD		41.720	3.971	TM 0.349
Run	**Time**	**59Co**	**60Ni**	**65Cu**
		ppb	ppb	ppb
x		0.062	0.384	0.285
%RSD		31.860	27.550	12.400
Run	**Time**	**66Zn**	**72Ge**	**75As**
		ppb	ppb	ppb
x		-2.030	86.745%	0.020
%RSD		13.370	1.741	458.100
Run	**Time**	**77Ar Cl**	**78Se**	**95Mo**
		ppb	ppb	ppb
x		0.168	0.018	M 1031.000
%RSD		18.910	827.000	M 0.591
Run	**Time**	**105Pd**	**107Ag**	**108Mo O**
		ppb	ppb	ppb
x		0.000	0.036	38.780
%RSD		0.000	9.361	4.657
Run	**Time**	**111Cd**	**115In**	**121Sb**
		ppb	ppb	ppb
x		-0.020	88.775%	0.003
%RSD		306.800	2.030	771.600
Run	**Time**	**137Ba**	**159Tb**	**165Ho**
		ppb	ppb	ppb
x		0.660	0.000	0.000
%RSD		13.070	0.000	0.000
Run	**Time**	**205Tl**	**208Pb**	**209Bi**
		ppb	ppb	ppb
x		0.098	0.082	90.309%
%RSD		4.582	5.837	0.635

ICSAB 2/26/2010 10:54:23 QC Status: PASS (Initial: PASS)

User Pre -dilution: 1.000

Run	Time	6Li	9Be	23Na
		ppb	ppb	ppb
x		90.632%	97.106%	T 104.610%
%RSD		0.425	1.499	T 0.704
Run	**Time**	**25Mg**	**27Al**	**35Cl**
		ppb	ppb	ppb
x		106.443%	M 101.592%	0.000
%RSD		0.075	M 1.121	0.000
Run	**Time**	**39K**	**43Ca**	**45Sc**
		ppb	ppb	ppb
x		T 104.409%	107.527%	T 90.782%
%RSD		T 1.954	0.733	T 1.153
Run	**Time**	**45Sc**	**51V**	**52Cr**
		ppb	ppb	ppb
x		87.426%	100.362%	102.912%
%RSD		1.008	1.440	0.360
Run	**Time**	**53Cl O**	**55Mn**	**56Fe**
		ppb	ppb	ppb
x		7.086	T 106.865%	TM 102.839%
%RSD		10.270	T 0.277	TM 1.869
Run	**Time**	**59Co**	**60Ni**	**65Cu**
		ppb	ppb	ppb
x		97.612%	102.320%	96.493%
%RSD		1.031	2.066	1.986
Run	**Time**	**66Zn**	**72Ge**	**75As**
		ppb	ppb	ppb
x		98.792%	90.754%	95.149%
%RSD		1.413	1.761	0.919
Run	**Time**	**77Ar Cl**	**78Se**	**95Mo**
		ppb	ppb	ppb
x		-0.090	95.611%	M 1124.000
%RSD		73.290	1.996	M 1.454
Run	**Time**	**105Pd**	**107Ag**	**108Mo O**
		ppb	ppb	ppb
x		0.000	102.106%	96.880
%RSD		0.000	0.950	47.980
Run	**Time**	**111Cd**	**115In**	**121Sb**
		ppb	ppb	ppb
x		102.131%	90.472%	100.406%
%RSD		0.386	1.198	0.702
Run	**Time**	**137Ba**	**159Tb**	**165Ho**
		ppb	ppb	ppb
x		99.692%	0.000	0.000
%RSD		0.516	0.000	0.000
Run	**Time**	**205Tl**	**208Pb**	**209Bi**
		ppb	ppb	ppb
x		101.839%	99.801%	93.857%
%RSD		0.811	1.807	0.938

CCV 2/26/2010 11:00:01 QC Status: PASS (Initial: PASS)

User Pre-dilution: 1.000

Run	Time	6Li	9Be	23Na
		ppb	ppb	ppb
x		98.101%	95.506%	T 98.883%
%RSD		0.196	1.741	T 0.446
Run	**Time**	**25Mg**	**27Al**	**35Cl**
		ppb	ppb	ppb
x		101.877%	103.649%	0.000
%RSD		0.058	3.171	0.000
Run	**Time**	**39K**	**43Ca**	**45Sc**
		ppb	ppb	ppb
x		T 95.179%	101.955%	T 96.554%
%RSD		T 3.508	1.122	T 0.954
Run	**Time**	**45Sc**	**51V**	**52Cr**
		ppb	ppb	ppb
x		93.977%	98.407%	99.167%
%RSD		0.889	1.425	0.140
Run	**Time**	**53Cl O**	**55Mn**	**56Fe**
		ppb	ppb	ppb
x		6.329	T 100.756%	T 99.902%
%RSD		10.750	T 0.819	T 1.693
Run	**Time**	**59Co**	**60Ni**	**65Cu**
		ppb	ppb	ppb
x		99.229%	100.800%	100.840%
%RSD		0.357	1.139	1.828
Run	**Time**	**66Zn**	**72Ge**	**75As**
		ppb	ppb	ppb
x		101.210%	90.769%	99.588%
%RSD		1.830	1.035	2.320
Run	**Time**	**77Ar Cl**	**78Se**	**95Mo**
		ppb	ppb	ppb
x		-0.170	98.241%	105.232%
%RSD		81.330	1.134	1.468
Run	**Time**	**105Pd**	**107Ag**	**108Mo O**
		ppb	ppb	ppb
x		0.000	102.725%	53.320
%RSD		0.000	0.430	41.260
Run	**Time**	**111Cd**	**115In**	**121Sb**
		ppb	ppb	ppb
x		102.277%	93.111%	99.042%
%RSD		0.466	1.183	0.630
Run	**Time**	**137Ba**	**159Tb**	**165Ho**
		ppb	ppb	ppb
x		97.989%	0.000	0.000
%RSD		1.560	0.000	0.000
Run	**Time**	**205Tl**	**208Pb**	**209Bi**
		ppb	ppb	ppb
x		99.402%	97.639%	95.536%
%RSD		0.208	0.706	0.174

CCB 2/26/2010 11:05:52 QC Status: FAIL (Initial: FAIL)

User Pre-dilution: 1.000

Run	Time	6Li	9Be	23Na
		ppb	ppb	ppb
x		101.205%	-0.006	8.704
%RSD		0.561	57.000	12.650
Run	**Time**	**25Mg**	**27Al**	**35Cl**
		ppb	ppb	ppb
x		6.911	0.972	0.000
%RSD		75.820	119.600	0.000
Run	**Time**	**39K**	**43Ca**	**45Sc**
		ppb	ppb	ppb
x		9.979	1.625	T 94.839%
%RSD		26.310	164.200	T 1.692
Run	**Time**	**45Sc**	**51V**	**52Cr**
		ppb	ppb	ppb
x		96.980%	0.065	0.030
%RSD		1.278	94.850	102.000
Run	**Time**	**53Cl O**	**55Mn**	**56Fe**
		ppb	ppb	ppb
x		0.180	0.067	4.249
%RSD		45.260	12.970	26.530
Run	**Time**	**59Co**	**60Ni**	**65Cu**
		ppb	ppb	ppb
x		0.012	0.024	0.008
%RSD		56.280	109.700	332.800
Run	**Time**	**66Zn**	**72Ge**	**75As**
		ppb	ppb	ppb
x		-0.067	96.630%	0.037
%RSD		339.000	1.247	245.000
Run	**Time**	**77Ar Cl**	**78Se**	**95Mo**
		ppb	ppb	ppb
x		-0.027	-0.110	0.633
%RSD		83.370	57.170	9.707
Run	**Time**	**105Pd**	**107Ag**	**108Mo O**
		ppb	ppb	ppb
x		0.000	0.015	0.400
%RSD		0.000	76.960	88.970
Run	**Time**	**111Cd**	**115In**	**121Sb**
		ppb	ppb	ppb
x		0.013	98.074%	-0.126
%RSD		37.790	1.115	18.140
Run	**Time**	**137Ba**	**159Tb**	**165Ho**
		ppb	ppb	ppb
x		-0.039	0.000	0.000
%RSD		26.630	0.000	0.000
Run	**Time**	**205Tl**	**208Pb**	**209Bi**
		ppb	ppb	ppb
x		0.292	0.017	106.239%
%RSD		4.568	33.280	0.676

CCV 4 2/26/2010 14:55:04 QC Status: PASS (Initial: PASS)

User Pre-dilution: 1.000

Run	Time	6Li	9Be	23Na
		ppb	ppb	ppb
x		89.189%	96.483%	T 101.355%
%RSD		0.574	0.825	T 1.795
Run	**Time**	**25Mg**	**27Al**	**35Cl**
		ppb	ppb	ppb
x		102.966%	100.653%	0.000
%RSD		1.552	0.165	0.000
Run	**Time**	**39K**	**43Ca**	**45Sc**
		ppb	ppb	ppb
x		T 97.843%	100.830%	T 88.970%
%RSD		T 4.871	0.262	T 1.204
Run	**Time**	**45Sc**	**51V**	**52Cr**
		ppb	ppb	ppb
x		83.701%	101.741%	101.513%
%RSD		2.337	2.327	1.229
Run	**Time**	**53Cl O**	**55Mn**	**56Fe**
		ppb	ppb	ppb
x		5.289	T 101.780%	T 102.859%
%RSD		25.910	T 0.846	T 0.980
Run	**Time**	**59Co**	**60Ni**	**65Cu**
		ppb	ppb	ppb
x		101.138%	101.590%	103.923%
%RSD		0.798	1.248	1.568
Run	**Time**	**66Zn**	**72Ge**	**75As**
		ppb	ppb	ppb
x		102.488%	83.740%	100.138%
%RSD		1.897	1.482	1.459
Run	**Time**	**77Ar Cl**	**78Se**	**95Mo**
		ppb	ppb	ppb
x		-0.178	97.435%	104.009%
%RSD		49.040	2.169	0.673
Run	**Time**	**105Pd**	**107Ag**	**108Mo O**
		ppb	ppb	ppb
x		0.000	104.823%	98.870
%RSD		0.000	0.303	15.590
Run	**Time**	**111Cd**	**115In**	**121Sb**
		ppb	ppb	ppb
x		103.723%	86.646%	100.997%
%RSD		0.591	1.507	0.937
Run	**Time**	**137Ba**	**159Tb**	**165Ho**
		ppb	ppb	ppb
x		98.828%	0.000	0.000
%RSD		0.527	0.000	0.000
Run	**Time**	**205Tl**	**208Pb**	**209Bi**
		ppb	ppb	ppb
x		100.111%	98.433%	91.176%
%RSD		0.643	0.511	0.392

CCB 4 2/26/2010 15:00:39 QC Status: FAIL (Initial: FAIL)

User Pre-dilution: 1.000

Run	Time	6Li	9Be	23Na
		ppb	ppb	ppb
x		94.673%	0.013	29.880
%RSD		0.348	20.790	3.871
Run	Time	25Mg	27Al	35Cl
		ppb	ppb	ppb
x		27.170	1.839	0.000
%RSD		11.390	76.270	0.000
Run	Time	39K	43Ca	45Sc
		ppb	ppb	ppb
x		21.890	23.310	T 88.174%
%RSD		13.000	18.060	T 0.788
Run	Time	45Sc	51V	52Cr
		ppb	ppb	ppb
x		86.133%	-0.125	0.036
%RSD		2.242	151.700	35.860
Run	Time	53Cl O	55Mn	56Fe
		ppb	ppb	ppb
x		0.202	0.240	13.200
%RSD		128.200	2.459	4.497
Run	Time	59Co	60Ni	65Cu
		ppb	ppb	ppb
x		0.046	0.050	0.056
%RSD		16.340	57.930	8.490
Run	Time	66Zn	72Ge	75As
		ppb	ppb	ppb
x		0.165	87.824%	-0.074
%RSD		198.400	0.588	95.620
Run	Time	77Ar Cl	78Se	95Mo
		ppb	ppb	ppb
x		-0.033	-0.145	0.134
%RSD		80.430	11.240	25.230
Run	Time	105Pd	107Ag	108Mo O
		ppb	ppb	ppb
x		0.000	0.037	0.155
%RSD		0.000	20.780	253.000
Run	Time	111Cd	115In	121Sb
		ppb	ppb	ppb
x		0.041	90.174%	-0.229
%RSD		26.050	0.112	10.700
Run	Time	137Ba	159Tb	165Ho
		ppb	ppb	ppb
x		0.035	0.000	0.000
%RSD		88.310	0.000	0.000
Run	Time	205Tl	208Pb	209Bi
		ppb	ppb	ppb
x		0.294	0.034	101.160%
%RSD		2.131	6.824	0.828

LV10K/5 2/26/2010 15:05:17 QC Status: PASS (Initial: PASS)

User Pre-dilution: 1.000

Run	Time	6Li	9Be	23Na
		ppb	ppb	ppb
x		88.250%	0.149	148.100
%RSD		0.790	7.421	1.116
Run	**Time**	**25Mg**	**27Al**	**35Cl**
		ppb	ppb	ppb
x		1319.000	M 1849.000	T 0.000
%RSD		1.037	M 0.686	T 0.000
Run	**Time**	**39K**	**43Ca**	**45Sc**
		ppb	ppb	ppb
x		232.900	5837.000	T 94.983%
%RSD		3.997	0.911	T 0.164
Run	**Time**	**45Sc**	**51V**	**52Cr**
		ppb	ppb	ppb
x		88.342%	-1.178	197.400
%RSD		1.332	41.860	0.270
Run	**Time**	**53Cl O**	**55Mn**	**56Fe**
		ppb	ppb	ppb
x		12.420	TM 3364.000	TM 248800.000
%RSD		3.972	TM 0.648	TM 1.265
Run	**Time**	**59Co**	**60Ni**	**65Cu**
		ppb	ppb	ppb
x		15.120	142.500	M 311.900
%RSD		1.007	0.318	M 1.215
Run	**Time**	**66Zn**	**72Ge**	**75As**
		ppb	ppb	ppb
x		170.200	91.504%	26.180
%RSD		3.612	1.658	1.458
Run	**Time**	**77Ar Cl**	**78Se**	**95Mo**
		ppb	ppb	ppb
x		-0.085	0.177	44.750
%RSD		42.930	67.940	2.489
Run	**Time**	**105Pd**	**107Ag**	**108Mo O**
		ppb	ppb	ppb
x		0.000	0.277	-2.544
%RSD		0.000	11.420	49.250
Run	**Time**	**111Cd**	**115In**	**121Sb**
		ppb	ppb	ppb
x		1.521	92.206%	7.123
%RSD		1.010	1.721	3.624
Run	**Time**	**137Ba**	**159Tb**	**165Ho**
		ppb	ppb	ppb
x		M 319.200	0.000	0.000
%RSD		M 0.787	0.000	0.000
Run	**Time**	**205Tl**	**208Pb**	**209Bi**
		ppb	ppb	ppb
x		0.196	M 212.000	97.276%
%RSD		7.650	M 0.411	1.107

LV10KL/25 2/26/2010 15:09:53 QC Status: PASS (Initial: PASS)

User Pre-dilution: 1.000

Run	Time	6Li	9Be	23Na
		ppb	ppb	ppb
x		93.532%	0.010	33.370
%RSD		0.840	120.300	2.698
Run	**Time**	**25Mg**	**27Al**	**35Cl**
		ppb	ppb	ppb
x		265.200	376.700	0.000
%RSD		6.708	0.967	0.000
Run	**Time**	**39K**	**43Ca**	**45Sc**
		ppb	ppb	ppb
x		51.340	1183.000	T 94.099%
%RSD		7.053	1.403	T 0.685
Run	**Time**	**45Sc**	**51V**	**52Cr**
		ppb	ppb	ppb
x		88.247%	0.235	40.370
%RSD		1.824	45.100	1.006
Run	**Time**	**53Cl O**	**55Mn**	**56Fe**
		ppb	ppb	ppb
x		1.374	T 683.200	TM 50590.000
%RSD		14.900	T 1.011	TM 2.507
Run	**Time**	**59Co**	**60Ni**	**65Cu**
		ppb	ppb	ppb
x		3.137	29.580	65.660
%RSD		4.340	1.010	1.800
Run	**Time**	**66Zn**	**72Ge**	**75As**
		ppb	ppb	ppb
x		36.690	90.097%	5.556
%RSD		0.726	1.877	3.467
Run	**Time**	**77Ar Cl**	**78Se**	**95Mo**
		ppb	ppb	ppb
x		-0.036	-0.014	8.956
%RSD		20.370	1175.000	1.854
Run	**Time**	**105Pd**	**107Ag**	**108Mo O**
		ppb	ppb	ppb
x		0.000	0.071	2.947
%RSD		0.000	14.160	87.850
Run	**Time**	**111Cd**	**115In**	**121Sb**
		ppb	ppb	ppb
x		0.330	93.018%	1.209
%RSD		6.436	1.087	3.918
Run	**Time**	**137Ba**	**159Tb**	**165Ho**
		ppb	ppb	ppb
x		62.580	0.000	0.000
%RSD		2.305	0.000	0.000
Run	**Time**	**205Tl**	**208Pb**	**209Bi**
		ppb	ppb	ppb
x		0.090	42.290	102.264%
%RSD		5.028	0.924	0.419

LV142 2/26/2010 15:14:29 QC Status: PASS (Initial: PASS)

User Pre -dilution: 1.000

Run	Time	6Li	9Be	23Na
		ppb	ppb	ppb
x		88.019%	-0.027	T 3065.000
%RSD		0.103	30.110	T 0.695
Run	**Time**	**25Mg**	**27Al**	**35Cl**
		ppb	ppb	ppb
x		23420.000	11.600	0.000
%RSD		0.314	20.940	0.000
Run	**Time**	**39K**	**43Ca**	**45Sc**
		ppb	ppb	ppb
x		T 1428.000	M 124900.000	T 85.682%
%RSD		T 2.403	M 1.630	T 1.667
Run	**Time**	**45Sc**	**51V**	**52Cr**
		ppb	ppb	ppb
x		81.076%	0.055	0.191
%RSD		1.192	251.900	22.880
Run	**Time**	**53Cl O**	**55Mn**	**56Fe**
		ppb	ppb	ppb
x		-0.571	T 412.100	66.280
%RSD		16.870	T 1.195	76.690
Run	**Time**	**59Co**	**60Ni**	**65Cu**
		ppb	ppb	ppb
x		0.405	1.173	1.200
%RSD		4.356	6.353	12.540
Run	**Time**	**66Zn**	**72Ge**	**75As**
		ppb	ppb	ppb
x		1.036	83.581%	0.506
%RSD		15.630	1.448	10.960
Run	**Time**	**77Ar Cl**	**78Se**	**95Mo**
		ppb	ppb	ppb
x		0.218	0.058	0.138
%RSD		15.840	307.100	28.770
Run	**Time**	**105Pd**	**107Ag**	**108Mo O**
		ppb	ppb	ppb
x		0.000	0.006	1.438
%RSD		0.000	156.100	102.600
Run	**Time**	**111Cd**	**115In**	**121Sb**
		ppb	ppb	ppb
x		0.053	85.208%	-0.219
%RSD		12.330	0.206	9.321
Run	**Time**	**137Ba**	**159Tb**	**165Ho**
		ppb	ppb	ppb
x		108.200	0.000	0.000
%RSD		0.873	0.000	0.000
Run	**Time**	**205Tl**	**208Pb**	**209Bi**
		ppb	ppb	ppb
x		0.066	0.122	92.906%
%RSD		11.090	45.420	0.159

LV144 2/26/2010 15:19:05 QC Status: PASS (Initial: PASS)

User Pre-dilution: 1.000

Run	Time	6Li	9Be	23Na
		ppb	ppb	ppb
x		85.182%	-0.026	T 2820.000
%RSD		0.190	40.920	T 1.006
Run	**Time**	**25Mg**	**27Al**	**35Cl**
		ppb	ppb	ppb
x		18740.000	1.877	0.000
%RSD		1.738	138.700	0.000
Run	**Time**	**39K**	**43Ca**	**45Sc**
		ppb	ppb	ppb
x		T 4613.000	80190.000	T 85.268%
%RSD		T 4.514	0.547	T 1.155
Run	**Time**	**45Sc**	**51V**	**52Cr**
		ppb	ppb	ppb
x		81.330%	-0.070	0.177
%RSD		1.793	54.490	18.320
Run	**Time**	**53Cl O**	**55Mn**	**56Fe**
		ppb	ppb	ppb
x		-0.392	T 682.100	6268.000
%RSD		54.880	T 0.652	0.967
Run	**Time**	**59Co**	**60Ni**	**65Cu**
		ppb	ppb	ppb
x		1.677	1.928	0.686
%RSD		7.803	5.743	19.960
Run	**Time**	**66Zn**	**72Ge**	**75As**
		ppb	ppb	ppb
x		4.707	84.496%	7.041
%RSD		5.966	1.349	6.472
Run	**Time**	**77Ar Cl**	**78Se**	**95Mo**
		ppb	ppb	ppb
x		0.230	0.014	1.786
%RSD		27.780	333.200	1.190
Run	**Time**	**105Pd**	**107Ag**	**108Mo O**
		ppb	ppb	ppb
x		0.000	-0.000	0.458
%RSD		0.000	540.800	210.800
Run	**Time**	**111Cd**	**115In**	**121Sb**
		ppb	ppb	ppb
x		0.007	86.546%	-0.174
%RSD		88.820	1.663	12.400
Run	**Time**	**137Ba**	**159Tb**	**165Ho**
		ppb	ppb	ppb
x		113.300	0.000	0.000
%RSD		1.917	0.000	0.000
Run	**Time**	**205Tl**	**208Pb**	**209Bi**
		ppb	ppb	ppb
x		0.045	0.106	94.098%
%RSD		3.027	2.764	0.542

LV20QB 2/26/2010 15:23:43 QC Status: PASS (Initial: PASS)

User Pre-dilution: 1.000

Run	Time	6Li	9Be	23Na
		ppb	ppb	ppb
x		92.013%	-0.028	73.260
%RSD		1.501	12.680	1.650
Run	**Time**	**25Mg**	**27Al**	**35Cl**
		ppb	ppb	ppb
x		22.660	8.729	0.000
%RSD		3.792	11.390	0.000
Run	**Time**	**39K**	**43Ca**	**45Sc**
		ppb	ppb	ppb
x		20.710	196.800	T 87.924%
%RSD		7.300	0.722	T 0.716
Run	**Time**	**45Sc**	**51V**	**52Cr**
		ppb	ppb	ppb
x		84.425%	-0.377	0.732
%RSD		1.109	104.200	6.057
Run	**Time**	**53Cl O**	**55Mn**	**56Fe**
		ppb	ppb	ppb
x		0.111	0.905	79.370
%RSD		335.700	2.312	2.093
Run	**Time**	**59Co**	**60Ni**	**65Cu**
		ppb	ppb	ppb
x		0.021	0.277	0.749
%RSD		48.250	17.880	3.920
Run	**Time**	**66Zn**	**72Ge**	**75As**
		ppb	ppb	ppb
x		16.860	85.382%	-0.147
%RSD		3.556	1.413	28.360
Run	**Time**	**77Ar Cl**	**78Se**	**95Mo**
		ppb	ppb	ppb
x		0.263	-0.020	0.001
%RSD		9.632	195.300	1049.000
Run	**Time**	**105Pd**	**107Ag**	**108Mo O**
		ppb	ppb	ppb
x		0.000	0.005	0.606
%RSD		0.000	31.810	0.000
Run	**Time**	**111Cd**	**115In**	**121Sb**
		ppb	ppb	ppb
x		-0.002	89.025%	-0.285
%RSD		0.289	1.427	0.602
Run	**Time**	**137Ba**	**159Tb**	**165Ho**
		ppb	ppb	ppb
x		0.469	0.000	0.000
%RSD		8.976	0.000	0.000
Run	**Time**	**205Tl**	**208Pb**	**209Bi**
		ppb	ppb	ppb
x		0.081	0.096	99.154%
%RSD		9.649	0.813	0.190

LV20QC 2/26/2010 15:28:20 QC Status: PASS (Initial: PASS)

User Pre-dilution: 1.000

Run	Time	6Li	9Be	23Na
		ppb	ppb	ppb
x		84.087%	93.120	T 10460.000
%RSD		1.850	2.738	T 1.568
Run	**Time**	**25Mg**	**27Al**	**35Cl**
		ppb	ppb	ppb
x		10390.000	M 9878.000	0.000
%RSD		0.961	M 1.325	0.000
Run	**Time**	**39K**	**43Ca**	**45Sc**
		ppb	ppb	ppb
x		T 9379.000	10460.000	T 82.151%
%RSD		T 4.269	0.726	T 0.766
Run	**Time**	**45Sc**	**51V**	**52Cr**
		ppb	ppb	ppb
x		76.074%	97.100	99.250
%RSD		1.976	0.698	2.067
Run	**Time**	**53Cl O**	**55Mn**	**56Fe**
		ppb	ppb	ppb
x		4.768	98.880	10340.000
%RSD		15.550	1.141	1.768
Run	**Time**	**59Co**	**60Ni**	**65Cu**
		ppb	ppb	ppb
x		98.750	101.100	101.600
%RSD		1.256	0.365	1.166
Run	**Time**	**66Zn**	**72Ge**	**75As**
		ppb	ppb	ppb
x		105.300	77.102%	88.320
%RSD		1.552	1.237	0.646
Run	**Time**	**77Ar Cl**	**78Se**	**95Mo**
		ppb	ppb	ppb
x		0.069	81.100	96.700
%RSD		59.620	1.407	1.168
Run	**Time**	**105Pd**	**107Ag**	**108Mo O**
		ppb	ppb	ppb
x		0.000	102.700	10.440
%RSD		0.000	0.544	475.200
Run	**Time**	**111Cd**	**115In**	**121Sb**
		ppb	ppb	ppb
x		96.460	82.590%	94.080
%RSD		1.210	2.270	1.280
Run	**Time**	**137Ba**	**159Tb**	**165Ho**
		ppb	ppb	ppb
x		95.040	0.000	0.000
%RSD		0.390	0.000	0.000
Run	**Time**	**205Tl**	**208Pb**	**209Bi**
		ppb	ppb	ppb
x		96.710	94.710	92.820%
%RSD		0.587	0.256	0.541

CCV 2/26/2010 15:33:26 QC Status: PASS (Initial: PASS)

User Pre -dilution: 1.000

Run	Time	6Li	9Be	23Na
		ppb	ppb	ppb
x		84.648%	98.644%	T 102.914%
%RSD		1.152	0.744	T 0.644
Run	Time	25Mg	27Al	35Cl
		ppb	ppb	ppb
x		102.283%	100.289%	0.000
%RSD		0.677	0.597	0.000
Run	Time	39K	43Ca	45Sc
		ppb	ppb	ppb
x		T 98.195%	101.402%	T 84.099%
%RSD		T 5.248	0.819	T 1.534
Run	Time	45Sc	51V	52Cr
		ppb	ppb	ppb
x		78.749%	99.908%	101.055%
%RSD		0.769	0.395	0.394
Run	Time	53Cl O	55Mn	56Fe
		ppb	ppb	ppb
x		5.816	T 102.675%	T 101.388%
%RSD		4.442	T 0.894	T 1.734
Run	Time	59Co	60Ni	65Cu
		ppb	ppb	ppb
x		101.886%	103.123%	103.192%
%RSD		0.508	1.118	0.381
Run	Time	66Zn	72Ge	75As
		ppb	ppb	ppb
x		102.470%	77.615%	100.698%
%RSD		1.734	1.218	0.807
Run	Time	77Ar Cl	78Se	95Mo
		ppb	ppb	ppb
x		-0.201	100.168%	103.232%
%RSD		54.870	1.647	1.052
Run	Time	105Pd	107Ag	108Mo O
		ppb	ppb	ppb
x		0.000	104.412%	90.250
%RSD		0.000	0.225	18.700
Run	Time	111Cd	115In	121Sb
		ppb	ppb	ppb
x		103.312%	81.724%	102.417%
%RSD		0.654	1.364	0.987
Run	Time	137Ba	159Tb	165Ho
		ppb	ppb	ppb
x		98.852%	0.000	0.000
%RSD		0.512	0.000	0.000
Run	Time	205Tl	208Pb	209Bi
		ppb	ppb	ppb
x		101.056%	98.663%	88.427%
%RSD		0.392	0.974	0.352

CCB 2/26/2010 15:39:14 QC Status: FAIL (Initial: FAIL)

User Pre-dilution: 1.000

Run	Time	6Li	9Be	23Na
		ppb	ppb	ppb
x		92.122%	0.024	35.960
%RSD		0.320	5.285	2.842
Run	Time	25Mg	27Al	35Cl
		ppb	ppb	ppb
x		49.330	3.254	0.000
%RSD		30.300	14.510	0.000
Run	Time	39K	43Ca	45Sc
		ppb	ppb	ppb
x		28.080	35.270	T 86.284%
%RSD		10.470	22.150	T 0.781
Run	Time	45Sc	51V	52Cr
		ppb	ppb	ppb
x		82.776%	-0.094	0.078
%RSD		1.771	207.500	28.000
Run	Time	53Cl O	55Mn	56Fe
		ppb	ppb	ppb
x		0.040	0.328	26.060
%RSD		637.200	3.219	17.890
Run	Time	59Co	60Ni	65Cu
		ppb	ppb	ppb
x		0.093	0.098	0.087
%RSD		29.070	49.110	74.690
Run	Time	66Zn	72Ge	75As
		ppb	ppb	ppb
x		0.533	84.733%	-0.124
%RSD		69.600	1.687	11.430
Run	Time	77Ar Cl	78Se	95Mo
		ppb	ppb	ppb
x		0.006	0.060	0.237
%RSD		486.500	236.600	11.650
Run	Time	105Pd	107Ag	108Mo O
		ppb	ppb	ppb
x		0.000	0.088	0.226
%RSD		0.000	12.530	157.800
Run	Time	111Cd	115In	121Sb
		ppb	ppb	ppb
x		0.070	87.820%	-0.150
%RSD		27.400	1.191	7.820
Run	Time	137Ba	159Tb	165Ho
		ppb	ppb	ppb
x		0.122	0.000	0.000
%RSD		15.270	0.000	0.000
Run	Time	205Tl	208Pb	209Bi
		ppb	ppb	ppb
x		0.370	0.083	99.145%
%RSD		3.808	14.870	0.605

LV2DH 2/26/2010 15:43:51 QC Status: PASS (Initial: PASS)

User Pre-dilution: 1.000

Run	Time	6Li	9Be	23Na
		ppb	ppb	ppb
x		86.154%	4.045	T 468.300
%RSD		0.290	1.869	T 3.111
Run	**Time**	**25Mg**	**27Al**	**35Cl**
		ppb	ppb	ppb
x		20870.000	M 73510.000	0.000
%RSD		1.055	M 1.083	0.000
Run	**Time**	**39K**	**43Ca**	**45Sc**
		ppb	ppb	ppb
x		T 4909.000	52580.000	T 90.425%
%RSD		T 2.001	0.728	T 0.661
Run	**Time**	**45Sc**	**51V**	**52Cr**
		ppb	ppb	ppb
x		85.390%	126.900	89.790
%RSD		2.957	1.061	0.890
Run	**Time**	**53Cl O**	**55Mn**	**56Fe**
		ppb	ppb	ppb
x		5.665	TM 2764.000	TM 157500.000
%RSD		4.911	TM 0.530	TM 1.522
Run	**Time**	**59Co**	**60Ni**	**65Cu**
		ppb	ppb	ppb
x		63.170	105.300	135.300
%RSD		1.222	0.798	1.098
Run	**Time**	**66Zn**	**72Ge**	**75As**
		ppb	ppb	ppb
x		M 620.700	85.926%	82.450
%RSD		M 0.714	1.406	1.331
Run	**Time**	**77Ar Cl**	**78Se**	**95Mo**
		ppb	ppb	ppb
x		0.757	6.358	6.744
%RSD		2.501	3.836	0.352
Run	**Time**	**105Pd**	**107Ag**	**108Mo O**
		ppb	ppb	ppb
x		0.000	0.203	-15.570
%RSD		0.000	3.542	13.280
Run	**Time**	**111Cd**	**115In**	**121Sb**
		ppb	ppb	ppb
x		0.991	88.177%	0.732
%RSD		7.648	1.207	6.235
Run	**Time**	**137Ba**	**159Tb**	**165Ho**
		ppb	ppb	ppb
x		M 530.600	0.000	0.000
%RSD		M 0.881	0.000	0.000
Run	**Time**	**205Tl**	**208Pb**	**209Bi**
		ppb	ppb	ppb
x		1.162	TM 538.800	92.336%
%RSD		2.416	TM 2.091	2.465

LV2DHL 2/26/2010 15:48:26 QC Status: PASS (Initial: PASS)

User Pre-dilution: 1.000

Run	Time	6Li	9Be	23Na
		ppb	ppb	ppb
x		96.581%	0.873	102.100
%RSD		1.120	5.347	2.262
Run	**Time**	**25Mg**	**27Al**	**35Cl**
		ppb	ppb	ppb
x		4246.000	M 15260.000	0.000
%RSD		2.038	M 2.025	0.000
Run	**Time**	**39K**	**43Ca**	**45Sc**
		ppb	ppb	ppb
x		T 979.600	10580.000	T 95.049%
%RSD		T 3.647	0.541	T 0.908
Run	**Time**	**45Sc**	**51V**	**52Cr**
		ppb	ppb	ppb
x		87.301%	25.610	18.370
%RSD		1.893	0.686	2.176
Run	**Time**	**53Cl O**	**55Mn**	**56Fe**
		ppb	ppb	ppb
x		1.280	T 554.800	T 32100.000
%RSD		22.500	T 0.720	T 2.515
Run	**Time**	**59Co**	**60Ni**	**65Cu**
		ppb	ppb	ppb
x		12.990	21.940	29.550
%RSD		1.084	1.110	0.607
Run	**Time**	**66Zn**	**72Ge**	**75As**
		ppb	ppb	ppb
x		143.800	89.109%	18.530
%RSD		1.409	0.511	0.808
Run	**Time**	**77Ar Cl**	**78Se**	**95Mo**
		ppb	ppb	ppb
x		0.086	1.376	1.279
%RSD		7.549	18.730	4.831
Run	**Time**	**105Pd**	**107Ag**	**108Mo O**
		ppb	ppb	ppb
x		0.000	0.053	-2.704
%RSD		0.000	11.530	91.920
Run	**Time**	**111Cd**	**115In**	**121Sb**
		ppb	ppb	ppb
x		0.217	91.581%	-0.071
%RSD		17.870	1.639	15.440
Run	**Time**	**137Ba**	**159Tb**	**165Ho**
		ppb	ppb	ppb
x		103.000	0.000	0.000
%RSD		1.724	0.000	0.000
Run	**Time**	**205Tl**	**208Pb**	**209Bi**
		ppb	ppb	ppb
x		0.278	104.300	102.391%
%RSD		4.676	0.980	0.768

LV2DHA 2/26/2010 15:53:02 QC Status: PASS (Initial: PASS)

User Pre-dilution: 1.000

Run	Time	6Li	9Be	23Na
		ppb	ppb	ppb
x		90.537%	100.200	T 11590.000
%RSD		0.416	1.217	T 2.365
Run	**Time**	**25Mg**	**27Al**	**35Cl**
		ppb	ppb	ppb
x		31180.000	M 81700.000	0.000
%RSD		0.545	M 0.471	0.000
Run	**Time**	**39K**	**43Ca**	**45Sc**
		ppb	ppb	ppb
x		T 15220.000	62280.000	T 93.641%
%RSD		T 4.210	0.853	T 1.349
Run	**Time**	**45Sc**	**51V**	**52Cr**
		ppb	ppb	ppb
x		85.084%	M 230.300	194.000
%RSD		1.972	M 1.301	1.429
Run	**Time**	**53Cl O**	**55Mn**	**56Fe**
		ppb	ppb	ppb
x		13.130	TM 2774.000	TM 168000.000
%RSD		6.036	TM 0.955	TM 0.935
Run	**Time**	**59Co**	**60Ni**	**65Cu**
		ppb	ppb	ppb
x		167.700	M 211.200	M 237.900
%RSD		0.736	M 0.564	M 1.041
Run	**Time**	**66Zn**	**72Ge**	**75As**
		ppb	ppb	ppb
x		M 704.300	84.516%	169.700
%RSD		M 1.438	1.853	0.612
Run	**Time**	**77Ar Cl**	**78Se**	**95Mo**
		ppb	ppb	ppb
x		0.422	88.590	117.800
%RSD		20.210	0.750	0.491
Run	**Time**	**105Pd**	**107Ag**	**108Mo O**
		ppb	ppb	ppb
x		0.000	108.000	8.478
%RSD		0.000	0.378	230.600
Run	**Time**	**111Cd**	**115In**	**121Sb**
		ppb	ppb	ppb
x		100.400	87.652%	99.880
%RSD		0.530	1.267	0.347
Run	**Time**	**137Ba**	**159Tb**	**165Ho**
		ppb	ppb	ppb
x		M 615.400	0.000	0.000
%RSD		M 0.708	0.000	0.000
Run	**Time**	**205Tl**	**208Pb**	**209Bi**
		ppb	ppb	ppb
x		108.500	TM 620.300	91.971%
%RSD		1.131	TM 0.227	1.484

LV2DHS/10 2/26/2010 15:58:19 QC Status: PASS (Initial: PASS)

User Pre-dilution: 1.000

Run	Time	6Li	9Be	23Na
		ppb	ppb	ppb
x		105.313%	10.720	T 1074.000
%RSD		1.861	0.581	T 1.639
Run	**Time**	**25Mg**	**27Al**	**35Cl**
		ppb	ppb	ppb
x		3690.000	M 12660.000	T 0.000
%RSD		0.856	M 1.355	T 0.000
Run	**Time**	**39K**	**43Ca**	**45Sc**
		ppb	ppb	ppb
x		T 1910.000	3395.000	T 106.152%
%RSD		T 0.898	0.906	T 0.943
Run	**Time**	**45Sc**	**51V**	**52Cr**
		ppb	ppb	ppb
x		96.427%	27.570	23.840
%RSD		2.074	1.188	1.172
Run	**Time**	**53Cl O**	**55Mn**	**56Fe**
		ppb	ppb	ppb
x		2.188	T 263.100	T 22660.000
%RSD		10.820	T 0.333	T 1.753
Run	**Time**	**59Co**	**60Ni**	**65Cu**
		ppb	ppb	ppb
x		17.760	28.940	28.630
%RSD		1.274	2.886	1.816
Run	**Time**	**66Zn**	**72Ge**	**75As**
		ppb	ppb	ppb
x		123.500	95.862%	21.110
%RSD		1.241	1.239	2.486
Run	**Time**	**77Ar Cl**	**78Se**	**95Mo**
		ppb	ppb	ppb
x		0.075	9.964	9.783
%RSD		48.640	5.171	1.402
Run	**Time**	**105Pd**	**107Ag**	**108Mo O**
		ppb	ppb	ppb
x		0.000	10.710	15.590
%RSD		0.000	0.690	137.300
Run	**Time**	**111Cd**	**115In**	**121Sb**
		ppb	ppb	ppb
x		10.240	97.659%	2.588
%RSD		2.383	0.316	1.681
Run	**Time**	**137Ba**	**159Tb**	**165Ho**
		ppb	ppb	ppb
x		68.780	0.000	0.000
%RSD		0.020	0.000	0.000
Run	**Time**	**205Tl**	**208Pb**	**209Bi**
		ppb	ppb	ppb
x		9.674	56.150	105.283%
%RSD		1.198	0.622	0.470

LV2DHD/10 2/26/2010 16:03:04 QC Status: PASS (Initial: PASS)

User Pre-dilution: 1.000

Run	Time	6Li	9Be	23Na
		ppb	ppb	ppb
x		106.449%	10.470	T 1091.000
%RSD		0.747	1.357	T 1.175
Run	**Time**	**25Mg**	**27Al**	**35Cl**
		ppb	ppb	ppb
x		3662.000	M 11640.000	T 0.000
%RSD		3.840	M 0.690	T 0.000
Run	**Time**	**39K**	**43Ca**	**45Sc**
		ppb	ppb	ppb
x		T 1741.000	3859.000	T 103.327%
%RSD		T 4.072	0.532	T 0.907
Run	**Time**	**45Sc**	**51V**	**52Cr**
		ppb	ppb	ppb
x		94.661%	25.940	23.050
%RSD		1.011	1.099	1.221
Run	**Time**	**53Cl O**	**55Mn**	**56Fe**
		ppb	ppb	ppb
x		2.281	T 285.300	T 22350.000
%RSD		17.270	T 0.310	T 1.386
Run	**Time**	**59Co**	**60Ni**	**65Cu**
		ppb	ppb	ppb
x		16.930	28.250	27.330
%RSD		1.321	1.269	0.642
Run	**Time**	**66Zn**	**72Ge**	**75As**
		ppb	ppb	ppb
x		121.000	95.007%	20.470
%RSD		0.275	1.387	1.683
Run	**Time**	**77Ar Cl**	**78Se**	**95Mo**
		ppb	ppb	ppb
x		0.065	9.636	9.715
%RSD		222.100	9.109	1.432
Run	**Time**	**105Pd**	**107Ag**	**108Mo O**
		ppb	ppb	ppb
x		0.000	10.630	2.693
%RSD		0.000	1.149	507.000
Run	**Time**	**111Cd**	**115In**	**121Sb**
		ppb	ppb	ppb
x		10.120	95.837%	2.526
%RSD		1.960	0.963	2.050
Run	**Time**	**137Ba**	**159Tb**	**165Ho**
		ppb	ppb	ppb
x		57.310	0.000	0.000
%RSD		0.170	0.000	0.000
Run	**Time**	**205Tl**	**208Pb**	**209Bi**
		ppb	ppb	ppb
x		9.390	66.940	104.321%
%RSD		0.760	0.627	0.803

CCV 5 2/26/2010 16:07:48 QC Status: PASS (Initial: PASS)

User Pre-dilution: 1.000

Run	Time	6Li	9Be	23Na
		ppb	ppb	ppb
x		83.916%	99.051%	T 105.273%
%RSD		1.046	2.632	T 0.902
Run	**Time**	**25Mg**	**27Al**	**35Cl**
		ppb	ppb	ppb
x		103.811%	100.538%	0.000
%RSD		1.251	1.507	0.000
Run	**Time**	**39K**	**43Ca**	**45Sc**
		ppb	ppb	ppb
x		T 96.341%	101.240%	T 83.934%
%RSD		T 2.188	0.827	T 1.498
Run	**Time**	**45Sc**	**51V**	**52Cr**
		ppb	ppb	ppb
x		77.454%	100.807%	101.530%
%RSD		1.688	2.171	1.708
Run	**Time**	**53Cl O**	**55Mn**	**56Fe**
		ppb	ppb	ppb
x		5.727	T 102.494%	T 102.231%
%RSD		17.860	T 0.273	T 1.201
Run	**Time**	**59Co**	**60Ni**	**65Cu**
		ppb	ppb	ppb
x		101.096%	101.976%	101.986%
%RSD		0.441	0.691	0.748
Run	**Time**	**66Zn**	**72Ge**	**75As**
		ppb	ppb	ppb
x		102.759%	78.183%	98.744%
%RSD		1.428	2.009	0.653
Run	**Time**	**77Ar Cl**	**78Se**	**95Mo**
		ppb	ppb	ppb
x		-0.387	97.889%	103.410%
%RSD		84.020	0.840	0.669
Run	**Time**	**105Pd**	**107Ag**	**108Mo O**
		ppb	ppb	ppb
x		0.000	103.894%	60.100
%RSD		0.000	0.042	53.100
Run	**Time**	**111Cd**	**115In**	**121Sb**
		ppb	ppb	ppb
x		103.641%	81.951%	100.819%
%RSD		0.959	1.316	0.392
Run	**Time**	**137Ba**	**159Tb**	**165Ho**
		ppb	ppb	ppb
x		98.832%	0.000	0.000
%RSD		0.577	0.000	0.000
Run	**Time**	**205Tl**	**208Pb**	**209Bi**
		ppb	ppb	ppb
x		100.118%	98.226%	89.568%
%RSD		0.480	0.298	1.156

CCB 5 2/26/2010 16:13:37 QC Status: FAIL (Initial: FAIL)

User Pre-dilution: 1.000

Run	Time	6Li	9Be	23Na
		ppb	ppb	ppb
x		90.688%	0.030	39.300
%RSD		0.336	19.310	4.049
Run	Time	25Mg	27Al	35Cl
		ppb	ppb	ppb
x		29.130	1.831	0.000
%RSD		34.820	39.490	0.000
Run	Time	39K	43Ca	45Sc
		ppb	ppb	ppb
x		26.560	39.710	T 86.428%
%RSD		3.909	6.132	T 0.272
Run	Time	45Sc	51V	52Cr
		ppb	ppb	ppb
x		82.433%	-0.112	0.068
%RSD		2.179	142.000	29.030
Run	Time	53Cl O	55Mn	56Fe
		ppb	ppb	ppb
x		0.173	0.392	21.510
%RSD		21.970	2.173	8.911
Run	Time	59Co	60Ni	65Cu
		ppb	ppb	ppb
x		0.057	0.100	0.059
%RSD		20.990	49.580	60.140
Run	Time	66Zn	72Ge	75As
		ppb	ppb	ppb
x		0.390	83.886%	-0.086
%RSD		79.840	0.254	104.800
Run	Time	77Ar Cl	78Se	95Mo
		ppb	ppb	ppb
x		-0.067	0.107	0.165
%RSD		42.670	162.900	31.440
Run	Time	105Pd	107Ag	108Mo O
		ppb	ppb	ppb
x		0.000	0.070	-0.566
%RSD		0.000	9.587	190.100
Run	Time	111Cd	115In	121Sb
		ppb	ppb	ppb
x		0.067	86.748%	-0.201
%RSD		41.550	0.631	12.740
Run	Time	137Ba	159Tb	165Ho
		ppb	ppb	ppb
x		0.063	0.000	0.000
%RSD		82.820	0.000	0.000
Run	Time	205Tl	208Pb	209Bi
		ppb	ppb	ppb
x		0.354	0.075	100.139%
%RSD		4.709	6.819	0.649

LV2D0 2/26/2010 16:18:12 QC Status: PASS (Initial: PASS)

User Pre -dilution: 1.000

Run	Time	6Li	9Be	23Na
		ppb	ppb	ppb
x		92.363%	6.542	T 369.100
%RSD		0.898	0.220	T 0.844
Run	**Time**	**25Mg**	**27Al**	**35Cl**
		ppb	ppb	ppb
x		18410.000	TM 119400.000	0.000
%RSD		0.620	TM 1.985	0.000
Run	**Time**	**39K**	**43Ca**	**45Sc**
		ppb	ppb	ppb
x		T 8782.000	11160.000	T 100.066%
%RSD		T 5.001	0.994	T 1.576
Run	**Time**	**45Sc**	**51V**	**52Cr**
		ppb	ppb	ppb
x		95.312%	187.000	154.800
%RSD		1.840	0.645	0.257
Run	**Time**	**53Cl O**	**55Mn**	**56Fe**
		ppb	ppb	ppb
x		8.783	TM 1110.000	TM 178200.000
%RSD		5.973	TM 0.207	TM 0.451
Run	**Time**	**59Co**	**60Ni**	**65Cu**
		ppb	ppb	ppb
x		58.660	150.000	136.700
%RSD		0.912	0.943	1.214
Run	**Time**	**66Zn**	**72Ge**	**75As**
		ppb	ppb	ppb
x		M 490.400	93.725%	92.810
%RSD		M 1.054	2.857	1.156
Run	**Time**	**77Ar Cl**	**78Se**	**95Mo**
		ppb	ppb	ppb
x		0.909	11.350	9.272
%RSD		15.810	5.186	2.873
Run	**Time**	**105Pd**	**107Ag**	**108Mo O**
		ppb	ppb	ppb
x		0.000	0.236	-35.770
%RSD		0.000	9.828	32.780
Run	**Time**	**111Cd**	**115In**	**121Sb**
		ppb	ppb	ppb
x		0.931	92.708%	0.384
%RSD		18.210	1.700	3.052
Run	**Time**	**137Ba**	**159Tb**	**165Ho**
		ppb	ppb	ppb
x		M 611.300	0.000	0.000
%RSD		M 0.955	0.000	0.000
Run	**Time**	**205Tl**	**208Pb**	**209Bi**
		ppb	ppb	ppb
x		1.473	92.410	100.755%
%RSD		1.812	0.302	1.261

LV2D2 2/26/2010 16:22:51 QC Status: PASS (Initial: PASS)

User Pre -dilution: 1.000

Run	Time	6Li	9Be	23Na
		ppb	ppb	ppb
x		74.286%	8.643	T 1308.000
%RSD		1.844	2.388	T 0.957
Run	**Time**	**25Mg**	**27Al**	**35Cl**
		ppb	ppb	ppb
x		42240.000	M 114900.000	0.000
%RSD		0.671	M 0.795	0.000
Run	**Time**	**39K**	**43Ca**	**45Sc**
		ppb	ppb	ppb
x		T 7322.000	TM 209900.000	T 81.276%
%RSD		T 4.658	TM 1.657	T 1.621
Run	**Time**	**45Sc**	**51V**	**52Cr**
		ppb	ppb	ppb
x		71.893%	163.500	131.900
%RSD		1.756	0.887	0.665
Run	**Time**	**53Cl O**	**55Mn**	**56Fe**
		ppb	ppb	ppb
x		7.351	TM 5765.000	TM 186400.000
%RSD		15.870	TM 0.819	TM 1.234
Run	**Time**	**59Co**	**60Ni**	**65Cu**
		ppb	ppb	ppb
x		66.030	131.500	169.100
%RSD		0.494	1.801	1.006
Run	**Time**	**66Zn**	**72Ge**	**75As**
		ppb	ppb	ppb
x		M 911.000	72.020%	81.670
%RSD		M 0.610	1.069	1.438
Run	**Time**	**77Ar Cl**	**78Se**	**95Mo**
		ppb	ppb	ppb
x		0.570	8.770	8.765
%RSD		12.110	8.575	4.110
Run	**Time**	**105Pd**	**107Ag**	**108Mo O**
		ppb	ppb	ppb
x		0.000	0.277	-42.610
%RSD		0.000	4.102	15.860
Run	**Time**	**111Cd**	**115In**	**121Sb**
		ppb	ppb	ppb
x		4.980	77.923%	1.352
%RSD		4.816	1.185	7.451
Run	**Time**	**137Ba**	**159Tb**	**165Ho**
		ppb	ppb	ppb
x		M 922.200	0.000	0.000
%RSD		M 0.511	0.000	0.000
Run	**Time**	**205Tl**	**208Pb**	**209Bi**
		ppb	ppb	ppb
x		1.318	TM 386.000	87.851%
%RSD		2.053	TM 1.321	0.336

LV2D5 2/26/2010 16:27:26 QC Status: PASS (Initial: PASS)

User Pre-dilution: 1.000

Run	Time	6Li	9Be	23Na
		ppb	ppb	ppb
x		75.636%	6.453	T 1051.000
%RSD		1.232	1.937	T 0.365
Run	**Time**	**25Mg**	**27Al**	**35Cl**
		ppb	ppb	ppb
x		24980.000	M 55610.000	0.000
%RSD		0.552	M 0.918	0.000
Run	**Time**	**39K**	**43Ca**	**45Sc**
		ppb	ppb	ppb
x		T 4923.000	TM 195600.000	T 82.722%
%RSD		T 0.688	TM 0.075	T 1.655
Run	**Time**	**45Sc**	**51V**	**52Cr**
		ppb	ppb	ppb
x		75.018%	68.810	87.750
%RSD		0.886	0.653	0.779
Run	**Time**	**53Cl O**	**55Mn**	**56Fe**
		ppb	ppb	ppb
x		4.262	TM 4880.000	TM 133700.000
%RSD		12.870	TM 0.427	TM 1.837
Run	**Time**	**59Co**	**60Ni**	**65Cu**
		ppb	ppb	ppb
x		41.760	124.500	79.120
%RSD		0.155	0.748	1.658
Run	**Time**	**66Zn**	**72Ge**	**75As**
		ppb	ppb	ppb
x		M 948.500	74.079%	64.740
%RSD		M 0.431	0.767	2.125
Run	**Time**	**77Ar Cl**	**78Se**	**95Mo**
		ppb	ppb	ppb
x		0.541	5.793	12.420
%RSD		10.660	7.706	0.979
Run	**Time**	**105Pd**	**107Ag**	**108Mo O**
		ppb	ppb	ppb
x		0.000	0.149	-41.550
%RSD		0.000	8.504	39.560
Run	**Time**	**111Cd**	**115In**	**121Sb**
		ppb	ppb	ppb
x		1.456	80.379%	0.651
%RSD		2.850	1.161	7.223
Run	**Time**	**137Ba**	**159Tb**	**165Ho**
		ppb	ppb	ppb
x		M 547.200	0.000	0.000
%RSD		M 0.197	0.000	0.000
Run	**Time**	**205Tl**	**208Pb**	**209Bi**
		ppb	ppb	ppb
x		0.838	192.300	88.873%
%RSD		0.139	0.558	1.098

LV2D6 2/26/2010 16:32:02 QC Status: PASS (Initial: PASS)

User Pre-dilution: 1.000

Run	Time	6Li	9Be	23Na
		ppb	ppb	ppb
x		107.197%	3.328	T 319.500
%RSD		0.919	4.251	T 1.625
Run	**Time**	**25Mg**	**27Al**	**35Cl**
		ppb	ppb	ppb
x		12850.000	M 77530.000	T 0.000
%RSD		1.896	M 0.920	T 0.000
Run	**Time**	**39K**	**43Ca**	**45Sc**
		ppb	ppb	ppb
x		T 3917.000	16680.000	T 110.004%
%RSD		T 2.389	0.978	T 1.675
Run	**Time**	**45Sc**	**51V**	**52Cr**
		ppb	ppb	ppb
x		95.381%	171.300	109.700
%RSD		2.154	1.502	1.119
Run	**Time**	**53Cl O**	**55Mn**	**56Fe**
		ppb	ppb	ppb
x		7.847	TM 4559.000	TM 192300.000
%RSD		14.050	TM 0.246	TM 1.000
Run	**Time**	**59Co**	**60Ni**	**65Cu**
		ppb	ppb	ppb
x		62.390	96.000	71.960
%RSD		1.871	1.934	1.654
Run	**Time**	**66Zn**	**72Ge**	**75As**
		ppb	ppb	ppb
x		M 284.700	97.070%	78.440
%RSD		M 0.691	1.532	1.030
Run	**Time**	**77Ar Cl**	**78Se**	**95Mo**
		ppb	ppb	ppb
x		0.400	5.015	8.337
%RSD		5.439	8.613	0.241
Run	**Time**	**105Pd**	**107Ag**	**108Mo O**
		ppb	ppb	ppb
x		0.000	0.261	-22.040
%RSD		0.000	6.149	21.600
Run	**Time**	**111Cd**	**115In**	**121Sb**
		ppb	ppb	ppb
x		0.781	96.201%	0.681
%RSD		6.077	1.443	5.515
Run	**Time**	**137Ba**	**159Tb**	**165Ho**
		ppb	ppb	ppb
x		M 543.400	0.000	0.000
%RSD		M 0.552	0.000	0.000
Run	**Time**	**205Tl**	**208Pb**	**209Bi**
		ppb	ppb	ppb
x		1.217	105.000	100.463%
%RSD		0.807	0.472	0.868

LV2D7 2/26/2010 16:36:35 QC Status: PASS (Initial: PASS)

User Pre-dilution: 1.000

Run	Time	6Li	9Be	23Na
		ppb	ppb	ppb
x		110.650%	2.376	262.600
%RSD		1.912	2.575	1.885
Run	**Time**	**25Mg**	**27Al**	**35Cl**
		ppb	ppb	ppb
x		9643.000	M 44580.000	T 0.000
%RSD		2.284	M 1.718	T 0.000
Run	**Time**	**39K**	**43Ca**	**45Sc**
		ppb	ppb	ppb
x		T 4352.000	2297.000	T 112.422%
%RSD		T 4.186	0.904	T 0.672
Run	**Time**	**45Sc**	**51V**	**52Cr**
		ppb	ppb	ppb
x		98.006%	75.610	93.580
%RSD		2.014	2.723	1.599
Run	**Time**	**53Cl O**	**55Mn**	**56Fe**
		ppb	ppb	ppb
x		7.389	T 608.900	TM 111200.000
%RSD		12.820	T 0.244	TM 1.365
Run	**Time**	**59Co**	**60Ni**	**65Cu**
		ppb	ppb	ppb
x		35.300	94.880	73.050
%RSD		0.184	1.199	0.693
Run	**Time**	**66Zn**	**72Ge**	**75As**
		ppb	ppb	ppb
x		178.600	97.785%	60.440
%RSD		0.357	1.319	0.937
Run	**Time**	**77Ar Cl**	**78Se**	**95Mo**
		ppb	ppb	ppb
x		0.426	4.429	10.660
%RSD		10.850	9.589	1.878
Run	**Time**	**105Pd**	**107Ag**	**108Mo O**
		ppb	ppb	ppb
x		0.000	0.090	-26.140
%RSD		0.000	9.662	70.790
Run	**Time**	**111Cd**	**115In**	**121Sb**
		ppb	ppb	ppb
x		0.186	97.559%	0.271
%RSD		5.839	1.166	18.990
Run	**Time**	**137Ba**	**159Tb**	**165Ho**
		ppb	ppb	ppb
x		M 264.600	0.000	0.000
%RSD		M 0.795	0.000	0.000
Run	**Time**	**205Tl**	**208Pb**	**209Bi**
		ppb	ppb	ppb
x		0.723	62.360	101.168%
%RSD		1.368	1.181	0.246

LV2D8 2/26/2010 16:41:15 QC Status: PASS (Initial: PASS)

User Pre-dilution: 1.000

Run	Time	6Li	9Be	23Na
		ppb	ppb	ppb
x		107.073%	3.798	T 326.000
%RSD		0.797	1.635	T 1.639
Run	**Time**	**25Mg**	**27Al**	**35Cl**
		ppb	ppb	ppb
x		11360.000	M 74400.000	T 0.000
%RSD		1.530	M 2.112	T 0.000
Run	**Time**	**39K**	**43Ca**	**45Sc**
		ppb	ppb	ppb
x		T 3493.000	20790.000	T 108.149%
%RSD		T 3.659	0.473	T 0.341
Run	**Time**	**45Sc**	**51V**	**52Cr**
		ppb	ppb	ppb
x		95.556%	166.700	105.300
%RSD		2.286	2.099	1.366
Run	**Time**	**53Cl O**	**55Mn**	**56Fe**
		ppb	ppb	ppb
x		7.814	TM 7646.000	TM 157500.000
%RSD		16.560	TM 1.207	TM 1.724
Run	**Time**	**59Co**	**60Ni**	**65Cu**
		ppb	ppb	ppb
x		87.820	87.750	65.470
%RSD		0.832	0.531	2.183
Run	**Time**	**66Zn**	**72Ge**	**75As**
		ppb	ppb	ppb
x		M 352.700	95.729%	68.020
%RSD		M 0.861	0.920	0.865
Run	**Time**	**77Ar Cl**	**78Se**	**95Mo**
		ppb	ppb	ppb
x		0.509	5.349	8.863
%RSD		19.750	12.230	2.159
Run	**Time**	**105Pd**	**107Ag**	**108Mo O**
		ppb	ppb	ppb
x		0.000	0.333	-11.670
%RSD		0.000	4.102	48.870
Run	**Time**	**111Cd**	**115In**	**121Sb**
		ppb	ppb	ppb
x		1.275	95.985%	0.745
%RSD		0.758	0.761	7.061
Run	**Time**	**137Ba**	**159Tb**	**165Ho**
		ppb	ppb	ppb
x		M 614.200	0.000	0.000
%RSD		M 2.239	0.000	0.000
Run	**Time**	**205Tl**	**208Pb**	**209Bi**
		ppb	ppb	ppb
x		1.312	133.600	99.879%
%RSD		1.630	0.498	0.876

LV2D9 2/26/2010 16:45:51 QC Status: PASS (Initial: PASS)

User Pre-dilution: 1.000

Run	Time	6Li	9Be	23Na
		ppb	ppb	ppb
x		103.026%	7.984	T 327.600
%RSD		0.742	0.850	T 0.805
Run	**Time**	**25Mg**	**27Al**	**35Cl**
		ppb	ppb	ppb
x		19590.000	M 62610.000	T 0.000
%RSD		0.735	M 0.963	T 0.000
Run	**Time**	**39K**	**43Ca**	**45Sc**
		ppb	ppb	ppb
x		T 7628.000	5764.000	T 114.254%
%RSD		T 3.440	0.514	T 0.160
Run	**Time**	**45Sc**	**51V**	**52Cr**
		ppb	ppb	ppb
x		98.969%	116.500	151.900
%RSD		0.783	1.647	0.912
Run	**Time**	**53Cl O**	**55Mn**	**56Fe**
		ppb	ppb	ppb
x		9.737	TM 10370.000	TM 256200.000
%RSD		25.190	TM 0.243	TM 0.916
Run	**Time**	**59Co**	**60Ni**	**65Cu**
		ppb	ppb	ppb
x		M 200.600	M 294.600	160.200
%RSD		M 0.345	M 0.152	1.711
Run	**Time**	**66Zn**	**72Ge**	**75As**
		ppb	ppb	ppb
x		M 611.700	95.432%	101.000
%RSD		M 0.750	1.466	0.895
Run	**Time**	**77Ar Cl**	**78Se**	**95Mo**
		ppb	ppb	ppb
x		0.920	10.690	7.979
%RSD		18.930	0.863	2.887
Run	**Time**	**105Pd**	**107Ag**	**108Mo O**
		ppb	ppb	ppb
x		0.000	0.196	-77.560
%RSD		0.000	3.510	26.900
Run	**Time**	**111Cd**	**115In**	**121Sb**
		ppb	ppb	ppb
x		0.880	94.376%	0.444
%RSD		4.388	1.040	11.190
Run	**Time**	**137Ba**	**159Tb**	**165Ho**
		ppb	ppb	ppb
x		M 691.700	0.000	0.000
%RSD		M 0.886	0.000	0.000
Run	**Time**	**205Tl**	**208Pb**	**209Bi**
		ppb	ppb	ppb
x		1.435	106.500	98.647%
%RSD		1.823	0.393	1.264

LV2EC 2/26/2010 16:50:31 QC Status: PASS (Initial: PASS)

User Pre -dilution: 1.000

Run	Time	6Li	9Be	23Na
		ppb	ppb	ppb
x		99.096%	8.233	T 376.300
%RSD		1.890	0.881	T 1.309
Run	**Time**	**25Mg**	**27Al**	**35Cl**
		ppb	ppb	ppb
x		20580.000	M 54480.000	T 0.000
%RSD		1.767	M 1.684	T 0.000
Run	**Time**	**39K**	**43Ca**	**45Sc**
		ppb	ppb	ppb
x		T 7527.000	4597.000	T 112.752%
%RSD		T 3.913	0.580	T 0.302
Run	**Time**	**45Sc**	**51V**	**52Cr**
		ppb	ppb	ppb
x		96.862%	115.500	162.500
%RSD		1.844	1.212	0.837
Run	**Time**	**53Cl O**	**55Mn**	**56Fe**
		ppb	ppb	ppb
x		11.000	TM 9566.000	TM 283800.000
%RSD		3.534	TM 0.517	TM 1.233
Run	**Time**	**59Co**	**60Ni**	**65Cu**
		ppb	ppb	ppb
x		141.100	M 342.300	145.500
%RSD		0.221	M 0.564	1.527
Run	**Time**	**66Zn**	**72Ge**	**75As**
		ppb	ppb	ppb
x		M 459.600	94.234%	M 197.200
%RSD		M 0.921	1.325	M 1.497
Run	**Time**	**77Ar Cl**	**78Se**	**95Mo**
		ppb	ppb	ppb
x		0.836	8.860	8.570
%RSD		17.360	4.638	2.195
Run	**Time**	**105Pd**	**107Ag**	**108Mo O**
		ppb	ppb	ppb
x		0.000	0.172	-65.800
%RSD		0.000	12.600	44.420
Run	**Time**	**111Cd**	**115In**	**121Sb**
		ppb	ppb	ppb
x		0.826	93.633%	0.966
%RSD		18.440	1.530	5.083
Run	**Time**	**137Ba**	**159Tb**	**165Ho**
		ppb	ppb	ppb
x		M 755.800	0.000	0.000
%RSD		M 0.332	0.000	0.000
Run	**Time**	**205Tl**	**208Pb**	**209Bi**
		ppb	ppb	ppb
x		1.336	106.600	98.042%
%RSD		0.796	0.746	0.843

LV2EF 2/26/2010 16:55:08 QC Status: PASS (Initial: PASS)

User Pre -dilution: 1.000

Run	Time	6Li	9Be	23Na
		ppb	ppb	ppb
x		113.512%	3.989	256.600
%RSD		1.387	1.829	0.317
Run	**Time**	**25Mg**	**27Al**	**35Cl**
		ppb	ppb	ppb
x		13390.000	M 89840.000	T 0.000
%RSD		1.292	M 0.926	T 0.000
Run	**Time**	**39K**	**43Ca**	**45Sc**
		ppb	ppb	ppb
x		T 4233.000	5817.000	T 114.535%
%RSD		T 3.214	0.748	T 1.000
Run	**Time**	**45Sc**	**51V**	**52Cr**
		ppb	ppb	ppb
x		100.607%	M 206.600	108.300
%RSD		1.027	M 1.258	1.111
Run	**Time**	**53Cl O**	**55Mn**	**56Fe**
		ppb	ppb	ppb
x		7.633	TM 1209.000	TM 179600.000
%RSD		1.137	TM 0.864	TM 0.675
Run	**Time**	**59Co**	**60Ni**	**65Cu**
		ppb	ppb	ppb
x		57.160	95.890	71.340
%RSD		0.917	1.175	0.796
Run	**Time**	**66Zn**	**72Ge**	**75As**
		ppb	ppb	ppb
x		M 304.200	100.151%	81.020
%RSD		M 0.299	1.976	1.188
Run	**Time**	**77Ar Cl**	**78Se**	**95Mo**
		ppb	ppb	ppb
x		0.431	6.004	12.070
%RSD		6.626	5.149	1.400
Run	**Time**	**105Pd**	**107Ag**	**108Mo O**
		ppb	ppb	ppb
x		0.000	0.251	-29.260
%RSD		0.000	7.397	37.370
Run	**Time**	**111Cd**	**115In**	**121Sb**
		ppb	ppb	ppb
x		0.333	99.065%	0.540
%RSD		14.420	0.802	7.686
Run	**Time**	**137Ba**	**159Tb**	**165Ho**
		ppb	ppb	ppb
x		M 426.900	0.000	0.000
%RSD		M 0.857	0.000	0.000
Run	**Time**	**205Tl**	**208Pb**	**209Bi**
		ppb	ppb	ppb
x		1.216	110.900	100.775%
%RSD		1.644	0.660	1.273

LV2EH 2/26/2010 16:59:47 QC Status: PASS (Initial: PASS)

User Pre -dilution: 1.000

Run	Time	6Li	9Be	23Na
		ppb	ppb	ppb
x		115.173%	4.244	T 442.000
%RSD		0.285	3.186	T 0.956
Run	**Time**	**25Mg**	**27Al**	**35Cl**
		ppb	ppb	ppb
x		20290.000	M 90400.000	T 0.000
%RSD		0.610	M 0.563	T 0.000
Run	**Time**	**39K**	**43Ca**	**45Sc**
		ppb	ppb	ppb
x		T 6328.000	3554.000	T 119.659%
%RSD		T 4.602	0.238	T 0.276
Run	**Time**	**45Sc**	**51V**	**52Cr**
		ppb	ppb	ppb
x		102.628%	166.400	119.400
%RSD		1.137	0.693	0.261
Run	**Time**	**53Cl O**	**55Mn**	**56Fe**
		ppb	ppb	ppb
x		9.476	TM 1278.000	TM 201500.000
%RSD		8.439	TM 0.951	TM 1.571
Run	**Time**	**59Co**	**60Ni**	**65Cu**
		ppb	ppb	ppb
x		57.630	147.000	145.000
%RSD		1.122	1.072	0.158
Run	**Time**	**66Zn**	**72Ge**	**75As**
		ppb	ppb	ppb
x		M 451.500	100.306%	112.100
%RSD		M 1.320	1.517	0.644
Run	**Time**	**77Ar Cl**	**78Se**	**95Mo**
		ppb	ppb	ppb
x		0.565	6.117	10.920
%RSD		3.315	4.123	2.063
Run	**Time**	**105Pd**	**107Ag**	**108Mo O**
		ppb	ppb	ppb
x		0.000	0.222	-31.830
%RSD		0.000	5.678	9.459
Run	**Time**	**111Cd**	**115In**	**121Sb**
		ppb	ppb	ppb
x		0.302	98.257%	0.771
%RSD		18.040	1.338	4.707
Run	**Time**	**137Ba**	**159Tb**	**165Ho**
		ppb	ppb	ppb
x		M 446.100	0.000	0.000
%RSD		M 0.720	0.000	0.000
Run	**Time**	**205Tl**	**208Pb**	**209Bi**
		ppb	ppb	ppb
x		1.199	95.930	100.236%
%RSD		0.863	0.784	0.689

CCV 6 2/26/2010 17:04:29 QC Status: FAIL (Initial: FAIL)

User Pre-dilution: 1.000

Run	Time	6Li	9Be	23Na
		ppb	ppb	ppb
x		88.592%	101.510%	T 111.105%
%RSD		0.797	2.002	T 3.464
Run	**Time**	**25Mg**	**27Al**	**35Cl**
		ppb	ppb	ppb
x		104.410%	112.181%	0.000
%RSD		0.961	4.071	0.000
Run	**Time**	**39K**	**43Ca**	**45Sc**
		ppb	ppb	ppb
x		T 100.347%	100.745%	T 87.938%
%RSD		T 3.174	1.091	T 0.325
Run	**Time**	**45Sc**	**51V**	**52Cr**
		ppb	ppb	ppb
x		77.301%	101.366%	102.038%
%RSD		2.565	2.613	1.299
Run	**Time**	**53Cl O**	**55Mn**	**56Fe**
		ppb	ppb	ppb
x		5.079	T 102.100%	T 103.277%
%RSD		23.170	T 0.436	T 1.344
Run	**Time**	**59Co**	**60Ni**	**65Cu**
		ppb	ppb	ppb
x		100.437%	102.696%	102.048%
%RSD		0.730	2.680	1.624
Run	**Time**	**66Zn**	**72Ge**	**75As**
		ppb	ppb	ppb
x		104.164%	78.257%	98.500%
%RSD		1.277	2.004	0.362
Run	**Time**	**77Ar Cl**	**78Se**	**95Mo**
		ppb	ppb	ppb
x		-0.355	97.012%	102.570%
%RSD		23.090	3.156	0.739
Run	**Time**	**105Pd**	**107Ag**	**108Mo O**
		ppb	ppb	ppb
x		0.000	103.295%	117.700
%RSD		0.000	0.423	17.980
Run	**Time**	**111Cd**	**115In**	**121Sb**
		ppb	ppb	ppb
x		102.881%	82.449%	99.977%
%RSD		2.339	1.231	1.807
Run	**Time**	**137Ba**	**159Tb**	**165Ho**
		ppb	ppb	ppb
x		96.531%	0.000	0.000
%RSD		1.123	0.000	0.000
Run	**Time**	**205Tl**	**208Pb**	**209Bi**
		ppb	ppb	ppb
x		100.851%	97.952%	88.897%
%RSD		0.369	1.284	1.013

CCB 6 2/26/2010 17:10:01 QC Status: FAIL (Initial: FAIL)

User Pre-dilution: 1.000

Run	Time	6Li	9Be	23Na
		ppb	ppb	ppb
x		92.130%	0.045	46.530
%RSD		1.646	15.680	1.048
Run	**Time**	**25Mg**	**27Al**	**35Cl**
		ppb	ppb	ppb
x		34.050	4.788	0.000
%RSD		13.310	82.510	0.000
Run	**Time**	**39K**	**43Ca**	**45Sc**
		ppb	ppb	ppb
x		34.220	45.690	T 86.409%
%RSD		3.601	6.136	T 0.629
Run	**Time**	**45Sc**	**51V**	**52Cr**
		ppb	ppb	ppb
x		79.963%	-0.300	0.081
%RSD		0.775	105.200	45.240
Run	**Time**	**53Cl O**	**55Mn**	**56Fe**
		ppb	ppb	ppb
x		0.272	0.470	32.900
%RSD		147.300	0.497	27.940
Run	**Time**	**59Co**	**60Ni**	**65Cu**
		ppb	ppb	ppb
x		0.079	0.102	0.119
%RSD		19.080	67.590	53.670
Run	**Time**	**66Zn**	**72Ge**	**75As**
		ppb	ppb	ppb
x		0.554	83.193%	-0.150
%RSD		5.839	1.411	41.920
Run	**Time**	**77Ar Cl**	**78Se**	**95Mo**
		ppb	ppb	ppb
x		0.001	0.031	0.148
%RSD		3012.000	243.500	33.970
Run	**Time**	**105Pd**	**107Ag**	**108Mo O**
		ppb	ppb	ppb
x		0.000	0.081	-0.824
%RSD		0.000	11.700	86.600
Run	**Time**	**111Cd**	**115In**	**121Sb**
		ppb	ppb	ppb
x		0.079	85.475%	-0.207
%RSD		35.110	1.417	14.770
Run	**Time**	**137Ba**	**159Tb**	**165Ho**
		ppb	ppb	ppb
x		0.104	0.000	0.000
%RSD		40.340	0.000	0.000
Run	**Time**	**205Tl**	**208Pb**	**209Bi**
		ppb	ppb	ppb
x		0.292	0.082	99.810%
%RSD		7.054	15.000	1.525

LV2EJ 2/26/2010 17:14:36 QC Status: PASS (Initial: PASS)

User Pre-dilution: 1.000

Run	Time	6Li	9Be	23Na
		ppb	ppb	ppb
x		102.641%	2.767	T 324.200
%RSD		1.024	4.428	T 0.829
Run	**Time**	**25Mg**	**27Al**	**35Cl**
		ppb	ppb	ppb
x		16710.000	M 99910.000	T 0.000
%RSD		0.474	M 1.329	T 0.000
Run	**Time**	**39K**	**43Ca**	**45Sc**
		ppb	ppb	ppb
x		T 4340.000	6106.000	T 107.741%
%RSD		T 2.476	1.501	T 0.674
Run	**Time**	**45Sc**	**51V**	**52Cr**
		ppb	ppb	ppb
x		98.990%	M 200.100	121.100
%RSD		2.377	M 0.966	1.006
Run	**Time**	**53Cl O**	**55Mn**	**56Fe**
		ppb	ppb	ppb
x		8.493	T 596.800	TM 156400.000
%RSD		15.240	T 1.494	TM 0.566
Run	**Time**	**59Co**	**60Ni**	**65Cu**
		ppb	ppb	ppb
x		34.320	93.110	93.220
%RSD		0.842	1.888	2.564
Run	**Time**	**66Zn**	**72Ge**	**75As**
		ppb	ppb	ppb
x		M 411.100	97.080%	51.330
%RSD		M 0.608	1.892	0.864
Run	**Time**	**77Ar Cl**	**78Se**	**95Mo**
		ppb	ppb	ppb
x		0.515	5.439	3.171
%RSD		12.940	1.796	4.490
Run	**Time**	**105Pd**	**107Ag**	**108Mo O**
		ppb	ppb	ppb
x		0.000	0.209	-28.180
%RSD		0.000	5.214	27.190
Run	**Time**	**111Cd**	**115In**	**121Sb**
		ppb	ppb	ppb
x		0.444	96.541%	0.313
%RSD		5.116	0.693	4.118
Run	**Time**	**137Ba**	**159Tb**	**165Ho**
		ppb	ppb	ppb
x		M 469.500	0.000	0.000
%RSD		M 0.352	0.000	0.000
Run	**Time**	**205Tl**	**208Pb**	**209Bi**
		ppb	ppb	ppb
x		1.435	84.290	101.240%
%RSD		1.021	0.888	0.721

LV2FA 2/26/2010 17:19:25 QC Status: PASS (Initial: PASS)

User Pre -dilution: 1.000

Run	Time	6Li	9Be	23Na
		ppb	ppb	ppb
x		102.606%	3.836	T 412.700
%RSD		1.394	1.728	T 1.749
Run	**Time**	**25Mg**	**27Al**	**35Cl**
		ppb	ppb	ppb
x		15570.000	M 74220.000	0.000
%RSD		1.528	M 0.257	0.000
Run	**Time**	**39K**	**43Ca**	**45Sc**
		ppb	ppb	ppb
x		T 5179.000	4767.000	T 109.842%
%RSD		T 2.882	1.075	T 1.328
Run	**Time**	**45Sc**	**51V**	**52Cr**
		ppb	ppb	ppb
x		96.391%	122.600	95.800
%RSD		1.400	0.867	0.098
Run	**Time**	**53Cl O**	**55Mn**	**56Fe**
		ppb	ppb	ppb
x		5.828	TM 1591.000	TM 127000.000
%RSD		17.200	TM 1.086	TM 0.459
Run	**Time**	**59Co**	**60Ni**	**65Cu**
		ppb	ppb	ppb
x		53.400	108.500	91.830
%RSD		0.879	0.678	1.454
Run	**Time**	**66Zn**	**72Ge**	**75As**
		ppb	ppb	ppb
x		M 399.800	97.682%	44.080
%RSD		M 1.014	2.198	1.337
Run	**Time**	**77Ar Cl**	**78Se**	**95Mo**
		ppb	ppb	ppb
x		0.556	6.078	6.111
%RSD		19.050	3.817	1.111
Run	**Time**	**105Pd**	**107Ag**	**108Mo O**
		ppb	ppb	ppb
x		0.000	0.408	-12.250
%RSD		0.000	7.948	104.500
Run	**Time**	**111Cd**	**115In**	**121Sb**
		ppb	ppb	ppb
x		1.691	97.181%	0.339
%RSD		6.832	1.138	7.598
Run	**Time**	**137Ba**	**159Tb**	**165Ho**
		ppb	ppb	ppb
x		M 378.500	0.000	0.000
%RSD		M 1.136	0.000	0.000
Run	**Time**	**205Tl**	**208Pb**	**209Bi**
		ppb	ppb	ppb
x		1.134	93.180	102.704%
%RSD		1.668	0.627	0.516

LV2FD 2/26/2010 17:23:59 QC Status: PASS (Initial: PASS)

User Pre-dilution: 1.000

Run	Time	6Li	9Be	23Na
		ppb	ppb	ppb
x		116.894%	3.443	T 449.900
%RSD		1.480	1.490	T 2.702
Run	**Time**	**25Mg**	**27Al**	**35Cl**
		ppb	ppb	ppb
x		14020.000	M 69960.000	T 0.000
%RSD		0.538	M 0.570	T 0.000
Run	**Time**	**39K**	**43Ca**	**45Sc**
		ppb	ppb	ppb
x		T 3772.000	4641.000	T 117.045%
%RSD		T 4.055	1.267	T 0.546
Run	**Time**	**45Sc**	**51V**	**52Cr**
		ppb	ppb	ppb
x		100.932%	123.900	84.850
%RSD		1.443	0.976	0.477
Run	**Time**	**53Cl O**	**55Mn**	**56Fe**
		ppb	ppb	ppb
x		7.270	TM 1606.000	TM 121500.000
%RSD		12.100	TM 0.733	TM 1.220
Run	**Time**	**59Co**	**60Ni**	**65Cu**
		ppb	ppb	ppb
x		59.070	96.640	68.780
%RSD		0.948	2.354	1.356
Run	**Time**	**66Zn**	**72Ge**	**75As**
		ppb	ppb	ppb
x		M 325.300	101.827%	40.170
%RSD		M 1.460	2.494	2.378
Run	**Time**	**77Ar Cl**	**78Se**	**95Mo**
		ppb	ppb	ppb
x		0.591	5.120	6.008
%RSD		9.636	11.160	3.213
Run	**Time**	**105Pd**	**107Ag**	**108Mo O**
		ppb	ppb	ppb
x		0.000	0.291	-19.300
%RSD		0.000	6.272	28.480
Run	**Time**	**111Cd**	**115In**	**121Sb**
		ppb	ppb	ppb
x		1.344	100.504%	0.088
%RSD		10.720	1.086	8.885
Run	**Time**	**137Ba**	**159Tb**	**165Ho**
		ppb	ppb	ppb
x		M 434.800	0.000	0.000
%RSD		M 1.007	0.000	0.000
Run	**Time**	**205Tl**	**208Pb**	**209Bi**
		ppb	ppb	ppb
x		1.191	85.420	102.501%
%RSD		2.083	0.580	0.491

LV2FG 2/26/2010 17:28:38 QC Status: PASS (Initial: PASS)

User Pre-dilution: 1.000

Run	Time	6Li	9Be	23Na
		ppb	ppb	ppb
x		114.771%	3.144	T 392.900
%RSD		0.981	0.899	T 1.579
Run	**Time**	**25Mg**	**27Al**	**35Cl**
		ppb	ppb	ppb
x		22610.000	M 93890.000	T 0.000
%RSD		1.398	M 0.751	T 0.000
Run	**Time**	**39K**	**43Ca**	**45Sc**
		ppb	ppb	ppb
x		T 6053.000	2152.000	T 115.025%
%RSD		T 2.331	0.227	T 1.014
Run	**Time**	**45Sc**	**51V**	**52Cr**
		ppb	ppb	ppb
x		98.724%	165.600	132.300
%RSD		1.271	0.298	0.327
Run	**Time**	**53Cl O**	**55Mn**	**56Fe**
		ppb	ppb	ppb
x		10.080	TM 1539.000	TM 198000.000
%RSD		7.852	TM 0.751	TM 0.876
Run	**Time**	**59Co**	**60Ni**	**65Cu**
		ppb	ppb	ppb
x		58.830	139.100	111.100
%RSD		0.764	0.294	0.015
Run	**Time**	**66Zn**	**72Ge**	**75As**
		ppb	ppb	ppb
x		M 378.400	97.454%	86.030
%RSD		M 0.784	1.845	0.450
Run	**Time**	**77Ar Cl**	**78Se**	**95Mo**
		ppb	ppb	ppb
x		0.429	4.890	9.932
%RSD		17.080	6.071	2.649
Run	**Time**	**105Pd**	**107Ag**	**108Mo O**
		ppb	ppb	ppb
x		0.000	0.262	-16.100
%RSD		0.000	3.374	24.060
Run	**Time**	**111Cd**	**115In**	**121Sb**
		ppb	ppb	ppb
x		0.450	96.324%	0.349
%RSD		10.740	1.139	1.736
Run	**Time**	**137Ba**	**159Tb**	**165Ho**
		ppb	ppb	ppb
x		M 334.000	0.000	0.000
%RSD		M 0.655	0.000	0.000
Run	**Time**	**205Tl**	**208Pb**	**209Bi**
		ppb	ppb	ppb
x		1.362	92.820	99.592%
%RSD		0.983	0.745	1.218

LV2FH 2/26/2010 17:33:17 QC Status: PASS (Initial: PASS)

User Pre-dilution: 1.000

Run	Time	6Li	9Be	23Na
		ppb	ppb	ppb
x		105.213%	4.624	T 388.600
%RSD		1.851	2.201	T 0.982
Run	**Time**	**25Mg**	**27Al**	**35Cl**
		ppb	ppb	ppb
x		15780.000	M 65130.000	0.000
%RSD		2.331	M 1.842	0.000
Run	**Time**	**39K**	**43Ca**	**45Sc**
		ppb	ppb	ppb
x		T 4873.000	11940.000	T 113.747%
%RSD		T 3.905	1.360	T 0.871
Run	**Time**	**45Sc**	**51V**	**52Cr**
		ppb	ppb	ppb
x		98.615%	112.000	92.850
%RSD		0.294	0.483	0.608
Run	**Time**	**53Cl O**	**55Mn**	**56Fe**
		ppb	ppb	ppb
x		4.976	TM 1483.000	TM 148800.000
%RSD		28.180	TM 0.562	TM 0.852
Run	**Time**	**59Co**	**60Ni**	**65Cu**
		ppb	ppb	ppb
x		86.720	139.800	158.600
%RSD		0.667	0.710	1.469
Run	**Time**	**66Zn**	**72Ge**	**75As**
		ppb	ppb	ppb
x		M 434.200	98.350%	87.710
%RSD		M 1.499	2.134	0.968
Run	**Time**	**77Ar Cl**	**78Se**	**95Mo**
		ppb	ppb	ppb
x		0.667	7.085	7.676
%RSD		2.245	11.750	1.220
Run	**Time**	**105Pd**	**107Ag**	**108Mo O**
		ppb	ppb	ppb
x		0.000	0.168	-40.510
%RSD		0.000	6.583	26.170
Run	**Time**	**111Cd**	**115In**	**121Sb**
		ppb	ppb	ppb
x		0.810	97.267%	0.343
%RSD		7.746	1.317	9.187
Run	**Time**	**137Ba**	**159Tb**	**165Ho**
		ppb	ppb	ppb
x		M 308.300	0.000	0.000
%RSD		M 0.513	0.000	0.000
Run	**Time**	**205Tl**	**208Pb**	**209Bi**
		ppb	ppb	ppb
x		0.906	93.940	102.645%
%RSD		3.065	0.382	1.167

LV2FK 2/26/2010 17:37:49 QC Status: PASS (Initial: PASS)

User Pre -dilution: 1.000

Run	Time	6Li	9Be	23Na
		ppb	ppb	ppb
x		111.300%	2.772	T 354.800
%RSD		0.725	1.169	T 0.055
Run	**Time**	**25Mg**	**27Al**	**35Cl**
		ppb	ppb	ppb
x		13480.000	M 78910.000	0.000
%RSD		0.911	M 0.245	0.000
Run	**Time**	**39K**	**43Ca**	**45Sc**
		ppb	ppb	ppb
x		T 5003.000	2165.000	T 113.894%
%RSD		T 0.710	0.836	T 0.690
Run	**Time**	**45Sc**	**51V**	**52Cr**
		ppb	ppb	ppb
x		98.553%	131.300	91.310
%RSD		1.070	1.064	1.023
Run	**Time**	**53Cl O**	**55Mn**	**56Fe**
		ppb	ppb	ppb
x		6.066	TM 4229.000	TM 124800.000
%RSD		13.190	TM 0.658	TM 1.521
Run	**Time**	**59Co**	**60Ni**	**65Cu**
		ppb	ppb	ppb
x		60.630	80.520	40.310
%RSD		0.319	0.422	1.412
Run	**Time**	**66Zn**	**72Ge**	**75As**
		ppb	ppb	ppb
x		M 386.200	100.225%	46.190
%RSD		M 0.542	0.505	1.480
Run	**Time**	**77Ar Cl**	**78Se**	**95Mo**
		ppb	ppb	ppb
x		0.650	5.052	7.645
%RSD		8.179	4.623	2.354
Run	**Time**	**105Pd**	**107Ag**	**108Mo O**
		ppb	ppb	ppb
x		0.000	0.297	-10.190
%RSD		0.000	5.493	43.430
Run	**Time**	**111Cd**	**115In**	**121Sb**
		ppb	ppb	ppb
x		0.777	98.522%	0.304
%RSD		4.315	0.700	1.828
Run	**Time**	**137Ba**	**159Tb**	**165Ho**
		ppb	ppb	ppb
x		M 468.900	0.000	0.000
%RSD		M 0.478	0.000	0.000
Run	**Time**	**205Tl**	**208Pb**	**209Bi**
		ppb	ppb	ppb
x		1.472	103.200	102.381%
%RSD		0.594	1.050	0.925

LV2FM 2/26/2010 17:42:26 QC Status: PASS (Initial: PASS)

User Pre-dilution: 1.000

Run	Time	6Li	9Be	23Na
		ppb	ppb	ppb
x		106.760%	3.384	T 338.900
%RSD		0.905	1.274	T 0.896
Run	**Time**	**25Mg**	**27Al**	**35Cl**
		ppb	ppb	ppb
x		17780.000	M 89260.000	0.000
%RSD		0.997	M 0.387	0.000
Run	**Time**	**39K**	**43Ca**	**45Sc**
		ppb	ppb	ppb
x		T 8268.000	7363.000	T 112.721%
%RSD		T 4.027	1.457	T 0.466
Run	**Time**	**45Sc**	**51V**	**52Cr**
		ppb	ppb	ppb
x		97.156%	163.200	115.500
%RSD		1.383	0.906	0.682
Run	**Time**	**53Cl O**	**55Mn**	**56Fe**
		ppb	ppb	ppb
x		7.148	TM 3531.000	TM 179900.000
%RSD		11.470	TM 0.617	TM 1.182
Run	**Time**	**59Co**	**60Ni**	**65Cu**
		ppb	ppb	ppb
x		59.550	105.200	89.680
%RSD		0.594	1.913	0.799
Run	**Time**	**66Zn**	**72Ge**	**75As**
		ppb	ppb	ppb
x		M 436.200	97.935%	85.230
%RSD		M 1.518	1.672	1.106
Run	**Time**	**77Ar Cl**	**78Se**	**95Mo**
		ppb	ppb	ppb
x		0.526	5.884	10.410
%RSD		26.740	4.804	2.105
Run	**Time**	**105Pd**	**107Ag**	**108Mo O**
		ppb	ppb	ppb
x		0.000	0.300	-10.650
%RSD		0.000	5.324	61.130
Run	**Time**	**111Cd**	**115In**	**121Sb**
		ppb	ppb	ppb
x		1.347	97.172%	0.510
%RSD		5.206	1.284	11.630
Run	**Time**	**137Ba**	**159Tb**	**165Ho**
		ppb	ppb	ppb
x		M 357.100	0.000	0.000
%RSD		M 0.692	0.000	0.000
Run	**Time**	**205Tl**	**208Pb**	**209Bi**
		ppb	ppb	ppb
x		1.214	131.200	101.602%
%RSD		0.776	0.789	0.749

LV2FP 2/26/2010 17:47:07 QC Status: FAIL (Initial: FAIL)

User Pre-dilution: 1.000

Run	Time	6Li	9Be	23Na
		ppb	ppb	ppb
x		120.034%	2.730	T 338.400
%RSD		0.638	1.917	T 3.370
Run	**Time**	**25Mg**	**27Al**	**35Cl**
		ppb	ppb	ppb
x		14360.000	M 66890.000	T 0.000
%RSD		2.198	M 2.069	T 0.000
Run	**Time**	**39K**	**43Ca**	**45Sc**
		ppb	ppb	ppb
x		T 5723.000	5368.000	T 120.546%
%RSD		T 1.805	0.634	T 0.686
Run	**Time**	**45Sc**	**51V**	**52Cr**
		ppb	ppb	ppb
x		101.224%	134.200	91.130
%RSD		2.729	1.919	2.126
Run	**Time**	**53Cl O**	**55Mn**	**56Fe**
		ppb	ppb	ppb
x		6.882	TM 2375.000	TM 123000.000
%RSD		9.391	TM 0.398	TM 1.033
Run	**Time**	**59Co**	**60Ni**	**65Cu**
		ppb	ppb	ppb
x		47.330	90.390	69.570
%RSD		0.887	1.955	2.531
Run	**Time**	**66Zn**	**72Ge**	**75As**
		ppb	ppb	ppb
x		M 384.300	103.028%	51.880
%RSD		M 2.086	1.887	0.394
Run	**Time**	**77Ar Cl**	**78Se**	**95Mo**
		ppb	ppb	ppb
x		0.330	4.855	11.510
%RSD		9.872	3.497	1.235
Run	**Time**	**105Pd**	**107Ag**	**108Mo O**
		ppb	ppb	ppb
x		0.000	0.418	-15.660
%RSD		0.000	5.342	35.150
Run	**Time**	**111Cd**	**115In**	**121Sb**
		ppb	ppb	ppb
x		1.265	100.050%	0.279
%RSD		1.007	0.969	8.181
Run	**Time**	**137Ba**	**159Tb**	**165Ho**
		ppb	ppb	ppb
x		M 417.300	0.000	0.000
%RSD		M 0.958	0.000	0.000
Run	**Time**	**205Tl**	**208Pb**	**209Bi**
		ppb	ppb	ppb
x		1.143	TM 228.100	103.084%
%RSD		0.622	TM 1.007	0.357

LV2FQ 2/26/2010 17:51:45 QC Status: FAIL (Initial: FAIL)

User Pre-dilution: 1.000

Run	Time	6Li	9Be	23Na
		ppb	ppb	ppb
x		120.836%	2.225	T 315.400
%RSD		0.731	0.063	T 2.203
Run	**Time**	**25Mg**	**27Al**	**35Cl**
		ppb	ppb	ppb
x		14410.000	M 44050.000	T 0.000
%RSD		1.807	M 1.945	T 0.000
Run	**Time**	**39K**	**43Ca**	**45Sc**
		ppb	ppb	ppb
x		T 3750.000	9323.000	T 120.374%
%RSD		T 4.900	1.504	T 0.587
Run	**Time**	**45Sc**	**51V**	**52Cr**
		ppb	ppb	ppb
x		101.255%	75.730	83.280
%RSD		2.625	1.259	1.412
Run	**Time**	**53Cl O**	**55Mn**	**56Fe**
		ppb	ppb	ppb
x		6.841	TM 1668.000	TM 107600.000
%RSD		11.290	TM 0.490	TM 1.243
Run	**Time**	**59Co**	**60Ni**	**65Cu**
		ppb	ppb	ppb
x		46.200	103.400	90.020
%RSD		1.421	2.522	2.169
Run	**Time**	**66Zn**	**72Ge**	**75As**
		ppb	ppb	ppb
x		M 283.200	102.380%	48.090
%RSD		M 0.078	1.882	0.966
Run	**Time**	**77Ar Cl**	**78Se**	**95Mo**
		ppb	ppb	ppb
x		0.301	4.273	4.768
%RSD		21.670	2.501	2.118
Run	**Time**	**105Pd**	**107Ag**	**108Mo O**
		ppb	ppb	ppb
x		0.000	0.380	-19.860
%RSD		0.000	6.005	11.130
Run	**Time**	**111Cd**	**115In**	**121Sb**
		ppb	ppb	ppb
x		0.906	99.614%	1.035
%RSD		9.365	0.799	3.764
Run	**Time**	**137Ba**	**159Tb**	**165Ho**
		ppb	ppb	ppb
x		M 266.200	0.000	0.000
%RSD		M 0.555	0.000	0.000
Run	**Time**	**205Tl**	**208Pb**	**209Bi**
		ppb	ppb	ppb
x		0.602	64.870	102.240%
%RSD		2.136	0.935	0.323

LV2FQS/10 2/26/2010 17:56:18 QC Status: FAIL (Initial: FAIL)

User Pre-dilution: 1.000

Run	Time	6Li	9Be	23Na
		ppb	ppb	ppb
x		122.390%	10.410	T 1132.000
%RSD		1.536	2.014	T 2.091
Run	**Time**	**25Mg**	**27Al**	**35Cl**
		ppb	ppb	ppb
x		2705.000	M 6683.000	T 0.000
%RSD		0.317	M 1.506	T 0.000
Run	**Time**	**39K**	**43Ca**	**45Sc**
		ppb	ppb	ppb
x		T 1417.000	2240.000	T 119.683%
%RSD		T 1.867	0.706	T 0.146
Run	**Time**	**45Sc**	**51V**	**52Cr**
		ppb	ppb	ppb
x		103.592%	18.300	19.490
%RSD		1.692	2.161	1.229
Run	**Time**	**53Cl O**	**55Mn**	**56Fe**
		ppb	ppb	ppb
x		2.453	T 164.000	T 12590.000
%RSD		10.590	T 0.482	T 0.972
Run	**Time**	**59Co**	**60Ni**	**65Cu**
		ppb	ppb	ppb
x		14.480	21.880	20.930
%RSD		2.368	3.811	0.672
Run	**Time**	**66Zn**	**72Ge**	**75As**
		ppb	ppb	ppb
x		44.360	104.163%	14.630
%RSD		1.806	1.012	3.285
Run	**Time**	**77Ar Cl**	**78Se**	**95Mo**
		ppb	ppb	ppb
x		-0.007	9.802	9.312
%RSD		570.200	3.644	1.167
Run	**Time**	**105Pd**	**107Ag**	**108Mo O**
		ppb	ppb	ppb
x		0.000	10.460	18.860
%RSD		0.000	1.297	70.700
Run	**Time**	**111Cd**	**115In**	**121Sb**
		ppb	ppb	ppb
x		9.735	102.768%	3.198
%RSD		2.159	1.382	0.848
Run	**Time**	**137Ba**	**159Tb**	**165Ho**
		ppb	ppb	ppb
x		31.660	0.000	0.000
%RSD		0.494	0.000	0.000
Run	**Time**	**205Tl**	**208Pb**	**209Bi**
		ppb	ppb	ppb
x		9.088	14.950	107.216%
%RSD		0.592	0.373	0.950

CCV 7 2/26/2010 18:01:06 QC Status: FAIL (Initial: FAIL)

User Pre-dilution: 1.000

Run	Time	6Li	9Be	23Na
		ppb	ppb	ppb
x		85.978%	101.878%	T 112.509%
%RSD		1.807	2.484	T 1.509
Run	**Time**	**25Mg**	**27Al**	**35Cl**
		ppb	ppb	ppb
x		102.543%	103.405%	0.000
%RSD		1.073	0.904	0.000
Run	**Time**	**39K**	**43Ca**	**45Sc**
		ppb	ppb	ppb
x		T 97.937%	101.300%	T 85.575%
%RSD		T 3.582	1.302	T 0.580
Run	**Time**	**45Sc**	**51V**	**52Cr**
		ppb	ppb	ppb
x		75.303%	101.008%	101.095%
%RSD		1.006	0.795	0.268
Run	**Time**	**53Cl O**	**55Mn**	**56Fe**
		ppb	ppb	ppb
x		5.381	T 102.125%	T 102.122%
%RSD		5.114	T 0.928	T 0.853
Run	**Time**	**59Co**	**60Ni**	**65Cu**
		ppb	ppb	ppb
x		100.428%	100.787%	102.754%
%RSD		0.316	1.023	0.547
Run	**Time**	**66Zn**	**72Ge**	**75As**
		ppb	ppb	ppb
x		104.908%	74.720%	99.756%
%RSD		1.706	1.243	0.476
Run	**Time**	**77Ar Cl**	**78Se**	**95Mo**
		ppb	ppb	ppb
x		-0.324	97.510%	103.041%
%RSD		55.950	1.080	0.927
Run	**Time**	**105Pd**	**107Ag**	**108Mo O**
		ppb	ppb	ppb
x		0.000	104.179%	97.690
%RSD		0.000	0.256	43.870
Run	**Time**	**111Cd**	**115In**	**121Sb**
		ppb	ppb	ppb
x		103.044%	79.621%	100.854%
%RSD		1.226	1.234	1.930
Run	**Time**	**137Ba**	**159Tb**	**165Ho**
		ppb	ppb	ppb
x		98.690%	0.000	0.000
%RSD		1.015	0.000	0.000
Run	**Time**	**205Tl**	**208Pb**	**209Bi**
		ppb	ppb	ppb
x		100.821%	97.913%	87.530%
%RSD		0.592	0.980	0.980

CCB 7 2/26/2010 18:06:54 QC Status: FAIL (Initial: FAIL)

User Pre-dilution: 1.000

Run	Time	6Li	9Be	23Na
		ppb	ppb	ppb
x		90.124%	0.051	50.740
%RSD		0.894	21.130	1.163
Run	Time	25Mg	27Al	35Cl
		ppb	ppb	ppb
x		44.200	7.392	0.000
%RSD		23.140	7.628	0.000
Run	Time	39K	43Ca	45Sc
		ppb	ppb	ppb
x		36.020	48.270	T 84.575%
%RSD		12.290	6.508	T 0.833
Run	Time	45Sc	51V	52Cr
		ppb	ppb	ppb
x		76.642%	-0.161	0.137
%RSD		0.678	188.300	6.891
Run	Time	53Cl O	55Mn	56Fe
		ppb	ppb	ppb
x		0.266	0.542	31.740
%RSD		77.140	1.202	8.456
Run	Time	59Co	60Ni	65Cu
		ppb	ppb	ppb
x		0.094	0.116	0.077
%RSD		10.140	51.280	40.190
Run	Time	66Zn	72Ge	75As
		ppb	ppb	ppb
x		0.350	79.261%	-0.028
%RSD		68.310	1.698	258.400
Run	Time	77Ar Cl	78Se	95Mo
		ppb	ppb	ppb
x		-0.014	0.000	0.140
%RSD		254.200	29420.000	22.580
Run	Time	105Pd	107Ag	108Mo O
		ppb	ppb	ppb
x		0.000	0.088	0.453
%RSD		0.000	20.260	272.500
Run	Time	111Cd	115In	121Sb
		ppb	ppb	ppb
x		0.085	83.961%	-0.213
%RSD		30.670	0.568	2.447
Run	Time	137Ba	159Tb	165Ho
		ppb	ppb	ppb
x		0.092	0.000	0.000
%RSD		10.710	0.000	0.000
Run	Time	205Tl	208Pb	209Bi
		ppb	ppb	ppb
x		0.307	0.085	97.520%
%RSD		4.476	12.310	0.829

LV2FQD/10 2/26/2010 18:11:29 QC Status: PASS (Initial: PASS)

User Pre-dilution: 1.000

Run	Time	6Li	9Be	23Na
		ppb	ppb	ppb
x		84.162%	9.964	T 1070.000
%RSD		2.531	0.853	T 1.511
Run	**Time**	**25Mg**	**27Al**	**35Cl**
		ppb	ppb	ppb
x		2901.000	M 7370.000	0.000
%RSD		4.619	M 1.122	0.000
Run	**Time**	**39K**	**43Ca**	**45Sc**
		ppb	ppb	ppb
x		T 1613.000	2637.000	T 80.015%
%RSD		T 0.235	0.838	T 1.381
Run	**Time**	**45Sc**	**51V**	**52Cr**
		ppb	ppb	ppb
x		74.441%	19.940	19.420
%RSD		2.140	1.184	0.929
Run	**Time**	**53Cl O**	**55Mn**	**56Fe**
		ppb	ppb	ppb
x		1.031	T 209.300	T 15920.000
%RSD		28.570	T 0.692	T 0.650
Run	**Time**	**59Co**	**60Ni**	**65Cu**
		ppb	ppb	ppb
x		14.930	22.490	19.900
%RSD		2.057	1.144	1.396
Run	**Time**	**66Zn**	**72Ge**	**75As**
		ppb	ppb	ppb
x		47.170	77.797%	17.280
%RSD		0.985	2.806	2.746
Run	**Time**	**77Ar Cl**	**78Se**	**95Mo**
		ppb	ppb	ppb
x		0.028	8.507	9.249
%RSD		146.000	4.136	1.559
Run	**Time**	**105Pd**	**107Ag**	**108Mo O**
		ppb	ppb	ppb
x		0.000	10.120	16.170
%RSD		0.000	1.501	111.500
Run	**Time**	**111Cd**	**115In**	**121Sb**
		ppb	ppb	ppb
x		9.584	81.904%	2.975
%RSD		3.445	2.002	3.216
Run	**Time**	**137Ba**	**159Tb**	**165Ho**
		ppb	ppb	ppb
x		36.980	0.000	0.000
%RSD		1.189	0.000	0.000
Run	**Time**	**205Tl**	**208Pb**	**209Bi**
		ppb	ppb	ppb
x		9.200	17.430	96.037%
%RSD		0.637	0.509	1.741

LV21NB 2/26/2010 18:16:11 QC Status: PASS (Initial: PASS)

User Pre-dilution: 1.000

Run	Time	6Li	9Be	23Na
		ppb	ppb	ppb
x		85.405%	-0.030	86.140
%RSD		0.373	28.620	2.611
Run	**Time**	**25Mg**	**27Al**	**35Cl**
		ppb	ppb	ppb
x		29.850	6.851	0.000
%RSD		14.370	45.920	0.000
Run	**Time**	**39K**	**43Ca**	**45Sc**
		ppb	ppb	ppb
x		12.860	148.000	T 85.049%
%RSD		16.790	3.130	T 0.542
Run	**Time**	**45Sc**	**51V**	**52Cr**
		ppb	ppb	ppb
x		74.157%	0.127	0.736
%RSD		2.158	122.300	6.850
Run	**Time**	**53Cl O**	**55Mn**	**56Fe**
		ppb	ppb	ppb
x		-0.595	0.776	67.140
%RSD		18.100	0.743	2.463
Run	**Time**	**59Co**	**60Ni**	**65Cu**
		ppb	ppb	ppb
x		0.029	0.299	1.167
%RSD		33.230	12.830	5.677
Run	**Time**	**66Zn**	**72Ge**	**75As**
		ppb	ppb	ppb
x		7.569	77.678%	-0.158
%RSD		5.535	0.974	105.600
Run	**Time**	**77Ar Cl**	**78Se**	**95Mo**
		ppb	ppb	ppb
x		0.254	0.012	-0.003
%RSD		13.780	759.700	264.400
Run	**Time**	**105Pd**	**107Ag**	**108Mo O**
		ppb	ppb	ppb
x		0.000	0.006	0.949
%RSD		0.000	35.260	62.660
Run	**Time**	**111Cd**	**115In**	**121Sb**
		ppb	ppb	ppb
x		0.012	81.502%	-0.278
%RSD		111.700	0.442	4.050
Run	**Time**	**137Ba**	**159Tb**	**165Ho**
		ppb	ppb	ppb
x		0.404	0.000	0.000
%RSD		6.904	0.000	0.000
Run	**Time**	**205Tl**	**208Pb**	**209Bi**
		ppb	ppb	ppb
x		0.135	0.131	96.458%
%RSD		10.180	1.905	0.696

LV21NC 2/26/2010 18:20:47 QC Status: PASS (Initial: PASS)

User Pre-dilution: 1.000

Run	Time	6Li	9Be	23Na
		ppb	ppb	ppb
x		88.083%	89.200	100.400
%RSD		1.218	1.009	1.630
Run	**Time**	**25Mg**	**27Al**	**35Cl**
		ppb	ppb	ppb
x		26.950	8.586	0.000
%RSD		46.890	9.585	0.000
Run	**Time**	**39K**	**43Ca**	**45Sc**
		ppb	ppb	ppb
x		17.400	187.600	T 83.739%
%RSD		16.660	5.521	T 0.941
Run	**Time**	**45Sc**	**51V**	**52Cr**
		ppb	ppb	ppb
x		76.333%	96.060	99.020
%RSD		1.839	2.127	1.341
Run	**Time**	**53Cl O**	**55Mn**	**56Fe**
		ppb	ppb	ppb
x		5.670	T 103.800	76.650
%RSD		17.910	T 1.009	1.320
Run	**Time**	**59Co**	**60Ni**	**65Cu**
		ppb	ppb	ppb
x		98.940	102.500	102.400
%RSD		1.488	1.101	0.683
Run	**Time**	**66Zn**	**72Ge**	**75As**
		ppb	ppb	ppb
x		103.200	78.246%	82.470
%RSD		2.089	1.279	1.264
Run	**Time**	**77Ar Cl**	**78Se**	**95Mo**
		ppb	ppb	ppb
x		-0.030	75.960	95.500
%RSD		658.700	3.470	0.872
Run	**Time**	**105Pd**	**107Ag**	**108Mo O**
		ppb	ppb	ppb
x		0.000	104.200	27.800
%RSD		0.000	1.315	156.600
Run	**Time**	**111Cd**	**115In**	**121Sb**
		ppb	ppb	ppb
x		94.480	82.887%	91.160
%RSD		1.075	1.576	1.391
Run	**Time**	**137Ba**	**159Tb**	**165Ho**
		ppb	ppb	ppb
x		93.330	0.000	0.000
%RSD		0.749	0.000	0.000
Run	**Time**	**205Tl**	**208Pb**	**209Bi**
		ppb	ppb	ppb
x		95.880	93.970	96.537%
%RSD		0.287	0.879	0.324

LVQVFR 2/26/2010 18:26:02 QC Status: PASS (Initial: PASS)

User Pre-dilution: 1.000

Run	Time	6Li	9Be	23Na
		ppb	ppb	ppb
x		86.853%	2.219	T 438.700
%RSD		0.675	2.010	T 1.370
Run	**Time**	**25Mg**	**27Al**	**35Cl**
		ppb	ppb	ppb
x		12080.000	M 35120.000	0.000
%RSD		1.007	M 0.709	0.000
Run	**Time**	**39K**	**43Ca**	**45Sc**
		ppb	ppb	ppb
x		T 3442.000	30750.000	T 87.679%
%RSD		T 2.984	1.306	T 1.166
Run	**Time**	**45Sc**	**51V**	**52Cr**
		ppb	ppb	ppb
x		78.422%	51.430	56.050
%RSD		1.445	1.579	0.687
Run	**Time**	**53Cl O**	**55Mn**	**56Fe**
		ppb	ppb	ppb
x		2.664	TM 1194.000	TM 82630.000
%RSD		30.670	TM 0.434	TM 0.977
Run	**Time**	**59Co**	**60Ni**	**65Cu**
		ppb	ppb	ppb
x		36.070	79.410	131.400
%RSD		0.912	1.188	1.092
Run	**Time**	**66Zn**	**72Ge**	**75As**
		ppb	ppb	ppb
x		M 1031.000	80.655%	54.690
%RSD		M 1.429	2.186	0.383
Run	**Time**	**77Ar Cl**	**78Se**	**95Mo**
		ppb	ppb	ppb
x		0.412	3.855	3.173
%RSD		5.584	24.840	2.183
Run	**Time**	**105Pd**	**107Ag**	**108Mo O**
		ppb	ppb	ppb
x		0.000	118.000	-20.380
%RSD		0.000	0.851	40.580
Run	**Time**	**111Cd**	**115In**	**121Sb**
		ppb	ppb	ppb
x		2.911	84.225%	0.453
%RSD		3.048	0.830	6.374
Run	**Time**	**137Ba**	**159Tb**	**165Ho**
		ppb	ppb	ppb
x		189.200	0.000	0.000
%RSD		2.764	0.000	0.000
Run	**Time**	**205Tl**	**208Pb**	**209Bi**
		ppb	ppb	ppb
x		0.780	80.020	94.269%
%RSD		3.855	0.975	0.869

LVQVFRL 2/26/2010 18:30:39 QC Status: PASS (Initial: PASS)

User Pre-dilution: 1.000

Run	Time	6Li	9Be	23Na
		ppb	ppb	ppb
x		93.475%	0.463	95.560
%RSD		1.160	3.646	2.215
Run	**Time**	**25Mg**	**27Al**	**35Cl**
		ppb	ppb	ppb
x		2604.000	M 7472.000	0.000
%RSD		2.785	M 1.058	0.000
Run	**Time**	**39K**	**43Ca**	**45Sc**
		ppb	ppb	ppb
x		T 724.600	6320.000	T 92.527%
%RSD		T 4.431	1.946	T 0.853
Run	**Time**	**45Sc**	**51V**	**52Cr**
		ppb	ppb	ppb
x		81.447%	10.680	11.410
%RSD		1.953	4.795	1.449
Run	**Time**	**53Cl O**	**55Mn**	**56Fe**
		ppb	ppb	ppb
x		0.832	T 247.300	T 17100.000
%RSD		45.570	T 0.931	T 1.153
Run	**Time**	**59Co**	**60Ni**	**65Cu**
		ppb	ppb	ppb
x		7.629	16.870	28.710
%RSD		0.862	0.663	1.401
Run	**Time**	**66Zn**	**72Ge**	**75As**
		ppb	ppb	ppb
x		M 233.400	85.395%	11.970
%RSD		M 2.209	2.052	3.763
Run	**Time**	**77Ar Cl**	**78Se**	**95Mo**
		ppb	ppb	ppb
x		0.078	0.788	0.608
%RSD		31.870	25.970	10.430
Run	**Time**	**105Pd**	**107Ag**	**108Mo O**
		ppb	ppb	ppb
x		0.000	25.600	-0.848
%RSD		0.000	0.593	470.200
Run	**Time**	**111Cd**	**115In**	**121Sb**
		ppb	ppb	ppb
x		0.602	86.499%	-0.121
%RSD		8.017	0.835	5.619
Run	**Time**	**137Ba**	**159Tb**	**165Ho**
		ppb	ppb	ppb
x		38.800	0.000	0.000
%RSD		1.283	0.000	0.000
Run	**Time**	**205Tl**	**208Pb**	**209Bi**
		ppb	ppb	ppb
x		0.212	16.520	99.310%
%RSD		2.520	0.805	0.645

LVQVFRA 2/26/2010 18:35:14 QC Status: PASS (Initial: PASS)

User Pre-dilution: 1.000

Run	Time	6Li	9Be	23Na
		ppb	ppb	ppb
x		82.075%	103.100	T 11930.000
%RSD		0.326	0.302	T 1.267
Run	**Time**	**25Mg**	**27Al**	**35Cl**
		ppb	ppb	ppb
x		22910.000	M 44810.000	0.000
%RSD		1.242	M 0.059	0.000
Run	**Time**	**39K**	**43Ca**	**45Sc**
		ppb	ppb	ppb
x		T 13640.000	40770.000	T 82.653%
%RSD		T 3.454	0.742	T 0.573
Run	**Time**	**45Sc**	**51V**	**52Cr**
		ppb	ppb	ppb
x		74.226%	156.000	160.500
%RSD		1.678	0.736	0.547
Run	**Time**	**53Cl O**	**55Mn**	**56Fe**
		ppb	ppb	ppb
x		9.186	TM 1262.000	TM 91720.000
%RSD		5.792	TM 0.647	TM 0.927
Run	**Time**	**59Co**	**60Ni**	**65Cu**
		ppb	ppb	ppb
x		140.300	184.300	M 228.700
%RSD		0.744	0.950	M 0.415
Run	**Time**	**66Zn**	**72Ge**	**75As**
		ppb	ppb	ppb
x		M 1094.000	76.900%	148.800
%RSD		M 1.016	0.863	0.962
Run	**Time**	**77Ar Cl**	**78Se**	**95Mo**
		ppb	ppb	ppb
x		0.073	90.500	110.400
%RSD		199.500	4.508	0.838
Run	**Time**	**105Pd**	**107Ag**	**108Mo O**
		ppb	ppb	ppb
x		0.000	M 220.900	68.310
%RSD		0.000	M 0.604	44.150
Run	**Time**	**111Cd**	**115In**	**121Sb**
		ppb	ppb	ppb
x		104.600	80.924%	103.000
%RSD		0.934	0.862	1.758
Run	**Time**	**137Ba**	**159Tb**	**165Ho**
		ppb	ppb	ppb
x		M 288.500	0.000	0.000
%RSD		M 1.378	0.000	0.000
Run	**Time**	**205Tl**	**208Pb**	**209Bi**
		ppb	ppb	ppb
x		105.400	176.900	91.522%
%RSD		0.548	0.574	1.247

LVQVFS/10 2/26/2010 18:39:59 QC Status: PASS (Initial: PASS)

User Pre-dilution: 1.000

Run	Time	6Li	9Be	23Na
		ppb	ppb	ppb
x		85.301%	9.804	85.620
%RSD		1.267	0.710	1.824
Run	**Time**	**25Mg**	**27Al**	**35Cl**
		ppb	ppb	ppb
x		1934.000	M 4845.000	0.000
%RSD		2.117	M 1.546	0.000
Run	**Time**	**39K**	**43Ca**	**45Sc**
		ppb	ppb	ppb
x		285.700	9887.000	T 79.523%
%RSD		2.452	0.579	T 0.540
Run	**Time**	**45Sc**	**51V**	**52Cr**
		ppb	ppb	ppb
x		71.591%	13.940	14.770
%RSD		1.646	2.552	0.805
Run	**Time**	**53Cl O**	**55Mn**	**56Fe**
		ppb	ppb	ppb
x		1.127	T 271.200	7931.000
%RSD		52.820	T 0.111	0.930
Run	**Time**	**59Co**	**60Ni**	**65Cu**
		ppb	ppb	ppb
x		12.740	16.560	23.880
%RSD		2.882	1.014	1.760
Run	**Time**	**66Zn**	**72Ge**	**75As**
		ppb	ppb	ppb
x		163.400	75.238%	13.940
%RSD		0.785	1.403	1.370
Run	**Time**	**77Ar Cl**	**78Se**	**95Mo**
		ppb	ppb	ppb
x		-0.045	8.427	9.389
%RSD		122.800	5.839	2.306
Run	**Time**	**105Pd**	**107Ag**	**108Mo O**
		ppb	ppb	ppb
x		0.000	25.440	-11.270
%RSD		0.000	1.803	22.650
Run	**Time**	**111Cd**	**115In**	**121Sb**
		ppb	ppb	ppb
x		10.090	78.773%	3.710
%RSD		5.202	0.640	5.083
Run	**Time**	**137Ba**	**159Tb**	**165Ho**
		ppb	ppb	ppb
x		37.860	0.000	0.000
%RSD		2.987	0.000	0.000
Run	**Time**	**205Tl**	**208Pb**	**209Bi**
		ppb	ppb	ppb
x		9.248	28.580	94.667%
%RSD		0.605	1.372	0.021

LVQVFD / 10 2/26/2010 18:44:47 QC Status: PASS (Initial: PASS)

User Pre -dilution: 1.000

Run	Time	6Li	9Be	23Na
		ppb	ppb	ppb
x		91.064%	9.769	43.300
%RSD		1.556	1.029	2.589
Run	**Time**	**25Mg**	**27Al**	**35Cl**
		ppb	ppb	ppb
x		1610.000	M 4015.000	0.000
%RSD		2.841	M 0.319	0.000
Run	**Time**	**39K**	**43Ca**	**45Sc**
		ppb	ppb	ppb
x		301.500	3143.000	T 90.053%
%RSD		3.776	1.488	T 0.566
Run	**Time**	**45Sc**	**51V**	**52Cr**
		ppb	ppb	ppb
x		83.250%	14.960	15.420
%RSD		2.046	3.685	1.142
Run	**Time**	**53Cl O**	**55Mn**	**56Fe**
		ppb	ppb	ppb
x		1.375	T 159.700	10080.000
%RSD		35.900	T 0.700	0.440
Run	**Time**	**59Co**	**60Ni**	**65Cu**
		ppb	ppb	ppb
x		13.830	19.030	25.250
%RSD		1.854	3.266	1.832
Run	**Time**	**66Zn**	**72Ge**	**75As**
		ppb	ppb	ppb
x		151.200	86.682%	15.370
%RSD		0.621	1.848	1.702
Run	**Time**	**77Ar Cl**	**78Se**	**95Mo**
		ppb	ppb	ppb
x		-0.081	8.635	9.564
%RSD		2.856	2.774	2.592
Run	**Time**	**105Pd**	**107Ag**	**108Mo O**
		ppb	ppb	ppb
x		0.000	28.010	7.518
%RSD		0.000	0.390	155.300
Run	**Time**	**111Cd**	**115In**	**121Sb**
		ppb	ppb	ppb
x		10.040	87.859%	3.655
%RSD		3.616	1.552	2.390
Run	**Time**	**137Ba**	**159Tb**	**165Ho**
		ppb	ppb	ppb
x		27.020	0.000	0.000
%RSD		2.718	0.000	0.000
Run	**Time**	**205Tl**	**208Pb**	**209Bi**
		ppb	ppb	ppb
x		9.081	17.880	101.140%
%RSD		0.799	0.522	1.252

LVQVHR 2/26/2010 18:49:29 QC Status: PASS (Initial: PASS)

User Pre-dilution: 1.000

Run	Time	6Li	9Be	23Na
		ppb	ppb	ppb
x		101.470%	4.163	T 1856.000
%RSD		0.590	3.405	T 1.025
Run	**Time**	**25Mg**	**27Al**	**35Cl**
		ppb	ppb	ppb
x		12950.000	M 59740.000	T 0.000
%RSD		0.496	M 0.455	T 0.000
Run	**Time**	**39K**	**43Ca**	**45Sc**
		ppb	ppb	ppb
x		T 3374.000	8881.000	T 105.982%
%RSD		T 2.172	1.004	T 0.953
Run	**Time**	**45Sc**	**51V**	**52Cr**
		ppb	ppb	ppb
x		95.112%	123.900	83.760
%RSD		1.363	0.115	0.700
Run	**Time**	**53Cl O**	**55Mn**	**56Fe**
		ppb	ppb	ppb
x		5.835	TM 1390.000	TM 145000.000
%RSD		5.886	TM 0.495	TM 1.730
Run	**Time**	**59Co**	**60Ni**	**65Cu**
		ppb	ppb	ppb
x		70.540	114.700	114.900
%RSD		0.853	0.465	0.217
Run	**Time**	**66Zn**	**72Ge**	**75As**
		ppb	ppb	ppb
x		M 452.800	96.014%	54.110
%RSD		M 0.819	2.110	0.976
Run	**Time**	**77Ar Cl**	**78Se**	**95Mo**
		ppb	ppb	ppb
x		0.482	8.089	7.393
%RSD		20.610	7.220	1.987
Run	**Time**	**105Pd**	**107Ag**	**108Mo O**
		ppb	ppb	ppb
x		0.000	0.477	-23.180
%RSD		0.000	3.562	31.760
Run	**Time**	**111Cd**	**115In**	**121Sb**
		ppb	ppb	ppb
x		1.199	95.221%	0.649
%RSD		3.446	1.224	8.538
Run	**Time**	**137Ba**	**159Tb**	**165Ho**
		ppb	ppb	ppb
x		M 347.200	0.000	0.000
%RSD		M 0.559	0.000	0.000
Run	**Time**	**205Tl**	**208Pb**	**209Bi**
		ppb	ppb	ppb
x		0.992	79.100	99.310%
%RSD		3.575	0.623	1.144

LVQVJR 2/26/2010 18:54:05 QC Status: PASS (Initial: PASS)

User Pre-dilution: 1.000

Run	Time	6Li	9Be	23Na
		ppb	ppb	ppb
x		110.722%	3.236	T 3925.000
%RSD		1.693	0.892	T 1.685
Run	**Time**	**25Mg**	**27Al**	**35Cl**
		ppb	ppb	ppb
x		8485.000	M 53550.000	T 0.000
%RSD		1.824	M 0.703	T 0.000
Run	**Time**	**39K**	**43Ca**	**45Sc**
		ppb	ppb	ppb
x		T 4027.000	17310.000	T 109.539%
%RSD		T 1.495	0.975	T 0.583
Run	**Time**	**45Sc**	**51V**	**52Cr**
		ppb	ppb	ppb
x		97.221%	76.480	70.260
%RSD		1.881	2.179	1.322
Run	**Time**	**53Cl O**	**55Mn**	**56Fe**
		ppb	ppb	ppb
x		5.400	T 822.700	TM 80620.000
%RSD		13.780	T 0.529	TM 0.147
Run	**Time**	**59Co**	**60Ni**	**65Cu**
		ppb	ppb	ppb
x		31.860	82.240	76.880
%RSD		0.607	0.717	1.160
Run	**Time**	**66Zn**	**72Ge**	**75As**
		ppb	ppb	ppb
x		M 584.900	96.251%	33.080
%RSD		M 1.045	1.441	2.541
Run	**Time**	**77Ar Cl**	**78Se**	**95Mo**
		ppb	ppb	ppb
x		0.314	5.999	4.230
%RSD		25.260	10.860	1.953
Run	**Time**	**105Pd**	**107Ag**	**108Mo O**
		ppb	ppb	ppb
x		0.000	0.344	-20.640
%RSD		0.000	6.358	29.130
Run	**Time**	**111Cd**	**115In**	**121Sb**
		ppb	ppb	ppb
x		2.321	94.974%	0.210
%RSD		6.435	0.209	15.080
Run	**Time**	**137Ba**	**159Tb**	**165Ho**
		ppb	ppb	ppb
x		M 427.900	0.000	0.000
%RSD		M 1.205	0.000	0.000
Run	**Time**	**205Tl**	**208Pb**	**209Bi**
		ppb	ppb	ppb
x		0.889	92.220	99.481%
%RSD		1.020	0.867	0.804

CCV 8 2/26/2010 18:58:45 QC Status: FAIL (Initial: FAIL)

User Pre-dilution: 1.000

Run	Time	6Li	9Be	23Na
		ppb	ppb	ppb
x		82.667%	101.307%	┬108.848%
%RSD		2.328	1.433	┬0.093
Run	**Time**	**25Mg**	**27Al**	**35Cl**
		ppb	ppb	ppb
x		104.446%	112.098%	0.000
%RSD		0.189	4.701	0.000
Run	**Time**	**39K**	**43Ca**	**45Sc**
		ppb	ppb	ppb
x		┬95.379%	101.162%	┬82.011%
%RSD		┬5.155	0.722	┬1.415
Run	**Time**	**45Sc**	**51V**	**52Cr**
		ppb	ppb	ppb
x		74.192%	100.934%	102.602%
%RSD		0.902	0.226	0.315
Run	**Time**	**53Cl O**	**55Mn**	**56Fe**
		ppb	ppb	ppb
x		6.176	┬103.188%	┬102.853%
%RSD		13.940	┬0.550	┬1.324
Run	**Time**	**59Co**	**60Ni**	**65Cu**
		ppb	ppb	ppb
x		101.926%	102.186%	102.561%
%RSD		0.777	1.079	1.602
Run	**Time**	**66Zn**	**72Ge**	**75As**
		ppb	ppb	ppb
x		104.452%	74.652%	99.758%
%RSD		1.164	2.155	0.847
Run	**Time**	**77Ar Cl**	**78Se**	**95Mo**
		ppb	ppb	ppb
x		-0.299	97.149%	103.497%
%RSD		33.320	3.694	0.460
Run	**Time**	**105Pd**	**107Ag**	**108Mo O**
		ppb	ppb	ppb
x		0.000	104.257%	87.180
%RSD		0.000	0.691	38.980
Run	**Time**	**111Cd**	**115In**	**121Sb**
		ppb	ppb	ppb
x		103.320%	79.338%	100.705%
%RSD		1.096	1.577	1.479
Run	**Time**	**137Ba**	**159Tb**	**165Ho**
		ppb	ppb	ppb
x		97.144%	0.000	0.000
%RSD		1.067	0.000	0.000
Run	**Time**	**205Tl**	**208Pb**	**209Bi**
		ppb	ppb	ppb
x		100.140%	96.718%	88.263%
%RSD		0.164	0.537	1.349

CCB 8 2/26/2010 19:04:28 QC Status: FAIL (Initial: FAIL)

User Pre-dilution: 1.000

Run	Time	6Li	9Be	23Na
		ppb	ppb	ppb
x		88.772%	0.053	57.090
%RSD		1.734	13.070	0.943
Run	**Time**	**25Mg**	**27Al**	**35Cl**
		ppb	ppb	ppb
x		67.770	18.650	0.000
%RSD		17.000	26.150	0.000
Run	**Time**	**39K**	**43Ca**	**45Sc**
		ppb	ppb	ppb
x		42.680	52.140	T 82.784%
%RSD		9.205	12.540	T 0.615
Run	**Time**	**45Sc**	**51V**	**52Cr**
		ppb	ppb	ppb
x		75.878%	-0.082	0.223
%RSD		0.479	572.200	31.490
Run	**Time**	**53Cl O**	**55Mn**	**56Fe**
		ppb	ppb	ppb
x		0.212	0.674	73.580
%RSD		253.800	0.266	23.180
Run	**Time**	**59Co**	**60Ni**	**65Cu**
		ppb	ppb	ppb
x		0.204	0.192	0.197
%RSD		27.310	20.130	35.590
Run	**Time**	**66Zn**	**72Ge**	**75As**
		ppb	ppb	ppb
x		0.943	78.957%	0.091
%RSD		17.420	1.664	87.700
Run	**Time**	**77Ar Cl**	**78Se**	**95Mo**
		ppb	ppb	ppb
x		0.019	0.170	0.185
%RSD		160.700	57.800	21.240
Run	**Time**	**105Pd**	**107Ag**	**108Mo O**
		ppb	ppb	ppb
x		0.000	0.146	0.228
%RSD		0.000	15.850	386.400
Run	**Time**	**111Cd**	**115In**	**121Sb**
		ppb	ppb	ppb
x		0.161	83.637%	-0.149
%RSD		14.970	1.413	5.044
Run	**Time**	**137Ba**	**159Tb**	**165Ho**
		ppb	ppb	ppb
x		0.277	0.000	0.000
%RSD		4.731	0.000	0.000
Run	**Time**	**205Tl**	**208Pb**	**209Bi**
		ppb	ppb	ppb
x		0.358	0.165	97.778%
%RSD		1.301	19.610	0.821

STD2/CCV STD OB97 ICSA STD OB51 CRI STD OA30
STD3 STD OB59 ICSAB STD OA31
STD4 STD OB60 ICV STD 91649 DIL BLK DMR121
QSMCRI OA40

Test America North Canton ICP/MS Data Review Checklist

Run/Project Information:

Run Date: 3-1-10 Analyst: KLL Instrument: I8
Prep Batches Run: See Run Log

Circle Methods used: 6020/ 200.8: CORP-MT-0001NC

Review Items

A. Tune/Daily performance	Yes	No	N/A	2nd Level
1. Resolution </= 0.9 AMU full width at 10% peak height, and within +/- 0.1 AMU of true mass?	✓			✓
2. Performance check within recommended specfications?. (Be>8000cps) (In >300,000 cps) (Pb >100,000 cps) (Co>100000cps) (Mg>10000cps) (CeO/Ce ≤ 0.03) (Ba++/Ba+ ≤ 0.03)(Background < 30cps @ Mass 220) CCT Performance Check (In>75000cps) (Se<20 cps)	✓			✓
B. Calibration/Instrument Run QC				
1. Instrument calibrated per manufacturer's instructions and at SOP specified levels ? Correlation coefficient ≥ .995 ?	✓			✓
2. ICV/CCV analyzed at appropriate frequency and within control limits? *(ICV: = 90 – 110%) (CCV: 90 – 110%,* 200.8 = 85 -115% *)*	✓			✓
3. ICB/CCB analyzed at appropriate frequency and within +/- RL?	✓			✓
4. CRI run and recovered within QC limits (+/-50%)?	✓			✓
5. ICSA/ICSAB run at required frequency and within SOP control limits?	✓			✓
C. Sample Results				
1. Were samples with concentrations > the linear range for any parameter diluted and reanalyzed ?	✓			✓
2. All reported results bracketed by in control QC ?	✓			✓
3. Sample analyses done within holding time ?	✓			✓
D. Preparation/Matrix QC				
1. LCS done per prep batch and within QC limits ?	✓			✓
2. Method blank done per prep batch and < RL?	✓			✓
3. MS run at required frequency and within limits ?	✓			✓
4. MSD or DU run at required frequency and RPD within SOP limits ?	✓			✓
5. Serial dilution done per prep batch?	✓			✓
6. Post digest spike analyzed if required?	✓			✓
E. Other				
1. Are all nonconformances documented appropriately ?	✓			✓
2. Current IDL/LR data on file ?	✓			✓
3. Calculations checked for error ?	✓			✓
4. Transcriptions checked for error ?	✓			✓
5. All client/project specific requirements met ?	✓			✓
6. Date/time of analysis verified as correct ?	✓			

Level I Analyst: Karen K Counts Date: 3-2-10 Time: 7:51-14:14
Level I Analyst: Date: Time:

Level II Reviewer: Date: 3.2.10 Time: 7:51-14:14
Level II Reviewer: Date: Time:

Comments:

N:/Metals/ICPMS /Data Review Checklist
Rev. 1, 09/21/2007

Performance Report

Sample details
Acquired at : 3/1/2010 07:41:09
Report name : STD MODE PERF REPORT [8/11/2009 07:18:25]

Mass Calibration verification

Acquisition parameters
Sweeps : 10
Dwell : 5.0 mSecs
Point spacing : 0.02 amu
Peak width measured at 10% of the peak maximum

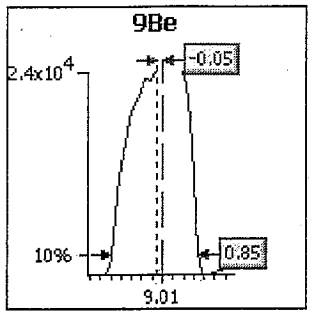

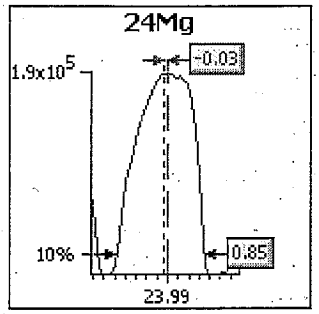

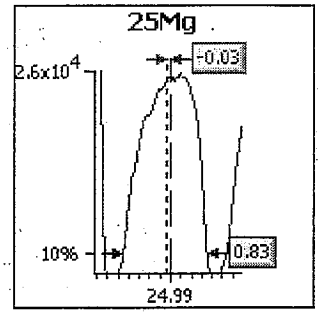

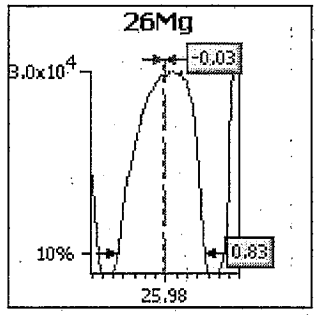

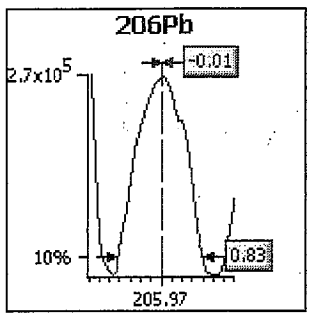

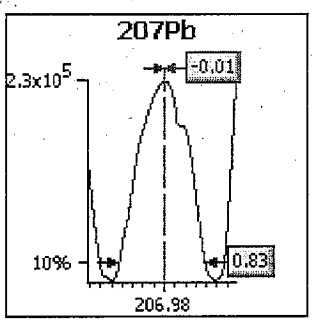

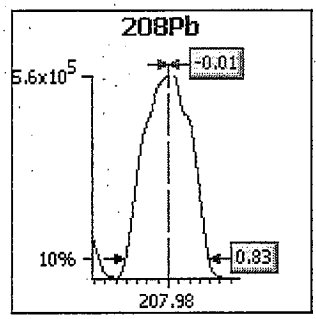

Analyte	Limits			Results	
	Max. width	Min. width	Max. error	Peak width	Peak error
9Be	0.85	0.65	0.10	0.85	-0.05
24Mg	0.85	0.65	0.10	0.85	-0.03
25Mg	0.85	0.65	0.10	0.83	-0.03
26Mg	0.85	0.65	0.10	0.83	-0.03
206Pb	0.85	0.65	0.10	0.83	-0.01
207Pb	0.85	0.65	0.10	0.83	-0.01
208Pb	0.85	0.65	0.10	0.83	-0.01

Sample details
Acquired at : 3/1/2010 07:41:09
Report name : STD MODE PERF REPORT [8/11/2009 07:18:25]

Tune conditions

Major	
Extraction	-113.7
Lens 1	-1208
Lens 2	-80.0
Focus	12.4
D1	-47.1
D2	-140
Pole Bias	0.1
Hexapole Bias	-4.0
Nebuliser	0.81

Minor	
Lens 3	-195.3
Forward power	1404
Horizontal	60
Vertical	350
DA	-46.3
Cool	13.0
Auxiliary	0.90
Sampling Depth	130

Global	
Standard resolution	135
High resolution	135
Analogue Detector	1550
PC Detector	3225

Add. Gases	
He_H2	0.00
He_H2	0.00

Sensitivity and stability results

Acquisition parameters
Sweeps : 30

Run	Time	5Bkg	9Be	24Mg	25Mg	26Mg	59Co	137Ba++	101Bkg	115In
Dwell (mSecs)		100.0	10.0	10.0	10.0	10.0	10.0	30.0	100.0	10.0
Limits	%RSD	-	5.0%	-	5.0%	-	5.0%	-	-	5.0%
	Countrate	-	>8000	>10000	>10000	>10000	>100000	-	-	>300000
1	07:41:43	0.000	25582.953	183952.92	25279.157	29439.311	353142.06	1775.650	8.000	833685.51
2	07:42:01	0.000	25015.426	182069.07	24788.420	29819.986	355508.24	1703.420	8.667	835289.57
3	07:42:19	0.000	25706.476	180505.54	25092.208	29873.415	355484.40	1751.203	7.667	838697.83
4	07:42:37	0.000	26050.343	182918.29	24915.276	30277.477	352168.45	1686.752	9.000	834326.42
5	07:42:55	0.000	25279.157	181118.80	24938.644	29238.958	353724.21	1745.647	13.333	840116.68
x		0.000	25526.871	182112.93	25002.741	29729.830	354005.47	1732.535	9.333	836423.20
σ		0.00	397.61	1379.14	188.48	404.36	1470.10	36.48	2.30	2828.09
%RSD		0.000	1.558	0.757	0.754	1.360	0.415	2.106	24.614	0.338

Run	Time	137Ba	140Ce	156Ce O	206Pb	207Pb	208Pb	220Bkg
Dwell (mSecs)		10.0	10.0	30.0	10.0	10.0	10.0	100.0
Limits	%RSD	-	-	-	-	-	5.0%	-
	Countrate	-	-	-	>100000	>100000	>100000	<30
1	07:41:43	93397.629	783793.22	17898.494	277233.40	226319.59	562835.72	0.000
2	07:42:01	93655.738	785259.89	19979.746	280321.07	227167.68	559944.06	0.000
3	07:42:19	93977.542	791127.86	18746.092	276982.61	226961.56	563931.85	0.000
4	07:42:37	93561.880	786436.82	19767.271	278294.19	225795.89	557662.78	0.000
5	07:42:55	95160.895	792036.18	19255.561	277128.34	229201.91	568823.96	0.000
x		93950.737	787730.79	19129.433	277991.92	227089.32	562639.67	0.000
σ		708.76	3652.42	837.85	1401.44	1299.13	4242.32	0.00
%RSD		0.754	0.464	4.380	0.504	0.572	0.754	0.000

Ratio results

Run	Time	137Ba++/137Ba	156Ce O/140Ce
Ratio limits		<0.0300	<0.0300
1	07:41:43	0.019	0.023
2	07:42:01	0.018	0.025
3	07:42:19	0.019	0.024
4	07:42:37	0.018	0.025
5	07:42:55	0.018	0.024
x		0.0184	0.0243
σ		0.00	0.00
%RSD		2.1121	4.3743

Result : The performance report passed.

Performance Report

Sample details
Acquired at : 3/1/2010 07:44:32
Report name : CCT MODE PERF REPORT [5/14/2008 11:21:44]

Tune conditions

Major	
Extraction	-109.8
Lens 1	-1200
Lens 2	-80.0
Focus	1.8
D1	-49.4
D2	-140
Pole Bias	-14.0
Hexapole Bias	-17.0
Nebuliser	0.81

Minor	
Lens 3	-195.3
Forward power	1404
Horizontal	60
Vertical	350
DA	-46.3
Cool	13.0
Auxiliary	0.90
Sampling Depth	130

Global	
Standard resolution	135
High resolution	135
Analogue Detector	1550
PC Detector	3225

Add. Gases	
He_H2	2.12
He_H2	0.00

Sensitivity and stability results

Acquisition parameters
Sweeps : 30

Run	Time	78Se	115In
Dwell (mSecs)		500.0	10.0
Limits	%RSD	-	5.0%
	Countrate	<20	>75000
1	07:44:33	14.600	119476.71
2	07:44:50	14.133	119120.84
3	07:45:08	14.600	118335.28
4	07:45:25	15.933	119315.56
5	07:45:43	13.933	119177.92
x		14.640	119085.26
σ		0.78	441.19
%RSD		5.326	0.370

Result : The performance report passed.

Experiment Details

Description	PlasmaLab Template BlankExperiment
Template Filename	C:\Program Files\Thermo Fisher\PlasmaLab\Templates\TEST AMERICA NORTH CANTON_QSM 3.0.tet
Created By User	martin.nash
Analyte Database	TA NORTH CANTON MULTIMODE.tea
Creation Timestamp	10/10/2007 09:08:48
Last Edited By	Upload
Last Edit Timestamp	3/1/2010 07:49:32
Instrument Detector	Simultaneous
Database Version	3,51
Acquisition Mode	Unknown

Numerical Results report key (text indicates meaning)

Blue text indicates that cell is a statistic.
Underlining indicates that a data warning flag is set.

Column headings
- No flag
- Semi Quant
- Standard Addition
- Multi Element

Result cells
- Internal Standard
- Excluded
- QC Warning
- QC Failure

Transient TRA only:
- Peak Not Found
- Manually Edited
- Merged Peak

Data warning flags
I - Invalid calibration
T - Tripped
F - Interference correction failed
M - Result over max
V - Valley integration failed
D - Different method used

Fully Quant Calibration

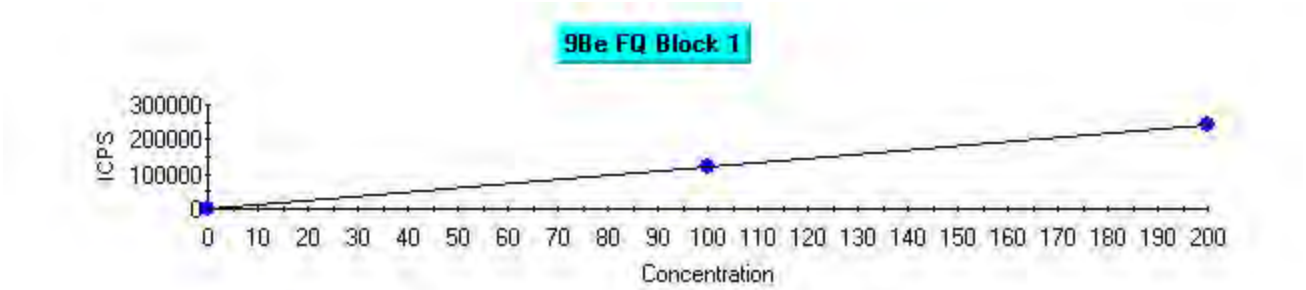

Intercept CPS=27.417545 Intercept Conc=0.022768
Sensitivity=1204.188152 Correlation Coeff=0.999998

Label	Defined	Measured	Error	Mean CPS	% Error
STD1	0.000	-0.000	0.000	27.42	0.00
STD2	100.000	100.260	0.260	120758.97	0.26
STD3	200.000	199.870	0.130	240708.68	0.06

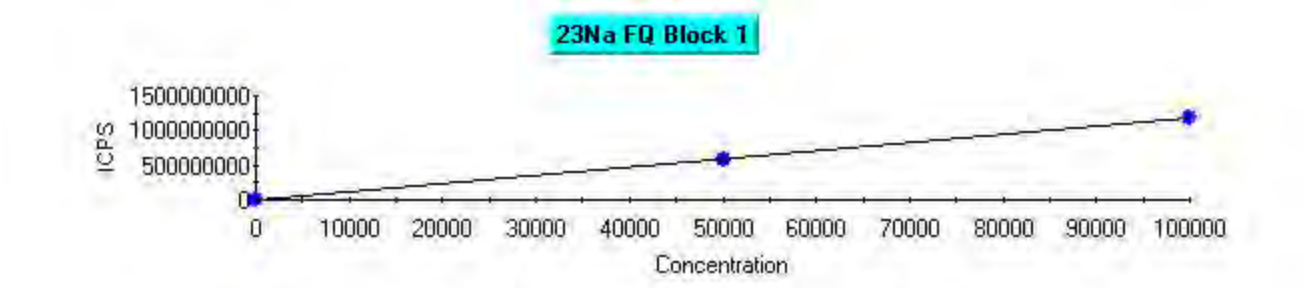

Intercept CPS=186220.536695 Intercept Conc=15.739444
Sensitivity=11831.456206 Correlation Coeff=0.999817

Label	Defined	Measured	Error	Mean CPS	% Error
STD1	0.000	0.000	0.000	186220.54	0.00
STD2	50000.000	48666.827	1333.173	575985657.11	2.67
STD3	100000.000	100666.586	666.586	1191218528.06	0.67

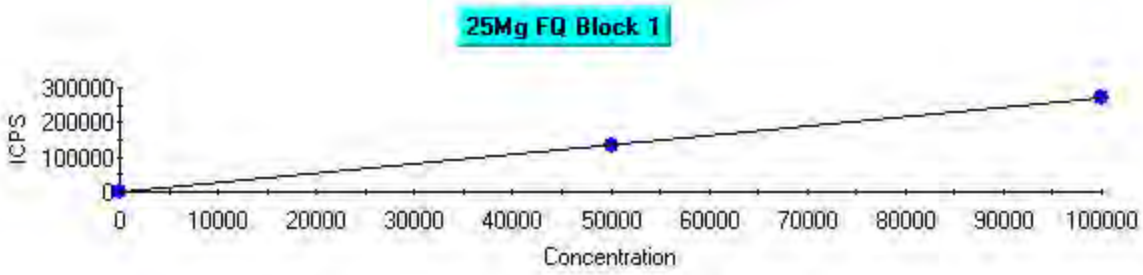

Intercept CPS=7.757268 Intercept Conc=2.862116
Sensitivity=2.710326 Correlation Coeff=0.999994

Label	Defined	Measured	Error	Mean CPS	% Error
STD1	0.000	0.000	0.000	7.76	0.00
STD2	50000.000	49752.361	247.639	134852.89	0.50
STD3	100000.000	100123.819	123.819	271375.97	0.12

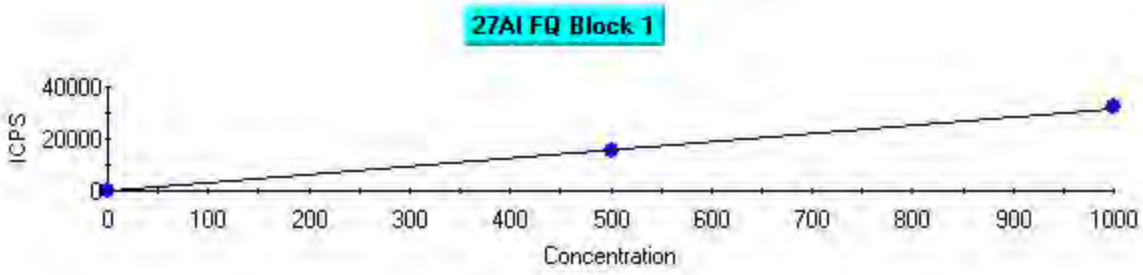

Intercept CPS=256.680800 Intercept Conc=8.136606
Sensitivity=31.546422 Correlation Coeff=0.999804

Label	Defined	Measured	Error	Mean CPS	% Error
STD1	0.000	-0.000	0.000	256.68	0.00
STD2	500.000	486.181	13.819	15593.96	2.76
STD3	1000.000	1006.909	6.909	32021.07	0.69

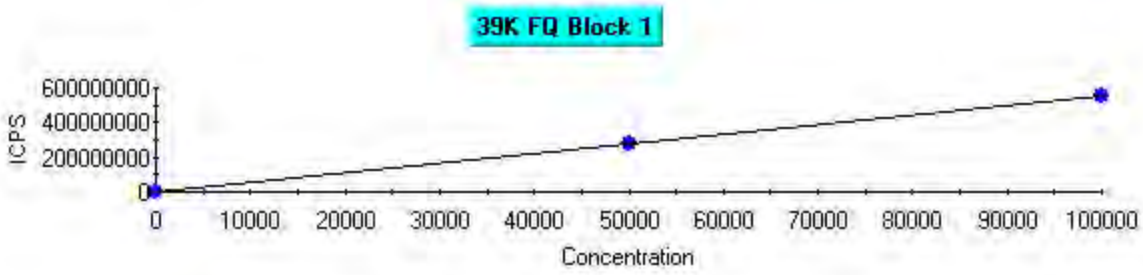

Intercept CPS=257905.100706 Intercept Conc=46.904275
Sensitivity=5498.541498 Correlation Coeff=0.999969

Label	Defined	Measured	Error	Mean CPS	% Error
STD1	0.000	-0.000	0.000	257905.10	0.00
STD2	50000.000	49451.118	548.882	272166929.63	1.10
STD3	100000.000	100274.441	274.441	551621080.08	0.27

43Ca FQ Block 1

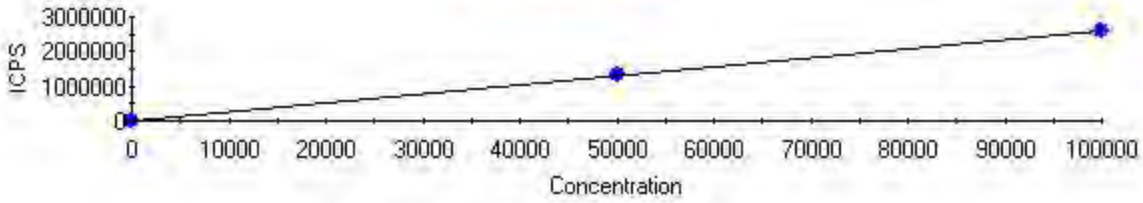

Intercept CPS=1296.899452 Intercept Conc=49.687441
Sensitivity=26.101152 Correlation Coeff=0.999996

Label	Defined	Measured	Error	Mean CPS	% Error
STD1	0.000	-0.000	0.000	1296.90	0.00
STD2	50000.000	50199.506	199.506	1311561.84	0.40
STD3	100000.000	99900.247	99.753	2608808.46	0.10

51V FQ Block 1

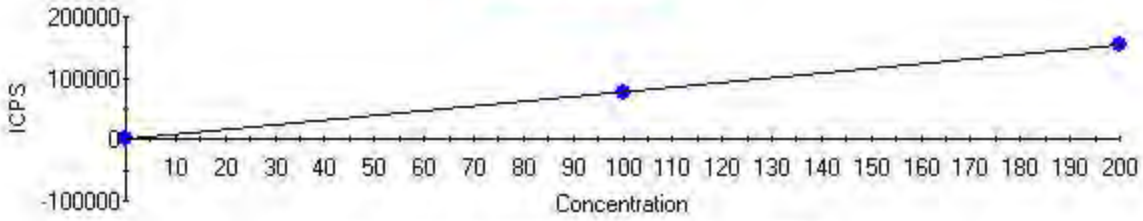

Intercept CPS=-76.668896 Intercept Conc=-0.099958
Sensitivity=767.012833 Correlation Coeff=0.999919

Label	Defined	Measured	Error	Mean CPS	% Error
STD1	0.000	0.000	0.000	-76.67	0.00
STD2	100.000	98.228	1.772	75265.45	1.77
STD3	200.000	200.886	0.886	154005.48	0.44

52Cr FQ Block 1

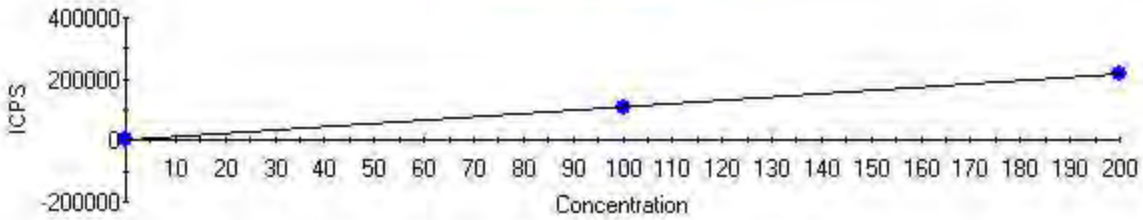

Intercept CPS=-326.395451 Intercept Conc=-0.299774
Sensitivity=1088.805962 Correlation Coeff=0.999989

Label	Defined	Measured	Error	Mean CPS	% Error
STD1	0.000	0.000	0.000	-326.40	0.00
STD2	100.000	99.362	0.638	107859.75	0.64
STD3	200.000	200.319	0.319	217782.02	0.16

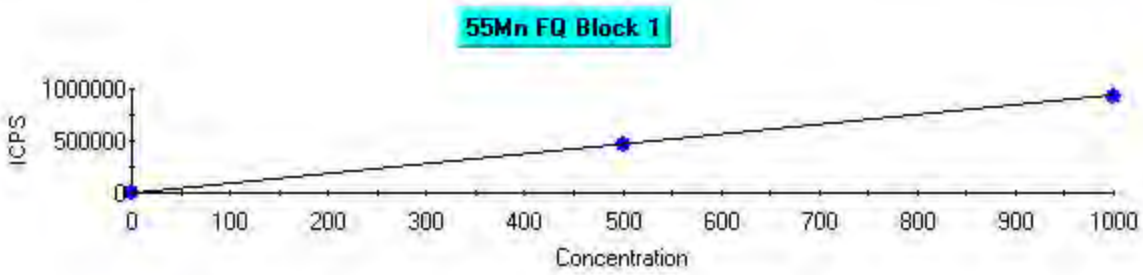

Intercept CPS=47.735397 Intercept Conc=0.051126
Sensitivity=933.685776 Correlation Coeff=0.999987

Label	Defined	Measured	Error	Mean CPS	% Error
STD1	0.000	0.000	0.000	47.74	0.00
STD2	500.000	503.545	3.545	470200.25	0.71
STD3	1000.000	998.228	1.772	932078.70	0.18

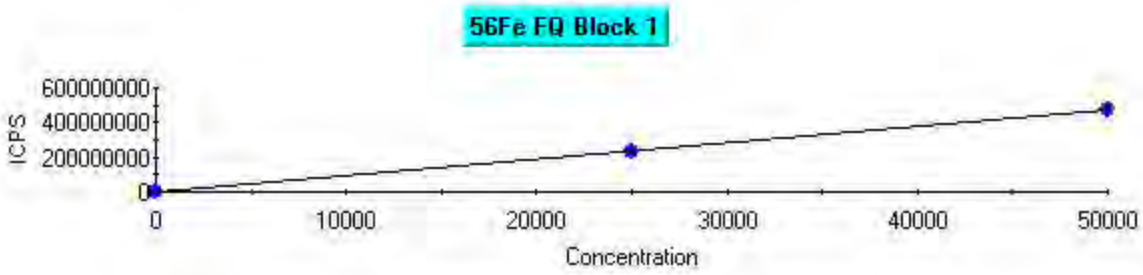

Intercept CPS=766028.862314 Intercept Conc=81.227130
Sensitivity=9430.702021 Correlation Coeff=0.999680

Label	Defined	Measured	Error	Mean CPS	% Error
STD1	0.000	0.000	0.000	766028.86	0.00
STD2	25000.000	24115.186	884.814	228189159.81	3.54
STD3	50000.000	50442.407	442.407	476473339.72	0.88

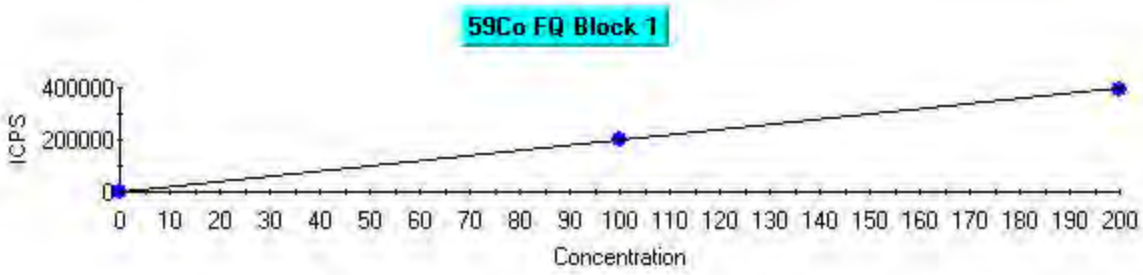

Intercept CPS=3.333378 Intercept Conc=0.001681
Sensitivity=1983.204165 Correlation Coeff=0.999990

Label	Defined	Measured	Error	Mean CPS	% Error
STD1	0.000	0.000	0.000	3.33	0.00
STD2	100.000	100.613	0.613	199539.29	0.61
STD3	200.000	199.694	0.306	396036.39	0.15

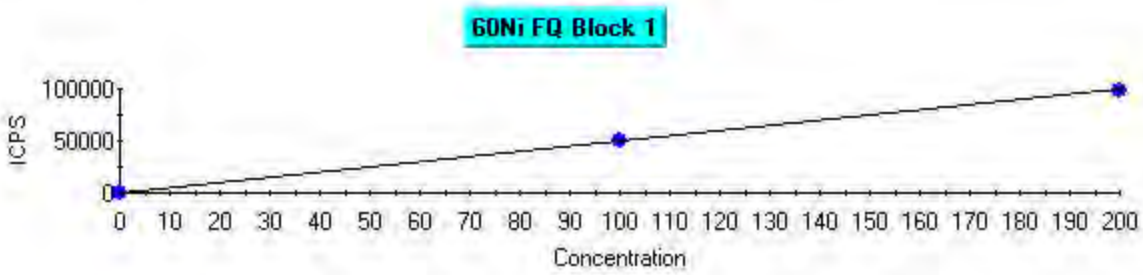

Intercept CPS=33.359834 Intercept Conc=0.067307
Sensitivity=495.634482 Correlation Coeff=0.999971

Label	Defined	Measured	Error	Mean CPS	% Error
STD1	0.000	0.000	0.000	33.36	0.00
STD2	100.000	101.052	1.052	50118.30	1.05
STD3	200.000	199.474	0.526	98899.51	0.26

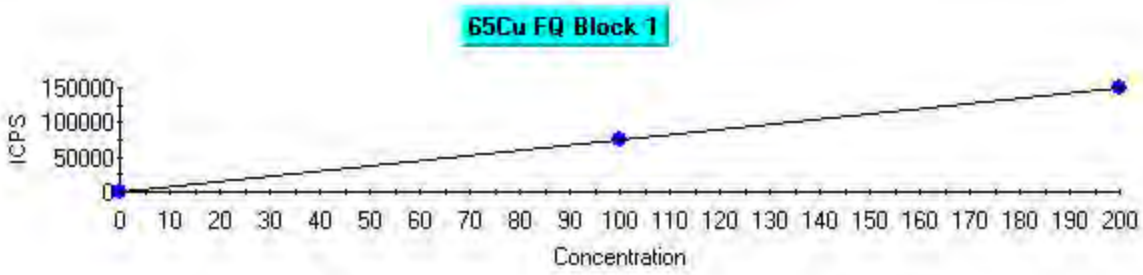

Intercept CPS=271.064978 Intercept Conc=0.363824
Sensitivity=745.044525 Correlation Coeff=0.999928

Label	Defined	Measured	Error	Mean CPS	% Error
STD1	0.000	-0.000	0.000	271.06	0.00
STD2	100.000	101.654	1.654	76007.55	1.65
STD3	200.000	199.173	0.827	148663.95	0.41

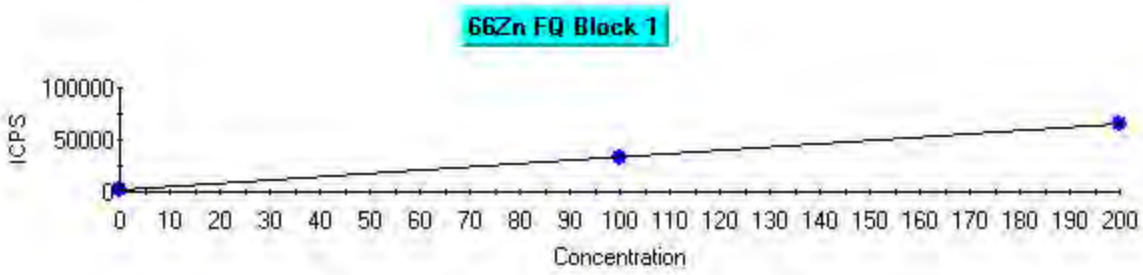

Intercept CPS=1580.169026 Intercept Conc=4.993839
Sensitivity=316.423682 Correlation Coeff=0.999966

Label	Defined	Measured	Error	Mean CPS	% Error
STD1	0.000	0.000	0.000	1580.17	0.00
STD2	100.000	101.146	1.146	33585.25	1.15
STD3	200.000	199.427	0.573	64683.55	0.29

75As FQ Block 1

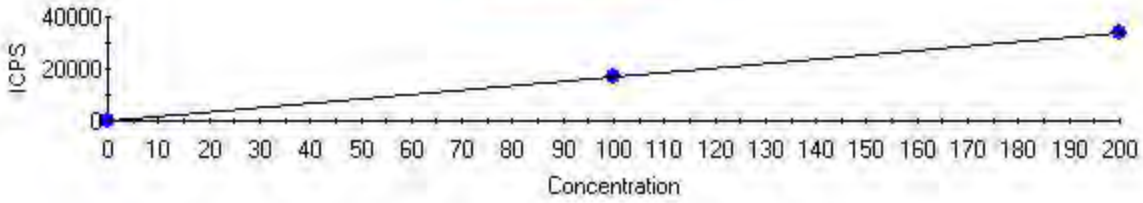

Intercept CPS=153.341555 Intercept Conc=0.909303
Sensitivity=168.636372 Correlation Coeff=0.999989

Label	Defined	Measured	Error	Mean CPS	% Error
STD1	0.000	0.000	0.000	153.34	0.00
STD2	100.000	100.635	0.635	17124.10	0.64
STD3	200.000	199.682	0.318	33827.05	0.16

78Se FQ Block 1

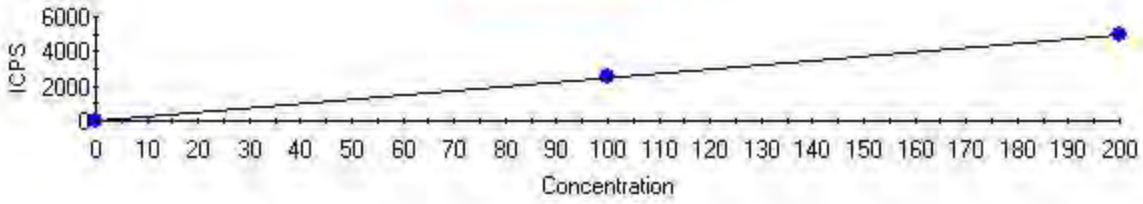

Intercept CPS=6.443790 Intercept Conc=0.262393
Sensitivity=24.557758 Correlation Coeff=0.999979

Label	Defined	Measured	Error	Mean CPS	% Error
STD1	0.000	-0.000	0.000	6.44	0.00
STD2	100.000	100.886	0.886	2483.98	0.89
STD3	200.000	199.557	0.443	4907.12	0.22

95Mo FQ Block 1

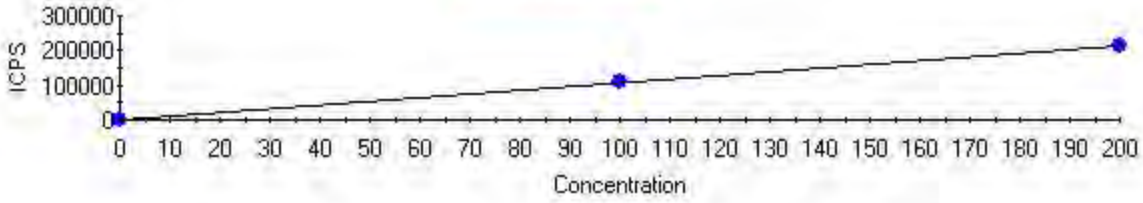

Intercept CPS=13.348159 Intercept Conc=0.012493
Sensitivity=1068.419640 Correlation Coeff=0.999907

Label	Defined	Measured	Error	Mean CPS	% Error
STD1	0.000	-0.000	0.000	13.35	0.00
STD2	100.000	101.879	1.879	108863.21	1.88
STD4	200.000	199.060	0.940	212693.33	0.47

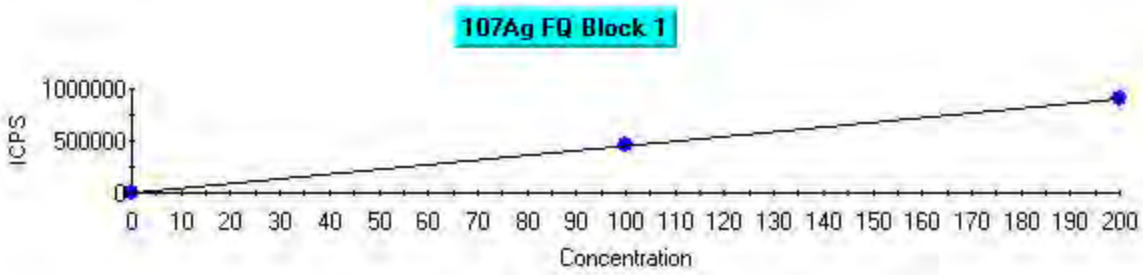

Intercept CPS=14.448945 Intercept Conc=0.003186
Sensitivity=4535.553023 Correlation Coeff=0.999924

Label	Defined	Measured	Error	Mean CPS	% Error
STD1	0.000	0.000	0.000	14.45	0.00
STD2	100.000	101.696	1.696	461261.59	1.70
STD3	200.000	199.152	0.848	903279.14	0.42

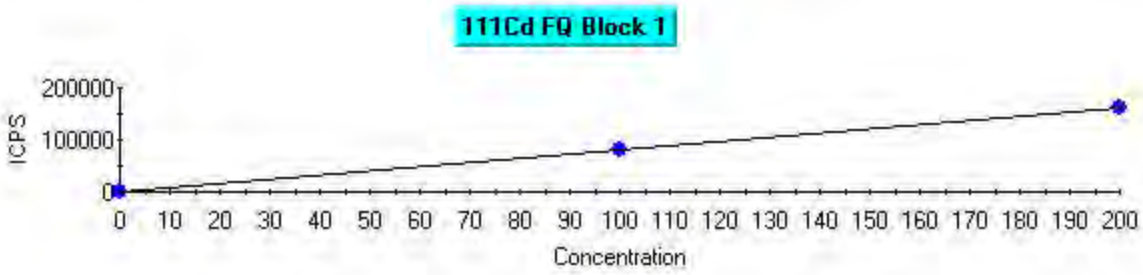

Intercept CPS=5.547812 Intercept Conc=0.006832
Sensitivity=812.010250 Correlation Coeff=0.999988

Label	Defined	Measured	Error	Mean CPS	% Error
STD1	0.000	0.000	0.000	5.55	0.00
STD2	100.000	100.683	0.683	81761.35	0.68
STD3	200.000	199.658	0.342	162130.21	0.17

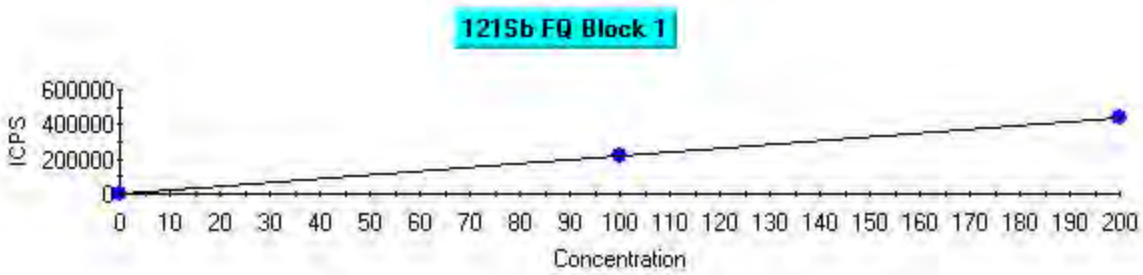

Intercept CPS=75.592748 Intercept Conc=0.034234
Sensitivity=2208.151187 Correlation Coeff=0.999924

Label	Defined	Measured	Error	Mean CPS	% Error
STD1	0.000	0.000	0.000	75.59	0.00
STD2	100.000	98.283	1.717	217100.05	1.72
STD4	200.000	200.858	0.858	443601.16	0.43

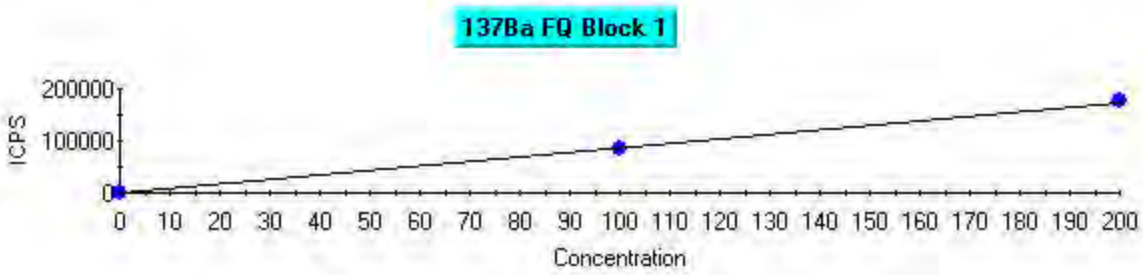

Intercept CPS=111.074407 Intercept Conc=0.127360
Sensitivity=872.131309 Correlation Coeff=0.999953

Label	Defined	Measured	Error	Mean CPS	% Error
STD1	0.000	0.000	0.000	111.07	0.00
STD2	100.000	98.648	1.352	86144.84	1.35
STD3	200.000	200.676	0.676	175127.02	0.34

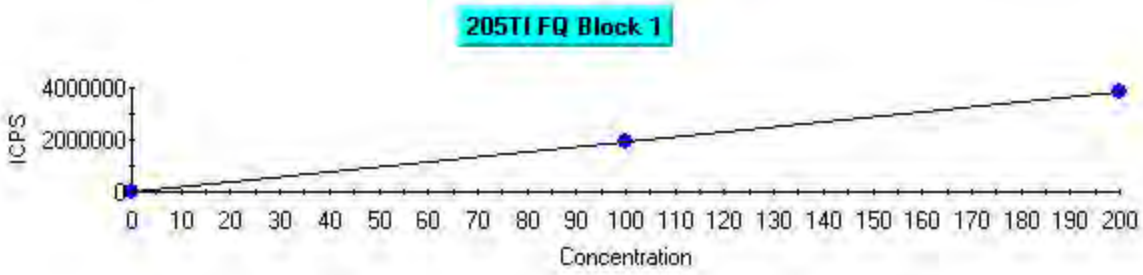

Intercept CPS=146.718413 Intercept Conc=0.007644
Sensitivity=19194.016670 Correlation Coeff=0.999978

Label	Defined	Measured	Error	Mean CPS	% Error
STD1	0.000	0.000	0.000	146.72	0.00
STD2	100.000	100.924	0.924	1937291.52	0.92
STD3	200.000	199.538	0.462	3830078.48	0.23

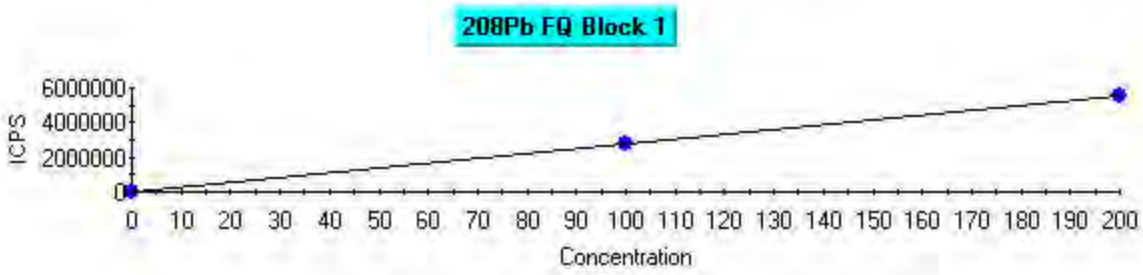

Intercept CPS=1292.239126 Intercept Conc=0.046878
Sensitivity=27565.740995 Correlation Coeff=0.999968

Label	Defined	Measured	Error	Mean CPS	% Error
STD1	0.000	0.000	0.000	1292.24	0.00
STD2	100.000	98.892	1.108	2727322.95	1.11
STD3	200.000	200.554	0.554	5529712.13	0.28

Dilution Corrected Concentrations

STD1 3/1/2010 07:51:01

User Pre -dilution: 1.000

Run	Time	6Li	9Be	23Na
		ppb	ppb	ppb
x		100.000%	-0.000	0.000
%RSD		0.228	0.000	0.000
Run	Time	25Mg	27Al	35Cl
		ppb	ppb	ppb
x		0.000	-0.000	T 0.000
%RSD		0.000	0.000	T 0.000
Run	Time	39K	43Ca	45Sc
		ppb	ppb	ppb
x		-0.000	-0.000	T 100.000%
%RSD		0.000	0.000	T 0.951
Run	Time	45Sc	51V	52Cr
		ppb	ppb	ppb
x		100.000%	0.000	0.000
%RSD		0.516	0.000	0.000
Run	Time	53Cl O	55Mn	56Fe
		ppb	ppb	ppb
x		-0.000	0.000	0.000
%RSD		0.000	0.000	0.000
Run	Time	59Co	60Ni	65Cu
		ppb	ppb	ppb
x		0.000	0.000	-0.000
%RSD		0.000	0.000	0.000
Run	Time	66Zn	72Ge	75As
		ppb	ppb	ppb
x		0.000	100.000%	0.000
%RSD		0.000	0.373	0.000
Run	Time	77Ar Cl	78Se	95Mo
		ppb	ppb	ppb
x		-0.000	-0.000	-0.000
%RSD		0.000	0.000	0.000
Run	Time	105Pd	107Ag	108Mo O
		ppb	ppb	ppb
x		0.000	0.000	0.000
%RSD		0.000	0.000	0.000
Run	Time	111Cd	115In	121Sb
		ppb	ppb	ppb
x		0.000	100.000%	0.000
%RSD		0.000	0.933	0.000
Run	Time	137Ba	159Tb	165Ho
		ppb	ppb	ppb
x		0.000	0.000	0.000
%RSD		0.000	0.000	0.000
Run	Time	205Tl	208Pb	209Bi
		ppb	ppb	ppb
x		0.000	0.000	100.000%
%RSD		0.000	0.000	0.180

STD2 3/1/2010 07:55:30

User Pre -dilution: 1.000

Run	Time	6Li	9Be	23Na
		ppb	ppb	ppb
x		82.878%	100.300	T 48670.000
%RSD		0.439	0.901	T 1.333
Run	**Time**	**25Mg**	**27Al**	**35Cl**
		ppb	ppb	ppb
x		49750.000	486.200	0.000
%RSD		0.544	1.205	0.000
Run	**Time**	**39K**	**43Ca**	**45Sc**
		ppb	ppb	ppb
x		T 49450.000	50200.000	T 78.285%
%RSD		T 0.719	0.476	T 0.514
Run	**Time**	**45Sc**	**51V**	**52Cr**
		ppb	ppb	ppb
x		78.904%	98.230	99.360
%RSD		1.284	0.996	0.252
Run	**Time**	**53Cl O**	**55Mn**	**56Fe**
		ppb	ppb	ppb
x		5.533	503.500	T 24120.000
%RSD		25.190	0.595	T 0.444
Run	**Time**	**59Co**	**60Ni**	**65Cu**
		ppb	ppb	ppb
x		100.600	101.100	101.700
%RSD		0.834	1.294	1.079
Run	**Time**	**66Zn**	**72Ge**	**75As**
		ppb	ppb	ppb
x		101.100	77.347%	100.600
%RSD		1.207	0.400	1.132
Run	**Time**	**77Ar Cl**	**78Se**	**95Mo**
		ppb	ppb	ppb
x		-0.460	100.900	101.900
%RSD		27.640	1.995	1.417
Run	**Time**	**105Pd**	**107Ag**	**108Mo O**
		ppb	ppb	ppb
x		0.000	101.700	91.970
%RSD		0.000	0.246	62.000
Run	**Time**	**111Cd**	**115In**	**121Sb**
		ppb	ppb	ppb
x		100.700	80.557%	98.280
%RSD		1.194	0.976	0.112
Run	**Time**	**137Ba**	**159Tb**	**165Ho**
		ppb	ppb	ppb
x		98.650	0.000	0.000
%RSD		1.109	0.000	0.000
Run	**Time**	**205Tl**	**208Pb**	**209Bi**
		ppb	ppb	ppb
x		100.900	98.890	84.885%
%RSD		0.476	0.711	0.464

STD3 3/1/2010 08:00:07

User Pre -dilution: 1.000

Run	Time	6Li	9Be	23Na
		ppb	ppb	ppb
x		81.304%	M 199.900	TM 100700.000
%RSD		0.307	M 0.613	TM 1.623
Run	**Time**	**25Mg**	**27Al**	**35Cl**
		ppb	ppb	ppb
x		M 100100.000	M 1007.000	0.000
%RSD		M 0.580	M 0.250	0.000
Run	**Time**	**39K**	**43Ca**	**45Sc**
		ppb	ppb	ppb
x		TM 100300.000	M 99900.000	T 79.293%
%RSD		TM 0.122	M 0.344	T 0.740
Run	**Time**	**45Sc**	**51V**	**52Cr**
		ppb	ppb	ppb
x		77.959%	M 200.900	M 200.300
%RSD		1.640	M 0.254	M 0.326
Run	**Time**	**53Cl O**	**55Mn**	**56Fe**
		ppb	ppb	ppb
x		11.890	M 998.200	TM 50440.000
%RSD		10.690	M 0.733	TM 0.119
Run	**Time**	**59Co**	**60Ni**	**65Cu**
		ppb	ppb	ppb
x		199.700	M 199.500	M 199.200
%RSD		0.143	M 0.547	M 0.530
Run	**Time**	**66Zn**	**72Ge**	**75As**
		ppb	ppb	ppb
x		M 199.400	76.729%	M 199.700
%RSD		M 1.846	0.125	M 2.205
Run	**Time**	**77Ar Cl**	**78Se**	**95Mo**
		ppb	ppb	ppb
x		-0.934	M 199.600	0.120
%RSD		16.950	M 2.197	24.480
Run	**Time**	**105Pd**	**107Ag**	**108Mo O**
		ppb	ppb	ppb
x		0.000	M 199.200	203.700
%RSD		0.000	M 0.561	19.390
Run	**Time**	**111Cd**	**115In**	**121Sb**
		ppb	ppb	ppb
x		199.700	79.888%	0.087
%RSD		0.089	1.195	2.924
Run	**Time**	**137Ba**	**159Tb**	**165Ho**
		ppb	ppb	ppb
x		M 200.700	0.000	0.000
%RSD		M 0.338	0.000	0.000
Run	**Time**	**205Tl**	**208Pb**	**209Bi**
		ppb	ppb	ppb
x		TM 199.500	M 200.600	82.589%
%RSD		TM 0.245	M 0.576	0.878

STD4 3/1/2010 08:05:05

User Pre -dilution: 1.000

Run	Time	6Li	9Be	23Na
		ppb	ppb	ppb
x		89.493%	0.139	68.810
%RSD		0.460	5.486	1.756
Run	Time	25Mg	27Al	35Cl
		ppb	ppb	ppb
x		59.360	-1.610	0.000
%RSD		1.452	93.740	0.000
Run	Time	39K	43Ca	45Sc
		ppb	ppb	ppb
x		65.550	54.770	T 80.419%
%RSD		2.446	3.441	T 0.479
Run	Time	45Sc	51V	52Cr
		ppb	ppb	ppb
x		81.037%	0.021	0.068
%RSD		1.307	974.400	26.530
Run	Time	53Cl O	55Mn	56Fe
		ppb	ppb	ppb
x		-1.464	0.726	17.560
%RSD		12.390	6.764	7.438
Run	Time	59Co	60Ni	65Cu
		ppb	ppb	ppb
x		0.195	0.234	0.606
%RSD		9.070	28.460	14.490
Run	Time	66Zn	72Ge	75As
		ppb	ppb	ppb
x		-1.934	83.941%	0.044
%RSD		14.340	0.853	241.400
Run	Time	77Ar Cl	78Se	95Mo
		ppb	ppb	ppb
x		-0.005	0.258	199.100
%RSD		411.200	55.090	0.257
Run	Time	105Pd	107Ag	108Mo O
		ppb	ppb	ppb
x		0.000	0.129	8.809
%RSD		0.000	12.540	58.250
Run	Time	111Cd	115In	121Sb
		ppb	ppb	ppb
x		0.152	84.444%	M 200.900
%RSD		8.571	0.772	M 0.934
Run	Time	137Ba	159Tb	165Ho
		ppb	ppb	ppb
x		0.137	0.000	0.000
%RSD		18.640	0.000	0.000
Run	Time	205Tl	208Pb	209Bi
		ppb	ppb	ppb
x		0.338	0.176	97.683%
%RSD		8.029	1.416	0.184

ICV 3/1/2010 08:09:35 QC Status: PASS (Initial: PASS)

User Pre-dilution: 1.000

Run	Time	6Li	9Be	23Na
		ppb	ppb	ppb
x		84.864%	103.646%	T 105.055%
%RSD		0.900	1.190	T 2.223
Run	**Time**	**25Mg**	**27Al**	**35Cl**
		ppb	ppb	ppb
x		104.309%	103.455%	0.000
%RSD		0.422	2.373	0.000
Run	**Time**	**39K**	**43Ca**	**45Sc**
		ppb	ppb	ppb
x		T 101.954%	105.310%	T 80.921%
%RSD		T 0.783	0.423	T 0.803
Run	**Time**	**45Sc**	**51V**	**52Cr**
		ppb	ppb	ppb
x		80.090%	102.153%	104.549%
%RSD		2.294	1.148	1.118
Run	**Time**	**53Cl O**	**55Mn**	**56Fe**
		ppb	ppb	ppb
x		4.900	104.225%	T 100.844%
%RSD		13.110	0.882	T 0.516
Run	**Time**	**59Co**	**60Ni**	**65Cu**
		ppb	ppb	ppb
x		104.280%	105.484%	105.016%
%RSD		0.199	0.762	1.348
Run	**Time**	**66Zn**	**72Ge**	**75As**
		ppb	ppb	ppb
x		102.124%	79.179%	101.397%
%RSD		1.454	0.197	1.357
Run	**Time**	**77Ar Cl**	**78Se**	**95Mo**
		ppb	ppb	ppb
x		-0.142	103.329%	102.448%
%RSD		78.550	2.238	0.668
Run	**Time**	**105Pd**	**107Ag**	**108Mo O**
		ppb	ppb	ppb
x		0.000	105.571%	18.510
%RSD		0.000	0.471	300.300
Run	**Time**	**111Cd**	**115In**	**121Sb**
		ppb	ppb	ppb
x		104.783%	83.245%	101.883%
%RSD		0.871	1.090	0.767
Run	**Time**	**137Ba**	**159Tb**	**165Ho**
		ppb	ppb	ppb
x		102.097%	0.000	0.000
%RSD		0.545	0.000	0.000
Run	**Time**	**205Tl**	**208Pb**	**209Bi**
		ppb	ppb	ppb
x		103.524%	100.863%	89.951%
%RSD		0.473	0.886	0.913

ICB 3/1/2010 08:14:18 QC Status: PASS (Initial: PASS)

User Pre -dilution: 1.000

Run	Time	6Li	9Be	23Na
		ppb	ppb	ppb
x		89.505%	0.006	2.258
%RSD		0.088	109.200	12.970
Run	Time	25Mg	27Al	35Cl
		ppb	ppb	ppb
x		-0.284	-1.830	0.000
%RSD		1571.000	42.890	0.000
Run	Time	39K	43Ca	45Sc
		ppb	ppb	ppb
x		2.961	1.961	T 80.183%
%RSD		57.680	130.500	T 0.435
Run	Time	45Sc	51V	52Cr
		ppb	ppb	ppb
x		80.891%	0.078	0.009
%RSD		1.478	95.530	217.200
Run	Time	53Cl O	55Mn	56Fe
		ppb	ppb	ppb
x		-1.134	0.002	-14.640
%RSD		8.053	693.900	1.581
Run	Time	59Co	60Ni	65Cu
		ppb	ppb	ppb
x		0.002	0.013	-0.012
%RSD		83.850	259.800	969.500
Run	Time	66Zn	72Ge	75As
		ppb	ppb	ppb
x		-0.005	81.053%	0.006
%RSD		1212.000	0.570	1103.000
Run	Time	77Ar Cl	78Se	95Mo
		ppb	ppb	ppb
x		-0.061	-0.123	0.029
%RSD		70.050	84.750	56.860
Run	Time	105Pd	107Ag	108Mo O
		ppb	ppb	ppb
x		0.000	0.002	-0.684
%RSD		0.000	116.000	109.700
Run	Time	111Cd	115In	121Sb
		ppb	ppb	ppb
x		0.001	85.460%	0.045
%RSD		861.400	1.046	39.410
Run	Time	137Ba	159Tb	165Ho
		ppb	ppb	ppb
x		0.004	0.000	0.000
%RSD		828.300	0.000	0.000
Run	Time	205Tl	208Pb	209Bi
		ppb	ppb	ppb
x		0.200	0.014	96.621%
%RSD		10.600	31.620	1.005

CRI 3/1/2010 08:18:49 QC Status: FAIL (Initial: FAIL)

User Pre -dilution: 1.000

Run	Time	6Li	9Be	23Na
		ppb	ppb	ppb
x		87.001%	110.766%	T 103.433%
%RSD		0.934	4.698	T 1.892
Run	**Time**	**25Mg**	**27Al**	**35Cl**
		ppb	ppb	ppb
x		101.960%	91.391%	0.000
%RSD		1.213	3.598	0.000
Run	**Time**	**39K**	**43Ca**	**45Sc**
		ppb	ppb	ppb
x		T 99.690%	105.921%	T 80.869%
%RSD		T 0.486	0.540	T 0.630
Run	**Time**	**45Sc**	**51V**	**52Cr**
		ppb	ppb	ppb
x		81.687%	99.460%	100.272%
%RSD		1.761	2.622	5.717
Run	**Time**	**53Cl O**	**55Mn**	**56Fe**
		ppb	ppb	ppb
x		-0.818	120.260%	77.060%
%RSD		3.748	1.390	5.317
Run	**Time**	**59Co**	**60Ni**	**65Cu**
		ppb	ppb	ppb
x		106.985%	114.386%	123.864%
%RSD		2.749	7.791	7.336
Run	**Time**	**66Zn**	**72Ge**	**75As**
		ppb	ppb	ppb
x		76.614%	80.089%	104.088%
%RSD		10.450	0.337	5.428
Run	**Time**	**77Ar Cl**	**78Se**	**95Mo**
		ppb	ppb	ppb
x		0.045	112.396%	98.526%
%RSD		104.200	10.740	1.114
Run	**Time**	**105Pd**	**107Ag**	**108Mo O**
		ppb	ppb	ppb
x		0.000	113.975%	-0.165
%RSD		0.000	3.976	541.900
Run	**Time**	**111Cd**	**115In**	**121Sb**
		ppb	ppb	ppb
x		115.052%	86.191%	103.594%
%RSD		13.810	1.289	2.035
Run	**Time**	**137Ba**	**159Tb**	**165Ho**
		ppb	ppb	ppb
x		87.321%	0.000	0.000
%RSD		2.476	0.000	0.000
Run	**Time**	**205Tl**	**208Pb**	**209Bi**
		ppb	ppb	ppb
x		109.265%	98.607%	96.980%
%RSD		0.501	1.971	0.555

CRIQ 3/1/2010 08:23:27 QC Status: PASS (Initial: PASS)

User Pre -dilution: 1.000

Run	Time	6Li	9Be	23Na
		ppb	ppb	ppb
x		86.976%	100.734%	T 99.196%
%RSD		0.970	1.265	T 2.244
Run	**Time**	**25Mg**	**27Al**	**35Cl**
		ppb	ppb	ppb
x		102.288%	89.335%	0.000
%RSD		0.752	9.375	0.000
Run	**Time**	**39K**	**43Ca**	**45Sc**
		ppb	ppb	ppb
x		T 96.863%	103.910%	T 78.437%
%RSD		T 0.673	0.351	T 0.819
Run	**Time**	**45Sc**	**51V**	**52Cr**
		ppb	ppb	ppb
x		81.168%	97.234%	96.759%
%RSD		2.464	5.648	6.088
Run	**Time**	**53Cl O**	**55Mn**	**56Fe**
		ppb	ppb	ppb
x		-0.601	106.279%	83.875%
%RSD		48.860	2.881	5.079
Run	**Time**	**59Co**	**60Ni**	**65Cu**
		ppb	ppb	ppb
x		102.030%	106.480%	111.333%
%RSD		2.457	2.924	0.772
Run	**Time**	**66Zn**	**72Ge**	**75As**
		ppb	ppb	ppb
x		98.693%	78.417%	100.348%
%RSD		2.224	0.312	3.781
Run	**Time**	**77Ar Cl**	**78Se**	**95Mo**
		ppb	ppb	ppb
x		-0.037	109.342%	100.776%
%RSD		67.770	9.688	2.043
Run	**Time**	**105Pd**	**107Ag**	**108Mo O**
		ppb	ppb	ppb
x		0.000	106.617%	-4.441
%RSD		0.000	3.387	88.340
Run	**Time**	**111Cd**	**115In**	**121Sb**
		ppb	ppb	ppb
x		96.871%	85.785%	95.349%
%RSD		8.500	1.842	4.460
Run	**Time**	**137Ba**	**159Tb**	**165Ho**
		ppb	ppb	ppb
x		93.232%	0.000	0.000
%RSD		2.627	0.000	0.000
Run	**Time**	**205Tl**	**208Pb**	**209Bi**
		ppb	ppb	ppb
x		98.484%	93.940%	95.687%
%RSD		1.264	1.181	0.712

ICSA 3/1/2010 08:28:00 QC Status: FAIL (Initial: FAIL)

User Pre -dilution: 1.000

Run	Time	6Li	9Be	23Na
		ppb	ppb	ppb
x		77.199%	0.010	T 52080.000
%RSD		1.149	95.230	T 1.815
Run	**Time**	**25Mg**	**27Al**	**35Cl**
		ppb	ppb	ppb
x		52840.000	M 51410.000	0.000
%RSD		0.548	M 0.360	0.000
Run	**Time**	**39K**	**43Ca**	**45Sc**
		ppb	ppb	ppb
x		T 51620.000	54860.000	T 71.151%
%RSD		T 0.344	0.279	T 0.342
Run	**Time**	**45Sc**	**51V**	**52Cr**
		ppb	ppb	ppb
x		73.014%	-0.396	0.507
%RSD		2.297	33.400	7.066
Run	**Time**	**53Cl O**	**55Mn**	**56Fe**
		ppb	ppb	ppb
x		-0.508	2.433	TM 50300.000
%RSD		21.450	6.800	TM 0.524
Run	**Time**	**59Co**	**60Ni**	**65Cu**
		ppb	ppb	ppb
x		0.055	0.421	0.256
%RSD		6.604	30.210	27.020
Run	**Time**	**66Zn**	**72Ge**	**75As**
		ppb	ppb	ppb
x		-2.506	74.800%	0.091
%RSD		2.578	0.143	89.500
Run	**Time**	**77Ar Cl**	**78Se**	**95Mo**
		ppb	ppb	ppb
x		0.116	0.076	M 1015.000
%RSD		30.140	243.000	M 0.549
Run	**Time**	**105Pd**	**107Ag**	**108Mo O**
		ppb	ppb	ppb
x		0.000	0.035	38.750
%RSD		0.000	17.000	7.950
Run	**Time**	**111Cd**	**115In**	**121Sb**
		ppb	ppb	ppb
x		0.027	79.341%	0.135
%RSD		162.000	1.998	23.190
Run	**Time**	**137Ba**	**159Tb**	**165Ho**
		ppb	ppb	ppb
x		0.702	0.000	0.000
%RSD		12.810	0.000	0.000
Run	**Time**	**205Tl**	**208Pb**	**209Bi**
		ppb	ppb	ppb
x		0.071	0.086	88.016%
%RSD		2.080	2.506	1.223

ICSAB 3/1/2010 08:32:34 QC Status: PASS (Initial: FAIL)

User Pre-dilution: 1.000

Run	Time	6Li	9Be	23Na
		ppb	ppb	ppb
x		81.088%	98.589%	T 106.792%
%RSD		0.558	0.616	T 1.874
Run	**Time**	**25Mg**	**27Al**	**35Cl**
		ppb	ppb	ppb
x		105.335%	M 102.610%	0.000
%RSD		1.377	M 1.201	0.000
Run	**Time**	**39K**	**43Ca**	**45Sc**
		ppb	ppb	ppb
x		T 103.246%	108.454%	T 75.015%
%RSD		T 0.156	0.770	T 0.792
Run	**Time**	**45Sc**	**51V**	**52Cr**
		ppb	ppb	ppb
x		74.864%	100.808%	104.032%
%RSD		2.456	1.435	0.836
Run	**Time**	**53Cl O**	**55Mn**	**56Fe**
		ppb	ppb	ppb
x		6.095	110.046%	TM 102.303%
%RSD		3.003	1.565	TM 0.701
Run	**Time**	**59Co**	**60Ni**	**65Cu**
		ppb	ppb	ppb
x		98.622%	103.174%	99.125%
%RSD		1.239	1.077	1.131
Run	**Time**	**66Zn**	**72Ge**	**75As**
		ppb	ppb	ppb
x		99.929%	77.736%	97.456%
%RSD		2.259	0.788	1.437
Run	**Time**	**77Ar Cl**	**78Se**	**95Mo**
		ppb	ppb	ppb
x		-0.272	103.033%	M 1100.000
%RSD		22.830	3.248	M 0.346
Run	**Time**	**105Pd**	**107Ag**	**108Mo O**
		ppb	ppb	ppb
x		0.000	99.879%	75.810
%RSD		0.000	0.520	39.690
Run	**Time**	**111Cd**	**115In**	**121Sb**
		ppb	ppb	ppb
x		101.079%	81.255%	100.358%
%RSD		0.589	1.450	1.196
Run	**Time**	**137Ba**	**159Tb**	**165Ho**
		ppb	ppb	ppb
x		99.849%	0.000	0.000
%RSD		0.944	0.000	0.000
Run	**Time**	**205Tl**	**208Pb**	**209Bi**
		ppb	ppb	ppb
x		102.787%	99.123%	91.914%
%RSD		0.326	0.612	0.982

CCV 3/1/2010 08:37:21 QC Status: PASS (Initial: PASS)

User Pre-dilution: 1.000

Run	Time	6Li	9Be	23Na
		ppb	ppb	ppb
x		86.506%	95.410%	T 99.218%
%RSD		1.004	0.636	T 2.375
Run	**Time**	**25Mg**	**27Al**	**35Cl**
		ppb	ppb	ppb
x		99.461%	99.155%	0.000
%RSD		1.635	0.777	0.000
Run	**Time**	**39K**	**43Ca**	**45Sc**
		ppb	ppb	ppb
x		T 98.375%	101.311%	T 78.700%
%RSD		T 0.633	0.145	T 0.253
Run	**Time**	**45Sc**	**51V**	**52Cr**
		ppb	ppb	ppb
x		79.642%	96.109%	98.520%
%RSD		1.939	0.547	0.254
Run	**Time**	**53Cl O**	**55Mn**	**56Fe**
		ppb	ppb	ppb
x		5.440	101.964%	T 97.167%
%RSD		20.330	1.474	T 1.141
Run	**Time**	**59Co**	**60Ni**	**65Cu**
		ppb	ppb	ppb
x		98.549%	99.639%	99.550%
%RSD		0.884	0.636	0.962
Run	**Time**	**66Zn**	**72Ge**	**75As**
		ppb	ppb	ppb
x		102.109%	77.492%	99.934%
%RSD		1.754	0.210	1.842
Run	**Time**	**77Ar Cl**	**78Se**	**95Mo**
		ppb	ppb	ppb
x		-0.582	101.170%	100.621%
%RSD		32.840	1.632	0.887
Run	**Time**	**105Pd**	**107Ag**	**108Mo O**
		ppb	ppb	ppb
x		0.000	99.772%	94.510
%RSD		0.000	0.890	16.760
Run	**Time**	**111Cd**	**115In**	**121Sb**
		ppb	ppb	ppb
x		100.664%	82.831%	98.388%
%RSD		1.180	0.913	1.264
Run	**Time**	**137Ba**	**159Tb**	**165Ho**
		ppb	ppb	ppb
x		98.223%	0.000	0.000
%RSD		0.587	0.000	0.000
Run	**Time**	**205Tl**	**208Pb**	**209Bi**
		ppb	ppb	ppb
x		99.705%	96.594%	92.920%
%RSD		0.363	0.526	0.882

CCB 3/1/2010 08:42:22 QC Status: PASS (Initial: PASS)

User Pre-dilution: 1.000

Run	Time	6Li	9Be	23Na
		ppb	ppb	ppb
x		88.731%	0.008	3.462
%RSD		0.809	22.270	11.290
Run	**Time**	**25Mg**	**27Al**	**35Cl**
		ppb	ppb	ppb
x		0.573	-1.447	0.000
%RSD		392.300	49.680	0.000
Run	**Time**	**39K**	**43Ca**	**45Sc**
		ppb	ppb	ppb
x		4.118	0.406	T 78.918%
%RSD		24.210	799.500	T 0.296
Run	**Time**	**45Sc**	**51V**	**52Cr**
		ppb	ppb	ppb
x		83.683%	-0.058	0.022
%RSD		1.253	284.600	44.400
Run	**Time**	**53Cl O**	**55Mn**	**56Fe**
		ppb	ppb	ppb
x		-0.688	0.036	-15.720
%RSD		11.210	37.390	1.769
Run	**Time**	**59Co**	**60Ni**	**65Cu**
		ppb	ppb	ppb
x		0.018	0.007	0.037
%RSD		17.960	317.900	132.100
Run	**Time**	**66Zn**	**72Ge**	**75As**
		ppb	ppb	ppb
x		0.252	79.793%	0.146
%RSD		127.600	0.816	51.420
Run	**Time**	**77Ar Cl**	**78Se**	**95Mo**
		ppb	ppb	ppb
x		-0.122	0.007	0.098
%RSD		19.640	1771.000	17.070
Run	**Time**	**105Pd**	**107Ag**	**108Mo O**
		ppb	ppb	ppb
x		0.000	0.006	-0.251
%RSD		0.000	67.380	0.000
Run	**Time**	**111Cd**	**115In**	**121Sb**
		ppb	ppb	ppb
x		0.001	88.081%	0.026
%RSD		541.600	1.493	60.320
Run	**Time**	**137Ba**	**159Tb**	**165Ho**
		ppb	ppb	ppb
x		-0.011	0.000	0.000
%RSD		161.800	0.000	0.000
Run	**Time**	**205Tl**	**208Pb**	**209Bi**
		ppb	ppb	ppb
x		0.219	0.017	102.517%
%RSD		10.800	10.370	0.788

CCV 3 3/1/2010 11:40:31 QC Status: PASS (Initial: PASS)

User Pre-dilution: 1.000

Run	Time	6Li	9Be	23Na
		ppb	ppb	ppb
x		76.864%	95.446%	T 101.118%
%RSD		0.719	0.909	T 1.926
Run	**Time**	**25Mg**	**27Al**	**35Cl**
		ppb	ppb	ppb
x		101.851%	102.147%	0.000
%RSD		1.484	1.383	0.000
Run	**Time**	**39K**	**43Ca**	**45Sc**
		ppb	ppb	ppb
x		T 102.402%	101.240%	T 66.515%
%RSD		T 0.672	0.556	T 0.515
Run	**Time**	**45Sc**	**51V**	**52Cr**
		ppb	ppb	ppb
x		67.819%	99.032%	99.991%
%RSD		2.170	1.817	1.456
Run	**Time**	**53Cl O**	**55Mn**	**56Fe**
		ppb	ppb	ppb
x		5.563	104.477%	T 99.124%
%RSD		17.640	1.538	T 0.378
Run	**Time**	**59Co**	**60Ni**	**65Cu**
		ppb	ppb	ppb
x		100.138%	100.180%	101.457%
%RSD		0.590	0.591	0.701
Run	**Time**	**66Zn**	**72Ge**	**75As**
		ppb	ppb	ppb
x		105.878%	65.680%	101.461%
%RSD		1.393	0.918	1.343
Run	**Time**	**77Ar Cl**	**78Se**	**95Mo**
		ppb	ppb	ppb
x		-0.547	104.598%	100.230%
%RSD		16.190	2.814	0.519
Run	**Time**	**105Pd**	**107Ag**	**108Mo O**
		ppb	ppb	ppb
x		0.000	100.006%	76.620
%RSD		0.000	0.130	49.400
Run	**Time**	**111Cd**	**115In**	**121Sb**
		ppb	ppb	ppb
x		101.697%	74.290%	99.128%
%RSD		0.562	1.649	0.599
Run	**Time**	**137Ba**	**159Tb**	**165Ho**
		ppb	ppb	ppb
x		97.223%	0.000	0.000
%RSD		0.722	0.000	0.000
Run	**Time**	**205Tl**	**208Pb**	**209Bi**
		ppb	ppb	ppb
x		99.656%	96.468%	88.440%
%RSD		0.513	0.453	1.248

CCB 3 3/1/2010 11:45:53 QC Status: PASS (Initial: PASS)

User Pre-dilution: 1.000

Run	Time	6Li	9Be	23Na
		ppb	ppb	ppb
x		80.426%	0.024	19.420
%RSD		0.588	9.912	4.817
Run	Time	25Mg	27Al	35Cl
		ppb	ppb	ppb
x		17.370	-0.991	0.000
%RSD		17.990	76.740	0.000
Run	Time	39K	43Ca	45Sc
		ppb	ppb	ppb
x		14.400	24.320	T 66.293%
%RSD		4.061	19.940	T 0.623
Run	Time	45Sc	51V	52Cr
		ppb	ppb	ppb
x		69.017%	-0.046	0.012
%RSD		1.939	136.800	96.100
Run	Time	53Cl O	55Mn	56Fe
		ppb	ppb	ppb
x		-0.741	0.186	-8.982
%RSD		31.570	6.343	10.730
Run	Time	59Co	60Ni	65Cu
		ppb	ppb	ppb
x		0.038	0.038	0.071
%RSD		61.830	77.850	58.450
Run	Time	66Zn	72Ge	75As
		ppb	ppb	ppb
x		0.014	67.544%	0.058
%RSD		3892.000	0.101	18.820
Run	Time	77Ar Cl	78Se	95Mo
		ppb	ppb	ppb
x		-0.124	-0.034	0.054
%RSD		36.240	231.900	36.190
Run	Time	105Pd	107Ag	108Mo O
		ppb	ppb	ppb
x		0.000	0.023	0.420
%RSD		0.000	21.580	138.400
Run	Time	111Cd	115In	121Sb
		ppb	ppb	ppb
x		0.031	76.865%	0.036
%RSD		62.520	0.637	27.780
Run	Time	137Ba	159Tb	165Ho
		ppb	ppb	ppb
x		0.026	0.000	0.000
%RSD		115.900	0.000	0.000
Run	Time	205Tl	208Pb	209Bi
		ppb	ppb	ppb
x		0.325	0.039	97.121%
%RSD		2.070	5.761	0.329

LV3ML 3/1/2010 11:50:26 QC Status: PASS (Initial: PASS)

User Pre -dilution: 1.000

Run	Time	6Li	9Be	23Na
		ppb	ppb	ppb
x		74.044%	0.004	T 35170.000
%RSD		0.666	131.700	T 1.615
Run	**Time**	**25Mg**	**27Al**	**35Cl**
		ppb	ppb	ppb
x		27820.000	18.670	0.000
%RSD		0.712	19.850	0.000
Run	**Time**	**39K**	**43Ca**	**45Sc**
		ppb	ppb	ppb
x		T 7743.000	93100.000	T 64.849%
%RSD		T 0.513	0.577	T 0.852
Run	**Time**	**45Sc**	**51V**	**52Cr**
		ppb	ppb	ppb
x		66.043%	-0.021	0.113
%RSD		1.414	860.400	16.710
Run	**Time**	**53Cl O**	**55Mn**	**56Fe**
		ppb	ppb	ppb
x		-0.785	177.400	T 8414.000
%RSD		28.160	0.976	T 0.310
Run	**Time**	**59Co**	**60Ni**	**65Cu**
		ppb	ppb	ppb
x		0.298	0.279	0.419
%RSD		6.646	24.300	3.628
Run	**Time**	**66Zn**	**72Ge**	**75As**
		ppb	ppb	ppb
x		1.199	66.145%	65.320
%RSD		20.450	0.313	1.431
Run	**Time**	**77Ar Cl**	**78Se**	**95Mo**
		ppb	ppb	ppb
x		0.168	0.076	2.065
%RSD		17.500	201.700	4.570
Run	**Time**	**105Pd**	**107Ag**	**108Mo O**
		ppb	ppb	ppb
x		0.000	0.001	-0.251
%RSD		0.000	118.500	0.000
Run	**Time**	**111Cd**	**115In**	**121Sb**
		ppb	ppb	ppb
x		-0.006	73.475%	0.030
%RSD		57.650	1.761	74.490
Run	**Time**	**137Ba**	**159Tb**	**165Ho**
		ppb	ppb	ppb
x		M 556.700	0.000	0.000
%RSD		M 0.602	0.000	0.000
Run	**Time**	**205Tl**	**208Pb**	**209Bi**
		ppb	ppb	ppb
x		0.175	0.076	89.109%
%RSD		7.268	3.574	1.084

LV3MP 3/1/2010 11:55:01 QC Status: PASS (Initial: PASS)

User Pre-dilution: 1.000

Run	Time	6Li	9Be	23Na
		ppb	ppb	ppb
x		74.697%	-0.002	T 13450.000
%RSD		0.803	26.250	T 0.860
Run	**Time**	**25Mg**	**27Al**	**35Cl**
		ppb	ppb	ppb
x		31010.000	-1.953	0.000
%RSD		0.326	58.880	0.000
Run	**Time**	**39K**	**43Ca**	**45Sc**
		ppb	ppb	ppb
x		T 1578.000	M 119600.000	T 63.901%
%RSD		T 0.538	M 0.343	T 0.359
Run	**Time**	**45Sc**	**51V**	**52Cr**
		ppb	ppb	ppb
x		64.818%	-0.050	0.089
%RSD		1.490	223.700	27.470
Run	**Time**	**53Cl O**	**55Mn**	**56Fe**
		ppb	ppb	ppb
x		-0.860	M 1429.000	T 17000.000
%RSD		32.820	M 0.866	T 0.202
Run	**Time**	**59Co**	**60Ni**	**65Cu**
		ppb	ppb	ppb
x		0.486	0.819	0.201
%RSD		8.527	3.907	38.530
Run	**Time**	**66Zn**	**72Ge**	**75As**
		ppb	ppb	ppb
x		2.818	66.041%	7.260
%RSD		6.217	0.077	4.582
Run	**Time**	**77Ar Cl**	**78Se**	**95Mo**
		ppb	ppb	ppb
x		0.180	0.105	0.127
%RSD		12.650	137.500	25.210
Run	**Time**	**105Pd**	**107Ag**	**108Mo O**
		ppb	ppb	ppb
x		0.000	-0.001	-0.251
%RSD		0.000	154.800	0.000
Run	**Time**	**111Cd**	**115In**	**121Sb**
		ppb	ppb	ppb
x		0.001	72.572%	0.021
%RSD		1178.000	1.020	36.160
Run	**Time**	**137Ba**	**159Tb**	**165Ho**
		ppb	ppb	ppb
x		110.900	0.000	0.000
%RSD		1.396	0.000	0.000
Run	**Time**	**205Tl**	**208Pb**	**209Bi**
		ppb	ppb	ppb
x		0.098	0.022	89.028%
%RSD		11.040	11.860	0.405

LV3MQ 3/1/2010 11:59:34 QC Status: PASS (Initial: PASS)

User Pre-dilution: 1.000

Run	Time	6Li	9Be	23Na
		ppb	ppb	ppb
x		73.718%	0.000	T 7613.000
%RSD		1.723	9215.000	T 1.866
Run	**Time**	**25Mg**	**27Al**	**35Cl**
		ppb	ppb	ppb
x		16800.000	-0.297	0.000
%RSD		0.798	467.600	0.000
Run	**Time**	**39K**	**43Ca**	**45Sc**
		ppb	ppb	ppb
x		T 10410.000	M 114100.000	T 63.065%
%RSD		T 0.548	M 0.776	T 1.274
Run	**Time**	**45Sc**	**51V**	**52Cr**
		ppb	ppb	ppb
x		65.898%	0.267	0.176
%RSD		2.262	109.700	22.720
Run	**Time**	**53Cl O**	**55Mn**	**56Fe**
		ppb	ppb	ppb
x		-1.429	M 1014.000	T 13220.000
%RSD		21.920	M 0.732	T 0.651
Run	**Time**	**59Co**	**60Ni**	**65Cu**
		ppb	ppb	ppb
x		0.889	2.360	0.419
%RSD		5.088	3.561	45.230
Run	**Time**	**66Zn**	**72Ge**	**75As**
		ppb	ppb	ppb
x		4.013	65.312%	13.770
%RSD		9.567	0.820	3.618
Run	**Time**	**77Ar Cl**	**78Se**	**95Mo**
		ppb	ppb	ppb
x		0.123	-0.029	8.492
%RSD		34.220	240.900	2.961
Run	**Time**	**105Pd**	**107Ag**	**108Mo O**
		ppb	ppb	ppb
x		0.000	0.001	-0.759
%RSD		0.000	189.000	57.960
Run	**Time**	**111Cd**	**115In**	**121Sb**
		ppb	ppb	ppb
x		0.006	73.737%	0.067
%RSD		56.930	1.175	32.180
Run	**Time**	**137Ba**	**159Tb**	**165Ho**
		ppb	ppb	ppb
x		M 669.000	0.000	0.000
%RSD		M 1.422	0.000	0.000
Run	**Time**	**205Tl**	**208Pb**	**209Bi**
		ppb	ppb	ppb
x		0.083	0.055	90.014%
%RSD		3.076	6.049	1.048

LV3MR 3/1/2010 12:04:06 QC Status: PASS (Initial: PASS)

User Pre-dilution: 1.000

Run	Time	6Li	9Be	23Na
		ppb	ppb	ppb
x		73.010%	-0.001	T 26870.000
%RSD		0.088	262.400	T 0.429
Run	**Time**	**25Mg**	**27Al**	**35Cl**
		ppb	ppb	ppb
x		24050.000	-1.390	0.000
%RSD		0.250	115.900	0.000
Run	**Time**	**39K**	**43Ca**	**45Sc**
		ppb	ppb	ppb
x		T 3565.000	M 168700.000	T 65.790%
%RSD		T 0.932	M 0.813	T 0.773
Run	**Time**	**45Sc**	**51V**	**52Cr**
		ppb	ppb	ppb
x		65.205%	-0.287	5.404
%RSD		0.779	41.390	3.456
Run	**Time**	**53Cl O**	**55Mn**	**56Fe**
		ppb	ppb	ppb
x		-0.949	384.700	T 17750.000
%RSD		11.770	1.575	T 0.765
Run	**Time**	**59Co**	**60Ni**	**65Cu**
		ppb	ppb	ppb
x		0.663	6.684	0.501
%RSD		6.215	7.081	12.870
Run	**Time**	**66Zn**	**72Ge**	**75As**
		ppb	ppb	ppb
x		7.529	67.044%	3.479
%RSD		4.646	0.438	1.683
Run	**Time**	**77Ar Cl**	**78Se**	**95Mo**
		ppb	ppb	ppb
x		0.125	-0.031	1.351
%RSD		9.737	426.300	6.314
Run	**Time**	**105Pd**	**107Ag**	**108Mo O**
		ppb	ppb	ppb
x		0.000	-0.000	-0.680
%RSD		0.000	465.400	252.400
Run	**Time**	**111Cd**	**115In**	**121Sb**
		ppb	ppb	ppb
x		0.013	73.810%	0.095
%RSD		87.140	1.583	10.760
Run	**Time**	**137Ba**	**159Tb**	**165Ho**
		ppb	ppb	ppb
x		M 649.700	0.000	0.000
%RSD		M 0.325	0.000	0.000
Run	**Time**	**205Tl**	**208Pb**	**209Bi**
		ppb	ppb	ppb
x		0.064	0.209	88.673%
%RSD		4.651	1.426	0.625

LV3MT 3/1/2010 12:08:46 QC Status: PASS (Initial: PASS)

User Pre-dilution: 1.000

Run	Time	6Li	9Be	23Na
		ppb	ppb	ppb
x		76.341%	0.034	T 16730.000
%RSD		0.422	9.764	T 2.008
Run	**Time**	**25Mg**	**27Al**	**35Cl**
		ppb	ppb	ppb
x		8817.000	257.800	T 0.000
%RSD		2.373	2.816	T 0.000
Run	**Time**	**39K**	**43Ca**	**45Sc**
		ppb	ppb	ppb
x		T 16070.000	42990.000	T 64.950%
%RSD		T 0.436	0.193	T 0.570
Run	**Time**	**45Sc**	**51V**	**52Cr**
		ppb	ppb	ppb
x		65.939%	1.565	-0.106
%RSD		1.988	1.212	86.370
Run	**Time**	**53Cl O**	**55Mn**	**56Fe**
		ppb	ppb	ppb
x		0.839	122.800	T 230.900
%RSD		17.820	0.986	T 1.770
Run	**Time**	**59Co**	**60Ni**	**65Cu**
		ppb	ppb	ppb
x		0.366	2.756	1.370
%RSD		7.711	8.075	3.977
Run	**Time**	**66Zn**	**72Ge**	**75As**
		ppb	ppb	ppb
x		1.308	68.103%	5.318
%RSD		21.020	0.383	1.345
Run	**Time**	**77Ar Cl**	**78Se**	**95Mo**
		ppb	ppb	ppb
x		0.108	0.582	15.970
%RSD		70.520	10.990	1.495
Run	**Time**	**105Pd**	**107Ag**	**108Mo O**
		ppb	ppb	ppb
x		0.000	0.003	0.991
%RSD		0.000	69.940	78.950
Run	**Time**	**111Cd**	**115In**	**121Sb**
		ppb	ppb	ppb
x		0.011	72.835%	0.244
%RSD		51.130	0.310	3.533
Run	**Time**	**137Ba**	**159Tb**	**165Ho**
		ppb	ppb	ppb
x		18.110	0.000	0.000
%RSD		1.088	0.000	0.000
Run	**Time**	**205Tl**	**208Pb**	**209Bi**
		ppb	ppb	ppb
x		0.056	0.189	91.975%
%RSD		7.614	6.734	0.470

LV2D0/10 3/1/2010 12:13:20 QC Status: PASS (Initial: PASS)

User Pre-dilution: 1.000

Run	Time	6Li	9Be	23Na
		ppb	ppb	ppb
x		72.346%	0.653	43.880
%RSD		0.312	2.519	1.455
Run	**Time**	**25Mg**	**27Al**	**35Cl**
		ppb	ppb	ppb
x		1910.000	M 13140.000	0.000
%RSD		5.487	M 0.192	0.000
Run	**Time**	**39K**	**43Ca**	**45Sc**
		ppb	ppb	ppb
x		T 960.400	1161.000	T 61.330%
%RSD		T 0.676	1.673	T 0.657
Run	**Time**	**45Sc**	**51V**	**52Cr**
		ppb	ppb	ppb
x		64.405%	18.210	15.620
%RSD		1.695	4.153	0.693
Run	**Time**	**53Cl O**	**55Mn**	**56Fe**
		ppb	ppb	ppb
x		0.473	124.100	T 17430.000
%RSD		181.200	0.575	T 0.818
Run	**Time**	**59Co**	**60Ni**	**65Cu**
		ppb	ppb	ppb
x		6.273	16.010	15.500
%RSD		1.513	0.990	1.217
Run	**Time**	**66Zn**	**72Ge**	**75As**
		ppb	ppb	ppb
x		55.510	61.996%	10.740
%RSD		1.715	0.098	3.906
Run	**Time**	**77Ar Cl**	**78Se**	**95Mo**
		ppb	ppb	ppb
x		-0.021	1.212	0.947
%RSD		319.300	9.977	4.093
Run	**Time**	**105Pd**	**107Ag**	**108Mo O**
		ppb	ppb	ppb
x		0.000	0.028	-4.560
%RSD		0.000	14.150	103.100
Run	**Time**	**111Cd**	**115In**	**121Sb**
		ppb	ppb	ppb
x		0.099	72.343%	0.067
%RSD		17.720	0.530	12.940
Run	**Time**	**137Ba**	**159Tb**	**165Ho**
		ppb	ppb	ppb
x		60.860	0.000	0.000
%RSD		3.307	0.000	0.000
Run	**Time**	**205Tl**	**208Pb**	**209Bi**
		ppb	ppb	ppb
x		0.171	9.504	94.291%
%RSD		0.156	0.464	1.066

LV2D6/10 3/1/2010 12:17:52 QC Status: PASS (Initial: PASS)

User Pre-dilution: 1.000

Run	Time	6Li	9Be	23Na
		ppb	ppb	ppb
x		74.724%	0.351	32.630
%RSD		0.735	5.382	1.370
Run	**Time**	**25Mg**	**27Al**	**35Cl**
		ppb	ppb	ppb
x		1231.000	M 8027.000	0.000
%RSD		2.214	M 1.884	0.000
Run	**Time**	**39K**	**43Ca**	**45Sc**
		ppb	ppb	ppb
x		415.300	1656.000	T 62.246%
%RSD		0.548	0.232	T 0.713
Run	**Time**	**45Sc**	**51V**	**52Cr**
		ppb	ppb	ppb
x		65.046%	16.090	10.570
%RSD		1.894	1.809	0.214
Run	**Time**	**53Cl O**	**55Mn**	**56Fe**
		ppb	ppb	ppb
x		-0.213	487.500	T 17800.000
%RSD		133.800	1.130	T 0.377
Run	**Time**	**59Co**	**60Ni**	**65Cu**
		ppb	ppb	ppb
x		6.277	9.747	7.802
%RSD		0.942	2.716	1.320
Run	**Time**	**66Zn**	**72Ge**	**75As**
		ppb	ppb	ppb
x		33.700	64.228%	9.552
%RSD		2.015	0.440	1.532
Run	**Time**	**77Ar Cl**	**78Se**	**95Mo**
		ppb	ppb	ppb
x		-0.033	0.414	0.802
%RSD		294.400	85.790	3.765
Run	**Time**	**105Pd**	**107Ag**	**108Mo O**
		ppb	ppb	ppb
x		0.000	0.029	-0.945
%RSD		0.000	29.620	241.300
Run	**Time**	**111Cd**	**115In**	**121Sb**
		ppb	ppb	ppb
x		0.095	73.563%	0.083
%RSD		32.430	1.446	21.150
Run	**Time**	**137Ba**	**159Tb**	**165Ho**
		ppb	ppb	ppb
x		53.380	0.000	0.000
%RSD		1.225	0.000	0.000
Run	**Time**	**205Tl**	**208Pb**	**209Bi**
		ppb	ppb	ppb
x		0.144	10.340	95.268%
%RSD		5.800	0.987	0.995

LV2D7/10 3/1/2010 12:22:23 QC Status: PASS (Initial: PASS)

User Pre-dilution: 1.000

Run	Time	6Li	9Be	23Na
		ppb	ppb	ppb
x		75.575%	0.238	26.480
%RSD		0.652	5.373	1.072
Run	**Time**	**25Mg**	**27Al**	**35Cl**
		ppb	ppb	ppb
x		924.900	M 4541.000	0.000
%RSD		3.312	M 0.943	0.000
Run	**Time**	**39K**	**43Ca**	**45Sc**
		ppb	ppb	ppb
x		446.300	224.900	T 62.920%
%RSD		0.559	2.621	T 0.488
Run	**Time**	**45Sc**	**51V**	**52Cr**
		ppb	ppb	ppb
x		65.653%	7.229	9.219
%RSD		1.000	3.378	1.460
Run	**Time**	**53Cl O**	**55Mn**	**56Fe**
		ppb	ppb	ppb
x		-0.281	65.710	T 10410.000
%RSD		55.660	0.746	T 0.432
Run	**Time**	**59Co**	**60Ni**	**65Cu**
		ppb	ppb	ppb
x		3.469	9.912	7.797
%RSD		0.945	2.934	1.631
Run	**Time**	**66Zn**	**72Ge**	**75As**
		ppb	ppb	ppb
x		21.030	65.103%	6.754
%RSD		0.707	0.510	2.773
Run	**Time**	**77Ar Cl**	**78Se**	**95Mo**
		ppb	ppb	ppb
x		-0.025	0.493	0.988
%RSD		130.700	7.816	8.191
Run	**Time**	**105Pd**	**107Ag**	**108Mo O**
		ppb	ppb	ppb
x		0.000	0.007	-5.491
%RSD		0.000	48.910	59.590
Run	**Time**	**111Cd**	**115In**	**121Sb**
		ppb	ppb	ppb
x		0.015	73.939%	0.056
%RSD		38.240	1.511	38.040
Run	**Time**	**137Ba**	**159Tb**	**165Ho**
		ppb	ppb	ppb
x		25.720	0.000	0.000
%RSD		2.258	0.000	0.000
Run	**Time**	**205Tl**	**208Pb**	**209Bi**
		ppb	ppb	ppb
x		0.103	6.051	94.769%
%RSD		8.014	1.267	0.950

LV2D8/10 3/1/2010 12:26:55 QC Status: PASS (Initial: PASS)

User Pre-dilution: 1.000

Run	Time	6Li	9Be	23Na
		ppb	ppb	ppb
x		76.606%	0.381	30.910
%RSD		0.671	7.338	1.246
Run	**Time**	**25Mg**	**27Al**	**35Cl**
		ppb	ppb	ppb
x		1124.000	M 7653.000	0.000
%RSD		5.429	M 0.280	0.000
Run	**Time**	**39K**	**43Ca**	**45Sc**
		ppb	ppb	ppb
x		344.300	2080.000	T 65.504%
%RSD		0.458	1.660	T 0.542
Run	**Time**	**45Sc**	**51V**	**52Cr**
		ppb	ppb	ppb
x		67.387%	15.710	10.070
%RSD		1.312	2.239	1.543
Run	**Time**	**53Cl O**	**55Mn**	**56Fe**
		ppb	ppb	ppb
x		-0.110	799.100	T 14760.000
%RSD		173.700	0.976	T 0.166
Run	**Time**	**59Co**	**60Ni**	**65Cu**
		ppb	ppb	ppb
x		8.780	8.862	6.629
%RSD		3.256	4.193	6.168
Run	**Time**	**66Zn**	**72Ge**	**75As**
		ppb	ppb	ppb
x		40.210	66.779%	8.033
%RSD		3.903	0.613	1.372
Run	**Time**	**77Ar Cl**	**78Se**	**95Mo**
		ppb	ppb	ppb
x		-0.058	0.616	0.806
%RSD		95.870	31.680	5.013
Run	**Time**	**105Pd**	**107Ag**	**108Mo O**
		ppb	ppb	ppb
x		0.000	0.035	-2.309
%RSD		0.000	19.210	143.400
Run	**Time**	**111Cd**	**115In**	**121Sb**
		ppb	ppb	ppb
x		0.124	74.954%	0.088
%RSD		12.530	1.486	13.590
Run	**Time**	**137Ba**	**159Tb**	**165Ho**
		ppb	ppb	ppb
x		59.810	0.000	0.000
%RSD		0.353	0.000	0.000
Run	**Time**	**205Tl**	**208Pb**	**209Bi**
		ppb	ppb	ppb
x		0.157	13.220	95.542%
%RSD		2.484	1.060	0.969

LV2D9/10 3/1/2010 12:31:26 QC Status: PASS (Initial: PASS)

User Pre-dilution: 1.000

Run	Time	6Li	9Be	23Na
		ppb	ppb	ppb
x		79.319%	0.850	34.360
%RSD		1.199	4.643	1.789
Run	**Time**	**25Mg**	**27Al**	**35Cl**
		ppb	ppb	ppb
x		2028.000	M 6847.000	0.000
%RSD		4.933	M 0.772	0.000
Run	**Time**	**39K**	**43Ca**	**45Sc**
		ppb	ppb	ppb
x		T 848.700	599.600	T 67.974%
%RSD		T 0.678	1.835	T 0.637
Run	**Time**	**45Sc**	**51V**	**52Cr**
		ppb	ppb	ppb
x		69.884%	11.240	15.390
%RSD		1.456	1.640	0.782
Run	**Time**	**53Cl O**	**55Mn**	**56Fe**
		ppb	ppb	ppb
x		0.752	M 1149.000	T 25280.000
%RSD		24.300	M 0.591	T 0.852
Run	**Time**	**59Co**	**60Ni**	**65Cu**
		ppb	ppb	ppb
x		20.780	31.450	17.880
%RSD		1.222	1.200	2.016
Run	**Time**	**66Zn**	**72Ge**	**75As**
		ppb	ppb	ppb
x		74.680	68.933%	12.110
%RSD		1.508	0.487	1.438
Run	**Time**	**77Ar Cl**	**78Se**	**95Mo**
		ppb	ppb	ppb
x		-0.027	1.437	0.774
%RSD		123.900	8.075	6.043
Run	**Time**	**105Pd**	**107Ag**	**108Mo O**
		ppb	ppb	ppb
x		0.000	0.016	-11.110
%RSD		0.000	6.063	25.540
Run	**Time**	**111Cd**	**115In**	**121Sb**
		ppb	ppb	ppb
x		0.079	77.374%	0.068
%RSD		49.460	1.639	32.440
Run	**Time**	**137Ba**	**159Tb**	**165Ho**
		ppb	ppb	ppb
x		68.280	0.000	0.000
%RSD		1.751	0.000	0.000
Run	**Time**	**205Tl**	**208Pb**	**209Bi**
		ppb	ppb	ppb
x		0.164	10.820	96.371%
%RSD		2.201	0.719	1.043

CCV 4 3/1/2010 12:35:58 QC Status: PASS (Initial: PASS)

User Pre -dilution: 1.000

Run	Time	6Li	9Be	23Na
		ppb	ppb	ppb
x		73.044%	95.800%	T 100.404%
%RSD		0.953	0.249	T 1.259
Run	Time	25Mg	27Al	35Cl
		ppb	ppb	ppb
x		102.671%	102.969%	0.000
%RSD		0.344	2.416	0.000
Run	Time	39K	43Ca	45Sc
		ppb	ppb	ppb
x		T 102.580%	101.029%	T 63.294%
%RSD		T 0.285	0.454	T 1.395
Run	Time	45Sc	51V	52Cr
		ppb	ppb	ppb
x		64.984%	97.012%	100.126%
%RSD		2.025	1.460	1.167
Run	Time	53Cl O	55Mn	56Fe
		ppb	ppb	ppb
x		7.078	105.944%	T 98.283%
%RSD		24.430	1.051	T 0.436
Run	Time	59Co	60Ni	65Cu
		ppb	ppb	ppb
x		100.427%	101.808%	101.297%
%RSD		0.375	1.171	0.378
Run	Time	66Zn	72Ge	75As
		ppb	ppb	ppb
x		105.260%	62.274%	102.695%
%RSD		1.177	0.702	2.160
Run	Time	77Ar Cl	78Se	95Mo
		ppb	ppb	ppb
x		-0.418	105.299%	102.035%
%RSD		10.510	0.878	0.727
Run	Time	105Pd	107Ag	108Mo O
		ppb	ppb	ppb
x		0.000	101.359%	138.900
%RSD		0.000	0.185	37.430
Run	Time	111Cd	115In	121Sb
		ppb	ppb	ppb
x		102.365%	70.784%	99.646%
%RSD		1.283	1.811	0.915
Run	Time	137Ba	159Tb	165Ho
		ppb	ppb	ppb
x		98.470%	0.000	0.000
%RSD		0.651	0.000	0.000
Run	Time	205Tl	208Pb	209Bi
		ppb	ppb	ppb
x		99.942%	97.368%	86.275%
%RSD		0.828	0.535	1.191

CCB 4 3/1/2010 12:41:23 QC Status: FAIL (Initial: FAIL)

User Pre-dilution: 1.000

Run	Time	6Li	9Be	23Na
		ppb	ppb	ppb
x		76.884%	0.030	25.180
%RSD		0.976	9.876	2.084
Run	Time	25Mg	27Al	35Cl
		ppb	ppb	ppb
x		26.140	0.613	0.000
%RSD		12.590	267.800	0.000
Run	Time	39K	43Ca	45Sc
		ppb	ppb	ppb
x		18.410	39.890	T 64.573%
%RSD		4.712	10.840	T 1.047
Run	Time	45Sc	51V	52Cr
		ppb	ppb	ppb
x		66.528%	0.138	0.043
%RSD		1.721	56.360	88.790
Run	Time	53Cl O	55Mn	56Fe
		ppb	ppb	ppb
x		-1.030	0.321	-8.987
%RSD		18.790	9.198	4.941
Run	Time	59Co	60Ni	65Cu
		ppb	ppb	ppb
x		0.043	0.054	0.181
%RSD		26.640	90.980	40.230
Run	Time	66Zn	72Ge	75As
		ppb	ppb	ppb
x		0.131	65.734%	0.070
%RSD		78.690	0.744	124.800
Run	Time	77Ar Cl	78Se	95Mo
		ppb	ppb	ppb
x		-0.075	-0.016	0.063
%RSD		65.320	883.400	24.010
Run	Time	105Pd	107Ag	108Mo O
		ppb	ppb	ppb
x		0.000	0.037	-0.760
%RSD		0.000	8.662	58.000
Run	Time	111Cd	115In	121Sb
		ppb	ppb	ppb
x		0.025	74.139%	0.046
%RSD		142.800	0.760	7.424
Run	Time	137Ba	159Tb	165Ho
		ppb	ppb	ppb
x		0.060	0.000	0.000
%RSD		83.450	0.000	0.000
Run	Time	205Tl	208Pb	209Bi
		ppb	ppb	ppb
x		0.329	0.050	94.808%
%RSD		2.517	5.385	0.923

LV2D2 3/1/2010 12:45:55 QC Status: PASS (Initial: PASS)

User Pre-dilution: 1.000

Run	Time	6Li	9Be	23Na
		ppb	ppb	ppb
x		61.301%	8.803	T 1237.000
%RSD		0.141	1.646	T 0.781
Run	**Time**	**25Mg**	**27Al**	**35Cl**
		ppb	ppb	ppb
x		41300.000	M 117100.000	0.000
%RSD		0.590	M 0.453	0.000
Run	**Time**	**39K**	**43Ca**	**45Sc**
		ppb	ppb	ppb
x		T 7729.000	M 196000.000	T 59.546%
%RSD		T 0.503	M 0.244	T 0.742
Run	**Time**	**45Sc**	**51V**	**52Cr**
		ppb	ppb	ppb
x		59.429%	158.700	129.400
%RSD		1.367	0.883	0.298
Run	**Time**	**53Cl O**	**55Mn**	**56Fe**
		ppb	ppb	ppb
x		6.408	TM 5522.000	TM 186200.000
%RSD		18.380	TM 1.758	TM 0.477
Run	**Time**	**59Co**	**60Ni**	**65Cu**
		ppb	ppb	ppb
x		65.010	128.400	165.300
%RSD		0.948	0.644	0.665
Run	**Time**	**66Zn**	**72Ge**	**75As**
		ppb	ppb	ppb
x		M 923.800	58.002%	83.310
%RSD		M 0.796	0.520	1.561
Run	**Time**	**77Ar Cl**	**78Se**	**95Mo**
		ppb	ppb	ppb
x		0.550	8.321	8.239
%RSD		21.480	6.400	2.693
Run	**Time**	**105Pd**	**107Ag**	**108Mo O**
		ppb	ppb	ppb
x		0.000	0.301	-44.180
%RSD		0.000	2.099	36.390
Run	**Time**	**111Cd**	**115In**	**121Sb**
		ppb	ppb	ppb
x		4.754	65.831%	1.702
%RSD		6.549	1.723	1.620
Run	**Time**	**137Ba**	**159Tb**	**165Ho**
		ppb	ppb	ppb
x		M 936.500	0.000	0.000
%RSD		M 0.780	0.000	0.000
Run	**Time**	**205Tl**	**208Pb**	**209Bi**
		ppb	ppb	ppb
x		1.323	TM 387.400	84.237%
%RSD		2.454	TM 0.725	1.053

LV2D5 3/1/2010 12:50:27 QC Status: PASS (Initial: PASS)

User Pre-dilution: 1.000

Run	Time	6Li	9Be	23Na
		ppb	ppb	ppb
x		65.188%	6.457	T 1035.000
%RSD		1.104	1.079	T 1.405
Run	**Time**	**25Mg**	**27Al**	**35Cl**
		ppb	ppb	ppb
x		25010.000	M 57270.000	0.000
%RSD		0.856	M 0.553	0.000
Run	**Time**	**39K**	**43Ca**	**45Sc**
		ppb	ppb	ppb
x		T 5007.000	M 183800.000	T 62.161%
%RSD		T 0.645	M 0.376	T 0.202
Run	**Time**	**45Sc**	**51V**	**52Cr**
		ppb	ppb	ppb
x		60.869%	67.630	86.700
%RSD		1.744	1.025	0.753
Run	**Time**	**53Cl O**	**55Mn**	**56Fe**
		ppb	ppb	ppb
x		3.024	M 4643.000	TM 136700.000
%RSD		45.980	M 0.750	TM 0.797
Run	**Time**	**59Co**	**60Ni**	**65Cu**
		ppb	ppb	ppb
x		41.160	120.900	76.820
%RSD		1.060	0.621	2.089
Run	**Time**	**66Zn**	**72Ge**	**75As**
		ppb	ppb	ppb
x		M 946.700	61.256%	64.040
%RSD		M 0.513	0.395	1.769
Run	**Time**	**77Ar Cl**	**78Se**	**95Mo**
		ppb	ppb	ppb
x		0.497	5.878	12.300
%RSD		17.300	8.435	0.889
Run	**Time**	**105Pd**	**107Ag**	**108Mo O**
		ppb	ppb	ppb
x		0.000	0.133	-26.580
%RSD		0.000	13.110	39.610
Run	**Time**	**111Cd**	**115In**	**121Sb**
		ppb	ppb	ppb
x		1.530	68.854%	1.006
%RSD		8.629	0.677	6.355
Run	**Time**	**137Ba**	**159Tb**	**165Ho**
		ppb	ppb	ppb
x		M 547.700	0.000	0.000
%RSD		M 1.413	0.000	0.000
Run	**Time**	**205Tl**	**208Pb**	**209Bi**
		ppb	ppb	ppb
x		0.848	190.300	85.586%
%RSD		3.075	0.666	1.045

LV2EC/10 3/1/2010 12:55:04 QC Status: PASS (Initial: PASS)

User Pre-dilution: 1.000

Run	Time	6Li	9Be	23Na
		ppb	ppb	ppb
x		80.622%	0.850	37.650
%RSD		0.759	4.495	1.576
Run	**Time**	**25Mg**	**27Al**	**35Cl**
		ppb	ppb	ppb
x		2114.000	M 5851.000	0.000
%RSD		1.007	M 1.405	0.000
Run	**Time**	**39K**	**43Ca**	**45Sc**
		ppb	ppb	ppb
x		T 837.900	511.200	T 74.122%
%RSD		T 0.604	2.071	T 1.238
Run	**Time**	**45Sc**	**51V**	**52Cr**
		ppb	ppb	ppb
x		74.816%	11.330	16.680
%RSD		2.222	3.796	1.843
Run	**Time**	**53Cl O**	**55Mn**	**56Fe**
		ppb	ppb	ppb
x		0.136	M 1035.000	T 28370.000
%RSD		341.100	M 0.837	T 0.298
Run	**Time**	**59Co**	**60Ni**	**65Cu**
		ppb	ppb	ppb
x		14.590	35.800	15.720
%RSD		0.598	2.731	2.120
Run	**Time**	**66Zn**	**72Ge**	**75As**
		ppb	ppb	ppb
x		55.570	74.966%	23.920
%RSD		3.672	0.358	1.775
Run	**Time**	**77Ar Cl**	**78Se**	**95Mo**
		ppb	ppb	ppb
x		-0.032	0.817	0.835
%RSD		286.500	16.330	6.503
Run	**Time**	**105Pd**	**107Ag**	**108Mo O**
		ppb	ppb	ppb
x		0.000	0.025	-5.035
%RSD		0.000	27.950	36.910
Run	**Time**	**111Cd**	**115In**	**121Sb**
		ppb	ppb	ppb
x		0.090	82.841%	0.117
%RSD		41.350	1.014	11.410
Run	**Time**	**137Ba**	**159Tb**	**165Ho**
		ppb	ppb	ppb
x		75.320	0.000	0.000
%RSD		0.865	0.000	0.000
Run	**Time**	**205Tl**	**208Pb**	**209Bi**
		ppb	ppb	ppb
x		0.191	10.880	102.722%
%RSD		0.825	0.974	0.471

LV2EF/10 3/1/2010 12:59:42 QC Status: PASS (Initial: PASS)

User Pre-dilution: 1.000

Run	Time	6Li	9Be	23Na
		ppb	ppb	ppb
x		86.674%	0.416	26.450
%RSD		1.285	6.157	3.287
Run	**Time**	**25Mg**	**27Al**	**35Cl**
		ppb	ppb	ppb
x		1297.000	M 9389.000	0.000
%RSD		1.880	M 1.377	0.000
Run	**Time**	**39K**	**43Ca**	**45Sc**
		ppb	ppb	ppb
x		423.700	567.400	T 78.418%
%RSD		1.015	2.300	T 1.053
Run	**Time**	**45Sc**	**51V**	**52Cr**
		ppb	ppb	ppb
x		77.897%	19.290	10.280
%RSD		2.046	0.830	1.184
Run	**Time**	**53Cl O**	**55Mn**	**56Fe**
		ppb	ppb	ppb
x		0.199	123.900	T 17190.000
%RSD		36.200	1.034	T 0.343
Run	**Time**	**59Co**	**60Ni**	**65Cu**
		ppb	ppb	ppb
x		5.555	9.244	7.486
%RSD		1.748	2.517	0.545
Run	**Time**	**66Zn**	**72Ge**	**75As**
		ppb	ppb	ppb
x		34.190	79.502%	9.313
%RSD		1.630	0.189	2.464
Run	**Time**	**77Ar Cl**	**78Se**	**95Mo**
		ppb	ppb	ppb
x		-0.089	0.561	1.232
%RSD		52.080	15.660	3.465
Run	**Time**	**105Pd**	**107Ag**	**108Mo O**
		ppb	ppb	ppb
x		0.000	0.025	0.276
%RSD		0.000	17.370	445.600
Run	**Time**	**111Cd**	**115In**	**121Sb**
		ppb	ppb	ppb
x		0.017	85.041%	0.060
%RSD		75.950	1.287	20.480
Run	**Time**	**137Ba**	**159Tb**	**165Ho**
		ppb	ppb	ppb
x		41.550	0.000	0.000
%RSD		0.959	0.000	0.000
Run	**Time**	**205Tl**	**208Pb**	**209Bi**
		ppb	ppb	ppb
x		0.160	10.980	103.299%
%RSD		0.713	0.652	0.663

LV2EH/10 3/1/2010 13:04:16 QC Status: PASS (Initial: PASS)

User Pre-dilution: 1.000

Run	Time	6Li	9Be	23Na
		ppb	ppb	ppb
x		88.680%	0.449	43.040
%RSD		0.190	3.227	3.317
Run	**Time**	**25Mg**	**27Al**	**35Cl**
		ppb	ppb	ppb
x		2008.000	M 9571.000	T 0.000
%RSD		3.091	M 1.390	T 0.000
Run	**Time**	**39K**	**43Ca**	**45Sc**
		ppb	ppb	ppb
x		617.900	356.400	T 79.336%
%RSD		0.827	0.740	T 0.590
Run	**Time**	**45Sc**	**51V**	**52Cr**
		ppb	ppb	ppb
x		79.129%	16.010	11.530
%RSD		2.781	2.924	1.674
Run	**Time**	**53Cl O**	**55Mn**	**56Fe**
		ppb	ppb	ppb
x		0.491	133.700	T 19500.000
%RSD		34.190	1.758	T 0.776
Run	**Time**	**59Co**	**60Ni**	**65Cu**
		ppb	ppb	ppb
x		5.764	15.250	15.480
%RSD		1.812	4.707	3.610
Run	**Time**	**66Zn**	**72Ge**	**75As**
		ppb	ppb	ppb
x		51.700	79.731%	12.870
%RSD		0.372	0.505	2.890
Run	**Time**	**77Ar Cl**	**78Se**	**95Mo**
		ppb	ppb	ppb
x		-0.061	0.721	1.022
%RSD		52.630	25.830	4.815
Run	**Time**	**105Pd**	**107Ag**	**108Mo O**
		ppb	ppb	ppb
x		0.000	0.014	-4.666
%RSD		0.000	21.810	147.100
Run	**Time**	**111Cd**	**115In**	**121Sb**
		ppb	ppb	ppb
x		0.019	84.497%	0.102
%RSD		14.080	0.705	10.740
Run	**Time**	**137Ba**	**159Tb**	**165Ho**
		ppb	ppb	ppb
x		44.390	0.000	0.000
%RSD		3.632	0.000	0.000
Run	**Time**	**205Tl**	**208Pb**	**209Bi**
		ppb	ppb	ppb
x		0.154	9.628	102.200%
%RSD		1.847	1.156	0.948

LV2EJ/10 3/1/2010 13:08:53 QC Status: PASS (Initial: PASS)

User Pre-dilution: 1.000

Run	Time	6Li	9Be	23Na
		ppb	ppb	ppb
x		89.979%	0.283	42.350
%RSD		0.184	3.733	2.415
Run	**Time**	**25Mg**	**27Al**	**35Cl**
		ppb	ppb	ppb
x		1617.000	M 10780.000	0.000
%RSD		1.503	M 0.851	0.000
Run	**Time**	**39K**	**43Ca**	**45Sc**
		ppb	ppb	ppb
x		438.400	620.900	T 80.890%
%RSD		0.441	0.574	T 0.329
Run	**Time**	**45Sc**	**51V**	**52Cr**
		ppb	ppb	ppb
x		79.160%	18.970	12.000
%RSD		1.467	1.055	1.581
Run	**Time**	**53Cl O**	**55Mn**	**56Fe**
		ppb	ppb	ppb
x		0.648	59.300	T 15350.000
%RSD		67.980	1.534	T 0.347
Run	**Time**	**59Co**	**60Ni**	**65Cu**
		ppb	ppb	ppb
x		3.448	9.578	10.980
%RSD		0.995	3.878	1.703
Run	**Time**	**66Zn**	**72Ge**	**75As**
		ppb	ppb	ppb
x		47.340	80.225%	5.695
%RSD		1.446	0.298	2.144
Run	**Time**	**77Ar Cl**	**78Se**	**95Mo**
		ppb	ppb	ppb
x		-0.039	0.528	0.297
%RSD		33.020	47.500	15.700
Run	**Time**	**105Pd**	**107Ag**	**108Mo O**
		ppb	ppb	ppb
x		0.000	0.018	-5.348
%RSD		0.000	10.770	42.740
Run	**Time**	**111Cd**	**115In**	**121Sb**
		ppb	ppb	ppb
x		0.039	85.077%	0.101
%RSD		52.390	1.562	20.170
Run	**Time**	**137Ba**	**159Tb**	**165Ho**
		ppb	ppb	ppb
x		46.790	0.000	0.000
%RSD		1.290	0.000	0.000
Run	**Time**	**205Tl**	**208Pb**	**209Bi**
		ppb	ppb	ppb
x		0.159	8.754	101.844%
%RSD		3.958	0.795	0.879

LV2FA/10 3/1/2010 13:13:26 QC Status: PASS (Initial: PASS)

User Pre-dilution: 1.000

Run	Time	6Li	9Be	23Na
		ppb	ppb	ppb
x		90.278%	0.374	40.580
%RSD		1.559	9.272	0.395
Run	**Time**	**25Mg**	**27Al**	**35Cl**
		ppb	ppb	ppb
x		1599.000	M 7835.000	0.000
%RSD		3.924	M 0.538	0.000
Run	**Time**	**39K**	**43Ca**	**45Sc**
		ppb	ppb	ppb
x		513.600	478.200	T 79.057%
%RSD		0.699	4.352	T 0.737
Run	**Time**	**45Sc**	**51V**	**52Cr**
		ppb	ppb	ppb
x		78.475%	12.080	9.432
%RSD		0.529	1.365	0.727
Run	**Time**	**53Cl O**	**55Mn**	**56Fe**
		ppb	ppb	ppb
x		0.149	161.000	T 12430.000
%RSD		177.800	0.623	T 1.058
Run	**Time**	**59Co**	**60Ni**	**65Cu**
		ppb	ppb	ppb
x		5.344	10.850	9.543
%RSD		2.985	4.118	2.967
Run	**Time**	**66Zn**	**72Ge**	**75As**
		ppb	ppb	ppb
x		43.060	79.041%	4.817
%RSD		1.388	0.236	2.447
Run	**Time**	**77Ar Cl**	**78Se**	**95Mo**
		ppb	ppb	ppb
x		-0.061	0.320	0.572
%RSD		77.230	79.320	2.837
Run	**Time**	**105Pd**	**107Ag**	**108Mo O**
		ppb	ppb	ppb
x		0.000	0.043	0.797
%RSD		0.000	10.370	430.800
Run	**Time**	**111Cd**	**115In**	**121Sb**
		ppb	ppb	ppb
x		0.191	84.129%	0.053
%RSD		16.560	1.170	30.970
Run	**Time**	**137Ba**	**159Tb**	**165Ho**
		ppb	ppb	ppb
x		37.690	0.000	0.000
%RSD		0.447	0.000	0.000
Run	**Time**	**205Tl**	**208Pb**	**209Bi**
		ppb	ppb	ppb
x		0.133	9.477	100.535%
%RSD		3.273	1.106	0.430

LV2FD/10 3/1/2010 13:18:00 QC Status: PASS (Initial: PASS)

User Pre-dilution: 1.000

Run	Time	6Li	9Be	23Na
		ppb	ppb	ppb
x		89.558%	0.387	49.930
%RSD		0.347	3.199	2.160
Run	**Time**	**25Mg**	**27Al**	**35Cl**
		ppb	ppb	ppb
x		1423.000	M 7282.000	0.000
%RSD		0.897	M 0.246	0.000
Run	**Time**	**39K**	**43Ca**	**45Sc**
		ppb	ppb	ppb
x		374.200	488.600	T 79.586%
%RSD		0.580	2.095	T 0.521
Run	**Time**	**45Sc**	**51V**	**52Cr**
		ppb	ppb	ppb
x		78.189%	12.080	8.291
%RSD		1.844	1.160	0.764
Run	**Time**	**53Cl O**	**55Mn**	**56Fe**
		ppb	ppb	ppb
x		0.149	163.300	T 11960.000
%RSD		150.800	1.782	T 0.703
Run	**Time**	**59Co**	**60Ni**	**65Cu**
		ppb	ppb	ppb
x		5.856	9.555	8.459
%RSD		3.251	2.645	0.820
Run	**Time**	**66Zn**	**72Ge**	**75As**
		ppb	ppb	ppb
x		37.410	79.300%	4.606
%RSD		3.101	0.255	0.881
Run	**Time**	**77Ar Cl**	**78Se**	**95Mo**
		ppb	ppb	ppb
x		-0.011	0.489	0.635
%RSD		191.800	30.530	11.690
Run	**Time**	**105Pd**	**107Ag**	**108Mo O**
		ppb	ppb	ppb
x		0.000	0.023	-2.433
%RSD		0.000	1.692	48.990
Run	**Time**	**111Cd**	**115In**	**121Sb**
		ppb	ppb	ppb
x		0.153	83.378%	0.087
%RSD		22.440	0.907	22.230
Run	**Time**	**137Ba**	**159Tb**	**165Ho**
		ppb	ppb	ppb
x		44.190	0.000	0.000
%RSD		0.671	0.000	0.000
Run	**Time**	**205Tl**	**208Pb**	**209Bi**
		ppb	ppb	ppb
x		0.134	9.004	100.583%
%RSD		2.352	1.511	0.331

LV2FG/10 3/1/2010 13:22:33 QC Status: PASS (Initial: PASS)

User Pre-dilution: 1.000

Run	Time	6Li	9Be	23Na
		ppb	ppb	ppb
x		90.775%	0.352	219.200
%RSD		1.167	4.603	1.683
Run	**Time**	**25Mg**	**27Al**	**35Cl**
		ppb	ppb	ppb
x		2273.000	M 10200.000	T 0.000
%RSD		3.180	M 0.238	T 0.000
Run	**Time**	**39K**	**43Ca**	**45Sc**
		ppb	ppb	ppb
x		T 642.000	411.900	T 79.876%
%RSD		T 5.630	1.252	T 0.429
Run	**Time**	**45Sc**	**51V**	**52Cr**
		ppb	ppb	ppb
x		79.412%	16.050	14.030
%RSD		1.342	2.429	0.878
Run	**Time**	**53Cl O**	**55Mn**	**56Fe**
		ppb	ppb	ppb
x		0.662	159.700	T 19350.000
%RSD		60.310	2.077	T 0.400
Run	**Time**	**59Co**	**60Ni**	**65Cu**
		ppb	ppb	ppb
x		5.953	14.810	14.470
%RSD		1.419	3.386	1.845
Run	**Time**	**66Zn**	**72Ge**	**75As**
		ppb	ppb	ppb
x		53.620	80.069%	10.080
%RSD		1.205	0.402	0.869
Run	**Time**	**77Ar Cl**	**78Se**	**95Mo**
		ppb	ppb	ppb
x		-0.036	0.455	0.982
%RSD		132.500	27.400	4.988
Run	**Time**	**105Pd**	**107Ag**	**108Mo O**
		ppb	ppb	ppb
x		0.000	0.073	-6.151
%RSD		0.000	0.681	33.320
Run	**Time**	**111Cd**	**115In**	**121Sb**
		ppb	ppb	ppb
x		0.069	84.415%	0.480
%RSD		9.642	1.157	2.638
Run	**Time**	**137Ba**	**159Tb**	**165Ho**
		ppb	ppb	ppb
x		34.860	0.000	0.000
%RSD		0.766	0.000	0.000
Run	**Time**	**205Tl**	**208Pb**	**209Bi**
		ppb	ppb	ppb
x		0.149	12.730	100.776%
%RSD		2.588	0.820	1.096

LV2FH/10 3/1/2010 13:27:04 QC Status: PASS (Initial: PASS)

User Pre-dilution: 1.000

Run	Time	6Li	9Be	23Na
		ppb	ppb	ppb
x		90.345%	0.422	39.390
%RSD		0.479	3.136	2.293
Run	**Time**	**25Mg**	**27Al**	**35Cl**
		ppb	ppb	ppb
x		1646.000	M 6995.000	0.000
%RSD		2.939	M 0.680	0.000
Run	**Time**	**39K**	**43Ca**	**45Sc**
		ppb	ppb	ppb
x		490.400	1202.000	T 79.169%
%RSD		0.634	1.862	T 0.198
Run	**Time**	**45Sc**	**51V**	**52Cr**
		ppb	ppb	ppb
x		78.079%	10.910	9.317
%RSD		1.567	2.094	0.880
Run	**Time**	**53Cl O**	**55Mn**	**56Fe**
		ppb	ppb	ppb
x		0.066	153.200	T 14760.000
%RSD		141.000	1.378	T 0.375
Run	**Time**	**59Co**	**60Ni**	**65Cu**
		ppb	ppb	ppb
x		8.756	14.270	16.460
%RSD		2.068	2.659	1.024
Run	**Time**	**66Zn**	**72Ge**	**75As**
		ppb	ppb	ppb
x		45.860	78.880%	9.688
%RSD		3.446	0.201	3.807
Run	**Time**	**77Ar Cl**	**78Se**	**95Mo**
		ppb	ppb	ppb
x		-0.053	0.670	0.783
%RSD		162.300	27.860	11.680
Run	**Time**	**105Pd**	**107Ag**	**108Mo O**
		ppb	ppb	ppb
x		0.000	0.015	-2.811
%RSD		0.000	11.160	86.490
Run	**Time**	**111Cd**	**115In**	**121Sb**
		ppb	ppb	ppb
x		0.097	83.221%	0.045
%RSD		24.500	1.347	24.760
Run	**Time**	**137Ba**	**159Tb**	**165Ho**
		ppb	ppb	ppb
x		30.470	0.000	0.000
%RSD		1.225	0.000	0.000
Run	**Time**	**205Tl**	**208Pb**	**209Bi**
		ppb	ppb	ppb
x		0.106	9.595	99.322%
%RSD		1.989	0.445	0.908

CCV 5 3/1/2010 13:31:36 QC Status: PASS (Initial: PASS)

User Pre -dilution: 1.000

Run	Time	6Li	9Be	23Na
		ppb	ppb	ppb
x		71.684%	98.905%	T 99.185%
%RSD		0.527	1.087	T 1.327
Run	Time	25Mg	27Al	35Cl
		ppb	ppb	ppb
x		100.963%	103.583%	0.000
%RSD		0.632	1.654	0.000
Run	Time	39K	43Ca	45Sc
		ppb	ppb	ppb
x		T 103.141%	100.083%	T 64.194%
%RSD		T 0.509	0.653	T 1.009
Run	Time	45Sc	51V	52Cr
		ppb	ppb	ppb
x		66.740%	98.591%	100.139%
%RSD		1.919	0.960	0.622
Run	Time	53Cl O	55Mn	56Fe
		ppb	ppb	ppb
x		5.174	105.948%	T 97.242%
%RSD		15.930	1.769	T 0.651
Run	Time	59Co	60Ni	65Cu
		ppb	ppb	ppb
x		100.625%	101.457%	102.023%
%RSD		0.683	0.523	1.735
Run	Time	66Zn	72Ge	75As
		ppb	ppb	ppb
x		106.128%	62.578%	105.207%
%RSD		1.295	1.108	2.779
Run	Time	77Ar Cl	78Se	95Mo
		ppb	ppb	ppb
x		-0.490	106.373%	103.615%
%RSD		31.950	1.296	1.329
Run	Time	105Pd	107Ag	108Mo O
		ppb	ppb	ppb
x		0.000	101.422%	51.270
%RSD		0.000	0.775	105.100
Run	Time	111Cd	115In	121Sb
		ppb	ppb	ppb
x		102.815%	71.669%	100.307%
%RSD		0.687	1.795	0.506
Run	Time	137Ba	159Tb	165Ho
		ppb	ppb	ppb
x		99.011%	0.000	0.000
%RSD		1.384	0.000	0.000
Run	Time	205Tl	208Pb	209Bi
		ppb	ppb	ppb
x		99.574%	97.524%	86.103%
%RSD		0.682	0.813	1.211

CCB 5 3/1/2010 13:37:12 QC Status: FAIL (Initial: FAIL)

User Pre-dilution: 1.000

Run	Time	6Li	9Be	23Na
		ppb	ppb	ppb
x		78.043%	0.030	29.410
%RSD		0.558	61.220	2.386
Run	Time	25Mg	27Al	35Cl
		ppb	ppb	ppb
x		25.900	0.362	0.000
%RSD		29.870	373.600	0.000
Run	Time	39K	43Ca	45Sc
		ppb	ppb	ppb
x		21.750	41.930	T 65.390%
%RSD		2.190	7.880	T 0.713
Run	Time	45Sc	51V	52Cr
		ppb	ppb	ppb
x		67.022%	-0.190	0.048
%RSD		1.697	55.950	68.120
Run	Time	53Cl O	55Mn	56Fe
		ppb	ppb	ppb
x		-0.749	0.387	-4.112
%RSD		19.480	8.012	12.020
Run	Time	59Co	60Ni	65Cu
		ppb	ppb	ppb
x		0.058	0.043	0.135
%RSD		5.912	137.400	43.000
Run	Time	66Zn	72Ge	75As
		ppb	ppb	ppb
x		-0.270	66.571%	0.083
%RSD		37.820	0.567	92.410
Run	Time	77Ar Cl	78Se	95Mo
		ppb	ppb	ppb
x		-0.132	0.009	0.082
%RSD		22.430	1233.000	8.726
Run	Time	105Pd	107Ag	108Mo O
		ppb	ppb	ppb
x		0.000	0.051	-0.319
%RSD		0.000	7.134	209.500
Run	Time	111Cd	115In	121Sb
		ppb	ppb	ppb
x		0.029	74.248%	0.044
%RSD		30.930	1.178	34.100
Run	Time	137Ba	159Tb	165Ho
		ppb	ppb	ppb
x		0.086	0.000	0.000
%RSD		73.960	0.000	0.000
Run	Time	205Tl	208Pb	209Bi
		ppb	ppb	ppb
x		0.334	0.055	94.832%
%RSD		8.788	3.175	0.635

LV2FK/10 3/1/2010 13:41:50 QC Status: PASS (Initial: PASS)

User Pre-dilution: 1.000

Run	Time	6Li	9Be	23Na
		ppb	ppb	ppb
x		73.717%	0.291	35.410
%RSD		0.329	8.604	3.921
Run	**Time**	**25Mg**	**27Al**	**35Cl**
		ppb	ppb	ppb
x		1335.000	M 8155.000	0.000
%RSD		2.340	M 1.483	0.000
Run	**Time**	**39K**	**43Ca**	**45Sc**
		ppb	ppb	ppb
x		509.500	215.300	T 62.770%
%RSD		0.407	0.380	T 0.708
Run	**Time**	**45Sc**	**51V**	**52Cr**
		ppb	ppb	ppb
x		65.350%	12.800	8.809
%RSD		2.718	2.084	1.822
Run	**Time**	**53Cl O**	**55Mn**	**56Fe**
		ppb	ppb	ppb
x		-0.974	446.400	T 11660.000
%RSD		46.650	2.142	T 0.770
Run	**Time**	**59Co**	**60Ni**	**65Cu**
		ppb	ppb	ppb
x		6.077	8.198	4.160
%RSD		1.965	2.369	4.277
Run	**Time**	**66Zn**	**72Ge**	**75As**
		ppb	ppb	ppb
x		43.830	64.151%	5.514
%RSD		0.297	0.381	5.211
Run	**Time**	**77Ar Cl**	**78Se**	**95Mo**
		ppb	ppb	ppb
x		-0.043	0.456	0.714
%RSD		198.100	23.510	15.900
Run	**Time**	**105Pd**	**107Ag**	**108Mo O**
		ppb	ppb	ppb
x		0.000	0.032	-0.819
%RSD		0.000	44.570	224.300
Run	**Time**	**111Cd**	**115In**	**121Sb**
		ppb	ppb	ppb
x		0.079	73.736%	0.055
%RSD		42.440	1.450	5.230
Run	**Time**	**137Ba**	**159Tb**	**165Ho**
		ppb	ppb	ppb
x		46.470	0.000	0.000
%RSD		2.337	0.000	0.000
Run	**Time**	**205Tl**	**208Pb**	**209Bi**
		ppb	ppb	ppb
x		0.269	10.350	93.655%
%RSD		2.688	0.800	1.125

LV2FM/10 3/1/2010 13:46:22 QC Status: PASS (Initial: PASS)

User Pre-dilution: 1.000

Run	Time	6Li	9Be	23Na
		ppb	ppb	ppb
x		78.821%	0.343	31.420
%RSD		0.161	9.000	3.377
Run	**Time**	**25Mg**	**27Al**	**35Cl**
		ppb	ppb	ppb
x		1719.000	M 9379.000	0.000
%RSD		2.992	M 0.962	0.000
Run	**Time**	**39K**	**43Ca**	**45Sc**
		ppb	ppb	ppb
x		T 856.200	728.600	T 70.359%
%RSD		T 1.111	0.299	T 0.516
Run	**Time**	**45Sc**	**51V**	**52Cr**
		ppb	ppb	ppb
x		73.263%	15.650	11.180
%RSD		1.876	3.107	1.887
Run	**Time**	**53Cl O**	**55Mn**	**56Fe**
		ppb	ppb	ppb
x		-0.082	377.200	T 16850.000
%RSD		1053.000	1.958	T 0.395
Run	**Time**	**59Co**	**60Ni**	**65Cu**
		ppb	ppb	ppb
x		6.060	10.370	9.620
%RSD		2.721	5.648	1.693
Run	**Time**	**66Zn**	**72Ge**	**75As**
		ppb	ppb	ppb
x		47.990	71.155%	9.624
%RSD		1.190	0.515	4.054
Run	**Time**	**77Ar Cl**	**78Se**	**95Mo**
		ppb	ppb	ppb
x		-0.048	0.649	1.001
%RSD		23.250	20.750	9.396
Run	**Time**	**105Pd**	**107Ag**	**108Mo O**
		ppb	ppb	ppb
x		0.000	0.032	-0.158
%RSD		0.000	10.430	1714.000
Run	**Time**	**111Cd**	**115In**	**121Sb**
		ppb	ppb	ppb
x		0.110	80.354%	0.079
%RSD		20.120	1.640	14.440
Run	**Time**	**137Ba**	**159Tb**	**165Ho**
		ppb	ppb	ppb
x		35.220	0.000	0.000
%RSD		1.800	0.000	0.000
Run	**Time**	**205Tl**	**208Pb**	**209Bi**
		ppb	ppb	ppb
x		0.198	13.320	97.904%
%RSD		7.241	0.691	0.758

LV2FP/10 3/1/2010 13:50:54 QC Status: PASS (Initial: PASS)

User Pre-dilution: 1.000

Run	Time	6Li	9Be	23Na
		ppb	ppb	ppb
x		84.290%	0.277	30.370
%RSD		0.724	7.112	2.333
Run	**Time**	**25Mg**	**27Al**	**35Cl**
		ppb	ppb	ppb
x		1330.000	M 6798.000	0.000
%RSD		2.987	M 0.695	0.000
Run	**Time**	**39K**	**43Ca**	**45Sc**
		ppb	ppb	ppb
x		563.400	514.200	T 74.123%
%RSD		0.340	1.859	T 0.514
Run	**Time**	**45Sc**	**51V**	**52Cr**
		ppb	ppb	ppb
x		74.172%	12.220	8.678
%RSD		1.232	2.573	1.330
Run	**Time**	**53Cl O**	**55Mn**	**56Fe**
		ppb	ppb	ppb
x		0.879	245.500	T 11550.000
%RSD		33.940	1.378	T 0.486
Run	**Time**	**59Co**	**60Ni**	**65Cu**
		ppb	ppb	ppb
x		4.700	8.821	7.384
%RSD		0.437	0.427	0.958
Run	**Time**	**66Zn**	**72Ge**	**75As**
		ppb	ppb	ppb
x		43.450	75.293%	6.216
%RSD		1.945	0.421	0.577
Run	**Time**	**77Ar Cl**	**78Se**	**95Mo**
		ppb	ppb	ppb
x		-0.025	0.385	1.080
%RSD		355.700	51.160	4.025
Run	**Time**	**105Pd**	**107Ag**	**108Mo O**
		ppb	ppb	ppb
x		0.000	0.047	1.571
%RSD		0.000	6.157	126.500
Run	**Time**	**111Cd**	**115In**	**121Sb**
		ppb	ppb	ppb
x		0.100	80.893%	0.057
%RSD		21.360	1.673	27.190
Run	**Time**	**137Ba**	**159Tb**	**165Ho**
		ppb	ppb	ppb
x		40.880	0.000	0.000
%RSD		1.184	0.000	0.000
Run	**Time**	**205Tl**	**208Pb**	**209Bi**
		ppb	ppb	ppb
x		0.170	22.710	98.322%
%RSD		1.537	0.954	0.374

LV2FQ/10 3/1/2010 13:55:29 QC Status: PASS (Initial: PASS)

User Pre-dilution: 1.000

Run	Time	6Li	9Be	23Na
		ppb	ppb	ppb
x		84.688%	0.216	28.830
%RSD		0.346	5.346	2.961
Run	**Time**	**25Mg**	**27Al**	**35Cl**
		ppb	ppb	ppb
x		1329.000	M 4413.000	0.000
%RSD		3.675	M 1.300	0.000
Run	**Time**	**39K**	**43Ca**	**45Sc**
		ppb	ppb	ppb
x		364.400	918.800	T 74.261%
%RSD		0.167	1.674	T 0.144
Run	**Time**	**45Sc**	**51V**	**52Cr**
		ppb	ppb	ppb
x		74.386%	7.187	7.879
%RSD		1.592	4.649	1.919
Run	**Time**	**53Cl O**	**55Mn**	**56Fe**
		ppb	ppb	ppb
x		0.095	170.200	T 10070.000
%RSD		129.500	1.980	T 0.736
Run	**Time**	**59Co**	**60Ni**	**65Cu**
		ppb	ppb	ppb
x		4.343	10.110	9.099
%RSD		2.619	1.983	1.026
Run	**Time**	**66Zn**	**72Ge**	**75As**
		ppb	ppb	ppb
x		32.120	76.709%	5.332
%RSD		0.696	0.471	4.510
Run	**Time**	**77Ar Cl**	**78Se**	**95Mo**
		ppb	ppb	ppb
x		-0.092	0.375	0.467
%RSD		60.220	46.540	9.970
Run	**Time**	**105Pd**	**107Ag**	**108Mo O**
		ppb	ppb	ppb
x		0.000	0.034	0.238
%RSD		0.000	19.080	1660.000
Run	**Time**	**111Cd**	**115In**	**121Sb**
		ppb	ppb	ppb
x		0.071	80.569%	0.128
%RSD		34.790	0.925	10.180
Run	**Time**	**137Ba**	**159Tb**	**165Ho**
		ppb	ppb	ppb
x		25.550	0.000	0.000
%RSD		1.075	0.000	0.000
Run	**Time**	**205Tl**	**208Pb**	**209Bi**
		ppb	ppb	ppb
x		0.109	6.344	97.358%
%RSD		4.445	1.052	0.302

LV2FQS/10 3/1/2010 14:00:01 QC Status: PASS (Initial: PASS)

User Pre-dilution: 1.000

Run	Time	6Li	9Be	23Na
		ppb	ppb	ppb
x		84.676%	9.724	T 1003.000
%RSD		0.782	1.943	T 1.371
Run	**Time**	**25Mg**	**27Al**	**35Cl**
		ppb	ppb	ppb
x		2523.000	M 6332.000	0.000
%RSD		2.762	M 0.763	0.000
Run	**Time**	**39K**	**43Ca**	**45Sc**
		ppb	ppb	ppb
x		T 1434.000	2142.000	T 75.997%
%RSD		T 0.960	1.892	T 0.239
Run	**Time**	**45Sc**	**51V**	**52Cr**
		ppb	ppb	ppb
x		75.665%	16.330	17.780
%RSD		1.807	1.689	1.345
Run	**Time**	**53Cl O**	**55Mn**	**56Fe**
		ppb	ppb	ppb
x		1.357	158.600	T 11390.000
%RSD		16.300	2.076	T 0.582
Run	**Time**	**59Co**	**60Ni**	**65Cu**
		ppb	ppb	ppb
x		13.530	19.930	18.500
%RSD		0.648	1.734	1.928
Run	**Time**	**66Zn**	**72Ge**	**75As**
		ppb	ppb	ppb
x		44.060	76.124%	14.350
%RSD		1.136	0.492	1.756
Run	**Time**	**77Ar Cl**	**78Se**	**95Mo**
		ppb	ppb	ppb
x		-0.061	9.548	8.718
%RSD		123.700	4.277	0.870
Run	**Time**	**105Pd**	**107Ag**	**108Mo O**
		ppb	ppb	ppb
x		0.000	9.524	0.953
%RSD		0.000	1.063	937.200
Run	**Time**	**111Cd**	**115In**	**121Sb**
		ppb	ppb	ppb
x		9.308	81.546%	3.439
%RSD		1.815	1.518	4.163
Run	**Time**	**137Ba**	**159Tb**	**165Ho**
		ppb	ppb	ppb
x		30.460	0.000	0.000
%RSD		0.412	0.000	0.000
Run	**Time**	**205Tl**	**208Pb**	**209Bi**
		ppb	ppb	ppb
x		8.714	14.640	97.356%
%RSD		0.409	0.303	1.214

LV2FQD/10 3/1/2010 14:04:34 QC Status: PASS (Initial: PASS)

User Pre-dilution: 1.000

Run	Time	6Li	9Be	23Na
		ppb	ppb	ppb
x		86.017%	9.635	T 989.300
%RSD		0.900	0.463	T 1.500
Run	**Time**	**25Mg**	**27Al**	**35Cl**
		ppb	ppb	ppb
x		2709.000	M 7146.000	0.000
%RSD		1.887	M 1.194	0.000
Run	**Time**	**39K**	**43Ca**	**45Sc**
		ppb	ppb	ppb
x		T 1586.000	2528.000	T 76.611%
%RSD		T 0.598	0.656	T 0.740
Run	**Time**	**45Sc**	**51V**	**52Cr**
		ppb	ppb	ppb
x		76.940%	19.190	18.690
%RSD		1.755	2.444	0.525
Run	**Time**	**53Cl O**	**55Mn**	**56Fe**
		ppb	ppb	ppb
x		0.687	198.900	T 14560.000
%RSD		65.870	0.904	T 0.180
Run	**Time**	**59Co**	**60Ni**	**65Cu**
		ppb	ppb	ppb
x		14.520	21.680	19.390
%RSD		1.454	0.437	0.542
Run	**Time**	**66Zn**	**72Ge**	**75As**
		ppb	ppb	ppb
x		45.240	77.179%	17.530
%RSD		2.546	0.300	3.037
Run	**Time**	**77Ar Cl**	**78Se**	**95Mo**
		ppb	ppb	ppb
x		-0.072	10.080	8.864
%RSD		73.790	9.143	1.617
Run	**Time**	**105Pd**	**107Ag**	**108Mo O**
		ppb	ppb	ppb
x		0.000	9.535	-7.865
%RSD		0.000	2.063	81.720
Run	**Time**	**111Cd**	**115In**	**121Sb**
		ppb	ppb	ppb
x		9.526	81.820%	3.118
%RSD		1.705	1.507	4.020
Run	**Time**	**137Ba**	**159Tb**	**165Ho**
		ppb	ppb	ppb
x		35.910	0.000	0.000
%RSD		0.375	0.000	0.000
Run	**Time**	**205Tl**	**208Pb**	**209Bi**
		ppb	ppb	ppb
x		8.777	16.870	97.290%
%RSD		0.699	0.846	1.057

CCV 6 3/1/2010 14:09:09 QC Status: PASS (Initial: PASS)

User Pre-dilution: 1.000

Run	Time	6Li	9Be	23Na
		ppb	ppb	ppb
x		72.375%	97.697%	T 98.988%
%RSD		1.379	1.056	T 1.155
Run	**Time**	**25Mg**	**27Al**	**35Cl**
		ppb	ppb	ppb
x		101.149%	102.239%	0.000
%RSD		0.739	2.309	0.000
Run	**Time**	**39K**	**43Ca**	**45Sc**
		ppb	ppb	ppb
x		T 102.404%	99.873%	T 63.803%
%RSD		T 0.537	0.186	T 0.784
Run	**Time**	**45Sc**	**51V**	**52Cr**
		ppb	ppb	ppb
x		66.519%	98.547%	100.131%
%RSD		1.956	0.992	0.375
Run	**Time**	**53Cl O**	**55Mn**	**56Fe**
		ppb	ppb	ppb
x		5.551	107.303%	T 96.535%
%RSD		22.850	2.110	T 0.453
Run	**Time**	**59Co**	**60Ni**	**65Cu**
		ppb	ppb	ppb
x		101.425%	101.718%	101.945%
%RSD		0.390	0.569	0.266
Run	**Time**	**66Zn**	**72Ge**	**75As**
		ppb	ppb	ppb
x		106.605%	62.695%	105.714%
%RSD		2.071	0.849	1.642
Run	**Time**	**77Ar Cl**	**78Se**	**95Mo**
		ppb	ppb	ppb
x		-0.708	106.911%	103.025%
%RSD		21.350	2.107	0.653
Run	**Time**	**105Pd**	**107Ag**	**108Mo O**
		ppb	ppb	ppb
x		0.000	100.992%	135.700
%RSD		0.000	0.288	24.910
Run	**Time**	**111Cd**	**115In**	**121Sb**
		ppb	ppb	ppb
x		102.130%	71.750%	99.994%
%RSD		0.356	1.705	0.330
Run	**Time**	**137Ba**	**159Tb**	**165Ho**
		ppb	ppb	ppb
x		98.886%	0.000	0.000
%RSD		1.255	0.000	0.000
Run	**Time**	**205Tl**	**208Pb**	**209Bi**
		ppb	ppb	ppb
x		100.279%	97.616%	85.264%
%RSD		1.169	0.705	0.971

CCB 6 3/1/2010 14:14:45 QC Status: FAIL (Initial: FAIL)

User Pre-dilution: 1.000

Run	Time	6Li	9Be	23Na
		ppb	ppb	ppb
x		76.154%	0.047	35.280
%RSD		1.258	5.772	1.492
Run	Time	25Mg	27Al	35Cl
		ppb	ppb	ppb
x		33.620	-0.310	0.000
%RSD		38.010	670.200	0.000
Run	Time	39K	43Ca	45Sc
		ppb	ppb	ppb
x		26.770	50.010	T 65.825%
%RSD		1.144	17.400	T 1.064
Run	Time	45Sc	51V	52Cr
		ppb	ppb	ppb
x		67.212%	-0.185	0.073
%RSD		1.371	43.420	62.090
Run	Time	53Cl O	55Mn	56Fe
		ppb	ppb	ppb
x		-0.606	0.433	-2.009
%RSD		2.462	16.370	57.830
Run	Time	59Co	60Ni	65Cu
		ppb	ppb	ppb
x		0.073	0.080	0.145
%RSD		22.860	53.870	54.840
Run	Time	66Zn	72Ge	75As
		ppb	ppb	ppb
x		0.069	66.852%	0.108
%RSD		679.300	1.166	54.770
Run	Time	77Ar Cl	78Se	95Mo
		ppb	ppb	ppb
x		-0.075	0.049	0.104
%RSD		83.280	190.900	24.490
Run	Time	105Pd	107Ag	108Mo O
		ppb	ppb	ppb
x		0.000	0.054	-0.567
%RSD		0.000	19.000	181.800
Run	Time	111Cd	115In	121Sb
		ppb	ppb	ppb
x		0.052	74.897%	0.055
%RSD		37.640	0.811	12.240
Run	Time	137Ba	159Tb	165Ho
		ppb	ppb	ppb
x		0.077	0.000	0.000
%RSD		33.180	0.000	0.000
Run	Time	205Tl	208Pb	209Bi
		ppb	ppb	ppb
x		0.373	0.070	93.457%
%RSD		10.840	3.218	0.501

TestAmerica
THE LEADER IN ENVIRONMENTAL TESTING

MISCELLANEOUS DATA

North Canton

Metals Internal Chain of Custody

Date Prepared: 02/25/10 **Prep Analyst:** Lisa Mcgall

Laboratory Sample ID			Lab ID	Method	Analysis Date	Analyst	Instrument
A0B240490	1		LV2DH	SW846 6020	02/26/10	Karen Counts	I8
A0B240490	1	S	LV2DH	SW846 6020	02/26/10	Karen Counts	I8
A0B240490	1	D	LV2DH	SW846 6020	02/26/10	Karen Counts	I8
A0B240490	1		LV2DH	SW846 7471A	02/25/10	Roger Toth	H1
A0B240490	1	S	LV2DH	SW846 7471A	02/25/10	Roger Toth	H1
A0B240490	1	D	LV2DH	SW846 7471A	02/25/10	Roger Toth	H1
A0B240490	2		LV2D0	SW846 6020	02/26/10	Karen Counts	I8
A0B240490	2		LV2D0	SW846 6020	03/01/10	Karen Counts	I8
A0B240490	2		LV2D0	SW846 7471A	02/25/10	Roger Toth	H1
A0B240490	3		LV2D2	SW846 6020	02/26/10	Karen Counts	I8
A0B240490	3		LV2D2	SW846 6020	03/01/10	Karen Counts	I8
A0B240490	3		LV2D2	SW846 7471A	02/25/10	Roger Toth	H1
A0B240490	4		LV2D5	SW846 6020	02/26/10	Karen Counts	I8
A0B240490	4		LV2D5	SW846 6020	03/01/10	Karen Counts	I8
A0B240490	4		LV2D5	SW846 7471A	02/25/10	Roger Toth	H1
A0B240490	5		LV2D6	SW846 6020	02/26/10	Karen Counts	I8
A0B240490	5		LV2D6	SW846 6020	03/01/10	Karen Counts	I8
A0B240490	5		LV2D6	SW846 7471A	02/25/10	Roger Toth	H1
A0B240490	6		LV2D7	SW846 6020	02/26/10	Karen Counts	I8
A0B240490	6		LV2D7	SW846 6020	03/01/10	Karen Counts	I8
A0B240490	6		LV2D7	SW846 7471A	02/25/10	Roger Toth	H1
A0B240490	7		LV2D8	SW846 6020	02/26/10	Karen Counts	I8
A0B240490	7		LV2D8	SW846 6020	03/01/10	Karen Counts	I8

U - Unfiltered F - Filtered T - TCLP L - SPLP East W - SPLP West

North Canton

Metals Internal Chain of Custody

Date Prepared: 02/25/10 **Prep Analyst:** Lisa Mcgall

Laboratory Sample ID		Lab ID	Method	Analysis Date	Analyst	Instrument
A0B240490	7	LV2D8	SW846 7471A	02/25/10	Roger Toth	H1
A0B240490	8	LV2D9	SW846 6020	02/26/10	Karen Counts	I8
A0B240490	8	LV2D9	SW846 6020	03/01/10	Karen Counts	I8
A0B240490	8	LV2D9	SW846 7471A	02/25/10	Roger Toth	H1
A0B240490	9	LV2EC	SW846 6020	02/26/10	Karen Counts	I8
A0B240490	9	LV2EC	SW846 6020	03/01/10	Karen Counts	I8
A0B240490	9	LV2EC	SW846 7471A	02/25/10	Roger Toth	H1
A0B240490	10	LV2EF	SW846 6020	02/26/10	Karen Counts	I8
A0B240490	10	LV2EF	SW846 6020	03/01/10	Karen Counts	I8
A0B240490	10	LV2EF	SW846 7471A	02/25/10	Roger Toth	H1
A0B240490	11	LV2EH	SW846 6020	02/26/10	Karen Counts	I8
A0B240490	11	LV2EH	SW846 6020	03/01/10	Karen Counts	I8
A0B240490	11	LV2EH	SW846 7471A	02/25/10	Roger Toth	H1
A0B240490	12	LV2EJ	SW846 6020	02/26/10	Karen Counts	I8
A0B240490	12	LV2EJ	SW846 6020	03/01/10	Karen Counts	I8
A0B240490	12	LV2EJ	SW846 7471A	02/25/10	Roger Toth	H1
A0B240490	13	LV2FA	SW846 6020	02/26/10	Karen Counts	I8
A0B240490	13	LV2FA	SW846 6020	03/01/10	Karen Counts	I8
A0B240490	13	LV2FA	SW846 7471A	02/25/10	Roger Toth	H1
A0B240490	14	LV2FD	SW846 6020	02/26/10	Karen Counts	I8
A0B240490	14	LV2FD	SW846 6020	03/01/10	Karen Counts	I8
A0B240490	14	LV2FD	SW846 7471A	02/25/10	Roger Toth	H1
A0B240490	15	LV2FG	SW846 6020	02/26/10	Karen Counts	I8

3005

U - Unfiltered F - Filtered T - TCLP L - SPLP East W - SPLP West

North Canton

Metals Internal Chain of Custody

Date Prepared: 02/25/10 **Prep Analyst:** Lisa Mcgall

Laboratory Sample ID			Lab ID	Method	Analysis Date	Analyst	Instrument
A0B240490	15		LV2FG	SW846 6020	03/01/10	Karen Counts	I8
A0B240490	15		LV2FG	SW846 7471A	02/25/10	Roger Toth	H1
A0B240490	16		LV2FH	SW846 6020	02/26/10	Karen Counts	I8
A0B240490	16		LV2FH	SW846 6020	03/01/10	Karen Counts	I8
A0B240490	16		LV2FH	SW846 7471A	02/25/10	Roger Toth	H1
A0B240490	17		LV2FK	SW846 6020	02/26/10	Karen Counts	I8
A0B240490	17		LV2FK	SW846 6020	03/01/10	Karen Counts	I8
A0B240490	17		LV2FK	SW846 7471A	02/25/10	Roger Toth	H1
A0B240490	18		LV2FM	SW846 6020	02/26/10	Karen Counts	I8
A0B240490	18		LV2FM	SW846 6020	03/01/10	Karen Counts	I8
A0B240490	18		LV2FM	SW846 7471A	02/25/10	Roger Toth	H1
A0B240490	19		LV2FP	SW846 6020	02/26/10	Karen Counts	I8
A0B240490	19		LV2FP	SW846 6020	03/01/10	Karen Counts	I8
A0B240490	19		LV2FP	SW846 7471A	02/25/10	Roger Toth	H1
A0B240490	20		LV2FQ	SW846 6020	02/26/10	Karen Counts	I8
A0B240490	20		LV2FQ	SW846 6020	03/01/10	Karen Counts	I8
A0B240490	20	S	LV2FQ	SW846 6020	02/26/10	Karen Counts	I8
A0B240490	20	S	LV2FQ	SW846 6020	03/01/10	Karen Counts	I8
A0B240490	20	D	LV2FQ	SW846 6020	02/26/10	Karen Counts	I8
A0B240490	20	D	LV2FQ	SW846 6020	03/01/10	Karen Counts	I8
A0B240490	20		LV2FQ	SW846 7471A	02/25/10	Roger Toth	H1
A0B240490	20	S	LV2FQ	SW846 7471A	02/25/10	Roger Toth	H1
A0B240490	20	D	LV2FQ	SW846 7471A	02/25/10	Roger Toth	H1

U - Unfiltered F - Filtered T - TCLP L - SPLP East W - SPLP West

METALS PREPARATION SUMMARY

Preparation Type	Matrix	Amount of Standard added to LCS & MS/MSD		Initial Sample Vol/Wt	Final Sample Volume
		Amount	Standard name		
ICP	water	1 mL 1 mL 1.0 mL	Ag ICP-1 ICP-2A	50 mL	50 mL
ICPMS	water	0.5ml 0.5ml	ICPMS-1 ICPMS-2	50 mL	50 mL
Hg - CVAA	water	5 mL (LCS) 1 mL (MS/MSD)	HG-1 HG-1	100 mL	100 mL
Hg - CVAF (low level)	water	0.2 mL (LCS/MS/MSD)	HG ICAL	40 ml	40 ml
ICP	solid	2 mL 2 mL 2 mL	Ag ICP-1 ICP-2A	1.00 +/- .02g	100 mL
ICPMS	solid	1ml 1ml	ICPMS-1 ICPMS-2	1.00 +/- .02g	100ml
Hg - CVAA	solid	5 mL (LCS) 1 mL (MS/MSD)	HG-1 HG-1	0.60 +/- .01g	100 mL
ICP	TCLP	1 mL (LCS) 1 mL(LCS)	Ag ICP-1	50 mL	50 mL
ICP	TCLP	0.5 mL(MS/MSD)	TCLP Spike I RCRA	50 mL	50 mL
ICP	TCLP	1 mL(MS/MSD)	TCLP Spike II Non-RCRA	50 mL	50 mL
Hg - CVAA	TCLP	5 mL (LCS) 5 mL (MS/MSD)	HG-1 HG-1	100 mL	100 mL

Mercury Standards Preparation				
Final Concentration		Spiking Standard		
		Amount	Standard	Concentration
Calibration Standards:				
0.0002 ppm		0.2 mL	HG-2	0.1 ppm
0.0005 ppm		0.5 mL	HG-2	0.1 ppm
0.001 ppm		1 mL	HG-2	0.1 ppm
0.005 ppm		5 mL	HG-2	0.1 ppm
0.010 ppm		10 mL	HG-2	0.1 ppm
ICV Preparation				
0.0025 ppm		2.5 mL	HG-1	0.1 ppm
CCV Preparation:				
0.005 ppm		5 mL	HG-2	0.1 ppm

Low Level Mercury Standards Preparation				
Final Concentration		Spiking Standard		
		Amount	Standard	Concentration
Calibration Standards:				
0.5 ppt		20 ul	HG ICAL	1.0 ppb
1.0 ppt		40 ul	HG ICAL	1.0 ppb
2 ppt		80 ul	HG ICAL	1.0 ppb
5 ppt		200 ul	HG ICAL	1.0 ppb
10 ppt		400 ul	HG ICAL	1.0 ppb
25 ppt		1000 ul	HG ICAL	1.0 ppb
ICV Preparation				
5 ppt		200 ul	HG ICV	1.0 ppb
CCV Preparation:				
5 ppt		200 ul	HG ICAL	1.0 ppb

SPIKING STANDARD DEFINITIONS

Elements	Ag	ICP-1	ICP-2A	ICPMS-1	ICPMS-2	HG-1	HG-2	HG ICAL	HG ICV	TCLP Spike I	TCLP Spike II
Ag	2.5 ppm			10ppm						100 ppm	
Al		100 ppm			1000ppm						100 ppm
As		100 ppm		10ppm						500 ppm	
Ba		100 ppm		10ppm						5000 ppm	
Be		2.5 ppm		10ppm							2.5 ppm
Cd		2.5 ppm		10ppm						100 ppm	
Ca			2500 ppm		1000ppm						
Co		25 ppm		10ppm							25 ppm
Cr		10 ppm		10ppm						500 ppm	
Cu		12.5 ppm		10ppm							12.5 ppm
Fe		50 ppm			1000ppm						50 ppm
Hg						0.1 ppm	0.1 ppm	1.0 ppb	1.0 ppb		
K			2500 ppm		1000ppm						
Mg			2500 ppm		1000ppm						
Mn		25 ppm		10ppm							25 ppm
Na			2500 ppm		1000ppm						
Ni		25 ppm		10ppm							25 ppm
Pb		25 ppm		10ppm						500 ppm	
Sb		25 ppm		10ppm							25 ppm
Se		100 ppm		10ppm						100 ppm	
Tl		100 ppm		10ppm							100 ppm
V		25 ppm		10ppm							25 ppm
Zn		25 ppm		10ppm							25 ppm
B		50 ppm		10ppm							50 ppm
Sr		50 ppm		10ppm							
Mo		50 ppm		10ppm							50 ppm
W		50 ppm		10ppm							
Sn		100 ppm		10ppm							100 ppm
Zr		50 ppm		10ppm							
Ti		50 ppm		10ppm							

Test America North Canton
Revised 4/5/02
N:\Metals\Preplog.xls

DATE: 2.25.10

METALS PREPARATION REAGENTS/STANDARDS

Reagents and Standards listed on this form are used for the entire day's prep batches unless otherwise noted on the individual prep log.

REAGENT NAME	REAGENT NUMBER
1:1 HNO_3 (nitric acid)	OMR125
1:1 HCl (hydrochloric acid)	OMR77
HNO_3 (nitric acid)	OMR100
HCl (hydrochloric acid)	OMR102
$KMnO_4$ (potassium permanganate)	OMR94
$K_2S_2O_8$ (potassium persulfate)	OMR97
H_2O_2 (hydrogen peroxide)	OMR782
H_2SO_4 (sulfuric acid)	OMR91
HCl/HNO_3 (aqua regia)	OMR126

STANDARD NAME	STANDARD/LOT NUMBER
ICP-1	OA17
ICP-2A	OA46
RCRA	HPS0935009
non-RCRA	
Ag	OB82
Hg	OB100
ICPMS-1	HPS0928714A HPS0928716B
ICPMS-2	HPS0930821

Filter Paper Lot #
K 11589107 A

Waters

Hg time in the water bath (HB1) 7:35
Hg time out of the water bath (HB1) 9:35

0056-018 } 10:25
0056-019 } 12:25

Solids

Hg time in the water bath (HB1) 11:10
Hg time out of the water bath (HB1) 11:40

Times listed are for the waters and solids for that day unless otherwise noted.

All solid batches were weighed on balance number B030 unless otherwise noted.

Daily Batch Level II Lisa McGee

TestAmerica
THE LEADER IN ENVIRONMENTAL TESTING

GENERAL CHEMISTRY DATA

TestAmerica
THE LEADER IN ENVIRONMENTAL TESTING

SAMPLE DATA

Science Applications International Corp

Client Sample ID: B12SB-027-5083-SO

General Chemistry

Lot-Sample #...: A0B240490-001 **Work Order #...:** LV2DH **Matrix.....:** SO
Date Sampled...: 02/23/10 09:03 **Date Received..:** 02/24/10
% Moisture.....: 29

PARAMETER	RESULT	RL	UNITS	METHOD	PREPARATION-ANALYSIS DATE	PREP BATCH #
Percent Solids	**70.8**	**10.0**	**%**	**MCAWW 160.3 MOD**	**03/01-03/02/10**	**0060075**

Dilution Factor: 1 MDL.....: 10.0

Science Applications International Corp

Client Sample ID: B12SB-027-5084-SO

General Chemistry

Lot-Sample #...: A0B240490-002 **Work Order #...:** LV2D0 **Matrix.....:** SO
Date Sampled...: 02/23/10 09:45 **Date Received..:** 02/24/10
% Moisture.....: 20

PARAMETER	RESULT	RL	UNITS	METHOD	PREPARATION-ANALYSIS DATE	PREP BATCH #
Percent Solids	**79.8**	**10.0**	**%**	**MCAWW 160.3 MOD**	**03/01-03/02/10**	**0060075**

Dilution Factor: 1 MDL.....: 10.0

Science Applications International Corp

Client Sample ID: B12SB-028-5087-SO

General Chemistry

Lot-Sample #...: A0B240490-003 **Work Order #...:** LV2D2 **Matrix.....:** SO
Date Sampled...: 02/23/10 10:25 **Date Received..:** 02/24/10
% Moisture.....: 22

PARAMETER	RESULT	RL	UNITS	METHOD	PREPARATION-ANALYSIS DATE	PREP BATCH #
Nitrocellulose	**2.0 B**	**6.4**	**mg/kg**	**MCAWW 353.2**	**02/26-03/01/10**	**0057293**
		Dilution Factor: 1		MDL.....: 1.0		
Percent Solids	**78.0**	**10.0**	**%**	**MCAWW 160.3 MOD**	**03/01-03/02/10**	**0060075**
		Dilution Factor: 1		MDL.....: 10.0		

NOTE(S):

RL Reporting Limit

Results and reporting limits have been adjusted for dry weight.

B Estimated result. Result is less than RL.

Science Applications International Corp

Client Sample ID: B12SB-028-5088-SO

General Chemistry

Lot-Sample #...: A0B240490-004 **Work Order #...:** LV2D5 **Matrix.....:** SO
Date Sampled...: 02/23/10 10:45 **Date Received..:** 02/24/10
% Moisture.....: 18

PARAMETER	RESULT	RL	UNITS	METHOD	PREPARATION-ANALYSIS DATE	PREP BATCH #
Nitrocellulose	**1.0 B**	**6.1**	**mg/kg**	**MCAWW 353.2**	**02/26-03/01/10**	**0057293**
		Dilution Factor: 1		MDL.....: 0.95		
Percent Solids	**82.3**	**10.0**	**%**	**MCAWW 160.3 MOD**	**03/01-03/02/10**	**0060075**
		Dilution Factor: 1		MDL.....: 10.0		

NOTE(S):

RL Reporting Limit

Results and reporting limits have been adjusted for dry weight.

B Estimated result. Result is less than RL.

Science Applications International Corp

Client Sample ID: B12SB-030-5093-SO

General Chemistry

Lot-Sample #...: A0B240490-005 **Work Order #...:** LV2D6 **Matrix.....:** SO
Date Sampled...: 02/23/10 11:40 **Date Received..:** 02/24/10
% Moisture.....: 20

PARAMETER	RESULT	RL	UNITS	METHOD	PREPARATION-ANALYSIS DATE	PREP BATCH #
Percent Solids	**80.5**	**10.0**	**%**	**MCAWW 160.3 MOD**	**03/01-03/02/10**	**0060075**

Dilution Factor: 1 MDL.....: 10.0

Science Applications International Corp

Client Sample ID: B12SB-030-5094-SO

General Chemistry

Lot-Sample #...: A0B240490-006 **Work Order #...:** LV2D7 **Matrix.....:** SO
Date Sampled...: 02/23/10 12:10 **Date Received..:** 02/24/10
% Moisture.....: 18

PARAMETER	RESULT	RL	UNITS	METHOD	PREPARATION-ANALYSIS DATE	PREP BATCH #
Percent Solids	**82.1**	**10.0**	**%**	**MCAWW 160.3 MOD**	**03/01-03/02/10**	**0060075**

Dilution Factor: 1 MDL.....: 10.0

Science Applications International Corp

Client Sample ID: B12SB-030-6076-FD

General Chemistry

Lot-Sample #...: A0B240490-007 **Work Order #...:** LV2D8 **Matrix.....:** SO
Date Sampled...: 02/23/10 11:40 **Date Received..:** 02/24/10
% Moisture.....: 22

PARAMETER	RESULT	RL	UNITS	METHOD	PREPARATION-ANALYSIS DATE	PREP BATCH #
Percent Solids	**77.7**	**10.0**	**%**	**MCAWW 160.3 MOD**	**03/01-03/02/10**	**0060075**

Dilution Factor: 1 MDL.....: 10.0

Science Applications International Corp

Client Sample ID: B12SB-031-5097-SO

General Chemistry

Lot-Sample #...: A0B240490-008 **Work Order #...:** LV2D9 **Matrix.....:** SO
Date Sampled...: 02/23/10 15:15 **Date Received..:** 02/24/10
% Moisture.....: 25

PARAMETER	RESULT	RL	UNITS	METHOD	PREPARATION-ANALYSIS DATE	PREP BATCH #
Percent Solids	**75.3**	**10.0**	**%**	**MCAWW 160.3 MOD**	**03/01-03/02/10**	**0060075**

Dilution Factor: 1 MDL.....: 10.0

Science Applications International Corp

Client Sample ID: B12SB-031-5098-SO

General Chemistry

Lot-Sample #...: A0B240490-009 **Work Order #...:** LV2EC **Matrix.....:** SO
Date Sampled...: 02/23/10 16:35 **Date Received..:** 02/24/10
% Moisture.....: 23

PARAMETER	RESULT	RL	UNITS	METHOD	PREPARATION-ANALYSIS DATE	PREP BATCH #
Percent Solids	**77.4**	**10.0**	**%**	**MCAWW 160.3 MOD**	**03/01-03/02/10**	**0060075**

Dilution Factor: 1 MDL.....: 10.0

Science Applications International Corp

Client Sample ID: B12SB-032-5101-SO

General Chemistry

Lot-Sample #...: A0B240490-010 **Work Order #...:** LV2EF **Matrix.....:** SO
Date Sampled...: 02/23/10 14:35 **Date Received..:** 02/24/10
% Moisture.....: 27

PARAMETER	RESULT	RL	UNITS	METHOD	PREPARATION-ANALYSIS DATE	PREP BATCH #
Percent Solids	**73.3**	**10.0**	**%**	**MCAWW 160.3 MOD**	**03/01-03/02/10**	**0060075**

Dilution Factor: 1 MDL.....: 10.0

Science Applications International Corp

Client Sample ID: B12SB-032-5102-SO

General Chemistry

Lot-Sample #...: A0B240490-011 **Work Order #...:** LV2EH **Matrix.....:** SO
Date Sampled...: 02/23/10 14:55 **Date Received..:** 02/24/10
% Moisture.....: 23

PARAMETER	RESULT	RL	UNITS	METHOD	PREPARATION-ANALYSIS DATE	PREP BATCH #
Percent Solids	**76.8**	**10.0**	**%**	**MCAWW 160.3 MOD**	**03/01-03/02/10**	**0060075**

Dilution Factor: 1 MDL.....: 10.0

Science Applications International Corp

Client Sample ID: CPCSS-036-5014-SO

General Chemistry

Lot-Sample #...: A0B240490-012 **Work Order #...:** LV2EJ **Matrix.....:** SO
Date Sampled...: 02/23/10 16:00 **Date Received..:** 02/24/10
% Moisture.....: 24

PARAMETER	RESULT	RL	UNITS	METHOD	PREPARATION-ANALYSIS DATE	PREP BATCH #
Percent Solids	**76.0**	**10.0**	**%**	**MCAWW 160.3 MOD**	**03/01-03/02/10**	**0060075**

Dilution Factor: 1 MDL.....: 10.0

Science Applications International Corp

Client Sample ID: CPCSS-037-5015-SO

General Chemistry

Lot-Sample #...: A0B240490-013 **Work Order #...:** LV2FA **Matrix.....:** SO
Date Sampled...: 02/23/10 14:50 **Date Received..:** 02/24/10
% Moisture.....: 34

PARAMETER	RESULT	RL	UNITS	METHOD	PREPARATION-ANALYSIS DATE	PREP BATCH #
Percent Solids	**65.7**	**10.0**	**%**	**MCAWW 160.3 MOD**	**03/01-03/02/10**	**0060075**

Dilution Factor: 1 MDL.....: 10.0

Science Applications International Corp

Client Sample ID: CPCSS-037-6041-FD

General Chemistry

Lot-Sample #...: A0B240490-014 **Work Order #...:** LV2FD **Matrix.....:** SO
Date Sampled...: 02/23/10 14:50 **Date Received..:** 02/24/10
% Moisture.....: 33

PARAMETER	RESULT	RL	UNITS	METHOD	PREPARATION-ANALYSIS DATE	PREP BATCH #
Percent Solids	**67.4**	**10.0**	**%**	**MCAWW 160.3 MOD**	**03/01-03/02/10**	**0060075**

Dilution Factor: 1 MDL.....: 10.0

Science Applications International Corp

Client Sample ID: CPCSS-038-5016-SO

General Chemistry

Lot-Sample #...: A0B240490-015 **Work Order #...:** LV2FG **Matrix.....:** SO
Date Sampled...: 02/23/10 10:50 **Date Received..:** 02/24/10
% Moisture.....: 23

PARAMETER	RESULT	RL	UNITS	METHOD	PREPARATION-ANALYSIS DATE	PREP BATCH #
Percent Solids	**77.1**	**10.0**	**%**	**MCAWW 160.3 MOD**	**03/01-03/02/10**	**0060075**

Dilution Factor: 1 MDL.....: 10.0

Science Applications International Corp

Client Sample ID: CPCSS-039-5017-SO

General Chemistry

Lot-Sample #...: A0B240490-016 **Work Order #...:** LV2FH **Matrix.....:** SO
Date Sampled...: 02/23/10 11:50 **Date Received..:** 02/24/10
% Moisture.....: 20

PARAMETER	RESULT	RL	UNITS	METHOD	PREPARATION-ANALYSIS DATE	PREP BATCH #
Nitrocellulose	**1.2 B**	**6.3**	**mg/kg**	**MCAWW 353.2**	**02/26-03/01/10**	**0057293**
		Dilution Factor: 1		MDL.....: 0.98		
Percent Solids	**79.6**	**10.0**	**%**	**MCAWW 160.3 MOD**	**03/01-03/02/10**	**0060075**
		Dilution Factor: 1		MDL.....: 10.0		

NOTE(S):

RL Reporting Limit

Results and reporting limits have been adjusted for dry weight.

B Estimated result. Result is less than RL.

Science Applications International Corp

Client Sample ID: CPCSS-040-5018-SO

General Chemistry

Lot-Sample #...: A0B240490-017 **Work Order #...:** LV2FK **Matrix.....:** SO
Date Sampled...: 02/23/10 13:00 **Date Received..:** 02/24/10
% Moisture.....: 25

PARAMETER	RESULT	RL	UNITS	METHOD	PREPARATION-ANALYSIS DATE	PREP BATCH #
Percent Solids	**74.5**	**10.0**	**%**	**MCAWW 160.3 MOD**	**03/01-03/02/10**	**0060075**

Dilution Factor: 1 MDL.....: 10.0

Science Applications International Corp

Client Sample ID: CPCSS-041-5019-SO

General Chemistry

Lot-Sample #...: A0B240490-018 **Work Order #...:** LV2FM **Matrix.....:** SO
Date Sampled...: 02/23/10 08:45 **Date Received..:** 02/24/10
% Moisture.....: 24

PARAMETER	RESULT	RL	UNITS	METHOD	PREPARATION-ANALYSIS DATE	PREP BATCH #
Percent Solids	**75.5**	**10.0**	**%**	**MCAWW 160.3 MOD**	**03/01-03/02/10**	**0060075**

Dilution Factor: 1 MDL.....: 10.0

Science Applications International Corp

Client Sample ID: CPCSS-042-5020-SO

General Chemistry

Lot-Sample #...: A0B240490-019 **Work Order #...:** LV2FP **Matrix.....:** SO
Date Sampled...: 02/23/10 08:50 **Date Received..:** 02/24/10
% Moisture.....: 27

PARAMETER	RESULT	RL	UNITS	METHOD	PREPARATION-ANALYSIS DATE	PREP BATCH #
Percent Solids	**72.8**	**10.0**	**%**	**MCAWW 160.3 MOD**	**03/01-03/02/10**	**0060075**

Dilution Factor: 1 MDL.....: 10.0

Science Applications International Corp

Client Sample ID: CPCSS-043-5021-SO

General Chemistry

Lot-Sample #...: A0B240490-020 **Work Order #...:** LV2FQ **Matrix.....:** SO
Date Sampled...: 02/23/10 14:00 **Date Received..:** 02/24/10
% Moisture.....: 55

PARAMETER	RESULT	RL	UNITS	METHOD	PREPARATION-ANALYSIS DATE	PREP BATCH #
Percent Solids	**44.6**	**10.0**	**%**	**MCAWW 160.3 MOD**	**03/01-03/02/10**	**0060075**

Dilution Factor: 1 MDL.....: 10.0

METHOD BLANK REPORT

General Chemistry

Client Lot #...: A0B240490 **Matrix.....:** SOLID

PARAMETER	RESULT	REPORTING LIMIT	UNITS	METHOD	PREPARATION-ANALYSIS DATE	PREP BATCH #
Nitrocellulose		Work Order #: LV5R91AA		MB Lot-Sample #:	G0B260000-293	
	ND	5.0	mg/kg	MCAWW 353.2	02/26-03/01/10	0057293
		Dilution Factor: 1				
Percent Solids		Work Order #: LV6E81AA		MB Lot-Sample #:	A0C010000-075	
	ND	10.0	%	MCAWW 160.3 MOD	03/01-03/02/10	0060075
		Dilution Factor: 1				

NOTE(S):

Calculations are performed before rounding to avoid round-off errors in calculated results.

LABORATORY CONTROL SAMPLE EVALUATION REPORT

General Chemistry

Client Lot #...: A0B240490 **Matrix.....:** SOLID

PARAMETER	PERCENT RECOVERY	RECOVERY LIMITS	METHOD	PREPARATION-ANALYSIS DATE	PREP BATCH #
Nitrocellulose		Work Order #: LV5R91AC	LCS Lot-Sample#: G0B260000-293		
	68	(34 - 115)	MCAWW 353.2	02/26-03/01/10	0057293
		Dilution Factor: 1			

NOTE(S):

Calculations are performed before rounding to avoid round-off errors in calculated results.

LABORATORY CONTROL SAMPLE DATA REPORT

General Chemistry

Client Lot #...: A0B240490 **Matrix.....:** SOLID

PARAMETER	SPIKE AMOUNT	MEASURED AMOUNT	UNITS	PERCNT RECVRY	METHOD	PREPARATION-ANALYSIS DATE	PREP BATCH #
Nitrocellulose		Work Order #: LV5R91AC		LCS Lot-Sample#: G0B260000-293			
	50.9	34.7	mg/kg	68	MCAWW 353.2	02/26-03/01/10	0057293
		Dilution Factor: 1					

NOTE(S):

Calculations are performed before rounding to avoid round-off errors in calculated results.

MATRIX SPIKE SAMPLE EVALUATION REPORT

General Chemistry

Client Lot #...: A0B240490 **Matrix.....:** SOLID
Date Sampled...: 02/24/10 12:50 **Date Received..:** 02/25/10

PARAMETER	PERCENT RECOVERY	RECOVERY LIMITS	RPD	RPD LIMITS	METHOD	PREPARATION-ANALYSIS DATE	PREP BATCH #
						% Moisture.....: 5.9	
Nitrocellulose		WO#: LV3R51AF-MS/LV3R51AG-MSD				MS Lot-Sample #: A0B250493-002	
	43	(34 - 115)			MCAWW 353.2	02/26-03/01/10	0057293
	45	(34 - 115)	5.2	(0-71)	MCAWW 353.2	02/26-03/01/10	0057293
		Dilution Factor: 1					

NOTE(S):

Calculations are performed before rounding to avoid round-off errors in calculated results.

Results and reporting limits have been adjusted for dry weight.

MATRIX SPIKE SAMPLE DATA REPORT

General Chemistry

Client Lot #...: A0B240490 **Matrix.....:** SOLID
Date Sampled...: 02/24/10 12:50 **Date Received..:** 02/25/10

PARAMETER	SAMPLE AMOUNT	SPIKE AMT	MEASRD AMOUNT	UNITS	PERCNT RECVRY	RPD	METHOD	PREPARATION-ANALYSIS DATE	PREP BATCH #
							% Moisture.....: 5.9		
Nitrocellulose			WO#: LV3R51AF-MS/LV3R51AG-MSD				MS Lot-Sample #: A0B250493-002		
	ND	53.9	23.7	mg/kg	43		MCAWW 353.2	02/26-03/01/10	0057293
	ND	53.5	25.0	mg/kg	45	5.2	MCAWW 353.2	02/26-03/01/10	0057293

Dilution Factor: 1

NOTE(S):

Calculations are performed before rounding to avoid round-off errors in calculated results.

Results and reporting limits have been adjusted for dry weight.

SAMPLE DUPLICATE EVALUATION REPORT

General Chemistry

Client Lot #...: A0B240490 **Work Order #...:** LV2DH-SMP **Matrix.....:** SO
LV2DH-DUP
Date Sampled...: 02/23/10 09:03 **Date Received..:** 02/24/10
% Moisture.....: 29

PARAM	RESULT	DUPLICATE RESULT	UNITS	RPD	RPD LIMIT	METHOD	PREPARATION-ANALYSIS DATE	PREP BATCH #
Percent Solids						SD Lot-Sample #: A0B240490-001		
	70.8	75.9	%	6.9	(0-20)	MCAWW 160.3 MOD	03/01-03/02/10	0060075

Dilution Factor: 1

SAMPLE DUPLICATE EVALUATION REPORT

General Chemistry

Client Lot #...: A0B240490 **Work Order #...:** LV2FQ-SMP **Matrix.....:** SO
LV2FQ-DUP
Date Sampled...: 02/23/10 14:00 **Date Received..:** 02/24/10
% Moisture.....: 55

PARAM	RESULT	DUPLICATE RESULT	UNITS	RPD	RPD LIMIT	METHOD	PREPARATION-ANALYSIS DATE	PREP BATCH #
Percent Solids						SD Lot-Sample #: A0B240490-020		
	44.6	44.3	%	0.79	(0-20)	MCAWW 160.3 MOD	03/01-03/02/10	0060075

Dilution Factor: 1

TestAmerica
THE LEADER IN ENVIRONMENTAL TESTING

SUPPORTIVE RAW DATA

			TestAmerica, North Canton			
		Percent Total Solid/Percent Moisture Logsheet				
		Method 160.3, 160.5, D2216-90, D1553-83				
Analysis	TS			Batch		60075
Prep Date	3/1/2010	Time In	14:05	Analyst	6531/TH	WETCHEM
Anal date	3/2/2010	Time Out	7:00	RL	10	
Oven	**2**	Balance	**6**	Due Date:	**3/17/2010**	
Sample	Tare	Wet	Dry	Result TS	Result MS	Time
ID	wt	wt	wt	%	%	
BLANK	4.586	4.4933	4.4829	3.09	ND	9:56
LV2DH1AA	4.586	27.0104	20.4683	70.826	29.174	9:56
LV2DH1DU X	4.586	22.4351	18.1293	75.877	24.123	9:56
LV2D01AE	4.586	17.0020	14.4970	79.824	20.176	9:57
LV2D21AA	4.586	15.0075	12.7096	77.950	22.050	9:57
LV2D51AM	4.586	17.0081	14.8075	82.285	17.715	9:57
LV2D61AE	4.586	18.6455	15.9018	80.485	19.515	9:59
LV2D71AE	4.586	20.4738	17.6378	82.150	17.850	9:59
LV2D81AE	4.586	22.0703	18.1754	77.723	22.277	10:00
LV2D91AE	4.586	16.8070	13.7882	75.298	24.702	10:00
LV2EC1AE	4.586	24.2292	19.7934	77.418	22.582	10:00
LV2EF1AE	4.586	19.9895	15.8843	73.349	26.651	10:00
LV2EH1AE	4.586	26.0341	21.0551	76.786	23.214	10:01
LV2EJ1AA	4.586	24.8161	19.9542	75.967	24.033	10:01
LV2FA1AH	4.586	21.3266	15.5868	65.713	34.287	10:01
LV2FD1AP	4.586	22.8654	16.9071	67.404	32.596	10:01
LV2FG1AW	4.586	16.6244	13.8665	77.091	22.909	10:02
LV2FH1AA	4.586	25.7121	21.4005	79.591	20.409	10:02
LV2FK1AW	4.586	15.6366	12.8237	74.545	25.455	10:02
LV2FM1A4	4.586	16.0316	13.2305	75.527	24.473	10:02
LV2FP1A4	4.586	27.2534	21.0935	72.825	27.175	10:02
LV2FQ1DP	4.586	16.4846	9.8965	44.631	55.369	10:03
LV2FQ1DU X	4.586	19.5616	11.2175	44.282	55.718	10:03

TestAmerica North Canton

Sample Control Chain of Custody for General Chemistry

Lot Number	Sample	Suffix	Lab ID	Test	Prep Date	Prepared by	Analysis Date	Analyzed by
A0B240490	1		LV2DH1AA	Solids, Percent (as TS - 160.3 MOD) - Solids	03/01/10	Bradley Belding	03/02/10	Tom Harshman
A0B240490	1	X	LV2DH1DU	Solids, Percent (as TS - 160.3 MOD) - Solids	03/01/10	Bradley Belding	03/02/10	Tom Harshman
A0B240490	2		LV2D01AE	Solids, Percent (as TS - 160.3 MOD) - Solids	03/01/10	Bradley Belding	03/02/10	Tom Harshman
A0B240490	3		LV2D21AA	Solids, Percent (as TS - 160.3 MOD) - Solids	03/01/10	Bradley Belding	03/02/10	Tom Harshman
A0B240490	4		LV2D51AM	Solids, Percent (as TS - 160.3 MOD) - Solids	03/01/10	Bradley Belding	03/02/10	Tom Harshman
A0B240490	5		LV2D61AE	Solids, Percent (as TS - 160.3 MOD) - Solids	03/01/10	Bradley Belding	03/02/10	Tom Harshman
A0B240490	6		LV2D71AE	Solids, Percent (as TS - 160.3 MOD) - Solids	03/01/10	Bradley Belding	03/02/10	Tom Harshman
A0B240490	7		LV2D81AE	Solids, Percent (as TS - 160.3 MOD) - Solids	03/01/10	Bradley Belding	03/02/10	Tom Harshman
A0B240490	8		LV2D91AE	Solids, Percent (as TS - 160.3 MOD) - Solids	03/01/10	Bradley Belding	03/02/10	Tom Harshman
A0B240490	9		LV2EC1AE	Solids, Percent (as TS - 160.3 MOD) - Solids	03/01/10	Bradley Belding	03/02/10	Tom Harshman
A0B240490	10		LV2EF1AE	Solids, Percent (as TS - 160.3 MOD) - Solids	03/01/10	Bradley Belding	03/02/10	Tom Harshman
A0B240490	11		LV2EH1AE	Solids, Percent (as TS - 160.3 MOD) - Solids	03/01/10	Bradley Belding	03/02/10	Tom Harshman
A0B240490	12		LV2EJ1AA	Solids, Percent (as TS - 160.3 MOD) - Solids	03/01/10	Bradley Belding	03/02/10	Tom Harshman
A0B240490	13		LV2FA1AH	Solids, Percent (as TS - 160.3 MOD) - Solids	03/01/10	Bradley Belding	03/02/10	Tom Harshman
A0B240490	14		LV2FD1AP	Solids, Percent (as TS - 160.3 MOD) - Solids	03/01/10	Bradley Belding	03/02/10	Tom Harshman
A0B240490	15		LV2FG1AW	Solids, Percent (as TS - 160.3 MOD) - Solids	03/01/10	Bradley Belding	03/02/10	Tom Harshman
A0B240490	16		LV2FH1AA	Solids, Percent (as TS - 160.3 MOD) - Solids	03/01/10	Bradley Belding	03/02/10	Tom Harshman
A0B240490	17		LV2FK1AW	Solids, Percent (as TS - 160.3 MOD) - Solids	03/01/10	Bradley Belding	03/02/10	Tom Harshman
A0B240490	18		LV2FM1A4	Solids, Percent (as TS - 160.3 MOD) - Solids	03/01/10	Bradley Belding	03/02/10	Tom Harshman
A0B240490	19		LV2FP1A4	Solids, Percent (as TS - 160.3 MOD) - Solids	03/01/10	Bradley Belding	03/02/10	Tom Harshman
A0B240490	20		LV2FQ1DP	Solids, Percent (as TS - 160.3 MOD) - Solids	03/01/10	Bradley Belding	03/02/10	Tom Harshman
A0B240490	20	X	LV2FQ1DU	Solids, Percent (as TS - 160.3 MOD) - Solids	03/01/10	Bradley Belding	03/02/10	Tom Harshman

TestAmerica
THE LEADER IN ENVIRONMENTAL TESTING

WEST SACRAMENTO DATA

Case Narrative

TestAmerica West Sacramento Project Number A0B240490

General Comments
Manual integrations were performed only when necessary and are in compliance with the laboratory's standard operating procedure, Acceptable Manual Integration Practices, SOP No.: S-Q-004, including Addendum 1. Detailed information can be found in the Manual Integration Addendum section of this report.

SOLID, 8330B, Explosives
Sample(s): 5, 6, 7, 8, 20
The matrix spikes, which were performed on sample 20, have a few recoveries & a RPD that are outside acceptance criteria due to possible matrix interferences. Since the laboratory control sample met acceptance criteria, no corrective action was performed.

There were no other anomalies associated with this project.

Science Applications International Corp

Client Sample ID: B12SB-027-5083-SO

HPLC

Lot-Sample #...: A0B240490-001 **Work Order #...:** LV2DH1DM **Matrix.....:** SO
Date Sampled...: 02/23/10 09:03 **Date Received..:** 02/24/10
Prep Date.....: 03/04/10 **Analysis Date..:** 03/09/10
Prep Batch #...: 0063129
Dilution Factor: 1.02
% Moisture.....: 29 **Method.....:** SW846 8330B

PARAMETER	RESULT	REPORTING LIMIT	UNITS	MDL
4-Amino-2,6-dinitrotoluene	**0.083 J**	**0.26**	**mg/kg**	**0.010**
2-Amino-4,6-dinitrotoluene	**0.074 J**	**0.26**	**mg/kg**	**0.013**
1,3-Dinitrobenzene	ND	0.26	mg/kg	0.0043
2,4-Dinitrotoluene	ND	0.26	mg/kg	0.0054
2,6-Dinitrotoluene	ND	0.26	mg/kg	0.0074
HMX	ND	0.26	mg/kg	0.012
Nitrobenzene	ND	0.26	mg/kg	0.018
Nitroglycerin	ND	0.51	mg/kg	0.015
2-Nitrotoluene	ND	0.26	mg/kg	0.013
3-Nitrotoluene	ND	0.26	mg/kg	0.016
4-Nitrotoluene	ND	0.51	mg/kg	0.019
PETN	ND	0.51	mg/kg	0.026
RDX	ND	0.26	mg/kg	0.012
Tetryl	ND	0.26	mg/kg	0.010
1,3,5-Trinitrobenzene	ND	0.26	mg/kg	0.010
2,4,6-Trinitrotoluene	**0.051 J**	**0.26**	**mg/kg**	**0.020**

SURROGATE	PERCENT RECOVERY	RECOVERY LIMITS
3,4-Dinitrotoluene	105	(81 - 127)

NOTE(S):

J Estimated result. Result is less than RL.

Science Applications International Corp

Client Sample ID: B12SB-027-5083-SO

General Chemistry

Lot-Sample #...: A0B240490-001 **Work Order #...:** LV2DH **Matrix.....:** SO
Date Sampled...: 02/23/10 09:03 **Date Received..:** 02/24/10
% Moisture.....: 29

PARAMETER	RESULT	RL	UNITS	METHOD	PREPARATION-ANALYSIS DATE	PREP BATCH #
Percent Solids	**70.8**	**10.0**	**%**	**MCAWW 160.3 MOD**	**03/01-03/02/10**	**0060075**

Dilution Factor: 1 MDL.....: 10.0

Science Applications International Corp

Client Sample ID: B12SB-027-5084-SO

HPLC

Lot-Sample #...: A0B240490-002 **Work Order #...:** LV2D01A4 **Matrix.....:** SO
Date Sampled...: 02/23/10 09:45 **Date Received..:** 02/24/10
Prep Date.....: 03/04/10 **Analysis Date..:** 03/09/10
Prep Batch #...: 0063129
Dilution Factor: 1.02
% Moisture.....: 20 **Method.....:** SW846 8330B

PARAMETER	RESULT	REPORTING LIMIT	UNITS	MDL
4-Amino-2,6-dinitrotoluene	ND	0.26	mg/kg	0.010
2-Amino-4,6-dinitrotoluene	ND	0.26	mg/kg	0.013
1,3-Dinitrobenzene	ND	0.26	mg/kg	0.0043
2,4-Dinitrotoluene	ND	0.26	mg/kg	0.0054
2,6-Dinitrotoluene	ND	0.26	mg/kg	0.0074
HMX	ND	0.26	mg/kg	0.012
Nitrobenzene	ND	0.26	mg/kg	0.018
Nitroglycerin	ND	0.51	mg/kg	0.015
2-Nitrotoluene	ND	0.26	mg/kg	0.013
3-Nitrotoluene	ND	0.26	mg/kg	0.016
4-Nitrotoluene	ND	0.51	mg/kg	0.019
PETN	ND	0.51	mg/kg	0.026
RDX	ND	0.26	mg/kg	0.012
Tetryl	ND	0.26	mg/kg	0.010
1,3,5-Trinitrobenzene	ND	0.26	mg/kg	0.010
2,4,6-Trinitrotoluene	ND	0.26	mg/kg	0.020

SURROGATE	PERCENT RECOVERY	RECOVERY LIMITS
3,4-Dinitrotoluene	106	(81 - 127)

Science Applications International Corp

Client Sample ID: B12SB-027-5084-SO

General Chemistry

Lot-Sample #...: A0B240490-002 **Work Order #...:** LV2D0 **Matrix.....:** SO
Date Sampled...: 02/23/10 09:45 **Date Received..:** 02/24/10
% Moisture.....: 20

PARAMETER	RESULT	RL	UNITS	METHOD	PREPARATION-ANALYSIS DATE	PREP BATCH #
Percent Solids	**79.8**	**10.0**	**%**	**MCAWW 160.3 MOD**	**03/01-03/02/10**	**0060075**

Dilution Factor: 1 MDL.....: 10.0

Science Applications International Corp

Client Sample ID: B12SB-028-5087-SO

HPLC

Lot-Sample #...: A0B240490-003 **Work Order #...:** LV2D21A9 **Matrix.....:** SO
Date Sampled...: 02/23/10 10:25 **Date Received..:** 02/24/10
Prep Date.....: 03/02/10 **Analysis Date..:** 03/03/10
Prep Batch #...: 0061232
Dilution Factor: 1
% Moisture.....: 22 **Method.....:** SW846 8330 (Modif

PARAMETER	RESULT	REPORTING LIMIT	UNITS	MDL
Nitroguanidine	ND	0.25	mg/kg	0.020

Science Applications International Corp

Client Sample ID: B12SB-028-5087-SO

HPLC

Lot-Sample #...: A0B240490-003 **Work Order #...:** LV2D21A8 **Matrix.....:** SO
Date Sampled...: 02/23/10 10:25 **Date Received..:** 02/24/10
Prep Date.....: 03/04/10 **Analysis Date..:** 03/09/10
Prep Batch #...: 0063129
Dilution Factor: 0.92
% Moisture.....: 22 **Method.....:** SW846 8330B

PARAMETER	RESULT	REPORTING LIMIT	UNITS	MDL
4-Amino-2,6-dinitrotoluene	**0.024 J**	**0.23**	**mg/kg**	**0.0092**
2-Amino-4,6-dinitrotoluene	**0.028 J**	**0.23**	**mg/kg**	**0.012**
1,3-Dinitrobenzene	ND	0.23	mg/kg	0.0039
2,4-Dinitrotoluene	ND	0.23	mg/kg	0.0049
2,6-Dinitrotoluene	ND	0.23	mg/kg	0.0067
HMX	**0.020 J**	**0.23**	**mg/kg**	**0.011**
Nitrobenzene	ND	0.23	mg/kg	0.016
Nitroglycerin	ND	0.46	mg/kg	0.014
2-Nitrotoluene	ND	0.23	mg/kg	0.012
3-Nitrotoluene	ND	0.23	mg/kg	0.014
4-Nitrotoluene	ND	0.46	mg/kg	0.017
PETN	ND	0.46	mg/kg	0.023
RDX	**0.015 J,PG**	**0.23**	**mg/kg**	**0.011**
Tetryl	ND	0.23	mg/kg	0.0092
1,3,5-Trinitrobenzene	ND	0.23	mg/kg	0.0092
2,4,6-Trinitrotoluene	ND	0.23	mg/kg	0.018

SURROGATE	PERCENT RECOVERY	RECOVERY LIMITS
3,4-Dinitrotoluene	106	(81 - 127)

NOTE(S):

J Estimated result. Result is less than RL.

PG The percent difference between the original and confirmation analyses is greater than 40%.

Science Applications International Corp

Client Sample ID: B12SB-028-5087-SO

General Chemistry

Lot-Sample #...: A0B240490-003 **Work Order #...:** LV2D2 **Matrix.....:** SO
Date Sampled...: 02/23/10 10:25 **Date Received..:** 02/24/10
% Moisture.....: 22

PARAMETER	RESULT	RL	UNITS	METHOD	PREPARATION-ANALYSIS DATE	PREP BATCH #
Nitrocellulose	**2.0 B**	**6.4**	**mg/kg**	**MCAWW 353.2**	**02/26-03/01/10**	**0057293**
		Dilution Factor: 1		MDL.....: 1.0		
Percent Solids	**78.0**	**10.0**	**%**	**MCAWW 160.3 MOD**	**03/01-03/02/10**	**0060075**
		Dilution Factor: 1		MDL.....: 10.0		

NOTE(S):

RL Reporting Limit

Results and reporting limits have been adjusted for dry weight.

B Estimated result. Result is less than RL.

Science Applications International Corp

Client Sample ID: B12SB-028-5088-SO

HPLC

Lot-Sample #...: A0B240490-004 **Work Order #...:** LV2D51AL **Matrix.....:** SO
Date Sampled...: 02/23/10 10:45 **Date Received..:** 02/24/10
Prep Date.....: 03/02/10 **Analysis Date..:** 03/03/10
Prep Batch #...: 0061232
Dilution Factor: 1
% Moisture.....: 18 **Method.....:** SW846 8330 (Modif

PARAMETER	RESULT	REPORTING LIMIT	UNITS	MDL
Nitroguanidine	ND	0.25	mg/kg	0.020

Science Applications International Corp

Client Sample ID: B12SB-028-5088-SO

HPLC

Lot-Sample #...: A0B240490-004 **Work Order #...:** LV2D51AK **Matrix.....:** SO
Date Sampled...: 02/23/10 10:45 **Date Received..:** 02/24/10
Prep Date.....: 03/04/10 **Analysis Date..:** 03/09/10
Prep Batch #...: 0063129
Dilution Factor: 1
% Moisture.....: 18 **Method.....:** SW846 8330B

PARAMETER	RESULT	REPORTING LIMIT	UNITS	MDL
4-Amino-2,6-dinitrotoluene	ND	0.25	mg/kg	0.010
2-Amino-4,6-dinitrotoluene	ND	0.25	mg/kg	0.012
1,3-Dinitrobenzene	ND	0.25	mg/kg	0.0042
2,4-Dinitrotoluene	ND	0.25	mg/kg	0.0053
2,6-Dinitrotoluene	ND	0.25	mg/kg	0.0073
HMX	ND	0.25	mg/kg	0.012
Nitrobenzene	ND	0.25	mg/kg	0.018
Nitroglycerin	ND	0.50	mg/kg	0.015
2-Nitrotoluene	ND	0.25	mg/kg	0.013
3-Nitrotoluene	ND	0.25	mg/kg	0.016
4-Nitrotoluene	ND	0.50	mg/kg	0.018
PETN	ND	0.50	mg/kg	0.025
RDX	ND	0.25	mg/kg	0.012
Tetryl	ND	0.25	mg/kg	0.010
1,3,5-Trinitrobenzene	ND	0.25	mg/kg	0.010
2,4,6-Trinitrotoluene	ND	0.25	mg/kg	0.019

SURROGATE	PERCENT RECOVERY	RECOVERY LIMITS
3,4-Dinitrotoluene	105	(81 - 127)

Science Applications International Corp

Client Sample ID: B12SB-028-5088-SO

General Chemistry

Lot-Sample #...: A0B240490-004 **Work Order #...:** LV2D5 **Matrix.....:** SO
Date Sampled...: 02/23/10 10:45 **Date Received..:** 02/24/10
% Moisture.....: 18

PARAMETER	RESULT	RL	UNITS	METHOD	PREPARATION-ANALYSIS DATE	PREP BATCH #
Nitrocellulose	**1.0 B**	**6.1**	**mg/kg**	**MCAWW 353.2**	**02/26-03/01/10**	**0057293**
		Dilution Factor: 1		MDL.....: 0.95		
Percent Solids	**82.3**	**10.0**	**%**	**MCAWW 160.3 MOD**	**03/01-03/02/10**	**0060075**
		Dilution Factor: 1		MDL.....: 10.0		

NOTE(S):

RL Reporting Limit

Results and reporting limits have been adjusted for dry weight.

B Estimated result. Result is less than RL.

Science Applications International Corp

Client Sample ID: B12SB-030-5093-SO

HPLC

Lot-Sample #...: A0B240490-005 **Work Order #...:** LV2D61A4 **Matrix.....:** SO
Date Sampled...: 02/23/10 11:40 **Date Received..:** 02/24/10
Prep Date.....: 03/04/10 **Analysis Date..:** 03/09/10
Prep Batch #...: 0063129
Dilution Factor: 1.03
% Moisture.....: 20 **Method.....:** SW846 8330B

PARAMETER	RESULT	REPORTING LIMIT	UNITS	MDL
4-Amino-2,6-dinitrotoluene	ND	0.26	mg/kg	0.010
2-Amino-4,6-dinitrotoluene	ND	0.26	mg/kg	0.013
1,3-Dinitrobenzene	ND	0.26	mg/kg	0.0043
2,4-Dinitrotoluene	ND	0.26	mg/kg	0.0055
2,6-Dinitrotoluene	ND	0.26	mg/kg	0.0075
HMX	ND	0.26	mg/kg	0.012
Nitrobenzene	ND	0.26	mg/kg	0.018
Nitroglycerin	ND	0.52	mg/kg	0.015
2-Nitrotoluene	ND	0.26	mg/kg	0.013
3-Nitrotoluene	ND	0.26	mg/kg	0.016
4-Nitrotoluene	ND	0.52	mg/kg	0.019
PETN	ND	0.52	mg/kg	0.026
RDX	ND	0.26	mg/kg	0.012
Tetryl	ND	0.26	mg/kg	0.010
1,3,5-Trinitrobenzene	ND	0.26	mg/kg	0.010
2,4,6-Trinitrotoluene	ND	0.26	mg/kg	0.020

SURROGATE	PERCENT RECOVERY	RECOVERY LIMITS
3,4-Dinitrotoluene	106	(81 - 127)

Science Applications International Corp

Client Sample ID: B12SB-030-5093-SO

General Chemistry

Lot-Sample #...: A0B240490-005 **Work Order #...:** LV2D6 **Matrix.....:** SO
Date Sampled...: 02/23/10 11:40 **Date Received..:** 02/24/10
% Moisture.....: 20

PARAMETER	RESULT	RL	UNITS	METHOD	PREPARATION-ANALYSIS DATE	PREP BATCH #
Percent Solids	**80.5**	**10.0**	**%**	**MCAWW 160.3 MOD**	**03/01-03/02/10**	**0060075**

Dilution Factor: 1 MDL.....: 10.0

Science Applications International Corp

Client Sample ID: B12SB-030-5094-SO

HPLC

Lot-Sample #...: A0B240490-006 **Work Order #...:** LV2D71A4 **Matrix.....:** SO
Date Sampled...: 02/23/10 12:10 **Date Received..:** 02/24/10
Prep Date.....: 03/04/10 **Analysis Date..:** 03/09/10
Prep Batch #...: 0063129
Dilution Factor: 0.93
% Moisture.....: 18 **Method.....:** SW846 8330B

PARAMETER	RESULT	REPORTING LIMIT	UNITS	MDL
4-Amino-2,6-dinitrotoluene	ND	0.23	mg/kg	0.0093
2-Amino-4,6-dinitrotoluene	ND	0.23	mg/kg	0.012
1,3-Dinitrobenzene	ND	0.23	mg/kg	0.0039
2,4-Dinitrotoluene	ND	0.23	mg/kg	0.0049
2,6-Dinitrotoluene	ND	0.23	mg/kg	0.0068
HMX	ND	0.23	mg/kg	0.011
Nitrobenzene	ND	0.23	mg/kg	0.016
Nitroglycerin	ND	0.46	mg/kg	0.014
2-Nitrotoluene	ND	0.23	mg/kg	0.012
3-Nitrotoluene	ND	0.23	mg/kg	0.014
4-Nitrotoluene	ND	0.46	mg/kg	0.017
PETN	ND	0.46	mg/kg	0.023
RDX	ND	0.23	mg/kg	0.011
Tetryl	ND	0.23	mg/kg	0.0093
1,3,5-Trinitrobenzene	ND	0.23	mg/kg	0.0093
2,4,6-Trinitrotoluene	ND	0.23	mg/kg	0.018

SURROGATE	PERCENT RECOVERY	RECOVERY LIMITS
3,4-Dinitrotoluene	108	(81 - 127)

Science Applications International Corp

Client Sample ID: B12SB-030-5094-SO

General Chemistry

Lot-Sample #...: A0B240490-006 **Work Order #...:** LV2D7 **Matrix.....:** SO
Date Sampled...: 02/23/10 12:10 **Date Received..:** 02/24/10
% Moisture.....: 18

PARAMETER	RESULT	RL	UNITS	METHOD	PREPARATION-ANALYSIS DATE	PREP BATCH #
Percent Solids	**82.1**	**10.0**	**%**	**MCAWW 160.3 MOD**	**03/01-03/02/10**	**0060075**

Dilution Factor: 1 MDL.....: 10.0

Science Applications International Corp

Client Sample ID: B12SB-030-6076-FD

HPLC

Lot-Sample #...: A0B240490-007 **Work Order #...:** LV2D81A4 **Matrix.....:** SO
Date Sampled...: 02/23/10 11:40 **Date Received..:** 02/24/10
Prep Date.....: 03/04/10 **Analysis Date..:** 03/09/10
Prep Batch #...: 0063129
Dilution Factor: 1
% Moisture.....: 22 **Method.....:** SW846 8330B

PARAMETER	RESULT	REPORTING LIMIT	UNITS	MDL
4-Amino-2,6-dinitrotoluene	ND	0.25	mg/kg	0.010
2-Amino-4,6-dinitrotoluene	ND	0.25	mg/kg	0.012
1,3-Dinitrobenzene	ND	0.25	mg/kg	0.0042
2,4-Dinitrotoluene	ND	0.25	mg/kg	0.0053
2,6-Dinitrotoluene	ND	0.25	mg/kg	0.0073
HMX	ND	0.25	mg/kg	0.012
Nitrobenzene	ND	0.25	mg/kg	0.018
Nitroglycerin	ND	0.50	mg/kg	0.015
2-Nitrotoluene	ND	0.25	mg/kg	0.013
3-Nitrotoluene	ND	0.25	mg/kg	0.016
4-Nitrotoluene	ND	0.50	mg/kg	0.018
PETN	ND	0.50	mg/kg	0.025
RDX	ND	0.25	mg/kg	0.012
Tetryl	ND	0.25	mg/kg	0.010
1,3,5-Trinitrobenzene	ND	0.25	mg/kg	0.010
2,4,6-Trinitrotoluene	ND	0.25	mg/kg	0.019

SURROGATE	PERCENT RECOVERY	RECOVERY LIMITS
3,4-Dinitrotoluene	106	(81 - 127)

Science Applications International Corp

Client Sample ID: B12SB-030-6076-FD

General Chemistry

Lot-Sample #...: A0B240490-007 **Work Order #...:** LV2D8 **Matrix.....:** SO
Date Sampled...: 02/23/10 11:40 **Date Received..:** 02/24/10
% Moisture.....: 22

PARAMETER	RESULT	RL	UNITS	METHOD	PREPARATION-ANALYSIS DATE	PREP BATCH #
Percent Solids	**77.7**	**10.0**	**%**	**MCAWW 160.3 MOD**	**03/01-03/02/10**	**0060075**

Dilution Factor: 1 MDL.....: 10.0

Science Applications International Corp

Client Sample ID: B12SB-031-5097-SO

HPLC

Lot-Sample #...: A0B240490-008 **Work Order #...:** LV2D91A4 **Matrix.....:** SO
Date Sampled...: 02/23/10 15:15 **Date Received..:** 02/24/10
Prep Date.....: 03/04/10 **Analysis Date..:** 03/09/10
Prep Batch #...: 0063129
Dilution Factor: 1.01
% Moisture.....: 25 **Method.....:** SW846 8330B

PARAMETER	RESULT	REPORTING LIMIT	UNITS	MDL
4-Amino-2,6-dinitrotoluene	ND	0.25	mg/kg	0.010
2-Amino-4,6-dinitrotoluene	ND	0.25	mg/kg	0.013
1,3-Dinitrobenzene	ND	0.25	mg/kg	0.0042
2,4-Dinitrotoluene	ND	0.25	mg/kg	0.0054
2,6-Dinitrotoluene	ND	0.25	mg/kg	0.0074
HMX	ND	0.25	mg/kg	0.012
Nitrobenzene	ND	0.25	mg/kg	0.018
Nitroglycerin	ND	0.50	mg/kg	0.015
2-Nitrotoluene	ND	0.25	mg/kg	0.013
3-Nitrotoluene	ND	0.25	mg/kg	0.016
4-Nitrotoluene	ND	0.50	mg/kg	0.018
PETN	ND	0.50	mg/kg	0.025
RDX	ND	0.25	mg/kg	0.012
Tetryl	ND	0.25	mg/kg	0.010
1,3,5-Trinitrobenzene	ND	0.25	mg/kg	0.010
2,4,6-Trinitrotoluene	ND	0.25	mg/kg	0.020

SURROGATE	PERCENT RECOVERY	RECOVERY LIMITS
3,4-Dinitrotoluene	106	(81 - 127)

Science Applications International Corp

Client Sample ID: B12SB-031-5097-SO

General Chemistry

Lot-Sample #...: A0B240490-008 **Work Order #...:** LV2D9 **Matrix.....:** SO
Date Sampled...: 02/23/10 15:15 **Date Received..:** 02/24/10
% Moisture.....: 25

PARAMETER	RESULT	RL	UNITS	METHOD	PREPARATION-ANALYSIS DATE	PREP BATCH #
Percent Solids	**75.3**	**10.0**	**%**	**MCAWW 160.3 MOD**	**03/01-03/02/10**	**0060075**

Dilution Factor: 1 MDL.....: 10.0

Science Applications International Corp

Client Sample ID: B12SB-031-5098-SO

HPLC

Lot-Sample #...: A0B240490-009 **Work Order #...:** LV2EC1A4 **Matrix.....:** SO
Date Sampled...: 02/23/10 16:35 **Date Received..:** 02/24/10
Prep Date.....: 03/04/10 **Analysis Date..:** 03/09/10
Prep Batch #...: 0063129
Dilution Factor: 0.96
% Moisture.....: 23 **Method.....:** SW846 8330B

PARAMETER	RESULT	REPORTING LIMIT	UNITS	MDL
4-Amino-2,6-dinitrotoluene	ND	0.24	mg/kg	0.0096
2-Amino-4,6-dinitrotoluene	ND	0.24	mg/kg	0.012
1,3-Dinitrobenzene	ND	0.24	mg/kg	0.0040
2,4-Dinitrotoluene	ND	0.24	mg/kg	0.0051
2,6-Dinitrotoluene	ND	0.24	mg/kg	0.0070
HMX	ND	0.24	mg/kg	0.012
Nitrobenzene	ND	0.24	mg/kg	0.017
Nitroglycerin	ND	0.48	mg/kg	0.014
2-Nitrotoluene	ND	0.24	mg/kg	0.012
3-Nitrotoluene	ND	0.24	mg/kg	0.015
4-Nitrotoluene	ND	0.48	mg/kg	0.017
PETN	ND	0.48	mg/kg	0.024
RDX	ND	0.24	mg/kg	0.012
Tetryl	ND	0.24	mg/kg	0.0096
1,3,5-Trinitrobenzene	ND	0.24	mg/kg	0.0096
2,4,6-Trinitrotoluene	ND	0.24	mg/kg	0.019

SURROGATE	PERCENT RECOVERY	RECOVERY LIMITS
3,4-Dinitrotoluene	107	(81 - 127)

Science Applications International Corp

Client Sample ID: B12SB-031-5098-SO

General Chemistry

Lot-Sample #...: A0B240490-009 **Work Order #...:** LV2EC **Matrix.....:** SO
Date Sampled...: 02/23/10 16:35 **Date Received..:** 02/24/10
% Moisture.....: 23

PARAMETER	RESULT	RL	UNITS	METHOD	PREPARATION-ANALYSIS DATE	PREP BATCH #
Percent Solids	**77.4**	**10.0**	**%**	**MCAWW 160.3 MOD**	**03/01-03/02/10**	**0060075**

Dilution Factor: 1 MDL.....: 10.0

Science Applications International Corp

Client Sample ID: B12SB-032-5101-SO

HPLC

Lot-Sample #...: A0B240490-010 **Work Order #...:** LV2EF1A4 **Matrix.....:** SO
Date Sampled...: 02/23/10 14:35 **Date Received..:** 02/24/10
Prep Date.....: 03/04/10 **Analysis Date..:** 03/09/10
Prep Batch #...: 0063129
Dilution Factor: 0.95
% Moisture.....: 27 **Method.....:** SW846 8330B

PARAMETER	RESULT	REPORTING LIMIT	UNITS	MDL
4-Amino-2,6-dinitrotoluene	ND	0.24	mg/kg	0.0095
2-Amino-4,6-dinitrotoluene	ND	0.24	mg/kg	0.012
1,3-Dinitrobenzene	ND	0.24	mg/kg	0.0040
2,4-Dinitrotoluene	ND	0.24	mg/kg	0.0050
2,6-Dinitrotoluene	ND	0.24	mg/kg	0.0069
HMX	**0.015 J**	**0.24**	**mg/kg**	**0.011**
Nitrobenzene	ND	0.24	mg/kg	0.017
Nitroglycerin	ND	0.48	mg/kg	0.014
2-Nitrotoluene	ND	0.24	mg/kg	0.012
3-Nitrotoluene	ND	0.24	mg/kg	0.015
4-Nitrotoluene	ND	0.48	mg/kg	0.017
PETN	ND	0.48	mg/kg	0.024
RDX	ND	0.24	mg/kg	0.011
Tetryl	ND	0.24	mg/kg	0.0095
1,3,5-Trinitrobenzene	ND	0.24	mg/kg	0.0095
2,4,6-Trinitrotoluene	ND	0.24	mg/kg	0.018

SURROGATE	PERCENT RECOVERY	RECOVERY LIMITS
3,4-Dinitrotoluene	106	(81 - 127)

NOTE(S):

J Estimated result. Result is less than RL.

Science Applications International Corp

Client Sample ID: B12SB-032-5101-SO

General Chemistry

Lot-Sample #...: A0B240490-010 **Work Order #...:** LV2EF **Matrix.....:** SO
Date Sampled...: 02/23/10 14:35 **Date Received..:** 02/24/10
% Moisture.....: 27

PARAMETER	RESULT	RL	UNITS	METHOD	PREPARATION-ANALYSIS DATE	PREP BATCH #
Percent Solids	**73.3**	**10.0**	**%**	**MCAWW 160.3 MOD**	**03/01-03/02/10**	**0060075**

Dilution Factor: 1 MDL.....: 10.0

Science Applications International Corp

Client Sample ID: B12SB-032-5102-SO

HPLC

Lot-Sample #...: A0B240490-011 **Work Order #...:** LV2EH1A4 **Matrix.....:** SO
Date Sampled...: 02/23/10 14:55 **Date Received..:** 02/24/10
Prep Date.....: 03/04/10 **Analysis Date..:** 03/09/10
Prep Batch #...: 0063129
Dilution Factor: 1
% Moisture.....: 23 **Method.....:** SW846 8330B

PARAMETER	RESULT	REPORTING LIMIT	UNITS	MDL
4-Amino-2,6-dinitrotoluene	ND	0.25	mg/kg	0.010
2-Amino-4,6-dinitrotoluene	ND	0.25	mg/kg	0.012
1,3-Dinitrobenzene	ND	0.25	mg/kg	0.0042
2,4-Dinitrotoluene	ND	0.25	mg/kg	0.0053
2,6-Dinitrotoluene	ND	0.25	mg/kg	0.0073
HMX	ND	0.25	mg/kg	0.012
Nitrobenzene	ND	0.25	mg/kg	0.018
Nitroglycerin	ND	0.50	mg/kg	0.015
2-Nitrotoluene	ND	0.25	mg/kg	0.013
3-Nitrotoluene	ND	0.25	mg/kg	0.016
4-Nitrotoluene	ND	0.50	mg/kg	0.018
PETN	ND	0.50	mg/kg	0.025
RDX	ND	0.25	mg/kg	0.012
Tetryl	ND	0.25	mg/kg	0.010
1,3,5-Trinitrobenzene	ND	0.25	mg/kg	0.010
2,4,6-Trinitrotoluene	ND	0.25	mg/kg	0.019

SURROGATE	PERCENT RECOVERY	RECOVERY LIMITS
3,4-Dinitrotoluene	107	(81 - 127)

Science Applications International Corp

Client Sample ID: B12SB-032-5102-SO

General Chemistry

Lot-Sample #...: A0B240490-011 **Work Order #...:** LV2EH **Matrix.....:** SO
Date Sampled...: 02/23/10 14:55 **Date Received..:** 02/24/10
% Moisture.....: 23

PARAMETER	RESULT	RL	UNITS	METHOD	PREPARATION-ANALYSIS DATE	PREP BATCH #
Percent Solids	**76.8**	**10.0**	**%**	**MCAWW 160.3 MOD**	**03/01-03/02/10**	**0060075**

Dilution Factor: 1 MDL.....: 10.0

Science Applications International Corp

Client Sample ID: CPCSS-036-5014-SO

HPLC

Lot-Sample #...: A0B240490-012 **Work Order #...:** LV2EJ1A5 **Matrix.....:** SO
Date Sampled...: 02/23/10 16:00 **Date Received..:** 02/24/10
Prep Date.....: 03/04/10 **Analysis Date..:** 03/09/10
Prep Batch #...: 0063129
Dilution Factor: 0.96
% Moisture.....: 24 **Method.....:** SW846 8330B

PARAMETER	RESULT	REPORTING LIMIT	UNITS	MDL
4-Amino-2,6-dinitrotoluene	ND	0.24	mg/kg	0.0096
2-Amino-4,6-dinitrotoluene	ND	0.24	mg/kg	0.012
1,3-Dinitrobenzene	ND	0.24	mg/kg	0.0040
2,4-Dinitrotoluene	ND	0.24	mg/kg	0.0051
2,6-Dinitrotoluene	ND	0.24	mg/kg	0.0070
HMX	ND	0.24	mg/kg	0.012
Nitrobenzene	ND	0.24	mg/kg	0.017
Nitroglycerin	ND	0.48	mg/kg	0.014
2-Nitrotoluene	ND	0.24	mg/kg	0.012
3-Nitrotoluene	ND	0.24	mg/kg	0.015
4-Nitrotoluene	ND	0.48	mg/kg	0.017
PETN	ND	0.48	mg/kg	0.024
RDX	ND	0.24	mg/kg	0.012
Tetryl	ND	0.24	mg/kg	0.0096
1,3,5-Trinitrobenzene	ND	0.24	mg/kg	0.0096
2,4,6-Trinitrotoluene	ND	0.24	mg/kg	0.019

SURROGATE	PERCENT RECOVERY	RECOVERY LIMITS
3,4-Dinitrotoluene	107	(81 - 127)

Science Applications International Corp

Client Sample ID: CPCSS-036-5014-SO

General Chemistry

Lot-Sample #...: A0B240490-012 **Work Order #...:** LV2EJ **Matrix.....:** SO
Date Sampled...: 02/23/10 16:00 **Date Received..:** 02/24/10
% Moisture.....: 24

PARAMETER	RESULT	RL	UNITS	METHOD	PREPARATION-ANALYSIS DATE	PREP BATCH #
Percent Solids	**76.0**	**10.0**	**%**	**MCAWW 160.3 MOD**	**03/01-03/02/10**	**0060075**

Dilution Factor: 1 MDL.....: 10.0

Science Applications International Corp

Client Sample ID: CPCSS-037-5015-SO

HPLC

Lot-Sample #...: A0B240490-013 **Work Order #...:** LV2FA1AG **Matrix.....:** SO
Date Sampled...: 02/23/10 14:50 **Date Received..:** 02/24/10
Prep Date.....: 03/04/10 **Analysis Date..:** 03/09/10
Prep Batch #...: 0063129
Dilution Factor: 0.99
% Moisture.....: 34 **Method.....:** SW846 8330B

PARAMETER	RESULT	REPORTING LIMIT	UNITS	MDL
4-Amino-2,6-dinitrotoluene	ND	0.25	mg/kg	0.0099
2-Amino-4,6-dinitrotoluene	ND	0.25	mg/kg	0.012
1,3-Dinitrobenzene	ND	0.25	mg/kg	0.0042
2,4-Dinitrotoluene	ND	0.25	mg/kg	0.0052
2,6-Dinitrotoluene	ND	0.25	mg/kg	0.0072
HMX	ND	0.25	mg/kg	0.012
Nitrobenzene	ND	0.25	mg/kg	0.017
Nitroglycerin	ND	0.50	mg/kg	0.015
2-Nitrotoluene	ND	0.25	mg/kg	0.013
3-Nitrotoluene	ND	0.25	mg/kg	0.015
4-Nitrotoluene	ND	0.50	mg/kg	0.018
PETN	ND	0.50	mg/kg	0.025
RDX	ND	0.25	mg/kg	0.012
Tetryl	ND	0.25	mg/kg	0.0099
1,3,5-Trinitrobenzene	ND	0.25	mg/kg	0.0099
2,4,6-Trinitrotoluene	ND	0.25	mg/kg	0.019

SURROGATE	PERCENT RECOVERY	RECOVERY LIMITS
3,4-Dinitrotoluene	106	(81 - 127)

Science Applications International Corp

Client Sample ID: CPCSS-037-5015-SO

General Chemistry

Lot-Sample #...: A0B240490-013 **Work Order #...:** LV2FA **Matrix.....:** SO
Date Sampled...: 02/23/10 14:50 **Date Received..:** 02/24/10
% Moisture.....: 34

PARAMETER	RESULT	RL	UNITS	METHOD	PREPARATION-ANALYSIS DATE	PREP BATCH #
Percent Solids	**65.7**	**10.0**	**%**	**MCAWW 160.3 MOD**	**03/01-03/02/10**	**0060075**

Dilution Factor: 1 MDL.....: 10.0

Science Applications International Corp

Client Sample ID: CPCSS-037-6041-FD

HPLC

Lot-Sample #...: A0B240490-014 **Work Order #...:** LV2FD1AN **Matrix.....:** SO
Date Sampled...: 02/23/10 14:50 **Date Received..:** 02/24/10
Prep Date.....: 03/04/10 **Analysis Date..:** 03/09/10
Prep Batch #...: 0063129
Dilution Factor: 0.98
% Moisture.....: 33 **Method.....:** SW846 8330B

PARAMETER	RESULT	REPORTING LIMIT	UNITS	MDL
4-Amino-2,6-dinitrotoluene	ND	0.24	mg/kg	0.0098
2-Amino-4,6-dinitrotoluene	ND	0.24	mg/kg	0.012
1,3-Dinitrobenzene	ND	0.24	mg/kg	0.0041
2,4-Dinitrotoluene	ND	0.24	mg/kg	0.0052
2,6-Dinitrotoluene	ND	0.24	mg/kg	0.0072
HMX	ND	0.24	mg/kg	0.012
Nitrobenzene	ND	0.24	mg/kg	0.017
Nitroglycerin	ND	0.49	mg/kg	0.015
2-Nitrotoluene	ND	0.24	mg/kg	0.013
3-Nitrotoluene	ND	0.24	mg/kg	0.015
4-Nitrotoluene	ND	0.49	mg/kg	0.018
PETN	ND	0.49	mg/kg	0.024
RDX	ND	0.24	mg/kg	0.012
Tetryl	ND	0.24	mg/kg	0.0098
1,3,5-Trinitrobenzene	ND	0.24	mg/kg	0.0098
2,4,6-Trinitrotoluene	ND	0.24	mg/kg	0.019

SURROGATE	PERCENT RECOVERY	RECOVERY LIMITS
3,4-Dinitrotoluene	107	(81 - 127)

Science Applications International Corp

Client Sample ID: CPCSS-037-6041-FD

General Chemistry

Lot-Sample #...: A0B240490-014 **Work Order #...:** LV2FD **Matrix.....:** SO
Date Sampled...: 02/23/10 14:50 **Date Received..:** 02/24/10
% Moisture.....: 33

PARAMETER	RESULT	RL	UNITS	METHOD	PREPARATION-ANALYSIS DATE	PREP BATCH #
Percent Solids	**67.4**	**10.0**	**%**	**MCAWW 160.3 MOD**	**03/01-03/02/10**	**0060075**

Dilution Factor: 1 MDL.....: 10.0

Science Applications International Corp

Client Sample ID: CPCSS-038-5016-SO

HPLC

Lot-Sample #...: A0B240490-015 **Work Order #...:** LV2FG1AV **Matrix.....:** SO
Date Sampled...: 02/23/10 10:50 **Date Received..:** 02/24/10
Prep Date.....: 03/04/10 **Analysis Date..:** 03/09/10
Prep Batch #...: 0063129
Dilution Factor: 0.97
% Moisture.....: 23 **Method.....:** SW846 8330B

PARAMETER	RESULT	REPORTING LIMIT	UNITS	MDL
4-Amino-2,6-dinitrotoluene	ND	0.24	mg/kg	0.0097
2-Amino-4,6-dinitrotoluene	ND	0.24	mg/kg	0.012
1,3-Dinitrobenzene	ND	0.24	mg/kg	0.0041
2,4-Dinitrotoluene	ND	0.24	mg/kg	0.0051
2,6-Dinitrotoluene	ND	0.24	mg/kg	0.0071
HMX	ND	0.24	mg/kg	0.012
Nitrobenzene	ND	0.24	mg/kg	0.017
Nitroglycerin	ND	0.48	mg/kg	0.015
2-Nitrotoluene	ND	0.24	mg/kg	0.013
3-Nitrotoluene	ND	0.24	mg/kg	0.015
4-Nitrotoluene	ND	0.48	mg/kg	0.018
PETN	ND	0.48	mg/kg	0.024
RDX	ND	0.24	mg/kg	0.012
Tetryl	ND	0.24	mg/kg	0.0097
1,3,5-Trinitrobenzene	ND	0.24	mg/kg	0.0097
2,4,6-Trinitrotoluene	ND	0.24	mg/kg	0.019

SURROGATE	PERCENT RECOVERY	RECOVERY LIMITS
3,4-Dinitrotoluene	106	(81 - 127)

Science Applications International Corp

Client Sample ID: CPCSS-038-5016-SO

General Chemistry

Lot-Sample #...: A0B240490-015 **Work Order #...:** LV2FG **Matrix.....:** SO
Date Sampled...: 02/23/10 10:50 **Date Received..:** 02/24/10
% Moisture.....: 23

PARAMETER	RESULT	RL	UNITS	METHOD	PREPARATION-ANALYSIS DATE	PREP BATCH #
Percent Solids	**77.1**	**10.0**	**%**	**MCAWW 160.3 MOD**	**03/01-03/02/10**	**0060075**

Dilution Factor: 1 MDL.....: 10.0

Science Applications International Corp

Client Sample ID: CPCSS-039-5017-SO

HPLC

Lot-Sample #...: A0B240490-016 **Work Order #...:** LV2FH1A9 **Matrix.....:** SO
Date Sampled...: 02/23/10 11:50 **Date Received..:** 02/24/10
Prep Date.....: 03/02/10 **Analysis Date..:** 03/03/10
Prep Batch #...: 0061232
Dilution Factor: 1
% Moisture.....: 20 **Method.....:** SW846 8330 (Modif

PARAMETER	RESULT	REPORTING LIMIT	UNITS	MDL
Nitroguanidine	ND	0.25	mg/kg	0.020

Science Applications International Corp

Client Sample ID: CPCSS-039-5017-SO

HPLC

Lot-Sample #...: A0B240490-016 **Work Order #...:** LV2FH1A8 **Matrix.....:** SO
Date Sampled...: 02/23/10 11:50 **Date Received..:** 02/24/10
Prep Date.....: 03/04/10 **Analysis Date..:** 03/10/10
Prep Batch #...: 0063129
Dilution Factor: 0.97
% Moisture.....: 20 **Method.....:** SW846 8330B

PARAMETER	RESULT	REPORTING LIMIT	UNITS	MDL
4-Amino-2,6-dinitrotoluene	ND	0.24	mg/kg	0.0097
2-Amino-4,6-dinitrotoluene	ND	0.24	mg/kg	0.012
1,3-Dinitrobenzene	ND	0.24	mg/kg	0.0041
2,4-Dinitrotoluene	ND	0.24	mg/kg	0.0051
2,6-Dinitrotoluene	ND	0.24	mg/kg	0.0071
HMX	ND	0.24	mg/kg	0.012
Nitrobenzene	ND	0.24	mg/kg	0.017
Nitroglycerin	ND	0.48	mg/kg	0.015
2-Nitrotoluene	ND	0.24	mg/kg	0.013
3-Nitrotoluene	ND	0.24	mg/kg	0.015
4-Nitrotoluene	ND	0.48	mg/kg	0.018
PETN	ND	0.48	mg/kg	0.024
RDX	ND	0.24	mg/kg	0.012
Tetryl	ND	0.24	mg/kg	0.0097
1,3,5-Trinitrobenzene	ND	0.24	mg/kg	0.0097
2,4,6-Trinitrotoluene	ND	0.24	mg/kg	0.019

SURROGATE	PERCENT RECOVERY	RECOVERY LIMITS
3,4-Dinitrotoluene	106	(81 - 127)

Science Applications International Corp

Client Sample ID: CPCSS-039-5017-SO

General Chemistry

Lot-Sample #...: A0B240490-016 **Work Order #...:** LV2FH **Matrix.....:** SO
Date Sampled...: 02/23/10 11:50 **Date Received..:** 02/24/10
% Moisture.....: 20

PARAMETER	RESULT	RL	UNITS	METHOD	PREPARATION-ANALYSIS DATE	PREP BATCH #
Nitrocellulose	**1.2 B**	**6.3**	**mg/kg**	**MCAWW 353.2**	**02/26-03/01/10**	**0057293**
		Dilution Factor: 1		MDL.....: 0.98		
Percent Solids	**79.6**	**10.0**	**%**	**MCAWW 160.3 MOD**	**03/01-03/02/10**	**0060075**
		Dilution Factor: 1		MDL.....: 10.0		

NOTE(S):

RL Reporting Limit

Results and reporting limits have been adjusted for dry weight.

B Estimated result. Result is less than RL.

Science Applications International Corp

Client Sample ID: CPCSS-040-5018-SO

HPLC

Lot-Sample #...: A0B240490-017 **Work Order #...:** LV2FK1AV **Matrix.....:** SO
Date Sampled...: 02/23/10 13:00 **Date Received..:** 02/24/10
Prep Date.....: 03/04/10 **Analysis Date..:** 03/10/10
Prep Batch #...: 0063129
Dilution Factor: 1
% Moisture.....: 25 **Method.....:** SW846 8330B

PARAMETER	RESULT	REPORTING LIMIT	UNITS	MDL
4-Amino-2,6-dinitrotoluene	ND	0.25	mg/kg	0.010
2-Amino-4,6-dinitrotoluene	ND	0.25	mg/kg	0.012
1,3-Dinitrobenzene	ND	0.25	mg/kg	0.0042
2,4-Dinitrotoluene	ND	0.25	mg/kg	0.0053
2,6-Dinitrotoluene	ND	0.25	mg/kg	0.0073
HMX	ND	0.25	mg/kg	0.012
Nitrobenzene	ND	0.25	mg/kg	0.018
Nitroglycerin	ND	0.50	mg/kg	0.015
2-Nitrotoluene	ND	0.25	mg/kg	0.013
3-Nitrotoluene	ND	0.25	mg/kg	0.016
4-Nitrotoluene	ND	0.50	mg/kg	0.018
PETN	ND	0.50	mg/kg	0.025
RDX	ND	0.25	mg/kg	0.012
Tetryl	ND	0.25	mg/kg	0.010
1,3,5-Trinitrobenzene	ND	0.25	mg/kg	0.010
2,4,6-Trinitrotoluene	ND	0.25	mg/kg	0.019

SURROGATE	PERCENT RECOVERY	RECOVERY LIMITS
3,4-Dinitrotoluene	106	(81 - 127)

Science Applications International Corp

Client Sample ID: CPCSS-040-5018-SO

General Chemistry

Lot-Sample #...: A0B240490-017 **Work Order #...:** LV2FK **Matrix.....:** SO
Date Sampled...: 02/23/10 13:00 **Date Received..:** 02/24/10
% Moisture.....: 25

PARAMETER	RESULT	RL	UNITS	METHOD	PREPARATION-ANALYSIS DATE	PREP BATCH #
Percent Solids	**74.5**	**10.0**	**%**	**MCAWW 160.3 MOD**	**03/01-03/02/10**	**0060075**

Dilution Factor: 1 MDL.....: 10.0

Science Applications International Corp

Client Sample ID: CPCSS-041-5019-SO

HPLC

Lot-Sample #...: A0B240490-018 **Work Order #...:** LV2FM1A3 **Matrix.....:** SO
Date Sampled...: 02/23/10 08:45 **Date Received..:** 02/24/10
Prep Date.....: 03/04/10 **Analysis Date..:** 03/10/10
Prep Batch #...: 0063129
Dilution Factor: 1.02
% Moisture.....: 24 **Method.....:** SW846 8330B

PARAMETER	RESULT	REPORTING LIMIT	UNITS	MDL
4-Amino-2,6-dinitrotoluene	ND	0.26	mg/kg	0.010
2-Amino-4,6-dinitrotoluene	ND	0.26	mg/kg	0.013
1,3-Dinitrobenzene	ND	0.26	mg/kg	0.0043
2,4-Dinitrotoluene	ND	0.26	mg/kg	0.0054
2,6-Dinitrotoluene	ND	0.26	mg/kg	0.0074
HMX	ND	0.26	mg/kg	0.012
Nitrobenzene	ND	0.26	mg/kg	0.018
Nitroglycerin	ND	0.51	mg/kg	0.015
2-Nitrotoluene	ND	0.26	mg/kg	0.013
3-Nitrotoluene	ND	0.26	mg/kg	0.016
4-Nitrotoluene	ND	0.51	mg/kg	0.019
PETN	ND	0.51	mg/kg	0.026
RDX	ND	0.26	mg/kg	0.012
Tetryl	ND	0.26	mg/kg	0.010
1,3,5-Trinitrobenzene	ND	0.26	mg/kg	0.010
2,4,6-Trinitrotoluene	ND	0.26	mg/kg	0.020

SURROGATE	PERCENT RECOVERY	RECOVERY LIMITS
3,4-Dinitrotoluene	107	(81 - 127)

Science Applications International Corp

Client Sample ID: CPCSS-041-5019-SO

General Chemistry

Lot-Sample #...: A0B240490-018 **Work Order #...:** LV2FM **Matrix.....:** SO
Date Sampled...: 02/23/10 08:45 **Date Received..:** 02/24/10
% Moisture.....: 24

PARAMETER	RESULT	RL	UNITS	METHOD	PREPARATION-ANALYSIS DATE	PREP BATCH #
Percent Solids	**75.5**	**10.0**	**%**	**MCAWW 160.3 MOD**	**03/01-03/02/10**	**0060075**

Dilution Factor: 1 MDL.....: 10.0

Science Applications International Corp

Client Sample ID: CPCSS-042-5020-SO

HPLC

Lot-Sample #...: A0B240490-019 **Work Order #...:** LV2FP1A3 **Matrix.....:** SO
Date Sampled...: 02/23/10 08:50 **Date Received..:** 02/24/10
Prep Date.....: 03/04/10 **Analysis Date..:** 03/10/10
Prep Batch #...: 0063129
Dilution Factor: 0.98
% Moisture.....: 27 **Method.....:** SW846 8330B

PARAMETER	RESULT	REPORTING LIMIT	UNITS	MDL
4-Amino-2,6-dinitrotoluene	ND	0.24	mg/kg	0.0098
2-Amino-4,6-dinitrotoluene	ND	0.24	mg/kg	0.012
1,3-Dinitrobenzene	ND	0.24	mg/kg	0.0041
2,4-Dinitrotoluene	ND	0.24	mg/kg	0.0052
2,6-Dinitrotoluene	ND	0.24	mg/kg	0.0072
HMX	ND	0.24	mg/kg	0.012
Nitrobenzene	ND	0.24	mg/kg	0.017
Nitroglycerin	ND	0.49	mg/kg	0.015
2-Nitrotoluene	ND	0.24	mg/kg	0.013
3-Nitrotoluene	ND	0.24	mg/kg	0.015
4-Nitrotoluene	ND	0.49	mg/kg	0.018
PETN	ND	0.49	mg/kg	0.024
RDX	ND	0.24	mg/kg	0.012
Tetryl	ND	0.24	mg/kg	0.0098
1,3,5-Trinitrobenzene	ND	0.24	mg/kg	0.0098
2,4,6-Trinitrotoluene	ND	0.24	mg/kg	0.019

SURROGATE	PERCENT RECOVERY	RECOVERY LIMITS
3,4-Dinitrotoluene	106	(81 - 127)

Science Applications International Corp

Client Sample ID: CPCSS-042-5020-SO

General Chemistry

Lot-Sample #...: A0B240490-019 **Work Order #...:** LV2FP **Matrix.....:** SO
Date Sampled...: 02/23/10 08:50 **Date Received..:** 02/24/10
% Moisture.....: 27

PARAMETER	RESULT	RL	UNITS	METHOD	PREPARATION-ANALYSIS DATE	PREP BATCH #
Percent Solids	**72.8**	**10.0**	**%**	**MCAWW 160.3 MOD**	**03/01-03/02/10**	**0060075**

Dilution Factor: 1 MDL.....: 10.0

Science Applications International Corp

Client Sample ID: CPCSS-043-5021-SO

HPLC

Lot-Sample #...: A0B240490-020 **Work Order #...:** LV2FQ1DL **Matrix.....:** SO
Date Sampled...: 02/23/10 14:00 **Date Received..:** 02/24/10
Prep Date.....: 03/04/10 **Analysis Date..:** 03/10/10
Prep Batch #...: 0063129
Dilution Factor: 1.01
% Moisture.....: 55 **Method.....:** SW846 8330B

PARAMETER	RESULT	REPORTING LIMIT	UNITS	MDL
4-Amino-2,6-dinitrotoluene	ND	0.25	mg/kg	0.010
2-Amino-4,6-dinitrotoluene	ND	0.25	mg/kg	0.013
1,3-Dinitrobenzene	ND	0.25	mg/kg	0.0042
2,4-Dinitrotoluene	ND	0.25	mg/kg	0.0054
2,6-Dinitrotoluene	ND	0.25	mg/kg	0.0074
HMX	ND	0.25	mg/kg	0.012
Nitrobenzene	ND	0.25	mg/kg	0.018
Nitroglycerin	ND	0.50	mg/kg	0.015
2-Nitrotoluene	ND	0.25	mg/kg	0.013
3-Nitrotoluene	ND	0.25	mg/kg	0.016
4-Nitrotoluene	ND	0.50	mg/kg	0.018
PETN	ND	0.50	mg/kg	0.025
RDX	ND	0.25	mg/kg	0.012
Tetryl	ND	0.25	mg/kg	0.010
1,3,5-Trinitrobenzene	ND	0.25	mg/kg	0.010
2,4,6-Trinitrotoluene	ND	0.25	mg/kg	0.020

SURROGATE	PERCENT RECOVERY	RECOVERY LIMITS
3,4-Dinitrotoluene	108	(81 - 127)

Science Applications International Corp

Client Sample ID: CPCSS-043-5021-SO

General Chemistry

Lot-Sample #...: A0B240490-020 **Work Order #...:** LV2FQ **Matrix.....:** SO
Date Sampled...: 02/23/10 14:00 **Date Received..:** 02/24/10
% Moisture.....: 55

PARAMETER	RESULT	RL	UNITS	METHOD	PREPARATION-ANALYSIS DATE	PREP BATCH #
Percent Solids	**44.6**	**10.0**	**%**	**MCAWW 160.3 MOD**	**03/01-03/02/10**	**0060075**

Dilution Factor: 1 MDL.....: 10.0

METHOD BLANK REPORT

HPLC

Client Lot #...: A0B240490 **Work Order #...:** LV7NL1AA **Matrix.....:** SOLID
MB Lot-Sample #: G0C020000-232
Prep Date.....: 03/02/10
Analysis Date..: 03/03/10 **Prep Batch #...:** 0061232
Dilution Factor: 1

PARAMETER	RESULT	REPORTING LIMIT	UNITS	METHOD
Nitroguanidine	ND	0.25	mg/kg	SW846 8330 (Modif

NOTE(S):

Calculations are performed before rounding to avoid round-off errors in calculated results.

METHOD BLANK REPORT

HPLC

Client Lot #...: A0B240490 **Work Order #...:** LV9RD1AA **Matrix.....:** SOLID
MB Lot-Sample #: G0C040000-129

Prep Date.....: 03/04/10
Analysis Date..: 03/09/10 **Prep Batch #...:** 0063129
Dilution Factor: 1

PARAMETER	RESULT	REPORTING LIMIT	UNITS	METHOD
1,3-Dinitrobenzene	ND	0.25	mg/kg	SW846 8330B
2,4-Dinitrotoluene	ND	0.25	mg/kg	SW846 8330B
2,6-Dinitrotoluene	ND	0.25	mg/kg	SW846 8330B
Nitrobenzene	ND	0.25	mg/kg	SW846 8330B
Nitroglycerin	ND	0.50	mg/kg	SW846 8330B
1,3,5-Trinitrobenzene	ND	0.25	mg/kg	SW846 8330B
2,4,6-Trinitrotoluene	ND	0.25	mg/kg	SW846 8330B
HMX	ND	0.25	mg/kg	SW846 8330B
RDX	ND	0.25	mg/kg	SW846 8330B
Tetryl	ND	0.25	mg/kg	SW846 8330B
2-Nitrotoluene	ND	0.25	mg/kg	SW846 8330B
3-Nitrotoluene	ND	0.25	mg/kg	SW846 8330B
4-Nitrotoluene	ND	0.50	mg/kg	SW846 8330B
4-Amino-2,6-dinitrotoluene	ND	0.25	mg/kg	SW846 8330B
2-Amino-4,6-dinitrotoluene	ND	0.25	mg/kg	SW846 8330B
PETN	ND	0.50	mg/kg	SW846 8330B

SURROGATE	PERCENT RECOVERY	RECOVERY LIMITS
3,4-Dinitrotoluene	105	(81 - 127)

NOTE(S):

Calculations are performed before rounding to avoid round-off errors in calculated results.

METHOD BLANK REPORT

General Chemistry

Client Lot #...: A0B240490 **Matrix.....:** SOLID

PARAMETER	RESULT	REPORTING LIMIT	UNITS	METHOD	PREPARATION-ANALYSIS DATE	PREP BATCH #
Nitrocellulose		Work Order #: LV5R91AA		MB Lot-Sample #:	G0B260000-293	
	ND	5.0	mg/kg	MCAWW 353.2	02/26-03/01/10	0057293
		Dilution Factor: 1				
Percent Solids		Work Order #: LV6E81AA		MB Lot-Sample #:	A0C010000-075	
	ND	10.0	%	MCAWW 160.3 MOD	03/01-03/02/10	0060075
		Dilution Factor: 1				

NOTE(S):

Calculations are performed before rounding to avoid round-off errors in calculated results.

LABORATORY CONTROL SAMPLE EVALUATION REPORT

HPLC

Client Lot #...: A0B240490 **Work Order #...:** LV7NL1AC **Matrix.....:** SOLID
LCS Lot-Sample#: G0C020000-232
Prep Date.....: 03/02/10 **Analysis Date..:** 03/03/10
Prep Batch #...: 0061232
Dilution Factor: 1

PARAMETER	PERCENT RECOVERY	RECOVERY LIMITS	METHOD
Nitroguanidine	**93**	**(72 - 121)**	**SW846 8330 (Modified**

NOTE(S):

Calculations are performed before rounding to avoid round-off errors in calculated results.

Bold print denotes control parameters

LABORATORY CONTROL SAMPLE DATA REPORT

HPLC

Client Lot #...: A0B240490 **Work Order #...:** LV7NL1AC **Matrix.....:** SOLID
LCS Lot-Sample#: G0C020000-232
Prep Date.....: 03/02/10 **Analysis Date..:** 03/03/10
Prep Batch #...: 0061232
Dilution Factor: 1

PARAMETER	SPIKE AMOUNT	MEASURED AMOUNT	UNITS	PERCENT RECOVERY	METHOD
Nitroguanidine	**1.0**	**0.93**	**mg/kg**	**93**	**SW846 8330 (Modi**

NOTE(S):

Calculations are performed before rounding to avoid round-off errors in calculated results.

Bold print denotes control parameters

LABORATORY CONTROL SAMPLE EVALUATION REPORT

HPLC

Client Lot #...: A0B240490 **Work Order #...:** LV9RD1AC **Matrix.....:** SOLID
LCS Lot-Sample#: G0C040000-129
Prep Date.....: 03/04/10 **Analysis Date..:** 03/09/10
Prep Batch #...: 0063129
Dilution Factor: 1

PARAMETER	PERCENT RECOVERY	RECOVERY LIMITS	METHOD
2-Amino-4,6-dinitrotoluene	**100**	**(80 - 125)**	**SW846 8330B**
4-Amino-2,6-dinitrotoluene	**99**	**(80 - 125)**	**SW846 8330B**
1,3-Dinitrobenzene	**100**	**(80 - 125)**	**SW846 8330B**
2,4-Dinitrotoluene	**99**	**(80 - 125)**	**SW846 8330B**
2,6-Dinitrotoluene	**100**	**(80 - 120)**	**SW846 8330B**
HMX	**99**	**(75 - 125)**	**SW846 8330B**
Nitrobenzene	**99**	**(75 - 125)**	**SW846 8330B**
2-Nitrotoluene	**104**	**(80 - 125)**	**SW846 8330B**
3-Nitrotoluene	**97**	**(75 - 120)**	**SW846 8330B**
4-Nitrotoluene	**97**	**(75 - 125)**	**SW846 8330B**
RDX	**102**	**(70 - 135)**	**SW846 8330B**
Tetryl	**89**	**(10 - 150)**	**SW846 8330B**
1,3,5-Trinitrobenzene	**101**	**(75 - 125)**	**SW846 8330B**
2,4,6-Trinitrotoluene	**93**	**(55 - 140)**	**SW846 8330B**
Nitroglycerin	**102**	**(74 - 112)**	**SW846 8330B**
PETN	**98**	**(75 - 117)**	**SW846 8330B**

SURROGATE	PERCENT RECOVERY	RECOVERY LIMITS
3,4-Dinitrotoluene	106	(81 - 127)

NOTE(S):

Calculations are performed before rounding to avoid round-off errors in calculated results.

Bold print denotes control parameters

LABORATORY CONTROL SAMPLE DATA REPORT

HPLC

Client Lot #...: A0B240490 **Work Order #...:** LV9RD1AC **Matrix.....:** SOLID
LCS Lot-Sample#: G0C040000-129
Prep Date.....: 03/04/10 **Analysis Date..:** 03/09/10
Prep Batch #...: 0063129
Dilution Factor: 1

PARAMETER	SPIKE AMOUNT	MEASURED AMOUNT	UNITS	PERCENT RECOVERY	METHOD
2-Amino-4,6-dinitrotoluene	**0.50**	**0.50**	**mg/kg**	**100**	**SW846 8330B**
4-Amino-2,6-dinitrotoluene	**0.50**	**0.50**	**mg/kg**	**99**	**SW846 8330B**
1,3-Dinitrobenzene	**0.50**	**0.50**	**mg/kg**	**100**	**SW846 8330B**
2,4-Dinitrotoluene	**0.50**	**0.50**	**mg/kg**	**99**	**SW846 8330B**
2,6-Dinitrotoluene	**0.50**	**0.50**	**mg/kg**	**100**	**SW846 8330B**
HMX	**0.50**	**0.50**	**mg/kg**	**99**	**SW846 8330B**
Nitrobenzene	**0.50**	**0.49**	**mg/kg**	**99**	**SW846 8330B**
2-Nitrotoluene	**0.50**	**0.52**	**mg/kg**	**104**	**SW846 8330B**
3-Nitrotoluene	**0.50**	**0.49**	**mg/kg**	**97**	**SW846 8330B**
4-Nitrotoluene	**0.50**	**0.49**	**mg/kg**	**97**	**SW846 8330B**
RDX	**0.50**	**0.51**	**mg/kg**	**102**	**SW846 8330B**
Tetryl	**0.50**	**0.45**	**mg/kg**	**89**	**SW846 8330B**
1,3,5-Trinitrobenzene	**0.50**	**0.50**	**mg/kg**	**101**	**SW846 8330B**
2,4,6-Trinitrotoluene	**0.50**	**0.46**	**mg/kg**	**93**	**SW846 8330B**
Nitroglycerin	**1.0**	**1.0**	**mg/kg**	**102**	**SW846 8330B**
PETN	**1.0**	**0.98**	**mg/kg**	**98**	**SW846 8330B**

SURROGATE	PERCENT RECOVERY	RECOVERY LIMITS
3,4-Dinitrotoluene	106	(81 - 127)

NOTE(S):

Calculations are performed before rounding to avoid round-off errors in calculated results.

Bold print denotes control parameters

LABORATORY CONTROL SAMPLE EVALUATION REPORT

General Chemistry

Client Lot #...: A0B240490 **Matrix.....:** SOLID

PARAMETER	PERCENT RECOVERY	RECOVERY LIMITS	METHOD	PREPARATION-ANALYSIS DATE	PREP BATCH #
Nitrocellulose		Work Order #: LV5R91AC	LCS Lot-Sample#: G0B260000-293		
	68	(34 - 115)	MCAWW 353.2	02/26-03/01/10	0057293
		Dilution Factor: 1			

NOTE(S):

Calculations are performed before rounding to avoid round-off errors in calculated results.

LABORATORY CONTROL SAMPLE DATA REPORT

General Chemistry

Client Lot #...: A0B240490 **Matrix.....:** SOLID

PARAMETER	SPIKE AMOUNT	MEASURED AMOUNT	UNITS	PERCNT RECVRY	METHOD	PREPARATION-ANALYSIS DATE	PREP BATCH #
Nitrocellulose		Work Order #: LV5R91AC		LCS Lot-Sample#: G0B260000-293			
	50.9	34.7	mg/kg	68	MCAWW 353.2	02/26-03/01/10	0057293
		Dilution Factor: 1					

NOTE(S):

Calculations are performed before rounding to avoid round-off errors in calculated results.

MATRIX SPIKE SAMPLE EVALUATION REPORT

HPLC

Client Lot #...: A0B240490 **Work Order #...:** LV4021AF-MS **Matrix.....:** SOLID
MS Lot-Sample #: A0B260449-001 LV4021AG-MSD
Date Sampled...: 02/25/10 14:52 **Date Received..:** 02/26/10
Prep Date.....: 03/02/10 **Analysis Date..:** 03/03/10
Prep Batch #...: 0061232
Dilution Factor: 1 **% Moisture.....:** 11

PARAMETER	PERCENT RECOVERY	RECOVERY LIMITS	RPD	RPD LIMITS	METHOD
Nitroguanidine	**91**	**(72 - 121)**			**SW846 8330 (Modified**
	94	**(72 - 121)**	**3.2**	**(0-20)**	**SW846 8330 (Modified**

NOTE(S):

Calculations are performed before rounding to avoid round-off errors in calculated results.

Bold print denotes control parameters

MATRIX SPIKE SAMPLE DATA REPORT

HPLC

Client Lot #...: A0B240490 **Work Order #...:** LV4021AF-MS **Matrix.....:** SOLID
MS Lot-Sample #: A0B260449-001 LV4021AG-MSD
Date Sampled...: 02/25/10 14:52 **Date Received..:** 02/26/10
Prep Date.....: 03/02/10 **Analysis Date..:** 03/03/10
Prep Batch #...: 0061232
Dilution Factor: 1 **% Moisture.....:** 11

PARAMETER	SAMPLE AMOUNT	SPIKE AMT	MEASRD AMOUNT	UNITS	PERCNT RECVRY	RPD	METHOD
Nitroguanidine	**ND**	**1.0**	**0.91**	**mg/kg**	**91**		**SW846 8330 (Modified**
	ND	**1.0**	**0.94**	**mg/kg**	**94**	**3.2**	**SW846 8330 (Modified**

NOTE(S):

Calculations are performed before rounding to avoid round-off errors in calculated results.

Bold print denotes control parameters

MATRIX SPIKE SAMPLE EVALUATION REPORT

HPLC

Client Lot #...: A0B240490 **Work Order #...:** LV2DH1DN-MS **Matrix.....:** SO
MS Lot-Sample #: A0B240490-001 LV2DH1DP-MSD
Date Sampled...: 02/23/10 09:03 **Date Received..:** 02/24/10
Prep Date.....: 03/04/10 **Analysis Date..:** 03/09/10
Prep Batch #...: 0063129
Dilution Factor: 0.94

PARAMETER	PERCENT RECOVERY	RECOVERY LIMITS	RPD	RPD LIMITS	METHOD
2-Amino-4,6-dinitrotoluene	**97**	**(80 - 125)**			**SW846 8330B**
	98	**(80 - 125)**	**0.41**	**(0-30)**	**SW846 8330B**
4-Amino-2,6-dinitrotoluene	**97**	**(80 - 125)**			**SW846 8330B**
	98	**(80 - 125)**	**1.1**	**(0-30)**	**SW846 8330B**
1,3-Dinitrobenzene	**100**	**(80 - 125)**			**SW846 8330B**
	101	**(80 - 125)**	**1.3**	**(0-30)**	**SW846 8330B**
2,4-Dinitrotoluene	**101**	**(80 - 125)**			**SW846 8330B**
	101	**(80 - 125)**	**0.73**	**(0-30)**	**SW846 8330B**
2,6-Dinitrotoluene	**102**	**(80 - 120)**			**SW846 8330B**
	104	**(80 - 120)**	**1.4**	**(0-30)**	**SW846 8330B**
HMX	**96**	**(75 - 125)**			**SW846 8330B**
	97	**(75 - 125)**	**0.59**	**(0-30)**	**SW846 8330B**
Nitrobenzene	**99**	**(75 - 125)**			**SW846 8330B**
	99	**(75 - 125)**	**0.12**	**(0-30)**	**SW846 8330B**
2-Nitrotoluene	**97**	**(80 - 125)**			**SW846 8330B**
	98	**(80 - 125)**	**0.54**	**(0-30)**	**SW846 8330B**
3-Nitrotoluene	**96**	**(75 - 120)**			**SW846 8330B**
	96	**(75 - 120)**	**0.86**	**(0-30)**	**SW846 8330B**
4-Nitrotoluene	**97**	**(75 - 125)**			**SW846 8330B**
	97	**(75 - 125)**	**0.26**	**(0-30)**	**SW846 8330B**
RDX	**91**	**(70 - 135)**			**SW846 8330B**
	92	**(70 - 135)**	**1.3**	**(0-30)**	**SW846 8330B**
Tetryl	**89**	**(10 - 150)**			**SW846 8330B**
	89	**(10 - 150)**	**0.45**	**(0-30)**	**SW846 8330B**
1,3,5-Trinitrobenzene	**100**	**(75 - 125)**			**SW846 8330B**
	101	**(75 - 125)**	**1.4**	**(0-30)**	**SW846 8330B**
2,4,6-Trinitrotoluene	**93**	**(55 - 140)**			**SW846 8330B**
	93	**(55 - 140)**	**0.22**	**(0-30)**	**SW846 8330B**
Nitroglycerin	**102**	**(74 - 112)**			**SW846 8330B**
	103	**(74 - 112)**	**0.73**	**(0-30)**	**SW846 8330B**
PETN	**100**	**(75 - 117)**			**SW846 8330B**
	101	**(75 - 117)**	**1.1**	**(0-30)**	**SW846 8330B**

(Continued on next page)

MATRIX SPIKE SAMPLE EVALUATION REPORT

HPLC

Client Lot #...: A0B240490 **Work Order #...:** LV2DH1DN-MS **Matrix.....:** SO
MS Lot-Sample #: A0B240490-001 LV2DH1DP-MSD

SURROGATE	PERCENT RECOVERY	RECOVERY LIMITS
3,4-Dinitrotoluene	108	(81 - 127)
	108	(81 - 127)

NOTE(S):

Calculations are performed before rounding to avoid round-off errors in calculated results.

Bold print denotes control parameters

MATRIX SPIKE SAMPLE DATA REPORT

HPLC

Client Lot #...: A0B240490 **Work Order #...:** LV2DH1DN-MS **Matrix.....:** SO
MS Lot-Sample #: A0B240490-001 LV2DH1DP-MSD
Date Sampled...: 02/23/10 09:03 **Date Received..:** 02/24/10
Prep Date.....: 03/04/10 **Analysis Date..:** 03/09/10
Prep Batch #...: 0063129
Dilution Factor: 0.94

PARAMETER	SAMPLE AMOUNT	SPIKE AMT	MEASRD AMOUNT	UNITS	PERCNT RECVRY	RPD	METHOD
2-Amino-4,6-dinitrotoluene	**0.074**	**0.47**	**0.53**	**mg/kg**	**97**		**SW846 8330B**
	0.074	**0.47**	**0.53**	**mg/kg**	**98**	**0.41**	**SW846 8330B**
4-Amino-2,6-dinitrotoluene	**0.083**	**0.47**	**0.54**	**mg/kg**	**97**		**SW846 8330B**
	0.083	**0.47**	**0.55**	**mg/kg**	**98**	**1.1**	**SW846 8330B**
1,3-Dinitrobenzene	**ND**	**0.47**	**0.47**	**mg/kg**	**100**		**SW846 8330B**
	ND	**0.47**	**0.48**	**mg/kg**	**101**	**1.3**	**SW846 8330B**
2,4-Dinitrotoluene	**ND**	**0.47**	**0.47**	**mg/kg**	**101**		**SW846 8330B**
	ND	**0.47**	**0.48**	**mg/kg**	**101**	**0.73**	**SW846 8330B**
2,6-Dinitrotoluene	**ND**	**0.47**	**0.48**	**mg/kg**	**102**		**SW846 8330B**
	ND	**0.47**	**0.49**	**mg/kg**	**104**	**1.4**	**SW846 8330B**
HMX	**ND**	**0.47**	**0.45**	**mg/kg**	**96**		**SW846 8330B**
	ND	**0.47**	**0.46**	**mg/kg**	**97**	**0.59**	**SW846 8330B**
Nitrobenzene	**ND**	**0.47**	**0.47**	**mg/kg**	**99**		**SW846 8330B**
	ND	**0.47**	**0.47**	**mg/kg**	**99**	**0.12**	**SW846 8330B**
2-Nitrotoluene	**ND**	**0.47**	**0.46**	**mg/kg**	**97**		**SW846 8330B**
	ND	**0.47**	**0.46**	**mg/kg**	**98**	**0.54**	**SW846 8330B**
3-Nitrotoluene	**ND**	**0.47**	**0.45**	**mg/kg**	**96**		**SW846 8330B**
	ND	**0.47**	**0.45**	**mg/kg**	**96**	**0.86**	**SW846 8330B**
4-Nitrotoluene	**ND**	**0.47**	**0.46**	**mg/kg**	**97**		**SW846 8330B**
	ND	**0.47**	**0.46**	**mg/kg**	**97**	**0.26**	**SW846 8330B**
RDX	**ND**	**0.47**	**0.43**	**mg/kg**	**91**		**SW846 8330B**
	ND	**0.47**	**0.43**	**mg/kg**	**92**	**1.3**	**SW846 8330B**
Tetryl	**ND**	**0.47**	**0.42**	**mg/kg**	**89**		**SW846 8330B**
	ND	**0.47**	**0.42**	**mg/kg**	**89**	**0.45**	**SW846 8330B**
1,3,5-Trinitrobenzene	**ND**	**0.47**	**0.47**	**mg/kg**	**100**		**SW846 8330B**
	ND	**0.47**	**0.48**	**mg/kg**	**101**	**1.4**	**SW846 8330B**
2,4,6-Trinitrotoluene	**0.051**	**0.47**	**0.49**	**mg/kg**	**93**		**SW846 8330B**
	0.051	**0.47**	**0.49**	**mg/kg**	**93**	**0.22**	**SW846 8330B**
Nitroglycerin	**ND**	**0.94**	**0.96**	**mg/kg**	**102**		**SW846 8330B**
	ND	**0.94**	**0.97**	**mg/kg**	**103**	**0.73**	**SW846 8330B**
PETN	**ND**	**0.94**	**0.94**	**mg/kg**	**100**		**SW846 8330B**
	ND	**0.94**	**0.95**	**mg/kg**	**101**	**1.1**	**SW846 8330B**

(Continued on next page)

MATRIX SPIKE SAMPLE DATA REPORT

HPLC

Client Lot #...: A0B240490 **Work Order #...:** LV2DH1DN-MS **Matrix.....:** SO
MS Lot-Sample #: A0B240490-001 LV2DH1DP-MSD

SURROGATE	PERCENT RECOVERY	RECOVERY LIMITS
3,4-Dinitrotoluene	108	(81 - 127)
	108	(81 - 127)

NOTE(S):

Calculations are performed before rounding to avoid round-off errors in calculated results.

Bold print denotes control parameters

MATRIX SPIKE SAMPLE EVALUATION REPORT

HPLC

Client Lot #...: A0B240490 **Work Order #...:** LV2FQ1DM-MS **Matrix.....:** SO
MS Lot-Sample #: A0B240490-020 LV2FQ1DN-MSD
Date Sampled...: 02/23/10 14:00 **Date Received..:** 02/24/10
Prep Date.....: 03/04/10 **Analysis Date..:** 03/10/10
Prep Batch #...: 0063129
Dilution Factor: 0.97

PARAMETER	PERCENT RECOVERY	RECOVERY LIMITS	RPD	RPD LIMITS	METHOD
2-Amino-4,6-dinitrotoluene	**92**	**(80 - 125)**			**SW846 8330B**
	93	**(80 - 125)**	**0.67**	**(0-30)**	**SW846 8330B**
4-Amino-2,6-dinitrotoluene	**76 a**	**(80 - 125)**			**SW846 8330B**
	77 a	**(80 - 125)**	**0.27**	**(0-30)**	**SW846 8330B**
1,3-Dinitrobenzene	**98**	**(80 - 125)**			**SW846 8330B**
	100	**(80 - 125)**	**0.02**	**(0-30)**	**SW846 8330B**
2,4-Dinitrotoluene	**95**	**(80 - 125)**			**SW846 8330B**
	97	**(80 - 125)**	**0.30**	**(0-30)**	**SW846 8330B**
2,6-Dinitrotoluene	**95**	**(80 - 120)**			**SW846 8330B**
	96	**(80 - 120)**	**0.45**	**(0-30)**	**SW846 8330B**
HMX	**98**	**(75 - 125)**			**SW846 8330B**
	100	**(75 - 125)**	**0.18**	**(0-30)**	**SW846 8330B**
Nitrobenzene	**94**	**(75 - 125)**			**SW846 8330B**
	96	**(75 - 125)**	**0.80**	**(0-30)**	**SW846 8330B**
2-Nitrotoluene	**94**	**(80 - 125)**			**SW846 8330B**
	96	**(80 - 125)**	**0.13**	**(0-30)**	**SW846 8330B**
3-Nitrotoluene	**93**	**(75 - 120)**			**SW846 8330B**
	94	**(75 - 120)**	**0.08**	**(0-30)**	**SW846 8330B**
4-Nitrotoluene	**93**	**(75 - 125)**			**SW846 8330B**
	96	**(75 - 125)**	**0.87**	**(0-30)**	**SW846 8330B**
RDX	**95**	**(70 - 135)**			**SW846 8330B**
	97	**(70 - 135)**	**0.58**	**(0-30)**	**SW846 8330B**
Tetryl	**85**	**(10 - 150)**			**SW846 8330B**
	85	**(10 - 150)**	**1.6**	**(0-30)**	**SW846 8330B**
1,3,5-Trinitrobenzene	**102**	**(75 - 125)**			**SW846 8330B**
	104	**(75 - 125)**	**0.50**	**(0-30)**	**SW846 8330B**
2,4,6-Trinitrotoluene	**94**	**(55 - 140)**			**SW846 8330B**
	94	**(55 - 140)**	**0.59**	**(0-30)**	**SW846 8330B**
Nitroglycerin	**102**	**(74 - 112)**			**SW846 8330B**
	150 a,p	**(74 - 112)**	**37**	**(0-30)**	**SW846 8330B**
PETN	**104**	**(75 - 117)**			**SW846 8330B**
	103	**(75 - 117)**	**2.7**	**(0-30)**	**SW846 8330B**

(Continued on next page)

MATRIX SPIKE SAMPLE EVALUATION REPORT

HPLC

Client Lot #...: A0B240490 **Work Order #...:** LV2FQ1DM-MS **Matrix.....:** SO
MS Lot-Sample #: A0B240490-020 LV2FQ1DN-MSD

SURROGATE	PERCENT RECOVERY	RECOVERY LIMITS
3,4-Dinitrotoluene	99	(81 - 127)
	98	(81 - 127)

NOTE(S):

Calculations are performed before rounding to avoid round-off errors in calculated results.

Bold print denotes control parameters

a Spiked analyte recovery is outside stated control limits.

p Relative percent difference (RPD) is outside stated control limits.

MATRIX SPIKE SAMPLE DATA REPORT

HPLC

Client Lot #...: A0B240490 **Work Order #...:** LV2FQ1DM-MS **Matrix.....:** SO
MS Lot-Sample #: A0B240490-020 LV2FQ1DN-MSD
Date Sampled...: 02/23/10 14:00 **Date Received..:** 02/24/10
Prep Date.....: 03/04/10 **Analysis Date..:** 03/10/10
Prep Batch #...: 0063129
Dilution Factor: 0.97

PARAMETER	SAMPLE AMOUNT	SPIKE AMT	MEASRD AMOUNT	UNITS	PERCNT RECVRY	RPD	METHOD
2-Amino-4,6-dinitrotoluene	**ND**	**0.49**	**0.45**	**mg/kg**	**92**		**SW846 8330B**
	ND	**0.48**	**0.44**	**mg/kg**	**93**	**0.67**	**SW846 8330B**
4-Amino-2,6-dinitrotoluene	**ND**	**0.49**	**0.37**	**mg/kg**	**76 a**		**SW846 8330B**
	ND	**0.48**	**0.37**	**mg/kg**	**77 a**	**0.27**	**SW846 8330B**
1,3-Dinitrobenzene	**ND**	**0.49**	**0.48**	**mg/kg**	**98**		**SW846 8330B**
	ND	**0.48**	**0.48**	**mg/kg**	**100**	**0.02**	**SW846 8330B**
2,4-Dinitrotoluene	**ND**	**0.49**	**0.46**	**mg/kg**	**95**		**SW846 8330B**
	ND	**0.48**	**0.46**	**mg/kg**	**97**	**0.30**	**SW846 8330B**
2,6-Dinitrotoluene	**ND**	**0.49**	**0.46**	**mg/kg**	**95**		**SW846 8330B**
	ND	**0.48**	**0.46**	**mg/kg**	**96**	**0.45**	**SW846 8330B**
HMX	**ND**	**0.49**	**0.48**	**mg/kg**	**98**		**SW846 8330B**
	ND	**0.48**	**0.48**	**mg/kg**	**100**	**0.18**	**SW846 8330B**
Nitrobenzene	**ND**	**0.49**	**0.46**	**mg/kg**	**94**		**SW846 8330B**
	ND	**0.48**	**0.46**	**mg/kg**	**96**	**0.80**	**SW846 8330B**
2-Nitrotoluene	**ND**	**0.49**	**0.46**	**mg/kg**	**94**		**SW846 8330B**
	ND	**0.48**	**0.46**	**mg/kg**	**96**	**0.13**	**SW846 8330B**
3-Nitrotoluene	**ND**	**0.49**	**0.45**	**mg/kg**	**93**		**SW846 8330B**
	ND	**0.48**	**0.45**	**mg/kg**	**94**	**0.08**	**SW846 8330B**
4-Nitrotoluene	**ND**	**0.49**	**0.45**	**mg/kg**	**93**		**SW846 8330B**
	ND	**0.48**	**0.46**	**mg/kg**	**96**	**0.87**	**SW846 8330B**
RDX	**ND**	**0.49**	**0.46**	**mg/kg**	**95**		**SW846 8330B**
	ND	**0.48**	**0.46**	**mg/kg**	**97**	**0.58**	**SW846 8330B**
Tetryl	**ND**	**0.49**	**0.41**	**mg/kg**	**85**		**SW846 8330B**
	ND	**0.48**	**0.41**	**mg/kg**	**85**	**1.6**	**SW846 8330B**
1,3,5-Trinitrobenzene	**ND**	**0.49**	**0.49**	**mg/kg**	**102**		**SW846 8330B**
	ND	**0.48**	**0.50**	**mg/kg**	**104**	**0.50**	**SW846 8330B**
2,4,6-Trinitrotoluene	**ND**	**0.49**	**0.46**	**mg/kg**	**94**		**SW846 8330B**
	ND	**0.48**	**0.45**	**mg/kg**	**94**	**0.59**	**SW846 8330B**
Nitroglycerin	**ND**	**0.97**	**0.99**	**mg/kg**	**102**		**SW846 8330B**
	ND	**0.96**	**1.4**	**mg/kg**	**150**	**37**	**SW846 8330B**
	Qualifiers: a,p						
PETN	**ND**	**0.97**	**1.0**	**mg/kg**	**104**		**SW846 8330B**
	ND	**0.96**	**0.98**	**mg/kg**	**103**	**2.7**	**SW846 8330B**

(Continued on next page)

MATRIX SPIKE SAMPLE DATA REPORT

HPLC

Client Lot #...: A0B240490 **Work Order #...:** LV2FQ1DM-MS **Matrix.....:** SO
MS Lot-Sample #: A0B240490-020 LV2FQ1DN-MSD

SURROGATE	PERCENT RECOVERY	RECOVERY LIMITS
3,4-Dinitrotoluene	99	(81 - 127)
	98	(81 - 127)

NOTE(S):

Calculations are performed before rounding to avoid round-off errors in calculated results.

Bold print denotes control parameters

a Spiked analyte recovery is outside stated control limits.

p Relative percent difference (RPD) is outside stated control limits.

MATRIX SPIKE SAMPLE EVALUATION REPORT

General Chemistry

Client Lot #...: A0B240490 **Matrix.....:** SOLID
Date Sampled...: 02/24/10 12:50 **Date Received..:** 02/25/10

PARAMETER	PERCENT RECOVERY	RECOVERY LIMITS	RPD	RPD LIMITS	METHOD	PREPARATION-ANALYSIS DATE	PREP BATCH #
						% Moisture.....: 5.9	
Nitrocellulose		WO#: LV3R51AF-MS/LV3R51AG-MSD				MS Lot-Sample #: A0B250493-002	
	43	(34 - 115)			MCAWW 353.2	02/26-03/01/10	0057293
	45	(34 - 115)	5.2	(0-71)	MCAWW 353.2	02/26-03/01/10	0057293
		Dilution Factor: 1					

NOTE(S):

Calculations are performed before rounding to avoid round-off errors in calculated results.

Results and reporting limits have been adjusted for dry weight.

MATRIX SPIKE SAMPLE DATA REPORT

General Chemistry

Client Lot #...: A0B240490 **Matrix.....:** SOLID
Date Sampled...: 02/24/10 12:50 **Date Received..:** 02/25/10

PARAMETER	SAMPLE AMOUNT	SPIKE AMT	MEASRD AMOUNT	UNITS	PERCNT RECVRY	RPD	METHOD	PREPARATION-ANALYSIS DATE	PREP BATCH #
								% Moisture.....: 5.9	
Nitrocellulose			WO#: LV3R51AF-MS/LV3R51AG-MSD					MS Lot-Sample #: A0B250493-002	
	ND	53.9	23.7	mg/kg	43		MCAWW 353.2	02/26-03/01/10	0057293
	ND	53.5	25.0	mg/kg	45	5.2	MCAWW 353.2	02/26-03/01/10	0057293

Dilution Factor: 1

NOTE(S):

Calculations are performed before rounding to avoid round-off errors in calculated results.

Results and reporting limits have been adjusted for dry weight.

SAMPLE DUPLICATE EVALUATION REPORT

General Chemistry

Client Lot #...: A0B240490 **Work Order #...:** LV2DH-SMP **Matrix.....:** SO
LV2DH-DUP
Date Sampled...: 02/23/10 09:03 **Date Received..:** 02/24/10
% Moisture.....: 29

PARAM	RESULT	DUPLICATE RESULT	UNITS	RPD	RPD LIMIT	METHOD	PREPARATION-ANALYSIS DATE	PREP BATCH #
Percent Solids						SD Lot-Sample #: A0B240490-001		
	70.8	75.9	%	6.9	(0-20)	MCAWW 160.3 MOD	03/01-03/02/10	0060075

Dilution Factor: 1

SAMPLE DUPLICATE EVALUATION REPORT

General Chemistry

Client Lot #...: A0B240490 **Work Order #...:** LV2FQ-SMP **Matrix.....:** SO
LV2FQ-DUP
Date Sampled...: 02/23/10 14:00 **Date Received..:** 02/24/10
% Moisture.....: 55

PARAM	RESULT	DUPLICATE RESULT	UNITS	RPD	RPD LIMIT	METHOD	PREPARATION-ANALYSIS DATE	PREP BATCH #
Percent Solids						SD Lot-Sample #: A0B240490-020		
	44.6	44.3	%	0.79	(0-20)	MCAWW 160.3 MOD	03/01-03/02/10	0060075

Dilution Factor: 1

Manual Integration Addendum

North Canton

Manual Integration Record

Instrument : PDA Lot# AOB240490

8330

Compound Name	Analysis date: ICAL									Analysis date: 3-4-10								Analysis date:									
	1	2	3	4	5	6	7	8	ICV	LCS	MB	LCS	LCSD														
Nitroguanidine										X																	

yes

3111

North Canton

Manual Integration Record

instrument : LC10 Lot# A0B240490

8330

Compound Name	Analysis date: ICAL									Analysis date:								Analysis date: 03/9/10								
	1	2	3	4	5	6	7	8	ICV	CCV	MB	LCS	LCSD					3	10							
2-AM-4, 6-DNT																		X								yes
3,4-Dinitrotoluene (surr)																		X	X							yes

3112

North Canton

Manual Integration Record

Instrument : LC9 Lot# A0B240490

8330

Compound Name	Analysis date: ICAL									Analysis date:								Analysis date: 03/9/10									
	1	2	3	4	5	6	7	8	ICV	CCV	MB	LCS	LCSD					3									
HMX																		X									yes
2,4,6-Trinitrotoluene																		X									yes
3,4-Dinitrotoluene (surr)																		X									yes

3113

SOLID, 8330B, Explosives

Raw Data Package

Run/Batch Data

Includes (as applicable):

runlogs

initial/continuing calibration standards

interference/performance check standards

initial/continuing calibration blanks

method blanks

lcs

ms/sd

sample raw data

ms tune data

TestAmerica West Sacramento
GC/LC INSTRUMENT LOG

Inst ID: LC10 Batch ID: 03082010
Method : Method 8330 Test : SOP SAC-LC-0009
ICAL Date: See Calibration Report

Date	Time	Operator	Sample ID	File ID	Vol or Wt	Extract Vol	Diln	Comments
08-MAR-2010	14:32	NS	8330 PRIMER	A-000001.	0 g	0 mL	1	
08-MAR-2010	15:21	NS	8330 PRIMER	A-000002.	0 g	0 mL	1	
08-MAR-2010	16:09	NS	STD_06 09GCSV0482 8330 200ng/m	A-000003.	0 g	0 mL	1	
08-MAR 2010	16:57	NS	LWDCW1AA 0064329 G0C050000-MB	A-000004.	10 g	80 mL	1	
08-MAR 2010	17:46	NS	LWDCW1AC 0064329 G0C050000-LCS	A-000005.	10 g	80 mL	1	
08-MAR-2010	18:34	NS	LV7J71AC 0064329 A0C020453-1	A-000006.	10.01 g	80 mL	1	
08-MAR-2010	19:23	NS	LV7J91AC 0064329 A0C020453-2	A-000007.	10.04 g	80 mL	1	
08-MAR-2010	20:11	NS	LV7KA1AC 0064329 A0C020453-3	A-000008.	10.08 g	80 mL	1	
08-MAR-2010	21:00	NS	LV8911AC 0064329 A0C030537-1	A-000009.	10 g	80 mL	1	
08-MAR-2010	21:48	NS	LV8981AC 0064329 A0C030537-2	A-000010.	10 g	80 mL	1	
08-MAR-2010	22:37	NS	LV8991AC 0064329 A0C030537-3	A-000011.	9.98 g	80 mL	1	
08-MAR-2010	23:25	NS	LV8991AD 0064329 A0C030537-3S	A-000012.	10.01 g	80 mL	1	
09-MAR-2010	00:14	NS	LV8991AE 0064329 A0C030537-3D	A-000013.	10.05 g	80 mL	1	
09-MAR-2010	01:02	NS	STD_05 10GCSV0072 8330 100ng/m	A-000014.	0 g	0 mL	1	
09-MAR-2010	01:50	NS	LV9AA1AC 0064329 A0C030537-4	A-000015.	10.01 g	80 mL	1	
09-MAR-2010	02:39	NS	LV9AC1AC 0064329 A0C030537-5	A-000016.	10.02 g	80 mL	1	
09-MAR-2010	03:27	NS	LV9AC1AD 0064329 A0C030537-5 D	A-000017.	9.98 g	80 mL	1	
09-MAR-2010	04:16	NS	LV9AC1AE 0064329 A0C030537-5 T	A-000018.	10.01 g	80 mL	1	
09-MAR-2010	05:04	NS	LV9RD1AA 0063129 G0C040000-MB	A-000019.	10 g	80 mL	1	
09-MAR-2010	05:53	NS	LV9RD1AC 0063129 G0C040000-LCS	A-000020.	10 g	80 mL	1	
09-MAR-2010	06:41	NS	LV2DH1DM 0063129 A0B240490-1	A-000021.	9.76 g	80 mL	1	
09-MAR-2010	07:30	NS	LV2DH1DN 0063129 A0B240490-1S	A-000022.	10.62 g	80 mL	1	
09-MAR-2010	08:18	NS	LV2DH1DP 0063129 A0B240490-1D	A-000023.	10.61 g	80 mL	1	
09-MAR-2010	09:07	NS	LV2D01A4 0063129 A0B240490-2	A-000024.	9.72 g	80 mL	1	
09-MAR-2010	09:55	NS	STD_05 10GCSV0072 8330 100ng/m	A-000025.	0 g	0 mL	1	
09-MAR-2010	10:43	NS	LV2D01A6 0063129 A0B240490-2	A-000026.	10.01 g	80 mL	1	NOT NEEDED NOT REPORTED
09-MAR-2010	11:32	NS	LV2D01A7 0063129 A0B240490-2	A-000027.	10.28 g	80 mL	1	NOT NEEDED REPORTED
09-MAR-2010	12:20	NS	LV2D21A8 0063129 A0B240490-3	A-000028.	10.86 g	80 mL	1	
09-MAR-2010	13:09	NS	LV2D51AK 0063129 A0B240490-4	A-000029.	9.98 g	80 mL	1	
09-MAR-2010	13:57	NS	LV2D61A4 0063129 A0B240490-5	A-000030.	9.71 g	80 mL	1	
09-MAR-2010	14:46	NS	LV2D71A4 0063129 A0B240490-6	A-000031.	10.69 g	80 mL	1	
09-MAR-2010	15:35	NS	LV2D81A4 0063129 A0B240490-7	A-000032.	9.91 g	80 mL	1	
09-MAR-2010	16:23	NS	QC TEST SURROGATE	A-000033.	1000 mL	20 mL	1	
09-MAR-2010	17:12	NS	LV2D91A4 0063129 A0B240490-8	A-000034.	9.87 g	80 mL	1	
09-MAR-2010	18:00	NS	LV2EC1A4 0063129 A0B240490-9	A-000035.	10.35 g	80 mL	1	
09-MAR-2010	18:49	NS	STD_05 10GCSV0072 8330 100ng/m	A-000036.	0 g	0 mL	1	
09-MAR-2010	19:37	NS	LV2EF1A4 0063129 A0B240490-10	A-000037.	10.52 g	80 mL	1	
09-MAR-2010	20:26	NS	LV2EH1A4 0063129 A0B240490-11	A-000038.	9.96 g	80 mL	1	
09-MAR-2010	21:14	NS	LV2EJ1A5 0063129 A0B240490-12	A-000039.	10.34 g	80 mL	1	
09-MAR-2010	22:03	NS	LV2FA1AG 0063129 A0B240490-13	A-000040.	10.09 g	80 mL	1	
09-MAR-2010	22:51	NS	LV2FD1AN 0063129 A0B240490-14	A-000041.	10.15 g	80 mL	1	
09-MAR-2010	23:40	NS	LV2FG1AV 0063129 A0B240490-1S	A-000042.	10.23 g	80 mL	1	
10-MAR-2010	00:29	NS	LV2FH1A8 0063129 A0B240490-16	A-000043.	10.3 g	80 mL	1	
10-MAR-2010	01:17	NS	LV2FK1AV 0063129 A0B240490-17	A-000044.	9.99 g	80 mL	1	
10-MAR-2010	02:05	NS	LV2FM1A3 0063129 A0B240490-18	A-000045.	9.79 g	80 mL	1	
10-MAR-2010	02:54	NS	LV2FP1A3 0063129 A0B240490-19	A-000046.	10.11 g	80 mL	1	
10-MAR-2010	03:42	NS	STD_05 10GCSV0072 8330 100ng/m	A-000047.	0 g	0 mL	1	
10-MAR-2010	04:31	NS	LV2FQ1DL 0063129 A0B240490-20	A-000048.	9.82 g	80 mL	1	
10-MAR-2010	05:20	NS	LV2FQ1DM 0063129 A0B240490-20	A-000049.	10.28 g	80 mL	1	
10-MAR-2010	06:08	NS	LV2FQ1DN 0063129 A0B240490-20	A-000050.	10.44 g	80 mL	1	

Sequence continued on next page

TestAmerica West Sacramento
GC/LC INSTRUMENT LOG

Page 2 of Batch 03082010 on Instrument LC10
For header information, refer to the first page of this batch's log.

Date	Time	Operator	Sample ID	File ID	Vol or Wt	Extract Vol	Diln	Comments
10-MAR-2010	06:57	NS	LWENK1AA 0067343 G0C080000-MB	A-000051.	10 g	80 mL	1	
10-MAR-2010	07:45	NS	LWENK1AC 0067343 G0C080000-LCS	A-000052.	10 g	80 mL	1	
10-MAR-2010	08:34	NS	LWAEM1AC 0067343 A0C040510-1	A-000053.	10.33 g	80 mL	1	
10-MAR-2010	09:23	NS	LWAE61AC 0067343 A0C040510-2	A-000054.	10.42 g	80 mL	1	
10-MAR-2010	10:11	NS	LWAFC1AC 0067343 A0C040510-3	A-000055.	10.12 g	80 mL	1	
10-MAR-2010	11:00	NS	LWAFF1AC 0067343 A0C040510-4	A-000056.	10.41 g	80 mL	1	
10-MAR-2010	11:48	NS	LWAFF1AD 0067343 A0C040510-4S	A-000057.	10.37 g	80 mL	1	
10-MAR 2010	12:36	NS	STD_05 10GCSV0072 8330 100ng/m	A-000058.	0 g	0 mL	1	
10-MAR-2010	13:25	NS	LWAFF1AE 0067343 A0C040510-4D	A-000059.	10.26 g	80 mL	1	
10-MAR-2010	14:13	NS	STD_05 10GCSV0072 8330 100ng/m	A-000060.	0 g	0 mL	1	

TestAmerica West Sacramento

A-000014.D

Chromatography Summary

Injection Date: 3/9/2010 1:02 **Operator:** NS

DataFile: LC10 I\03082010.B\A-000014.D **Vial Num:** 3

Instrument ID: LC10

Method 8330 Target Analyte Results

Sample : **STD_05 10GCSV0072 8330 100ng/mL**

Method File: LC10.I\03082010.B\8330AB.M

Start Cal Date: 3/1/2010 17:59 **End Cal Date:** 3/1/2010 23:38

Dilution Factor	Extract Volume	Sample Volume	Sample Weight
1X	0 mL	0 mL	0 g

Matrix: NONE **SubList:** CAL sub **SpikeList:**

Samp. Info: STD_05 10GCSV0072 8330 100ng/mL;2

Misc. Info: ;5; ; ; ;3,CAL.sub; ,0;1

	Synergi Hydro-RP C18(250mm-265nm)							Synergi Hydro-RP C18(358nm-205nm)								
Compound Name	RT	Response	PPB	Spike Level	%D	Result	Flag	RT	Response	PPB	Spike Level	%D	Result	Flag	Limits(%)	Flag
3,4-Dinitrotoluene	18.42	5021	104.1000<	100	4%	Acceptable		18.42	9604	98.3800	100	-2%	Acceptable		(±15)	
HMX	5.42	✓ 12784	95.9600<	100	-4%	Acceptable					**100**	**-100%**	**Fails**		(±15)	45
RDX	7.95	9054	100.3000<	100	0%	Acceptable					**100**	**-100%**	**Fails**		(±15)	45
Picric ACID	9.18	18225	207.9000	200	4%	Acceptable		9.18	26874	208.8000<	200	4%	Acceptable		(±15)	
1,3,5-Trinitrobenzene	10.49	15873	98.6700<	100	-1%	Acceptable					**100**	**-100%**	**Fails**		(±15)	45
1,3-Dinitrobenzene	13.47	15461	98.4600<	100	-2%	Acceptable					**100**	**-100%**	**Fails**		(±15)	45
TETRYL	14.89	8138	92.6800<	100	-7%	Acceptable					**100**	**-100%**	**Fails**		(±15)	45
Nitrobenzene	15.30	7236	97.7400<	100	-2%	Acceptable					**100**	**-100%**	**Fails**		(±15)	45
2,4,6-Trinitrotoluene	17.12	9042	94.6300<	100	-5%	Acceptable					**100**	**-100%**	**Fails**		(±15)	45
4-AM-2,6-DNT	17.86	7108	99.7100<	100	0%	Acceptable					**100**	**-100%**	**Fails**		(±15)	45
2-AM-4,6-DNT	18.96	8010	98.6900<	100	-1%	Acceptable					**100**	**-100%**	**Fails**		(±15)	45
2,6-Dinitrotoluene	20.67	5591	98.7200<	100	-1%	Acceptable					**100**	**-100%**	**Fails**		(±15)	45
2,4-Dinitrotoluene	21.44	9011	98.0800<	100	-2%	Acceptable					**100**	**-100%**	**Fails**		(±15)	45
2-Nitrotoluene	24.96	3913	96.0800<	100	-4%	Acceptable					**100**	**-100%**	**Fails**		(±15)	45
4-Nitrotoluene	26.93	4678	96.0400<	100	-4%	Acceptable					**100**	**-100%**	**Fails**		(±15)	45
3-Nitrotoluene	29.01	4589	95.5800<	100	-4%	Acceptable					**100**	**-100%**	**Fails**		(±15)	45
Nitroglycerin				**100**	**-100%**	**Fails**		16.15	6186	98.6600<	100	-1%	Acceptable		(±15)	45
PETN				**100**	**-100%**	**Fails**		32.35	✓3068	97.0500<	100	-3%	Acceptable		(±15)	45
3,5-Dinitroaniline	14.33	10125	98.3200<	100	-2%	Acceptable					**100**	**-100%**	**Fails**		(±15)	45
EGDN				**100**	**-100%**	**Fails**					**100**	**-100%**	**Fails**		(±15)	

m 3/9/10

Notes:
M = Manually Integrated
D = Operator Disabled Result
O = Over Calibration Range

Signals Differ by More Than 40%
Signals Differ by More Than 50%

Printed: 3/9/2010 9:09 AM

Test America West Sacramento

Method 8330

Data file : \\Terastation\share\GCdata\LC10.I\03082010.B\A-000014.D
Lab Smp Id: STD_05 10GCSV0072 8
Inj Date : 09-MAR-2010 01:02
Operator : NS Inst ID: LC10.i
Smp Info : STD_05 10GCSV0072 8330 100ng/mL;2
Misc Info : ;5; ; ; ;3;CAL.sub; ;0;1
Comment : SOP SAC-LC-0009
Method : \\Terastation\share\GCdata\LC10.I\03082010.B\8330AB.m
Meth Date : 09-Mar-2010 01:46 tap Quant Type: AREA%
Cal Date : 01-MAR-2010 23:38 Cal File: A-000017.d
Als bottle: 3 Continuing Calibration Sample
Dil Factor: 1.00000
Integrator: Falcon+ Compound Sublist: CAL.sub
Target Version: 4.14
Processing Host: SACP307HPLC

RT	AREA	HEIGHT	HT/AREA	% HEIGHT			COMPOUNDS
5.420	84840	12784	0.151	8.30		2	HMX
7.953	95097	9054	0.095	5.88		3	RDX
9.177	249505	18225	0.073	11.93		5	Picric ACID
10.490	205270	15873	0.077	10.31		6	1,3,5-Trinitrobenze
12.497	87	32	0.369	0.02			
13.467	247025	15461	0.063	10.04		7	1,3-Dinitrobenzene
14.333	171396	10125	0.059	6.57		8	3,5-Dinitroaniline
14.887	133135	8138	0.061	5.28		9	TETRYL
15.297	133754	7236	0.054	4.70		10	Nitrobenzene
17.120	168626	9042	0.054	5.87		12	2,4,6-Trinitrotolue
17.857	143637	7108	0.049	4.61		13	4-AM-2,6-DNT
18.417	97018	5021	0.052	3.26	$	1	3,4-Dinitrotoluene
18.963	177370	8010	0.045	5.20		14	2-AM-4,6-DNT
20.667	122421	5591	0.046	3.63		15	2,6-Dinitrotoluene
21.440	209992	9011	0.043	5.85		16	2,4-Dinitrotoluene
24.963	104215	3913	0.038	2.54		17	2-Nitrotoluene
26.927	135121	4678	0.035	3.03		18	4-Nitrotoluene
29.010	140964	4589	0.033	2.98		19	3-Nitrotoluene
	2619472	153891		100.000			

Total unknown % height = 0.02000

Data File: \\Terastation\share\GCdata\LC10.I\03082010.B\A-000014.D
Date : 09-MAR-2010 01:02
Client ID:
Sample Info: STD_05 10GCSV0072 8330 100ng/mL;2

Instrument: LC10.i
Operator: NS
Column diameter: 4.60

Column phase: SYNERGI HYDRORP C18

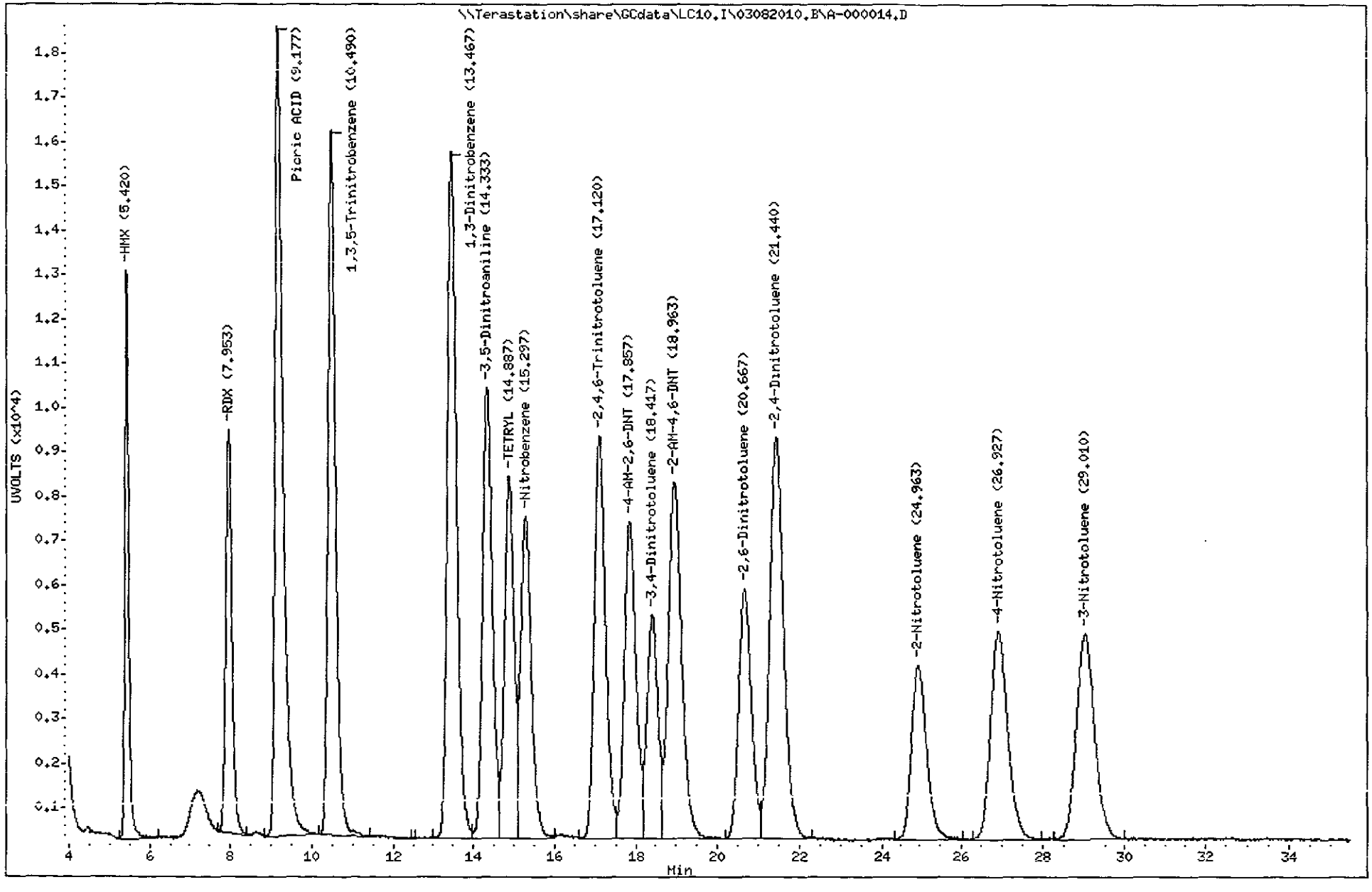

3121
North Canton

Test America West Sacramento

Method 8330

Data File : \\Terastation\share\GCdata\LC10.I\03082010.B\A-000014.D\A-000014
Lab Smp Id: STD_05 10GCSV0072 8
Inj Date : 09-MAR-2010 01:02
Operator : NS Inst ID: LC10.i
Smp Info : STD_05 10GCSV0072 8330 100ng/mL;2
Misc Info : ;5; ; ; ;3;CAL.sub; ;0;1
Comment : SOP SAC-LC-0009
Method : \\Terastation\share\GCdata\LC10.I\03082010.B\8330AB.M\83302.m
Meth Date : 09-Mar-2010 01:46 tap Quant Type: AREA%
Cal Date : 01-MAR-2010 23:38 Cal File: A-000017.d
Als bottle: 3 Continuing Calibration Sample
Dil Factor: 1.00000
Integrator: Falcon+ Compound Sublist: CAL.sub
Target Version: 4.14
Processing Host: SACP307HPLC

RT	AREA	HEIGHT	HT/AREA	% HEIGHT		COMPOUNDS
9.177	369918	26874	0.073	17.11		5 Picric ACID
10.490	4178	280	0.067	0.17		
13.470	125530	7998	0.064	5.06		
14.333	174950	10551	0.060	6.67		
14.887	174771	10785	0.062	6.82		
15.297	203206	11164	0.055	7.06		
16.153	106983	6186	0.058	3.91		11 Nitroglycerin
17.120	179153	9636	0.054	6.09		
17.857	209491	10469	0.050	6.62		
18.417	191057	9604	0.050	6.07	$	1 3,4-Dinitrotoluene
18.960	187641	8431	0.045	5.33		
20.667	216351	9654	0.045	6.10		
21.437	181368	7346	0.041	4.64		
24.967	249000	9342	0.038	5.91		
26.937	197128	6845	0.035	4.33		
29.007	287051	9158	0.032	5.79		
30.407	620	81	0.131	0.05		
30.657	1851	138	0.075	0.08		
30.863	1306	173	0.132	0.10		
31.187	3341	205	0.061	0.12		
32.353	130284	3068	0.024	1.94		20 PETN
34.633	1742	56	0.032	0.03		
	3196920	158044		100.000		

Total unknown % height = 70.97

Data File: \\Terastation\share\GCdata\LC10.I\03082010.B\A-000014.D\A-000014.D
Date : 09-MAR-2010 01:02
Client ID:
Sample Info: STD_05 10GCSV0072 8330 100ng/mL;2

Instrument: LC10.i
Operator: NS
Column diameter: 4.60

Column phase: SYNERGI HYDRORP C18

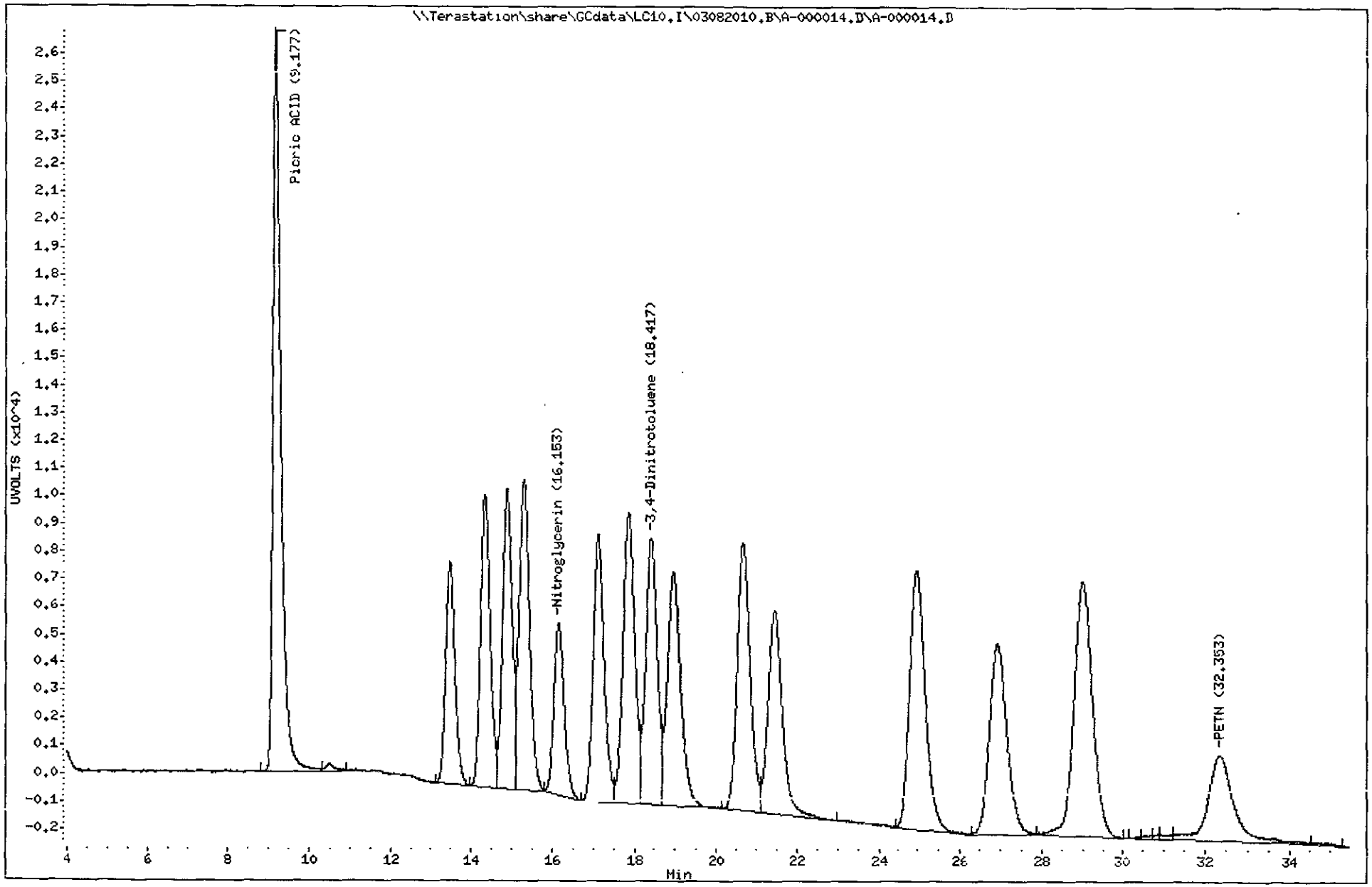

3123
North Canton

TestAmerica West Sacramento

A-000019.D

Chromatography Summary

Injection Date: 3/9/2010 5:04 **Operator:** NS

DataFile: LC10.I\03082010.B\A-000019.D **Vial Num:** 25

Method 8330 Target Analyte Results

Instrument ID: LC10

Sample : **LV9RD1AA 0063129 G0C040000-MB**

Method File: LC10.I\03082010.B\8330AB.M

Start Cal Date: 3/1/2010 17:59 **End Cal Date:** 3/1/2010 23:38

Dilution Factor	Extract Volume	Sample Volume	Sample Weight
1X	80 mL	0 mL	10 g

Matrix: SOIL **SubList:** SOLIDBQSM sub **SpikeList:**

Samp. Info: LV9RD1AA 0063129 G0C040000-MB;0

Misc. Info: ;;;10.00;80;2;SOLIDBQSM.sub; ,0,1

	Synergi Hydro-RP C18(250nm-265nm)					Synergi Hydro-RP C18(358nm-205nm)							
Compound Name	RT	Diff	Response	Conc (ug/Kg)	Flag	RT	Diff	Response	Conc (ug/Kg)	Flag	MDL	RL	Flag
3,4-Dinitrotoluene	18.57	0.010	3164	524.9000 <		18.56	-0.013	6090	499.1000		0.0000	0.00	
HMX											12.1000	250.00	
RDX											12.0000	250.00	
Picric ACID											100.0000	1000.00	
1,3,5-Trinitrobenzene											10.0000	250.00	
1,3-Dinitrobenzene											4.2000	250.00	
TETRYL											10.0000	250.00	
Nitrobenzene											17.6000	250.00	
2,4,6-Trinitrotoluene											19.4000	250.00	
4-AM-2,6-DNT											10.0000	250.00	
2-AM-4,6-DNT											12.5000	300.00	
2,6-Dinitrotoluene											7.3000	250.00	
2,4-Dinitrotoluene											5.3000	250.00	
2-Nitrotoluene	24.85	-0.264	180	35.3000 < ND							13.0000	250.00	45
4-Nitrotoluene											18.2000	500.00	
3-Nitrotoluene											15.5000	250.00	
Nitroglycerin											15.0000	500.00	
PETN											25.0000	500.00	
3,5-Dinitroaniline											8.8000	1300.00	

Surrogates:	Spiked	Recovered	%Rec	Spiked	Recovered	%Rec	Limits
3,4-Dinitrotoluene	500.0000	524.9000	105	500.0000	499.1000	100	(81-127)

Notes: M = Manually Integrated — Signals Differ by More Than 40%

D = Operator Disabled Result — Signals Differ by More Than 50%

O = Over Calibration Range

Printed: 3/16/2010 2:30 PM

Test America West Sacramento

Method 8330

Data file : \\Terastation\share\GCdata\LC10.I\03082010.B\A-000019.D
Lab Smp Id: LV9RD1AA 0063129 G0
Inj Date : 09-MAR-2010 05:04
Operator : NS Inst ID: LC10.i
Smp Info : LV9RD1AA 0063129 G0C040000-MB;0
Misc Info : ;;;10.00;80;2;SOLIDBQSM.sub; ;0;1
Comment : SOP SAC-LC-0009
Method : \\Terastation\share\GCdata\LC10.I\03082010.B\8330AB.m
Meth Date : 09-Mar-2010 01:46 tap Quant Type: AREA%
Cal Date : 01-MAR-2010 23:38 Cal File: A-000017.d
Als bottle: 25
Dil Factor: 1.00000
Integrator: Falcon+ Compound Sublist: SOLIDBQSM.sub
Target Version: 4.14
Processing Host: SACP307HPLC

Concentration Formula: Amt * DF * Uf*Vt / Ws * CpndVariable

Name	Value	Description
DF	1.000	Dilution Factor
Uf	1.000	Unit Correction Factor
Vt	80.000	Volume of final extract (mL)(1000 low, 2
Ws	10.000	Weight of sample extracted (g)
Cpnd Variable		Local Compound Variable

RT	AREA	HEIGHT	HT/AREA	% HEIGHT	COMPOUNDS
5.518	2204	115	0.052	2.21	
8.195	2059	143	0.069	2.75	
9.378	10556	519	0.049	9.99	
9.855	11416	510	0.045	9.81	
11.075	295	47	0.159	0.90	
11.388	415	46	0.111	0.88	
11.938	1092	75	0.069	1.44	
12.928	143	46	0.321	0.88	
13.771	365	43	0.118	0.82	
18.568	63465	3164	0.050	60.98	$ 1 3,4-Dinitrotoluene
22.848	1176	85	0.072	1.63	
24.371	222	42	0.189	0.80	
24.848	4689	180	0.038	3.46	17 2-Nitrotoluene
28.351	2182	90	0.041	1.73	
32.681	411	43	0.105	0.82	
34.178	280	47	0.168	0.90	
	100969	5195		100.000	

Total unknown % height = 35.56

Data File: \\Terastation\share\GCdata\LC10.I\03082010.B\A-000019.D
Date : 09-MAR-2010 05:04
Client ID:
Sample Info: LV9RD1AA 0063129 GOC040000-MB;0
Volume Injected (uL): 500.0
Column phase: SYNERGI HYDRORP C18

Instrument: LC10.i
Operator: NS
Column diameter: 4.60

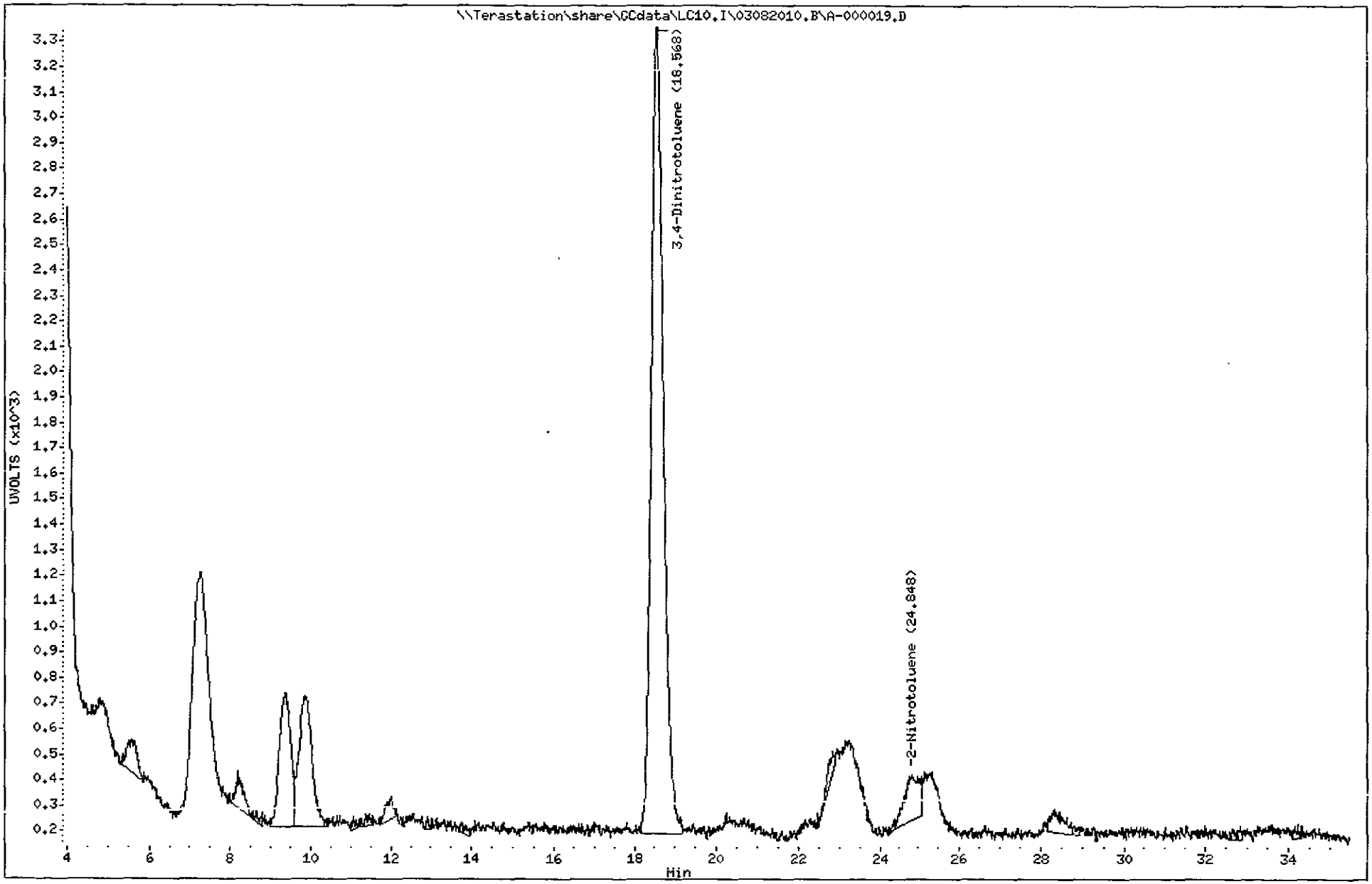

3126
North Canton

Test America West Sacramento

Method 8330

Data file : \\Terastation\share\GCdata\LC10.I\03082010.B\A-000019.D\A-000019
Lab Smp Id: LV9RD1AA 0063129 G0
Inj Date : 09-MAR-2010 05:04
Operator : NS Inst ID: LC10.i
Smp Info : LV9RD1AA 0063129 G0C040000-MB;0
Misc Info : ;;;10.00;80;2;SOLIDBQSM.sub; ;0;1
Comment : SOP SAC-LC-0009
Method : \\Terastation\share\GCdata\LC10.I\03082010.B\8330AB.M\83302.m
Meth Date : 09-Mar-2010 01:46 tap Quant Type: AREA%
Cal Date : 01-MAR-2010 23:38 Cal File: A-000017.d
Als bottle: 25
Dil Factor: 1.00000
Integrator: Falcon+ Compound Sublist: SOLIDBQSM.sub
Target Version: 4.14
Processing Host: SACP307HPLC

Concentration Formula: Amt * DF * Uf*Vt / Ws * CpndVariable

Name	Value	Description
DF	1.000	Dilution Factor
Uf	1.000	Unit Correction Factor
Vt	80.000	Volume of final extract (mL)(1000 low, 2
Ws	10.000	Weight of sample extracted (g)
Cpnd Variable		Local Compound Variable

RT	AREA	HEIGHT	HT/AREA	% HEIGHT	COMPOUNDS
18.558	122563	6090	0.050	43.25	$ 1 3,4-Dinitrotoluene
20.251	17008	419	0.025	2.96	
21.865	572	75	0.131	0.53	
22.235	5619	263	0.047	1.86	
22.841	25357	1128	0.044	7.99	
23.245	44003	1299	0.030	9.20	
24.861	64641	2021	0.031	14.32	
25.265	59057	2137	0.036	15.14	
26.645	1195	53	0.044	0.37	
28.285	9473	245	0.026	1.73	
29.958	624	63	0.101	0.44	
30.368	472	57	0.121	0.40	
30.785	600	47	0.078	0.33	
31.285	666	56	0.084	0.39	
33.161	2587	94	0.036	0.66	
34.968	1214	61	0.050	0.43	
	355649	14108		100.000	

Total unknown % height = 56.75

Data File: \\Terastation\share\GCdata\LC10.I\03082010.B\A-000019.D\A-000019.D
Date : 09-MAR-2010 05:04
Client ID:
Sample Info: LV9RD1AA 0063129 GOC040000-MB;0
Volume Injected (uL): 500.0
Column phase: SYNERGI HYDRORP C18

Instrument: LC10.i
Operator: NS
Column diameter: 4.60

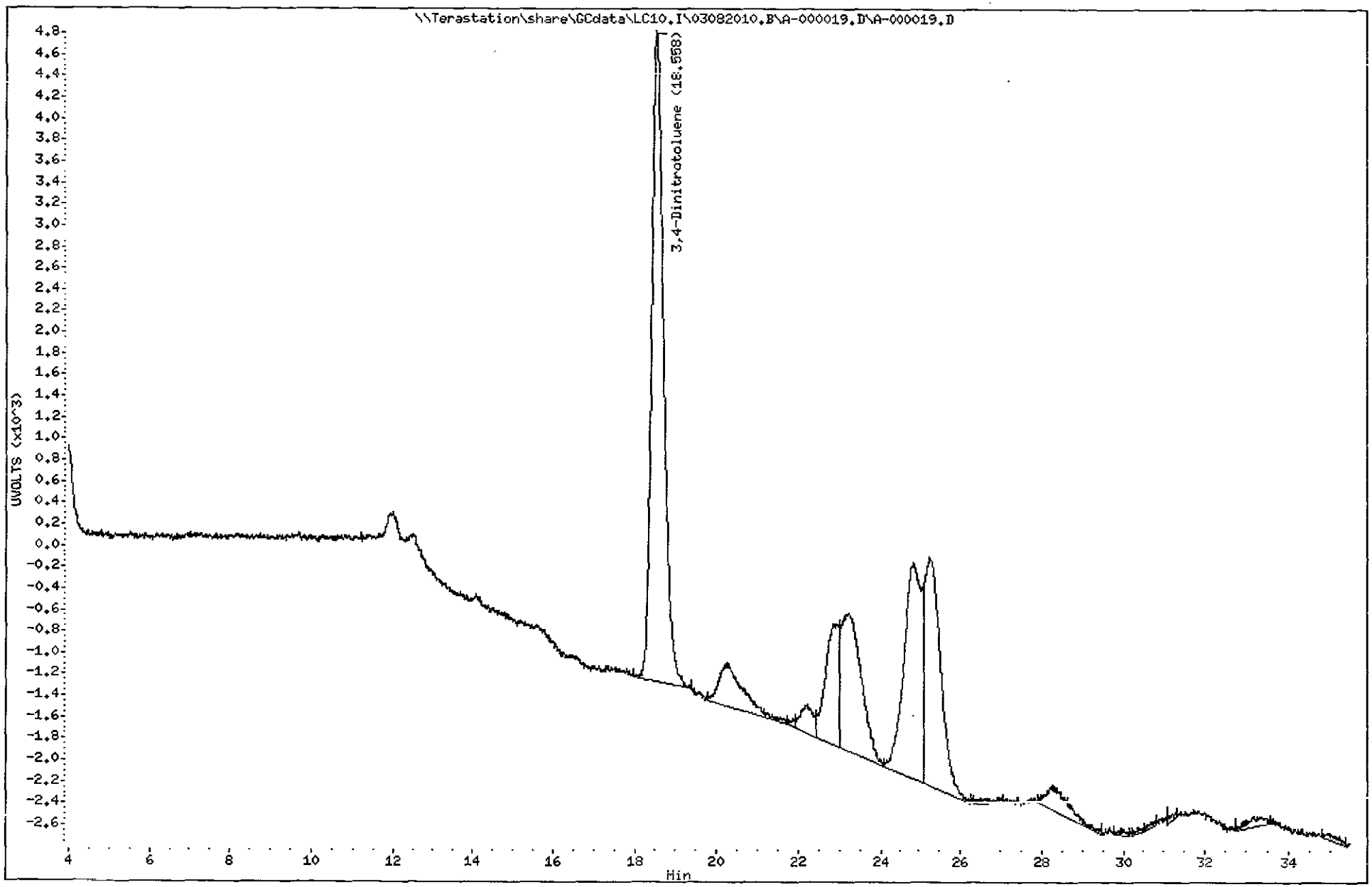

3128

North Canton

TestAmerica West Sacramento

A-000020.D

Chromatography Summary

Injection Date: 3/9/2010 5:53 **Operator:** NS

DataFile: LC10.I\03082010 B\A-000020.D **Vial Num:** 26

Method 8330 Target Analyte Results

Instrument ID: LC10

Sample : **LV9RD1AC 0063129 G0C040000-LCS** **Method File:** LC10.I\03082010.B\8330AB.M

Start Cal Date: 3/1/2010 17:59 **End Cal Date:** 3/1/2010 23:38

Dilution Factor	Extract Volume	Sample Volume	Sample Weight
1X	80 mL	0 mL	10 g

Matrix: SOIL **SubList:** SOLIDBQSM.sub **SpikeList:** SOLIDBQSM.sp

Samp. Info: LV9RD1AC 0063129 G0C040000-LCS;3

Misc. Info: LCS;;;10.00;80;2;SOLIDBQSM.sub;SOLIDBQSM.spk;1;1

	Synergi Hydro-RP C18(250nm-265nm)							Synergi Hydro-RP C18(358nm-205nm)								
Compound Name	RT	Response	Conc (ug/Kg)	Spike Level	%R	Result	Flag	RT	Response	Conc (ug/Kg)	Spike Level	%R	Result	Flag	Limits(%)	Flag
3,4-Dinitrotoluene	18.52	3192	529.5000<	500	106%	Acceptable		18 53	6111	500 8000	500	100%	Acceptable		(81-127)	
HMX	5.46	8248	495 3000<	500	99%	Acceptable					500	0%	Fails		(75-125)	45
RDX	8 00	5733	508.3000<	500	102%	Acceptable					500	0%	Fails		(70-135)	45
Picric ACID				5000	0%	Fails					5000	0%	Fails		(70-130)	
1,3,5-Trinitrobenzene	10.56	10123	503.4000<	500	101%	Acceptable					500	0%	Fails		(75-125)	45
1,3-Dinitrobenzene	13.55	9782	498.4000<	500	100%	Acceptable					500	0%	Fails		(80-125)	45
TETRYL	14.99	4904	446.8000<	500	89%	Acceptable					500	0%	Fails		(10-150)	45
Nitrobenzene	15 38	4571	493 9000<	500	99%	Acceptable					500	0%	Fails		(75-125)	45
2,4,6-Trinitrotoluene	17.23	5533	463.2000<	500	93%	Acceptable					500	0%	Fails		(55-140)	45
4-AM-2,6-DNT	17 95	4428	496.9000<	500	99%	Acceptable					500	0%	Fails		(80-125)	45
2-AM-4,6-DNT	19.07	5049	497.7000<	500	100%	Acceptable					500	0%	Fails		(80-125)	45
2,6-Dinitrotoluene	20.79	3532	498.9000<	500	100%	Acceptable					500	0%	Fails		(80-120)	45
2,4-Dinitrotoluene	21.57	5704	496.6000<	500	99%	Acceptable					500	0%	Fails		(80-125)	45
2-Nitrotoluene	25.10	2647	519.9000<	500	104%	Acceptable					500	0%	Fails		(80-125)	45
4-Nitrotoluene	27.08	2965	487.0000<	500	97%	Acceptable					500	0%	Fails		(75-125)	45
3-Nitrotoluene	29.19	2914	485.6000<	500	97%	Acceptable					500	0%	Fails		(75-120)	45
Nitroglycerin				1000	0%	Fails		16.26	8019	1023.0000<	1000	102%	Acceptable		(74-112)	45
PETN				1000	0%	Fails		32 60	3872	979.8000<	1000	98%	Acceptable		(75-117)	45
3,5-Dinitroaniline	14.42	6368	494.7000<	500	99%	Acceptable					500	0%	Fails		(40-140)	45

Surrogates:	Spiked	Recovered	%Rec		Spiked	Recovered	%Rec	Limits
3,4-Dinitrotoluene	500.0000	529.5000	106		500.0000	500.8000	100	(81-127)

Notes:
M = Manually Integrated
D = Operator Disabled Result
O = Over Calibration Range

Signals Differ by More Than 40%
Signals Differ by More Than 50%

Printed: 3/16/2010 3:30 PM

TestAmerica West Sacramento

Method 8330

Data file : \\Terastation\share\GCdata\LC10.I\03082010.B\A-000020.d
Lab Smp Id: LV9RD1AC 0063129 G0
Inj Date : 09-MAR-2010 05:53
Operator : NS Inst ID: LC10.i
Smp Info : LV9RD1AC 0063129 G0C040000-LCS;3
Misc Info : LCS;;;10.00;80;2;SOLIDBQSM.sub;SOLIDBQSM.spk;1;1
Comment : SOP SAC-LC-0009
Method : \\Terastation\share\GCdata\LC10.I\03082010.B\8330AB.m
Meth Date : 16-Mar-2010 14:29 shafern Quant Type: AREA%
Cal Date : 01-MAR-2010 23:38 Cal File: A-000017.d
Als bottle: 26 QC Sample: LCS
Dil Factor: 1.00000
Integrator: Falcon+ Compound Sublist: SOLIDBQSM.sub
Target Version: 4.14
Processing Host: SACP307FK

Concentration Formula: Amt * DF * Uf*Vt / Ws * CpndVariable

Name	Value	Description
DF	1.000	Dilution Factor
Uf	1.000	Unit Correction Factor
Vt	80.000	Volume of final extract (mL)(1000 low, 2
Ws	10.000	Weight of sample extracted (g)
Cpnd Variable		Local Compound Variable

RT	AREA	HEIGHT	HT/AREA	% HEIGHT		COMPOUNDS
5.459	58907	8248	0.140	9.44		2 HMX
8.002	62972	5733	0.091	6.56		3 RDX
9.282	14095	651	0.046	0.74		
9.849	5961	365	0.061	0.41		
10.559	131100	10123	0.077	11.72		6 1,3,5-Trinitrobenze
12.432	407	40	0.098	0.04		
13.546	158719	9782	0.062	11.20		7 1,3-Dinitrobenzene
14.416	109268	6368	0.058	7.29		8 3,5-Dinitroaniline
14.986	79870	4904	0.061	5.61		9 TETRYL
15.379	85221	4571	0.054	5.23		10 Nitrobenzene
16.256	1836	91	0.050	0.10		
17.229	103616	5533	0.053	6.33		12 2,4,6-Trinitrotolue
17.949	90455	4428	0.049	5.07		13 4-AM-2,6-DNT
18.522	62369	3192	0.051	3.65	$	1 3,4-Dinitrotoluene
19.069	111710	5049	0.045	5.78		14 2-AM-4,6-DNT
20.279	189	30	0.159	0.03		
20.786	76827	3532	0.046	4.04		15 2,6-Dinitrotoluene
21.569	132890	5704	0.043	6.53		16 2,4-Dinitrotoluene
22.856	3523	183	0.052	0.20		
24.462	835	82	0.098	0.09		
25.102	79058	2647	0.033	3.03		17 2-Nitrotoluene
27.076	86194	2965	0.034	3.39		18 4-Nitrotoluene
28.289	2596	124	0.048	0.14		
29.186	93299	2914	0.031	3.33		19 3-Nitrotoluene

RT	AREA	HEIGHT	HT/AREA	% HEIGHT	COMPOUNDS
31.579	238	49	0.205	0.05	
	1552155	87308		100.000	

Total unknown % height = 1.800

Data File: \\Terastation\share\GCdata\LC10.I\03082010.B\A-000020.d
Date : 09-MAR-2010 05:53
Client ID:
Sample Info: LV9RD1AC 0063129 GOC040000-LCS;3
Volume Injected (uL): 500.0
Column phase: SYNERGI HYDRORP C18

Instrument: LC10.i
Operator: NS
Column diameter: 4.60

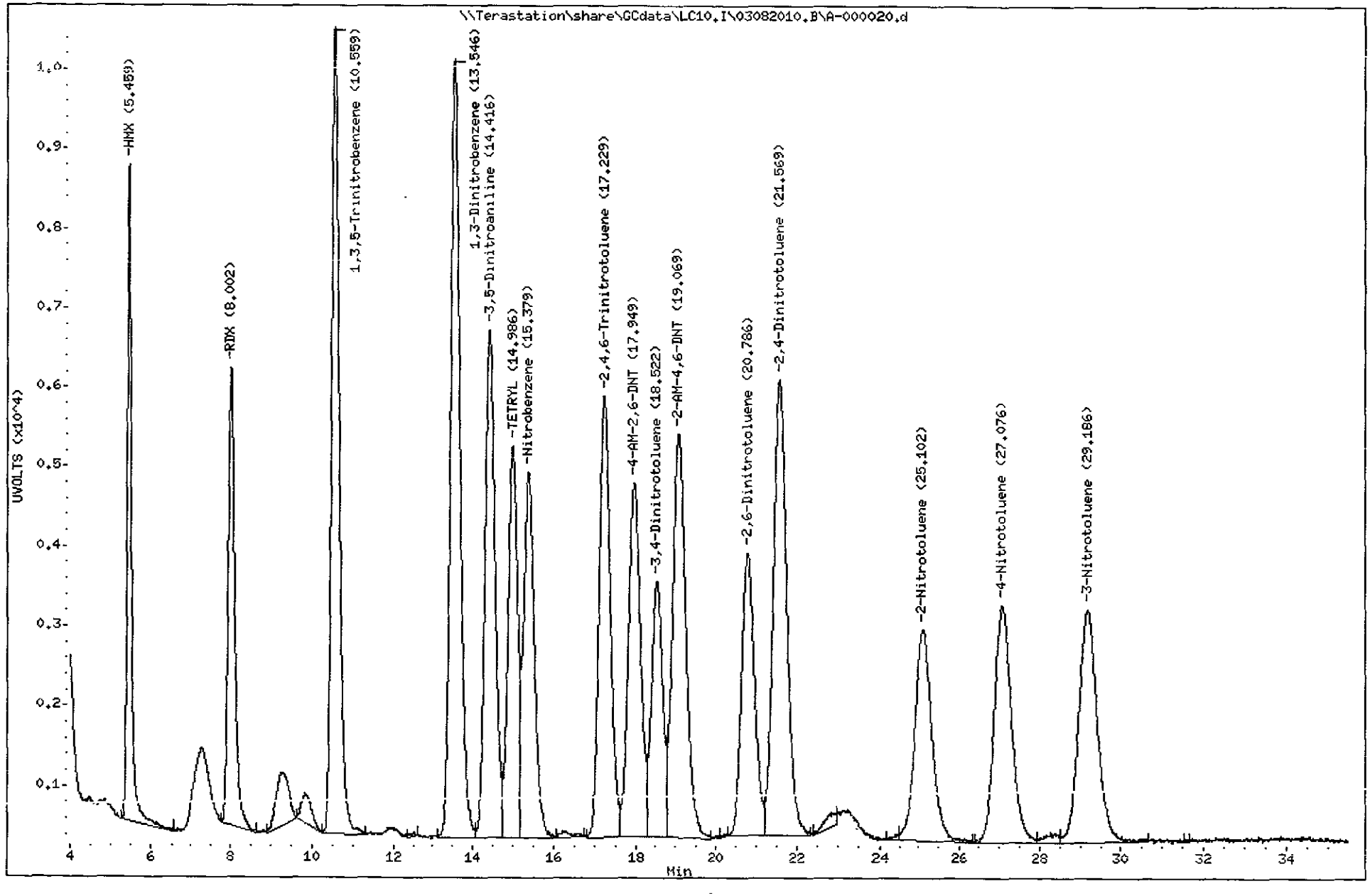

3132

North Canton

TestAmerica West Sacramento

Method 8330

Data file : \\Terastation\share\GCdata\LC10.I\03082010.B\A-000020.d\A-000020
Lab Smp Id: LV9RD1AC 0063129 G0
Inj Date : 09-MAR-2010 05:53
Operator : NS Inst ID: LC10.i
Smp Info : LV9RD1AC 0063129 G0C040000-LCS;3
Misc Info : LCS;;;10.00;80;2;SOLIDBQSM.sub;SOLIDBQSM.spk;1;1
Comment : SOP SAC-LC-0009
Method : \\Terastation\share\GCdata\LC10.I\03082010.B\8330AB.M\83302.m
Meth Date : 10-Mar-2010 14:57 tap Quant Type: AREA%
Cal Date : 01-MAR-2010 23:38 Cal File: A-000017.d
Als bottle: 26 QC Sample: LCS
Dil Factor: 1.00000
Integrator: Falcon+ Compound Sublist: SOLIDBQSM.sub
Target Version: 4.14
Processing Host: SACP307FK

Concentration Formula: Amt * DF * Uf*Vt / Ws * CpndVariable

Name	Value	Description
DF	1.000	Dilution Factor
Uf	1.000	Unit Correction Factor
Vt	80.000	Volume of final extract (mL)(1000 low, 2
Ws	10.000	Weight of sample extracted (g)
Cpnd Variable		Local Compound Variable

RT	AREA	HEIGHT	HT/AREA	% HEIGHT		COMPOUNDS
9.202	10058	561	0.056	0.60		
10.562	2589	174	0.067	0.18		
13.542	79250	5039	0.064	5.40		
14.412	112230	6638	0.059	7.11		
14.986	104878	6547	0.062	7.01		
15.376	132413	7088	0.054	7.59		
16.262	140319	8019	0.057	8.71		11 Nitroglycerin
17.226	109603	5890	0.054	6.31		
17.952	130754	6509	0.050	6.97		
18.532	121783	6111	0.050	6.54	$	1 3,4-Dinitrotoluene
19.062	116675	5285	0.045	5.66		
20.249	6914	369	0.053	0.39		
20.786	139947	6174	0.044	6.61		
21.572	114711	4588	0.040	4.91		
22.859	19053	1115	0.059	1.19		
23.162	48199	1260	0.026	1.35		
25.112	272824	7650	0.028	8.19		
27.076	123539	4290	0.035	4.59		
28.216	4243	131	0.031	0.14		
29.159	171955	5605	0.033	6.00		
30.782	1425	60	0.042	0.06		
31.156	613	79	0.129	0.08		
31.579	4899	168	0.034	0.18		
32.599	149088	3872	0.026	4.14		20 PETN

RT	AREA	HEIGHT	HT/AREA	% HEIGHT	COMPOUNDS
34.406	1000	89	0.089	0.09	
	2118963	93311		100.000	

Total unknown % height = 80.61

Data File: \\Terastation\share\GCdata\LC10.I\03082010.B\A-000020.d\A-000020.d
Date : 09-MAR-2010 05:53
Client ID:
Sample Info: LV9RD1AC 0063129 G0C040000-LCS;3
Volume Injected (uL): 500.0
Column phase: SYNERGI HYDRORP C18

Instrument: LC10.i
Operator: NS
Column diameter: 4.60

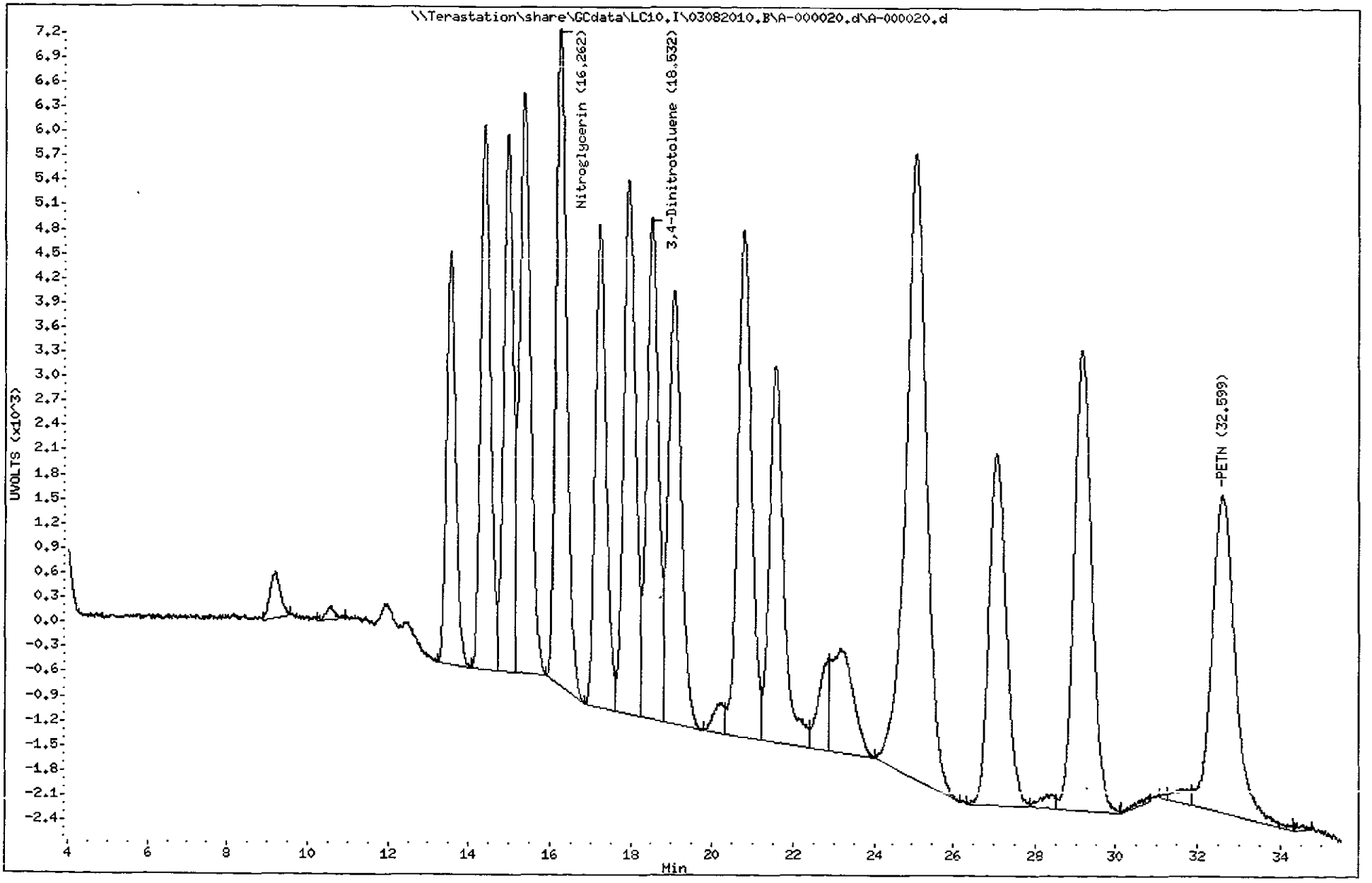

3135
North Canton

TestAmerica West Sacramento

A-000021.D

Chromatography Summary

Injection Date: 3/9/2010 6:41 **Operator:** NS

DataFile: LC10.I\03082010.B\A-000021.D **Vial Num:** 27

Method 8330 Target Analyte Results

Instrument ID: LC10

Sample : **LV2DH1DM 0063129 A0B240490-1**

Method File: LC10.I\03082010.B\8330AB.M

Start Cal Date: 3/1/2010 17:59 **End Cal Date:** 3/1/2010 23:38

Dilution Factor	Extract Volume	Sample Volume	Sample Weight
1X	80 mL	0 mL	9.76 g

Matrix: SOIL **SubList:** SOLIDBQSM.sub **SpikeList:**

Samp. Info: LV2DH1DM 0063129 A0B240490-1;0

Misc. Info: ;;;9.76,80;2;SOLIDBQSM.sub; ;0;1

	Synergi Hydro-RP C18(250nm-265nm)					Synergi Hydro-RP C18(358nm-205nm)							
Compound Name	**RT**	**Diff**	**Response**	**Conc (ug/Kg)**	**Flag**	**RT**	**Diff**	**Response**	**Conc (ug/Kg)**	**Flag**	**MDL**	**RL**	**Flag**
3,4-Dinitrotoluene	**18.53**	**0.111**	**3165**	**538.0000<**		**18.53**	**0.111**	**5950**	**499.6000**		**0.0000**	**0.00**	
HMX											12.3975	262.45	
RDX											12.2951	262.45	
Picric ACID											102.4590	1049.79	
1,3,5-Trinitrobenzene											10.2459	262.45	
1,3-Dinitrobenzene											4.3033	262.45	
TETRYL											10.2459	262.45	
Nitrobenzene											18.0328	262.45	
2,4,6-Trinitrotoluene	17.24	0.125	598	✓ 51.3000<							19.8770	262.45	45
4-AM-2,6-DNT	17.96	0.105	725	✓ 83.3600<							10.2459	262.45	45
2-AM-4,6-DNT	19.06	0.101	732	✓ 73.9200<							12.8074	314.94	45
2,6-Dinitrotoluene											7.4795	262.45	
2,4-Dinitrotoluene											5.4303	262.45	
2-Nitrotoluene											13.3197	262.45	
4-Nitrotoluene											18.6475	524.89	
3-Nitrotoluene											15.8811	262.45	
Nitroglycerin											15.3689	524.89	
PETN											25.6148	524.89	
3,5-Dinitroaniline											9.0164	1364.72	

cont. m 3/9/10

✓

Surrogates:	Spiked	Recovered	%Rec	Spiked	Recovered	%Rec	Limits
3,4-Dinitrotoluene	**512.2951**	**538.0000**	**105**	**512.2951**	**499.6000**	**98**	**(81-127)**

Notes:
- M = Manually Integrated
- D = Operator Disabled Result
- O = Over Calibration Range

Signals Differ by More Than 40%

Signals Differ by More Than 50%

Printed: 3/9/2010 9:10 AM

Test America West Sacramento

Method 8330

Data file : \\Terastation\share\GCdata\LC10.I\03082010.B\A-000021.D
Lab Smp Id: LV2DH1DM 0063129 A
Inj Date : 09-MAR-2010 06:41
Operator : NS Inst ID: LC10.i
Smp Info : LV2DH1DM 0063129 A0B240490-1;0
Misc Info : ;;;9.76;80;2;SOLIDBQSM.sub; ;0;1
Comment : SOP SAC-LC-0009
Method : \\Terastation\share\GCdata\LC10.I\03082010.B\8330AB.m
Meth Date : 09-Mar-2010 01:46 tap Quant Type: AREA%
Cal Date : 01-MAR-2010 23:38 Cal File: A-000017.d
Als bottle: 27
Dil Factor: 1.00000
Integrator: Falcon+ Compound Sublist: SOLIDBQSM.sub
Target Version: 4.14
Processing Host: SACP307HPLC

Concentration Formula: Amt * DF * Uf*Vt / Ws * CpndVariable

Name	Value	Description
DF	1.000	Dilution Factor
Uf	1.000	Unit Correction Factor
Vt	80.000	Volume of final extract (mL)(1000 low, 2
Ws	9.760	Weight of sample extracted (g)
Cpnd Variable		Local Compound Variable

RT	AREA	HEIGHT	HT/AREA	% HEIGHT			COMPOUNDS
5.555	587	52	0.089	0.86			
9.385	966	50	0.052	0.83			
10.035	7823	422	0.054	7.03			
12.625	159	39	0.245	0.65			
15.701	314	37	0.118	0.61			
16.051	1866	97	0.052	1.61			
17.245	11922	598	0.050	9.96		12	2,4,6-Trinitrotolue
17.961	14288	725	0.051	12.08		13	4-AM-2,6-DNT
18.528	64269	3165	0.049	52.81	$	1	3,4-Dinitrotoluene
19.065	16191	732	0.045	12.20		14	2-AM-4,6-DNT
24.895	498	28	0.056	0.46			
32.981	1163	54	0.046	0.90			
	120047	5999		100.000			

Total unknown % height = 12.95

Data File: \\Terastation\share\GCdata\LC10.I\03082010.B\A-000021.D
Date : 09-MAR-2010 06:41
Client ID:
Sample Info: LV2DH1DM 0063129 A0B240490-1:0
Volume Injected (uL): 500.0
Column phase: SYNERGI HYDRORP C18

Instrument: LC10.i
Operator: NS
Column diameter: 4.60

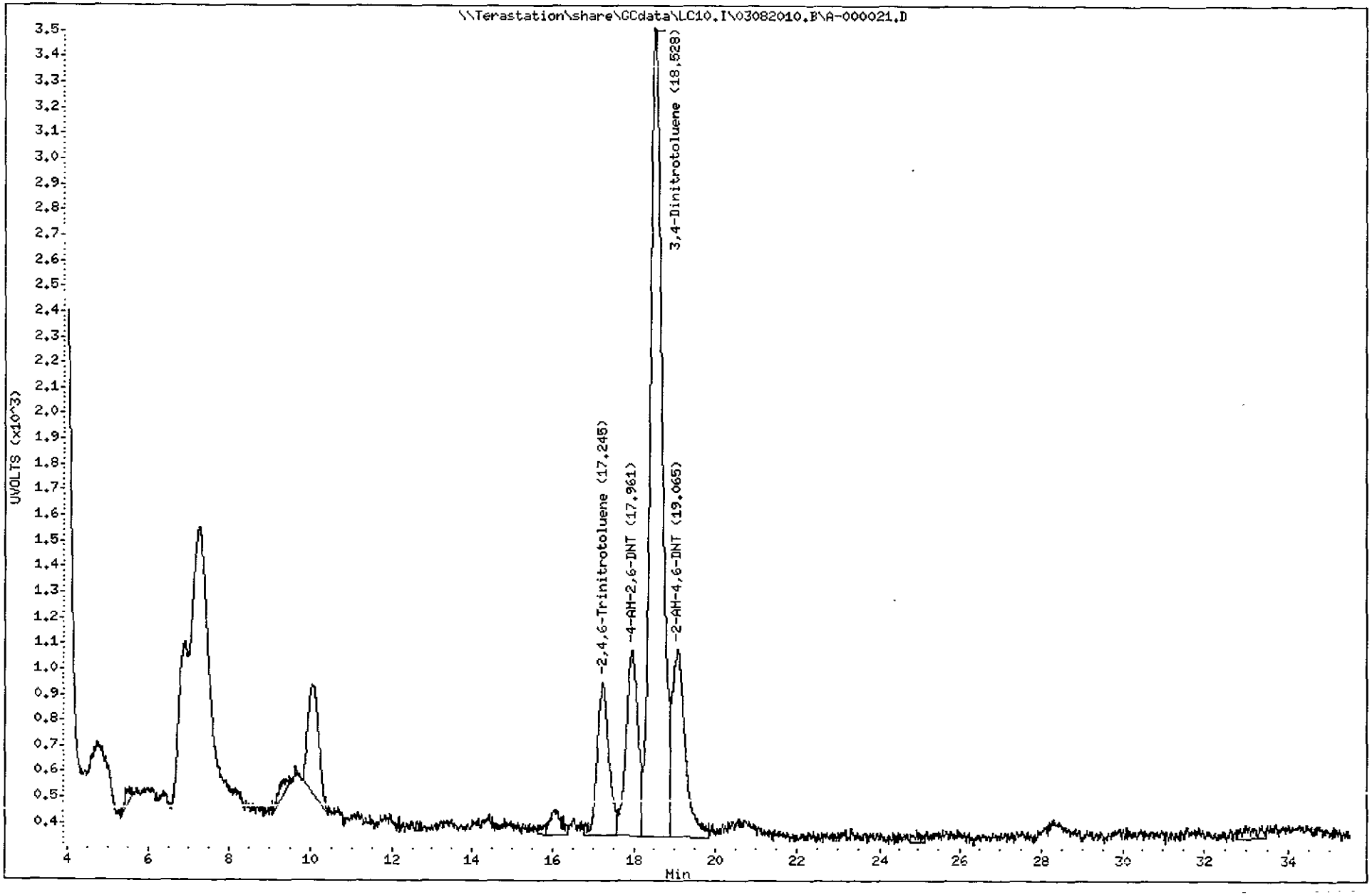

Test America West Sacramento

Method 8330

Data File : \\Terastation\share\GCdata\LC10.I\03082010.B\A-000021.D\A-000021
Lab Smp Id: LV2DH1DM 0063129 A
Inj Date : 09-MAR-2010 06:41
Operator : NS Inst ID: LC10.i
Smp Info : LV2DH1DM 0063129 A0B240490-1;0
Misc Info : ;;;9.76;80;2;SOLIDBQSM.sub; ;0;1
Comment : SOP SAC-LC-0009
Method : \\Terastation\share\GCdata\LC10.I\03082010.B\8330AB.M\83302.m
Meth Date : 09-Mar-2010 01:46 tap Quant Type: AREA%
Cal Date : 01-MAR-2010 23:38 Cal File: A-000017.d
Als bottle: 27
Dil Factor: 1.00000
Integrator: Falcon+ Compound Sublist: SOLIDBQSM.sub
Target Version: 4.14
Processing Host: SACP307HPLC

Concentration Formula: Amt * DF * Uf*Vt / Ws * CpndVariable

Name	Value	Description
DF	1.000	Dilution Factor
Uf	1.000	Unit Correction Factor
Vt	80.000	Volume of final extract (mL)(1000 low, 2
Ws	9.760	Weight of sample extracted (g)
Cpnd Variable		Local Compound Variable

RT	AREA	HEIGHT	HT/AREA	% HEIGHT	COMPOUNDS
14.035	8584	456	0.053	4.79	
16.488	5967	333	0.056	3.49	
17.241	12302	621	0.050	6.52	
17.941	17809	970	0.054	10.19	
18.528	125100	5950	0.048	62.63	$ 1 3,4-Dinitrotoluene
20.068	3489	169	0.048	1.77	
20.665	290	44	0.152	0.46	
22.138	2931	95	0.032	0.99	
23.198	1169	66	0.056	0.69	
24.788	1658	82	0.049	0.86	
27.995	297	31	0.104	0.32	
28.195	1572	70	0.045	0.73	
29.948	998	77	0.077	0.80	
30.248	612	66	0.108	0.69	
30.468	553	70	0.126	0.73	
30.985	2409	122	0.051	1.28	
31.308	1642	83	0.051	0.87	
31.591	2316	99	0.043	1.04	
32.591	404	54	0.134	0.56	
33.061	854	57	0.067	0.59	
	190955	9515		100.000	

Total unknown % height = 37.37

Data File: \\Terastation\share\GCdata\LC10.I\03082010.B\A-000021.D\A-000021.D
Date : 09-MAR-2010 06:41
Client ID:
Sample Info: LV2DH1DM 0063129 A0B240490-1;0
Volume Injected (uL): 500.0
Column phase: SYNERGI HYDRORP C18

Instrument: LC10.i
Operator: NS
Column diameter: 4.60

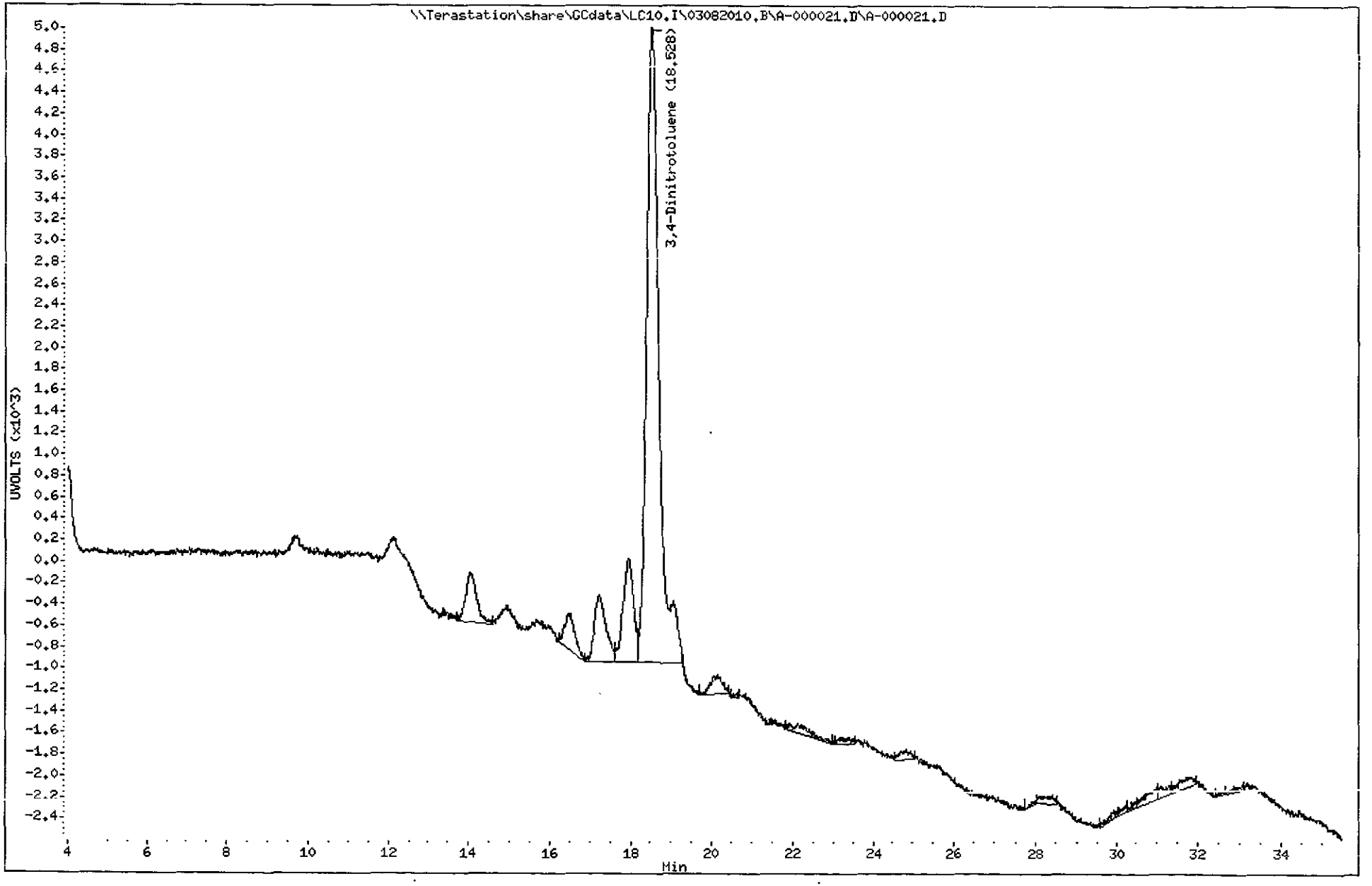

3140
North Canton

TestAmerica West Sacramento

A-000022.D

Chromatography Summary

Injection Date: 3/9/2010 7:30 **Operator:** NS

DataFile: LC10.I\03082010.B\A-000022.D **Vial Num:** 28

Method 8330 Target Analyte Results

Instrument ID: LC10

Sample : **LV2DH1DN 0063129 A0B240490-1S**

Method File: LC10.I\03082010.B\8330AB.M

Start Cal Date: 3/1/2010 17:59 **End Cal Date:** 3/1/2010 23:38

Dilution Factor	Extract Volume	Sample Volume	Sample Weight
1X	80 mL	0 mL	10.62 g

Matrix: SOIL **SubList:** SOLIDBQSM.sub **SpikeList:** SOLIDBQSM.sp

Samp. Info: LV2DH1DN 0063129 A0B240490-1S.3

Misc. Info: MS;;,10.62;80;2;SOLIDBQSM.sub;SOLIDBQSM.spk;1;1

	Synergi Hydro-RP C18(250nm-265nm)							Synergi Hydro-RP C18(358nm-205nm)								
Compound Name	RT	Response	Conc (ug/Kg)	Spike Level	%R	Result	Flag	RT	Response	Conc (ug/Kg)	Spike Level	%R	Result	Flag	Limits(%)	Flag
3,4-Dinitrotoluene	18.55	3242	506.4000<	470.809793	108%	Acceptable		18.55	6120	472.2000	470.809793	100%	Acceptable		(81-127)	
HMX	5.47	7999	452.3000<	470.809793	96%	Acceptable					470.809793	0%	Fails		(75-125)	45
RDX	8.01	5117	427.2000<	470.809793	91%	Acceptable					470.809793	0%	Fails		(70-135)	45
Picric ACID				4708.097928	0%	Fails					4708.097928	0%	Fails		(70-130)	
1,3,5-Trinitrobenzene	10.57	10022	469.3000<	470.809793	100%	Acceptable					470.809793	0%	Fails		(75-125)	45
1,3-Dinitrobenzene	13.56	9799	470.1000<	470.809793	100%	Acceptable					470.809793	0%	Fails		(80-125)	45
TETRYL	15.00	4858	416.8000<	470.809793	89%	Acceptable					470.809793	0%	Fails		(10-150)	45
Nitrobenzene	15.39	4592	467.2000<	470.809793	99%	Acceptable					470.809793	0%	Fails		(75-125)	45
2,4,6-Trinitrotoluene	17.25	6185	487.6000<	470.809793	104%	Acceptable					470.809793	0%	Fails		(55-140)	45
4-AM-2,6-DNT	17.98	5119	540.9000<	470.809793	115%	Acceptable					470.809793	0%	Fails		(80-125)	45
2-AM-4,6-DNT	19.10	5734	532.2000<	470.809793	113%	Acceptable					470.809793	0%	Fails		(80-125)	45
2,6-Dinitrotoluene	20.81	3624	482.0000<	470.809793	102%	Acceptable					470.809793	0%	Fails		(80-120)	45
2,4-Dinitrotoluene	21.59	5791	474.8000<	470.809793	101%	Acceptable					470.809793	0%	Fails		(80-125)	45
2-Nitrotoluene	25.11	2479	458.5000<	470.809793	97%	Acceptable					470.809793	0%	Fails		(80-125)	45
4-Nitrotoluene	27.08	2963	458.2000<	470.809793	97%	Acceptable					470.809793	0%	Fails		(75-125)	45
3-Nitrotoluene	29.19	2871	450.4000<	470.809793	96%	Acceptable					470.809793	0%	Fails		(75-120)	45
Nitroglycerin				941.619586	0%	Fails		16.28	7998	960.9000<	941.619586	102%	Acceptable		(74-112)	45
PETN				941.619586	0%	Fails		32.62	3961	943.8000<	941.619586	100%	Acceptable		(75-117)	45
3,5-Dinitroaniline	14.43	6268	458.5000<	470.809793	97%	Acceptable					470.809793	0%	Fails		(40-140)	45

MR 3/9/10

Surrogates:	Spiked	Recovered	%Rec		Spiked	Recovered	%Rec	Limits
3,4-Dinitrotoluene	470.8098	506.4000	108		470.8098	472.2000	100	(81-127)

Notes:
M = Manually Integrated
D = Operator Disabled Result
O = Over Calibration Range

Signals Differ by More Than 40%
Signals Differ by More Than 50%

Printed: 3/9/2010 9:17 AM

TestAmerica West Sacramento

Method 8330

Data File : \\Terastation\share\GCdata\LC10.I\03082010.B\A-000022.d
Lab Smp Id: LV2DH1DN 0063129 A
Inj Date : 09-MAR-2010 07:30
Operator : NS Inst ID: LC10.i
Smp Info : LV2DH1DN 0063129 A0B240490-1S;3
Misc Info : MS;;;10.62;80;2;SOLIDBQSM.sub;SOLIDBQSM.spk;1;1
Comment : SOP SAC-LC-0009
Method : \\Terastation\share\GCdata\LC10.I\03082010.B\8330AB.m
Meth Date : 09-Mar-2010 09:08 shafern Quant Type: AREA%
Cal Date : 01-MAR-2010 23:38 Cal File: A-000017.d
Als bottle: 28 QC Sample: MS
Dil Factor: 1.00000
Integrator: Falcon+ Compound Sublist: SOLIDBQSM.sub
Target Version: 4.14
Processing Host: SACP307FK

Concentration Formula: Amt * DF * Uf*Vt / Ws * CpndVariable

Name	Value	Description
DF	1.000	Dilution Factor
Uf	1.000	Unit Correction Factor
Vt	80.000	Volume of final extract (mL)(1000 low, 2
Ws	10.620	Weight of sample extracted (g)
Cpnd Variable		Local Compound Variable

RT	AREA	HEIGHT	HT/AREA	% HEIGHT		COMPOUNDS
5.469	53196	7999	0.150	9.15		2 HMX
8.012	55725	5117	0.092	5.85		3 RDX
9.242	7641	285	0.037	0.32		
10.085	6604	385	0.058	0.44		
10.569	127583	10022	0.079	11.56		6 1,3,5-Trinitrobenze
13.559	160401	9799	0.061	11.21		7 1,3-Dinitrobenzene
14.432	107590	6268	0.058	7.17		8 3,5-Dinitroaniline
15.002	80669	4858	0.060	5.55		9 TETRYL
15.392	85446	4592	0.054	5.25		10 Nitrobenzene
17.252	117324	6185	0.053	7.07		12 2,4,6-Trinitrotolue
17.982	105147	5119	0.049	5.85		13 4-AM-2,6-DNT
18.552	63162	3242	0.051	3.70	$	1 3,4-Dinitrotoluene
19.095	128863	5734	0.044	6.55		14 2-AM-4,6-DNT
20.809	81656	3624	0.044	4.14		15 2,6-Dinitrotoluene
21.589	137574	5791	0.042	6.62		16 2,4-Dinitrotoluene
25.109	68823	2479	0.036	2.83		17 2-Nitrotoluene
27.082	86345	2963	0.034	3.38		18 4-Nitrotoluene
29.192	88593	2871	0.032	3.28		19 3-Nitrotoluene
31.502	271	39	0.144	0.04		
32.402	413	39	0.095	0.04		
	1563025	87411		100.000		

Total unknown % height = 0.8400

Data File: \\Terastation\share\GCdata\LC10.I\03082010.B\A-000022.d
Date : 09-MAR-2010 07:30
Client ID:
Sample Info: LV2DH1DN 0063129 A0B240490-1S;3
Volume Injected (uL): 500.0
Column phase: SYNERGI HYDRORP C18

Instrument: LC10.i

Operator: NS
Column diameter: 4.60

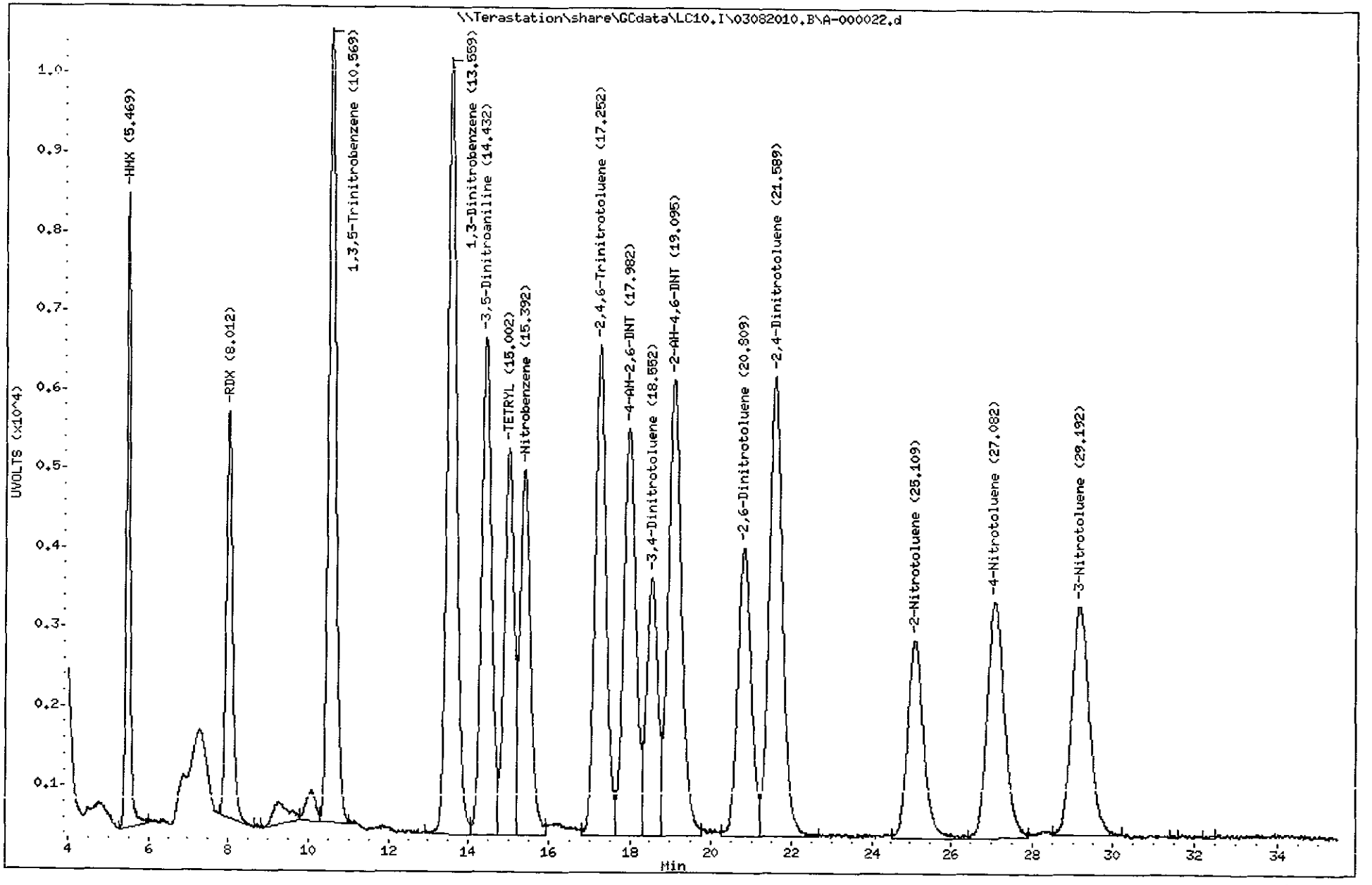

3143

North Canton

TestAmerica West Sacramento

Method 8330

Data file : \\Terastation\share\GCdata\LC10.I\03082010.B\A-000022.d\A-000022
Lab Smp Id: LV2DH1DN 0063129 A
Inj Date : 09-MAR-2010 07:30
Operator : NS Inst ID: LC10.i
Smp Info : LV2DH1DN 0063129 A0B240490-1S;3
Misc Info : MS;;;10.62;80;2;SOLIDBQSM.sub;SOLIDBQSM.spk;1;1
Comment : SOP SAC-LC-0009
Method : \\Terastation\share\GCdata\LC10.I\03082010.B\8330AB.M\83302.m
Meth Date : 09-Mar-2010 09:16 shafern Quant Type: AREA%
Cal Date : 01-MAR-2010 23:38 Cal File: A-000017.d
Als bottle: 28 QC Sample: MS
Dil Factor: 1.00000
Integrator: Falcon+ Compound Sublist: SOLIDBQSM.sub
Target Version: 4.14
Processing Host: SACP307FK

Concentration Formula: Amt * DF * Uf*Vt / Ws * CpndVariable

Name	Value	Description
DF	1.000	Dilution Factor
Uf	1.000	Unit Correction Factor
Vt	80.000	Volume of final extract (mL)(1000 low, 2
Ws	10.620	Weight of sample extracted (g)
Cpnd Variable		Local Compound Variable

RT	AREA	HEIGHT	HT/AREA	% HEIGHT		COMPOUNDS
9.239	5221	290	0.056	0.31		
9.659	3136	188	0.060	0.20		
10.599	2299	157	0.068	0.17		
13.559	80364	5038	0.063	5.51		
14.435	109450	6479	0.059	7.09		
15.005	104762	6408	0.061	7.01		
15.395	128287	7028	0.055	7.69		
16.282	140736	7998	0.057	8.88		11 Nitroglycerin
17.255	124651	6547	0.053	7.17		
17.982	152971	7496	0.049	8.20		
18.552	121204	6120	0.050	6.70	$	1 3,4-Dinitrotoluene
19.092	131908	5987	0.045	6.55		
20.105	4257	240	0.056	0.26		
20.805	135901	6104	0.045	6.68		
21.595	108783	4541	0.042	4.97		
25.115	159789	5922	0.037	6.48		
27.089	125363	4358	0.035	4.77		
28.269	1480	85	0.057	0.09		
29.172	166758	5598	0.034	6.13		
30.342	495	53	0.107	0.05		
30.922	5687	168	0.030	0.18		
31.342	1781	204	0.115	0.22		
31.662	6516	258	0.040	0.28		
32.615	157687	3961	0.025	4.33		20 PETN

RT	AREA	HEIGHT	HT/AREA	% HEIGHT	COMPOUNDS
34.365	650	80	0.123	0.08	
	1980135	91308		100.000	

Total unknown % height = 80.09

Data File: \\Terastation\share\GCdata\LC10.I\03082010.B\A-000022.d\A-000022.d
Date : 09-MAR-2010 07:30
Client ID:
Sample Info: LV2DH1DN 0063129 A0B240490-1S;3
Volume Injected (uL): 500.0
Column phase: SYNERGI HYDRORP C18

Instrument: LC10.i
Operator: NS
Column diameter: 4.60

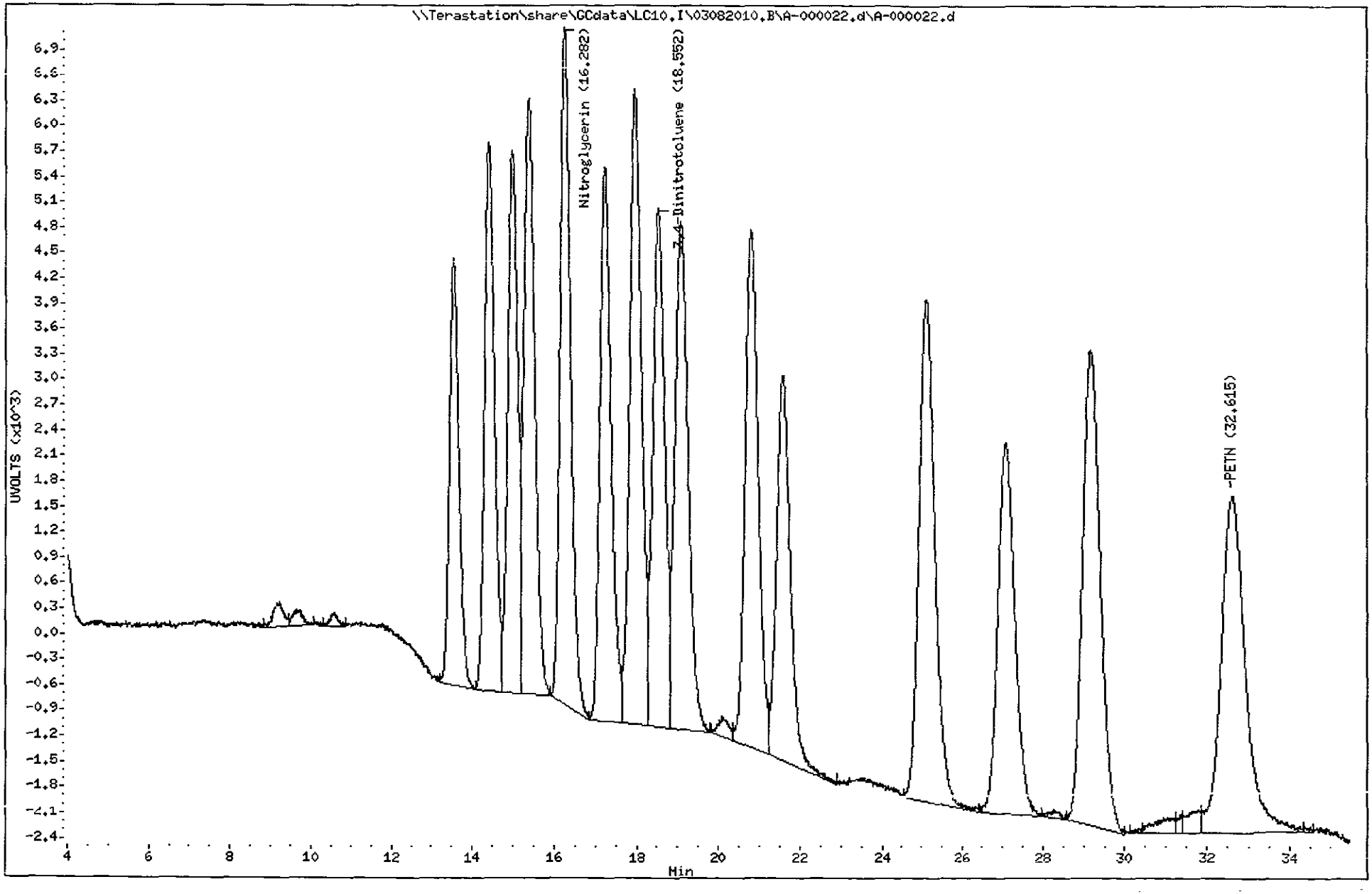

3146
North Canton

TestAmerica West Sacramento

A-000023.D

Chromatography Summary

Injection Date: 3/9/2010 8.18 **Operator:** NS

DataFile: LC10.I\03082010.B\A-000023.D **Vial Num:** 29

Method 8330 Target Analyte Results

Instrument ID: LC10

Sample : **LV2DH1DP 0063129 A0B240490-1D**

Method File: LC10.I\03082010.B\8330AB.M

Start Cal Date: 3/1/2010 17:59 **End Cal Date:** 3/1/2010 23:38

Dilution Factor	Extract Volume	Sample Volume	Sample Weight
1X	80 mL	0 mL	10.61 g

Matrix: SOIL **SubList:** SOLIDBQSM.sub **SpikeList:** SOLIDBQSM.sp

Samp. Info: LV2DH1DP 0063129 A0B240490-1D,3

Misc. Info: MSD;;;10.61;80;2;SOLIDBQSM.sub;SOLIDBQSM.spk;1;1

Compound Name	Synergi Hydro-RP C18(250nm-265nm) RT	Response	Conc (ug/Kg)	Spike Level	%R	Result	Flag	Synergi Hydro-RP C18(358nm-205nm) RT	Response	Conc (ug/Kg)	Spike Level	%R	Result	Flag	Limits(%)	Flag
3,4-Dinitrotoluene	18.55	3249	508.0000<	471.253534	108%	Acceptable		18.55	6086	470.1000	471.253534	100%	Acceptable		(81-127)	
HMX	5.46	8040	455.0000<	471.253534	97%	Acceptable					471.253534	0%	Fails		(75-125)	45
RDX	8.00	5178	432.7000<	471.253534	92%	Acceptable					471.253534	0%	Fails		(70-135)	45
Picric ACID				4712.535344	0%	Fails					4712.535344	0%	Fails		(70-130)	
1,3,5-Trinitrobenzene	10.56	10151	475.8000<	471.253534	101%	Acceptable					471.253534	0%	Fails		(75-125)	45
1,3-Dinitrobenzene	13.55	9916	476.2000<	471.253534	101%	Acceptable					471.253534	0%	Fails		(80-125)	45
TETRYL	15.00	4876	418.7000<	471.253534	89%	Acceptable					471.253534	0%	Fails		(10-150)	45
Nitrobenzene	15.39	4581	466.6000<	471.253534	99%	Acceptable					471.253534	0%	Fails		(75-125)	45
2,4,6-Trinitrotoluene	17.24	6193	488.7000<	471.253534	104%	Acceptable					471.253534	0%	Fails		(55-140)	45
4-AM-2,6-DNT	17.98	5170	546.8000<	471.253534	116%	Acceptable					471.253534	0%	Fails		(80-125)	45
2-AM-4,6-DNT	19.10	5752	534.4000<	471.253534	113%	Acceptable					471.253534	0%	Fails		(80-125)	45
2,6-Dinitrotoluene	20.81	3672	488.9000<	471.253534	104%	Acceptable					471.253534	0%	Fails		(80-120)	45
2,4-Dinitrotoluene	21.60	5828	478.3000<	471.253534	101%	Acceptable					471.253534	0%	Fails		(80-125)	45
2-Nitrotoluene	25.13	2490	461.0000<	471.253534	98%	Acceptable					471.253534	0%	Fails		(80-125)	45
4-Nitrotoluene	27.11	2968	459.4000<	471.253534	97%	Acceptable					471.253534	0%	Fails		(75-125)	45
3-Nitrotoluene	29.21	2893	454.3000<	471.253534	96%	Acceptable					471.253534	0%	Fails		(75-120)	45
Nitroglycerin				942.507069	0%	Fails		16.27	8049	968.0000<	942.507069	103%	Acceptable		(74-112)	45
PETN				942.507069	0%	Fails		32.64	4000	954.0000<	942.507069	101%	Acceptable		(75-117)	45
3,5-Dinitroaniline	14.43	6259	458.3000<	471.253534	97%	Acceptable					471.253534	0%	Fails		(40-140)	45

Surrogates:	Spiked	Recovered	%Rec	Spiked	Recovered	%Rec	Limits
3,4-Dinitrotoluene	471.2535	508.0000	108	471.2535	470.1000	100	(81-127)

mr 3/9/10

Notes:

M = Manually Integrated

D = Operator Disabled Result

O = Over Calibration Range

Signals Differ by More Than 40%

Signals Differ by More Than 50%

Printed: 3/9/2010 9:18 AM

TestAmerica West Sacramento

Method 8330

Data file : \\Terastation\share\GCdata\LC10.I\03082010.B\A-000023.d
Lab Smp Id: LV2DH1DP 0063129 A
Inj Date : 09-MAR-2010 08:18
Operator : NS Inst ID: LC10.i
Smp Info : LV2DH1DP 0063129 A0B240490-1D;3
Misc Info : MSD;;;10.61;80;2;SOLIDBQSM.sub;SOLIDBQSM.spk;1;1
Comment : SOP SAC-LC-0009
Method : \\Terastation\share\GCdata\LC10.I\03082010.B\8330AB.m
Meth Date : 09-Mar-2010 09:08 shafern Quant Type: AREA%
Cal Date : 01-MAR-2010 23:38 Cal File: A-000017.d
Als bottle: 29 QC Sample: MSD
Dil Factor: 1.00000
Integrator: Falcon+ Compound Sublist: SOLIDBQSM.sub
Target Version: 4.14
Processing Host: SACP307FK

Concentration Formula: Amt * DF * Uf*Vt / Ws * CpndVariable

Name	Value	Description
DF	1.000	Dilution Factor
Uf	1.000	Unit Correction Factor
Vt	80.000	Volume of final extract (mL)(1000 low, 2
Ws	10.610	Weight of sample extracted (g)
Cpnd Variable		Local Compound Variable

RT	AREA	HEIGHT	HT/AREA	% HEIGHT		COMPOUNDS
5.461	54457	8040	0.148	9.10		2 HMX
8.005	56382	5178	0.092	5.86		3 RDX
9.225	8457	277	0.033	0.31		
10.028	9610	536	0.056	0.60		
10.561	131961	10151	0.077	11.60		6 1,3,5-Trinitrobenze
13.555	160322	9916	0.062	11.23		7 1,3-Dinitrobenzene
14.428	107108	6259	0.058	7.09		8 3,5-Dinitroaniline
14.998	80252	4876	0.061	5.52		9 TETRYL
15.391	85696	4581	0.053	5.19		10 Nitrobenzene
16.071	4526	140	0.031	0.15		
17.245	116982	6193	0.053	7.01		12 2,4,6-Trinitrotolue
17.981	106911	5170	0.048	5.85		13 4-AM-2,6-DNT
18.555	63319	3249	0.051	3.68	$	1 3,4-Dinitrotoluene
19.105	129753	5752	0.044	6.51		14 2-AM-4,6-DNT
20.815	82099	3672	0.045	4.16		15 2,6-Dinitrotoluene
21.605	139273	5828	0.042	6.60		16 2,4-Dinitrotoluene
24.238	473	46	0.097	0.05		
25.131	68626	2490	0.036	2.82		17 2-Nitrotoluene
27.108	86894	2968	0.034	3.36		18 4-Nitrotoluene
29.208	89711	2893	0.032	3.27		19 3-Nitrotoluene
32.724	684	43	0.063	0.04		
	1583497	88258		100.000		

Total unknown % height = 1.150

Data File: \\Terastation\share\GCdata\LC10.I\03082010.B\A-000023.d
Date : 09-MAR-2010 08:18
Client ID:
Sample Info: LV2DH1DP 0063129 A0B240490-1D;3
Volume Injected (uL): 500.0
Column phase: SYNERGI HYDRORP C18

Instrument: LC10.i
Operator: NS
Column diameter: 4.60

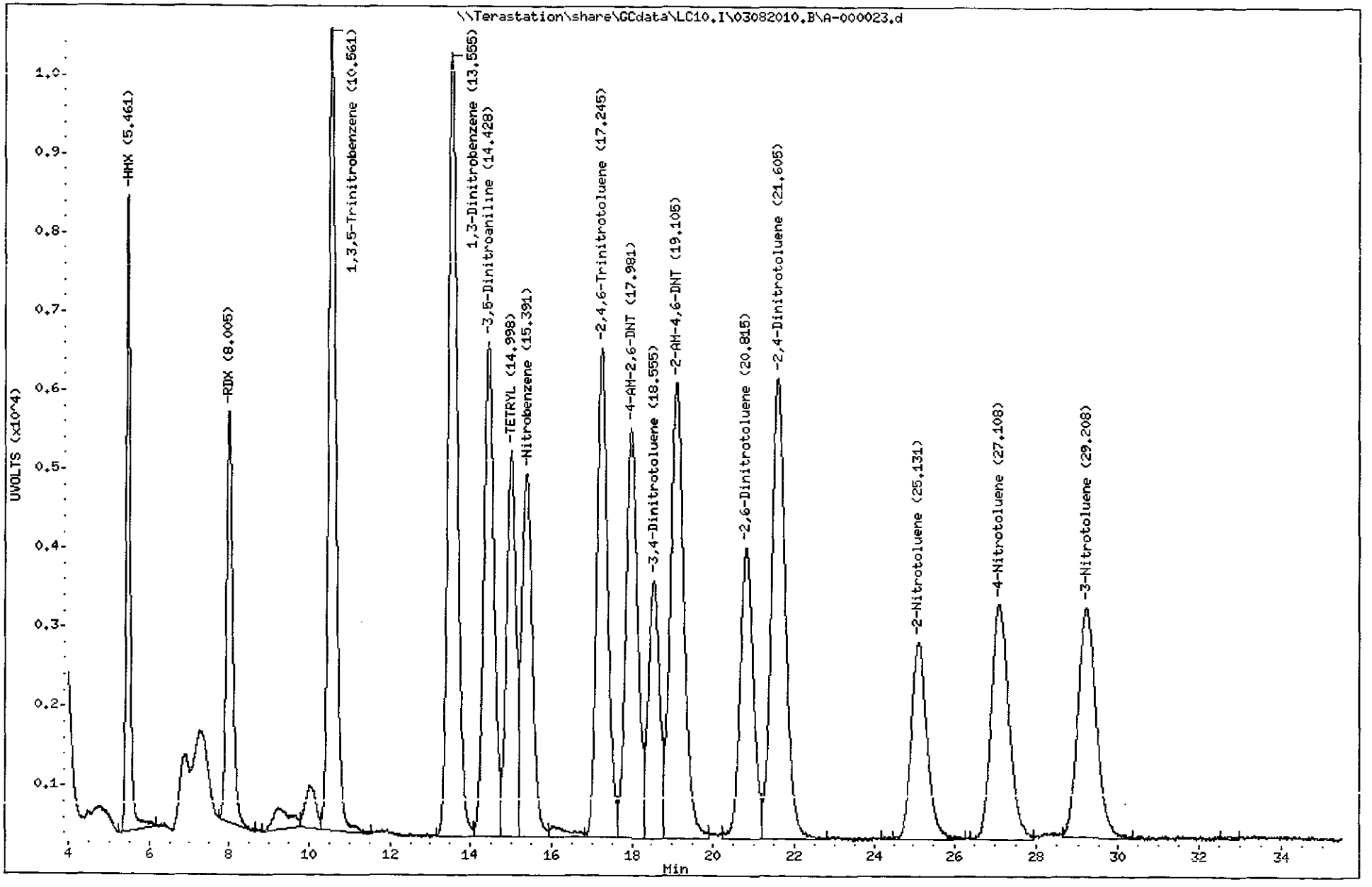

3149

North Canton

TestAmerica West Sacramento

Method 8330

Data file : \\Terastation\share\GCdata\LC10.I\03082010.B\A-000023.d\A-000023
Lab Smp Id: LV2DH1DP 0063129 A
Inj Date : 09-MAR-2010 08:18
Operator : NS Inst ID: LC10.i
Smp Info : LV2DH1DP 0063129 A0B240490-1D;3
Misc Info : MSD;;;10.61;80;2;SOLIDBQSM.sub;SOLIDBQSM.spk;1;1
Comment : SOP SAC-LC-0009
Method : \\Terastation\share\GCdata\LC10.I\03082010.B\8330AB.M\83302.m
Meth Date : 09-Mar-2010 09:16 shafern Quant Type: AREA%
Cal Date : 01-MAR-2010 23:38 Cal File: A-000017.d
Als bottle: 29 QC Sample: MSD
Dil Factor: 1.00000
Integrator: Falcon+ Compound Sublist: SOLIDBQSM.sub
Target Version: 4.14
Processing Host: SACP307FK

Concentration Formula: Amt * DF * Uf*Vt / Ws * CpndVariable

Name	Value	Description
DF	1.000	Dilution Factor
Uf	1.000	Unit Correction Factor
Vt	80.000	Volume of final extract (mL)(1000 low, 2
Ws	10.610	Weight of sample extracted (g)
Cpnd Variable		Local Compound Variable

RT	AREA	HEIGHT	HT/AREA	% HEIGHT		COMPOUNDS
9.175	4416	251	0.057	0.27		
10.601	2550	179	0.070	0.19		
13.555	81307	5122	0.063	5.58		
14.431	108286	6473	0.060	7.05		
14.998	104195	6444	0.062	7.02		
15.388	129660	7049	0.054	7.68		
16.271	141940	8049	0.057	8.87		11 Nitroglycerin
17.241	123113	6535	0.053	7.12		
17.981	151907	7501	0.049	8.18		
18.555	121016	6086	0.050	6.63	$	1 3,4-Dinitrotoluene
19.105	131352	5917	0.045	6.45		
20.165	6175	264	0.043	0.28		
20.815	143594	6295	0.044	6.86		
21.605	115488	4725	0.041	5.15		
25.131	160414	5944	0.037	6.48		
27.108	122600	4320	0.035	4.71		
28.215	2778	135	0.049	0.14		
29.218	177195	5724	0.032	6.24		
31.265	8474	287	0.034	0.31		
31.655	11057	332	0.030	0.36		
32.641	164042	4000	0.024	4.36		20 PETN
34.584	891	67	0.075	0.07		
	2012450	91699		100.000		

Total unknown % height = 80.14

Data File: \\Terastation\share\GCdata\LC10.I\03082010.B\A-000023.d\A-000023.d
Date : 09-MAR-2010 08:18
Client ID:
Sample Info: LV2DH1DP 0063129 A0B240490-1D;3
Volume Injected (uL): 500.0
Column phase: SYNERGI HYDRORP C18

Instrument: LC10.i
Operator: NS
Column diameter: 4.60

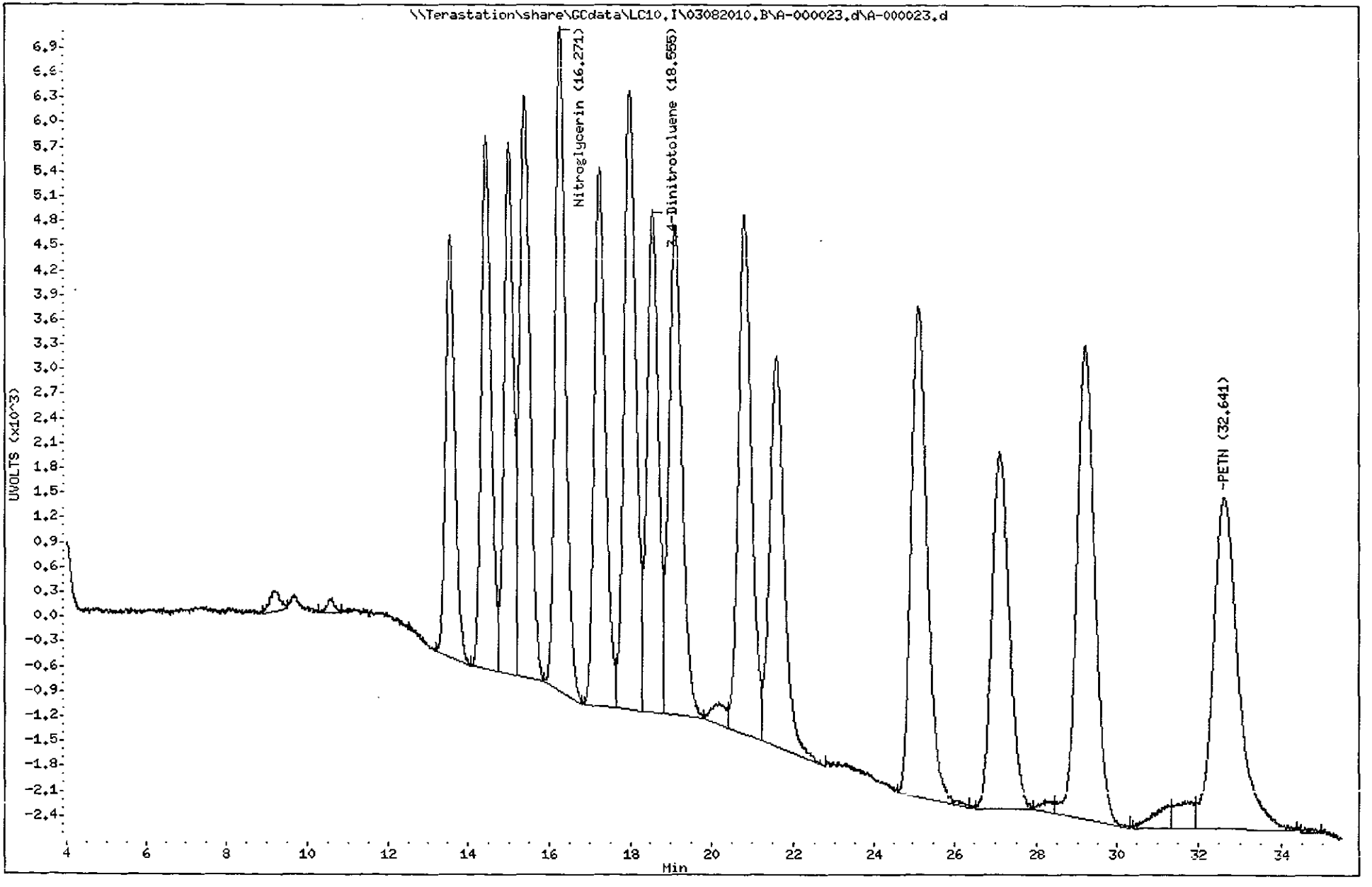

3151
North Canton

TestAmerica West Sacramento

A-000024.D

Chromatography Summary

Injection Date: 3/9/2010 9:07 **Operator:** NS

DataFile: LC10.I\03082010.B\A-000024.D **Vial Num:** 30

Instrument ID: LC10

Method 8330 Target Analyte Results

Sample : **LV2D01A4 0063129 A0B240490-2**

Method File: LC10 I\03082010.B\8330AB.M

Start Cal Date: 3/1/2010 17:59 **End Cal Date:** 3/1/2010 23:38

Dilution Factor	Extract Volume	Sample Volume	Sample Weight
1X	80 mL	0 mL	9.72 g

Matrix: SOIL **SubList:** SOLIDBQSM.sub **SpikeList:**

Samp. Info: LV2D01A4 0063129 A0B240490-2;0

Misc. Info: ;;;9 72;80;2;SOLIDBQSM sub; ;0;1

	Synergi Hydro-RP C18(250nm-265nm)					Synergi Hydro-RP C18(358nm-205nm)							
Compound Name	RT	Diff	Response	Conc (ug/Kg)	Flag	RT	Diff	Response	Conc (ug/Kg)	Flag	MDL	RL	Flag
3,4-Dinitrotoluene	18.52	0.101	3181	542.9000<		18.52	0.105	6127	516.6000		0.0000	0.00	
HMX											12.4486	264.61	
RDX											12.3457	264.61	
Picric ACID											102.8807	1058.44	
1,3,5-Trinitrobenzene											10.2881	264.61	
1,3-Dinitrobenzene											4.3210	264.61	
TETRYL											10.2881	264.61	
Nitrobenzene											18.1070	264.61	
2,4,6-Trinitrotoluene											19.9588	264.61	
4-AM-2,6-DNT											10.2881	264.61	
2-AM-4,6-DNT											12.8601	317.53	
2,6-Dinitrotoluene											7.5103	264.61	
2,4-Dinitrotoluene											5.4527	264.61	
2-Nitrotoluene											13.3745	264.61	
4-Nitrotoluene											18.7243	529.22	
3-Nitrotoluene											15.9465	264.61	
Nitroglycerin											15.4321	529.22	
PETN											25.7202	529.22	
3,5-Dinitroaniline											9.0535	1375.98	

M 3/9/10

✓

Surrogates:	Spiked	Recovered	%Rec		Spiked	Recovered	%Rec	Limits
3,4-Dinitrotoluene	514.4033	542.9000	106		514.4033	516.6000	100	(81-127)

Notes:
M = Manually Integrated
D = Operator Disabled Result
O = Over Calibration Range

Signals Differ by More Than 40%
Signals Differ by More Than 50%

Printed: 3/9/2010 9:52 AM

Test America West Sacramento

Method 8330

Data File : \\Terastation\share\GCdata\LC10.I\03082010.B\A-000024.D
Lab Smp Id: LV2D01A4 0063129 A
Inj Date : 09-MAR-2010 09:07
Operator : NS Inst ID: LC10.i
Smp Info : LV2D01A4 0063129 A0B240490-2;0
Misc Info : ;;;9.72;80;2;SOLIDBQSM.sub; ;0;1
Comment : SOP SAC-LC-0009
Method : \\Terastation\share\GCdata\LC10.I\03082010.B\8330AB.m
Meth Date : 09-Mar-2010 09:08 shafern Quant Type: AREA%
Cal Date : 01-MAR-2010 23:38 Cal File: A-000017.d
Als bottle: 30
Dil Factor: 1.00000
Integrator: Falcon+ Compound Sublist: SOLIDBQSM.sub
Target Version: 4.14
Processing Host: SACP307HPLC

Concentration Formula: Amt * DF * Uf*Vt / Ws * CpndVariable

Name	Value	Description
DF	1.000	Dilution Factor
Uf	1.000	Unit Correction Factor
Vt	80.000	Volume of final extract (mL)(1000 low, 2
Ws	9.720	Weight of sample extracted (g)
Cpnd Variable		Local Compound Variable

RT	AREA	HEIGHT	HT/AREA	% HEIGHT	COMPOUNDS
5.535	742	71	0.096	1.77	
9.325	2841	116	0.041	2.89	
10.115	4658	212	0.046	5.28	
15.985	485	43	0.089	1.07	
16.355	420	48	0.114	1.19	
18.518	66024	3181	0.048	79.38	$ 1 3,4-Dinitrotoluene
26.622	516	39	0.076	0.97	
27.415	635	36	0.057	0.89	
28.218	2148	81	0.038	2.01	
29.458	461	45	0.098	1.12	
30.065	617	49	0.079	1.22	
32.962	419	45	0.107	1.12	
33.541	342	44	0.129	1.09	
	80308	4010		100.000	

Total unknown % height = 20.62

Data File: \\Terastation\share\GCdata\LC10.I\03082010.B\A-000024.D
Date : 09-MAR-2010 09:07
Client ID:
Sample Info: LV2D01A4 0063129 A08240490-2:0
Volume Injected (uL): 500.0
Column phase: SYNERGI HYDRORP C18

Instrument: LC10.i
Operator: HS
Column diameter: 4.60

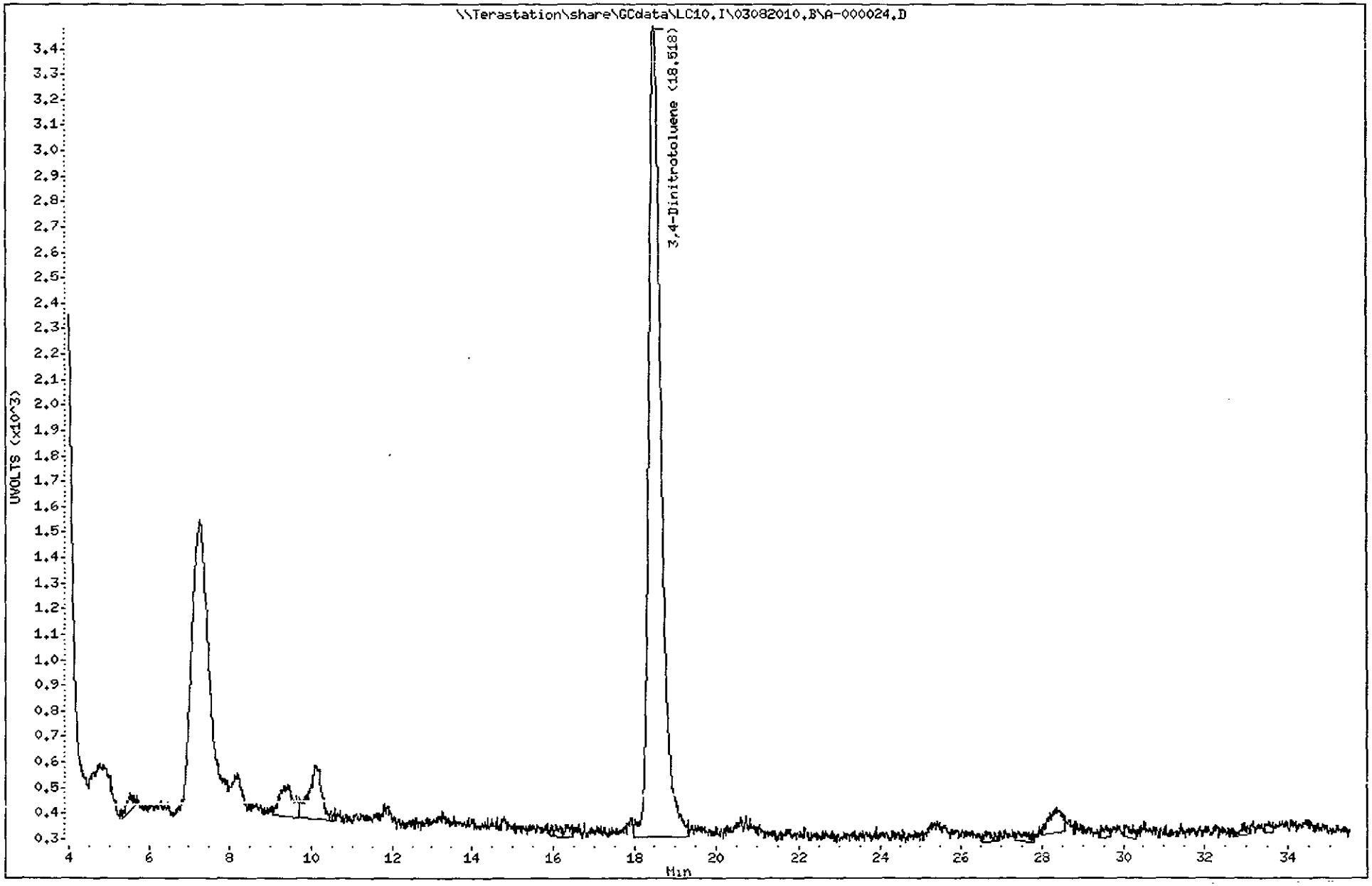

3154
North Canton

Test America West Sacramento

Method 8330

Data File : \\Terastation\share\GCdata\LC10.I\03082010.B\A-000024.D\A-000024
Lab Smp Id: LV2D01A4 0063129 A
Inj Date : 09-MAR-2010 09:07
Operator : NS Inst ID: LC10.i
Smp Info : LV2D01A4 0063129 A0B240490-2;0
Misc Info : ;;;9.72;80;2;SOLIDBQSM.sub; ;0;1
Comment : SOP SAC-LC-0009
Method : \\Terastation\share\GCdata\LC10.I\03082010.B\8330AB.M\83302.m
Meth Date : 09-Mar-2010 09:26 shafern Quant Type: AREA%
Cal Date : 01-MAR-2010 23:38 Cal File: A-000017.d
Als bottle: 30
Dil Factor: 1.00000
Integrator: Falcon+ Compound Sublist: SOLIDBQSM.sub
Target Version: 4.14
Processing Host: SACP307HPLC

Concentration Formula: Amt * DF * Uf*Vt / Ws * CpndVariable

Name	Value	Description
DF	1.000	Dilution Factor
Uf	1.000	Unit Correction Factor
Vt	80.000	Volume of final extract (mL)(1000 low, 2
Ws	9.720	Weight of sample extracted (g)
Cpnd Variable		Local Compound Variable

RT	AREA	HEIGHT	HT/AREA	% HEIGHT	COMPOUNDS
17.538	494	68	0.138	0.89	
17.915	1846	109	0.059	1.43	
18.522	125023	6127	0.049	80.96	$ 1 3,4-Dinitrotoluene
20.128	8180	257	0.031	3.39	
22.148	2771	115	0.041	1.51	
25.805	552	52	0.094	0.68	
27.445	485	61	0.126	0.80	
28.332	14123	290	0.021	3.82	
29.852	306	59	0.193	0.77	
30.072	271	61	0.225	0.80	
30.438	975	58	0.059	0.76	
30.758	2375	99	0.042	1.30	
32.968	210	46	0.219	0.60	
33.458	2640	97	0.037	1.28	
34.442	1170	77	0.066	1.01	
	161421	7576		100.000	

Total unknown % height = 19.04

Data File: \\Terastation\share\GCdata\LC10.I\03082010.B\A-000024.D\A-000024.D
Date : 09-MAR-2010 09:07
Client ID:
Sample Info: LV2D01A4 0063129 A0B240490-2;0
Volume Injected (uL): 500.0
Column phase: SYNERGI HYDRORP C18

Instrument: LC10.i
Operator: NS
Column diameter: 4.60

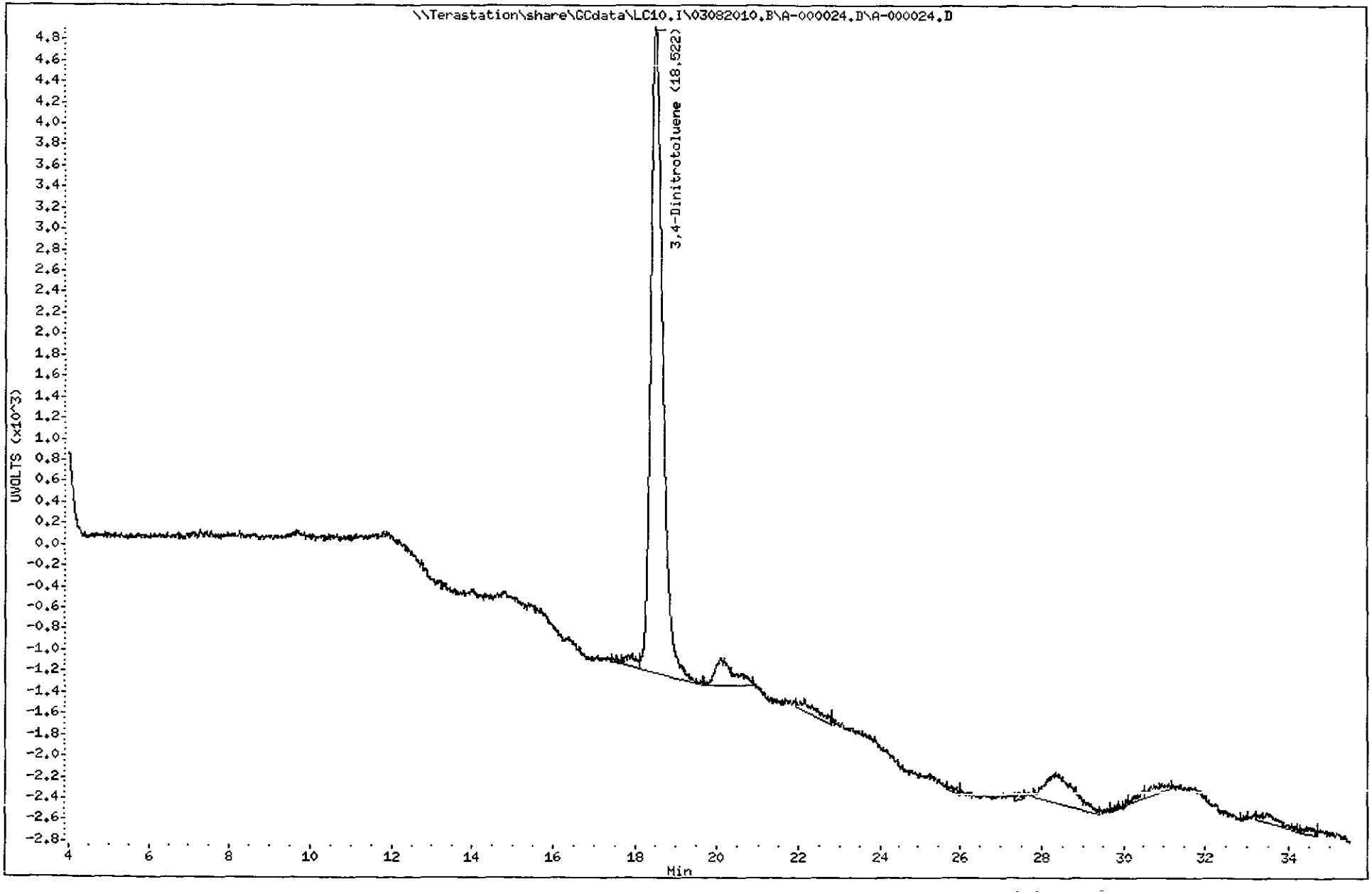

3156
North Canton

TestAmerica West Sacramento

A-000025.D

Chromatography Summary

Injection Date: 3/9/2010 9:55 **Operator:** NS

DataFile: LC10.I\03082010.B\A-000025.D **Vial Num:** 3

Method 8330 Target Analyte Results

Instrument ID: LC10

Sample : **STD_05 10GCSV0072 8330 100ng/mL**

Method File: LC10.I\03082010.B\8330AB.M

Start Cal Date: 3/1/2010 17:59 **End Cal Date:** 3/1/2010 23:38

Dilution Factor	Extract Volume	Sample Volume	Sample Weight
1X	0 mL	0 mL	0 g

Matrix: NONE **SubList:** CAL.sub **SpikeList:**

Samp. Info: STD_05 10GCSV0072 8330 100ng/mL,2

Misc. Info: ;5; ; , ;3;CAL sub; ;0;1

	Synergi Hydro-RP C18(250nm-265nm)							Synergi Hydro-RP C18(358nm-205nm)								
Compound Name	RT	Response	PPB	Spike Level	%D	Result	Flag	RT	Response	PPB	Spike Level	%D	Result	Flag	Limits(%)	Flag
3,4-Dinitrotoluene	18.56	5087	105.5000<	100	6%	Acceptable		18.56	9726	99.6300	100	0%	Acceptable		(±15)	
HMX	5.47	13159	98.7800<	100	-1%	Acceptable					100	-100%	Fails		(±15)	45
RDX	8.02	9196	101.9000<	100	2%	Acceptable					100	-100%	Fails		(±15)	45
Picric ACID	9.26	18462	210.6000	200	5%	Acceptable		9.26	27255	211.8000<	200	6%	Acceptable		(±15)	
1,3,5-Trinitrobenzene	10.58	16066	99.8700<	100	0%	Acceptable					100	-100%	Fails		(±15)	45
1,3-Dinitrobenzene	13.57	15657	99.7100<	100	0%	Acceptable					100	-100%	Fails		(±15)	45
TETRYL	15.01	8240	93.8400<	100	-6%	Acceptable					100	-100%	Fails		(±15)	45
Nitrobenzene	15.40	7099	95.8900<	100	-4%	Acceptable					100	-100%	Fails		(±15)	45
2,4,6-Trinitrotoluene	17.25	9143	95.6900<	100	-4%	Acceptable					100	-100%	Fails		(±15)	45
4-AM-2,6-DNT	17.99	7213	101.2000<	100	1%	Acceptable					100	-100%	Fails		(±15)	45
2-AM-4,6-DNT	19.10	8091	99.6900<	100	0%	Acceptable					100	-100%	Fails		(±15)	45
2,6-Dinitrotoluene	20.82	5649	99.7500<	100	0%	Acceptable					100	-100%	Fails		(±15)	45
2,4-Dinitrotoluene	21.59	9114	99.2000<	100	-1%	Acceptable					100	-100%	Fails		(±15)	45
2-Nitrotoluene	25.11	3775	92.6900<	100	-7%	Acceptable					100	-100%	Fails		(±15)	45
4-Nitrotoluene	27.10	4605	94.5400<	100	-5%	Acceptable					100	-100%	Fails		(±15)	45
3-Nitrotoluene	29.17	4489	93.5000<	100	-7%	Acceptable					100	-100%	Fails		(±15)	45
Nitroglycerin				100	-100%	Fails		16.28	6275	100.1000<	100	0%	Acceptable		(±15)	45
PETN				100	-100%	Fails		32.59	3185	100.7000<	100	1%	Acceptable		(±15)	45
3,5-Dinitroaniline	14.45	10260	99.6300<	100	0%	Acceptable					100	-100%	Fails		(±15)	45
EGDN				100	-100%	Fails					100	-100%	Fails		(±15)	

mr 3/9/10

Notes.
M = Manually Integrated
D = Operator Disabled Result
O = Over Calibration Range

Signals Differ by More Than 40%
Signals Differ by More Than 50%

Printed: 3/9/2010 10:41 AM

TestAmerica West Sacramento

Method 8330

Data file : \\Terastation\share\GCdata\LC10.I\03082010.B\A-000025.d
Lab Smp Id: STD_05 10GCSV0072 8
Inj Date : 09-MAR-2010 09:55
Operator : NS Inst ID: LC10.i
Smp Info : STD_05 10GCSV0072 8330 100ng/mL;2
Misc Info : ;5; ; ; ;3;CAL.sub; ;0;1
Comment : SOP SAC-LC-0009
Method : \\Terastation\share\GCdata\LC10.I\03082010.B\8330AB.m
Meth Date : 09-Mar-2010 10:44 shafern Quant Type: AREA%
Cal Date : 01-MAR-2010 23:38 Cal File: A-000017.d
Als bottle: 3 Continuing Calibration Sample
Dil Factor: 1.00000
Integrator: Falcon+ Compound Sublist: CAL.sub
Target Version: 4.14
Processing Host: SACP307FK

RT	AREA	HEIGHT	HT/AREA	% HEIGHT			COMPOUNDS
5.472	85213	13159	0.154	8.45		2	HMX
8.022	96056	9196	0.096	5.91		3	RDX
8.715	972	100	0.103	0.06			
9.262	252273	18462	0.073	11.97		5	Picric ACID
10.575	204976	16066	0.078	10.32		6	1,3,5-Trinitrobenze
12.985	196	22	0.112	0.01			
13.565	248606	15657	0.063	10.06		7	1,3-Dinitrobenzene
14.448	172606	10260	0.059	6.59		8	3,5-Dinitroaniline
15.008	133677	8240	0.062	5.29		9	TETRYL
15.398	129982	7099	0.055	4.56		10	Nitrobenzene
17.252	170926	9143	0.053	5.87		12	2,4,6-Trinitrotolue
17.988	143922	7213	0.050	4.63		13	4-AM-2,6-DNT
18.558	98804	5087	0.051	3.27	$	1	3,4-Dinitrotoluene
19.102	177747	8091	0.046	5.20		14	2-AM-4,6-DNT
20.818	123380	5649	0.046	3.63		15	2,6-Dinitrotoluene
21.588	212513	9114	0.043	5.85		16	2,4-Dinitrotoluene
25.112	101290	3775	0.037	2.42		17	2-Nitrotoluene
26.422	231	36	0.156	0.02			
27.098	131685	4605	0.035	2.96		18	4-Nitrotoluene
29.168	140206	4489	0.032	2.88		19	3-Nitrotoluene
32.972	455	40	0.088	0.02			
34.198	700	56	0.080	0.03			
	2626416	155559		100.000			

Total unknown % height = 0.1400

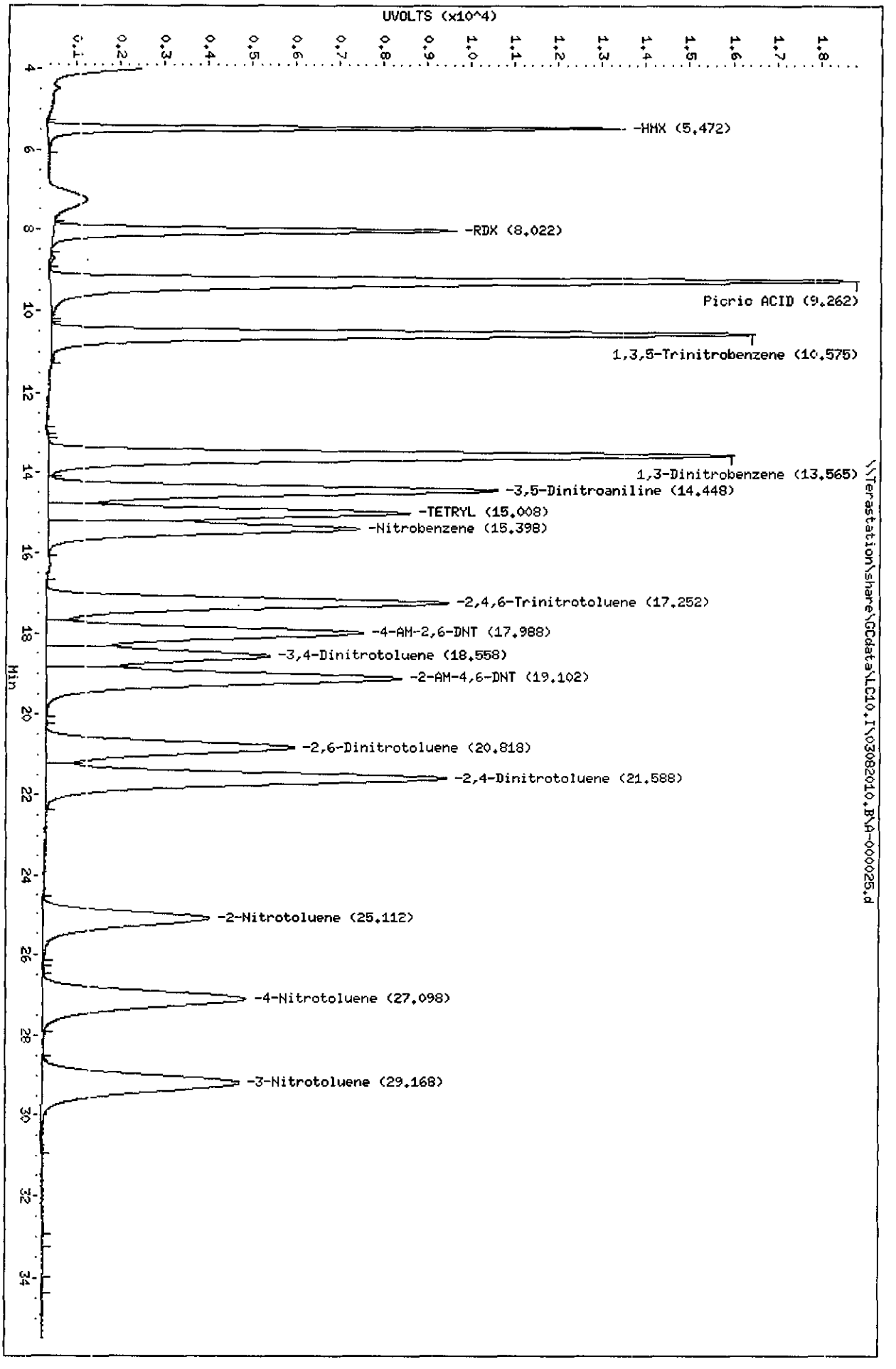

Data File: \\Terastation\share\GCdata\LC10,I\03082010,B\A-000025.d
Date : 09-MAR-2010 09:55
Client ID:
Sample Info: STD_05 10CCSV0072 8330 100ng/mL;2

Instrument: LC10,i

Column phase: SYNERGI HYDRORP C18

Operator: NS
Column diameter: 4.60

TestAmerica West Sacramento

Method 8330

Data file : \\Terastation\share\GCdata\LC10.I\03082010.B\A-000025.d\A-000025
Lab Smp Id: STD_05 10GCSV0072 8
Inj Date : 09-MAR-2010 09:55
Operator : NS Inst ID: LC10.i
Smp Info : STD_05 10GCSV0072 8330 100ng/mL;2
Misc Info : ;5; ; ; ;3;CAL.sub; ;0;1
Comment : SOP SAC-LC-0009
Method : \\Terastation\share\GCdata\LC10.I\03082010.B\8330AB.M\83302.m
Meth Date : 09-Mar-2010 10:41 shafern Quant Type: AREA%
Cal Date : 01-MAR-2010 23:38 Cal File: A-000017.d
Als bottle: 3 Continuing Calibration Sample
Dil Factor: 1.00000
Integrator: Falcon+ Compound Sublist: CAL.sub
Target Version: 4.14
Processing Host: SACP307FK

RT	AREA	HEIGHT	HT/AREA	% HEIGHT		COMPOUNDS
9.262	369558	27255	0.074	17.25		5 Picric ACID
10.588	3045	239	0.078	0.15		
13.565	126709	8091	0.064	5.08		
14.445	176877	10677	0.060	6.71		
15.008	176939	10990	0.062	6.90		
15.402	200234	10996	0.055	6.91		
16.278	108929	6275	0.058	3.94		11 Nitroglycerin
17.252	183443	9793	0.053	6.15		
17.988	213526	10632	0.050	6.68		
18.555	191657	9726	0.051	6.11	$	1 3,4-Dinitrotoluene
19.095	185805	8476	0.046	5.32		
20.808	216349	9759	0.045	6.13		
21.585	174705	7303	0.042	4.59		
23.225	438	29	0.066	0.01		
25.115	245476	9111	0.037	5.72		
27.092	189592	6673	0.035	4.19		
29.178	271719	8846	0.033	5.56		
30.585	2174	132	0.061	0.08		
30.945	3717	232	0.062	0.14		
31.182	2832	279	0.099	0.17		
31.615	13398	348	0.026	0.21		
32.588	137100	3185	0.023	2.00		20 PETN
	3194219	159047		100.000		

Total unknown % height = 70.70

Data File: \\Terastation\share\GCdata\LC10.I\03082010.B\A-000025.d\A-000025.d
Date : 09-MAR-2010 09:55
Client ID:
Sample Info: STD_05 10GCSV0072 8330 100ng/mL;2

Instrument: LC10.i
Operator: NS
Column diameter: 4.60

Column phase: SYNERGI HYDRORP C18

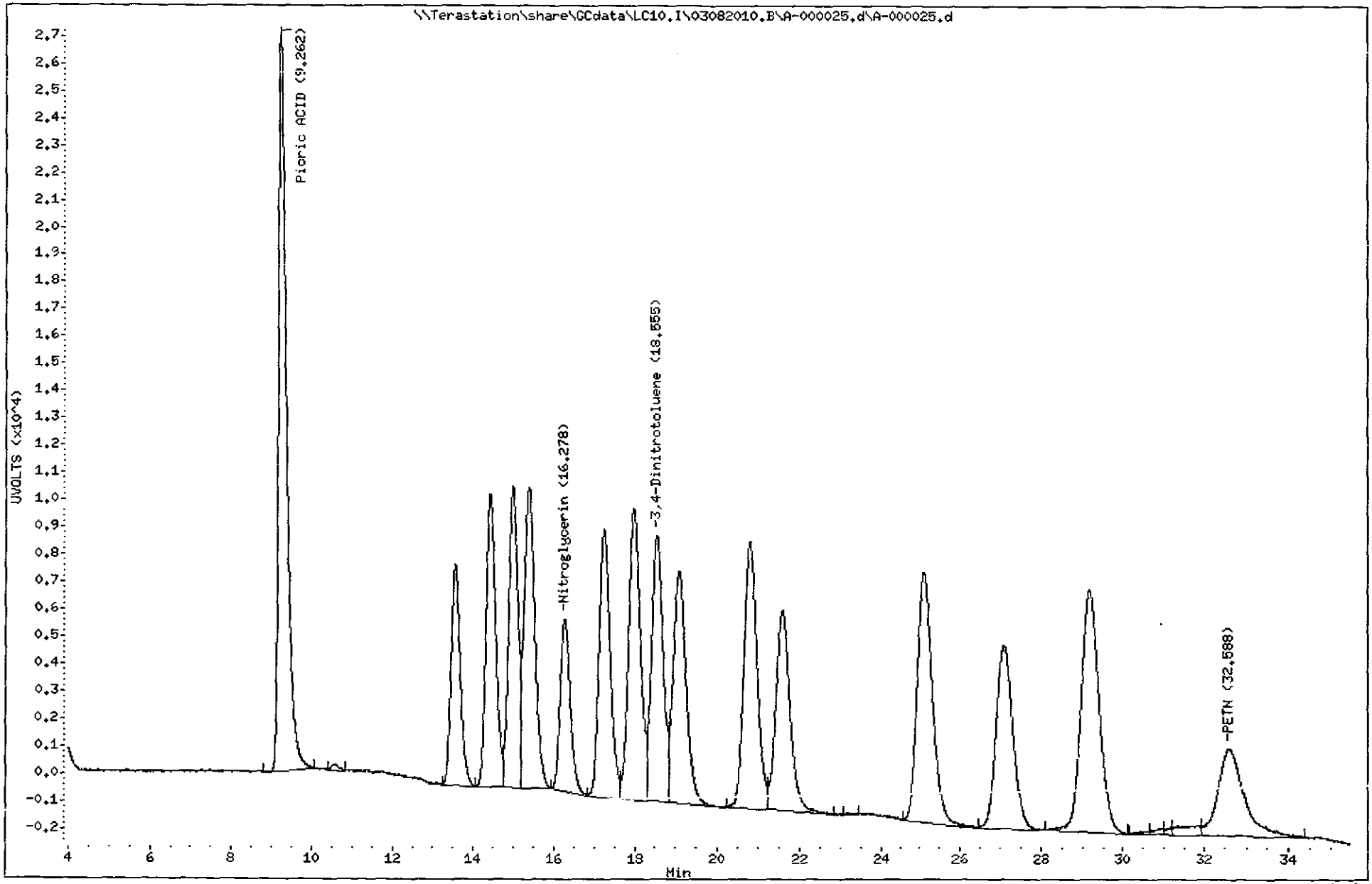

3161
North Canton

TestAmerica West Sacramento

A-000028.D

Chromatography Summary

Injection Date: 3/9/2010 12:20 **Operator:** NS

DataFile: LC10.I\03082010.B\A-000028.D **Vial Num:** 33

Instrument ID: LC10

Method 8330 Target Analyte Results

Sample : **LV2D21A8 0063129 A0B240490-3**

Method File: LC10.I\03082010.B\8330AB.M

Start Cal Date: 3/1/2010 17:59 **End Cal Date:** 3/1/2010 23:38

Dilution Factor	Extract Volume	Sample Volume	Sample Weight
1X	80 mL	0 mL	10.86 g

Matrix: SOIL **SubList:** SOLIDBQSM.sub **SpikeList:**

Samp. Info: LV2D21A8 0063129 A0B240490-3;0

Misc. Info: ;;;IC.86;80;2;SOLIDBQSM.sub; ;0;1

	Synergi Hydro-RP C18(250nm-265nm)					Synergi Hydro-RP C18(358nm-205nm)							
Compound Name	RT	Diff	Response	Conc (ug/Kg)	Flag	RT	Diff	Response	Conc (ug/Kg)	Flag	MDL	RL	Flag
3,4-Dinitrotoluene	18.56	-0.003	3182	486.1000<	M	18.56	-0.015	6067	457.8000		0.0000	0.00	
HMX	5.48	0.004	354	✓ 19.5700<	conf.						11.1418	211.97	45
RDX	8.02	0.000	187	✓ 15.2700<	Pb. conf.						11.0497	211.97	45
Picric ACID											92.0810	847.89	
1,3,5-Trinitrobenzene											9.2081	211.97	
1,3-Dinitrobenzene											3.8674	211.97	
TETRYL											9.2081	211.97	
Nitrobenzene											16.2063	211.97	
2,4,6-Trinitrotoluene											17.8637	211.97	
4-AM-2,6-DNT	17.97	-0.016	234	✓ 24.1800<	conf m 3/16/10						9.2081	211.97	45
2-AM-4,6-DNT	19.04	-0.063	305	✓ 27.6800<	M						11.5101	254.37	45
2,6-Dinitrotoluene											6.7219	211.97	
2,4-Dinitrotoluene											4.8803	211.97	
2-Nitrotoluene											11.9705	211.97	
4-Nitrotoluene											16.7587	423.95	
3-Nitrotoluene											14.2726	211.97	
Nitroglycerin											13.8122	423.95	
PETN											23.0203	423.95	
3,5-Dinitroaniline											8.1031	1102.26	

✓

Surrogates:	Spiked	Recovered	%Rec	Spiked	Recovered	%Rec	Limits
3,4-Dinitrotoluene	460.4052	486.1000	106	460.4052	457.8000	99	(81-127)

Notes:
- M = Manually Integrated
- D = Operator Disabled Result
- O = Over Calibration Range

Signals Differ by More Than 40%

Signals Differ by More Than 50%

RE-INTEGRATION CODES

1 Poor Peak Shape
2 Poor Peak Resolution
3 Peak Not Integrated
4 Sample Matrix Interference
5 Column Bleed
6 Instrument Noise
7 Baseline Correction
8 Other (reason must be stated)

ALL RE-INTEGRATIONS MUST BE INITIALED, DATED AND CODED

m 3/16/10

Printed: 3/16/2010 2:39 PM

TestAmerica West Sacramento

Method 8330

Data file : \\Terastation\share\GCdata\LC10.I\03082010.B\A-000028.d
Lab Smp Id: LV2D21A8 0063129 A
Inj Date : 09-MAR-2010 12:20
Operator : NS Inst ID: LC10.i
Smp Info : LV2D21A8 0063129 A0B240490-3;0
Misc Info : ;;;10.86;80;2;SOLIDBQSM.sub; ;0;1
Comment : SOP SAC-LC-0009
Method : \\Terastation\share\GCdata\LC10.I\03082010.B\8330AB.m
Meth Date : 16-Mar-2010 14:29 shafern Quant Type: AREA%
Cal Date : 01-MAR-2010 23:38 Cal File: A-000017.d
Als bottle: 33
Dil Factor: 1.00000
Integrator: Falcon+ Compound Sublist: SOLIDBQSM.sub
Target Version: 4.14
Processing Host: SACP307FK

Concentration Formula: Amt * DF * Uf*Vt / Ws * CpndVariable

M 3/16/10

Name	Value	Description
DF	1.000	Dilution Factor
Uf	1.000	Unit Correction Factor
Vt	80.000	Volume of final extract (mL)(1000 low, 2
Ws	10.860	Weight of sample extracted (g)
Cpnd Variable		Local Compound Variable

See reintegration.

RT	AREA	HEIGHT	HT/AREA	% HEIGHT		COMPOUNDS
5.476	5997	354	0.059	5.89		2 HMX
6.416	2781	229	0.082	3.81		
8.022	2707	187	0.069	3.11		3 RDX
8.936	364	45	0.124	0.74		
9.376	7622	224	0.029	3.72		
10.142	6332	379	0.060	6.30		
10.619	703	61	0.087	1.01		
11.876	1201	77	0.064	1.28		
12.399	576	40	0.069	0.66		
13.236	5974	184	0.031	3.06		
14.902	1027	61	0.059	1.01		
16.579	456	32	0.070	0.53		
17.232	3552	196	0.055	3.26		12 2,4,6-Trinitrotolue
17.972	4420	234	0.053	3.89		13 4-AM-2,6-DNT
18.556	64608	3182	0.049	53.07	$	1 3,4-Dinitrotoluene
19.039	6935	305	0.044	5.07		14 2-AM-4,6-DNT
28.166	10338	78	0.008	1.29		
29.079	758	50	0.066	0.83		
29.619	299	49	0.164	0.81		
31.629	196	40	0.205	0.66		
	126845	6007		100.000		

Total unknown % height = 25.71

RE-INTEGRATION CODES

1 Poor Peak Shape
2 Poor Peak Resolution
3 Peak Not Integrated
4 Sample Matrix Interference
5 Column Bleed
6 Instrument Noise
7 Baseline Correction
8 Other (reason must be stated)

ALL RE-INTEGRATIONS MUST BE INITIALED, DATED AND CODED

M 3/16/10

Data File: \\Terastation\share\GCdata\LC10.I\03082010.B\A-000028.d
Date : 09-MAR-2010 12:20
Client ID:
Sample Info: LV2D21A8 0063129 A0B240490-3:0
Volume Injected (uL): 500.0
Column phase: SYNERGI HYDRORP C18

Instrument: LC10.i
Operator: NS
Column diameter: 4.60

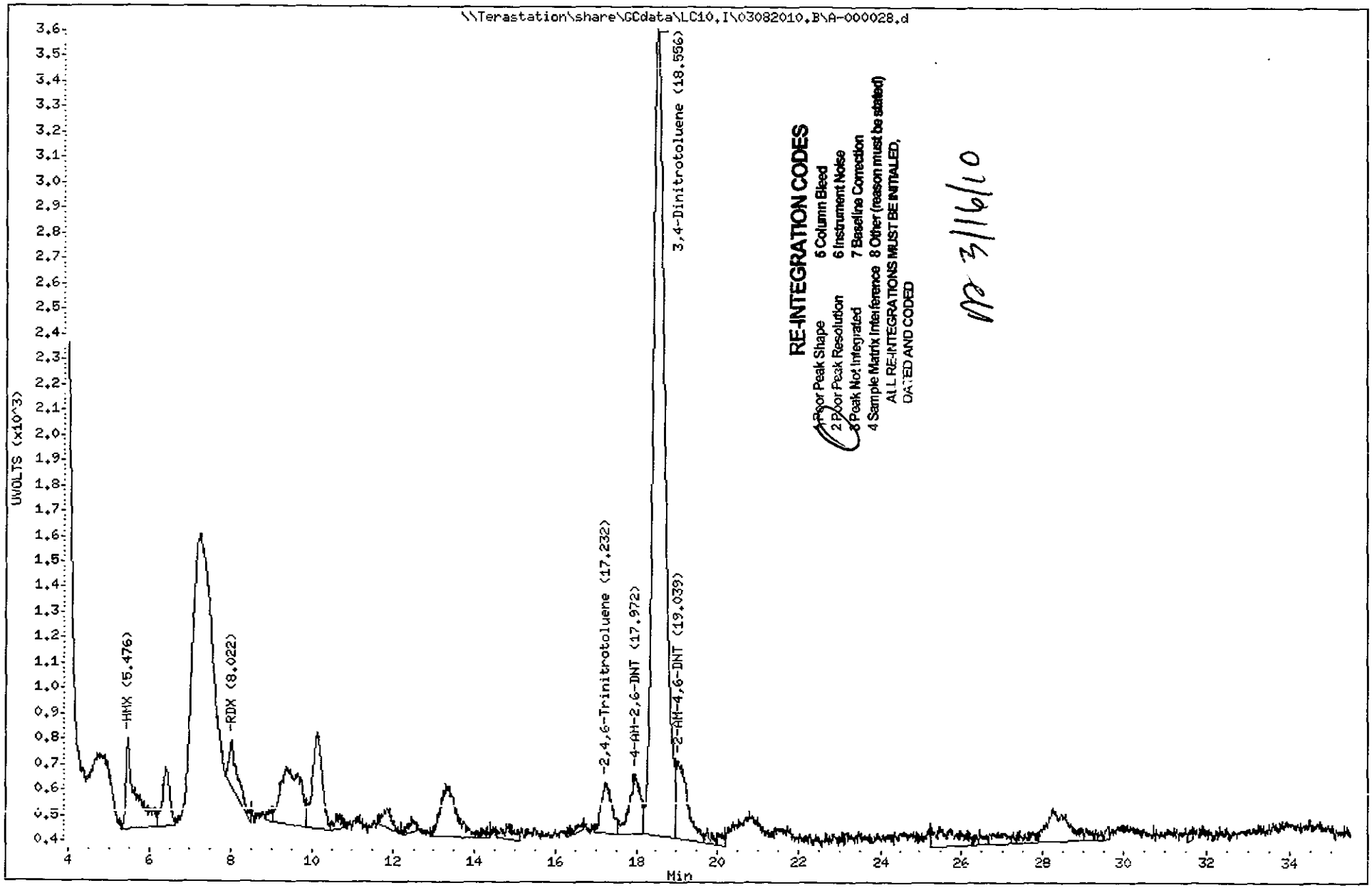

TestAmerica West Sacramento

A-000028.D

Chromatography Summary

Injection Date: 3/9/2010 12:20 **Operator:** NS

DataFile: LC10.I\03082010.B\A-000028.D **Vial Num:** 33

Instrument ID: LC10

Method 8330 Target Analyte Results

Sample : **LV2D21A8 0063129 A0B240490-3**

Method File: LC10.I\03082010.B\8330AB.M

Start Cal Date: 3/1/2010 17:59 **End Cal Date:** 3/1/2010 23:38

Dilution Factor	Extract Volume	Sample Volume	Sample Weight
1X	80 mL	0 mL	10.86 g

Matrix: SOIL **SubList:** SOLIDBQSM.sub **SpikeList:**

Samp. Info: LV2D21A8 0063129 A0B240490-3;0

Misc. Info: ;;;10 86;80;2,SOLIDBQSM.sub; ;0;1

	Synergi Hydro-RP C18(250nm-265nm)					Synergi Hydro-RP C18(358nm-205nm)							
Compound Name	RT	Diff	Response	Conc (ug/Kg)	Flag	RT	Diff	Response	Conc (ug/Kg)	Flag	MDL	RL	Flag
3,4-Dinitrotoluene	18.56	0.030	3184	486.4000<		18.56	0.023	6067	457.8000		0.0000	0.00	
HMX	5 48	0 007	354	19 5700<							11.1418	211.97	45
RDX	8 02	0 010	187	15.2700<							11 0497	211.97	45
Picric ACID											92.0810	847.89	
1,3,5-Trinitrobenzene											9.2081	211.97	
1,3-Dinitrobenzene											3.8674	211.97	
TETRYL											9.2081	211.97	
Nitrobenzene											16 2063	211.97	
2,4,6-Trinitrotoluene											17.8637	211.97	
4-AM-2,6-DNT	17.97	0.007	234	24.1800<							9.2081	211.97	45
2-AM-4,6-DNT											11.5101	254 37	
2,6-Dinitrotoluene											6.7219	211.97	
2,4-Dinitrotoluene											4.8803	211.97	
2-Nitrotoluene											11 9705	211 97	
4-Nitrotoluene											16.7587	423.95	
3-Nitrotoluene											14.2726	211.97	
Nitroglycerin											13.8122	423.95	
PETN											23.0203	423.95	
3,5-Dinitroaniline											8.1031	1102 26	

Surrogates:	Spiked	Recovered	%Rec	Spiked	Recovered	%Rec	Limits
3,4-Dinitrotoluene	460.4052	486.4000	106	460.4052	457.8000	99	(81-127)

M 3/10/10

Notes:
M = Manually Integrated
D = Operator Disabled Result
O = Over Calibration Range

Signals Differ by More Than 40%
Signals Differ by More Than 50%

See reintegration.

M 3/16/10

Printed: 3/10/2010 10:54 AM

Test America West Sacramento

Method 8330

Data file : \\Terastation\share\GCdata\LC10.I\03082010.B\A-000028.D
Lab Smp Id: LV2D21A8 0063129 A
Inj Date : 09-MAR-2010 12:20
Operator : NS Inst ID: LC10.i
Smp Info : LV2D21A8 0063129 A0B240490-3;0
Misc Info : ;;;10.86;80;2;SOLIDBQSM.sub; ;0;1
Comment : SOP SAC-LC-0009
Method : \\Terastation\share\GCdata\LC10.I\03082010.B\8330AB.m
Meth Date : 09-Mar-2010 10:44 shafern Quant Type: AREA%
Cal Date : 01-MAR-2010 23:38 Cal File: A-000017.d
Als bottle: 33
Dil Factor: 1.00000
Integrator: Falcon+ Compound Sublist: SOLIDBQSM.sub
Target Version: 4.14
Processing Host: SACP307HPLC

Concentration Formula: Amt * DF * Uf*Vt / Ws * CpndVariable

Name	Value	Description
DF	1.000	Dilution Factor
Uf	1.000	Unit Correction Factor
Vt	80.000	Volume of final extract (mL)(1000 low, 2
Ws	10.860	Weight of sample extracted (g)
Cpnd Variable		Local Compound Variable

See reintegration.

m 3/10/10

RT	AREA	HEIGHT	HT/AREA	% HEIGHT		COMPOUNDS
5.476	5997	354	0.059	6.20		2 HMX
6.416	2781	229	0.082	4.01		
8.022	2707	187	0.069	3.27		3 RDX
8.936	364	45	0.124	0.78		
9.376	7622	224	0.029	3.92		
10.142	6332	379	0.060	6.64		
10.619	703	61	0.087	1.06		
11.876	1201	77	0.064	1.34		
12.399	576	40	0.069	0.70		
13.236	5974	184	0.031	3.22		
14.902	1027	61	0.059	1.06		
16.579	456	32	0.070	0.56		
17.232	3552	196	0.055	3.43		
17.972	4420	234	0.053	4.10		13 4-AM-2,6-DNT
18.559	71528	3184	0.045	55.93	$	1 3,4-Dinitrotoluene
28.166	10338	78	0.008	1.36		
29.079	758	50	0.066	0.87		
29.619	299	49	0.164	0.85		
31.629	196	40	0.205	0.70		
	126829	5704		100.000		

Total unknown % height = 30.50

Data File: \\Terastation\share\GCdata\LC10.I\03082010.B\A-000028.D
Date : 09-MAR-2010 12:20
Client ID:
Sample Info: LV2D21A8 0063129 A0B240490-3:0
Volume Injected (uL): 500.0
Column phase: SYNERGI HYDRORP C18

Instrument: LC10.i
Operator: NS
Column diameter: 4.60

3167

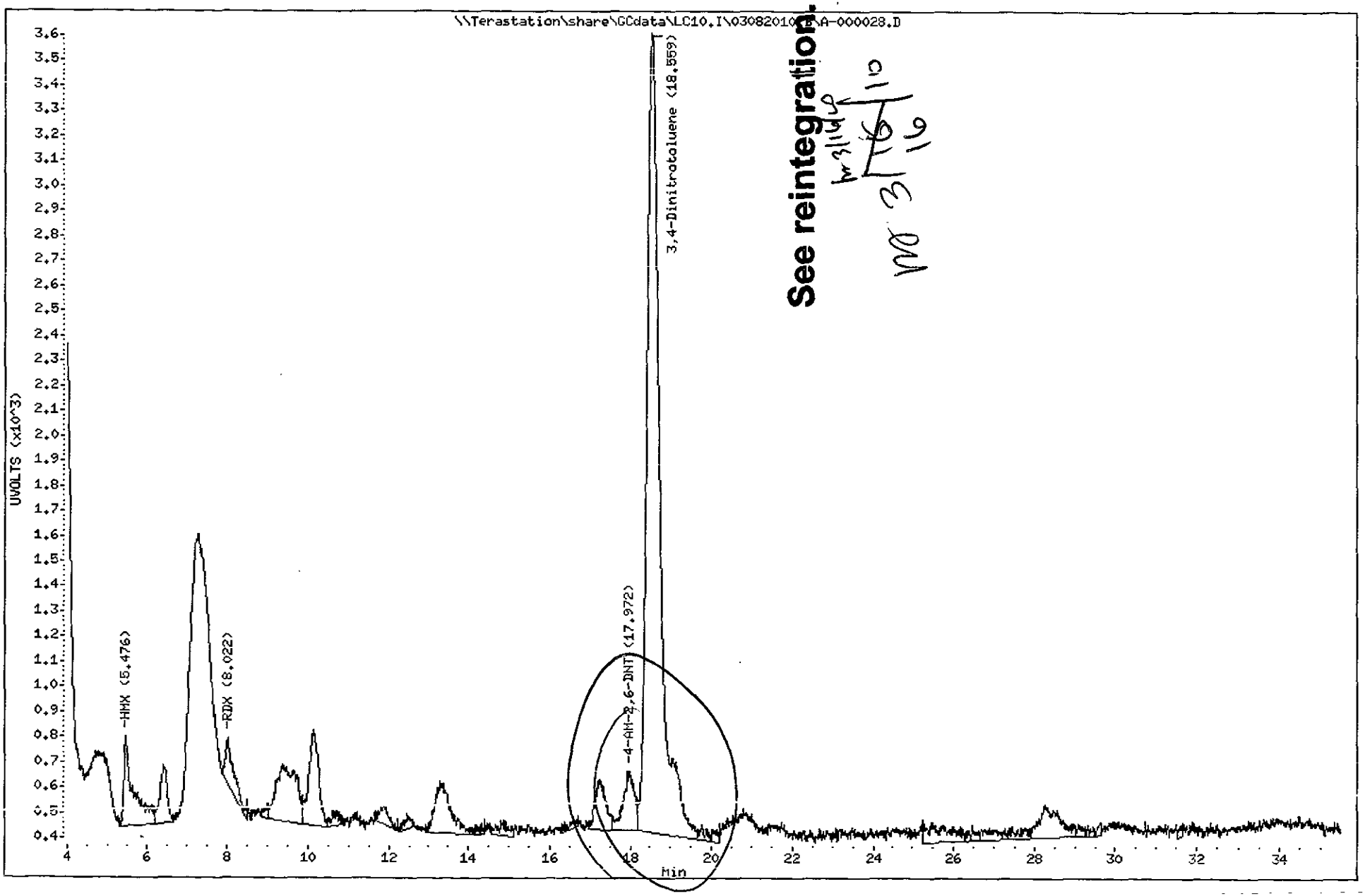

See reintegration.

North Canton

Test America West Sacramento

Method 8330

Data file : \\Terastation\share\GCdata\LC10.I\03082010.B\A-000028.D\A-000028
Lab Smp Id: LV2D21A8 0063129 A
Inj Date : 09-MAR-2010 12:20
Operator : NS Inst ID: LC10.i
Smp Info : LV2D21A8 0063129 A0B240490-3;0
Misc Info : ;;;10.86;80;2;SOLIDBQSM.sub; ;0;1
Comment : SOP SAC-LC-0009
Method : \\Terastation\share\GCdata\LC10.I\03082010.B\8330AB.M\83302.m
Meth Date : 09-Mar-2010 10:41 shafern Quant Type: AREA%
Cal Date : 01-MAR-2010 23:38 Cal File: A-000017.d
Als bottle: 33
Dil Factor: 1.00000
Integrator: Falcon+ Compound Sublist: SOLIDBQSM.sub
Target Version: 4.14
Processing Host: SACP307HPLC

Concentration Formula: Amt * DF * Uf*Vt / Ws * CpndVariable

Name	Value	Description
DF	1.000	Dilution Factor
Uf	1.000	Unit Correction Factor
Vt	80.000	Volume of final extract (mL)(1000 low, 2
Ws	10.860	Weight of sample extracted (g)
Cpnd Variable		Local Compound Variable

RT	AREA	HEIGHT	HT/AREA	% HEIGHT	COMPOUNDS
9.726	2869	185	0.064	1.92	
13.299	9365	260	0.028	2.70	
17.252	4657	234	0.050	2.43	
17.982	4940	296	0.060	3.08	
18.556	126464	6067	0.048	63.30	$ 1 3,4-Dinitrotoluene
20.119	7871	294	0.037	3.06	
20.679	7702	252	0.033	2.62	
21.686	1225	67	0.055	0.69	
23.486	663	69	0.104	0.71	
25.219	3471	73	0.021	0.76	
26.942	421	56	0.133	0.58	
27.436	637	56	0.088	0.58	
28.276	11848	278	0.023	2.89	
30.082	3649	173	0.047	1.80	
30.486	4242	208	0.049	2.16	
30.866	3715	225	0.061	2.34	
31.266	6924	274	0.040	2.85	
31.686	18202	366	0.020	3.81	
32.992	3260	98	0.030	1.02	
34.979	1340	68	0.051	0.70	
	223468	9599		100.000	

Total unknown % height = 36.70

Data File: \\Terastation\share\GCdata\LC10.I\03082010.B\A-000028.D\A-000028.D
Date : 09-MAR-2010 12:20
Client ID:
Sample Info: LV2D21A8 0063129 A0B240490-3;0
Volume Injected (uL): 500.0
Column phase: SYNERGI HYDRORP C18

Instrument: LC10.i
Operator: NS
Column diameter: 4.60

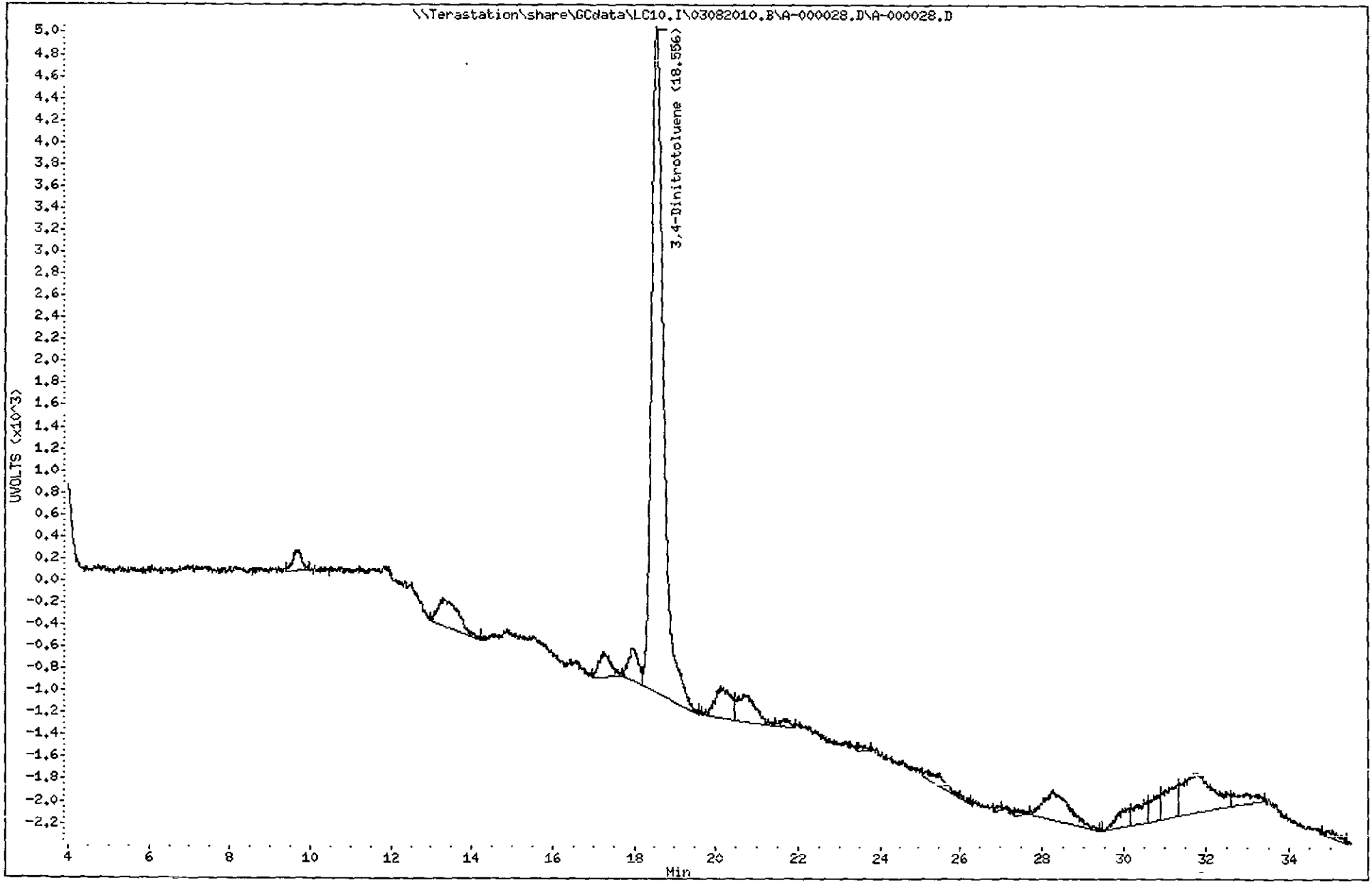

3169
North Canton

TestAmerica West Sacramento

A-000029.D

Chromatography Summary

Injection Date: 3/9/2010 13.09 **Operator:** NS

DataFile: LC10.I\03082010.B\A-000029.D **Vial Num:** 34

Instrument ID: LC10

Method 8330 Target Analyte Results

Sample : **LV2D51AK 0063129 A0B240490-4**

Method File: LC10.I\03082010.B\8330AB.M

Start Cal Date: 3/1/2010 17:59 **End Cal Date:** 3/1/2010 23:38

Dilution Factor	Extract Volume	Sample Volume	Sample Weight
1X	80 mL	0 mL	9.98 g

Matrix: SOIL **SubList:** SOLIDBQSM.sub **SpikeList:**

Samp. Info: LV2D51AK 0063129 A0B240490-4;0

Misc. Info: ;;;9.98,80;2,SOLIDBQSM.sub; ;0,1

	Synergi Hydro-RP C18(250nm-265nm)					Synergi Hydro-RP C18(358nm-205nm)							
Compound Name	**RT**	**Diff**	**Response**	**Conc (ug/Kg)**	**Flag**	**RT**	**Diff**	**Response**	**Conc (ug/Kg)**	**Flag**	**MDL**	**RL**	**Flag**
3,4-Dinitrotoluene	**18.56**	**0.035**	**3176**	**527.9000<**		**18.56**	**0.031**	**6090**	**500.1000**		**0.0000**	**0.00**	
HMX											12.1242	251.00	
RDX											12.0240	251.00	
Picric ACID											100.2004	1004.01	
1,3,5-Trinitrobenzene											10.0200	251.00	
1,3-Dinitrobenzene											4.2084	251.00	
TETRYL											10.0200	251.00	
Nitrobenzene											17.6353	251.00	
2,4,6-Trinitrotoluene											19.4389	251.00	
4-AM-2,6-DNT											10.0200	251.00	
2-AM-4,6-DNT											12.5251	301.20	
2,6-Dinitrotoluene											7.3146	251.00	
2,4-Dinitrotoluene											5.3106	251.00	
2-Nitrotoluene											13.0261	251.00	
4-Nitrotoluene											18.2365	502.01	
3-Nitrotoluene											15.5311	251.00	
Nitroglycerin											15.0301	502.01	
PETN											25.0501	502.01	
3,5-Dinitroaniline											8.8176	1305.22	

mr 3/10/10

Surrogates:	Spiked	Recovered	%Rec	Spiked	Recovered	%Rec	Limits
3,4-Dinitrotoluene	**501.0020**	**527.9000**	**105**	**501.0020**	**500.1000**	**100**	**(81-127)**

Notes:

M = Manually Integrated

D = Operator Disabled Result

O = Over Calibration Range

Signals Differ by More Than 40%

Signals Differ by More Than 50%

Printed: 3/10/2010 10:54 AM

Test America West Sacramento

Method 8330

Data file : \\Terastation\share\GCdata\LC10.I\03082010.B\A-000029.D
Lab Smp Id: LV2D51AK 0063129 A
Inj Date : 09-MAR-2010 13:09
Operator : NS Inst ID: LC10.i
Smp Info : LV2D51AK 0063129 A0B240490-4;0
Misc Info : ;;;9.98;80;2;SOLIDBQSM.sub; ;0;1
Comment : SOP SAC-LC-0009
Method : \\Terastation\share\GCdata\LC10.I\03082010.B\8330AB.m
Meth Date : 09-Mar-2010 10:44 shafern Quant Type: AREA%
Cal Date : 01-MAR-2010 23:38 Cal File: A-000017.d
Als bottle: 34
Dil Factor: 1.00000
Integrator: Falcon+ Compound Sublist: SOLIDBQSM.sub
Target Version: 4.14
Processing Host: SACP307HPLC

Concentration Formula: Amt * DF * Uf*Vt / Ws * CpndVariable

Name	Value	Description
DF	1.000	Dilution Factor
Uf	1.000	Unit Correction Factor
Vt	80.000	Volume of final extract (mL)(1000 low, 2
Ws	9.980	Weight of sample extracted (g)
Cpnd Variable		Local Compound Variable

RT	AREA	HEIGHT	HT/AREA	% HEIGHT	COMPOUNDS
5.490	2332	102	0.044	2.30	
6.307	634	52	0.082	1.17	
8.193	1177	99	0.084	2.23	
9.337	4146	194	0.047	4.38	
10.157	2128	143	0.067	3.22	
11.863	917	59	0.064	1.33	
12.393	356	40	0.112	0.90	
13.243	4209	220	0.052	4.96	
16.000	230	34	0.148	0.76	
17.207	989	81	0.082	1.82	
18.563	64343	3176	0.049	71.78	$ 1 3,4-Dinitrotoluene
20.047	144	37	0.257	0.83	
26.870	170	35	0.206	0.79	
28.247	1552	76	0.049	1.71	
32.570	237	47	0.199	1.06	
33.970	196	34	0.173	0.76	
	83760	4429		100.000	

Total unknown % height = 28.22

Data File: \\Terastation\share\GCdata\LC10.I\03082010.B\A-000029.D
Date : 09-MAR-2010 13:09
Client ID:
Sample Info: LV2D51AK 0063129 A0B240490-4;0
Volume Injected (uL): 500.0
Column phase: SYNERGI HYDRORP C18

Instrument: LC10.i
Operator: NS
Column diameter: 4.60

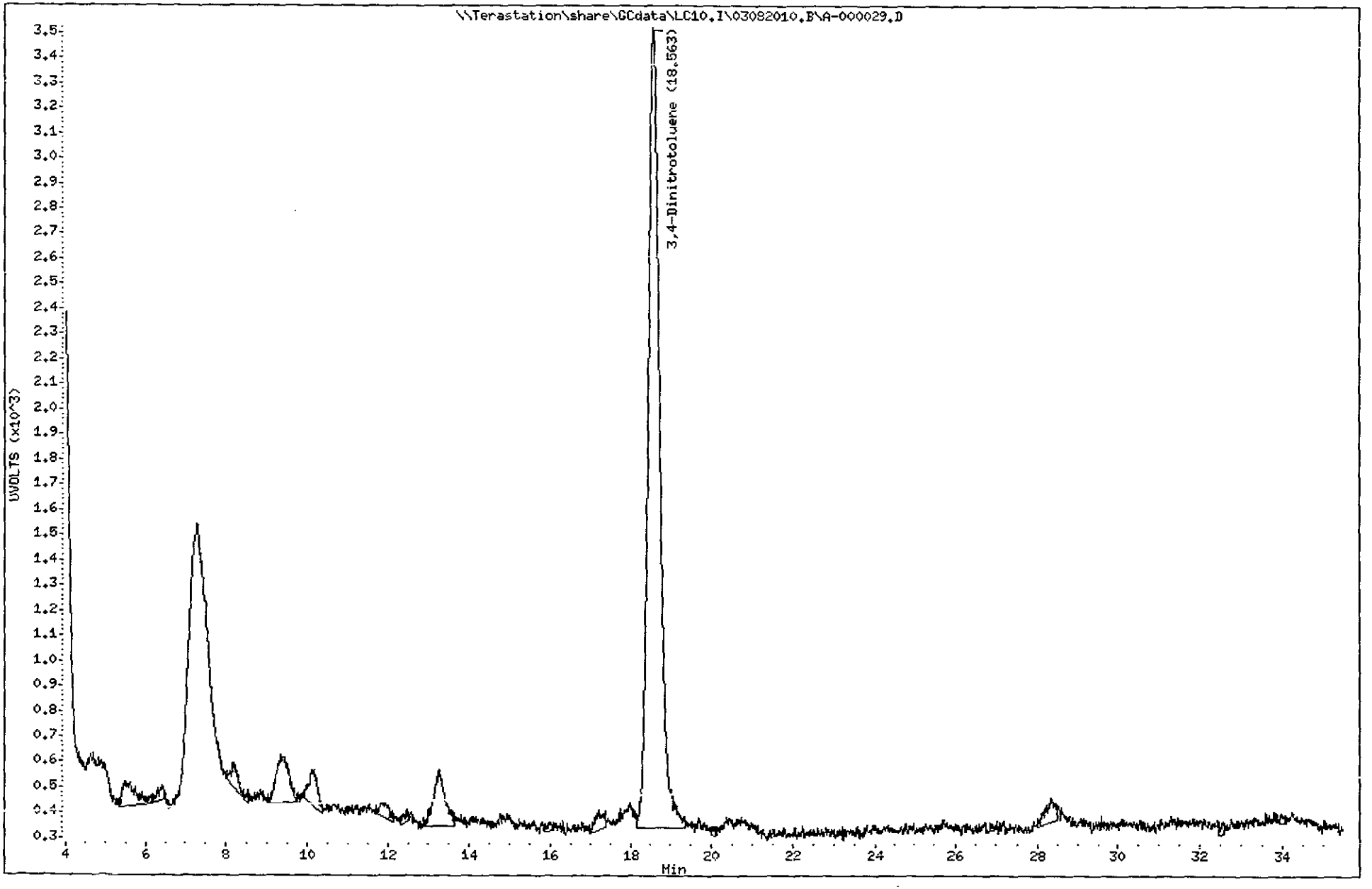

3172
North Canton

Test America West Sacramento

Method 8330

Data file : \\Terastation\share\GCdata\LC10.I\03082010.B\A-000029.D\A-000029
Lab Smp Id: LV2D51AK 0063129 A
Inj Date : 09-MAR-2010 13:09
Operator : NS Inst ID: LC10.i
Smp Info : LV2D51AK 0063129 A0B240490-4;0
Misc Info : ;;;9.98;80;2;SOLIDBQSM.sub; ;0;1
Comment : SOP SAC-LC-0009
Method : \\Terastation\share\GCdata\LC10.I\03082010.B\8330AB.M\83302.m
Meth Date : 09-Mar-2010 10:41 shafern Quant Type: AREA%
Cal Date : 01-MAR-2010 23:38 Cal File: A-000017.d
Als bottle: 34
Dil Factor: 1.00000
Integrator: Falcon+ Compound Sublist: SOLIDBQSM.sub
Target Version: 4.14
Processing Host: SACP307HPLC

Concentration Formula: Amt * DF * Uf*Vt / Ws * CpndVariable

Name	Value	Description
DF	1.000	Dilution Factor
Uf	1.000	Unit Correction Factor
Vt	80.000	Volume of final extract (mL)(1000 low, 2
Ws	9.980	Weight of sample extracted (g)
Cpnd Variable		Local Compound Variable

RT	AREA	HEIGHT	HT/AREA	% HEIGHT	COMPOUNDS
13.243	4616	260	0.056	3.31	
17.763	1459	78	0.053	0.99	
18.563	123835	6090	0.049	77.64	$ 1 3,4-Dinitrotoluene
20.153	2999	153	0.051	1.94	
21.673	851	62	0.073	0.78	
23.470	1115	73	0.065	0.92	
25.450	2495	96	0.038	1.22	
27.857	329	34	0.103	0.43	
28.310	10363	268	0.026	3.41	
29.813	294	46	0.156	0.58	
30.387	237	36	0.152	0.45	
30.653	282	44	0.156	0.56	
31.047	617	78	0.127	0.99	
31.813	13079	314	0.024	3.99	
32.780	300	50	0.167	0.63	
33.386	2858	99	0.035	1.26	
33.997	1670	71	0.043	0.90	
	167399	7852		100.000	

Total unknown % height = 22.36

Data File: \\Terastation\share\GCdata\LC10.I\03082010.B\A-000029.D\A-000029.D
Date : 09-MAR-2010 13:09
Client ID:
Sample Info: LV2D51AK 0063129 A0B240490-4:0
Volume Injected (uL): 500.0
Column phase: SYNERGI HYDRORP C18

Instrument: LC10.i
Operator: NS
Column diameter: 4.60

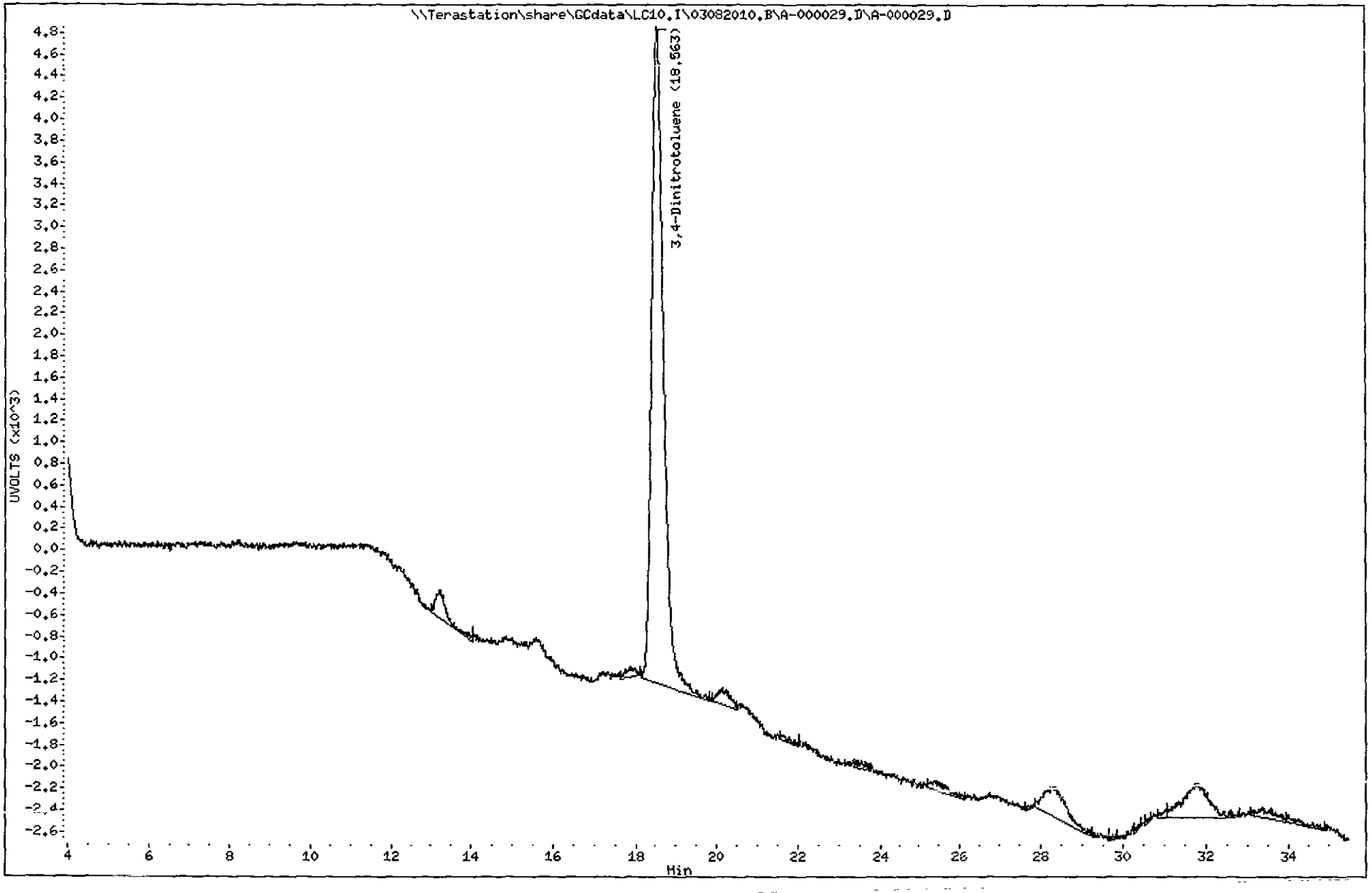

3174
North Canton

TestAmerica West Sacramento

A-000030.D

Chromatography Summary

Injection Date: 3/9/2010 13:57 **Operator:** NS

DataFile: LC10.I\03082010.B\A-000030.D **Vial Num:** 35

Instrument ID: LC10

Method 8330 Target Analyte Results

Sample : **LV2D61A4 0063129 A0B240490-5**

Method File: LC10.I\03082010.B\8330AB.M

Start Cal Date: 3/1/2010 17:59 **End Cal Date:** 3/1/2010 23:38

Dilution Factor	Extract Volume	Sample Volume	Sample Weight
1X	80 mL	0 mL	9.71 g

Matrix: SOIL **SubList:** SOLIDBQSM.sub **SpikeList:**

Samp. Info: LV2D61A4 0063129 A0B240490-5,0

Misc. Info: ;;;9.71;80,2;SOLIDBQSM.sub; ;0;1

	Synergi Hydro-RP C18(250nm-265nm)					Synergi Hydro-RP C18(358nm-205nm)							
Compound Name	RT	Diff	Response	Conc (ug/Kg)	Flag	RT	Diff	Response	Conc (ug/Kg)	Flag	MDL	RL	Flag
3,4-Dinitrotoluene	18.56	0.035	3185	544.2000<		18.56	0.028	6146	518.7000		0.0000	0.00	
HMX											12.4614	265.16	
RDX											12.3584	265.16	
Picric ACID											102.9866	1060.62	
1,3,5-Trinitrobenzene											10.2987	265.16	
1,3-Dinitrobenzene											4.3254	265.16	
TETRYL											10.2987	265.16	
Nitrobenzene											18.1256	265.16	
2,4,6-Trinitrotoluene											19.9794	265.16	
4-AM-2,6-DNT											10.2987	265.16	
2-AM-4,6-DNT											12.8733	318.19	
2,6-Dinitrotoluene											7.5180	265.16	
2,4-Dinitrotoluene											5.4583	265.16	
2-Nitrotoluene											13.3883	265.16	
4-Nitrotoluene											18.7436	530.31	
3-Nitrotoluene											15.9629	265.16	
Nitroglycerin											15.4480	530.31	
PETN											25.7467	530.31	
3,5-Dinitroaniline											9.0628	1378.81	

M 3/10/10

Surrogates:	Spiked	Recovered	%Rec	Spiked	Recovered	%Rec	Limits
3,4-Dinitrotoluene	514.9331	544.2000	106	514.9331	518.7000	101	(81-127)

Notes:
M = Manually Integrated
D = Operator Disabled Result
O = Over Calibration Range

Signals Differ by More Than 40%
Signals Differ by More Than 50%

Printed: 3/10/2010 10:54 AM

Test America West Sacramento

Method 8330

Data file : \\Terastation\share\GCdata\LC10.I\03082010.B\A-000030.D
Lab Smp Id: LV2D61A4 0063129 A
Inj Date : 09-MAR-2010 13:57
Operator : NS Inst ID: LC10.i
Smp Info : LV2D61A4 0063129 A0B240490-5;0
Misc Info : ;;;9.71;80;2;SOLIDBQSM.sub; ;0;1
Comment : SOP SAC-LC-0009
Method : \\Terastation\share\GCdata\LC10.I\03082010.B\8330AB.m
Meth Date : 09-Mar-2010 10:44 shafern Quant Type: AREA%
Cal Date : 01-MAR-2010 23:38 Cal File: A-000017.d
Als bottle: 35
Dil Factor: 1.00000
Integrator: Falcon+ Compound Sublist: SOLIDBQSM.sub
Target Version: 4.14
Processing Host: SACP307HPLC

Concentration Formula: Amt * DF * Uf*Vt / Ws * CpndVariable

Name	Value	Description
DF	1.000	Dilution Factor
Uf	1.000	Unit Correction Factor
Vt	80.000	Volume of final extract (mL)(1000 low, 2
Ws	9.710	Weight of sample extracted (g)
Cpnd Variable		Local Compound Variable

RT	AREA	HEIGHT	HT/AREA	% HEIGHT	COMPOUNDS
5.397	199	51	0.256	1.05	
5.603	2536	120	0.047	2.48	
9.410	6535	205	0.031	4.25	
10.140	10815	563	0.052	11.67	
11.807	906	50	0.055	1.03	
15.843	485	53	0.109	1.09	
16.083	1444	87	0.060	1.80	
17.113	125	30	0.240	0.62	
18.563	63876	3185	0.050	66.14	$ 1 3,4-Dinitrotoluene
20.003	533	43	0.081	0.89	
20.327	454	53	0.117	1.09	
23.153	1077	60	0.056	1.24	
24.483	273	31	0.114	0.64	
24.660	2001	90	0.045	1.86	
28.190	518	60	0.116	1.24	
29.370	766	48	0.063	0.99	
30.580	855	46	0.054	0.95	
31.733	592	47	0.079	0.97	
	93990	4822		100.000	

Total unknown % height = 33.86

Data File: \\Terastation\share\GCdata\LC10.I\03082010.B\A-000030.D
Date : 09-MAR-2010 13:57
Client ID:
Sample Info: LV2D61A4 0063129 A0B240490-5;0
Volume Injected (uL): 500.0
Column phase: SYNERGI HYDRORP C18

Instrument: LC10.i
Operator: NS
Column diameter: 4.60

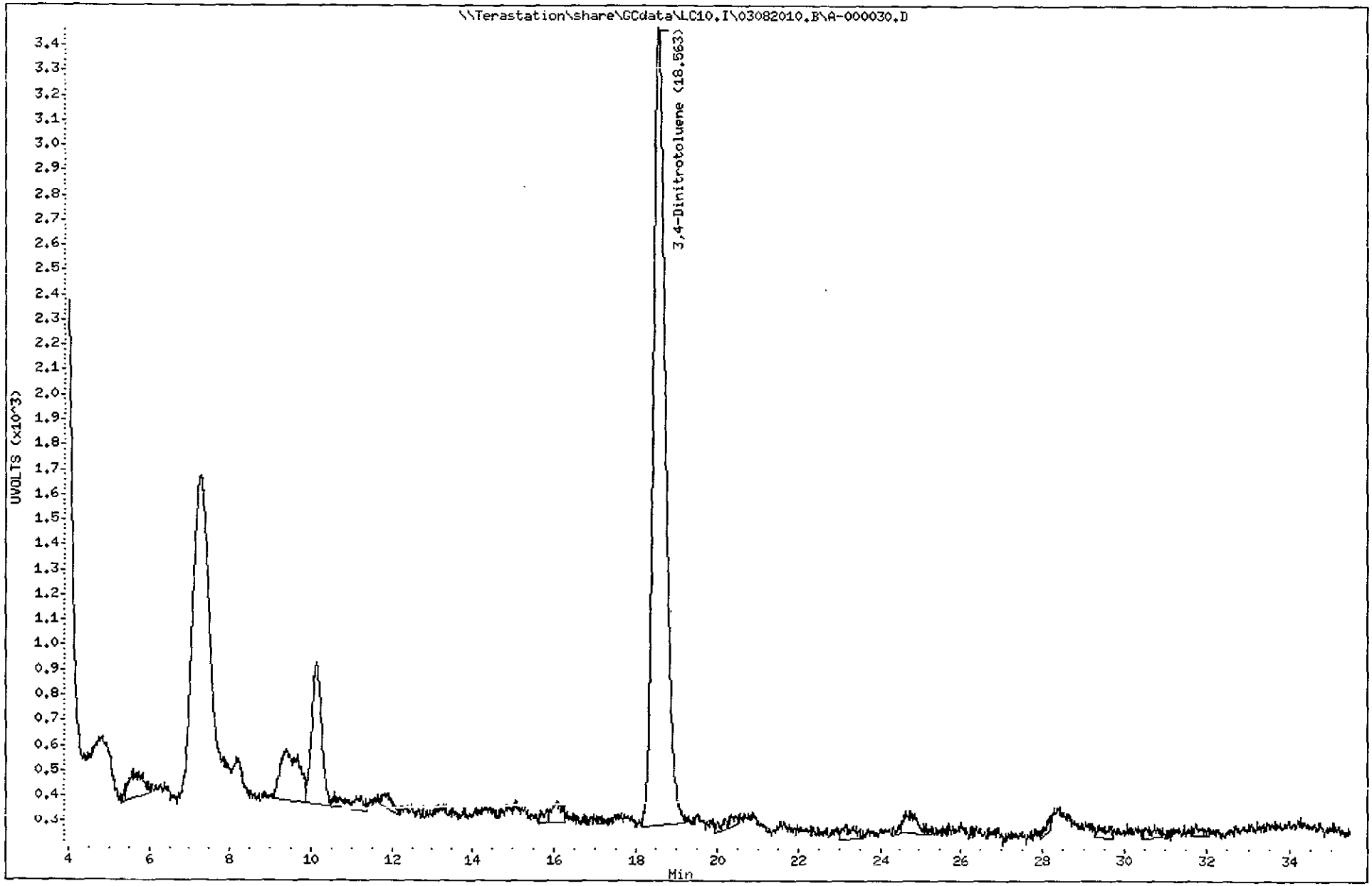

3177
North Canton

Test America West Sacramento

Method 8330

Data file : \\Terastation\share\GCdata\LC10.I\03082010.B\A-000030.D\A-000030
Lab Smp Id: LV2D61A4 0063129 A
Inj Date : 09-MAR-2010 13:57
Operator : NS Inst ID: LC10.i
Smp Info : LV2D61A4 0063129 A0B240490-5;0
Misc Info : ;;;9.71;80;2;SOLIDBQSM.sub; ;0;1
Comment : SOP SAC-LC-0009
Method : \\Terastation\share\GCdata\LC10.I\03082010.B\8330AB.M\83302.m
Meth Date : 09-Mar-2010 10:41 shafern Quant Type: AREA%
Cal Date : 01-MAR-2010 23:38 Cal File: A-000017.d
Als bottle: 35
Dil Factor: 1.00000
Integrator: Falcon+ Compound Sublist: SOLIDBQSM.sub
Target Version: 4.14
Processing Host: SACP307HPLC

Concentration Formula: Amt * DF * Uf*Vt / Ws * CpndVariable

Name	Value	Description
DF	1.000	Dilution Factor
Uf	1.000	Unit Correction Factor
Vt	80.000	Volume of final extract (mL)(1000 low, 2
Ws	9.710	Weight of sample extracted (g)
Cpnd Variable		Local Compound Variable

RT	AREA	HEIGHT	HT/AREA	% HEIGHT	COMPOUNDS
9.637	3010	180	0.060	2.16	
11.687	17306	320	0.018	3.85	
18.560	123617	6146	0.050	74.16	$ 1 3,4-Dinitrotoluene
19.557	1631	108	0.066	1.30	
20.233	7819	256	0.033	3.08	
21.543	8623	94	0.011	1.13	
24.663	1668	73	0.044	0.88	
26.453	351	44	0.125	0.53	
26.820	777	61	0.079	0.73	
27.923	262	39	0.149	0.47	
28.407	8101	219	0.027	2.64	
29.750	366	55	0.150	0.66	
30.317	934	61	0.065	0.73	
31.270	1048	112	0.107	1.35	
31.770	11565	296	0.026	3.56	
32.850	847	76	0.090	0.91	
33.070	2045	91	0.045	1.09	
34.680	1157	64	0.055	0.77	
	191126	8295		100.000	

Total unknown % height = 25.84

Data File: \\Terastation\share\GCdata\LC10.I\03082010.B\A-000030.D\A-000030.D
Date : 09-MAR-2010 13:57
Client ID:
Sample Info: LV2D61A4 0063129 A0B240490-5:0
Volume Injected (uL): 500.0
Column phase: SYNERGI HYDRORP C18

Instrument: LC10.i
Operator: NS
Column diameter: 4.60

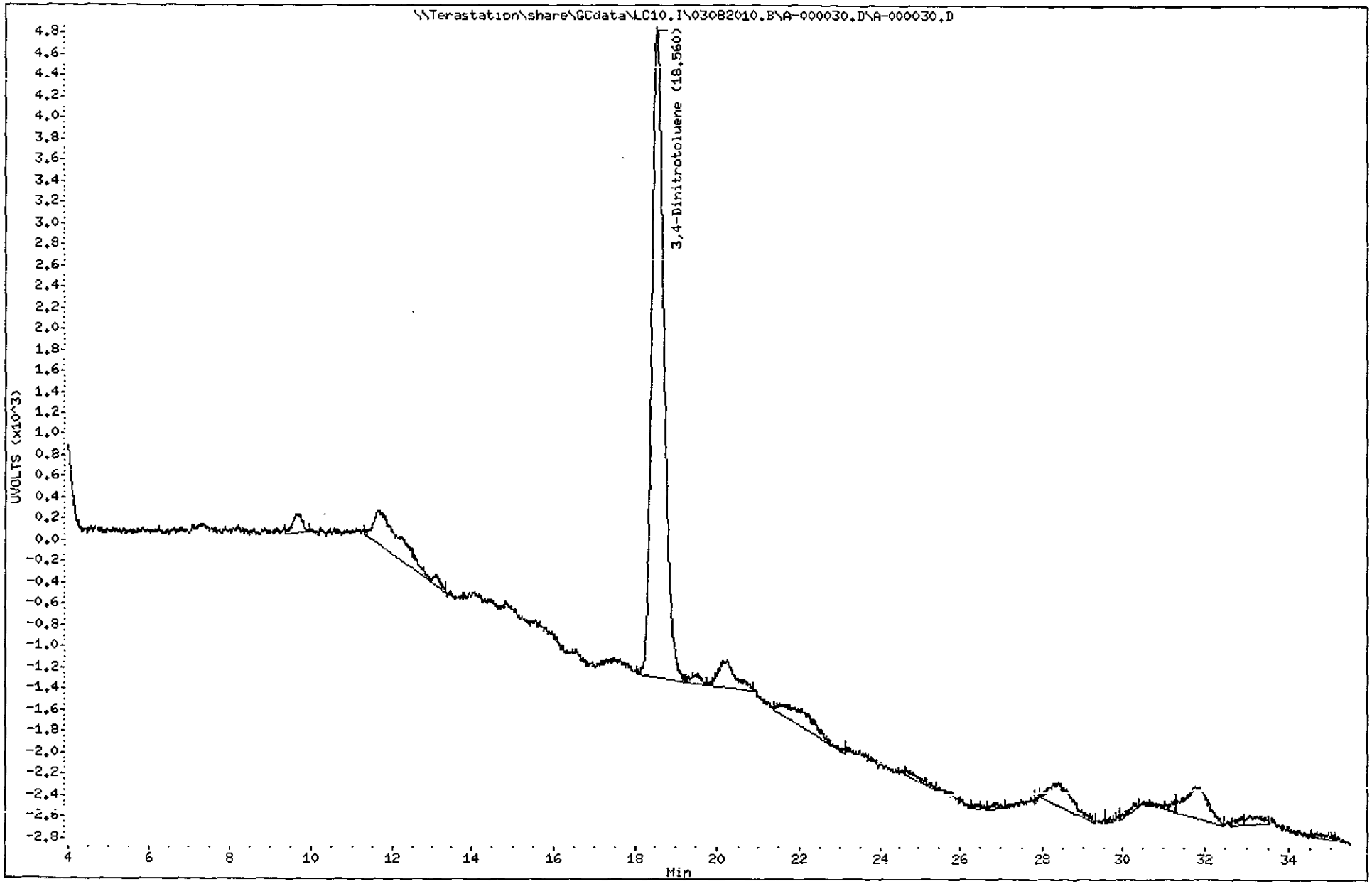

3179
North Canton

TestAmerica West Sacramento

A-000031.D

Chromatography Summary

Injection Date: 3/9/2010 14:46 **Operator:** NS

DataFile: LC10.I\03082010.B\A-000031.D **Vial Num:** 36

Instrument ID: LC10

Method 8330 Target Analyte Results

Sample : **LV2D71A4 0063129 A0B240490-6**

Method File: LC10.I\03082010.B\8330AB.M

Start Cal Date: 3/1/2010 17:59 **End Cal Date:** 3/1/2010 23:38

Dilution Factor	Extract Volume	Sample Volume	Sample Weight
1X	80 mL	0 mL	10.69 g

Matrix: SOIL **SubList:** SOLIDBQSM sub **SpikeList:**

Samp. Info: LV2D71A4 0063129 A0B240490-6;0

Misc. Info: ;;,10.69;80,2;SOLIDBQSM.sub; ;0;1

	Synergi Hydro-RP C18(250nm-265nm)					Synergi Hydro-RP C18(358nm-205nm)							
Compound Name	**RT**	**Diff**	**Response**	**Conc (ug/Kg)**	**Flag**	**RT**	**Diff**	**Response**	**Conc (ug/Kg)**	**Flag**	**MDL**	**RL**	**Flag**
3,4-Dinitrotoluene	**18.55**	**0.023**	**3255**	**505.1000<**		**18.55**	**0.020**	**6225**	**477.2000**		**0.0000**	**0.00**	
HMX											11.3190	218.77	
RDX											11.2254	218.77	
Picric ACID											93.5454	875.07	
1,3,5-Trinitrobenzene											9.3545	218.77	
1,3-Dinitrobenzene											3.9289	218.77	
TETRYL											9.3545	218.77	
Nitrobenzene											16.4640	218.77	
2,4,6-Trinitrotoluene											18.1478	218.77	
4-AM-2,6-DNT											9.3545	218.77	
2-AM-4,6-DNT											11.6932	262.52	
2,6-Dinitrotoluene											6.8288	218.77	
2,4-Dinitrotoluene											4.9579	218.77	
2-Nitrotoluene											12.1609	218.77	
4-Nitrotoluene											17.0253	437.54	
3-Nitrotoluene											14.4995	218.77	
Nitroglycerin											14.0318	437.54	
PETN											23.3863	437.54	
3,5-Dinitroaniline											8.2320	1137.60	

MR 3/10/10

✓

Surrogates:	Spiked	Recovered	%Rec	Spiked	Recovered	%Rec	Limits
3,4-Dinitrotoluene	**467.7268**	**505.1000**	**108**	**467.7268**	**477.2000**	**102**	**(81-127)**

Notes:
M = Manually Integrated
D = Operator Disabled Result
O = Over Calibration Range

Signals Differ by More Than 40%
Signals Differ by More Than 50%

Printed: 3/10/2010 10:55 AM

Test America West Sacramento

Method 8330

Data file : \\Terastation\share\GCdata\LC10.I\03082010.B\A-000031.D
Lab Smp Id: LV2D71A4 0063129 A
Inj Date : 09-MAR-2010 14:46
Operator : NS Inst ID: LC10.i
Smp Info : LV2D71A4 0063129 A0B240490-6;0
Misc Info : ;;;10.69;80;2;SOLIDBQSM.sub; ;0;1
Comment : SOP SAC-LC-0009
Method : \\Terastation\share\GCdata\LC10.I\03082010.B\8330AB.m
Meth Date : 09-Mar-2010 10:44 shafern Quant Type: AREA%
Cal Date : 01-MAR-2010 23:38 Cal File: A-000017.d
Als bottle: 36
Dil Factor: 1.00000
Integrator: Falcon+ Compound Sublist: SOLIDBQSM.sub
Target Version: 4.14
Processing Host: SACP307HPLC

Concentration Formula: Amt * DF * Uf*Vt / Ws * CpndVariable

Name	Value	Description
DF	1.000	Dilution Factor
Uf	1.000	Unit Correction Factor
Vt	80.000	Volume of final extract (mL)(1000 low, 2
Ws	10.690	Weight of sample extracted (g)
Cpnd Variable		Local Compound Variable

RT	AREA	HEIGHT	HT/AREA	% HEIGHT	COMPOUNDS
5.562	1071	68	0.063	1.54	
6.442	4311	343	0.080	7.80	
8.185	1281	96	0.075	2.18	
9.345	4260	186	0.044	4.23	
10.119	3503	168	0.048	3.82	
11.109	1032	56	0.054	1.27	
13.145	946	62	0.066	1.41	
15.142	365	48	0.131	1.09	
18.552	66402	3255	0.049	74.17	$ 1 3,4-Dinitrotoluene
19.695	9671	49	0.005	1.11	
25.152	2590	61	0.024	1.38	
	95433	4392		100.000	

Total unknown % height = 25.83

Data File: \\Terastation\share\GCdata\LC10.I\03082010.B\A-000031.D
Date : 09-MAR-2010 14:46
Client ID:
Sample Info: LV2D71A4 0063129 A0B240490-6;0
Volume Injected (uL): 500.0
Column phase: SYNERGI HYDRORP C18

Instrument: LC10.i
Operator: NS
Column diameter: 4.60

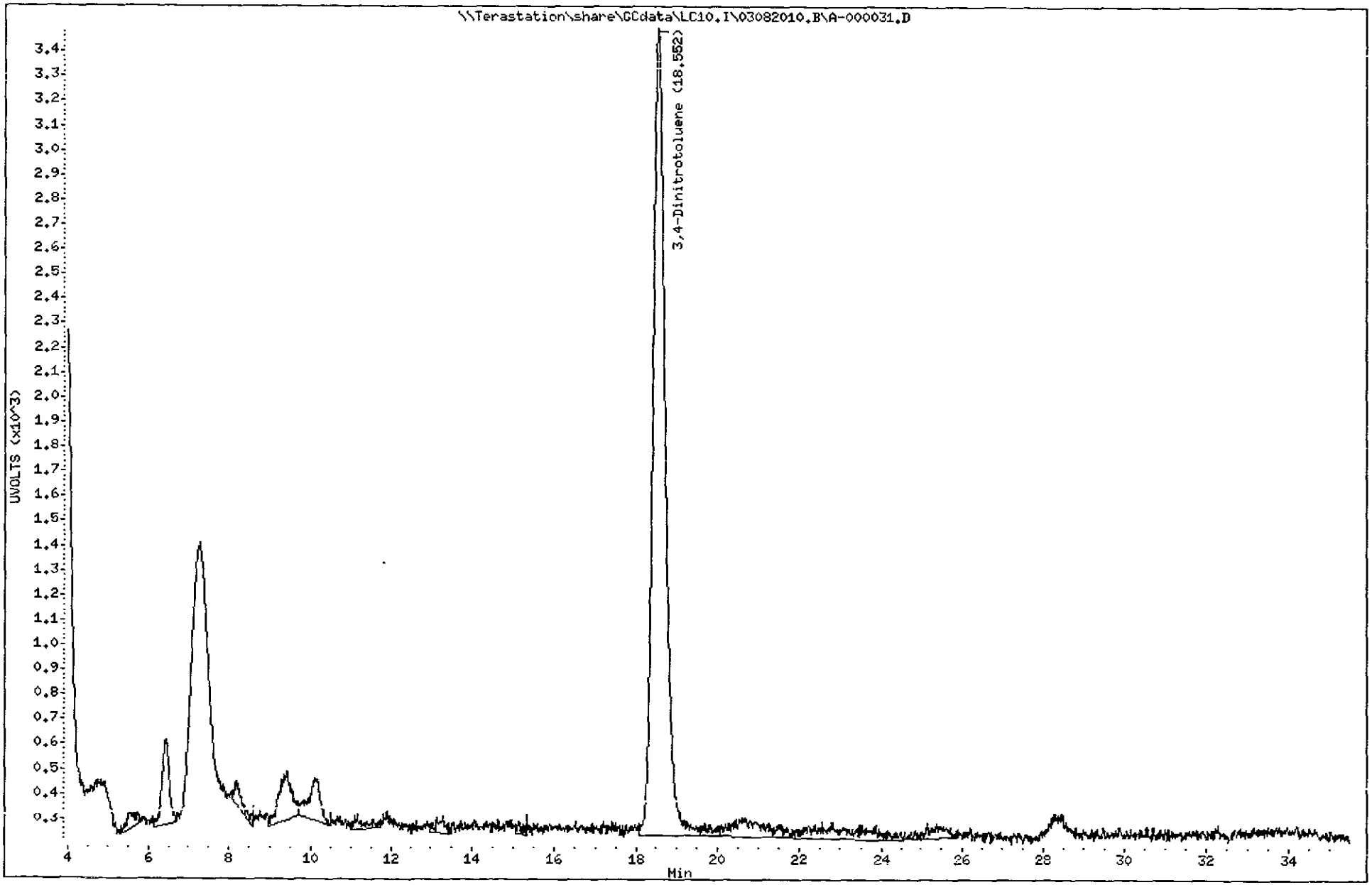

3182
North Canton

Test America West Sacramento

Method 8330

Data file : \\Terastation\share\GCdata\LC10.I\03082010.B\A-000031.D\A-000031
Lab Smp Id: LV2D71A4 0063129 A
Inj Date : 09-MAR-2010 14:46
Operator : NS Inst ID: LC10.i
Smp Info : LV2D71A4 0063129 A0B240490-6;0
Misc Info : ;;;10.69;80;2;SOLIDBQSM.sub; ;0;1
Comment : SOP SAC-LC-0009
Method : \\Terastation\share\GCdata\LC10.I\03082010.B\8330AB.M\83302.m
Meth Date : 09-Mar-2010 10:41 shafern Quant Type: AREA%
Cal Date : 01-MAR-2010 23:38 Cal File: A-000017.d
Als bottle: 36
Dil Factor: 1.00000
Integrator: Falcon+ Compound Sublist: SOLIDBQSM.sub
Target Version: 4.14
Processing Host: SACP307HPLC

Concentration Formula: Amt * DF * Uf*Vt / Ws * CpndVariable

Name	Value	Description
DF	1.000	Dilution Factor
Uf	1.000	Unit Correction Factor
Vt	80.000	Volume of final extract (mL)(1000 low, 2
Ws	10.690	Weight of sample extracted (g)
Cpnd Variable		Local Compound Variable

RT	AREA	HEIGHT	HT/AREA	% HEIGHT	COMPOUNDS
18.552	126159	6225	0.049	86.38	$ 1 3,4-Dinitrotoluene
20.112	2597	133	0.051	1.84	
21.305	164	37	0.226	0.51	
21.592	1206	67	0.056	0.92	
26.569	837	51	0.061	0.70	
28.295	10098	231	0.023	3.20	
29.865	526	75	0.143	1.04	
30.702	2972	87	0.029	1.20	
30.985	531	34	0.064	0.47	
31.285	340	56	0.165	0.77	
31.679	2827	105	0.037	1.45	
33.059	1450	57	0.039	0.79	
34.779	707	53	0.075	0.73	
	150415	7211		100.000	

Total unknown % height = 13.62

Data File: \\Terastation\share\GCdata\LC10.I\03082010.B\A-000031.D\A-000031.D
Date : 09-MAR-2010 14:46
Client ID:
Sample Info: LV2D71A4 0063129 A0B240490-6;0
Volume Injected (uL): 500.0
Column phase: SYNERGI HYDRORP C18

Instrument: LC10.i
Operator: NS
Column diameter: 4.60

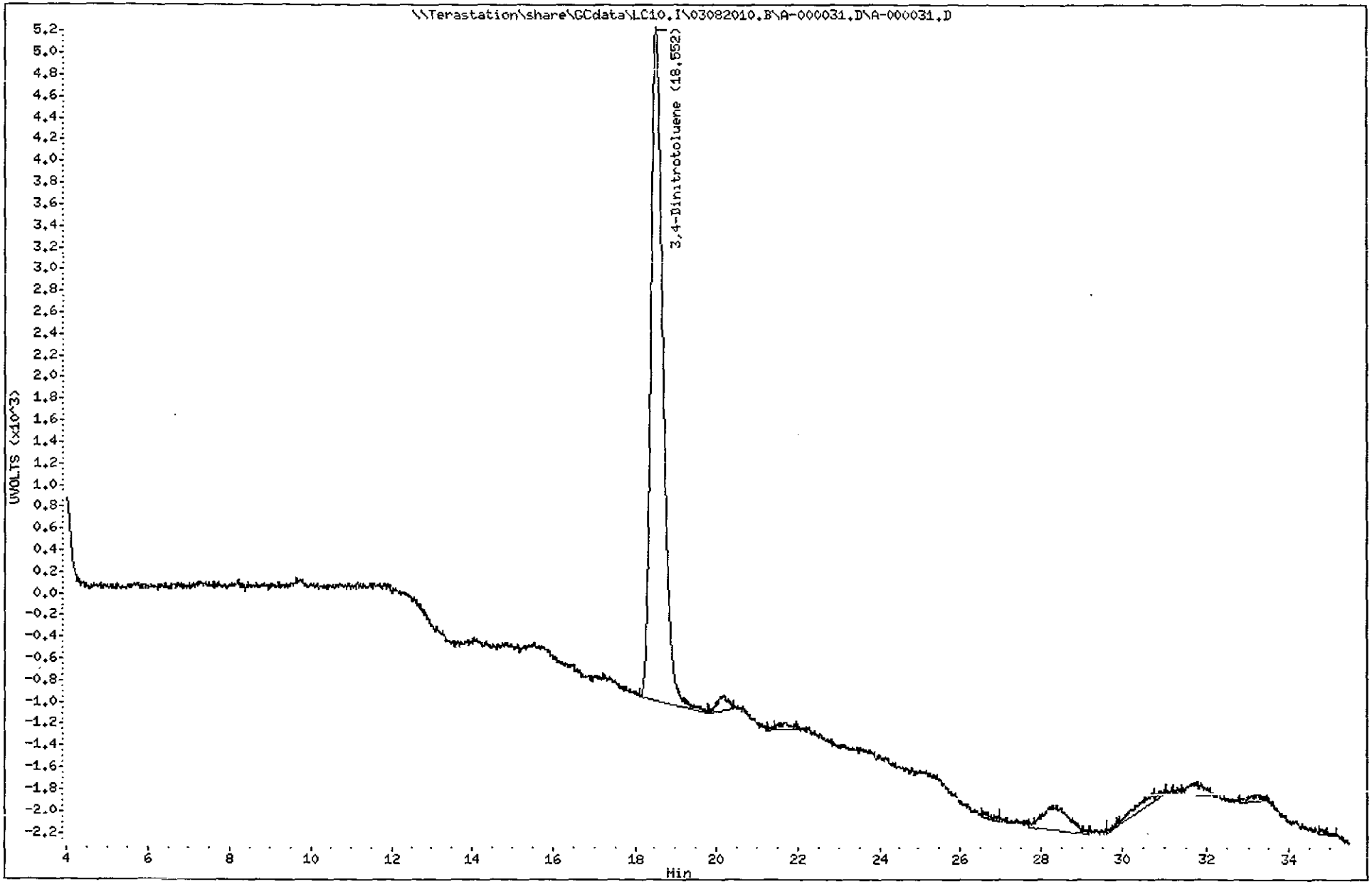

3184
North Canton

TestAmerica West Sacramento

A-000032.D

Chromatography Summary

Injection Date: 3/9/2010 15:35 **Operator:** NS

DataFile: LC10.I\03082010.B\A-000032.D **Vial Num:** 37

Instrument ID: LC10

Method 8330 Target Analyte Results

Sample : **LV2D81A4 0063129 A0B240490-7**

Method File: LC10.I\03082010.B\8330AB.M

Start Cal Date: 3/1/2010 17:59 **End Cal Date:** 3/1/2010 23:38

Dilution Factor	Extract Volume	Sample Volume	Sample Weight
1X	80 mL	0 mL	9.91 g

Matrix: SOIL **SubList:** SOLIDBQSM.sub **SpikeList:**

Samp. Info: LV2D81A4 0063129 A0B240490-7;0

Misc. Info: ;;;9.91;80;2;SOLIDBQSM.sub; ;0;1

	Synergi Hydro-RP C18(250nm-265nm)					Synergi Hydro-RP C18(358nm-205nm)							
Compound Name	RT	Diff	Response	Conc (ug/Kg)	Flag	RT	Diff	Response	Conc (ug/Kg)	Flag	MDL	RL	Flag
3,4-Dinitrotoluene	18.58	0.054	3209	537.2000<		18.58	0.050	6176	510.7000		0.0000	0.00	
HMX											12.2099	254.56	
RDX											12.1090	254.56	
Picric ACID											100.9082	1018.25	
1,3,5-Trinitrobenzene											10.0908	254.56	
1,3-Dinitrobenzene											4.2381	254.56	
TETRYL											10.0908	254.56	
Nitrobenzene											17.7598	254.56	
2,4,6-Trinitrotoluene											19.5762	254.56	
4-AM-2,6-DNT											10.0908	254.56	
2-AM-4,6-DNT											12.6135	305.47	
2,6-Dinitrotoluene											7.3663	254.56	
2,4-Dinitrotoluene											5.3481	254.56	
2-Nitrotoluene											13.1181	254.56	
4-Nitrotoluene											18.3653	509.12	
3-Nitrotoluene											15.6408	254.56	
Nitroglycerin											15.1362	509.12	
PETN											25.2270	509.12	
3,5-Dinitroaniline											8.8799	1323.72	

3/8/10 3/10/10 m 3/10/10

Surrogates:	Spiked	Recovered	%Rec	Spiked	Recovered	%Rec	Limits
3,4-Dinitrotoluene	504.5409	537.2000	106	504.5409	510.7000	101	(81-127)

Notes:
M = Manually Integrated
D = Operator Disabled Result
O = Over Calibration Range

Signals Differ by More Than 40%
Signals Differ by More Than 50%

Printed: 3/10/2010 10:55 AM

Test America West Sacramento

Method 8330

Data file : \\Terastation\share\GCdata\LC10.I\03082010.B\A-000032.D
Lab Smp Id: LV2D81A4 0063129 A
Inj Date : 09-MAR-2010 15:35
Operator : NS Inst ID: LC10.i
Smp Info : LV2D81A4 0063129 A0B240490-7;0
Misc Info : ;;;9.91;80;2;SOLIDBQSM.sub; ;0;1
Comment : SOP SAC-LC-0009
Method : \\Terastation\share\GCdata\LC10.I\03082010.B\8330AB.m
Meth Date : 09-Mar-2010 10:44 shafern Quant Type: AREA%
Cal Date : 01-MAR-2010 23:38 Cal File: A-000017.d
Als bottle: 37
Dil Factor: 1.00000
Integrator: Falcon+ Compound Sublist: SOLIDBQSM.sub
Target Version: 4.14
Processing Host: SACP307HPLC

Concentration Formula: Amt * DF * Uf*Vt / Ws * CpndVariable

Name	Value	Description
DF	1.000	Dilution Factor
Uf	1.000	Unit Correction Factor
Vt	80.000	Volume of final extract (mL)(1000 low, 2
Ws	9.910	Weight of sample extracted (g)
Cpnd Variable		Local Compound Variable

RT	AREA	HEIGHT	HT/AREA	% HEIGHT	COMPOUNDS
5.612	4152	154	0.037	3.39	
6.449	4323	290	0.067	6.38	
8.169	1353	87	0.064	1.91	
9.392	5133	176	0.034	3.87	
10.159	5174	317	0.061	6.98	
11.622	167	34	0.204	0.74	
14.492	2034	106	0.052	2.33	
18.582	71481	3209	0.045	70.72	$ 1 3,4-Dinitrotoluene
24.692	1658	72	0.043	1.58	
28.196	346	53	0.153	1.16	
33.649	442	43	0.097	0.94	
	96263	4541		100.000	

Total unknown % height = 29.28

Data File: \\Terastation\share\GCdata\LC10.I\03082010.B\A-000032.D
Date : 09-MAR-2010 15:35
Client ID:
Sample Info: LV2D81A4 0063129 A0B240490-7;0
Volume Injected (uL): 500.0
Column phase: SYNERGI HYDRORP C18

Instrument: LC10.i
Operator: NS
Column diameter: 4.60

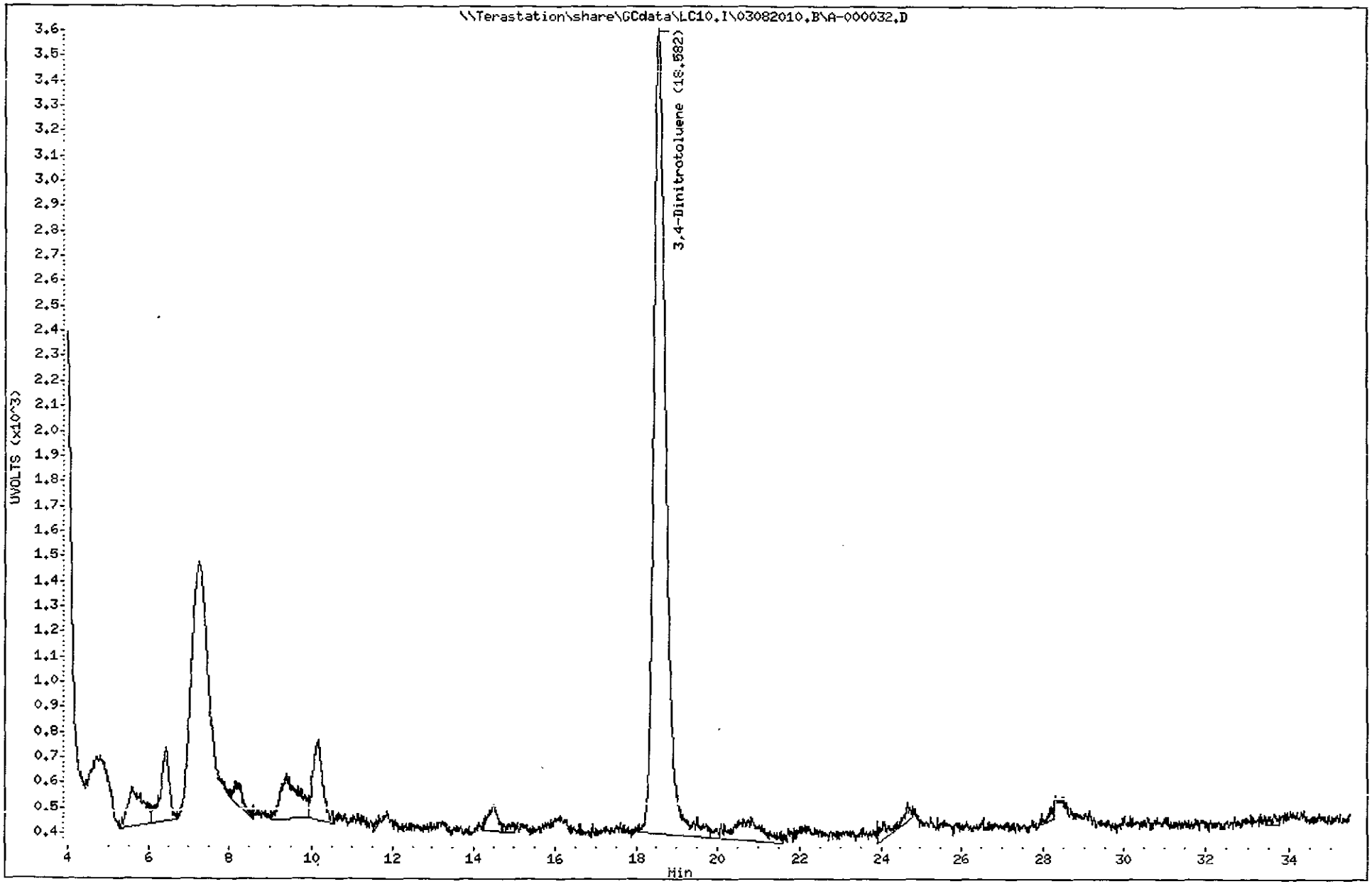

3187
North Canton

Test America West Sacramento

Method 8330

Data file : \\Terastation\share\GCdata\LC10.I\03082010.B\A-000032.D\A-000032
Lab Smp Id: LV2D81A4 0063129 A
Inj Date : 09-MAR-2010 15:35
Operator : NS Inst ID: LC10.i
Smp Info : LV2D81A4 0063129 A0B240490-7;0
Misc Info : ;;;9.91;80;2;SOLIDBQSM.sub; ;0;1
Comment : SOP SAC-LC-0009
Method : \\Terastation\share\GCdata\LC10.I\03082010.B\8330AB.M\83302.m
Meth Date : 09-Mar-2010 10:41 shafern Quant Type: AREA%
Cal Date : 01-MAR-2010 23:38 Cal File: A-000017.d
Als bottle: 37
Dil Factor: 1.00000
Integrator: Falcon+ Compound Sublist: SOLIDBQSM.sub
Target Version: 4.14
Processing Host: SACP307HPLC

Concentration Formula: Amt * DF * Uf*Vt / Ws * CpndVariable

Name	Value	Description
DF	1.000	Dilution Factor
Uf	1.000	Unit Correction Factor
Vt	80.000	Volume of final extract (mL)(1000 low, 2
Ws	9.910	Weight of sample extracted (g)
Cpnd Variable		Local Compound Variable

RT	AREA	HEIGHT	HT/AREA	% HEIGHT	COMPOUNDS
18.582	127683	6176	0.048	77.94	$ 1 3,4-Dinitrotoluene
20.172	13993	321	0.023	4.04	
24.666	347	47	0.135	0.59	
25.149	1476	59	0.040	0.74	
26.519	652	66	0.101	0.83	
27.742	166	32	0.192	0.40	
28.289	10935	228	0.021	2.87	
29.712	220	41	0.186	0.51	
30.279	1930	129	0.067	1.62	
30.829	5183	183	0.035	2.30	
31.126	2097	205	0.098	2.58	
31.826	15943	269	0.017	3.39	
32.859	806	87	0.108	1.09	
33.099	2054	88	0.043	1.10	
	183486	7931		100.000	

Total unknown % height = 22.06

Data File: \\Terastation\share\GCdata\LC10.I\03082010.B\A-000032.D\A-000032.D
Date : 09-MAR-2010 15:35
Client ID:
Sample Info: LV2D81A4 0063129 A0B240490-7;0
Volume Injected (uL): 500.0
Column phase: SYNERGI HYDRORP C18

Instrument: LC10.i
Operator: NS
Column diameter: 4.60

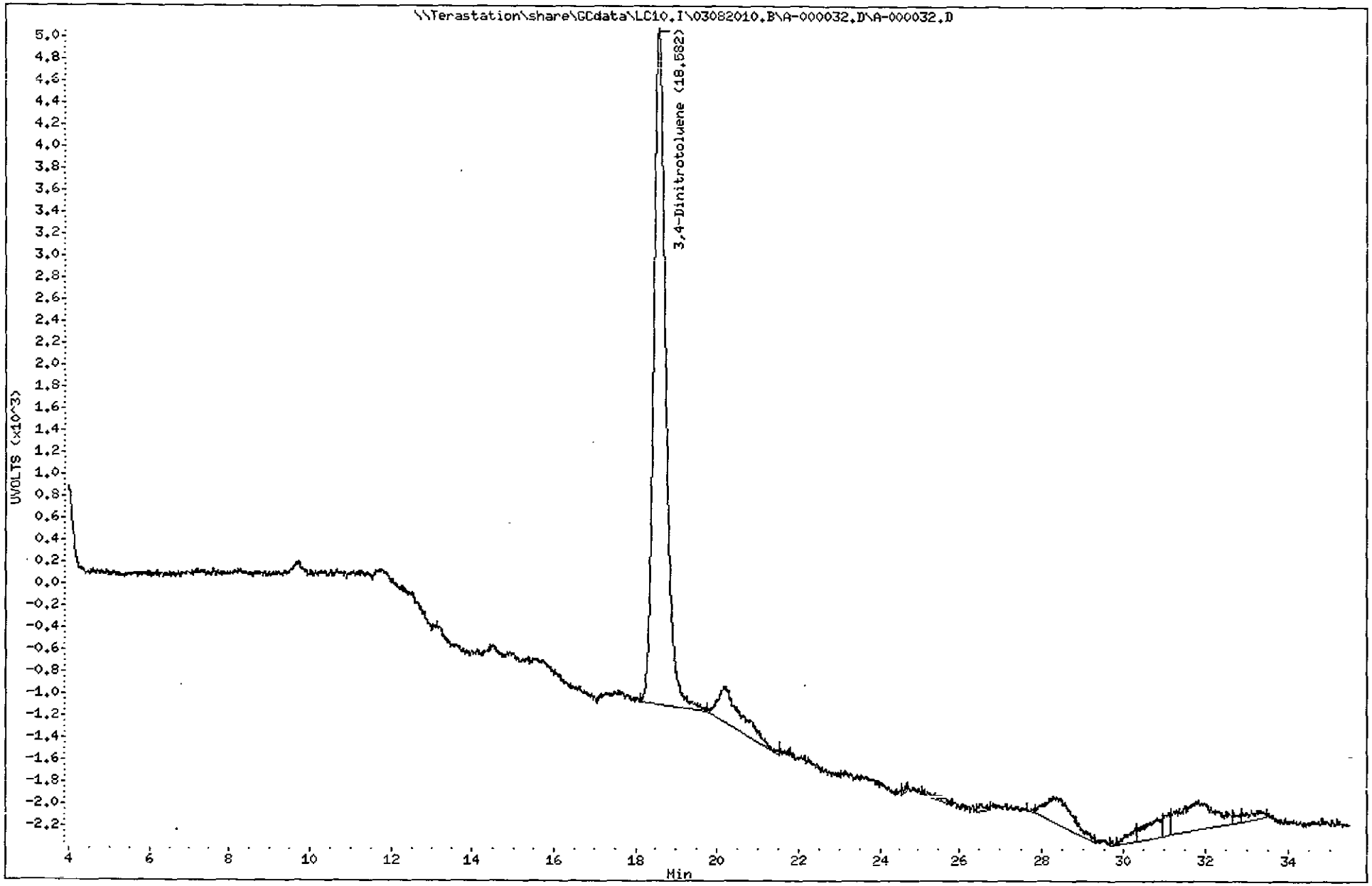

3189
North Canton

TestAmerica West Sacramento

A-000034.D

Chromatography Summary

Injection Date: 3/9/2010 17 12 **Operator:** NS

DataFile: LC10.I\03082010.B\A-000034.D **Vial Num:** 38

Instrument ID: LC10

Method 8330 Target Analyte Results

Sample : **LV2D91A4 0063129 A0B240490-8**

Method File: LC10.I\03082010.B\8330AB.M

Start Cal Date: 3/1/2010 17:59 **End Cal Date:** 3/1/2010 23.38

Dilution Factor	Extract Volume	Sample Volume	Sample Weight
1X	80 mL	0 mL	9.87 g

Matrix: SOIL **SubList:** SOLIDBQSM.sub **SpikeList:**

Samp. Info: LV2D91A4 0063129 A0B240490-8;0

Misc. Info: ;,;9.87;80;2;SOLIDBQSM.sub, ;0;1

	Synergi Hydro-RP C18(250nm-265nm)					Synergi Hydro-RP C18(358nm-205nm)							
Compound Name	RT	Diff	Response	Conc (ug/Kg)	Flag	RT	Diff	Response	Conc (ug/Kg)	Flag	MDL	RL	Flag
3,4-Dinitrotoluene	18.58	0.048	3200	537.9000<		18.58	0.045	6093	505.9000		0.0000	0.00	
HMX											12.2594	256.63	
RDX											12.1581	256.63	
Picric ACID											101.3171	1026.52	
1,3,5-Trinitrobenzene											10.1317	256.63	
1,3-Dinitrobenzene											4 2553	256.63	
TETRYL											10.1317	256.63	
Nitrobenzene											17.8318	256.63	
2,4,6-Trinitrotoluene											19.6555	256.63	
4-AM-2,6-DNT											10.1317	256.63	
2-AM-4,6-DNT											12.6646	307.95	
2,6-Dinitrotoluene											7.3962	256.63	
2,4-Dinitrotoluene											5 3698	256.63	
2-Nitrotoluene											13.1712	256 63	
4-Nitrotoluene											18.4397	513.26	
3-Nitrotoluene											15.7042	256.63	
Nitroglycerin											15 1976	513.26	
PETN											25.3293	513.26	
3,5-Dinitroaniline											8 9159	1334 47	

mr 3/10/10

✓

Surrogates:	Spiked	Recovered	%Rec		Spiked	Recovered	%Rec	Limits
3,4-Dinitrotoluene	506.5856	537.9000	106		506.5856	505.9000	100	(81-127)

Notes

M = Manually Integrated

D = Operator Disabled Result

O = Over Calibration Range

Signals Differ by More Than 40%

Signals Differ by More Than 50%

Printed: 3/10/2010 10:55 AM

Test America West Sacramento

Method 8330

Data file : \\Terastation\share\GCdata\LC10.I\03082010.B\A-000034.D
Lab Smp Id: LV2D91A4 0063129 A
Inj Date : 09-MAR-2010 17:12
Operator : NS Inst ID: LC10.i
Smp Info : LV2D91A4 0063129 A0B240490-8;0
Misc Info : ;;;9.87;80;2;SOLIDBQSM.sub; ;0;1
Comment : SOP SAC-LC-0009
Method : \\Terastation\share\GCdata\LC10.I\03082010.B\8330AB.m
Meth Date : 09-Mar-2010 10:44 shafern Quant Type: AREA%
Cal Date : 01-MAR-2010 23:38 Cal File: A-000017.d
Als bottle: 38
Dil Factor: 1.00000
Integrator: Falcon+ Compound Sublist: SOLIDBQSM.sub
Target Version: 4.14
Processing Host: SACP307HPLC

Concentration Formula: Amt * DF * Uf*Vt / Ws * CpndVariable

Name	Value	Description
DF	1.000	Dilution Factor
Uf	1.000	Unit Correction Factor
Vt	80.000	Volume of final extract (mL)(1000 low, 2
Ws	9.870	Weight of sample extracted (g)
Cpnd Variable		Local Compound Variable

RT	AREA	HEIGHT	HT/AREA	% HEIGHT	COMPOUNDS
0.150	1181	76	0.064	1.79	
4.827	1336	43	0.032	1.01	
5.534	1806	94	0.052	2.22	
6.354	729	75	0.103	1.77	
8.120	1178	57	0.048	1.34	
9.290	2262	99	0.044	2.33	
10.110	4798	264	0.055	6.23	
11.580	244	39	0.160	0.92	
12.187	82	30	0.365	0.70	
12.597	241	44	0.183	1.03	
13.104	2871	46	0.016	1.08	
16.677	662	39	0.059	0.92	
18.577	65642	3200	0.049	75.68	$ 1 3,4-Dinitrotoluene
19.480	446	44	0.099	1.03	
19.894	3762	34	0.009	0.80	
28.040	2519	49	0.019	1.15	
	89758	4233		100.000	

Total unknown % height = 24.32

Data File: \\Terastation\share\GCdata\LC10.I\03082010.B\A-000034.D
Date : 09-MAR-2010 17:12
Client ID:
Sample Info: LV2D91A4 0063129 A0B240490-8:0
Volume Injected (uL): 500.0
Column phase: SYNERGI HYDRORP C18

Instrument: LC10.i
Operator: NS
Column diameter: 4.60

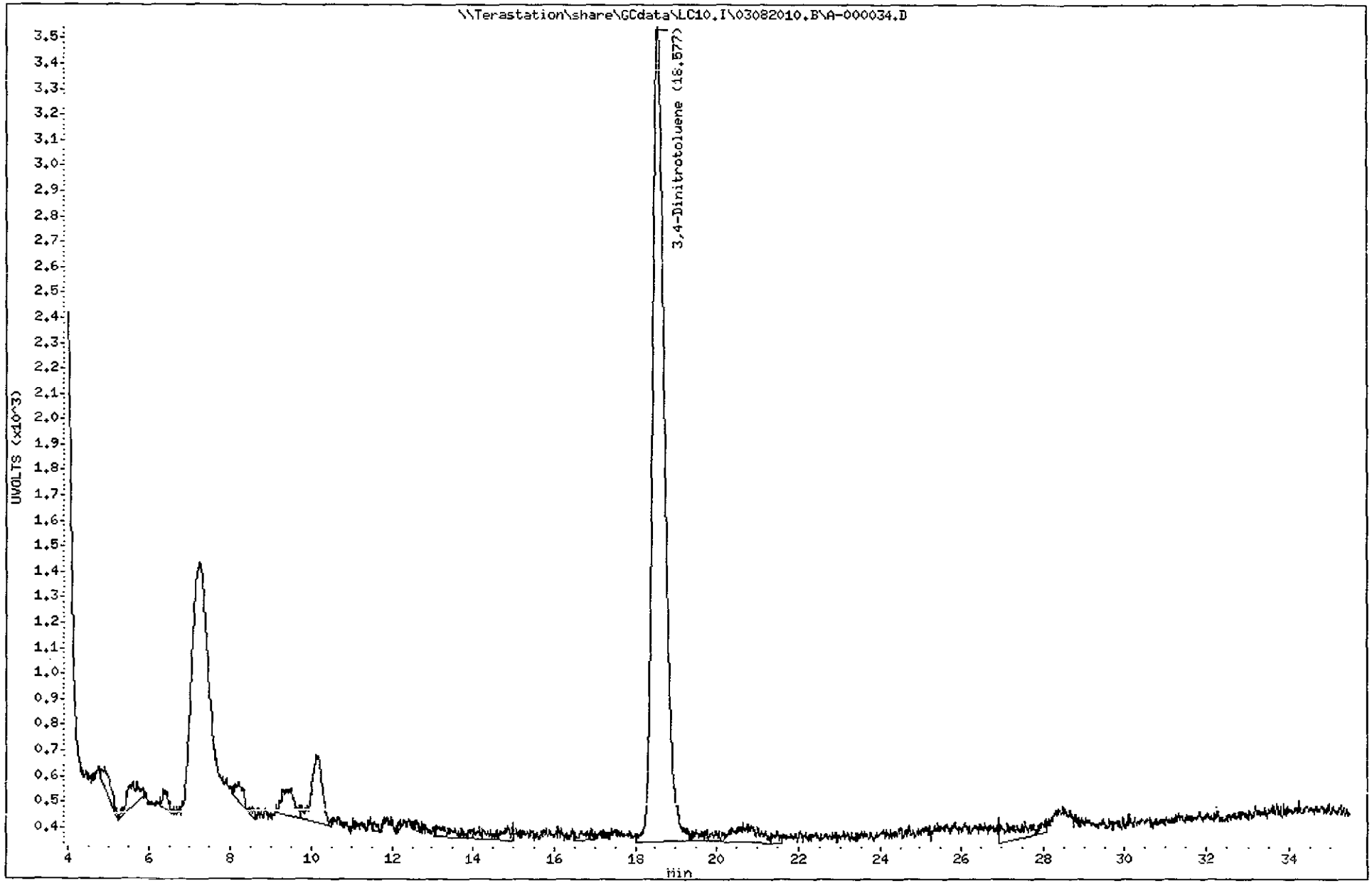

3192
North Canton

Test America West Sacramento

Method 8330

Data file : \\Terastation\share\GCdata\LC10.I\03082010.B\A-000034.D\A-000034.
Lab Smp Id: LV2D91A4 0063129 A
Inj Date : 09-MAR-2010 17:12
Operator : NS Inst ID: LC10.i
Smp Info : LV2D91A4 0063129 A0B240490-8;0
Misc Info : ;;;9.87;80;2;SOLIDBQSM.sub; ;0;1
Comment : SOP SAC-LC-0009
Method : \\Terastation\share\GCdata\LC10.I\03082010.B\8330AB.M\83302.m
Meth Date : 09-Mar-2010 10:41 shafern Quant Type: AREA%
Cal Date : 01-MAR-2010 23:38 Cal File: A-000017.d
Als bottle: 38
Dil Factor: 1.00000
Integrator: Falcon+ Compound Sublist: SOLIDBQSM.sub
Target Version: 4.14
Processing Host: SACP307HPLC

Concentration Formula: Amt * DF * Uf*Vt / Ws * CpndVariable

Name	Value	Description
DF	1.000	Dilution Factor
Uf	1.000	Unit Correction Factor
Vt	80.000	Volume of final extract (mL)(1000 low, 2
Ws	9.870	Weight of sample extracted (g)
Cpnd Variable		Local Compound Variable

RT	AREA	HEIGHT	HT/AREA	% HEIGHT	COMPOUNDS
18.577	123201	6093	0.049	71.58	$ 1 3,4-Dinitrotoluene
19.707	254	55	0.216	0.64	
20.204	5201	172	0.033	2.01	
23.170	405	51	0.126	0.59	
23.487	5685	105	0.018	1.23	
25.060	1032	56	0.054	0.65	
27.560	490	45	0.092	0.52	
28.480	10654	243	0.023	2.85	
29.797	173	32	0.185	0.37	
30.174	795	92	0.116	1.07	
30.767	6268	279	0.045	3.27	
31.124	5732	318	0.055	3.73	
31.847	35912	466	0.013	5.46	
33.037	6207	259	0.042	3.03	
33.407	7642	256	0.033	3.00	
	209652	8522		100.000	

Total unknown % height = 28.42

Data File: \\Terastation\share\GCdata\LC10.I\03082010.B\A-000034.D\A-000034.D
Date : 09-MAR-2010 17:12
Client ID:
Sample Info: LV2D91A4 0063129 A0B240490-8;0
Volume Injected (uL): 500.0
Column phase: SYNERGI HYDRORP C18

Instrument: LC10.i
Operator: NS
Column diameter: 4.60

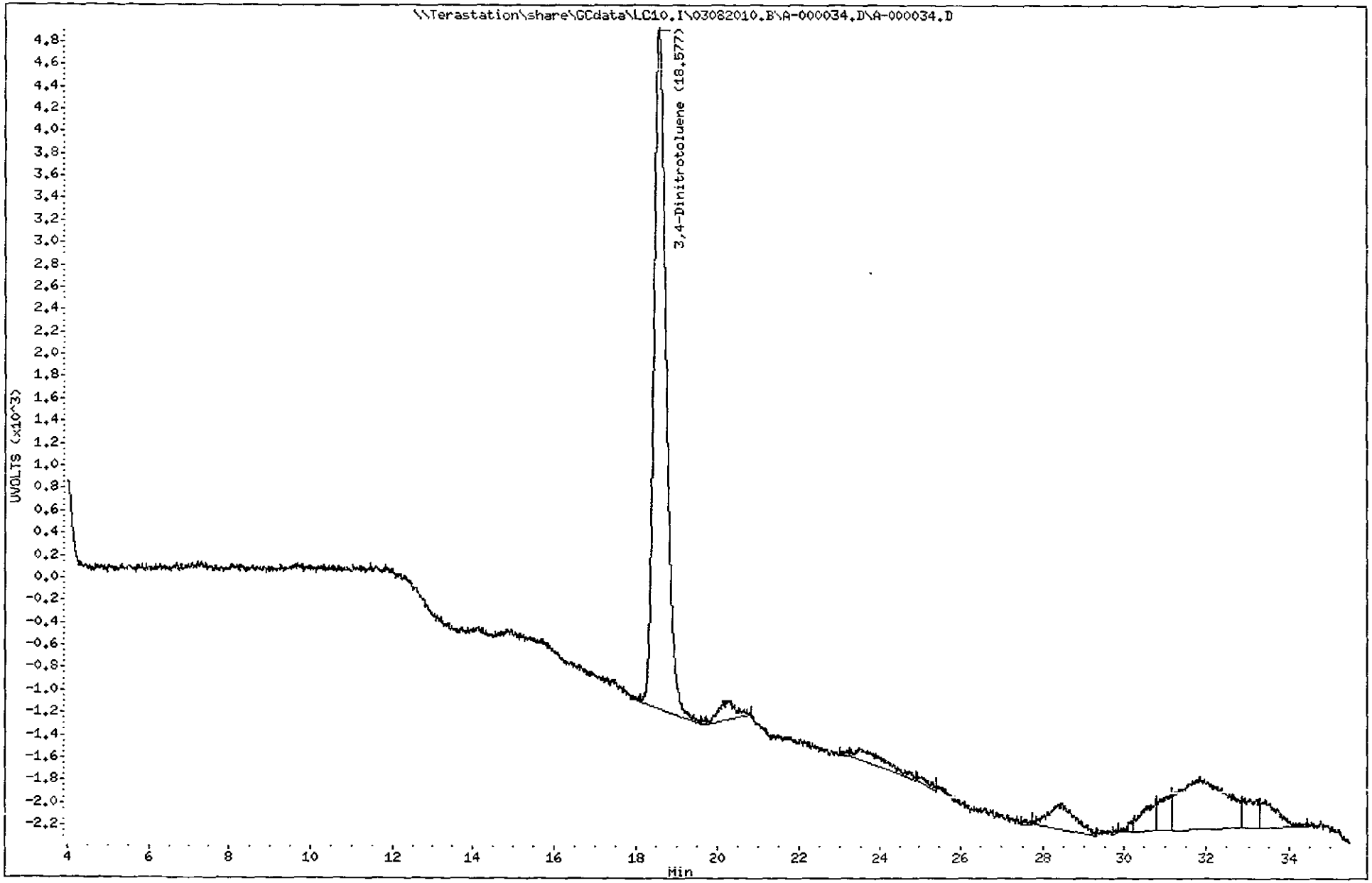

3194
North Canton

TestAmerica West Sacramento

A-000035.D

Chromatography Summary

Injection Date: 3/9/2010 18:00 **Operator:** NS

DataFile: LC10.I\03082010.B\A-000035.D **Vial Num:** 39

Instrument ID: LC10

Method 8330 Target Analyte Results

Sample : **LV2EC1A4 0063129 A0B240490-9**

Method File: LC10.I\03082010.B\8330AB.M

Start Cal Date: 3/1/2010 17:59 **End Cal Date:** 3/1/2010 23:38

Dilution Factor	Extract Volume	Sample Volume	Sample Weight
1X	80 mL	0 mL	10.35 g

Matrix: SOIL **SubList:** SOLIDBQSM.sub **SpikeList:**

Samp. Info: LV2EC1A4 0063129 A0B240490-9;0

Misc. Info: ;;;10.35;80:2;SOLIDBQSM.sub; ;0;1

	Synergi Hydro-RP C18(250nm-265nm)					Synergi Hydro-RP C18(358nm-205nm)							
Compound Name	RT	Diff	Response	Conc (ug/Kg)	Flag	RT	Diff	Response	Conc (ug/Kg)	Flag	MDL	RL	Flag
3,4-Dinitrotoluene	18.54	0.013	3210	514.5000<		18.54	0.009	6193	490.4000		0.0000	0.00	
HMX											11.6908	233.38	
RDX											11.5942	233.38	
Picric ACID											96.6184	933.51	
1,3,5-Trinitrobenzene											9.6618	233.38	
1,3-Dinitrobenzene											4.0580	233.38	
TETRYL											9.6618	233.38	
Nitrobenzene											17.0048	233.38	
2,4,6-Trinitrotoluene											18.7440	233.38	
4-AM-2,6-DNT											9.6618	233.38	
2-AM-4,6-DNT											12.0773	280.05	
2,6-Dinitrotoluene											7.0531	233.38	
2,4-Dinitrotoluene											5.1208	233.38	
2-Nitrotoluene											12.5604	233.38	
4-Nitrotoluene											17.5845	466.76	
3-Nitrotoluene											14.9758	233.38	
Nitroglycerin											14.4928	466.76	
PETN											24.1546	466.76	
3,5-Dinitroaniline											8.5024	1213.56	

mr 3/10/10

Surrogates:	Spiked	Recovered	%Rec		Spiked	Recovered	%Rec	Limits
3,4-Dinitrotoluene	483.0918	514.5000	107		483.0918	490.4000	102	(81-127)

Notes:
M = Manually Integrated
D = Operator Disabled Result
O = Over Calibration Range

Signals Differ by More Than 40%
Signals Differ by More Than 50%

Printed: 3/10/2010 10:55 AM

Test America West Sacramento

Method 8330

Data file : \\Terastation\share\GCdata\LC10.I\03082010.B\A-000035.D
Lab Smp Id: LV2EC1A4 0063129 A
Inj Date : 09-MAR-2010 18:00
Operator : NS Inst ID: LC10.i
Smp Info : LV2EC1A4 0063129 A0B240490-9;0
Misc Info : ;;;10.35;80;2;SOLIDBQSM.sub; ;0;1
Comment : SOP SAC-LC-0009
Method : \\Terastation\share\GCdata\LC10.I\03082010.B\8330AB.m
Meth Date : 09-Mar-2010 10:44 shafern Quant Type: AREA%
Cal Date : 01-MAR-2010 23:38 Cal File: A-000017.d
Als bottle: 39
Dil Factor: 1.00000
Integrator: Falcon+ Compound Sublist: SOLIDBQSM.sub
Target Version: 4.14
Processing Host: SACP307HPLC

Concentration Formula: Amt * DF * Uf*Vt / Ws * CpndVariable

Name	Value	Description
DF	1.000	Dilution Factor
Uf	1.000	Unit Correction Factor
Vt	80.000	Volume of final extract (mL)(1000 low, 2
Ws	10.350	Weight of sample extracted (g)
Cpnd Variable		Local Compound Variable

RT	AREA	HEIGHT	HT/AREA	% HEIGHT	COMPOUNDS
5.555	1079	72	0.067	1.89	
8.104	1221	58	0.047	1.52	
9.338	2502	99	0.040	2.60	
10.141	3446	203	0.059	5.33	
15.185	240	39	0.163	1.02	
18.541	64896	3210	0.049	84.47	$ 1 3,4-Dinitrotoluene
22.655	205	34	0.166	0.89	
28.331	2607	87	0.033	2.28	
	76196	3802		100.000	

Total unknown % height = 15.53

Data File: \\Terastation\share\GCdata\LC10.I\03082010.B\A-000035.D
Date : 09-MAR-2010 18:00
Client ID:
Sample Info: LV2EC1A4 0063129 A0B240490-9:0
Volume Injected (uL): 500.0
Column phase: SYNERGI HYDRORP C18

Instrument: LC10.i
Operator: NS
Column diameter: 4.60

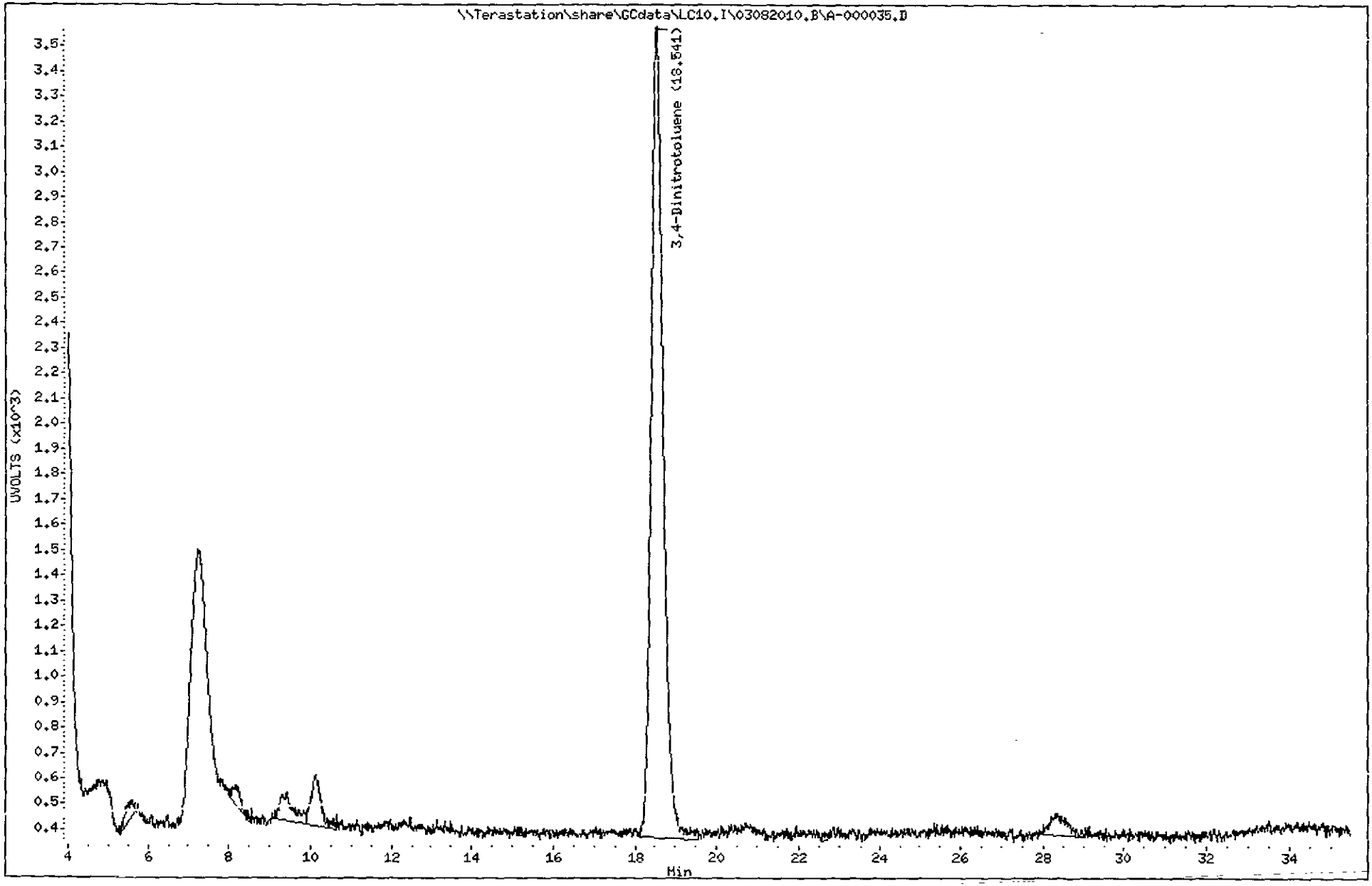

3197
North Canton

Test America West Sacramento

Method 8330

Data file : \\Terastation\share\GCdata\LC10.I\03082010.B\A-000035.D\A-000035
Lab Smp Id: LV2EC1A4 0063129 A
Inj Date : 09-MAR-2010 18:00
Operator : NS Inst ID: LC10.i
Smp Info : LV2EC1A4 0063129 A0B240490-9;0
Misc Info : ;;;10.35;80;2;SOLIDBQSM.sub; ;0;1
Comment : SOP SAC-LC-0009
Method : \\Terastation\share\GCdata\LC10.I\03082010.B\8330AB.M\83302.m
Meth Date : 09-Mar-2010 10:41 shafern Quant Type: AREA%
Cal Date : 01-MAR-2010 23:38 Cal File: A-000017.d
Als bottle: 39
Dil Factor: 1.00000
Integrator: Falcon+ Compound Sublist: SOLIDBQSM.sub
Target Version: 4.14
Processing Host: SACP307HPLC

Concentration Formula: Amt * DF * Uf*Vt / Ws * CpndVariable

Name	Value	Description
DF	1.000	Dilution Factor
Uf	1.000	Unit Correction Factor
Vt	80.000	Volume of final extract (mL)(1000 low, 2
Ws	10.350	Weight of sample extracted (g)
Cpnd Variable		Local Compound Variable

RT	AREA	HEIGHT	HT/AREA	% HEIGHT	COMPOUNDS
17.725	1107	92	0.083	1.17	
18.541	128662	6193	0.048	79.52	$ 1 3,4-Dinitrotoluene
20.148	11078	278	0.025	3.56	
23.351	318	46	0.144	0.58	
24.805	437	46	0.105	0.58	
25.885	1885	44	0.023	0.56	
27.901	273	44	0.161	0.56	
28.275	6488	179	0.028	2.29	
29.895	172	19	0.110	0.24	
30.435	1196	97	0.081	1.24	
30.691	1864	148	0.079	1.89	
30.881	1382	168	0.122	2.15	
31.295	4076	171	0.042	2.19	
31.655	7028	183	0.026	2.34	
32.645	236	44	0.187	0.56	
33.014	402	45	0.112	0.57	
	166603	7797		100.000	

Total unknown % height = 20.48

Data File: \\Terastation\share\GCdata\LC10.I\03082010.B\A-000035.D\A-000035.D
Date : 09-MAR-2010 18:00
Client ID:
Sample Info: LV2EC1A4 0063129 A0B240490-9;0
Volume Injected (uL): 500.0
Column phase: SYNERGI HYDRORP C18

Instrument: LC10.i
Operator: NS
Column diameter: 4.60

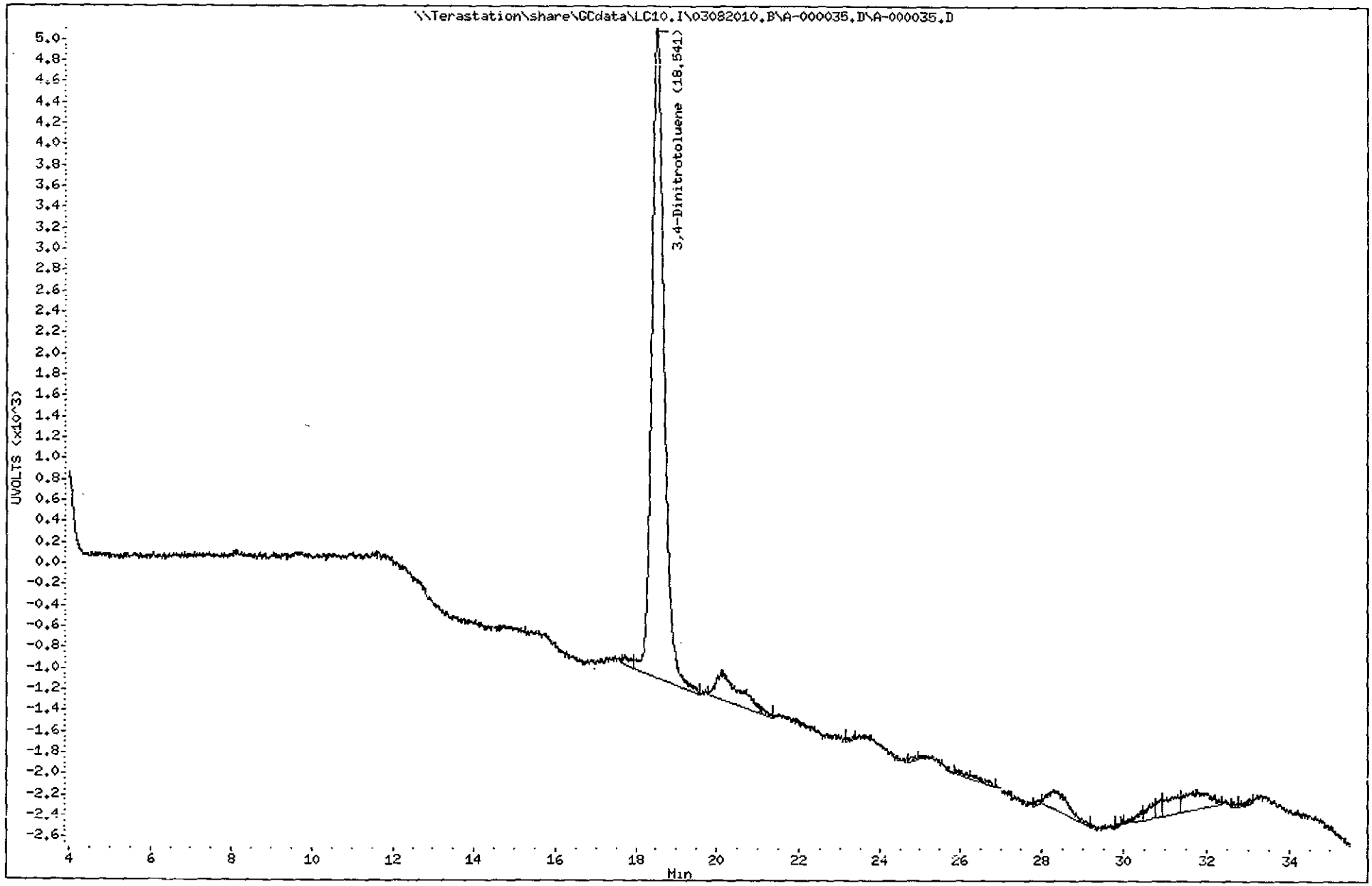

3199
North Canton

TestAmerica West Sacramento

A-000036.D

Chromatography Summary

Injection Date: 3/9/2010 18.49 **Operator:** NS

DataFile: LC10.I\03082010.B\A-000036.D **Vial Num:** 4

Method 8330 Target Analyte Results

Instrument ID: LC10

Sample : **STD_05 10GCSV0072 8330 100ng/mL**

Method File: LC10.I\03082010.B\8330AB.M

Start Cal Date: 3/1/2010 17:59 **End Cal Date:** 3/1/2010 23:38

Dilution Factor	Extract Volume	Sample Volume	Sample Weight
1X	0 mL	0 mL	0 g

Matrix: NONE **SubList:** CAL.sub **SpikeList:**

Samp. Info: STD_05 10GCSV0072 8330 100ng/mL;2

Misc. Info: ;5; , , ;3,CAL.sub; ,0;1

	Synergi Hydro-RP C18(250nm-205nm)							Synergi Hydro-RP C18(358nm-205nm)								
Compound Name	RT	Response	PPB	Spike Level	%D	Result	Flag	RT	Response	PPB	Spike Level	%D	Result	Flag	Limits(%)	Flag
3,4-Dinitrotoluene	18.56	5048	104.7000<	100	5%	Acceptable		18.56	9614	98 4800	100	-2%	Acceptable		(±15)	
HMX	5.47	12867	96.5800<	100	-3%	Acceptable					100	-100%	Fails		(±15)	45
RDX	8.02	9039	100.2000<	100	0%	Acceptable					100	-100%	Fails		(±15)	45
Picric ACID	9.26	18295	208 7000	200	4%	Acceptable		9 26	26978	209.6000<	200	5%	Acceptable		(±15)	
1,3,5-Trinitrobenzene	10 57	15909	98.8900<	100	-1%	Acceptable					100	-100%	Fails		(±15)	45
1,3-Dinitrobenzene	13.57	15474	98.5500<	100	-1%	Acceptable					100	-100%	Fails		(±15)	45
TETRYL	15.01	8154	92.8600<	100	-7%	Acceptable					100	-100%	Fails		(±15)	45
Nitrobenzene	15.41	7318	98.8500<	100	-1%	Acceptable					100	-100%	Fails		(±15)	45
2,4,6-Trinitrotoluene	17.26	9084	95.0700<	100	-5%	Acceptable					100	-100%	Fails		(±15)	45
4-AM-2,6-DNT	18.00	7156	100.4000<	100	0%	Acceptable					100	-100%	Fails		(±15)	45
2-AM-4,6-DNT	19.11	8009	98.6800<	100	-1%	Acceptable					100	-100%	Fails		(±15)	45
2,6-Dinitrotoluene	20.82	5604	98.9600<	100	-1%	Acceptable					100	-100%	Fails		(±15)	45
2,4-Dinitrotoluene	21.60	9045	98.4400<	100	-2%	Acceptable					100	-100%	Fails		(±15)	45
2-Nitrotoluene	25.14	3934	96 5900<	100	-3%	Acceptable					100	-100%	Fails		(±15)	45
4-Nitrotoluene	27 12	4727	97.0400<	100	-3%	Acceptable					100	-100%	Fails		(±15)	45
3-Nitrotoluene	29.22	4619	96.2100<	100	-4%	Acceptable					100	-100%	Fails		(±15)	45
Nitroglycerin				**100**	**-100%**	**Fails**		16.29	6199	98.8700<	100	-1%	Acceptable		(±15)	45
PETN				**100**	**-100%**	**Fails**		32.62	2939	92.9700<	100	-7%	Acceptable		(±15)	45
3,5-Dinitroaniline	14.45	10154	98.6000<	100	-1%	Acceptable					100	-100%	Fails		(±15)	45
EGDN				**100**	**-100%**	**Fails**					100	-100%	Fails		(±15)	

m 3/10/10

Notes:
M = Manually Integrated
D = Operator Disabled Result
O = Over Calibration Range

Signals Differ by More Than 40%
Signals Differ by More Than 50%

Printed: 3/10/2010 10:56 AM

Test America West Sacramento

Method 8330

Data file : \\Terastation\share\GCdata\LC10.I\03082010.B\A-000036.D
Lab Smp Id: STD_05 10GCSV0072 8
Inj Date : 09-MAR-2010 18:49
Operator : NS Inst ID: LC10.i
Smp Info : STD_05 10GCSV0072 8330 100ng/mL;2
Misc Info : ;5; ; ; ;3;CAL.sub; ;0;1
Comment : SOP SAC-LC-0009
Method : \\Terastation\share\GCdata\LC10.I\03082010.B\8330AB.m
Meth Date : 09-Mar-2010 19:33 tap Quant Type: AREA%
Cal Date : 01-MAR-2010 23:38 Cal File: A-000017.d
Als bottle: 4 Continuing Calibration Sample
Dil Factor: 1.00000
Integrator: Falcon+ Compound Sublist: CAL.sub
Target Version: 4.14
Processing Host: SACP307HPLC

RT	AREA	HEIGHT	HT/AREA	% HEIGHT			COMPOUNDS
4.857	502	41	0.082	0.02			
5.471	84457	12867	0.152	8.31		2	HMX
8.017	95396	9039	0.095	5.84		3	RDX
8.700	1075	97	0.090	0.06			
9.264	251334	18295	0.073	11.90		5	Picric ACID
10.574	206444	15909	0.077	10.28		6	1,3,5-Trinitrobenze
13.571	248115	15474	0.062	10.00		7	1,3-Dinitrobenzene
14.451	171688	10154	0.059	6.56		8	3,5-Dinitroaniline
15.014	133205	8154	0.061	5.27		9	TETRYL
15.407	134946	7318	0.054	4.73		10	Nitrobenzene
16.291	1501	97	0.065	0.06			
17.257	170274	9084	0.053	5.87		12	2,4,6-Trinitrotolue
18.001	143496	7156	0.050	4.62		13	4-AM-2,6-DNT
18.561	98963	5048	0.051	3.26	$	1	3,4-Dinitrotoluene
19.114	177835	8009	0.045	5.17		14	2-AM-4,6-DNT
20.821	123395	5604	0.045	3.62		15	2,6-Dinitrotoluene
21.601	212829	9045	0.042	5.84		16	2,4-Dinitrotoluene
25.144	105237	3934	0.037	2.54		17	2-Nitrotoluene
27.117	135638	4727	0.035	3.05		18	4-Nitrotoluene
29.221	143049	4619	0.032	2.98		19	3-Nitrotoluene
33.241	184	39	0.212	0.02			
	2639563	154710		100.000			

Total unknown % height = 0.1600

Data File: \\Terastation\share\GCdata\LC10.I\03082010.B\A-000036.D
Date : 09-MAR-2010 18:49
Client ID:
Sample Info: STD_05 10GCSV0072 8330 100ng/mL;2

Instrument: LC10.i

Operator: NS
Column diameter: 4.60

Column phase: SYNERGI HYDRORP C18

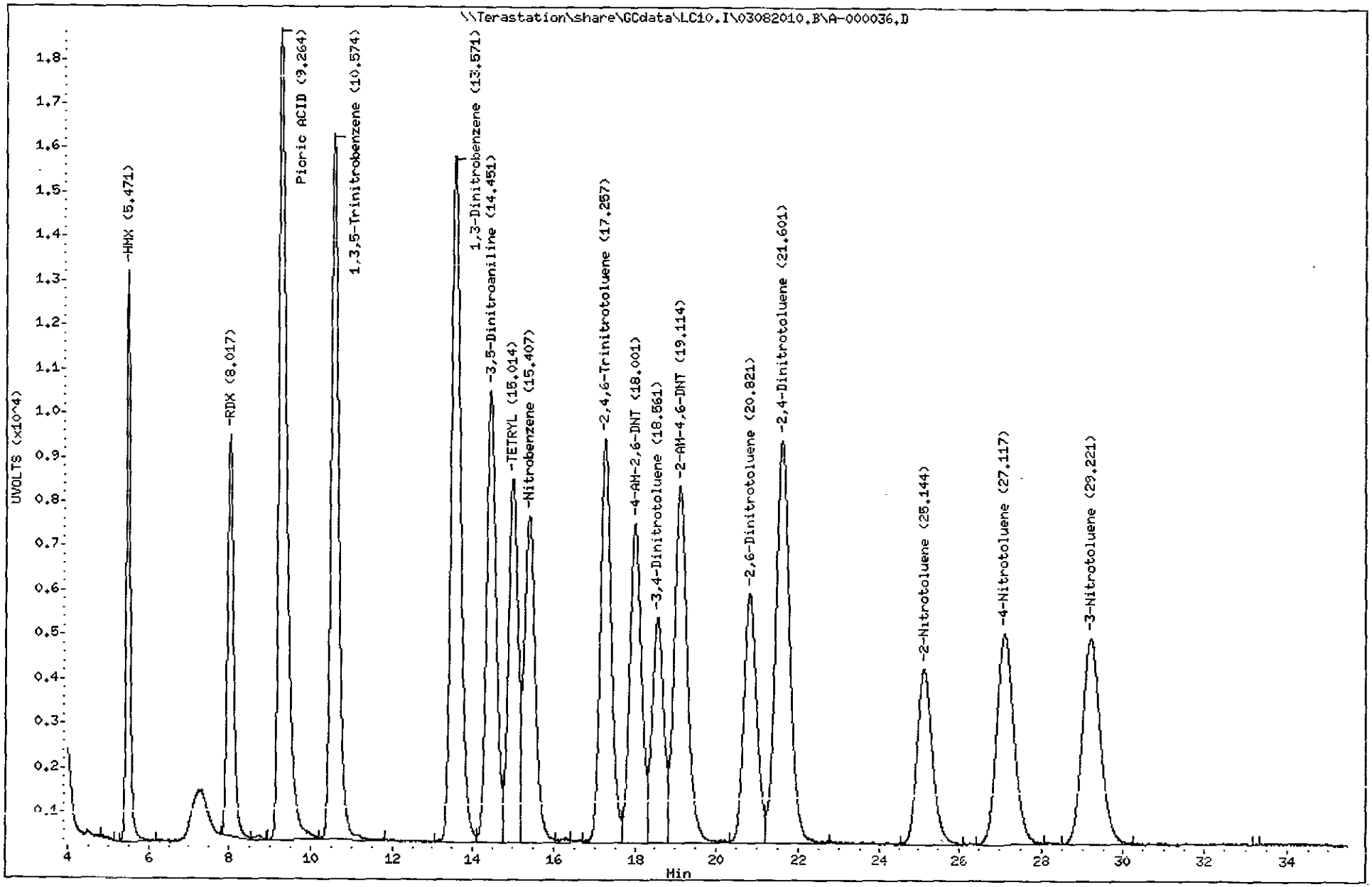

3202
North Canton

Test America West Sacramento

Method 8330

Data file : \\Terastation\share\GCdata\LC10.I\03082010.B\A-000036.D\A-000036
Lab Smp Id: STD_05 10GCSV0072 8
Inj Date : 09-MAR-2010 18:49
Operator : NS Inst ID: LC10.i
Smp Info : STD_05 10GCSV0072 8330 100ng/mL;2
Misc Info : ;5; ; ; ;3;CAL.sub; ;0;1
Comment : SOP SAC-LC-0009
Method : \\Terastation\share\GCdata\LC10.I\03082010.B\8330AB.M\83302.m
Meth Date : 09-Mar-2010 19:33 tap Quant Type: AREA%
Cal Date : 01-MAR-2010 23:38 Cal File: A-000017.d
Als bottle: 4 Continuing Calibration Sample
Dil Factor: 1.00000
Integrator: Falcon+ Compound Sublist: CAL.sub
Target Version: 4.14
Processing Host: SACP307HPLC

RT	AREA	HEIGHT	HT/AREA	% HEIGHT		COMPOUNDS
9.264	371049	26978	0.073	17.20		5 Picric ACID
10.587	3705	257	0.069	0.16		
13.567	127596	8031	0.063	5.08		
14.451	174815	10539	0.060	6.67		
15.011	175016	10848	0.062	6.87		
15.407	204980	11279	0.055	7.14		
16.287	105998	6199	0.058	3.92		11 Nitroglycerin
17.257	179611	9635	0.054	6.10		
18.001	208302	10463	0.050	6.62		
18.561	189670	9614	0.051	6.09	$	1 3,4-Dinitrotoluene
19.114	186904	8386	0.045	5.31		
20.821	218405	9701	0.044	6.14		
21.601	177594	7327	0.041	4.64		
25.144	252198	9438	0.037	5.97		
27.114	196201	6868	0.035	4.35		
29.207	284386	9128	0.032	5.78		
30.704	544	43	0.079	0.02		
31.044	736	53	0.072	0.03		
31.681	314	47	0.150	0.02		
32.621	109406	2939	0.027	1.86		20 PETN
34.794	379	58	0.153	0.03		
	3167810	157831		100.000		

Total unknown % height = 70.93

Data File: \\Terastation\share\GCdata\LC10,I\03082010,B\A-000036,D\A-000036,D
Date : 09-MAR-2010 18:49
Client ID:
Sample Info: STD_05 10GCSV0072 8330 100ng/mL;2

Instrument: LC10,i
Operator: NS
Column phase: SYNERGI HYDRORP C18
Column diameter: 4,60

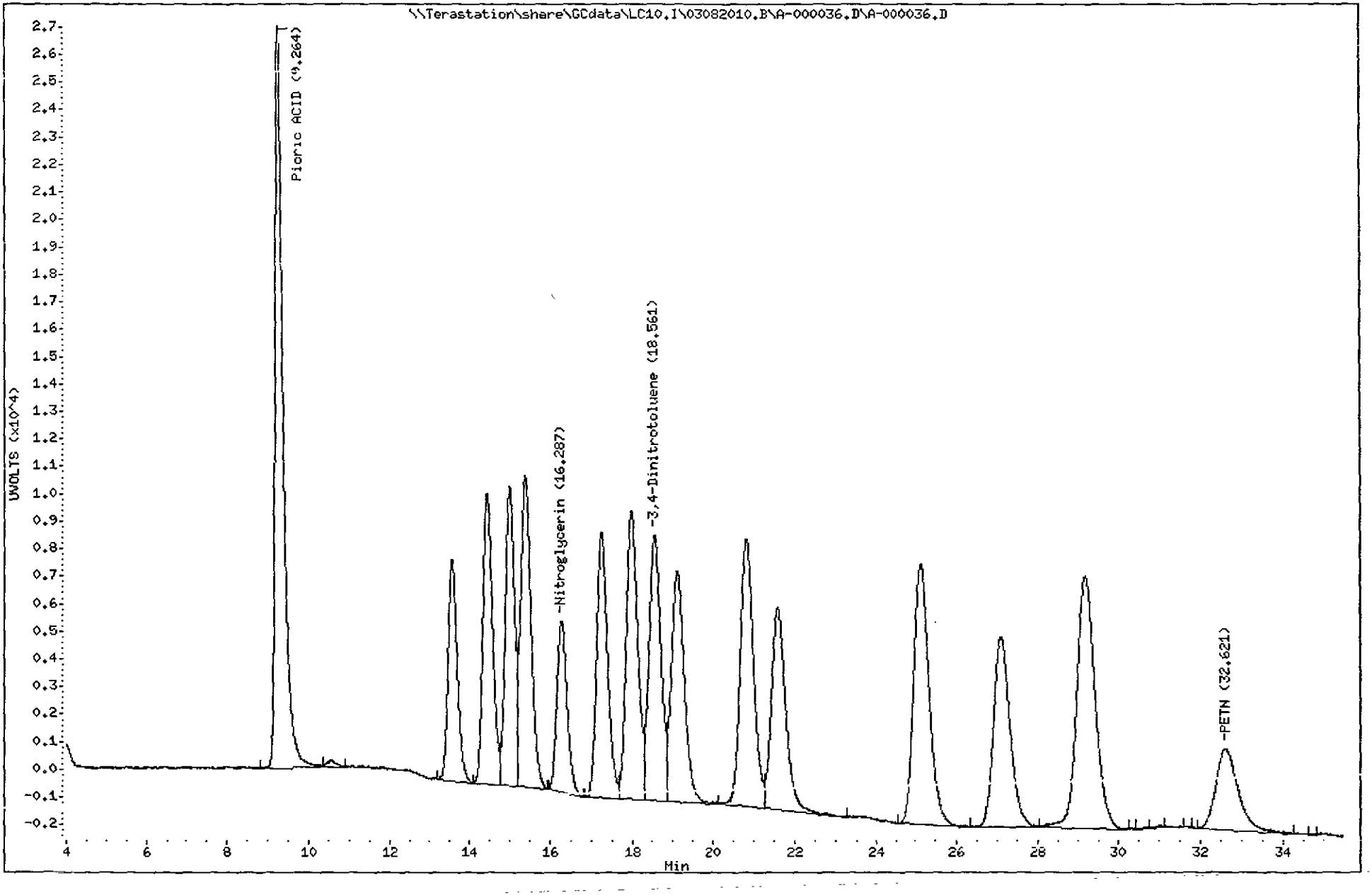

3204
North Canton

TestAmerica West Sacramento

A-000037.D

Chromatography Summary

Injection Date: 3/9/2010 19.37 **Operator:** NS

DataFile: LC10.I\03082010.B\A-000037.D **Vial Num:** 40

Method 8330 Target Analyte Results

Instrument ID: LC10

Sample : **LV2EF1A4 0063129 A0B240490-10**

Method File: LC10.I\03082010.B\8330AB.M

Start Cal Date: 3/1/2010 17:59 **End Cal Date:** 3/1/2010 23:38

Dilution Factor	Extract Volume	Sample Volume	Sample Weight
1X	80 mL	0 mL	10.52 g

Matrix: SOIL **SubList:** SOLIDBQSM.sub **SpikeList:**

Samp. Info: LV2EF1A4 0063129 A0B240490-10;0

Misc. Info: ;;;10.52;80,2;SOLIDBQSM.sub; ;0;1

	Synergi Hydro-RP C18(250nm-265nm)					Synergi Hydro-RP C18(358nm-205nm)							
Compound Name	RT	Diff	Response	Conc (ug/Kg)	Flag	RT	Diff	Response	Conc (ug/Kg)	Flag	MDL	RL	Flag
3,4-Dinitrotoluene	18.57	0.046	3194	503.7000<	M	18.57	0.039	6139	478.2000		0.0000	0.00	
HMX	5.66	0.189	259	14.7800<	unf.						11.5019	225.90	45
RDX											11.4068	225.90	
Picric ACID											95.0570	903.58	
1,3,5-Trinitrobenzene											9.5057	225.90	
1,3-Dinitrobenzene											3.9924	225.90	
TETRYL											9.5057	225.90	
Nitrobenzene											16.7300	225.90	
2,4,6-Trinitrotoluene											18.4411	225.90	
4-AM-2,6-DNT											9.5057	225.90	
2-AM-4,6-DNT											11.8821	271.08	
2,6-Dinitrotoluene											6.9392	225.90	
2,4-Dinitrotoluene											5.0380	225.90	
2-Nitrotoluene											12.3574	225.90	
4-Nitrotoluene											17.3004	451.79	
3-Nitrotoluene											14.7338	225.90	
Nitroglycerin											14.2586	451.79	
PETN											23.7643	451.79	
3,5-Dinitroaniline											8.3650	1174.66	

mr 3/10/10

Surrogates:	Spiked	Recovered	%Rec		Spiked	Recovered	%Rec	Limits
3,4-Dinitrotoluene	475.2852	503.7000	106		475.2852	478.2000	101	(81-127)

Notes:
- M = Manually Integrated
- D = Operator Disabled Result
- O = Over Calibration Range

Signals Differ by More Than 40%

Signals Differ by More Than 50%

RE-INTEGRATION CODES

1 Poor Peak Shape
2 Poor Peak Resolution
3 Peak Not Integrated
4 Sample Matrix Interference
5 Column Bleed
6 Instrument Noise
7 Baseline Correction
8 Other (reason must be stated)

ALL RE-INTEGRATIONS MUST BE INITIALED, DATED AND CODED

mr 3/10/10

Printed: 3/10/2010 11:14 AM

TestAmerica West Sacramento

Method 8330

Data file : \\Terastation\share\GCdata\LC10.I\03082010.B\A-000037.d
Lab Smp Id: LV2EF1A4 0063129 A
Inj Date : 09-MAR-2010 19:37
Operator : NS Inst ID: LC10.i
Smp Info : LV2EF1A4 0063129 A0B240490-10;0
Misc Info : ;;;10.52;80;2;SOLIDBQSM.sub; ;0;1
Comment : SOP SAC-LC-0009
Method : \\Terastation\share\GCdata\LC10.I\03082010.B\8330AB.M
Meth Date : 10-Mar-2010 10:58 shafern Quant Type: AREA%
Cal Date : 01-MAR-2010 23:38 Cal File: A-000017.d
Als bottle: 40
Dil Factor: 1.00000
Integrator: Falcon+ Compound Sublist: SOLIDBQSM.sub
Target Version: 4.14
Processing Host: SACP307FK

Concentration Formula: Amt * DF * Uf*Vt / Ws * CpndVariable

Name	Value	Description
DF	1.000	Dilution Factor
Uf	1.000	Unit Correction Factor
Vt	80.000	Volume of final extract (mL) (100) low, 2
Ws	10.520	Weight of sample extracted (g)
Cpnd Variable		Local Compound Variable

RE-INTEGRATION CODES
1 Poor Peak Shape
2 Poor Peak Resolution
3 Peak Not Integrated
4 Sample Matrix Interference
5 Column Bleed
6 Instrument Noise
7 Baseline Correction
8 Other (reason must be stated)
ALL RE-INTEGRATIONS MUST BE INITIALED, DATED AND CODED

MT 3/10/10

RT	AREA	HEIGHT	HT/AREA	% HEIGHT		COMPOUNDS
5.658	6365	259	0.041	6.07		2 HMX
9.394	3579	135	0.038	3.16		
10.138	6381	378	0.059	8.87		
13.314	382	57	0.149	1.33		
18.574	62708	3194	0.051	75.02	$	1 3,4-Dinitrotoluene
24.444	73	44	0.600	1.03		
28.228	2295	93	0.041	2.18		
33.064	474	47	0.099	1.10		
34.498	772	53	0.069	1.24		
	83031	4260		100.000		

Total unknown % height = 18.91

Data File: \\Terastation\share\GCdata\LC10,I\03082010,B\A-000037.d
Date : 09-MAR-2010 19:37
Client ID:
Sample Info: LV2EF1A4 0063129 A0B240490-10;0
Volume Injected (uL): 500.0
Column phase: SYNERGI HYDRORP C18

Instrument: LC10.i
Operator: NS
Column diameter: 4.60

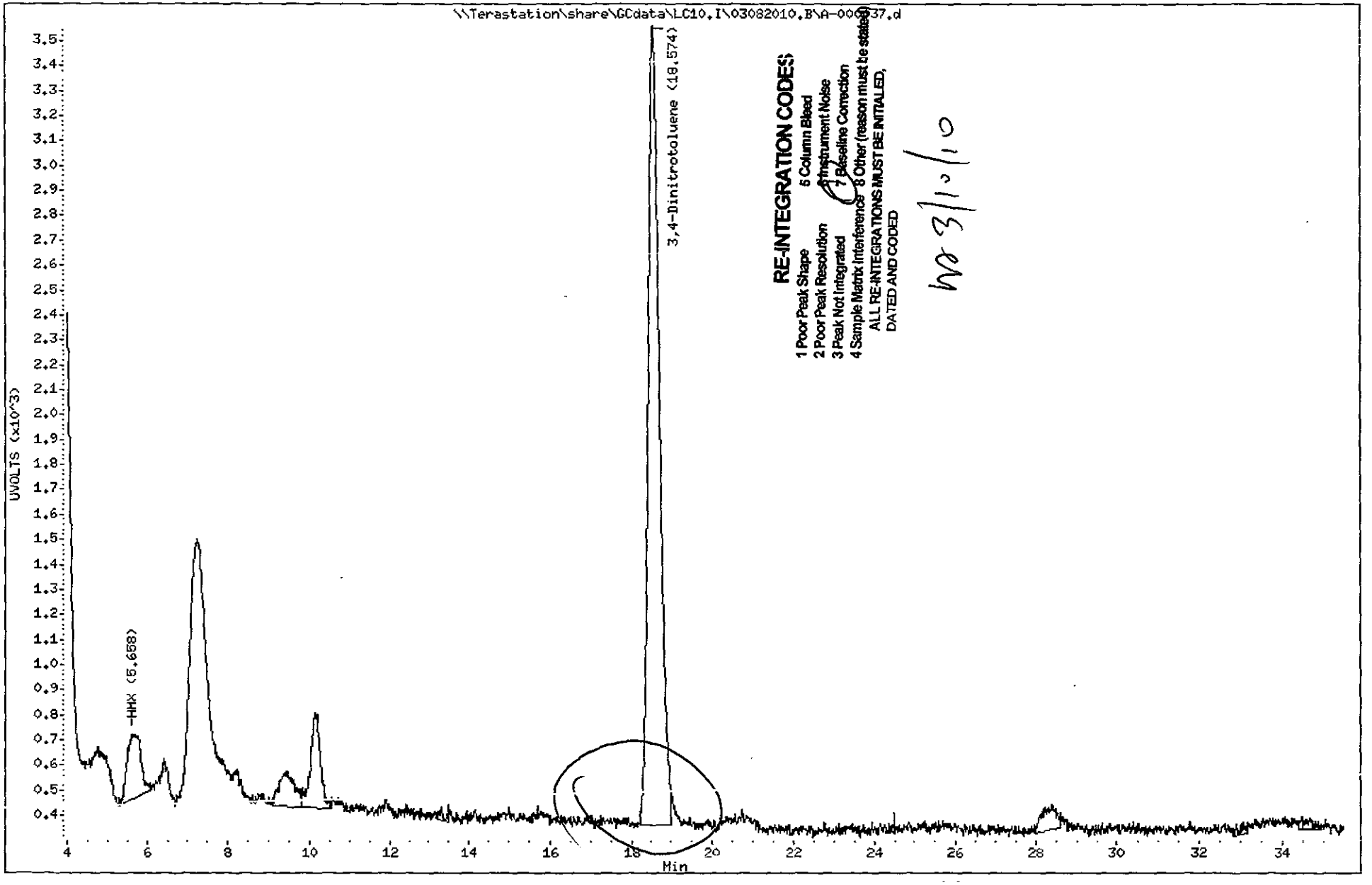

3207

North Canton

TestAmerica West Sacramento

A-000037.D

Chromatography Summary

Injection Date: 3/9/2010 19:37 **Operator:** NS

DataFile: LC10.I\03082010 B\A-000037.D **Vial Num:** 40

Method 8330 Target Analyte Results

Instrument ID: LC10

Sample : **LV2EF1A4 0063129 A0B240490-10**

Method File: LC10 I\03082010.B\8330AB.M

Start Cal Date: 3/1/2010 17:59 **End Cal Date:** 3/1/2010 23:38

Dilution Factor	Extract Volume	Sample Volume	Sample Weight
1X	80 mL	0 mL	10.52 g

Matrix: SOIL **SubList:** SOLIDBQSM.sub **SpikeList:**

Samp. Info: LV2EF1A4 0063129 A0B240490-10;0

Misc. Info: ;;;10 52;80;2;SOLIDBQSM.sub; ;0;1

	Synergi Hydro-RP C18(250nm-265nm)					Synergi Hydro-RP C18(358nm-205nm)							
Compound Name	**RT**	**Diff**	**Response**	**Conc (ug/Kg)**	**Flag**	**RT**	**Diff**	**Response**	**Conc (ug/Kg)**	**Flag**	**MDL**	**RL**	**Flag**
3,4-Dinitrotoluene	**18.57**	**0.014**	**3203**	**505.1000<**		**18.57**	**0.039**	**6139**	**478.2000**		**0.0000**	**0.00**	
HMX	5.66	0.187	259	14.7800<	ND						11.5019	225.90	45
RDX		RT88									11.4068	225.90	
Picric ACID											95.0570	903.58	
1,3,5-Trinitrobenzene											9.5057	225.90	
1,3-Dinitrobenzene											3.9924	225.90	
TETRYL											9.5057	225.90	
Nitrobenzene											16.7300	225 90	
2,4,6-Trinitrotoluene											18 4411	225.90	
4-AM-2,6-DNT											9.5057	225.90	
2-AM-4,6-DNT											11 8821	271.08	
2,6-Dinitrotoluene											6.9392	225.90	
2,4-Dinitrotoluene											5.0380	225.90	
2-Nitrotoluene											12.3574	225.90	
4-Nitrotoluene											17.3004	451.79	
3-Nitrotoluene											14.7338	225.90	
Nitroglycerin											14.2586	451.79	
PETN											23 7643	451.79	
3,5-Dinitroaniline											8.3650	1174.66	

MR 3/10/10

Surrogates:	**Spiked**	**Recovered**	**%Rec**	**Spiked**	**Recovered**	**%Rec**	**Limits**
3,4-Dinitrotoluene	**475.2852**	**505.1000**	**106**	**475.2852**	**478.2000**	**101**	**(81-127)**

Notes

M = Manually Integrated

D = Operator Disabled Result

O = Over Calibration Range

Signals Differ by More Than 40%

Signals Differ by More Than 50%

See reintegration.

Printed: 3/10/2010 10:56 AM

Test America West Sacramento

Method 8330

Data file : \\Terastation\share\GCdata\LC10.I\03082010.B\A-000037.D
Lab Smp Id: LV2EF1A4 0063129 A
Inj Date : 09-MAR-2010 19:37
Operator : NS Inst ID: LC10.i
Smp Info : LV2EF1A4 0063129 A0B240490-10;0
Misc Info : ;;;10.52;80;2;SOLIDBQSM.sub; ;0;1
Comment : SOP SAC-LC-0009
Method : \\Terastation\share\GCdata\LC10.I\03082010.B\8330AB.m
Meth Date : 09-Mar-2010 19:33 tap Quant Type: AREA%
Cal Date : 01-MAR-2010 23:38 Cal File: A-000017.d
Als bottle: 40
Dil Factor: 1.00000
Integrator: Falcon+ Compound Sublist: SOLIDBQSM.sub
Target Version: 4.14
Processing Host: SACP307HPLC

Concentration Formula: Amt * DF * Uf*Vt / Ws * CpndVariable

See reintegration.
MS 3/10/10

Name	Value	Description
DF	1.000	Dilution Factor
Uf	1.000	Unit Correction Factor
Vt	80.000	Volume of final extract (mL) (1000 low, 2
Ws	10.520	Weight of sample extracted (g)
Cpnd Variable		Local Compound Variable

RT	AREA	HEIGHT	HT/AREA	% HEIGHT	COMPOUNDS
5.658	6365	259	0.041	6.06	2 HMX
9.394	3579	135	0.038	3.16	
10.138	6381	378	0.059	8.85	
13.314	382	57	0.149	1.33	
18.574	28986	3203	0.111	75.06	$ 1 3,4-Dinitrotoluene
24.444	73	44	0.600	1.03	
28.228	2295	93	0.041	2.17	
33.064	474	47	0.099	1.10	
34.498	772	53	0.069	1.24	
	49308	4269		100.000	

Total unknown % height = 18.88

Data File: \\Terastation\share\GCdata\LC10.I\03082010.B\A-000037.D
Date : 09-MAR-2010 19:37
Client ID:
Sample Info: LV2EF1A4 0063129 A0B240490-10;0
Volume Injected (uL): 500.0
Column phase: SYNERGI HYDRORP C18

Instrument: LC10.i
Operator: NS
Column diameter: 4.60

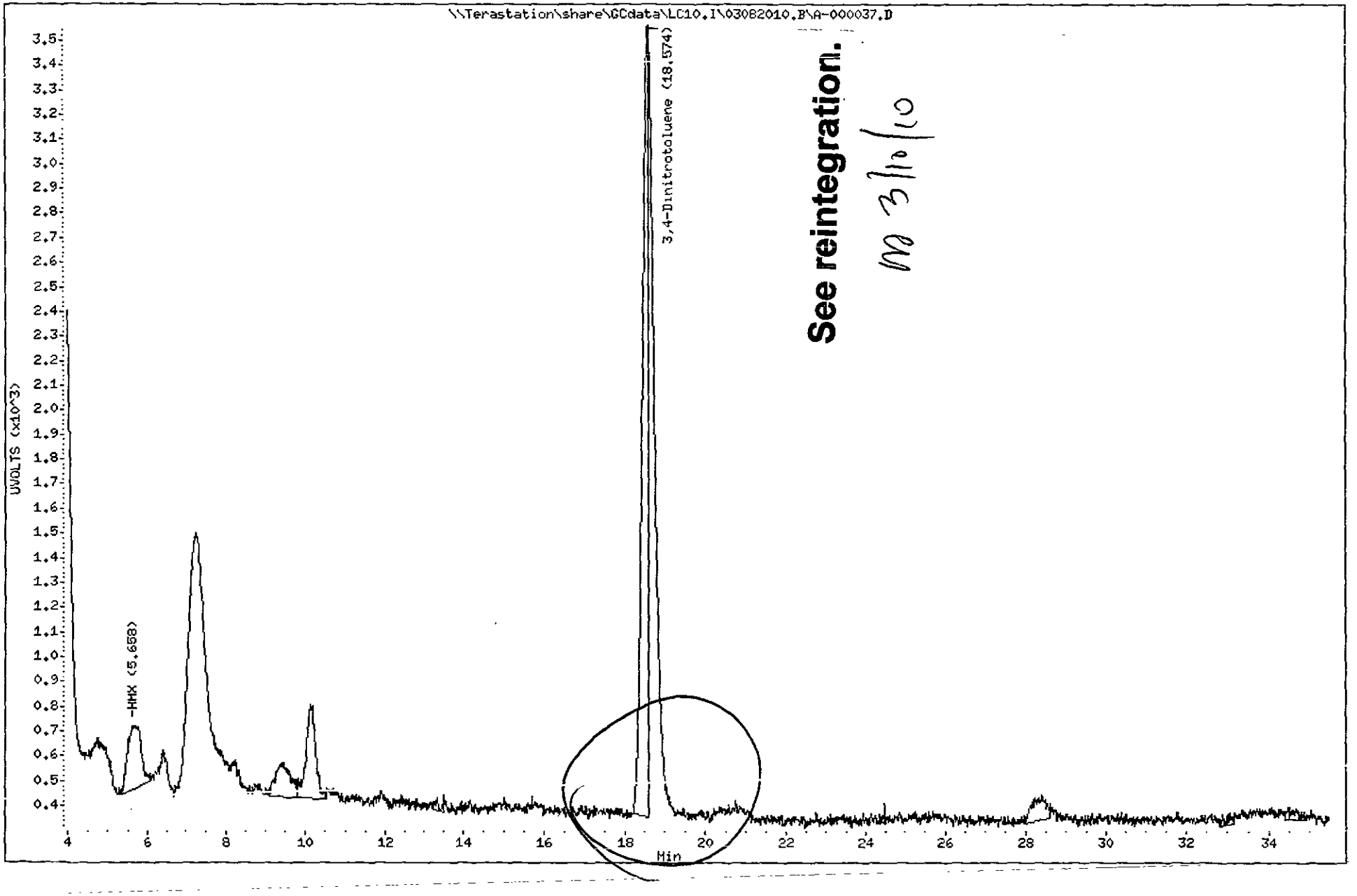

See reintegration.
MD 3/10/10

3210

North Canton

Test America West Sacramento

Method 8330

Data file : \\Terastation\share\GCdata\LC10.I\03082010.B\A-000037.D\A-000037
Lab Smp Id: LV2EF1A4 0063129 A
Inj Date : 09-MAR-2010 19:37
Operator : NS Inst ID: LC10.i
Smp Info : LV2EF1A4 0063129 A0B240490-10;0
Misc Info : ;;;10.52;80;2;SOLIDBQSM.sub; ;0;1
Comment : SOP SAC-LC-0009
Method : \\Terastation\share\GCdata\LC10.I\03082010.B\8330AB.M\83302.m
Meth Date : 09-Mar-2010 19:33 tap Quant Type: AREA%
Cal Date : 01-MAR-2010 23:38 Cal File: A-000017.d
Als bottle: 40
Dil Factor: 1.00000
Integrator: Falcon+ Compound Sublist: SOLIDBQSM.sub
Target Version: 4.14
Processing Host: SACP307HPLC

Concentration Formula: Amt * DF * Uf*Vt / Ws * CpndVariable

Name	Value	Description
DF	1.000	Dilution Factor
Uf	1.000	Unit Correction Factor
Vt	80.000	Volume of final extract (mL)(1000 low, 2
Ws	10.520	Weight of sample extracted (g)
Cpnd Variable		Local Compound Variable

RT	AREA	HEIGHT	HT/AREA	% HEIGHT	COMPOUNDS
18.571	122805	6139	0.050	76.69	$ 1 3,4-Dinitrotoluene
19.918	520	73	0.140	0.91	
20.228	4441	197	0.044	2.45	
23.394	2711	78	0.029	0.97	
27.781	309	35	0.113	0.43	
28.168	2871	126	0.044	1.57	
29.631	581	64	0.110	0.79	
30.814	9106	231	0.025	2.88	
31.008	2580	243	0.094	3.03	
31.358	4370	235	0.054	2.93	
31.558	2355	250	0.106	3.12	
31.774	9250	280	0.030	3.49	
33.001	337	60	0.178	0.74	
	162236	8011		100.000	

Total unknown % height = 23.31

Data File: \\Terastation\share\GCdata\LC10,I\03082010,B\A-000037,D\A-000037,D
Date : 09-MAR-2010 19:37
Client ID:
Sample Info: LV2EF1A4 0063129 A0B240490-10:0
Volume Injected (uL): 500,0
Column phase: SYNERGI HYDRORP C18

Instrument: LC10,i
Operator: NS
Column diameter: 4,60

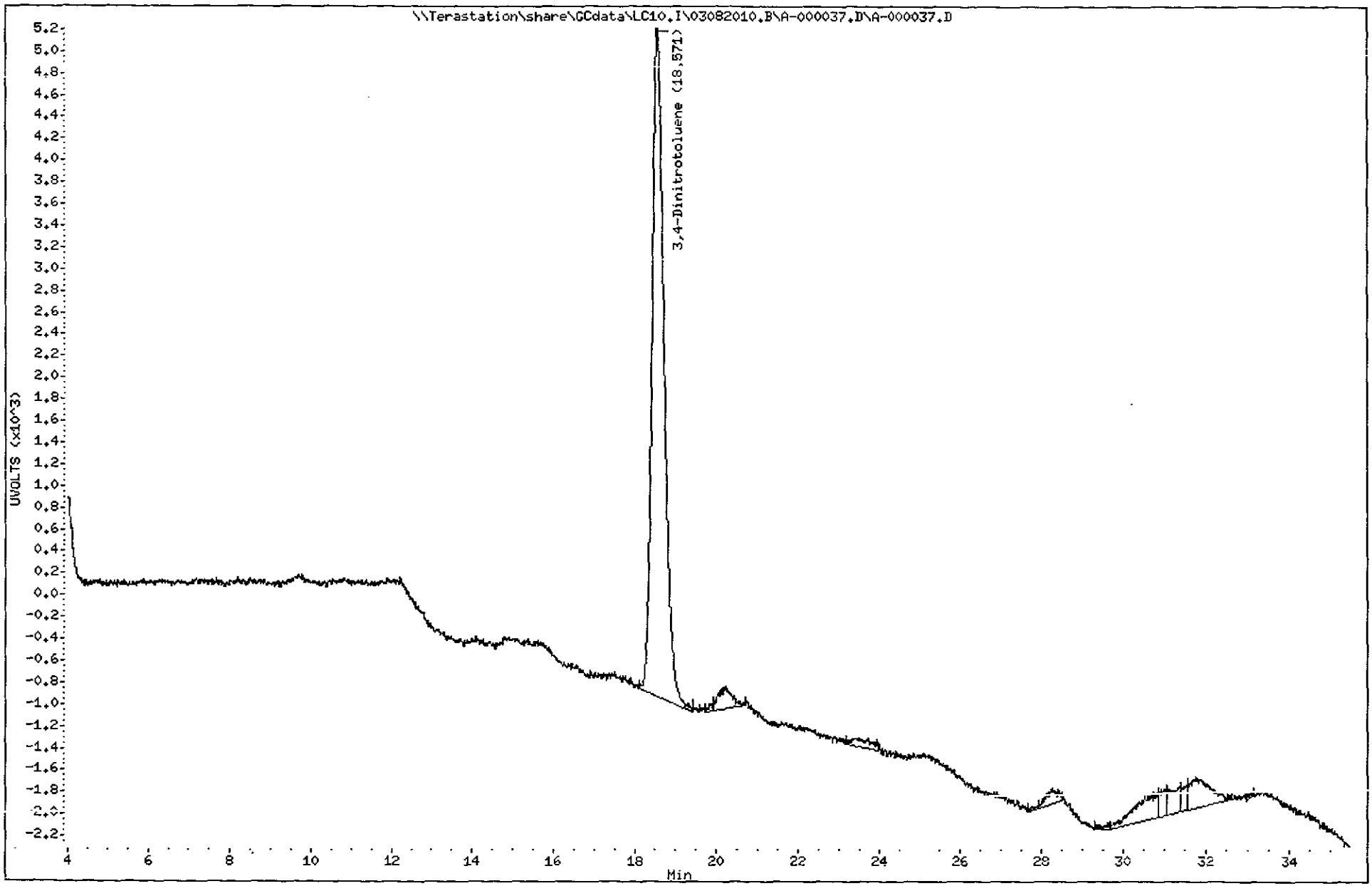

3212
North Canton

TestAmerica West Sacramento

A-000038.D

Chromatography Summary

Injection Date: 3/9/2010 20:26 **Operator:** NS

DataFile: LC10.I\03082010.B\A-000038.D **Vial Num:** 41

Instrument ID: LC10

Method 8330 Target Analyte Results

Sample : **LV2EH1A4 0063129 A0B240490-11**

Method File: LC10.I\03082010 B\8330AB.M

Start Cal Date: 3/1/2010 17:59 **End Cal Date:** 3/1/2010 23:38

Dilution Factor	Extract Volume	Sample Volume	Sample Weight
1X	80 mL	0 mL	9.96 g

Matrix: SOIL **SubList:** SOLIDBQSM.sub **SpikeList:**

Samp. Info: LV2EH1A4 0063129 A0B240490-11;0

Misc. Info: ;;;9.96;80;2;SOLIDBQSM sub; ;0,1

	Synergi Hydro-RP C18(250nm-265nm)					Synergi Hydro-RP C18(358nm-205nm)							
Compound Name	RT	Diff	Response	Conc (ug/Kg)	Flag	RT	Diff	Response	Conc (ug/Kg)	Flag	MDL	RL	Flag
3,4-Dinitrotoluene	18.55	-0.006	3219	536.2000<		18.55	0.019	6158	506.7000		0.0000	0.00	
HMX											12.1486	252.01	
RDX											12.0482	252.01	
Picric ACID											100.4016	1008.05	
1,3,5-Trinitrobenzene											10.0402	252.01	
1,3-Dinitrobenzene											4.2169	252.01	
TETRYL											10.0402	252.01	
Nitrobenzene											17.6707	252.01	
2,4,6 Trinitrotoluene											19.4779	252.01	
4-AM-2,6-DNT											10.0402	252.01	
2-AM-4,6-DNT											12.5502	302.41	
2,6-Dinitrotoluene											7.3293	252.01	
2,4-Dinitrotoluene											5.3213	252.01	
2-Nitrotoluene											13.0522	252.01	
4-Nitrotoluene											18.2731	504.02	
3-Nitrotoluene											15.5622	252.01	
Nitroglycerin											15.0602	504.02	
PETN											25.1004	504.02	
3,5-Dinitroaniline											8.8353	1310.46	

mr 3/10/10

✓

Surrogates:	Spiked	Recovered	%Rec		Spiked	Recovered	%Rec	Limits
3,4-Dinitrotoluene	502.0080	536.2000	107		502.0080	506.7000	101	(81-127)

Notes:

M = Manually Integrated

D = Operator Disabled Result

O = Over Calibration Range

Signals Differ by More Than 40%

Signals Differ by More Than 50%

Printed: 3/10/2010 10:56 AM

Test America West Sacramento

Method 8330

Data file : \\Terastation\share\GCdata\LC10.I\03082010.B\A-000038.D
Lab Smp Id: LV2EH1A4 0063129 A
Inj Date : 09-MAR-2010 20:26
Operator : NS Inst ID: LC10.i
Smp Info : LV2EH1A4 0063129 A0B240490-11;0
Misc Info : ;;;9.96;80;2;SOLIDBQSM.sub; ;0;1
Comment : SOP SAC-LC-0009
Method : \\Terastation\share\GCdata\LC10.I\03082010.B\8330AB.m
Meth Date : 09-Mar-2010 19:33 tap Quant Type: AREA%
Cal Date : 01-MAR-2010 23:38 Cal File: A-000017.d
Als bottle: 41
Dil Factor: 1.00000
Integrator: Falcon+ Compound Sublist: SOLIDBQSM.sub
Target Version: 4.14
Processing Host: SACP307HPLC

Concentration Formula: Amt * DF * Uf*Vt / Ws * CpndVariable

Name	Value	Description
DF	1.000	Dilution Factor
Uf	1.000	Unit Correction Factor
Vt	80.000	Volume of final extract (mL)(1000 low, 2
Ws	9.960	Weight of sample extracted (g)
Cpnd Variable		Local Compound Variable

RT	AREA	HEIGHT	HT/AREA	% HEIGHT	COMPOUNDS
5.518	2690	130	0.048	3.02	
6.461	1691	160	0.095	3.72	
8.198	1070	88	0.082	2.05	
8.871	202	32	0.158	0.74	
9.281	930	71	0.076	1.65	
9.968	494	73	0.148	1.70	
10.128	2515	179	0.071	4.17	
10.685	501	41	0.082	0.95	
11.538	191	34	0.178	0.79	
13.198	392	39	0.099	0.90	
14.121	424	37	0.087	0.86	
18.555	66046	3219	0.049	75.06	$ 1 3,4-Dinitrotoluene
19.948	10926	56	0.005	1.30	
24.941	606	44	0.073	1.02	
27.861	168	34	0.203	0.79	
32.895	695	55	0.079	1.28	
	89541	4292		100.000	

Total unknown % height = 24.94

Data File: \\Terastation\share\GCdata\LC10.I\03082010.B\A-000038.D
Date : 09-MAR-2010 20:26
Client ID:
Sample Info: LW2EH1A4 0063129 A0B240490-11;0
Volume Injected (uL): 500.0
Column phase: SYNERGI HYDRORP C18

Instrument: LC10.i
Operator: NS
Column diameter: 4.60

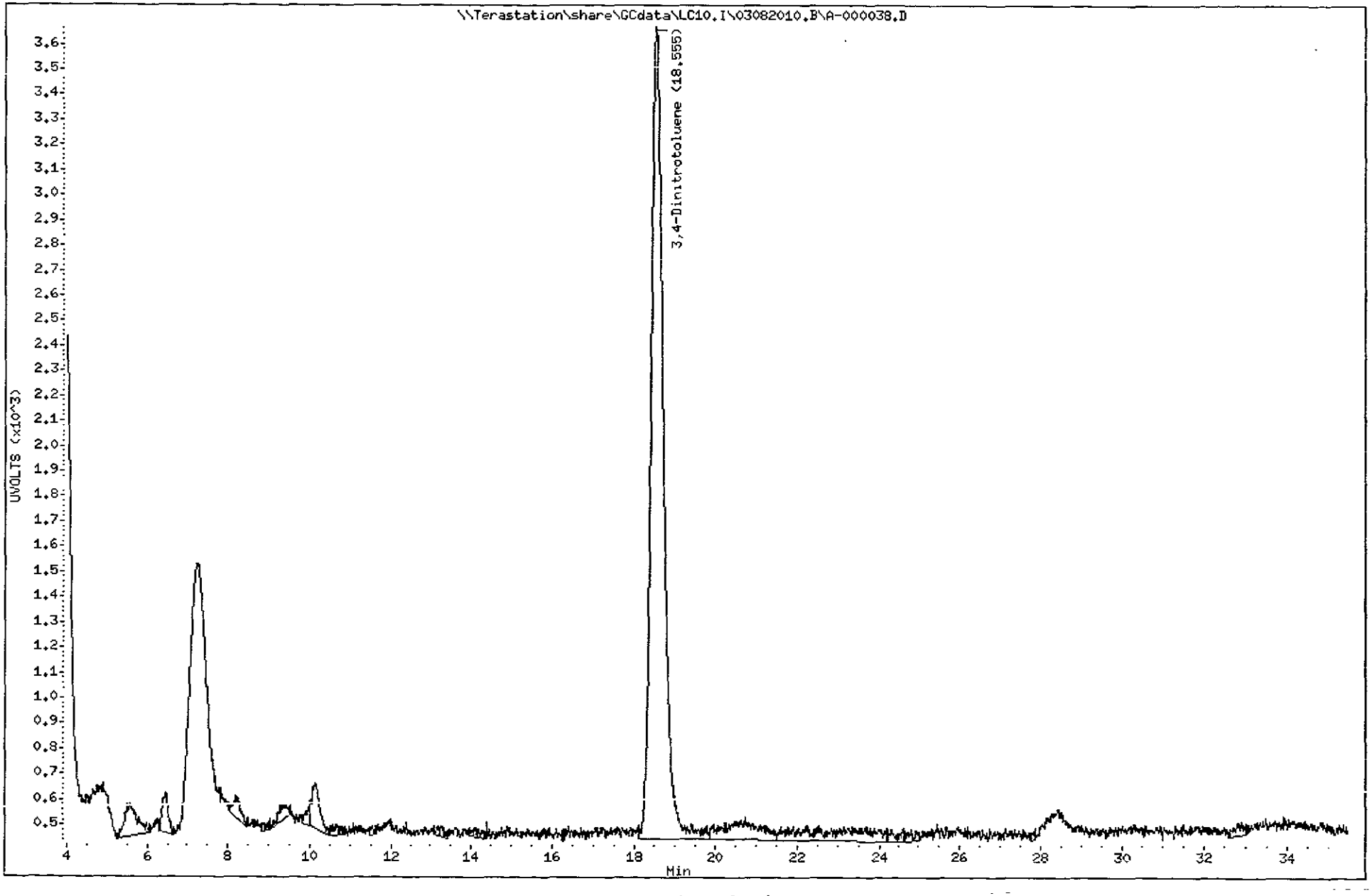

3215

North Canton

Test America West Sacramento

Method 8330

Data file : \\Terastation\share\GCdata\LC10.I\03082010.B\A-000038.D\A-000038
Lab Smp Id: LV2EH1A4 0063129 A
Inj Date : 09-MAR-2010 20:26
Operator : NS Inst ID: LC10.i
Smp Info : LV2EH1A4 0063129 A0B240490-11;0
Misc Info : ;;;9.96;80;2;SOLIDBQSM.sub; ;0;1
Comment : SOP SAC-LC-0009
Method : \\Terastation\share\GCdata\LC10.I\03082010.B\8330AB.M\83302.m
Meth Date : 09-Mar-2010 19:33 tap Quant Type: AREA%
Cal Date : 01-MAR-2010 23:38 Cal File: A-000017.d
Als bottle: 41
Dil Factor: 1.00000
Integrator: Falcon+ Compound Sublist: SOLIDBQSM.sub
Target Version: 4.14
Processing Host: SACP307HPLC

Concentration Formula: Amt * DF * Uf*Vt / Ws * CpndVariable

Name	Value	Description
DF	1.000	Dilution Factor
Uf	1.000	Unit Correction Factor
Vt	80.000	Volume of final extract (mL)(1000 low, 2
Ws	9.960	Weight of sample extracted (g)
Cpnd Variable		Local Compound Variable

RT	AREA	HEIGHT	HT/AREA	% HEIGHT	COMPOUNDS
17.585	1267	57	0.045	0.81	
18.551	125534	6158	0.049	88.34	$ 1 3,4-Dinitrotoluene
19.785	337	47	0.140	0.67	
20.161	3687	172	0.047	2.46	
24.951	643	50	0.078	0.71	
27.405	557	61	0.109	0.87	
28.271	1797	83	0.046	1.18	
29.961	315	58	0.184	0.83	
30.635	320	39	0.122	0.55	
31.301	912	53	0.058	0.75	
32.968	596	48	0.081	0.68	
33.325	2247	87	0.039	1.24	
34.818	1690	64	0.038	0.91	
	139904	6977		100.000	

Total unknown % height = 11.66

Data File: \\Terastation\share\GCdata\LC10.I\03082010.B\A-000038.D\A-000038.D
Date : 09-MAR-2010 20:26
Client ID:
Sample Info: LV2EH1A4 0063129 A0B240490-11:0
Volume Injected (uL): 500.0
Column phase: SYNERGI HYDRORP C18

Instrument: LC10.i
Operator: NS
Column diameter: 4.60

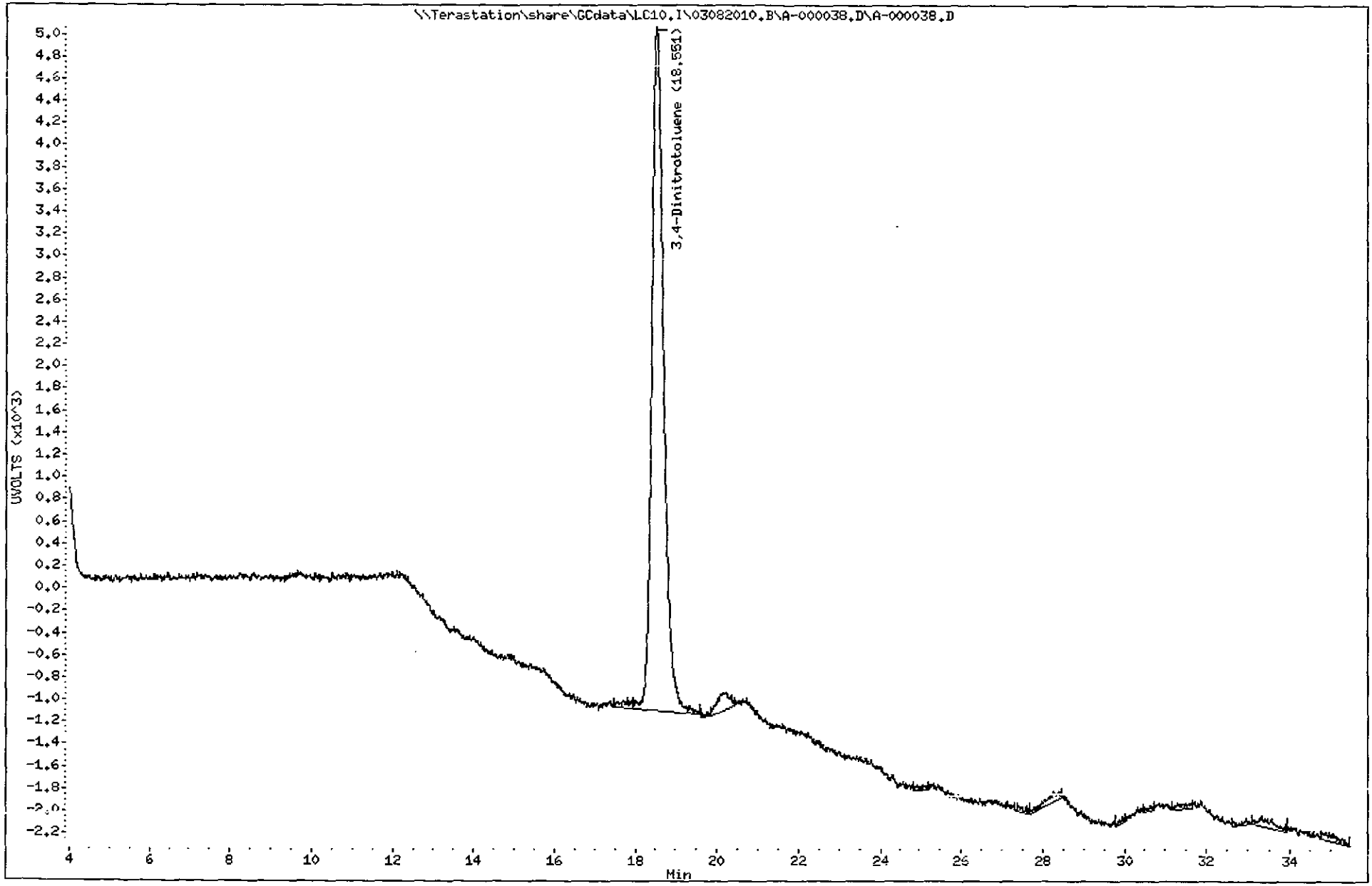

3217

North Canton

TestAmerica West Sacramento

A-000039.D

Chromatography Summary

Injection Date: 3/9/2010 21:14 **Operator:** NS

DataFile: LC10 I\03082010.B\A-000039.D **Vial Num:** 42

Instrument ID: LC10

Method 8330 Target Analyte Results

Sample : **LV2EJ1A5 0063129 A0B240490-12**

Method File: LC10 I\03082010.B\8330AB.M

Start Cal Date: 3/1/2010 17 59 **End Cal Date:** 3/1/2010 23:38

Dilution Factor	Extract Volume	Sample Volume	Sample Weight
1X	80 mL	0 mL	10.34 g

Matrix: SOIL **SubList:** SOLIDBQSM.sub **SpikeList:**

Samp. Info: LV2 EJ1A5 0063129 A0B240490-12;0

Misc. Info: ;;;10 34;80;2;SOLIDBQSM.sub, ,0;1

	Synergi Hydro-RP C18(250nm-265nm)					Synergi Hydro-RP C18(358nm-205nm)							
Compound Name	RT	Diff	Response	Conc (ug/Kg)	Flag	RT	Diff	Response	Conc (ug/Kg)	Flag	MDL	RL	Flag
3,4-Dinitrotoluene	18.55	-0.010	3219	516.5000<		18.55	0.022	6160	488.2000		0.0000	0.00	
HMX											11 7021	233 83	
RDX											11.6054	233.83	
Picric ACID											96.7118	935.32	
1,3,5-Trinitrobenzene											9.6712	233.83	
1,3-Dinitrobenzene											4.0619	233.83	
TETRYL											9.6712	233.83	
Nitrobenzene											17.0213	233.83	
2,4,6-Trinitrotoluene											18.7621	233.83	
4-AM-2,6-DNT											9 6712	233.83	
2-AM-4,6-DNT											12.0890	280.60	
2,6-Dinitrotoluene	20.75	-0.073	81	1[illegible].0700<							7.0600	233.83	45
2,4-Dinitrotoluene											5.1257	233.83	
2-Nitrotoluene											12.5725	233.83	
4-Nitrotoluene											17 6015	467.66	
3-Nitrotoluene											14.9903	233.83	
Nitroglycerin											14.5068	467.66	
PETN											24.1780	467.66	
3,5-Dinitroaniline											8.5106	1215.91	

not cont. m 3/10/10

Surrogates:	Spiked	Recovered	%Rec	Spiked	Recovered	%Rec	Limits
3,4-Dinitrotoluene	483.5590	516.5000	107	483.5590	488.2000	101	(81-127)

Notes:
M = Manually Integrated
D = Operator Disabled Result
O = Over Calibration Range

Signals Differ by More Than 40%
Signals Differ by More Than 50%

Printed: 3/10/2010 10:56 AM

Test America West Sacramento

Method 8330

Data file : \\Terastation\share\GCdata\LC10.I\03082010.B\A-000039.D
Lab Smp Id: LV2EJ1A5 0063129 A
Inj Date : 09-MAR-2010 21:14
Operator : NS Inst ID: LC10.i
Smp Info : LV2EJ1A5 0063129 A0B240490-12;0
Misc Info : ;;;10.34;80;2;SOLIDBQSM.sub; ;0;1
Comment : SOP SAC-LC-0009
Method : \\Terastation\share\GCdata\LC10.I\03082010.B\8330AB.m
Meth Date : 09-Mar-2010 19:33 tap Quant Type: AREA%
Cal Date : 01-MAR-2010 23:38 Cal File: A-000017.d
Als bottle: 42
Dil Factor: 1.00000
Integrator: Falcon+ Compound Sublist: SOLIDBQSM.sub
Target Version: 4.14
Processing Host: SACP307HPLC

Concentration Formula: Amt * DF * Uf*Vt / Ws * CpndVariable

Name	Value	Description
DF	1.000	Dilution Factor
Uf	1.000	Unit Correction Factor
Vt	80.000	Volume of final extract (mL)(1000 low, 2
Ws	10.340	Weight of sample extracted (g)
Cpnd Variable		Local Compound Variable

RT	AREA	HEIGHT	HT/AREA	% HEIGHT		COMPOUNDS
4.907	3044	265	0.087	4.47		
5.571	3591	156	0.043	2.63		
9.057	58	21	0.360	0.35		
9.337	3946	165	0.042	2.78		
9.934	725	108	0.149	1.82		
10.154	4936	279	0.057	4.70		
11.454	4581	249	0.054	4.20		
13.997	853	45	0.053	0.75		
15.457	964	51	0.053	0.86		
17.477	942	55	0.058	0.92		
18.551	66864	3219	0.048	54.38	$ 1	3,4-Dinitrotoluene
19.531	26131	806	0.031	13.59		
20.747	1767	81	0.046	1.36	15	2,6-Dinitrotoluene
26.304	234	55	0.235	0.92		
31.827	13932	372	0.027	6.27		
	132568	5927		100.000		

Total unknown % height = 44.26

Data File: \\Terastation\share\GCdata\LC10.I\03082010.B\A-000039.D

Page 2

Date : 09-MAR-2010 21:14

Client ID:

Instrument: LC10.i

Sample Info: LV2EJ1A5 0063129 A0B240490-12:0

Volume Injected (uL): 500.0

Operator: NS

Column phase: SYNERGI HYDRORP C18

Column diameter: 4.60

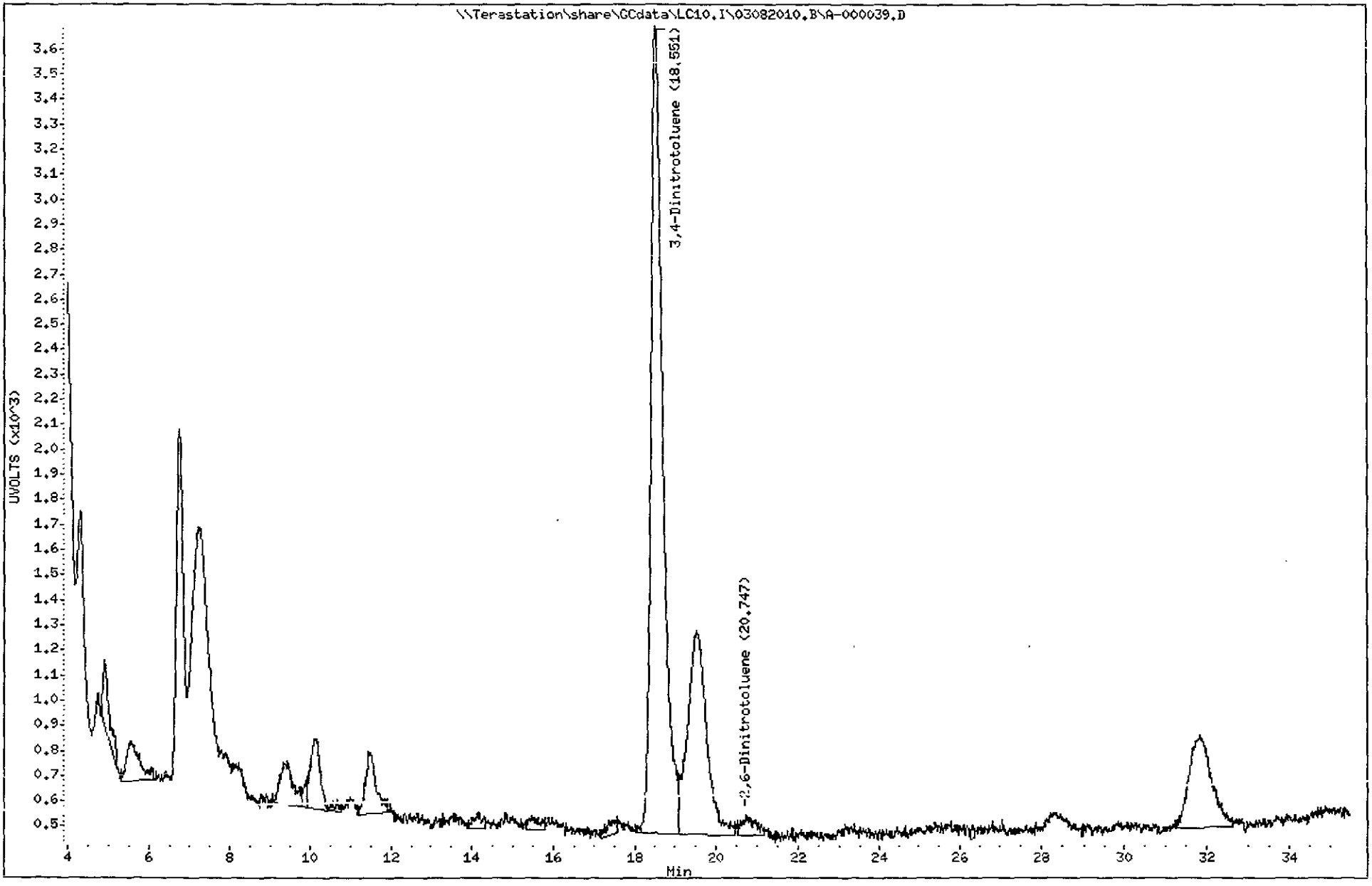

3220

North Canton

Test America West Sacramento

Method 8330

Data file : \\Terastation\share\GCdata\LC10.I\03082010.B\A-000039.D\A-000039
Lab Smp Id: LV2EJ1A5 0063129 A
Inj Date : 09-MAR-2010 21:14
Operator : NS Inst ID: LC10.i
Smp Info : LV2EJ1A5 0063129 A0B240490-12;0
Misc Info : ;;;10.34;80;2;SOLIDBQSM.sub; ;0;1
Comment : SOP SAC-LC-0009
Method : \\Terastation\share\GCdata\LC10.I\03082010.B\8330AB.M\83302.m
Meth Date : 09-Mar-2010 19:33 tap Quant Type: AREA%
Cal Date : 01-MAR-2010 23:38 Cal File: A-000017.d
Als bottle: 42
Dil Factor: 1.00000
Integrator: Falcon+ Compound Sublist: SOLIDBQSM.sub
Target Version: 4.14
Processing Host: SACP307HPLC

Concentration Formula: Amt * DF * Uf*Vt / Ws * CpndVariable

Name	Value	Description
DF	1.000	Dilution Factor
Uf	1.000	Unit Correction Factor
Vt	80.000	Volume of final extract (mL)(1000 low, 2
Ws	10.340	Weight of sample extracted (g)
Cpnd Variable		Local Compound Variable

RT	AREA	HEIGHT	HT/AREA	% HEIGHT	COMPOUNDS
10.954	2844	180	0.063	2.08	
13.604	5640	318	0.056	3.68	
14.161	2708	182	0.067	2.10	
15.507	11280	316	0.028	3.66	
18.554	143980	6160	0.043	71.49	$ 1 3,4-Dinitrotoluene
20.037	1628	95	0.058	1.10	
20.761	4632	142	0.031	1.64	
23.211	2416	115	0.048	1.33	
24.874	265	52	0.196	0.60	
27.941	480	45	0.094	0.52	
28.251	6876	160	0.023	1.85	
30.347	2032	70	0.034	0.81	
30.747	1185	53	0.045	0.61	
31.047	701	50	0.071	0.57	
31.747	5391	180	0.033	2.08	
32.721	581	49	0.084	0.56	
34.974	17902	459	0.026	5.32	
	210541	8626		100.000	

Total unknown % height = 28.51

Data File: \\Terastation\share\GCdata\LC10.I\03082010.B\A-000039.D\A-000039.D
Date : 09-MAR-2010 21:14
Client ID:
Sample Info: LV2EJ1A5 0063129 A0B240490-12:0
Volume Injected (uL): 500.0
Column phase: SYNERGI HYDRORP C18

Instrument: LC10.i
Operator: NS
Column diameter: 4.60

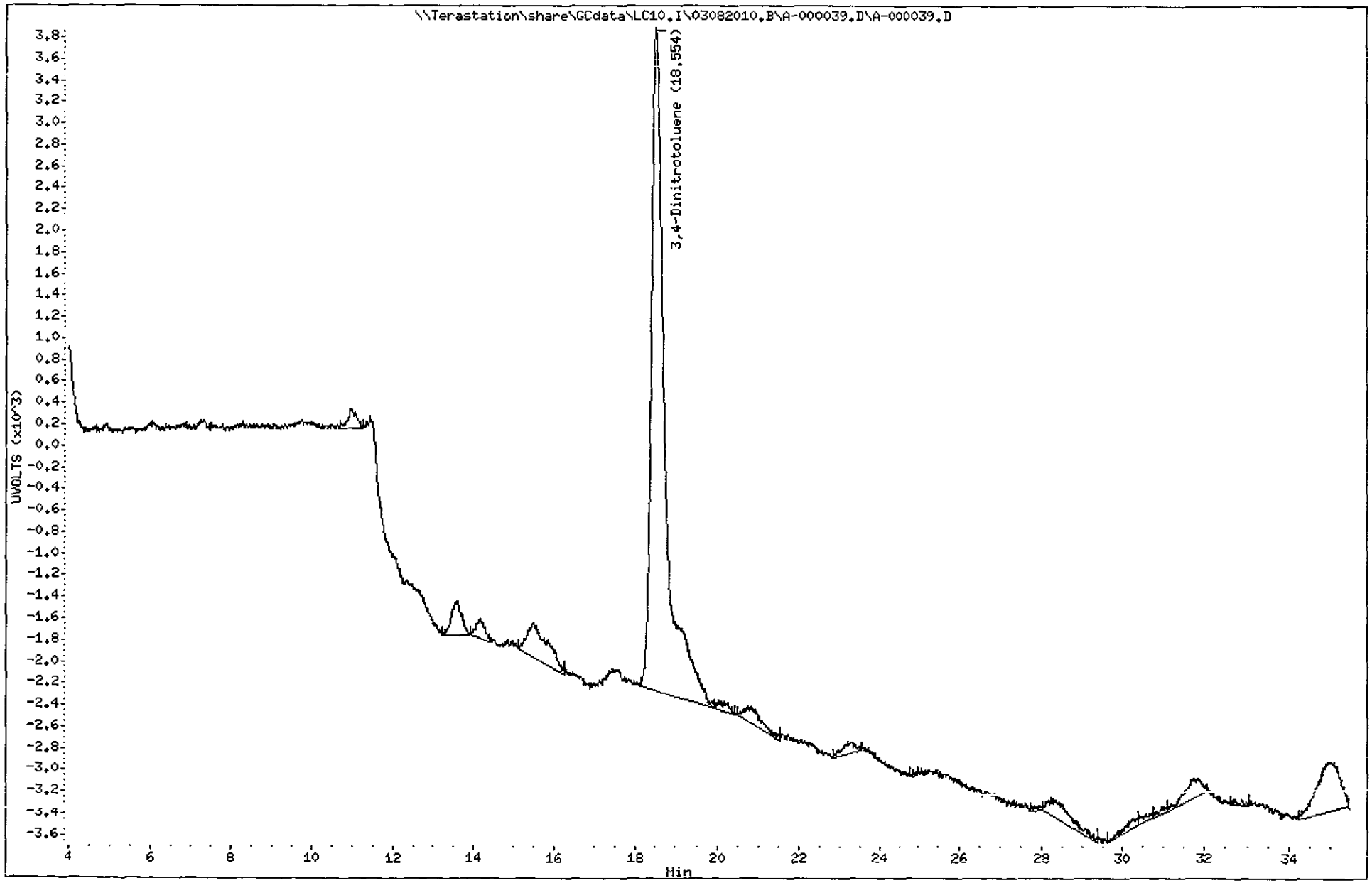

3222
North Canton

TestAmerica West Sacramento

A-000040.D

Chromatography Summary

Injection Date: 3/9/2010 22:03 **Operator:** NS

DataFile: LC10.I\03082010.B\A-000040.D **Vial Num:** 43

Instrument ID: LC10

Method 8330 Target Analyte Results

Sample : **LV2FA1AG 0063129 A0B240490-13**

Method File: LC10.I\03082010.B\8330AB.M

Start Cal Date: 3/1/2010 17:59 **End Cal Date:** 3/1/2010 23:38

Dilution Factor	Extract Volume	Sample Volume	Sample Weight
1X	80 mL	0 mL	10.09 g

Matrix: SOIL **SubList:** SOLIDBQSM.sub **SpikeList:**

Samp. Info: LV2FA1AG 0063129 A0B240490-13;0

Misc. Info: ;;;10 09;80,2;SOLIDBQSM sub; ;0;1

	Synergi Hydro-RP C18(250nm-265nm)					Synergi Hydro-RP C18(358nm-205nm)							
Compound Name	RT	Diff	Response	Conc (ug/Kg)	Flag	RT	Diff	Response	Conc (ug/Kg)	Flag	MDL	RL	Flag
3,4-Dinitrotoluene	**18.55**	**-0.010**	**3195**	**525.3000<**		**18.55**	**0.018**	**6155**	**499.9000**		**0.0000**	**0.00**	
HMX											11.9921	245.56	
RDX											11.8930	245.56	
Picric ACID											99.1080	982.24	
1,3,5-Trinitrobenzene	10.63	0.056	230	11.3400<							9.9108	245.56	45
1,3-Dinitrobenzene											4.1625	245.56	
TETRYL											9.9108	245.56	
Nitrobenzene											17.4430	245.56	
2,4,6-Trinitrotoluene											19.2270	245.56	
4-AM-2,6-DNT											9.9108	245.56	
2-AM-4,6-DNT											12.3885	294.67	
2,6-Dinitrotoluene											7.2349	245.56	
2,4-Dinitrotoluene											5.2527	245.56	
2-Nitrotoluene											12.8840	245.56	
4-Nitrotoluene											18.0377	491.12	
3-Nitrotoluene											15.3617	245.56	
Nitroglycerin											14.8662	491.12	
PETN											24.7770	491.12	
3,5-Dinitroaniline											8.7215	1276.91	

not cnts

mr 3/10/10

✓

Surrogates:	Spiked	Recovered	%Rec	Spiked	Recovered	%Rec	Limits
3,4-Dinitrotoluene	**495.5401**	**525.3000**	**106**	**495.5401**	**499.9000**	**101**	**(81-127)**

Notes:
M = Manually Integrated
D = Operator Disabled Result
O = Over Calibration Range

Signals Differ by More Than 40%
Signals Differ by More Than 50%

Printed: 3/10/2010 10:56 AM

Test America West Sacramento

Method 8330

Data File : \\Terastation\share\GCdata\LC10.I\03082010.B\A-000040.D
Lab Smp Id: LV2FA1AG 0063129 A
Inj Date : 09-MAR-2010 22:03
Operator : NS Inst ID: LC10.i
Smp Info : LV2FA1AG 0063129 A0B240490-13;0
Misc Info : ;;;10.09;80;2;SOLIDBQSM.sub; ;0;1
Comment : SOP SAC-LC-0009
Method : \\Terastation\share\GCdata\LC10.I\03082010.B\8330AB.m
Meth Date : 09-Mar-2010 19:33 tap Quant Type: AREA%
Cal Date : 01-MAR-2010 23:38 Cal File: A-000017.d
Als bottle: 43
Dil Factor: 1.00000
Integrator: Falcon+ Compound Sublist: SOLIDBQSM.sub
Target Version: 4.14
Processing Host: SACP307HPLC

Concentration Formula: Amt * DF * Uf*Vt / Ws * CpndVariable

Name	Value	Description
DF	1.000	Dilution Factor
Uf	1.000	Unit Correction Factor
Vt	80.000	Volume of final extract (mL)(1000 low, 2
Ws	10.090	Weight of sample extracted (g)
Cpnd Variable		Local Compound Variable

RT	AREA	HEIGHT	HT/AREA	% HEIGHT		COMPOUNDS
5.500	595	102	0.171	1.86		
5.597	1799	136	0.076	2.48		
6.407	1896	154	0.081	2.81		
8.194	1349	110	0.082	2.00		
9.274	248	29	0.117	0.52		
9.534	2541	173	0.068	3.15		
10.154	9442	586	0.062	10.70		
10.630	3491	230	0.066	4.20		6 1,3,5-Trinitrobenze
12.697	950	47	0.049	0.85		
15.370	152	34	0.224	0.62		
17.390	3716	162	0.044	2.95		
18.550	63611	3195	0.050	58.44	$	1 3,4-Dinitrotoluene
19.534	796	57	0.072	1.04		
20.190	314	35	0.112	0.63		
24.027	245	49	0.200	0.89		
25.407	710	45	0.063	0.82		
27.807	231	39	0.169	0.71		
28.294	3440	118	0.034	2.15		
29.427	338	44	0.130	0.80		
32.270	319	44	0.138	0.80		
33.127	239	42	0.176	0.76		
33.507	346	45	0.130	0.82		
	96767	5476		100.000		

Total unknown % height = 37.36

Data File: \\Terastation\share\GCdata\LC10.I\03082010.B\A-000040.D
Date : 09-MAR-2010 22:03
Client ID:
Sample Info: LV2FA1AG 0063129 A0B240490-13:0
Volume Injected (uL): 500.0
Column phase: SYNERGI HYDRORP C18

Instrument: LC10.1
Operator: NS
Column diameter: 4.60

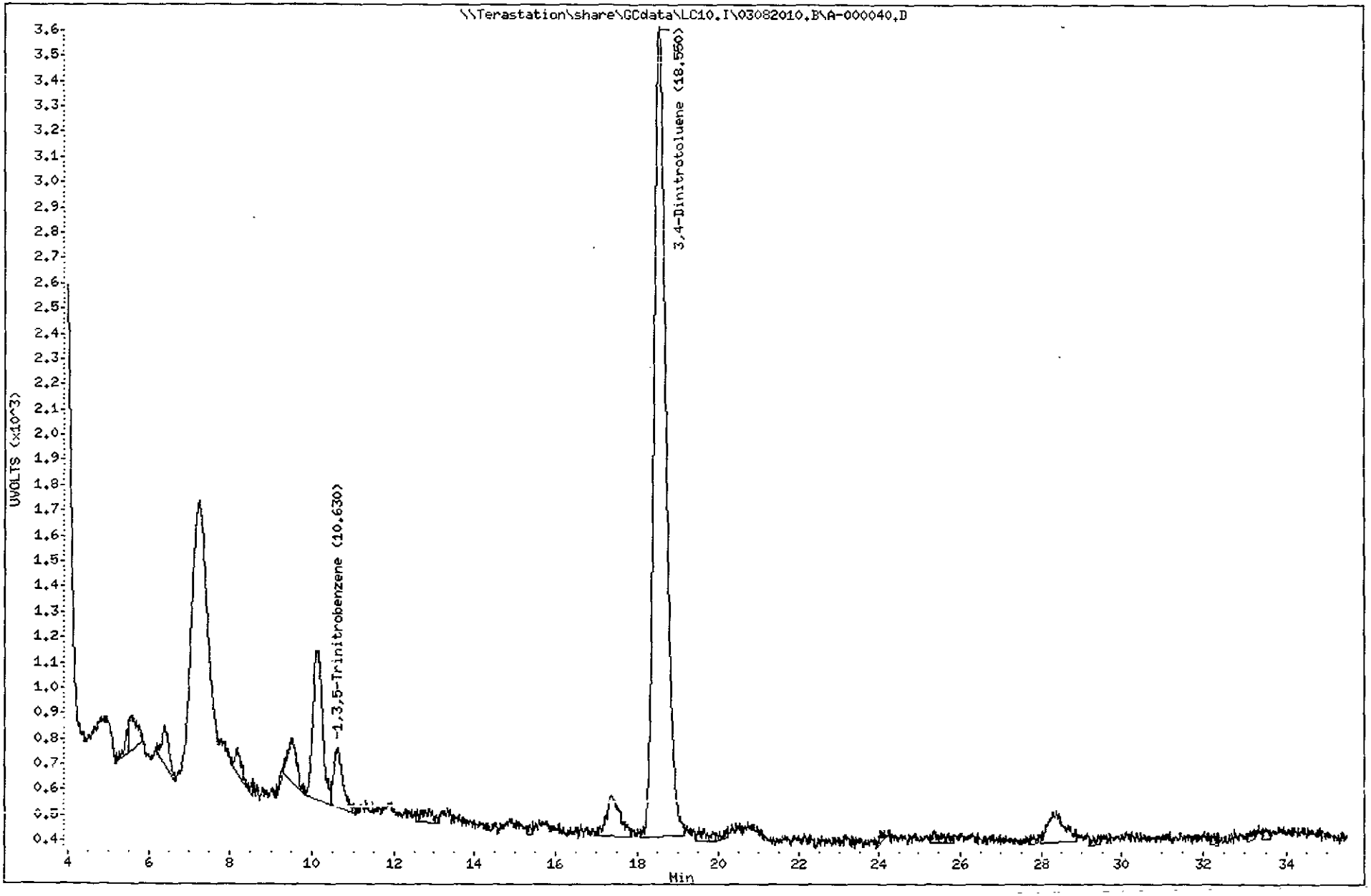

3225
North Canton

Test America West Sacramento

Method 8330

Data File : \\Terastation\share\GCdata\LC10.I\03082010.B\A-000040.D\A-000040
Lab Smp Id: LV2FA1AG 0063129 A
Inj Date : 09-MAR-2010 22:03
Operator : NS Inst ID: LC10.i
Smp Info : LV2FA1AG 0063129 A0B240490-13;0
Misc Info : ;;;10.09;80;2;SOLIDBQSM.sub; ;0;1
Comment : SOP SAC-LC-0009
Method : \\Terastation\share\GCdata\LC10.I\03082010.B\8330AB.M\83302.m
Meth Date : 09-Mar-2010 19:33 tap Quant Type: AREA%
Cal Date : 01-MAR-2010 23:38 Cal File: A-000017.d
Als bottle: 43
Dil Factor: 1.00000
Integrator: Falcon+ Compound Sublist: SOLIDBQSM.sub
Target Version: 4.14
Processing Host: SACP307HPLC

Concentration Formula: Amt * DF * Uf*Vt / Ws * CpndVariable

Name	Value	Description
DF	1.000	Dilution Factor
Uf	1.000	Unit Correction Factor
Vt	80.000	Volume of final extract (mL)(1000 low, 2
Ws	10.090	Weight of sample extracted (g)
Cpnd Variable		Local Compound Variable

RT	AREA	HEIGHT	HT/AREA	% HEIGHT	COMPOUNDS
17.400	4904	203	0.041	2.56	
18.550	124865	6155	0.049	77.89	$ 1 3,4-Dinitrotoluene
20.154	15988	308	0.019	3.89	
21.864	1546	68	0.044	0.85	
25.360	2570	93	0.036	1.17	
26.780	746	34	0.046	0.42	
27.424	843	54	0.064	0.68	
27.807	599	100	0.167	1.26	
28.290	12401	285	0.023	3.60	
30.064	656	41	0.063	0.51	
30.254	1337	87	0.065	1.09	
30.484	572	91	0.159	1.15	
30.940	2554	84	0.033	1.06	
32.777	298	70	0.235	0.88	
33.034	637	77	0.121	0.97	
33.334	2848	113	0.040	1.42	
34.794	196	48	0.244	0.60	
	173562	7911		100.000	

Total unknown % height = 22.11

Data File: \\Terastation\share\GCdata\LC10.I\03082010.B\A-000040.D\A-000040.D
Date : 09-MAR-2010 22:03
Client ID:
Sample Info: LV2FA1AC 0063129 A0B240490-13:0
Volume Injected (uL): 500.0
Column phase: SYNERGI HYDRORP C18

Instrument: LC10.i
Operator: NS
Column diameter: 4.60

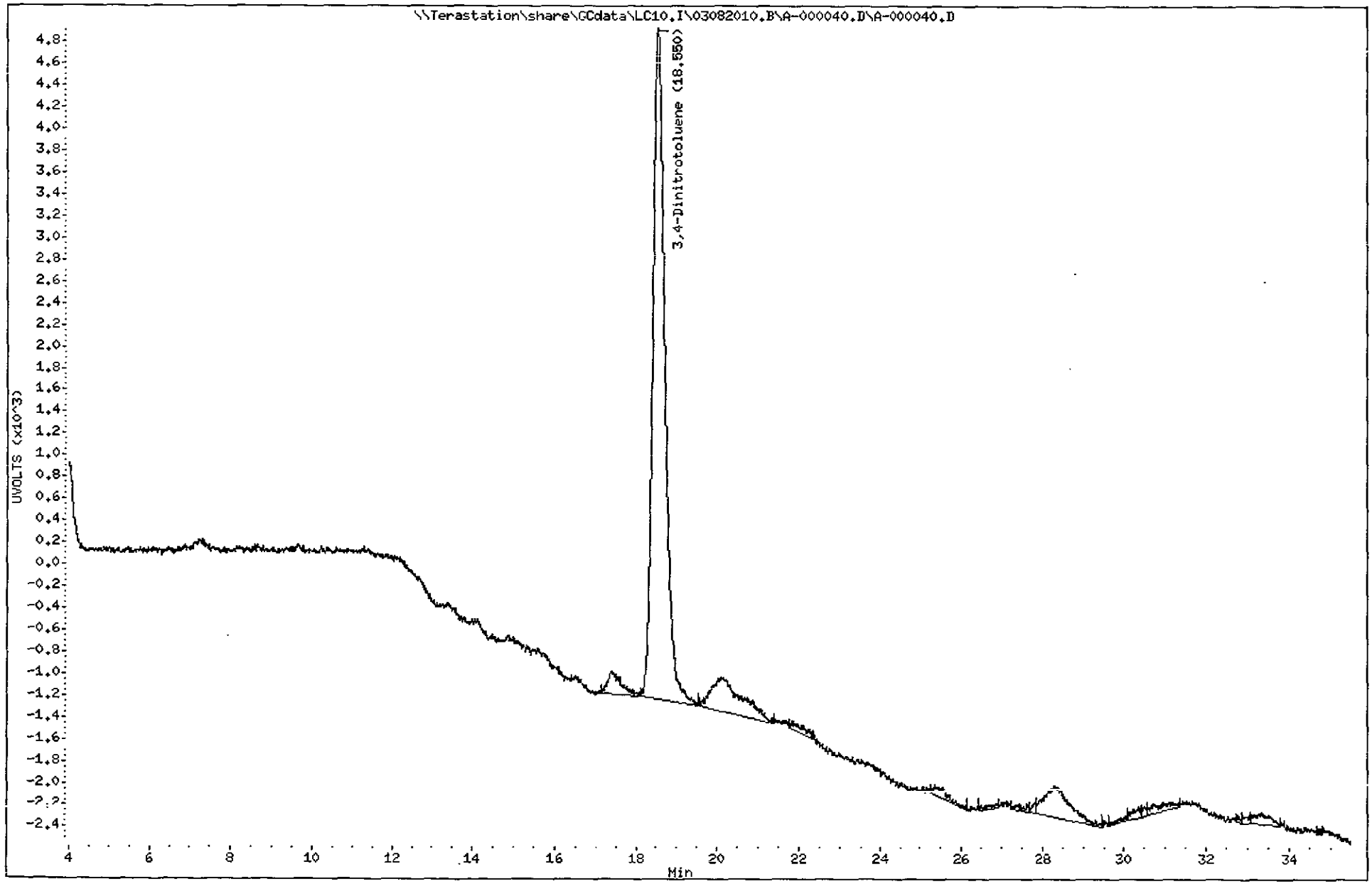

3227
North Canton

TestAmerica West Sacramento

A-000041.D

Chromatography Summary

Injection Date: 3/9/2010 22:51 **Operator:** NS

DataFile: LC10 I\03082010.B\A-000041 D **Vial Num:** 44

Instrument ID: LC10

Method 8330 Target Analyte Results

Sample : **LV2FD1AN 0063129 A0B240490-14**

Method File: LC10.I\03082010.B\8330AB.M

Start Cal Date: 3/1/2010 17:59 **End Cal Date:** 3/1/2010 23:38

Dilution Factor	Extract Volume	Sample Volume	Sample Weight
1X	80 mL	0 mL	10.15 g

Matrix: SOIL **SubList:** SOLIDBQSM.sub **SpikeList:**

Samp. Info: LV2FD1AN 0063129 A0B240490-14;0

Misc. Info: ;;;10.15;80;2;SOLIDBQSM.sub; ,0,1

	Synergi Hydro-RP C18(250nm-265nm)					Synergi Hydro-RP C18(358nm-205nm)							
Compound Name	RT	Diff	Response	Conc (ug/Kg)	Flag	RT	Diff	Response	Conc (ug/Kg)	Flag	MDL	RL	Flag
3,4-Dinitrotoluene	18.56	-0.002	3219	526.1000<		18.55	0.020	6131	495.0000		0.0000	0.00	
HMX											11.9212	242.67	
RDX											11.8227	242.67	
Picric ACID											98.5222	970.66	
1,3,5-Trinitrobenzene											9.8522	242.67	
1,3 Dinitrobenzene											4.1379	242.67	
TETRYL											9.8522	242.67	
Nitrobenzene											17.3399	242.67	
2,4,6 Trinitrotoluene											19.1133	242.67	
4-AM-2,6-DNT											9.8522	242.67	
2-AM-4,6-DNT											12.3153	291.20	
2,6-Dinitrotoluene											7.1921	242.67	
2,4-Dinitrotoluene											5.2217	242.67	
2-Nitrotoluene											12.8079	242.67	
4-Nitrotoluene											17.9310	485.33	
3-Nitrotoluene											15.2709	242.67	
Nitroglycerin											14.7783	485.33	
PETN											24.6305	485.33	
3,5-Dinitroaniline											8.6700	1261.86	

mr 3/10/10

✓

Surrogates:	Spiked	Recovered	%Rec		Spiked	Recovered	%Rec	Limits
3,4-Dinitrotoluene	492.6108	526.1000	107		492.6108	495.0000	100	(81-127)

Notes:
- M = Manually Integrated
- D = Operator Disabled Result
- O = Over Calibration Range

Signals Differ by More Than 40%

Signals Differ by More Than 50%

Printed: 3/10/2010 10:57 AM

Test America West Sacramento

Method 8330

Data File : \\Terastation\share\GCdata\LC10.I\03082010.B\A-000041.D
Lab Smp Id: LV2FD1AN 0063129 A
Inj Date : 09-MAR-2010 22:51
Operator : NS Inst ID: LC10.i
Smp Info : LV2FD1AN 0063129 A0B240490-14;0
Misc Info : ;;;10.15;80;2;SOLIDBQSM.sub; ;0;1
Comment : SOP SAC-LC-0009
Method : \\Terastation\share\GCdata\LC10.I\03082010.B\8330AB.m
Meth Date : 09-Mar-2010 19:33 tap Quant Type: AREA%
Cal Date : 01-MAR-2010 23:38 Cal File: A-000017.d
Als bottle: 44
Dil Factor: 1.00000
Integrator: Falcon+ Compound Sublist: SOLIDBQSM.sub
Target Version: 4.14
Processing Host: SACP307HPLC

Concentration Formula: Amt * DF * Uf*Vt / Ws * CpndVariable

Name	Value	Description
DF	1.000	Dilution Factor
Uf	1.000	Unit Correction Factor
Vt	80.000	Volume of final extract (mL)(1000 low, 2
Ws	10.150	Weight of sample extracted (g)
Cpnd Variable		Local Compound Variable

RT	AREA	HEIGHT	HT/AREA	% HEIGHT	COMPOUNDS
5.552	4262	146	0.034	3.18	
9.259	226	36	0.159	0.78	
9.449	687	39	0.057	0.85	
10.156	9399	639	0.068	13.93	
15.799	199	42	0.211	0.91	
17.416	1894	99	0.052	2.15	
18.559	65470	3219	0.049	70.29	$ 1 3,4-Dinitrotoluene
22.466	545	45	0.083	0.98	
28.332	4902	142	0.029	3.09	
29.509	140	36	0.256	0.78	
30.569	636	53	0.083	1.15	
31.029	572	38	0.066	0.82	
31.619	296	50	0.169	1.09	
	89229	4584		100.000	

Total unknown % height = 29.71

Data File: \\Terastation\share\GCdata\LC10.I\03082010.B\A-000041.D
Date : 09-MAR-2010 22:51
Client ID:
Sample Info: LV2FD1AN 0063129 A0B240490-14:0
Volume Injected (uL): 500.0
Column phase: SYNERGI HYDRORP C18

Instrument: LC10.i
Operator: NS
Column diameter: 4.60

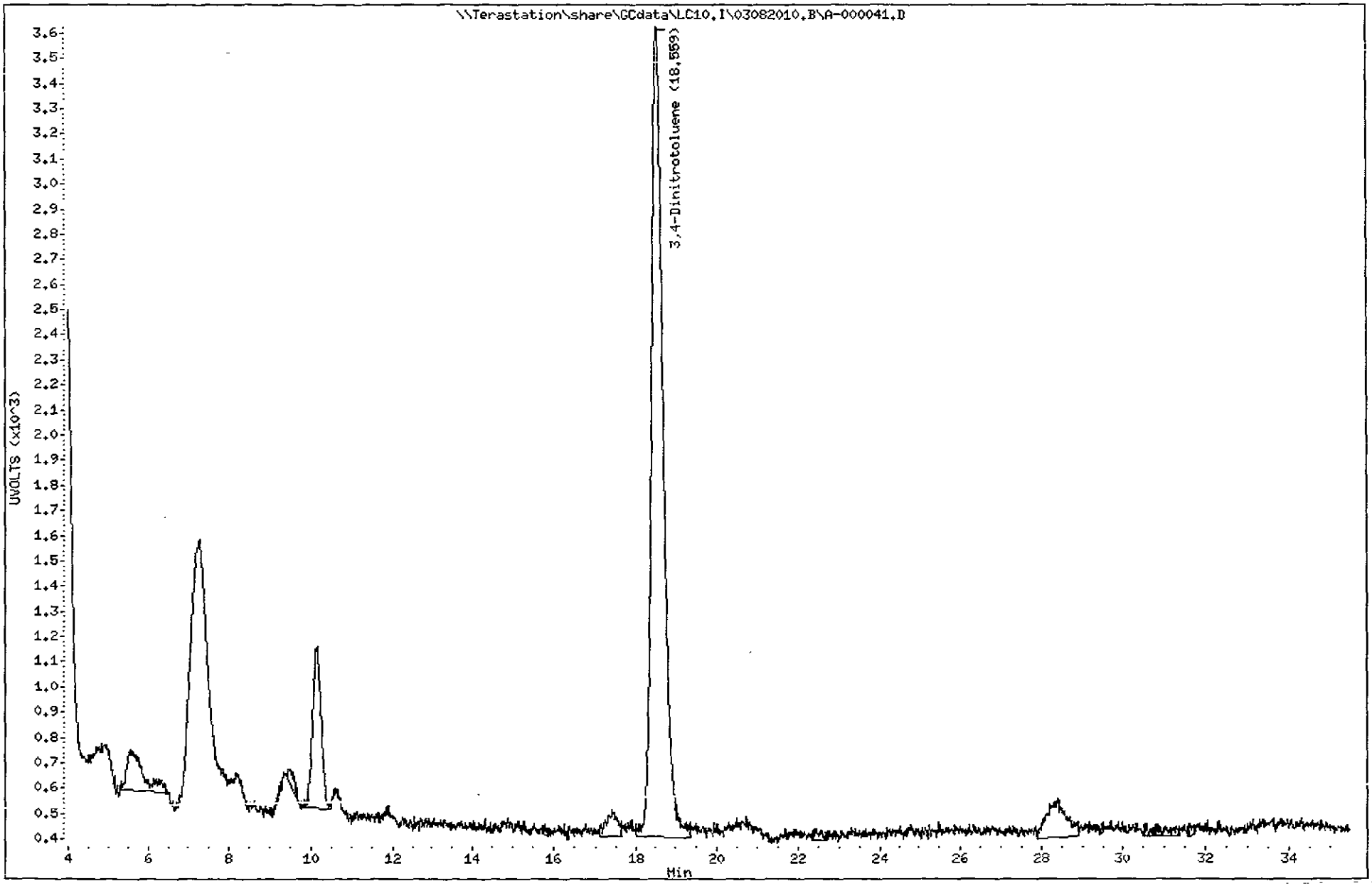

3230
North Canton

Test America West Sacramento

Method 8330

Data File : \\Terastation\share\GCdata\LC10.I\03082010.B\A-000041.D\A-000041
Lab Smp Id: LV2FD1AN 0063129 A
Inj Date : 09-MAR-2010 22:51
Operator : NS Inst ID: LC10.i
Smp Info : LV2FD1AN 0063129 A0B240490-14;0
Misc Info : ;;;10.15;80;2;SOLIDBQSM.sub; ;0;1
Comment : SOP SAC-LC-0009
Method : \\Terastation\share\GCdata\LC10.I\03082010.B\8330AB.M\83302.m
Meth Date : 09-Mar-2010 19:33 tap Quant Type: AREA%
Cal Date : 01-MAR-2010 23:38 Cal File: A-000017.d
Als bottle: 44
Dil Factor: 1.00000
Integrator: Falcon+ Compound Sublist: SOLIDBQSM.sub
Target Version: 4.14
Processing Host: SACP307HPLC

Concentration Formula: Amt * DF * Uf*Vt / Ws * CpndVariable

Name	Value	Description
DF	1.000	Dilution Factor
Uf	1.000	Unit Correction Factor
Vt	80.000	Volume of final extract (mL)(1000 low, 2
Ws	10.150	Weight of sample extracted (g)
Cpnd Variable		Local Compound Variable

RT	AREA	HEIGHT	HT/AREA	% HEIGHT	COMPOUNDS
18.552	123414	6131	0.050	84.79	$ 1 3,4-Dinitrotoluene
20.176	10441	306	0.029	4.22	
21.676	808	74	0.092	1.02	
24.736	743	60	0.081	0.82	
25.402	3893	111	0.029	1.53	
28.256	9328	239	0.026	3.30	
29.666	308	55	0.179	0.76	
30.276	320	37	0.115	0.51	
30.579	319	31	0.097	0.42	
30.882	635	59	0.093	0.81	
31.132	519	45	0.087	0.62	
33.139	2557	87	0.034	1.20	
	153286	7235		100.000	

Total unknown % height = 15.21

Data File: \\Terastation\share\GCdata\LC10.I\03082010.B\A-000041.D\A-000041.D
Date : 09-MAR-2010 22:51
Client ID:
Sample Info: LV2FD1AN 0063129 A0B240490-14:0
Volume Injected (uL): 500.0
Column phase: SYNERGI HYDRORP C18

Instrument: LC10.i
Operator: NS
Column diameter: 4.60

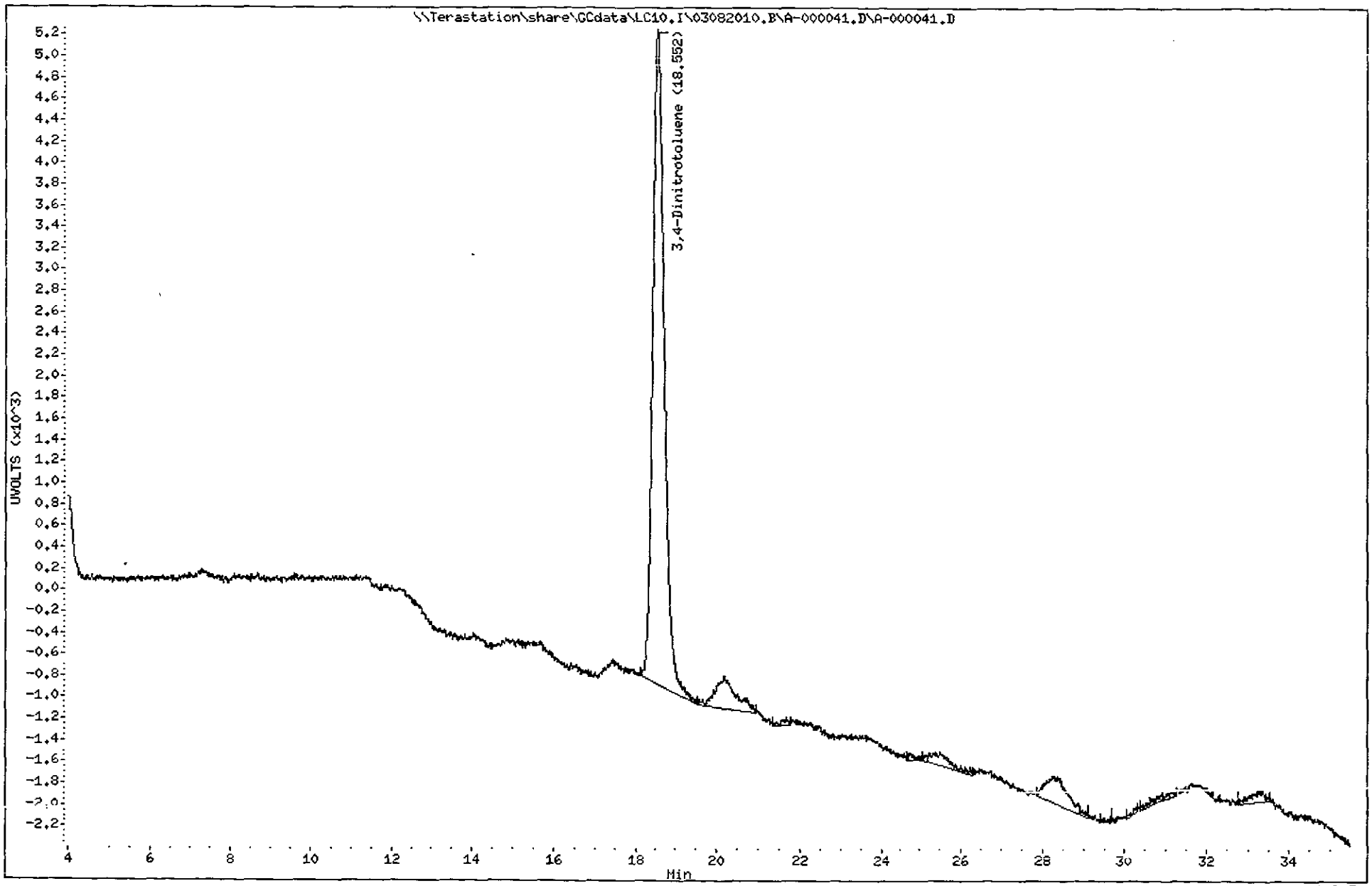

3232
North Canton

TestAmerica West Sacramento

A-000042.D

Chromatography Summary

Injection Date: 3/9/2010 23:40 **Operator:** NS

DataFile: LC10.I\03082010.B\A-000042.D **Vial Num:** 45

Method 8330 Target Analyte Results

Instrument ID: LC10

Sample : **LV2FG1AV 0063129 A0B240490-15**

Method File: LC10.I\03082010.B\8330AB.M

Start Cal Date: 3/1/2010 17:59 **End Cal Date:** 3/1/2010 23:38

Dilution Factor	Extract Volume	Sample Volume	Sample Weight
1X	80 mL	0 mL	10.23 g

Matrix: SOIL **SubList:** SOLIDBQSM.sub **SpikeList:**

Samp. Info: LV2FG1AV 0063129 A0B240490-15;0

Misc. Info: ;;;10 23;80;2;SOLIDBQSM.sub; ;0;1

	Synergi Hydro-RP C18(250nm-265nm)					Synergi Hydro-RP C18(358nm-205nm)							
Compound Name	RT	Diff	Response	Conc (ug/Kg)	Flag	RT	Diff	Response	Conc (ug/Kg)	Flag	MDL	RL	Flag
3,4-Dinitrotoluene	18.56	-0.004	3194	518.0000<		18.55	0.018	6076	486.7000		0.0000	0.00	
HMX	5.55	0.083	640	37.5700< not cont.							11.8280	238.88	45
RDX											11.7302	238.88	
Picric ACID											97.7517	955.54	
1,3,5-Trinitrobenzene											9.7752	238.88	
1,3-Dinitrobenzene											4.1056	238.88	
TETRYL	14.89	-0.127	148	13.1800< not cont							9.7752	238.88	45
Nitrobenzene											17.2043	238.88	
2,4,6-Trinitrotoluene											18.9638	238.88	
4-AM-2,6-DNT											9.7752	238.88	
2-AM-4,6-DNT											12.2190	286.66	
2,6-Dinitrotoluene											7.1359	238.88	
2,4-Dinitrotoluene											5.1808	238.88	
2-Nitrotoluene											12.7077	238.88	
4-Nitrotoluene											17.7908	477.77	
3-Nitrotoluene											15.1515	238.88	
Nitroglycerin											14.6628	477.77	
PETN											24.4379	477.77	
3,5-Dinitroaniline											8.6022	1242.20	

mr 3/10/10

Surrogates:	Spiked	Recovered	%Rec	Spiked	Recovered	%Rec	Limits
3,4-Dinitrotoluene	488.7586	518.0000	106	488.7586	486.7000	100	(81-127)

Notes:
M = Manually Integrated
D = Operator Disabled Result
O = Over Calibration Range

Signals Differ by More Than 40%
Signals Differ by More Than 50%

Printed: 3/10/2010 10:57 AM

Test America West Sacramento

Method 8330

Data File : \\Terastation\share\GCdata\LC10.I\03082010.B\A-000042.D
Lab Smp Id: LV2FG1AV 0063129 A
Inj Date : 09-MAR-2010 23:40
Operator : NS Inst ID: LC10.i
Smp Info : LV2FG1AV 0063129 A0B240490-15;0
Misc Info : ;;;10.23;80;2;SOLIDBQSM.sub; ;0;1
Comment : SOP SAC-LC-0009
Method : \\Terastation\share\GCdata\LC10.I\03082010.B\8330AB.m
Meth Date : 09-Mar-2010 19:33 tap Quant Type: AREA%
Cal Date : 01-MAR-2010 23:38 Cal File: A-000017.d
Als bottle: 45
Dil Factor: 1.00000
Integrator: Falcon+ Compound Sublist: SOLIDBQSM.sub
Target Version: 4.14
Processing Host: SACP307HPLC

Concentration Formula: Amt * DF * Uf*Vt / Ws * CpndVariable

Name	Value	Description
DF	1.000	Dilution Factor
Uf	1.000	Unit Correction Factor
Vt	80.000	Volume of final extract (mL)(1000 low, 2
Ws	10.230	Weight of sample extracted (g)
Cpnd Variable		Local Compound Variable

RT	AREA	HEIGHT	HT/AREA	% HEIGHT		COMPOUNDS
4.817	3916	211	0.054	3.39		
5.553	14960	640	0.043	10.30		2 HMX
8.230	3163	213	0.067	3.42		
9.420	10894	392	0.036	6.31		
10.130	13141	811	0.062	13.05		
11.047	65	11	0.170	0.17		
11.860	1817	127	0.070	2.04		
13.120	238	45	0.189	0.72		
14.887	3891	148	0.038	2.38		9 TETRYL
15.983	1878	88	0.047	1.41		
18.557	65642	3194	0.049	51.51	$	1 3,4-Dinitrotoluene
20.400	5252	120	0.023	1.93		
25.253	457	59	0.129	0.94		
28.133	480	59	0.123	0.94		
28.290	2619	93	0.036	1.49		
	128413	6211		100.000		

Total unknown % height = 35.81

Data File: \\Terastation\share\GCdata\LC10.I\03082010.B\A-000042.D
Date : 09-MAR-2010 23:40
Client ID:
Sample Info: LV2FG1AV 0063129 A0B240490-15:0
Volume Injected (uL): 500.0
Column phase: SYNERGI HYDRORP C18

Instrument: LC10.i
Operator: HS
Column diameter: 4.60

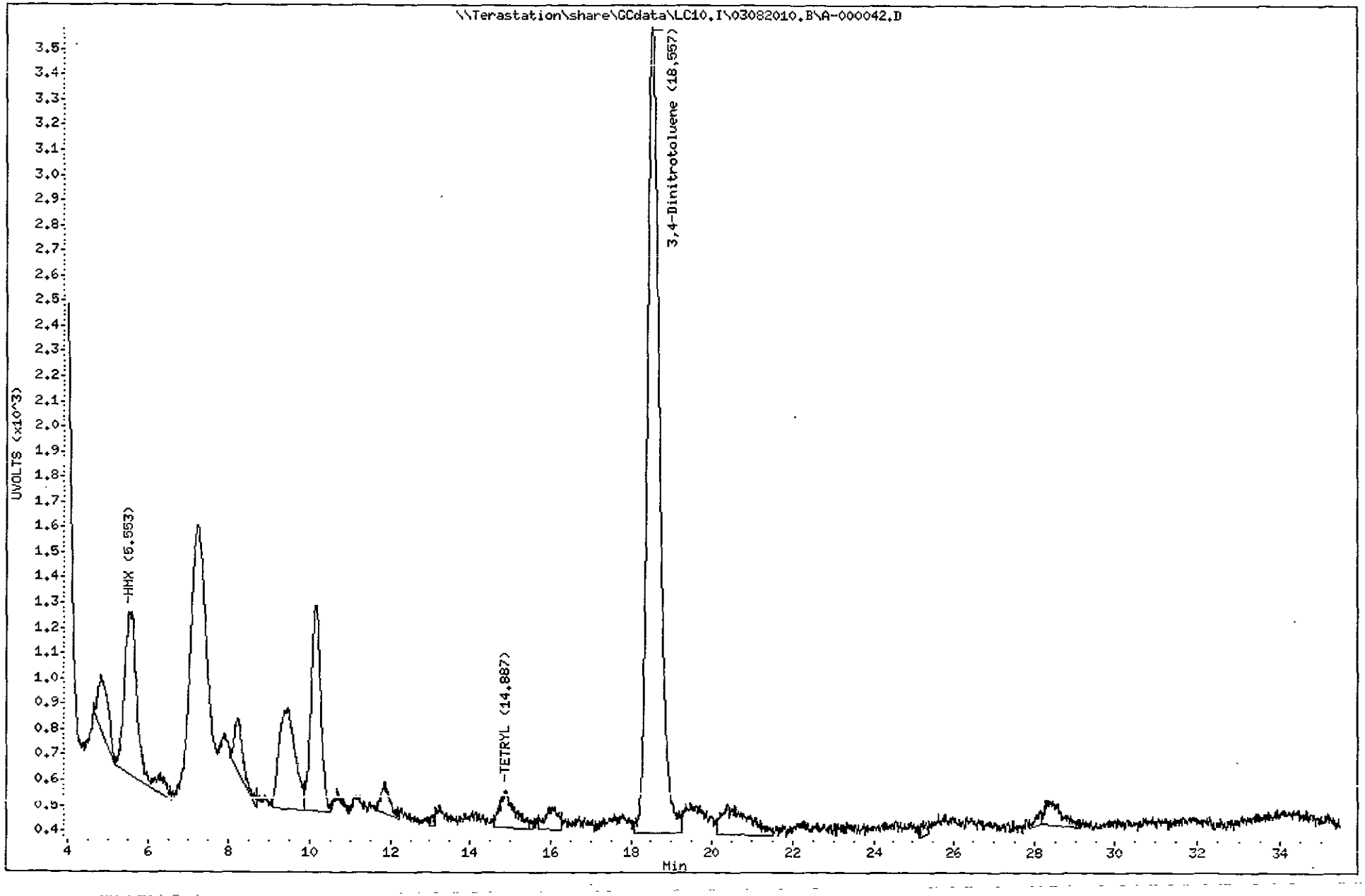

3235

North Canton

Test America West Sacramento

Method 8330

Data File : \\Terastation\share\GCdata\LC10.I\03082010.B\A-000042.D\A-000042
Lab Smp Id: LV2FG1AV 0063129 A
Inj Date : 09-MAR-2010 23:40
Operator : NS Inst ID: LC10.i
Smp Info : LV2FG1AV 0063129 A0B240490-15;0
Misc Info : ;;;10.23;80;2;SOLIDBQSM.sub; ;0;1
Comment : SOP SAC-LC-0009
Method : \\Terastation\share\GCdata\LC10.I\03082010.B\8330AB.M\83302.m
Meth Date : 09-Mar-2010 19:33 tap Quant Type: AREA%
Cal Date : 01-MAR-2010 23:38 Cal File: A-000017.d
Als bottle: 45
Dil Factor: 1.00000
Integrator: Falcon+ Compound Sublist: SOLIDBQSM.sub
Target Version: 4.14
Processing Host: SACP307HPLC

Concentration Formula: Amt * DF * Uf*Vt / Ws * CpndVariable

Name	Value	Description
DF	1.000	Dilution Factor
Uf	1.000	Unit Correction Factor
Vt	80.000	Volume of final extract (mL)(1000 low, 2
Ws	10.230	Weight of sample extracted (g)
Cpnd Variable		Local Compound Variable

RT	AREA	HEIGHT	HT/AREA	% HEIGHT	COMPOUNDS
14.093	7802	379	0.049	4.69	
14.887	15181	362	0.024	4.48	
18.550	121795	6076	0.050	75.25	$ 1 3,4-Dinitrotoluene
20.203	6939	202	0.029	2.50	
25.003	1142	69	0.060	0.85	
26.693	293	56	0.191	0.69	
26.880	336	40	0.119	0.49	
28.223	886	4	0.005	0.04	
30.570	2303	70	0.030	0.86	
30.927	1838	98	0.053	1.21	
31.847	24607	584	0.024	7.22	
33.127	1826	86	0.047	1.06	
34.933	1055	54	0.051	0.66	
	186002	8080		100.000	

Total unknown % height = 24.75

Data File: \\Terastation\share\GCdata\LC10.I\03082010.B\A-000042.D\A-000042.D
Date : 09-MAR-2010 23:40
Client ID:
Sample Info: LV2FG1AV 0063129 A0B240490-15:0
Volume Injected (uL): 500.0
Column phase: SYNERGI HYDRORP C18

Instrument: LC10.i
Operator: NS
Column diameter: 4.60

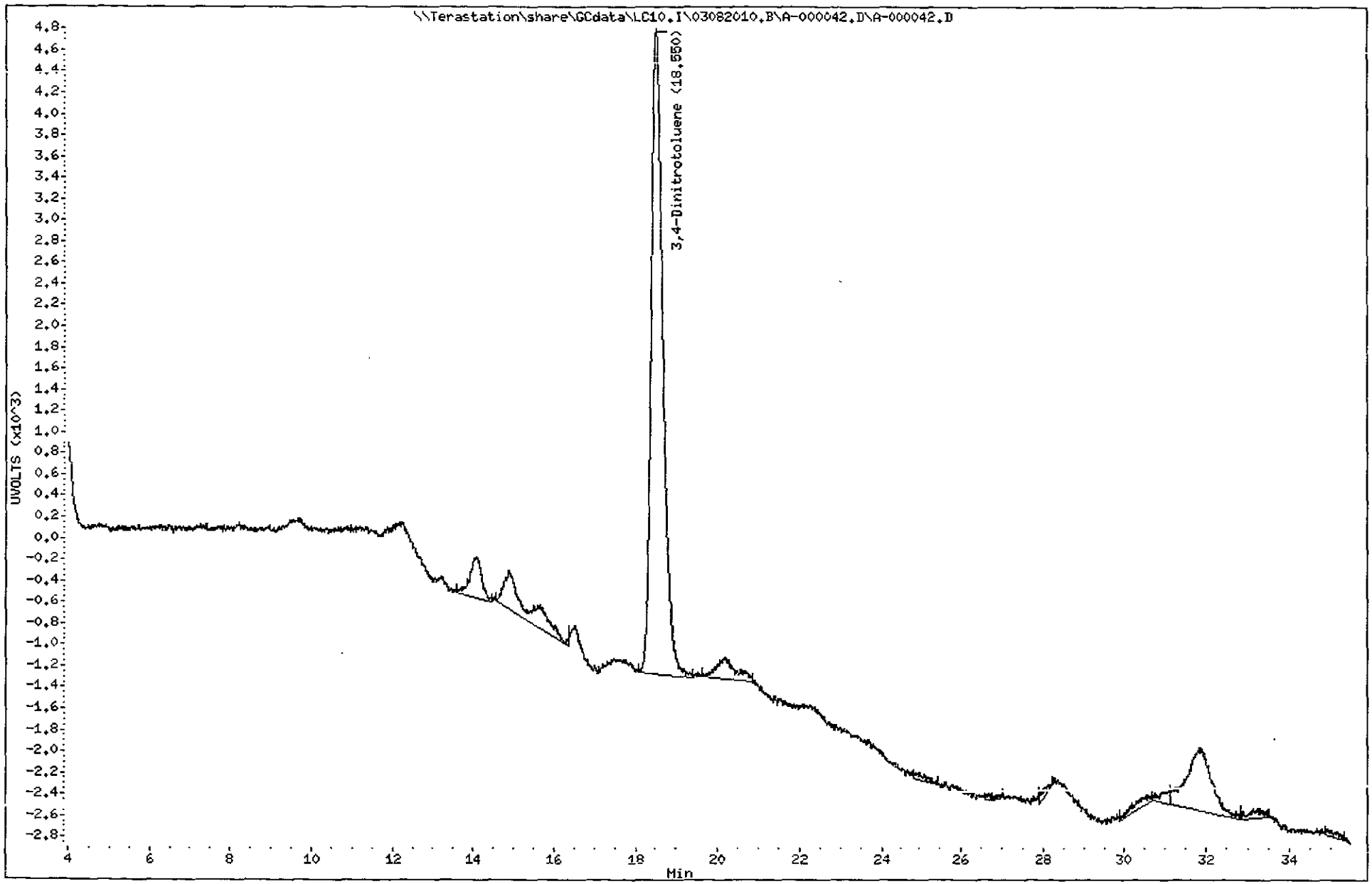

3237

North Canton

TestAmerica West Sacramento

A-000043.D

Chromatography Summary

Injection Date: 3/10/2010 0:29 **Operator:** NS

DataFile: LC10 I\03082010 B\A-000043.D **Vial Num:** 46

Method 8330 Target Analyte Results

Instrument ID: LC10

Sample : **LV2FH1A8 0063129 A0B240490-16**

Method File: LC10.I\03082010.B\8330AB.M

Start Cal Date: 3/1/2010 17:59 **End Cal Date:** 3/1/2010 23:38

Dilution Factor	Extract Volume	Sample Volume	Sample Weight
1X	80 mL	0 mL	10.3 g

Matrix: SOIL **SubList:** SOLIDBQSM.sub **SpikeList:**

Samp. Info: LV2FH1A8 0063129 A0B240490-16,0

Misc. Info: ;;;10 30;80;2;SOLIDBQSM sub; ;0;1

	Synergi Hydro-RP C18(250nm-265nm)					Synergi Hydro-RP C18(358nm-205nm)							
Compound Name	**RT**	**Diff**	**Response**	**Conc (ug/Kg)**	**Flag**	**RT**	**Diff**	**Response**	**Conc (ug/Kg)**	**Flag**	**MDL**	**RL**	**Flag**
3,4-Dinitrotoluene	**18.55**	**-0.009**	**3202**	**515.7000<**		**18.54**	**0.009**	**6135**	**488.1000**		**0.0000**	**0.00**	
HMX											11.7476	235.65	
RDX											11.6505	235.65	
Picric ACID											97.0874	942 60	
1,3,5-Trinitrobenzene											9.7087	235.65	
1,3-Dinitrobenzene											4.0777	235.65	
TETRYL											9.7087	235 65	
Nitrobenzene											17.0874	235.65	
2,4,6-Trinitrotoluene											18.8350	235.65	
4-AM-2,6-DNT											9.7087	235.65	
2-AM-4,6-DNT											12.1359	282.78	
2,6-Dinitrotoluene											7.0874	235.65	
2,4-Dinitrotoluene											5.1456	235.65	
2-Nitrotoluene											12.6214	235 65	
4-Nitrotoluene											17.6699	471.30	
3-Nitrotoluene											15.0485	235.65	
Nitroglycerin											14.5631	471.30	
PETN											24.2718	471 30	
3,5-Dinitroaniline											8.5437	1225.37	

mr 3/10/10

Surrogates:	**Spiked**	**Recovered**	**%Rec**	**Spiked**	**Recovered**	**%Rec**	**Limits**
3,4-Dinitrotoluene	**485.4369**	**515.7000**	**106**	**485.4369**	**488.1000**	**101**	**(81-127)**

Notes:
- M = Manually Integrated
- D = Operator Disabled Result
- O = Over Calibration Range

Signals Differ by More Than 40%

Signals Differ by More Than 50%

Printed: 3/10/2010 10:57 AM

Test America West Sacramento

Method 8330

Data file : \\Terastation\share\GCdata\LC10.I\03082010.B\A-000043.D
Lab Smp Id: LV2FH1A8 0063129 A
Inj Date : 10-MAR-2010 00:29
Operator : NS Inst ID: LC10.i
Smp Info : LV2FH1A8 0063129 A0B240490-16;0
Misc Info : ;;;10.30;80;2;SOLIDBQSM.sub; ;0;1
Comment : SOP SAC-LC-0009
Method : \\Terastation\share\GCdata\LC10.I\03082010.B\8330AB.m
Meth Date : 09-Mar-2010 19:33 tap Quant Type: AREA%
Cal Date : 01-MAR-2010 23:38 Cal File: A-000017.d
Als bottle: 46
Dil Factor: 1.00000
Integrator: Falcon+ Compound Sublist: SOLIDBQSM.sub
Target Version: 4.14
Processing Host: SACP307HPLC

Concentration Formula: Amt * DF * Uf*Vt / Ws * CpndVariable

Name	Value	Description
DF	1.000	Dilution Factor
Uf	1.000	Unit Correction Factor
Vt	80.000	Volume of final extract (mL) (1000 low, 2
Ws	10.300	Weight of sample extracted (g)
Cpnd Variable		Local Compound Variable

RT	AREA	HEIGHT	HT/AREA	% HEIGHT	COMPOUNDS
5.585	683	75	0.110	1.65	
6.035	1556	71	0.046	1.56	
8.828	253	46	0.182	1.01	
9.325	765	55	0.072	1.21	
10.152	4219	306	0.073	6.73	
11.048	628	58	0.092	1.27	
11.748	176	54	0.306	1.18	
11.958	1435	100	0.070	2.20	
13.108	1433	53	0.037	1.16	
16.068	3032	157	0.052	3.45	
16.592	419	43	0.103	0.94	
18.552	64209	3202	0.050	70.51	$ 1 3,4-Dinitrotoluene
24.865	1437	74	0.052	1.62	
27.595	328	39	0.119	0.85	
27.872	194	45	0.232	0.99	
31.758	6459	167	0.026	3.67	
	87226	4545		100.000	

Total unknown % height = 29.49

Data File: \\Terastation\share\GCdata\LC10.I\03082010.B\A-000043.D
Date : 10-MAR-2010 00:29
Client ID:
Sample Info: LV2FH1A8 0063129 A0B240490-16:0
Volume Injected (uL): 500.0
Column phase: SYNERGI HYDRORP C18

Instrument: LC10.i
Operator: NS
Column diameter: 4.60

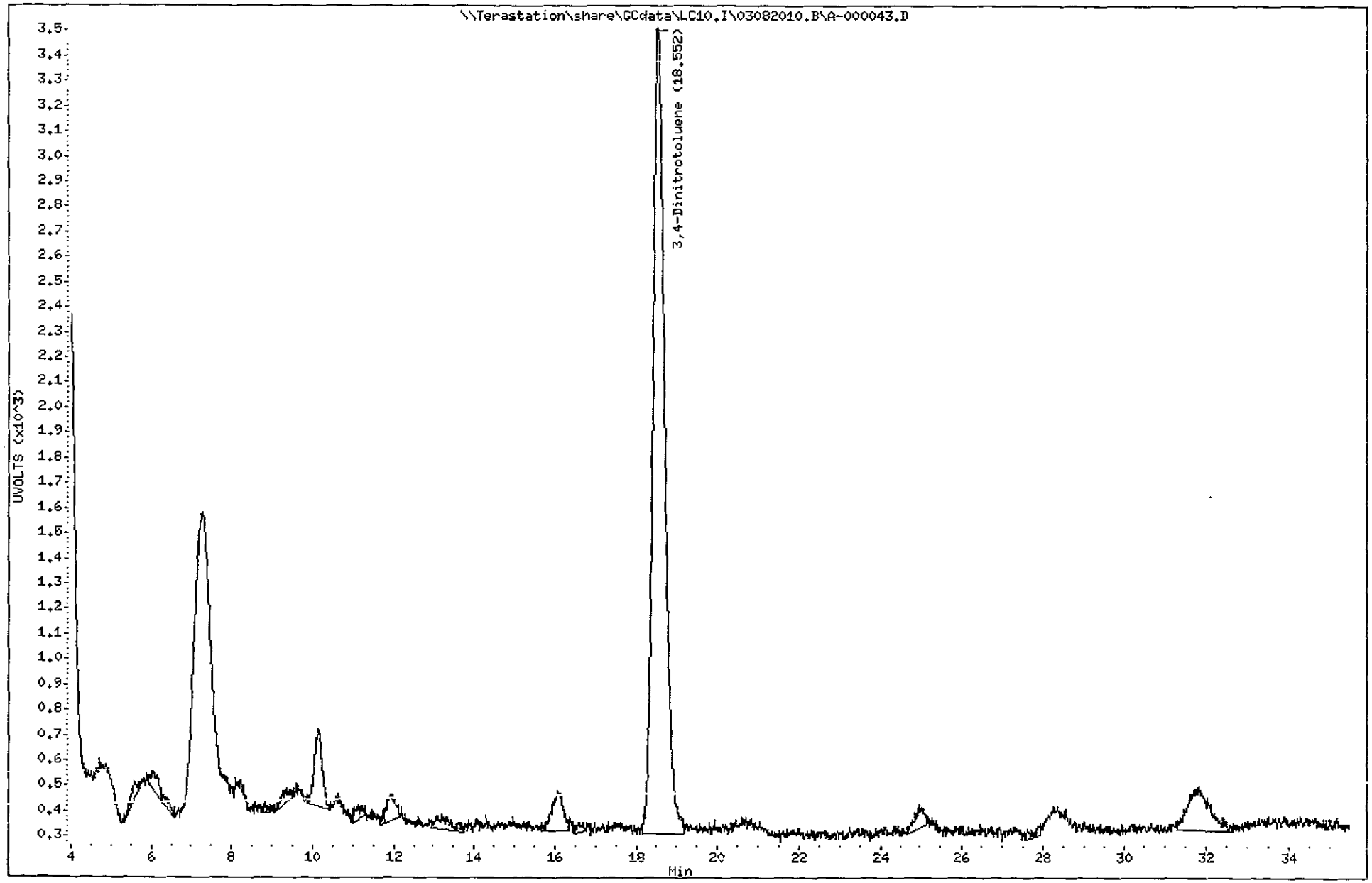

3240

North Canton

Test America West Sacramento

Method 8330

Data file : \\Terastation\share\GCdata\LC10.I\03082010.B\A-000043.D\A-000043
Lab Smp Id: LV2FH1A8 0063129 A
Inj Date : 10-MAR-2010 00:29
Operator : NS Inst ID: LC10.i
Smp Info : LV2FH1A8 0063129 A0B240490-16;0
Misc Info : ;;;10.30;80;2;SOLIDBQSM.sub; ;0;1
Comment : SOP SAC-LC-0009
Method : \\Terastation\share\GCdata\LC10.I\03082010.B\8330AB.M\83302.m
Meth Date : 09-Mar-2010 19:33 tap Quant Type: AREA%
Cal Date : 01-MAR-2010 23:38 Cal File: A-000017.d
Als bottle: 46
Dil Factor: 1.00000
Integrator: Falcon+ Compound Sublist: SOLIDBQSM.sub
Target Version: 4.14
Processing Host: SACP307HPLC

Concentration Formula: Amt * DF * Uf*Vt / Ws * CpndVariable

Name	Value	Description
DF	1.000	Dilution Factor
Uf	1.000	Unit Correction Factor
Vt	80.000	Volume of final extract (mL)(1000 low, 2
Ws	10.300	Weight of sample extracted (g)
Cpnd Variable		Local Compound Variable

RT	AREA	HEIGHT	HT/AREA	% HEIGHT	COMPOUNDS
9.652	2105	132	0.063	1.65	
16.062	5209	229	0.044	2.86	
18.541	124366	6135	0.049	76.94	$ 1 3,4-Dinitrotoluene
20.122	9479	311	0.033	3.89	
23.242	1457	76	0.052	0.95	
25.058	6403	206	0.032	2.58	
26.762	713	64	0.090	0.80	
27.718	444	51	0.115	0.63	
28.095	2319	104	0.045	1.30	
30.525	1102	37	0.034	0.46	
30.892	793	89	0.112	1.11	
31.352	2393	114	0.048	1.42	
31.758	10057	278	0.028	3.48	
33.202	3983	100	0.025	1.25	
34.498	717	55	0.077	0.68	
	171539	7981		100.000	

Total unknown % height = 23.06

Data File: \\Terastation\share\GCdata\LC10.I\03082010.B\A-000043.D\A-000043.D
Date : 10-MAR-2010 00:29
Client ID:
Sample Info: LV2FH1A8 0063129 A0B240490-16;0
Volume Injected (uL): 500.0
Column phase: SYNERGI HYDRORP C18

Instrument: LC10.i
Operator: NS
Column diameter: 4.60

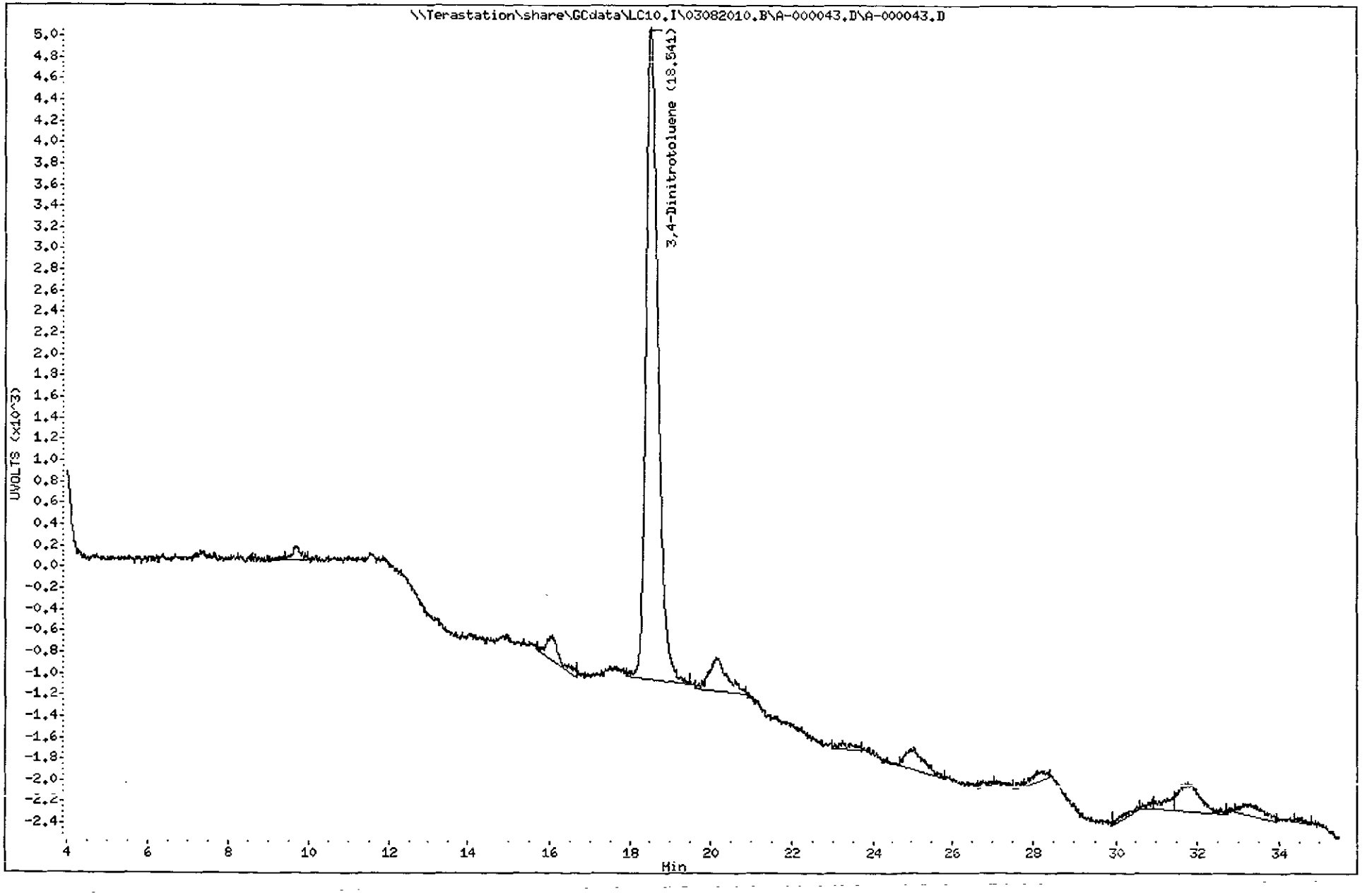

3242
North Canton

TestAmerica West Sacramento

A-000044.D

Chromatography Summary

Injection Date: 3/10/2010 1:17 **Operator:** NS

DataFile: LC10.I\03082010.B\A-000044.D **Vial Num:** 47

Instrument ID: LC10

Method 8330 Target Analyte Results

Sample : **LV2FK1AV 0063129 A0B240490-17**

Method File: LC10.I\03082010.B\8330AB.M

Start Cal Date: 3/1/2010 17:59 **End Cal Date:** 3/1/2010 23:38

Dilution Factor	Extract Volume	Sample Volume	Sample Weight
1X	80 mL	0 mL	9.99 g

Matrix: SOIL **SubList:** SOLIDBQSM.sub **SpikeList:**

Samp. Info: LV2FK1AV 0063129 A0B240490-17;0

Misc. Info: ,;;9.99;80,2;SOLIDBQSM.sub; ;0;1

	Synergi Hydro-RP C18(250nm-265nm)					Synergi Hydro-RP C18(358nm-205nm)							
Compound Name	**RT**	**Diff**	**Response**	**Conc (ug/Kg)**	**Flag**	**RT**	**Diff**	**Response**	**Conc (ug/Kg)**	**Flag**	**MDL**	**RL**	**Flag**
3,4-Dinitrotoluene	**18.55**	**-0.007**	**3194**	**530.4000<**		**18.55**	**0.022**	**6097**	**500.1000**		**0.0000**	**0.00**	
HMX	5.50	0.030	222	13.3400<							12.1121	250.50	45
RDX											12.0120	250.50	
Picric ACID											100.1001	1002.00	
1,3,5-Trinitrobenzene											10.0100	250.50	
1,3-Dinitrobenzene											4.2042	250.50	
TETRYL											10.0100	250.50	
Nitrobenzene											17.6176	250.50	
2,4,6-Trinitrotoluene											19.4194	250.50	
4-AM-2,6-DNT											10.0100	250.50	
2-AM-4,6-DNT											12.5125	300.60	
2,6-Dinitrotoluene											7.3073	250.50	
2,4-Dinitrotoluene											5.3053	250.50	
2-Nitrotoluene											13.0130	250.50	
4-Nitrotoluene											18.2182	501.00	
3-Nitrotoluene											15.5155	250.50	
Nitroglycerin											15.0150	501.00	
PETN											25.0250	501.00	
3,5-Dinitroaniline											8.8088	1302.60	

not cont.

m 3/10/10

Surrogates:	Spiked	Recovered	%Rec	Spiked	Recovered	%Rec	Limits
3,4-Dinitrotoluene	**500.5005**	**530.4000**	**106**	**500.5005**	**500.1000**	**100**	**(81-127)**

Notes:

M = Manually Integrated — Signals Differ by More Than 40%

D = Operator Disabled Result — Signals Differ by More Than 50%

O = Over Calibration Range

Printed: 3/10/2010 10:57 AM

Test America West Sacramento

Method 8330

Data file : \\Terastation\share\GCdata\LC10.I\03082010.B\A-000044.D
Lab Smp Id: LV2FK1AV 0063129 A
Inj Date : 10-MAR-2010 01:17
Operator : NS Inst ID: LC10.i
Smp Info : LV2FK1AV 0063129 A0B240490-17;0
Misc Info : ;;;9.99;80;2;SOLIDBQSM.sub; ;0;1
Comment : SOP SAC-LC-0009
Method : \\Terastation\share\GCdata\LC10.I\03082010.B\8330AB.m
Meth Date : 09-Mar-2010 19:33 tap Quant Type: AREA%
Cal Date : 01-MAR-2010 23:38 Cal File: A-000017.d
Als bottle: 47
Dil Factor: 1.00000
Integrator: Falcon+ Compound Sublist: SOLIDBQSM.sub
Target Version: 4.14
Processing Host: SACP307HPLC

Concentration Formula: Amt * DF * Uf*Vt / Ws * CpndVariable

Name	Value	Description
DF	1.000	Dilution Factor
Uf	1.000	Unit Correction Factor
Vt	80.000	Volume of final extract (mL)(1000 low, 2
Ws	9.990	Weight of sample extracted (g)
Cpnd Variable		Local Compound Variable

RT	AREA	HEIGHT	HT/AREA	% HEIGHT	COMPOUNDS
4.810	3446	215	0.062	4.13	
5.500	4879	222	0.046	4.27	2 HMX
7.900	1181	118	0.100	2.27	
9.287	260	15	0.058	0.28	
10.147	9412	645	0.069	12.41	
10.757	2295	148	0.064	2.84	
11.804	1039	75	0.072	1.44	
13.767	441	51	0.116	0.98	
14.804	1021	94	0.092	1.80	
16.034	1067	64	0.060	1.23	
18.554	64844	3194	0.049	61.54	$ 1 3,4-Dinitrotoluene
22.917	645	44	0.068	0.84	
24.447	871	45	0.052	0.86	
30.507	264	48	0.182	0.92	
31.730	5345	166	0.031	3.19	
34.444	1221	52	0.043	1.00	
	98230	5196		100.000	

Total unknown % height = 34.19

Data File: \\Terastation\share\GCdata\LC10.I\03082010.B\A-000044.D
Date : 10-MAR-2010 01:17
Client ID:
Sample Info: LV2FK1AV 0063129 A0B240490-17;0
Volume Injected (uL): 500.0
Column phase: SYNERGI HYDRORP C18

Instrument: LC10.i
Operator: NS
Column diameter: 4.60

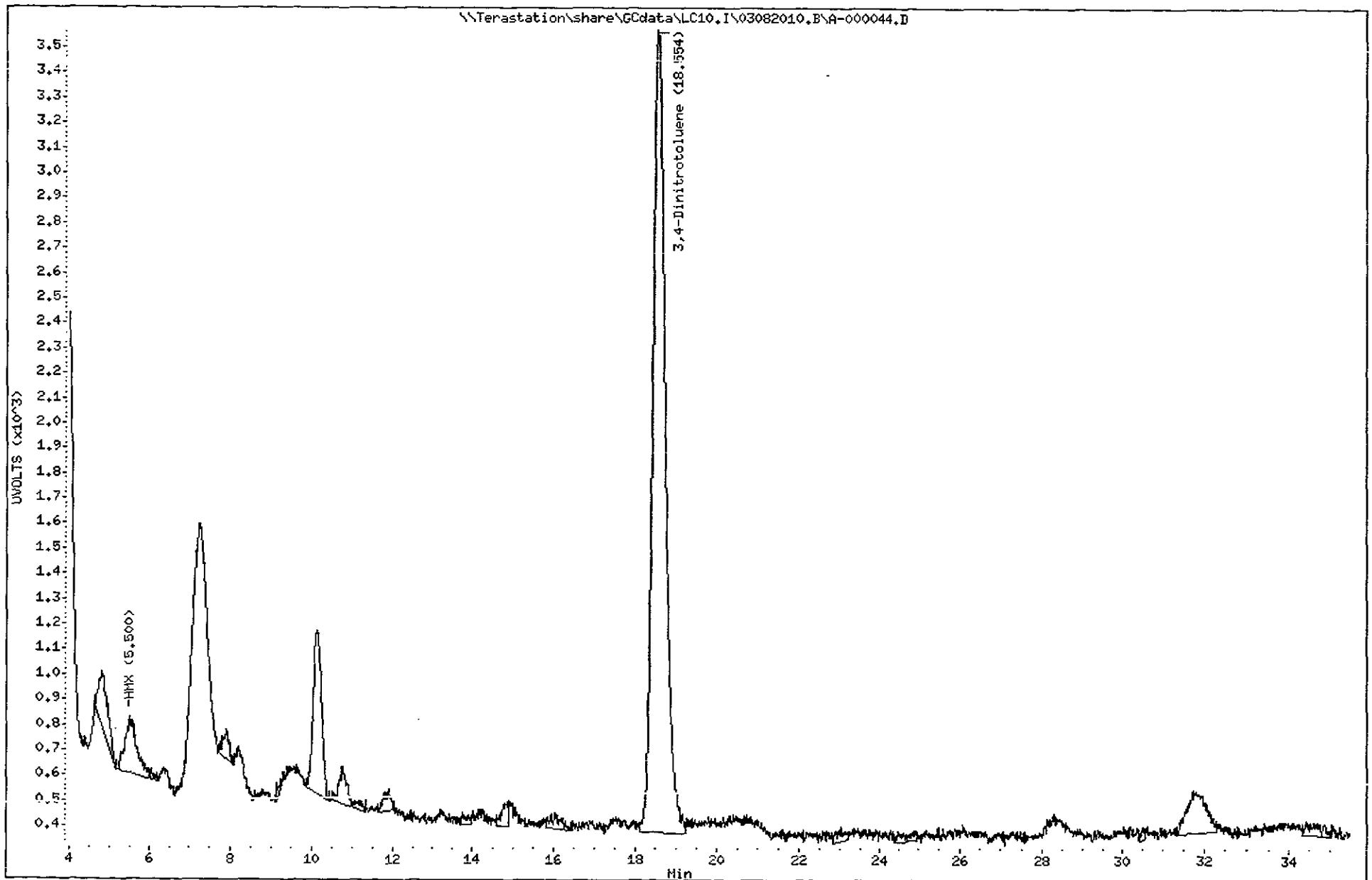

3245
North Canton

Test America West Sacramento

Method 8330

Data file : \\Terastation\share\GCdata\LC10.I\03082010.B\A-000044.D\A-000044
Lab Smp Id: LV2FK1AV 0063129 A
Inj Date : 10-MAR-2010 01:17
Operator : NS Inst ID: LC10.i
Smp Info : LV2FK1AV 0063129 A0B240490-17;0
Misc Info : ;;;9.99;80;2;SOLIDBQSM.sub; ;0;1
Comment : SOP SAC-LC-0009
Method : \\Terastation\share\GCdata\LC10.I\03082010.B\8330AB.M\83302.m
Meth Date : 09-Mar-2010 19:33 tap Quant Type: AREA%
Cal Date : 01-MAR-2010 23:38 Cal File: A-000017.d
Als bottle: 47
Dil Factor: 1.00000
Integrator: Falcon+ Compound Sublist: SOLIDBQSM.sub
Target Version: 4.14
Processing Host: SACP307HPLC

Concentration Formula: Amt * DF * Uf*Vt / Ws * CpndVariable

Name	Value	Description
DF	1.000	Dilution Factor
Uf	1.000	Unit Correction Factor
Vt	80.000	Volume of final extract (mL)(1000 low, 2
Ws	9.990	Weight of sample extracted (g)
Cpnd Variable		Local Compound Variable

RT	AREA	HEIGHT	HT/AREA	% HEIGHT	COMPOUNDS
10.770	3583	185	0.052	2.21	
14.894	13996	248	0.018	2.96	
18.554	121543	6097	0.050	73.02	$ 1 3,4-Dinitrotoluene
20.097	10792	275	0.025	3.29	
22.247	1644	72	0.044	0.86	
23.177	179	47	0.262	0.56	
23.427	2729	94	0.034	1.12	
24.947	946	40	0.042	0.47	
28.290	10294	225	0.022	2.69	
30.384	1161	55	0.047	0.65	
31.117	1625	123	0.076	1.47	
31.767	26081	470	0.018	5.62	
33.090	4905	200	0.041	2.39	
33.417	8579	225	0.026	2.69	
	208057	8356		100.000	

Total unknown % height = 26.98

Data File: \\Terastation\share\GCdata\LC10.I\03082010.B\A-000044.D\A-000044.D
Date : 10-MAR-2010 01:17
Client ID:
Sample Info: LV2FK1AV 0063129 A0B240490-17;0
Volume Injected (uL): 500.0
Column phase: SYNERGI HYDRORP C18

Instrument: LC10.i
Operator: NS
Column diameter: 4.60

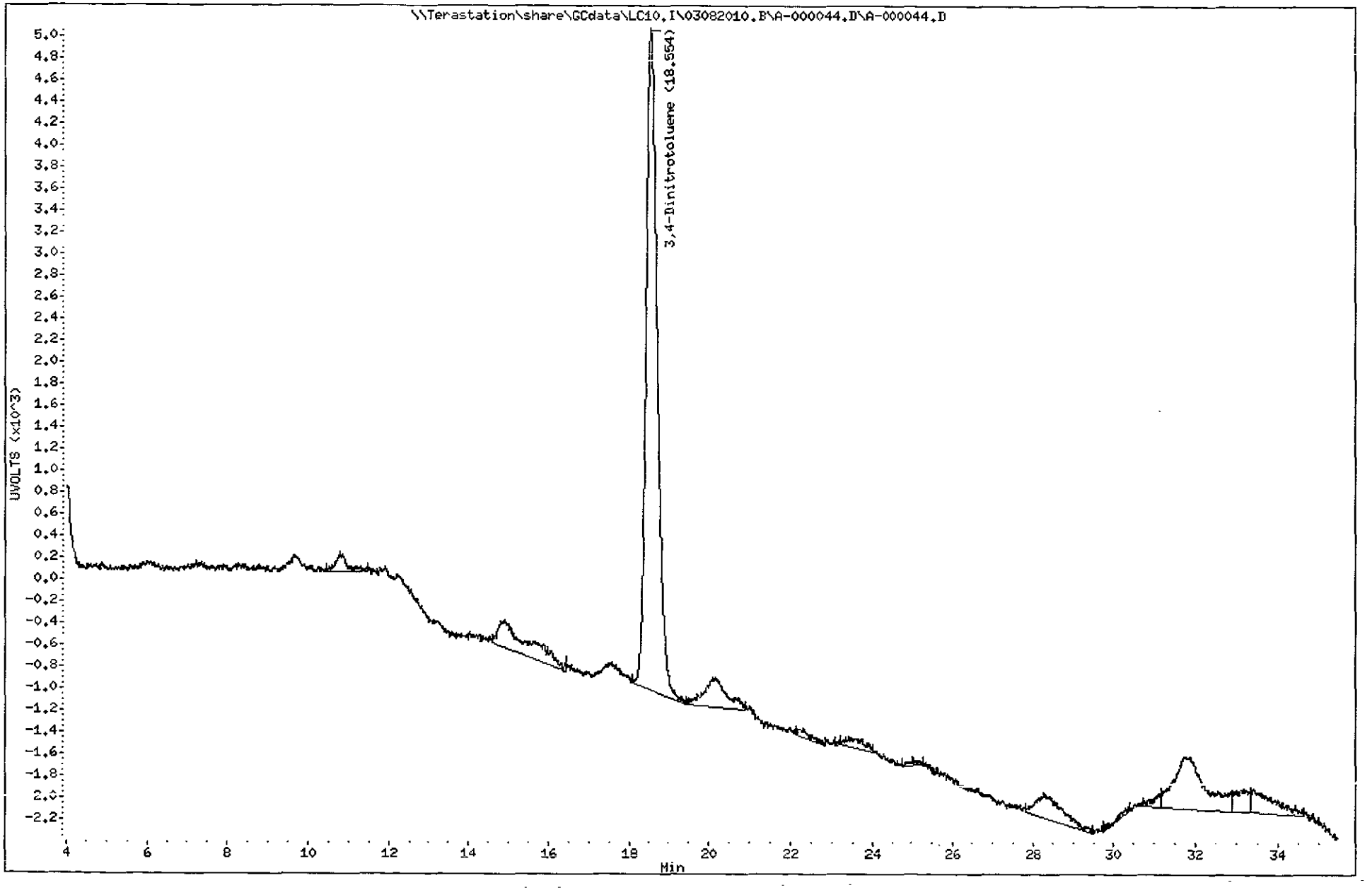

3247
North Canton

TestAmerica West Sacramento

A-000045.D

Chromatography Summary

Injection Date: 3/10/2010 2:05 **Operator:** NS

DataFile: LC10.I\03082010.B\A-000045.D **Vial Num:** 48

Instrument ID: LC10

Method 8330 Target Analyte Results

Sample : **LV2FM1A3 0063129 A0B240490-18**

Method File: LC10.I\03082010.B\8330AB.M

Start Cal Date: 3/1/2010 17:59 **End Cal Date:** 3/1/2010 23:38

Dilution Factor	Extract Volume	Sample Volume	Sample Weight
1X	80 mL	0 mL	9.79 g

Matrix: SOIL **SubList:** SOLIDBQSM.sub **SpikeList:**

Samp. Info: LV2FM1A3 0063129 A0B240490-18;0

Misc. Info: ;,:9.79;80;2;SOLIDBQSM.sub; ;0;1

	Synergi Hydro-RP C18(250nm-265nm)					Synergi Hydro-RP C18(358nm-205nm)							
Compound Name	RT	Diff	Response	Conc (ug/Kg)	Flag	RT	Diff	Response	Conc (ug/Kg)	Flag	MDL	RL	Flag
3,4-Dinitrotoluene	**18.56**	**0.002**	**3239**	**548.9000<**		**18.55**	**0.021**	**6099**	**510.5000**		**0.0000**	**0.00**	
HMX	5.44	-0.031	1104	67.7200<	not cnt						12.3596	260 84	45
RDX	7.90	-0 118	338	30 6100<							12 2574	260.84	45
Picric ACID											102.1450	1043.36	
1,3,5-Trinitrobenzene											10.2145	260 84	
1,3-Dinitrobenzene											4.2901	260.84	
TETRYL	14.88	-0.138	191	17.7800<	not cnt						10.2145	260.84	45
Nitrobenzene											17 9775	260.84	
2,4,6-Trinitrotoluene											19.8161	260.84	
4-AM-2,6-DNT											10.2145	260.84	
2-AM-4,6-DNT											12.7681	313.01	
2,6-Dinitrotoluene											7.4566	260.84	
2,4-Dinitrotoluene											5.4137	260.84	
2-Nitrotoluene											13.2789	260 84	
4-Nitrotoluene											18.5904	521.68	
3-Nitrotoluene											15.8325	260.84	
Nitroglycerin											15.3218	521 68	
PETN											25.5363	521.68	
3,5-Dinitroaniline											8.9888	1356 37	

mr 3/10/10

Surrogates:	Spiked	Recovered	%Rec	Spiked	Recovered	%Rec	Limits
3,4-Dinitrotoluene	**510.7252**	**548.9000**	**107**	**510.7252**	**510.5000**	**100**	**(81-127)**

Notes:
M = Manually Integrated
D = Operator Disabled Result
O = Over Calibration Range

Signals Differ by More Than 40%
Signals Differ by More Than 50%

Printed: 3/10/2010 10:58 AM

Test America West Sacramento

Method 8330

Data file : \\Terastation\share\GCdata\LC10.I\03082010.B\A-000045.D
Lab Smp Id: LV2FM1A3 0063129 A
Inj Date : 10-MAR-2010 02:05
Operator : NS Inst ID: LC10.i
Smp Info : LV2FM1A3 0063129 A0B240490-18;0
Misc Info : ;;;9.79;80;2;SOLIDBQSM.sub; ;0;1
Comment : SOP SAC-LC-0009
Method : \\Terastation\share\GCdata\LC10.I\03082010.B\8330AB.m
Meth Date : 09-Mar-2010 19:33 tap Quant Type: AREA%
Cal Date : 01-MAR-2010 23:38 Cal File: A-000017.d
Als bottle: 48
Dil Factor: 1.00000
Integrator: Falcon+ Compound Sublist: SOLIDBQSM.sub
Target Version: 4.14
Processing Host: SACP307HPLC

Concentration Formula: Amt * DF * Uf*Vt / Ws * CpndVariable

Name	Value	Description
DF	1.000	Dilution Factor
Uf	1.000	Unit Correction Factor
Vt	80.000	Volume of final extract (mL)(1000 low, 2
Ws	9.790	Weight of sample extracted (g)
Cpnd Variable		Local Compound Variable

RT	AREA	HEIGHT	HT/AREA	% HEIGHT		COMPOUNDS
5.440	23606	1104	0.047	18.71		2 HMX
6.099	130	23	0.177	0.38		
7.900	4901	338	0.069	5.72		3 RDX
9.370	3312	151	0.046	2.55		
10.170	5618	403	0.072	6.83		
11.903	1178	79	0.067	1.33		
12.916	314	45	0.143	0.76		
14.876	3956	191	0.048	3.23		9 TETRYL
16.836	191	37	0.194	0.62		
18.563	65819	3239	0.049	54.99	$	1 3,4-Dinitrotoluene
21.980	3549	148	0.042	2.50		
23.620	3137	94	0.030	1.59		
28.120	458	47	0.103	0.79		
	116171	5899		100.000		

Total unknown % height = 17.35

Data File: \\Terastation\share\GCdata\LC10.I\03082010.B\A-000045.D
Date : 10-MAR-2010 02:05
Client ID:
Sample Info: LV2FM1A3 0063129 A0B240490-18;0
Volume Injected (uL): 500.0
Column phase: SYNERGI HYDRORP C18

Instrument: LC10.i
Operator: NS
Column diameter: 4.60

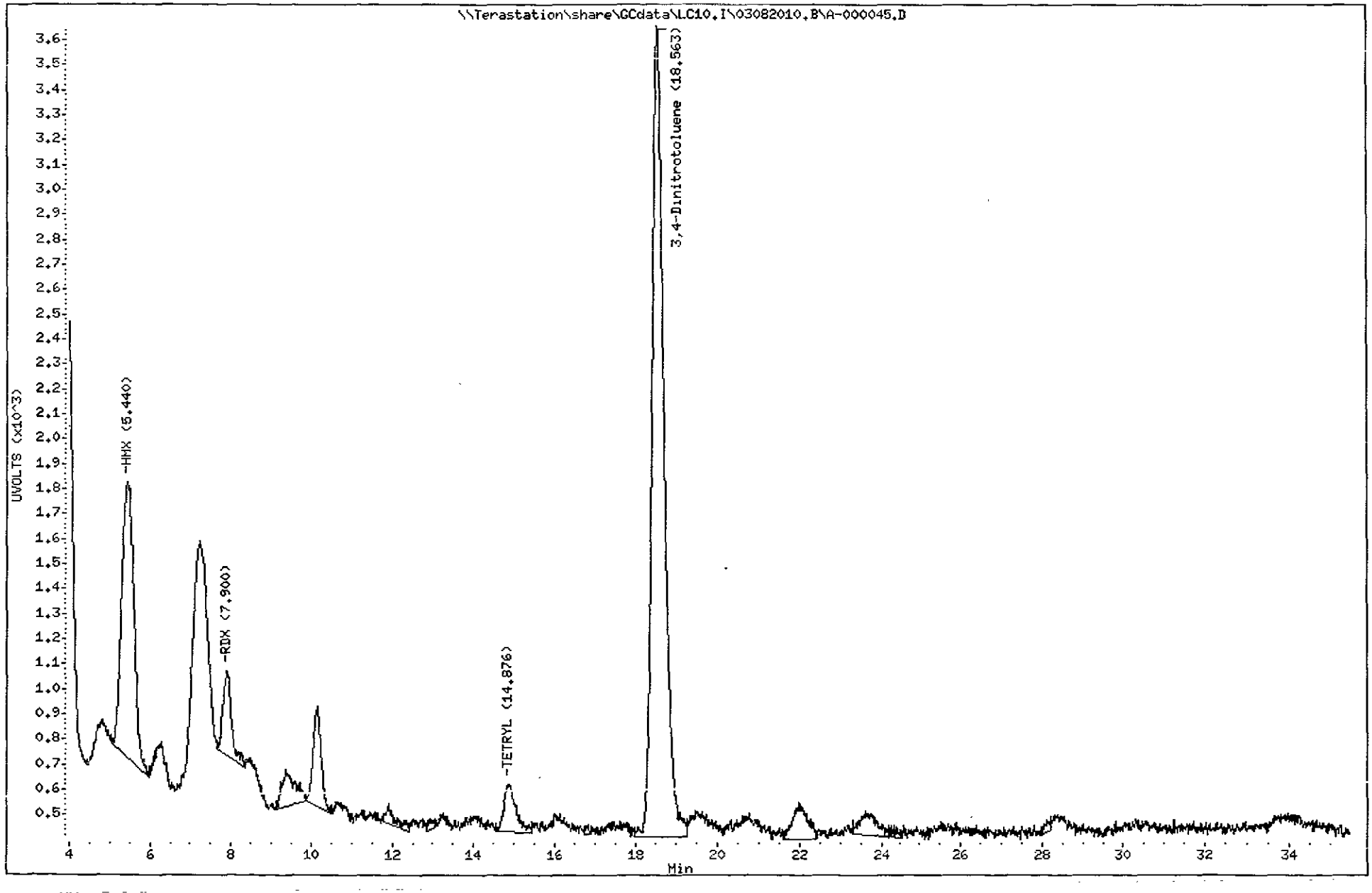

3250
North Canton

Test America West Sacramento

Method 8330

Data file : \\Terastation\share\GCdata\LC10.I\03082010.B\A-000045.D\A-000045
Lab Smp Id: LV2FM1A3 0063129 A
Inj Date : 10-MAR-2010 02:05
Operator : NS Inst ID: LC10.i
Smp Info : LV2FM1A3 0063129 A0B240490-18;0
Misc Info : ;;;9.79;80;2;SOLIDBQSM.sub; ;0;1
Comment : SOP SAC-LC-0009
Method : \\Terastation\share\GCdata\LC10.I\03082010.B\8330AB.M\83302.m
Meth Date : 09-Mar-2010 19:33 tap Quant Type: AREA%
Cal Date : 01-MAR-2010 23:38 Cal File: A-000017.d
Als bottle: 48
Dil Factor: 1.00000
Integrator: Falcon+ Compound Sublist: SOLIDBQSM.sub
Target Version: 4.14
Processing Host: SACP307HPLC

Concentration Formula: Amt * DF * Uf*Vt / Ws * CpndVariable

Name	Value	Description
DF	1.000	Dilution Factor
Uf	1.000	Unit Correction Factor
Vt	80.000	Volume of final extract (mL)(1000 low, 2
Ws	9.790	Weight of sample extracted (g)
Cpnd Variable		Local Compound Variable

RT	AREA	HEIGHT	HT/AREA	% HEIGHT	COMPOUNDS
6.000	607	68	0.112	0.80	
14.866	21618	636	0.029	7.50	
18.553	122623	6099	0.050	72.03	$ 1 3,4-Dinitrotoluene
20.160	2717	143	0.053	1.68	
21.993	19387	644	0.033	7.59	
23.536	6124	125	0.020	1.47	
25.883	438	60	0.137	0.70	
26.736	616	55	0.089	0.64	
27.416	294	41	0.139	0.48	
28.160	2784	111	0.040	1.30	
29.806	526	56	0.106	0.66	
30.313	1074	71	0.066	0.83	
30.460	709	78	0.110	0.91	
30.820	802	42	0.052	0.49	
31.460	699	78	0.112	0.91	
31.720	2685	117	0.044	1.37	
34.746	244	55	0.225	0.64	
	183947	8479		100.000	

Total unknown % height = 27.97

Data File: \\Terastation\share\GCdata\LC10.I\03082010.B\A-000045.D\A-000045.D
Date : 10-MAR-2010 02:05
Client ID:
Sample Info: LV2FM1A3 0063129 A0B240490-18;0
Volume Injected (uL): 500.0
Column phase: SYNERGI HYDRORP C18

Instrument: LC10.i
Operator: NS
Column diameter: 4.60

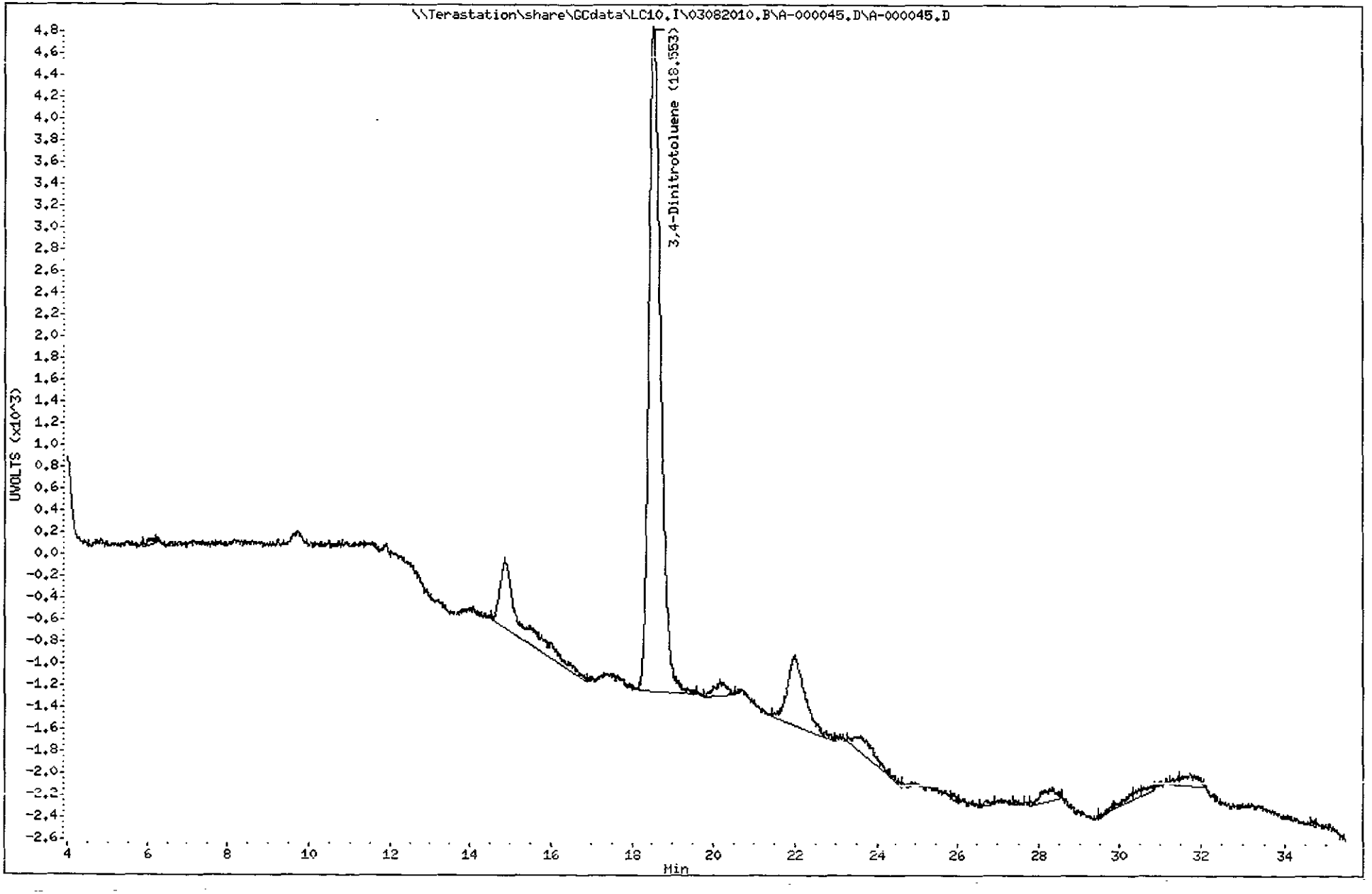

3252
North Canton

TestAmerica Wes Sacramento

A-000046.D

Chromatography Summary

Injection Date: 3/10/2010 2:54 **Operator:** NS

DataFile: LC10 I\03082010.B\A-000046 D **Vial Num:** 49

Instrument ID: LC10

Method 8330 Target Analyte Results

Sample : **LV2FP1A3 0063129 A0B240490-19**

Method File: LC10.I\03082010 B\8330AB M

Start Cal Date: 3/1/2010 17:59 **End Cal Date:** 3/1/2010 23 38

Dilution Factor	Extract Volume	Sample Volume	Sample Weight
1X	80 mL	0 mL	10.11 g

Matrix: SOIL **SubList:** SOLIDBQSM.sub **SpikeList:**

Samp. Info: LV2F?1A3 0063129 A0B240490-19;0

Misc. Info: ;,;10.11;80,2;SOLIDBQSM.sub; ;0;1

	Synergi Hydro-RP C18(250nm-265nm)					Synergi Hydro-RP C18(358nm-205nm)							
Compound Name	RT	Diff	Response	Conc (ug/Kg)	Flag	RT	Diff	Response	Conc (ug/Kg)	Flag	MDL	RL	Flag
3,4-Dinitrotoluene	18.56	-0.003	3182	522.1000<		18.55	0.018	6121	496.2000		0.0000	0.00	
HMX											11.9683	244.59	
RDX											11.8694	244.59	
Picric ACID											98.9120	978.36	
1,3,5-Trinitrobenzene	10.61	0.037	304	14.9500<	not conf.						9.8912	244.59	45
1,3-Dinitrobenzene											4.1543	244.59	
TETRYL											9.8912	244.59	
Nitrobenzene											17.4085	244.59	
2,4,6-Trinitrotoluene											19.1889	244.59	
4-AM-2,6-DNT											9.8912	244.59	
2-AM-4,6-DNT											12.3640	293.51	
2,6-Dinitrotoluene											7.2206	244.59	
2,4-Dinitrotoluene											5.2423	244.59	
2-Nitrotoluene											12.8586	244.59	
4-Nitrotoluene											18.0020	489.18	
3-Nitrotoluene											15.3314	244.59	
Nitroglycerin											14 8368	489 18	
PETN											24.7280	489.18	
3,5-Dinitroaniline											8.7043	1271.87	

m 3/10/10

Surrogates:	Spiked	Recovered	%Rec	Spiked	Recovered	%Rec	Limits
3,4-Dinitrotoluene	494.5598	522.1000	106	494.5598	496.2000	100	(81-127)

Notes:
M = Manually Integrated
D = Operator Disabled Result
O = Over Calibration Range
Signals Differ by More Than 40%
Signals Differ by More Than 50%

Printed: 3/10/2010 10:58 AM

Test America West Sacramento

Method 8330

Data file : \\Terastation\share\GCdata\LC10.I\03082010.B\A-000046.D
Lab Smp Id: LV2FP1A3 0063129 A
Inj Date : 10-MAR-2010 02:54
Operator : NS Inst ID: LC10.i
Smp Info : LV2FP1A3 0063129 A0B240490-19;0
Misc Info : ;;;10.11;80;2;SOLIDBQSM.sub; ;0;1
Comment : SOP SAC-LC-0009
Method : \\Terastation\share\GCdata\LC10.I\03082010.B\8330AB.m
Meth Date : 09-Mar-2010 19:33 tap Quant Type: AREA%
Cal Date : 01-MAR-2010 23:38 Cal File: A-000017.d
Als bottle: 49
Dil Factor: 1.00000
Integrator: Falcon+ Compound Sublist: SOLIDBQSM.sub
Target Version: 4.14
Processing Host: SACP307HPLC

Concentration Formula: Amt * DF * Uf*Vt / Ws * CpndVariable

Name	Value	Description
DF	1.000	Dilution Factor
Uf	1.000	Unit Correction Factor
Vt	80.000	Volume of final extract (mL)(1000 low, 2
Ws	10.110	Weight of sample extracted (g)
Cpnd Variable		Local Compound Variable

RT	AREA	HEIGHT	HT/AREA	% HEIGHT		COMPOUNDS
5.591	2295	154	0.067	2.90		
6.097	242	33	0.137	0.62		
7.874	2263	122	0.054	2.29		
8.787	207	29	0.140	0.54		
9.337	475	57	0.120	1.07		
10.134	5524	423	0.077	7.96		
10.611	4967	304	0.061	5.72		6 1,3,5-Trinitrobenze
11.944	3758	188	0.050	3.54		
13.181	842	53	0.063	0.99		
16.107	1398	71	0.051	1.33		
18.557	64113	3182	0.050	60.04	$	1 3,4-Dinitrotoluene
22.997	420	47	0.112	0.88		
28.124	215	30	0.139	0.56		
28.317	2692	115	0.043	2.16		
30.624	491	56	0.114	1.05		
31.897	15123	388	0.026	7.30		
34.410	1077	56	0.052	1.05		
	106101	5308		100.000		

Total unknown % height = 34.24

Data File: \\Terastation\share\GCdata\LC10.I\03082010.B\A-000046.D
Date : 10-MAR-2010 02:54
Client ID:
Sample Info: LV2FP1A3 0063129 A0B240490-19:0
Volume Injected (uL): 500.0
Column phase: SYNERGI HYDRORP C18

Instrument: LC10.i
Operator: NS
Column diameter: 4.60

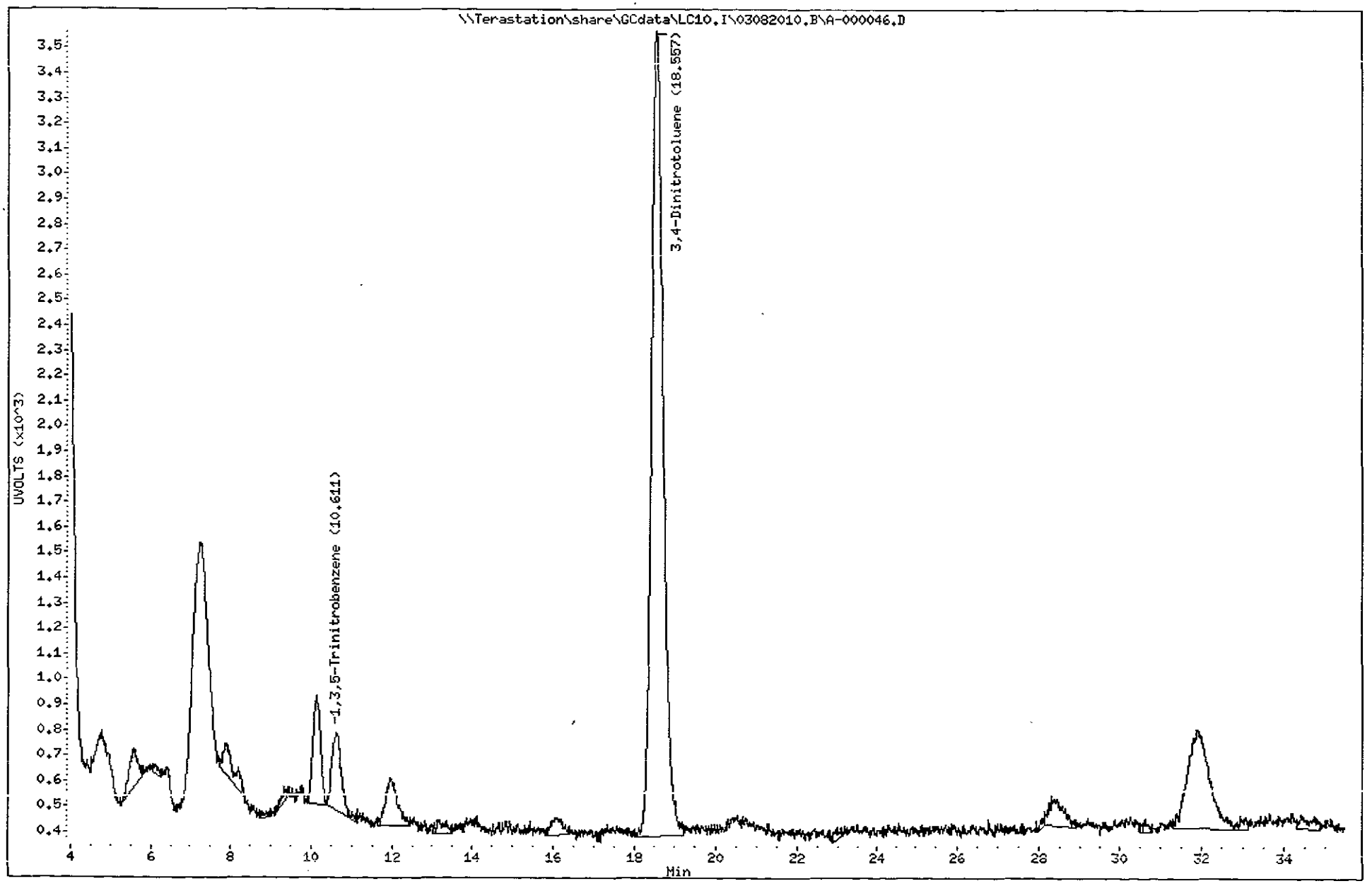

3255

North Canton

Test America West Sacramento

Method 8330

Data file : \\Terastation\share\GCdata\LC10.I\03082010.B\A-000046.D\A-000046
Lab Smp Id: LV2FP1A3 0063129 A
Inj Date : 10-MAR-2010 02:54
Operator : NS Inst ID: LC10.i
Smp Info : LV2FP1A3 0063129 A0B240490-19;0
Misc Info : ;;;10.11;80;2;SOLIDBQSM.sub; ;0;1
Comment : SOP SAC-LC-0009
Method : \\Terastation\share\GCdata\LC10.I\03082010.B\8330AB.M\83302.m
Meth Date : 09-Mar-2010 19:33 tap Quant Type: AREA%
Cal Date : 01-MAR-2010 23:38 Cal File: A-000017.d
Als bottle: 49
Dil Factor: 1.00000
Integrator: Falcon+ Compound Sublist: SOLIDBQSM.sub
Target Version: 4.14
Processing Host: SACP307HPLC

Concentration Formula: Amt * DF * Uf*Vt / Ws * CpndVariable

Name	Value	Description
DF	1.000	Dilution Factor
Uf	1.000	Unit Correction Factor
Vt	80.000	Volume of final extract (mL)(1000 low, 2
Ws	10.110	Weight of sample extracted (g)
Cpnd Variable		Local Compound Variable

RT	AREA	HEIGHT	HT/AREA	% HEIGHT	COMPOUNDS
18.551	123563	6121	0.050	73.51	$ 1 3,4-Dinitrotoluene
20.174	5480	227	0.041	2.72	
22.077	4188	119	0.028	1.42	
25.177	489	54	0.110	0.64	
26.971	266	45	0.169	0.53	
27.754	364	69	0.190	0.82	
28.394	13696	322	0.024	3.86	
29.594	230	57	0.248	0.68	
30.404	27085	651	0.024	7.81	
31.374	3466	234	0.068	2.80	
31.814	13190	345	0.026	4.13	
33.071	490	44	0.090	0.52	
34.071	470	47	0.100	0.56	
	192978	8335		100.000	

Total unknown % height = 26.49

Data File: \\Terastation\share\GCdata\LC10.I\03082010.B\A-000046.D\A-000046.D
Date : 10-MAR-2010 02:54
Client ID:
Sample Info: LV2FP1A3 0063129 A0B240490-19:0
Volume Injected (uL): 500.0
Column phase: SYNERGI HYDRORP C18

Instrument: LC10.i
Operator: NS
Column diameter: 4.60

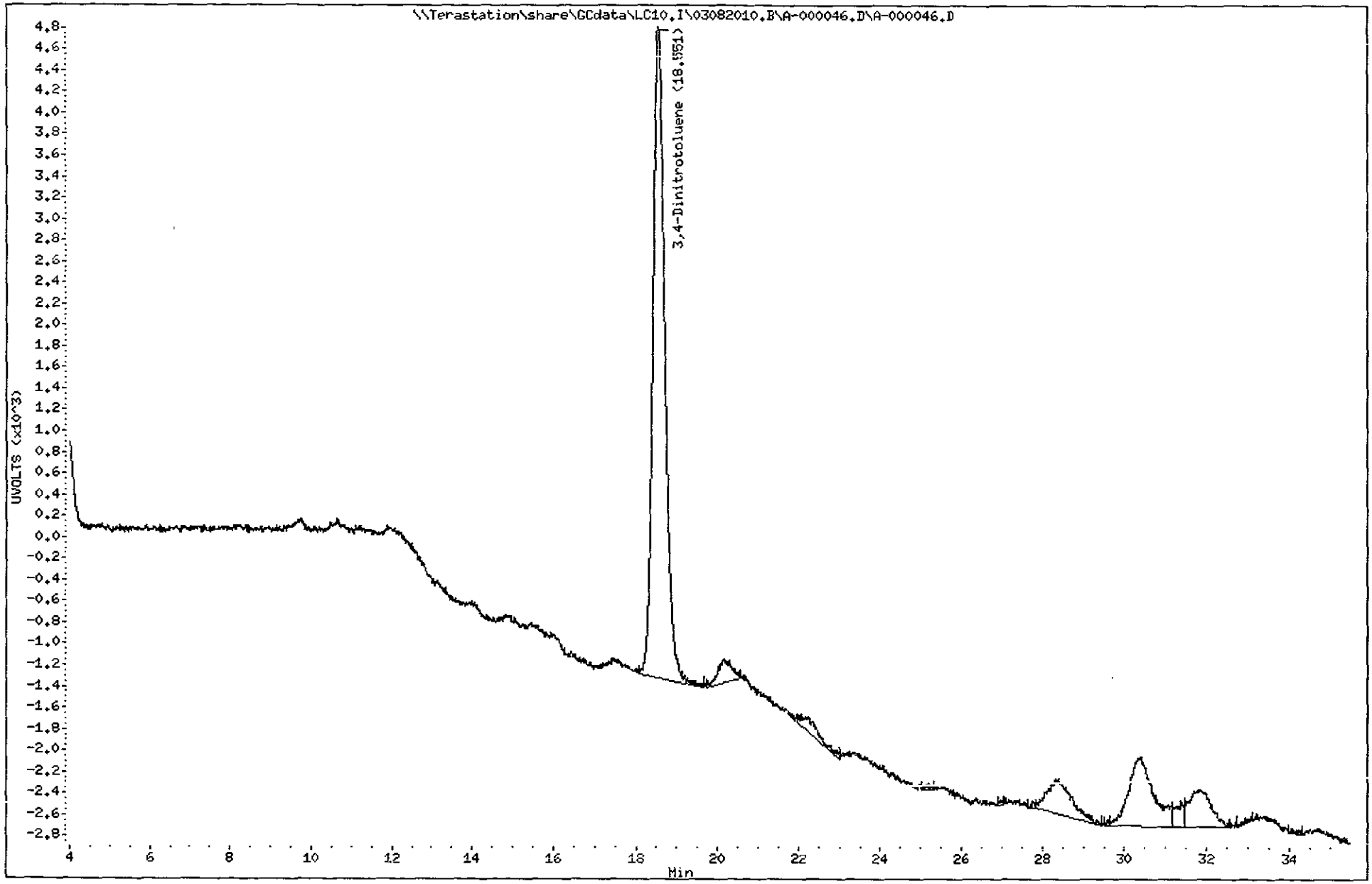

3257
North Canton

TestAmerica Wes: Sacramento

A-000047.D

Chromatography Summary

Injection Date: 3/10/2010 3:42 **Operator:** NS

DataFile: LC10 I\03082010.B\A-000047.D **Vial Num:** 4

Instrument ID: LC10

Method 8330 Target Analyte Results

Sample : **STD_05 10GCSV0072 8330 100ng/mL**

Method File: LC10.I\03082010.B\8330AB.M

Start Cal Date: 3/1/2010 17 59 **End Cal Date:** 3/1/2010 23:38

Dilution Factor	Extract Volume	Sample Volume	Sample Weight
1X	0 mL	0 mL	0 g

Matrix: NONE **SubList:** CAL.sub **SpikeList:**

Samp. Info: STD_05 10GCSV0072 8330 100ng/mL;2

Misc. Info: ;5; ; ; 3;CAL.sub, ,0;1

	Synergi Hydro-RP C18(250nm-265nm)							Synergi Hydro-RP C18(358nm-205nm)								
Compound Name	RT	Response	PPB	Spike Level	%D	Result	Flag	RT	Response	PPB	Spike Level	%D	Result	Flag	Limits(%)	Flag
3,4-Dinitrotoluene	18.53	4677	96.9900<	100	-3%	Acceptable		18.53	9799	100 4000	100	0%	Acceptable		(±15)	
HMX	5.47	13040	97.8800<	100	-2%	Acceptable					100	-100%	Fails		(±15)	45
RDX	8.01	9175	101.7000<	100	2%	Acceptable					100	-100%	Fails		(±15)	45
Picric ACID	9.26	18516	211.2000	200	6%	Acceptable		9.26	27297	212 1000<	200	6%	Acceptable		(±15)	
1,3,5-Trinitrobenzene	10.56	16105	100.1000<	100	0%	Acceptable					100	-100%	Fails		(±15)	45
1,3-Dinitrobenzene	13 55	15620	99.4800<	100	-1%	Acceptable					100	-100%	Fails		(±15)	45
TETRYL	14.99	8111	92.3800<	100	-8%	Acceptable					100	-100%	Fails		(±15)	45
Nitrobenzene	15.38	7055	95 3000<	100	-5%	Acceptable					100	-100%	Fails		(±15)	45
2,4,6-Trinitrotoluene	17.23	8997	94.1600<	100	-6%	Acceptable					100	-100%	Fails		(±15)	45
4-AM-2,6-DNT	17.97	6870	96.3700<	100	-4%	Acceptable					100	-100%	Fails		(±15)	45
2-AM-4,6-DNT	19.08	7799	96.0900<	100	-4%	Acceptable					100	-100%	Fails		(±15)	45
2,6-Dinitrotoluene	20.78	5359	94 6300<	100	-5%	Acceptable					100	-100%	Fails		(±15)	45
2,4-Dinitrotoluene	21.56	8798	95.7600<	100	-4%	Acceptable					100	-100%	Fails		(±15)	45
2-Nitrotoluene	25 11	3836	94 1900<	100	-6%	Acceptable					100	-100%	Fails		(±15)	45
4-Nitrotoluene	27 07	4672	95.9100<	100	-4%	Acceptable					100	-100%	Fails		(±15)	45
3-Nitrotoluene	29.16	4557	94.9100<	100	-5%	Acceptable					100	-100%	Fails		(±15)	45
Nitroglycerin				100	-100%	Fails		16.26	6282	100 2000<	100	0%	Acceptable		(±15)	45
PETN				100	-100%	Fails		32 57	2977	94.1700<	100	-6%	Acceptable		(±15)	45
3,5-Dinitroaniline	14.43	10192	98 9700<	100	-1%	Acceptable					100	-100%	Fails		(±15)	45
EGDN				100	-100%	Fails					100	-100%	Fails		(±15)	

3/10/10

Notes:
M = Manually Integrated
D = Operator Disabled Result
O = Over Calibration Range

Signals Differ by More Than 40%
Signals Differ by More Than 50%

Printed: 3/10/2010 10:58 AM

Test America West Sacramento

Method 8330

Data file : \\Terastation\share\GCdata\LC10.I\03082010.B\A-000047.D
Lab Smp Id: STD_05 10GCSV0072 8
Inj Date : 10-MAR-2010 03:42
Operator : NS Inst ID: LC10.i
Smp Info : STD_05 10GCSV0072 8330 100ng/mL;2
Misc Info : ;5; ; ; ;3;CAL.sub; ;0;1
Comment : SOP SAC-LC-0009
Method : \\Terastation\share\GCdata\LC10.I\03082010.B\8330AB.m
Meth Date : 10-Mar-2010 04:26 tap Quant Type: AREA%
Cal Date : 01-MAR-2010 23:38 Cal File: A-000017.d
Als bottle: 4 Continuing Calibration Sample
Dil Factor: 1.00000
Integrator: Falcon+ Compound Sublist: CAL.sub
Target Version: 4.14
Processing Host: SACP307HPLC

RT	AREA	HEIGHT	HT/AREA	% HEIGHT			COMPOUNDS
5.469	85396	13040	0.153	8.49		2	HMX
8.012	95470	9175	0.096	5.97		3	RDX
8.725	869	96	0.110	0.06			
9.255	252933	18516	0.073	12.16		5	Picric ACID
10.562	207636	16105	0.078	10.48		6	1,3,5-Trinitrobenze
13.549	246349	15620	0.063	10.17		7	1,3-Dinitrobenzene
14.425	168343	10192	0.061	6.63		8	3,5-Dinitroaniline
14.985	130365	8111	0.062	5.28		9	TETRYL
15.375	126395	7055	0.056	4.59		10	Nitrobenzene
17.229	161471	8997	0.056	5.85		12	2,4,6-Trinitrotolue
17.965	130753	6870	0.053	4.47		13	4-AM-2,6-DNT
18.529	86451	4677	0.054	3.04	$	1	3,4-Dinitrotoluene
19.079	164062	7799	0.048	5.07		14	2-AM-4,6-DNT
20.782	108843	5359	0.049	3.48		15	2,6-Dinitrotoluene
21.559	193940	8798	0.045	5.72		16	2,4-Dinitrotoluene
25.109	101216	3836	0.038	2.49		17	2-Nitrotoluene
27.065	134702	4672	0.035	3.04		18	4-Nitrotoluene
29.162	139938	4557	0.033	2.96		19	3-Nitrotoluene
31.182	528	49	0.093	0.03			
32.672	479	41	0.086	0.02			
	2536139	153565		100.000			

Total unknown % height = 0.1100

Data File: \\Terastation\share\GCdata\LC10.I\03082010.B\A-000047.D
Date : 10-MAR-2010 03:42
Client ID:
Sample Info: STD_05 10GCSV0072 8330 100ng/mL;2

Instrument: LC10.i
Operator: NS
Column diameter: 4.60

Column phase: SYNERGI HYDRORP C18

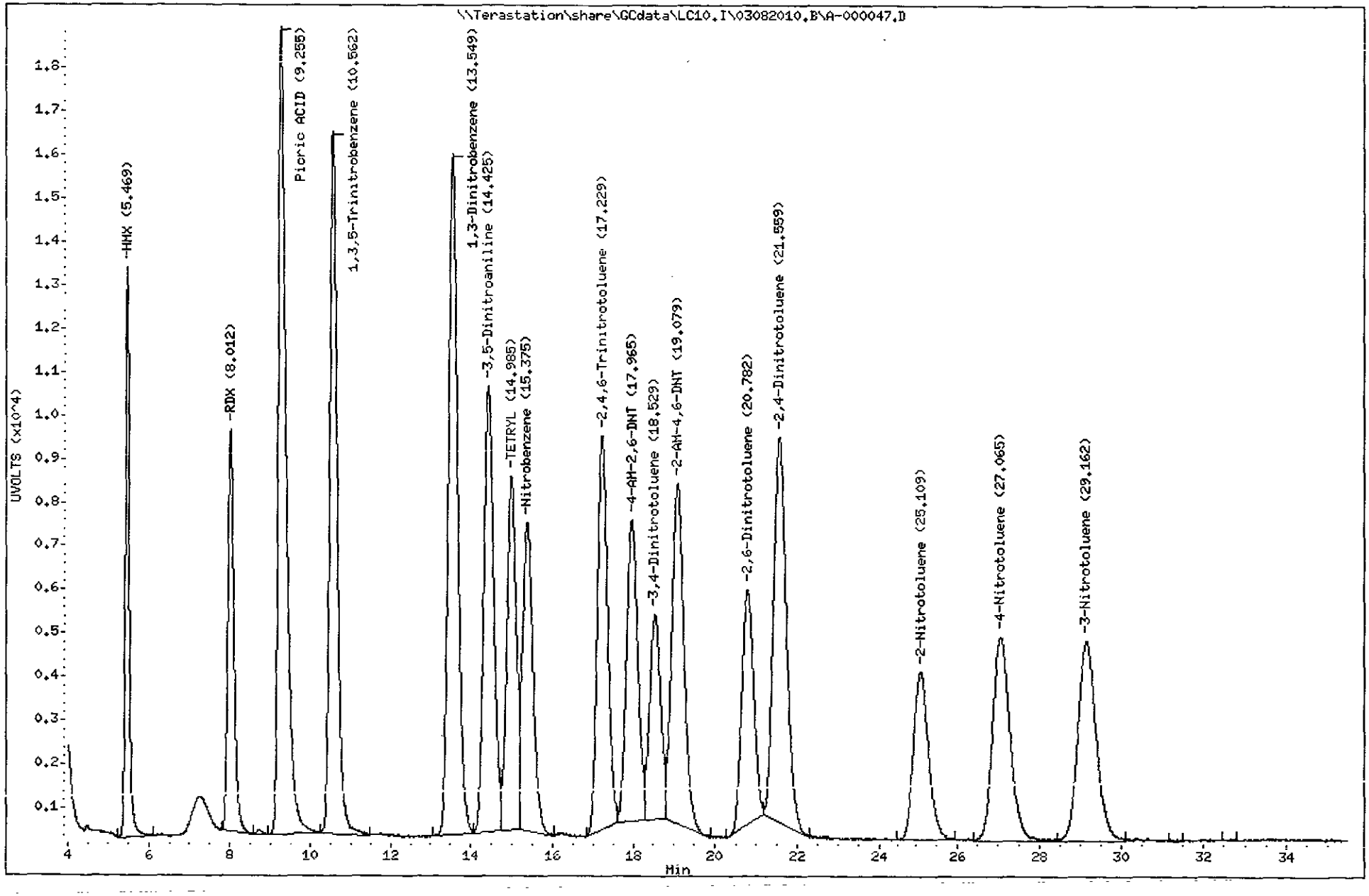

3260
North Canton

Test America West Sacramento

Method 8330

Data file : \\Terastation\share\GCdata\LC10.I\03082010.B\A-000047.D\A-000047
Lab Smp Id: STD_05 10GCSV0072 8
Inj Date : 10-MAR-2010 03:42
Operator : NS Inst ID: LC10.i
Smp Info : STD_05 10GCSV0072 8330 100ng/mL;2
Misc Info : ;5; ; ; ;3;CAL.sub; ;0;1
Comment : SOP SAC-LC-0009
Method : \\Terastation\share\GCdata\LC10.I\03082010.B\8330AB.M\83302.m
Meth Date : 10-Mar-2010 04:26 tap Quant Type: AREA%
Cal Date : 01-MAR-2010 23:38 Cal File: A-000017.d
Als bottle: 4 Continuing Calibration Sample
Dil Factor: 1.00000
Integrator: Falcon+ Compound Sublist: CAL.sub
Target Version: 4.14
Processing Host: SACP307HPLC

RT	AREA	HEIGHT	HT/AREA	% HEIGHT		COMPOUNDS
9.255	372683	27297	0.073	17.28		5 Picric ACID
10.569	3661	256	0.070	0.16		
13.549	126606	8072	0.064	5.08		
14.425	177404	10707	0.060	6.74		
14.989	176363	11010	0.062	6.93		
15.379	200666	11078	0.055	6.97		
16.259	106813	6282	0.059	3.95		11 Nitroglycerin
17.232	182202	9806	0.054	6.17		
17.965	214496	10671	0.050	6.72		
18.532	193310	9799	0.051	6.17	$	1 3,4-Dinitrotoluene
19.072	192230	8589	0.045	5.41		
20.782	213629	9719	0.045	6.12		
21.562	173605	7320	0.042	4.61		
25.095	245394	9241	0.038	5.82		
27.072	194595	6810	0.035	4.28		
29.152	275816	8951	0.032	5.63		
30.475	410	44	0.107	0.02		
30.649	333	57	0.171	0.03		
32.569	114519	2977	0.026	1.87		20 PETN
34.812	1440	68	0.047	0.04		
	3166174	158754		100.000		

Total unknown % height = 70.73

Data File: \\Terastation\share\GCdata\LC10.I\03082010.B\A-000047.D\A-000047.D
Date : 10-MAR-2010 03:42
Client ID:
Sample Info: STD_05 10GCSV0072 8330 100ng/mL;2

Instrument: LC10.i
Operator: NS
Column diameter: 4.60

Column phase: SYNERGI HYDRORP C18

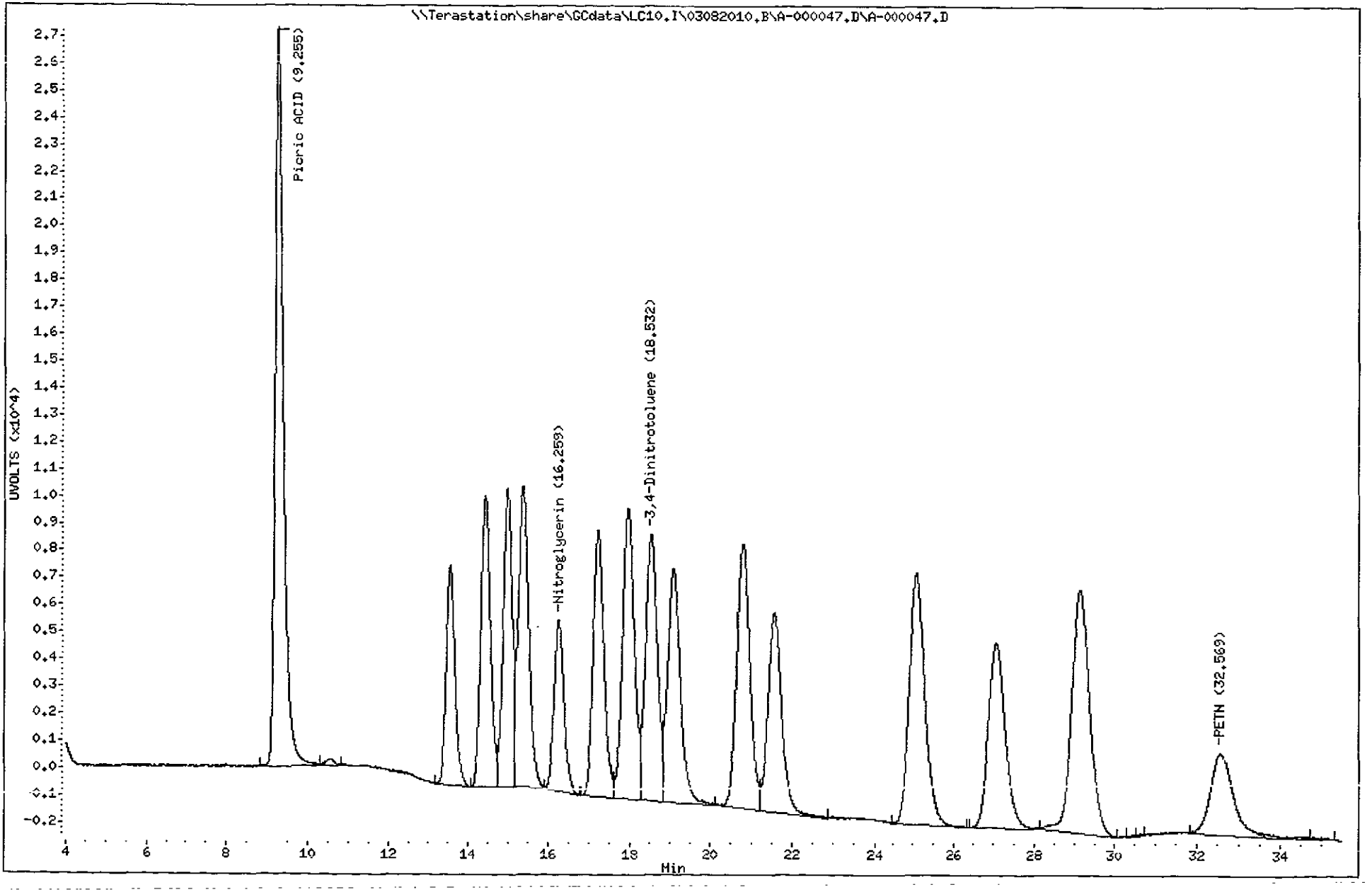

3262
North Canton

TestAmerica West Sacramento

A-000048.D

Chromatography Summary

Method 8330 Target Analyte Results

Sample : **LV2FQ1DL 0063129 A0B240490-20**

Injection Date: 3/10/2010 4:31 **Operator:** NS
DataFile: LC10 I\03082010.B\A-000048.D **Vial Num:** 50
Instrument ID: LC10
Method File: LC10.I\03082010.B\8330AB.M
Start Cal Date: 3/1/2010 17:59 **End Cal Date:** 3/1/2010 23:38

Dilution Factor	Extract Volume	Sample Volume	Sample Weight
1X	80 mL	0 mL	9.82 g

Matrix: SOIL **SubList:** SOLIDBQSM.sub **SpikeList:**
Samp. Info: LV2FQ1DL 0063129 A0B240490-20,0
Misc. Info: ;;;9.82;80;2;SOLIDBQSM.sub; ;0;1

	Synergi Hydro-RP C18(250nm-265nm)					Synergi Hydro-RP C18(358nm-205nm)							
Compound Name	RT	Diff	Response	Conc (ug/Kg)	Flag	RT	Diff	Response	Conc (ug/Kg)	Flag	MDL	RL	Flag
3,4-Dinitrotoluene	18.53	0.005	3265	551.6000<		18.53	-0.002	6199	517.3000		0.0000	0.00	
HMX	5 58	0.111	341	20 8700<							12.3218	259.25	45
RDX											12.2200	259.25	
Picric AC D											101.8330	1037.00	
1,3,5-Trinitrobenzene	10 59	0.028	351	17.7700<							10.1833	259.25	45
1,3-Dinitrobenzene											4 2770	259.25	
TETRYL											10.1833	259.25	
Nitrobenzene											17 9226	259.25	
2,4,6-Trinitrotoluene	17.38	0.155	443	17.7700<							19 7556	259.25	45
4-AM-2,6-DNT											10.1833	259.25	
2-AM-4,6-DNT											12.7291	311.10	
2,6-Dinitrotoluene											7 4338	259.25	
2,4-Dinitrotoluene											5.3971	259.25	
2-Nitrotoluene											13 2383	259.25	
4-Nitrotoluene											18.5336	518.50	
3-Nitrotoluene											15.7841	259 25	
Nitroglycerin											15.2749	518.50	
PETN											25 4582	518.50	
3,5-Dinitroaniline											8.9613	1348.09	

not conf.

m 3/10/10

Surrogates:	Spiked	Recovered	%Rec	Spiked	Recovered	%Rec	Limits
3,4-Dinitrotoluene	509.1650	551.6000	108	509.1650	517.3000	102	(81-127)

Notes:
M = Manually Integrated
D = Operator Disabled Result
O = Over Calibration Range

Signals Differ by More Than 40%
Signals Differ by More Than 50%

Printed: 3/10/2010 10:58 AM

Test America West Sacramento

Method 8330

Data file : \\Terastation\share\GCdata\LC10.I\03082010.B\A-000048.D
Lab Smp Id: LV2FQ1DL 0063129 A
Inj Date : 10-MAR-2010 04:31
Operator : NS Inst ID: LC10.i
Smp Info : LV2FQ1DL 0063129 A0B240490-20;0
Misc Info : ;;;9.82;80;2;SOLIDBQSM.sub; ;0;1
Comment : SOP SAC-LC-0009
Method : \\Terastation\share\GCdata\LC10.I\03082010.B\8330AB.m
Meth Date : 10-Mar-2010 04:26 tap Quant Type: AREA%
Cal Date : 01-MAR-2010 23:38 Cal File: A-000017.d
Als bottle: 50
Dil Factor: 1.00000
Integrator: Falcon+ Compound Sublist: SOLIDBQSM.sub
Target Version: 4.14
Processing Host: SACP307HPLC

Concentration Formula: Amt * DF * Uf*Vt / Ws * CpndVariable

Name	Value	Description
DF	1.000	Dilution Factor
Uf	1.000	Unit Correction Factor
Vt	80.000	Volume of final extract (mL)(1000 low, 2
Ws	9.820	Weight of sample extracted (g)
Cpnd Variable		Local Compound Variable

RT	AREA	HEIGHT	HT/AREA	% HEIGHT		COMPOUNDS
5.580	8490	341	0.040	5.75		2 HMX
6.063	2751	143	0.052	2.41		
7.823	1027	94	0.092	1.58		
9.150	109	16	0.147	0.27		
9.550	5574	283	0.051	4.77		
10.113	8960	617	0.069	10.41		
10.590	5331	351	0.066	5.92		6 1,3,5-Trinitrobenze
12.280	601	49	0.082	0.82		
13.847	1069	53	0.050	0.89		
14.853	944	83	0.088	1.40		
15.627	1875	73	0.039	1.23		
17.383	9803	443	0.045	7.47		12 2,4,6-Trinitrotolue
18.533	67127	3265	0.049	55.20	$	1 3,4-Dinitrotoluene
22.267	527	39	0.074	0.65		
28.217	1859	73	0.039	1.23		
	116047	5923		100.000		

Total unknown % height = 25.66

Data File: \\Terastation\share\GCdata\LC10.I\03082010.B\A-000048.D
Date : 10-MAR-2010 04:31
Client ID:
Sample Info: LV2FQ1DL 0063129 A0B240490-20:0
Volume Injected (uL): 500.0
Column phase: SYNERGI HYDRORP C18

Instrument: LC10.i
Operator: NS
Column diameter: 4.60

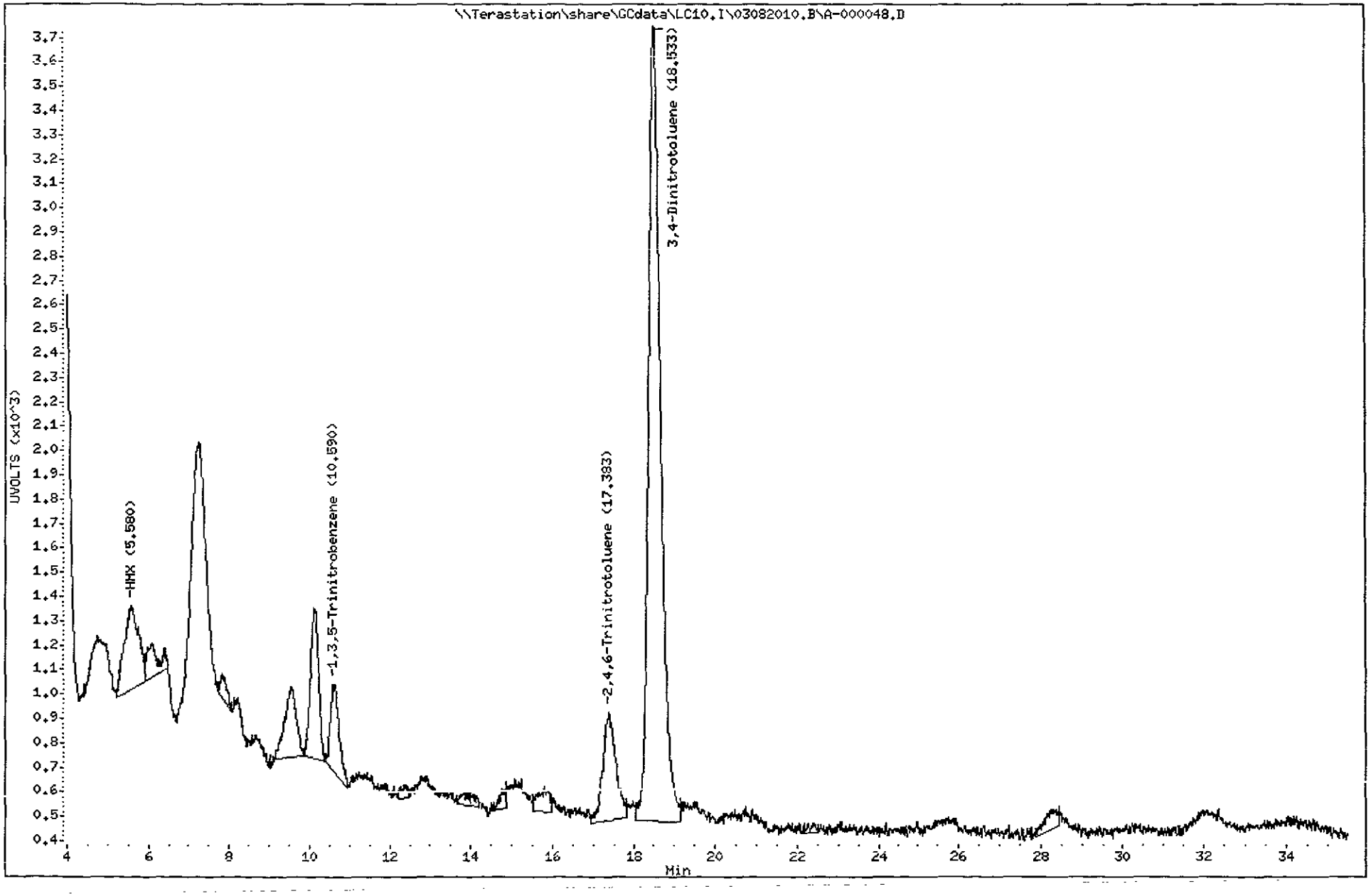

3265
North Canton

Test America West Sacramento

Method 8330

Data file : \\Terastation\share\GCdata\LC10.I\03082010.B\A-000048.D\A-000048
Lab Smp Id: LV2FQ1DL 0063129 A
Inj Date : 10-MAR-2010 04:31
Operator : NS Inst ID: LC10.i
Smp Info : LV2FQ1DL 0063129 A0B240490-20;0
Misc Info : ;;;9.82;80;2;SOLIDBQSM.sub; ;0;1
Comment : SOP SAC-LC-0009
Method : \\Terastation\share\GCdata\LC10.I\03082010.B\8330AB.M\83302.m
Meth Date : 10-Mar-2010 04:26 tap Quant Type: AREA%
Cal Date : 01-MAR-2010 23:38 Cal File: A-000017.d
Als bottle: 50
Dil Factor: 1.00000
Integrator: Falcon+ Compound Sublist: SOLIDBQSM.sub
Target Version: 4.14
Processing Host: SACP307HPLC

Concentration Formula: Amt * DF * Uf*Vt / Ws * CpndVariable

Name	Value	Description
DF	1.000	Dilution Factor
Uf	1.000	Unit Correction Factor
Vt	80.000	Volume of final extract (mL)(1000 low, 2
Ws	9.820	Weight of sample extracted (g)
Cpnd Variable		Local Compound Variable

RT	AREA	HEIGHT	HT/AREA	% HEIGHT	COMPOUNDS
6.060	6278	386	0.061	3.35	
8.653	1844	156	0.085	1.35	
9.697	1520	108	0.071	0.93	
14.057	13137	762	0.058	6.62	
14.887	6036	278	0.046	2.41	
16.523	11887	615	0.052	5.34	
17.400	13078	504	0.039	4.38	
18.530	123083	6199	0.050	54.02	$ 1 3,4-Dinitrotoluene
19.917	17001	631	0.037	5.48	
20.767	4172	134	0.032	1.16	
22.163	1666	100	0.060	0.86	
23.040	341	67	0.196	0.58	
23.377	1853	89	0.048	0.77	
24.970	5482	169	0.031	1.46	
26.633	1470	82	0.056	0.71	
28.223	14468	277	0.019	2.40	
30.837	8681	238	0.027	2.06	
31.247	5953	254	0.043	2.20	
31.930	20301	345	0.017	2.99	
33.117	3278	107	0.033	0.93	
	261529	11501		100.000	

Total unknown % height = 45.98

Data File: \\Terastation\share\GCdata\LC10.I\03082010.B\A-000048.D\A-000048.D
Date : 10-MAR-2010 04:31
Client ID:
Sample Info: LV2FQ1DL 0063129 A0B240490-20:0
Volume Injected (uL): 500.0
Column phase: SYNERGI HYDRORP C18

Instrument: LC10.i
Operator: NS
Column diameter: 4.60

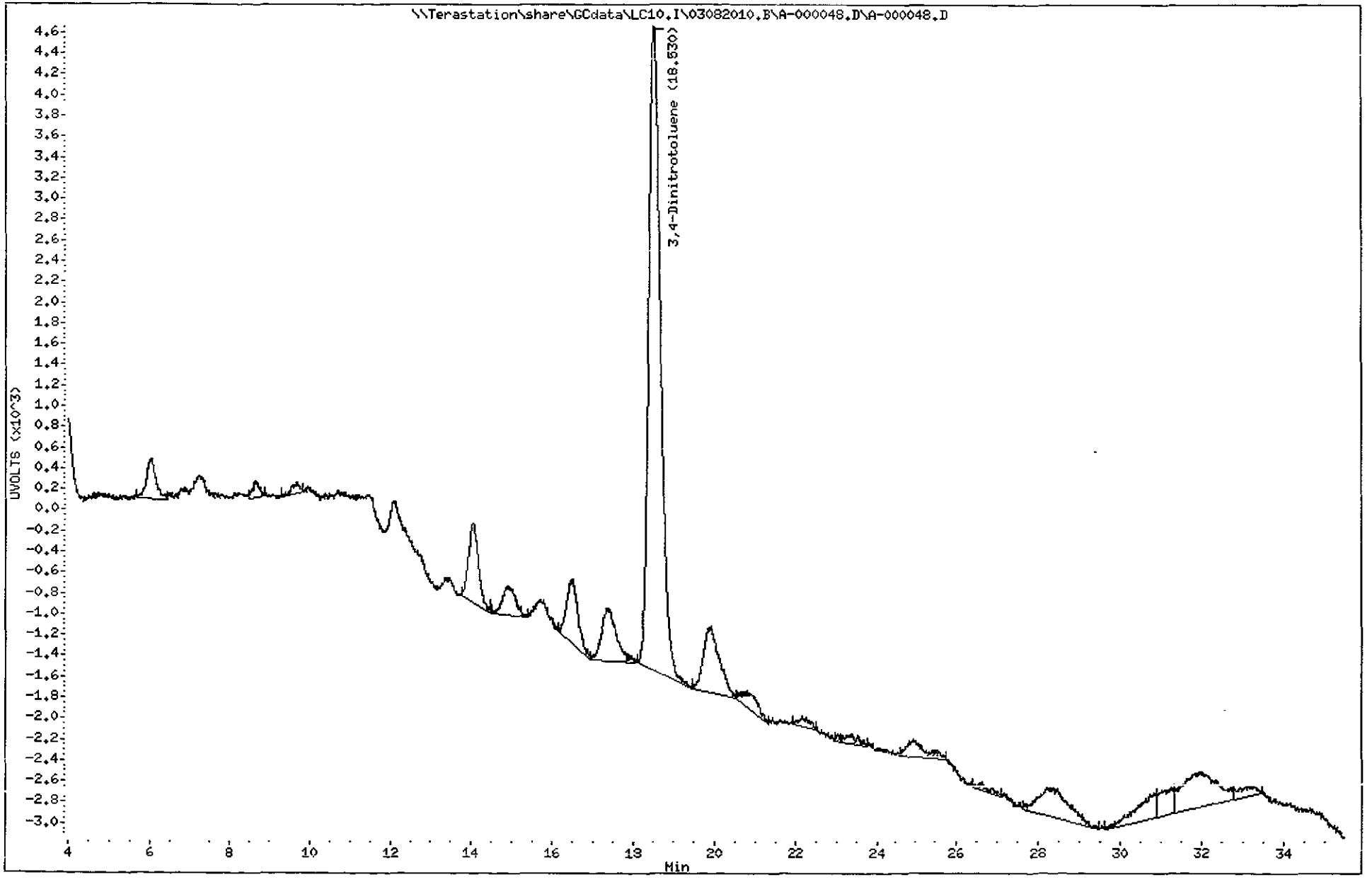

3267
North Canton

TestAmerica West Sacramento

A-000049.D

Chromatography Summary

Injection Date: 3/10/2010 5:20 **Operator:** NS

DataFile: LC10 I\03082010.B\A-000049.D **Vial Num:** 51

Method 8330 Target Analyte Results

Instrument ID: LC10

Sample : **LV2FQ1DM 0063129 A0B240490-20S** **Method File:** LC10.I\03082010.B\8330AB.M

Start Cal Date: 3/1/2010 17:59 **End Cal Date:** 3/1/2010 23:38

Dilution Factor	Extract Volume	Sample Volume	Sample Weight
1X	80 mL	0 mL	10.28 g

Matrix: SOIL **SubList:** SOLIDBQSM.sub **SpikeList:** SOLIDBQSM.sp

Samp. Info: LV2FQ1DM 0063129 A0B240490-20S;3

Misc. Info: MS,::10.28;80;2;SOLIDBQSM.sub;SOLIDBQSM spk;1;1

	Synergi Hydro-RP C18(250nm-265nm)							Synergi Hydro-RP C18(358nm-205nm)								
Compound Name	RT	Response	Conc (ug/Kg)	Spike Level	%R	Result	Flag	RT	Response	Conc (ug/Kg)	Spike Level	%R	Result	Flag	Limits(%)	Flag
3,4-Dinitrotoluene	18.54	2974	479.9000<	486.381323	99%	Acceptable		18.53	6015	479.5000	486.381323	99%	Acceptable		(81-127)	
HMX	5.47	8197	478.8000<	486.381323	98%	Acceptable					486.381323	0%	Fails		(75-125)	45
RDX	8.00	5351	461.5000<	486.381323	95%	Acceptable					486.381323	0%	Fails		(70-135)	45
Picric ACID				4863.81323	0%	Fails					4863.81323	0%	Fails		(70-130)	
1,3,5-Trinitrobenzene	10.56	10224	494.6000<	486.381323	102%	Acceptable					486.381323	0%	Fails		(75-125)	45
1,3-Dinitrobenzene	13.54	9659	478.7000<	486.381323	98%	Acceptable					486.381323	0%	Fails		(80-125)	45
TETRYL	14.98	4665	413.5000<	486.381323	85%	Acceptable					486.381323	0%	Fails		(10-150)	45
Nitrobenzene	15.37	4351	457.4000<	486.381323	94%	Acceptable					486.381323	0%	Fails		(75-125)	45
2,4,6-Trinitrotoluene	17.23	5587	455.0000<	486.381323	94%	Acceptable					486.381323	0%	Fails		(55-140)	45
4-AM-2,6-DNT	17.95	3371	368.0000<	486.381323	76%	Fails					486.381323	0%	Fails		(80-125)	45
2-AM-4,6-DNT	19.08	4657	446.5000<	486.381323	92%	Acceptable					486.381323	0%	Fails		(80-125)	45
2,6-Dinitrotoluene	20.80	3359	461.6000<	486.381323	95%	Acceptable					486.381323	0%	Fails		(80-120)	45
2,4-Dinitrotoluene	21.57	5479	464.1000<	486.381323	95%	Acceptable					486.381323	0%	Fails		(80-125)	45
2-Nitrotoluene	25.10	2399	458.4000<	486.381323	94%	Acceptable					486.381323	0%	Fails		(80-125)	45
4-Nitrotoluene	27.08	2844	454.4000<	486.381323	93%	Acceptable					486.381323	0%	Fails		(75-125)	45
3-Nitrotoluene	29.19	2785	451.4000<	486.381323	93%	Acceptable					486.381323	0%	Fails		(75-120)	45
Nitroglycerin				972.762646	0%	Fails		16.25	7963	988.4000<	972.762646	102%	Acceptable		(74-112)	45
PETN				972.762646	0%	Fails		32.60	4104	1010.0000<	972.762646	104%	Acceptable		(75-117)	45
3,5-Dinitroaniline	14.42	5567	420.7000<	486.381323	86%	Acceptable					486.381323	0%	Fails		(40-140)	45

Surrogates:	Spiked	Recovered	%Rec	Spiked	Recovered	%Rec	Limits
3,4-Dinitrotoluene	486.3813	479.9000	99	486.3813	479.5000	99	(81-127)

Notes:
M = Manually Integrated
D = Operator Disabled Result
O = Over Calibration Range

Signals Differ by More Than 40%
Signals Differ by More Than 50%

Printed: 3/10/2010 10:59 AM

Test America West Sacramento

Method 8330

Data file : \\Terastation\share\GCdata\LC10.I\03082010.B\A-000049.D
Lab Smp Id: LV2FQ1DM 0063129 A
Inj Date : 10-MAR-2010 05:20
Operator : NS Inst ID: LC10.i
Smp Info : LV2FQ1DM 0063129 A0B240490-20S;3
Misc Info : MS;;;10.28;80;2;SOLIDBQSM.sub;SOLIDBQSM.spk;1;1
Comment : SOP SAC-LC-0009
Method : \\Terastation\share\GCdata\LC10.I\03082010.B\8330AB.m
Meth Date : 10-Mar-2010 04:26 tap Quant Type: AREA%
Cal Date : 01-MAR-2010 23:38 Cal File: A-000017.d
Als bottle: 51 QC Sample: MS
Dil Factor: 1.00000
Integrator: Falcon+ Compound Sublist: SOLIDBQSM.sub
Target Version: 4.14
Processing Host: SACP307HPLC

Concentration Formula: Amt * DF * Uf*Vt / Ws * CpndVariable

Name	Value	Description
DF	1.000	Dilution Factor
Uf	1.000	Unit Correction Factor
Vt	80.000	Volume of final extract (mL)(1000 low, 2
Ws	10.280	Weight of sample extracted (g)
Cpnd Variable		Local Compound Variable

RT	AREA	HEIGHT	HT/AREA	% HEIGHT		COMPOUNDS
5.465	61361	8197	0.134	9.83		2 HMX
6.015	3115	232	0.074	0.27		
8.002	59828	5351	0.089	6.41		3 RDX
9.279	1740	151	0.087	0.18		
9.508	5724	296	0.052	0.35		
10.122	9761	686	0.070	0.82		
10.559	131416	10224	0.078	12.40		6 1,3,5-Trinitrobenze
11.435	3758	215	0.057	0.25		
12.702	247	42	0.170	0.05		
13.539	153962	9659	0.063	11.58		7 1,3-Dinitrobenzene
14.415	93000	5567	0.060	6.67		8 3,5-Dinitroaniline
14.975	74836	4665	0.062	5.59		9 TETRYL
15.372	79592	4351	0.055	5.21		10 Nitrobenzene
17.225	104747	5587	0.053	6.70		12 2,4,6-Trinitrotolue
17.948	65276	3371	0.052	4.04		13 4-AM-2,6-DNT
18.535	55749	2974	0.053	3.56	$	1 3,4-Dinitrotoluene
19.075	99020	4657	0.047	5.58		14 2-AM-4,6-DNT
20.795	69036	3359	0.049	4.02		15 2,6-Dinitrotoluene
21.569	121428	5479	0.045	6.57		16 2,4-Dinitrotoluene
24.289	611	43	0.070	0.05		
25.099	64954	2399	0.037	2.87		17 2-Nitrotoluene
27.079	80977	2844	0.035	3.41		18 4-Nitrotoluene
28.322	2682	115	0.043	0.13		
29.189	85291	2785	0.033	3.34		19 3-Nitrotoluene

RT	AREA	HEIGHT	HT/AREA	% HEIGHT	COMPOUNDS
32.132	1795	70	0.039	0.08	
33.288	530	38	0.072	0.04	
	1430437	83357		100.000	

Total unknown % height = 2.220

Data File: \\Terastation\share\GCdata\LC10.I\03082010.B\A-000049.D
Date : 10-MAR-2010 05:20
Client ID:
Sample Info: LV2FQ1DM 0063129 A0B240490-20S:3
Volume Injected (uL): 500.0
Column phase: SYNERGI HYDRORP C18

Instrument: LC10.i
Operator: NS
Column diameter: 4.60

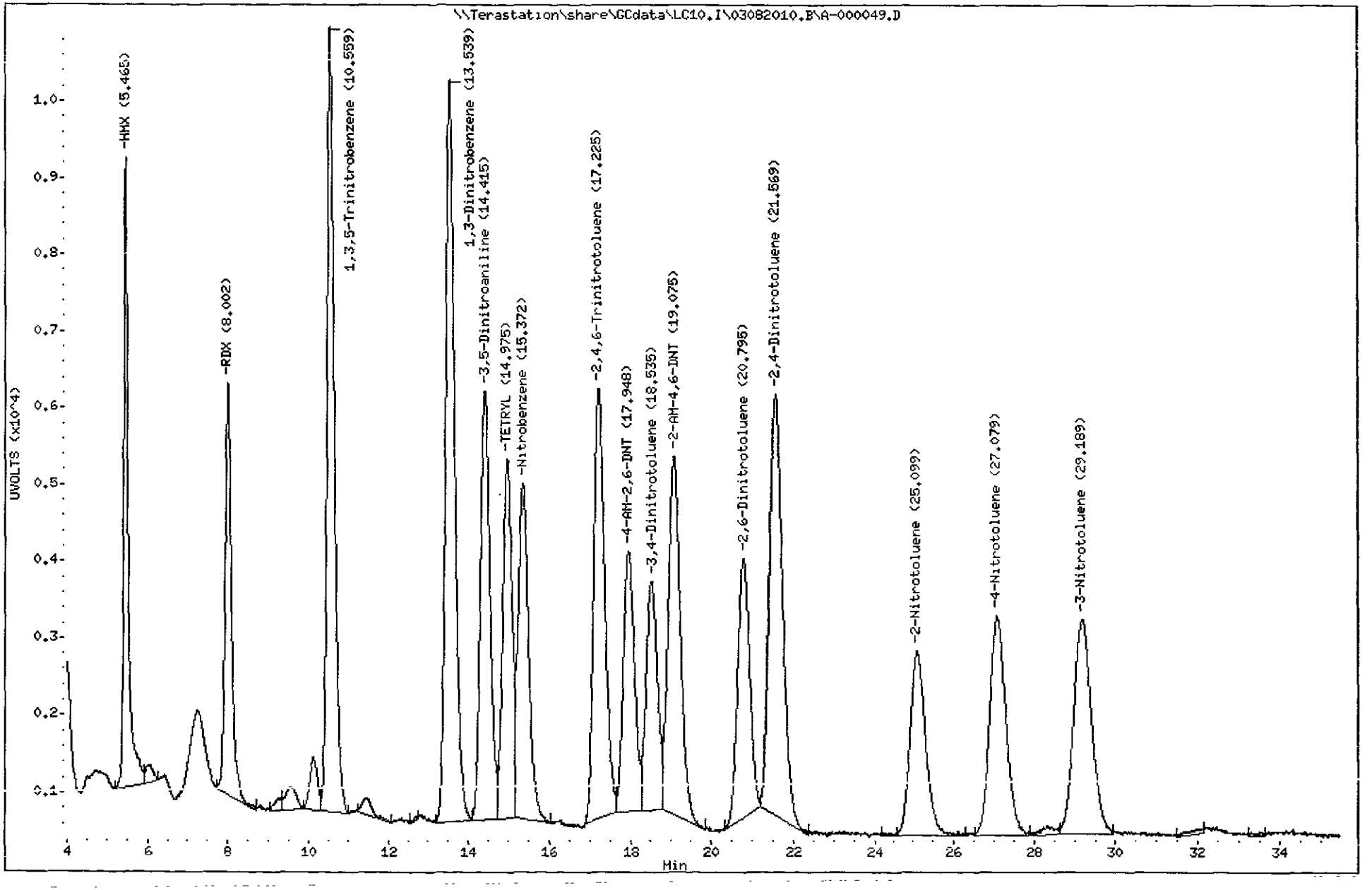

3271
North Canton

Test America West Sacramento

Method 8330

Data file : \\Terastation\share\GCdata\LC10.I\03082010.B\A-000049.D\A-000049
Lab Smp Id: LV2FQ1DM 0063129 A
Inj Date : 10-MAR-2010 05:20
Operator : NS Inst ID: LC10.i
Smp Info : LV2FQ1DM 0063129 A0B240490-20S;3
Misc Info : MS;;;10.28;80;2;SOLIDBQSM.sub;SOLIDBQSM.spk;1;1
Comment : SOP SAC-LC-0009
Method : \\Terastation\share\GCdata\LC10.I\03082010.B\8330AB.M\83302.m
Meth Date : 10-Mar-2010 04:26 tap Quant Type: AREA%
Cal Date : 01-MAR-2010 23:38 Cal File: A-000017.d
Als bottle: 51 QC Sample: MS
Dil Factor: 1.00000
Integrator: Falcon+ Compound Sublist: SOLIDBQSM.sub
Target Version: 4.14
Processing Host: SACP307HPLC

Concentration Formula: Amt * DF * Uf*Vt / Ws * CpndVariable

Name	Value	Description
DF	1.000	Dilution Factor
Uf	1.000	Unit Correction Factor
Vt	80.000	Volume of final extract (mL)(1000 low, 2
Ws	10.280	Weight of sample extracted (g)
Cpnd Variable		Local Compound Variable

RT	AREA	HEIGHT	HT/AREA	% HEIGHT	COMPOUNDS
6.052	8515	562	0.066	0.64	
7.279	3535	212	0.060	0.24	
9.678	4318	167	0.039	0.19	
10.535	1427	134	0.094	0.15	
13.539	79144	5007	0.063	5.73	
14.412	98231	5880	0.060	6.73	
14.972	101510	6308	0.062	7.22	
15.362	124391	6862	0.055	7.86	
16.249	138075	7963	0.058	9.24	11 Nitroglycerin
17.229	114178	6003	0.053	6.87	
17.952	105005	5217	0.050	5.97	
18.525	117786	6015	0.051	6.89	$ 1 3,4-Dinitrotoluene
19.069	102897	4916	0.048	5.63	
19.879	13897	620	0.045	0.71	
20.795	129655	5987	0.046	6.86	
21.562	107196	4501	0.042	5.15	
23.169	2376	78	0.033	0.08	
25.112	152477	5690	0.037	6.52	
26.502	556	53	0.095	0.06	
27.079	118093	4190	0.035	4.80	
28.382	4783	205	0.043	0.23	
29.185	165250	5450	0.033	6.24	
30.505	1314	115	0.088	0.13	
31.012	7037	279	0.040	0.31	

RT	AREA	HEIGHT	HT/AREA	% HEIGHT	COMPOUNDS
31.289	5911	318	0.054	0.36	
31.672	6263	428	0.068	0.49	
32.602	169382	4104	0.024	4.70	20 PETN
	1883203	87264		100.000	

Total unknown % height = 79.17

Data File: \\Terastation\share\GCdata\LC10.I\03082010.B\A-000049.D\A-000049.D
Date : 10-MAR-2010 05:20
Client ID:
Sample Info: LV2FQ1DM 0063129 A0B240490-20S;3
Volume Injected (uL): 500.0
Column phase: SYNERGI HYDRORP C18

Instrument: LC10.i
Operator: NS
Column diameter: 4.60

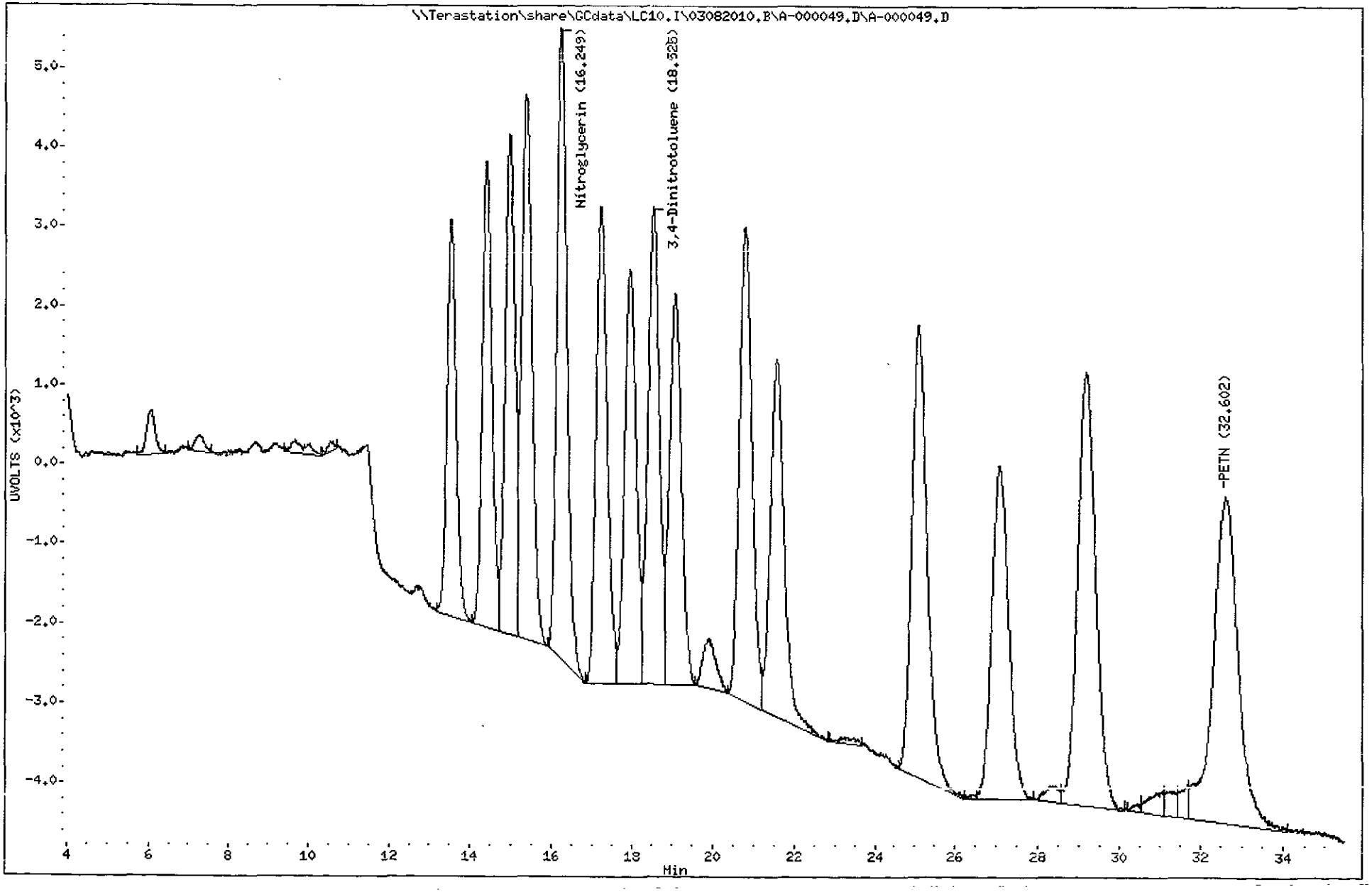

3274
North Canton

TestAmerica West Sacramento

A-000050.D

Chromatography Summary

Injection Date: 3/10/2010 6:08 **Operator:** NS

DataFile: LC10.I\03082010.B\A-000050.D **Vial Num:** 52

Instrument ID: LC10

Method 8330 Target Analyte Results

Sample : **LV2FQ1DN 0063129 A0B240490-20D**

Method File: LC10.I\03082010.B\8330AB.M

Start Cal Date: 3/1/2010 17:59 **End Cal Date:** 3/1/2010 23:38

Dilution Factor	Extract Volume	Sample Volume	Sample Weight
1X	80 mL	0 mL	10.44 g

Matrix: SOIL **SubList:** SOLIDBQSM.sub **SpikeList:** SOLIDBQSM.sp

Samp. Info: LV2FQ1DN 0063129 A0B240490-20D;3

Misc. Info: MSD;;,10.44;80;2;SOLIDBQSM sub;SOLIDBQSM.spk;1,1

	Synergi Hydro-RP C18(250nm-265nm)							Synergi Hydro-RP C18(358nm-205nm)								
Compound Name	RT	Response	Conc (ug/Kg)	Spike Level	%R	Result	Flag	RT	Response	Conc (ug/Kg)	Spike Level	%R	Result	Flag	Limits(%)	Flag
3,4-Dinitrotoluene	18.53	2966	471.3000<	478.927203	98%	Acceptable		18.53	6099	478.7000	478.927203	100%	Acceptable		(81-127)	
HMX	5.46	8340	479.7000<	478.927203	100%	Acceptable					478.927203	0%	Fails		(75-125)	45
RDX	8.01	5466	464.2000<	478.927203	97%	Acceptable					478.927203	0%	Fails		(70-135)	45
Picric ACID				4789.272031	0%	Fails					4789.272031	0%	Fails		(70-130)	
1,3,5-Trinitrobenzene	10.56	10436	497.1000<	478.927203	104%	Acceptable					478.927203	0%	Fails		(75-125)	45
1,3-Dinitrobenzene	13.55	9811	478.8000<	478.927203	100%	Acceptable					478.927203	0%	Fails		(80-125)	45
TETRYL	14.99	4661	406.8000<	478.927203	85%	Acceptable					478.927203	0%	Fails		(10-150)	45
Nitrobenzene	15.38	4455	461.1000<	478.927203	96%	Acceptable					478.927203	0%	Fails		(75-125)	45
2,4,6-Trinitrotoluene	17.23	5640	452.3000<	478.927203	94%	Acceptable					478.927203	0%	Fails		(55-140)	45
4-AM-2,6-DNT	17.96	3433	369.0000<	478.927203	77%	Fails					478.927203	0%	Fails		(80-125)	45
2-AM-4,6-DNT	19.08	4698	443.5000<	478.927203	93%	Acceptable					478.927203	0%	Fails		(80-125)	45
2,6-Dinitrotoluene	20.80	3396	459.5000<	478.927203	96%	Acceptable					478.927203	0%	Fails		(80-120)	45
2,4-Dinitrotoluene	21.56	5548	462.7000<	478.927203	97%	Acceptable					478.927203	0%	Fails		(80-125)	45
2-Nitrotoluene	25.11	2433	457.8000<	478.927203	96%	Acceptable					478.927203	0%	Fails		(80-125)	45
4-Nitrotoluene	27.06	2914	458.4000<	478.927203	96%	Acceptable					478.927203	0%	Fails		(75-125)	45
3-Nitrotoluene	29.15	2831	451.8000<	478.927203	94%	Acceptable					478.927203	0%	Fails		(75-120)	45
Nitroglycerin				957.854406	0%	Fails		16.25	11755	1437.0000<	957.854406	150%	Fails		(74-112)	45
PETN				957.854406	0%	Fails		32.56	4057	983.4000<	957.854406	103%	Acceptable		(75-117)	45
3,5-Dinitroaniline	14.43	5631	419.0000<	478.927203	87%	Acceptable					478.927203	0%	Fails		(40-140)	45

mr 3/10/10

Surrogates:	Spiked	Recovered	%Rec	Spiked	Recovered	%Rec	Limits
3,4-Dinitrotoluene	478.9272	471.3000	98	478.9272	478.7000	100	(81-127)

Notes:

M = Manually Integrated

D = Operator Disabled Result

O = Over Calibration Range

Signals Differ by More Than 40%

Signals Differ by More Than 50%

Printed: 3/10/2010 10:59 AM

Test America West Sacramento

Method 8330

Data file : \\Terastation\share\GCdata\LC10.I\03082010.B\A-000050.D
Lab Smp Id: LV2FQ1DN 0063129 A
Inj Date : 10-MAR-2010 06:08
Operator : NS Inst ID: LC10.i
Smp Info : LV2FQ1DN 0063129 A0B240490-20D;3
Misc Info : MSD;;;10.44;80;2;SOLIDBQSM.sub;SOLIDBQSM.spk;1;1
Comment : SOP SAC-LC-0009
Method : \\Terastation\share\GCdata\LC10.I\03082010.B\8330AB.m
Meth Date : 10-Mar-2010 04:26 tap Quant Type: AREA%
Cal Date : 01-MAR-2010 23:38 Cal File: A-000017.d
Als bottle: 52 QC Sample: MSD
Dil Factor: 1.00000
Integrator: Falcon+ Compound Sublist: SOLIDBQSM.sub
Target Version: 4.14
Processing Host: SACP307HPLC

Concentration Formula: Amt * DF * Uf*Vt / Ws * CpndVariable

Name	Value	Description
DF	1.000	Dilution Factor
Uf	1.000	Unit Correction Factor
Vt	80.000	Volume of final extract (mL)(1000 low, 2
Ws	10.440	Weight of sample extracted (g)
Cpnd Variable		Local Compound Variable

RT	AREA	HEIGHT	HT/AREA	% HEIGHT		COMPOUNDS
5.463	62296	8340	0.134	9.80		2 HMX
6.043	14452	840	0.058	0.98		
8.007	60370	5466	0.091	6.42		3 RDX
9.230	2017	176	0.087	0.20		
9.563	8139	378	0.046	0.44		
10.127	12426	788	0.063	0.92		
10.563	137635	10436	0.076	12.39		6 1,3,5-Trinitrobenze
12.277	659	38	0.058	0.04		
12.737	634	68	0.107	0.07		
13.547	154854	9811	0.063	11.53		7 1,3-Dinitrobenzene
14.427	92468	5631	0.061	6.62		8 3,5-Dinitroaniline
14.990	75280	4661	0.062	5.47		9 TETRYL
15.380	80899	4455	0.055	5.23		10 Nitrobenzene
17.233	105247	5640	0.054	6.63		12 2,4,6-Trinitrotolue
17.957	65059	3433	0.053	4.03		13 4-AM-2,6-DNT
18.533	56345	2966	0.053	3.48	$	1 3,4-Dinitrotoluene
19.080	99274	4698	0.047	5.52		14 2-AM-4,6-DNT
20.797	69575	3396	0.049	3.99		15 2,6-Dinitrotoluene
21.560	121466	5548	0.046	6.52		16 2,4-Dinitrotoluene
25.107	65112	2433	0.037	2.86		17 2-Nitrotoluene
27.060	82710	2914	0.035	3.42		18 4-Nitrotoluene
29.150	85292	2831	0.033	3.32		19 3-Nitrotoluene
31.473	234	47	0.201	0.05		
32.780	605	62	0.102	0.07		

RT	AREA	HEIGHT	HT/AREA	% HEIGHT	COMPOUNDS
	1453049	85056		100.000	

Total unknown % height = 2.770

Data File: \\Terastation\share\GCdata\LC10.I\03082010.B\A-000050.D
Date : 10-MAR-2010 06:08
Client ID:
Sample Info: LV2FQ1DN 0063129 A0B240490-20D;3
Volume Injected (uL): 500.0
Column phase: SYNERGI HYDRORP C18

Instrument: LC10.i
Operator: NS
Column diameter: 4.60

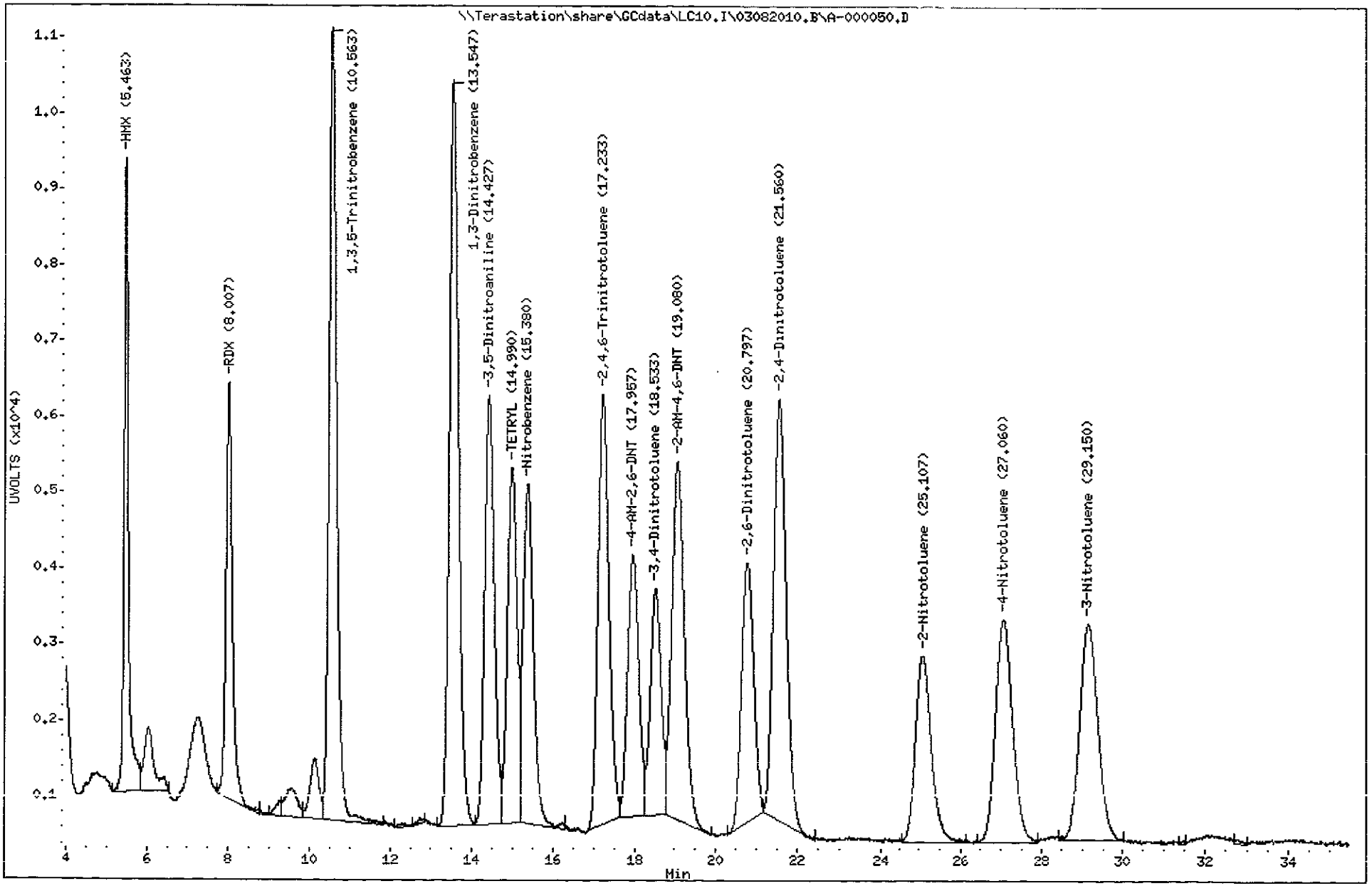

3278

North Canton

Test America West Sacramento

Method 8330

Data file : \\Terastation\share\GCdata\LC10.I\03082010.B\A-000050.D\A-000050
Lab Smp Id: LV2FQ1DN 0063129 A
Inj Date : 10-MAR-2010 06:08
Operator : NS Inst ID: LC10.i
Smp Info : LV2FQ1DN 0063129 A0B240490-20D;3
Misc Info : MSD;;;10.44;80;2;SOLIDBQSM.sub;SOLIDBQSM.spk;1;1
Comment : SOP SAC-LC-0009
Method : \\Terastation\share\GCdata\LC10.I\03082010.B\8330AB.M\83302.m
Meth Date : 10-Mar-2010 04:26 tap Quant Type: AREA%
Cal Date : 01-MAR-2010 23:38 Cal File: A-000017.d
Als bottle: 52 QC Sample: MSD
Dil Factor: 1.00000
Integrator: Falcon+ Compound Sublist: SOLIDBQSM.sub
Target Version: 4.14
Processing Host: SACP307HPLC

Concentration Formula: Amt * DF * Uf*Vt / Ws * CpndVariable

Name	Value	Description
DF	1.000	Dilution Factor
Uf	1.000	Unit Correction Factor
Vt	80.000	Volume of final extract (mL)(1000 low, 2
Ws	10.440	Weight of sample extracted (g)
Cpnd Variable		Local Compound Variable

RT	AREA	HEIGHT	HT/AREA	% HEIGHT		COMPOUNDS
6.043	20641	1450	0.070	1.55		
7.247	3980	220	0.055	0.23		
8.683	2191	165	0.075	0.17		
10.583	1915	128	0.067	0.13		
13.547	78616	5062	0.064	5.44		
14.427	97097	5946	0.061	6.39		
14.990	98212	6216	0.063	6.68		
15.380	125824	6962	0.055	7.48		
16.253	203929	11755	0.058	12.79		11 Nitroglycerin
17.237	118643	6130	0.052	6.59		
17.960	107721	5353	0.050	5.75		
18.533	118947	6099	0.051	6.56	$	1 3,4-Dinitrotoluene
19.067	109810	5058	0.046	5.44		
19.900	16792	719	0.043	0.77		
20.790	130978	6064	0.046	6.52		
21.557	104945	4512	0.043	4.85		
23.193	467	52	0.111	0.05		
25.103	78511	6092	0.078	6.55		
27.063	129687	4362	0.034	4.69		
28.290	13212	347	0.026	0.37		
29.157	175852	5714	0.032	6.14		
30.557	249	36	0.145	0.03		
30.837	385	50	0.130	0.05		
31.537	952	101	0.106	0.10		

RT	AREA	HEIGHT	HT/AREA	% HEIGHT	COMPOUNDS
31.887	3045	235	0.077	0.25	
32.557	155821	4057	0.026	4.36	20 PETN
34.783	1827	71	0.039	0.07	
	1900250	92956		100.000	

Total unknown % height = 76.29

Data File: \\Terastation\share\GCdata\LC10,I\03082010,B\A-000050,D\A-000050,D
Date : 10-MAR-2010 06:08
Client ID:
Sample Info: LV2FQ1DN 0063129 A0B240490-20D;3
Volume Injected (uL): 500.0
Column phase: SYNERGI HYDRORP C18

Instrument: LC10,i
Operator: NS
Column diameter: 4.60

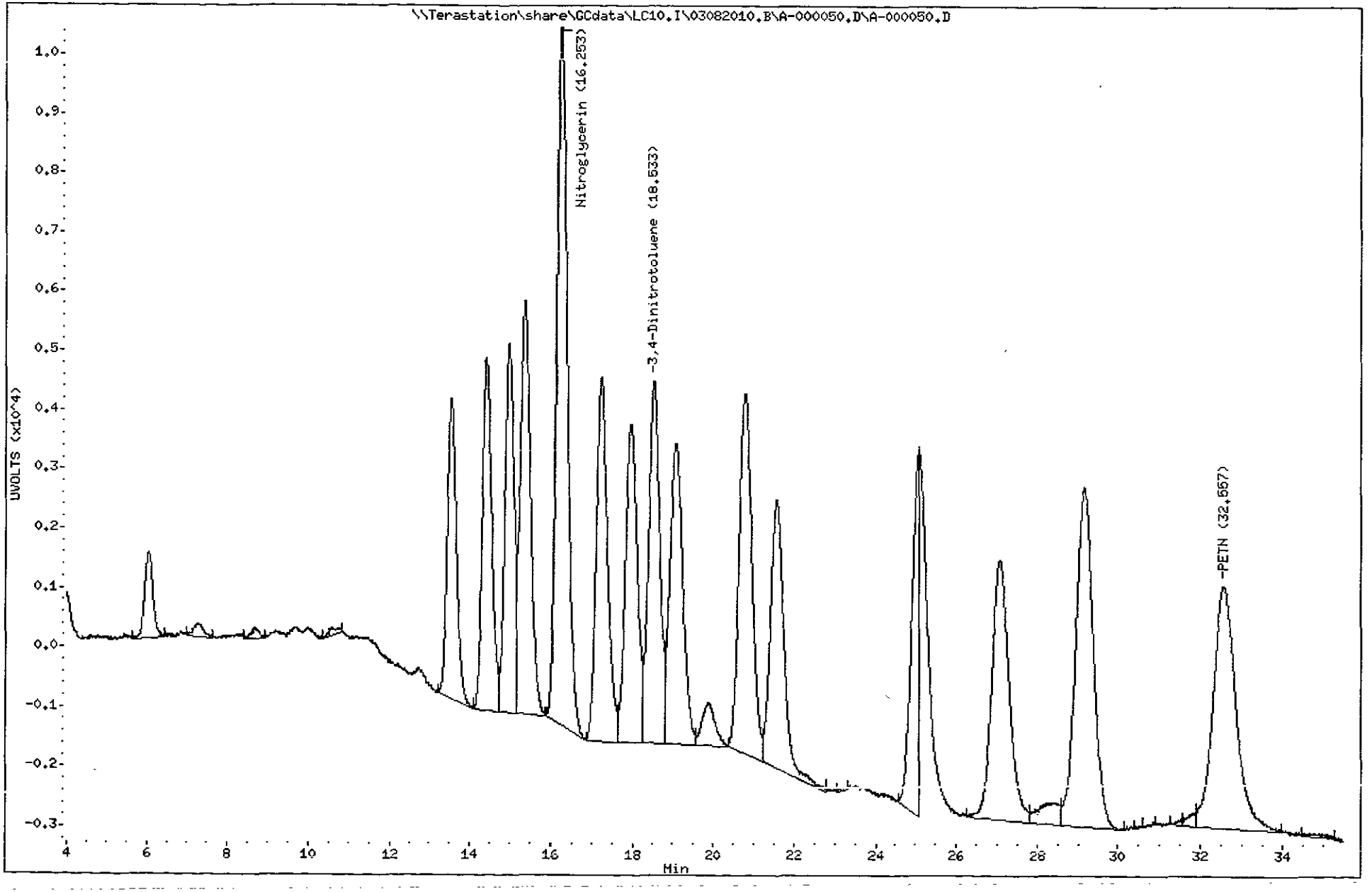

3281

North Canton

TestAmerica West Sacramento

A-000058.D

Chromatography Summary

Injection Date: 3/10/2010 12 36 **Operator:** NS

DataFile: LC10.I\03082010.B\A-000058 D **Vial Num:** 5

Instrument ID: LC10

Method 8330 Target Analyte Results

Sample : **STD_05 10GCSV0072 8330 100ng/mL**

Method File: LC10 I\03082010.B\8330AB.M

Start Cal Date: 3/1/2010 17:59 **End Cal Date:** 3/1/2010 23:38

Dilution Factor	Extract Volume	Sample Volume	Sample Weight
1X	0 mL	0 mL	0 g

Matrix: NONE **SubList:** CAL sub **SpikeList:**

Samp. Info: STD_05 10GCSV0072 8330 100ng/mL;2

Misc. Info: ;5; ; ; 3;CAL.sub; ;0;1

	Synergi Hydro-RP C18(250nm-265nm)							Synergi Hydro-RP C18(358nm-205nm)								
Compound Name	**RT**	**Response**	**PPB**	**Spike Level**	**%D**	**Result**	**Flag**	**RT**	**Response**	**PPB**	**Spike Level**	**%D**	**Result**	**Flag**	**Limits(%)**	**Flag**
3,4-Dinitrotoluene	18 55	4714	97.7600<	100	-2%	Acceptable		18.54	9707	99 4400	100	-1%	Acceptable		(±15)	
HMX	5.47	13040	97.8800<	100	-2%	Acceptable					100	-100%	Fails		(±15)	45
RDX	8.01	9169	101 6000<	100	2%	Acceptable					100	-100%	Fails		(±15)	45
Picric ACID	9.26	18515	211.2000	200	6%	Acceptable		9 26	27261	211.8000<	200	6%	Acceptable		(±15)	
1,3,5-Trinitrobenzene	10.57	16055	99.8000<	100	0%	Acceptable					100	-100%	Fails		(±15)	45
1,3-Dinitrobenzene	13.55	15597	99.3300<	100	-1%	Acceptable					100	-100%	Fails		(±15)	45
TETRYL	14.99	8126	92.5500<	100	-7%	Acceptable					100	-100%	Fails		(±15)	45
Nitrobenzene	15 39	7227	97.6200<	100	-2%	Acceptable					100	-100%	Fails		(±15)	45
2,4,6-Trinitrotoluene	17 24	8987	94.0500<	100	-6%	Acceptable					100	-100%	Fails		(±15)	45
4-AM-2,6-DNT	17.98	6894	96.7100<	100	-3%	Acceptable					100	-100%	Fails		(±15)	45
2-AM-4,6-DNT	19.09	7797	96.0600<	100	-4%	Acceptable					100	-100%	Fails		(±15)	45
2,6-Dinitrotoluene	20.80	5362	94.6800<	100	-5%	Acceptable					100	-100%	Fails		(±15)	45
2,4-Dinitrotoluene	21.58	8759	95.3300<	100	-5%	Acceptable					100	-100%	Fails		(±15)	45
2-Nitrotoluene	25 13	3956	97.1300<	100	-3%	Acceptable					100	-100%	Fails		(±15)	45
4-Nitrotoluene	27.11	4751	97.5400<	100	-2%	Acceptable					100	-100%	Fails		(±15)	45
3-Nitrotoluene	29.21	4618	96.1800<	100	-4%	Acceptable					100	-100%	Fails		(±15)	45
Nitroglycerin				**100**	**-100%**	**Fails**		16.26	6316	100.7000<	100	1%	Acceptable		(±15)	45
PETN				**100**	**-100%**	**Fails**		32 65	3051	96.5100<	100	-3%	Acceptable		(±15)	45
3,5-Dinitroaniline	14.43	10153	98 5900<	100	-1%	Acceptable					100	-100%	Fails		(±15)	45
EGDN				**100**	**-100%**	**Fails**					100	-100%	Fails		(±15)	

3/11/10

Notes:
M = Manually Integrated
D = Operator Disabled Result
O = Over Calibration Range

Signals Differ by More Than 40%
Signals Differ by More Than 50%

Printed: 3/11/2010 9:12 AM

Test America West Sacramento

Method 8330

Data file : \\Terastation\share\GCdata\LC10.I\03082010.B\A-000058.D
Lab Smp Id: STD_05 10GCSV0072 8
Inj Date : 10-MAR-2010 12:36
Operator : NS Inst ID: LC10.i
Smp Info : STD_05 10GCSV0072 8330 100ng/mL;2
Misc Info : ;5; ; ; ;3;CAL.sub; ;0;1
Comment : SOP SAC-LC-0009
Method : \\Terastation\share\GCdata\LC10.I\03082010.B\8330AB.m
Meth Date : 10-Mar-2010 13:20 tap Quant Type: AREA%
Cal Date : 01-MAR-2010 23:38 Cal File: A-000017.d
Als bottle: 5 Continuing Calibration Sample
Dil Factor: 1.00000
Integrator: Falcon+ Compound Sublist: CAL.sub
Target Version: 4.14
Processing Host: SACP307HPLC

RT	AREA	HEIGHT	HT/AREA	% HEIGHT			COMPOUNDS
5.465	84749	13040	0.154	8.47		2	HMX
8.012	95520	9169	0.096	5.95		3	RDX
8.712	894	92	0.103	0.05			
9.262	252184	18515	0.073	12.12		5	Picric ACID
10.565	206439	16055	0.078	10.43		6	1,3,5-Trinitrobenze
13.152	204	26	0.128	0.01			
13.552	246419	15597	0.063	10.13		7	1,3-Dinitrobenzene
14.432	168590	10153	0.060	6.59		8	3,5-Dinitroaniline
14.992	130719	8126	0.062	5.27		9	TETRYL
15.389	129357	7227	0.056	4.69		10	Nitrobenzene
17.235	161449	8987	0.056	5.83		12	2,4,6-Trinitrotolue
17.975	130994	6894	0.053	4.47		13	4-AM-2,6-DNT
18.545	86531	4714	0.054	3.06	$	1	3,4-Dinitrotoluene
19.092	164206	7797	0.047	5.06		14	2-AM-4,6-DNT
20.802	109780	5362	0.049	3.48		15	2,6-Dinitrotoluene
21.579	192724	8759	0.045	5.69		16	2,4-Dinitrotoluene
22.669	635	50	0.079	0.03			
24.362	139	34	0.245	0.02			
25.129	105333	3956	0.038	2.57		17	2-Nitrotoluene
27.112	136517	4751	0.035	3.08		18	4-Nitrotoluene
29.205	142788	4618	0.032	3.00		19	3-Nitrotoluene
	2546169	153922		100.000			

Total unknown % height = 0.1100

Data File: \\Terastation\share\GCdata\LC10.I\03082010.B\A-000058.D
Date : 10-MAR-2010 12:36
Client ID:
Sample Info: STD_05 10GCSV0072 8330 100ng/mL;2

Instrument: LC10.i
Operator: NS
Column diameter: 4.60

Column phase: SYNERGI HYDRORP C18

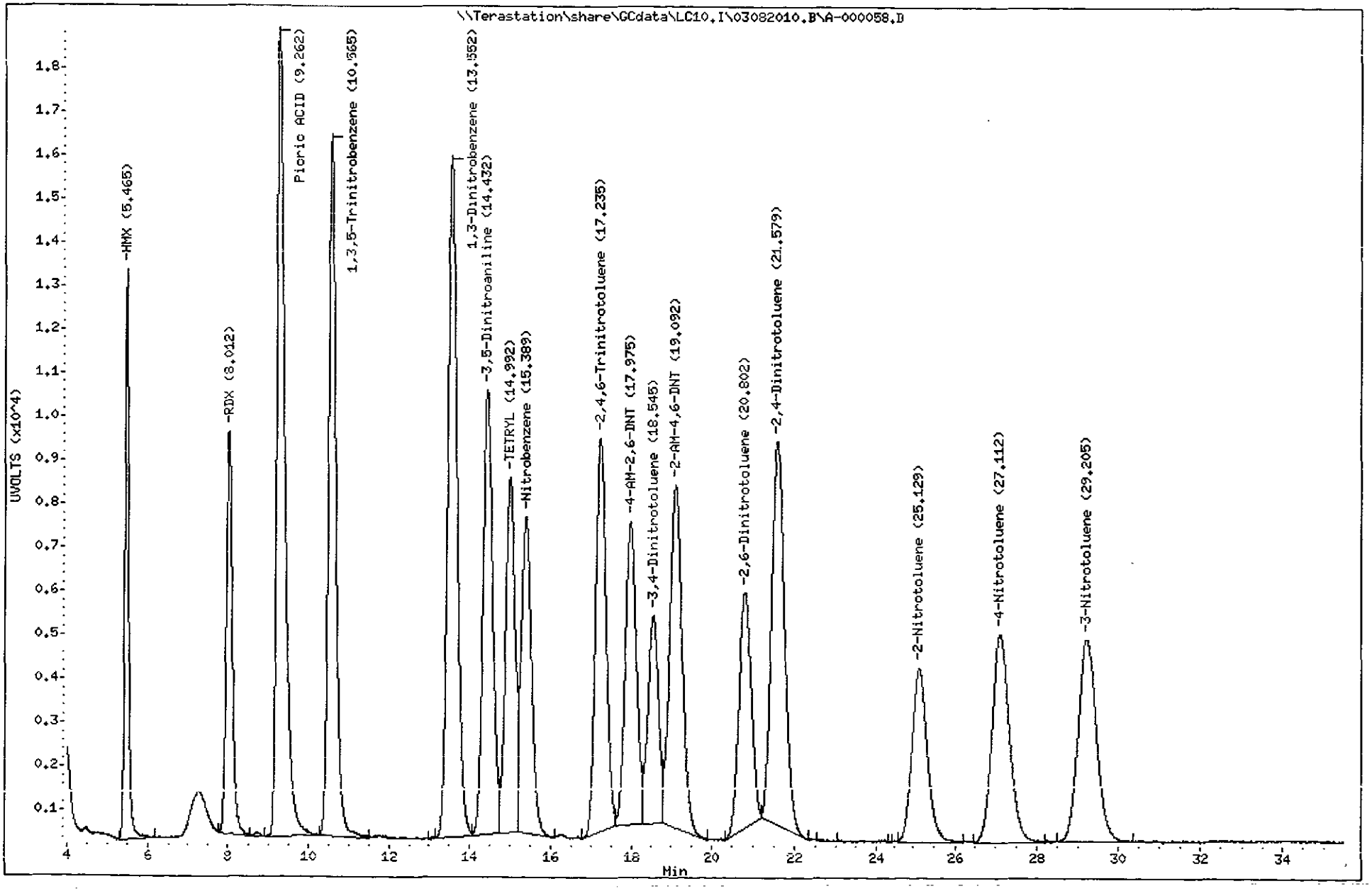

3284
North Canton

Test America West Sacramento

Method 8330

Data file : \\Terastation\share\GCdata\LC10.I\03082010.B\A-000058.D\A-000058
Lab Smp Id: STD_05 10GCSV0072 8
Inj Date : 10-MAR-2010 12:36
Operator : NS Inst ID: LC10.i
Smp Info : STD_05 10GCSV0072 8330 100ng/mL;2
Misc Info : ;5; ; ; ;3;CAL.sub; ;0;1
Comment : SOP SAC-LC-0009
Method : \\Terastation\share\GCdata\LC10.I\03082010.B\8330AB.M\83302.m
Meth Date : 10-Mar-2010 13:20 tap Quant Type: AREA%
Cal Date : 01-MAR-2010 23:38 Cal File: A-000017.d
Als bottle: 5 Continuing Calibration Sample
Dil Factor: 1.00000
Integrator: Falcon+ Compound Sublist: CAL.sub
Target Version: 4.14
Processing Host: SACP307HPLC

RT	AREA	HEIGHT	HT/AREA	% HEIGHT		COMPOUNDS
9.262	371355	27261	0.073	17.18		5 Picric ACID
10.539	4328	289	0.067	0.18		
13.555	125642	8049	0.064	5.04		
14.432	177778	10702	0.060	6.71		
14.992	177368	11018	0.062	6.91		
15.389	205449	11373	0.055	7.13		
16.262	107977	6316	0.058	3.96		11 Nitroglycerin
17.235	179476	9737	0.054	6.10		
17.979	210476	10605	0.050	6.65		
18.542	190514	9707	0.051	6.08	$	1 3,4-Dinitrotoluene
19.092	185337	8469	0.046	5.31		
20.799	215375	9740	0.045	6.11		
21.572	177037	7337	0.041	4.60		
25.129	247953	9426	0.038	5.91		
27.109	195501	6889	0.035	4.32		
28.322	755	112	0.148	0.07		
29.212	282093	9131	0.032	5.72		
30.855	1805	82	0.045	0.05		
31.445	762	101	0.133	0.06		
32.645	122939	3051	0.025	1.91		20 PETN
	3179919	159395		100.000		

Total unknown % height = 70.87

Data File: \\Terastation\share\GCdata\LC10.I\03082010.B\A-000058.D\A-000058.D
Date : 10-MAR-2010 12:36
Client ID:
Sample Info: STD_05 10GCSV0072 8330 100ng/mL:2

Instrument: LC10.i
Operator: NS
Column diameter: 4.60

Column phase: SYNERGI HYDRORP C18

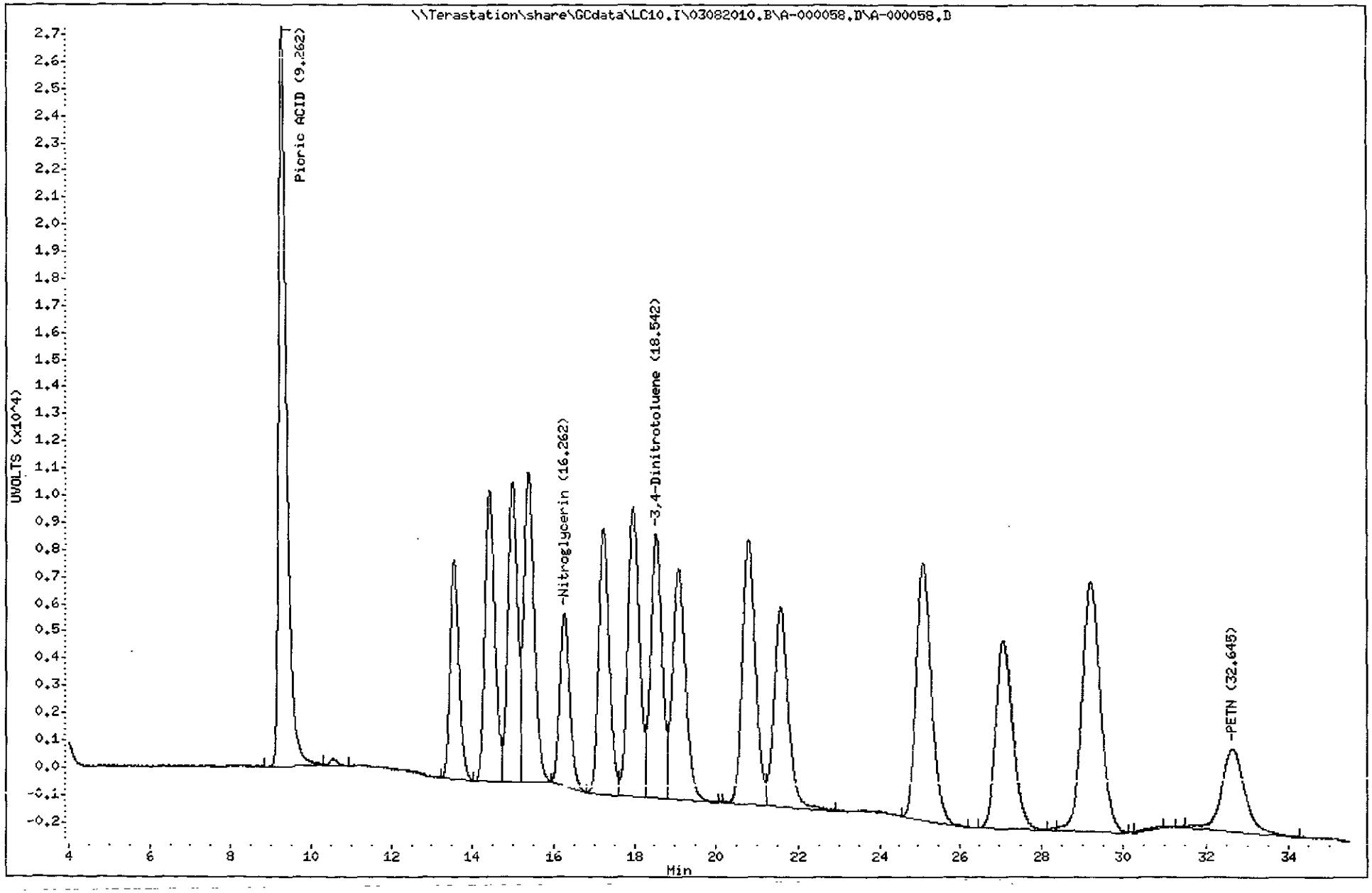

3286
North Canton

TestAmerica West Sacramento
GC/LC INSTRUMENT LOG

Inst ID: LC9 Batch ID: 03082010
Method : Method 8330 Test : SOP WS-LC-0009
ICAL Date: See Calibration Report

Date	Time	Operator	Sample ID	File ID	Vol or Wt	Extract Vol	Diln	Comments
08-MAR-2010	14:26	NS	8330 Primer L6	C-000001.	0 g	0 mL	1	
08-MAR-2010	15:32	NS	8330 Primer L6	C-000002.	0 g	0 mL	1	
08-MAR-2010	16:37	NS	STD_06 09GCSV0482 8330 200-500	C-000003.	0 g	0 mL	1	
08-MAR-2010	17:42	NS	LWDCW1AA 0064329 G0C050000-MB	C-000004.	10 g	80 mL	1	
08-MAR-2010	18:48	NS	LV7J71AC 0064329 A0C020453-1	C-000005.	10.01 g	80 mL	1	
08-MAR-2010	19:53	NS	LV7J91AC 0064329 A0C020453-2	C-000006.	10.04 g	80 mL	1	
08-MAR-2010	20:59	NS	LV7KA1AC 0064329 A0C020453-3	C-000007.	10.08 g	80 mL	1	
08-MAR-2010	22:04	NS	LV8911AC 0064329 A0C030537-1	C-000008.	10 g	80 mL	1	
08-MAR-2010	23:10	NS	LV8981AC 0064329 A0C030537-2	C-000009.	10 g	80 mL	1	
09-MAR-2010	00:15	NS	LV8991AC 0064329 A0C030537-3	C-000010.	9.98 g	80 mL	1	
09-MAR-2010	01:21	NS	LV9AA1AC 0064329 A0C030537-4	C-000011.	10.01 g	80 mL	1	
09-MAR-2010	02:27	NS	LV9AC1AC 0064329 A0C030537-5	C-000012.	10.02 g	80 mL	1	
09-MAR-2010	03:32	NS	STD_05 10GCSV0072 8330 100-200	C-000013.	0 g	0 mL	1	
09-MAR-2010	04:38	NS	LV9AC1AD 0064329 A0C030537-5 D	C-000014.	9.98 g	80 mL	1	
09-MAR-2010	05:43	NS	LV9AC1AE 0064329 A0C030537-5 T	C-000015.	10.01 g	80 mL	1	
09-MAR-2010	06:49	NS	LV9RD1AA 0063129 G0C040000-MB	C-000016.	10 g	80 mL	1	
09-MAR-2010	07:54	NS	LV2DH1DM 0063129 A0B240490-1	C-000017.	9.76 g	80 mL	1	
09-MAR-2010	09:00	NS	LV2D01A4 0063129 A0B240490-2	C-000018.	9.72 g	80 mL	1	NOT NEEDED
09-MAR-2010	10:05	NS	LV2D01A6 0063129 A0B240490-2 D	C-000019.	10.01 g	80 mL	1	NOT NEEDED, NOT m3/ca/co
09-MAR-2010	11:11	NS	LV2D01A7 0063129 A0B240490-2 T	C-000020.	10.28 g	80 mL	1	NOT NEEDED REQUIRED
09-MAR-2010	12:16	NS	LV2D21A8 0063129 A0B240490-3	C-000021.	10.86 g	80 mL	1	
09-MAR-2010	13:22	NS	LV2D51AK0063129 A0B240490-4	C-000022.	9.98 g	80 mL	1	NOT NEEDED
09-MAR-2010	14:28	NS	STD_05 10GCSV0072 8330 100-200	C-000023.	0 g	0 mL	1	
09-MAR-2010	15:33	NS	LV2D61A4 0063129 A0B240490-5	C-000024.	9.71 g	80 mL	1	NOT NEEDED
09-MAR-2010	16:39	NS	LV2D71A4 0063129 A0B240490-6	C-000025.	10.69 g	80 mL	1	
09-MAR-2010	17:44	NS	LV2D81A4 0063129 A0B240490-7	C-000026.	9.91 g	80 mL	1	
09-MAR-2010	18:50	NS	LV2D91A4 0063129 A0B240490-8	C-000027.	9.87 g	80 mL	1	
09-MAR-2010	19:55	NS	LV2EC1A4 0063129 A0B240490-9	C-000028.	10.35 g	80 mL	1	
09-MAR-2010	21:01	NS	LV2EF1A4 0063129 A0B240490-10	C-000029.	10.52 g	80 mL	1	
09-MAR-2010	22:06	NS	LV2EH1A4 0063129 A0B240490-11	C-000030.	9.96 g	80 mL	1	NOT NEEDED
09-MAR-2010	23:12	NS	LV2EJ1A5 0063129 A0B240490-12	C-000031.	10.34 g	80 mL	1	
10-MAR-2010	00:18	NS	LV2FA1AG 0063129 A0B240490-13	C-000032.	10.09 g	80 mL	1	
10-MAR-2010	01:23	NS	STD_05 10GCSV0072 8330 100-200	C-000033.	0 g	0 mL	1	
10-MAR-2010	02:29	NS	LV2FD1AN 0063129 A0B240490-14	C-000034.	10.15 g	80 mL	1	NOT NEEDED
10-MAR-2010	03:35	NS	LV2FG1AV 0063129 A0B240490-15	C-000035.	10.23 g	80 mL	1	
10-MAR-2010	04:40	NS	LV2FH1A8 0063129 A0B240490-16	C-000036.	10.3 g	80 mL	1	NOT NEEDED
10-MAR-2010	05:46	NS	LV2FK1AV 0063129 A0B240490-17	C-000037.	9.99 g	80 mL	1	
10-MAR-2010	06:51	NS	LV2FM1A3 0063129 A0B240490-18	C-000038.	9.79 g	80 mL	1	
10-MAR-2010	07:57	NS	LV2FP1A3 0063129 A0B240490-19	C-000039.	10.11 g	80 mL	1	
10-MAR-2010	09:03	NS	LV2FQ1DL 0063129 A0B240490-20	C-000040.	9.82 g	80 mL	1	
10-MAR-2010	10:08	NS	LWENK1AA 0067343 G0C080000-MB	C-000041.	10 g	80 mL	1	
10-MAR-2010	11:14	NS	LWAEM1AC 0067343 A0C040510-1	C-000042.	10.33 g	80 mL	1	
10-MAR-2010	12:19	NS	STD_05 10GCSV0072 8330 100-200	C-000043.	0 g	0 mL	1	
10-MAR-2010	13:25	NS	LWAE61AC 0067343 A0C040510-2	C-000044.	10.42 g	80 mL	1	
10-MAR-2010	14:30	NS	LWAFC1AC 0067343 A0C040510-3	C-000045.	10.12 g	80 mL	1	
10-MAR-2010	15:36	NS	LWAFF1AC 0067343 A0C040510-4	C-000046.	10.41 g	80 mL	1	
10-MAR-2010	16:41	NS	LWDNG1AA 0065052 G0C060000-MB	C-000047.	10 g	80 mL	1	
10-MAR-2010	17:47	NS	LV3KM1A4 0065052 A0B250463-1	C-000048.	10 g	80 mL	1	
10-MAR-2010	18:53	NS	LV3KM1A5 0065052 A0B250463-1 D	C-000049.	10.09 g	80 mL	1	
10-MAR-2010	19:58	NS	LV3KM1A6 0065052 A0B250463-1 T	C-000050.	10.08 g	80 mL	1	

Sequence continued on next page

TestAmerica West Sacramento
GC/LC INSTRUMENT LOG

Page 2 of Batch 03082010 on Instrument LC9
For header information, refer to the first page of this batch's log.

Date	Time	Operator	Sample ID	File ID	Vol or Wt	Extract Vol	Diln	Comments
10-MAR-2010	21:04	NS	LV3KN1AF 0065052 A0B250463-2	C-000051.	9.98 g	80 mL	1	
10-MAR-2010	22:10	NS	LV3KP1AF 0065052 A0B250463-3	C-000052.	10.06 g	80 mL	1	
10-MAR-2010	23:15	NS	STD_05 10GCSV0072 8330 100-200	C-000053.	0 g	0 mL	1	
11-MAR-2010	00:21	NS	LV3KQ1A8 0065052 A0B250463-4	C-000054.	10.05 g	80 mL	1	
11-MAR-2010	01:27	NS	LV3KR1AK 0065052 A0B250463-5	C-000055.	10.03 g	80 mL	1	
11-MAR-2010	02:32	NS	LV3KT1AF 0065052 A0B250463-6	C-000056.	10.1 g	80 mL	1	
11-MAR-2010	03:38	NS	LV3KW1AF 0065052 A0B250463-7	C-000057.	10.06 g	80 mL	1	
11-MAR-2010	04:44	NS	LV3KX1AF 0065052 A0B250463-8	C-000058.	10.02 g	80 mL	1	
11-MAR-2010	05:49	NS	LV3K11AP0065052 A0B250463-9	C-000059.	10.01 g	80 mL	1	
11-MAR-2010	06:55	NS	LV3K31AF 0065052 A0B250463-10	C-000060.	10.03 g	80 mL	1	
11-MAR-2010	08:01	NS	LV3K71AF 0065052 A0B250463-11	C-000061.	10.01 g	80 mL	1	

TestAmerica West Sacramento

C-000013.D

Chromatography Summary

Injection Date: 3/9/2010 3:32 **Operator:** NS

DataFile: LC9 I\03082010.B\C-000013 D **Vial Num:** 3

Instrument ID: LC9

Method 8330 Target Analyte Results

Sample : **STD_05 10GCSV0072 8330 100-200ng/mL**

Method File: LC9 I\03082010.B\8330METCNAB.M

Start Cal Date: 3/3/2010 19:39 **End Cal Date:** 3/4/2010 3:18

Dilution Factor	Extract Volume	Sample Volume	Sample Weight
1X	0 mL	0 mL	0 g

Matrix: NONE **SubList:** CAL.sub **SpikeList:**

Samp. Info: STD_05 10GCSV0072 8330 100-200ng/mL;2

Misc. Info: ;6;;;;3;CAL.sub;;0;0;

	Zorbax Cyano(250nm)							Zorbax Cyano(250nm-205nm)								
Compound Name	RT	Response	PPB	Spike Level	%D	Result	Flag	RT	Response	PPB	Spike Level	%D	Result	Flag	Limits(%)	Flag
3,4-Dinitrotoluene	36.60	3198	102.8000<	100	3%	Acceptable					100	-100%	Fails		(±15)	45
HMX	40.95	3840	98.1900<	100	-2%	Acceptable					100	-100%	Fails		(±15)	45
RDX	28.00	3443	99.3400<	100	-1%	Acceptable					100	-100%	Fails		(±15)	45
Picric ACID				200	-100%	Fails					200	-100%	Fails		(±15)	
1,3,5-Trinitrobenzene	22.27	6048	100.2000<	100	0%	Acceptable					100	-100%	Fails		(±15)	45
1,3-Dinitrobenzene	20.43	8138	102.1000<	100	2%	Acceptable					100	-100%	Fails		(±15)	45
TETRYL	46.64	12789	92.2300<	100	-8%	Acceptable					100	-100%	Fails		(±15)	45
Nitrobenzene	18.07	3966	103.4000<	100	3%	Acceptable					100	-100%	Fails		(±15)	45
2,4,6-Trinitrotoluene	37.93	4515	95.4800<	100	-5%	Acceptable					100	-100%	Fails		(±15)	45
4-AM-2,6-DNT	33.85	4699	113.7000<	100	14%	Acceptable					100	-100%	Fails		(±15)	45
2-AM-4,6-DNT	33.10	6351	97.0300<	100	-3%	Acceptable					100	-100%	Fails		(±15)	45
2,6-Dinitrotoluene	30.78	3648	98.1800<	100	-2%	Acceptable					100	-100%	Fails		(±15)	45
2,4-Dinitrotoluene	29.45	5990	99.1300<	100	-1%	Acceptable					100	-100%	Fails		(±15)	45
2-Nitrotoluene	25.68	3559	200.5000	200	0%	Acceptable					200	-100%	Fails		(±15)	45
4-Nitrotoluene				200	-100%	Fails					200	-100%	Fails		(±15)	
3-Nitrotoluene	26.35	2551	99.4900<	100	-1%	Acceptable					100	-100%	Fails		(±15)	45
Nitroglycerin				100	-100%	Fails		44.83	4873	101.0000	100	1%	Acceptable		(±15)	45
PETN				100	-100%	Fails		49.93	22535	102.2000<	100	2%	Acceptable		(±15)	45
3,5-Dinitroaniline	27.21	5506	100.5000	100	1%	Acceptable					100	-100%	Fails		(±15)	45
EGDN				100	-100%	Fails					100	-100%	Fails		(±15)	

MM 3/9/10

Notes:
M = Manually Integrated
D = Operator Disabled Result
O = Over Calibration Range

Signals Differ by More Than 40%
Signals Differ by More Than 50%

Printed: 3/9/2010 9:46 AM

TestAmerica West Sacramento

Method 8330

Data file : \\Terastation\share\GCdata\LC9.I\03082010.B\C-000013.D
Lab Smp Id: STD_05 10GCSV0072 8
Inj Date : 09-MAR-2010 03:32
Operator : NS Inst ID: LC9.i
Smp Info : STD_05 10GCSV0072 8330 100-200ng/mL;2
Misc Info : ;6;;;;3;CAL.sub;;0;0;
Comment : SOP WS-LC-0009
Method : \\Terastation\share\GCdata\LC9.I\03082010.B\8330METCNAB.m
Meth Date : 09-Mar-2010 04:33 tap Quant Type: AREA%
Cal Date : 04-FEB-2010 15:20 Cal File: C-000022.d
Als bottle: 3 Continuing Calibration Sample
Dil Factor: 1.00000
Integrator: HP Genie Compound Sublist: CAL.sub
Target Version: 4.14
Processing Host: SACP307WW

RT	AREA	HEIGHT	HT/AREA	% HEIGHT			COMPOUNDS
18.072	593109	3966	0.007	4.88		13	Nitrobenzene
20.434	1250584	8138	0.007	10.02		10	1,3-Dinitrobenzene
22.274	1052647	6048	0.006	7.44		9	1,3,5-Trinitrobenze
25.685	671244	3559	0.005	4.38		20	2-Nitrotoluene
26.348	380521	2551	0.007	3.14		22	3-Nitrotoluene
27.207	867988	5506	0.006	6.77		11	3,5-Dinitroaniline
28.005	520111	3443	0.007	4.23		7	RDX
29.450	1035073	5990	0.006	7.37		19	2,4-Dinitrotoluene
30.783	651328	3648	0.006	4.49		18	2,6-Dinitrotoluene
33.095	845145	6351	0.008	7.82		17	2-AM-4,6-DNT
33.845	753961	4699	0.006	5.78		16	4-AM-2,6-DNT
36.602	492195	3198	0.006	3.93	$	1	3,4-Dinitrotoluene
37.926	861769	4515	0.005	5.55		15	2,4,6-Trinitrotolue
40.952	429251	3840	0.009	4.72		4	HMX
43.040	5341	30	0.006	0.03			
44.820	9949	53	0.005	0.06			
46.640	668910	12789	0.019	15.85		12	TETRYL
49.454	210921	579	0.003	0.71			
49.957	141094	1716	0.012	2.11			
50.491	112342	515	0.005	0.63			
52.106	7060	76	0.011	0.09			
	11560543	81210		100.000			

Total unknown % height = 3.630

Data File: \\Terastation\share\GCdata\LC9.I\03082010.B\C-000013.D
Date : 09-MAR-2010 03:32
Client ID:
Sample Info: STD_05 10GCSV0072 8330 100-200ng/mL;2

Instrument: LC9.i
Operator: NS
Column phase: Agilent ZorbaxCyano
Column diameter: 4.60

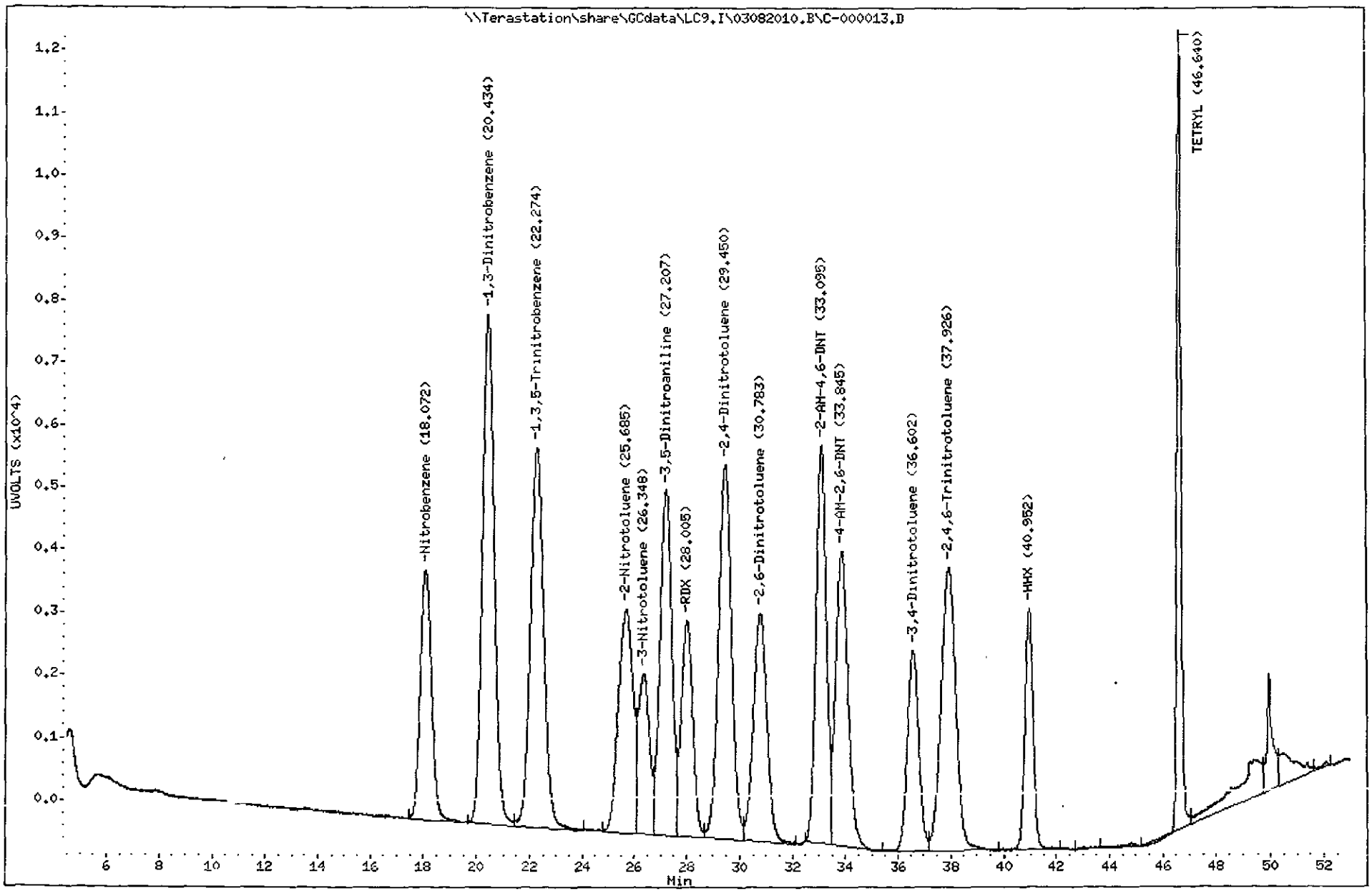

3291
North Canton

TestAmerica West Sacramento

Method 8330

Data file : \\Terastation\share\GCdata\LC9.I\03082010.B\C-000013.D\C-000013.
Lab Smp Id: STD_05 10GCSV0072 8
Inj Date : 09-MAR-2010 03:32
Operator : NS Inst ID: LC9.i
Smp Info : STD_05 10GCSV0072 8330 100-200ng/mL;2
Misc Info : ;6;;;;3;CAL.sub;;0;0;
Comment : SOP WS-LC-0009
Method : \\Terastation\share\GCdata\LC9.I\03082010.B\8330METCNAB.M\8330CN
Meth Date : 09-Mar-2010 04:33 tap Quant Type: AREA%
Cal Date : 04-FEB-2010 03:19 Cal File: C-000011.d
Als bottle: 3 Continuing Calibration Sample
Dil Factor: 1.00000
Integrator: HP Genie Compound Sublist: CAL.sub
Target Version: 4.14
Processing Host: SACP307WW

RT	AREA	HEIGHT	HT/AREA	% HEIGHT	COMPOUNDS
44.830	535725	4873	0.009	15.53	14 Nitroglycerin
49.259	107888	3055	0.028	9.73	
49.612	87347	913	0.010	2.90	
49.929	694180	22535	0.032	71.84	23 PETN
	1425139	31376		100.000	

Total unknown % height = 12.63

Data File: \\Terastation\share\GCdata\LC9.I\03082010.B\C-000013.D\C-000013.D
Date : 09-MAR-2010 03:32
Client ID:
Sample Info: STD_05 10GCSW0072 8330 100-200ng/mL;2

Instrument: LC9.i
Operator: NS
Column diameter: 4.60

Column phase: Agilent ZorbaxCyano

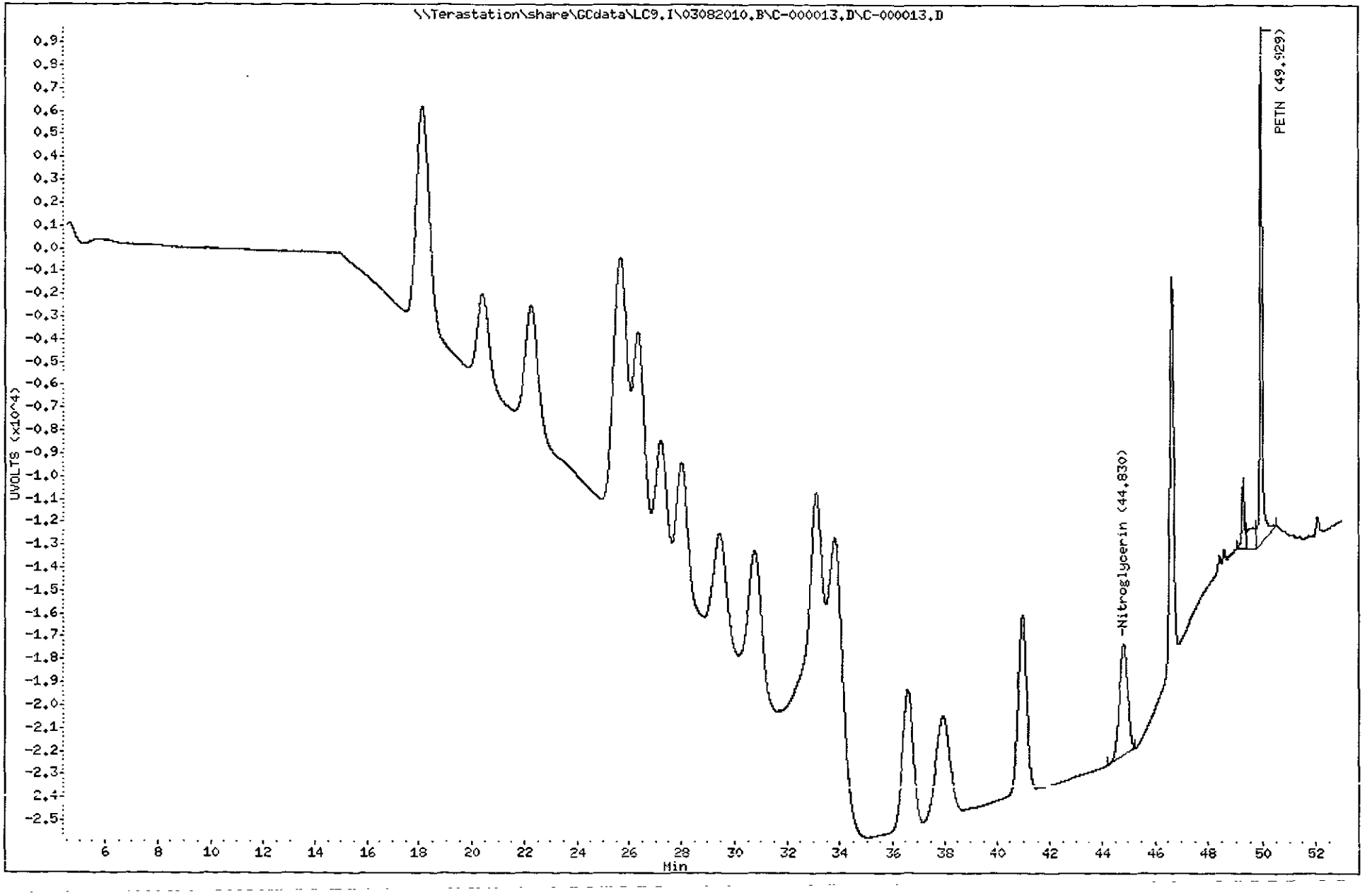

3293
North Canton

TestAmerica Wes: Sacramento

C-000016.D

Chromatography Summary

Injection Date: 3/9/2010 6:49 **Operator:** NS

DataFile: LC9 I\03082010.B\C-000016.D **Vial Num:** 22

Instrument ID: LC9

Method 8330 Target Analyte Results

Sample : **LV9RD1AA 0063129 G0C040000-MB**

Method File: LC9 I\03082010.B\8330METCNAB.M

Start Cal Date: 3/3/2010 19:39 **End Cal Date:** 3/4/2010 3:18

Dilution Factor	Extract Volume	Sample Volume	Sample Weight
1X	80 mL	0 mL	10 g

Matrix: SOIL **SubList:** SOLIDBQSM.sub **SpikeList:**

Samp. Info: LV9RD1AA 0063129 G0C040000-MB;0

Misc. Info: ;;,10.00;80;2;SOLIDBQSM.sub;;0;1;

	Zorbax Cyano(250nm)					Zorbax Cyano(250nm-205nm)							
Compound Name	RT	Diff	Response	Conc (ug/Kg)	Flag	RT	Diff	Response	Conc (ug/Kg)	Flag	MDL	RL	Flag
3,4-Dinitrotoluene	36.56	-0.043	2179	560.2000<							0.0000	0.00	45
HMX											12.1000	250.00	
RDX											12.0000	250.00	
Picric ACID											100.0000	1000.00	
1,3,5-Trinitrobenzene											10.0000	250.00	
1,3-Dinitrobenzene											4.2000	250.00	
TETRYL	46.77	0.129	214	12.3500<	not conf.						10.0000	250.00	45
Nitrobenzene	18.17	0.099	1132	236.2000<							17.6000	250.00	45
2,4,6-Trinitrotoluene											19.4000	250.00	
4-AM-2,6-DNT											10.0000	250.00	
2-AM-4,6-DNT											12.5000	300.00	
2,6-Dinitrotoluene											7.3000	250.00	
2,4-Dinitrotoluene											5.3000	250.00	
2-Nitrotoluene											13.0000	250.00	
4-Nitrotoluene											18.2000	500.00	
3-Nitrotoluene											15.5000	250.00	
Nitroglycerin											15.0000	500.00	
PETN						49.89	-0.033	1191	43.2000<		25.0000	500.00	45
3,5-Dinitroaniline	27.37	0.160	116	16.9300	NA						8.8000	1300.00	45

3/9/10

not conf.

Surrogates:	Spiked	Recovered	%Rec	Spiked	Recovered	%Rec	Limits
3,4-Dinitrotoluene	500.0000	560.2000	112	500.0000		0	(81-127)

Notes:
M = Manually Integrated
D = Operator Disabled Result
O = Over Calibration Range

Signals Differ by More Than 40%
Signals Differ by More Than 50%

Printed: 3/9/2010 9:48 AM

TestAmerica West Sacramento

Method 8330

Data file : \\Terastation\share\GCdata\LC9.I\03082010.B\C-000016.d
Lab Smp Id: LV9RD1AA 0063129 G0
Inj Date : 09-MAR-2010 06:49
Operator : NS Inst ID: LC9.i
Smp Info : LV9RD1AA 0063129 G0C040000-MB;0
Misc Info : ;;;10.00;80;2;SOLIDBQSM.sub;;0;1;
Comment : SOP WS-LC-0009
Method : \\Terastation\share\GCdata\LC9.I\03082010.B\8330METCNAB.m
Meth Date : 09-Mar-2010 09:48 shafern Quant Type: AREA%
Cal Date : 04-MAR-2010 03:18 Cal File: C-000011.d
Als bottle: 22
Dil Factor: 1.00000
Integrator: HP Genie Compound Sublist: SOLIDBQSM.sub
Target Version: 4.14
Processing Host: SACP307FK

Concentration Formula: Amt * DF * Uf*Vt / Ws * CpndVariable

Name	Value	Description
DF	1.000	Dilution Factor
Uf	1.000	Unit Correction Factor
Vt	80.000	Volume of final extract (mL)(1000 low, 2
Ws	10.000	Weight of sample extracted (g)
Cpnd Variable		Local Compound Variable

RT	AREA	HEIGHT	HT/AREA	% HEIGHT		COMPOUNDS
11.358	49980	252	0.005	1.18		
12.635	15723	76	0.005	0.35		
13.419	6951	42	0.006	0.19		
17.145	114636	590	0.005	2.77		
18.171	199661	1132	0.006	5.32		13 Nitrobenzene
19.515	2991	24	0.008	0.11		
21.878	14714	86	0.006	0.40		
23.132	4709	24	0.005	0.11		
24.363	3531	25	0.007	0.11		
27.368	33331	116	0.003	0.54		11 3,5-Dinitroaniline
29.965	12217	53	0.004	0.24		
33.012	5090	55	0.011	0.25		
33.762	63973	199	0.003	0.93		
35.658	3016	29	0.010	0.13		
36.559	336804	2179	0.006	10.24	$	1 3,4-Dinitrotoluene
37.028	270893	1938	0.007	9.11		
38.234	2944	34	0.012	0.15		
38.964	5165	40	0.008	0.18		
40.062	12528	97	0.008	0.45		
43.311	3197	32	0.010	0.15		
44.556	6026	29	0.005	0.13		
45.398	137842	1789	0.013	8.41		
46.432	14049	89	0.006	0.41		
46.769	12944	214	0.017	1.00		12 TETRYL

RT	AREA	HEIGHT	HT/AREA	% HEIGHT	COMPOUNDS
47.005	27705	499	0.018	2.34	
47.263	44419	807	0.018	3.79	
47.814	44130	529	0.012	2.48	
48.435	272603	2988	0.011	14.22	
48.637	55906	1465	0.026	6.88	
48.815	25732	551	0.021	2.59	
49.497	169259	996	0.006	4.68	
50.040	163704	1172	0.007	5.50	
50.490	68444	851	0.012	4.00	
50.969	203196	1764	0.009	8.29	
51.640	23203	410	0.018	1.92	
52.078	5488	96	0.017	0.45	
	2436702	21272		100.000	

Total unknown % height = 82.90

Data File: \\Terastation\share\GCdata\LC9.I\03082010.B\C-000016.d
Date : 09-MAR-2010 06:49
Client ID:
Sample Info: LV9RD1AA 0063129 GOC040000-MB;0
Volume Injected (uL): 500.0
Column phase: Agilent ZorbaxCyano

Instrument: LC9.i
Operator: NS
Column diameter: 4.60

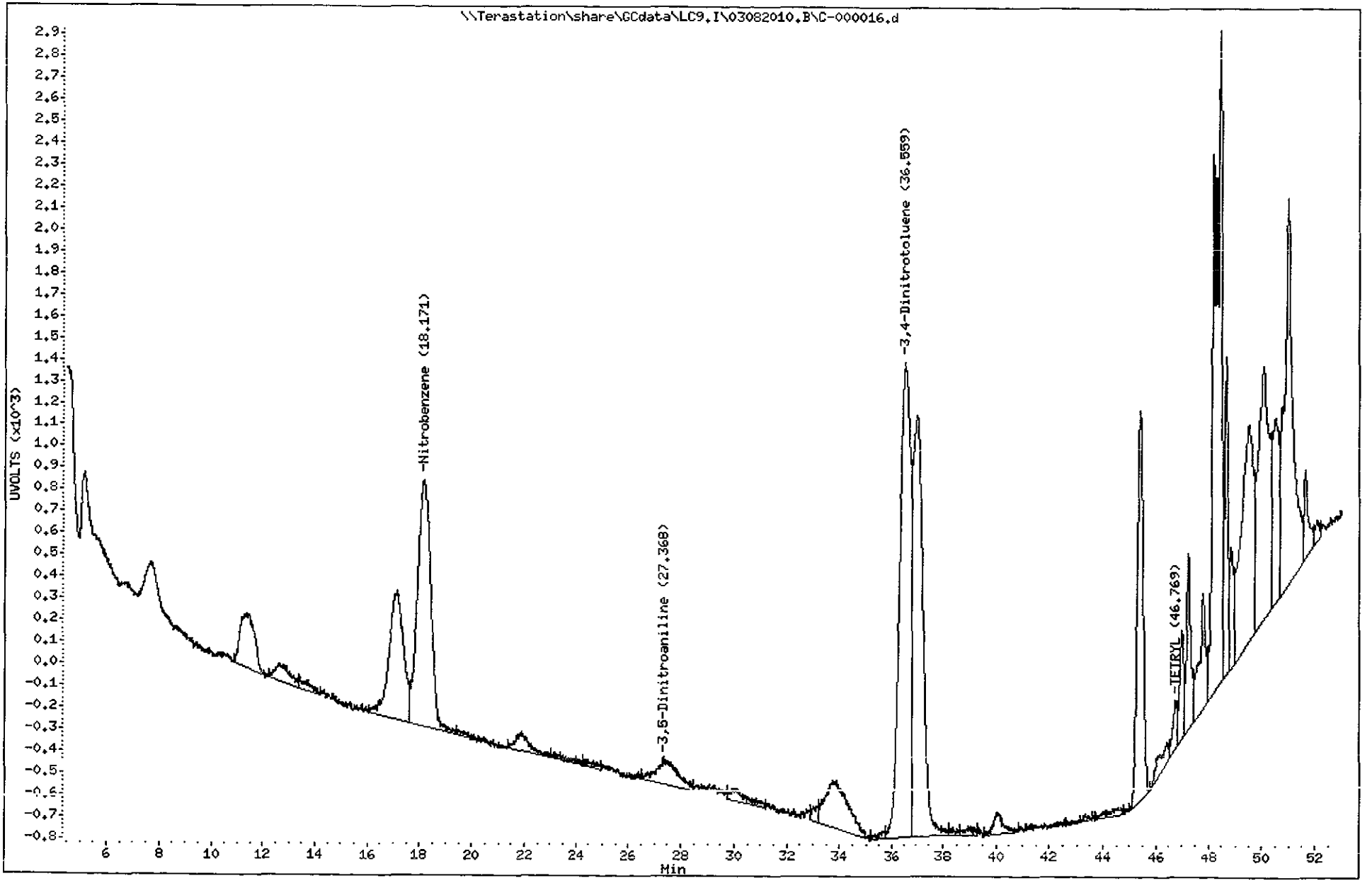

North Canton

TestAmerica West Sacramento

Method 8330

Data file : \\Terastation\share\GCdata\LC9.I\03082010.B\C-000016.d\C-000016.
Lab Smp Id: LV9RD1AA 0063129 G0
Inj Date : 09-MAR-2010 06:49
Operator : NS Inst ID: LC9.i
Smp Info : LV9RD1AA 0063129 G0C040000-MB;0
Misc Info : ;;;10.00;80;2;SOLIDBQSM.sub;;0;1;
Comment : SOP WS-LC-0009
Method : \\Terastation\share\GCdata\LC9.I\03082010.B\8330METCNAB.M\8330CN
Meth Date : 09-Mar-2010 09:24 shafern Quant Type: AREA%
Cal Date : 04-MAR-2010 03:18 Cal File: C-000011.d
Als bottle: 22
Dil Factor: 1.00000
Integrator: HP Genie Compound Sublist: SOLIDBQSM.sub
Target Version: 4.14
Processing Host: SACP307FK

Concentration Formula: Amt * DF * Uf*Vt / Ws * CpndVariable

Name	Value	Description
DF	1.000	Dilution Factor
Uf	1.000	Unit Correction Factor
Vt	80.000	Volume of final extract (mL)(1000 low, 2
Ws	10.000	Weight of sample extracted (g)
Cpnd Variable		Local Compound Variable

RT	AREA	HEIGHT	HT/AREA	% HEIGHT	COMPOUNDS
17.079	302023	1860	0.006	12.53	
45.401	597603	9329	0.016	62.86	
49.573	122558	664	0.005	4.47	
49.893	42308	1191	0.028	8.02	23 PETN
50.425	55630	1799	0.032	12.12	
	1120122	14843		100.000	

Total unknown % height = 91.98

Data File: \\Terastation\share\GCdata\LC9,I\03082010,B\C-000016,d\C-000016,d
Date : 09-MAR-2010 06:49
Client ID:
Sample Info: LV9RD1AA 0063129 G0C040000-MB;0
Volume Injected (uL): 500,0
Column phase: Agilent ZorbaxCyano

Instrument: LC9,i
Operator: NS
Column diameter: 4,60

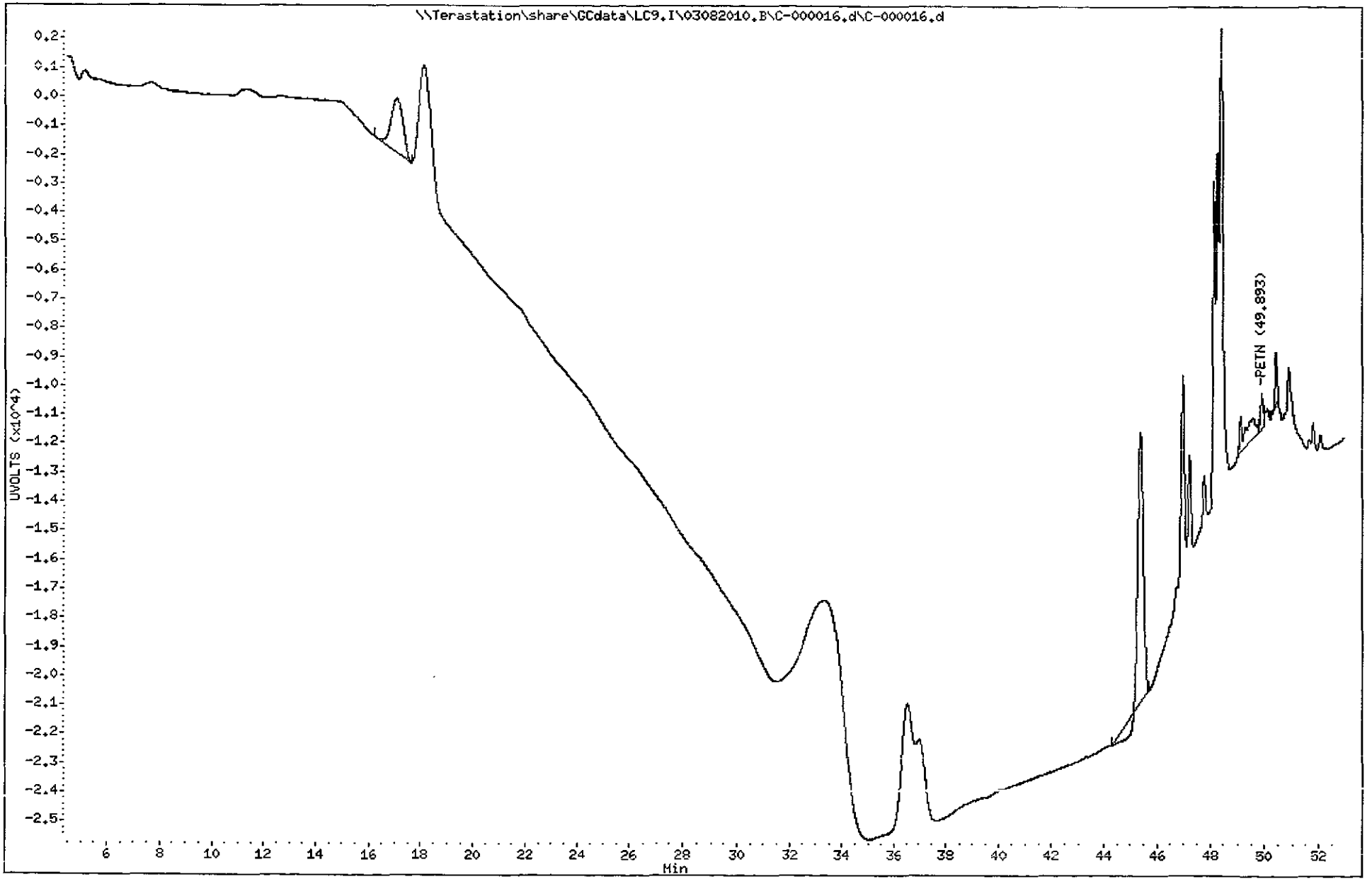

3299
North Canton

TestAmerica West Sacramento

C-000017.D

Chromatography Summary

Injection Date: 3/9/2010 7:54 **Operator:** NS

DataFile: LC9.I\03082010.B\C-000017.D **Vial Num:** 23

Instrument ID: LC9

Method 8330 Target Analyte Results

Sample : **LV2DH1DM 0063129 A0B240490-1**

Method File: LC9.I\03082010.B\8330METCNAB.M

Start Cal Date: 3/3/2010 19:39 **End Cal Date:** 3/4/2010 3:18

Dilution Factor	Extract Volume	Sample Volume	Sample Weight
1X	80 mL	0 mL	9.76 g

Matrix: SOIL **SubList:** SOLIDBQSM.sub **SpikeList:**

Samp. Info: LV2DH1DM 0063129 A0B240490-1;0

Misc. Info: ;;;9.76;80;2;SOLIDBQSM.sub;;0;1;

	Zorbax Cyano(250nm)					Zorbax Cyano(250nm-205nm)							
Compound Name	RT	Diff	Response	Conc (ug/Kg)	Flag	RT	Diff	Response	Conc (ug/Kg)	Flag	MDL	RL	Flag
3,4-Dinitrotoluene	36.66	0.057	1992	524.7000<							0.0000	0.00	45
HMX											12.3975	262.45	
RDX	28.17	0.164	68	16.0800<							12.2951	262.45	45
Picric ACID											102.4590	1049.79	
1,3,5-Trinitrobenzene											10.2459	262.45	
1,3-Dinitrobenzene											4.3033	262.45	
TETRYL											10.2459	262.45	
Nitrobenzene											18.0328	262.45	
2,4,6-Trinitrotoluene	37.95	0.023	290	50.2700<							19.8770	262.45	45
4-AM-2,6-DNT	33.88	0.035	607	87.1300<							10.2459	262.45	45
2-AM-4,6-DNT	33.16	0.069	640	80.1500<							12.8074	314.94	45
2,6-Dinitrotoluene											7.4795	262.45	
2,4-Dinitrotoluene											5.4303	262.45	
2-Nitrotoluene											13.3197	262.45	
4-Nitrotoluene											18.6475	524.89	
3-Nitrotoluene											15.8811	262.45	
Nitroglycerin											15.3689	524.89	
PETN											25.6148	524.89	
3,5-Dinitroaniline											9.0164	1364.72	

not int.

Cont pr 3/9/10

Surrogates:	Spiked	Recovered	%Rec		Spiked	Recovered	%Rec	Limits
3,4-Dinitrotoluene	512.2951	524.7000	102		512.2951		0	(81-127)

Notes:
M = Manually Integrated
D = Operator Disabled Result
O = Over Calibration Range

Signals Differ by More Than 40%
Signals Differ by More Than 50%

Printed: 3/9/2010 9:49 AM

TestAmerica West Sacramento

Method 8330

Data file : \\Terastation\share\GCdata\LC9.I\03082010.B\C-000017.d
Lab Smp Id: LV2DH1DM 0063129 A0
Inj Date : 09-MAR-2010 07:54
Operator : NS Inst ID: LC9.i
Smp Info : LV2DH1DM 0063129 A0B240490-1;0
Misc Info : ;;;9.76;80;2;SOLIDBQSM.sub;;0;1;
Comment : SOP WS-LC-0009
Method : \\Terastation\share\GCdata\LC9.I\03082010.B\8330METCNAB.m
Meth Date : 09-Mar-2010 09:48 shafern Quant Type: AREA%
Cal Date : 04-MAR-2010 03:18 Cal File: C-000011.d
Als bottle: 23
Dil Factor: 1.00000
Integrator: HP Genie Compound Sublist: SOLIDBQSM.sub
Target Version: 4.14
Processing Host: SACP307FK

Concentration Formula: Amt * DF * Uf*Vt / Ws * CpndVariable

Name	Value	Description
DF	1.000	Dilution Factor
Uf	1.000	Unit Correction Factor
Vt	80.000	Volume of final extract (mL)(1000 low, 2
Ws	9.760	Weight of sample extracted (g)
Cpnd Variable		Local Compound Variable

RT	AREA	HEIGHT	HT/AREA	% HEIGHT		COMPOUNDS
11.537	18955	125	0.007	0.20		
12.617	5335	35	0.007	0.05		
13.557	5300	41	0.008	0.06		
16.641	4841	36	0.007	0.05		
17.434	10246	55	0.005	0.08		
18.655	4229	25	0.006	0.04		
19.417	4141	40	0.010	0.06		
22.071	13934	90	0.006	0.14		
23.058	2616	28	0.011	0.04		
23.452	2660	36	0.014	0.05		
24.076	6015	46	0.008	0.07		
26.042	2729	26	0.010	0.04		
26.896	18283	55	0.003	0.08		
28.169	9583	68	0.007	0.11		7 RDX
28.734	2894	24	0.008	0.03		
29.478	2598	28	0.011	0.04		
33.164	91620	640	0.007	1.04		17 2-AM-4,6-DNT
33.881	119830	607	0.005	0.98		16 4-AM-2,6-DNT
36.659	332414	1992	0.006	3.24	$	1 3,4-Dinitrotoluene
37.950	53315	290	0.005	0.47		15 2,4,6-Trinitrotolue
38.969	18087	79	0.004	0.12		
40.128	11920	94	0.008	0.15		
42.803	5978	39	0.007	0.06		
43.815	17537	85	0.005	0.13		

RT	AREA	HEIGHT	HT/AREA	% HEIGHT	COMPOUNDS
44.494	27464	137	0.005	0.22	
47.049	273166	1074	0.004	1.75	
47.525	294658	1478	0.005	2.41	
48.545	648447	2989	0.005	4.87	
49.546	3659618	46996	0.013	76.80	
51.138	956974	4061	0.004	6.62	
	6625388	61319		100.000	

Total unknown % height = 94.16

Data File: \\Terastation\share\GCdata\LC9.I\03082010.B\C-000017.d
Date : 09-MAR-2010 07:54
Client ID:
Sample Info: LV2DH1DH 0063129 A0B240490-1;0
Volume Injected (uL): 500.0
Column phase: Agilent ZorbaxCyano

Instrument: LC9.i
Operator: NS
Column diameter: 4.60

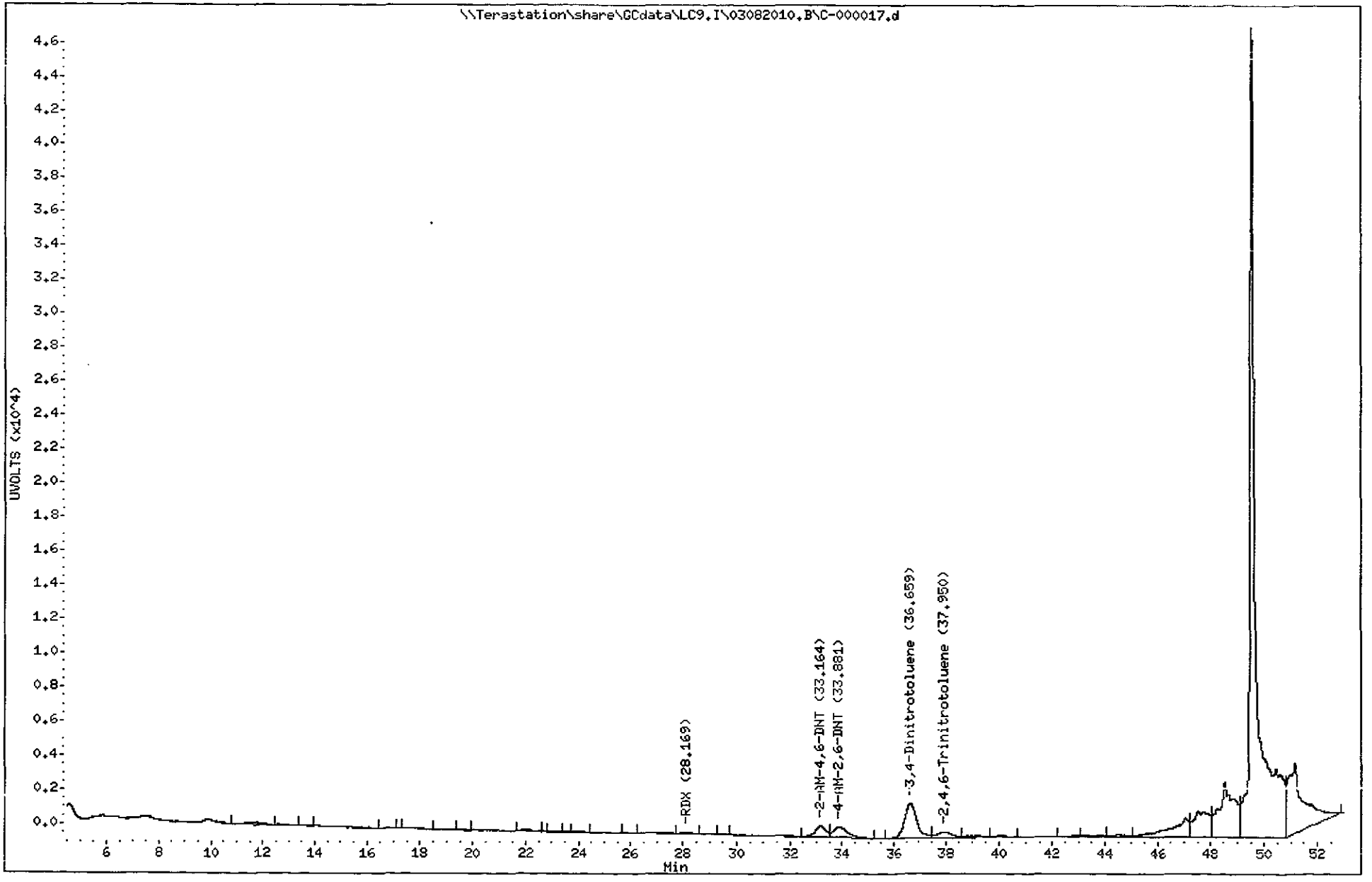

3303
North Canton

TestAmerica West Sacramento

Method 8330

Data file : \\Terastation\share\GCdata\LC9.I\03082010.B\C-000017.d\C-000017.
Lab Smp Id: LV2DH1DM 0063129 A0
Inj Date : 09-MAR-2010 07:54
Operator : NS Inst ID: LC9.i
Smp Info : LV2DH1DM 0063129 A0B240490-1;0
Misc Info : ;;;9.76;80;2;SOLIDBQSM.sub;;0;1;
Comment : SOP WS-LC-0009
Method : \\Terastation\share\GCdata\LC9.I\03082010.B\8330METCNAB.M\8330CN
Meth Date : 09-Mar-2010 09:24 shafern Quant Type: AREA%
Cal Date : 04-MAR-2010 03:18 Cal File: C-000011.d
Als bottle: 23
Dil Factor: 1.00000
Integrator: HP Genie Compound Sublist: SOLIDBQSM.sub
Target Version: 4.14
Processing Host: SACP307FK

Concentration Formula: Amt * DF * Uf*Vt / Ws * CpndVariable

Name	Value	Description
DF	1.000	Dilution Factor
Uf	1.000	Unit Correction Factor
Vt	80.000	Volume of final extract (mL)(1000 low, 2
Ws	9.760	Weight of sample extracted (g)
Cpnd Variable		Local Compound Variable

RT	AREA	HEIGHT	HT/AREA	% HEIGHT	COMPOUNDS
49.123	27126	1065	0.039	0.86	
49.542	6151616	119671	0.019	96.85	
50.433	229475	2834	0.012	2.29	
	6408217	123570		100.000	

Total unknown % height = 100.0

Data File: \\Terastation\share\GCdata\LC9.I\03082010.B\C-000017.d\C-000017.d
Date : 09-MAR-2010 07:54
Client ID:
Sample Info: LV2DH1DM 0063129 A0B240490-1;0
Volume Injected (uL): 500.0
Column phase: Agilent ZorbaxCyano

Instrument: LC9.i
Operator: NS
Column diameter: 4.60

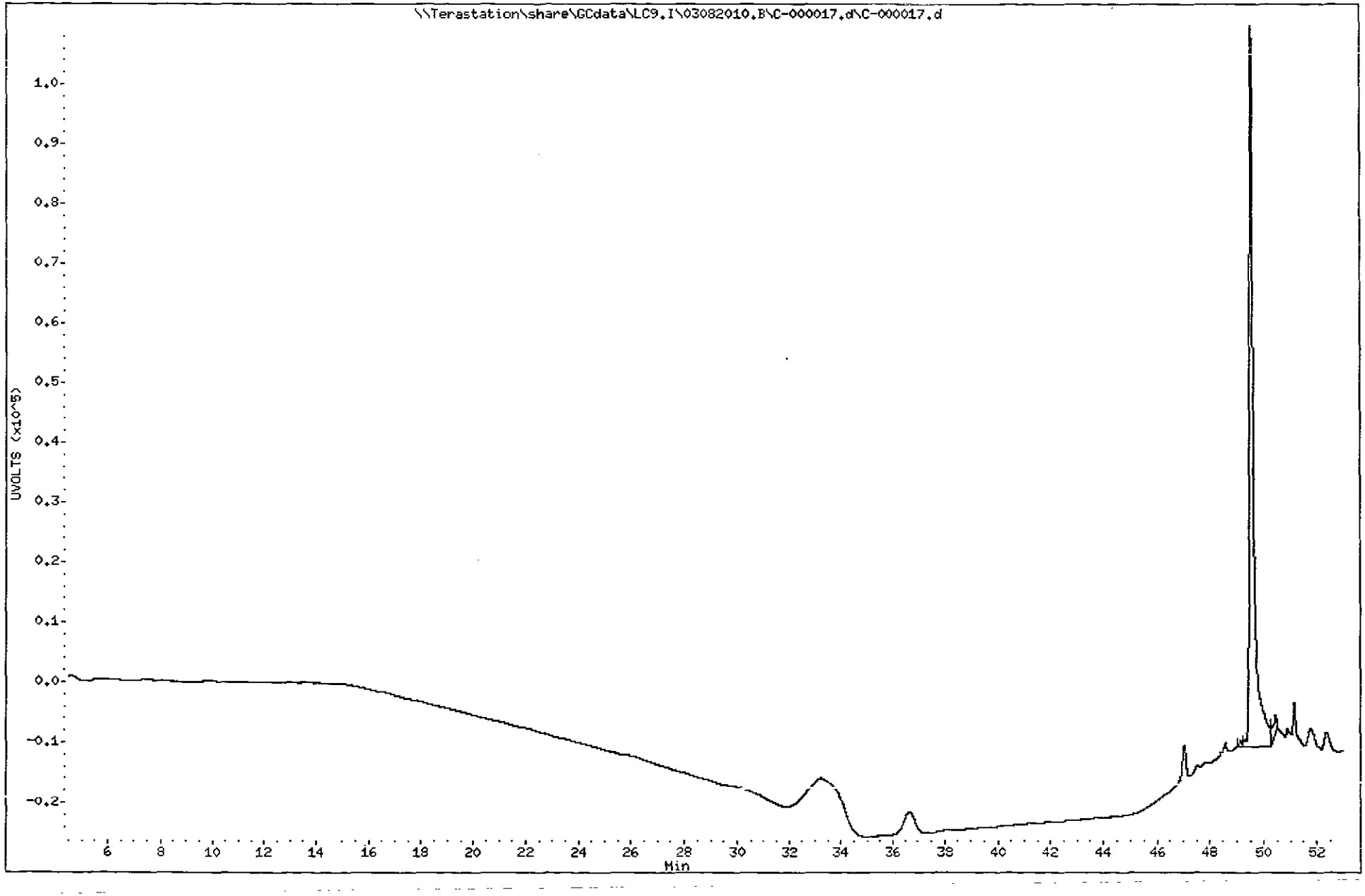

3305

North Canton

TestAmerica West Sacramento

C-000023.D

Chromatography Summary

Injection Date: 3/9/2010 14:28 **Operator:** NS

DataFile: LC9.I\03082010 B\C-000023.D **Vial Num:** 3

Instrument ID: LC9

Method 8330 Target Analyte Results

Sample : **STD_05 10GCSV0072 8330 100-200ng/mL**

Method File: LC9.I\03082010.B\8330METCNAB.M

Start Cal Date: 3/3/2010 19:39 **End Cal Date:** 3/4/2010 3:18

Dilution Factor	Extract Volume	Sample Volume	Sample Weight
1X	0 mL	0 mL	0 g

Matrix: NONE **SubList:** CAL sub **SpikeList:**

Samp. Info: STD_05 10GCSV0072 8330 100-200ng/mL;2

Misc. Info: ;6;;;,3,CAL.sub,,0;0;

	Zorbax Cyano(250nm)							Zorbax Cyano(250nm-205nm)								
Compound Name	RT	Response	PPB	Spike Level	%D	Result	Flag	RT	Response	PPB	Spike Level	%D	Result	Flag	Limits(%)	Flag
3,4-Dinitrotoluene	36.56	3253	104.5000<	100	5%	Acceptable					100	-100%	Fails		(±15)	45
HMX	40.87	✓ 3868	98.9100<	100	-1%	Acceptable					100	-100%	Fails		(±15)	45
RDX	28.00	3457	99.7500<	100	0%	Acceptable					100	-100%	Fails		(±15)	45
Picric ACID				200	-100%	Fails					200	-100%	Fails		(±15)	
1,3,5-Trinitrobenzene	22.26	5983	99.1400<	100	-1%	Acceptable					100	-100%	Fails		(±15)	45
1,3-Dinitrobenzene	20.40	8070	101.2000<	100	1%	Acceptable					100	-100%	Fails		(±15)	45
TETRYL	46.61	12768	92.0800<	100	-8%	Acceptable					100	-100%	Fails		(±15)	45
Nitrobenzene	18.03	3801	99.1400<	100	-1%	Acceptable					100	-100%	Fails		(±15)	45
2,4,6-Trinitrotoluene	37.90	4563	96.5000<	100	-4%	Acceptable					100	-100%	Fails		(±15)	45
4-AM-2,6-DNT	**33.85**	**4821**	**116.8000<**	**100**	**17%**	**Fails**					100	-100%	Fails		(±15)	45
2-AM-4,6-DNT	33.10	6458	98.6600<	100	-1%	Acceptable					100	-100%	Fails		(±15)	45
2,6-Dinitrotoluene	30.76	3723	100.2000<	100	0%	Acceptable					100	-100%	Fails		(±15)	45
2,4-Dinitrotoluene	29.44	6049	100.1000<	100	0%	Acceptable					100	-100%	Fails		(±15)	45
2-Nitrotoluene	25.67	3421	192.8000	200	-4%	Acceptable					200	-100%	Fails		(±15)	45
4-Nitrotoluene				200	-100%	Fails					200	-100%	Fails		(±15)	
3-Nitrotoluene	26.33	2438	95.0900<	100	-5%	Acceptable					100	-100%	Fails		(±15)	45
Nitroglycerin				100	-100%	Fails		44.77	4945	102.5000	100	3%	Acceptable		(±15)	45
PETN				100	-100%	Fails		49.92	✓ 22503	102.0000<	100	2%	Acceptable		(±15)	45
3,5-Dinitroaniline	27.20	5485	100.1000	100	0%	Acceptable					100	-100%	Fails		(±15)	45
EGDN				100	-100%	Fails					100	-100%	Fails		(±15)	

Notes:
M = Manually Integrated
D = Operator Disabled Result
O = Over Calibration Range

Signals Differ by More Than 40%
Signals Differ by More Than 50%

Printed: 3/9/2010 3:43 PM

TestAmerica West Sacramento

Method 8330

Data File : \\Terastation\share\GCdata\LC9.I\03082010.B\C-000023.d
Lab Smp Id: STD_05 10GCSV0072 8
Inj Date : 09-MAR-2010 14:28
Operator : NS Inst ID: LC9.i
Smp Info : STD_05 10GCSV0072 8330 100-200ng/mL;2
Misc Info : ;6;;;;3;CAL.sub;;0;0;
Comment : SOP WS-LC-0009
Method : \\Terastation\share\GCdata\LC9.I\03082010.B\8330METCNAB.m
Meth Date : 09-Mar-2010 15:43 shafern Quant Type: AREA%
Cal Date : 04-MAR-2010 03:18 Cal File: C-000011.d
Als bottle: 3 Continuing Calibration Sample
Dil Factor: 1.00000
Integrator: HP Genie Compound Sublist: CAL.sub
Target Version: 4.14
Processing Host: SACP307FK

RT	AREA	HEIGHT	HT/AREA	% HEIGHT			COMPOUNDS
12.705	2836	28	0.010	0.03			
13.266	3231	27	0.008	0.03			
15.838	3734	26	0.007	0.03			
18.029	576048	3801	0.007	4.70		13	Nitrobenzene
20.396	1263425	8070	0.006	9.97		10	1,3-Dinitrobenzene
22.261	1065815	5983	0.006	7.39		9	1,3,5-Trinitrobenze
23.932	4999	41	0.008	0.05			
25.668	645766	3421	0.005	4.23		20	2-Nitrotoluene
26.329	367346	2438	0.007	3.01		22	3-Nitrotoluene
27.203	873680	5485	0.006	6.78		11	3,5-Dinitroaniline
28.001	524894	3457	0.007	4.27		7	RDX
29.443	1049529	6049	0.006	7.48		19	2,4-Dinitrotoluene
30.764	661397	3723	0.006	4.60		18	2,6-Dinitrotoluene
33.099	856566	6458	0.008	7.98		17	2-AM-4,6-DNT
33.847	767584	4821	0.006	5.96		16	4-AM-2,6-DNT
36.561	495005	3253	0.007	4.02	$	1	3,4-Dinitrotoluene
37.896	861687	4563	0.005	5.64		15	2,4,6-Trinitrotolue
40.869	428099	3868	0.009	4.78		4	HMX
43.079	3392	35	0.010	0.04			
44.769	10642	58	0.005	0.07			
46.607	698034	12768	0.018	15.88		12	TETRYL
49.494	223444	454	0.002	0.56			
49.948	99522	1608	0.016	1.98			
51.381	128635	303	0.002	0.37			
52.082	9893	127	0.013	0.15			
	11625203	80865		100.000			

Total unknown % height = 3.310

Data File: \\Terastation\share\GCdata\LC9.I\03082010.B\C-000023.d
Date : 09-MAR-2010 14:28
Client ID:
Sample Info: STD_05 10GCSV0072 8330 100-200ng/mL:2

Instrument: LC9.i
Operator: NS
Column diameter: 4.60

Column phase: Agilent ZorbaxCyano

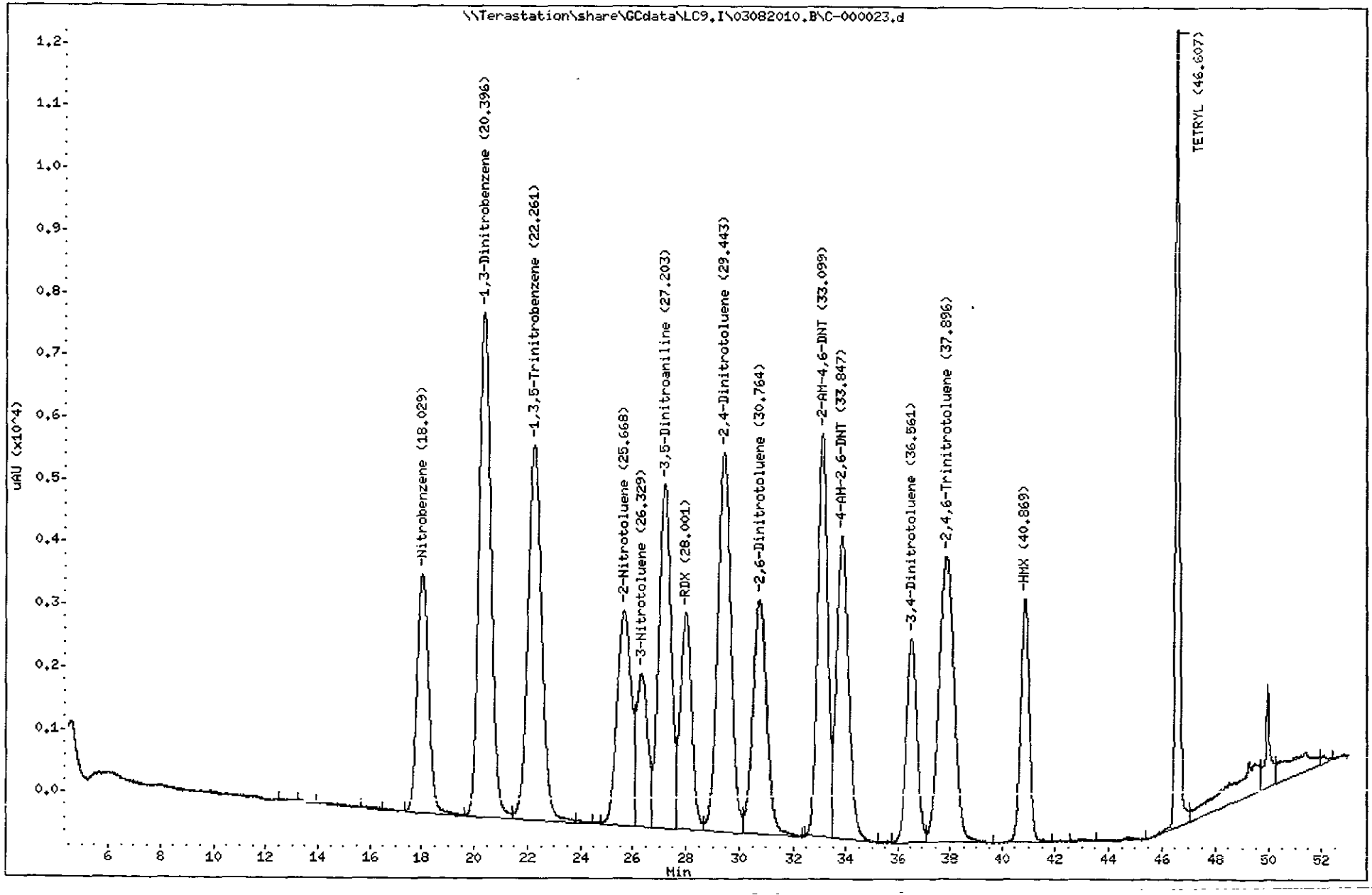

3308
North Canton

TestAmerica West Sacramento

Method 8330

Data file : \\Terastation\share\GCdata\LC9.I\03082010.B\C-000023.d\C-000023.
Lab Smp Id: STD_05 10GCSV0072 8
Inj Date : 09-MAR-2010 14:28
Operator : NS Inst ID: LC9.i
Smp Info : STD_05 10GCSV0072 8330 100-200ng/mL;2
Misc Info : ;6;;;;3;CAL.sub;;0;0;
Comment : SOP WS-LC-0009
Method : \\Terastation\share\GCdata\LC9.I\03082010.B\8330METCNAB.M\8330CN
Meth Date : 09-Mar-2010 15:43 shafern Quant Type: AREA%
Cal Date : 04-MAR-2010 03:18 Cal File: C-000011.d
Als bottle: 3 Continuing Calibration Sample
Dil Factor: 1.00000
Integrator: HP Genie Compound Sublist: CAL.sub
Target Version: 4.14
Processing Host: SACP307FK

RT	AREA	HEIGHT	HT/AREA	% HEIGHT	COMPOUNDS
44.767	544197	4945	0.009	15.87	14 Nitroglycerin
49.252	97785	2957	0.030	9.49	
49.547	81939	750	0.009	2.40	
49.924	652612	22503	0.034	72.24	23 PETN
	1376532	31155		100.000	

Total unknown % height = 11.89

Data File: \\Terastation\share\GCdata\LC9.I\03082010.B\C-000023.d\C-000023.d
Date : 09-MAR-2010 14:28
Client ID:
Sample Info: STD_05 10GCSV0072 8330 100-200ng/mL;2

Instrument: LC9.i
Operator: NS
Column diameter: 4.60

Column phase: Agilent ZorbaxCyano

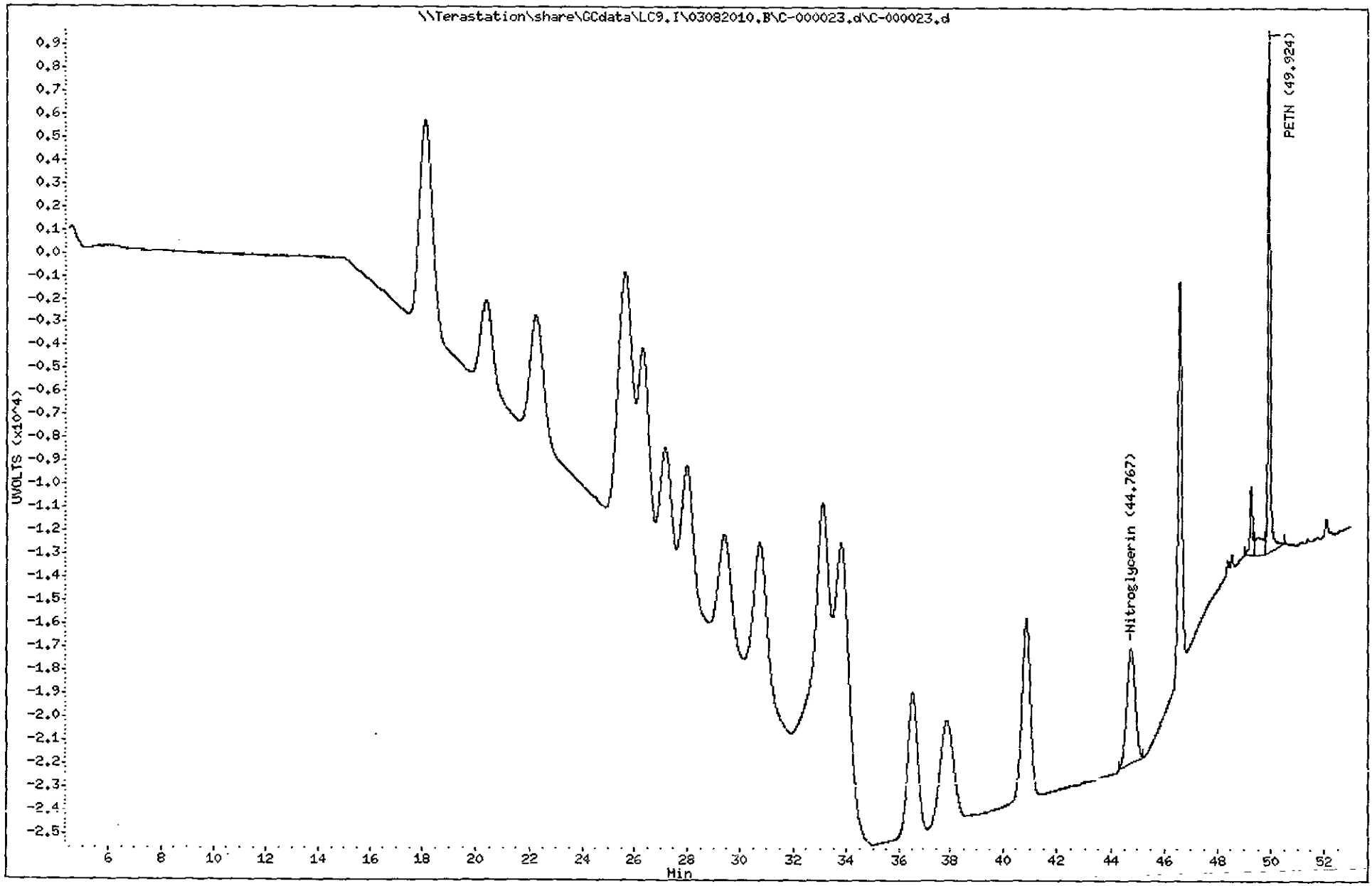

3310
North Canton

TestAmerica West Sacramento

C-000021.D

Chromatography S ımmary

Injection Date: 3/9/2010 12:16 **Operator:** NS

DataFile: LC9.I\03082010.B\C-000021.D **Vial Num:** 27

Instrument ID: LC9

Method 8330 Target Analyte Results

Sample : **LV2D21A8 0063129 A0B240490-3**

Method File: LC9 I\03082010.B\8330METCNAB.M

Start Cal Date: 3/3/2010 19 39 **End Cal Date:** 3/4/2010 3:18

Dilution Factor	Extract Volume	Sample Volume	Sample Weight
1X	80 mL	0 mL	10.86 g

Matrix: SOIL **SubList:** SOLIDBQSM sub **SpikeList:**

Samp. Info: LV2D21A8 0063129 A0B240490-3;0

Misc. Info: ;;;10 85;80;2;SOLIDBQSM.sub;;0;1;

	Zorbax Cyano(250nm)					Zorbax Cyano(250nm-205nm)							
Compound Name	RT	Diff	Response	Conc (ug/Kg)	Flag	RT	Diff	Response	Conc (ug/Kg)	Flag	MDL	RL	Flag
3,4-Dinitrotoluene	**36.52**	**-0.035**	**2022**	**478.7000<**	**M**						**0.0000**	**0.00**	**45**
HMX	40 82	-0 092	85	16.0100<	M						11.1418	211.97	45
RDX	27.96	-0.033	198	42.0800<							11 0497	211 97	45
Picric ACID											92 0810	847.89	
1,3,5-Trinitrobenzene											9 2081	211.97	
1,3-Dinitrobenzene											3.8674	211 97	
TETRYL											9.2081	211.97	
Nitrobenzene											16.2063	211.97	
2,4,6-Trinitrotoluene											17.8637	211.97	
4-AM-2,6-DNT	33 76	-0.066	288	19.1200<							9 2081	211.97	45
2-AM-4,6-DNT	33.06	-0.031	260	29.2600<							11.5101	254.37	45
2,6-Dinitrotoluene											6.7219	211.97	
2,4-Dinitrotoluene	29.37	-0.039	79	9 6210<							4.8803	211.97	45
2-Nitrotoluene	25.81	0.130	31	128700							11 9705	211 97	45
4-Nitrotoluene											16 7587	423 95	
3-Nitrotoluene											14.2726	211.97	
Nitroglycerin											13.8122	423.95	
PETN											23.0203	423.95	
3,5-Dinitroaniline	27 07	-0.121	120	16.1300							8.1031	1102.26	45

Surrogates:	Spiked	Recovered	%Rec	Spiked	Recovered	%Rec	Limits
3,4-Dinitrotoluene	**460.4052**	**478.7000**	**104**	**460.4052**		**0**	**(81-127)**

Notes
M = Manually Integrated
D = Operator Disabled Result
O = Over Calibration Range

Signals Differ by More Than 40%
Signals Differ by More Than 50%

RE-INTEGRATION CODES

1 Poor Peak Shape
2 Poor Peak Resolution
3 Peak Not Integrated
4 Sample Matrix Interference
5 Column Bleed
6 Instrument Noise
7 Baseline Correction
8 Other (reason must be stated)

ALL RE-INTEGRATIONS MUST BE INITIALED, DATED AND CODED

MB 3/16/10

Printed: 3/16/2010 2:36 PM

TestAmerica West Sacramento

Method 8330

Data file : \\Terastation\share\GCdata\LC9.I\03082010.B\C-000021.d
Lab Smp Id: LV2D21A8 0063129 A0
Inj Date : 09-MAR-2010 12:16
Operator : NS Inst ID: LC9.i
Smp Info : LV2D21A8 0063129 A0B240490-3;0
Misc Info : ;;;10.86;80;2;SOLIDBQSM.sub;;0;1;
Comment : SOP WS-LC-0009
Method : \\Terastation\share\GCdata\LC9.I\03082010.B\8330METCNAB.m
Meth Date : 12-Mar-2010 15:02 shafern Quant Type: AREA%
Cal Date : 04-MAR-2010 03:18 Cal File: C-000011.d
Als bottle: 27
Dil Factor: 1.00000
Integrator: HP Genie Compound Sublist: SOLIDBQSM.sub
Target Version: 4.14
Processing Host: SACP307FK

Concentration Formula: Amt * DF * Uf*Vt / Ws * CpndVariable

Name	Value	Description
DF	1.000	Dilution Factor
Uf	1.000	Unit Correction Factor
Vt	80.000	Volume of final extract (mL) (1000 low, 2
Ws	10.860	Weight of sample extracted (g)
Cpnd Variable		Local Compound Variable

REINTEGRATION CODES

1 Poor Peak Shape
2 Poor Peak Resolution
3 Peak Not Integrated
4 Sample Matrix Interference
5 Column Bleed
6 Instrument Noise
7 Baseline Correction
8 Other (reason must be stated)

ALL RE-INTEGRATIONS MUST BE INITIALED, DATED AND CODED

m 3/16/10

RT	AREA	HEIGHT	HT/AREA	% HEIGHT			COMPOUNDS
11.645	69186	311	0.004	0.26			
12.810	9963	72	0.007	0.06			
14.034	10648	49	0.005	0.04			
15.485	5414	35	0.006	0.03			
16.556	10474	65	0.006	0.05			
17.152	16431	94	0.006	0.08			
17.912	4846	33	0.007	0.02			
21.949	19741	97	0.005	0.08			
23.831	2949	47	0.016	0.04			
23.992	8219	40	0.005	0.03			
25.805	4051	31	0.008	0.02		20	2-Nitrotoluene
27.074	28643	120	0.004	0.10		11	3,5-Dinitroaniline
27.957	34555	198	0.006	0.17		7	RDX
28.913	3470	40	0.012	0.03			
29.368	17109	79	0.005	0.06		19	2,4-Dinitrotoluene
30.140	21502	88	0.004	0.07			
31.831	10905	64	0.006	0.05			
33.055	44330	260	0.006	0.22		17	2-AM-4,6-DNT
33.760	64621	288	0.004	0.24		16	4-AM-2,6-DNT
36.516	355605	2022	0.006	1.74	$	1	3,4-Dinitrotoluene
37.794	13386	92	0.007	0.07			
38.229	1434	44	0.031	0.03			
39.065	25771	179	0.007	0.15			
40.009	13799	108	0.008	0.09			

RT	AREA	HEIGHT	HT/AREA	% HEIGHT	COMPOUNDS
40.824	6775	85	0.013	0.07	4 HMX
41.439	113487	945	0.008	0.81	
42.878	14881	84	0.006	0.07	
43.365	9067	72	0.008	0.06	
44.465	60827	273	0.004	0.23	
45.502	89413	539	0.006	0.46	
46.158	131992	935	0.007	0.80	
47.011	351857	1902	0.005	1.64	
47.476	272485	3081	0.011	2.65	
47.730	345551	2822	0.008	2.43	
48.508	634874	7395	0.012	6.37	
48.759	649472	5255	0.008	4.53	
49.519	3772731	55942	0.015	48.43	
50.161	771968	9377	0.012	8.08	
50.416	1175319	10157	0.009	8.75	
51.060	1601713	9093	0.006	7.84	
51.756	495700	3544	0.007	3.05	
	11295160	115957		100.000	

Total unknown % height = 97.38

Data File: \\Terastation\share\GCdata\LC9.I\03082010.B\C-000021.d
Date : 09-MAR-2010 12:16
Client ID:
Sample Info: LV2D21A8 0063129 A0B240490-3:0
Volume Injected (uL): 500.0
Column phase: Agilent ZorbaxCyano

Instrument: LC9.i
Operator: NS
Column diameter: 4.60

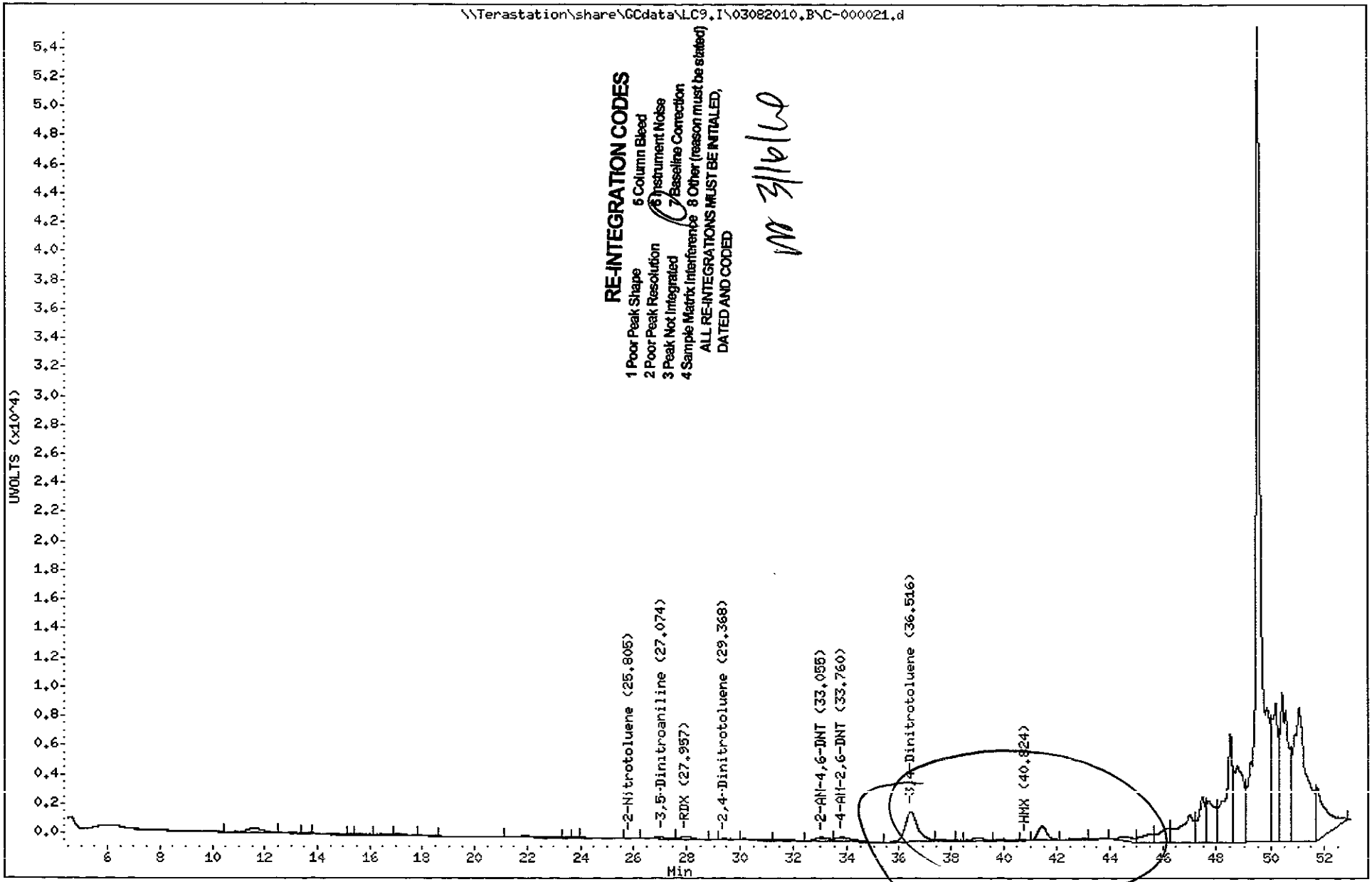

TestAmerica West Sacramento

C-000021.D

Chromatography Summary

Injection Date: 3/9/2010 12:16 **Operator:** NS

DataFile: LC9.I\03082010.B\C-000021.D **Vial Num:** 27

Instrument ID: LC9

Method 8330 Target Analyte Results

Sample : **LV2D21A8 0063129 A0B240490-3**

Method File: LC9.I\03082010.B\8330METCNAB.M

Start Cal Date: 3/3/2010 19:39 **End Cal Date:** 3/4/2010 3:18

Dilution Factor	Extract Volume	Sample Volume	Sample Weight
1X	80 mL	0 mL	10.86 g

Matrix: SOIL **SubList:** SOLIDBQSM.sub **SpikeList:**

Samp. Info: LV2D21A8 0063129 A0B240490-3,0

Misc. Info: ;;;10.86;80;2;SOLIDBQSM.sub;;0,1;

	Zorbax Cyano(250nm)					Zorbax Cyano(250nm-205nm)							
Compound Name	RT	Diff	Response	Conc (ug/Kg)	Flag	RT	Diff	Response	Conc (ug/Kg)	Flag	MDL	RL	Flag
3,4-Dinitrotoluene	36.52	0.048	2073	490.7000<							0.0000	0.00	45
HMX	40.82	-0.015	212	39.9300<							11.1418	211.97	45
RDX	27.96	0.022	198	42.0800<							11.0497	211.97	45
Picric ACID											92.0810	847.89	
1,3,5-Trinitrobenzene											9.2081	211.97	
1,3-Dinitrobenzene											3.8674	211.97	
TETRYL											9.2081	211.97	
Nitrobenzene											16.2063	211.97	
2,4,6-Trinitrotoluene	37.79	-0.006	182	28.3500<							17.8637	211.97	45
4-AM-2,6-DNT	33.76	0.016	288	19.1200<							9.2081	211.97	45
2-AM-4,6-DNT	33.06	0.036	260	29.2600<							11.5101	254.37	45
2,6-Dinitrotoluene											6.7219	211.97	
2,4-Dinitrotoluene	29.37	0.006	79	9.6310<							4.8803	211.97	45
2-Nitrotoluene	25.81	0.193	31	12.8700							11.9705	211.97	45
4-Nitrotoluene											16.7587	423.95	
3-Nitrotoluene											14.2726	211.97	
Nitroglycerin											13.8122	423.95	
PETN											23.0203	423.95	
3,5-Dinitroaniline	27.07	-0.069	120	16.1300							8.1031	1102.26	45

m 3/10/10

Surrogates:	Spiked	Recovered	%Rec	Spiked	Recovered	%Rec	Limits
3,4-Dinitrotoluene	460.4052	490.7000	107	460.4052		0	(81-127)

Notes.
M = Manually Integrated
D = Operator Disabled Result
O = Over Calibration Range

Signals Differ by More Than 40%
Signals Differ by More Than 50%

See reintegration.

m 3/16/10

Printed: 3/10/2010 11:18 AM

TestAmerica West Sacramento

Method 8330

Data file : \\Terastation\share\GCdata\LC9.I\03082010.B\C-000021.D
Lab Smp Id: LV2D21A8 0063129 A0
Inj Date : 09-MAR-2010 12:16
Operator : NS Inst ID: LC9.i
Smp Info : LV2D21A8 0063129 A0B240490-3;0
Misc Info : ;;;10.86;80;2;SOLIDBQSM.sub;;0;1;
Comment : SOP WS-LC-0009
Method : \\Terastation\share\GCdata\LC9.I\03082010.B\8330METCNAB.m
Meth Date : 09-Mar-2010 09:48 shafern Quant Type: AREA%
Cal Date : 04-MAR-2010 03:18 Cal File: C-000011.d
Als bottle: 27
Dil Factor: 1.00000
Integrator: HP Genie Compound Sublist: SOLIDBQSM.sub
Target Version: 4.14
Processing Host: SACP307WW

Concentration Formula: Amt * DF * Uf*Vt / Ws * CpndVariable

Name	Value	Description
DF	1.000	Dilution Factor
Uf	1.000	Unit Correction Factor
Vt	80.000	Volume of final extract (mL)(1000 low, 2
Ws	10.860	Weight of sample extracted (g)
Cpnd Variable		Local Compound Variable

MB 3/16/10

See reintegration.

RT	AREA	HEIGHT	HT/AREA	% HEIGHT		COMPOUNDS
11.645	69186	311	0.004	0.26		
12.810	9963	72	0.007	0.06		
14.034	10648	49	0.005	0.04		
15.485	5414	35	0.006	0.02		
16.556	10474	65	0.006	0.05		
17.152	16431	94	0.006	0.08		
17.912	4846	33	0.007	0.02		
21.949	19741	97	0.005	0.08		
23.831	2949	47	0.016	0.04		
23.992	8219	40	0.005	0.03		
25.805	4051	31	0.008	0.02		20 2-Nitrotoluene
27.074	28643	120	0.004	0.10		11 3,5-Dinitroaniline
27.957	34555	198	0.006	0.16		7 RDX
28.913	3470	40	0.012	0.03		
29.368	17109	79	0.005	0.06		19 2,4-Dinitrotoluene
30.140	21502	88	0.004	0.07		
31.831	10905	64	0.006	0.05		
33.055	44330	260	0.006	0.22		17 2-AM-4,6-DNT
33.760	64621	288	0.004	0.24		16 4-AM-2,6-DNT
36.516	383208	2073	0.005	1.76	$	1 3,4-Dinitrotoluene
37.794	34115	182	0.005	0.15		15 2,4,6-Trinitrotolue
38.229	11120	150	0.013	0.12		
39.065	65892	294	0.004	0.25		
40.009	49432	226	0.005	0.19		

RT	AREA	HEIGHT	HT/AREA	% HEIGHT	COMPOUNDS
40.824	23284	212	0.009	0.18	4 HMX
41.439	166344	1099	0.007	0.93	
42.878	79994	295	0.004	0.25	
43.365	65706	297	0.005	0.25	
44.465	100327	395	0.004	0.33	
45.502	89413	539	0.006	0.45	
46.158	131992	935	0.007	0.79	
47.011	351857	1902	0.005	1.62	
47.476	272485	3081	0.011	2.62	
47.730	345551	2822	0.008	2.40	
48.508	634874	7395	0.012	6.30	
48.759	649472	5255	0.008	4.48	
49.519	3772731	55942	0.015	47.88	
50.161	771968	9377	0.012	7.99	
50.416	1175319	10157	0.009	8.66	
51.060	1601713	9093	0.006	7.75	
51.756	495700	3544	0.007	3.02	
	11659552	117276		100.000	

Total unknown % height = 97.11

Data File: \\Terastation\share\GCdata\LC9.I\03082010.B\C-000021.D
Date : 09-MAR-2010 12:16
Client ID:
Sample Info: LV2D21A8 0063129 A0B240490-3:0
Volume Injected (uL): 500.0
Column phase: Agilent ZorbaxCyano

Instrument: LC9.i
Operator: NS
Column diameter: 4.60

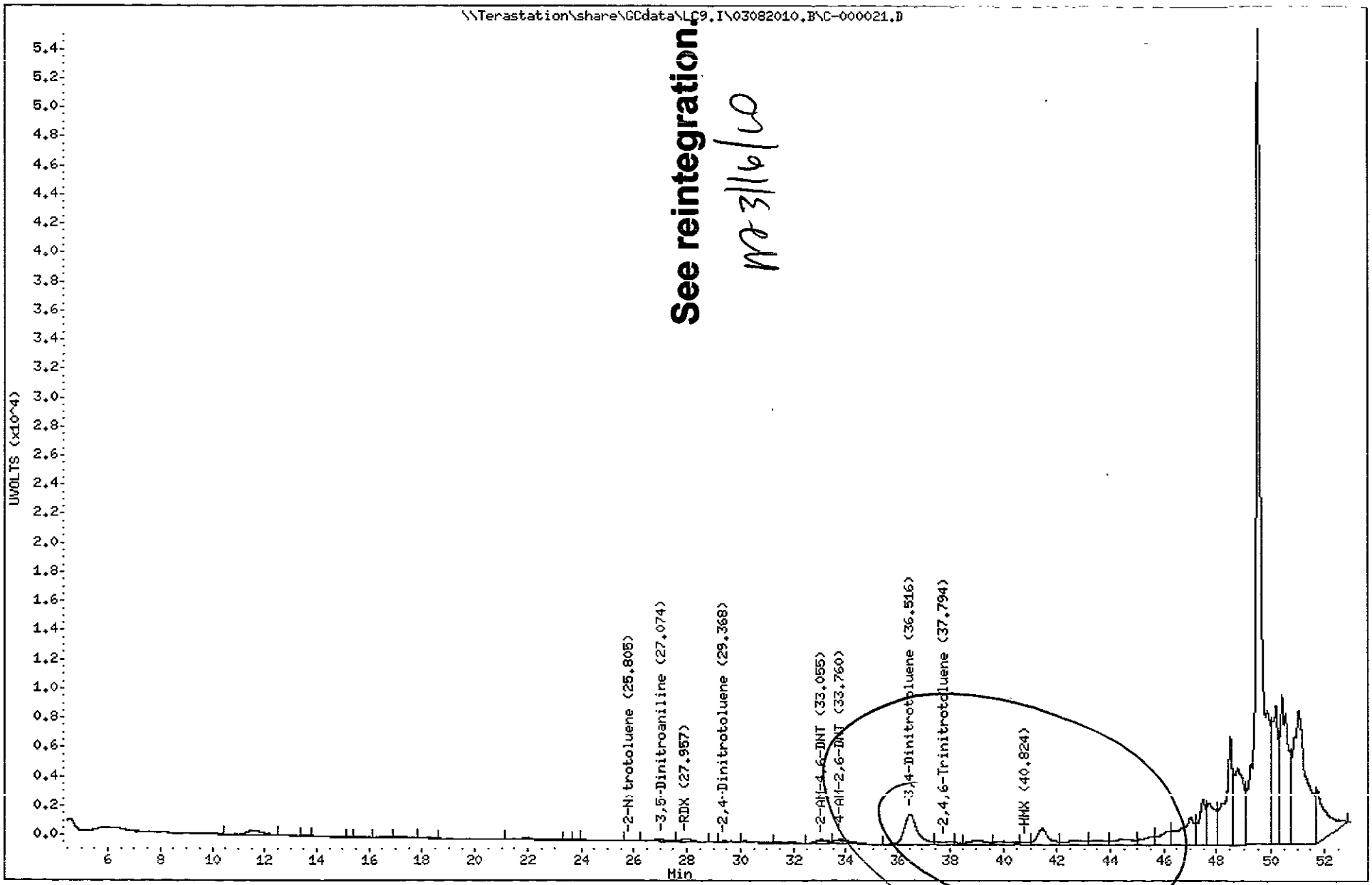

3318
North Canton

TestAmerica West Sacramento

Method 8330

Data file : \\Terastation\share\GCdata\LC9.I\03082010.B\C-000021.D\C-000021.
Lab Smp Id: LV2D21A8 0063129 A0
Inj Date : 09-MAR-2010 12:16
Operator : NS Inst ID: LC9.i
Smp Info : LV2D21A8 0063129 A0B240490-3;0
Misc Info : ;;;10.86;80;2;SOLIDBQSM.sub;;0;1;
Comment : SOP WS-LC-0009
Method : \\Terastation\share\GCdata\LC9.I\03082010.B\8330METCNAB.M\8330CN
Meth Date : 09-Mar-2010 09:24 shafern Quant Type: AREA%
Cal Date : 04-MAR-2010 03:18 Cal File: C-000011.d
Als bottle: 27
Dil Factor: 1.00000
Integrator: HP Genie Compound Sublist: SOLIDBQSM.sub
Target Version: 4.14
Processing Host: SACP307WW

Concentration Formula: Amt * DF * Uf*Vt / Ws * CpndVariable

Name	Value	Description
DF	1.000	Dilution Factor
Uf	1.000	Unit Correction Factor
Vt	80.000	Volume of final extract (mL)(1000 low, 2
Ws	10.860	Weight of sample extracted (g)
Cpnd Variable		Local Compound Variable

RT	AREA	HEIGHT	HT/AREA	% HEIGHT	COMPOUNDS
49.520	7473844	136134	0.018	97.31	
50.414	324440	3777	0.012	2.69	
	7798284	139911		100.000	

Total unknown % height = 100.0

Data File: \\Terastation\share\GCdata\LC9.I\03082010.B\C-000021.D\C-000021.D
Date : 09-MAR-2010 12:16
Client ID:
Instrument: LC9.i
Sample Info: LV2D21A8 0063129 A0B240490-3;0
Volume Injected (uL): 500.0
Operator: NS
Column phase: Agilent ZorbaxCyano
Column diameter: 4.60

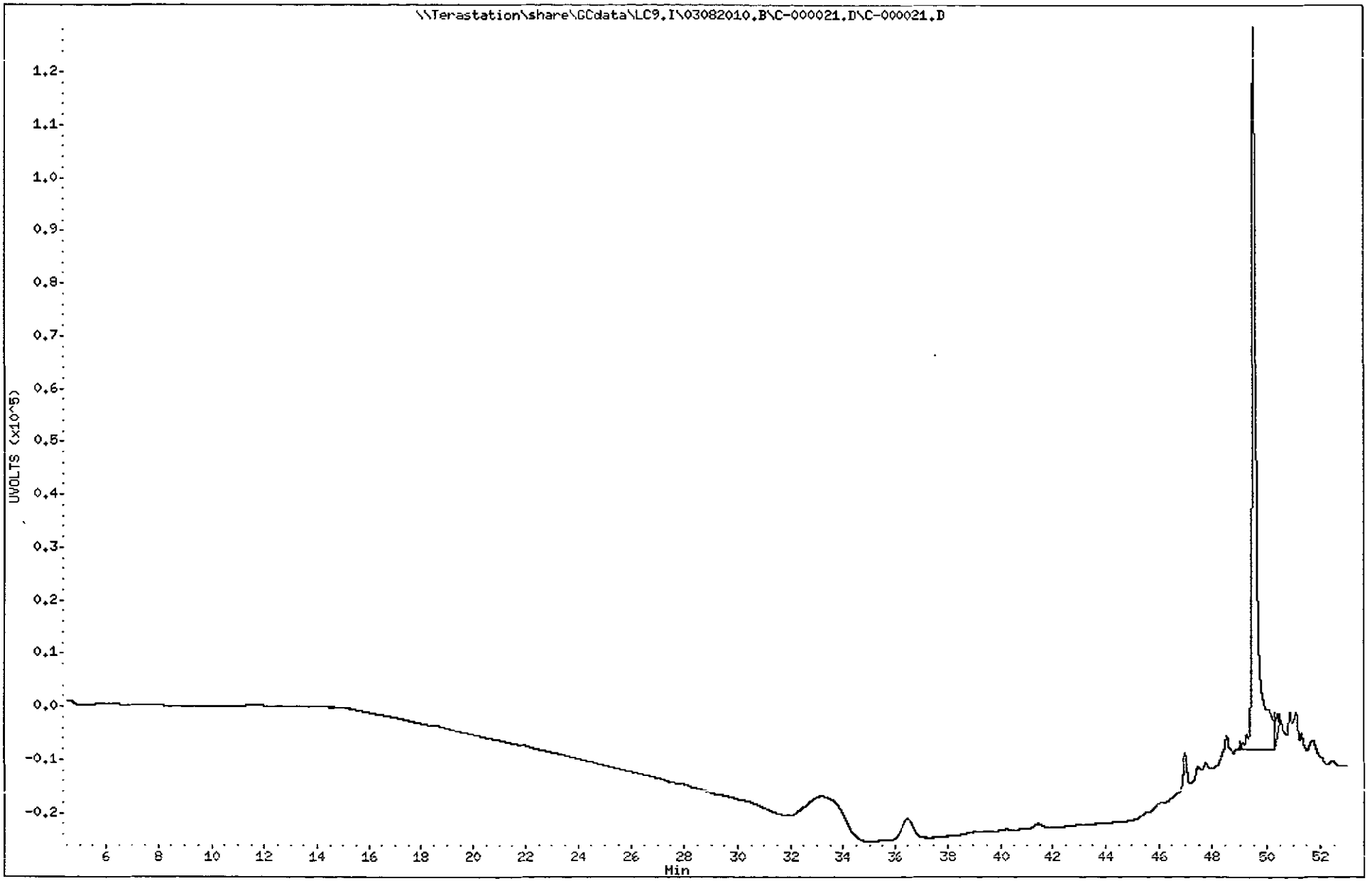

3320
North Canton

TestAmerica West Sacramento

C-000023.D

Chromatography Summary

Method 8330 Target Analyte Results

Injection Date: 3/9/2010 14:28 **Operator:** NS
DataFile: LC9 I\03082010.B\C-000023.D **Vial Num:** 3
Instrument ID: LC9

Sample : **STD_05 10GCSV0072 8330 100-200ng/mL**

Method File: LC9 I\03082010 B\8330METCNAB M
Start Cal Date: 3/3/2010 19:39 **End Cal Date:** 3/4/2010 3:18

Dilution Factor	Extract Volume	Sample Volume	Sample Weight
1X	0 mL	0 mL	0 g

Matrix: NONE **SubList:** CAL.sub **SpikeList:**
Samp. Info: STD_05 10GCSV0072 8330 100-200ng/mL;2
Misc. Info: ;6;;;;3;CAL.sub;;0;0;

	Zorbax Cyano(250nm)							Zorbax Cyano(250nm-205nm)								
Compound Name	RT	Response	PPB	Spike Level	%D	Result	Flag	RT	Response	PPB	Spike Level	%D	Result	Flag	Limits(%)	Flag
3,4-Dinitrotoluene	36.56	3253	104.5000<	100	5%	Acceptable					100	-100%	Fails		(±15)	45
HMX	40.87	3868	98.9100<	100	-1%	Acceptable					100	-100%	Fails		(±15)	45
RDX	28.00	3457	99.7500<	100	0%	Acceptable					100	-100%	Fails		(±15)	45
Picric ACID				**200**	**-100%**	**Fails**					**200**	**-100%**	**Fails**		(±15)	
1,3,5-Trinitrobenzene	22.26	5983	99.1400<	100	-1%	Acceptable					100	-100%	Fails		(±15)	45
1,3-Dinitrobenzene	20.40	8070	101.2000<	100	1%	Acceptable					100	-100%	Fails		(±15)	45
TETRYL	46.61	12768	92.0800<	100	-8%	Acceptable					100	-100%	Fails		(±15)	45
Nitrobenzene	18.03	3801	99.1400<	100	-1%	Acceptable					100	-100%	Fails		(±15)	45
2,4,6-Trinitrotoluene	37.90	4563	96.5000<	100	-4%	Acceptable					100	-100%	Fails		(±15)	45
4-AM-2,6-DNT	**33.85**	**4821**	**116.8000<**	**100**	**17%**	**Fails**					**100**	**-100%**	**Fails**		(±15)	45
2-AM-4,6-DNT	33.10	6458	98.6600<	100	-1%	Acceptable					100	-100%	Fails		(±15)	45
2,6-Dinitrotoluene	30.76	3723	100.2000<	100	0%	Acceptable					100	-100%	Fails		(±15)	45
2,4-Dinitrotoluene	29.44	6049	100.1000<	100	0%	Acceptable					100	-100%	Fails		(±15)	45
2-Nitrotoluene	25.67	3421	192.8000	200	-4%	Acceptable					200	-100%	Fails		(±15)	45
4-Nitrotoluene				**200**	**-100%**	**Fails**					**200**	**-100%**	**Fails**		(±15)	
3-Nitrotoluene	26.33	2438	95.0900<	100	-5%	Acceptable					100	-100%	Fails		(±15)	45
Nitroglycerin				**100**	**-100%**	**Fails**		44.77	4945	102.5000	100	3%	Acceptable		(±15)	45
PETN				**100**	**-100%**	**Fails**		49.92	22503	102.0000<	100	2%	Acceptable		(±15)	45
3,5-Dinitroaniline	27.20	5485	100.1000	100	0%	Acceptable					100	-100%	Fails		(±15)	45
EGDN				**100**	**-100%**	**Fails**					**100**	**-100%**	**Fails**		(±15)	

OK @ 25%
MT 3/10/10

Notes:
M = Manually Integrated
D = Operator Disabled Result
O = Over Calibration Range

Signals Differ by More Than 40%
Signals Differ by More Than 50%

Printed: 3/10/2010 11:19 AM

TestAmerica West Sacramento

Method 8330

Data file : \\Terastation\share\GCdata\LC9.I\03082010.B\C-000023.d
Lab Smp Id: STD_05 10GCSV0072 8
Inj Date : 09-MAR-2010 14:28
Operator : NS Inst ID: LC9.i
Smp Info : STD_05 10GCSV0072 8330 100-200ng/mL;2
Misc Info : ;6;;;;3;CAL.sub;;0;0;
Comment : SOP WS-LC-0009
Method : \\Terastation\share\GCdata\LC9.I\03082010.B\8330METCNAB.m
Meth Date : 10-Mar-2010 11:51 shafern Quant Type: AREA%
Cal Date : 04-MAR-2010 03:18 Cal File: C-000011.d
Als bottle: 3 Continuing Calibration Sample
Dil Factor: 1.00000
Integrator: HP Genie Compound Sublist: CAL.sub
Target Version: 4.14
Processing Host: SACP307FK

RT	AREA	HEIGHT	HT/AREA	% HEIGHT			COMPOUNDS
12.705	2836	28	0.010	0.03			
13.266	3231	27	0.008	0.03			
15.838	3734	26	0.007	0.03			
18.029	576048	3801	0.007	4.70		13	Nitrobenzene
20.396	1263425	8070	0.006	9.97		10	1,3-Dinitrobenzene
22.261	1065815	5983	0.006	7.39		9	1,3,5-Trinitrobenze
23.932	4999	41	0.008	0.05			
25.668	645766	3421	0.005	4.23		20	2-Nitrotoluene
26.329	367346	2438	0.007	3.01		22	3-Nitrotoluene
27.203	873680	5485	0.006	6.78		11	3,5-Dinitroaniline
28.001	524894	3457	0.007	4.27		7	RDX
29.443	1049529	6049	0.006	7.48		19	2,4-Dinitrotoluene
30.764	661397	3723	0.006	4.60		18	2,6-Dinitrotoluene
33.099	856566	6458	0.008	7.98		17	2-AM-4,6-DNT
33.847	767584	4821	0.006	5.96		16	4-AM-2,6-DNT
36.561	495005	3253	0.007	4.02	$	1	3,4-Dinitrotoluene
37.896	861687	4563	0.005	5.64		15	2,4,6-Trinitrotolue
40.869	428099	3868	0.009	4.78		4	HMX
43.079	3392	35	0.010	0.04			
44.769	10642	58	0.005	0.07			
46.607	698034	12768	0.018	15.88		12	TETRYL
49.494	223444	454	0.002	0.56			
49.948	99522	1608	0.016	1.98			
51.381	128635	303	0.002	0.37			
52.082	9893	127	0.013	0.15			
	11625203	80865		100.000			

Total unknown % height = 3.310

Data File: \\Terastation\share\GCdata\LC9.I\03082010.B\C-000023.d
Date : 09-MAR-2010 14:28
Client ID:
Sample Info: STD_05 10GCSV0072 8330 100-200ng/mL:2

Instrument: LC9.i
Operator: NS
Column diameter: 4.60

Column phase: Agilent ZorbaxCyano

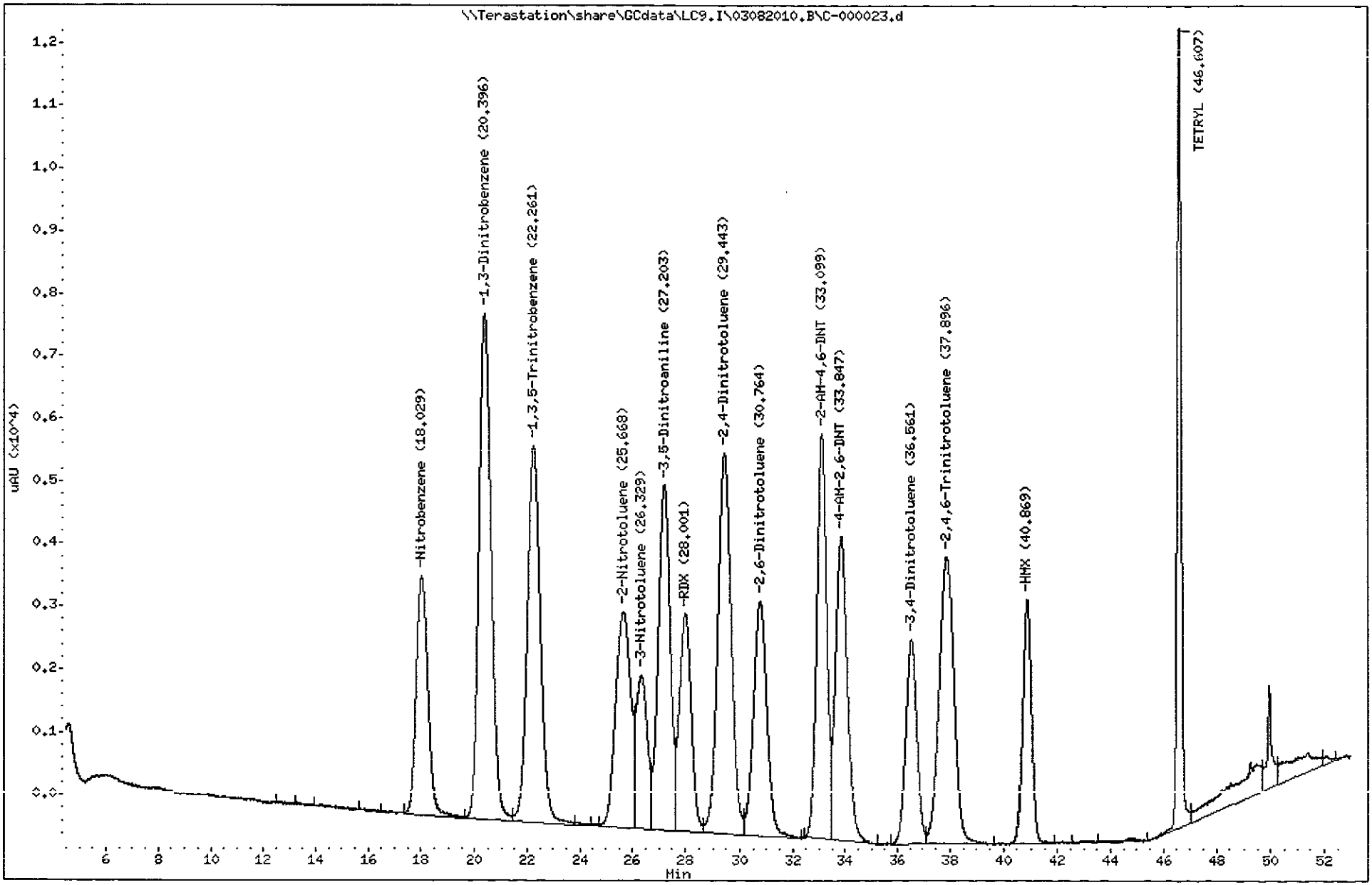

3323
North Canton

TestAmerica West Sacramento

Method 8330

Data file : \\Terastation\share\GCdata\LC9.I\03082010.B\C-000023.d\C-000023.
Lab Smp Id: STD_05 10GCSV0072 8
Inj Date : 09-MAR-2010 14:28
Operator : NS Inst ID: LC9.i
Smp Info : STD_05 10GCSV0072 8330 100-200ng/mL;2
Misc Info : ;6;;;;3;CAL.sub;;0;0;
Comment : SOP WS-LC-0009
Method : \\Terastation\share\GCdata\LC9.I\03082010.B\8330METCNAB.M\8330CN
Meth Date : 10-Mar-2010 02:24 tap Quant Type: AREA%
Cal Date : 04-MAR-2010 03:18 Cal File: C-000011.d
Als bottle: 3 Continuing Calibration Sample
Dil Factor: 1.00000
Integrator: HP Genie Compound Sublist: CAL.sub
Target Version: 4.14
Processing Host: SACP307FK

RT	AREA	HEIGHT	HT/AREA	% HEIGHT	COMPOUNDS
44.767	544197	4945	0.009	15.87	14 Nitroglycerin
49.252	97785	2957	0.030	9.49	
49.547	81939	750	0.009	2.40	
49.924	652612	22503	0.034	72.24	23 PETN
	1376532	31155		100.000	

Total unknown % height = 11.89

Data File: \\Terastation\share\GCdata\LC9.I\03082010.B\C-000023.d\C-000023.d
Date : 09-MAR-2010 14:28
Client ID:
Sample Info: STD_05 10GCSV0072 8330 100-200ng/mL;2

Instrument: LC9.i
Operator: NS
Column phase: Agilent ZorbaxCyano
Column diameter: 4.60

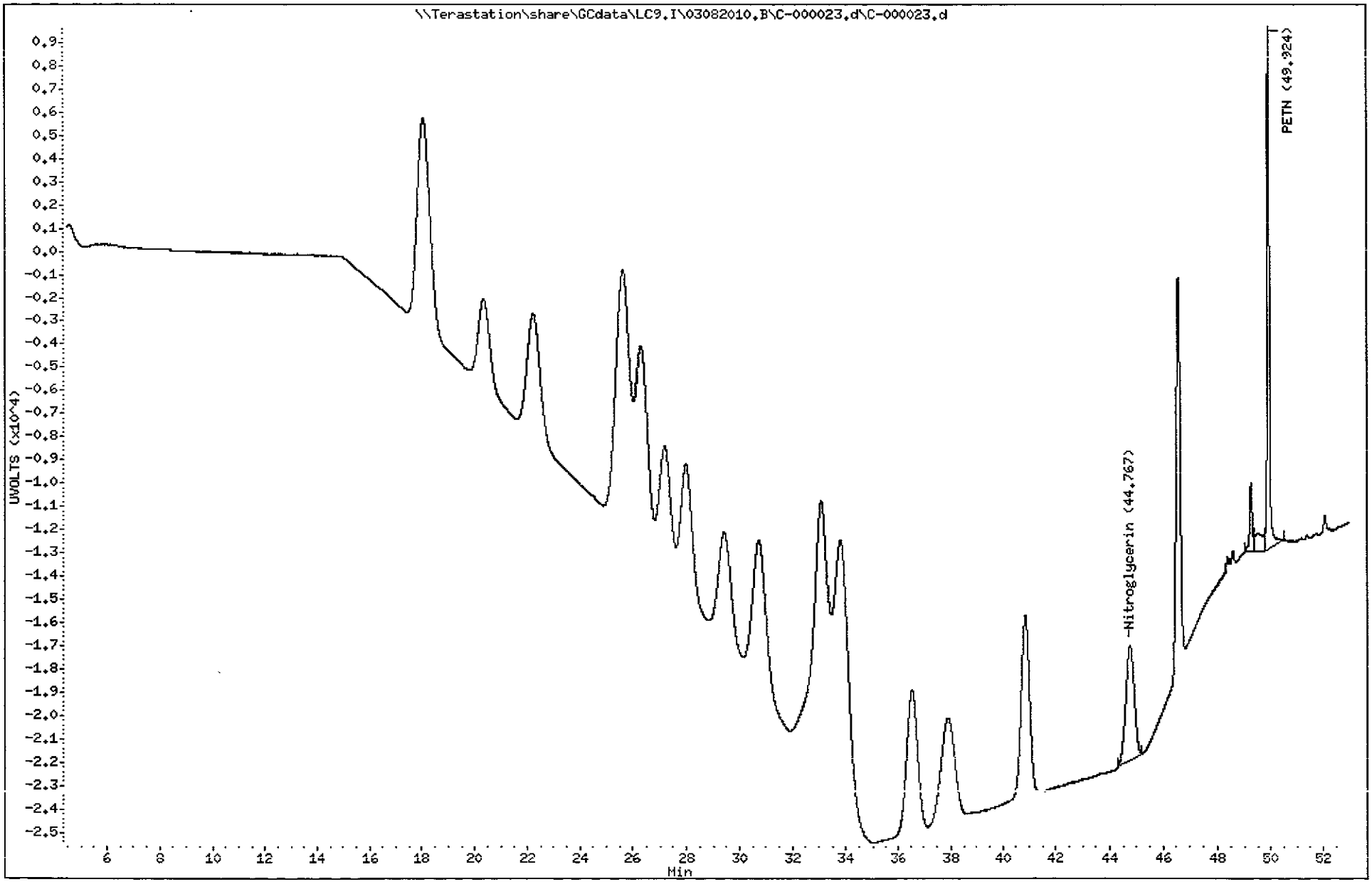

3325
North Canton

TestAmerica West Sacramento

C-000029.D

Chromatography Summary

Injection Date: 3/9/2010 21:01 **Operator:** NS

DataFile: LC9.I\03082010.B\C-000029.D **Vial Num:** 34

Instrument ID: LC9

Method 8330 Target Analyte Results

Sample : **LV2EF1A4 0063129 A0B240490-10**

Method File: LC9 I\03082010.B\8330METCNAB M

Start Cal Date: 3/3/2010 19:39 **End Cal Date:** 3/4/2010 3:18

Dilution Factor	Extract Volume	Sample Volume	Sample Weight
1X	80 mL	0 mL	10.52 g

Matrix: SOIL **SubList:** SOLIDBQSM.sub **SpikeList:**

Sampl Info: LV2EF1A4 0063129 A0B240490-10;0

Misc. Info: ;;;10.52;80;2;SOLIDBQSM.sub;;0;1;

	Zorbax Cyano(250nm)					Zorbax Cyano(250nm-205nm)							
Compound Name	RT	Diff	Response	Conc (ug/Kg)	Flag	RT	Diff	Response	Conc (ug/Kg)	Flag	MDL	RL	Flag
3,4-Dinitrotoluene	**36.50**	**-0.061**	**2020**	**493.6000<**							**0.0000**	**0.00**	**45**
HMX	40.83	-0.036	71	13.8100<							11.5019	225.90	45
RDX											11.4068	225.90	
Picric ACID											95.0570	903 58	
1,3,5-Trinitrobenzene											9.5057	225.90	
1,3-Dinitrobenzene											3.9924	225 90	
TETRYL											9.5057	225.90	
Nitrobenzene											16 7300	225 90	
2,4,6-Trinitrotoluene											18 4411	225.90	
4-AM-2,6-DNT											9 5057	225.90	
2-AM-4,6-DNT											11.8821	271.08	
2,6-Dinitrotoluene											6.9392	225.90	
2,4-Dinitrotoluene											5.0380	225.90	
2-Nitrotoluene											12.3574	225.90	
4-Nitrotoluene											17.3004	451.79	
3-Nitrotoluene	26.27	-0.062	69	20.4600<							14.7338	225.90	45
Nitroglycerin											14.2586	451.79	
PETN											23.7643	451.79	
3,5-Dinitroaniline	27.16	-0.048	81	11.2400							8.3650	1174 66	45

Surrogates:	Spiked	Recovered	%Rec	Spiked	Recovered	%Rec	Limits
3,4-Dinitrotoluene	**475.2852**	**493.6000**	**104**	**475.2852**		**0**	**(81-127)**

cont. mr 3/10/10 not cont. NA

Notes:
M = Manually Integrated
D = Operator Disabled Result
O = Over Calibration Range

Signals Differ by More Than 40%
Signals Differ by More Than 50%

Printed: 3/10/2010 11:20 AM

TestAmerica West Sacramento

Method 8330

Data file : \\Terastation\share\GCdata\LC9.I\03082010.B\C-000029.D
Lab Smp Id: LV2EF1A4 0063129 A0
Inj Date : 09-MAR-2010 21:01
Operator : NS Inst ID: LC9.i
Smp Info : LV2EF1A4 0063129 A0B240490-10;0
Misc Info : ;;;10.52;80;2;SOLIDBQSM.sub;;0;1;
Comment : SOP WS-LC-0009
Method : \\Terastation\share\GCdata\LC9.I\03082010.B\8330METCNAB.m
Meth Date : 09-Mar-2010 15:43 shafern Quant Type: AREA%
Cal Date : 04-MAR-2010 03:18 Cal File: C-000011.d
Als bottle: 34
Dil Factor: 1.00000
Integrator: HP Genie Compound Sublist: SOLIDBQSM.sub
Target Version: 4.14
Processing Host: SACP307WW

Concentration Formula: Amt * DF * Uf*Vt / Ws * CpndVariable

Name	Value	Description
DF	1.000	Dilution Factor
Uf	1.000	Unit Correction Factor
Vt	80.000	Volume of final extract (mL)(1000 low, 2
Ws	10.520	Weight of sample extracted (g)
Cpnd Variable		Local Compound Variable

RT	AREA	HEIGHT	HT/AREA	% HEIGHT	COMPOUNDS
11.506	36708	209	0.006	0.33	
12.780	5489	31	0.006	0.04	
13.522	2886	32	0.011	0.05	
14.037	12191	51	0.004	0.08	
15.533	2662	27	0.010	0.04	
16.261	2709	24	0.009	0.03	
16.824	11560	37	0.003	0.05	
19.684	3436	32	0.009	0.05	
21.836	23503	115	0.005	0.18	
22.494	4978	63	0.013	0.09	
22.846	6415	59	0.009	0.09	
23.287	4877	63	0.013	0.09	
23.677	5568	70	0.013	0.11	
26.267	6455	69	0.011	0.10	22 3-Nitrotoluene
27.155	15160	81	0.005	0.12	11 3,5-Dinitroaniline
27.744	5680	70	0.012	0.11	
28.622	34924	72	0.002	0.11	
30.319	25761	73	0.003	0.11	
33.391	13432	102	0.008	0.16	
33.636	9910	112	0.011	0.17	
33.918	10467	141	0.013	0.22	
34.103	20464	144	0.007	0.22	
36.500	335339	2020	0.006	3.19	$ 1 3,4-Dinitrotoluene
38.257	4798	30	0.006	0.04	

RT	AREA	HEIGHT	HT/AREA	% HEIGHT	COMPOUNDS
39.003	23950	114	0.005	0.18	
40.017	18818	100	0.005	0.15	
40.834	9984	71	0.007	0.11	4 HMX
41.255	4688	68	0.015	0.10	
42.142	17027	79	0.005	0.12	
42.773	23716	102	0.004	0.16	
44.141	52290	171	0.003	0.27	
44.471	7449	152	0.020	0.24	
44.635	16251	149	0.009	0.23	
47.006	289506	982	0.003	1.55	
47.474	137088	1461	0.011	2.30	
47.695	65681	1208	0.018	1.90	
47.881	65756	1174	0.018	1.85	
48.632	396717	2084	0.005	3.29	
49.522	3225798	46605	0.014	73.79	
50.963	476577	2101	0.004	3.31	
51.882	313669	1569	0.005	2.47	
52.665	132934	1395	0.010	2.20	
	5883269	63312		100.000	

Total unknown % height = 96.48

Data File: \\Terastation\share\GCdata\LC9.I\03082010.B\C-000029.D
Date : 09-MAR-2010 21:01
Client ID:
Sample Info: LV2EF1A4 0063129 A0B240490-10;0
Volume Injected (uL): 500.0
Column phase: Agilent ZorbaxCyano

Instrument: LC9.1
Operator: NS
Column diameter: 4.60

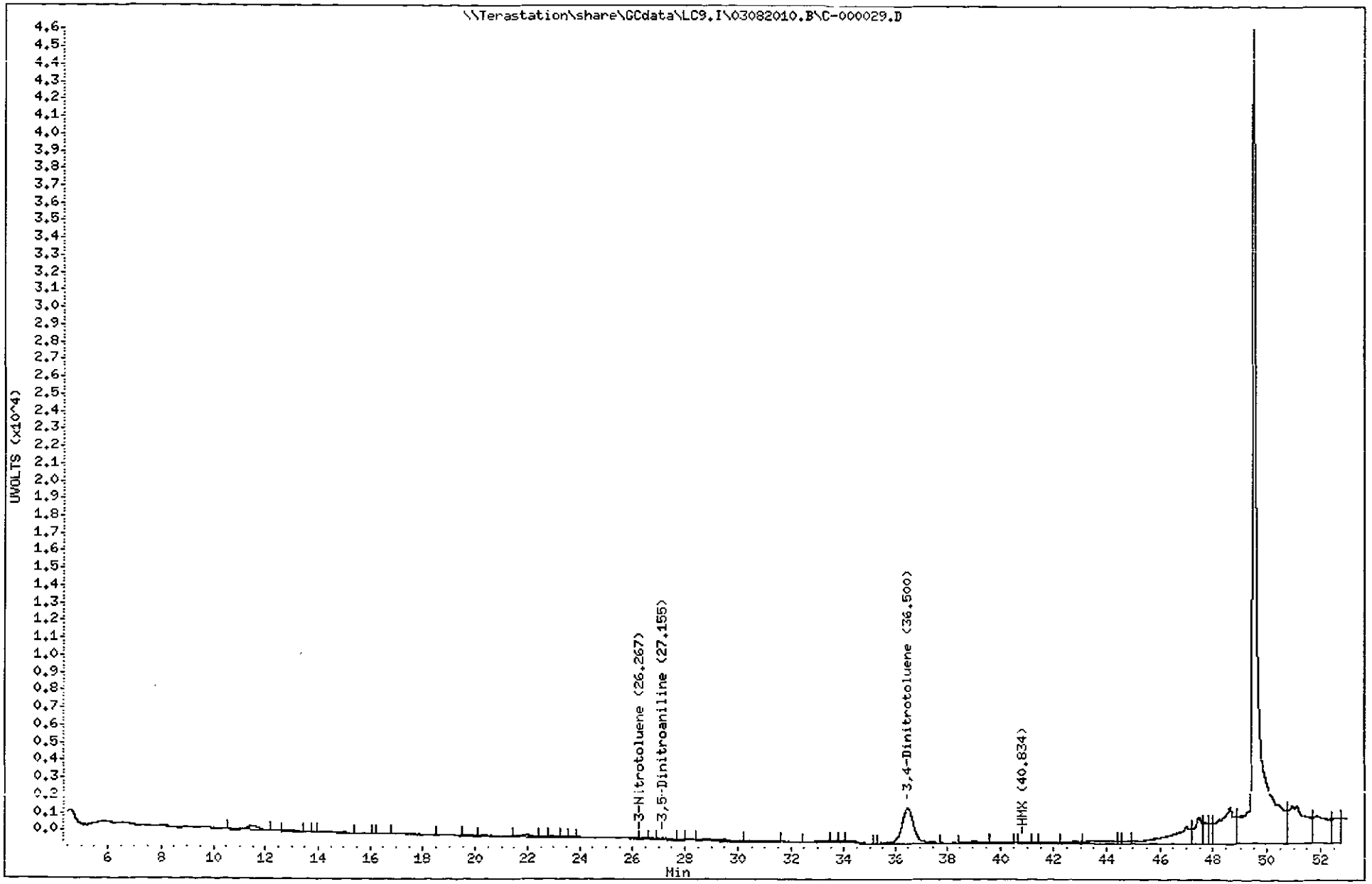

3329
North Canton

TestAmerica West Sacramento

Method 8330

Data file : \\Terastation\share\GCdata\LC9.I\03082010.B\C-000029.D\C-000029.
Lab Smp Id: LV2EF1A4 0063129 A0
Inj Date : 09-MAR-2010 21:01
Operator : NS Inst ID: LC9.i
Smp Info : LV2EF1A4 0063129 A0B240490-10;0
Misc Info : ;;;10.52;80;2;SOLIDBQSM.sub;;0;1;
Comment : SOP WS-LC-0009
Method : \\Terastation\share\GCdata\LC9.I\03082010.B\8330METCNAB.M\8330CN
Meth Date : 09-Mar-2010 15:43 shafern Quant Type: AREA%
Cal Date : 04-MAR-2010 03:18 Cal File: C-000011.d
Als bottle: 34
Dil Factor: 1.00000
Integrator: HP Genie Compound Sublist: SOLIDBQSM.sub
Target Version: 4.14
Processing Host: SACP307WW

Concentration Formula: Amt * DF * Uf*Vt / Ws * CpndVariable

Name	Value	Description
DF	1.000	Dilution Factor
Uf	1.000	Unit Correction Factor
Vt	80.000	Volume of final extract (mL)(1000 low, 2
Ws	10.520	Weight of sample extracted (g)
Cpnd Variable		Local Compound Variable

RT	AREA	HEIGHT	HT/AREA	% HEIGHT	COMPOUNDS
49.103	26972	1074	0.040	0.86	
49.522	6200069	120176	0.019	97.34	
50.425	118362	2225	0.019	1.80	
	6345404	123475		100.000	

Total unknown % height = 100.0

Data File: \\Terastation\share\GCdata\LC9.I\03082010.B\C-000029.D\C-000029.D
Date : 09-MAR-2010 21:01
Client ID:
Sample Info: LV2EF1A4 0063129 A0B240490-10:0
Volume Injected (uL): 500.0
Column phase: Agilent ZorbaxCyano

Instrument: LC9.i
Operator: NS
Column diameter: 4.60

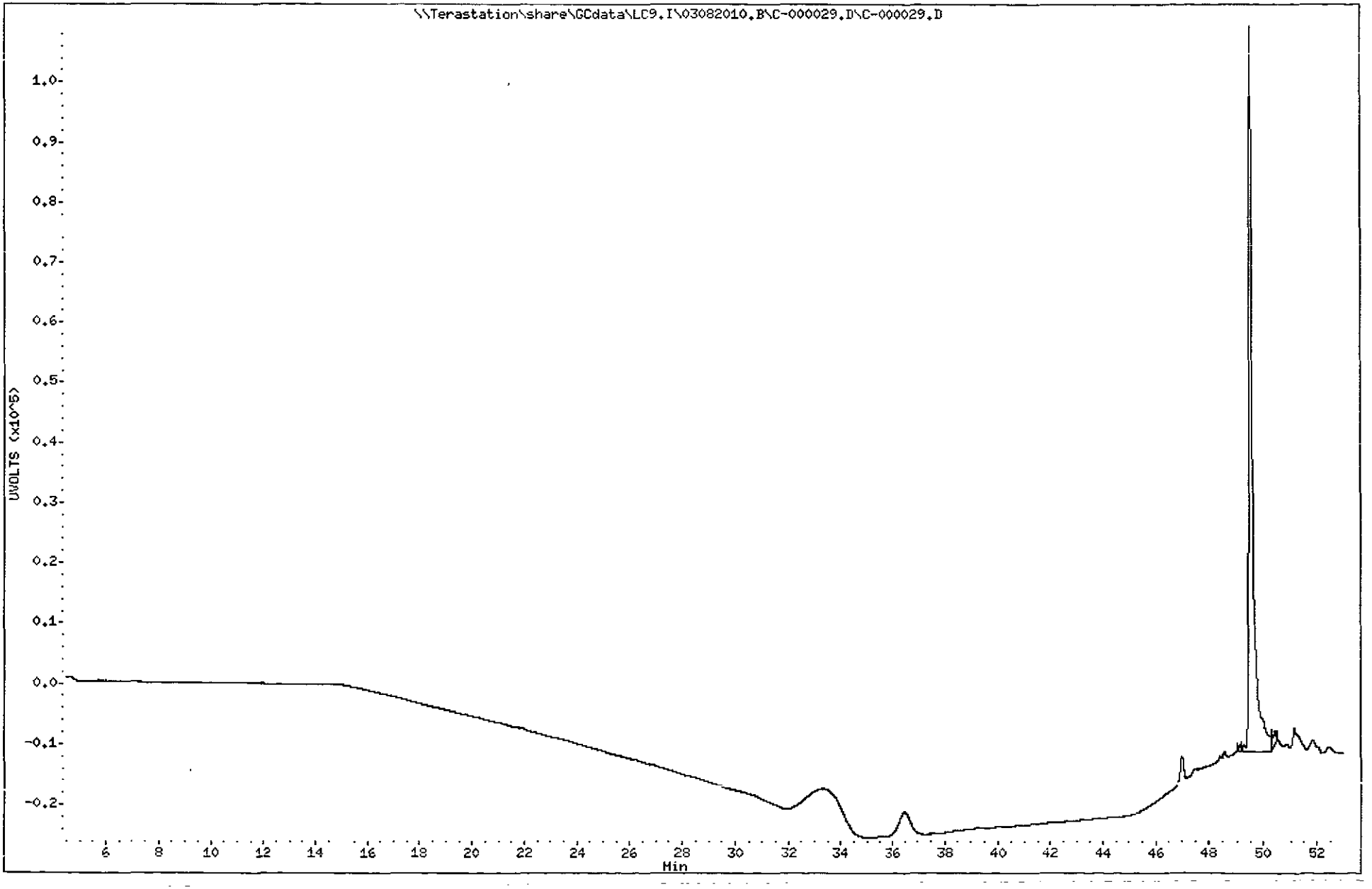

3331

North Canton

TestAmerica West Sacramento

C-000031.D

Chromatography Summary

Injection Date: 3/9/2010 23:12 **Operator:** NS

DataFile: LC9.I\03082010.B\C-000031.D **Vial Num:** 36

Instrument ID: LC9

Method 8330 Target Analyte Results

Sample : **LV2EJ1A5 0063129 A0B240490-12**

Method File: LC9.I\03082010.B\8330METCNAB.M

Start Cal Date: 3/3/2010 19:39 **End Cal Date:** 3/4/2010 3:18

Dilution Factor	Extract Volume	Sample Volume	Sample Weight
1X	80 mL	0 mL	10.34 g

Matrix: SOIL **SubList:** SOLIDBQSM.sub **SpikeList:**

Samp. Info: LV2EJ1A5 0063129 A0B240490-12;0

Misc. Info: ,;,10.34,80.2,SOLIDBQSM.sub;;0;1;

	Zorbax Cyano(250nm)					Zorbax Cyano(250nm-205nm)							
Compound Name	RT	Diff	Response	Conc (ug/Kg)	Flag	RT	Diff	Response	Conc (ug/Kg)	Flag	MDL	RL	Flag
3,4-Dinitrotoluene	36.51	0.045	2087	518.9000<							0.0000	0.00	45
HMX	40 80	-0.043	174	34.4200<							11.7021	233.83	45
RDX											11.6054	233 83	
Picric ACID											96.7118	935.32	
1,3,5-Trinitrobenzene											9.6712	233.83	
1,3-Dinitrobenzene											4.0619	233.83	
TETRYL											9 6712	233.83	
Nitrobenzene											17 0213	233.83	
2,4,6-Trinitrotoluene											18.7621	233.83	
4-AM-2,6-DNT											9.6712	233.83	
2-AM-4,6-DNT											12.0890	280.60	
2,6-Dinitrotoluene											7.0600	233.83	
2,4-Dinitrotoluene											5.1257	233.83	
2-Nitrotoluene											12 5725	233 83	
4-Nitrotoluene											17 6015	467 66	
3-Nitrotoluene											14.9903	233.83	
Nitroglycerin											14.5068	467.66	
PETN											24.1780	467.66	
3,5-Dinitroaniline	27 16	0.013	80	11.2900							8.5106	1215.91	45

Surrogates:	Spiked	Recovered	%Rec		Spiked	Recovered	%Rec	Limits
3,4-Dinitrotoluene	483.5590	518.9000	107		483.5590		0	(81-127)

Notes. M = Manually Integrated — Signals Differ by More Than 40%

D = Operator Disabled Result — Signals Differ by More Than 50%

O = Over Calibration Range

Printed: 3/10/2010 11:40 AM

TestAmerica West Sacramento

Method 8330

Data file : \\Terastation\share\GCdata\LC9.I\03082010.B\C-000031.D
Lab Smp Id: LV2EJ1A5 0063129 A0
Inj Date : 09-MAR-2010 23:12
Operator : NS Inst ID: LC9.i
Smp Info : LV2EJ1A5 0063129 A0B240490-12;0
Misc Info : ;;;10.34;80;2;SOLIDBQSM.sub;;0;1;
Comment : SOP WS-LC-0009
Method : \\Terastation\share\GCdata\LC9.I\03082010.B\8330METCNAB.m
Meth Date : 09-Mar-2010 15:43 shafern Quant Type: AREA%
Cal Date : 04-MAR-2010 03:18 Cal File: C-000011.d
Als bottle: 36
Dil Factor: 1.00000
Integrator: HP Genie Compound Sublist: SOLIDBQSM.sub
Target Version: 4.14
Processing Host: SACP307WW

Concentration Formula: Amt * DF * Uf*Vt / Ws * CpndVariable

Name	Value	Description
DF	1.000	Dilution Factor
Uf	1.000	Unit Correction Factor
Vt	80.000	Volume of final extract (mL)(1000 low, 2
Ws	10.340	Weight of sample extracted (g)
Cpnd Variable		Local Compound Variable

RT	AREA	HEIGHT	HT/AREA	% HEIGHT		COMPOUNDS
11.519	25108	152	0.006	0.23		
13.771	9825	44	0.004	0.06		
15.523	8113	44	0.005	0.06		
18.556	64216	180	0.003	0.28		
20.585	3758	38	0.010	0.05		
21.892	11310	76	0.007	0.11		
23.385	4560	25	0.005	0.03		
26.361	5251	38	0.007	0.05		
27.156	17973	80	0.004	0.12		11 3,5-Dinitroaniline
29.301	4590	29	0.006	0.04		
31.112	12828	48	0.004	0.07		
33.700	71192	171	0.002	0.26		
35.440	67022	357	0.005	0.55		
36.513	391564	2087	0.005	3.25	$	1 3,4-Dinitrotoluene
38.606	39370	187	0.005	0.29		
39.211	34417	206	0.006	0.32		
39.956	72106	346	0.005	0.54		
40.795	42222	174	0.004	0.27		4 HMX
41.865	27084	175	0.006	0.27		
42.535	30528	208	0.007	0.32		
43.190	65534	303	0.005	0.47		
44.398	90392	312	0.003	0.48		
47.004	486477	1258	0.003	1.96		
47.470	149176	1659	0.011	2.59		

RT	AREA	HEIGHT	HT/AREA	% HEIGHT	COMPOUNDS
47.698	207124	1910	0.009	2.98	
48.219	154670	1860	0.012	2.90	
48.505	544691	3684	0.007	5.75	
49.515	2759996	38437	0.014	60.19	
50.404	401678	3403	0.008	5.31	
51.119	624963	3343	0.005	5.22	
51.864	348619	2093	0.006	3.26	
52.480	134423	1102	0.008	1.72	
	6910780	64029		100.000	

Total unknown % height = 96.36

Data File: \\Terastation\share\GCdata\LC9,I\03082010,B\C-000031,D
Date : 09-MAR-2010 23:12
Client ID:
Sample Info: LV2EJ1A5 0063129 A0B240490-12;0
Volume Injected (uL): 500.0
Column phase: Agilent ZorbaxCyano

Instrument: LC9,i
Operator: NS
Column diameter: 4.60

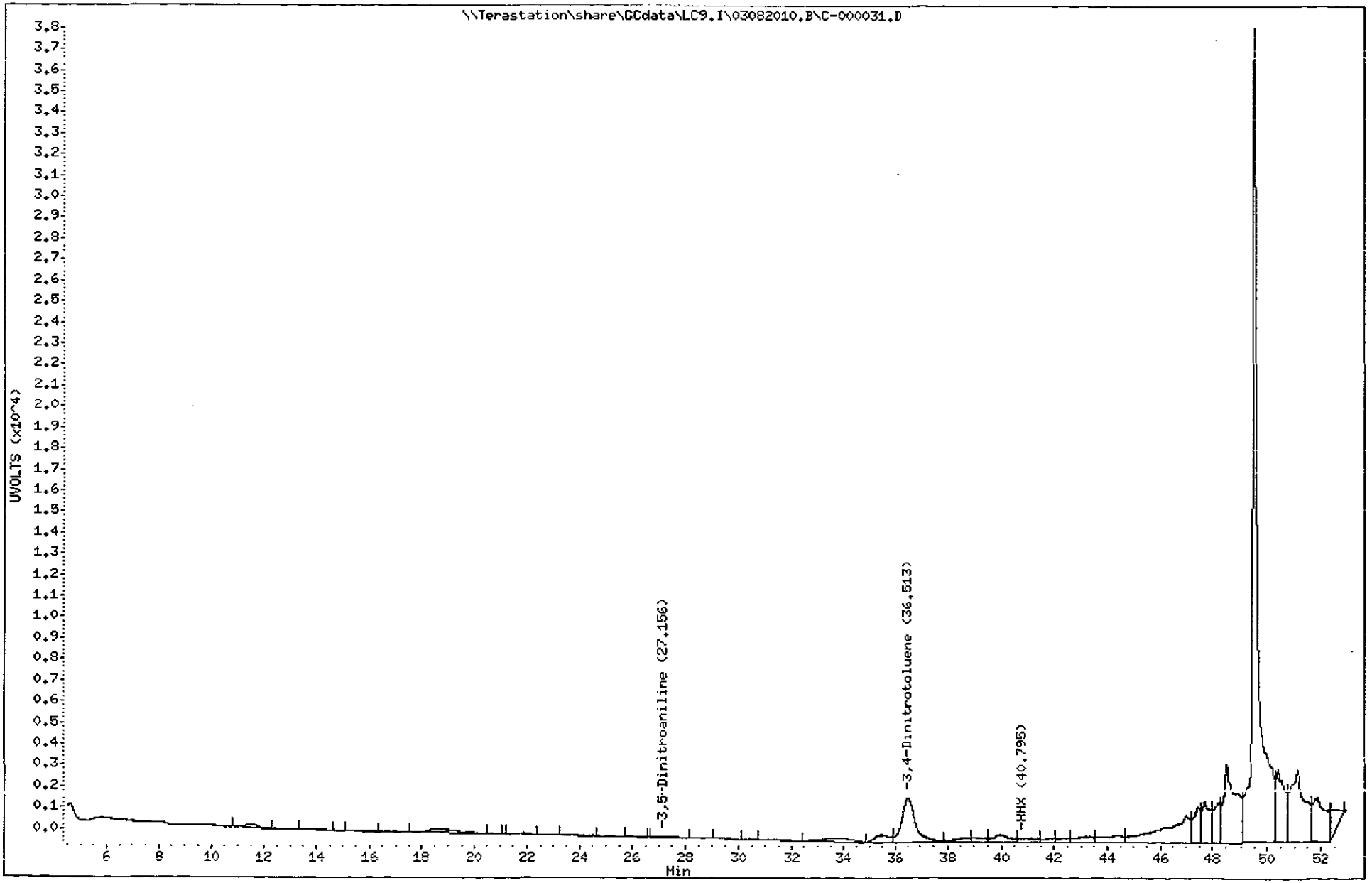

3335
North Canton

TestAmerica West Sacramento

Method 8330

Data file : \\Terastation\share\GCdata\LC9.I\03082010.B\C-000031.D\C-000031.
Lab Smp Id: LV2EJ1A5 0063129 A0
Inj Date : 09-MAR-2010 23:12
Operator : NS Inst ID: LC9.i
Smp Info : LV2EJ1A5 0063129 A0B240490-12;0
Misc Info : ;;;10.34;80;2;SOLIDBQSM.sub;;0;1;
Comment : SOP WS-LC-0009
Method : \\Terastation\share\GCdata\LC9.I\03082010.B\8330METCNAB.M\8330CN
Meth Date : 09-Mar-2010 15:43 shafern Quant Type: AREA%
Cal Date : 04-MAR-2010 03:18 Cal File: C-000011.d
Als bottle: 36
Dil Factor: 1.00000
Integrator: HP Genie Compound Sublist: SOLIDBQSM.sub
Target Version: 4.14
Processing Host: SACP307WW

Concentration Formula: Amt * DF * Uf*Vt / Ws * CpndVariable

Name	Value	Description
DF	1.000	Dilution Factor
Uf	1.000	Unit Correction Factor
Vt	80.000	Volume of final extract (mL)(1000 low, 2
Ws	10.340	Weight of sample extracted (g)
Cpnd Variable		Local Compound Variable

RT	AREA	HEIGHT	HT/AREA	% HEIGHT	COMPOUNDS
49.095	16139	719	0.045	0.72	
49.515	5147096	96594	0.019	96.98	
50.412	109823	2291	0.021	2.30	
	5273058	99604		100.000	

Total unknown % height = 100.0

Data File: \\Terastation\share\GCdata\LC9.I\03082010.B\C-000031.D\C-000031.D
Date : 09-MAR-2010 23:12
Client ID:
Sample Info: LV2EJ1A5 0063129 A0B240490-12:0
Volume Injected (uL): 500.0
Column phase: Agilent ZorbaxCyano

Instrument: LC9.i
Operator: NS
Column diameter: 4.60

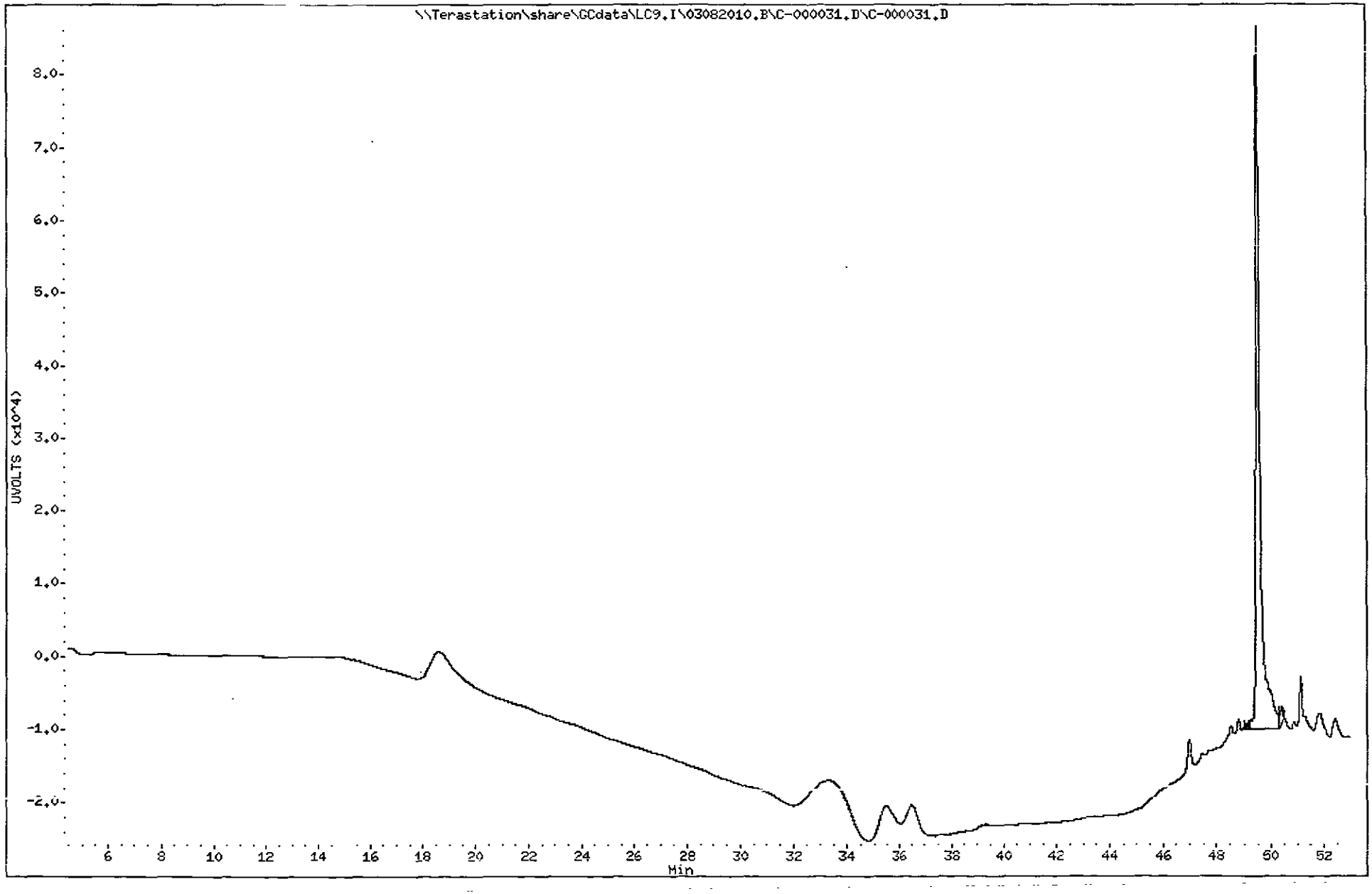

3337
North Canton

TestAmerica West Sacramento

C-000032.D

Chromatography Summary

Injection Date: 3/10/2010 0:18 **Operator:** NS

DataFile: LC9.I\03082010 B\C-000032.D **Vial Num:** 37

Method 8330 Target Analyte Results

Instrument ID: LC9

Sample : **LV2FA1AG 0063129 A0B240490-13**

Method File: LC9 I\03082010.B\8330METCNAB M

Start Cal Date: 3/3/2010 19:39 **End Cal Date:** 3/4/2010 3:18

Dilution Factor	Extract Volume	Sample Volume	Sample Weight
1X	80 mL	0 mL	10.09 g

Matrix: SOIL **SubList:** SOLIDBQSM.sub **SpikeList:**

Samp. Info: LV2FA1AG 0063129 A0B240490-13;0

Misc. Info: ;;;10.09;80;2;SOLIDBQSM sub;;0;1,

	Zorbax Cyano(250nm)					Zorbax Cyano(250nm-205nm)							
Compound Name	RT	Diff	Response	Conc (ug/Kg)	Flag	RT	Diff	Response	Conc (ug/Kg)	Flag	MDL	RL	Flag
3,4-Dinitrotoluene	36.50	0.030	2053	523.1000<							0.0000	0.00	45
HMX	41.00	0.166	120	24.3600<							11.9921	245.56	45
RDX		PTSD		ND							11.8930	245.56	
Picric ACID											99.1080	982.24	
1,3,5-Trinitrobenzene											9.9108	245.56	
1,3-Dinitrobenzene											4.1625	245.56	
TETRYL											9.9108	245.56	
Nitrobenzene											17.4430	245.56	
2,4,6-Trinitrotoluene											19.2270	245.56	
4-AM-2,6-DNT											9.9108	245.56	
2-AM-4,6-DNT											12.3885	294.67	
2,6-Dinitrotoluene											7.2349	245.56	
2,4-Dinitrotoluene											5.2527	245.56	
2-Nitrotoluene	25.84	0.227	43	19.2100							12.8840	245.56	45
4-Nitrotoluene		PTSD		ND							18.0377	491.12	
3-Nitrotoluene											15.3617	245.56	
Nitroglycerin											14.8662	491.12	
PETN											24.7770	491.12	
3,5-Dinitroaniline											8.7215	1276.91	

MP 3/10/10

Surrogates:	Spiked	Recovered	%Rec	Spiked	Recovered	%Rec	Limits
3,4-Dinitrotoluene	495.5401	523.1000	106	495.5401		0	(81-127)

Notes.
M = Manually Integrated
D = Operator Disabled Result
O = Over Calibration Range

Signals Differ by More Than 40%
Signals Differ by More Than 50%

Printed: 3/10/2010 11:41 AM

TestAmerica West Sacramento

Method 8330

Data file : \\Terastation\share\GCdata\LC9.I\03082010.B\C-000032.D
Lab Smp Id: LV2FA1AG 0063129 A0
Inj Date : 10-MAR-2010 00:18
Operator : NS Inst ID: LC9.i
Smp Info : LV2FA1AG 0063129 A0B240490-13;0
Misc Info : ;;;10.09;80;2;SOLIDBQSM.sub;;0;1;
Comment : SOP WS-LC-0009
Method : \\Terastation\share\GCdata\LC9.I\03082010.B\8330METCNAB.m
Meth Date : 09-Mar-2010 15:43 shafern Quant Type: AREA%
Cal Date : 04-MAR-2010 03:18 Cal File: C-000011.d
Als bottle: 37
Dil Factor: 1.00000
Integrator: HP Genie Compound Sublist: SOLIDBQSM.sub
Target Version: 4.14
Processing Host: SACP307WW

Concentration Formula: Amt * DF * Uf*Vt / Ws * CpndVariable

Name	Value	Description
DF	1.000	Dilution Factor
Uf	1.000	Unit Correction Factor
Vt	80.000	Volume of final extract (mL)(1000 low, 2
Ws	10.090	Weight of sample extracted (g)
Cpnd Variable		Local Compound Variable

RT	AREA	HEIGHT	HT/AREA	% HEIGHT			COMPOUNDS
11.523	57842	341	0.006	0.34			
12.788	2989	33	0.011	0.03			
13.641	37479	115	0.003	0.11			
17.219	3766	58	0.015	0.05			
17.653	23346	118	0.005	0.12			
19.272	2765	19	0.007	0.01			
19.776	2653	25	0.009	0.02			
20.651	2553	27	0.011	0.02			
21.885	21688	127	0.006	0.12			
23.135	4531	44	0.010	0.04			
23.641	10193	56	0.005	0.05			
24.280	6794	42	0.006	0.04			
25.839	8813	43	0.005	0.04		20	2-Nitrotoluene
26.594	6647	50	0.008	0.05			
27.333	5502	51	0.009	0.05			
29.029	15641	62	0.004	0.06			
30.980	3316	47	0.014	0.04			
33.885	69541	178	0.003	0.18			
36.498	373699	2053	0.005	2.09	$	1	3,4-Dinitrotoluene
38.080	5111	82	0.016	0.08			
39.060	90272	388	0.004	0.39			
39.981	26832	169	0.006	0.17			
41.005	25259	120	0.005	0.12		4	HMX
41.760	37115	166	0.004	0.16			

RT	AREA	HEIGHT	HT/AREA	% HEIGHT	COMPOUNDS
42.673	54342	210	0.004	0.21	
43.416	33706	212	0.006	0.21	
43.864	26797	216	0.008	0.22	
44.532	57565	280	0.005	0.28	
47.024	493933	1605	0.003	1.63	
47.495	519320	2868	0.006	2.92	
48.540	932036	5067	0.005	5.16	
49.539	3159416	50769	0.016	51.97	
50.236	1069742	6854	0.006	6.99	
51.063	1192069	13168	0.011	13.43	
51.789	1101192	12351	0.011	12.60	
	9484466	98014		100.000	

Total unknown % height = 97.75

Data File: \\Terastation\share\GCdata\LC9.I\03082010.B\C-000032.D
Date : 10-MAR-2010 00:18
Client ID:
Sample Info: LV2FA1AG 0063129 A0B240490-13:0
Volume Injected (uL): 500.0
Column phase: Agilent ZorbaxCyano

Instrument: LC9.i
Operator: NS
Column diameter: 4.60

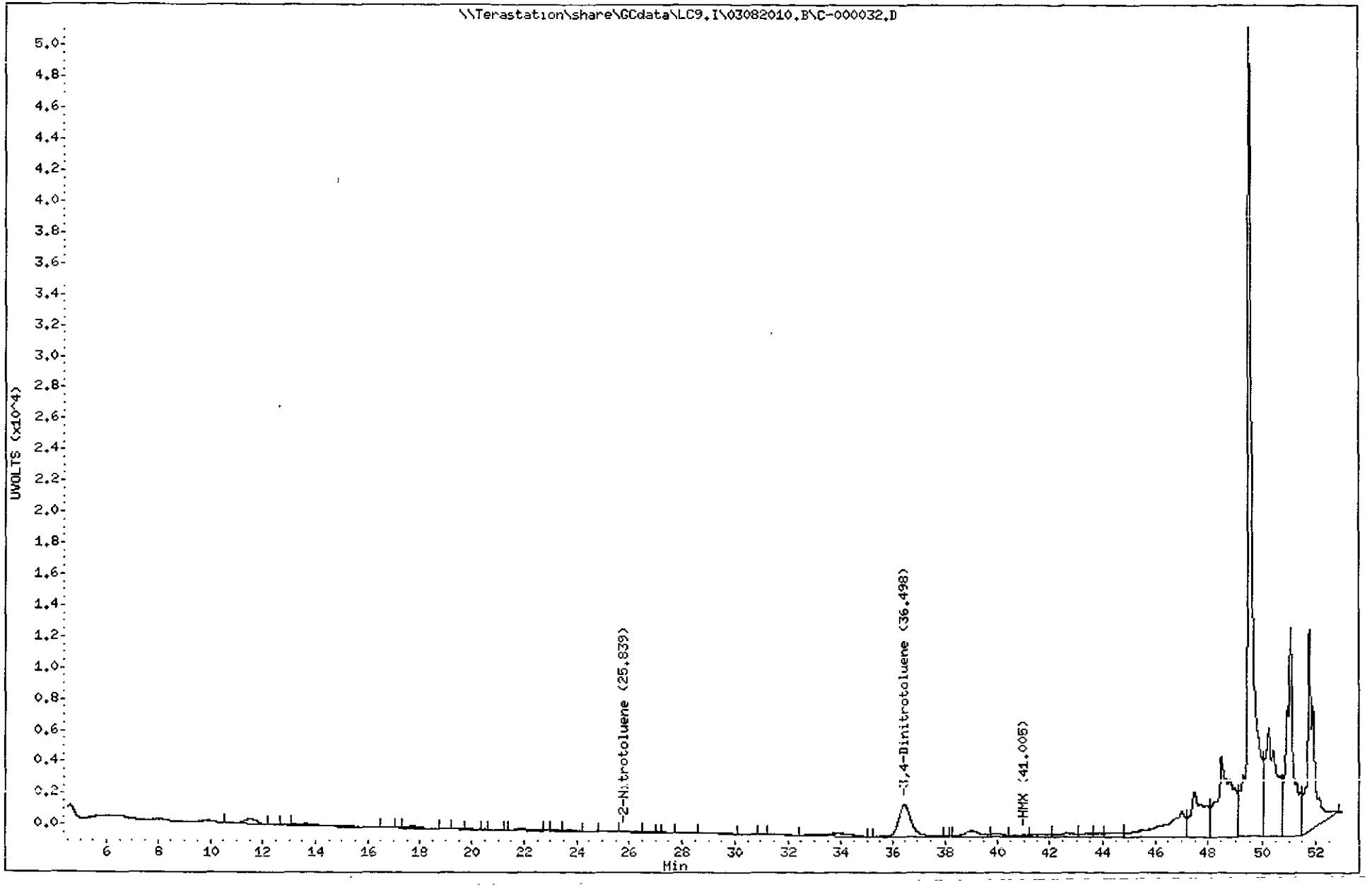

3341
North Canton

TestAmerica West Sacramento

Method 8330

Data file : \\Terastation\share\GCdata\LC9.I\03082010.B\C-000032.D\C-000032.
Lab Smp Id: LV2FA1AG 0063129 A0
Inj Date : 10-MAR-2010 00:18
Operator : NS Inst ID: LC9.i
Smp Info : LV2FA1AG 0063129 A0B240490-13;0
Misc Info : ;;;10.09;80;2;SOLIDBQSM.sub;;0;1;
Comment : SOP WS-LC-0009
Method : \\Terastation\share\GCdata\LC9.I\03082010.B\8330METCNAB.M\8330CN
Meth Date : 09-Mar-2010 15:43 shafern Quant Type: AREA%
Cal Date : 04-MAR-2010 03:18 Cal File: C-000011.d
Als bottle: 37
Dil Factor: 1.00000
Integrator: HP Genie Compound Sublist: SOLIDBQSM.sub
Target Version: 4.14
Processing Host: SACP307WW

Concentration Formula: Amt * DF * Uf*Vt / Ws * CpndVariable

Name	Value	Description
DF	1.000	Dilution Factor
Uf	1.000	Unit Correction Factor
Vt	80.000	Volume of final extract (mL)(1000 low, 2
Ws	10.090	Weight of sample extracted (g)
Cpnd Variable		Local Compound Variable

RT	AREA	HEIGHT	HT/AREA	% HEIGHT	COMPOUNDS
49.125	20016	868	0.043	0.65	
49.534	6546968	129367	0.020	97.22	
50.430	327011	2846	0.009	2.13	
	6893995	133081		100.000	

Total unknown % height = 100.0

Data File: \\Terastation\share\GCdata\LC9.I\03082010.B\C-000032.D\C-000032.D
Date : 10-MAR-2010 00:18
Client ID:
Sample Info: LV2FA1AC 0063129 A0B240490-13:0
Volume Injected (uL): 500.0
Column phase: Agilent ZorbaxCyano

Instrument: LC9.i
Operator: NS
Column diameter: 4.60

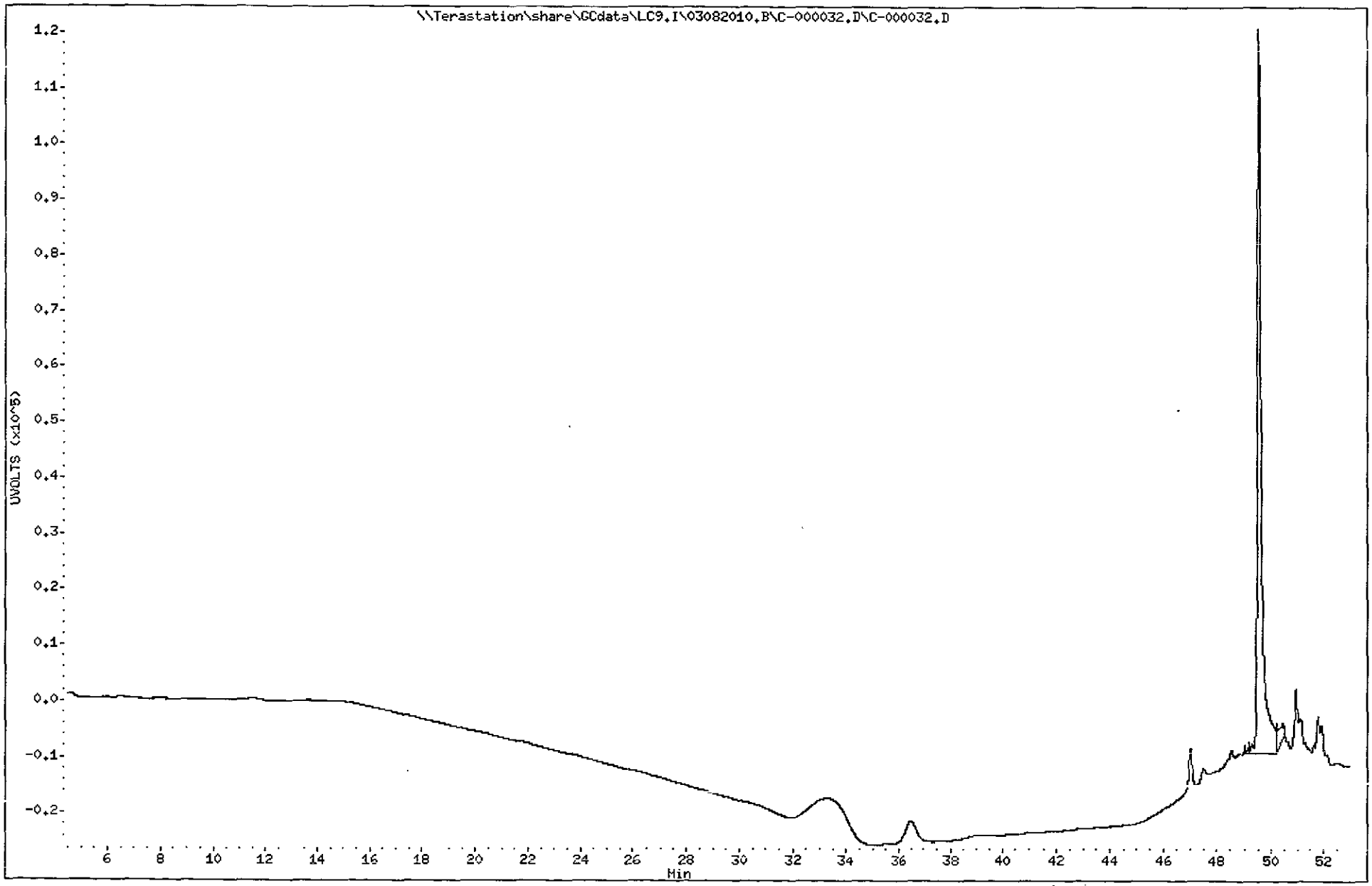

3343
North Canton

TestAmerica West Sacramento

C-000033.D

Chromatography Summary

Injection Date: 3/10/2010 1:23 **Operator:** NS

DataFile: LC9.I\03082010.B\C-000033.D **Vial Num:** 4

Instrument ID: LC9

Method 8330 Target Analyte Results

Sample : **STD_05 10GCSV0072 8330 100-200ng/mL**

Method File: LC9.I\03082010.B\8330METCNAB.M

Start Cal Date: 3/3/2010 19 39 **End Cal Date:** 3/4/2010 3:18

Dilution Factor	Extract Volume	Sample Volume	Sample Weight
1X	0 mL	0 mL	0 g

Matrix: NONE **SubList:** CAL sub **SpikeList:**

Samp. Info: STD_05 10GCSV0072 8330 100-200ng/mL;2

Misc. Info: ;6;,;;3 CAL.sub;;0,0;

	Zorbax Cyano(250nm) ✓							Zorbax Cyano(250nm-205nm) /								
Compound Name	RT	Response	PPB	Spike Level	%D	Result	Flag	RT	Response	PPB	Spike Level	%D	Result	Flag	Limits(%)	Flag
3,4-Dinitrotoluene	36.47	3175	102.0000<	100	2%	Acceptable					100	-100%	Fails		(±15)	45
HMX	40.84	√ 3757	96 0700<	100	-4%	Acceptable					100	-100%	Fails		(±15)	45
RDX	27.94	3426	98 8500<	100	-1%	Acceptable					100	-100%	Fails		(±15)	45
Picric ACID				200	-100%	Fails					200	-100%	Fails		(±15)	
1,3,5-Trinitrobenzene	22.21	6017	99.7000<	100	0%	Acceptable					100	-100%	Fails		(±15)	45
1,3-Dinitrobenzene	20 36	8044	100.9000<	100	1%	Acceptable					100	-100%	Fails		(±15)	45
TETRYL	46.63	12513	90.2400<	100	-10%	Acceptable					100	-100%	Fails		(±15)	45
Nitrobenzene	17 99	3969	103.5000<	100	4%	Acceptable					100	-100%	Fails		(±15)	45
2,4,6-Trinitrotoluene	37.80	4491	94.9800<	100	-5%	Acceptable					100	-100%	Fails		(±15)	45
4-AM-2,6-DNT	**33.74**	**5036**	**122.2000<**	**100**	**22%**	**Fails**					100	-100%	Fails		(±15)	45
2-AM-4,6-DNT	33.02	6413	97.9800<	100	-2%	Acceptable					100	-100%	Fails		(±15)	45
2,6-Dinitrotoluene	30.68	3703	99 6600<	100	0%	Acceptable					100	-100%	Fails		(±15)	45
2,4-Dinitrotoluene	29.36	6013	99.5100<	100	0%	Acceptable					100	-100%	Fails		(±15)	45
2-Nitrotoluene	25.61	3571	201.2000	200	1%	Acceptable					200	-100%	Fails		(±15)	45
4-Nitrotoluene				200	-100%	Fails					200	-100%	Fails		(±15)	
3-Nitrotoluene	26.27	2562	99.9200<	100	0%	Acceptable					100	-100%	Fails		(±15)	45
Nitroglycerin				100	-100%	Fails		44.78	4742	98.3300	100	-2%	Acceptable		(±15)	45
PETN				100	-100%	Fails		49.94	/ 22339	101.3000<	100	1%	Acceptable		(±15)	45
3,5-Dinitroaniline	27 14	5484	100.1000	100	0%	Acceptable					100	-100%	Fails		(±15)	45
EGDN				100	-100%	Fails					100	-100%	Fails		(±15)	

m 3/10/10

Notes:
M = Manually Integrated
D = Operator Disabled Result
O = Over Calibration Range

Signals Differ by More Than 40%
Signals Differ by More Than 50%

Printed: 3/10/2010 11:41 AM

TestAmerica West Sacramento

Method 8330

Data file : \\Terastation\share\GCdata\LC9.I\03082010.B\C-000033.D
Lab Smp Id: STD_05 10GCSV0072 8
Inj Date : 10-MAR-2010 01:23
Operator : NS Inst ID: LC9.i
Smp Info : STD_05 10GCSV0072 8330 100-200ng/mL;2
Misc Info : ;6;;;;3;CAL.sub;;0;0;
Comment : SOP WS-LC-0009
Method : \\Terastation\share\GCdata\LC9.I\03082010.B\8330METCNAB.m
Meth Date : 10-Mar-2010 02:24 tap Quant Type: AREA%
Cal Date : 04-MAR-2010 03:18 Cal File: C-000011.d
Als bottle: 4 Continuing Calibration Sample
Dil Factor: 1.00000
Integrator: HP Genie Compound Sublist: CAL.sub
Target Version: 4.14
Processing Host: SACP307WW

RT	AREA	HEIGHT	HT/AREA	% HEIGHT		COMPOUNDS
13.625	3504	28	0.008	0.03		
14.696	4593	23	0.005	0.02		
16.183	4862	27	0.006	0.03		
17.992	590592	3969	0.007	4.86	13	Nitrobenzene
20.361	1250720	8044	0.006	9.85	10	1,3-Dinitrobenzene
22.214	1056083	6017	0.006	7.37	9	1,3,5-Trinitrobenze
25.612	677052	3571	0.005	4.37	20	2-Nitrotoluene
26.267	386221	2562	0.007	3.13	22	3-Nitrotoluene
27.143	864368	5484	0.006	6.71	11	3,5-Dinitroaniline
27.935	515716	3426	0.007	4.19	7	RDX
29.361	1033789	6013	0.006	7.36	19	2,4-Dinitrotoluene
30.679	658312	3703	0.006	4.53	18	2,6-Dinitrotoluene
33.019	842422	6413	0.008	7.85	17	2-AM-4,6-DNT
33.744	767466	5036	0.007	6.16	16	4-AM-2,6-DNT
36.468	490831	3175	0.006	3.88	$ 1	3,4-Dinitrotoluene
37.800	853652	4491	0.005	5.50	15	2,4,6-Trinitrotolue
40.838	424908	3757	0.009	4.60	4	HMX
44.816	5116	46	0.009	0.05		
46.633	670908	12513	0.019	15.47	12	TETRYL
48.591	85324	272	0.003	0.33		
49.514	100536	399	0.004	0.48		
49.963	87929	1537	0.017	1.88		
50.473	15411	241	0.016	0.29		
50.628	13714	220	0.016	0.26		
51.105	28129	205	0.007	0.25		
51.399	10668	173	0.016	0.21		
51.925	34181	283	0.008	0.34		
	11477007	81628		100.000		

Total unknown % height = 4.170

Data File: \\Terastation\share\GCdata\LC9,I\03082010,B\C-000033,D
Date : 10-MAR-2010 01:23
Client ID:
Sample Info: STD_05 10GCSV0072 8330 100-200ng/mL;2

Instrument: LC9,i
Operator: NS
Column diameter: 4.60

Column phase: Agilent ZorbaxCyano

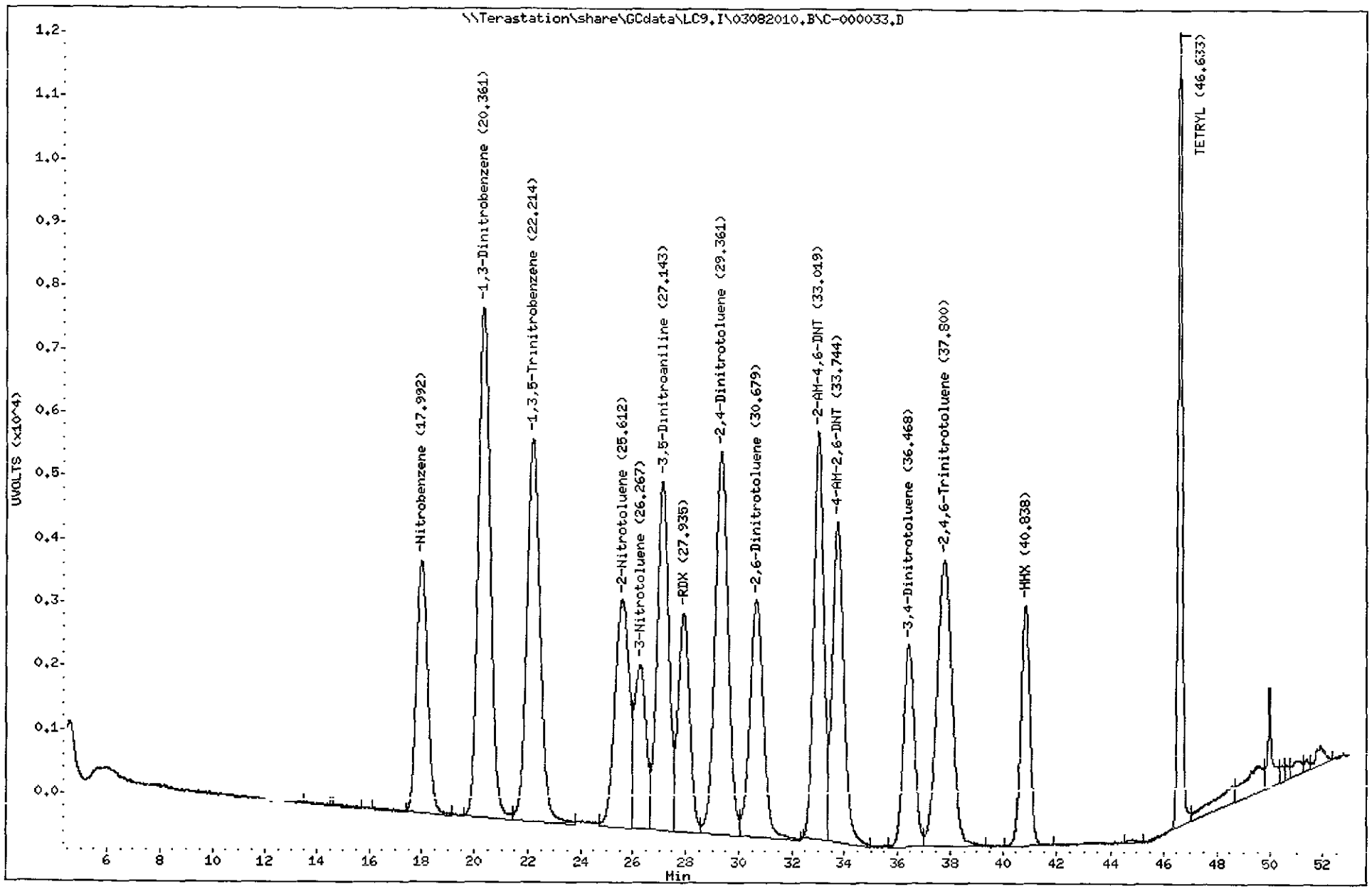

3346
North Canton

TestAmerica West Sacramento

Method 8330

Data file : \\Terastation\share\GCdata\LC9.I\03082010.B\C-000033.D\C-000033.
Lab Smp Id: STD_05 10GCSV0072 8
Inj Date : 10-MAR-2010 01:23
Operator : NS Inst ID: LC9.i
Smp Info : STD_05 10GCSV0072 8330 100-200ng/mL;2
Misc Info : ;6;;;;3;CAL.sub;;0;0;
Comment : SOP WS-LC-0009
Method : \\Terastation\share\GCdata\LC9.I\03082010.B\8330METCNAB.M\8330CN
Meth Date : 10-Mar-2010 02:24 tap Quant Type: AREA%
Cal Date : 04-MAR-2010 03:18 Cal File: C-000011.d
Als bottle: 4 Continuing Calibration Sample
Dil Factor: 1.00000
Integrator: HP Genie Compound Sublist: CAL.sub
Target Version: 4.14
Processing Host: SACP307WW

RT	AREA	HEIGHT	HT/AREA	% HEIGHT	COMPOUNDS
44.778	531314	4742	0.009	16.16	14 Nitroglycerin
49.275	55627	1455	0.026	4.96	
49.534	89523	797	0.009	2.71	
49.941	644287	22339	0.035	76.17	23 PETN
	1320750	29333		100.000	

Total unknown % height = 7.670

Data File: \\Terastation\share\GCdata\LC9.I\03082010.B\C-000033.D\C-000033.D
Date : 10-MAR-2010 01:23
Client ID:
Sample Info: STD_05 10GCSV0072 8330 100-200ng/mL;2

Instrument: LC9.i
Operator: NS
Column diameter: 4.60

Column phase: Agilent ZorbaxCyano

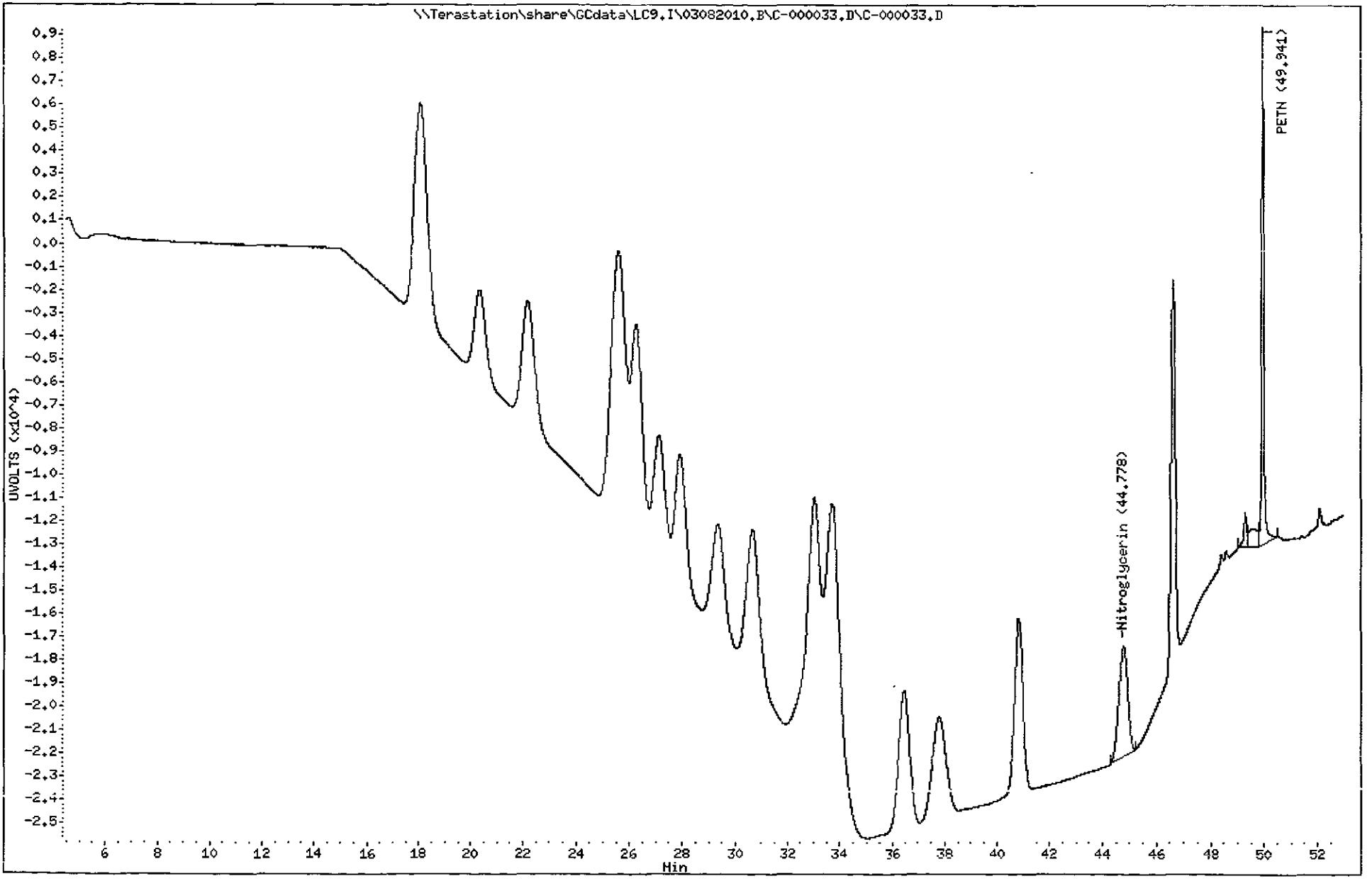

3348
North Canton

TestAmerica West Sacramento

C-000035.D

Chromatography Summary

Injection Date: 3/10/2010 3:35 **Operator:** NS

DataFile: LC9 I\03082010.B\C-000035.D **Vial Num:** 39

Instrument ID: LC9

Method 8330 Target Analyte Results

Sample : **LV2FG1AV 0063129 A0B240490-15**

Method File: LC9.I\03082010 B\8330METCNAB.M

Start Cal Date: 3/3/2010 19:39 **End Cal Date:** 3/4/2010 3:18

Dilution Factor	Extract Volume	Sample Volume	Sample Weight
1X	80 mL	0 mL	10.23 g

Matrix: SOIL **SubList:** SOLIDBQSM.sub **SpikeList:**

Samp. Info: LV2FG1AV 0063129 A0B240490-15;0

Misc. Info: ;,;10.23;80;2;SOLIDBQSM.sub;,0,1,

	Zorbax Cyano(250nm)					Zorbax Cyano(250nm-205nm)							
Compound Name	RT	Diff	Response	Conc (ug/Kg)	Flag	RT	Diff	Response	Conc (ug/Kg)	Flag	MDL	RL	Flag
3,4-Dinitrotoluene	36.51	0.038	2031	510.4000<							0.0000	0.00	45
HMX											11.8280	238.88	
RDX											11.7302	238.88	
Picric ACID											97.7517	955.54	
1,3,5-Trinitrobenzene											9.7752	238.88	
1,3-Dinitrobenzene	20.25	-0.110	47	4.6120<							4.1056	238.88	45
TETRYL											9.7752	238.88	
Nitrobenzene											17.2043	238.88	
2,4,6-Trinitrotoluene											18.9638	238.88	
4-AM-2,6-DNT											9.7752	238.88	
2-AM-4,6-DNT											12.2190	286.66	
2,6-Dinitrotoluene											7.1359	238.88	
2,4-Dinitrotoluene											5.1808	238.88	
2-Nitrotoluene											12.7077	238.88	
4-Nitrotoluene											17.7908	477.77	
3-Nitrotoluene	26.25	-0.019	75	22.8700<							15.1515	238.88	45
Nitroglycerin											14.6628	477.77	
PETN						49.87	-0.067	3023	107.2000<		24.4379	477.77	45
3,5-Dinitroaniline											8.6022	1242.20	

Surrogates:	Spiked	Recovered	%Rec		Spiked	Recovered	%Rec	Limits
3,4-Dinitrotoluene	488.7586	510.4000	104		488.7586		0	(81-127)

Notes:
M = Manually Integrated — Signals Differ by More Than 40%
D = Operator Disabled Result — Signals Differ by More Than 50%
O = Over Calibration Range

Printed: 3/10/2010 11:41 AM

TestAmerica West Sacramento

Method 8330

Data file : \\Terastation\share\GCdata\LC9.I\03082010.B\C-000035.D
Lab Smp Id: LV2FG1AV 0063129 A0
Inj Date : 10-MAR-2010 03:35
Operator : NS Inst ID: LC9.i
Smp Info : LV2FG1AV 0063129 A0B240490-15;0
Misc Info : ;;;10.23;80;2;SOLIDBQSM.sub;;0;1;
Comment : SOP WS-LC-0009
Method : \\Terastation\share\GCdata\LC9.I\03082010.B\8330METCNAB.m
Meth Date : 10-Mar-2010 02:24 tap Quant Type: AREA%
Cal Date : 04-MAR-2010 03:18 Cal File: C-000011.d
Als bottle: 39
Dil Factor: 1.00000
Integrator: HP Genie Compound Sublist: SOLIDBQSM.sub
Target Version: 4.14
Processing Host: SACP307WW

Concentration Formula: Amt * DF * Uf*Vt / Ws * CpndVariable

Name	Value	Description
DF	1.000	Dilution Factor
Uf	1.000	Unit Correction Factor
Vt	80.000	Volume of final extract (mL)(1000 low, 2
Ws	10.230	Weight of sample extracted (g)
Cpnd Variable		Local Compound Variable

RT	AREA	HEIGHT	HT/AREA	% HEIGHT		COMPOUNDS
11.499	77018	436	0.006	2.33		
12.531	12279	52	0.004	0.27		
13.985	18525	74	0.004	0.39		
15.764	7603	45	0.006	0.24		
16.643	9428	66	0.007	0.35		
20.251	9683	47	0.005	0.25	10	1,3-Dinitrobenzene
21.814	17376	110	0.006	0.58		
23.600	2944	48	0.016	0.25		
23.736	7869	56	0.007	0.30		
26.249	12930	75	0.006	0.40	22	3-Nitrotoluene
27.845	4923	30	0.006	0.16		
29.010	8128	49	0.006	0.26		
29.650	4340	47	0.011	0.25		
30.134	6845	38	0.006	0.20		
31.111	9638	53	0.005	0.28		
34.032	63339	159	0.003	0.85		
36.506	352990	2031	0.006	10.89	$ 1	3,4-Dinitrotoluene
38.193	4452	34	0.008	0.18		
39.028	3150	35	0.011	0.18		
40.111	4324	36	0.008	0.19		
42.817	3426	23	0.007	0.12		
43.822	8252	43	0.005	0.23		
44.444	5970	52	0.009	0.27		
47.002	92178	702	0.008	3.76		

RT	AREA	HEIGHT	HT/AREA	% HEIGHT	COMPOUNDS
47.691	126378	740	0.006	3.96	
48.215	68941	978	0.014	5.24	
48.508	214132	2789	0.013	15.10	
48.792	129162	1357	0.011	7.27	
49.480	327222	2747	0.008	14.73	
49.992	249870	1816	0.007	9.73	
50.410	189920	1668	0.009	8.94	
51.001	252500	1664	0.007	8.92	
51.774	53464	488	0.009	2.61	
52.401	4937	60	0.012	0.32	
	2364133	18648		100.000	

Total unknown % height = 88.46

Data File: \\Terastation\share\GCdata\LC9.I\03082010.B\C-000035.D
Date : 10-MAR-2010 03:35
Client ID:
Sample Info: LV2FC1AV 0063129 A0B240490-15;0
Volume Injected (uL): 500.0
Column phase: Agilent ZorbaxCyano

Instrument: LC9.i
Operator: NS
Column diameter: 4.60

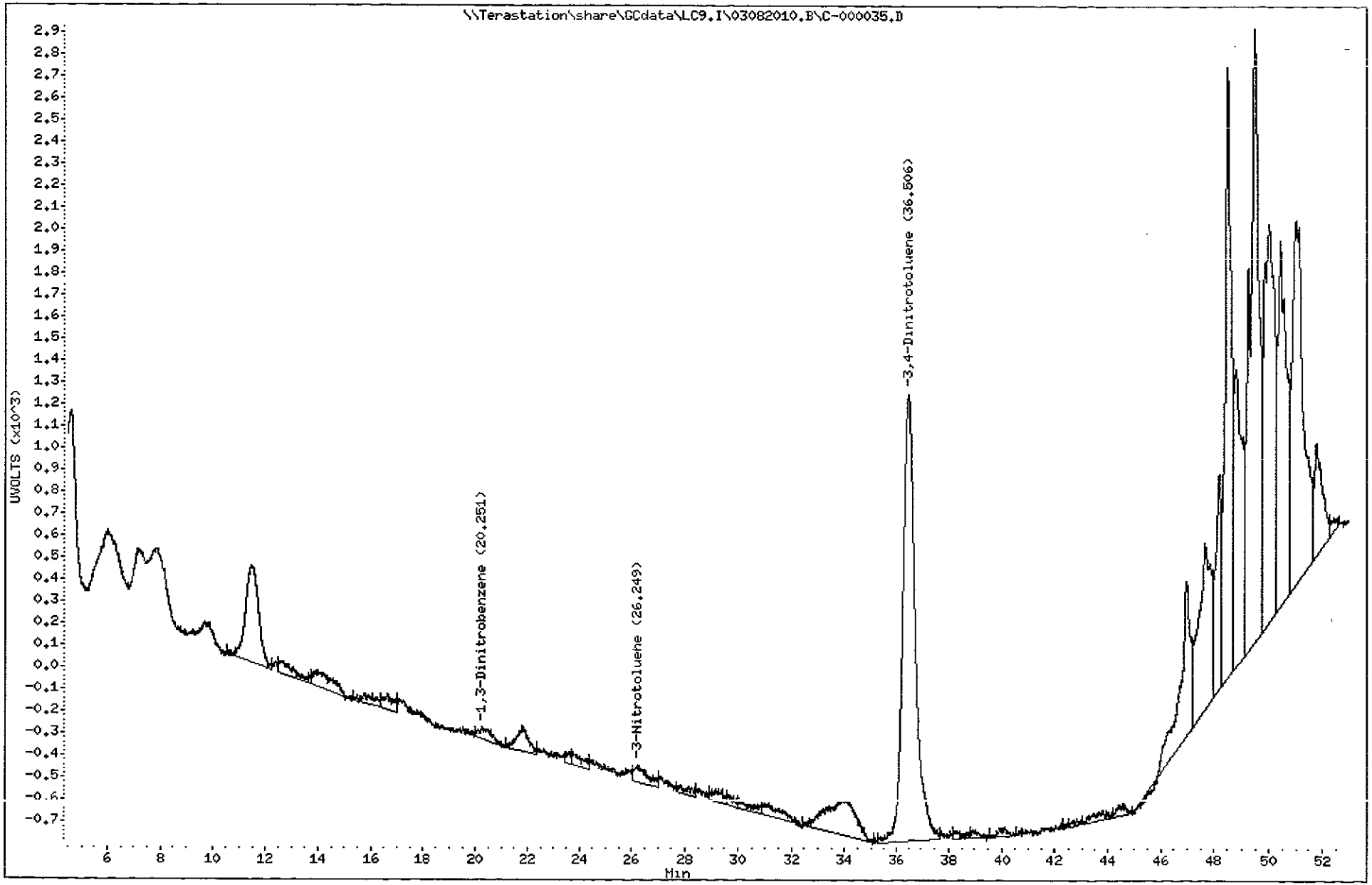

3352
North Canton

TestAmerica West Sacramento

Method 8330

Data File : \\Terastation\share\GCdata\LC9.I\03082010.B\C-000035.D\C-000035.
Lab Smp Id: LV2FG1AV 0063129 A0
Inj Date : 10-MAR-2010 03:35
Operator : NS Inst ID: LC9.i
Smp Info : LV2FG1AV 0063129 A0B240490-15;0
Misc Info : ;;;10.23;80;2;SOLIDBQSM.sub;;0;1;
Comment : SOP WS-LC-0009
Method : \\Terastation\share\GCdata\LC9.I\03082010.B\8330METCNAB.M\8330CN
Meth Date : 10-Mar-2010 02:24 tap Quant Type: AREA%
Cal Date : 04-MAR-2010 03:18 Cal File: C-000011.d
Als bottle: 39
Dil Factor: 1.00000
Integrator: HP Genie Compound Sublist: SOLIDBQSM.sub
Target Version: 4.14
Processing Host: SACP307WW

Concentration Formula: Amt * DF * Uf*Vt / Ws * CpndVariable

Name	Value	Description
DF	1.000	Dilution Factor
Uf	1.000	Unit Correction Factor
Vt	80.000	Volume of final extract (mL)(1000 low, 2
Ws	10.230	Weight of sample extracted (g)
Cpnd Variable		Local Compound Variable

RT	AREA	HEIGHT	HT/AREA	% HEIGHT	COMPOUNDS
49.241	131556	6890	0.052	45.75	
49.490	182378	3013	0.017	20.00	
49.874	150488	3023	0.020	20.07	23 PETN
50.410	80173	2136	0.027	14.18	
	544596	15062		100.000	

Total unknown % height = 79.93

Data File: \\Terastation\share\GCdata\LC9.I\03082010.B\C-000035.D\C-000035.D
Date : 10-MAR-2010 03:35
Client ID:
Sample Info: LV2FG1AV 0063129 A0B240490-15;0
Volume Injected (uL): 500.0
Column phase: Agilent ZorbaxCyano

Instrument: LC9.i
Operator: NS
Column diameter: 4.60

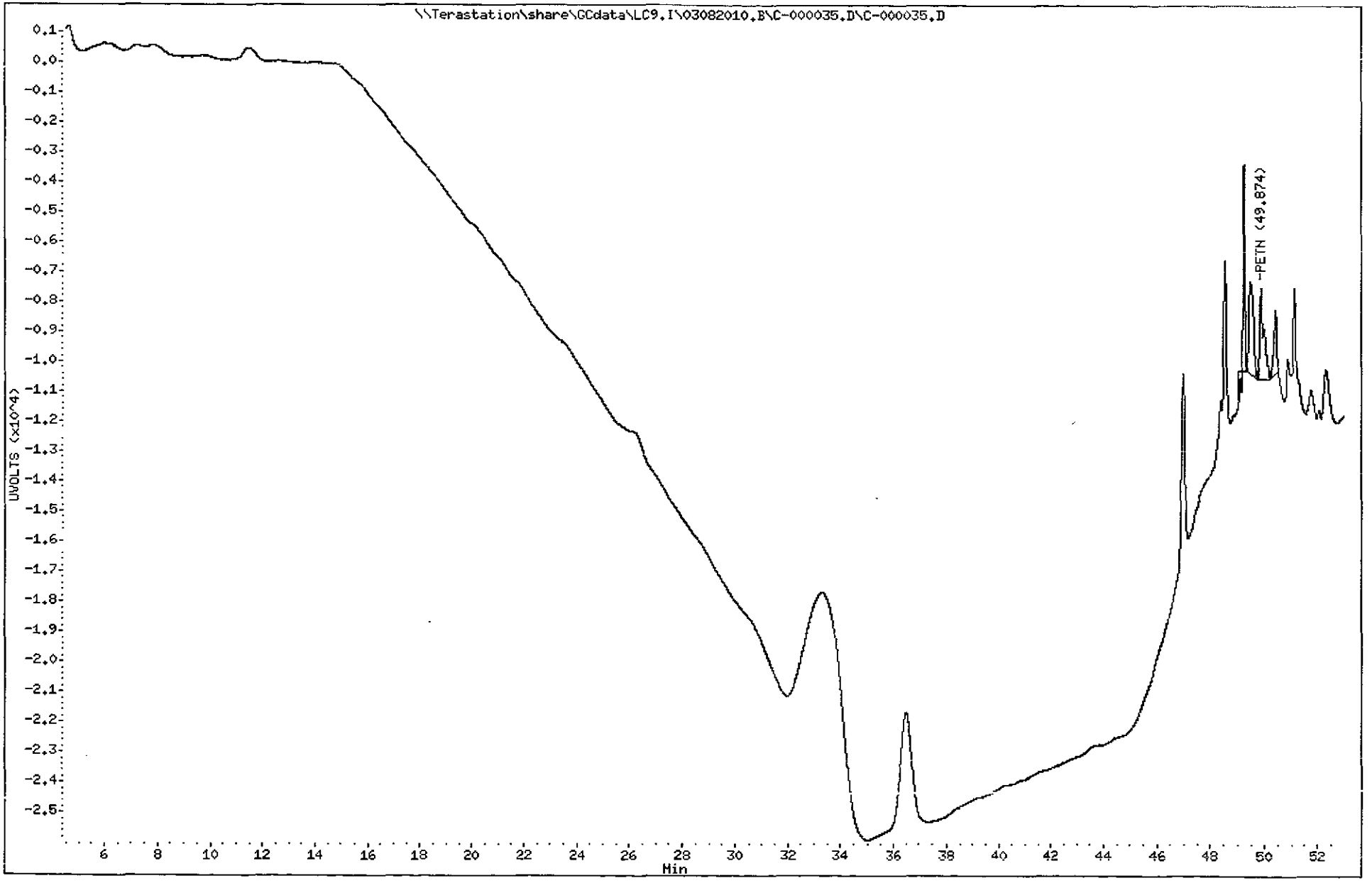

3354
North Canton

TestAmerica West Sacramento

C-000037.D

Chromatography Summary

Injection Date: 3/10/2010 5:46 **Operator:** NS

DataFile: LC9.R\03082010.B\C-000037 D **Vial Num:** 41

Instrument ID: LC9

Method 8330 Target Analyte Results

Sample : **LV2FK1AV 0063129 A0B240490-17**

Method File: LC9.R\03082010 B\8330METCNAB.M

Start Cal Date: 3/3/2010 19:39 **End Cal Date:** 3/4/2010 3:18

Dilution Factor	Extract Volume	Sample Volume	Sample Weight
1X	80 mL	0 mL	9.99 g

Matrix: SOIL **SubList:** SOLIDBQSM.sub **SpikeList:**

Samp. Info: LV2FK1AV 0063129 A0B240490-17;0

Misc. Info: ;;;9.99;80;2;SOLIDBQSM.sub;;0;1;

	Zorbax Cyano(250nm)					Zorbax Cyano(250nm-205nm)							
Compound Name	**RT**	**Diff**	**Response**	**Conc (ug/Kg)**	**Flag**	**RT**	**Diff**	**Response**	**Conc (ug/Kg)**	**Flag**	**MDL**	**RL**	**Flag**
3,4-Dinitrotoluene	**36.52**	**0.048**	**1995**	**513.4000<**							**0.0000**	**0.00**	**45**
HMX											12.1121	250.50	
RDX											12.0120	250.50	
Picric ACID											100.1001	1002.00	
1,3,5-Trinitrobenzene											10.0100	250 50	
1,3-Dinitrobenzene	20 40	0.034	49	4.9230<	not cont.						4.2042	250.50	45
TETRYL											10 0100	250.50	
Nitrobenzene											17 6176	250.50	
2,4,6-Trinitrotoluene											19 4194	250.50	
4-AM-2,6-DNT											10.0100	250.50	
2-AM-4,6-DNT											12.5125	300.60	
2,6-Dinitrotoluene											7.3073	250.50	
2,4-Dinitrotoluene	29.32	-0.040	48	6.3610<	not cont.						5.3053	250.50	45
2-Nitrotoluene											13.0130	250 50	
4-Nitrotoluene											18.2182	501.00	
3-Nitrotoluene	26.28	0 014	55	17.1300<	not cont.						15.5155	250.50	45
Nitroglycerin											15.0150	501 00	
PETN						49.89	-0.050	2653	96.8300<	not cont.	25.0250	501.00	45
3,5-Dinitroaniline											8.8088	1302.60	

M 3/10/10

Surrogates:	**Spiked**	**Recovered**	**%Rec**		**Spiked**	**Recovered**	**%Rec**	**Limits**
3,4-Dinitrotoluene	**500.5005**	**513.4000**	**103**		**500.5005**		**0**	**(81-127)**

Notes:

M = Manually Integrated — Signals Differ by More Than 40%

D = Operator Disabled Result — Signals Differ by More Than 50%

O = Over Calibration Range

Printed: 3/10/2010 11:42 AM

TestAmerica West Sacramento

Method 8330

Data file : \\Terastation\share\GCdata\LC9.I\03082010.B\C-000037.D
Lab Smp Id: LV2FK1AV 0063129 A0
Inj Date : 10-MAR-2010 05:46
Operator : NS Inst ID: LC9.i
Smp Info : LV2FK1AV 0063129 A0B240490-17;0
Misc Info : ;;;9.99;80;2;SOLIDBQSM.sub;;0;1;
Comment : SOP WS-LC-0009
Method : \\Terastation\share\GCdata\LC9.I\03082010.B\8330METCNAB.m
Meth Date : 10-Mar-2010 02:24 tap Quant Type: AREA%
Cal Date : 04-MAR-2010 03:18 Cal File: C-000011.d
Als bottle: 41
Dil Factor: 1.00000
Integrator: HP Genie Compound Sublist: SOLIDBQSM.sub
Target Version: 4.14
Processing Host: SACP307WW

Concentration Formula: Amt * DF * Uf*Vt / Ws * CpndVariable

Name	Value	Description
DF	1.000	Dilution Factor
Uf	1.000	Unit Correction Factor
Vt	80.000	Volume of final extract (mL)(1000 low, 2
Ws	9.990	Weight of sample extracted (g)
Cpnd Variable		Local Compound Variable

RT	AREA	HEIGHT	HT/AREA	% HEIGHT		COMPOUNDS
11.459	72005	398	0.006	1.28		
12.558	7261	48	0.007	0.15		
13.590	2708	44	0.016	0.14		
13.999	24835	87	0.004	0.28		
15.340	10528	37	0.004	0.11		
16.277	2772	63	0.023	0.20		
17.116	15187	75	0.005	0.24		
20.395	6363	49	0.008	0.15	10	1,3-Dinitrobenzene
21.751	6687	65	0.010	0.20		
21.911	5262	63	0.012	0.20		
23.777	20507	70	0.003	0.22		
24.770	7195	41	0.006	0.13		
26.281	8227	55	0.007	0.17	22	3-Nitrotoluene
27.008	8420	44	0.005	0.14		
29.321	10581	48	0.005	0.15	19	2,4-Dinitrotoluene
30.145	4504	28	0.006	0.09		
33.783	67502	152	0.002	0.48		
36.515	351116	1995	0.006	6.42	$ 1	3,4-Dinitrotoluene
38.687	26518	177	0.007	0.56		
39.981	29450	206	0.007	0.66		
41.674	4761	38	0.008	0.12		
43.382	10116	60	0.006	0.19		
43.863	4167	58	0.014	0.18		
44.410	8879	57	0.006	0.18		

RT	AREA	HEIGHT	HT/AREA	% HEIGHT	COMPOUNDS
47.045	108209	688	0.006	2.21	
47.349	104374	743	0.007	2.39	
47.737	68644	847	0.012	2.72	
47.901	30580	780	0.026	2.51	
48.242	87716	1137	0.013	3.65	
48.533	233596	2866	0.012	9.22	
48.980	176253	2218	0.013	7.13	
49.247	102393	2247	0.022	7.23	
49.509	274377	3092	0.011	9.95	
49.955	193498	1909	0.010	6.14	
50.268	228964	5234	0.023	17.01	
50.449	228133	3864	0.017	12.43	
51.031	178916	1167	0.007	3.75	
51.792	37159	292	0.008	0.93	
52.763	3499	28	0.008	0.09	
	2771861	31070		100.000	

Total unknown % height = 93.11

Data File: \\Terastation\share\GCdata\LC9.I\03082010.B\C-000037.D
Date : 10-MAR-2010 05:46
Client ID:
Sample Info: LV2FK1AV 0063129 A0B240490-17;0
Volume Injected (uL): 500.0
Column phase: Agilent ZorbaxCyano

Instrument: LC9.i
Operator: NS
Column diameter: 4.60

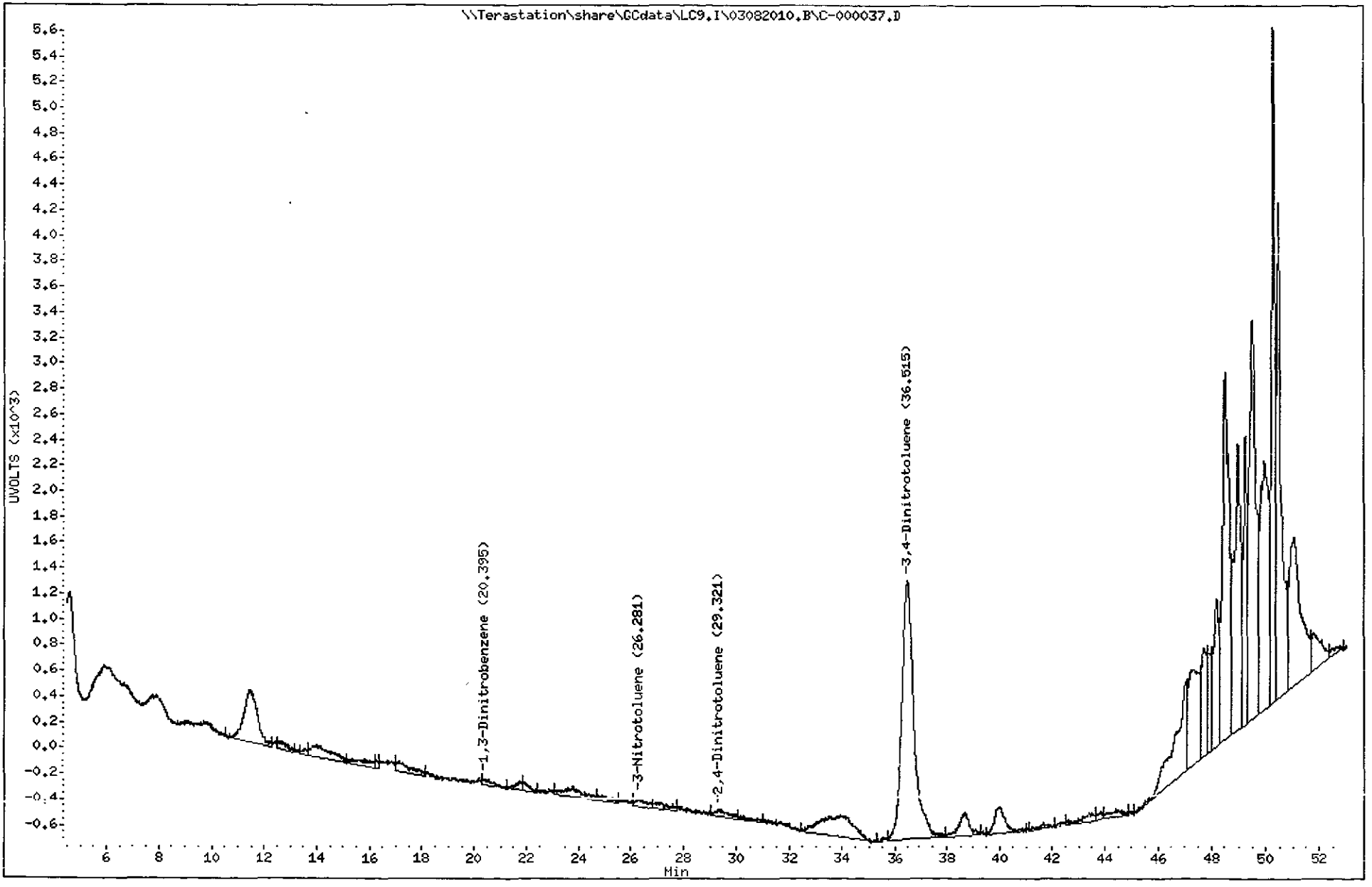

3358
North Canton

TestAmerica West Sacramento

Method 8330

Data file : \\Terastation\share\GCdata\LC9.I\03082010.B\C-000037.D\C-000037.
Lab Smp Id: LV2FK1AV 0063129 A0
Inj Date : 10-MAR-2010 05:46
Operator : NS Inst ID: LC9.i
Smp Info : LV2FK1AV 0063129 A0B240490-17;0
Misc Info : ;;;9.99;80;2;SOLIDBQSM.sub;;0;1;
Comment : SOP WS-LC-0009
Method : \\Terastation\share\GCdata\LC9.I\03082010.B\8330METCNAB.M\8330CN
Meth Date : 10-Mar-2010 02:24 tap Quant Type: AREA%
Cal Date : 04-MAR-2010 03:18 Cal File: C-000011.d
Als bottle: 41
Dil Factor: 1.00000
Integrator: HP Genie Compound Sublist: SOLIDBQSM.sub
Target Version: 4.14
Processing Host: SACP307WW

Concentration Formula: Amt * DF * Uf*Vt / Ws * CpndVariable

Name	Value	Description
DF	1.000	Dilution Factor
Uf	1.000	Unit Correction Factor
Vt	80.000	Volume of final extract (mL)(1000 low, 2
Ws	9.990	Weight of sample extracted (g)
Cpnd Variable		Local Compound Variable

RT	AREA	HEIGHT	HT/AREA	% HEIGHT	COMPOUNDS
49.360	121849	3674	0.030	20.42	
49.554	234890	3990	0.017	22.18	
49.891	101144	2653	0.026	14.74	23 PETN
50.328	450122	7672	0.017	42.66	
	908006	17989		100.000	

Total unknown % height = 85.26

Data File: \\Terastation\share\GCdata\LC9.I\03082010.B\C-000037.D\C-000037.D
Date : 10-MAR-2010 05:46
Client ID:
Sample Info: LV2FK1AV 0063129 A0B240490-17;0
Volume Injected (uL): 500.0
Column phase: Agilent ZorbaxCyano

Instrument: LC9.i
Operator: NS
Column diameter: 4.60

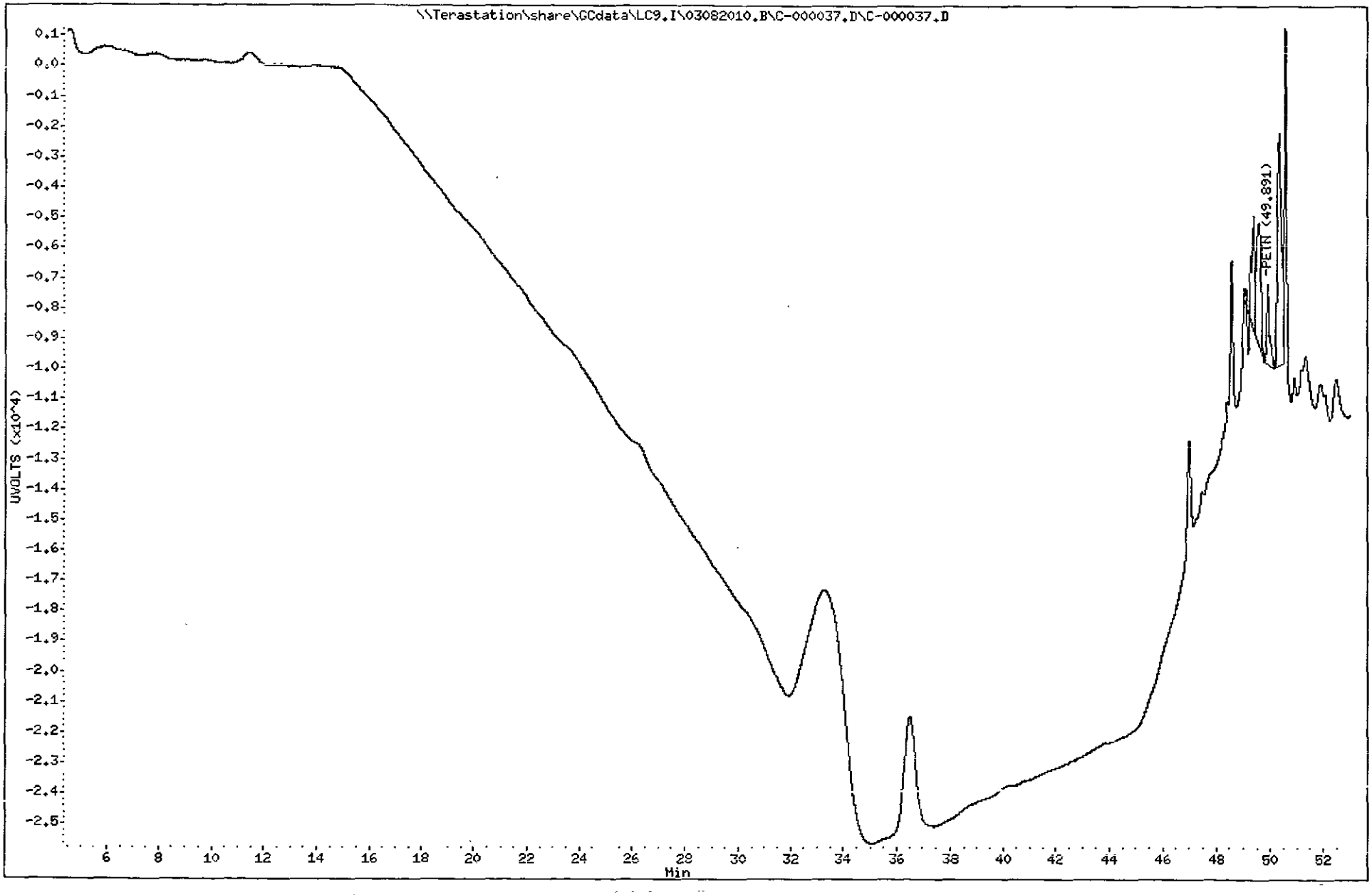

3360

North Canton

TestAmerica West Sacramento

C-000038.D

Chromatography Summary

Injection Date: 3/10/2010 6.51 **Operator:** NS

DataFile: LC9.I\03082010.B\C-000038.D **Vial Num:** 42

Instrument ID: LC9

Method 8330 Target Analyte Results

Sample : **LV2FM1A3 0063129 A0B240490-18**

Method File: LC9 I\03082010.B\8330METCNAB M

Start Cal Date: 3/3/2010 19.39 **End Cal Date:** 3/4/2010 3.18

Dilution Factor	Extract Volume	Sample Volume	Sample Weight
1X	80 mL	0 mL	9.79 g

Matrix: SOIL **SubList:** SOLIDBQSM.sub **SpikeList:**

Samp. Info: LV2FM1A3 0063129 A0B240490-18,0

Misc. Info: ;;;9.79 80;2;SOLIDBQSM sub,,0;1;

	Zorbax Cyano(250nm)					Zorbax Cyano(250nm-205nm)							
Compound Name	**RT**	**Diff**	**Response**	**Conc (ug/Kg)**	**Flag**	**RT**	**Diff**	**Response**	**Conc (ug/Kg)**	**Flag**	**MDL**	**RL**	**Flag**
3,4-Dinitrotoluene	**36.54**	**0.072**	**2002**	**525.7000<**							**0.0000**	**0.00**	**45**
HMX											12.3596	260.84	
RDX	27.75	-0.187	68	16.0000<							12.2574	260.84	45
Picric ACID											102.1450	1043.36	
1,3,5-Trinitrobenzene											10.2145	260.84	
1,3-Dinitrobenzene											4.2901	260.84	
TETRYL											10.2145	260.84	
Nitrobenzene											17.9775	260 84	
2,4,6-Trinitrotoluene											19.8161	260.84	
4-AM-2,6-DNT											10.2145	260.84	
2-AM-4,6-DNT											12.7681	313.01	
2,6-Dinitrotoluene											7.4566	260.84	
2,4-Dinitrotoluene											5.4137	260.84	
2-Nitrotoluene	25.53	-0.084	96	44.2000							13.2789	260.84	45
4-Nitrotoluene											18.5904	521.68	
3-Nitrotoluene											15.8325	260 84	
Nitroglycerin											15.3218	521.68	
PETN						49.89	-0.048	2679	99.2000<		25.5363	521 68	45
3,5-Dinitroaniline											8.9888	1356 37	

Surrogates:	**Spiked**	**Recovered**	**%Rec**	**Spiked**	**Recovered**	**%Rec**	**Limits**
3,4-Dinitrotoluene	**510.7252**	**525.7000**	**103**	**510.7252**		**0**	**(81-127)**

Notes:
M = Manually Integrated
D = Operator Disabled Result
O = Over Calibration Range

Signals Differ by More Than 40%
Signals Differ by More Than 50%

Printed: 3/10/2010 11:42 AM

TestAmerica West Sacramento

Method 8330

Data file : \\Terastation\share\GCdata\LC9.I\03082010.B\C-000038.D
Lab Smp Id: LV2FM1A3 0063129 A0
Inj Date : 10-MAR-2010 06:51
Operator : NS Inst ID: LC9.i
Smp Info : LV2FM1A3 0063129 A0B240490-18;0
Misc Info : ;;;9.79;80;2;SOLIDBQSM.sub;;0;1;
Comment : SOP WS-LC-0009
Method : \\Terastation\share\GCdata\LC9.I\03082010.B\8330METCNAB.m
Meth Date : 10-Mar-2010 02:24 tap Quant Type: AREA%
Cal Date : 04-MAR-2010 03:18 Cal File: C-000011.d
Als bottle: 42
Dil Factor: 1.00000
Integrator: HP Genie Compound Sublist: SOLIDBQSM.sub
Target Version: 4.14
Processing Host: SACP307WW

Concentration Formula: Amt * DF * Uf*Vt / Ws * CpndVariable

Name	Value	Description
DF	1.000	Dilution Factor
Uf	1.000	Unit Correction Factor
Vt	80.000	Volume of final extract (mL)(1000 low, 2
Ws	9.790	Weight of sample extracted (g)
Cpnd Variable		Local Compound Variable

RT	AREA	HEIGHT	HT/AREA	% HEIGHT	COMPOUNDS
11.440	41282	227	0.005	0.91	
12.516	8868	71	0.008	0.28	
12.784	8663	74	0.009	0.29	
14.090	42233	200	0.005	0.80	
15.830	2652	26	0.010	0.10	
16.513	2937	41	0.014	0.16	
16.705	14234	58	0.004	0.23	
19.292	2813	18	0.006	0.07	
20.210	3042	34	0.011	0.13	
20.919	13275	92	0.007	0.36	
21.870	11390	66	0.006	0.26	
22.916	2953	31	0.010	0.12	
23.801	9868	59	0.006	0.23	
25.528	15794	96	0.006	0.38	20 2-Nitrotoluene
26.115	3661	45	0.012	0.18	
27.063	5160	48	0.009	0.19	
27.748	9899	68	0.007	0.27	7 RDX
29.047	3265	41	0.013	0.16	
30.130	15476	82	0.005	0.32	
31.078	4091	48	0.012	0.19	
31.340	4781	42	0.009	0.16	
31.835	2589	39	0.015	0.15	
33.516	24398	123	0.005	0.49	
33.797	40121	150	0.004	0.60	

RT	AREA	HEIGHT	HT/AREA	% HEIGHT	COMPOUNDS
36.540	348985	2002	0.006	8.03	$ 1 3,4-Dinitrotoluene
38.717	5278	44	0.008	0.17	
39.018	3232	33	0.010	0.13	
40.029	51780	410	0.008	1.64	
40.916	4809	44	0.009	0.17	
41.808	5846	37	0.006	0.14	
42.758	6246	54	0.009	0.21	
43.609	5495	46	0.008	0.18	
43.832	3844	45	0.012	0.18	
44.577	9023	68	0.008	0.27	
47.040	109519	732	0.007	2.93	
47.741	160749	962	0.006	3.86	
48.255	61828	901	0.015	3.61	
48.535	340900	3600	0.011	14.44	
48.996	61431	1495	0.024	5.99	
49.527	500936	5229	0.010	21.20	
49.849	351229	2559	0.007	10.26	
50.428	249876	2388	0.010	9.58	
51.053	289350	2024	0.007	8.12	
51.782	48795	438	0.009	1.75	
52.801	7453	29	0.004	0.11	
	2920048	24919		100.000	

Total unknown % height = 91.32

Data File: \\Terastation\share\GCdata\LC9.I\03082010.B\C-000038.D
Date : 10-MAR-2010 06:51
Client ID:
Sample Info: LV2FM1A3 0063129 A0B240490-18;0
Volume Injected (uL): 500.0
Column phase: Agilent ZorbaxCyano

Instrument: LC9.i
Operator: NS
Column diameter: 4.60

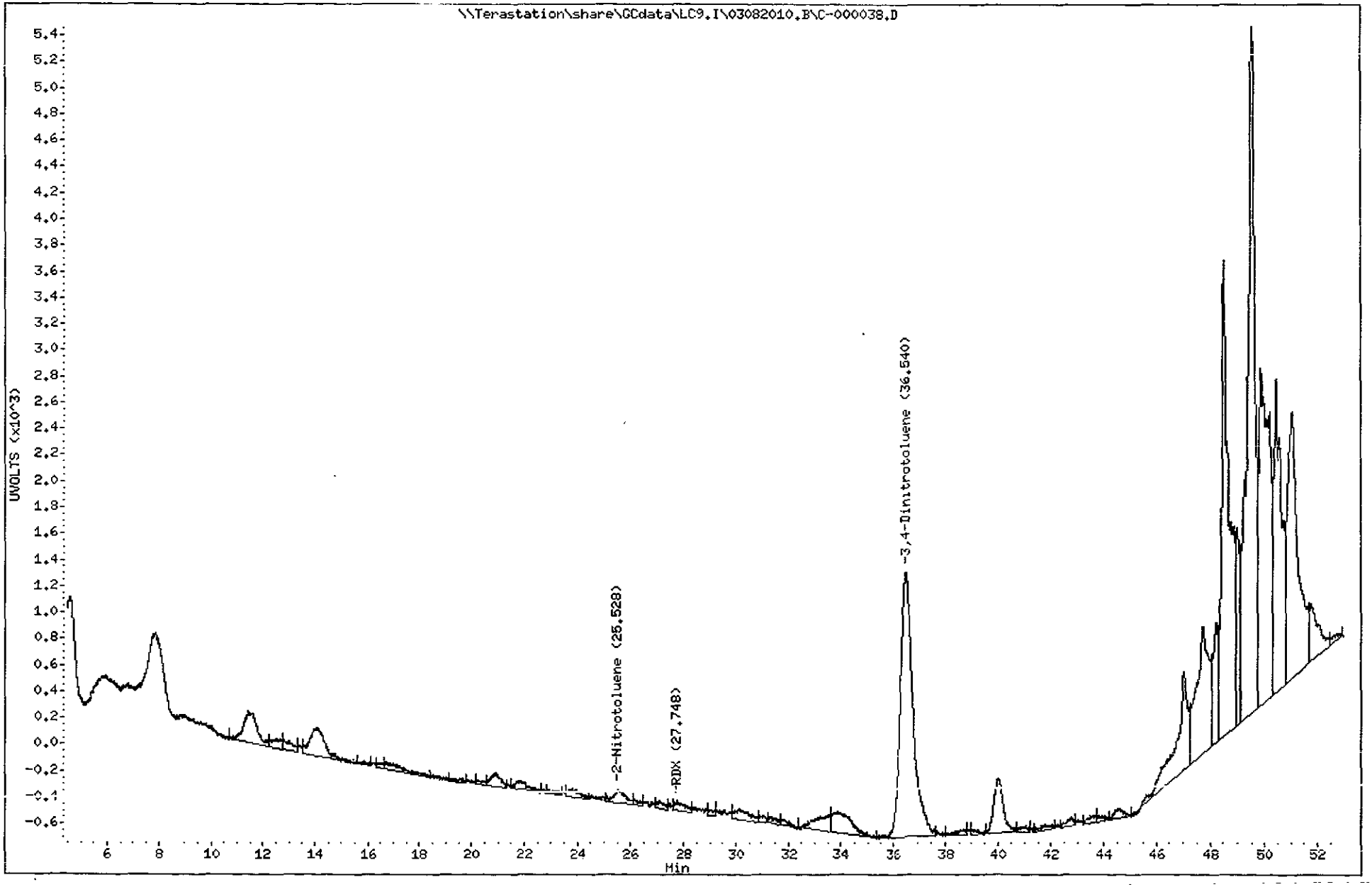

3364
North Canton

TestAmerica West Sacramento

Method 8330

Data file : \\Terastation\share\GCdata\LC9.I\03082010.B\C-000038.D\C-000038.
Lab Smp Id: LV2FM1A3 0063129 A0
Inj Date : 10-MAR-2010 06:51
Operator : NS Inst ID: LC9.i
Smp Info : LV2FM1A3 0063129 A0B240490-18;0
Misc Info : ;;;9.79;80;2;SOLIDBQSM.sub;;0;1;
Comment : SOP WS-LC-0009
Method : \\Terastation\share\GCdata\LC9.I\03082010.B\8330METCNAB.M\8330CN
Meth Date : 10-Mar-2010 02:24 tap Quant Type: AREA%
Cal Date : 04-MAR-2010 03:18 Cal File: C-000011.d
Als bottle: 42
Dil Factor: 1.00000
Integrator: HP Genie Compound Sublist: SOLIDBQSM.sub
Target Version: 4.14
Processing Host: SACP307WW

Concentration Formula: Amt * DF * Uf*Vt / Ws * CpndVariable

Name	Value	Description
DF	1.000	Dilution Factor
Uf	1.000	Unit Correction Factor
Vt	80.000	Volume of final extract (mL)(1000 low, 2
Ws	9.790	Weight of sample extracted (g)
Cpnd Variable		Local Compound Variable

RT	AREA	HEIGHT	HT/AREA	% HEIGHT	COMPOUNDS
49.116	43533	1727	0.040	10.42	
49.274	34969	1216	0.035	7.34	
49.531	488811	8948	0.018	54.04	
49.893	150622	2679	0.018	16.17	23 PETN
50.432	69883	1993	0.029	12.03	
	787818	16563		100.000	

Total unknown % height = 83.83

Data File: \\Terastation\share\GCdata\LC9.I\03082010.B\C-000038.D\C-000038.D
Date : 10-MAR-2010 06:51
Client ID:
Sample Info: LV2FM1A3 0063129 A0B240490-18:0
Volume Injected (uL): 500.0
Column phase: Agilent ZorbaxCyano

Instrument: LC9.i
Operator: NS
Column diameter: 4.60

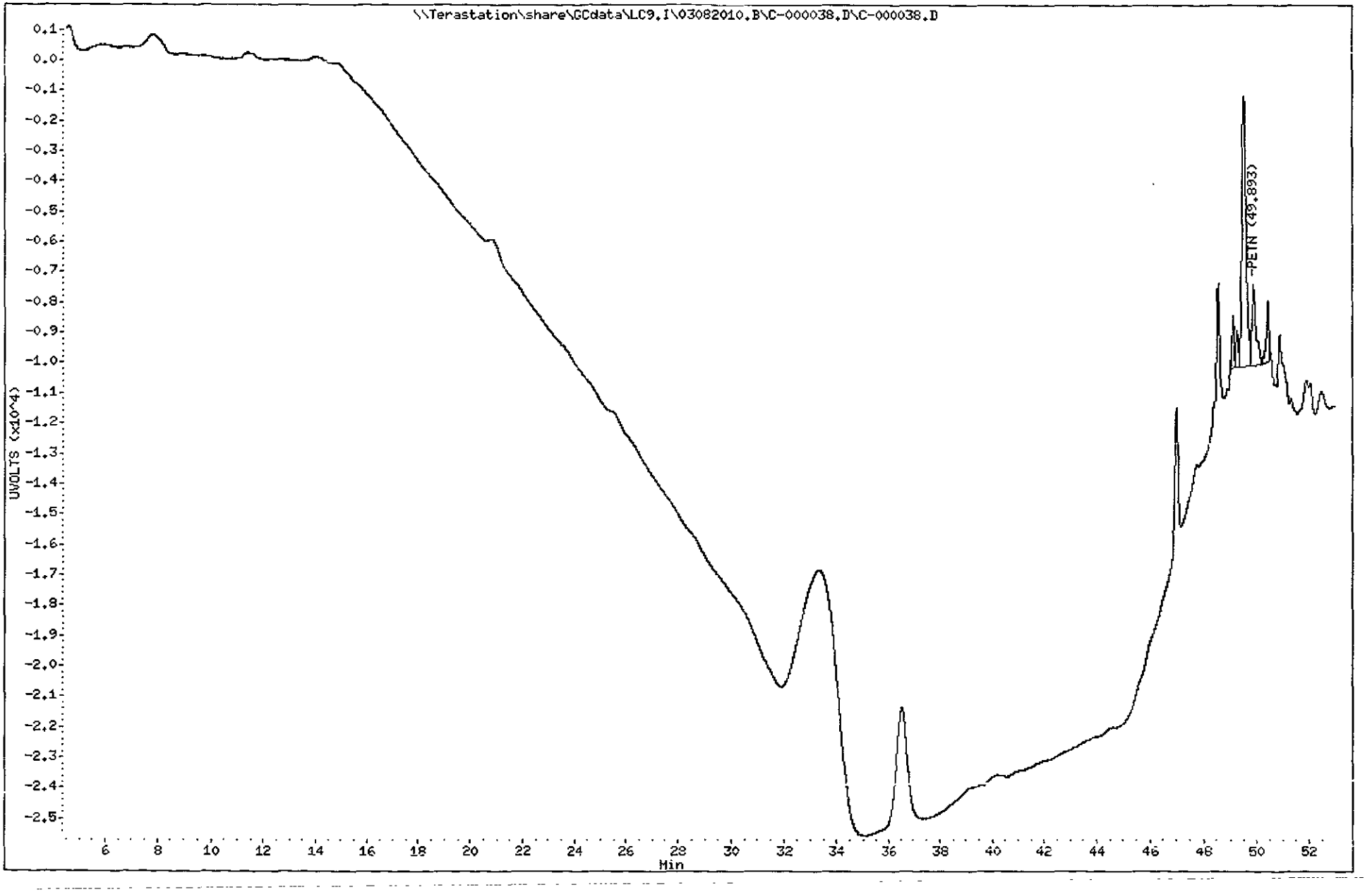

3366

North Canton

TestAmerica West Sacramento

C-000039.D

Chromatography Summary

Injection Date: 3/10/2010 7:57 **Operator:** NS

DataFile: LC9.I\03082010.B\C-000039.D **Vial Num:** 43

Instrument ID: LC9

Method 8330 Target Analyte Results

Sample : **LV2FP1A3 0063129 A0B240490-19**

Method File: LC9.I\03082010.B\8330METCNAB M

Start Cal Date: 3/3/2010 19:39 **End Cal Date:** 3/4/2010 3:18

Dilution Factor	Extract Volume	Sample Volume	Sample Weight
1X	80 mL	0 mL	10.11 g

Matrix: SOIL **SubList:** SOLIDBQSM.sub **SpikeList:**

Samp. Info: LV2FP1A3 0063129 A0B240490-19;0

Misc. Info: ;;;10.11;80;2;SOLIDBQSM.sub;,0,1;

	Zorbax Cyano(250nm)					Zorbax Cyano(250nm-205nm)							
Compound Name	RT	Diff	Response	Conc (ug/Kg)	Flag	RT	Diff	Response	Conc (ug/Kg)	Flag	MDL	RL	Flag
3,4-Dinitrotoluene	36.51	0.044	2054	522.3000<							0.0000	0.00	45
HMX											11.9683	244.59	
RDX	27.92	-0.013	65	14.8400<							11.8694	244.59	45
Picric ACID											98.9120	978.36	
1,3,5-Trinitrobenzene											9.8912	244.59	
1,3-Dinitrobenzene											4.1543	244.59	
TETRYL	46.50	-0.129	258	14.7200<							9.8912	244.59	45
Nitrobenzene											17.4085	244.59	
2,4,6-Trinitrotoluene											19.1889	244.59	
4-AM-2,6-DNT											9.8912	244.59	
2-AM-4,6-DNT											12.3640	293.51	
2,6-Dinitrotoluene	30.52	-0.157	39	8.3050<							7.2206	244.59	45
2,4-Dinitrotoluene											5.2423	244.59	
2-Nitrotoluene											12.8586	244.59	
4-Nitrotoluene											18.0020	489.18	
3-Nitrotoluene											15.3314	244.59	
Nitroglycerin						44.79	0.007	98	16.9800		14.8368	489.18	45
PETN											24.7280	489.18	
3,5-Dinitroaniline											8.7043	1271.87	

Surrogates:	Spiked	Recovered	%Rec		Spiked	Recovered	%Rec	Limits
3,4-Dinitrotoluene	494.5598	522.3000	106		494.5598		0	(81-127)

Notes:
- M = Manually Integrated
- D = Operator Disabled Result
- O = Over Calibration Range
- Signals Differ by More Than 40%
- Signals Differ by More Than 50%

Printed: 3/10/2010 11:42 AM

TestAmerica West Sacramento

Method 8330

Data file : \\Terastation\share\GCdata\LC9.I\03082010.B\C-000039.D
Lab Smp Id: LV2FP1A3 0063129 A0
Inj Date : 10-MAR-2010 07:57
Operator : NS Inst ID: LC9.i
Smp Info : LV2FP1A3 0063129 A0B240490-19;0
Misc Info : ;;;10.11;80;2;SOLIDBQSM.sub;;0;1;
Comment : SOP WS-LC-0009
Method : \\Terastation\share\GCdata\LC9.I\03082010.B\8330METCNAB.m
Meth Date : 10-Mar-2010 02:24 tap Quant Type: AREA%
Cal Date : 04-MAR-2010 03:18 Cal File: C-000011.d
Als bottle: 43
Dil Factor: 1.00000
Integrator: HP Genie Compound Sublist: SOLIDBQSM.sub
Target Version: 4.14
Processing Host: SACP307WW

Concentration Formula: Amt * DF * Uf*Vt / Ws * CpndVariable

Name	Value	Description
DF	1.000	Dilution Factor
Uf	1.000	Unit Correction Factor
Vt	80.000	Volume of final extract (mL)(1000 low, 2
Ws	10.110	Weight of sample extracted (g)
Cpnd Variable		Local Compound Variable

RT	AREA	HEIGHT	HT/AREA	% HEIGHT	COMPOUNDS
11.503	45941	259	0.006	0.60	
12.787	3165	28	0.009	0.06	
13.961	10744	95	0.009	0.22	
14.154	15689	105	0.007	0.24	
15.569	2776	32	0.012	0.07	
15.962	9158	46	0.005	0.10	
17.011	2923	59	0.020	0.13	
17.196	10939	66	0.006	0.15	
18.096	2705	35	0.013	0.08	
19.228	4781	38	0.008	0.08	
20.007	9777	34	0.003	0.07	
21.775	20855	111	0.005	0.25	
22.760	2742	18	0.007	0.04	
23.746	8717	38	0.004	0.08	
26.776	7331	47	0.006	0.10	
27.922	9674	65	0.007	0.15	7 RDX
28.740	4153	38	0.009	0.08	
30.094	4252	42	0.010	0.09	
30.522	3766	39	0.010	0.09	18 2,6-Dinitrotoluene
30.962	4615	53	0.011	0.12	
31.219	5158	60	0.012	0.13	
31.649	5841	39	0.007	0.09	
33.305	16336	108	0.007	0.25	
33.503	11605	129	0.011	0.29	

TestAmerica West Sacramento

Method 8330

Data file : \\Terastation\share\GCdata\LC9.I\03082010.B\C-000039.D\C-000039.
Lab Smp Id: LV2FP1A3 0063129 A0
Inj Date : 10-MAR-2010 07:57
Operator : NS Inst ID: LC9.i
Smp Info : LV2FP1A3 0063129 A0B240490-19;0
Misc Info : ;;;10.11;80;2;SOLIDBQSM.sub;;0;1;
Comment : SOP WS-LC-0009
Method : \\Terastation\share\GCdata\LC9.I\03082010.B\8330METCNAB.M\8330CN
Meth Date : 10-Mar-2010 02:24 tap Quant Type: AREA%
Cal Date : 04-MAR-2010 03:18 Cal File: C-000011.d
Als bottle: 43
Dil Factor: 1.00000
Integrator: HP Genie Compound Sublist: SOLIDBQSM.sub
Target Version: 4.14
Processing Host: SACP307WW

Concentration Formula: Amt * DF * Uf*Vt / Ws * CpndVariable

Name	Value	Description
DF	1.000	Dilution Factor
Uf	1.000	Unit Correction Factor
Vt	80.000	Volume of final extract (mL)(1000 low, 2
Ws	10.110	Weight of sample extracted (g)
Cpnd Variable		Local Compound Variable

RT	AREA	HEIGHT	HT/AREA	% HEIGHT	COMPOUNDS
44.786	10923	98	0.009	0.27	14 Nitroglycerin
49.101	42930	1683	0.039	4.72	
49.520	1906859	31802	0.017	89.28	
50.419	101864	2044	0.020	5.73	
	2062576	35627		100.000	

Total unknown % height = 99.73

RT	AREA	HEIGHT	HT/AREA	% HEIGHT	COMPOUNDS
33.941	36256	162	0.004	0.37	
36.512	408546	2054	0.005	4.77	$ 1 3,4-Dinitrotoluene
38.647	17001	131	0.008	0.30	
39.072	4988	48	0.010	0.11	
39.973	66769	519	0.008	1.20	
40.725	2554	40	0.016	0.09	
40.938	3294	50	0.015	0.11	
41.626	15389	126	0.008	0.29	
42.677	12605	89	0.007	0.20	
43.465	5973	56	0.009	0.13	
44.469	18260	130	0.007	0.30	
45.556	8163	84	0.010	0.19	
46.504	36481	258	0.007	0.59	12 TETRYL
47.013	79110	734	0.009	1.70	
47.736	172511	1114	0.006	2.59	
48.227	79800	1170	0.015	2.72	
48.506	609941	8683	0.014	20.18	
49.518	960523	13860	0.014	32.45	
49.835	286936	3140	0.011	7.30	
50.157	132747	2804	0.021	6.51	
50.416	306026	3262	0.011	7.58	
51.050	332309	2445	0.007	5.68	
51.774	44176	466	0.011	1.08	
	3864001	43009		100.000	

Total unknown % height = 94.40

Data File: \\Terastation\share\GCdata\LC9.I\03082010.B\C-000039.D
Date : 10-MAR-2010 07:57
Client ID:
Sample Info: LV2FP1A3 0063129 A0B240490-19:0
Volume Injected (uL): 500.0
Column phase: Agilent ZorbaxCyano

Instrument: LC9.i
Operator: NS
Column diameter: 4.60

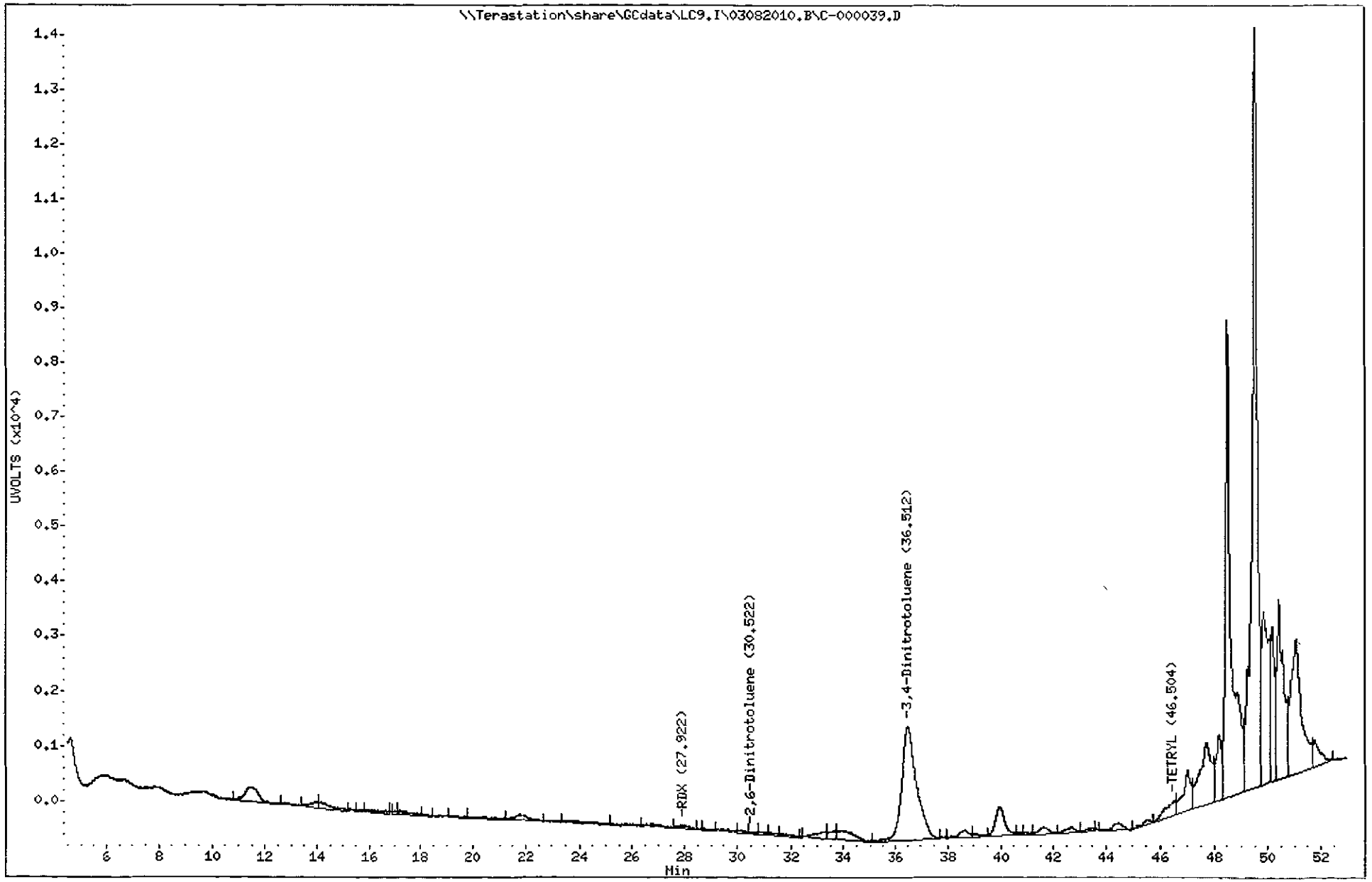

3371
North Canton

Data File: \\Terastation\share\GCdata\LC9.I\03082010.B\C-000039.D\C-000039.D
Date : 10-MAR-2010 07:57
Client ID:
Sample Info: LV2FP1A3 0063129 A0B240490-19:0
Volume Injected (uL): 500.0
Column phase: Agilent ZorbaxCyano

Instrument: LC9.1
Operator: NS
Column diameter: 4.60

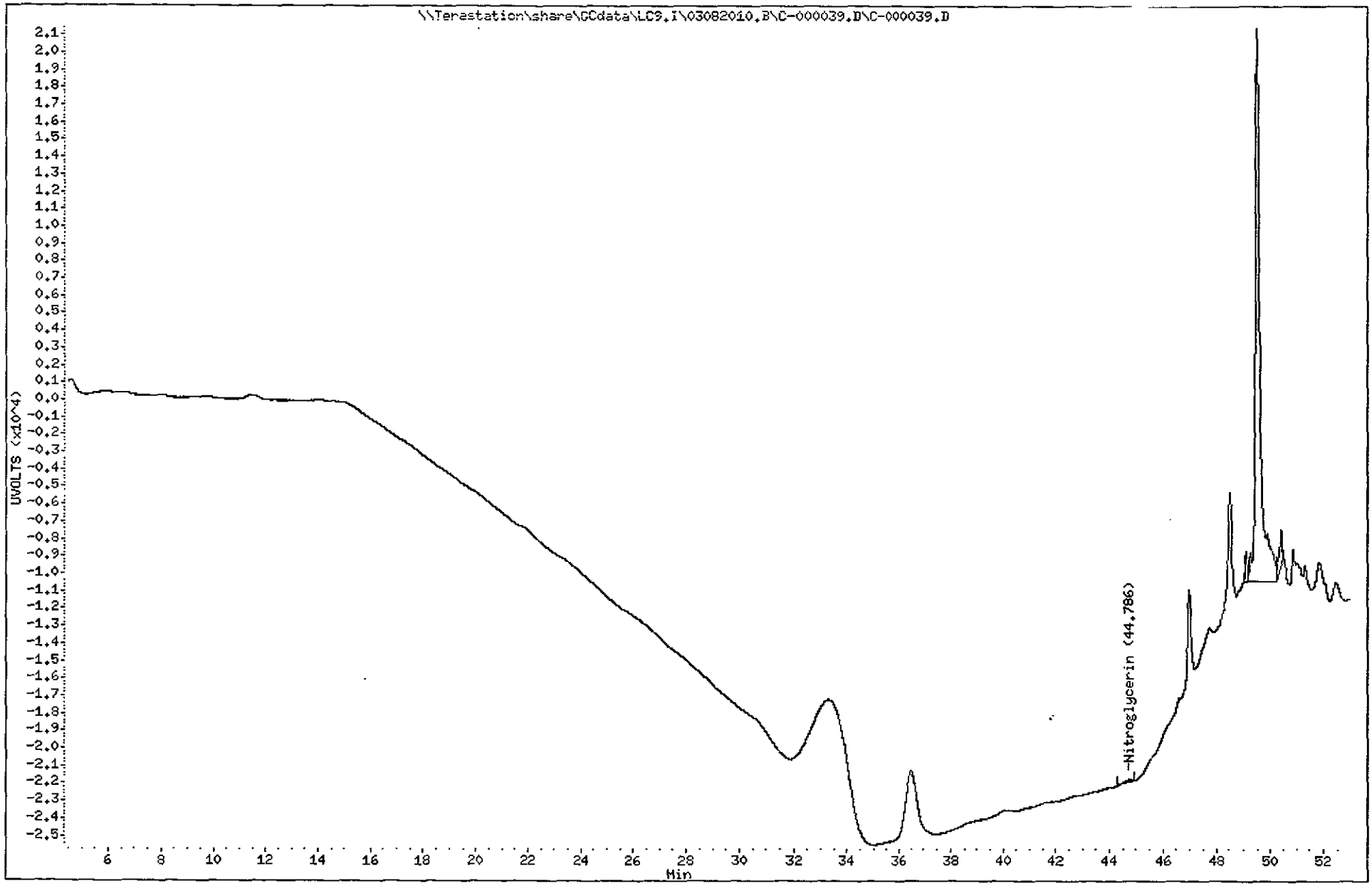

3372

North Canton

TestAmerica West Sacramento

C-000040.D

Chromatography Summary

Injection Date: 3/10/2010 9.03 **Operator:** NS

DataFile: LC9.I\03082010.B\C-000040.D **Vial Num:** 44

Instrument ID: LC9

Method 8330 Target Analyte Results

Sample : **LV2FQ1DL 0063129 A0B240490-20**

Method File: LC9 I\03082010 B\8330METCNAB.M

Start Cal Date: 3/3/2010 19:39 **End Cal Date:** 3/4/2010 3:18

Dilution Factor	Extract Volume	Sample Volume	Sample Weight
1X	80 mL	0 mL	9.82 g

Matrix: SOIL **SubList:** SOLIDBQSM sub **SpikeList:**

Samp. Info: LV2FQ1DL 0063129 A0B240490-20.0

Misc. Info: ;;;9.82,80;2;SOLIDBQSM.sub;;0;1;

	Zorbax Cyano(250nm)					Zorbax Cyano(250nm-205nm)							
Compound Name	**RT**	**Diff**	**Response**	**Conc (ug/Kg)**	**Flag**	**RT**	**Diff**	**Response**	**Conc (ug/Kg)**	**Flag**	**MDL**	**RL**	**Flag**
3,4-Dinitrotoluene	**36.50**	**0.033**	**2094**	**548.2000<**							**0.0000**	**0.00**	**45**
HMX											12.3218	259.25	
RDX	28 10	0.168	140	32.9400<							12 2200	259.25	45
Picric ACID		RT 588		ND							101.8330	1037.00	
1,3,5-Trinitrobenzene											10.1833	259.25	
1,3-Dinitrobenzene											4 2770	259.25	
TETRYL											10.1833	259 25	
Nitrobenzene											17.9226	259.25	
2,4,6-Trinitrotoluene											19.7556	259.25	
4-AM-2,6-DNT											10.1833	259.25	
2-AM-4,6-DNT											12.7291	311.10	
2,6-Dinitrotoluene	30.53	-0.151	56	12.2800<							7.4338	259.25	45
2,4-Dinitrotoluene		RT 588		ND							5.3971	259.25	
2-Nitrotoluene											13 2383	259.25	
4-Nitrotoluene											18.5336	518.50	
3-Nitrotoluene	26.15	-0.119	86	27.3200 not conf.							15.7841	259.25	45
Nitroglycerin											15.2749	518.50	
PETN											25.4582	518.50	
3,5-Dinitroaniline	27.13	-0.009	88	13 0800 NA							8.9613	1348.09	45

Surrogates:	**Spiked**	**Recovered**	**%Rec**	**Spiked**	**Recovered**	**%Rec**	**Limits**
3,4-Dinitrotoluene	**509.1650**	**548.2000**	**108**	**509.1650**		**0**	**(81-127)**

Notes:
M = Manually Integrated
D = Operator Disabled Result
O = Over Calibration Range

Signals Differ by More Than 40%
Signals Differ by More Than 50%

Printed: 3/10/2010 11:42 AM

TestAmerica West Sacramento

Method 8330

Data file : \\Terastation\share\GCdata\LC9.I\03082010.B\C-000040.D
Lab Smp Id: LV2FQ1DL 0063129 A0
Inj Date : 10-MAR-2010 09:03
Operator : NS Inst ID: LC9.i
Smp Info : LV2FQ1DL 0063129 A0B240490-20;0
Misc Info : ;;;9.82;80;2;SOLIDBQSM.sub;;0;1;
Comment : SOP WS-LC-0009
Method : \\Terastation\share\GCdata\LC9.I\03082010.B\8330METCNAB.m
Meth Date : 10-Mar-2010 02:24 tap Quant Type: AREA%
Cal Date : 04-MAR-2010 03:18 Cal File: C-000011.d
Als bottle: 44
Dil Factor: 1.00000
Integrator: HP Genie Compound Sublist: SOLIDBQSM.sub
Target Version: 4.14
Processing Host: SACP307WW

Concentration Formula: Amt * DF * Uf*Vt / Ws * CpndVariable

Name	Value	Description
DF	1.000	Dilution Factor
Uf	1.000	Unit Correction Factor
Vt	80.000	Volume of final extract (mL)(1000 low, 2
Ws	9.820	Weight of sample extracted (g)
Cpnd Variable		Local Compound Variable

RT	AREA	HEIGHT	HT/AREA	% HEIGHT			COMPOUNDS
11.483	62093	353	0.006	0.40			
13.547	55210	209	0.004	0.23			
14.840	5805	49	0.008	0.05			
15.525	13439	44	0.003	0.05			
17.637	52065	272	0.005	0.31			
19.641	8191	49	0.006	0.05			
21.797	19124	99	0.005	0.11			
23.587	31635	85	0.003	0.09			
25.102	24893	121	0.005	0.13			
26.148	14437	86	0.006	0.09		22	3-Nitrotoluene
26.899	4229	70	0.017	0.08			
27.134	13418	88	0.007	0.10		11	3,5-Dinitroaniline
28.103	28921	140	0.005	0.16		7	RDX
28.991	39328	119	0.003	0.13			
30.528	5966	56	0.009	0.06		18	2,6-Dinitrotoluene
31.331	21089	113	0.005	0.12			
33.689	70366	170	0.002	0.19			
36.501	358286	2094	0.006	2.39	$	1	3,4-Dinitrotoluene
37.108	173211	1138	0.007	1.30			
39.041	107410	347	0.003	0.39			
40.068	61882	255	0.004	0.29			
41.730	107211	302	0.003	0.34			
42.699	82630	365	0.004	0.41			
43.351	55500	406	0.007	0.46			

RT	AREA	HEIGHT	HT/AREA	% HEIGHT	COMPOUNDS
44.112	155774	476	0.003	0.54	
47.470	1317320	3435	0.003	3.93	
48.515	1551622	7318	0.005	8.38	
49.523	3471052	52455	0.015	60.25	
50.165	1388689	8784	0.006	10.06	
51.011	658420	4088	0.006	4.68	
51.809	794399	3048	0.004	3.49	
52.734	107726	651	0.006	0.74	
	10861338	87285		100.000	

Total unknown % height = 97.20

Data File: \\Terastation\share\GCdata\LC9.I\03082010.B\C-000040.D
Date : 10-MAR-2010 09:03
Client ID:
Sample Info: LV2FQ1DL 0063129 A0B240490-20:0
Volume Injected (uL): 500.0
Column phase: Agilent ZorbaxCyano

Instrument: LC9.i
Operator: NS
Column diameter: 4.60

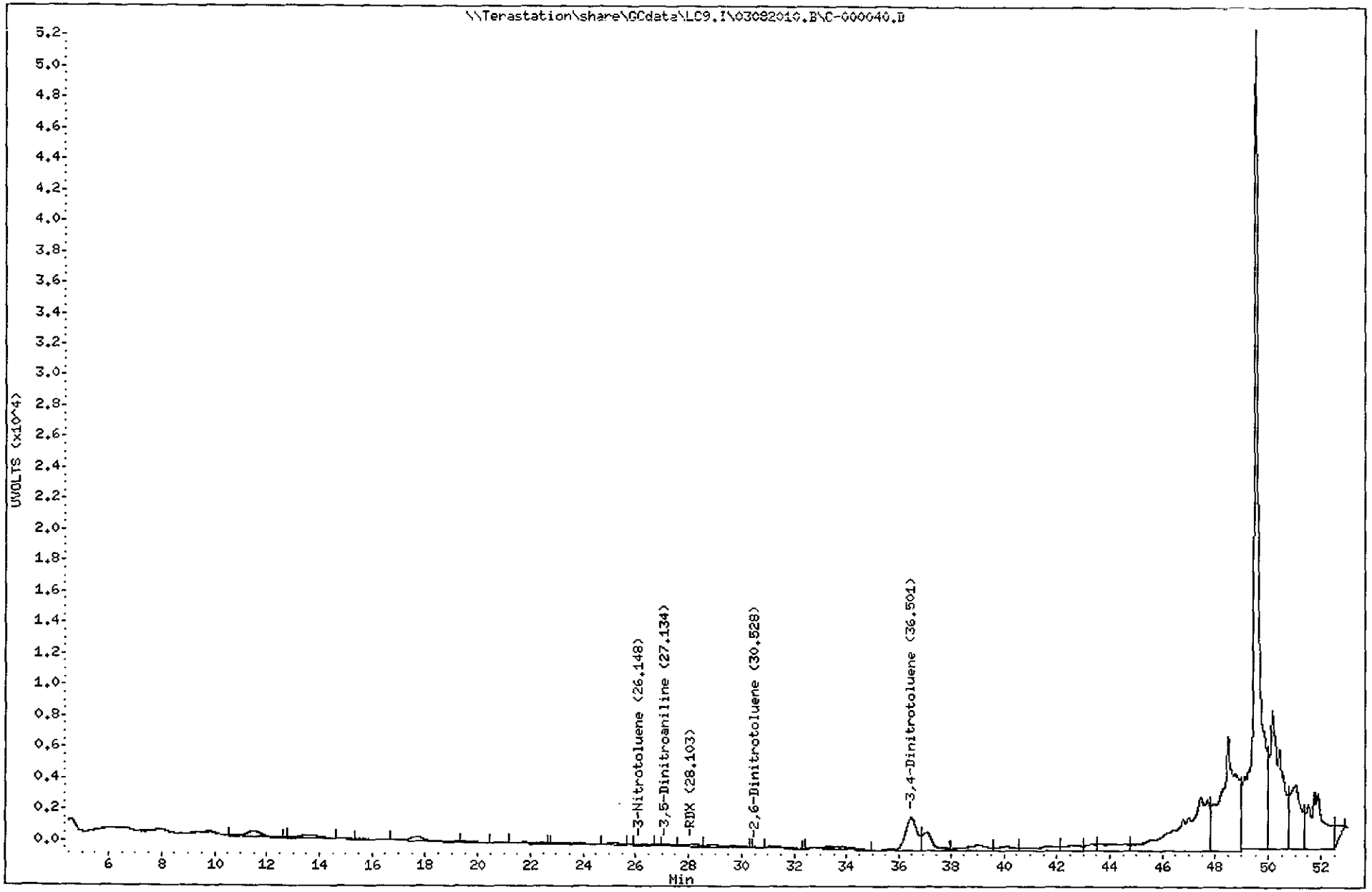

3376
North Canton

TestAmerica West Sacramento

Method 8330

Data file : \\Terastation\share\GCdata\LC9.I\03082010.B\C-000040.D\C-000040.
Lab Smp Id: LV2FQ1DL 0063129 A0
Inj Date : 10-MAR-2010 09:03
Operator : NS Inst ID: LC9.i
Smp Info : LV2FQ1DL 0063129 A0B240490-20;0
Misc Info : ;;;9.82;80;2;SOLIDBQSM.sub;;0;1;
Comment : SOP WS-LC-0009
Method : \\Terastation\share\GCdata\LC9.I\03082010.B\8330METCNAB.M\8330CN
Meth Date : 10-Mar-2010 02:24 tap Quant Type: AREA%
Cal Date : 04-MAR-2010 03:18 Cal File: C-000011.d
Als bottle: 44
Dil Factor: 1.00000
Integrator: HP Genie Compound Sublist: SOLIDBQSM.sub
Target Version: 4.14
Processing Host: SACP307WW

Concentration Formula: Amt * DF * Uf*Vt / Ws * CpndVariable

Name	Value	Description
DF	1.000	Dilution Factor
Uf	1.000	Unit Correction Factor
Vt	80.000	Volume of final extract (mL)(1000 low, 2
Ws	9.820	Weight of sample extracted (g)
Cpnd Variable		Local Compound Variable

RT	AREA	HEIGHT	HT/AREA	% HEIGHT	COMPOUNDS
49.519	5886999	126332	0.021	97.87	
50.142	214326	2762	0.013	2.13	
	6101325	129094		100.000	

Total unknown % height = 100.0

Data File: \\Terastation\share\GCdata\LC9.I\03082010.B\C-000040.D\C-000040.D
Date : 10-MAR-2010 09:03
Client ID:
Sample Info: LV2FQ1DL 0063129 A0B240490-20:0
Volume Injected (uL): 500.0
Column phase: Agilent ZorbaxCyano

Instrument: LC9.i
Operator: NS
Column diameter: 4.60

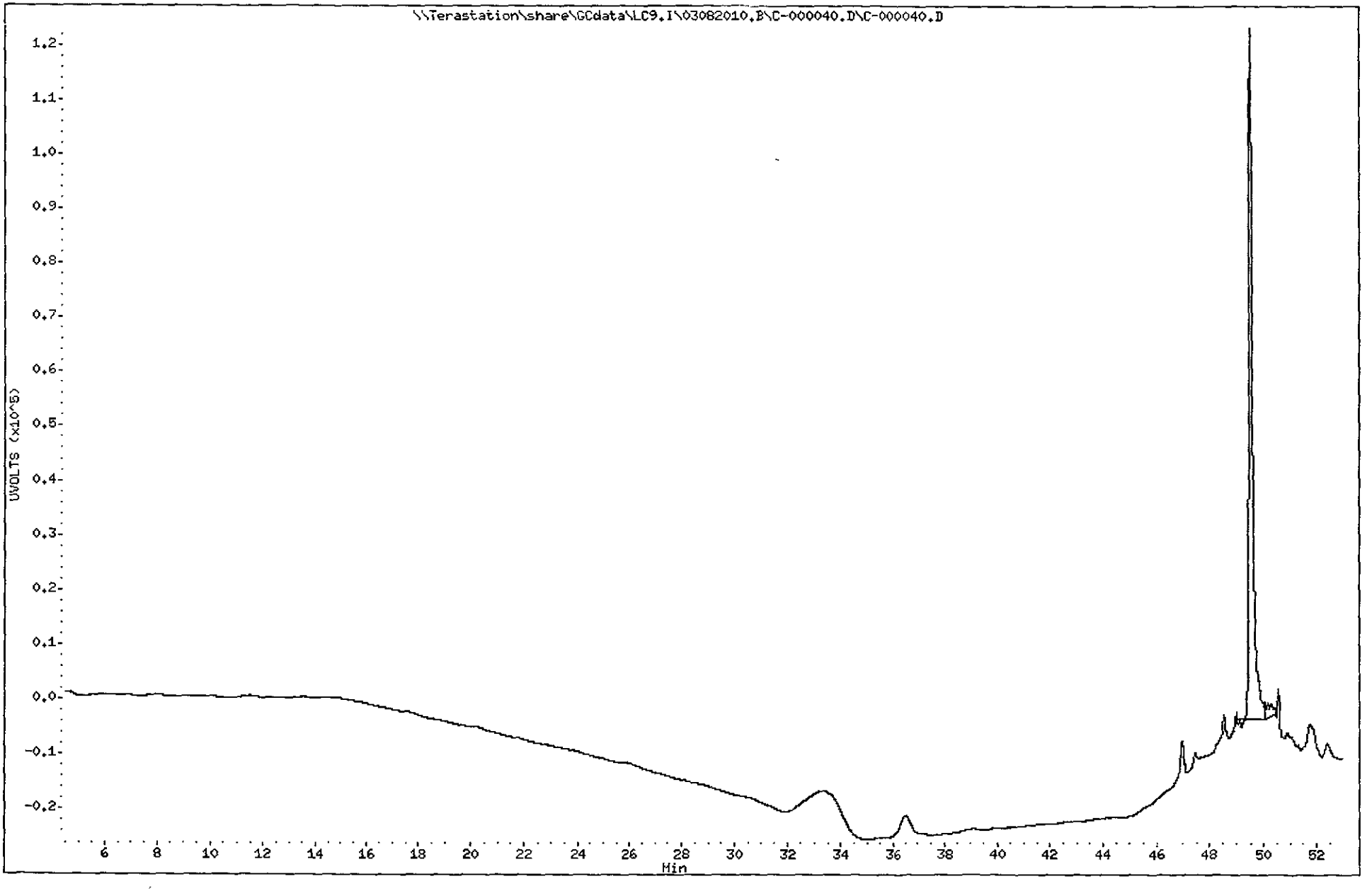

3378
North Canton

TestAmerica West Sacramento

C-000043.D

Chromatography Summary

Method 8330 Target Analyte Results

Injection Date: 3/10/2010 12:19 Operator: NS

DataFile: LC9.I\03082010.B\C-000043.D Vial Num: 4

Instrument ID: LC9

Sample: STD_05 10GCSV0072 8330 100-200ng/mL

Method File: LC9 I\03082010.B\8330METCNAB M

Start Cal Date: 3/3/2010 19:39 End Cal Date: 3/4/2010 3:18

Dilution Factor	Extract Volume	Sample Volume	Sample Weight
1X	0 mL	0 mL	0 g

Matrix: NONE SubList: CAL.sub SpikeList:

Samp. Info: STD_05 10GCSV0072 8330 100-200ng/mL,2

Misc. Info: ;6,,;,3;CAL.sub;,0;0,

	Zorbax Cyano(250nm)							Zorbax Cyano(250nm-205nm)								
Compound Name	RT	Response	PPB	Spike Level	%D	Result	Flag	RT	Response	PPB	Spike Level	%D	Result	Flag	Limits(%)	Flag
3,4-Dinitrotoluene	36.58	3207	103.1000<	100	3%	Acceptable					100	-100%	Fails		(±15)	45
HMX	40.91	3837	98.1100<	100	-2%	Acceptable					100	-100%	Fails		(±15)	45
RDX	28.01	3468	100.1000<	100	0%	Acceptable					100	-100%	Fails		(±15)	45
Picric ACID				200	-100%	Fails					200	-100%	Fails		(±15)	
1,3,5-Trinitrobenzene	22.26	5962	98.7900<	100	-1%	Acceptable					100	-100%	Fails		(±15)	45
1,3-Dinitrobenzene	20.41	7984	100.2000<	100	0%	Acceptable					100	-100%	Fails		(±15)	45
TETRYL	46.65	12793	92.2600<	100	-8%	Acceptable					100	-100%	Fails		(±15)	45
Nitrobenzene	18.04	3726	97.1900<	100	-3%	Acceptable					100	-100%	Fails		(±15)	45
2,4,6-Trinitrotoluene	37.91	4527	95.7400<	100	-4%	Acceptable					100	-100%	Fails		(±15)	45
4-AM-2,6-DNT	33.85	4836	117.1000<	100	17%	Fails					100	-100%	Fails		(±15)	45
2-AM-4,6-DNT	33.11	6404	97.8400<	100	-2%	Acceptable					100	-100%	Fails		(±15)	45
2,6-Dinitrotoluene	30.78	3738	100.6000<	100	1%	Acceptable					100	-100%	Fails		(±15)	45
2,4-Dinitrotoluene	29.45	6017	99.5800<	100	0%	Acceptable					100	-100%	Fails		(±15)	45
2-Nitrotoluene	25.67	3393	191.2000	200	-4%	Acceptable					200	-100%	Fails		(±15)	45
4-Nitrotoluene				200	-100%	Fails					200	-100%	Fails		(±15)	
3-Nitrotoluene	26.34	2442	95.2400<	100	-5%	Acceptable					100	-100%	Fails		(±15)	45
Nitroglycerin				100	-100%	Fails		44.83	4762	98.7500	100	-1%	Acceptable		(±15)	45
PETN				100	-100%	Fails		49.93	22184	100.6000<	100	1%	Acceptable		(±15)	45
3,5-Dinitroaniline	27.21	5524	100.8000	100	1%	Acceptable					100	-100%	Fails		(±15)	45
EGDN				100	-100%	Fails					100	-100%	Fails		(±15)	

Notes:
M = Manually Integrated
D = Operator Disabled Result
O = Over Calibration Range

Signals Differ by More Than 40%
Signals Differ by More Than 50%

Printed: 3/11/2010 9:30 AM

TestAmerica West Sacramento

Method 8330

Data file : \\Terastation\share\GCdata\LC9.I\03082010.B\C-000043.D
Lab Smp Id: STD_05 10GCSV0072 8
Inj Date : 10-MAR-2010 12:19
Operator : NS Inst ID: LC9.i
Smp Info : STD_05 10GCSV0072 8330 100-200ng/mL;2
Misc Info : ;6;;;;3;CAL.sub;;0;0;
Comment : SOP WS-LC-0009
Method : \\Terastation\share\GCdata\LC9.I\03082010.B\8330METCNAB.m
Meth Date : 10-Mar-2010 13:20 tap Quant Type: AREA%
Cal Date : 04-MAR-2010 03:18 Cal File: C-000011.d
Als bottle: 4 Continuing Calibration Sample
Dil Factor: 1.00000
Integrator: HP Genie Compound Sublist: CAL.sub
Target Version: 4.14
Processing Host: SACP307WW

RT	AREA	HEIGHT	HT/AREA	% HEIGHT			COMPOUNDS
14.684	3553	28	0.008	0.03			
16.261	3864	24	0.006	0.02			
18.039	572439	3726	0.007	4.64		13	Nitrobenzene
20.412	1260472	7984	0.006	9.95		10	1,3-Dinitrobenzene
22.264	1070332	5962	0.006	7.43		9	1,3,5-Trinitrobenze
24.311	6691	58	0.009	0.07			
25.675	656190	3393	0.005	4.23		20	2-Nitrotoluene
26.340	369342	2442	0.007	3.04		22	3-Nitrotoluene
27.214	878983	5524	0.006	6.88		11	3,5-Dinitroaniline
28.010	529159	3468	0.007	4.32		7	RDX
29.451	1049268	6017	0.006	7.50		19	2,4-Dinitrotoluene
30.778	654361	3738	0.006	4.66		18	2,6-Dinitrotoluene
33.108	858661	6404	0.007	7.98		17	2-AM-4,6-DNT
33.850	769468	4836	0.006	6.03		16	4-AM-2,6-DNT
36.581	496430	3207	0.006	3.99	$	1	3,4-Dinitrotoluene
37.914	859907	4527	0.005	5.64		15	2,4,6-Trinitrotolue
40.907	434707	3837	0.009	4.78		4	HMX
43.675	3089	21	0.007	0.02			
44.845	8509	60	0.007	0.07			
46.648	697219	12793	0.018	16.07		12	TETRYL
49.276	220241	412	0.002	0.51			
49.956	79897	1462	0.018	1.82			
51.083	48444	174	0.004	0.21			
52.093	21187	91	0.004	0.11			
	11552412	80188		100.000			

Total unknown % height = 2.860

Data File: \\Terastation\share\GCdata\LC9.I\03082010.B\C-000043.D
Date : 10-MAR-2010 12:19
Client ID:
Sample Info: STD_05 10GCSV0072 8330 100-200ng/mL;2

Instrument: LC9.i
Operator: NS
Column diameter: 4.60

Column phase: Agilent ZorbaxCyano

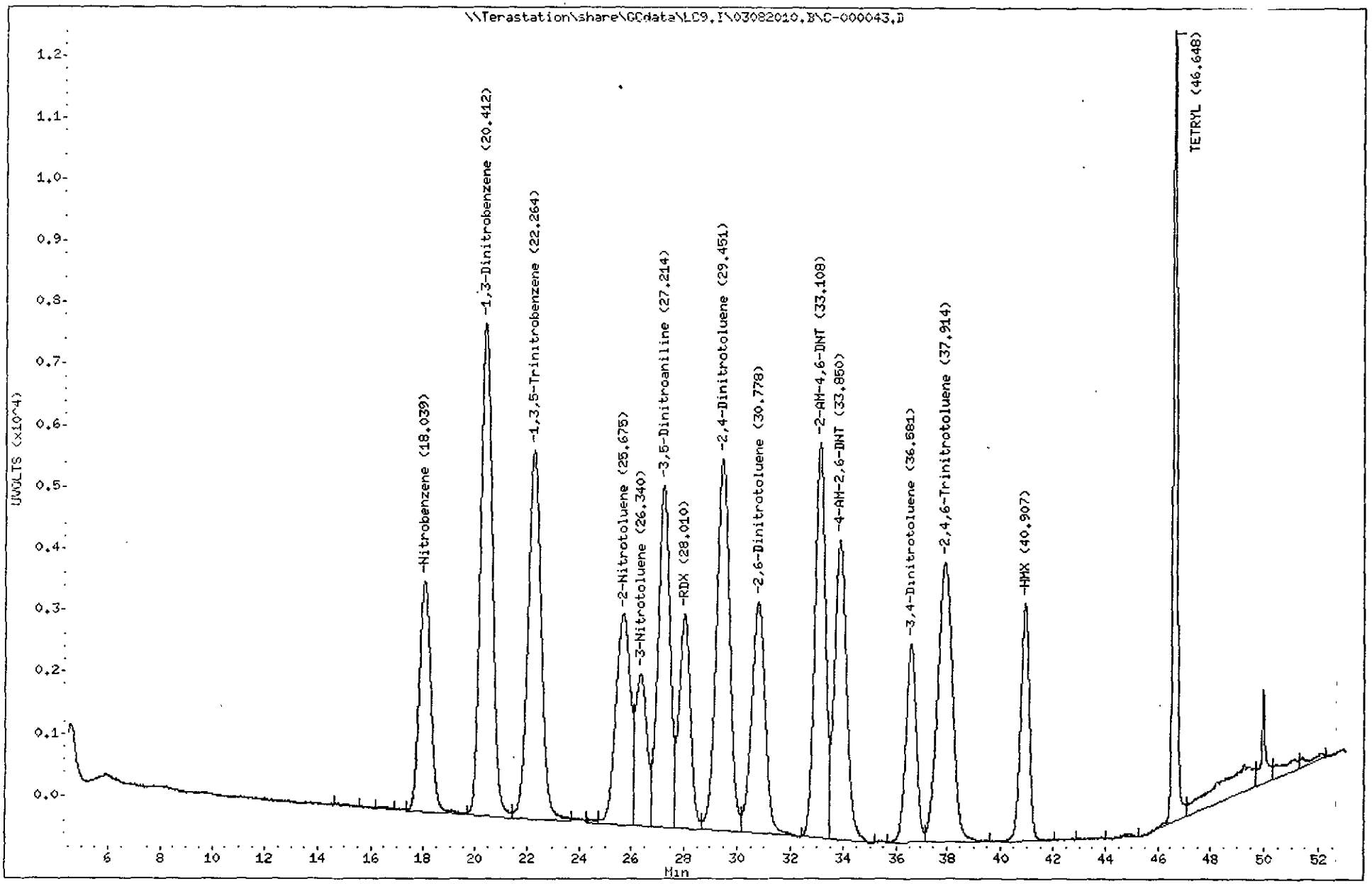

3381
North Canton

TestAmerica West Sacramento

Method 8330

Data file : \\Terastation\share\GCdata\LC9.I\03082010.B\C-000043.D\C-000043.
Lab Smp Id: STD_05 10GCSV0072 8
Inj Date : 10-MAR-2010 12:19
Operator : NS Inst ID: LC9.i
Smp Info : STD_05 10GCSV0072 8330 100-200ng/mL;2
Misc Info : ;6;;;;3;CAL.sub;;0;0;
Comment : SOP WS-LC-0009
Method : \\Terastation\share\GCdata\LC9.I\03082010.B\8330METCNAB.M\8330CN
Meth Date : 10-Mar-2010 13:20 tap Quant Type: AREA%
Cal Date : 04-MAR-2010 03:18 Cal File: C-000011.d
Als bottle: 4 Continuing Calibration Sample
Dil Factor: 1.00000
Integrator: HP Genie Compound Sublist: CAL.sub
Target Version: 4.14
Processing Host: SACP307WW

RT	AREA	HEIGHT	HT/AREA	% HEIGHT	COMPOUNDS
44.829	532350	4762	0.009	16.57	14 Nitroglycerin
49.263	57375	1383	0.024	4.81	
49.463	40666	399	0.010	1.38	
49.932	605197	22184	0.037	77.24	23 PETN
	1235588	28728		100.000	

Total unknown % height = 6.190

Data File: \\Terastation\share\GCdata\LC9.I\03082010.B\C-000043.D\C-000043.D
Date : 10-MAR-2010 12:19
Client ID:
Sample Info: STD_05 10GCSV0072 8330 100-200ng/mL:2

Instrument: LC9.1
Operator: NS
Column phase: Agilent ZorbaxCyano
Column diameter: 4.60

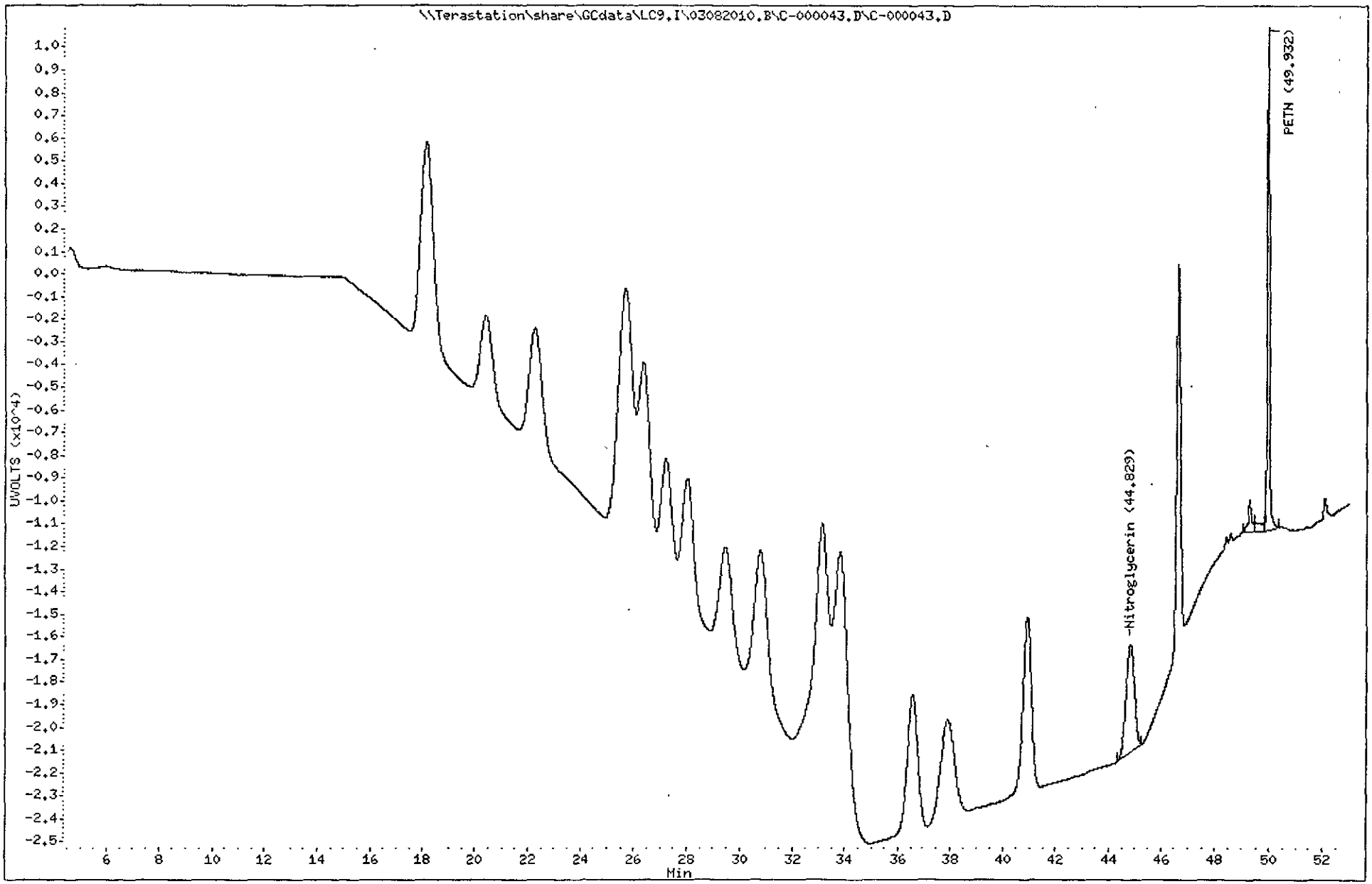

3383
North Canton

Initial Calibration

Includes (as applicable):

runlog

standard raw data

statistical summary

ms tune data

TestAmerica
THE LEADER IN ENVIRONMENTAL TESTING

West Sacramento

GC/HPLC ICAL Checklist

Instrument ID: LC10-C18 ICAL ID: 03012010 Method: 8330

Analytes Included in curve (with dates): All 8330, PETN, NG, PA, 3,5-DNA

A. Included Sections of ICAL	Analyst	Reviewer	N/A
1. ICAL Summary included (for both columns if applicable).	✓	✓	
2. ICAL Runlog included.	✓	✓	
3. ICV Included and moved to after summary.	✓	✓	
4. PEM meets requirements and is included for 8081.			✓
5. Alkane Marker included for 8015 TPH.			✓
6. ICAL Raw Data included for all analytes.	✓	✓	
B. ICAL Summary			
1. All analytes meet %RSD or linear regression requirements.	✓	✓	
2. ICAL meets requirements stated in SOP.	✓	✓	
2. Any levels dropped are reviewed and appropriate.			✓
3. All analytes in ICAL are in the ICAL summary.	✓	✓	
4. RFs are calculated correctly. Perform Manual calculation.	✓	✓	
C. ICAL Analysis			
1. Manual Integrations reviewed and appropriate.			✓
2. All peaks correctly identified.	✓	✓	
3. No analytes have saturated peaks.	✓	✓	
4. RT windows set correctly (8015 TPH).			✓
5. ICV meets requirements and is run after the ICAL.	✓	✓	
6. Standards used in ICAL are current.	✓	✓	
7. ICAL is copied to source method.	✓	✓	

Curve Valid for:	Yes	No	Criteria
Standard SOP	✓		RSD ≤20%, r≥ 0.995 (intercept <1/2RL for 8081,8082, NQ, 8310) and (<RL for 8330) and r>0.990 (intercept <RL for 8015), ICV≤15%, PEM ≤15%
DOD QSM V3	✓		RSD ≤20%, r≥ 0.995, ICV≤20%, PEM ≤15%
AFCEE 3.1	✓		RSD ≤20%, r≥ 0.995, ICV≤15%, PEM ≤15%
AFCEE 4.0	✓		RSD ≤20%, r≥ 0.995, ICV≤20% (8081, 8082, 8015) and ICV≤25% (8330,8310), PEM ≤15%

Analyst: [signature] Date: 3/2/10

Reviewer: MKwalf Date: 3/2/2010

Comments:

TestAmerica West Sacramento

INITIAL CALIBRATION DATA

Start Cal Date : 01-MAR-2010 17:59
End Cal Date : 01-MAR-2010 23:38
Quant Method : ESTD
Origin : Disabled
Target Version : 4.14
Integrator : Falcon
Method file : \\Terastation\share\GCdata\LC10.I\03012010.B\8330AB.M
Last Edit : 02-Mar-2010 09:15 shafern
Curve Type : Average

Calibration File Names:
Level 1: \\Terastation\share\GCdata\GCdata\LC10.I\03012010.B\A-000010.d
Level 2: \\Terastation\share\GCdata\GCdata\LC10.I\03012010.B\A-000011.d
Level 3: \\Terastation\share\GCdata\GCdata\LC10.I\03012010.B\A-000012.d
Level 4: \\Terastation\share\GCdata\GCdata\LC10.I\03012010.B\A-000013.d
Level 5: \\Terastation\share\GCdata\GCdata\LC10.I\03012010.B\A-000014.d
Level 6: \\Terastation\share\GCdata\GCdata\LC10.I\03012010.B\A-000015.d
Level 7: \\Terastation\share\GCdata\GCdata\LC10.I\03012010.B\A-000016.d
Level 8: \\Terastation\share\GCdata\GCdata\LC10.I\03012010.B\A-000017.d

Compound	5.000 Level 1	10.000 Level 2	20.000 Level 3	50.000 Level 4	100.000 Level 5	200.000 Level 6	RRF	% RSD	
	500.000 Level 7	1000.000 Level 8							
2 HMX	150	144	137	136	130	130			
	125	114					133	8.430	
3 RDX	98.40000	96.90000	95.65000	95.78000	91.10000	91.75000			
	83.22800	69.00900					90.22713	10.874	
4 EGDN	+++++	+++++	+++++	+++++	+++++	+++++			
	+++++	+++++					+++++	+++++	<-
5 Picric ACID	+++++	+++++	107	91.68000	91.42000	85.79200			
	80.00700	70.21200					87.65517	14.101	
6 1,3,5-Trinitrobenzene	170	172	165	167	160	161			
	153	138					161	6.707	
7 1,3-Dinitrobenzene	171	170	162	163	156	157			
	147	129					157	8.628	
8 3,5-Dinitroaniline	118	110	106	106	101	102			
	96.54200	63.80300					103	9.691	
9 TETRYL	94.40000	91.20000	87.95000	88.16000	81.37000	90.93500			
	85.72000	82.69800					87.60413	5.035	

TestAmerica West Sacramento

INITIAL CALIBRATION DATA

Start Cal Date : 01-MAR-2010 17:59
End Cal Date : 01-MAR-2010 23:38
Quant Method : ESTD
Origin : Disabled
Target Version : 4.14
Integrator : Falcon
Method file : \\Terastation\share\GCdata\LC10.I\03012010.B\8330AB.M
Last Edit : 02-Mar-2010 09:15 shafern
Curve Type : Average

Compound	5.000 Level 1	10.000 Level 2	20.000 Level 3	50.000 Level 4	100.000 Level 5	200.000 Level 6	RRF	% RSD
	500.000 Level 7	1000.000 Level 8						
10 Nitrobenzene	73.00000	79.70000	78.15000	76.92000	73.47000	74.08000		
	71.93800	65.00400					74.03275	6.141
11 Nitroglycerin	*****	*****	*****	*****	*****	*****		
	*****	*****					*****	*****
12 2,4,6-Trinitrotoluene	107	99	97.05000	96.38000	89.94000	94.25500		
	92.83000	87.75400					95.55113	6.238
13 4-AM-2,6-DNT	80.80000	76.30000	71.75000	71.44000	68.60000	68.61000		
	69.61400	63.16000					71.26425	7.482
14 2-AM-4,6-DNT	93.20000	87.20000	82.40000	81.42000	78.04000	78.31500		
	78.19200	70.54100					81.16350	8.362
15 2,6-Dinitrotoluene	65.20000	58.90000	57.15000	56.30000	54.15000	54.21000		
	55.58400	51.55900					56.63163	7.244
16 2,4-Dinitrotoluene	103	96.20000	92.70000	92.60000	88.51000	88.75500		
	90.03200	83.62600					91.87788	6.204
17 2-Nitrotoluene	42.40000	43.10000	42.80000	41.98000	39.96000	39.93000		
	39.15400	36.49600					40.72750	5.560
18 4-Nitrotoluene	48.20000	53.20000	51.25000	49.94000	47.60000	48.01000		
	47.15800	44.32700					48.71063	5.581
19 3-Nitrotoluene	50.20000	50.90000	49.30000	49.40000	46.86000	46.97000		
	46.56200	43.90000					48.01150	4.862
20 PETN	*****	*****	*****	*****	*****	*****		
	*****	*****					*****	*****

TestAmerica West Sacramento

INITIAL CALIBRATION DATA

Start Cal Date : 01-MAR-2010 17:59
End Cal Date : 01-MAR-2010 23:38
Quant Method : ESTD
Origin : Disabled
Target Version : 4.14
Integrator : Falcon
Method file : \\Terastation\share\GCdata\LC10.I\03012010.B\8330AB.M
Last Edit : 02-Mar-2010 09:15 shafern
Curve Type : Average

Compound	5.000 Level 1	10.000 Level 2	20.000 Level 3	50.000 Level 4	100.000 Level 5	200.000 Level 6	RRF	% RSD
	500.000 Level 7	1000.000 Level 8						
$ 1 3,4-Dinitrotoluene	+++++	52.30000	46.40000	46.32000	47.22000	46.38000		
	50.47667	48.46000					48.22238	4.871

Report Date: 02-Mar-2010 09:16

Calibration History

Method : \\Terastation\share\GCdata\LC10.I\03012010.B\8330AB.M
Start Cal Date: 01-MAR-2010 17:59
End Cal Date : 01-MAR-2010 23:38
Last Cal Level: 8
Last Cal Type : Continuing Calibration

Initial Calibration

Injection Date	Sublist	Calibration File
Cal Level: 1 , Cal Amount: 5.00000		
01-MAR-2010 17:59	CAL	\\Terastation\share\GCdata\LC10.I\03012010.B\A-000010.d
Cal Level: 2 , Cal Amount: 10.00000		
01-MAR-2010 18:47	CAL	\\Terastation\share\GCdata\LC10.I\03012010.B\A-000011.d
Cal Level: 3 , Cal Amount: 20.00000		
01-MAR-2010 19:35	CAL	\\Terastation\share\GCdata\LC10.I\03012010.B\A-000012.d
Cal Level: 4 , Cal Amount: 50.00000		
01-MAR-2010 20:24	CAL	\\Terastation\share\GCdata\LC10.I\03012010.B\A-000013.d
Cal Level: 5 , Cal Amount: 100.00000		
01-MAR-2010 21:12	CAL	\\Terastation\share\GCdata\LC10.I\03012010.B\A-000014.d
Cal Level: 6 , Cal Amount: 200.00000		
01-MAR-2010 22:01	CAL	\\Terastation\share\GCdata\LC10.I\03012010.B\A-000015.d
Cal Level: 7 , Cal Amount: 500.00000		
01-MAR-2010 22:49	CAL	\\Terastation\share\GCdata\LC10.I\03012010.B\A-000016.d
Cal Level: 8 , Cal Amount: 1000.00000		

01-MAR-2010 23:38	CAL	\\Terastation\share\GCdata\LC10.I\03012010.B\A-000017.d

Continuing Calibration
Ccal Level Mode: BY SAMPLE

02-MAR-2010 02:03	CAL	\\Terastation\share\GCdata\LC10.I\03012010.B\A-000020.d
02-MAR-2010 01:14	CAL	\\Terastation\share\GCdata\LC10.I\03012010.B\A-000019.d
01-MAR-2010 21:12	CAL	\\Terastation\share\GCdata\LC10.I\03012010.B\A-000014.d

TestAmerica West Sacramento

INITIAL CALIBRATION DATA

Start Cal Date : 01-MAR-2010 17:59
End Cal Date : 01-MAR-2010 23:38
Quant Method : ESTD
Origin : Disabled
Target Version : 4.14
Integrator : Falcon
Method file : \\Terastation\share\GCdata\LC10.I\03012010.B\8330AB.M\8330
Last Edit : 02-Mar-2010 09:15 shafern
Curve Type : Average

Calibration File Names:
Level 1: \\Terastation\share\GCdata\GCdata\LC10.I\03012010.B\A-000010.d\A-00
Level 2: \\Terastation\share\GCdata\GCdata\LC10.I\03012010.B\A-000011.d\A-00
Level 3: \\Terastation\share\GCdata\GCdata\LC10.I\03012010.B\A-000012.d\A-00
Level 4: \\Terastation\share\GCdata\GCdata\LC10.I\03012010.B\A-000013.d\A-00
Level 5: \\Terastation\share\GCdata\GCdata\LC10.I\03012010.B\A-000014.d\A-00
Level 6: \\Terastation\share\GCdata\GCdata\LC10.I\03012010.B\A-000015.d\A-00
Level 7: \\Terastation\share\GCdata\GCdata\LC10.I\03012010.B\A-000016.d\A-00
Level 8: \\Terastation\share\GCdata\GCdata\LC10.I\03012010.B\A-000017.d\A-00

Compound	5.000 Level 1	10.000 Level 2	20.000 Level 3	50.000 Level 4	100.000 Level 5	200.000 Level 6	RRF	% RSD
	500.000 Level 7	1000.000 Level 8						
2 HMX	*****	*****	*****	*****	*****	*****		
	*****	*****					*****	*****
3 RDX	*****	*****	*****	*****	*****	*****		
	*****	*****					*****	*****
4 EGDN	*****	*****	*****	*****	*****	*****		
	*****	*****					*****	***** <-
5 Picric ACID	*****	*****	154	135	134	127		
	118	104					129	13.252
6 1,3,5-Trinitrobenzene	*****	*****	*****	*****	*****	*****		
	*****	*****					*****	*****
7 1,3-Dinitrobenzene	*****	*****	*****	*****	*****	*****		
	*****	*****					*****	*****
8 3,5-Dinitroaniline	*****	*****	*****	*****	*****	*****		
	*****	*****					*****	*****
9 TETRYL	*****	*****	*****	*****	*****	*****		
	*****	*****					*****	*****

TestAmerica West Sacramento

INITIAL CALIBRATION DATA

Start Cal Date : 01-MAR-2010 17:59
End Cal Date : 01-MAR-2010 23:38
Quant Method : ESTD
Origin : Disabled
Target Version : 4.14
Integrator : Falcon
Method file : \\Terastation\share\GCdata\LC10.I\03012010.B\8330AB.M\8330
Last Edit : 02-Mar-2010 09:15 shafern
Curve Type : Average

Compound	5.000 Level 1	10.000 Level 2	20.000 Level 3	50.000 Level 4	100.000 Level 5	200.000 Level 6	RRF	% RSD
	500.000 Level 7	1000.000 Level 8						
10 Nitrobenzene	+++++	+++++	+++++	+++++	+++++	+++++		
	+++++	+++++					+++++	+++++
11 Nitroglycerin	+++++	+++++	63.55000	63.44000	62.94000	63.83500		
	63.78800	58.64100					62.69900	3.212
12 2,4,6-Trinitrotoluene	+++++	+++++	+++++	+++++	+++++	+++++		
	+++++	+++++					+++++	+++++
13 4-AM-2,6-DNT	+++++	+++++	+++++	+++++	+++++	+++++		
	+++++	+++++					+++++	+++++
14 2-AM-4,6-DNT	+++++	+++++	+++++	+++++	+++++	+++++		
	+++++	+++++					+++++	+++++
15 2,6-Dinitrotoluene	+++++	+++++	+++++	+++++	+++++	+++++		
	+++++	+++++					+++++	+++++
16 2,4-Dinitrotoluene	+++++	+++++	+++++	+++++	+++++	+++++		
	+++++	+++++					+++++	+++++
17 2-Nitrotoluene	+++++	+++++	+++++	+++++	+++++	+++++		
	+++++	+++++					+++++	+++++
18 4-Nitrotoluene	+++++	+++++	+++++	+++++	+++++	+++++		
	+++++	+++++					+++++	+++++
19 3-Nitrotoluene	+++++	+++++	+++++	+++++	+++++	+++++		
	+++++	+++++					+++++	+++++
20 PETN	+++++ ✓	+++++ ✓	38.05000	30.62000	30.28000	30.55500	✓	✓
	30.73000	29.44300					31.61300	10.083

3/2/2010 MEL

TestAmerica West Sacramento

INITIAL CALIBRATION DATA

Start Cal Date : 01-MAR-2010 17:59
End Cal Date : 01-MAR-2010 23:38
Quant Method : ESTD
Origin : Disabled
Target Version : 4.14
Integrator : Falcon
Method file : \\Terastation\share\GCdata\LC10.I\03012010.B\8330AB.M\8330
Last Edit : 02-Mar-2010 09:15 shafern
Curve Type : Average

Compound	5.000 Level 1	10.000 Level 2	20.000 Level 3	50.000 Level 4	100.000 Level 5	200.000 Level 6	RRF	% RSD
	500.000 Level 7	1000.000 Level 8						
$ 1 3,4-Dinitrotoluene	+++++	114	97.05000	94.88000	96.43000	95.07500		
	95.19000	90.92400					97.62129	7.577

Report Date: 02-Mar-2010 09:17

Calibration History

Method : \\Terastation\share\GCdata\LC10.I\03012010.B\8330AB.M\83302.M
Start Cal Date: 01-MAR-2010 17:59
End Cal Date : 01-MAR-2010 23:38
Last Cal Level: 8
Last Cal Type : Continuing Calibration

Initial Calibration

Injection Date	Sublist	Calibration File
Cal Level: 1 , Cal Amount: 5.00000		
01-MAR-2010 17:59	CAL	\\Terastation\share\GCdata\LC10.I\03012010.B\A-000010.d\A-000010.d
Cal Level: 2 , Cal Amount: 10.00000		
01-MAR-2010 18:47	CAL	\\Terastation\share\GCdata\LC10.I\03012010.B\A-000011.d\A-000011.d
Cal Level: 3 , Cal Amount: 20.00000		
01-MAR-2010 19:35	CAL	\\Terastation\share\GCdata\LC10.I\03012010.B\A-000012.d\A-000012.d
Cal Level: 4 , Cal Amount: 50.00000		
01-MAR-2010 20:24	CAL	\\Terastation\share\GCdata\LC10.I\03012010.B\A-000013.d\A-000013.d
Cal Level: 5 , Cal Amount: 100.00000		
01-MAR-2010 21:12	CAL	\\Terastation\share\GCdata\LC10.I\03012010.B\A-000014.d\A-000014.d
Cal Level: 6 , Cal Amount: 200.00000		
01-MAR-2010 22:01	CAL	\\Terastation\share\GCdata\LC10.I\03012010.B\A-000015.d\A-000015.d
Cal Level: 7 , Cal Amount: 500.00000		
01-MAR-2010 22:49	CAL	\\Terastation\share\GCdata\LC10.I\03012010.B\A-000016.d\A-000016.d
Cal Level: 8 , Cal Amount: 1000.00000		

01-MAR-2010 23:38	CAL	
\\Terastation\share\GCdata\LC10.I\03012010.B\A-000017.d\A-000017.d		

Continuing Calibration
Ccal Level Mode: BY SAMPLE

02-MAR-2010 02:03	CAL	
\\Terastation\share\GCdata\LC10.I\03012010.B\A-000020.d\A-000020.d		
02-MAR-2010 01:14	CAL	
\\Terastation\share\GCdata\LC10.I\03012010.B\A-000019.d\A-000019.d		
01-MAR-2010 20:24	CAL	
\\Terastation\share\GCdata\LC10.I\03012010.B\A-000013.d\A-000013.d		

Calibration Standard Level Reference Sheet

8330, 8330A, 8330B

	Concentration (ppb)							
Analyte	Level 1	2	3	4	5	6	7	8
3,4-Dinitrotoluene (surr)		10	20	50	100	200	300	500
HMX	5	10	20	50	100	200	500	1000
MNX	5	10	20	50	100	200	500	1000
DNX	5	10	20	50	100	200	500	1000
TNX	5	10	20	50	100	200	500	1000
RDX	5	10	20	50	100	200	500	1000
1,3,5-Trinitrobenzene	5	10	20	50	100	200	500	1000
1,3-Dinitrotoluene	5	10	20	50	100	200	500	1000
3.5-Dinitroaniline	5	10	20	50	100	200	500	1000
TETRYL	5	10	20	50	100	200	500	1000
Nitrobenzene	5	10	20	50	100	200	500	1000
2,4,6-Trinitrotoluene	5	10	20	50	100	200	500	1000
4-Amino-2,6-dinitrotoluene	5	10	20	50	100	200	500	1000
2-Amino-4,6-dinitrotoluene	5	10	20	50	100	200	500	1000
2,6-Dinitrotoluene	5	10	20	50	100	200	500	1000
2,4-Dinitrotoluene	5	10	20	50	100	200	500	1000
2-Nitrotoluene	5	10	20	50	100	200	500	1000
4-Nitrotoluene	5	10	20	50	100	200	500	1000
3-Nitrotoluene	5	10	20	50	100	200	500	1000
Picric Acid			50	100	200	500	1000	2000
Nitroglycerin			20	50	100	200	500	1000
PETN			20	50	100	200	500	1000
EGDN			20	50	100	200	500	1000

TestAmerica West Sacramento
GC/LC INSTRUMENT LOG

Inst ID: LC10 Batch ID: 03012010
Method : Method 8330 Test : SOP SAC-LC-0009
ICAL Date: See Calibration Report

Date	Time	Operator	Sample ID	File ID	Vol or Wt	Extract Vol	Diln	Comments
01-MAR-2010	10:34	NS	8330 PRIMER	A-000001.	0 g	0 mL	1	
01-MAR-2010	11:23	NS	8330 PRIMER	A-000002.	0 g	0 mL	1	
01-MAR-2010	12:11	NS	8330 PRIMER	A-000003.	0 g	0 mL	1	
01-MAR-2010	12:59	NS	8330 PRIMER	A-000004.	0 g	0 mL	1	
01-MAR-2010	13:48	NS	8330 PRIMER	A-000005.	0 g	0 mL	1	
01-MAR-2010	14:36	NS	8330 PRIMER	A-000006.	0 g	0 mL	1	
01-MAR-2010	15:25	NS	8330 PRIMER	A-000007.	0 g	0 mL	1	
01-MAR-2010	16:13	NS	8330 PRIMER	A-000008.	0 g	0 mL	1	
01-MAR-2010	17:10	NS	BLANK	A-000009.	0 g	0 mL	1	
01-MAR-2010	17:59	NS	CS_01 10GCSV0046 8330 ICAL L1	A-000010.	0 g	0 mL	1	
01-MAR-2010	18:47	NS	CS_02 10GCSV0047 8330 ICAL L2	A-000011.	0 g	0 mL	1	
01-MAR-2010	19:35	NS	CS_03 10GCSV0048 8330 ICAL L3	A-000012.	0 g	0 mL	1	
01-MAR-2010	20:24	NS	CS_04 10GCSV0049 8330 ICAL L4	A-000013.	0 g	0 mL	1	
01-MAR-2010	21:12	NS	CS_05 10GCSV0072 8330 ICAL L5	A-000014.	0 g	0 mL	1	
01-MAR-2010	22:01	NS	CS_06 09GCSV0482 8330 ICAL L6	A-000015.	0 g	0 mL	1	
01-MAR-2010	22:49	NS	CS_07 10GCSV0050 8330 ICAL L7	A-000016.	0 g	0 mL	1	
01-MAR-2010	23:38	NS	CS_8 10GCSV0051 8330 ICAL L8 1	A-000017.	0 g	0 mL	1	
02-MAR-2010	00:26	NS	BLANK	A-000018.	0 g	0 mL	1	
02-MAR-2010	01:14	NS	ICV 10GCSV0058 8330 200ng/mL	A-000019.	0 g	0 mL	1	
02-MAR-2010	02:03	NS	MRL 10GCSV0074 8330 5-50ng/mL	A-000020.	0 g	0 mL	1	

TestAmerica West Sacramento

A-000019.D

Chromatography Summary

Injection Date: 3/2/2010 1:14 Operator: NS

DataFile: LC10.I\03012010.B\A-000019.D Vial Num: 69

Instrument ID: LC10

Method 8330 Target Analyte Results

Sample : **ICV 10GCSV0058 8330 200ng/mL**

Method File: LC10 I\03012010.B\8330AB.M

Start Cal Date: 3/1/2010 17:59 End Cal Date: 3/1/2010 23:38

Dilution Factor	Extract Volume	Sample Volume	Sample Weight
1X	0 mL	0 mL	0 g

Matrix: NONE SubList: CAL.sub SpikeList:

Samp. Info: ICV 10GCSV0058 8330 200ng/mL;2

Misc. Info: ;6; ; ; ;3;CAL.sub; ;0;1

	Synergi Hydro-RP C18(250nm-265nm)							Synergi Hydro-RP C18(358nm-205nm)								
Compound Name	RT	Response	PPB	Spike Level	%D	Result	Flag	RT	Response	PPB	Spike Level	%D	Result	Flag	Limits(%)	Flag
3,4-Dinitrotoluene				200	-100%	Fails	Not Spiked				200	-100%	Fails		(±15)	
HMX	5.46	27851	209.1000<	200	5%	Acceptable					200	-100%	Fails		(±15)	45
RDX	8.04	18379	203.7000<	200	2%	Acceptable					200	-100%	Fails		(±15)	45
Picric ACID	9.24	41098	468.8000	500	-6%	Acceptable		9.24	60778	472.3000<	500	-6%	Acceptable		(±15)	
1,3,5-Trinitrobenzene	10.62	32359	201.1000<	200	1%	Acceptable					200	-100%	Fails		(±15)	45
1,3-Dinitrobenzene	13.66	31650	201.6000<	200	1%	Acceptable					200	-100%	Fails		(±15)	45
TETRYL	15.16	18076	205.9000<	200	3%	Acceptable					200	-100%	Fails		(±15)	45
Nitrobenzene	15.52	15283	206.4000<	200	3%	Acceptable					200	-100%	Fails		(±15)	45
2,4,6-Trinitrotoluene	17.41	19055	199.4000<	200	0%	Acceptable					200	-100%	Fails		(±15)	45
4-AM-2,6-DNT	18.18	14153	198.5000<	200	-1%	Acceptable					200	-100%	Fails		(±15)	45
2-AM-4,6-DNT	19.31	16434	202.5000<	200	1%	Acceptable					200	-100%	Fails		(±15)	45
2,6-Dinitrotoluene	21.05	11129	196.5000<	200	-2%	Acceptable					200	-100%	Fails		(±15)	45
2,4-Dinitrotoluene	21.82	18425	200.5000<	200	0%	Acceptable		MR 3/2/10			200	-100%	Fails		(±15)	45
2-Nitrotoluene	25.40	8259	202.8000<	200	1%	Acceptable					200	-100%	Fails		(±15)	45
4-Nitrotoluene	27.41	9936	204.0000<	200	2%	Acceptable					200	-100%	Fails		(±15)	45
3-Nitrotoluene	29.54	9806	204.2000<	200	2%	Acceptable					200	-100%	Fails		(±15)	45
Nitroglycerin				200	-100%	Fails		16.44	13921	222.0000<	200	11%	Acceptable		(±15)	45
PETN				200	-100%	Fails		33.13	6995	221.3000<	200	11%	Acceptable		(±15)	45
3,5-Dinitroaniline	14.56	20727	201.3000<	200	1%	Acceptable					200	-100%	Fails		(±15)	45
EGDN				200	-100%	Fails	MA				200	-100%	Fails		(±15)	

ICV passes ± 15%.

MR 3/2/10

Notes: M = Manually Integrated
D = Operator Disabled Result
O = Over Calibration Range

Signals Differ by More Than 40%
Signals Differ by More Than 50%

Printed: 3/2/2010 9:15 AM

TestAmerica West Sacramento

Method 8330

Data file : \\Terastation\share\GCdata\LC10.I\03012010.B\A-000019.d
Lab Smp Id: ICV 10GCSV0058 8330
Inj Date : 02-MAR-2010 01:14
Operator : NS Inst ID: LC10.i
Smp Info : ICV 10GCSV0058 8330 200ng/mL;2
Misc Info : ;6; ; ; ;3;CAL.sub; ;0;1
Comment : SOP SAC-LC-0009
Method : \\terastation\share\GCdata\LC10.I\03012010.B\8330AB.m
Meth Date : 02-Mar-2010 09:14 shafern Quant Type: AREA%
Cal Date : 01-MAR-2010 23:38 Cal File: A-000017.d
Als bottle: 69 Continuing Calibration Sample
Dil Factor: 1.00000
Integrator: Falcon+ Compound Sublist: CAL.sub
Target Version: 4.14
Processing Host: SACP307FK

RT	AREA	HEIGHT	HT/AREA	% HEIGHT	COMPOUNDS
4.897	101	40	0.394	0.01	
5.057	1419	213	0.150	0.06	
5.457	180264	27851	0.155	8.89	2 HMX
8.044	192820	18379	0.095	5.86	3 RDX
8.740	1385	166	0.120	0.05	
9.237	570439	41098	0.072	13.21	5 Picric ACID
10.617	413294	32359	0.078	10.33	6 1,3,5-Trinitrobenze
13.664	499482	31650	0.063	10.10	7 1,3-Dinitrobenzene
14.560	345098	20727	0.060	6.61	8 3,5-Dinitroaniline
15.164	289510	18076	0.062	5.77	9 TETRYL
15.520	268810	15283	0.057	4.87	10 Nitrobenzene
16.450	2076	138	0.066	0.04	
17.407	342027	19055	0.056	6.08	12 2,4,6-Trinitrotolue
18.180	275681	14153	0.051	4.51	13 4-AM-2,6-DNT
19.307	347563	16434	0.047	5.24	14 2-AM-4,6-DNT
21.047	227359	11129	0.049	3.55	15 2,6-Dinitrotoluene
21.824	403652	18425	0.046	5.88	16 2,4-Dinitrotoluene
25.404	217983	8259	0.038	2.63	17 2-Nitrotoluene
27.407	279772	9936	0.036	3.17	18 4-Nitrotoluene
29.540	298361	9806	0.033	3.13	19 3-Nitrotoluene
33.177	525	49	0.093	0.01	
	5157621	313226		100.000	

Total unknown % height = 0.1700

Data File: \\Terastation\share\GCdata\LC10.I\03012010.B\A-000019.d
Date : 02-MAR-2010 01:14
Client ID:
Sample Info: ICV 10GCSV0058 8330 200ng/mL;2

Column phase: SYNERGI HYDRORP C18

Instrument: LC10.i

Operator: NS
Column diameter: 4.60

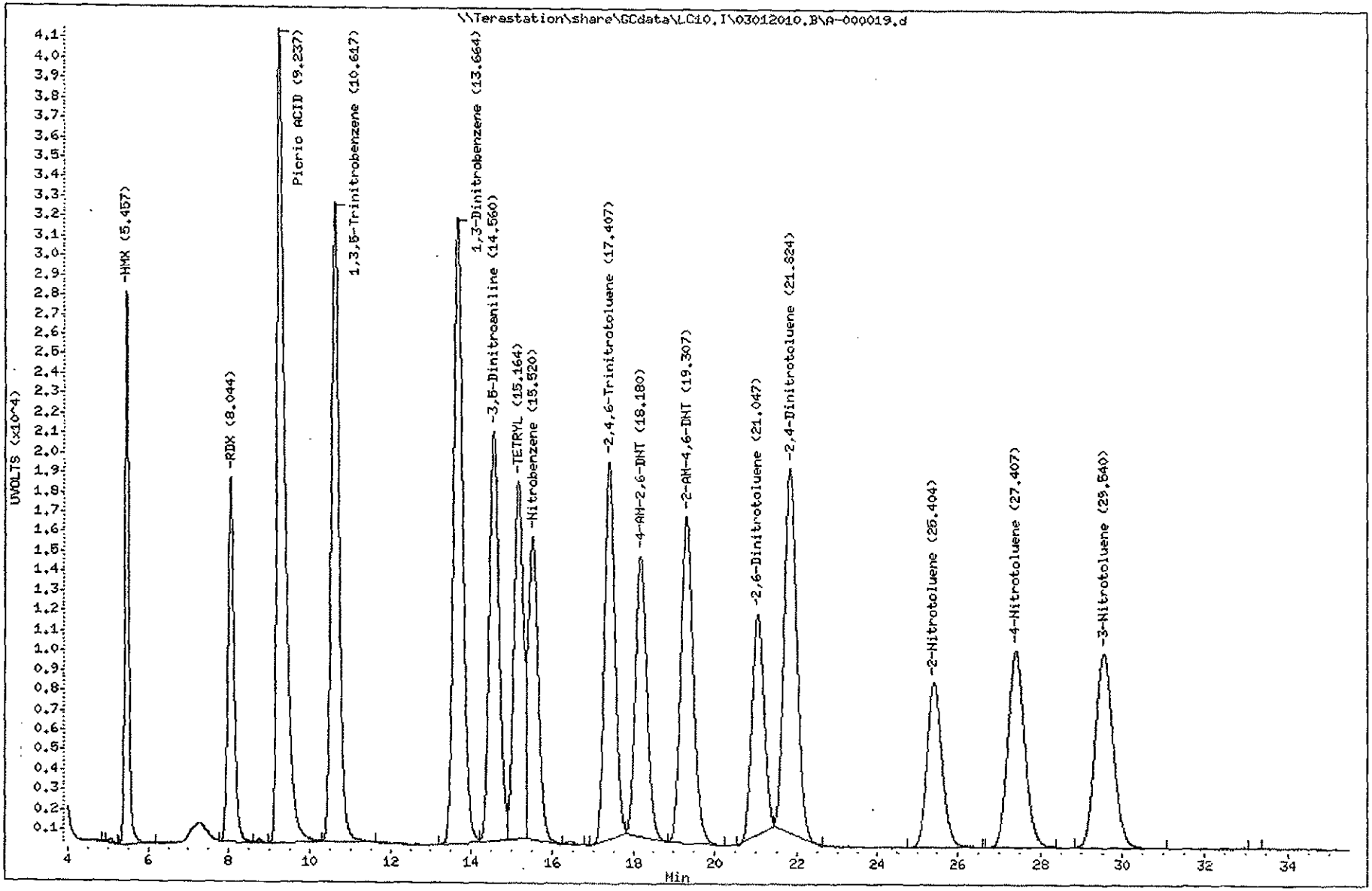

TestAmerica West Sacramento

Method 8330

Data file : \\Terastation\share\GCdata\LC10.I\03012010.B\A-000019.d\A-000019
Lab Smp Id: ICV 10GCSV0058 8330
Inj Date : 02-MAR-2010 01:14
Operator : NS Inst ID: LC10.i
Smp Info : ICV 10GCSV0058 8330 200ng/mL;2
Misc Info : ;6; ; ; ;3;CAL.sub; ;0;1
Comment : SOP SAC-LC-0009
Method : \\terastation\share\GCdata\LC10.I\03012010.B\8330AB.M\83302.m
Meth Date : 02-Mar-2010 09:14 shafern Quant Type: AREA%
Cal Date : 01-MAR-2010 23:38 Cal File: A-000017.d
Als bottle: 69 Continuing Calibration Sample
Dil Factor: 1.00000
Integrator: Falcon+ Compound Sublist: CAL.sub
Target Version: 4.14
Processing Host: SACP307FK

RT	AREA	HEIGHT	HT/AREA	% HEIGHT	COMPOUNDS
9.237	849293	60778	0.072	19.26	5 Picric ACID
10.614	7363	517	0.070	0.16	
13.664	258452	16422	0.064	5.18	
14.560	363697	21789	0.060	6.87	
15.167	388762	24491	0.063	7.72	
15.520	427771	23907	0.056	7.54	
16.444	238096	13921	0.058	4.39	11 Nitroglycerin
17.407	376128	20557	0.055	6.48	
18.177	424782	21215	0.050	6.69	
19.307	356880	16998	0.048	5.36	
21.047	440087	20006	0.045	6.31	
21.824	364079	15487	0.043	4.88	
25.407	516355	19787	0.038	6.24	
27.410	405262	14502	0.036	4.57	
29.537	592682	19506	0.033	6.15	
33.127	252854	6995	0.028	2.20	20 PETN
	6262544	316878		100.000	

Total unknown % height = 74.15

Data File: \\Terastation\share\GCdata\LC10,I\03012010,B\A-000019.d\A-000019.d

Date : 02-MAR-2010 01:14

Client ID:

Instrument: LC10.i

Sample Info: ICV 10GCSV0058 8330 200ng/mL;2

Operator: NS

Column phase: SYNERGI HYDRORP C18

Column diameter: 4.60

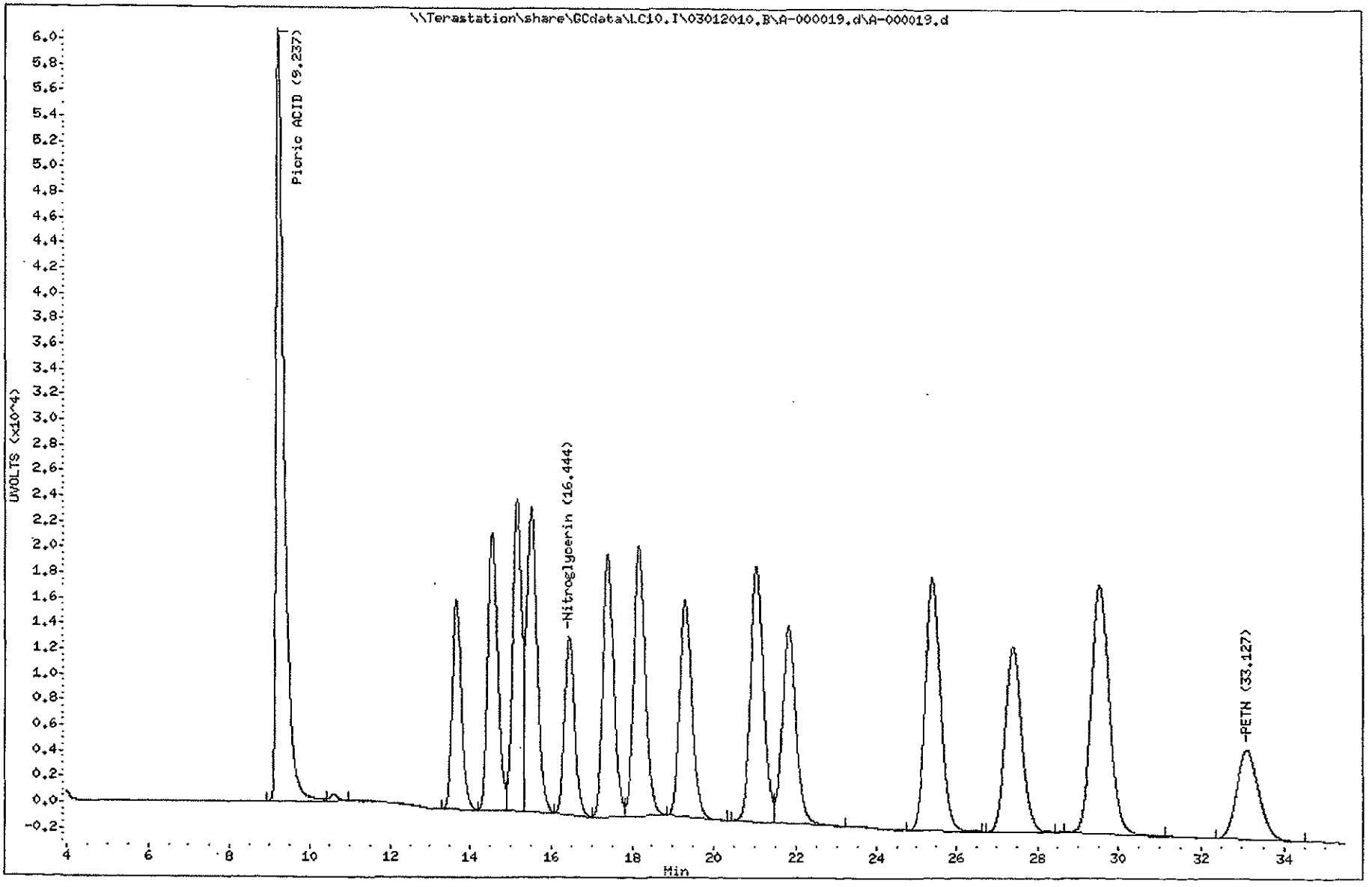

TestAmerica West Sacramento

A-000020.D

Chromatography Summary

Method 8330 Target Analyte Results

Injection Date: 3/2/2010 2:03 Operator: NS

DataFile: LC10.I\03012010 B\A-000020.D Vial Num: 70

Instrument ID: LC10

Sample : **MRL 10GCSV0074 8330 5-50ng/mL**

Method File: LC10.I\03012010 B\8330AB.M

Start Cal Date: 3/1/2010 17:59 End Cal Date: 3/1/2010 23:38

Dilution Factor	Extract Volume	Sample Volume	Sample Weight
1X	0 mL	0 mL	0 g

Matrix: NONE SubList: CAL.sub SpikeList:

Samp. Info: MRL 10GCSV0074 8330 5-50ng/mL;2

Misc. Info: ;9; ; ; ;3;CAL.sub; ;0;1

	Synergi Hydro-RP C18(250nm-265nm)							Synergi Hydro-RP C18(358nm-205nm)								
Compound Name	RT	Response	PPB	Spike Level	%D	Result	Flag	RT	Response	PPB	Spike Level	%D	Result	Flag	Limits(%)	Flag
3,4-Dinitrotoluene	18.73	957	19.8400<	20	-1%	Acceptable		18.73	1737	17.7900	20	-11%	Acceptable		(±15)	
HMX	5.45	699	5.2470<	5	5%	Acceptable					5	-100%	Fails		(±15)	45
RDX	8.02	409	4.5330<	5	-9%	Acceptable					5	-100%	Fails		(±15)	45
Picric ACID	9.30	4130	47.1200	50	-6%	Acceptable		9.30	5993	46.5700<	50	-7%	Acceptable		(±15)	
1,3,5-Trinitrobenzene	10.60	787	4.8920<	5	-2%	Acceptable					5	-100%	Fails		(±15)	45
1,3-Dinitrobenzene	13.65	754	4.8020<	5	-4%	Acceptable					5	-100%	Fails		(±15)	45
TETRYL	15.15	436	4.9660<	5	-1%	Acceptable					5	-100%	Fails		(±15)	45
Nitrobenzene	15.46	384	5.1870<	5	4%	Acceptable					5	-100%	Fails		(±15)	45
2,4,6-Trinitrotoluene	17.35	476	4.9820<	5	0%	Acceptable					5	-100%	Fails		(±15)	45
4-AM-2,6-DNT	18.16	356	4.9940<	5	0%	Acceptable					5	-100%	Fails		(±15)	45
2-AM-4,6-DNT	19.25	407	5.0140<	5	0%	Acceptable					5	-100%	Fails		(±15)	45
2,6-Dinitrotoluene	21.02	271	4.7850<	5	-4%	Acceptable					5	-100%	Fails		(±15)	45
2,4-Dinitrotoluene	21.80	452	4.9200<	5	-2%	Acceptable					5	-100%	Fails		(±15)	45
2-Nitrotoluene	25.36	219	5.3770<	5	8%	Acceptable					5	-100%	Fails		(±15)	45
4-Nitrotoluene	27.34	250	5.1320<	5	3%	Acceptable					5	-100%	Fails		(±15)	45
3-Nitrotoluene	29.44	249	5.1860<	5	4%	Acceptable					5	-100%	Fails		(±15)	45
Nitroglycerin				20	-100%	Fails		16.41	1265	20.1800< ✓	20	1%	Acceptable		(±15)	45
PETN				20	-100%	Fails		33.09	682	21.5700<	20	8%	Acceptable		(±15)	45
3,5-Dinitroaniline	14.52	504	4.8940<	5	-2%	Acceptable					5	-100%	Fails		(±15)	45
EGDN				20	-100%	Fails					20	-100%	Fails		(±15)	

3/2/10

Notes:
M = Manually Integrated
D = Operator Disabled Result
O = Over Calibration Range

Signals Differ by More Than 40%
Signals Differ by More Than 50%

Printed: 3/2/2010 9:15 AM

TestAmerica West Sacramento

Method 8330

Data file : \\Terastation\share\GCdata\LC10.I\03012010.B\A-000020.d
Lab Smp Id: MRL 10GCSV0074 8330
Inj Date : 02-MAR-2010 02:03
Operator : NS Inst ID: LC10.i
Smp Info : MRL 10GCSV0074 8330 5-50ng/mL;2
Misc Info : ;9; ; ; ;3;CAL.sub; ;0;1
Comment : SOP SAC-LC-0009
Method : \\terastation\share\GCdata\LC10.I\03012010.B\8330AB.m
Meth Date : 02-Mar-2010 09:15 shafern Quant Type: AREA%
Cal Date : 01-MAR-2010 23:38 Cal File: A-000017.d
Als bottle: 70 Continuing Calibration Sample
Dil Factor: 1.00000
Integrator: Falcon+ Compound Sublist: CAL.sub
Target Version: 4.14
Processing Host: SACP307FK

RT	AREA	HEIGHT	HT/AREA	% HEIGHT		COMPOUNDS
5.445	6713	699	0.104	5.88		2 HMX
8.015	4795	409	0.085	3.44		3 RDX
9.295	64014	4130	0.065	34.88		5 Picric ACID
10.599	11499	787	0.068	6.62		6 1,3,5-Trinitrobenze
13.645	13919	754	0.054	6.35		7 1,3-Dinitrobenzene
14.519	9427	504	0.053	4.24		8 3,5-Dinitroaniline
15.152	7127	436	0.061	3.67		9 TETRYL
15.462	6871	384	0.056	3.23		10 Nitrobenzene
17.345	9391	476	0.051	4.00		12 2,4,6-Trinitrotolue
18.155	6614	356	0.054	2.99		13 4-AM-2,6-DNT
18.732	19615	957	0.049	8.06	$	1 3,4-Dinitrotoluene
19.252	8993	407	0.045	3.42		14 2-AM-4,6-DNT
21.019	5412	271	0.050	2.28		15 2,6-Dinitrotoluene
21.802	10692	452	0.042	3.80		16 2,4-Dinitrotoluene
25.355	6266	219	0.035	1.84		17 2-Nitrotoluene
26.492	205	45	0.220	0.37		
26.945	125	38	0.304	0.32		
27.335	6353	250	0.039	2.10		18 4-Nitrotoluene
28.685	360	50	0.139	0.42		
29.442	8160	249	0.031	2.09		19 3-Nitrotoluene
	206549	11873		100.000		

Total unknown % height = 1.110

Data File: \\Terastation\share\GCdata\LC10,I\03012010,B\A-000020,d
Date : 02-MAR-2010 02:03
Client ID:
Sample Info: MRL 10GCSV0074 8330 5-50ng/mL:2

Instrument: LC10,i
Operator: NS
Column diameter: 4.60

Column phase: SYNERGI HYDRORP C18

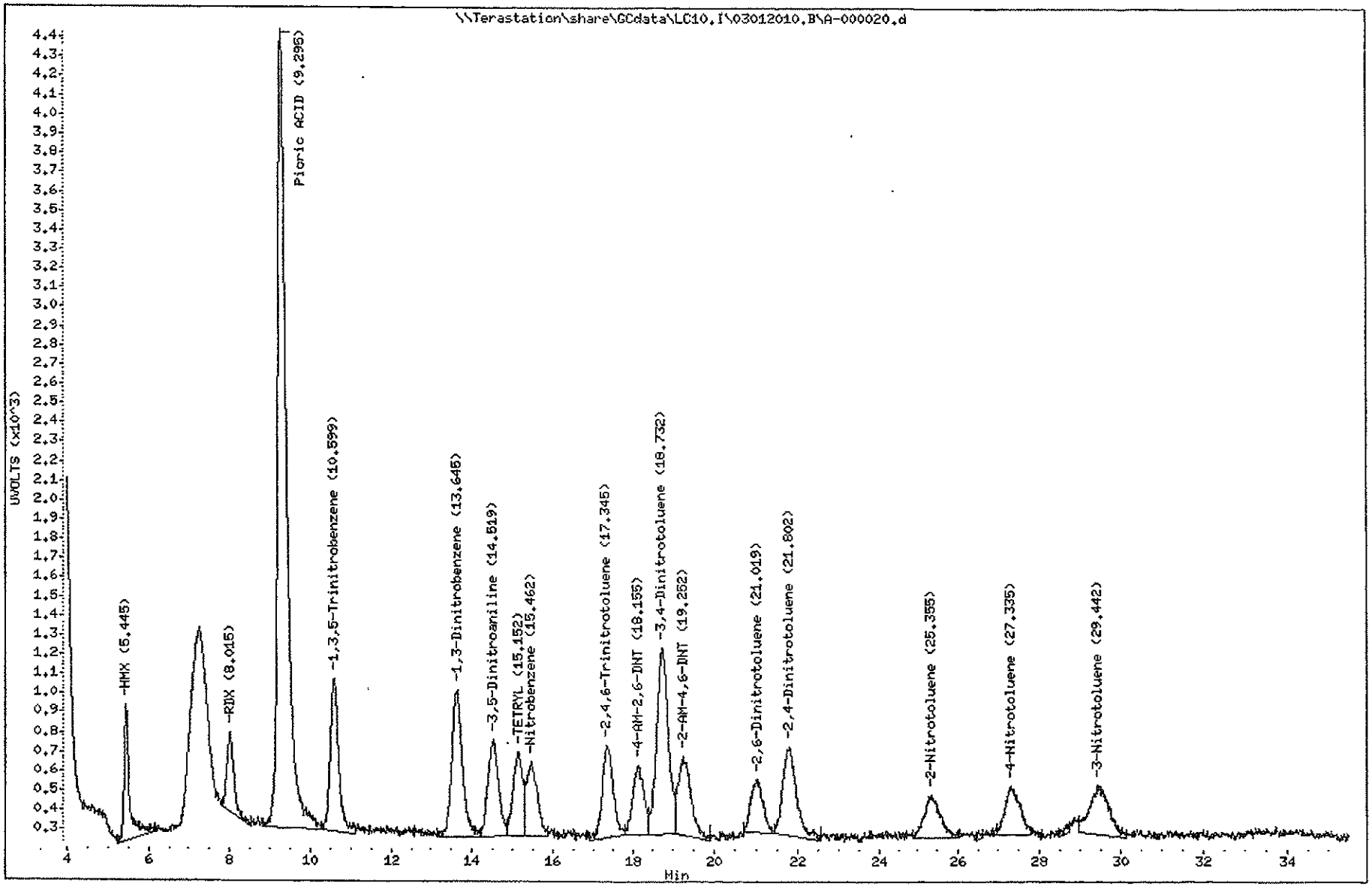

TestAmerica West Sacramento

Method 8330

Data file : \\Terastation\share\GCdata\LC10.I\03012010.B\A-000020.d\A-000020
Lab Smp Id: MRL 10GCSV0074 8330
Inj Date : 02-MAR-2010 02:03
Operator : NS Inst ID: LC10.i
Smp Info : MRL 10GCSV0074 8330 5-50ng/mL;2
Misc Info : ;9; ; ; ;3;CAL.sub; ;0;1
Comment : SOP SAC-LC-0009
Method : \\terastation\share\GCdata\LC10.I\03012010.B\8330AB.M\83302.m
Meth Date : 02-Mar-2010 09:15 shafern Quant Type: AREA%
Cal Date : 01-MAR-2010 23:38 Cal File: A-000017.d
Als bottle: 70 Continuing Calibration Sample
Dil Factor: 1.00000
Integrator: Falcon+ Compound Sublist: CAL.sub
Target Version: 4.14
Processing Host: SACP307FK

RT	AREA	HEIGHT	HT/AREA	% HEIGHT		COMPOUNDS
9.295	88667	5993	0.068	37.36		5 Picric ACID
13.599	7435	396	0.053	2.46		
14.522	11000	559	0.051	3.47		
15.135	11345	643	0.057	3.99		
15.462	14564	648	0.044	4.02		
16.409	22586	1265	0.056	7.86		11 Nitroglycerin
17.369	9305	496	0.053	3.08		
18.152	8484	478	0.056	2.97		
18.725	35776	1737	0.049	10.80	$	1 3,4-Dinitrotoluene
20.985	11046	489	0.044	3.04		
21.815	11755	405	0.034	2.51		
23.589	2146	82	0.038	0.50		
25.362	14657	519	0.035	3.22		
26.512	759	62	0.082	0.38		
27.339	9306	345	0.037	2.14		
28.929	54402	1174	0.022	7.30		
30.669	570	48	0.084	0.29		
31.932	681	60	0.088	0.37		
33.092	24525	682	0.028	4.24		20 PETN
	339007	16081		100.000		

Total unknown % height = 39.74

Data File: \\Terastation\share\GCdata\LC10.I\03012010.B\A-000020.d\A-000020.d
Date : 02-MAR-2010 02:03
Client ID:
Sample Info: MRL 10GCSV0074 8330 5-50ng/mL;2

Instrument: LC10.i
Operator: NS
Column diameter: 4.60

Column phase: SYNERGI HYDRORP C18

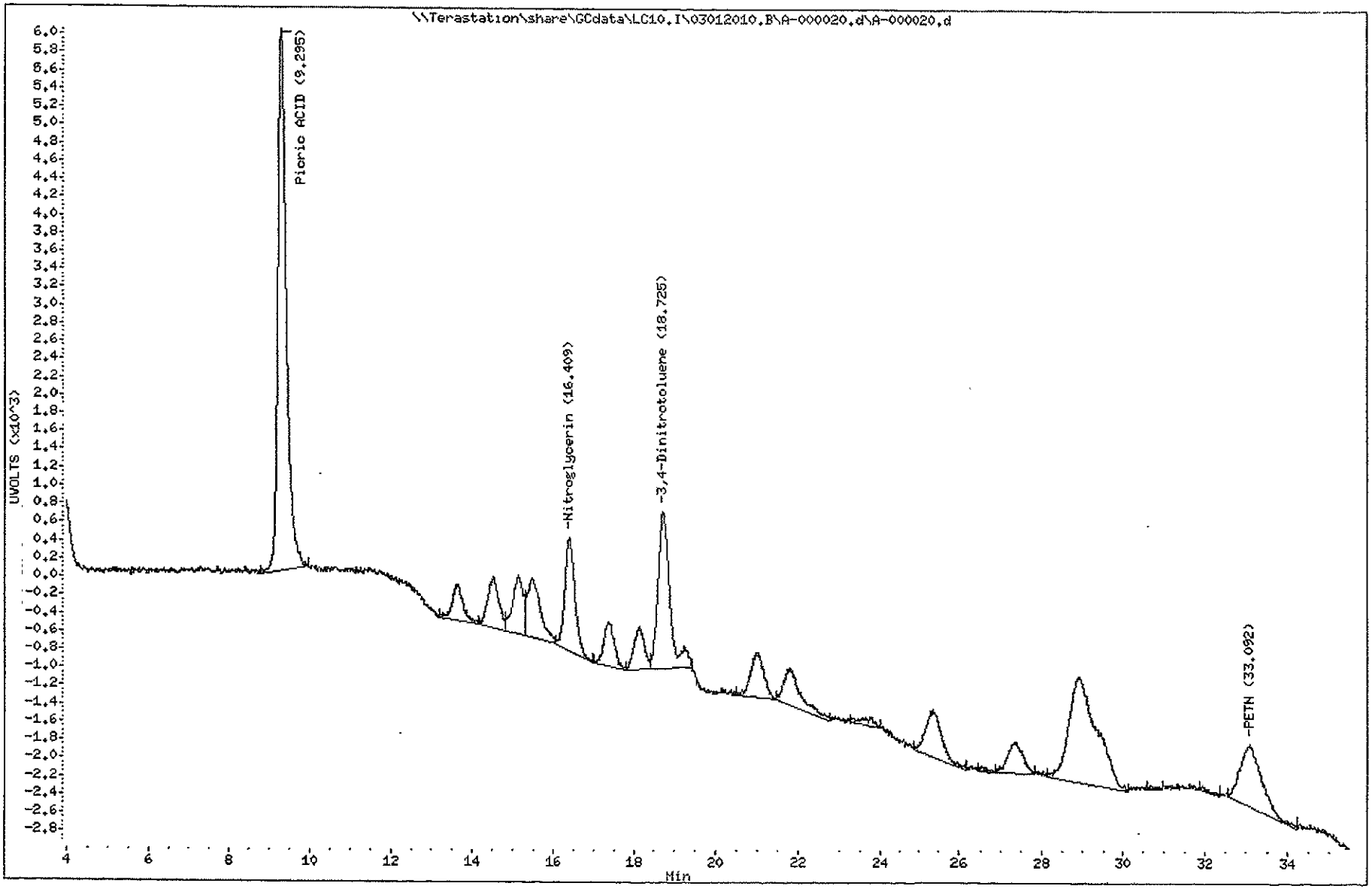

3407
North Canton

TestAmerica West Sacramento

A-000010.D

Chromatography Summary

Method 8330 Target Analyte Results

Injection Date: 3/1/2010 17:59 Operator: NS

DataFile: LC10.I\03012010.B\A-000010.D Vial Num: 61

Instrument ID: LC10

Sample : **CS_01 10GCSV0046 8330 ICAL L1 5ng/mL**

Method File: LC10.I\03012010.B\8330AB.M

Start Cal Date: 3/1/2010 17:59 End Cal Date: 3/1/2010 17:59

Dilution Factor	Extract Volume	Sample Volume	Sample Weight
1X	0 mL	0 mL	0 g

Matrix: NONE SubList: CAL sub SpikeList:

Samp. Info: CS_01 10GCSV0046 8330 ICAL L1 5ng/mL;1

Misc. Info: ;1;;;,3;CAL.sub;;0:1

	Synergi Hydro-RP C18(250nm-265nm)					Synergi Hydro-RP C18(358nm-205nm)				
Compound Name	RT	Response	Spike Level	Flag	Response Factor	RT	Response	Spike Level	Flag	Response Factor
3,4-Dinitrotoluene			5		0			5		0
HMX	5.46	751	5		150.2 ✓			5		0
RDX	8.05	492	5		98.4			5		0
Picric ACID	9.22	27	10		2.7			10		0
1,3,5-Trinitrobenzene	10.62	848	5		169.6			5		0
1,3-Dinitrobenzene	13.69	854	5		170.8			5		0
TETRYL	15.18	472	5		94.4			5		0
Nitrobenzene	15.54	365	5		73			5		0
2,4,6-Trinitrotoluene	17.42	535	5		107			5		0
4-AM-2,6-DNT	18.21	404	5		80.8			5		0
2-AM-4,6-DNT	19.33	466	5		93.2			5		0
2,6-Dinitrotoluene	21.04	326	5		65.2			5		0
2,4-Dinitrotoluene	21.87	513	5		102.6			5		0
2-Nitrotoluene	25.50	212	5		42.4			5		0
4-Nitrotoluene	27.50	241	5		48.2			5		0
3-Nitrotoluene	29.57	251	5		50.2			5		0
Nitroglycerin			5		0			5		0
PETN			5		0	33.08	68	5		13.6
3,5-Dinitroaniline	14.57	588	5		117.6			5		0
EGDN			5		0			5		0

Notes: M = Manually Integrated

D = Operator Disabled Result

O = Over Calibration Range

Signals Differ by More Than 40%

Signals Differ by More Than 50%

Printed: 3/2/2010 9:04 AM

TestAmerica West Sacramento

Method 8330

Data file : \\Terastation\share\GCdata\LC10.I\03012010.B\A-000010.d
Lab Smp Id: CS_01 10GCSV0046 83
Inj Date : 01-MAR-2010 17:59
Operator : NS Inst ID: LC10.i
Smp Info : CS_01 10GCSV0046 8330 ICAL L1 5ng/mL;1
Misc Info : ;1; ; ; ;3;CAL.sub; ;0;1
Comment : SOP SAC-LC-0009
Method : \\terastation\share\GCdata\LC10.I\03012010.B\8330AB.m
Meth Date : 02-Mar-2010 09:03 shafern Quant Type: AREA%
Cal Date : 01-MAR-2010 17:59 Cal File: A-000010.d
Als bottle: 61 Calibration Sample, Level: 1
Dil Factor: 1.00000
Integrator: Falcon+ Compound Sublist: CAL.sub
Target Version: 4.14
Processing Host: SACP307FK

RT	AREA	HEIGHT	HT/AREA	% HEIGHT	COMPOUNDS
5.456	5457	751	0.138	9.92	2 HMX
8.053	5137	492	0.096	6.49	3 RDX
8.996	140	39	0.279	0.51	
9.223	180	27	0.150	0.35	5 Picric ACID
9.960	937	58	0.062	0.76	
10.623	10912	848	0.078	11.20	6 1,3,5-Trinitrobenze
12.533	190	36	0.190	0.47	
13.690	14125	854	0.060	11.38	7 1,3-Dinitrobenzene
14.566	10139	588	0.058	7.76	8 3,5-Dinitroaniline
15.180	7903	472	0.060	6.23	9 TETRYL
15.540	6816	365	0.054	4.82	10 Nitrobenzene
17.423	10563	535	0.051	7.06	12 2,4,6-Trinitrotolue
18.206	8964	404	0.045	5.33	13 4-AM-2,6-DNT
19.326	11396	466	0.041	6.15	14 2-AM-4,6-DNT
21.036	7610	326	0.043	4.30	15 2,6-Dinitrotoluene
21.870	13045	513	0.039	6.77	16 2,4-Dinitrotoluene
24.976	228	44	0.193	0.58	
25.503	5737	212	0.037	2.80	17 2-Nitrotoluene
27.503	6734	241	0.036	3.18	18 4-Nitrotoluene
29.573	7409	251	0.034	3.31	19 3-Nitrotoluene
33.523	183	48	0.262	0.63	
	133806	7570		100.000	

Total unknown % height = 2.950

Data File: \\Terastation\share\GCdata\LC10.I\03012010.B\A-000010.d
Date : 01-MAR-2010 17:59
Client ID:
Sample Info: CS_01 10GCSV0046 8330 ICAL L1 5ng/mL;1

Column phase: SYNERGI HYDRORP C18

Instrument: LC10.i

Operator: NS
Column diameter: 4.60

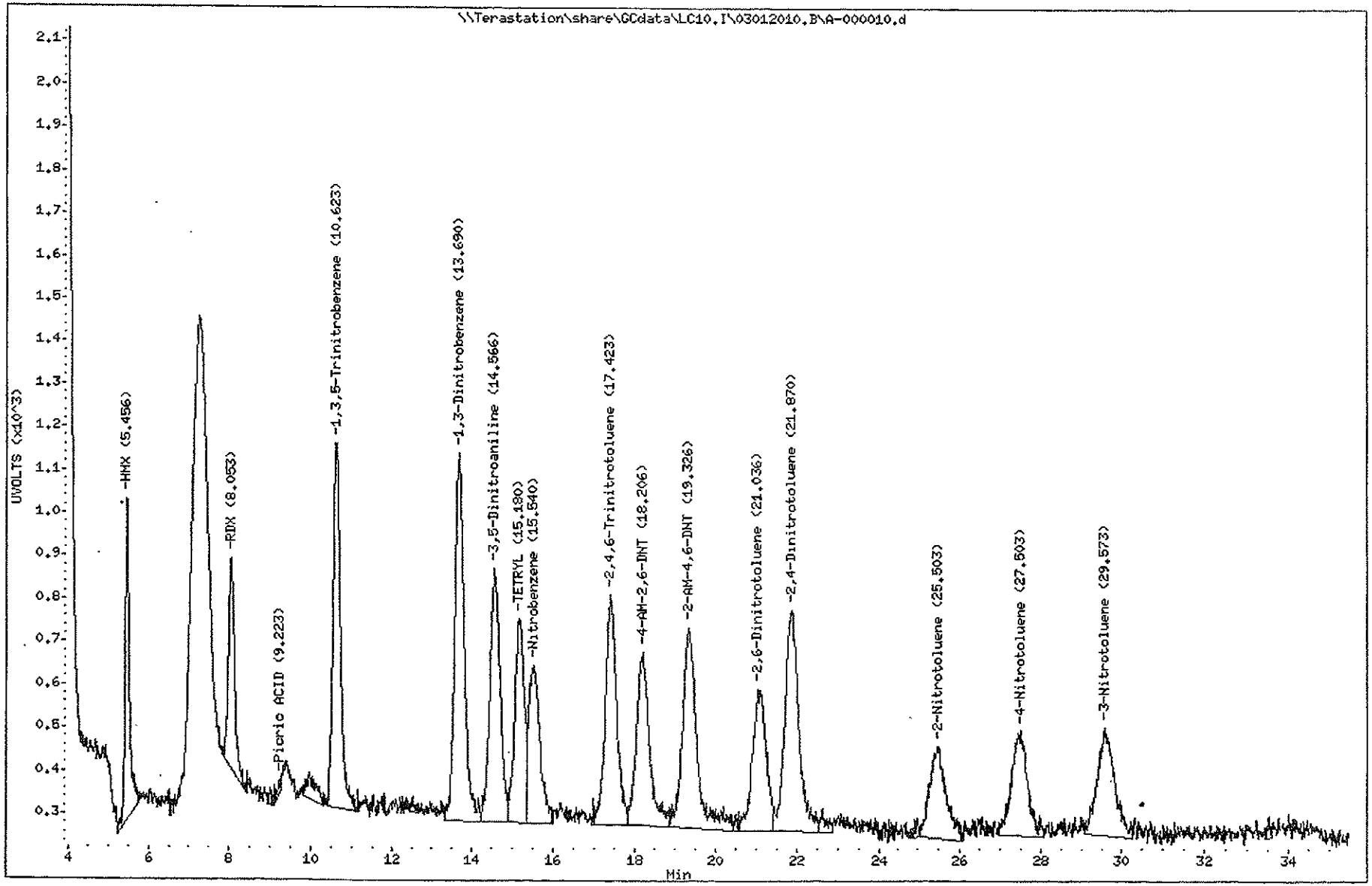

TestAmerica West Sacramento

Method 8330

Data file : \\Terastation\share\GCdata\LC10.I\03012010.B\A-000010.d\A-000010
Lab Smp Id: CS_01 10GCSV0046 83
Inj Date : 01-MAR-2010 17:59
Operator : NS Inst ID: LC10.i
Smp Info : CS_01 10GCSV0046 8330 ICAL L1 5ng/mL;1
Misc Info : ;1; ; ; ;3;CAL.sub; ;0;1
Comment : SOP SAC-LC-0009
Method : \\terastation\share\GCdata\LC10.I\03012010.B\8330AB.M\83302.m
Meth Date : 02-Mar-2010 09:03 shafern Quant Type: AREA%
Cal Date : 01-MAR-2010 17:59 Cal File: A-000010.d
Als bottle: 61 Calibration Sample, Level: 1
Dil Factor: 1.00000
Integrator: Falcon+ Compound Sublist: CAL.sub
Target Version: 4.14
Processing Host: SACP307FK

RT	AREA	HEIGHT	HT/AREA	% HEIGHT	COMPOUNDS
13.670	7343	439	0.060	6.64	
14.560	9544	585	0.061	8.85	
15.183	10124	632	0.062	9.65	
15.533	12585	614	0.049	9.29	
17.423	10853	577	0.053	8.73	
18.203	11799	569	0.048	8.60	
19.333	8847	450	0.051	6.80	
20.086	419	38	0.091	0.57	
20.406	889	65	0.073	0.98	
20.700	742	93	0.125	1.40	
21.033	12222	550	0.045	8.32	
21.863	11441	405	0.035	6.12	
24.806	197	42	0.213	0.63	
25.456	13632	509	0.037	7.70	
26.550	6374	256	0.040	3.87	
27.426	5888	268	0.046	4.05	
28.156	1132	57	0.050	0.86	
29.536	8569	331	0.039	5.00	
31.440	1543	61	0.040	0.92	
33.083	1197	68	0.057	1.02	20 PETN
	135338	6609		100.000	

Total unknown % height = 98.98

TestAmerica West Sacramento

A-000011.D

Chromatography Summary

Injection Date: 3/1/2010 18:47 Operator: NS

DataFile: LC10.I\03012010.B\A-000011.D Vial Num: 62

Method 8330 Target Analyte Results

Instrument ID: LC10

Sample : **CS_02 10GCSV0047 8330 ICAL L2 10ng/mL**

Method File: LC10.I\03012010.B\8330AB.M

Start Cal Date: 3/1/2010 17:59 End Cal Date: 3/1/2010 23:38

Dilution Factor	Extract Volume	Sample Volume	Sample Weight
1X	0 mL	0 mL	0 g

Matrix: NONE SubList: CAL,sub SpikeList:

Samp. Info: CS_02 10GCSV0047 8330 ICAL L2 10ng/mL;1

Misc. Info: ,2; ; ; ;3,CAL,sub; ;0;1

	Synergi Hydro-RP C18(250nm-265nm)					Synergi Hydro-RP C18(358nm-205nm)				
Compound Name	RT	Response	Spike Level	Flag	Response Factor	RT	Response	Spike Level	Flag	Response Factor
3,4-Dinitrotoluene	18.79	523	10		52.3	18.80	1138	10		113.8
HMX	5.46	1440	10		144 ✓			10		0
RDX	8.05	969	10		96.9			10		0
Picric ACID	9.33	1858	20		92.9	9.33	2684	20		134.2
1,3,5-Trinitrobenzene	10.63	1716	10		171.6			10		0
1,3-Dinitrobenzene	13.68	1704	10		170.4			10		0
TETRYL	15.18	912	10		91.2			10		0
Nitrobenzene	15.53	797	10		79.7			10		0
2,4,6-Trinitrotoluene	17.42	992	10		99.2			10		0
4-AM-2,6-DNT	18.21	763	10		76.3			10		0
2-AM-4,6-DNT	19.33	872	10		87.2			10		0
2,6-Dinitrotoluene	21.05	589	10		58.9			10		0
2,4-Dinitrotoluene	21.86	962	10		96.2			10		0
2-Nitrotoluene	25.44	431	10		43.1			10		0
4-Nitrotoluene	27.43	532	10		53.2			10		0
3-Nitrotoluene	29.57	509	10		50.9			10		0
Nitroglycerin			10		0	16.46	661	10		66.1
PETN			10		0	33.25	432	10		43.2
3,5-Dinitroaniline	14.56	1099	10		109.9			10		0
EGDN			10		0			10		0

Notes:

M = Manually Integrated

D = Operator Disabled Result

O = Over Calibration Range

Signals Differ by More Than 40%

Signals Differ by More Than 50%

Printed: 3/2/2010 9:13 AM

TestAmerica West Sacramento

Method 8330

Data file : \\Terastation\share\GCdata\LC10.I\03012010.B\A-000011.d
Lab Smp Id: CS_02 10GCSV0047 83
Inj Date : 01-MAR-2010 18:47
Operator : NS Inst ID: LC10.i
Smp Info : CS_02 10GCSV0047 8330 ICAL L2 10ng/mL;1
Misc Info : ;2; ; ; ;3;CAL.sub; ;0;1
Comment : SOP SAC-LC-0009
Method : \\terastation\share\GCdata\LC10.I\03012010.B\8330AB.m
Meth Date : 02-Mar-2010 09:04 shafern Quant Type: AREA%
Cal Date : 01-MAR-2010 18:47 Cal File: A-000011.d
Als bottle: 62 Calibration Sample, Level: 2
Dil Factor: 1.00000
Integrator: Falcon+ Compound Sublist: CAL.sub
Target Version: 4.14
Processing Host: SACP307FK

RT	AREA	HEIGHT	HT/AREA	% HEIGHT		COMPOUNDS
4.944	608	59	0.097	0.35		
5.457	10495	1440	0.137	8.56	2	HMX
8.050	10070	969	0.096	5.76	3	RDX
9.327	25790	1858	0.072	11.15	5	Picric ACID
10.630	21523	1716	0.080	10.21	6	1,3,5-Trinitrobenze
13.677	26558	1704	0.064	10.13	7	1,3-Dinitrobenzene
14.564	18348	1099	0.060	6.53	8	3,5-Dinitroaniline
15.177	14506	912	0.063	5.42	9	TETRYL
15.530	13691	797	0.058	4.74	10	Nitrobenzene
17.417	18239	992	0.054	5.90	12	2,4,6-Trinitrotolue
18.207	14143	763	0.054	4.53	13	4-AM-2,6-DNT
18.794	9834	523	0.053	3.11	$ 1	3,4-Dinitrotoluene
19.330	18370	872	0.047	5.18	14	2-AM-4,6-DNT
21.054	12247	589	0.048	3.50	15	2,6-Dinitrotoluene
21.857	20496	962	0.047	5.72	16	2,4-Dinitrotoluene
25.440	11741	431	0.037	2.56	17	2-Nitrotoluene
26.990	214	34	0.159	0.20		
27.427	14666	532	0.036	3.16	18	4-Nitrotoluene
28.664	239	46	0.192	0.27		
29.574	15884	509	0.032	3.02	19	3-Nitrotoluene
	277664	16807		100.000		

Total unknown % height = 0.8200

Data File: \\Terastation\share\GCdata\LC10.I\03012010.B\A-000011.d
Date : 01-MAR-2010 18:47
Client ID:
Sample Info: CS_02 10GCSV0047 8330 ICAL L2 10ng/mL;1

Instrument: LC10.i
Operator: NS
Column diameter: 4.60

Column phase: SYNERGI HYDRORP C18

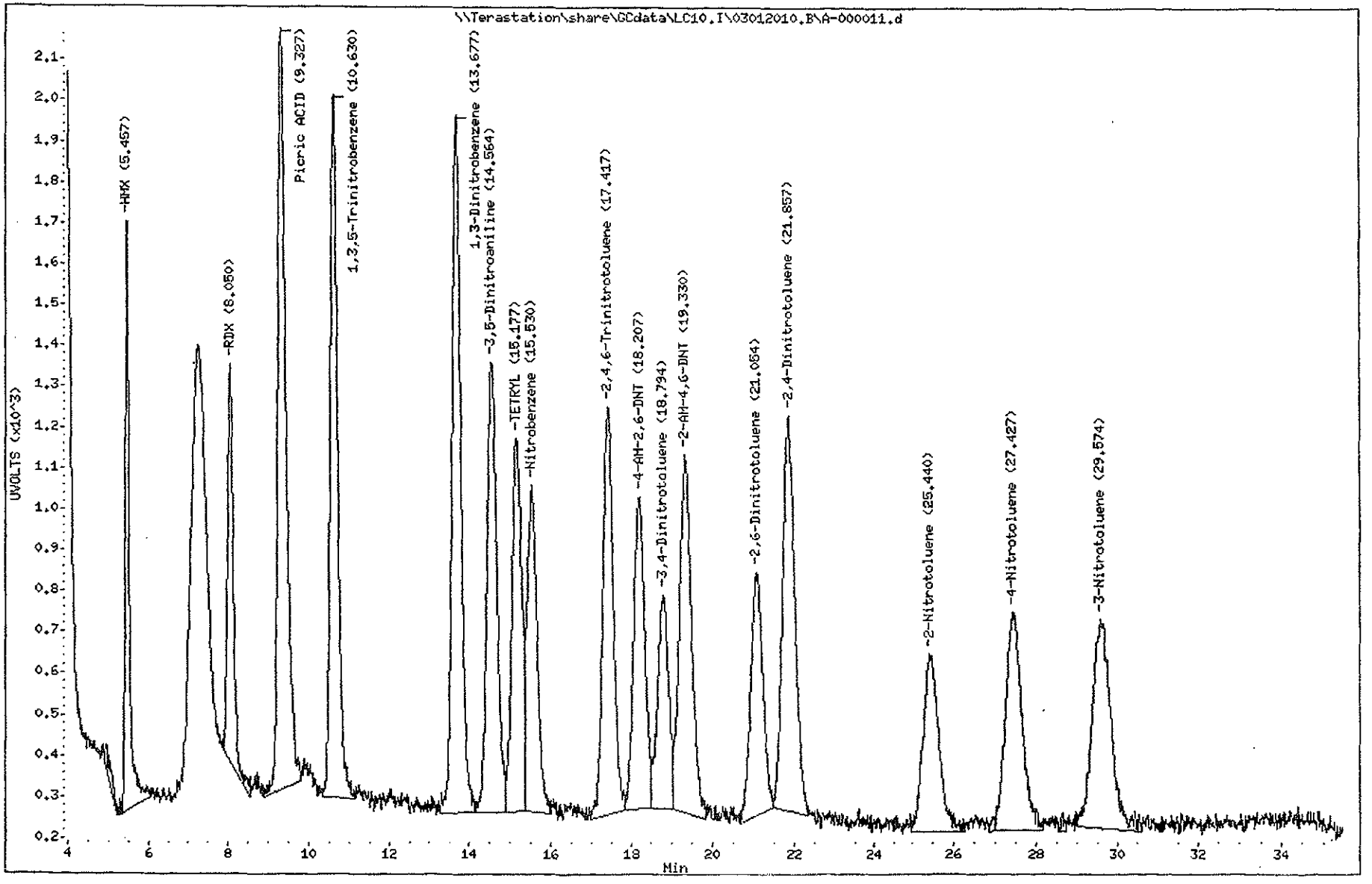

3414
North Canton

TestAmerica West Sacramento

Method 8330

Data file : \\Terastation\share\GCdata\LC10.I\03012010.B\A-000011.d\A-000011
Lab Smp Id: CS_02 10GCSV0047 83
Inj Date : 01-MAR-2010 18:47
Operator : NS Inst ID: LC10.i
Smp Info : CS_02 10GCSV0047 8330 ICAL L2 10ng/mL;1
Misc Info : ;2; ; ; ;3;CAL.sub; ;0;1
Comment : SOP SAC-LC-0009
Method : \\terastation\share\GCdata\LC10.I\03012010.B\8330AB.M\83302.m
Meth Date : 02-Mar-2010 09:04 shafern Quant Type: AREA%
Cal Date : 01-MAR-2010 18:47 Cal File: A-000011.d
Als bottle: 62 Calibration Sample, Level: 2
Dil Factor: 1.00000
Integrator: Falcon+ Compound Sublist: CAL.sub
Target Version: 4.14
Processing Host: SACP307FK

RT	AREA	HEIGHT	HT/AREA	% HEIGHT		COMPOUNDS
9.327	37712	2684	0.071	15.09		5 Picric ACID
13.674	13032	870	0.067	4.86		
14.567	20808	1200	0.058	6.70		
15.174	21432	1293	0.060	7.22		
15.537	26114	1346	0.052	7.52		
16.464	11110	661	0.059	3.69		11 Nitroglycerin
17.430	22032	1115	0.051	6.23		
18.217	25604	1202	0.047	6.71		
18.797	23362	1138	0.049	6.36	$	1 3,4-Dinitrotoluene
19.330	23643	993	0.042	5.54		
21.064	20706	1004	0.048	5.61		
21.867	18868	825	0.044	4.61		
24.830	407	61	0.150	0.34		
25.474	27528	1053	0.038	5.88		
26.580	5360	199	0.037	1.11		
27.424	19997	729	0.036	4.07		
28.537	2688	109	0.041	0.60		
29.567	24556	859	0.035	4.80		
31.097	265	60	0.227	0.33		
31.334	437	59	0.135	0.32		
33.247	18911	432	0.023	2.41		20 PETN
	364571	17892		100.000		

Total unknown % height = 72.45

Data File: \\Terastation\share\GCdata\LC10.I\03012010.B\A-000011.d\A-000011.d

Date : 01-MAR-2010 18:47

Client ID:

Instrument: LC10.i

Sample Info: CS_02 10GCSV0047 8330 ICAL L2 10mg/mL;1

Operator: NS

Column phase: SYNERGI HYDRORP C18

Column diameter: 4.60

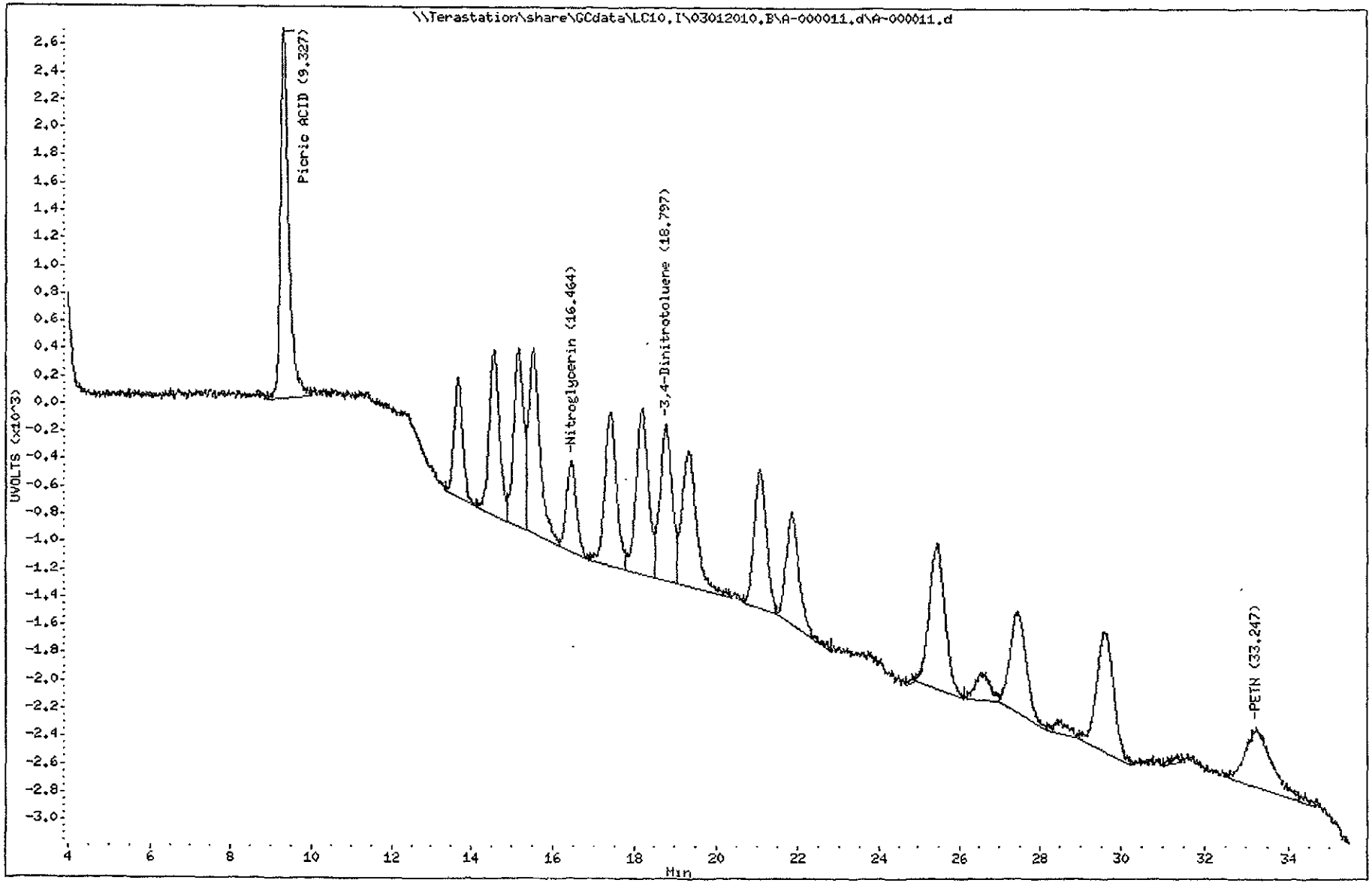

TestAmerica West Sacramento

Method 8330

Data file : \\Terastation\share\GCdata\LC10.I\03012010.B\A-000012.d\A-000012
Lab Smp Id: CS_03 10GCSV0048 83
Inj Date : 01-MAR-2010 19:35
Operator : NS Inst ID: LC10.i
Smp Info : CS_03 10GCSV0048 8330 ICAL L3 20ng/mL;1
Misc Info : ;3; ; ; ;3;CAL.sub; ;0;1
Comment : SOP SAC-LC-0009
Method : \\terastation\share\GCdata\LC10.I\03012010.B\8330AB.M\83302.m
Meth Date : 02-Mar-2010 09:04 shafern Quant Type: AREA%
Cal Date : 01-MAR-2010 19:35 Cal File: A-000012.d
Als bottle: 63 Calibration Sample, Level: 3
Dil Factor: 1.00000
Integrator: Falcon+ Compound Sublist: CAL.sub
Target Version: 4.14
Processing Host: SACP307FK

RT	AREA	HEIGHT	HT/AREA	% HEIGHT		COMPOUNDS
9.330	106240	7713	0.073	21.69		5 Picric ACID
13.697	25413	1657	0.065	4.63		
14.607	38842	2279	0.059	6.38		
15.227	38286	2408	0.063	6.74		
15.574	45833	2483	0.054	6.95		
16.490	21629	1271	0.059	3.55		11 Nitroglycerin
17.467	41361	2155	0.052	6.03		
18.257	47481	2291	0.048	6.41		
18.847	38195	1941	0.051	5.43	$	1 3,4-Dinitrotoluene
19.394	38016	1764	0.046	4.93		
21.124	39485	1910	0.048	5.34		
21.907	32676	1467	0.045	4.10		
23.324	684	57	0.083	0.15		
25.500	54484	2025	0.037	5.67		
26.567	2486	122	0.049	0.34		
27.527	38479	1421	0.037	3.97		
29.640	61616	1922	0.031	5.38		
31.030	938	66	0.070	0.18		
33.244	39826	761	0.019	2.13		20 PETN
	711969	35713		100.000		

Total unknown % height = 67.20

Data File: \\Terastation\share\GCdata\LC10.I\03012010.B\A-000012.d\A-000012.d
Date : 01-MAR-2010 19:35
Client ID:
Sample Info: CS_03 10CCSV0048 8330 ICAL L3 20ng/mL;1

Instrument: LC10.i
Operator: NS
Column diameter: 4.60

Column phase: SYNERGI HYDRORP C18

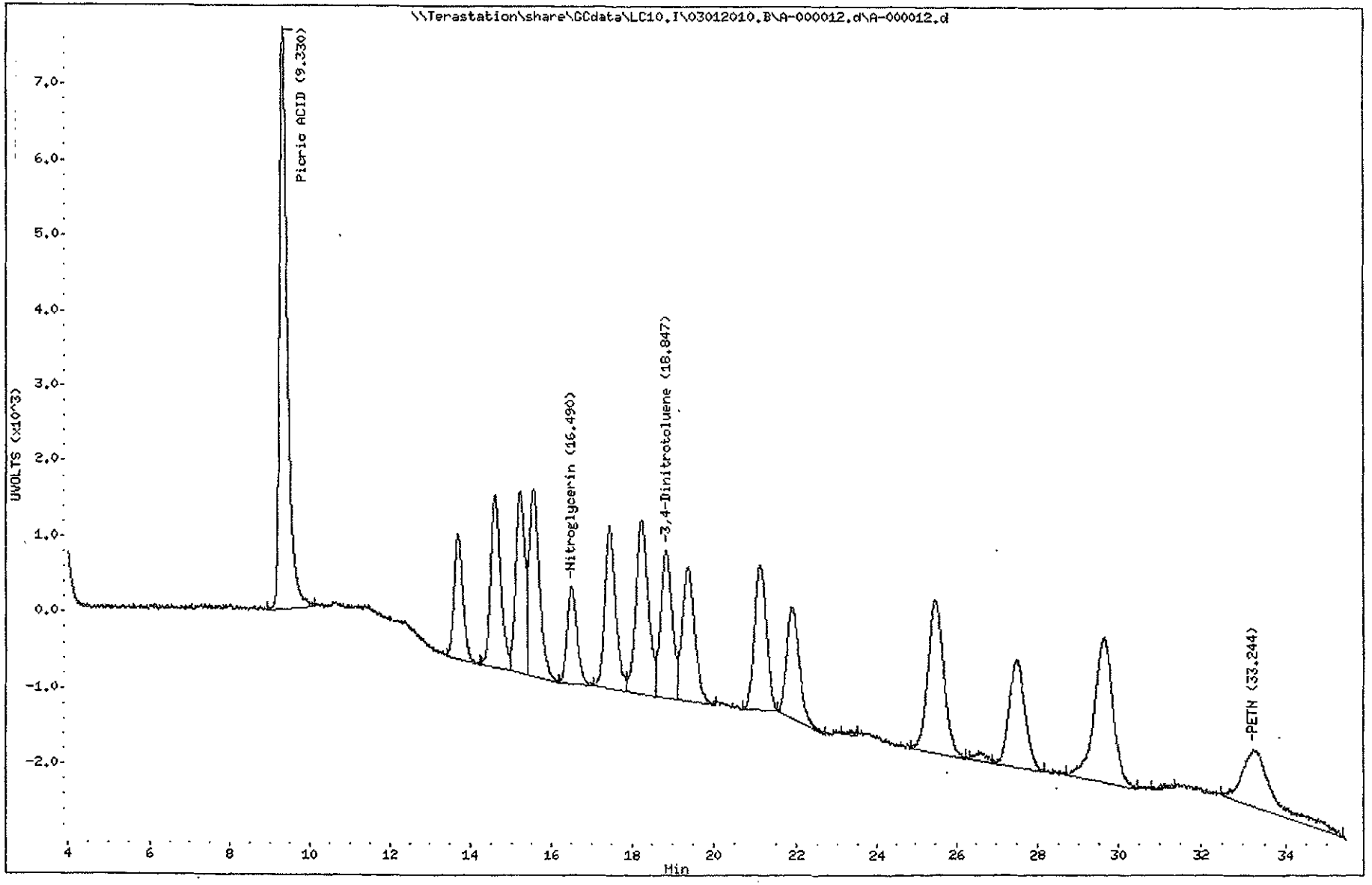

3421
North Canton

TestAmerica West Sacramento

A-000013.D

Chromatography Summary

Injection Date: 3/1/2010 20:24 **Operator:** NS

DataFile: LC10.I\03012010.B\A-000013.D **Vial Num:** 64

Instrument ID: LC10

Method 8330 Target Analyte Results

Sample : CS_04 10GCSV0049 8330 ICAL L4 50ng/mL

Method File: LC10.I\03012010.B\8330AB.M

Start Cal Date: 3/1/2010 17:59 **End Cal Date:** 3/1/2010 20:24

Dilution Factor	Extract Volume	Sample Volume	Sample Weight
1X	0 mL	0 mL	0 g

Matrix: NONE **SubList:** CAL.sub **SpikeList:**

Samp. Info: CS_04 10GCSV0049 8330 ICAL L4 50ng/mL;1

Misc. Info: ;4; ; , ;3,CAL.sub; ;0;1

	Synergi Hydro-RP C18(250nm-265nm)					Synergi Hydro-RP C18(358nm-205nm)				
Compound Name	RT	Response	Spike Level	Flag	Response Factor	RT	Response	Spike Level	Flag	Response Factor
3,4-Dinitrotoluene	18.81	2316	50		46.32	18.81	4744	50		94.88
HMX	5.46	6811	50		136.22✓			50		0
RDX	8.05	4789	50		95.78			50		0
Picric ACID	9.30	9168	100		91.68	9.30	13461	100		134.61
1,3,5-Trinitrobenzene	10.63	8360	50		167.2			50		0
1,3-Dinitrobenzene	13.68	8162	50		163.24			50		0
TETRYL	15.18	4408	50		88.16			50		0
Nitrobenzene	15.54	3846	50		76.92			50		0
2,4,6-Trinitrotoluene	17.44	4819	50		96.38			50		0
4-AM-2,6-DNT	18.21	3572	50		71.44			50		0
2-AM-4,6-DNT	19.36	4071	50		81.42			50		0
2,6-Dinitrotoluene	21.09	2815	50		56.3			50		0
2,4-Dinitrotoluene	21.89	4630	50		92.6			50		0
2-Nitrotoluene	25.50	2099	50		41.98			50		0
4-Nitrotoluene	27.49	2497	50		49.94			50		0
3-Nitrotoluene	29.65	2470	50		49.4			50		0
Nitroglycerin			50		0	16.47	3172	50		63.44
PETN			50		0	33.29	1531	50		30.62
3,5-Dinitroaniline	14.58	5320	50		106.4			50		0
EGDN			50		0			50		0

Notes:
M = Manually Integrated
D = Operator Disabled Result
O = Over Calibration Range

Signals Differ by More Than 40%
Signals Differ by More Than 50%

Printed: 3/2/2010 9:05 AM

TestAmerica West Sacramento

Method 8330

Data file : \\Terastation\share\GCdata\LC10.I\03012010.B\A-000013.d
Lab Smp Id: CS_04 10GCSV0049 83
Inj Date : 01-MAR-2010 20:24
Operator : NS Inst ID: LC10.i
Smp Info : CS_04 10GCSV0049 8330 ICAL L4 50ng/mL;1
Misc Info : ;4; ; ; ;3;CAL.sub; ;0;1
Comment : SOP SAC-LC-0009
Method : \\terastation\share\GCdata\LC10.I\03012010.B\8330AB.m
Meth Date : 02-Mar-2010 09:04 shafern Quant Type: AREA%
Cal Date : 01-MAR-2010 20:24 Cal File: A-000013.d
Als bottle: 64 Calibration Sample, Level: 4
Dil Factor: 1.00000
Integrator: Falcon+ Compound Sublist: CAL.sub
Target Version: 4.14
Processing Host: SACP307FK

RT	AREA	HEIGHT	HT/AREA	% HEIGHT		COMPOUNDS
5.458	45436	6811	0.150	8.48		2 HMX
8.048	49685	4789	0.096	5.96		3 RDX
9.304	126738	9168	0.072	11.49		5 Picric ACID
10.628	104984	8360	0.080	10.41		6 1,3,5-Trinitrobenze
13.684	127399	8162	0.064	10.16		7 1,3-Dinitrobenzene
14.578	87627	5320	0.061	6.62		8 3,5-Dinitroaniline
15.184	70751	4408	0.062	5.49		9 TETRYL
15.538	66616	3846	0.058	4.79		10 Nitrobenzene
16.414	794	49	0.062	0.06		
17.438	86851	4819	0.055	6.00		12 2,4,6-Trinitrotolue
18.214	68102	3572	0.052	4.44		13 4-AM-2,6-DNT
18.808	42245	2316	0.055	2.88	$	1 3,4-Dinitrotoluene
19.361	85824	4071	0.047	5.07		14 2-AM-4,6-DNT
21.091	57775	2815	0.049	3.50		15 2,6-Dinitrotoluene
21.891	100836	4630	0.046	5.76		16 2,4-Dinitrotoluene
25.498	55654	2099	0.038	2.61		17 2-Nitrotoluene
27.491	71148	2497	0.035	3.11		18 4-Nitrotoluene
29.651	75929	2470	0.033	3.07		19 3-Nitrotoluene
31.271	501	33	0.066	0.04		
33.598	774	52	0.067	0.06		
	1325667	80287		100.000		

Total unknown % height = 0.1600

Data File: \\Terastation\share\GCdata\LC10,I\03012010,B\A-000013.d
Date : 01-MAR-2010 20:24
Client ID:
Sample Info: CS_04 10GCSV0049 8330 ICAL L4 50ng/mL;1

Instrument: LC10,i
Operator: NS
Column diameter: 4.60

Column phase: SYNERGI HYDRORP C18

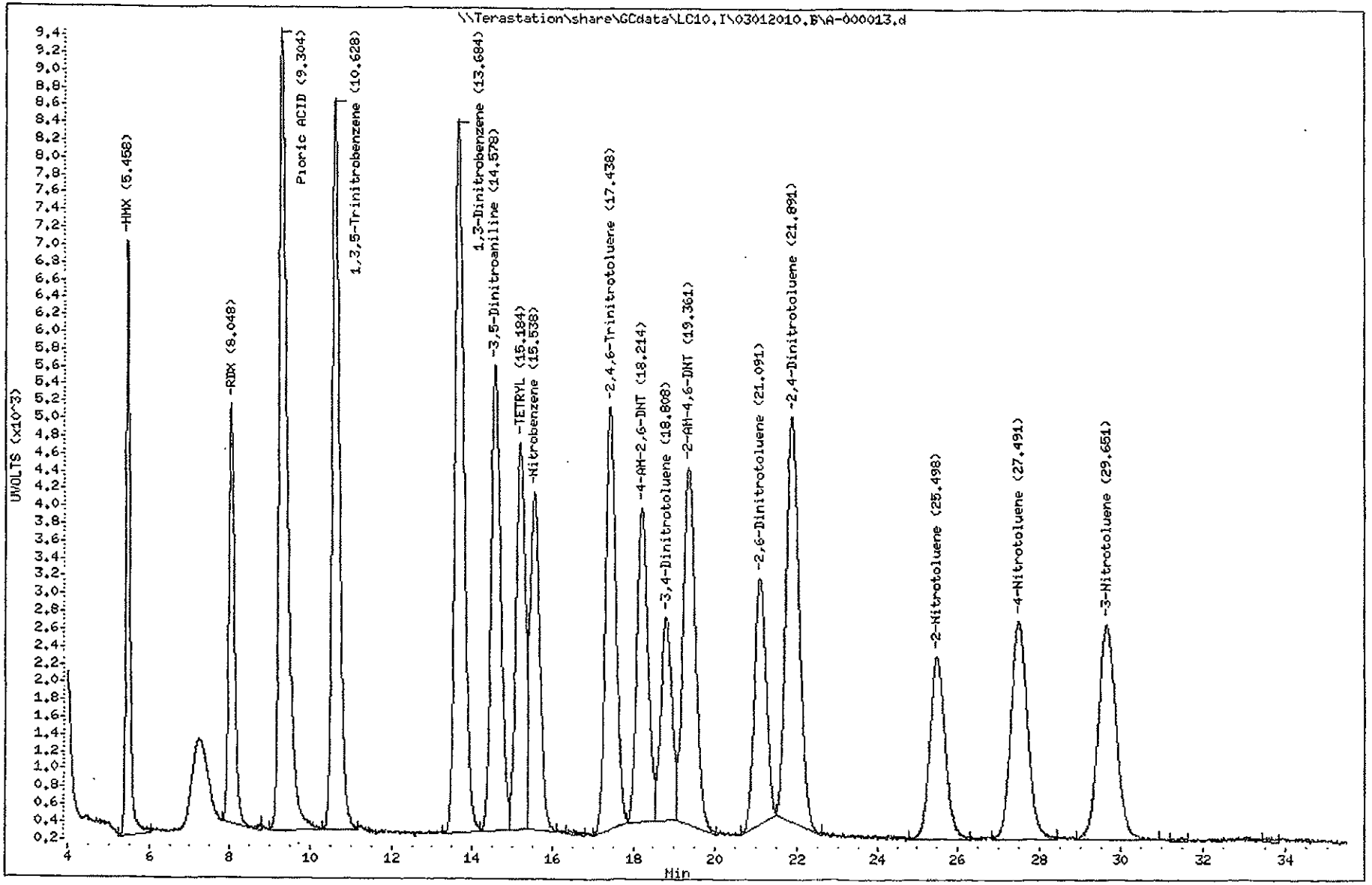

3424
North Canton

TestAmerica West Sacramento

Method 8330

Data file : \\Terastation\share\GCdata\LC10.I\03012010.B\A-000013.d\A-000013
Lab Smp Id: CS_04 10GCSV0049 83
Inj Date : 01-MAR-2010 20:24
Operator : NS Inst ID: LC10.i
Smp Info : CS_04 10GCSV0049 8330 ICAL L4 50ng/mL;1
Misc Info : ;4; ; ; ;3;CAL.sub; ;0;1
Comment : SOP SAC-LC-0009
Method : \\terastation\share\GCdata\LC10.I\03012010.B\8330AB.M\83302.m
Meth Date : 02-Mar-2010 09:05 shafern Quant Type: AREA%
Cal Date : 01-MAR-2010 20:24 Cal File: A-000013.d
Als bottle: 64 Calibration Sample, Level: 4
Dil Factor: 1.00000
Integrator: Falcon+ Compound Sublist: CAL.sub
Target Version: 4.14
Processing Host: SACP307FK

RT	AREA	HEIGHT	HT/AREA	% HEIGHT		COMPOUNDS
9.304	185295	13461	0.073	16.49		5 Picric ACID
10.614	3096	161	0.052	0.19		
13.678	65133	4218	0.065	5.13		
14.584	93353	5620	0.060	6.84		
15.184	96571	6042	0.063	7.36		
15.544	110731	6137	0.055	7.47		
16.468	53997	3172	0.059	3.86		11 Nitroglycerin
17.434	96161	5220	0.054	6.35		
18.227	107414	5450	0.051	6.63		
18.811	91472	4744	0.052	5.77	$	1 3,4-Dinitrotoluene
19.344	96900	4395	0.045	5.35		
21.094	100166	4846	0.048	5.90		
21.874	78671	3597	0.046	4.38		
23.294	251	35	0.139	0.04		
25.498	129596	4969	0.038	6.05		
26.711	1501	100	0.067	0.12		
27.504	102174	3635	0.036	4.42		
29.648	141933	4757	0.034	5.79		
33.291	54975	1531	0.028	1.86		20 PETN
	1609390	82090		100.000		

Total unknown % height = 72.02

Data File: \\Terastation\share\GCdata\LC10.I\03012010.B\A-000013.d\A-000013.d
Date : 01-MAR-2010 20:24
Client ID:
Sample Info: CS_04 10GCSV0049 8330 ICAL L4 50ng/mL;1

Instrument: LC10.i

Operator: NS
Column diameter: 4.60

Column phase: SYNERGI HYDRORP C18

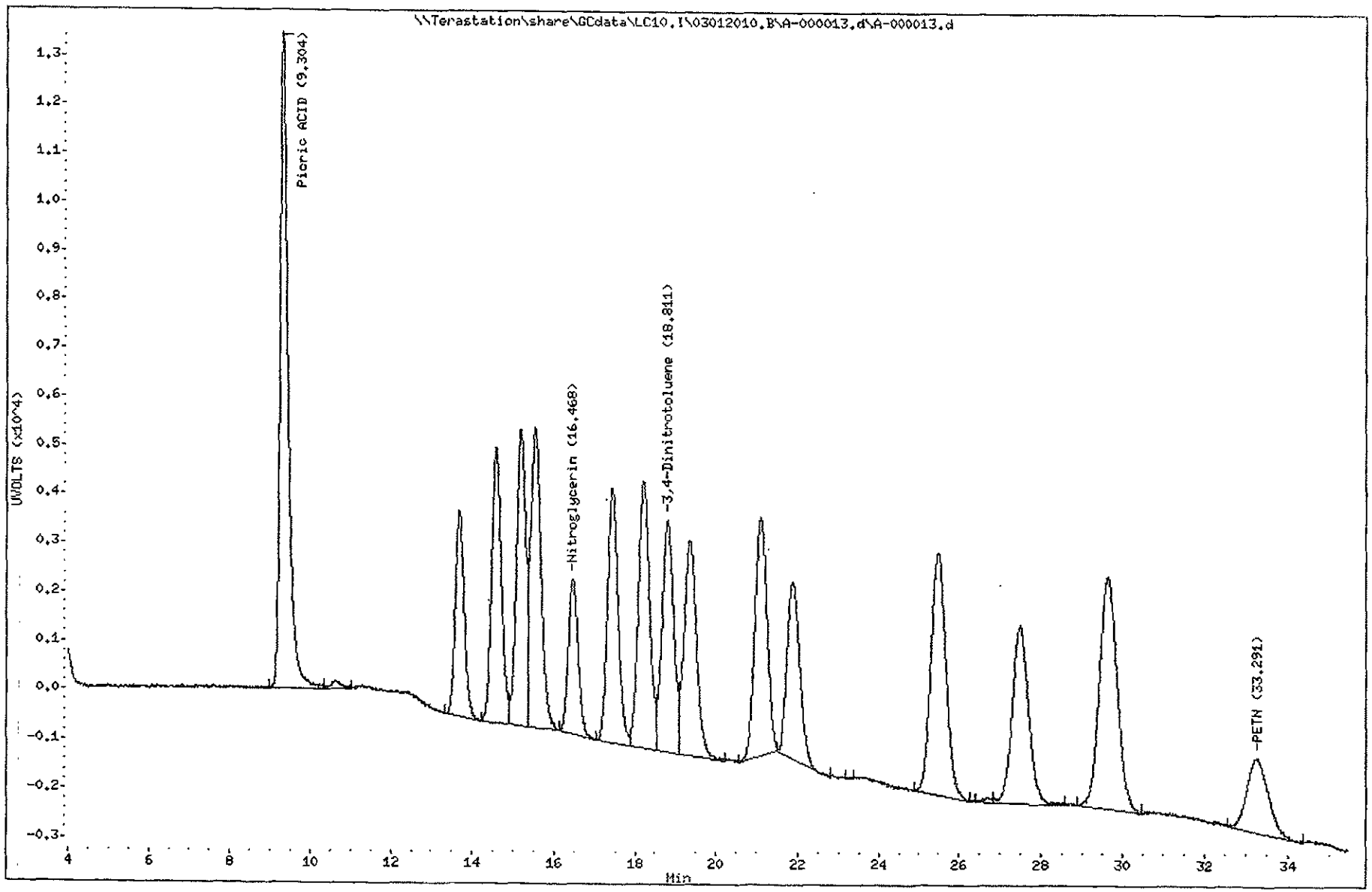

3426
North Canton

TestAmerica West Sacramento

A-000014.D

Chromatography Summary

Injection Date: 3/1/2010 21:12 **Operator:** NS

DataFile: LC10.I\03012010.B\A-000014.D **Vial Num:** 65

Instrument ID: LC10

Method 8330 Target Analyte Results

Sample : CS_05 10GCSV0072 8330 ICAL L5 100ng/mL

Method File: LC10.I\03012010.B\8330AB.M

Start Cal Date: 3/1/2010 17:59 **End Cal Date:** 3/1/2010 21:12

Dilution Factor	Extract Volume	Sample Volume	Sample Weight
1X	0 mL	0 mL	0 g

Matrix: NONE **SubList:** CAL.sub **SpikeList:**

Samp. Info: CS_05 10GCSV0072 8330 ICAL L5 100ng/mL;1

Misc. Info: ;5; ; ; ;3;CAL.sub; ;0,1

	Synergi Hydro-RP C18(250nm-265nm)					Synergi Hydro-RP C18(358nm-205nm)				
Compound Name	RT	Response	Spike Level	Flag	Response Factor	RT	Response	Spike Level	Flag	Response Factor
3,4-Dinitrotoluene	18.81	4722	100		47.22	18.81	9643	100		96.43
HMX	5.47	12992	100		129.92			100		0
RDX	8.06	9110	100		91.1			100		0
Picric ACID	9.29	18284	200		91.42	9.29	26894	200		134.47
1,3,5-Trinitrobenzene	10.63	16047	100		160.47			100		0
1,3-Dinitrobenzene	13.68	15623	100		156.23			100		0
TETRYL	15.19	8137	100		81.37			100		0
Nitrobenzene	15.54	7347	100		73.47			100		0
2,4,6-Trinitrotoluene	17.44	8994	100		89.94			100		0
4-AM-2,6-DNT	18.23	6860	100		68.6			100		0
2-AM-4,6-DNT	19.35	7804	100		78.04			100		0
2,6-Dinitrotoluene	21.10	5415	100		54.15			100		0
2,4-Dinitrotoluene	21.88	8851	100		88.51			100		0
2-Nitrotoluene	25.49	3996	100		39.96			100		0
4-Nitrotoluene	27.49	4760	100		47.6			100		0
3-Nitrotoluene	29.63	4686	100		46.86			100		0
Nitroglycerin			100		0	16.47	6294	100		62.94
PETN			100		0	33.25	3028	100		30.28
3,5-Dinitroaniline	14.59	10143	100		101.43			100		0
EGDN			100		0			100		0

Notes:

M = Manually Integrated

D = Operator Disabled Result

O = Over Calibration Range

Signals Differ by More Than 40%

Signals Differ by More Than 50%

Printed: 3/2/2010 9:05 AM

TestAmerica West Sacramento

Method 8330

Data file : \\Terastation\share\GCdata\LC10.I\03012010.B\A-000014.d
Lab Smp Id: CS_05 10GCSV0072 83
Inj Date : 01-MAR-2010 21:12
Operator : NS Inst ID: LC10.i
Smp Info : CS_05 10GCSV0072 8330 ICAL L5 100ng/mL;1
Misc Info : ;5; ; ; ;3;CAL.sub; ;0;1
Comment : SOP SAC-LC-0009
Method : \\terastation\share\GCdata\LC10.I\03012010.B\8330AB.m
Meth Date : 02-Mar-2010 09:05 shafern Quant Type: AREA%
Cal Date : 01-MAR-2010 21:12 Cal File: A-000014.d
Als bottle: 65 Calibration Sample, Level: 5
Dil Factor: 1.00000
Integrator: Falcon+ Compound Sublist: CAL.sub
Target Version: 4.14
Processing Host: SACP307FK

RT	AREA	HEIGHT	HT/AREA	% HEIGHT		COMPOUNDS
4.899	891	54	0.061	0.03		
5.465	84795	12992	0.153	8.43	2	HMX
8.059	94702	9110	0.096	5.91	3	RDX
8.752	1023	89	0.087	0.05		
9.292	250834	18284	0.073	11.98	5	Picric ACID
10.632	202288	16047	0.079	10.42	6	1,3,5-Trinitrobenze
13.149	154	48	0.313	0.03		
13.682	245159	15623	0.064	10.14	7	1,3-Dinitrobenzene
14.585	167761	10143	0.060	6.58	8	3,5-Dinitroaniline
15.192	128683	8137	0.063	5.28	9	TETRYL
15.542	129697	7347	0.057	4.77	10	Nitrobenzene
17.435	161386	8994	0.056	5.84	12	2,4,6-Trinitrotolue
18.225	130131	6860	0.053	4.45	13	4-AM-2,6-DNT
18.812	87264	4722	0.054	3.06	$ 1	3,4-Dinitrotoluene
19.352	162723	7804	0.048	5.06	14	2-AM-4,6-DNT
21.099	110606	5415	0.049	3.51	15	2,6-Dinitrotoluene
21.879	193383	8851	0.046	5.74	16	2,4-Dinitrotoluene
25.489	104870	3996	0.038	2.59	17	2-Nitrotoluene
27.492	133962	4760	0.036	3.09	18	4-Nitrotoluene
29.625	143046	4686	0.033	3.04	19	3-Nitrotoluene
	2533356	153962		100.000		

Total unknown % height = 0.1100

Data File: \\Terastation\share\GCdata\LC10.I\03012010.B\A-000014.d
Date : 01-MAR-2010 21:12
Client ID:
Sample Info: CS_05 10GCSV0072 8330 ICAL L5 100ng/mL;1

Instrument: LC10.i
Operator: NS
Column diameter: 4.60

Column phase: SYNERGI HYDRORP C18

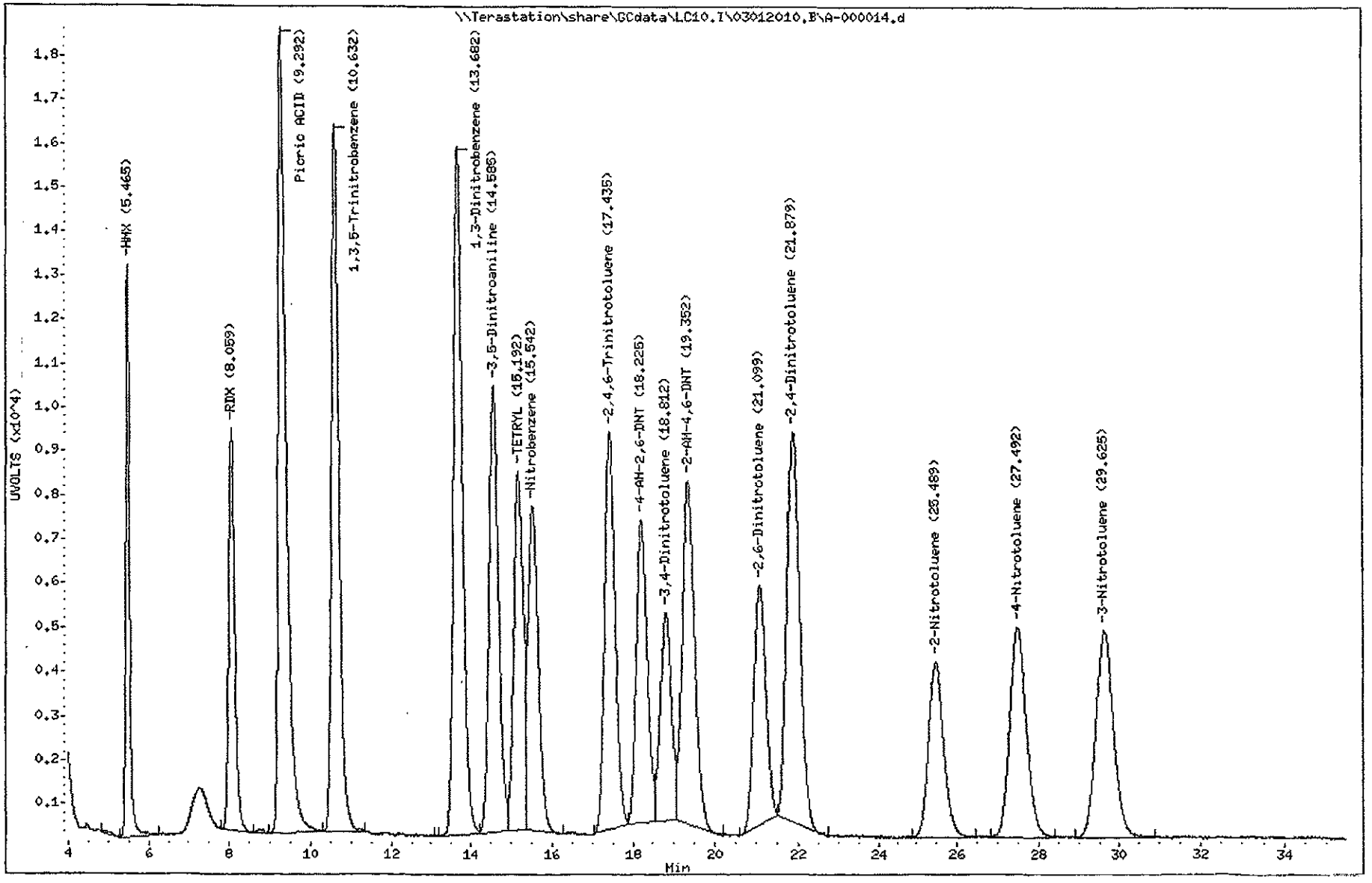

3429
North Canton

TestAmerica West Sacramento

Method 8330

Data file : \\Terastation\share\GCdata\LC10.I\03012010.B\A-000014.d\A-000014
Lab Smp Id: CS_05 10GCSV0072 83
Inj Date : 01-MAR-2010 21:12
Operator : NS Inst ID: LC10.i
Smp Info : CS_05 10GCSV0072 8330 ICAL L5 100ng/mL;1
Misc Info : ;5; ; ; ;3;CAL.sub; ;0;1
Comment : SOP SAC-LC-0009
Method : \\terastation\share\GCdata\LC10.I\03012010.B\8330AB.M\83302.m
Meth Date : 02-Mar-2010 09:05 shafern Quant Type: AREA%
Cal Date : 01-MAR-2010 21:12 Cal File: A-000014.d
Als bottle: 65 Calibration Sample, Level: 5
Dil Factor: 1.00000
Integrator: Falcon+ Compound Sublist: CAL.sub
Target Version: 4.14
Processing Host: SACP307FK

RT	AREA	HEIGHT	HT/AREA	% HEIGHT		COMPOUNDS
9.292	368801	26894	0.073	16.99		5 Picric ACID
10.642	3652	274	0.075	0.17		
13.685	126129	8084	0.064	5.08		
14.582	178328	10700	0.060	6.72		
15.192	176375	11068	0.063	6.95		
15.542	207658	11615	0.056	7.30		
16.472	107558	6294	0.059	3.95		11 Nitroglycerin
17.435	177451	9680	0.055	6.08		
18.222	206978	10475	0.051	6.58		
18.812	188383	9643	0.051	6.06	$	1 3,4-Dinitrotoluene
19.349	180809	8403	0.046	5.28		
21.095	210800	9689	0.046	6.09		
21.882	170677	7368	0.043	4.63		
25.492	247837	9554	0.039	6.00		
27.495	197576	6973	0.035	4.38		
29.625	284762	9302	0.033	5.84		
33.245	115468	3028	0.026	1.90		20 PETN
	3149242	159044		100.000		

Total unknown % height = 71.10

Data File: \\Terastation\share\GCdata\LC10.I\03012010.B\A-000014.d\A-000014.d
Date : 01-MAR-2010 21:12
Client ID:
Sample Info: CS_05 10GCSV0072 8330 ICAL L5 100ng/mL;1

Instrument: LC10.i
Operator: NS
Column diameter: 4.60

Column phase: SYNERGI HYDRORP C18

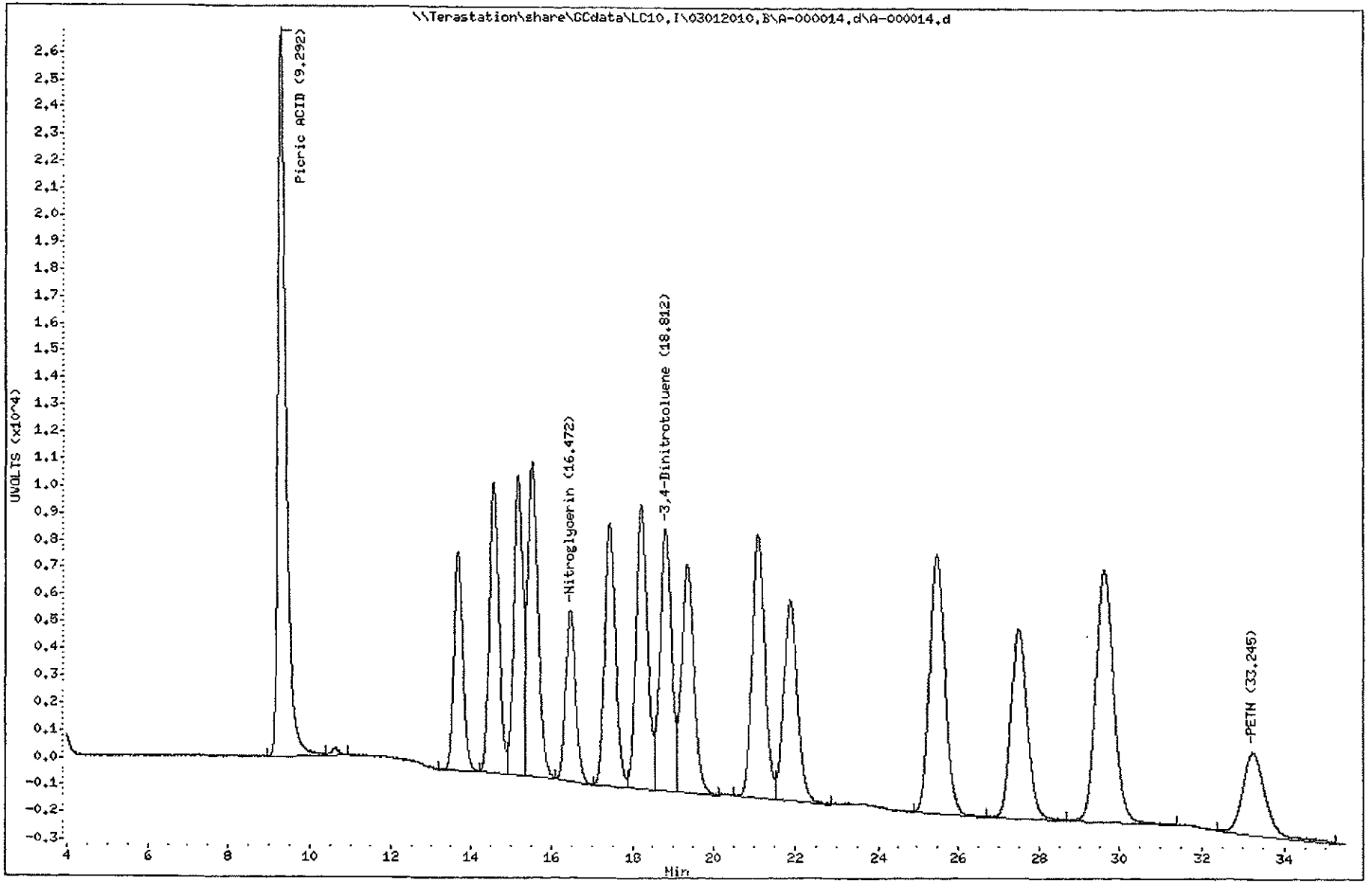

3431
North Canton

TestAmerica West Sacramento

A-000015.D

Chromatography Summary

Injection Date: 3/1/2010 22:01 Operator: NS

DataFile: LC10.I\03012010.B\A-000015.D Vial Num: 66

Instrument ID: LC10

Method 8330 Target Analyte Results

Sample : **CS_06 09GCSV0482 8330 ICAL L6 200ng/mL**

Method File: LC10.I\03012010.B\8330AB.M

Start Cal Date: 3/1/2010 17:59 End Cal Date: 3/1/2010 22:01

Dilution Factor	Extract Volume	Sample Volume	Sample Weight
1X	0 mL	0 mL	0 g

Matrix: NONE SubList: CAL.sub SpikeList:

Samp. Info: CS_06 09GCSV0482 8330 ICAL L6 200ng/mL;1

Misc. Info: ;6; ; ;3;CAL.sub; ;0;1

	Synergi Hydro-RP C18(250nm-265nm)					Synergi Hydro-RP C18(358nm-205nm)				
Compound Name	RT	Response	Spike Level	Flag	Response Factor	RT	Response	Spike Level	Flag	Response Factor
3,4-Dinitrotoluene	18.78	9276	200		46.38	18.78	19015	200		95.075
HMX	5.46	25936	200		129.68✓			200		0
RDX	8.05	18350	200		91.75			200		0
Picric ACID	9.23	42896	500		85.792	9.23	63395	500		126.79
1,3,5-Trinitrobenzene	10.62	32235	200		161.175			200		0
1,3-Dinitrobenzene	13.67	31365	200		156.825			200		0
TETRYL	15.17	18187	200		90.935			200		0
Nitrobenzene	15.53	14816	200		74.08			200		0
2,4,6-Trinitrotoluene	17.42	18851	200		94.255			200		0
4-AM-2,6-DNT	18.19	13722	200		68.61			200		0
2-AM-4,6-DNT	19.33	15663	200		78.315			200		0
2,6-Dinitrotoluene	21.07	10842	200		54.21			200		0
2,4-Dinitrotoluene	21.85	17751	200		88.755			200		0
2-Nitrotoluene	25.44	7986	200		39.93			200		0
4-Nitrotoluene	27.44	9602	200		48.01			200		0
3-Nitrotoluene	29.58	9394	200		46.97			200		0
Nitroglycerin			200		0	16.45	12767	200		63.835
PETN			200		0	33.19	6111	200		30.555
3,5-Dinitroaniline	14.56	20374	200		101.87			200		0
EGDN			200		0			200		0

Notes:
M = Manually Integrated
D = Operator Disabled Result
O = Over Calibration Range

Signals Differ by More Than 40%
Signals Differ by More Than 50%

Printed: 3/2/2010 9:05 AM

TestAmerica West Sacramento

Method 8330

Data file : \\Terastation\share\GCdata\LC10.I\03012010.B\A-000015.d
Lab Smp Id: CS_06 09GCSV0482 83
Inj Date : 01-MAR-2010 22:01
Operator : NS Inst ID: LC10.i
Smp Info : CS_06 09GCSV0482 8330 ICAL L6 200ng/mL;1
Misc Info : ;6; ; ; ;3;CAL.sub; ;0;1
Comment : SOP SAC-LC-0009
Method : \\terastation\share\GCdata\LC10.I\03012010.B\8330AB.m
Meth Date : 02-Mar-2010 09:05 shafern Quant Type: AREA%
Cal Date : 01-MAR-2010 22:01 Cal File: A-000015.d
Als bottle: 66 Calibration Sample, Level: 6
Dil Factor: 1.00000
Integrator: Falcon+ Compound Sublist: CAL.sub
Target Version: 4.14
Processing Host: SACP307FK

RT	AREA	HEIGHT	HT/AREA	% HEIGHT		COMPOUNDS
5.457	166216	25936	0.156	8.16		2 HMX
8.047	189677	18350	0.097	5.77		3 RDX
8.730	1631	159	0.098	0.05		
9.234	591132	42896	0.073	13.61		5 Picric ACID
10.624	407448	32235	0.079	10.15		6 1,3,5-Trinitrobenze
11.860	1644	86	0.052	0.02		
13.670	488611	31365	0.064	9.87		7 1,3-Dinitrobenzene
14.560	335467	20374	0.061	6.41		8 3,5-Dinitroaniline
15.170	289540	18187	0.063	5.72		9 TETRYL
15.527	259183	14816	0.057	4.66		10 Nitrobenzene
17.417	336323	18851	0.056	5.93		12 2,4,6-Trinitrotolue
18.194	257823	13722	0.053	4.32		13 4-AM-2,6-DNT
18.784	169956	9276	0.055	2.92	$	1 3,4-Dinitrotoluene
19.327	325914	15663	0.048	4.93		14 2-AM-4,6-DNT
21.070	220190	10842	0.049	3.41		15 2,6-Dinitrotoluene
21.850	386688	17751	0.046	5.59		16 2,4-Dinitrotoluene
25.444	208911	7986	0.038	2.51		17 2-Nitrotoluene
27.440	270259	9602	0.036	3.02		18 4-Nitrotoluene
29.584	284175	9394	0.033	2.95		19 3-Nitrotoluene
	5190789	317491		100.000		

Total unknown % height = 0.07000

Data File: \\Terastation\share\GCdata\LC10.I\03012010.B\A-000015.d
Date : 01-MAR-2010 22:01
Client ID:
Sample Info: CS_06 09GCSV0482 8330 ICAL L6 200ng/mL;1

Instrument: LC10.i
Operator: NS
Column diameter: 4.60

Column phase: SYNERGI HYDRORP C18

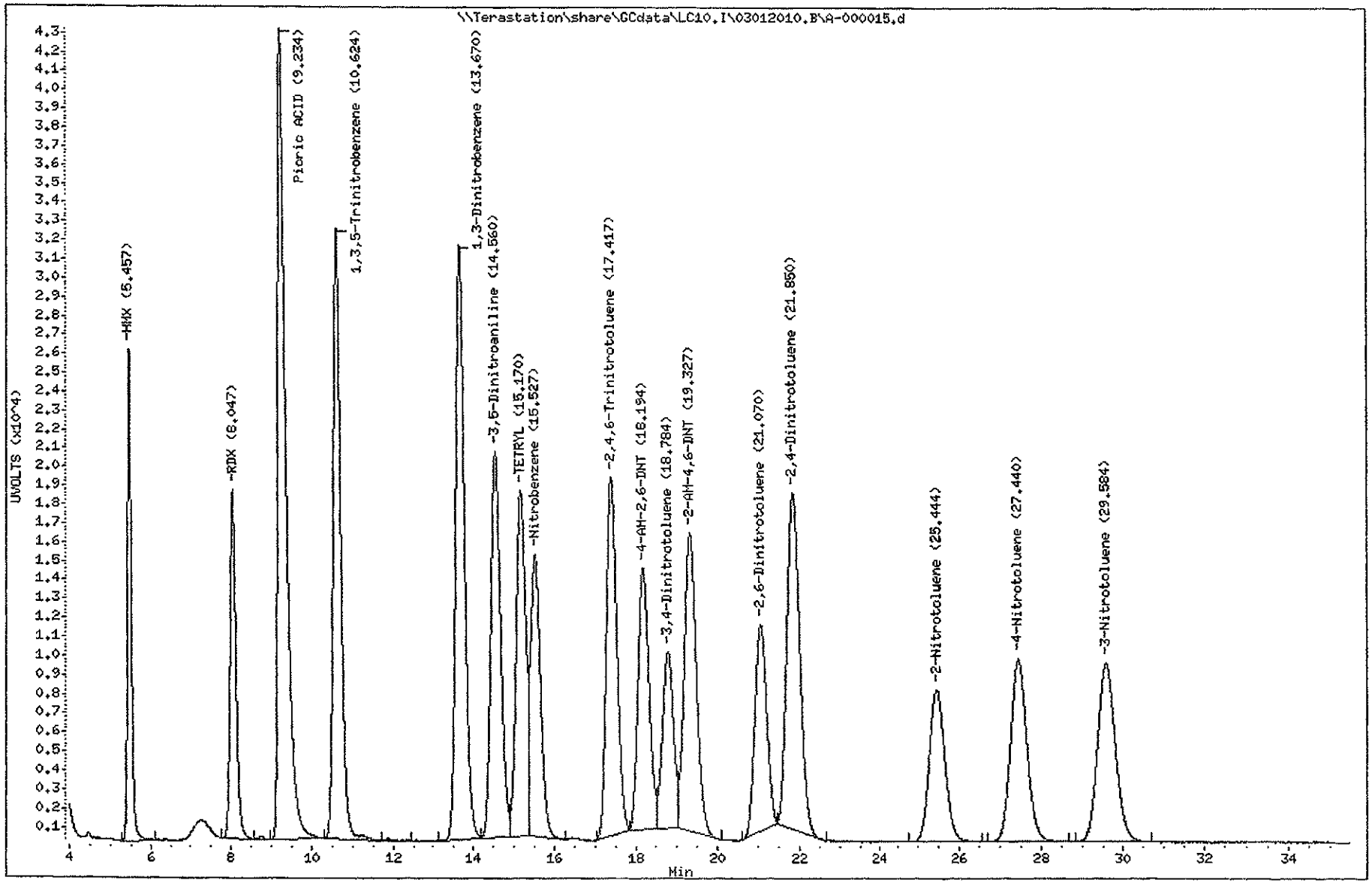

3434
North Canton

TestAmerica West Sacramento

Method 8330

Data file : \\Terastation\share\GCdata\LC10.I\03012010.B\A-000015.d\A-000015
Lab Smp Id: CS_06 09GCSV0482 83
Inj Date : 01-MAR-2010 22:01
Operator : NS Inst ID: LC10.i
Smp Info : CS_06 09GCSV0482 8330 ICAL L6 200ng/mL;1
Misc Info : ;6; ; ; ;3;CAL.sub; ;0;1
Comment : SOP SAC-LC-0009
Method : \\terastation\share\GCdata\LC10.I\03012010.B\8330AB.M\83302.m
Meth Date : 02-Mar-2010 09:05 shafern Quant Type: AREA%
Cal Date : 01-MAR-2010 22:01 Cal File: A-000015.d
Als bottle: 66 Calibration Sample, Level: 6
Dil Factor: 1.00000
Integrator: Falcon+ Compound Sublist: CAL.sub
Target Version: 4.14
Processing Host: SACP307FK

RT	AREA	HEIGHT	HT/AREA	% HEIGHT		COMPOUNDS
9.234	877907	63395	0.072	19.19		5 Picric ACID
10.604	7563	502	0.066	0.15		
13.670	251870	16263	0.065	4.90		
14.560	352985	21428	0.061	6.46		
15.170	390872	24641	0.063	7.42		
15.530	411489	23218	0.056	7.00		
16.454	217083	12767	0.059	3.84		11 Nitroglycerin
17.417	374262	20442	0.055	6.16		
18.194	411896	21054	0.051	6.34		
18.780	370374	19015	0.051	5.73	$	1 3,4-Dinitrotoluene
19.324	363092	16897	0.047	5.09		
21.070	421536	19456	0.046	5.86		
21.850	338306	14649	0.043	4.41		
25.447	503563	19242	0.038	5.80		
27.447	392412	13998	0.036	4.22		
29.580	556077	18569	0.033	5.59		
33.194	224921	6111	0.027	1.84		20 PETN
	6466209	331647		100.000		

Total unknown % height = 69.40

Data File: \\Terastation\share\GCdata\LC10.I\03012010.B\A-000015.d\A-000015.d
Date : 01-MAR-2010 22:01
Client ID:
Sample Info: CS_06 09CCSV0482 8330 ICAL L6 200ng/mL;1

Instrument: LC10.i
Operator: NS
Column diameter: 4.60

Column phase: SYNERGI HYDRORP C18

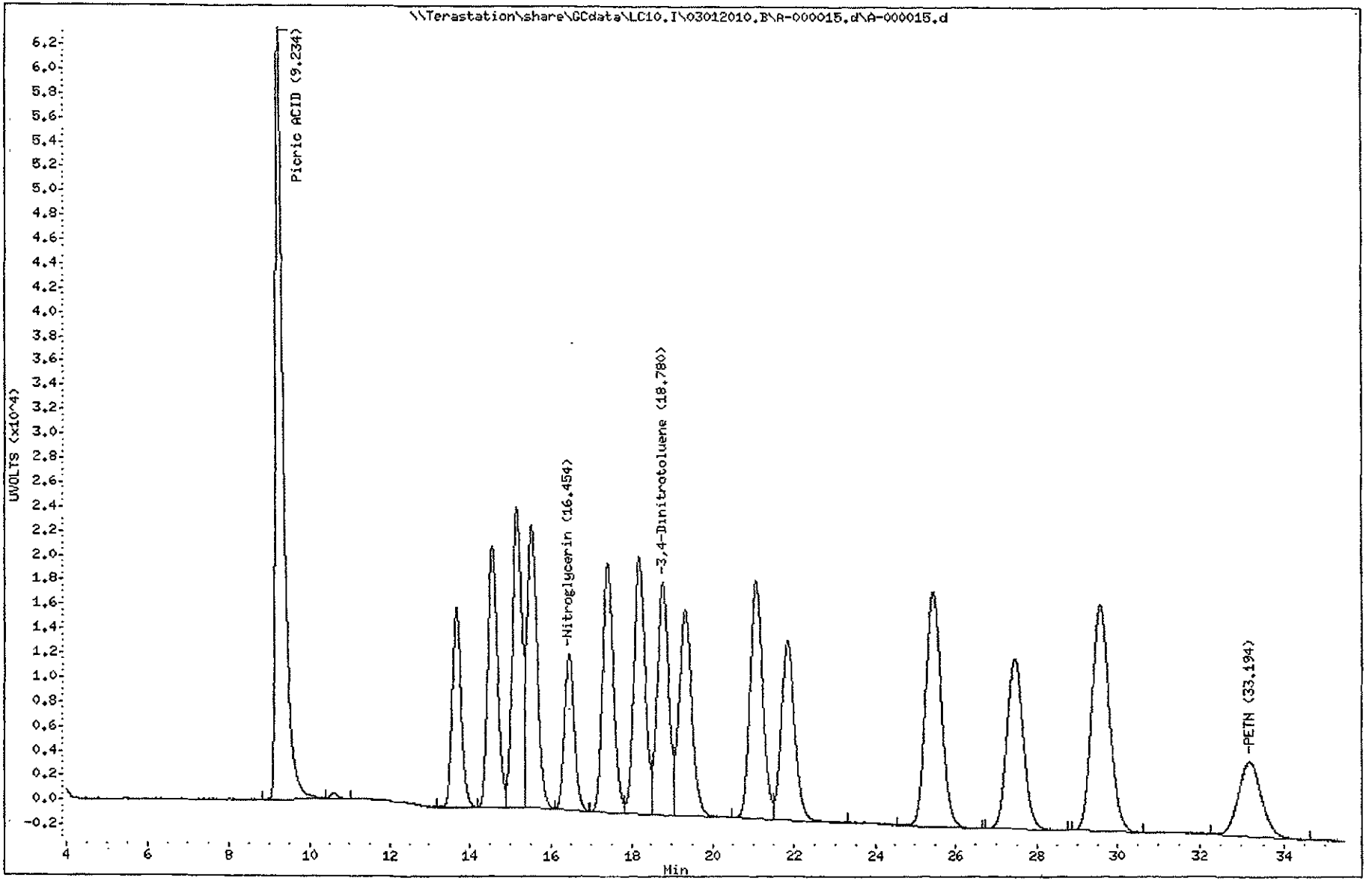

3436
North Canton

TestAmerica West Sacramento

A-000016.D

Chromatography Summary

Method 8330 Target Analyte Results

Injection Date: 3/1/2010 22:49 Operator: NS

DataFile: LC10.I\03012010.B\A-000016.D Vial Num: 67

Instrument ID: LC10

Sample: **CS_07 10GCSV0050 8330 ICAL L7 500ng/mL**

Method File: LC10.I\03012010.B\8330AB.M

Start Cal Date: 3/1/2010 17:59 End Cal Date: 3/1/2010 23:38

Dilution Factor	Extract Volume	Sample Volume	Sample Weight
1X	0 mL	0 mL	0 g

Matrix: NONE SubList: CAL.sub SpikeList:

Samp. Info: CS_07 10GCSV0050 8330 ICAL L7 500ng/mL;1

Misc. Info: ;7; ; ; ;3;CAL.sub, ;0;1

	Synergi Hydro-RP C18(250nm-265nm)					Synergi Hydro-RP C18(358nm-205nm)				
Compound Name	RT	Response	Spike Level	Flag	Response Factor	RT	Response	Spike Level	Flag	Response Factor
3,4-Dinitrotoluene	18.77	15143	300		50.47666667	18.77	28557	300		95.19
HMX	5.45	62615	500		125.23			500		0
RDX	8.02	41614	500		83.228			500		0
Picric ACID	9.16	80007	1000		80.007	9.16	118234	1000		118.234
1,3,5-Trinitrobenzene	10.60	76711	500		153.422			500		0
1,3-Dinitrobenzene	13.65	73699	500		147.398			500		0
TETRYL	15.17	42860	500		85.72			500		0
Nitrobenzene	15.51	35969	500		71.938			500		0
2,4,6-Trinitrotoluene	17.41	46415	500		92.83			500		0
4-AM-2,6-DNT	18.18	34807	500		69.614			500		0
2-AM-4,6-DNT	19.31	39096	500		78.192			500		0
2,6-Dinitrotoluene	21.06	27792	500		55.584			500		0
2,4-Dinitrotoluene	21.83	45016	500		90.032			500		0
2-Nitrotoluene	25.43	19577	500		39.154			500		0
4-Nitrotoluene	27.43	23579	500		47.158			500		0
3-Nitrotoluene	29.56	23281	500		46.562			500		0
Nitroglycerin			500		0	16.45	31894	500		63.788
PETN			500		0	33.18	15365	500		30.73
3,5-Dinitroaniline	14.55	48271	500		96.542			500		0
EGDN			500		0			500		0

Notes:
M = Manually Integrated
D = Operator Disabled Result
O = Over Calibration Range

Signals Differ by More Than 40%
Signals Differ by More Than 50%

Printed: 3/2/2010 9:13 AM

TestAmerica West Sacramento

Method 8330

Data file : \\Terastation\share\GCdata\LC10.I\03012010.B\A-000016.d
Lab Smp Id: CS_07 10GCSV0050 83
Inj Date : 01-MAR-2010 22:49
Operator : NS Inst ID: LC10.i
Smp Info : CS_07 10GCSV0050 8330 ICAL L7 500ng/mL;1
Misc Info : ;7; ; ; ;3;CAL.sub; ;0;1
Comment : SOP SAC-LC-0009
Method : \\terastation\share\GCdata\LC10.I\03012010.B\8330AB.m
Meth Date : 02-Mar-2010 09:06 shafern Quant Type: AREA%
Cal Date : 01-MAR-2010 22:49 Cal File: A-000016.d
Als bottle: 67 Calibration Sample, Level: 7
Dil Factor: 1.00000
Integrator: Falcon+ Compound Sublist: CAL.sub
Target Version: 4.14
Processing Host: SACP307FK

RT	AREA	HEIGHT	HT/AREA	% HEIGHT		COMPOUNDS
5.451	416901	62615	0.150	8.49		2 HMX
8.024	480570	41614	0.087	5.64		3 RDX
8.731	3125	314	0.100	0.04		
9.165	1211667	80007	0.066	10.94		5 Picric ACID
10.605	1035221	76711	0.074	10.40		6 1,3,5-Trinitrobenze
11.848	1527	100	0.066	0.01		
13.655	1252608	73699	0.059	9.99		7 1,3-Dinitrobenzene
14.548	871282	48271	0.055	6.54		8 3,5-Dinitroaniline
15.168	708842	42860	0.060	5.81		9 TETRYL
15.508	678947	35969	0.053	4.87		10 Nitrobenzene
16.441	12261	474	0.039	0.06		
17.408	880489	46415	0.053	6.29		12 2,4,6-Trinitrotolue
18.181	728730	34807	0.048	4.72		13 4-AM-2,6-DNT
18.771	295106	15143	0.051	2.05	$	1 3,4-Dinitrotoluene
19.308	895530	39096	0.044	5.30		14 2-AM-4,6-DNT
21.058	624449	27792	0.045	3.76		15 2,6-Dinitrotoluene
21.835	1077151	45016	0.042	6.10		16 2,4-Dinitrotoluene
25.435	527736	19577	0.037	2.65		17 2-Nitrotoluene
27.435	681957	23579	0.035	3.19		18 4-Nitrotoluene
29.565	724652	23281	0.032	3.15		19 3-Nitrotoluene
33.008	394	56	0.142	0.00		
	13109141	737396		100.000		

Total unknown % height = 0.1100

Data File: \\Terastation\share\GCdata\LC10.I\03012010.B\A-000016.d
Date : 01-MAR-2010 22:49
Client ID:
Sample Info: CS_07 10GCSV0050 8330 ICAL L7 500ng/mL;1

Instrument: LC10.i

Operator: NS
Column diameter: 4.60

Column phase: SYNERGI HYDRORP C18

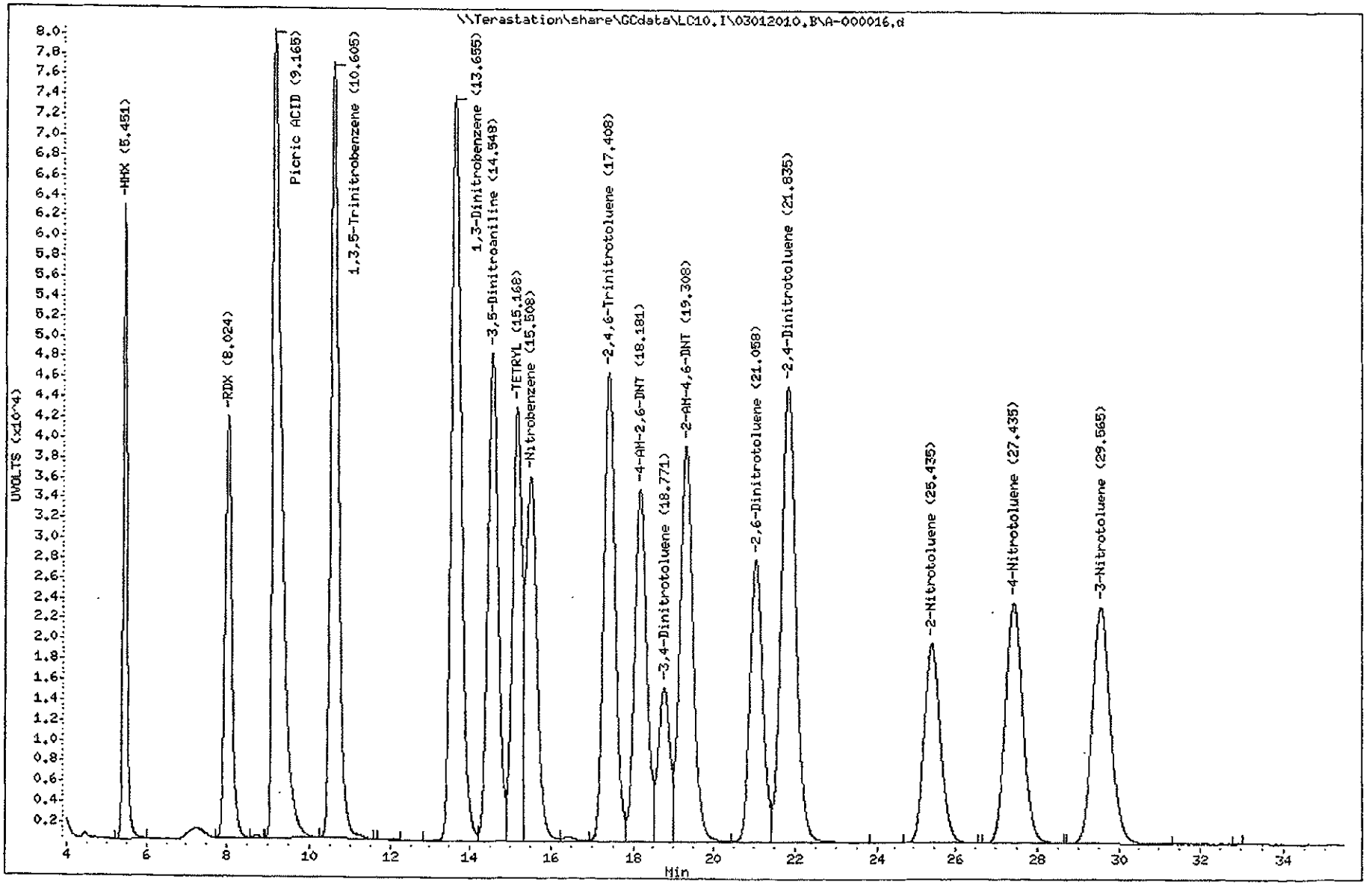

3439
North Canton

TestAmerica West Sacramento

Method 8330

Data file : \\Terastation\share\GCdata\LC10.I\03012010.B\A-000016.d\A-000016
Lab Smp Id: CS_07 10GCSV0050 83
Inj Date : 01-MAR-2010 22:49
Operator : NS Inst ID: LC10.i
Smp Info : CS_07 10GCSV0050 8330 ICAL L7 500ng/mL;1
Misc Info : ;7; ; ; ;3;CAL.sub; ;0;1
Comment : SOP SAC-LC-0009
Method : \\terastation\share\GCdata\LC10.I\03012010.B\8330AB.M\83302.m
Meth Date : 02-Mar-2010 09:06 shafern Quant Type: AREA%
Cal Date : 01-MAR-2010 22:49 Cal File: A-000016.d
Als bottle: 67 Calibration Sample, Level: 7
Dil Factor: 1.00000
Integrator: Falcon+ Compound Sublist: CAL.sub
Target Version: 4.14
Processing Host: SACP307FK

RT	AREA	HEIGHT	HT/AREA	% HEIGHT		COMPOUNDS
5.485	1226	134	0.109	0.01		
9.165	1801880	118234	0.066	15.92		5 Picric ACID
10.601	18148	1185	0.065	0.15		
13.655	634901	38065	0.060	5.09		
14.548	888354	50040	0.056	6.69		
15.168	920443	56978	0.062	7.62		
15.508	1035218	55007	0.053	7.36		
16.448	556361	31894	0.057	4.26		11 Nitroglycerin
17.408	925782	49266	0.053	6.59		
18.181	1051955	50896	0.048	6.81		
18.768	569495	28557	0.050	3.82	$	1 3,4-Dinitrotoluene
19.308	920348	40623	0.044	5.43		
21.058	1064633	47412	0.045	6.34		
21.835	858571	35861	0.042	4.79		
24.598	268	47	0.175	0.00		
25.431	1265176	46976	0.037	6.28		
27.435	989216	34437	0.035	4.60		
29.568	1436953	46330	0.032	6.19		
33.181	561924	15365	0.027	2.05		20 PETN
	15500852	747307		100.000		

Total unknown % height = 73.95

Data File: \\Terastation\share\GCdata\LC10.I\03012010.B\A-000016.d\A-000016.d
Date : 01-MAR-2010 22:49
Client ID:
Sample Info: CS_07 10GCSV0050 8330 ICAL L7 500ng/mL;1

Instrument: LC10.i
Operator: NS
Column diameter: 4.60

Column phase: SYNERGI HYDRORP C18

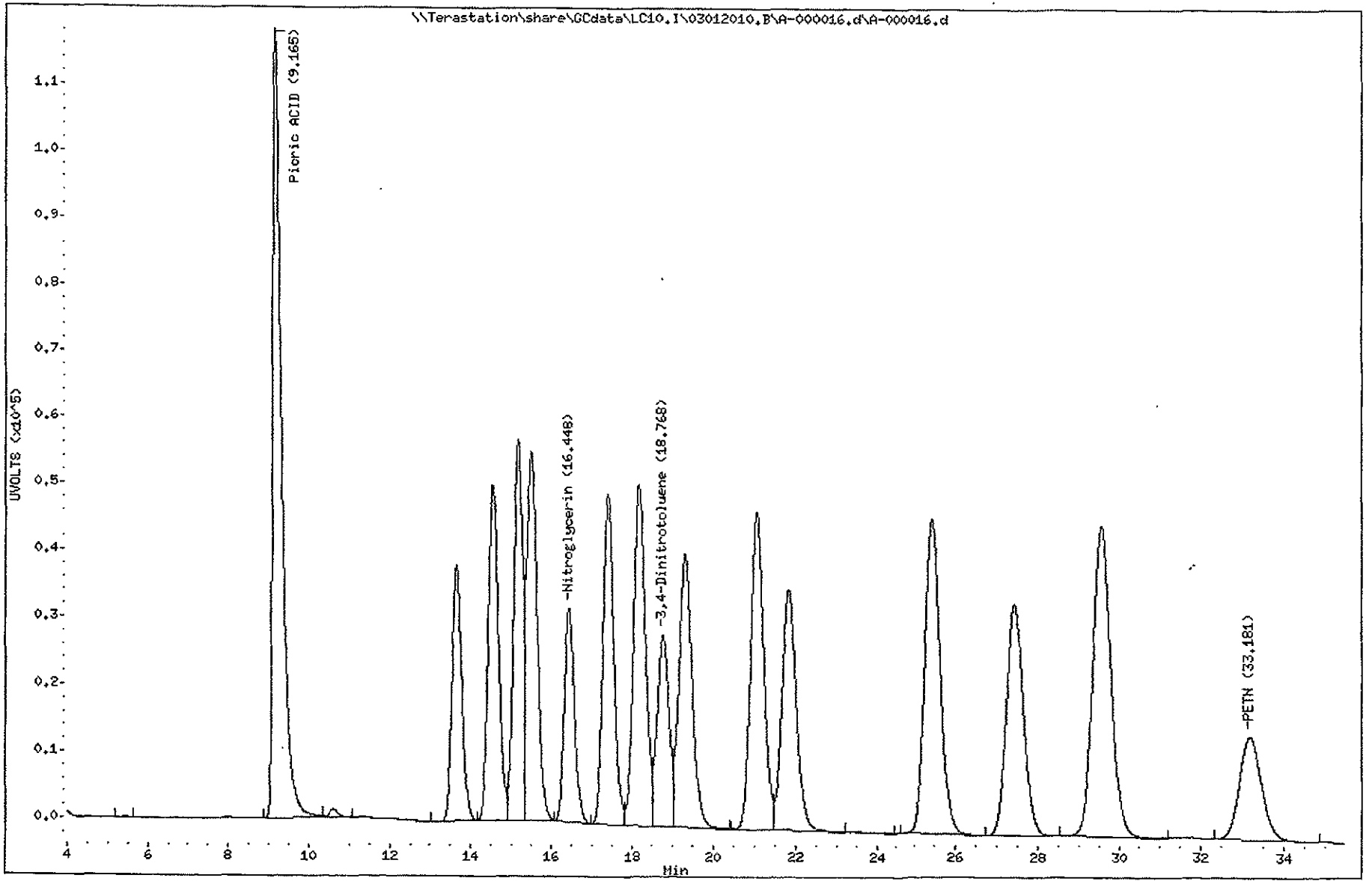

3441
North Canton

TestAmerica West Sacramento

A-000017.D

Chromatography Summary

Injection Date: 3/1/2010 23:38 Operator: NS

DataFile: LC10.I\03012010.B\A-000017.D Vial Num: 68

Instrument ID: LC10

Method 8330 Target Analyte Results

Sample : **CS_8 10GCSV0051 8330 ICAL L8 1000ng/mL**

Method File: LC10.I\03012010.B\8330AB.M

Start Cal Date: 3/1/2010 17:59 End Cal Date: 3/1/2010 23:38

Dilution Factor	Extract Volume	Sample Volume	Sample Weight
1X	0 mL	0 mL	0 g

Matrix: NONE SubList: CAL.sub SpikeList:

Samp. Info: CS_8 10GCSV0051 8330 ICAL L8 1000ng/mL;1

Misc. Info: ;8; ; ; ;3;CAL.sub; ;0;1

	Synergi Hydro-RP C18(250nm-265nm)					Synergi Hydro-RP C18(358nm-205nm)				
Compound Name	RT	Response	Spike Level	Flag	Response Factor	RT	Response	Spike Level	Flag	Response Factor
3,4-Dinitrotoluene	18.72	24230	500	O	48.46	18.72	45462	500		90.924
HMX	5.43	113959	1000		113.959			1000		0
RDX	7.98	69009	1000		69.009			1000		0
Picric ACID	9.05	140424	2000		70.212	9.05	207615	2000		103.8075
1,3,5-Trinitrobenzene	10.57	138309	1000		138.309			1000		0
1,3-Dinitrobenzene	13.60	129439	1000		129.439			1000		0
TETRYL	15.13	82698	1000		82.698			1000		0
Nitrobenzene	15.44	65004	1000		65.004			1000		0
2,4,6-Trinitrotoluene	17.37	87754	1000		87.754			1000		0
4-AM-2,6-DNT	18.12	63160	1000		63.16			1000		0
2-AM-4,6-DNT	19.24	70541	1000		70.541			1000		0
2,6-Dinitrotoluene	21.00	51559	1000		51.559			1000		0
2,4-Dinitrotoluene	21.78	83626	1000		83.626			1000		0
2-Nitrotoluene	25.38	36496	1000		36.496			1000		0
4-Nitrotoluene	27.38	44327	1000		44.327			1000		0
3-Nitrotoluene	29.52	43900	1000		43.9			1000		0
Nitroglycerin			1000		0	16.40	58641	1000		58.641
PETN			1000		0	33.18	29443	1000		29.443
3,5-Dinitroaniline	14.48	83803	1000		83.803			1000		0
EGDN			1000		0			1000		0

Notes:

M = Manually Integrated

D = Operator Disabled Result

O = Over Calibration Range

Signals Differ by More Than 40%

Signals Differ by More Than 50%

Printed: 3/2/2010 9:13 AM

TestAmerica West Sacramento

Method 8330

Data file : \\Terastation\share\GCdata\LC10.I\03012010.B\A-000017.d
Lab Smp Id: CS_8 10GCSV0051 833
Inj Date : 01-MAR-2010 23:38
Operator : NS Inst ID: LC10.i
Smp Info : CS_8 10GCSV0051 8330 ICAL L8 1000ng/mL;1
Misc Info : ;8; ; ; ;3;CAL.sub; ;0;1
Comment : SOP SAC-LC-0009
Method : \\terastation\share\GCdata\LC10.I\03012010.B\8330AB.m
Meth Date : 02-Mar-2010 09:06 shafern Quant Type: AREA%
Cal Date : 01-MAR-2010 23:38 Cal File: A-000017.d
Als bottle: 68 Calibration Sample, Level: 8
Dil Factor: 1.00000
Integrator: Falcon+ Compound Sublist: CAL.sub
Target Version: 4.14
Processing Host: SACP307FK

RT	AREA	HEIGHT	HT/AREA	% HEIGHT		COMPOUNDS
5.427	827431	113959	0.138	8.56		2 HMX
7.981	952597	69009	0.072	5.18		3 RDX
8.691	5167	488	0.094	0.03		
9.047	2441773	140424	0.058	10.67		5 Picric ACID
10.567	2048475	138309	0.068	10.40		6 1,3,5-Trinitrobenze
11.704	2378	130	0.055	0.00		
12.737	105	32	0.305	0.00		
13.601	2473570	129439	0.052	9.73		7 1,3-Dinitrobenzene
14.484	1724514	83803	0.049	6.30		8 3,5-Dinitroaniline
15.127	1459896	82698	0.057	6.21		9 TETRYL
15.437	1289673	65004	0.050	4.88		10 Nitrobenzene
16.384	20053	821	0.041	0.06		
17.367	1740145	87754	0.050	6.59		12 2,4,6-Trinitrotolue
18.117	1447688	63160	0.044	4.74		13 4-AM-2,6-DNT
18.717	479754	24230	0.051	1.82	$	1 3,4-Dinitrotoluene
19.244	1783414	70541	0.040	5.30		14 2-AM-4,6-DNT
21.004	1228917	51559	0.042	3.87		15 2,6-Dinitrotoluene
21.784	2134514	83626	0.039	6.28		16 2,4-Dinitrotoluene
25.377	1045252	36496	0.035	2.74		17 2-Nitrotoluene
27.384	1350743	44327	0.033	3.33		18 4-Nitrotoluene
29.524	1430938	43900	0.031	3.30		19 3-Nitrotoluene
33.121	6765	174	0.026	0.01		
	25893762	1329883		100.000		

Total unknown % height = 0.1000

Data File: \\Terastation\share\GCdata\LC10.I\03012010.B\A-000017.d
Date : 01-MAR-2010 23:38
Client ID:
Sample Info: CS_8 10CCSV0051 8330 ICAL L8 1000ng/mL;1

Column phase: SYNERGI HYDRORP C18

Instrument: LC10.i

Operator: NS
Column diameter: 4.60

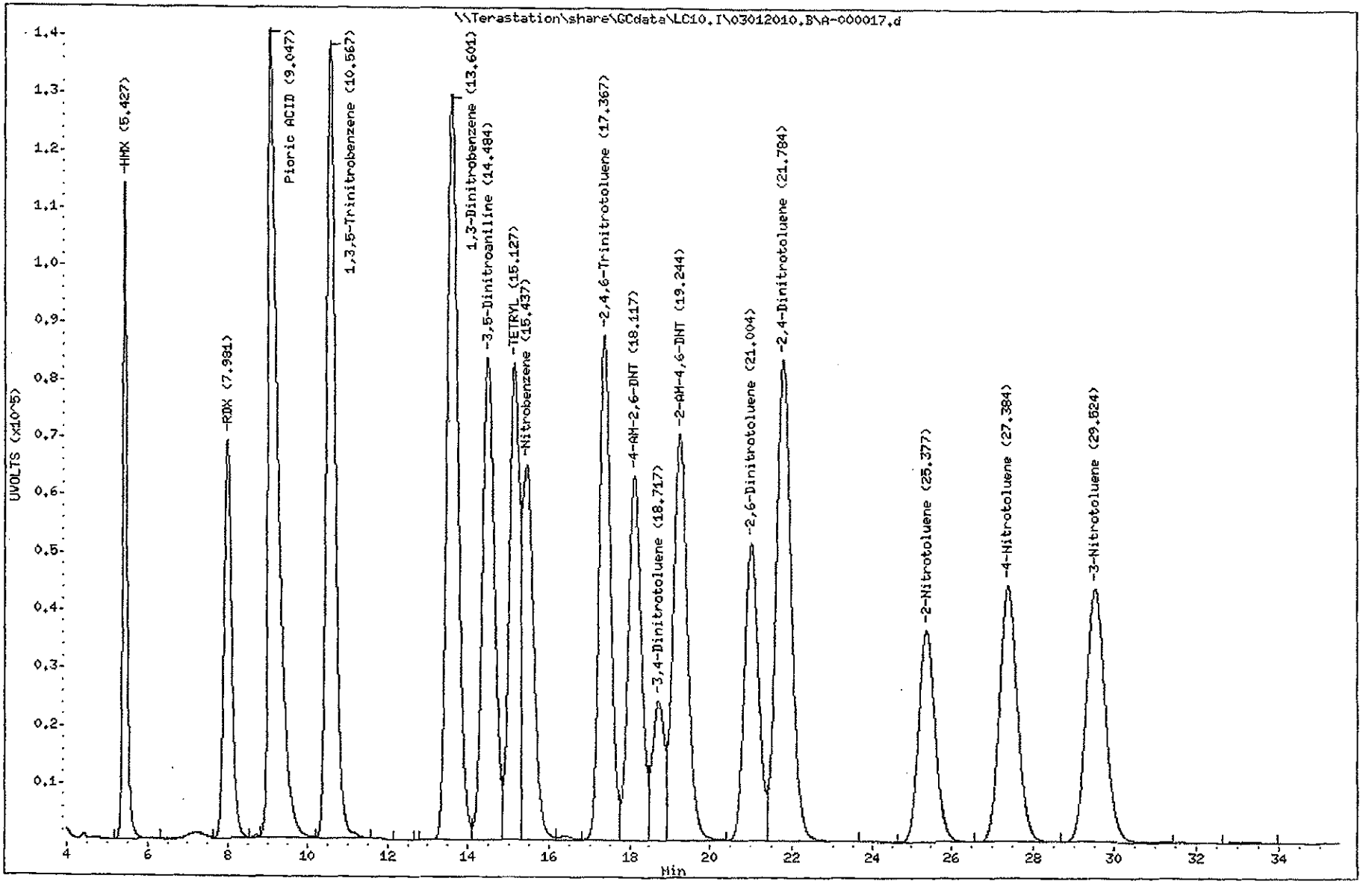

TestAmerica West Sacramento

Method 8330

Data file : \\Terastation\share\GCdata\LC10.I\03012010.B\A-000017.d\A-000017
Lab Smp Id: CS_8 10GCSV0051 833
Inj Date : 01-MAR-2010 23:38
Operator : NS Inst ID: LC10.i
Smp Info : CS_8 10GCSV0051 8330 ICAL L8 1000ng/mL;1
Misc Info : ;8; ; ; ;3;CAL.sub; ;0;1
Comment : SOP SAC-LC-0009
Method : \\terastation\share\GCdata\LC10.I\03012010.B\8330AB.M\83302.m
Meth Date : 02-Mar-2010 09:06 shafern Quant Type: AREA%
Cal Date : 01-MAR-2010 23:38 Cal File: A-000017.d
Als bottle: 68 Calibration Sample, Level: 8
Dil Factor: 1.00000
Integrator: Falcon+ Compound Sublist: CAL.sub
Target Version: 4.14
Processing Host: SACP307FK

RT	AREA	HEIGHT	HT/AREA	% HEIGHT			COMPOUNDS
5.447	1758	206	0.117	0.01			
9.047	3637561	207615	0.057	15.38		5	Picric ACID
10.571	37430	2140	0.057	0.15			
13.601	1240595	66569	0.054	4.90			
14.484	1731770	86220	0.050	6.35			
15.127	1874057	109833	0.059	8.09			
15.444	1974943	98419	0.050	7.25			
16.401	1064874	58641	0.055	4.32		11	Nitroglycerin
17.367	1824539	93001	0.051	6.85			
18.117	2091139	92202	0.044	6.79			
18.717	934453	45462	0.049	3.34	$	1	3,4-Dinitrotoluene
19.241	1843762	73481	0.040	5.41			
21.004	2100182	87867	0.042	6.47			
21.784	1707651	66631	0.039	4.90			
24.551	1208	115	0.095	0.00			
25.377	2506382	87542	0.035	6.44			
27.384	1957874	64603	0.033	4.75			
29.524	2846434	87440	0.031	6.44			
33.177	1095804	29443	0.027	2.16		20	PETN
	30472416	1357430		100.000			

Total unknown % height = 74.80

Data File: \\Terastation\share\GCdata\LC10.I\03012010.B\A-000017.d\A-000017.d

Date : 01-MAR-2010 23:38

Client ID:

Instrument: LC10.i

Sample Info: CS_8 10GCSV0051 8330 ICAL L8 1000ng/mL;1

Operator: NS

Column phase: SYNERGI HYDRORP C18

Column diameter: 4.60

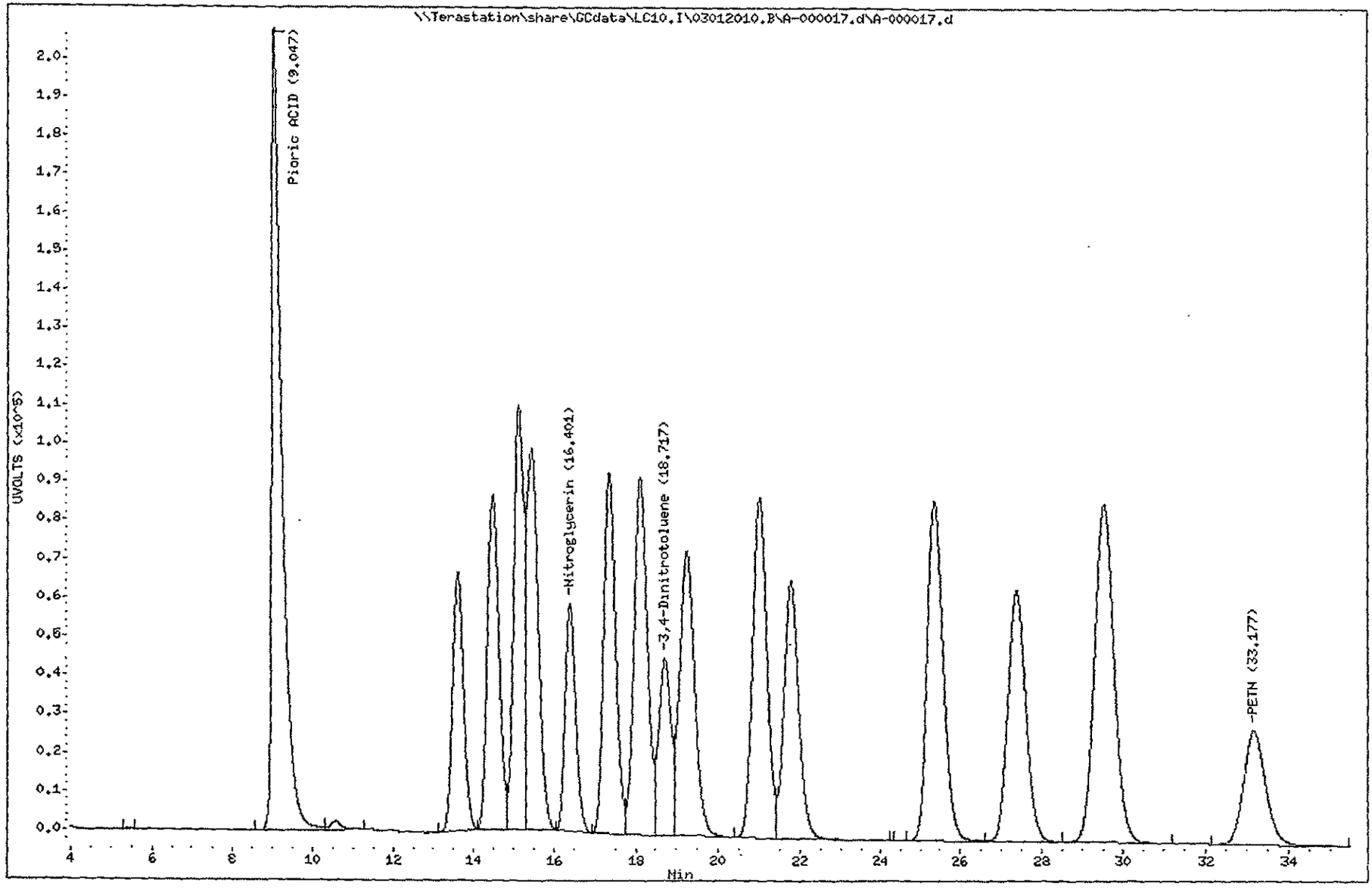

TestAmerica
THE LEADER IN ENVIRONMENTAL TESTING

West Sacramento

GC/HPLC ICAL Checklist

Instrument ID: LC9-CN ICAL ID: 03032010 Method: 8330

Analytes Included in curve (with dates): 8330 All, NB, PETN, 3,5 DNA

A. Included Sections of ICAL	Analyst	Reviewer	N/A
1. ICAL Summary included (for both columns if applicable).	✓	✓	
2. ICAL Runlog included.	✓	✓	
3. ICV Included and moved to after summary.	✓	✓	
4. PEM meets requirements and is included for 8081.			✓
5. Alkane Marker included for 8015 TPH.			✓
6. ICAL Raw Data included for all analytes.	✓	✓	
B. ICAL Summary			
1. All analytes meet %RSD or linear regression requirements.	✓	✓	
2. ICAL meets requirements stated in SOP.	✓	✓	
2. Any levels dropped are reviewed and appropriate.			✓
3. All analytes in ICAL are in the ICAL summary.	✓	✓	
4. RFs are calculated correctly. Perform Manual calculation.	✓	✓	
C. ICAL Analysis			
1. Manual Integrations reviewed and appropriate.			✓
2. All peaks correctly identified.	✓	✓	
3. No analytes have saturated peaks.	✓	✓	
4. RT windows set correctly (8015 TPH).			✓
5. ICV meets requirements and is run after the ICAL.	✓	✓	
6. Standards used in ICAL are current.	✓	✓	
7. ICAL is copied to source method.	✓	✓	

Curve Valid for:	Yes	No	Criteria
Standard SOP	✓		RSD ≤20%, r≥ 0.995 (intercept <1/2RL for 8081,8082, NQ, 8310) and (<RL for 8330) and r>0.990 (intercept <RL for 8015), ICV≤15%, PEM ≤15%
DOD QSM V3	✓		RSD ≤20%, r≥ 0.995, ICV≤20%, PEM ≤15%
AFCEE 3.1	✓		RSD ≤20%, r≥ 0.995, ICV≤15%, PEM ≤15%
AFCEE 4.0	✓		RSD ≤20%, r≥ 0.995, ICV≤20% (8081, 8082, 8015) and ICV≤25% (8330,8310), PEM ≤15%

Analyst: [signature] Date: 3/4/10

Reviewer: [signature] Date: 3/4/2010

Comments:

Report Date : 04-Mar-2010 10:14

TestAmerica West Sacramento

INITIAL CALIBRATION DATA

Start Cal Date : 03-MAR-2010 19:39
End Cal Date : 04-MAR-2010 03:18
Quant Method : ESTD
Target Version : 4.14
Integrator : HP Genie
Method file : \\Terastation\share\GCdata\LC9.I\03032010.B\8330METCNAB.M
Last Edit : 04-Mar-2010 10:14 shafern

Calibration File Names:
Level 1: \\Terastation\share\GCdata\GCdata\LC9.I\03032010.B\C-000004.d
Level 2: \\Terastation\share\GCdata\GCdata\LC9.I\03032010.B\C-000005.d
Level 3: \\Terastation\share\GCdata\GCdata\LC9.I\03032010.B\C-000006.d
Level 4: \\Terastation\share\GCdata\GCdata\LC9.I\03032010.B\C-000007.d
Level 5: \\Terastation\share\GCdata\GCdata\LC9.I\03032010.B\C-000008.d
Level 6: \\Terastation\share\GCdata\GCdata\LC9.I\03032010.B\C-000009.d
Level 7: \\Terastation\share\GCdata\GCdata\LC9.I\03032010.B\C-000010.d
Level 8: \\Terastation\share\GCdata\GCdata\LC9.I\03032010.B\C-000011.d

Compound	5.0000 Level 1	10.0000 Level 2	20.0000 Level 3	50.0000 Level 4	100.0000 Level 5	200.0000 Level 6	Curve	Coefficients b	m1	m2	%RSD or R^2	
	500.0000 Level 7	1000.0000 Level 8										
2 TNX	+++++	+++++	+++++	+++++	+++++	+++++						
	+++++	+++++					AVRG		0.000e+000		0.000e+000	<-
3 DNX	+++++	+++++	+++++	+++++	+++++	+++++						
	+++++	+++++					AVRG		0.000e+000		0.000e+000	<-
4 HMX	42.00000	42.00000	39.55000	40.30000	38.38000	38.14000						
	37.78800	34.70100					AVRG		39.10738		6.18657	

TestAmerica West Sacramento

INITIAL CALIBRATION DATA

Start Cal Date : 03-MAR-2010 19:39
End Cal Date : 04-MAR-2010 03:18
Quant Method : ESTD
Target Version : 4.14
Integrator : HP Genie
Method file : \\Terastation\share\GCdata\LC9.I\03032010.B\8330METCNAB.M
Last Edit : 04-Mar-2010 10:14 shafern

Compound	5.0000 Level 1	10.0000 Level 2	20.0000 Level 3	50.0000 Level 4	100.0000 Level 5	200.0000 Level 6	Curve	Coefficients b	m1	m2	%RSD or R^2	
	500.0000 Level 7	1000.0000 Level 8										
5 MNX	+++++	+++++	+++++	+++++	+++++	+++++						
	+++++	+++++					AVRG		0.000e+000		0.000e+000	<-
6 EGDN	+++++	+++++	+++++	+++++	+++++	+++++						
	+++++	+++++					AVRG		0.000e+000		0.000e+000	<-
7 RDX	38.40000	37.10000	38.10000	35.58000	34.31000	34.06000						
	31.93600	27.77800					AVRG		34.65800		10.22367	
8 Picric ACID	+++++	+++++	+++++	+++++	+++++	+++++						
	+++++	+++++					AVRG		0.000e+000		0.000e+000	
9 1,3,5-Trinitrobenzene	64.80000	62.90000	63.10000	61.74000	59.17000	59.16000						
	58.22800	53.70200					AVRG		60.35000		5.85191	
10 1,3-Dinitrobenzene	86.60000	84.90000	84.05000	82.46000	79.38000	79.41500						
	75.13000	65.65000					AVRG		79.69812		8.47906	
11 3,5-Dinitroaniline	59.60000	57.60000	58.70000	56.66000	54.48000	54.27500						
	51.76400	45.35600					AVRG		54.80438		8.39955	

TestAmerica West Sacramento

INITIAL CALIBRATION DATA

Start Cal Date : 03-MAR-2010 19:39
End Cal Date : 04-MAR-2010 03:18
Quant Method : ESTD
Target Version : 4.14
Integrator : HP Genie
Method file : \\Terastation\share\GCdata\LC9.I\03032010.B\8330METCNAB.M
Last Edit : 04-Mar-2010 10:14 shafern

Compound	5.0000 Level 1	10.0000 Level 2	20.0000 Level 3	50.0000 Level 4	100.0000 Level 5	200.0000 Level 6	500.0000 Level 7	1000.0000 Level 8	Curve	Coefficients b	m1	m2	%RSD or R^2
12 TETRYL	138	144	138	142	133	147							
	137	130							AVRG		139		4.05740
13 Nitrobenzene	38.60000	40.70000	41.95000	40.64000	39.22000	39.09500							
	35.95200	30.55000							AVRG		38.33838		9.44015
14 Nitroglycerin	+++++	+++++	+++++	+++++	+++++	+++++							
	+++++	+++++							AVRG		0.000e+000		0.000e+000
15 2,4,6-Trinitrotoluene	50.40000	48.50000	47.10000	48.86000	45.77000	47.18500							
	46.53400	43.92800							AVRG		47.28463		4.21707
16 4-AM-2,6-DNT	378	578	1082	2205	3964	8014							
	20320	39783							LINR	-4.65787	39.70529		0.99989
17 2-AM-4,6-DNT	83.20000	70.90000	69.80000	64.38000	61.05000	61.34000							
	59.22000	53.74000							AVRG		65.45375		13.87115
18 2,6-Dinitrotoluene	41.80000	40.90000	40.15000	37.18000	35.66000	35.13000							
	35.12800	31.30900							AVRG		37.15713		9.60663

3450

North Canton

TestAmerica West Sacramento

INITIAL CALIBRATION DATA

Start Cal Date : 03-MAR-2010 19:39
End Cal Date : 04-MAR-2010 03:18
Quant Method : ESTD
Target Version : 4.14
Integrator : HP Genie
Method file : \\Terastation\share\GCdata\LC9.I\03032010.B\8330METCNAB.M
Last Edit : 04-Mar-2010 10:14 shafern

Compound	5.0000 Level 1	10.0000 Level 2	20.0000 Level 3	50.0000 Level 4	100.0000 Level 5	200.0000 Level 6	Curve	b	Coefficients m1	m2	%RSD or R^2	
	500.0000 Level 7	1000.0000 Level 8										
19 2,4-Dinitrotoluene	64.40000	63.70000	64.65000	61.76000	59.69000	59.53000						
	57.53000	52.13500					AVRG		60.42437		6.98244	
20 2-Nitrotoluene	17.10000	19.00000	19.75000	18.29000	17.45500	17.55250						
	17.14700	15.68900					AVRG		17.74794		7.06764	
21 4-Nitrotoluene	+++++	+++++	+++++	+++++	+++++	+++++						
	+++++	+++++					AVRG		0.000e+000		0.000e+000	<-
22 3-Nitrotoluene	25.00000	27.90000	28.55000	26.42000	25.17000	25.18500						3/4/2010 New
	24.26000	22.63400					AVRG		25.63988		7.51112	
23 PETN	+++++	+++++	+++++	+++++	+++++	+++++						
	+++++	+++++					AVRG		0.000e+000		0.000e+000	
$ 1 3,4-Dinitrotoluene	+++++	33.90000	29.65000	31.48000	32.27000	30.66000						
	31.27000	28.59000					AVRG		31.11714		5.56257	

TestAmerica West Sacramento

INITIAL CALIBRATION DATA

Start Cal Date : 03-MAR-2010 19:39
End Cal Date : 04-MAR-2010 03:18
Quant Method : ESTD
Target Version : 4.14
Integrator : HP Genie
Method file : \\Terastation\share\GCdata\LC9.I\03032010.B\8330METCNAB.M
Last Edit : 04-Mar-2010 10:14 shafern

Curve	Formula	Units
Averaged	Amt = Rsp/ml	Response
Linear	Amt = b + Rsp/ml	Response

Report Date: 04-Mar-2010 10:00

Calibration History

Method : \\Terastation\share\GCdata\LC9.I\03032010.B\8330METCNAB.M
Start Cal Date: 03-MAR-2010 19:39
End Cal Date : 04-MAR-2010 03:18
Last Cal Level: 8
Last Cal Type : Continuing Calibration

Initial Calibration

Injection Date	Sublist	Calibration File
Cal Level: 1 , Cal Amount: 5.00000		
03-MAR-2010 19:39	CAL	\\Terastation\share\GCdata\LC9.I\03032010.B\C-000004.d
Cal Level: 2 , Cal Amount: 10.00000		
03-MAR-2010 20:45	CAL	\\Terastation\share\GCdata\LC9.I\03032010.B\C-000005.d
Cal Level: 3 , Cal Amount: 20.00000		
03-MAR-2010 21:50	CAL	\\Terastation\share\GCdata\LC9.I\03032010.B\C-000006.d
Cal Level: 4 , Cal Amount: 50.00000		
03-MAR-2010 22:56	CAL	\\Terastation\share\GCdata\LC9.I\03032010.B\C-000007.d
Cal Level: 5 , Cal Amount: 100.00000		
04-MAR-2010 00:01	CAL	\\Terastation\share\GCdata\LC9.I\03032010.B\C-000008.d
Cal Level: 6 , Cal Amount: 200.00000		
04-MAR-2010 01:07	CAL	\\Terastation\share\GCdata\LC9.I\03032010.B\C-000009.d
Cal Level: 7 , Cal Amount: 500.00000		
04-MAR-2010 02:12	CAL	\\Terastation\share\GCdata\LC9.I\03032010.B\C-000010.d
Cal Level: 8 , Cal Amount: 1000.00000		

04-MAR-2010 03:18	CAL	
\\Terastation\share\GCdata\LC9.I\03032010.B\C-000011.d		

Continuing Calibration
Ccal Level Mode: BY SAMPLE

04-MAR-2010 06:34	CAL	
\\Terastation\share\GCdata\LC9.I\03032010.B\C-000014.d		
04-MAR-2010 05:29	CAL	
\\Terastation\share\GCdata\LC9.I\03032010.B\C-000013.d		
04-MAR-2010 00:01	CAL	
\\Terastation\share\GCdata\LC9.I\03032010.B\C-000008.d		

TestAmerica West Sacramento

INITIAL CALIBRATION DATA

Start Cal Date : 03-MAR-2010 20:45
End Cal Date : 04-MAR-2010 03:18
Quant Method : ESTD
Origin : Disabled
Target Version : 4.14
Integrator : HP Genie
Method file : \\Terastation\share\GCdata\LC9.I\03032010.B\8330METCNAB.M\
Last Edit : 04-Mar-2010 09:46 tap
Curve Type : Average

Calibration File Names:
Level 2: \\Terastation\share\GCdata\GCdata\LC9.I\03032010.B\C-000005.d\C-000
Level 3: \\Terastation\share\GCdata\GCdata\LC9.I\03032010.B\C-000006.d\C-000
Level 4: \\Terastation\share\GCdata\GCdata\LC9.I\03032010.B\C-000007.d\C-000
Level 5: \\Terastation\share\GCdata\GCdata\LC9.I\03032010.B\C-000008.d\C-000
Level 6: \\Terastation\share\GCdata\GCdata\LC9.I\03032010.B\C-000009.d\C-000
Level 7: \\Terastation\share\GCdata\GCdata\LC9.I\03032010.B\C-000010.d\C-000
Level 8: \\Terastation\share\GCdata\GCdata\LC9.I\03032010.B\C-000011.d\C-000

Compound	10.000 Level 2	20.000 Level 3	50.000 Level 4	100.000 Level 5	200.000 Level 6	500.000 Level 7	1000.000 Level 8	___ RRF	% RSD
2 TNX	+++++	+++++	+++++	+++++	+++++	+++++	+++++	+++++	+++++
3 DNX	+++++	+++++	+++++	+++++	+++++	+++++	+++++	+++++	+++++
4 HMX	+++++	+++++	+++++	+++++	+++++	+++++	+++++	+++++	+++++
5 MNX	+++++	+++++	+++++	+++++	+++++	+++++	+++++	+++++	+++++
6 EGDN	+++++	+++++	+++++	+++++	+++++	+++++	+++++	+++++	+++++
7 RDX	+++++	+++++	+++++	+++++	+++++	+++++	+++++	+++++	+++++
8 Picric ACID	+++++	+++++	+++++	+++++	+++++	+++++	+++++	+++++	+++++
9 1,3,5-Trinitrobenzene	+++++	+++++	+++++	+++++	+++++	+++++	+++++	+++++	+++++

TestAmerica West Sacramento

INITIAL CALIBRATION DATA

Start Cal Date : 03-MAR-2010 20:45
End Cal Date : 04-MAR-2010 03:18
Quant Method : ESTD
Origin : Disabled
Target Version : 4.14
Integrator : HP Genie
Method file : \\Terastation\share\GCdata\LC9.I\03032010.B\8330METCNAB.M\
Last Edit : 04-Mar-2010 09:46 tap
Curve Type : Average

Compound	10.000 Level 2	20.000 Level 3	50.000 Level 4	100.000 Level 5	200.000 Level 6	500.000 Level 7	1000.000 Level 8	RRF	% RSD
10 1,3-Dinitrobenzene	+++++	+++++	+++++	+++++	+++++	+++++	+++++	+++++	+++++
11 3,5-Dinitroaniline	+++++	+++++	+++++	+++++	+++++	+++++	+++++	+++++	+++++
12 TETRYL	+++++	+++++	+++++	+++++	+++++	+++++	+++++	+++++	+++++
13 Nitrobenzene	+++++	+++++	+++++	+++++	+++++	+++++	+++++	+++++	+++++
14 Nitroglycerin	+++++	44.30000	47.20000	48.56000	50.20500	50.82400	48.25000	48.22317	4.841
15 2,4,6-Trinitrotoluene	+++++	+++++	+++++	+++++	+++++	+++++	+++++	+++++	+++++
16 4-AM-2,6-DNT	+++++	+++++	+++++	+++++	+++++	+++++	+++++	+++++	+++++
17 2-AM-4,6-DNT	+++++	+++++	+++++	+++++	+++++	+++++	+++++	+++++	+++++
18 2,6-Dinitrotoluene	+++++	+++++	+++++	+++++	+++++	+++++	+++++	+++++	+++++
19 2,4-Dinitrotoluene	+++++	+++++	+++++	+++++	+++++	+++++	+++++	+++++	+++++
20 2-Nitrotoluene	+++++	+++++	+++++	+++++	+++++	+++++	+++++	+++++	+++++

TestAmerica West Sacramento

INITIAL CALIBRATION DATA

Start Cal Date : 03-MAR-2010 20:45
End Cal Date : 04-MAR-2010 03:18
Quant Method : ESTD
Origin : Disabled
Target Version : 4.14
Integrator : HP Genie
Method file : \\Terastation\share\GCdata\LC9.I\03032010.B\8330METCNAB.M\
Last Edit : 04-Mar-2010 09:46 tap
Curve Type : Average

Compound	10.000 Level 2	20.000 Level 3	50.000 Level 4	100.000 Level 5	200.000 Level 6	500.000 Level 7	1000.000 Level 8	RRF	% RSD	
21 4-Nitrotoluene	+++++	+++++	+++++	+++++	+++++	+++++	+++++	+++++	+++++	
22 3-Nitrotoluene	+++++	+++++	+++++	+++++	+++++	+++++	+++++	+++++	+++++	
23 PETN	+++++	232	220	218	218	221	214	221	2.662	3/4/2010 mbw
$ 1 3,4-Dinitrotoluene	+++++	+++++	+++++	+++++	+++++	+++++	+++++	+++++	+++++	<-

Report Date: 04-Mar-2010 10:00

Calibration History

Method : \\Terastation\share\GCdata\LC9.I\03032010.B\8330METCNAB.M\8330CN2.M
Start Cal Date: 03-MAR-2010 20:45
End Cal Date : 04-MAR-2010 03:18
Last Cal Level: 8
Last Cal Type : Continuing Calibration

Initial Calibration

Injection Date	Sublist	Calibration File
Cal Level: 2 , Cal Amount: 10.00000		
03-MAR-2010 20:45	CAL	\\Terastation\share\GCdata\LC9.I\03032010.B\C-000005.d\C-000005.d
Cal Level: 3 , Cal Amount: 20.00000		
03-MAR-2010 21:50	CAL	\\Terastation\share\GCdata\LC9.I\03032010.B\C-000006.d\C-000006.d
Cal Level: 4 , Cal Amount: 50.00000		
03-MAR-2010 22:56	CAL	\\Terastation\share\GCdata\LC9.I\03032010.B\C-000007.d\C-000007.d
Cal Level: 5 , Cal Amount: 100.00000		
04-MAR-2010 00:01	CAL	\\Terastation\share\GCdata\LC9.I\03032010.B\C-000008.d\C-000008.d
Cal Level: 6 , Cal Amount: 200.00000		
04-MAR-2010 01:07	CAL	\\Terastation\share\GCdata\LC9.I\03032010.B\C-000009.d\C-000009.d
Cal Level: 7 , Cal Amount: 500.00000		
04-MAR-2010 02:12	CAL	\\Terastation\share\GCdata\LC9.I\03032010.B\C-000010.d\C-000010.d
Cal Level: 8 , Cal Amount: 1000.00000		
04-MAR-2010 03:18	CAL	\\Terastation\share\GCdata\LC9.I\03032010.B\C-000011.d\C-000011.d

Continuing Calibration

Ccal Level Mode: BY SAMPLE

04-MAR-2010 06:34	CAL	\\Terastation\share\GCdata\LC9.I\03032010.B\C-000014.d\C-000014.d
04-MAR-2010 06:34	CAL	\\Terastation\share\GCdata\LC9.I\03032010.B\C-000014.d\C-000014.d
04-MAR-2010 05:29	CAL	\\Terastation\share\GCdata\LC9.I\03032010.B\C-000013.d\C-000013.d
03-MAR-2010 22:56	CAL	\\Terastation\share\GCdata\LC9.I\03032010.B\C-000007.d\C-000007.d
03-MAR-2010 22:56	CAL	\\Terastation\share\GCdata\LC9.I\03032010.B\C-000007.d\C-000007.d

TestAmerica West Sacramento

Calibration Standard Level Reference Sheet

8330, 8330A, 8330B

	Concentration (ppb)							
Analyte	Level 1	2	3	4	5	6	7	8
3,4-Dinitrotoluene (surr)		10	20	50	100	200	300	500
HMX	5	10	20	50	100	200	500	1000
MNX	5	10	20	50	100	200	500	1000
DNX	5	10	20	50	100	200	500	1000
TNX	5	10	20	50	100	200	500	1000
RDX	5	10	20	50	100	200	500	1000
1,3,5-Trinitrobenzene	5	10	20	50	100	200	500	1000
1,3-Dinitrotoluene	5	10	20	50	100	200	500	1000
3.5-Dinitroaniline	5	10	20	50	100	200	500	1000
TETRYL	5	10	20	50	100	200	500	1000
Nitrobenzene	5	10	20	50	100	200	500	1000
2,4,6-Trinitrotoluene	5	10	20	50	100	200	500	1000
4-Amino-2,6-dinitrotoluene	5	10	20	50	100	200	500	1000
2-Amino-4,6-dinitrotoluene	5	10	20	50	100	200	500	1000
2,6-Dinitrotoluene	5	10	20	50	100	200	500	1000
2,4-Dinitrotoluene	5	10	20	50	100	200	500	1000
2-Nitrotoluene	5	10	20	50	100	200	500	1000
4-Nitrotoluene	5	10	20	50	100	200	500	1000
3-Nitrotoluene	5	10	20	50	100	200	500	1000
Picric Acid			50	100	200	500	1000	2000
Nitroglycerin			20	50	100	200	500	1000
PETN			20	50	100	200	500	1000
EGDN			20	50	100	200	500	1000

Revision Date 12/11/09

TestAmerica West Sacramento
GC/LC INSTRUMENT LOG

Inst ID: LC9 Batch ID: 03032010
Method : Method 8330 Test : SOP WS-LC-0009
ICAL Date: See Calibration Report

Date	Time	Operator	Sample ID	File ID	Vol or Wt	Extract Vol	Diln	Comments
03-MAR-2010	16:22	NS	8330 Primer L6	C-000001.	0 g	0 mL	1	
03-MAR-2010	17:28	NS	8330 Primer L6	C-000002.	0 g	0 mL	1	
03-MAR-2010	18:34	NS	BLANK	C-000003.	0 g	0 mL	1	
03-MAR-2010	19:39	NS	8330 10GCSV0046 ICAL L1	C-000004.	0 g	0 mL	1	
03-MAR-2010	20:45	NS	8330 10GCSV0047 ICAL L2	C-000005.	0 g	0 mL	1	
03-MAR-2010	21:50	NS	8330 10GCSV0048 ICAL L3	C-000006.	0 g	0 mL	1	
03-MAR-2010	22:56	NS	8330 10GCSV0049 ICAL L4	C-000007.	0 g	0 mL	1	
04-MAR-2010	00:01	NS	8330 10GCSV0072 ICAL L5	C-000008.	0 g	0 mL	1	
04-MAR-2010	01:07	NS	8330 09GCSV0482 ICAL L6	C-000009.	0 g	0 mL	1	
04-MAR-2010	02:12	NS	8330 10GCSV0050 ICAL L7	C-000010.	0 g	0 mL	1	
04-MAR-2010	03:18	NS	8330 10GCSV0051 ICAL L8	C-000011.	0 g	0 mL	1	
04-MAR-2010	04:23	NS	BLANK	C-000012.	0 g	0 mL	1	
04-MAR-2010	05:29	NS	8330 10GCSV0058 ICV Std L5	C-000013.	0 g	0 mL	1	
04-MAR-2010	06:34	NS	8330 10GCSV0074 MRL 5-50 ng/mL	C-000014.	0 g	0 mL	1	
04-MAR-2010	07:40	NS	8330 Primer L6	C-000015.	0 g	0 mL	1	
04-MAR-2010	08:45	NS	STD_06 09GCSV0482 8330 200-500	C-000016.	0 g	0 mL	1	

- printed before end of sequence -

m 3/4/10

TestAmerica West Sacramento

C-000013.D

Chromatography Summary

Injection Date: 3/4/2010 5:29 Operator: NS

DataFile: LC9.B\03032010.B\C-000013.D Vial Num: 89

Instrument ID: LC9

Method 8330 Target Analyte Results

Sample: **8330 10GCSV0058 ICV Std L5**

Method File: LC9.B\03032010.B\8330METCNAB.M

Start Cal Date: 3/3/2010 19:39 End Cal Date: 3/4/2010 3:18

Dilution Factor	Extract Volume	Sample Volume	Sample Weight
1X	0 mL	0 mL	0 g

Matrix: NONE SubList: CALsub SpikeList:

Samp. Info: 8330 10GCSV0058 ICV Std L5;2

Misc. Info: ;5;;;;3;CALsub;;0;0;

	Zorbax Cyano(250nm)							Zorbax Cyano(250nm-205nm)								
Compound Name	RT	Response	PPB	Spike Level	%D	Result	Flag	RT	Response	PPB	Spike Level	%D	Result	Flag	Limits(%)	Flag
3,4-Dinitrotoluene	36.71	71	2.2820<	200	-99%	Fails	Not Spiked				200	-100%	Fails		(±15)	45
HMX	41.09	8317	212.7000<	200	6%	Acceptable					200	-100%	Fails		(±15)	45
RDX	28.26	6889	198.8000<	200	-1%	Acceptable					200	-100%	Fails		(±15)	45
Picric ACID				500	-100%	Fails					500	-100%	Fails		(±15)	
1,3,5-Trinitrobenzene	22.43	11978	198.5000<	200	-1%	Acceptable					200	-100%	Fails		(±15)	45
1,3-Dinitrobenzene	20.59	16105	202.1000<	200	1%	Acceptable					200	-100%	Fails		(±15)	45
TETRYL	46.70	28255	203.8000<	200	2%	Acceptable					200	-100%	Fails		(±15)	45
Nitrobenzene	18.21	8024	209.3000<	200	5%	Acceptable					200	-100%	Fails		(±15)	45
2,4,6-Trinitrotoluene	38.13	9579	202.6000<	200	1%	Acceptable					200	-100%	Fails		(±15)	45
4-AM-2,6-DNT	34.10	8586	211.6000<	200	6%	Acceptable					200	-100%	Fails		(±15)	45
2-AM-4,6-DNT	33.30	12780	195.2000<	200	-2%	Acceptable					200	-100%	Fails		(±15)	45
2,6-Dinitrotoluene	31.03	7362	198.1000<	200	-1%	Acceptable					200	-100%	Fails		(±15)	45
2,4-Dinitrotoluene	29.69	12449	206.0000<	200	3%	Acceptable					200	-100%	Fails		(±15)	45
2-Nitrotoluene	25.91	7282	410.3000	400	3%	Acceptable					400	-100%	Fails		(±15)	45
4-Nitrotoluene				400	-100%	Fails					400	-100%	Fails		(±15)	
3-Nitrotoluene	26.57	5277	205.8000<	200	3%	Acceptable					200	-100%	Fails		(±15)	45
Nitroglycerin				200	-100%	Fails		44.95	10833	224.6000	200	12%	Acceptable		(±15)	45
PETN				200	-100%	Fails		49.96	49927	226.4000<	200	13%	Acceptable		(±15)	45
3,5-Dinitroaniline	27.45	11064	201.9000	200	1%	Acceptable					200	-100%	Fails		(±15)	45
EGDN				200	-100%	Fails					200	-100%	Fails		(±15)	

mm 3/4/10

ICV passes ±15%

Notes: M = Manually Integrated — Signals Differ by More Than 40%

D = Operator Disabled Result — Signals Differ by More Than 50%

O = Over Calibration Range

Printed: 3/4/2010 10:18 AM

TestAmerica West Sacramento

Method 8330

Data file : \\Terastation\share\GCdata\LC9.I\03032010.B\C-000013.d
Lab Smp Id: 8330 10GCSV0058 ICV
Inj Date : 04-MAR-2010 05:29
Operator : NS Inst ID: LC9.i
Smp Info : 8330 10GCSV0058 ICV Std L5;2
Misc Info : ;5;;;;3;CAL.sub;;0;0;
Comment : SOP WS-LC-0009
Method : \\Terastation\share\GCdata\LC9.I\03032010.B\8330METCNAB.m
Meth Date : 04-Mar-2010 09:48 shafern Quant Type: AREA%
Cal Date : 04-MAR-2010 03:18 Cal File: C-000011.d
Als bottle: 89 Continuing Calibration Sample
Dil Factor: 1.00000
Integrator: HP Genie Compound Sublist: CAL.sub
Target Version: 4.14
Processing Host: SACP307FK

RT	AREA	HEIGHT	HT/AREA	% HEIGHT		COMPOUNDS
18.214	1225330	8024	0.007	5.09		13 Nitrobenzene
20.588	2568830	16105	0.006	10.22		10 1,3-Dinitrobenzene
22.432	2130639	11978	0.006	7.60		9 1,3,5-Trinitrobenze
25.909	1402778	7282	0.005	4.62		20 2-Nitrotoluene
26.570	798048	5277	0.007	3.35		22 3-Nitrotoluene
27.453	1775451	11064	0.006	7.02		11 3,5-Dinitroaniline
28.259	1043969	6889	0.007	4.37		7 RDX
29.687	2142784	12449	0.006	7.90		19 2,4-Dinitrotoluene
31.025	1329778	7362	0.006	4.67		18 2,6-Dinitrotoluene
33.300	1755367	12780	0.007	8.11		17 2-AM-4,6-DNT
34.103	1506178	8586	0.006	5.45		16 4-AM-2,6-DNT
36.049	3066	42	0.014	0.02		
36.714	12183	71	0.006	0.04	$	1 3,4-Dinitrotoluene
38.130	1790108	9579	0.005	6.08		15 2,4,6-Trinitrotolue
41.089	920683	8317	0.009	5.28		4 HMX
42.076	2672	37	0.014	0.02		
43.745	2770	22	0.008	0.01		
44.938	13732	101	0.007	0.06		
46.701	1506553	28255	0.019	18.08		12 TETRYL
47.467	14671	178	0.012	0.11		
48.332	42871	319	0.007	0.20		
48.875	32049	373	0.012	0.23		
49.047	12259	241	0.020	0.15		
49.299	18702	286	0.015	0.18		
49.965	56724	622	0.011	0.39		
50.427	14594	179	0.012	0.11		
51.437	53808	833	0.015	0.52		
52.113	13163	193	0.015	0.12		
	22189760	157444		100.000		

Total unknown % height = 2.120

Data File: \\Terastation\share\GCdata\LC9,I\03032010,B\C-000013.d
Date : 04-MAR-2010 05:29
Client ID:
Sample Info: 8330 10GCSV0088 ICV Std L5;2

Column phase: Agilent ZorbaxCyano

Instrument: LC9,i

Operator: NS
Column diameter: 4.60

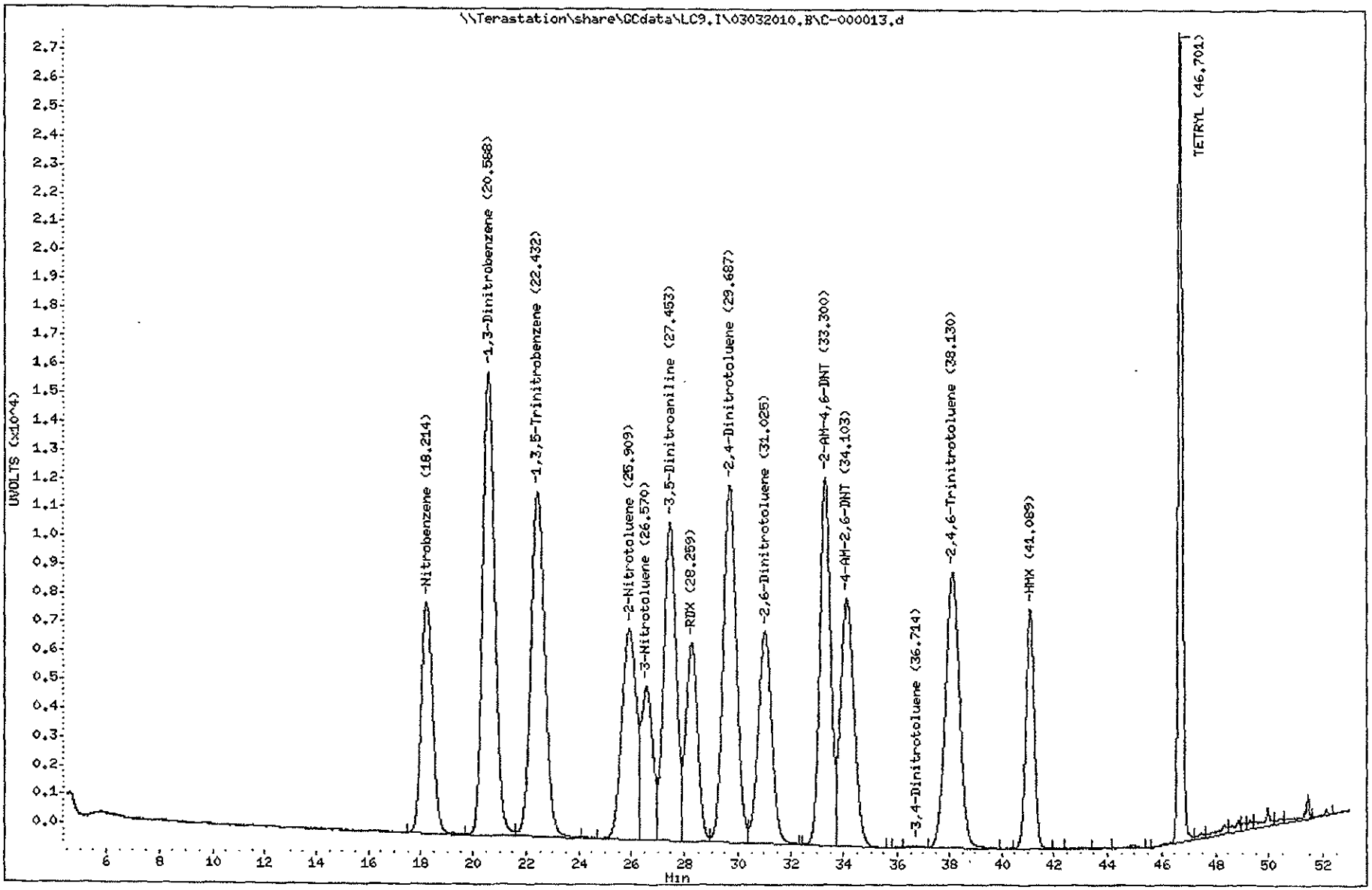

3464
North Canton

TestAmerica West Sacramento

Method 8330

Data file : \\Terastation\share\GCdata\LC9.I\03032010.B\C-000013.d\C-000013.
Lab Smp Id: 8330 10GCSV0058 ICV
Inj Date : 04-MAR-2010 05:29
Operator : NS Inst ID: LC9.i
Smp Info : 8330 10GCSV0058 ICV Std L5;2
Misc Info : ;5;;;;3;CAL.sub;;0;0;
Comment : SOP WS-LC-0009
Method : \\Terastation\share\GCdata\LC9.I\03032010.B\8330METCNAB.M\8330CN
Meth Date : 04-Mar-2010 09:48 shafern Quant Type: AREA%
Cal Date : 04-MAR-2010 03:18 Cal File: C-000011.d
Als bottle: 89 Continuing Calibration Sample
Dil Factor: 1.00000
Integrator: HP Genie Compound Sublist: CAL.sub
Target Version: 4.14
Processing Host: SACP307FK

RT	AREA	HEIGHT	HT/AREA	% HEIGHT	COMPOUNDS
44.946	1216199	10833	0.009	17.31	14 Nitroglycerin
49.294	55072	1264	0.023	2.02	
49.692	49922	532	0.011	0.85	
49.963	1366568	49927	0.037	79.82	23 PETN
	2687761	62556		100.000	

Total unknown % height = 2.870

Data File: \\Terastation\share\GCdata\LC9,I\03032010,B\C-000013.d\C-000013.d

Page 2

Date : 04-MAR-2010 05:29

Client ID:

Instrument: LC9.i

Sample Info: 8330 10GCSV0068 ICV Std L5;2

Operator: NS

Column phase: Agilent ZorbaxCyano

Column diameter: 4.60

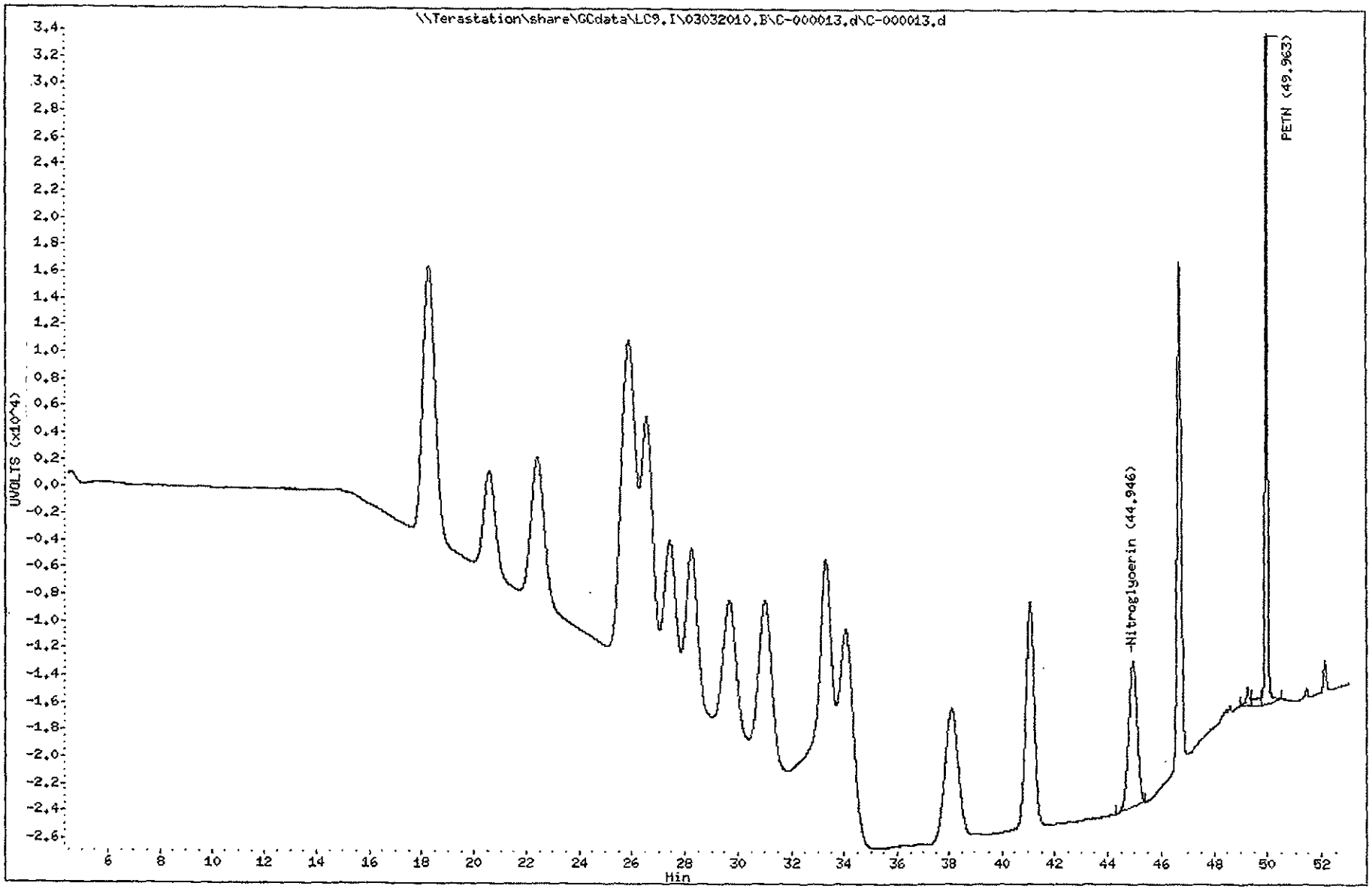

TestAmerica West Sacramento

C-000014.D

Chromatography Summary

Method 8330 Target Analyte Results

Injection Date: 3/4/2010 6:34 Operator: NS

DataFile: LC9.I\03032010.B\C-000014.D Vial Num: 90

Instrument ID: LC9

Sample: **8330 10GCSV0074 MRL 5-50 ng/mL**

Method File: LC9.I\03032010.B\8330METCNAB.M

Start Cal Date: 3/3/2010 19:39 End Cal Date: 3/4/2010 3:18

Dilution Factor	Extract Volume	Sample Volume	Sample Weight
1X	0 mL	0 mL	0 g

Matrix: NONE SubList: CAL.sub SpikeList:

Samp. Info: 8330 10GCSV0074 MRL 5-50 ng/mL;2

Misc. Info: ;5;;;,3;CAL.sub;;0;0;

	Zorbax Cyano(250nm)							Zorbax Cyano(250nm-205nm)								
Compound Name	RT	Response	PPB	Spike Level	%D	Result	Flag	RT	Response	PPB	Spike Level	%D	Result	Flag	Limits(%)	Flag
3,4-Dinitrotoluene	36.72	617	19.8300<	20	-1%	Acceptable					20	-100%	Fails		(±15)	45
HMX	41.02	215	5.4980<	5	10%	Acceptable					5	-100%	Fails		(±15)	45
RDX	**28.11**	**206**	**5.9440<**	**5**	**19%**	**Fails**					5	-100%	Fails		(±15)	45
Picric ACID				**50**	**-100%**	**Fails**					50	-100%	Fails		(±15)	
1,3,5-Trinitrobenzene	22.37	314	5.2030<	5	4%	Acceptable					5	-100%	Fails		(±15)	45
1,3-Dinitrobenzene	20.52	391	4.9060<	5	-2%	Acceptable					5	-100%	Fails		(±15)	45
TETRYL	46.69	656	4.7310<	5	-5%	Acceptable					5	-100%	Fails		(±15)	45
Nitrobenzene	18.05	196	5.1120<	5	2%	Acceptable					5	-100%	Fails		(±15)	45
2,4,6-Trinitrotoluene	38.08	247	5.2240<	5	4%	Acceptable					5	-100%	Fails		(±15)	45
4-AM-2,6-DNT	33.95	359	4.3840<	5	-12%	Acceptable					5	-100%	Fails		(±15)	45
2-AM-4,6-DNT	**33.26**	**384**	**5.8670<**	**5**	**17%**	**Fails**					5	-100%	Fails		(±15)	45
2,6-Dinitrotoluene	**30.96**	**227**	**6.1090<**	**5**	**22%**	**Fails**					5	-100%	Fails		(±15)	45
2,4-Dinitrotoluene	29.57	330	5.4610<	5	9%	Acceptable					5	-100%	Fails		(±15)	45
2-Nitrotoluene	25.79	202	11.3800	10	14%	Acceptable					10	-100%	Fails		(±15)	45
4-Nitrotoluene				**5**	**-100%**	**Fails**					5	-100%	Fails		(±15)	
3-Nitrotoluene	**26.45**	**160**	**6.2400<**	**5**	**25%**	**Fails**					5	-100%	Fails		(±15)	45
Nitroglycerin				**20**	**-100%**	**Fails**		44.93	876	18.1600	20	-9%	Acceptable		(±15)	45
PETN				**20**	**-100%**	**Fails**		49.96	4561	20.6800<	20	3%	Acceptable		(±15)	45
3,5-Dinitroaniline	27.37	300	5.4740	5	9%	Acceptable					5	-100%	Fails		(±15)	45
EGDN				**20**	**-100%**	**Fails**					20	-100%	Fails		(±15)	

MRL passes S/N 5:1

mr 3/4/10

Notes: M = Manually Integrated

D = Operator Disabled Result

O = Over Calibration Range

Signals Differ by More Than 40%

Signals Differ by More Than 50%

Printed: 3/4/2010 10:18 AM

TestAmerica West Sacramento

Method 8330

Data file : \\Terastation\share\GCdata\LC9.I\03032010.B\C-000014.d
Lab Smp Id: 8330 10GCSV0074 MRL
Inj Date : 04-MAR-2010 06:34
Operator : NS Inst ID: LC9.i
Smp Info : 8330 10GCSV0074 MRL 5-50 ng/mL;2
Misc Info : ;5;;;;3;CAL.sub;;0;0;
Comment : SOP WS-LC-0009
Method : \\Terastation\share\GCdata\LC9.I\03032010.B\8330METCNAB.m
Meth Date : 04-Mar-2010 09:46 tap Quant Type: AREA%
Cal Date : 04-MAR-2010 03:18 Cal File: C-000011.d
Als bottle: 90 Continuing Calibration Sample
Dil Factor: 1.00000
Integrator: HP Genie Compound Sublist: CAL.sub
Target Version: 4.14
Processing Host: SACP307FK

RT	AREA	HEIGHT	HT/AREA	% HEIGHT			COMPOUNDS
10.622	3056	42	0.014	0.72			
11.437	4571	28	0.006	0.48			
12.913	2533	30	0.012	0.51			
13.116	5050	44	0.009	0.75			
18.052	36006	196	0.005	3.36		13	Nitrobenzene
20.525	69630	391	0.006	6.71		10	1,3-Dinitrobenzene
22.372	62650	314	0.005	5.39		9	1,3,5-Trinitrobenze
24.067	4429	39	0.009	0.66			
24.818	3193	45	0.014	0.77			
25.788	49284	202	0.004	3.46		20	2-Nitrotoluene
26.446	20558	160	0.008	2.74		22	3-Nitrotoluene
27.370	56089	300	0.005	5.15		11	3,5-Dinitroaniline
28.115	35452	206	0.006	3.53		7	RDX
29.575	70016	330	0.005	5.66		19	2,4-Dinitrotoluene
30.956	51190	227	0.004	3.89		18	2,6-Dinitrotoluene
33.264	60328	384	0.006	6.59		17	2-AM-4,6-DNT
33.946	78460	359	0.005	6.16		16	4-AM-2,6-DNT
36.718	102431	617	0.006	10.59	$	1	3,4-Dinitrotoluene
38.082	50841	247	0.005	4.24		15	2,4,6-Trinitrotolue
40.010	3570	40	0.011	0.68			
40.458	2602	42	0.016	0.72			
41.021	27909	215	0.008	3.69		4	HMX
43.074	2520	35	0.014	0.60			
44.163	7723	36	0.005	0.61			
44.530	8205	38	0.005	0.65			
46.689	34951	656	0.019	11.42		12	TETRYL
49.291	108934	287	0.003	4.92			
49.975	25620	243	0.009	4.17			
52.138	44925	69	0.002	1.18			
	1032726	5822		100.000			

Total unknown % height = 17.42

Data File: \\Terastation\share\GCdata\LC9.I\03032010.B\C-000014.d
Date : 04-MAR-2010 06:34
Client ID:
Sample Info: 8330 10GCSV0074 MRL 5-50 ng/mL;2

Instrument: LC9.i

Operator: NS
Column diameter: 4.60

Column phase: Agilent ZorbaxCyano

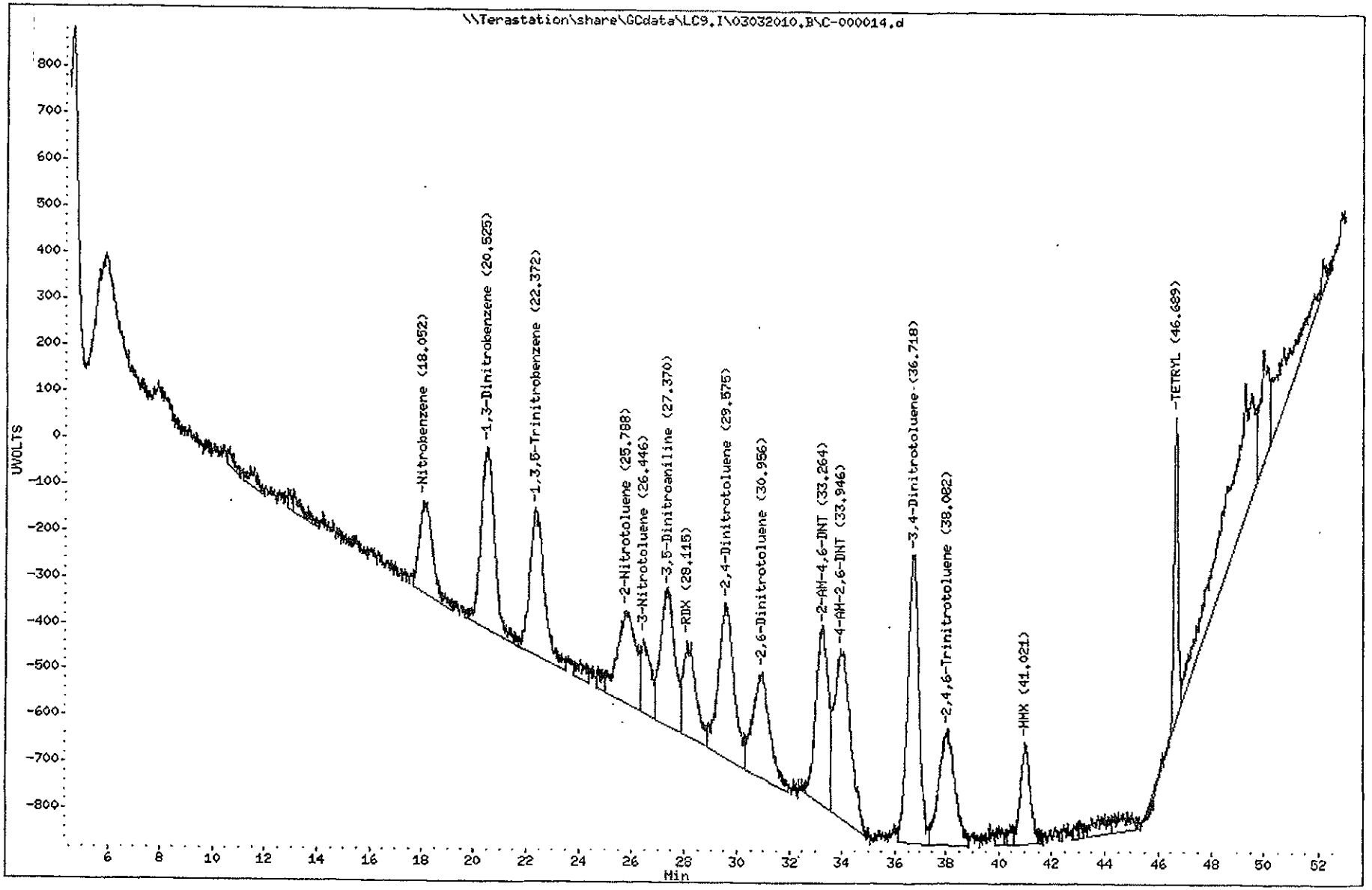

3469
North Canton

TestAmerica West Sacramento

C-000014.D

Chromatography Summary

Method 8330 Target Analyte Results

Injection Date: 3/4/2010 6:34 Operator: NS

DataFile: LC9.I\03032010.B\C-000014.D Vial Num: 90

Instrument ID: LC9

Sample: **8330 10GCSV0074 MRL 5-50 ng/mL**

Method File: LC9.I\03032010.B\8330METCNAB.M

Start Cal Date: 3/3/2010 19:39 End Cal Date: 3/4/2010 3:18

Dilution Factor	Extract Volume	Sample Volume	Sample Weight
1X	0 mL	0 mL	0 g

Matrix: NONE SubList: CAL.sub SpikeList:

Samp. Info: 8330 10GCSV0074 MRL 5-50 ng/mL;2

Misc. Info: ;5;;;;3;CAL_sub;;0;0;

	Zorbax Cyano(250nm)							Zorbax Cyano(250nm-205nm)								
Compound Name	RT	Response	PPB	Spike Level	%D	Result	Flag	RT	Response	PPB	Spike Level	%D	Result	Flag	Limits(%)	Flag
3,4-Dinitrotoluene	36.72	617	19.8300<	20	-1%	Acceptable					20	-100%	Fails		(±15)	45
HMX	41.02	215	5.4980<	5	10%	Acceptable					5	-100%	Fails		(±15)	45
RDX	28.11	206	5.9440<	5	19%	Fails					5	-100%	Fails		(±15)	45
Picric ACID				50	-100%	Fails					50	-100%	Fails		(±15)	
1,3,5-Trinitrobenzene	22.37	314	5.2030<	5	4%	Acceptable					5	-100%	Fails		(±15)	45
1,3-Dinitrobenzene	20.52	391	4.9060<	5	-2%	Acceptable					5	-100%	Fails		(±15)	45
TETRYL	46.69	656	4.7310<	5	-5%	Acceptable					5	-100%	Fails		(±15)	45
Nitrobenzene	18.05	196	5.1120<	5	2%	Acceptable					5	-100%	Fails		(±15)	45
2,4,6-Trinitrotoluene	38.08	247	5.2240<	5	4%	Acceptable					5	-100%	Fails		(±15)	45
4-AM-2,6-DNT	33.95	359	7.9490<	5	59%	Fails					5	-100%	Fails		(±15)	45
2-AM-4,6-DNT	33.26	384	5.8670<	5	17%	Fails					5	-100%	Fails		(±15)	45
2,6-Dinitrotoluene	30.96	227	6.1090<	5	22%	Fails					5	-100%	Fails		(±15)	45
2,4-Dinitrotoluene	29.57	330	5.4610<	5	9%	Acceptable					5	-100%	Fails		(±15)	45
2-Nitrotoluene	25.79	202	11.3800	10	14%	Acceptable					10	-100%	Fails		(±15)	45
4-Nitrotoluene				5	-100%	Fails					5	-100%	Fails		(±15)	
3-Nitrotoluene	26.45	160	6.2400<	5	25%	Fails					5	-100%	Fails		(±15)	45
Nitroglycerin				20	-100%	Fails		44.93	876	18.1600	20	-9%	Acceptable		(±15)	45
PETN				20	-100%	Fails		49.96	4561	20.6800<	20	3%	Acceptable		(±15)	45
3,5-Dinitroaniline	27.37	300	5.4740	5	9%	Acceptable					5	-100%	Fails		(±15)	45
EGDN				20	-100%	Fails					20	-100%	Fails		(±15)	

Notes:

M = Manually Integrated

D = Operator Disabled Result

O = Over Calibration Range

Signals Differ by More Than 40%

Signals Differ by More Than 50%

Printed: 3/4/2010 9:54 AM

TestAmerica West Sacramento

Method 8330

Data file : \\Terastation\share\GCdata\LC9.I\03032010.B\C-000014.d\C-000014.
Lab Smp Id: 8330 10GCSV0074 MRL
Inj Date : 04-MAR-2010 06:34
Operator : NS Inst ID: LC9.i
Smp Info : 8330 10GCSV0074 MRL 5-50 ng/mL;2
Misc Info : ;5;;;;3;CAL.sub;;0;0;
Comment : SOP WS-LC-0009
Method : \\Terastation\share\GCdata\LC9.I\03032010.B\8330METCNAB.M\8330CN
Meth Date : 04-Mar-2010 09:46 tap Quant Type: AREA%
Cal Date : 04-MAR-2010 03:18 Cal File: C-000011.d
Als bottle: 90 Continuing Calibration Sample
Dil Factor: 1.00000
Integrator: HP Genie Compound Sublist: CAL.sub
Target Version: 4.14
Processing Host: SACP307FK

RT	AREA	HEIGHT	HT/AREA	% HEIGHT	COMPOUNDS
44.929	90003	876	0.010	11.79	14 Nitroglycerin
49.286	64463	1635	0.025	22.00	
49.620	35337	357	0.010	4.80	
49.960	160510	4561	0.028	61.41	23 PETN
	350312	7429		100.000	

Total unknown % height = 26.80

Data File: \\Terastation\share\CCdata\LC9,I\03032010,B\C-000014,d\C-000014.d
Date : 04-MAR-2010 06:34
Client ID:
Sample Info: 8330 10GCSV0074 MRL 5-50 ng/mL:2

Instrument: LC9.i
Operator: NS
Column diameter: 4.60

Column phase: Agilent ZorbaxCyano

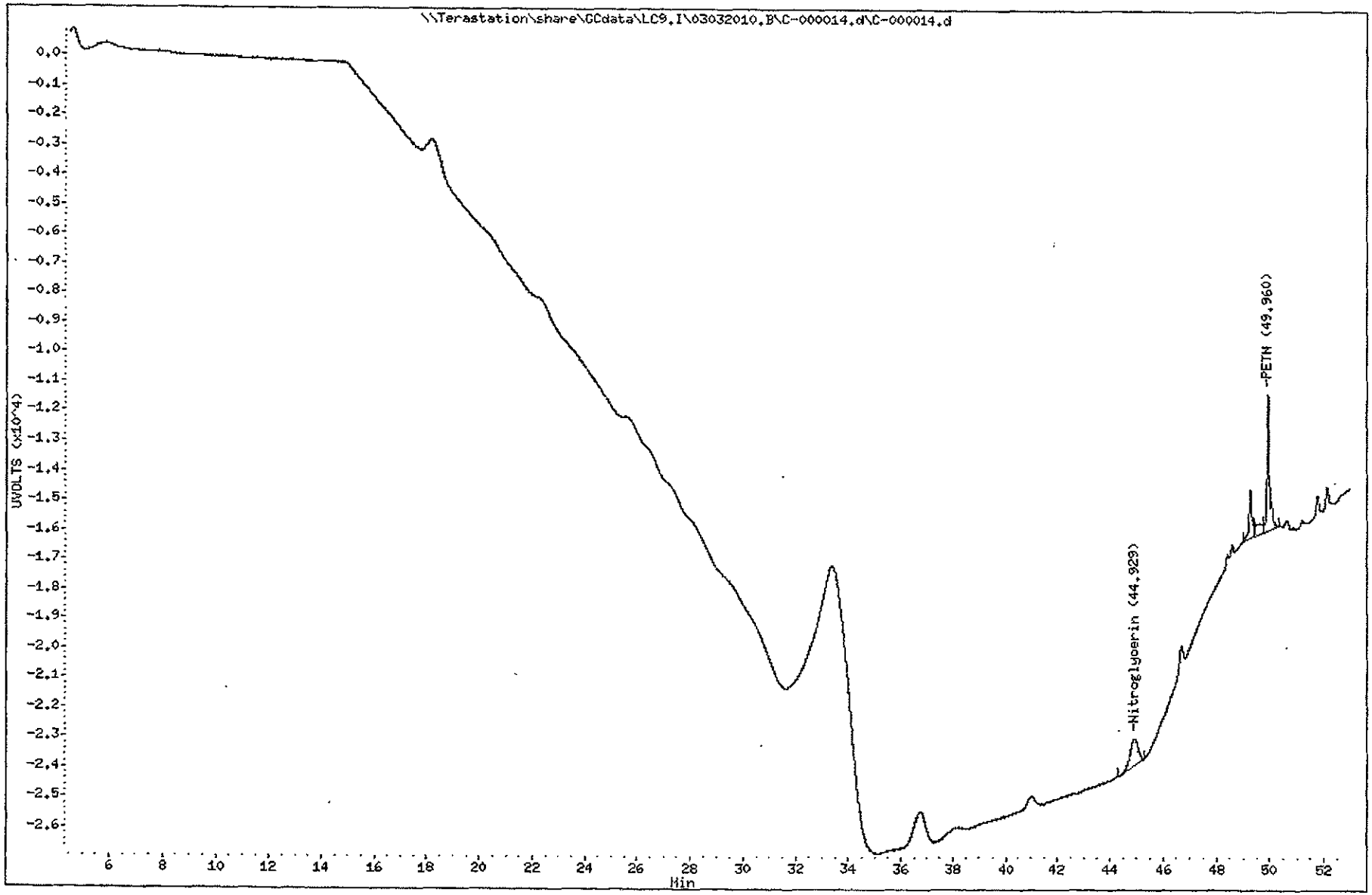

3472
North Canton

TestAmerica West Sacramento

C-000004.D

Chromatography Summary

Injection Date: 3/3/2010 19:39 Operator: NS

DataFile: LC9.\03032010.B\C-000004.D Vial Num: 81

Instrument ID: LC9

Method 8330 Target Analyte Results

Sample : **8330 10GCSV0046 ICAL L1**

Method File: LC9.\03032010.B\8330METCNAB.M

Start Cal Date: 3/3/2010 19:39 End Cal Date: 3/4/2010 3:18

Dilution Factor	Extract Volume	Sample Volume	Sample Weight
1X	0 mL	0 mL	0 g

Matrix: NONE SubList: CAL.sub SpikeList:

Samp. Info: 8330 10GCSV0046 ICAL L1;1

Misc. Info: ;1;;;;3;CAL.sub;;0;0;

	Zorbax Cyano(250nm)					Zorbax Cyano(250nm-205nm)				
Compound Name	RT	Response	Spike Level	Flag	Response Factor	RT	Response	Spike Level	Flag	Response Factor
3,4-Dinitrotoluene			5		0			5		0
HMX	41.06	210	5		42			5		0
RDX	28.20	192	5		38.4			5		0
Picric ACID			10		0			10		0
1,3,5-Trinitrobenzene	22.42	324	5		64.8			5		0
1,3-Dinitrobenzene	20.56	433	5		86.6			5		0
TETRYL	46.70	692	5		138.4			5		0
Nitrobenzene	18.15	193	5		38.6			5		0
2,4,6-Trinitrotoluene	38.11	252	5		50.4			5		0
4-AM-2,6-DNT	33.99	378	5		75.6			5		0
2-AM-4,6-DNT	33.20	416	5		83.2			5		0
2,6-Dinitrotoluene	30.90	209	5		41.8			5		0
2,4-Dinitrotoluene	29.64	322	5		64.4			5		0
2-Nitrotoluene	25.84	171	10		17.1			10		0
4-Nitrotoluene			10		0			10		0
3-Nitrotoluene	26.49	125	5		25			5		0
Nitroglycerin			5		0			5		0
PETN			5		0			5		0
3,5-Dinitroaniline	27.41	298	5		59.6			5		0
EGDN			5		0			5		0

Notes:

M = Manually Integrated

D = Operator Disabled Result

O = Over Calibration Range

Signals Differ by More Than 40%

Signals Differ by More Than 50%

Printed: 3/4/2010 9:56 AM

TestAmerica West Sacramento

Method 8330

Data file : \\Terastation\share\GCdata\LC9.I\03032010.B\C-000004.d
Lab Smp Id: 8330 10GCSV0046 ICA
Inj Date : 03-MAR-2010 19:39
Operator : NS Inst ID: LC9.i
Smp Info : 8330 10GCSV0046 ICAL L1;1
Misc Info : ;1;;;;3;CAL.sub;;0;0;
Comment : SOP WS-LC-0009
Method : \\Terastation\share\GCdata\LC9.I\03032010.B\8330METCNAB.m
Meth Date : 04-Mar-2010 09:27 shafern Quant Type: AREA%
Cal Date : 03-MAR-2010 19:39 Cal File: C-000004.d
Als bottle: 81 Calibration Sample, Level: 1
Dil Factor: 1.00000
Integrator: HP Genie Compound Sublist: CAL.sub
Target Version: 4.14
Processing Host: SACP307FK

RT	AREA	HEIGHT	HT/AREA	% HEIGHT	COMPOUNDS
18.148	29023	193	0.007	3.53	13 Nitrobenzene
20.559	70366	433	0.006	7.93	10 1,3-Dinitrobenzene
22.418	59883	324	0.005	5.94	9 1,3,5-Trinitrobenze
25.836	32084	171	0.005	3.13	20 2-Nitrotoluene
26.489	18910	125	0.007	2.29	22 3-Nitrotoluene
27.409	48442	298	0.006	5.46	11 3,5-Dinitroaniline
28.202	30296	192	0.006	3.52	7 RDX
29.644	56871	322	0.006	5.90	19 2,4-Dinitrotoluene
30.900	39136	209	0.005	3.83	18 2,6-Dinitrotoluene
33.205	63148	416	0.007	7.62	17 2-AM-4,6-DNT
33.987	76349	378	0.005	6.93	16 4-AM-2,6-DNT
36.481	6510	32	0.005	0.58	
38.113	52174	252	0.005	4.62	15 2,4,6-Trinitrotolue
41.057	23319	210	0.009	3.85	4 HMX
43.859	3582	24	0.007	0.44	
44.757	2831	28	0.010	0.51	
46.700	30168	692	0.023	12.76	12 TETRYL
48.613	47412	210	0.004	3.85	
49.300	40301	291	0.007	5.33	
49.519	7909	212	0.027	3.88	
49.745	11425	173	0.015	3.17	
49.999	20527	221	0.011	4.05	
52.141	38380	48	0.001	0.88	
	809048	5454		100.000	

Total unknown % height = 22.69

Data File: \\Terastation\share\GCdata\LC9,I\03032010,B\C-000004.d
Date : 03-MAR-2010 19:39
Client ID:
Sample Info: 8330 10GCSV0046 ICAL L1:1

Column phase: Agilent ZorbaxCyano

Instrument: LC9.i

Operator: NS
Column diameter: 4.60

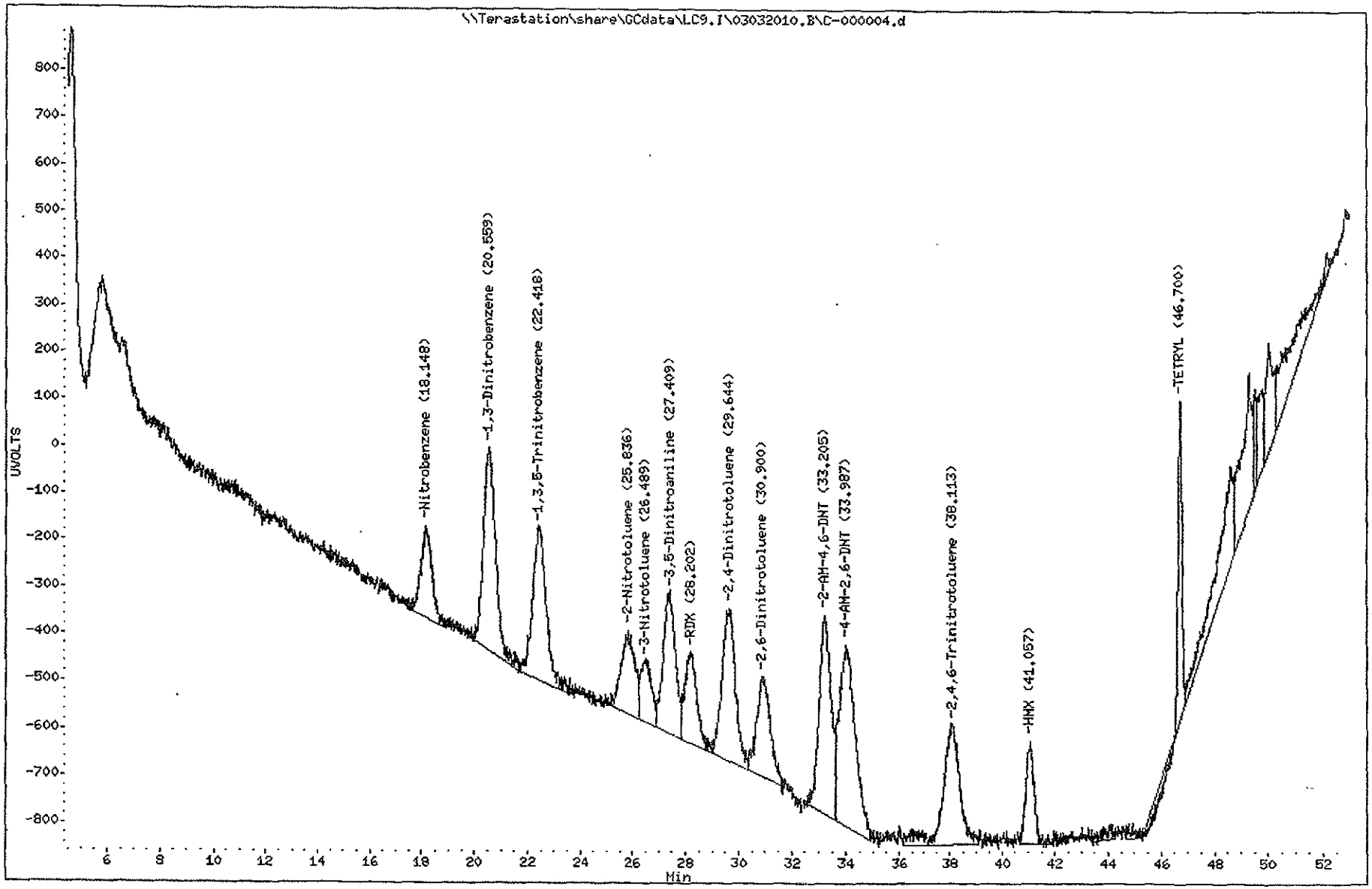

TestAmerica West Sacramento

Method 8330

Data file : \\Terastation\share\GCdata\LC9.I\03032010.B\C-000004.d\C-000004.
Lab Smp Id: 8330 10GCSV0046 ICA
Inj Date : 03-MAR-2010 19:39
Operator : NS Inst ID: LC9.i
Smp Info : 8330 10GCSV0046 ICAL L1;1
Misc Info : ;1;;;;3;CAL.sub;;0;0;
Comment : SOP WS-LC-0009
Method : \\Terastation\share\GCdata\LC9.I\03032010.B\8330METCNAB.M\8330CN
Meth Date : 04-Mar-2010 09:21 shafern Quant Type: AREA%
Cal Date : Cal File:
Als bottle: 81 Calibration Sample, Level: 1
Dil Factor: 1.00000
Integrator: HP Genie Compound Sublist: CAL.sub
Target Version: 4.14
Processing Host: SACP307FK

RT	AREA	HEIGHT	HT/AREA	% HEIGHT	COMPOUNDS
49.297	43327	1544	0.036	96.02	
49.696	5322	64	0.012	3.98	
	48649	1608		100.000	

Total unknown % height = 100.0

Data File: \\Terastation\share\GCdata\LC9.I\03032010.B\C-000004.d\C-000004.d
Date : 03-MAR-2010 19:39
Client ID:
Sample Info: 8330 10GCSV0046 ICAL L1:1

Instrument: LC9.i
Operator: NS
Column diameter: 4.60

Column phase: Agilent ZorbaxCyano

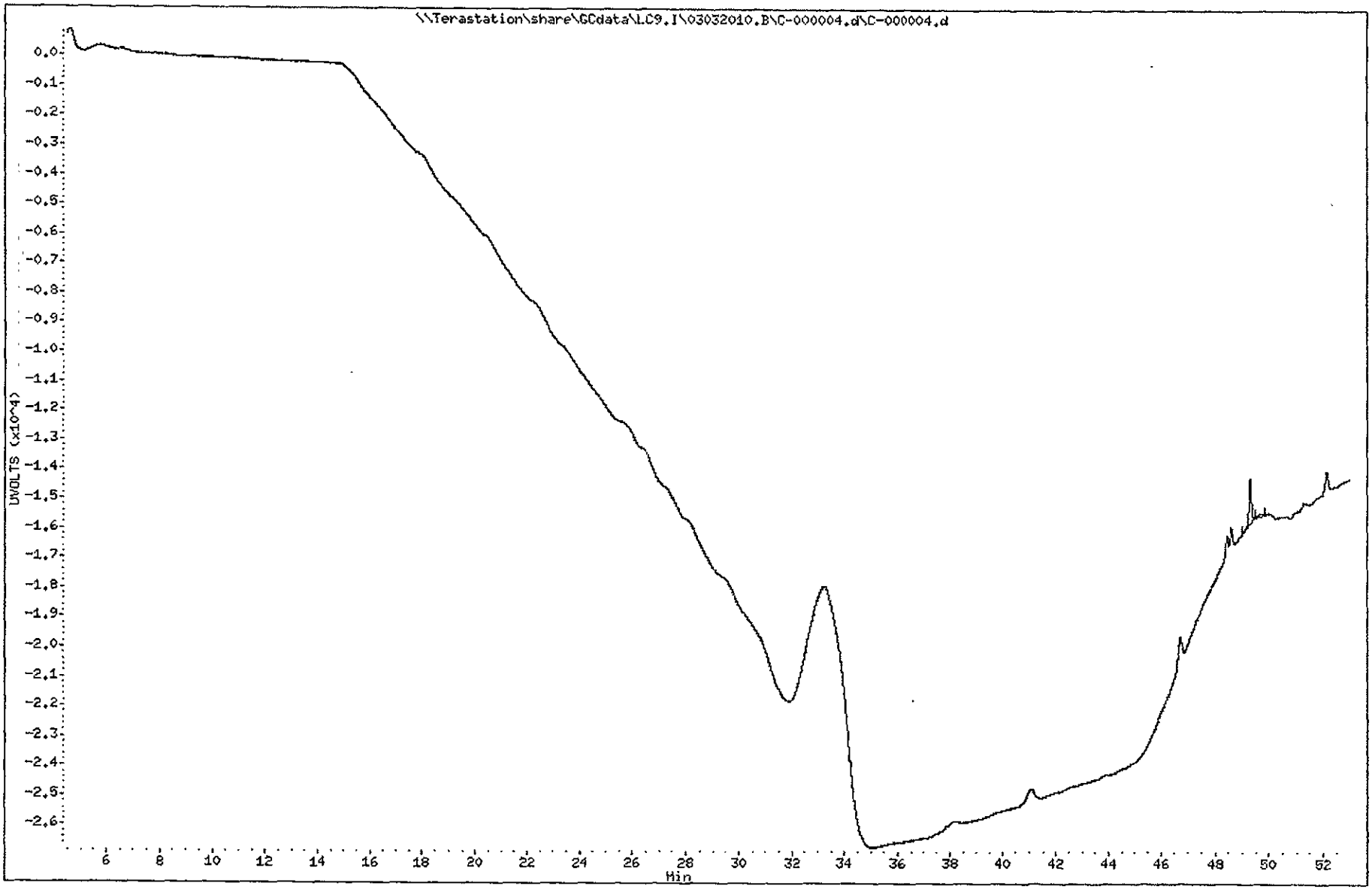

3477
North Canton

TestAmerica West Sacramento - - --

C-000005.D

Chromatography Summary

Method 8330 Target Analyte Results

Injection Date: 3/3/2010 20:45 Operator: NS

DataFile: LC9.I\03032010.B\C-000005.D Vial Num: 82

Instrument ID: LC9

Sample: **8330 10GCSV0047 ICAL L2**

Method File: LC9.I\03032010.B\8330METCNAB.M

Start Cal Date: 3/3/2010 19:39 End Cal Date: 3/3/2010 20:45

Dilution Factor	Extract Volume	Sample Volume	Sample Weight
1X	0 mL	0 mL	0 g

Matrix: NONE SubList: CAL.sub SpikeList:

Samp. Info: 8330 10GCSV0047 ICAL L2;1

Misc. Info: ;2;;;;3;CAL.sub;;0;0;

	Zorbax Cyano(250nm)					Zorbax Cyano(250nm-205nm)				
Compound Name	RT	Response	Spike Level	Flag	Response Factor	RT	Response	Spike Level	Flag	Response Factor
3,4-Dinitrotoluene	36.83	339	10		33.9			10		0
HMX	41.17	420	10		42			10		0
RDX	28.19	371	10		37.1			10		0
Picric ACID			20		0			20		0
1,3,5-Trinitrobenzene	22.41	629	10		62.9			10		0
1,3-Dinitrobenzene	20.53	849	10		84.9			10		0
TETRYL	46.74	1438	10		143.8			10		0
Nitrobenzene	18.16	407	10		40.7			10		0
2,4,6-Trinitrotoluene	38.17	485	10		48.5			10		0
4-AM-2,6-DNT	34.05	578	10		57.8			10		0
2-AM-4,6-DNT	33.28	709	10		70.9			10		0
2,6-Dinitrotoluene	30.98	409	10		40.9			10		0
2,4-Dinitrotoluene	29.63	637	10		63.7			10		0
2-Nitrotoluene	25.82	380	20		19			20		0
4-Nitrotoluene			20		0			20		0
3-Nitrotoluene	26.53	279	10		27.9			10		0
Nitroglycerin			10		0	45.06	379	10		37.9
PETN			10		0	49.98	2342	10		234.2
3,5-Dinitroaniline	27.37	576	10		57.6			10		0
EGDN			10		0			10		0

Notes: M = Manually Integrated — Signals Differ by More Than 40%

D = Operator Disabled Result — Signals Differ by More Than 50%

O = Over Calibration Range

Printed: 3/4/2010 9:29 AM

Data File: \\Terastation\share\GCdata\LC9.I\03032010.B\C-000005.d
Date : 03-MAR-2010 20:45
Client ID:
Sample Info: 8330 10GCSV0047 ICAL L2;1

Column phase: Agilent ZorbaxCyano

Instrument: LC9.i

Operator: NS
Column diameter: 4.60

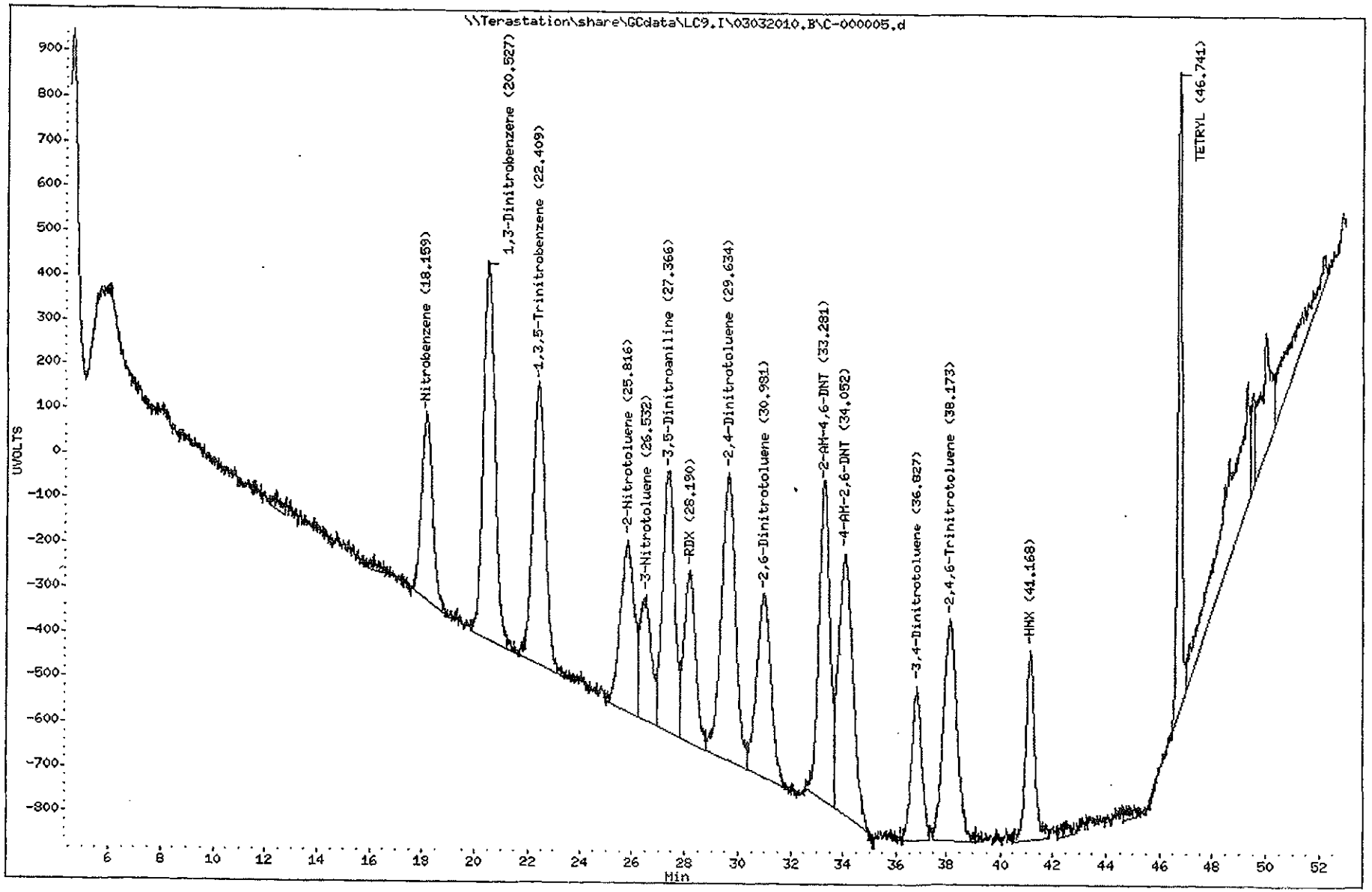

3479
North Canton

TestAmerica West Sacramento

Method 8330

Data file : \\Terastation\share\GCdata\LC9.I\03032010.B\C-000005.d\C-000005.
Lab Smp Id: 8330 10GCSV0047 ICA
Inj Date : 03-MAR-2010 20:45
Operator : NS Inst ID: LC9.i
Smp Info : 8330 10GCSV0047 ICAL L2;1
Misc Info : ;2;;;;3;CAL.sub;;0;0;
Comment : SOP WS-LC-0009
Method : \\Terastation\share\GCdata\LC9.I\03032010.B\8330METCNAB.M\8330CN
Meth Date : 04-Mar-2010 09:28 shafern Quant Type: AREA%
Cal Date : 03-MAR-2010 20:45 Cal File: C-000005.d
Als bottle: 82 Calibration Sample, Level: 2
Dil Factor: 1.00000
Integrator: HP Genie Compound Sublist: CAL.sub
Target Version: 4.14
Processing Host: SACP307FK

RT	AREA	HEIGHT	HT/AREA	% HEIGHT	COMPOUNDS
45.057	34366	379	0.011	13.40	14 Nitroglycerin
49.683	10242	107	0.010	3.78	
49.977	70429	2342	0.033	82.82	23 PETN
	115036	2828		100.000	

Total unknown % height = 3.780

Data File: \\Terastation\share\GCdata\LC9.I\03032010.B\C-000005.d\C-000005.d

Date : 03-MAR-2010 20:45

Client ID:

Instrument: LC9.i

Sample Info: 8330 10GCSV0047 ICAL L2;1

Operator: NS

Column phase: Agilent ZorbaxCyano

Column diameter: 4.60

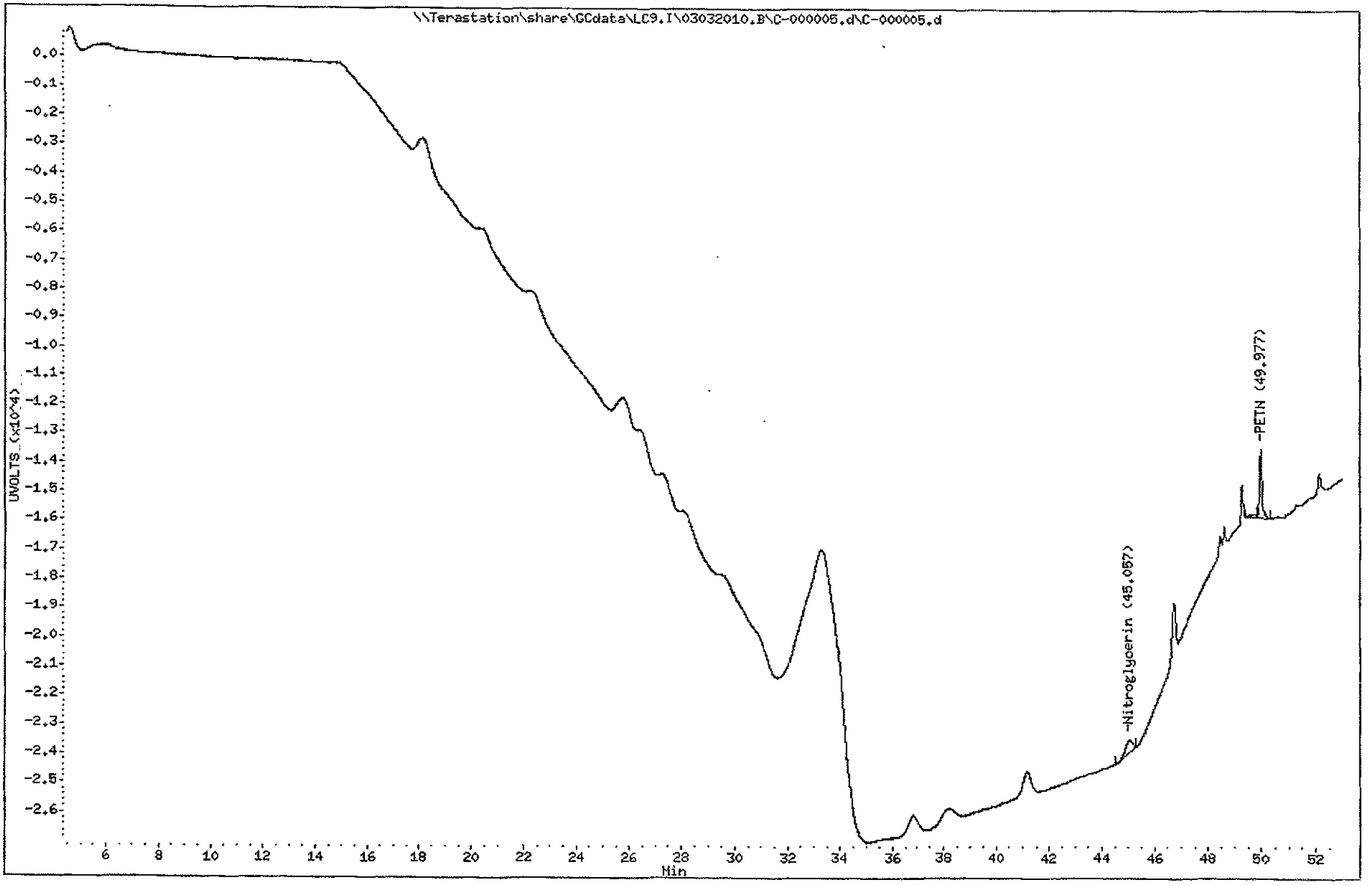

TestAmerica West Sacramento

C-000006.D

Chromatography Summary

Injection Date: 3/3/2010 21:50 Operator: NS

DataFile: LC9.R03032010.B\C-000006.D Vial Num: 83

Instrument ID: LC9

Method 8330 Target Analyte Results

Sample: **8330 10GCSV0048 ICAL L3**

Method File: LC9.R03032010.B\8330METCNAB.M

Start Cal Date: 3/3/2010 19:39 End Cal Date: 3/3/2010 21:50

Dilution Factor	Extract Volume	Sample Volume	Sample Weight
1X	0 mL	0 mL	0 g

Matrix: NONE SubList: CAL.sub SpikeList:

Samp. Info: 8330 10GCSV0048 ICAL L3,1

Misc. Info: ;3;;;;3;CAL.sub;;0;0,

	Zorbax Cyano(250nm)					Zorbax Cyano(250nm-205nm)				
Compound Name	RT	Response	Spike Level	Flag	Response Factor	RT	Response	Spike Level	Flag	Response Factor
3,4-Dinitrotoluene	36.65	593	20		29.65			20		0
HMX	41.03	791	20		39.55			20		0
RDX	28.09	762	20		38.1			20		0
Picric ACID			50		0			50		0
1,3,5-Trinitrobenzene	22.38	1262	20		63.1			20		0
1,3-Dinitrobenzene	20.50	1681	20		84.05			20		0
TETRYL	46.69	2767	20		138.35			20		0
Nitrobenzene	18.12	839	20		41.95			20		0
2,4,6-Trinitrotoluene	38.04	942	20		47.1			20		0
4-AM-2,6-DNT	33.91	1082	20		54.1			20		0
2-AM-4,6-DNT	33.15	1396	20		69.8			20		0
2,6-Dinitrotoluene	30.83	803	20		40.15			20		0
2,4-Dinitrotoluene	29.52	1293	20		64.65			20		0
2-Nitrotoluene	25.73	790	40		19.75			40		0
4-Nitrotoluene			40		0			40		0
3-Nitrotoluene	26.41	571	20		28.55			20		0
Nitroglycerin			20		0	44.95	886	20		44.3
PETN			20		0	49.95	4631	20		231.55
3,5-Dinitroaniline	27.29	1174	20		58.7			20		0
EGDN			20		0			20		0

Notes:
M = Manually Integrated
D = Operator Disabled Result
O = Over Calibration Range

Signals Differ by More Than 40%
Signals Differ by More Than 50%

Printed: 3/4/2010 9:30 AM

TestAmerica West Sacramento

Method 8330

Data file : \\Terastation\share\GCdata\LC9.I\03032010.B\C-000006.d
Lab Smp Id: 8330 10GCSV0048 ICA
Inj Date : 03-MAR-2010 21:50
Operator : NS Inst ID: LC9.i
Smp Info : 8330 10GCSV0048 ICAL L3;1
Misc Info : ;3;;;;3;CAL.sub;;0;0;
Comment : SOP WS-LC-0009
Method : \\Terastation\share\GCdata\LC9.I\03032010.B\8330METCNAB.m
Meth Date : 04-Mar-2010 09:30 shafern Quant Type: AREA%
Cal Date : 03-MAR-2010 21:50 Cal File: C-000006.d
Als bottle: 83 Calibration Sample, Level: 3
Dil Factor: 1.00000
Integrator: HP Genie Compound Sublist: CAL.sub
Target Version: 4.14
Processing Host: SACP307FK

RT	AREA	HEIGHT	HT/AREA	% HEIGHT		COMPOUNDS
18.117	129021	839	0.007	4.70		13 Nitrobenzene
20.498	268511	1681	0.006	9.41		10 1,3-Dinitrobenzene
22.376	228829	1262	0.006	7.07		9 1,3,5-Trinitrobenze
25.732	158561	790	0.005	4.42		20 2-Nitrotoluene
26.408	83656	571	0.007	3.19		22 3-Nitrotoluene
27.290	186713	1174	0.006	6.57		11 3,5-Dinitroaniline
28.086	121299	762	0.006	4.26		7 RDX
29.522	229841	1293	0.006	7.24		19 2,4-Dinitrotoluene
30.834	152110	803	0.005	4.49		18 2,6-Dinitrotoluene
33.148	189379	1396	0.007	7.82		17 2-AM-4,6-DNT
33.906	189150	1082	0.006	6.06		16 4-AM-2,6-DNT
36.648	92596	593	0.006	3.32	$	1 3,4-Dinitrotoluene
38.037	177686	942	0.005	5.27		15 2,4,6-Trinitrotolue
41.028	89282	791	0.009	4.43		4 HMX
42.442	3085	29	0.009	0.16		
43.917	6922	37	0.005	0.20		
44.586	3744	47	0.013	0.26		
44.825	3924	44	0.011	0.24		
46.689	140453	2767	0.020	15.61		12 TETRYL
48.611	51429	210	0.004	1.17		
49.283	39296	281	0.007	1.57		
49.979	59099	400	0.007	2.24		
52.124	35342	54	0.002	0.30		
	2639927	17848		100.000		

Total unknown % height = 6.140

Data File: \\Terastation\share\GCdata\LC9.I\03032010.B\C-000006.d
Date : 03-MAR-2010 21:50
Client ID:
Sample Info: 8330 10GCSV0048 ICAL L3:1

Column phase: Agilent ZorbaxCyano

Instrument: LC9.i

Operator: NS
Column diameter: 4.60

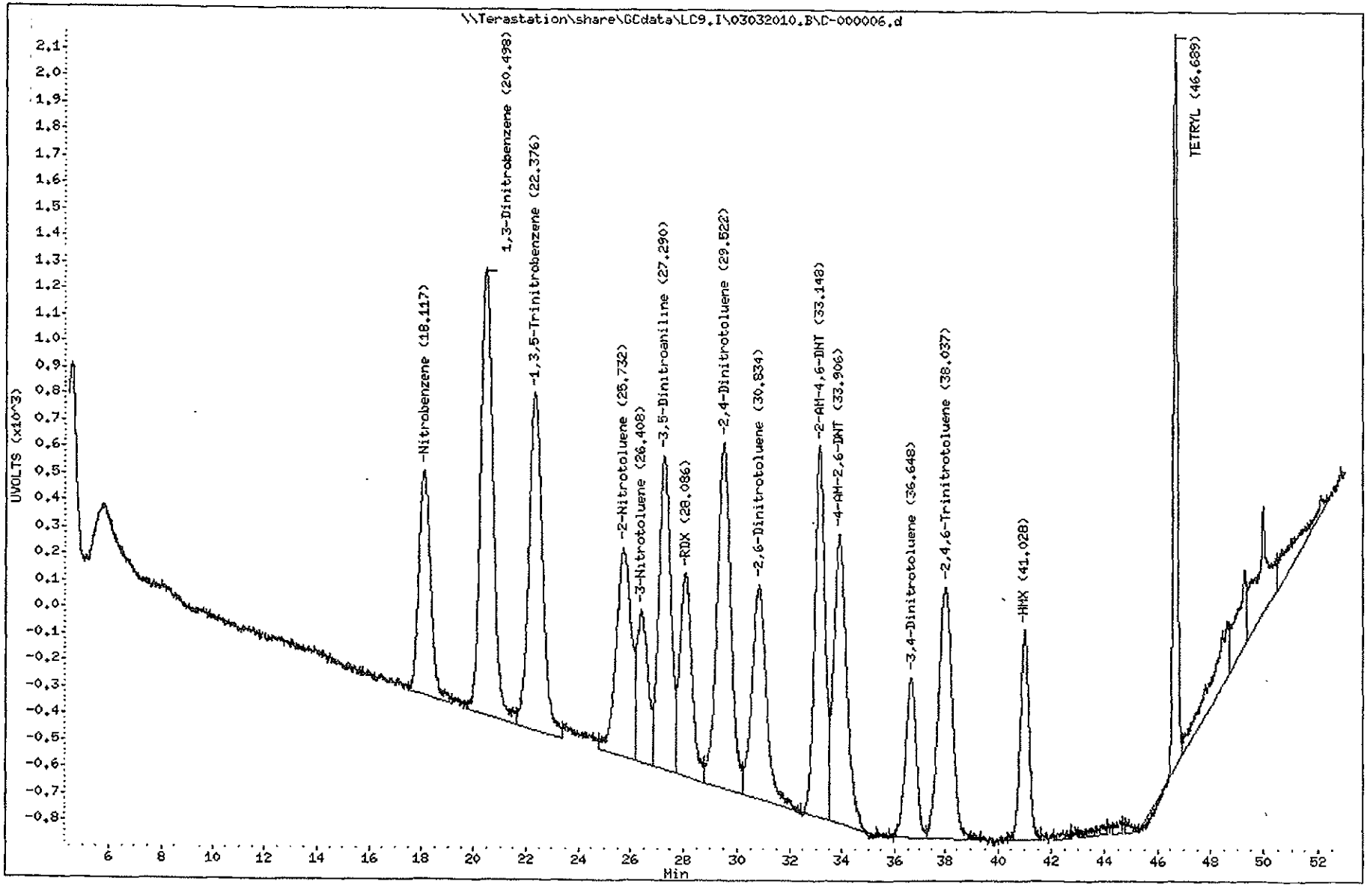

TestAmerica West Sacramento

Method 8330

Data file : \\Terastation\share\GCdata\LC9.I\03032010.B\C-000006.d\C-000006.
Lab Smp Id: 8330 10GCSV0048 ICA
Inj Date : 03-MAR-2010 21:50
Operator : NS Inst ID: LC9.i
Smp Info : 8330 10GCSV0048 ICAL L3;1
Misc Info : ;3;;;;3;CAL.sub;;0;0;
Comment : SOP WS-LC-0009
Method : \\Terastation\share\GCdata\LC9.I\03032010.B\8330METCNAB.M\8330CN
Meth Date : 04-Mar-2010 09:30 shafern Quant Type: AREA%
Cal Date : 03-MAR-2010 21:50 Cal File: C-000006.d
Als bottle: 83 Calibration Sample, Level: 3
Dil Factor: 1.00000
Integrator: HP Genie Compound Sublist: CAL.sub
Target Version: 4.14
Processing Host: SACP307FK

RT	AREA	HEIGHT	HT/AREA	% HEIGHT	COMPOUNDS
44.949	92753	886	0.010	11.70	14 Nitroglycerin
49.282	63125	1677	0.027	22.15	
49.681	39696	375	0.009	4.95	
49.955	147649	4631	0.031	61.20	23 PETN
	343223	7569		100.000	

Total unknown % height = 27.10

Data File: \\Terastation\share\GCdata\LC9.I\03032010.B\C-000006.d\C-000006.d
Date : 03-MAR-2010 21:50
Client ID:
Sample Info: 8330 10GCSV0048 ICAL L3;1

Instrument: LC9.i
Operator: NS
Column diameter: 4.60

Column phase: Agilent ZorbaxCyano

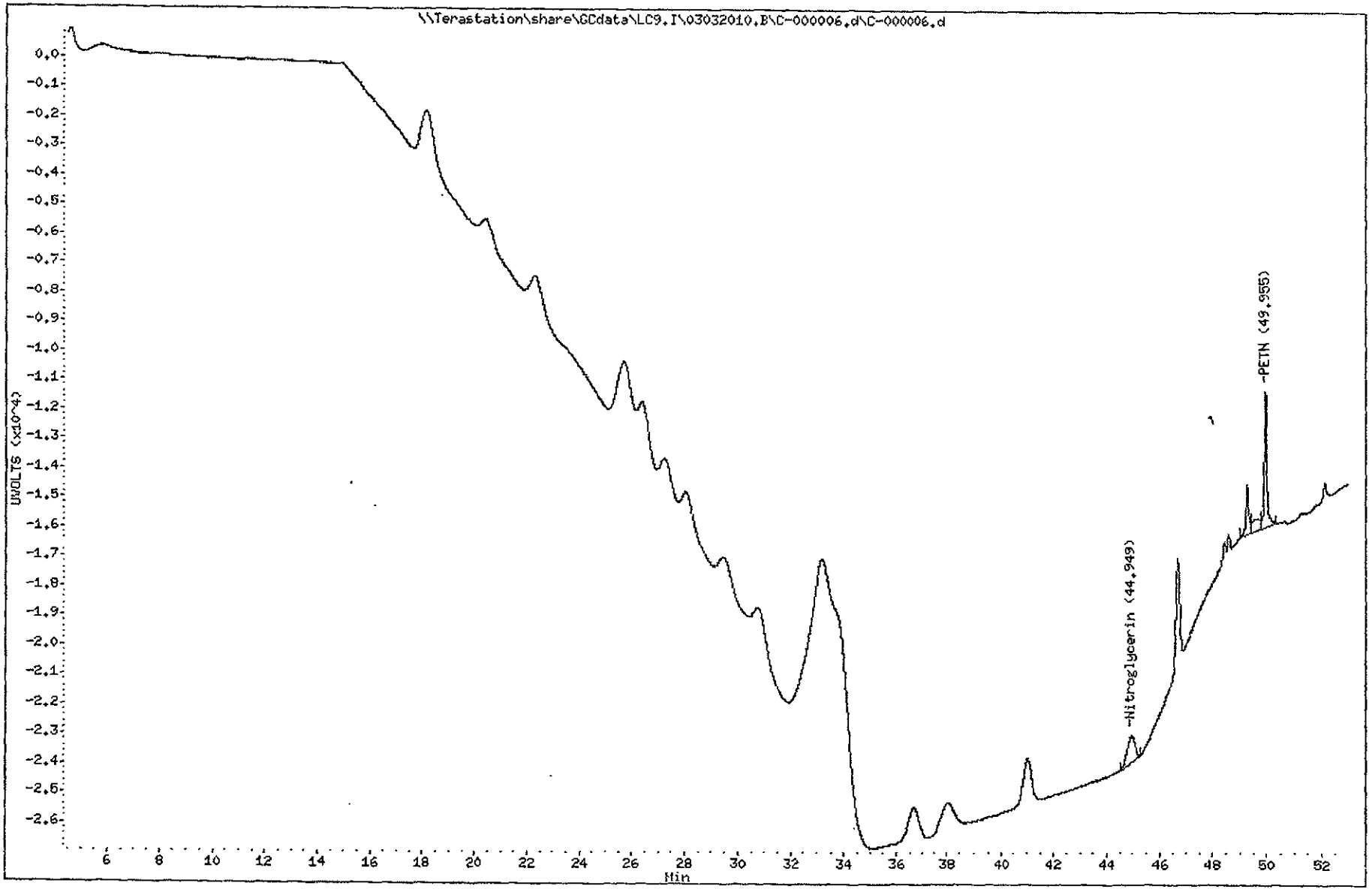

3486
North Canton

TestAmerica West Sacramento

C-000007.D

Chromatography Summary

Injection Date: 3/3/2010 22:56 Operator: NS

DataFile: LC9.I\03032010.B\C-000007.D Vial Num: 84

Instrument ID: LC9

Method 8330 Target Analyte Results

Sample: **8330 10GCSV0049 ICAL L4**

Method File: LC9.I\03032010.B\8330METCNAB.M

Start Cal Date: 3/3/2010 19:39 End Cal Date: 3/3/2010 22:56

Dilution Factor	Extract Volume	Sample Volume	Sample Weight
1X	0 mL	0 mL	0 g

Matrix: NONE SubList: CAL_sub SpikeList:

Samp. Info: 8330 10GCSV0049 ICAL L4;1

Misc. Info: ;4;;;;3;CAL_sub;,0;0;

	Zorbax Cyano(250nm)					Zorbax Cyano(250nm-205nm)				
Compound Name	RT	Response	Spike Level	Flag	Response Factor	RT	Response	Spike Level	Flag	Response Factor
3,4-Dinitrotoluene	36.88	1574	50		31.48			50		0
HMX	41.16	2015	50		40.3 ✓			50		0
RDX	28.27	1779	50		35.58			50		0
Picric ACID			100		0			100		0
1,3,5-Trinitrobenzene	22.45	3087	50		61.74			50		0
1,3-Dinitrobenzene	20.57	4123	50		82.46			50		0
TETRYL	46.73	7092	50		141.84			50		0
Nitrobenzene	18.17	2032	50		40.64			50		0
2,4,6-Trinitrotoluene	38.23	2443	50		48.86			50		0
4-AM-2,6-DNT	34.19	2205	50		44.1			50		0
2-AM-4,6-DNT	33.35	3219	50		64.38			50		0
2,6-Dinitrotoluene	31.07	1859	50		37.18			50		0
2,4-Dinitrotoluene	29.72	3088	50		61.76			50		0
2-Nitrotoluene	25.91	1829	100		18.29			100		0
4-Nitrotoluene			100		0			100		0
3-Nitrotoluene	26.58	✓ 1321	50		26.42			50		0
Nitroglycerin			50		0	45.03	2360	50		47.2
PETN			50		0	49.97	✓11011	50		220.22
3,5-Dinitroaniline	27.46	2833	50		56.66			50		0
EGDN			50		0			50		0

Notes:

M = Manually Integrated

D = Operator Disabled Result

O = Over Calibration Range

Signals Differ by More Than 40%

Signals Differ by More Than 50%

Printed: 3/4/2010 9:33 AM

TestAmerica West Sacramento

Method 8330

Data file : \\Terastation\share\GCdata\LC9.I\03032010.B\C-000007.d
Lab Smp Id: 8330 10GCSV0049 ICA
Inj Date : 03-MAR-2010 22:56
Operator : NS Inst ID: LC9.i
Smp Info : 8330 10GCSV0049 ICAL L4;1
Misc Info : ;4;;;;3;CAL.sub;;0;0;
Comment : SOP WS-LC-0009
Method : \\Terastation\share\GCdata\LC9.I\03032010.B\8330METCNAB.m
Meth Date : 04-Mar-2010 09:33 shafern Quant Type: AREA%
Cal Date : 03-MAR-2010 22:56 Cal File: C-000007.d
Als bottle: 84 Calibration Sample, Level: 4
Dil Factor: 1.00000
Integrator: HP Genie Compound Sublist: CAL.sub
Target Version: 4.14
Processing Host: SACP307FK

RT	AREA	HEIGHT	HT/AREA	% HEIGHT			COMPOUNDS
12.282	2536	36	0.014	0.08			
13.734	14472	44	0.003	0.10			
18.166	314059	2032	0.006	4.89		13	Nitrobenzene
20.572	655705	4123	0.006	9.94		10	1,3-Dinitrobenzene
22.448	553641	3087	0.006	7.44		9	1,3,5-Trinitrobenze
25.912	354861	1829	0.005	4.41		20	2-Nitrotoluene
26.580	199074	1321	0.007	3.18		22	3-Nitrotoluene
27.465	453384	2833	0.006	6.83		11	3,5-Dinitroaniline
28.269	271619	1779	0.007	4.28		7	RDX
29.724	539071	3088	0.006	7.44		19	2,4-Dinitrotoluene
31.068	335129	1859	0.006	4.48		18	2,6-Dinitrotoluene
33.352	458390	3219	0.007	7.76		17	2-AM-4,6-DNT
34.188	400313	2205	0.006	5.31		16	4-AM-2,6-DNT
36.883	238076	1574	0.007	3.79	$	1	3,4-Dinitrotoluene
38.227	455092	2443	0.005	5.89		15	2,4,6-Trinitrotolue
41.164	223544	2015	0.009	4.85		4	HMX
43.245	3868	19	0.005	0.04			
43.627	3994	25	0.006	0.06			
45.016	4763	38	0.008	0.09			
46.726	358819	7092	0.020	17.20		12	TETRYL
49.991	142283	745	0.005	1.79			
52.159	38118	64	0.002	0.15			
	6020811	41470		100.000			

Total unknown % height = 2.310

Data File: \\Terastation\share\GCdata\LC9.I\03032010.B\C-000007.d
Date : 03-MAR-2010 22:56
Client ID:
Sample Info: 8330 10CCSV0049 ICAL L4:1

Instrument: LC9.i

Operator: NS
Column diameter: 4.60

Column phase: Agilent ZorbaxCyano

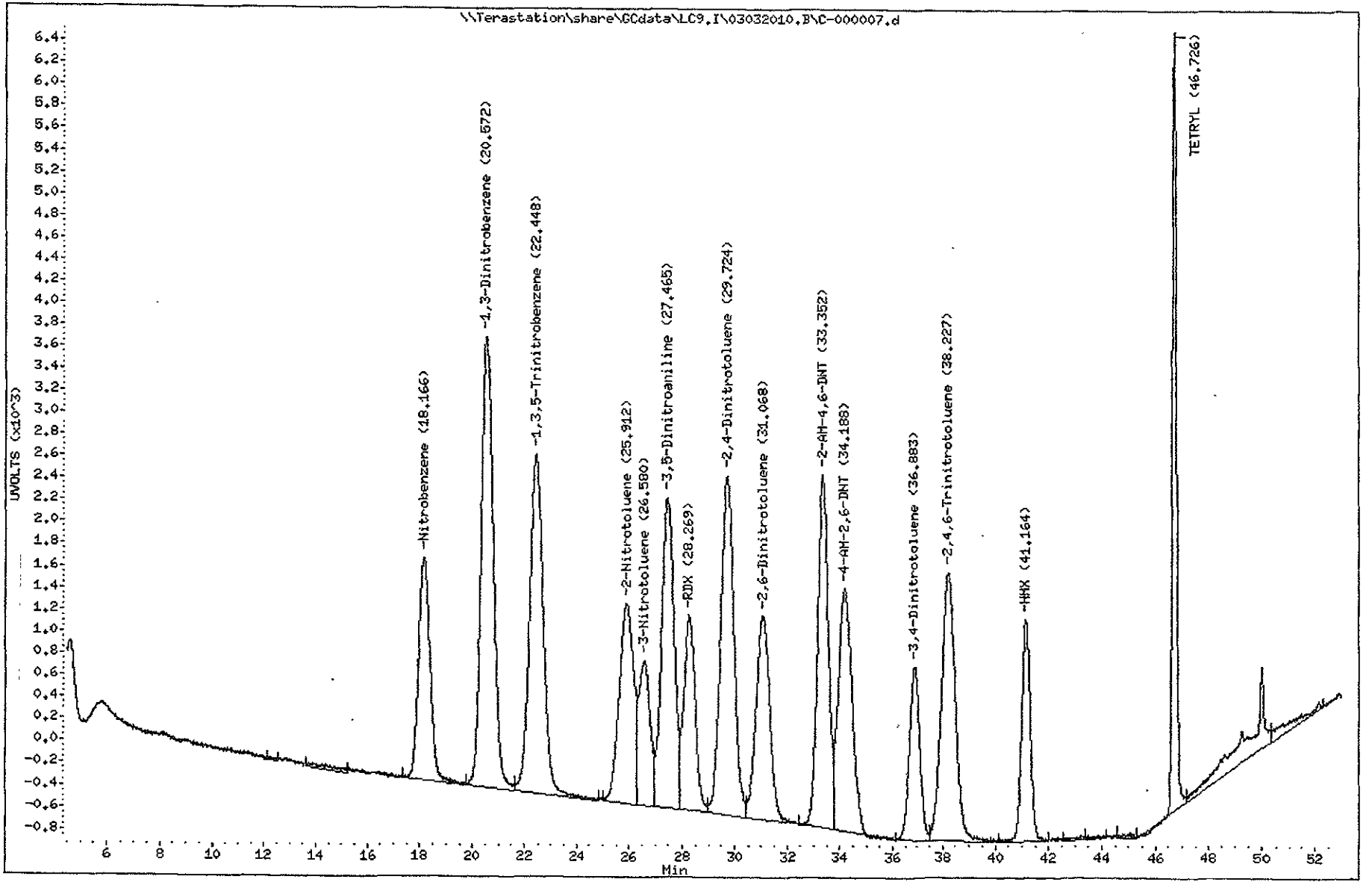

3489
North Canton

TestAmerica West Sacramento

Method 8330

Data file : \\Terastation\share\GCdata\LC9.I\03032010.B\C-000007.d\C-000007.
Lab Smp Id: 8330 10GCSV0049 ICA
Inj Date : 03-MAR-2010 22:56
Operator : NS Inst ID: LC9.i
Smp Info : 8330 10GCSV0049 ICAL L4;1
Misc Info : ;4;;;;3;CAL.sub;;0;0;
Comment : SOP WS-LC-0009
Method : \\Terastation\share\GCdata\LC9.I\03032010.B\8330METCNAB.M\8330CN
Meth Date : 04-Mar-2010 09:33 shafern Quant Type: AREA%
Cal Date : 03-MAR-2010 22:56 Cal File: C-000007.d
Als bottle: 84 Calibration Sample, Level: 4
Dil Factor: 1.00000
Integrator: HP Genie Compound Sublist: CAL.sub
Target Version: 4.14
Processing Host: SACP307FK

RT	AREA	HEIGHT	HT/AREA	% HEIGHT	COMPOUNDS
45.032	248224	2360	0.010	15.38	14 Nitroglycerin
49.292	63920	1605	0.025	10.46	
49.648	35147	363	0.010	2.36	
49.966	319255	11011	0.034	71.80	23 PETN
	666545	15339		100.000	

Total unknown % height = 12.82

Data File: \\Terastation\share\GCdata\LC9,I\03032010,B\C-000007,d\C-000007,d

Page 2

Date : 03-MAR-2010 22:56

Client ID:

Instrument: LC9,i

Sample Info: B330 10GCSV0049 ICAL L4;1

Operator: NS

Column phase: Agilent ZorbaxCyano

Column diameter: 4.60

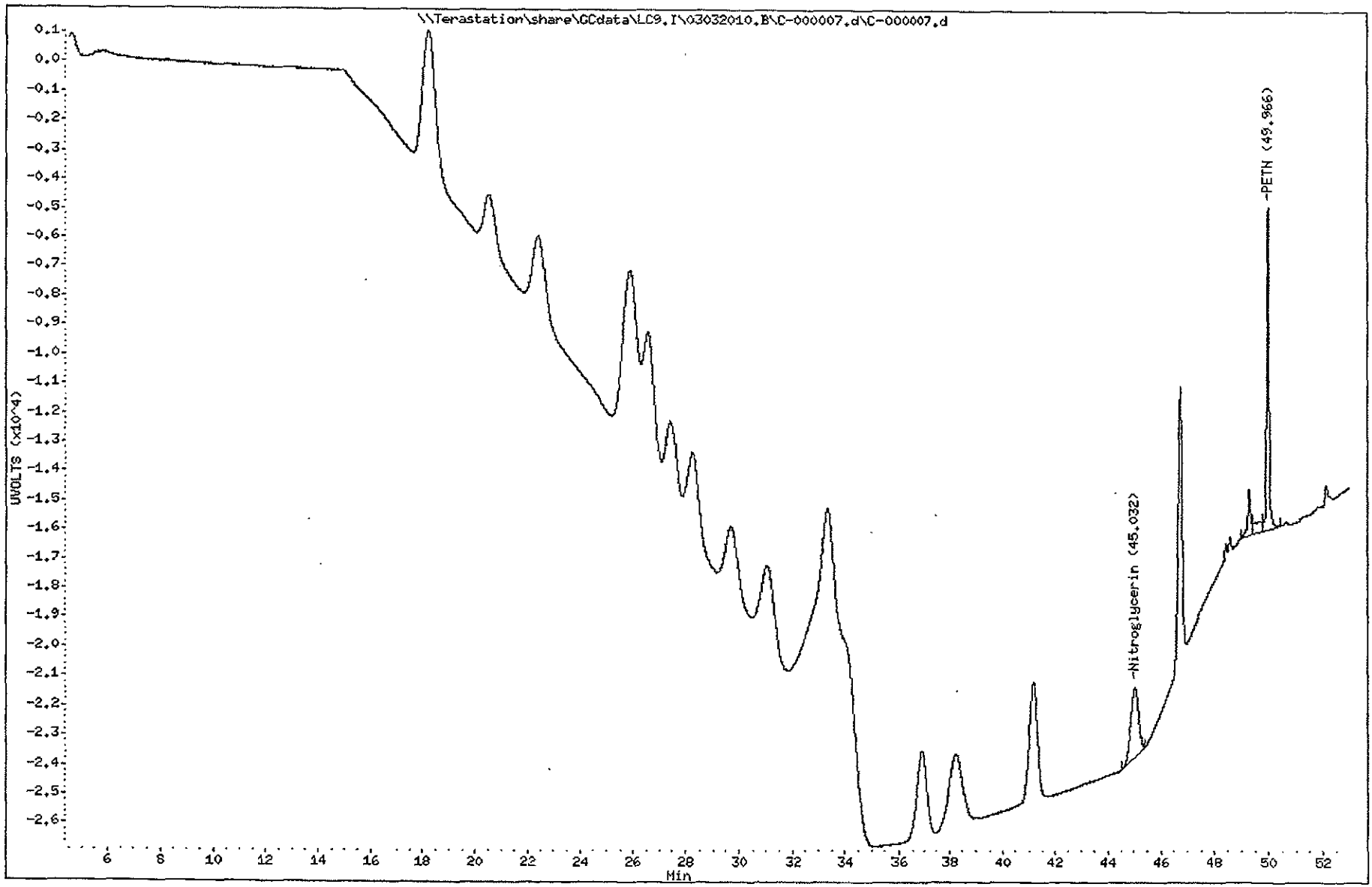

TestAmerica West Sacramento

C-000008.D

Chromatography Summary

Method 8330 Target Analyte Results

Injection Date: 3/4/2010 0:01 Operator: NS
DataFile: LC9.I\03032010.B\C-000008.D Vial Num: 85
Instrument ID: LC9

Sample : **8330 10GCSV0072 ICAL L5**

Method File: LC9.I\03032010.B\8330METCNAB.M
Start Cal Date: 3/3/2010 19:39 End Cal Date: 3/4/2010 0:01

Dilution Factor	Extract Volume	Sample Volume	Sample Weight
1X	0 mL	0 mL	0 g

Matrix: NONE SubList: CAL.sub SpikeList:
Samp. Info: 8330 10GCSV0072 ICAL L5;1
Misc. Info: ;5;;;;3;CAL.sub;,0;0;

	Zorbax Cyano(250nm)					Zorbax Cyano(250nm-205nm)				
Compound Name	RT	Response	Spike Level	Flag	Response Factor	RT	Response	Spike Level	Flag	Response Factor
3,4-Dinitrotoluene	36.96	3227	100		32.27			100		0
HMX	41.25	3838	100		38.38			100		0
RDX	28.31	3431	100		34.31			100		0
Picric ACID			200		0			200		0
1,3,5-Trinitrobenzene	22.46	5917	100		59.17			100		0
1,3-Dinitrobenzene	20.60	7938	100		79.38			100		0
TETRYL	46.76	13313	100		133.13			100		0
Nitrobenzene	18.20	3922	100		39.22			100		0
2,4,6-Trinitrotoluene	38.29	4577	100		45.77			100		0
4-AM-2,6-DNT	34.27	3964	100		39.64			100		0
2-AM-4,6-DNT	33.42	6105	100		61.05			100		0
2,6-Dinitrotoluene	31.09	3566	100		35.66			100		0
2,4-Dinitrotoluene	29.74	5969	100		59.69			100		0
2-Nitrotoluene	25.95	3491	200		17.455			200		0
4-Nitrotoluene			200		0			200		0
3-Nitrotoluene	26.62	2517	100		25.17			100		0
Nitroglycerin			100		0	45.10	4856	100		48.56
PETN			100		0	49.97	21845	100		218.45
3,5-Dinitroaniline	27.50	5448	100		54.48			100		0
EGDN			100		0			100		0

Notes:
M = Manually Integrated
D = Operator Disabled Result
O = Over Calibration Range

Signals Differ by More Than 40%
Signals Differ by More Than 50%

Printed: 3/4/2010 9:35 AM

TestAmerica West Sacramento

Method 8330

Data file : \\Terastation\share\GCdata\LC9.I\03032010.B\C-000008.d
Lab Smp Id: 8330 10GCSV0072 ICA
Inj Date : 04-MAR-2010 00:01
Operator : NS Inst ID: LC9.i
Smp Info : 8330 10GCSV0072 ICAL L5;1
Misc Info : ;5;;;;3;CAL.sub;;0;0;
Comment : SOP WS-LC-0009
Method : \\Terastation\share\GCdata\LC9.I\03032010.B\8330METCNAB.m
Meth Date : 04-Mar-2010 09:34 shafern Quant Type: AREA%
Cal Date : 04-MAR-2010 00:01 Cal File: C-000008.d
Als bottle: 85 Calibration Sample, Level: 5
Dil Factor: 1.00000
Integrator: HP Genie Compound Sublist: CAL.sub
Target Version: 4.14
Processing Host: SACP307FK

RT	AREA	HEIGHT	HT/AREA	% HEIGHT		COMPOUNDS
14.354	4225	32	0.008	0.04		
18.203	592041	3922	0.007	4.94	13	Nitrobenzene
20.601	1244368	7938	0.006	10.00	10	1,3-Dinitrobenzene
22.462	1045204	5917	0.006	7.45	9	1,3,5-Trinitrobenze
25.952	666057	3491	0.005	4.39	20	2-Nitrotoluene
26.621	381314	2517	0.007	3.17	22	3-Nitrotoluene
27.503	860833	5448	0.006	6.86	11	3,5-Dinitroaniline
28.306	514187	3431	0.007	4.32	7	RDX
29.737	1031163	5969	0.006	7.52	19	2,4-Dinitrotoluene
31.089	644666	3566	0.006	4.49	18	2,6-Dinitrotoluene
33.418	857326	6105	0.007	7.69	17	2-AM-4,6-DNT
34.272	738904	3964	0.005	4.99	16	4-AM-2,6-DNT
36.962	485434	3227	0.007	4.06	$ 1	3,4-Dinitrotoluene
38.289	849042	4577	0.005	5.76	15	2,4,6-Trinitrotolue
41.251	420671	3838	0.009	4.83	4	HMX
45.184	6081	46	0.008	0.05		
46.760	684679	13313	0.019	16.88	12	TETRYL
49.490	105618	231	0.002	0.29		
49.659	9639	195	0.020	0.24		
49.990	61160	1356	0.022	1.70		
50.736	20768	110	0.005	0.13		
51.440	16172	121	0.007	0.15		
52.148	7949	43	0.005	0.05		
	11247502	79357		100.000		

Total unknown % height = 2.650

Data File: \\Terastation\share\GCdata\LC9.I\03032010.B\C-000008.d
Date : 04-MAR-2010 00:01
Client ID:
Sample Info: 8330 10GCSV0072 ICAL L5;1

Instrument: LC9.i

Operator: NS
Column diameter: 4.60

Column phase: Agilent ZorbaxCyano

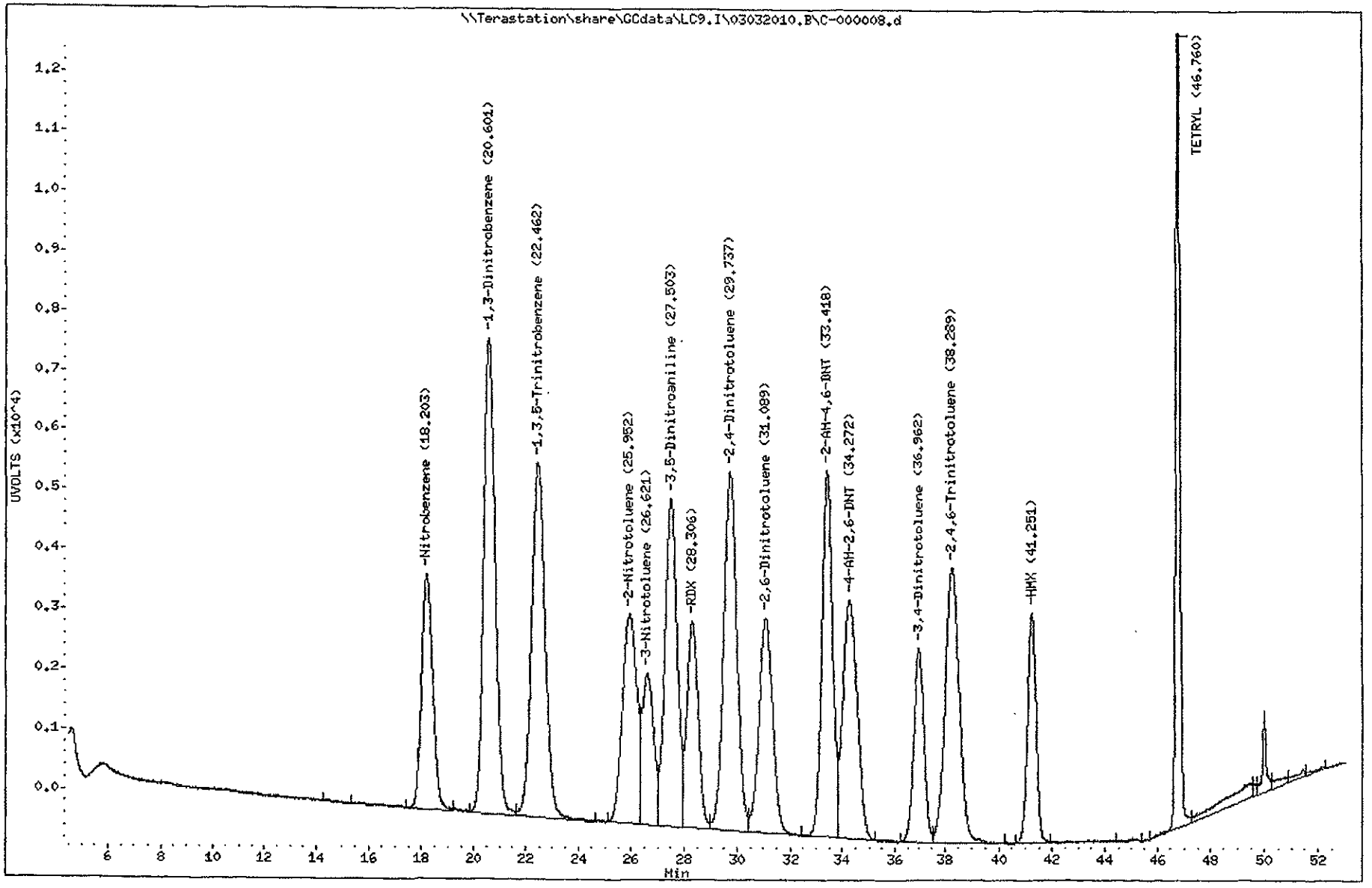

3494
North Canton

TestAmerica West Sacramento

Method 8330

Data file : \\Terastation\share\GCdata\LC9.I\03032010.B\C-000008.d\C-000008.
Lab Smp Id: 8330 10GCSV0072 ICA
Inj Date : 04-MAR-2010 00:01
Operator : NS Inst ID: LC9.i
Smp Info : 8330 10GCSV0072 ICAL L5;1
Misc Info : ;5;;;;3;CAL.sub;;0;0;
Comment : SOP WS-LC-0009
Method : \\Terastation\share\GCdata\LC9.I\03032010.B\8330METCNAB.M\8330CN
Meth Date : 04-Mar-2010 09:35 shafern Quant Type: AREA%
Cal Date : 04-MAR-2010 00:01 Cal File: C-000008.d
Als bottle: 85 Calibration Sample, Level: 5
Dil Factor: 1.00000
Integrator: HP Genie Compound Sublist: CAL.sub
Target Version: 4.14
Processing Host: SACP307FK

RT	AREA	HEIGHT	HT/AREA	% HEIGHT	COMPOUNDS
45.097	514912	4856	0.009	17.13	14 Nitroglycerin
49.299	53299	1084	0.020	3.82	
49.654	57962	558	0.010	1.96	
49.969	626808	21845	0.035	77.09	23 PETN
	1252980	28343		100.000	

Total unknown % height = 5.780

Data File: \\Terastation\share\GCdata\LC9.I\03032010.B\C-000008.d\C-000008.d
Date : 04-MAR-2010 00:01
Client ID:
Sample Info: 8330 10GCSV0072 ICAL L5;1

Instrument: LC9.i
Operator: NS
Column diameter: 4.60

Column phase: Agilent ZorbaxCyano

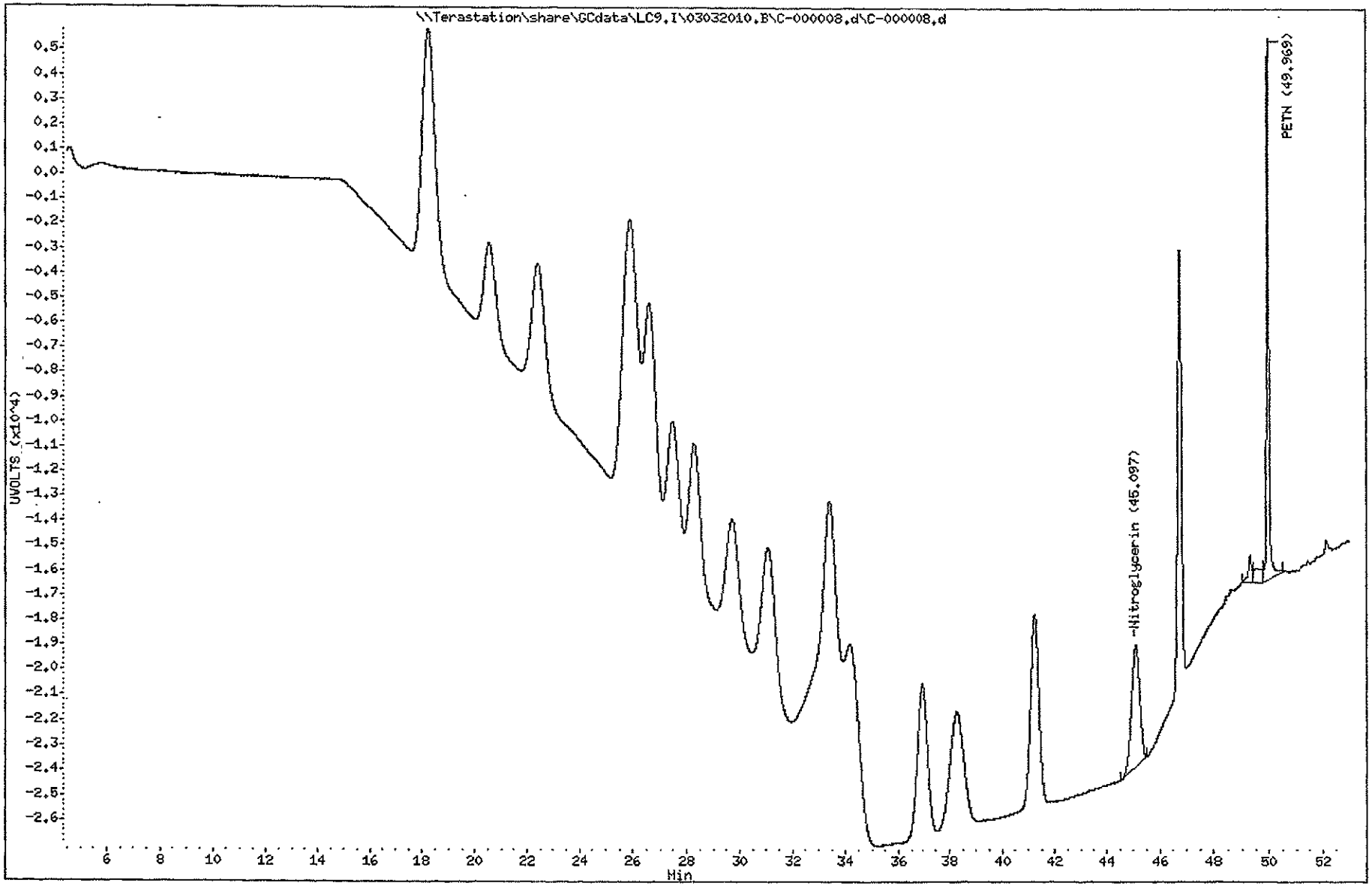

3496
North Canton

TestAmerica West Sacramento

C-000009.D

Chromatography Summary

Injection Date: 3/4/2010 1:07 Operator: NS

DataFile: LC9.I\03032010.B\C-000009.D Vial Num: 86

Instrument ID: LC9

Method 8330 Target Analyte Results

Sample : **8330 09GCSV0482 ICAL L6**

Method File: LC9.I\03032010.B\8330METCNAB.M

Start Cal Date: 3/3/2010 19:39 End Cal Date: 3/4/2010 3:18

Dilution Factor	Extract Volume	Sample Volume	Sample Weight
1X	0 mL	0 mL	0 g

Matrix: NONE SubList: CAL.sub SpikeList:

Samp. Info: 8330 09GCSV0482 ICAL L6;1

Misc. Info: ;6;;;;3;CAL.sub;;0;0;

	Zorbax Cyano(250nm)					Zorbax Cyano(250nm-205nm)				
Compound Name	RT	Response	Spike Level	Flag	Response Factor	RT	Response	Spike Level	Flag	Response Factor
3,4-Dinitrotoluene	36.92	6132	200		30.66			200		0
HMX	41.25	7628	200		38.14			200		0
RDX	28.32	6812	200		34.06			200		0
Picric ACID			500		0			500		0
1,3,5-Trinitrobenzene	22.47	11832	200		59.16			200		0
1,3-Dinitrobenzene	20.61	15883	200		79.415			200		0
TETRYL	46.77	29447	200		147.235			200		0
Nitrobenzene	18.22	7819	200		39.095			200		0
2,4,6-Trinitrotoluene	38.26	9437	200		47.185			200		0
4-AM-2,6-DNT	34.21	8014	200		40.07			200		0
2-AM-4,6-DNT	33.36	12268	200		61.34			200		0
2,6-Dinitrotoluene	31.11	7026	200		35.13			200		0
2,4-Dinitrotoluene	29.76	11906	200		59.53			200		0
2-Nitrotoluene	25.97	7021	400		17.5525			400		0
4-Nitrotoluene			400		0			400		0
3-Nitrotoluene	26.63	5037	200		25.185			200		0
Nitroglycerin			200		0	45.11	10041	200		50.205
PETN			200		0	49.99	43546	200		217.73
3,5-Dinitroaniline	27.51	10855	200		54.275			200		0
EGDN			200		0			200		0

Notes:

M = Manually Integrated

D = Operator Disabled Result

O = Over Calibration Range

Signals Differ by More Than 40%

Signals Differ by More Than 50%

Printed: 3/4/2010 9:56 AM

TestAmerica West Sacramento

Method 8330

Data file : \\Terastation\share\GCdata\LC9.I\03032010.B\C-000009.d
Lab Smp Id: 8330 09GCSV0482 ICA
Inj Date : 04-MAR-2010 01:07
Operator : NS Inst ID: LC9.i
Smp Info : 8330 09GCSV0482 ICAL L6;1
Misc Info : ;6;;;;3;CAL.sub;;0;0;
Comment : SOP WS-LC-0009
Method : \\Terastation\share\GCdata\LC9.I\03032010.B\8330METCNAB.m
Meth Date : 04-Mar-2010 09:35 shafern Quant Type: AREA%
Cal Date : 04-MAR-2010 01:07 Cal File: C-000009.d
Als bottle: 86 Calibration Sample, Level: 6
Dil Factor: 1.00000
Integrator: HP Genie Compound Sublist: CAL.sub
Target Version: 4.14
Processing Host: SACP307FK

RT	AREA	HEIGHT	HT/AREA	% HEIGHT			COMPOUNDS
18.217	1187675	7819	0.007	4.86		13	Nitrobenzene
20.613	2495688	15883	0.006	9.87		10	1,3-Dinitrobenzene
22.469	2101453	11832	0.006	7.35		9	1,3,5-Trinitrobenze
25.966	1346976	7021	0.005	4.36		20	2-Nitrotoluene
26.631	757308	5037	0.007	3.13		22	3-Nitrotoluene
27.511	1726403	10855	0.006	6.74		11	3,5-Dinitroaniline
28.321	1026784	6812	0.007	4.23		7	RDX
29.756	2048363	11906	0.006	7.40		19	2,4-Dinitrotoluene
31.109	1273284	7026	0.006	4.36		18	2,6-Dinitrotoluene
33.359	1706542	12268	0.007	7.62		17	2-AM-4,6-DNT
34.209	1477478	8014	0.005	4.98		16	4-AM-2,6-DNT
36.924	935312	6132	0.007	3.81	$	1	3,4-Dinitrotoluene
38.260	1787870	9437	0.005	5.86		15	2,4,6-Trinitrotolue
41.246	849220	7628	0.009	4.74		4	HMX
43.374	3072	30	0.010	0.01			
44.362	3547	30	0.008	0.01			
45.079	11063	90	0.008	0.05			
46.771	1512340	29447	0.019	18.43		12	TETRYL
48.660	56403	212	0.004	0.13			
49.325	39276	396	0.010	0.24			
49.619	19129	207	0.011	0.12			
50.014	104122	2643	0.025	1.64			
51.487	29749	57	0.002	0.03			
52.166	6009	58	0.010	0.03			
	22505067	160840		100.000			

Total unknown % height = 2.260

Data File: \\Terastation\share\GCdata\LC9.I\03032010.B\C-000009.d
Date : 04-MAR-2010 01:07
Client ID:
Sample Info: 8330 09GCSV0482 ICAL L6:1

Instrument: LC9.i

Operator: NS
Column diameter: 4.60

Column phase: Agilent ZorbaxCyano

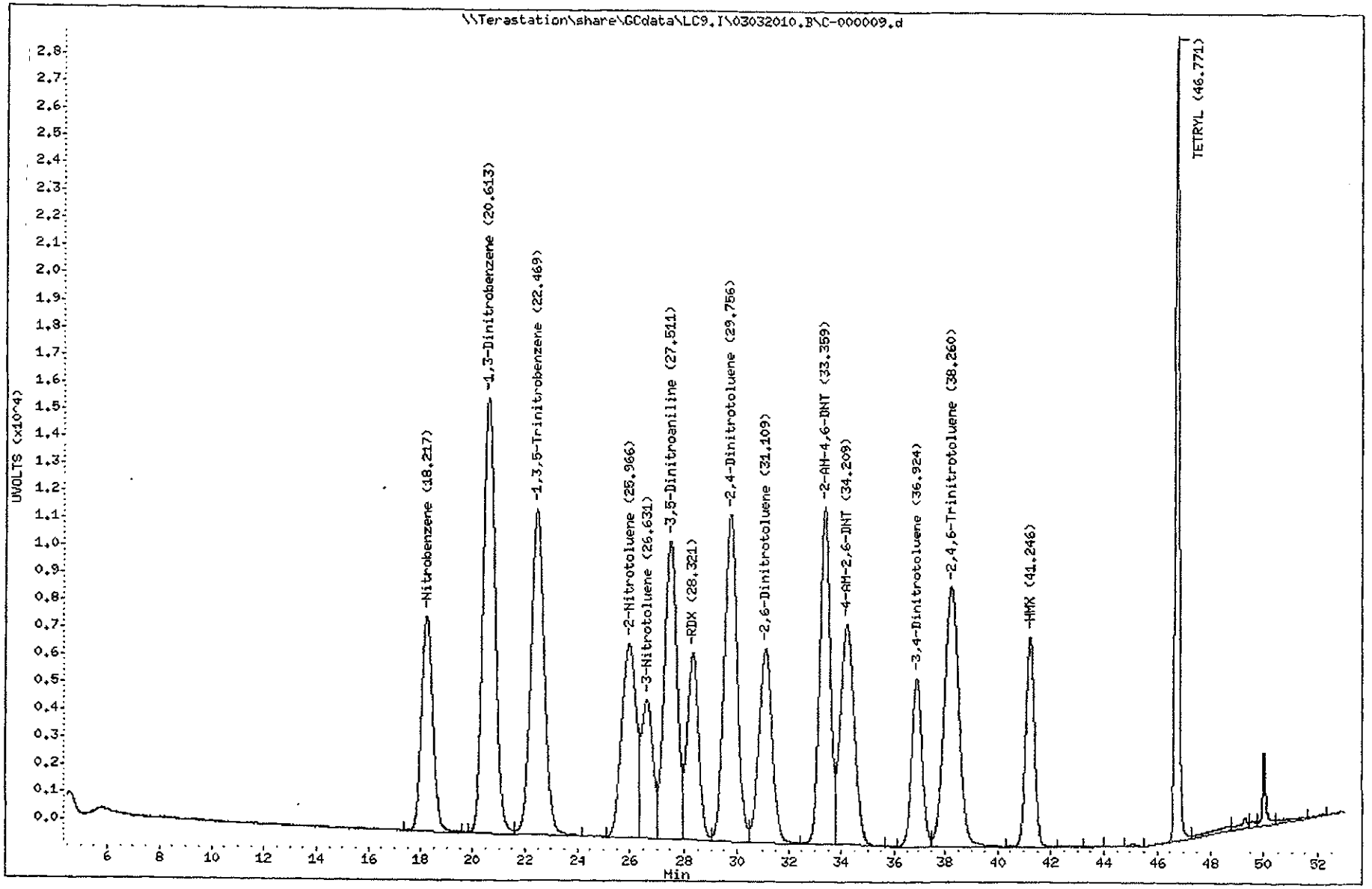

3499

North Canton

TestAmerica West Sacramento

Method 8330

Data file : \\Terastation\share\GCdata\LC9.I\03032010.B\C-000009.d\C-000009.
Lab Smp Id: 8330 09GCSV0482 ICA
Inj Date : 04-MAR-2010 01:07
Operator : NS Inst ID: LC9.i
Smp Info : 8330 09GCSV0482 ICAL L6;1
Misc Info : ;6;;;;3;CAL.sub;;0;0;
Comment : SOP WS-LC-0009
Method : \\Terastation\share\GCdata\LC9.I\03032010.B\8330METCNAB.M\8330CN
Meth Date : 04-Mar-2010 09:35 shafern Quant Type: AREA%
Cal Date : 04-MAR-2010 01:07 Cal File: C-000009.d
Als bottle: 86 Calibration Sample, Level: 6
Dil Factor: 1.00000
Integrator: HP Genie Compound Sublist: CAL.sub
Target Version: 4.14
Processing Host: SACP307FK

RT	AREA	HEIGHT	HT/AREA	% HEIGHT	COMPOUNDS
45.109	1089586	10041	0.009	17.37	14 Nitroglycerin
49.323	124291	3526	0.028	6.10	
49.648	58042	671	0.012	1.16	
49.994	1213099	43546	0.036	75.37	23 PETN
	2485017	57784		100.000	

Total unknown % height = 7.260

Data File: \\Terastation\share\GCdata\LC9.I\03032010.B\C-000009.d\C-000009.d
Date : 04-MAR-2010 01:07
Client ID:
Sample Info: 8330 09GCSV0482 ICAL L6;1

Instrument: LC9.i
Operator: NS
Column diameter: 4.60

Column phase: Agilent ZorbaxCyano

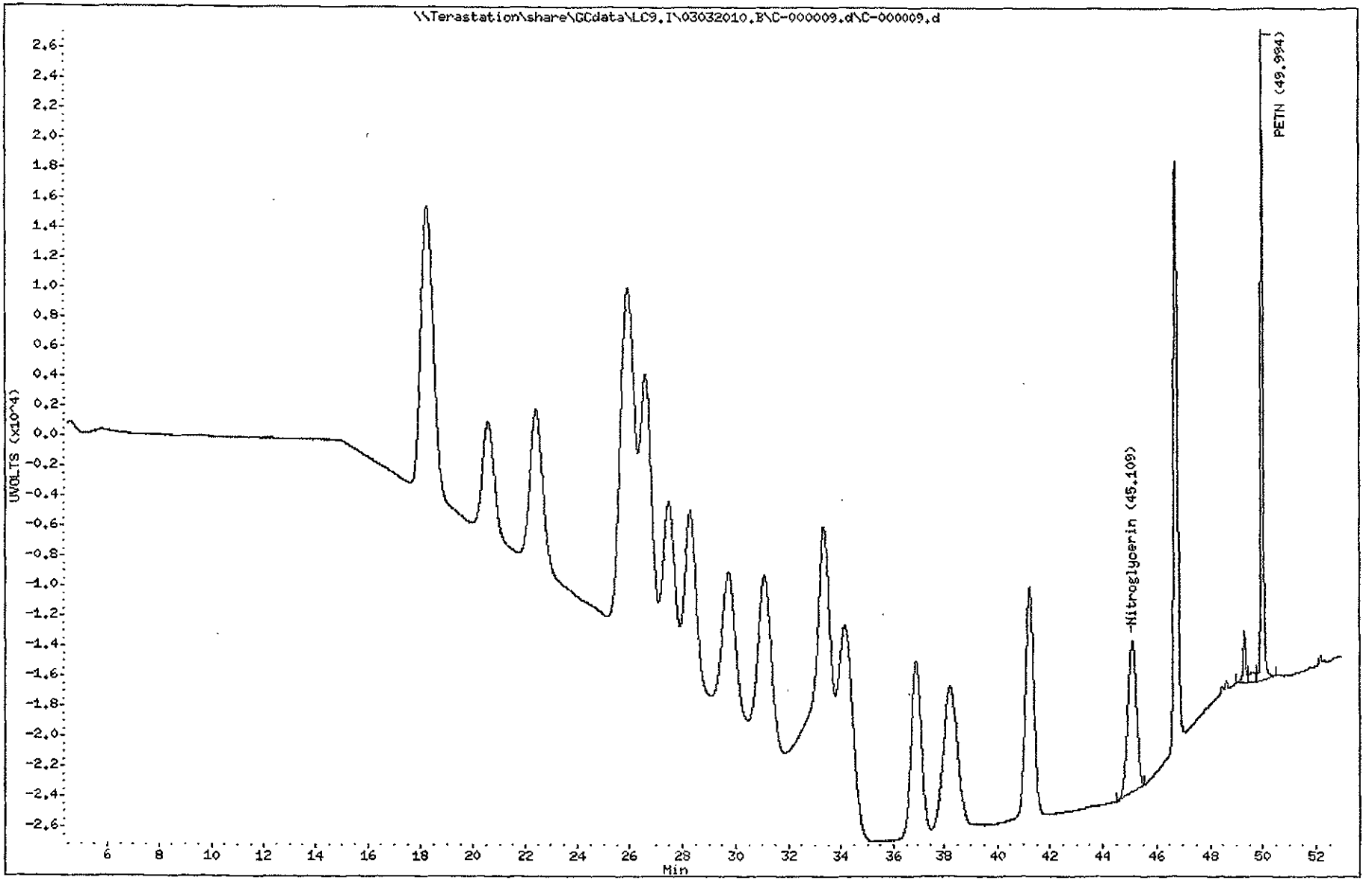

TestAmerica West Sacramento

C-000010.D

Chromatography Summary

Injection Date: 3/4/2010 2:12 Operator: NS

DataFile: LC9.I\03032010.B\C-000010.D Vial Num: 87

Method 8330 Target Analyte Results

Instrument ID: LC9

Sample : **8330 10GCSV0050 ICAL L7**

Method File: LC9.I\03032010.B\8330METCNAB.M

Start Cal Date: 3/3/2010 19:39 End Cal Date: 3/4/2010 3:18

Dilution Factor	Extract Volume	Sample Volume	Sample Weight
1X	0 mL	0 mL	0 g

Matrix: NONE SubList: CAL.sub SpikeList:

Samp. Info: 8330 10GCSV0050 ICAL L7;1

Misc. Info: ,7;,,,;3;CAL.sub;;0;0;

	Zorbax Cyano(250nm)					Zorbax Cyano(250nm-205nm)				
Compound Name	RT	Response	Spike Level	Flag	Response Factor	RT	Response	Spike Level	Flag	Response Factor
3,4-Dinitrotoluene	36.83	9381	300		31.27			300		0
HMX	41.14	18894	500		37.788			500		0
RDX	28.24	15968	500		31.936			500		0
Picric ACID			1000		0			1000		0
1,3,5-Trinitrobenzene	22.42	29114	500		58.228			500		0
1,3-Dinitrobenzene	20.57	37565	500		75.13			500		0
TETRYL	46.72	68351	500		136.702			500		0
Nitrobenzene	18.17	17976	500		35.952			500		0
2,4,6-Trinitrotoluene	38.16	23267	500		46.534			500		0
4-AM-2,6-DNT	34.11	20320	500		40.64			500		0
2-AM-4,6-DNT	33.30	29610	500		59.22			500		0
2,6-Dinitrotoluene	31.02	17564	500		35.128			500		0
2,4-Dinitrotoluene	29.68	28765	500		57.53			500		0
2-Nitrotoluene	25.88	17147	1000		17.147			1000		0
4-Nitrotoluene			1000		0			1000		0
3-Nitrotoluene	26.53	/ 12130	500		24.26			500		0
Nitroglycerin			500		0	44.99	25412	500		50.824
PETN			500		0	49.98	/ 110509	500		221.018
3,5-Dinitroaniline	27.44	25882	500		51.764			500		0
EGDN			500		0			500		0

Notes:
M = Manually Integrated
D = Operator Disabled Result
O = Over Calibration Range

Signals Differ by More Than 40%
Signals Differ by More Than 50%

Printed: 3/4/2010 9:56 AM

TestAmerica West Sacramento

Method 8330

Data file : \\Terastation\share\GCdata\LC9.I\03032010.B\C-000010.d
Lab Smp Id: 8330 10GCSV0050 ICA
Inj Date : 04-MAR-2010 02:12
Operator : NS Inst ID: LC9.i
Smp Info : 8330 10GCSV0050 ICAL L7;1
Misc Info : ;7;;;;3;CAL.sub;;0;0;
Comment : SOP WS-LC-0009
Method : \\Terastation\share\GCdata\LC9.I\03032010.B\8330METCNAB.m
Meth Date : 04-Mar-2010 09:35 shafern Quant Type: AREA%
Cal Date : 04-MAR-2010 02:12 Cal File: C-000010.d
Als bottle: 87 Calibration Sample, Level: 7
Dil Factor: 1.00000
Integrator: HP Genie Compound Sublist: CAL.sub
Target Version: 4.14
Processing Host: SACP307FK

RT	AREA	HEIGHT	HT/AREA	% HEIGHT		COMPOUNDS
18.173	2996834	17976	0.006	4.72		13 Nitrobenzene
20.571	6323653	37565	0.006	9.87		10 1,3-Dinitrobenzene
22.424	5317290	29114	0.005	7.65		9 1,3,5-Trinitrobenze
25.880	3436116	17147	0.005	4.50		20 2-Nitrotoluene
26.535	1905539	12130	0.006	3.18		22 3-Nitrotoluene
27.441	4405650	25882	0.006	6.80		11 3,5-Dinitroaniline
28.244	2587222	15968	0.006	4.19		7 RDX
29.677	5205888	28765	0.006	7.56		19 2,4-Dinitrotoluene
31.018	3229537	17564	0.005	4.61		18 2,6-Dinitrotoluene
33.299	4297703	29610	0.007	7.78		17 2-AM-4,6-DNT
34.108	3707027	20320	0.005	5.34		16 4-AM-2,6-DNT
36.826	1477856	9381	0.006	2.46	$	1 3,4-Dinitrotoluene
38.159	4446324	23267	0.005	6.11		15 2,4,6-Trinitrotolue
41.139	2143280	18894	0.009	4.96		4 HMX
43.342	11529	60	0.005	0.01		
44.995	28852	236	0.008	0.06		
46.723	3428488	68351	0.020	18.06		12 TETRYL
49.460	59621	244	0.004	0.06		
49.999	220491	6665	0.030	1.75		
51.461	28841	183	0.006	0.04		
52.149	38860	1107	0.028	0.29		
	55296601	380429		100.000		

Total unknown % height = 2.210

Data File: \\Terastation\share\GCdata\LC9,I\03032010,B\C-000010.d
Date : 04-MAR-2010 02:12
Client ID:
Sample Info: 8330 10GCSV0050 ICAL L7;1

Instrument: LC9,i

Operator: NS
Column diameter: 4.60

Column phase: Agilent ZorbaxCyano

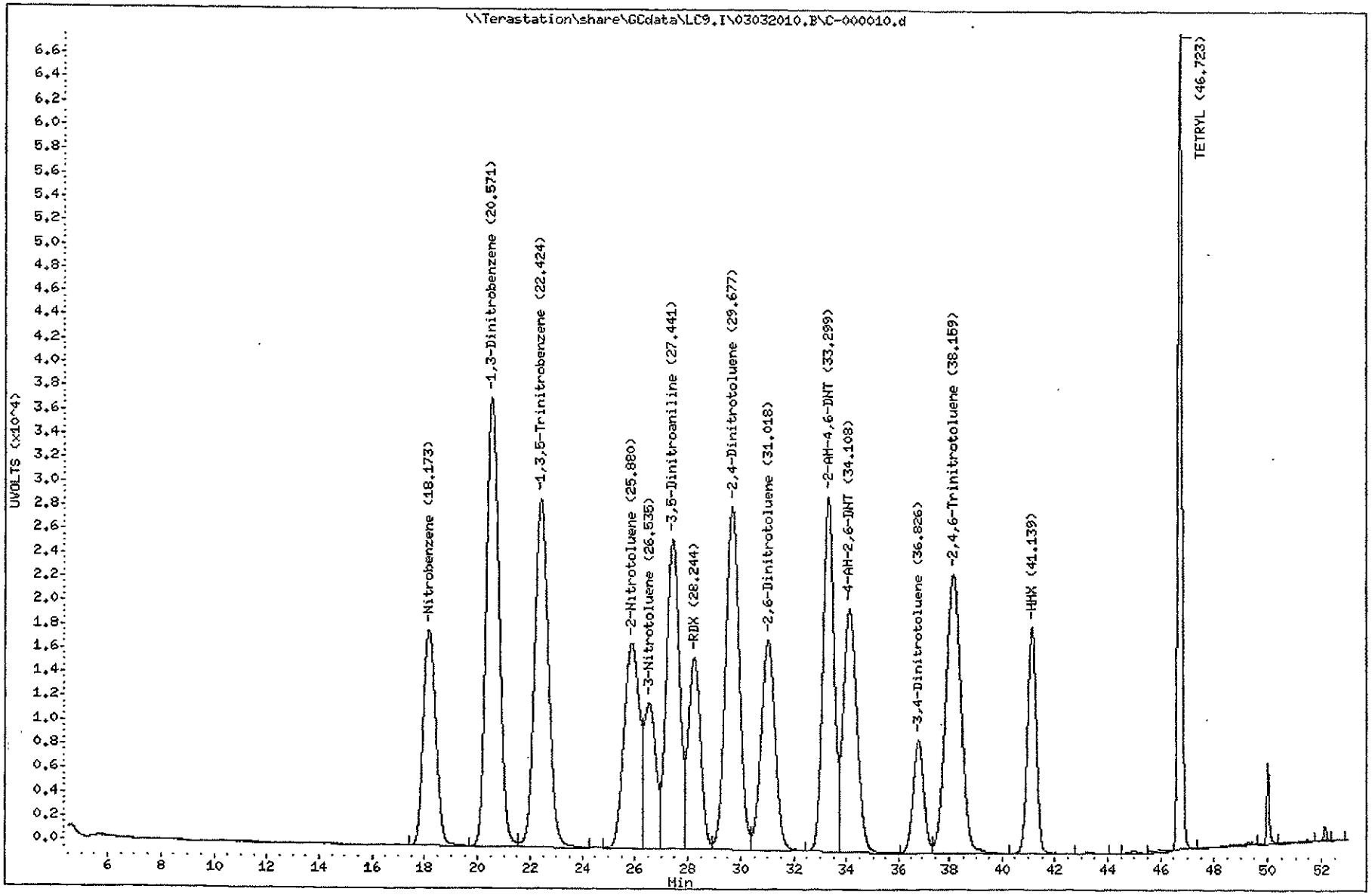

3504
North Canton

TestAmerica West Sacramento

Method 8330

Data file : \\Terastation\share\GCdata\LC9.I\03032010.B\C-000010.d\C-000010.
Lab Smp Id: 8330 10GCSV0050 ICA
Inj Date : 04-MAR-2010 02:12
Operator : NS Inst ID: LC9.i
Smp Info : 8330 10GCSV0050 ICAL L7;1
Misc Info : ;7;;;;3;CAL.sub;;0;0;
Comment : SOP WS-LC-0009
Method : \\Terastation\share\GCdata\LC9.I\03032010.B\8330METCNAB.M\8330CN
Meth Date : 04-Mar-2010 09:36 shafern Quant Type: AREA%
Cal Date : 04-MAR-2010 02:12 Cal File: C-000010.d
Als bottle: 87 Calibration Sample, Level: 7
Dil Factor: 1.00000
Integrator: HP Genie Compound Sublist: CAL.sub
Target Version: 4.14
Processing Host: SACP307FK

RT	AREA	HEIGHT	HT/AREA	% HEIGHT	COMPOUNDS
44.994	2869462	25412	0.009	18.39	14 Nitroglycerin
49.305	87969	1607	0.018	1.16	
49.628	46243	642	0.014	0.46	
49.979	2995521	110509	0.037	79.99	23 PETN
	5999194	138170		100.000	

Total unknown % height = 1.620

Data File: \\Terastation\share\GCdata\LC9.I\03032010.B\C-000010.d\C-000010.d
Date : 04-MAR-2010 02:12
Client ID:
Sample Info: 8330 10GCSV0050 ICAL L7;1

Instrument: LC9.i

Operator: NS
Column diameter: 4.60

Column phase: Agilent ZorbaxCyano

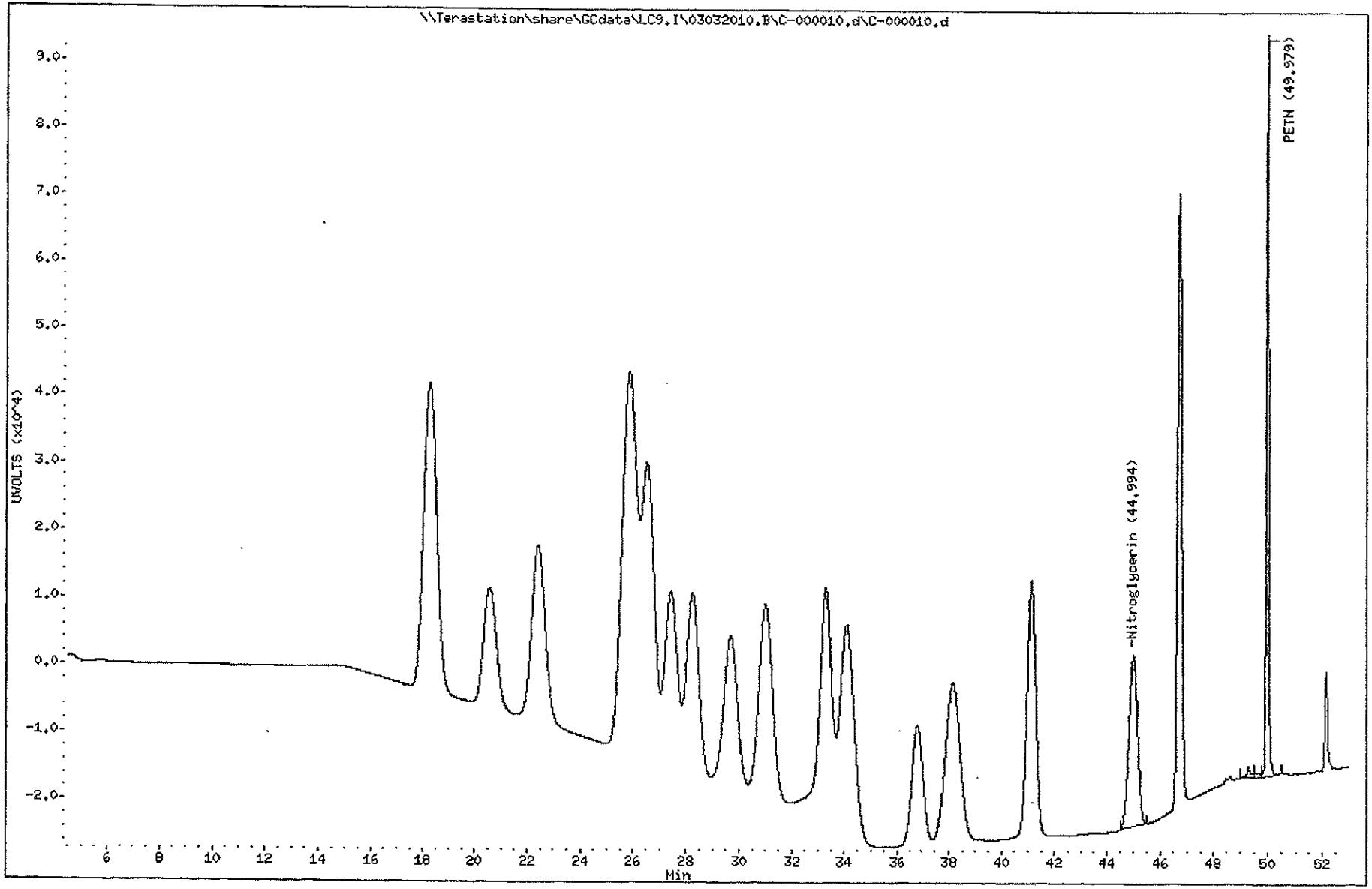

3506
North Canton

TestAmerica West Sacramento

C-000011.D

Chromatography Summary

Injection Date: 3/4/2010 3:18 Operator: NS

DataFile: LC9 I\03032010.B\C-000011.D Vial Num: 88

Instrument ID: LC9

Method 8330 Target Analyte Results

Sample : **8330 10GCSV0051 ICAL L8**

Method File: LC9.I\03032010.B\8330METCNAB.M

Start Cal Date: 3/3/2010 19:39 End Cal Date: 3/4/2010 3:18

Dilution Factor	Extract Volume	Sample Volume	Sample Weight
1X	0 mL	0 mL	0 g

Matrix: NONE SubList: CAL.sub SpikeList:

Samp. Info: 8330 10GCSV0051 ICAL L8;1

Misc. Info: ;8;;;;3,CAL.sub;;0;0;

	Zorbax Cyano(250nm)					Zorbax Cyano(250nm-205nm)				
Compound Name	RT	Response	Spike Level	Flag	Response Factor	RT	Response	Spike Level	Flag	Response Factor
3,4-Dinitrotoluene	36.66	14295	500		28.59			500		0
HMX	41.01	34701	1000		34.701			1000		0
RDX	28.08	27778	1000		27.778			1000		0
Picric ACID			2000		0			2000		0
1,3,5-Trinitrobenzene	22.36	53702	1000		53.702			1000		0
1,3-Dinitrobenzene	20.45	65650	1000		65.65			1000		0
TETRYL	46.69	129888	1000		129.888			1000		0
Nitrobenzene	18.04	30550	1000		30.55			1000		0
2,4,6-Trinitrotoluene	38.06	43928	1000		43.928			1000		0
4-AM-2,6-DNT	33.94	39783	1000		39.783			1000		0
2-AM-4,6-DNT	33.18	53740	1000		53.74			1000		0
2,6-Dinitrotoluene	30.86	31309	1000		31.309			1000		0
2,4-Dinitrotoluene	29.54	52135	1000		52.135			1000		0
2-Nitrotoluene	25.74	31378	2000	O	15.689			2000		0
4-Nitrotoluene			2000		0			2000		0
3-Nitrotoluene	26.29	22634	1000		22.634			1000		0
Nitroglycerin			1000		0	44.92	48250	1000	O	48.25
PETN			1000		0	49.96	214337	1000		214.337
3,5-Dinitroaniline	27.31	45356	1000		45.356			1000		0
EGDN			1000		0			1000		0

Notes:

M = Manually Integrated

D = Operator Disabled Result

O = Over Calibration Range

Signals Differ by More Than 40%

Signals Differ by More Than 50%

Printed: 3/4/2010 9:40 AM

TestAmerica West Sacramento

Method 8330

Data file : \\Terastation\share\GCdata\LC9.I\03032010.B\C-000011.d
Lab Smp Id: 8330 10GCSV0051 ICA
Inj Date : 04-MAR-2010 03:18
Operator : NS Inst ID: LC9.i
Smp Info : 8330 10GCSV0051 ICAL L8;1
Misc Info : ;8;;;;3;CAL.sub;;0;0;
Comment : SOP WS-LC-0009
Method : \\Terastation\share\GCdata\LC9.I\03032010.B\8330METCNAB.m
Meth Date : 04-Mar-2010 09:40 shafern Quant Type: AREA%
Cal Date : 04-MAR-2010 03:18 Cal File: C-000011.d
Als bottle: 88 Calibration Sample, Level: 8
Dil Factor: 1.00000
Integrator: HP Genie Compound Sublist: CAL.sub
Target Version: 4.14
Processing Host: SACP307FK

RT	AREA	HEIGHT	HT/AREA	% HEIGHT		COMPOUNDS
18.043	5953214	30550	0.005	4.41		13 Nitrobenzene
20.449	12576694	65650	0.005	9.48		10 1,3-Dinitrobenzene
22.355	10532153	53702	0.005	7.76		9 1,3,5-Trinitrobenze
25.738	7174411	31378	0.004	4.53		20 2-Nitrotoluene
26.292	3331742	22634	0.007	3.27		22 3-Nitrotoluene
27.311	8920309	45356	0.005	6.55		11 3,5-Dinitroaniline
28.083	5005360	27778	0.006	4.01		7 RDX
29.536	10327353	52135	0.005	7.53		19 2,4-Dinitrotoluene
30.858	6378951	31309	0.005	4.52		18 2,6-Dinitrotoluene
33.181	8513135	53740	0.006	7.76		17 2-AM-4,6-DNT
33.937	7288420	39783	0.005	5.75		16 4-AM-2,6-DNT
36.663	2480080	14295	0.006	2.06	$	1 3,4-Dinitrotoluene
38.055	8809485	43928	0.005	6.34		15 2,4,6-Trinitrotolue
41.009	4247937	34701	0.008	5.01		4 HMX
43.298	21292	112	0.005	0.01		
44.922	53794	407	0.008	0.05		
46.689	6747327	129888	0.019	18.89		12 TETRYL
49.428	60487	441	0.007	0.06		
49.975	418476	13446	0.032	1.94		
50.652	17568	175	0.010	0.02		
51.432	19618	335	0.017	0.04		
52.133	4191	74	0.018	0.01		
	108881998	691817		100.000		

Total unknown % height = 2.130

Data File: \\Terastation\share\GCdata\LC9.I\03032010.B\C-000011.d
Date : 04-MAR-2010 03:18
Client ID:
Sample Info: 8330 10GCSV0051 ICAL L8:1

Instrument: LC9.i

Operator: NS
Column diameter: 4.60

Column phase: Agilent ZorbaxCyano

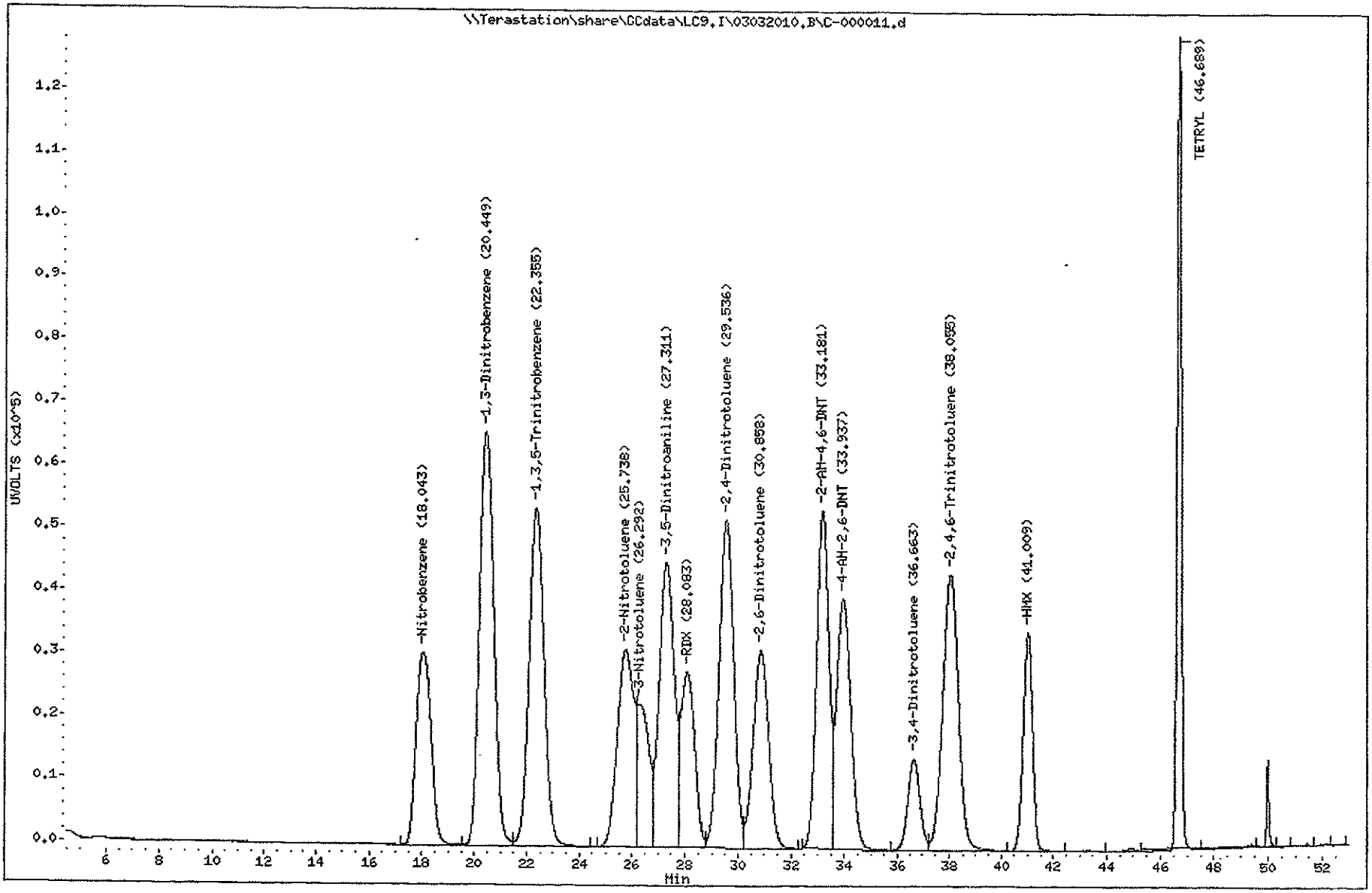

3509
North Canton

TestAmerica West Sacramento

Method 8330

Data file : \\Terastation\share\GCdata\LC9.I\03032010.B\C-000011.d\C-000011.
Lab Smp Id: 8330 10GCSV0051 ICA
Inj Date : 04-MAR-2010 03:18
Operator : NS Inst ID: LC9.i
Smp Info : 8330 10GCSV0051 ICAL L8;1
Misc Info : ;8;;;;3;CAL.sub;;0;0;
Comment : SOP WS-LC-0009
Method : \\Terastation\share\GCdata\LC9.I\03032010.B\8330METCNAB.M\8330CN
Meth Date : 04-Mar-2010 09:40 shafern Quant Type: AREA%
Cal Date : 04-MAR-2010 03:18 Cal File: C-000011.d
Als bottle: 88 Calibration Sample, Level: 8
Dil Factor: 1.00000
Integrator: HP Genie Compound Sublist: CAL.sub
Target Version: 4.14
Processing Host: SACP307FK

RT	AREA	HEIGHT	HT/AREA	% HEIGHT	COMPOUNDS
44.922	5887311	48250	0.008	18.22	14 Nitroglycerin
49.286	89733	1481	0.017	0.55	
49.646	37731	611	0.016	0.23	
49.957	5730589	214337	0.037	81.00	23 PETN
	11745364	264679		100.000	

Total unknown % height = 0.7800

Data File: \\Terastation\share\GCdata\LC9,I\03032010,B\C-000011.d\C-000011.d
Date : 04-MAR-2010 03:18
Client ID:
Sample Info: 8330 10GCSV0051 ICAL L8:1

Instrument: LC9,1

Operator: NS
Column diameter: 4.60

Column phase: Agilent ZorbaxCyano

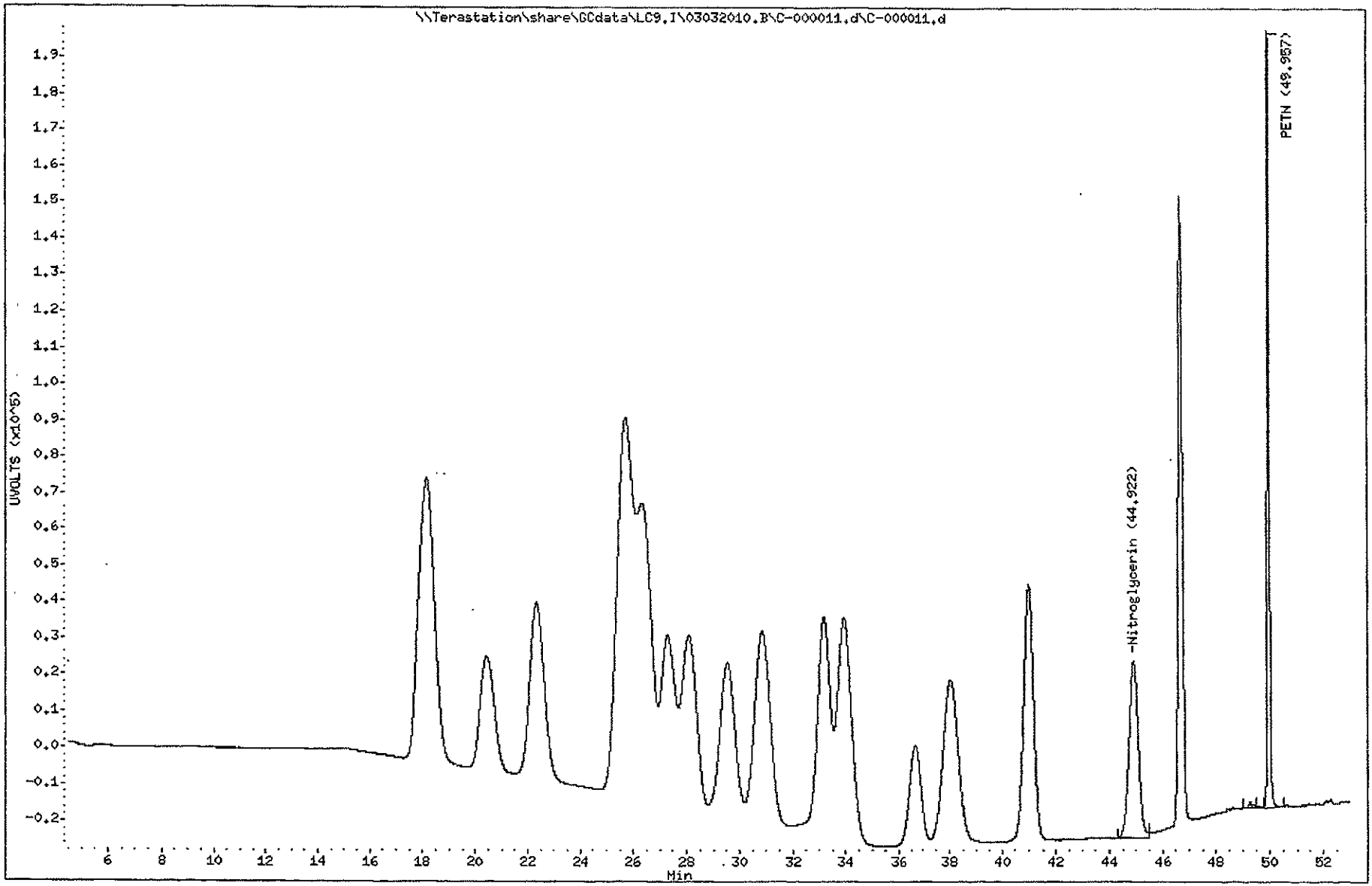

3511
North Canton

Sample Extraction/Preparation Log Copies

North Canton 3W

TestAmerica West Sacramento
ESC-Extraction Master Sheet

TestAmerica
THE LEADER IN ENVIRONMENTAL TESTING

Holding Time Due: 3/09/10 | Project Due: 3/17/10 | Date: 3/03/10
BATCH #: 0063129 | Initiated By: [signature] | Date: 3-8-10
Test #: 8330-B Solids | Extn Comp'd By: HA

QC Code	Lot ID	Sample #	Sample Size / Initial Mass	Final Volume / Final Mass	Chlorine checked
-B		-MB	10.00 g	80.00 mL	
-C		-LCS	10.00 g	80.00 mL	
	A0B240490	-1	9.76 g	80.00 mL	
-S		-1MS	10.62 g	80.00 mL	
-D		-1MSD	10.61 g	80.00 mL	
		-2	9.72 g	80.00 mL	
		-3	10.86 g	80.00 mL	
		-4	9.98 g	80.00 mL	
		-5	9.71 g	80.00 mL	
		-6	10.69 g	80.00 mL	N/A
		-7	9.91 g	80.00 mL	
		-8	9.87 g	80.00 mL	
		-9	10.35 g	80.00 mL	
		-10	10.52 g	80.00 mL	
		-11	9.96 g	80.00 mL	
		-12	10.34 g	80.00 mL	
		-13	10.09 g	80.00 mL	
		-14	10.15 g	80.00 mL	
		-15	10.23 g	80.00 mL	
		-16	10.30 g	80.00 mL	
		-17	9.99 g	80.00 mL	
		-18	9.79 g	80.00 mL	
		-19	10.11 g	80.00 mL	
		-20	9.82 g	80.00 mL	
-S		-20MS	10.28 g	80.00 mL	
-D		-20MSD	10.44 g	80.00 mL	

SOP No.: WS-LC-0009

EXTRACTION COMMENTS:
Multi-incremental Sampling/Date: 3/03/10

Dried/Date 2/25/10 Ground//Date 3/02/10, 3/03/10
Sonicated - Start: 3/4/10 @9:00 End: 3:00 Date: 3/5/10

Cleanup by/Date HD 3/8/10 Dilution by/Date HA 3/8/10

Final Vialling /Date HD 3/8/10

Millipore Water Dispensed / Date N/A

SPE Cartridge: Waters Lot # N/A

Samples 1, 3, 4, 8 had numerous small Rocks (1/4 - 1/2")
Samples 7, 12, 17 had Twigs and leaves
Samples 10 had leaves
Sample 20 had Rocks, Twigs, Leaves
Rocks, Twigs, Leaves Removed prior to grinding as per SOP 3/3/10

QC Codes	Standard Information: Volume	STD ID	Exp. Date	STD Name/Conc.	ppm/ppb
All	100uL	09GCSV0476	6/2/10	3,4-DNT 500g/mL	0.50
C,S,D	100uL	09GCSV0472	6/2/10	8330+DNA 500g/mL	0.50
C,S,D	200uL	09GCSV0481	6/2/10	NG/PETN 500g/mL	1.0

Spiked By / Date: TP 3/4/10 Witnessed By / Date: HA 3/4/10

QC Codes: B = MB, C = LCS, L = LCSD, S = MS, D = SD, FB = Filter Blank

C:\DOCUMENTS AND SETTINGS\BAYNESJ\LOCAL SETTINGS\TEMPORARY INTERNET FILES\OLK227\QA-413 ESC EXTRACTION (2) DOCQA-413 RF

~~A0B240490~~	~~2 DUP~~	~~10.01 g~~	~~80.00 mL~~
~~A0B240490~~	~~2 TRIP~~	~~10.28 g~~	~~80.00 mL~~

> NOT NEEDED. NOT REPORTED. MB 3/16/10

3513

North Canton

RQC058

TestAmerica Laboratories, Inc.
EXTRACTION BENCH WORKSHEET

Run Date: 3/08/10
Time: 16:07:37

LEV 1	LEV 2		LEV 1	LEV 2	
Y	_	Blank	Y	_	Weights/Volumes
Y	_	Check	Y	_	Spike & Surrogate Worksheet
Y	_	MS/MSD	Y	_	Vial contains correct volume
			Y	_	Labels, greenbars, worksheets
				_	computer batch: correct & all match
			_	_	Anomalies to Extraction Method

_ Expanded Deliverable
_ COC Completed
Y Bench Sheet Copied
_ Package Submitted to AnalyticalGroup
_ Bench Sheet Copied per COC

Extractionist: 002531 Jonathan Reed

Concentrationist: 000915 Horacio J. Arauz

QC BATCH: 0063129

PREP DATE: 3/04/10 9:00
COMP DATE: 3/08/10 14:40

Reviewer/Date: ARAUZH / 3/08/10

Nitroaromatics & Nitramines: Explosives (8330B)
SONICATION - Low Level

EXTR EXPR	ANL DUE	LOT#,MSRUN#/ WORK ORDER	TEST FLGS	EXT	MTH	MATRIX	INIT/FIN WT/VOL	PH"S INIT	PH"S ADJ1	PH"S ADJ2	SOLVENTS EXTRACTION	SOLVENTS VOL	SOLVENTS EXCHANGE	SOLVENTS VOL	SPIKE STANDARD/ SURROGATE ID
3/09/10	3/17/10	A0B240490-001 **LV2DH-1-DM**	D	13	88	SOLID	**9.76g** 80.00mL	NA	NA	NA	HOAC/ACN	20.0		.0	100UL-09GCSV0476
COMMENTS:															
3/09/10	3/17/10	A0B240490-001 **LV2DH-1-DNS**	D	13	88	SOLID	**10.62g** 80.00mL	NA	NA	NA	HOAC/ACN	20.0		.0	SEE BENCH SHEET 100UL-09GCSV0476
COMMENTS:															
3/09/10	3/17/10	A0B240490-001 **LV2DH-1-DPD**	D	13	88	SOLID	**10.61g** 80.00mL	NA	NA	NA	HOAC/ACN	20.0		.0	SEE BENCH SHEET 100UL-09GCSV0476
COMMENTS:															
3/09/10	3/17/10	A0B240490-002 **LV2D0-1-A4**	D	13	88	SOLID	**9.72g** 80.00mL	NA	NA	NA	HOAC/ACN	20.0		.0	100UL-09GCSV0476
COMMENTS:															
3/09/10	3/17/10	A0B240490-002 **LV2D0-1-A6X**	D	13	88	SOLID	**10.01g** 80.00mL	NA	NA	NA	HOAC/ACN	20.0		.0	100UL-09GCSV0476
COMMENTS:	DUPLICATED														
3/09/10	3/17/10	A0B240490-002 **LV2D0-1-A7X**	D	13	88	SOLID	**10.28g** 80.00mL	NA	NA	NA	HOAC/ACN	20.0		.0	100UL-09GCSV0476
COMMENTS:	TRIP														
3/09/10	3/17/10	A0B240490-003 **LV2D2-1-A8**	D	13	88	SOLID	**10.86g** 80.00mL	NA	NA	NA	HOAC/ACN	20.0		.0	100UL-09GCSV0476
COMMENTS:															

*NOT NEEDED. NOT REPORTED. MS 3/16/10

3514

RQC058

TestAmerica Laboratories, Inc.
EXTRACTION BENCH WORKSHEET

Run Date: 3/08/10
Time: 16:07:37

QC BATCH: 0063129

PREP DATE: 3/04/10 9:00
COMP DATE: 3/08/10 14:40

EXTR EXPR	ANL DUE	LOT#,MSRUN#/ WORK ORDER	TEST FLGS	EXT	MTH	MATRIX	INIT/FIN WT/VOL	PH"S INIT	PH"S ADJ1	PH"S ADJ2	SOLVENTS EXTRACTION	SOLVENTS VOL	SOLVENTS EXCHANGE	SOLVENTS VOL	SPIKE STANDARD/ SURROGATE ID
3/09/10	3/17/10	A0B240490-004 **LV2D5-1-AK**	D	13	88	SOLID	**9.98g** 80.00mL	NA	NA	NA	HOAC/ACN	20.0		.0	100UL-09GCSV0476
COMMENTS:															
3/09/10	3/17/10	A0B240490-005 **LV2D6-1-A4**	D	13	88	SOLID	**9.71g** 80.00mL	NA	NA	NA	HOAC/ACN	20.0		.0	100UL-09GCSV0476
COMMENTS:															
3/09/10	3/17/10	A0B240490-006 **LV2D7-1-A4**	D	13	88	SOLID	**10.69g** 80.00mL	NA	NA	NA	HOAC/ACN	20.0		.0	100UL-09GCSV0476
COMMENTS:															
3/09/10	3/17/10	A0B240490-007 **LV2D8-1-A4**	D	13	88	SOLID	**9.91g** 80.00mL	NA	NA	NA	HOAC/ACN	20.0		.0	100UL-09GCSV0476
COMMENTS:															
3/09/10	3/17/10	A0B240490-008 **LV2D9-1-A4**	D	13	88	SOLID	**9.87g** 80.00mL	NA	NA	NA	HOAC/ACN	20.0		.0	100UL-09GCSV0476
COMMENTS:															
3/09/10	3/17/10	A0B240490-009 **LV2EC-1-A4**	D	13	88	SOLID	**10.35g** 80.00mL	NA	NA	NA	HOAC/ACN	20.0		.0	100UL-09GCSV0476
COMMENTS:															
3/09/10	3/17/10	A0B240490-010 **LV2EF-1-A4**	D	13	88	SOLID	**10.52g** 80.00mL	NA	NA	NA	HOAC/ACN	20.0		.0	100UL-09GCSV0476
COMMENTS:															
3/09/10	3/17/10	A0B240490-011 **LV2EH-1-A4**	D	13	88	SOLID	**9.96g** 80.00mL	NA	NA	NA	HOAC/ACN	20.0		.0	100UL-09GCSV0476
COMMENTS:															
3/09/10	3/17/10	A0B240490-012 **LV2EJ-1-A5**	D	13	88	SOLID	**10.34g** 80.00mL	NA	NA	NA	HOAC/ACN	20.0		.0	100UL-09GCSV0476
COMMENTS:															
3/09/10	3/17/10	A0B240490-013 **LV2FA-1-AG**	D	13	88	SOLID	**10.09g** 80.00mL	NA	NA	NA	HOAC/ACN	20.0		.0	100UL-09GCSV0476
COMMENTS:															

RQC058

TestAmerica Laboratories, Inc.
EXTRACTION BENCH WORKSHEET

Run Date: 3/08/10
Time: 16:07:37

QC BATCH: 0063129

PREP DATE: 3/04/10 9:00
COMP DATE: 3/08/10 14:40

EXTR EXPR	ANL DUE	LOT#,MSRUN#/ WORK ORDER	TEST FLGS	EXT	MTH	MATRIX	INIT/FIN WT/VOL	PH"S INIT	PH"S ADJ1	PH"S ADJ2	SOLVENTS EXTRACTION	SOLVENTS VOL	SOLVENTS EXCHANGE	SOLVENTS VOL	SPIKE STANDARD/ SURROGATE ID
3/09/10	3/17/10	A0B240490-014 **LV2FD-1-AN**	D	13	88	SOLID	**10.15g** 80.00mL	NA	NA	NA	HOAC/ACN	20.0		.0	100UL-09GCSV0476
COMMENTS:															
3/09/10	3/17/10	A0B240490-015 **LV2FG-1-AV**	D	13	88	SOLID	**10.23g** 80.00mL	NA	NA	NA	HOAC/ACN	20.0		.0	100UL-09GCSV0476
COMMENTS:															
3/09/10	3/17/10	A0B240490-016 **LV2FH-1-A8**	D	13	88	SOLID	**10.30g** 80.00mL	NA	NA	NA	HOAC/ACN	20.0		.0	100UL-09GCSV0476
COMMENTS:															
3/09/10	3/17/10	A0B240490-017 **LV2FK-1-AV**	D	13	88	SOLID	**9.99g** 80.00mL	NA	NA	NA	HOAC/ACN	20.0		.0	100UL-09GCSV0476
COMMENTS:															
3/09/10	3/17/10	A0B240490-018 **LV2FM-1-A3**	D	13	88	SOLID	**9.79g** 80.00mL	NA	NA	NA	HOAC/ACN	20.0		.0	100UL-09GCSV0476
COMMENTS:															
3/09/10	3/17/10	A0B240490-019 **LV2FP-1-A3**	D	13	88	SOLID	**10.11g** 80.00mL	NA	NA	NA	HOAC/ACN	20.0		.0	100UL-09GCSV0476
COMMENTS:															
3/09/10	3/17/10	A0B240490-020 **LV2FQ-1-DL**	D	13	88	SOLID	**9.82g** 80.00mL	NA	NA	NA	HOAC/ACN	20.0		.0	100UL-09GCSV0476
COMMENTS:															
3/09/10	3/17/10	A0B240490-020 **LV2FQ-1-DMS**	D	13	88	SOLID	**10.28g** 80.00mL	NA	NA	NA	HOAC/ACN	20.0		.0	SEE BENCH SHEET 100UL-09GCSV0476
COMMENTS:															
3/09/10	3/17/10	A0B240490-020 **LV2FQ-1-DND**	D	13	88	SOLID	**10.44g** 80.00mL	NA	NA	NA	HOAC/ACN	20.0		.0	SEE BENCH SHEET 100UL-09GCSV0476
COMMENTS:															
3/09/10	0/00/00	G0C040000-129 **LV9RD-1-AAB**		13	88	SOLID	**10.00g** 80.00mL	NA	NA	NA	HOAC/ACN	20.0		.0	100UL-09GCSV0476
COMMENTS:															

RQC058

TestAmerica Laboratories, Inc.
EXTRACTION BENCH WORKSHEET

Run Date: 3/08/10
Time: 16:07:37

QC BATCH: 0063129

PREP DATE: 3/04/10 9:00
COMP DATE: 3/08/10 14:40

EXTR EXPR	ANL DUE	LOT#,MSRUN#/ WORK ORDER	TEST FLGS	EXT	MTH	MATRIX	INIT/FIN WT/VOL	PH"S INIT	PH"S ADJ1	PH"S ADJ2	SOLVENTS EXTRACTION	SOLVENTS VOL	SOLVENTS EXCHANGE	SOLVENTS VOL	SPIKE STANDARD/ SURROGATE ID
		G0C040000-129													
3/09/10	0/00/00	**LV9RD-1-ACC**		13	88	SOLID	**10.00g** 80.00mL	NA	NA	NA	HOAC/ACN	20.0		.0	SEE BENCH SHEET 100UL-09GCSV0476

COMMENTS:

HOAC/ACN 3844-007E; 1.3G/L CACL2 3844-009E; .45 FILTER MILLIPORE R9HN15546.
100UL-09GCSV0472; 200UL-09GCSV0481;

R = RUSH C = CLP
E = EPA 600 D = EXP.DEL)
M = CLIENT REQ MS/MSD

NUMBER OF WORK ORDERS IN BATCH: 28

North Canton

TestAmerica West Sacramento

Incremental Sub-Sampling

Sample ID	Analyst Initials	Date/Time Sample Drying Started	Date/Time Sample Drying Ended	Particle size needed (circle one)	Project Specific Data (Method and Required Sample Mass in Header) Record Final Mass of Each Requested Test: 8330 B, 10 g							
AOB240490-1		4/25/10 16:00	3/02/10 15:45	Course Fine	251.78 g							
AOB240490-2		✓	✓	Course Fine	128.87 g							
AOB240490-3		✓	✓	Course Fine	67.52 g							
AOB240490-4		✓	✓	Course Fine	60.93 g							
AOB240490-5		✓	✓	Course Fine	155.87 g							
AOB240490-6		✓	✓	Course Fine	126.97 g							
AOB240490-7		✓	✓	Course Fine	119.19 g							
AOB240490-8		✓	✓	Course Fine	103.36 g							
AOB240490-9		✓	✓	Course Fine	149.08 g							
AOB240490-10		✓	✓	Course Fine	126.11 g							
AOB240490-11		✓	✓	Course Fine	124.64 g							
AOB240490-12		✓	✓	Course Fine	135.75 g							
AOB240490-13		✓	✓	Course Fine	102.84 g							
AOB240490-14		✓	✓	Course Fine	130.93 g							
AOB240490-15		✓	3/03/10 12:50	Course Fine	138.22 g							
AOB240490-16		✓	✓	Course Fine	109.13 g							
AOB240490-17		✓	✓	Course Fine	99.40 g							
AOB240490-18		✓	✓	Course Fine	106.47 g							
AOB240490-19		✓	✓	Course Fine	103.32 g							
AOB240490-20		✓	✓	Course Fine	165.71 g							
				Course Fine								
				Course Fine								
				Course Fine								
				Course Fine								
				Course Fine								
				Course Fine								

3518

Q:\FORMS\QA-562

particle size:
Course=10 mesh (2mm)
Fine = 30 mesh (600um)

QA-562
MAF 8/7/07

TESTAMERICA
THE LEADER IN ENVIRONMENTAL TESTING

Test Batch Preparation Data Review Checklist

Prep Batch/Test 0063129 Test: 8330B-S

Prep Date: 3/4/10 Holding Times: 3/9/10 NCM: Y (N)

A. Spike Witness/Batch setup	Spike Witness	Reviewer
1. Holding times checked? NCMs filed as appropriate		
2. QAS checked for QC instructions (LCS, LCSD, MS,MSD, etc)		
3. Amount of samples in hood match amount of samples on bench sheet. Sample IDS match		NA
4. Worksheets have been checked for required spiking compounds		
5. Spiking volumes are correctly documented		
6. Std ID numbers on spike labels match numbers on bench sheet		NA
7. Expiration dates have been checked		
8. Calibration expiration dates on pipettors have been checked		NA
9. Spiker and spike witness have signed and dated bench sheet		
B. Weights and Volumes		
1. Recorded weights are in anticipated range	NA	
2. Balance upload or raw data for weights is included	NA	
3. Weights and volumes have been transcribed correctly to LIMS	NA	
4. Weights are not targeted to meet exact weights	NA	
5. Each weight or volume measurement is a unique record (no dittos or line downs)	NA	
C. Standards and Reagents		
1. Lot numbers for all reagents, including clean up stages, are recorded.	NA	
2 Are dates and analysis for cleanups recorded?	NA	
3 Are correct IDs used for standards? Are expiration dates to day/month/year, when listed?	NA	
D. Documentation		
1 Are all nonconformances documented appropriately?	NA	
2 QuantIMs entry correct, including dates and times	NA	
3 Are all fields completed?	NA	

Spike witness HA Date 3/4/10

2nd Level Reviewer [signature] Date 3/8/10

Comments

TestAmerica
THE LEADER IN ENVIRONMENTAL TESTING

TestAmerica West Sacramento

GC/HPLC Data Review Checklist

Lot ID: A0B240490 **Test:** 8330B **PM:** MJL

Prep Batch(es) 0063129 **Due Date:** 3/17/10 **NCM:** (Y) N

A. Calibration/Instrument Run QC	Analyst	Reviewer	N/A
1. ICAL or ICAL Summary and CCV included.	✓	✓	
2. ICAL, CCV Criteria met.	✓	✓	
3. Multiple-eluters (TPH-D, 8081A, 8082) ICAL/CCVs appropriate and within criteria	✓	✓	
4. CCVs every 10 samples/12 hours, all samples bracketed front and back.	✓	✓	
5. PEM frequency and criteria met.			✓
6. Peaks correctly ID'd by data system.	✓	✓	
7. Method Number is identified on data.	✓	✓	
B. QA/QC			
1. Method blank, LCS/LCSD and MS/SD frequencies met.	✓	✓	
2. LCS/LCSD and MB data is included.	✓	✓	
3. LCS/LCSD and MB data are within control limits. If not, NCM is present in Clouseau.	✓	✓	
4. MS/MSD data complete.	✓	✓	
5. Holding Times were met. 3/9/2010	✓	✓	
C. Sample Analysis			
1. Logbook copies for all injections made, including ICV standards and ICAL.	✓	✓	
2. Logbooks/prep sheets properly filled out.	✓	✓	
3. Manual Integrations reviewed and appropriate.	✓	✓	
4. All raw data for samples is included (applies to unused data as well)	✓	✓	
5. All analytes correctly reported.	✓	✓	
6. Correct reporting limits used. (based on client request, prep factors, and dilutions)	✓	✓	
D. Documentation			
1. Are all nonconformances documented appropriately?	✓	✓	
2. Quantims entry correct, including dates and times.	✓	✓	
3. Appropriate footnotes used.	✓	✓	
4. Report sheets included and error-free.	✓	✓	

Analyst: _____ Date: 3/16/10

2nd Level Reviewer: _____ Date: 3/17/2010

Comments:

SOLID, 8330M, Nitroguanidine

Raw Data Package

Run/Batch Data

Includes (as applicable):

runlogs

initial/continuing calibration standards

interference/performance check standards

initial/continuing calibration blanks

method blanks

lcs

ms/sd

sample raw data

ms tune data

Varian Star Workstation - RecalcList Thu Mar 04 16:00:30 2010

RecalcList: C:\Star\Sample list\NQ-03.03.2010.RCL

Created: Wed Mar 03 13:02:52 2010
Modified: Wed Mar 03 22:58:11 2010

NQ 37

1/0 analysis 3-3-10

WS-LC-0010

Line	Sample Type	Sample Name	Data
1	Verification	Primer WS-LC-0010	3-3-2010=13;12;56-nq-primer ws-lc-0010.
2	Verification	Primer WS-LC-0010	3-3-2010=13;28;55-nq-primer ws-lc-0010.
3	Verification	09GCSV0431	3-3-2010=13;44;58-nq-09gcsv0431.
4	Analysis	G0C010000-207 MB	3-3-2010=14;00;57-nq-g0c010000-207 mb.
5	Analysis	G0C010000-207 LCS	3-3-2010=14;16;56-nq-g0c010000-207 lcs.
6	Analysis	A0B250493-2	3-3-2010=14;32;55-nq-a0b250493-2.
7	Analysis	A0B250493-2MS	3-3-2010=14;48;54-nq-a0b250493-2ms.
8	Analysis	A0B250493-2SD	3-3-2010=15;04;52-nq-a0b250493-2sd.
9	Analysis	G0C020000-232 MB	3-3-2010=15;20;51-nq-g0c020000-232 mb.
10	Analysis	G0C020000-232 LCS	3-3-2010=15;36;50-nq-g0c020000-232 lcs.
11	Analysis	A0B260449-1	3-3-2010=15;52;50-nq-a0b260449-1.
12	Analysis	A0B260449-1MS	3-3-2010=16;08;48-nq-a0b260449-1ms.
13	Analysis	A0B260449-1SD	3-3-2010=16;24;47-nq-a0b260449-1sd.
14	Analysis	A0B230467-1	3-3-2010=16;40;51-nq-a0b230467-1.
15	Analysis	A0B240490-3	3-3-2010=16;56;54-nq-a0b240490-3.
16	Analysis	A0B240490-4	3-3-2010=17;12;56-nq-a0b240490-4.
17	Analysis	A0B240490-16	3-3-2010=17;28;52-nq-a0b240490-16.
18	Verification	09GCSV0430	3-3-2010=17;44;54-nq-09gcsv0430.
19	Analysis	G0B250000-283 MB	3-3-2010=18;00;56-nq-g0b250000-283 mb.
20	Analysis	G0B250000-283 LCS	3-3-2010=18;16;53-nq-g0b250000-283 lcs.
21	Analysis	A0B160474-4	3-3-2010=18;32;50-nq-a0b160474-4.
22	Analysis	A0B160474-4MS	3-3-2010=18;48;51-nq-a0b160474-4ms.
23	Analysis	A0B160474-4SD	3-3-2010=19;04;48-nq-a0b160474-4sd.
24	Analysis	A0B160474-5	3-3-2010=19;20;47-nq-a0b160474-5.
25	Analysis	A0B180429-4	3-3-2010=19;36;46-nq-a0b180429-4.
26	Analysis	A0B180429-12	3-3-2010=19;52;45-nq-a0b180429-12.
27	Analysis	A0B180524-1	3-3-2010=20;08;44-nq-a0b180524-1.
28	Analysis	A0B180524-4	3-3-2010=20;24;43-nq-a0b180524-4.
29	Analysis	A0B180524-5	3-3-2010=20;40;40-nq-a0b180524-5.
30	Verification	09GCSV0430	3-3-2010=20;56;40-nq-09gcsv0430.
31	Analysis	A0B190524-2	3-3-2010=21;12;42-nq-a0b190524-2.
32	Analysis	A0B190524-3	3-3-2010=21;28;41-nq-a0b190524-3.
33	Analysis	A0B190524-10	3-3-2010=21;44;40-nq-a0b190524-10.
34	Analysis	A0B190524-13	3-3-2010=22;00;40-nq-a0b190524-13.

35	Verification	09GCSV0430	3-3-2010 [illegible]
36	Analysis	BLANK	3-3-2010=22;47;[illegible]

Page 38

Title : [illegible]
Run File : c:\star\data\03-2010\3-3-2010=13;44;58-nq-09gcsv0431.run
Method File : c:\star\methods\nq_amino_10139_10032009.mth
Sample ID : 09GCSV0431

Injection Date: 3/3/2010 13:44 Calculation Date: 3/3/2010 13:53

Operator : KM
Workstation:
Instrument : Varian Star #1
Channel : 16 = 263 nm

Detector Type: 9065
Bus Address : 4
Sample Rate : 2.71 Hz
Run Time : 7.999 min

** Star Chromatography Workstation Version 5.52 ** 00123-5E00-E5E-03F9 **

Chart Speed = 2.00 cm/min Attenuation = 20 Zero Offset = 15%
Start Time = 0.000 min End Time = 6.000 min Min / Tick = 1.00

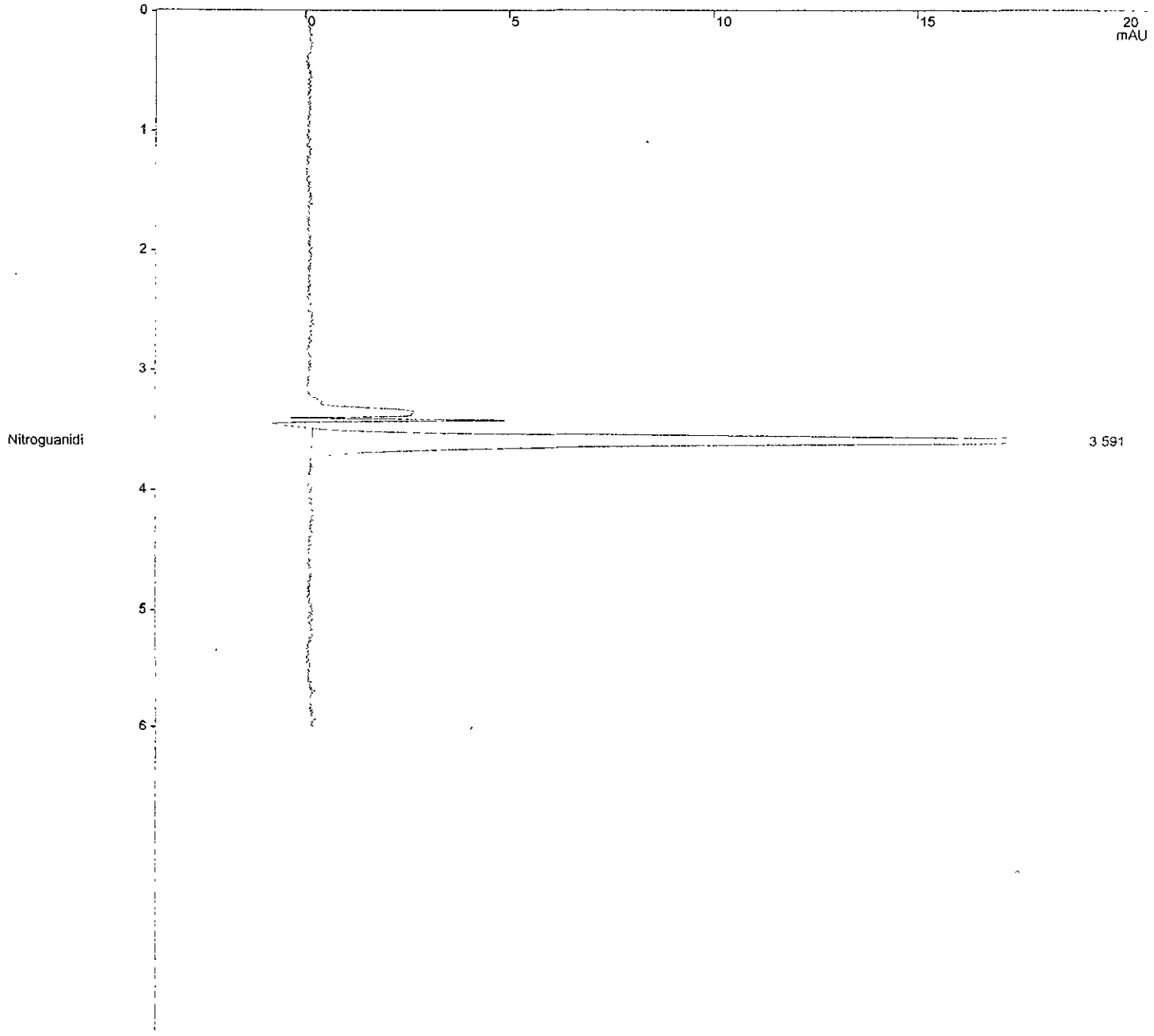

Verification Report

Title : TestAmerica West Sacramento, Nitroguanidine Analysis on PDA
Run File : c:\star\data\03-2010\3-3-2010=13;44;58-nq-09gcsv0431.run
Method File : c:\star\methods\nq_amino_10139_10032009.mth
Sample ID : 09GCSV0431

Injection Date: 3/3/2010 13:44 Calculation Date: 3/3/2010 13:53

Operator : KM
Workstation:
Instrument : Varian Star #1
Channel : 16 = 263 nm
Detector Type: 9065
Bus Address : 4
Sample Rate : 2.71 Hz
Run Time : 7.999 min

** Star Chromatography Workstation Version 5.52 ** 00123-5E00-E5E-03F9 **

Run Mode : Verification
Peak Measurement: Peak Height
Calculation Type: External Standard
Level : 5
Tolerance : 15.0%

Peak No.	Peak Name	Expected Result (ppb)	Calculated Result (ppb)	Dev. %	Ret. Time (min)	Time Offset (min)	Height (counts)	Status Codes
1	Nitroguanidi	500.0000	486.9466	2.6	3.591	-0.001	2957	
	Totals:		486.9466			-0.001	2957	

Total Unidentified Counts : 0 counts

Detected Peaks: 1 Rejected Peaks: 0 Identified Peaks: 1

Multiplier: 1 Divisor: 1 Unidentified Peak Factor: 0

Baseline Offset: 31 microAU

Noise (used): 167 microAU - monitored before this run

Vial: 16 Injection Number: 1 Full Loop Volume: 50 ul

****
Notes
****

TestAmerica West Sacramento, SAC-LC-0010, Nitroguanidine Analysis on PDA
, absorbance at 263nm.

O2N-NH-C(=NH)-NH2

Primary column = Phenomenex Luna Amino s/n=411655-2, 250x4.6mm, 5um, ins
talled 01/18/08 with Security NH2 Guard.
Column Temperature = 15 degrees C.
Injection volume = 50 uL.

New Syringe Valve 1/10/2008
Solvent Program updated 1/10/2008; Isocratic at 90:10 Water:Acetonitrile
and wash with 100% AcCN.
New column installed 11/21/2008; Phenomenex Luna Amino s/n=453648-5, 250
x4.6mm, 5 um.
New Calibration Curve run on 11/21/2008 using standards 08GCSV0336-341.
New Lamp installed 1/29/2009.
New Calibration Curve run on 1/29/2009 using standards 08GCSV336-241.
New Column installed ZORBAX NH2 s/n=UST0010139 4.6 x 250 mm, 5um
New Calibration Curve rn on 10/3/2009 using standards 09GCSC0108-0114 an
d 09GCSV0380 (ICV).

Original Notes:

NQ STD 500 ng/mL
****

Title : TestAmer [illegible]
Run File : c:\star\data\03-2010\3-3-2010=15;20;51-nq-g0c020000-232 mb.run
Method File : c:\star\methods\nq_amino_10139_10032009.mth
Sample ID : G0C020000-232 MB

Injection Date: 3/3/2010 15:20 Calculation Date: 3/3/2010 15:29

Operator : KM
Workstation:
Instrument : Varian Star #1
Channel : 16 = 263 nm

Detector Type: 9065
Bus Address : 4
Sample Rate : 2.71 Hz
Run Time : 7.993 min

** Star Chromatography Workstation Version 5.52 ** 00123-5E00-E5E-03F9 **

Chart Speed = 2.00 cm/min Attenuation = 20 Zero Offset = 15%
Start Time = 0.000 min End Time = 6.000 min Min / Tick = 1.00

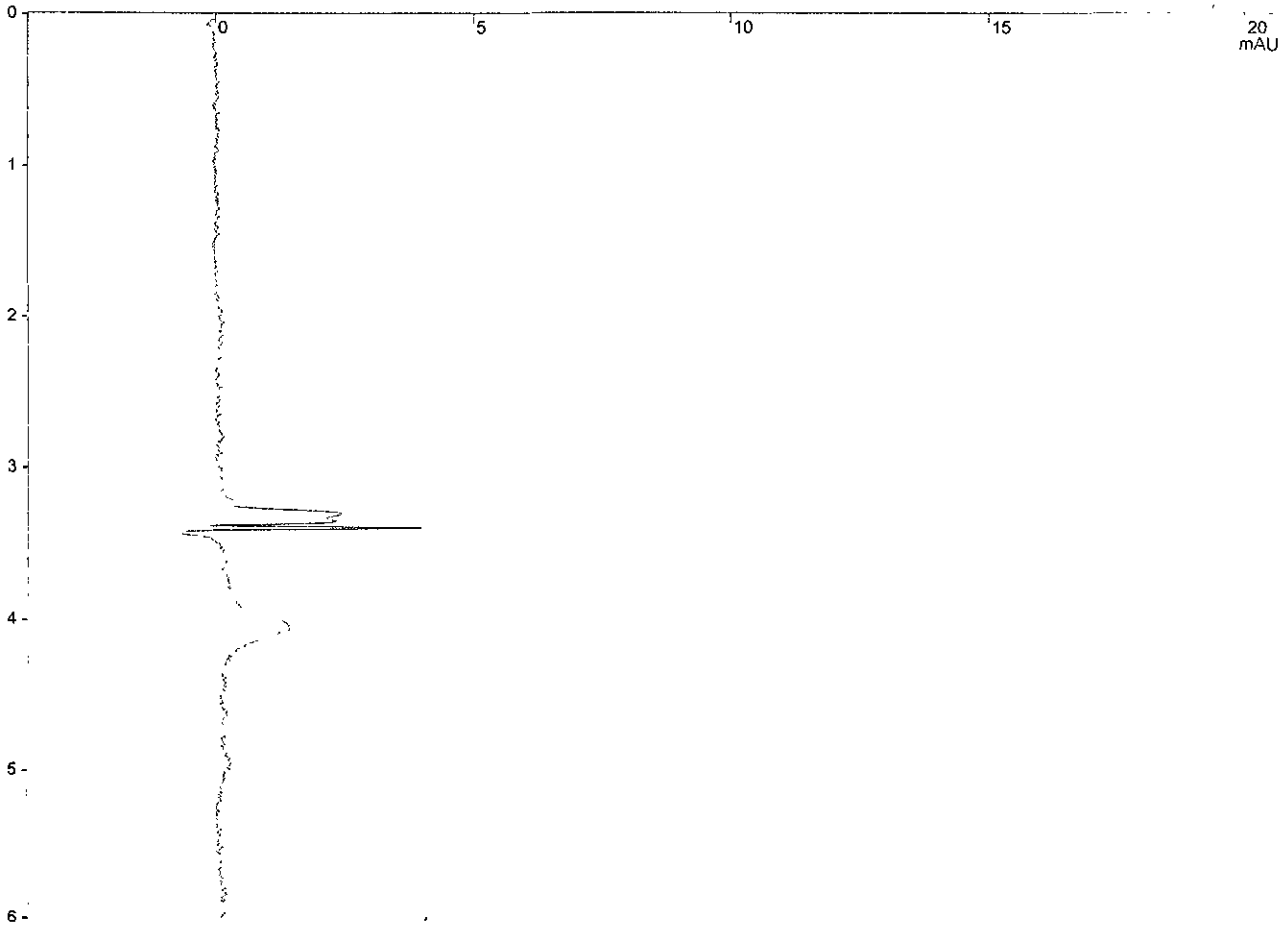

Title : TestAmerica West Sacramento, Nitroguanidine Analysis on PDA
Run File : c:\star\data\03-2010\3-3-2010=15;20;51-nq-g0c020000-232 mb.run
Method File : c:\star\methods\nq_amino_10139_10032009.mth
Sample ID : G0C020000-232 MB

Injection Date: 3/3/2010 15:20 Calculation Date: 3/3/2010 15:29

Operator : KM
Workstation:
Instrument : Varian Star #1
Channel : 16 = 263 nm

Detector Type: 9065
Bus Address : 4
Sample Rate : 2.71 Hz
Run Time : 7.993 min

** Star Chromatography Workstation Version 5.52 ** 00123-5E00-E5E-03F9 **

Run Mode : Analysis
Peak Measurement: Peak Height
Calculation Type: External Standard

Peak No.	Peak Name	Result (ppb)	Ret. Time (min)	Time Offset (min)	Height (counts)	Sep. Code	Width 1/2 (sec)	Status Codes
Totals:		0.0000		0.000	0			

Total Unidentified Counts : 0 counts

Detected Peaks: 0 Rejected Peaks: 0 Identified Peaks: 0

Multiplier: 10 Divisor: 2 Unidentified Peak Factor: 0

Baseline Offset: 130 microAU

Noise (used): 221 microAU - monitored before this run

Vial: 45 Injection Number: 1 Full Loop Volume: 50 ul

****
Notes
****

TestAmerica West Sacramento, SAC-LC-0010, Nitroguanidine Analysis on PDA
, absorbance at 263nm.

O2N-NH-C(=NH)-NH2

Primary column = Phenomenex Luna Amino s/n=411655-2, 250x4.6mm, 5um, ins
talled 01/18/08 with Security NH2 Guard.
Column Temperature = 15 degrees C.
Injection volume = 50 uL.

New Syringe Valve 1/10/2008
Solvent Program updated 1/10/2008; Isocratic at 90:10 Water:Acetonitrile
and wash with 100% AcCN.
New column installed 11/21/2008; Phenomenex Luna Amino s/n=453648-5, 250
x4.6mm, 5 um.
New Calibration Curve run on 11/21/2008 using standards 08GCSV0336-341.
New Lamp installed 1/29/2009.
New Calibration Curve run on 1/29/2009 using standards 08GCSV336-241.
New Column installed ZORBAX NH2 s/n=UST0010139 4.6 x 250 mm, 5um
New Calibration Curve rn on 10/3/2009 using standards 09GCSC0108-0114 an
d 09GCSV0380 (ICV).

Data Handling: No peaks

Original Notes:

0061232 MB 2G/10ML
****

Title : Isotimerica West Sacramento, Nitroguanidine Analysis on PIA
Run File : C:\Star\data\03-2010\3-3-2010=15;36;50-nq-g0c020000-232 lcs.run
Method File : c:\star\methods\nq_amino_10139_10032009.mth
Sample ID : G0C020000-232 LCS

Injection Date: 3/3/2010 15:36 Calculation Date: 3/4/2010 16:10

Operator : KM
Workstation:
Instrument : Varian Star #1
Channel : 16 = 263 nm

Detector Type: 9065
Bus Address : 4
Sample Rate : 2.71 Hz
Run Time : 7.993 min

** Star Chromatography Workstation Version 5.52 ** 00123-5E00-E5E-03F9 **

Chart Speed = 2.00 cm/min Attenuation = 20 Zero Offset = 15%
Start Time = 0.000 min End Time = 6.000 min Min / Tick = 1.00

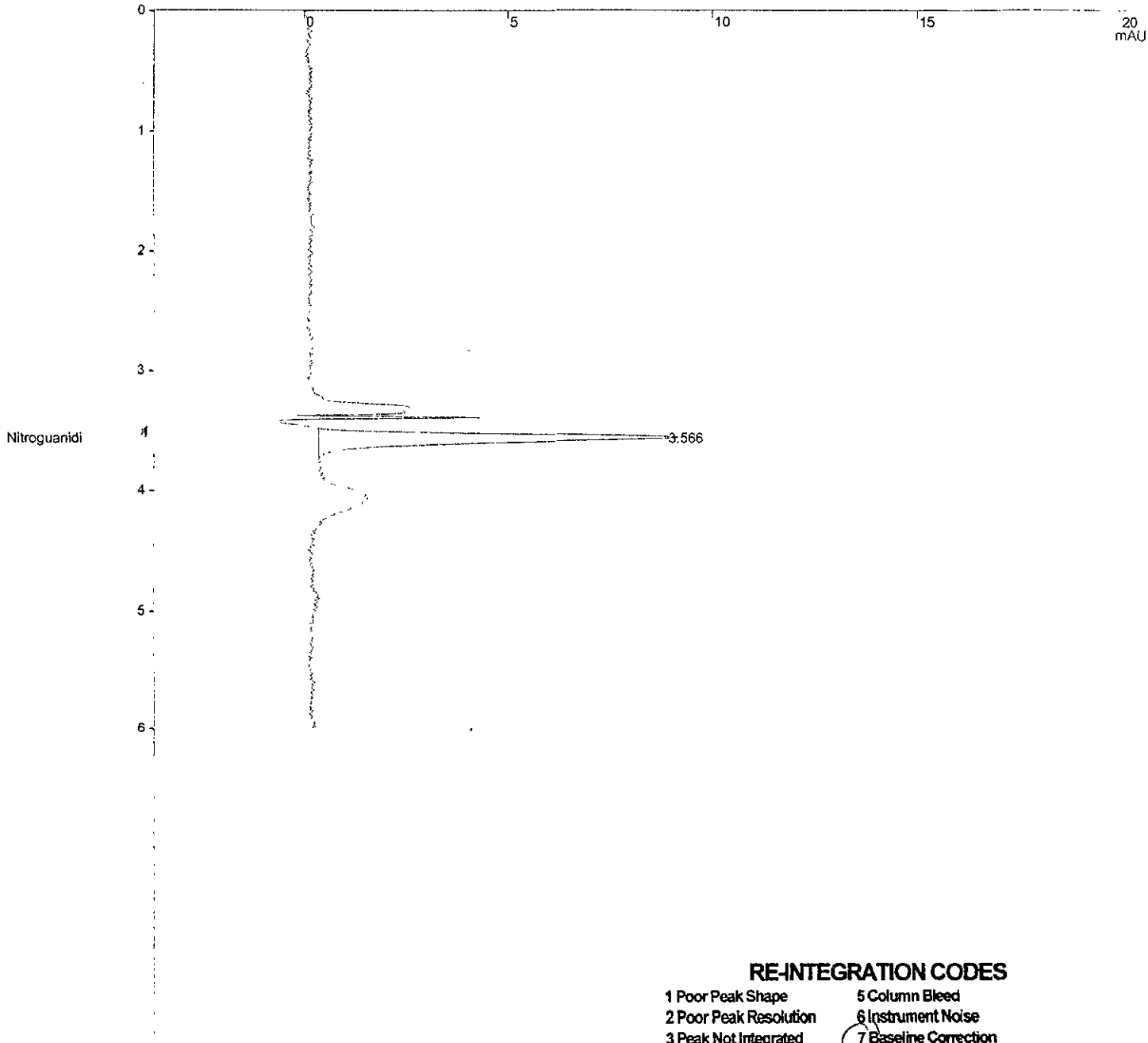

RE-INTEGRATION CODES

1 Poor Peak Shape
2 Poor Peak Resolution
3 Peak Not Integrated
4 Sample Matrix Interference
5 Column Bleed
6 Instrument Noise
7 Baseline Correction
8 Other (reason must be stated)

ALL RE-INTEGRATIONS MUST BE INITIALED, DATED AND CODED

KM 3.4.10

Title : TestAmerica West Sacramento, Nitroguanidine Analysis on PDA
Run File : C:\Star\data\03-2010\3-3-2010=15;36;50-nq-g0c020000-232 lcs.run
Method File : c:\star\methods\nq_amino_10139_10032009.mth
Sample ID : G0C020000-232 LCS

Injection Date: 3/3/2010 15:36 Calculation Date: 3/4/2010 16:10

Operator : KM
Workstation:
Instrument : Varian Star #1
Channel : 16 = 263 nm
Detector Type: 9065
Bus Address : 4
Sample Rate : 2.71 Hz
Run Time : 7.993 min

** Star Chromatography Workstation Version 5.52 ** 00123-5E00-E5E-03F9 **

Run Mode : Analysis
Peak Measurement: Peak Height
Calculation Type: External Standard

Peak No.	Peak Name	Result (ppb)	Ret. Time (min)	Time Offset (min)	Height (counts)	Sep. Code	Width 1/2 (sec)	Status Codes
1	Nitroguanidi	934.6673	3.566	-0.026	1135	BB	4.5	U
	Totals:	934.6673		-0.026	1135			

Status Codes:
U - User-defined peak endpoint(s)

Total Unidentified Counts : 0 counts

Detected Peaks: 1 Rejected Peaks: 0 Identified Peaks: 1

Multiplier: 10 Divisor: 2 Unidentified Peak Factor: 0

Baseline Offset: 206 microAU

Noise (used): 160 microAU - monitored before this run

Vial: 47 Injection Number: 1 Full Loop Volume: 50 ul

****
Notes
****

TestAmerica West Sacramento, SAC-LC-0010, Nitroguanidine Analysis on PDA
, absorbance at 263nm.

O2N-NH-C(=NH)-NH2

Primary column = Phenomenex Luna Amino s/n=411655-2, 250x4.6mm, 5um, ins
talled 01/18/08 with Security NH2 Guard.
Column Temperature = 15 degrees C.
Injection volume = 50 uL.

New Syringe Valve 1/10/2008
Solvent Program updated 1/10/2008; Isocratic at 90:10 Water:Acetonitrile
and wash with 100% AcCN.
New column installed 11/21/2008; Phenomenex Luna Amino s/n=453648-5, 250
x4.6mm, 5 um.
New Calibration Curve run on 11/21/2008 using standards 08GCSV0336-341.
New Lamp installed 1/29/2009.
New Calibration Curve run on 1/29/2009 using standards 08GCSV336-241.
New Column installed ZORBAX NH2 s/n=UST0010139 4.6 x 250 mm, 5um
New Calibration Curve rn on 10/3/2009 using standards 09GCSC0108-0114 an
d 09GCSV0380 (ICV).

RE-INTEGRATION CODES

1 Poor Peak Shape
2 Poor Peak Resolution
3 Peak Not Integrated
4 Sample Matrix Interference
5 Column Bleed
6 Instrument Noise
7 Baseline Correction
8 Other (reason must be stated)

ALL RE-INTEGRATIONS MUST BE INITIALED, DATED AND CODED

Original Notes:

0061232 LCS 2G/10ML

Appended Notes:

0061232 LCS 2G/10ML
****

Run File : c:\star\data\03-2010\3-3-2010=15;36;30-nq-g0c020000-232 lcs.run
Method File : c:\star\methods\nq_amino_10139_10032009.mth
Sample ID : G0C020000-232 LCS

Injection Date: 3/3/2010 15:36 Calculation Date: 3/3/2010 15:44

Operator : KM
Workstation:
Instrument : Varian Star #1
Channel : 16 = 263 nm

Detector Type: 9065
Bus Address : 4
Sample Rate : 2.71 Hz
Run Time : 7.993 min

** Star Chromatography Workstation Version 5.52 ** 00123-5E00-E5E-03F9 **

Chart Speed = 2.00 cm/min Attenuation = 20 Zero Offset = 15%
Start Time = 0.000 min End Time = 6.000 min Min / Tick = 1.00

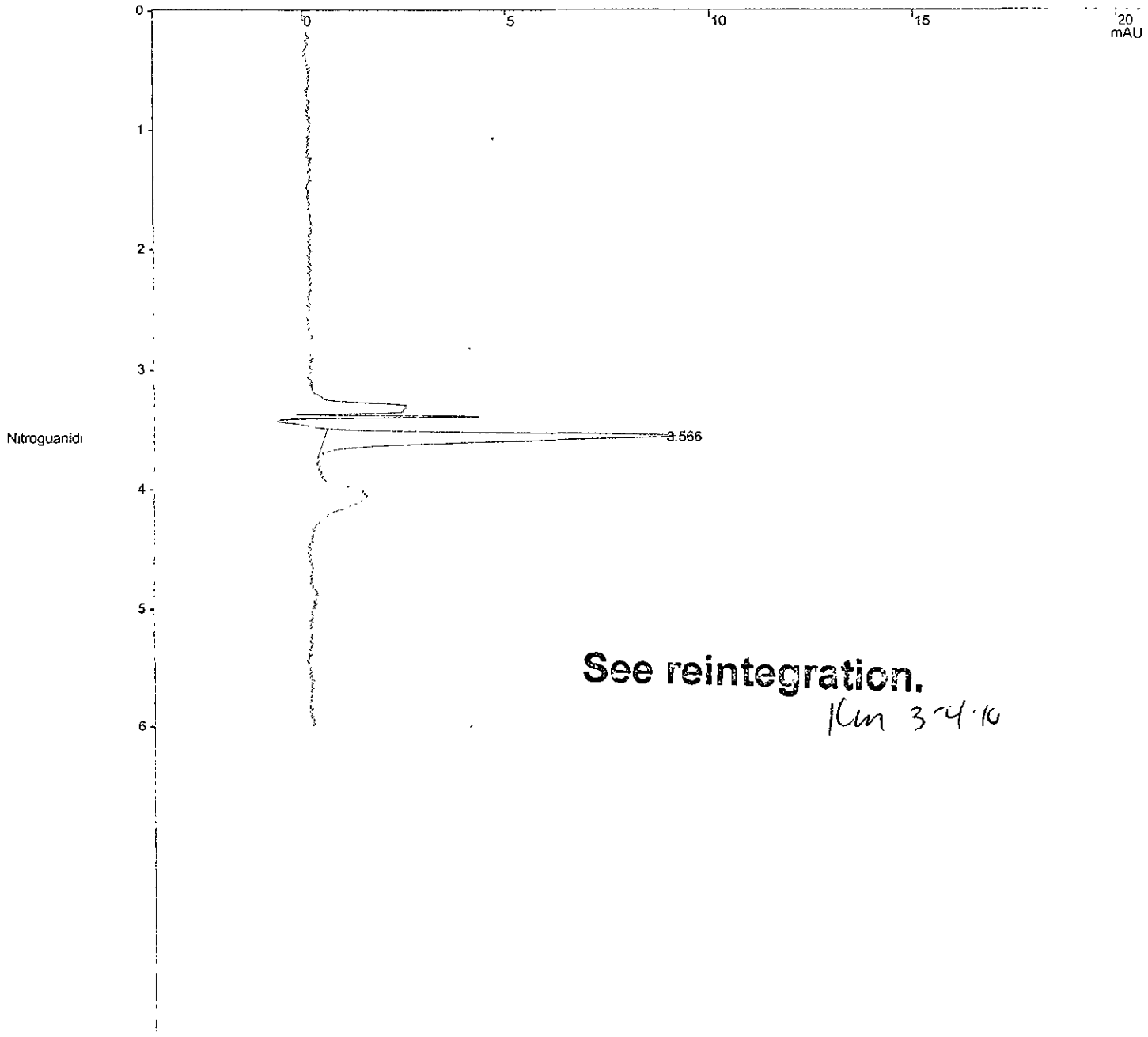

See reintegration.
JCM 3-4-10

Title : TestAmerica West Sacramento, Nitroguanidine Analysis on PDA
Run File : c:\star\data\03-2010\3-3-2010=15;36;50-nq-g0c020000-232 lcs.run
Method File : c:\star\methods\nq_amino_10139_10032009.mth
Sample ID : G0C020000-232 LCS

Injection Date: 3/3/2010 15:36 Calculation Date: 3/3/2010 15:44

Operator : KM
Workstation:
Instrument : Varian Star #1
Channel : 16 = 263 nm

Detector Type: 9065
Bus Address : 4
Sample Rate : 2.71 Hz
Run Time : 7.993 min

** Star Chromatography Workstation Version 5.52 ** 00123-5E00-E5E-03F9 **

Run Mode : Analysis
Peak Measurement: Peak Height
Calculation Type: External Standard

Peak No.	Peak Name	Result (ppb)	Ret. Time (min)	Time Offset (min)	Height (counts)	Sep. Code	Width 1/2 (sec)	Status Codes
1	Nitroguanidi	917.2380	3.566	-0.026	1114	BB	4.5	
	Totals:	917.2380		-0.026	1114			

Total Unidentified Counts : 0 counts

Detected Peaks: 1 Rejected Peaks: 0 Identified Peaks: 1

Multiplier: 10 Divisor: 2 Unidentified Peak Factor: 0

Baseline Offset: 206 microAU

Noise (used): 160 microAU - monitored before this run

Vial: 47 Injection Number: 1 Full Loop Volume: 50 ul

****
Notes
****

TestAmerica West Sacramento, SAC-LC-0010, Nitroguanidine Analysis on PDA
, absorbance at 263nm.

O2N-NH-C(=NH)-NH2

Primary column = Phenomenex Luna Amino s/n=411655-2, 250x4.6mm, 5um, ins
talled 01/18/08 with Security NH2 Guard.
Column Temperature = 15 degrees C.
Injection volume = 50 uL.

New Syringe Valve 1/10/2008
Solvent Program updated 1/10/2008; Isocratic at 90:10 Water:Acetonitrile
and wash with 100% AcCN.
New column installed 11/21/2008; Phenomenex Luna Amino s/n=453648-5, 250
x4.6mm, 5 um.
New Calibration Curve run on 11/21/2008 using standards 08GCSV0336-341.
New Lamp installed 1/29/2009.
New Calibration Curve run on 1/29/2009 using standards 08GCSV336-241.
New Column installed ZORBAX NH2 s/n=UST0010139 4.6 x 250 mm, 5um
New Calibration Curve rn on 10/3/2009 using standards 09GCSC0108-0114 an
d 09GCSV0380 (ICV).

Original Notes:

See reintegration.

0061232 LCS 2G/10ML
****

jlm 3-4-10

Title : TestAmerica West Sacramento, Nitroguanidine Analysis on PDA
Run File : c:\star\data\03-2010\3-3-2010=16;56;54-nq-a0b240490-3.run
Method File : c:\star\methods\nq_amino_10139_10032009.mth
Sample ID : A0B240490-3

Injection Date: 3/3/2010 16:56 Calculation Date: 3/3/2010 17:05

Operator : KM
Workstation:
Instrument : Varian Star #1
Channel : 16 = 263 nm

Detector Type: 9065
Bus Address : 4
Sample Rate : 2.71 Hz
Run Time : 7.993 min

** Star Chromatography Workstation Version 5.52 ** 00123-5E00-E5E-03F9 **

Chart Speed = 2.00 cm/min Attenuation = 20 Zero Offset = 15%
Start Time = 0.000 min End Time = 6.000 min Min / Tick = 1.00

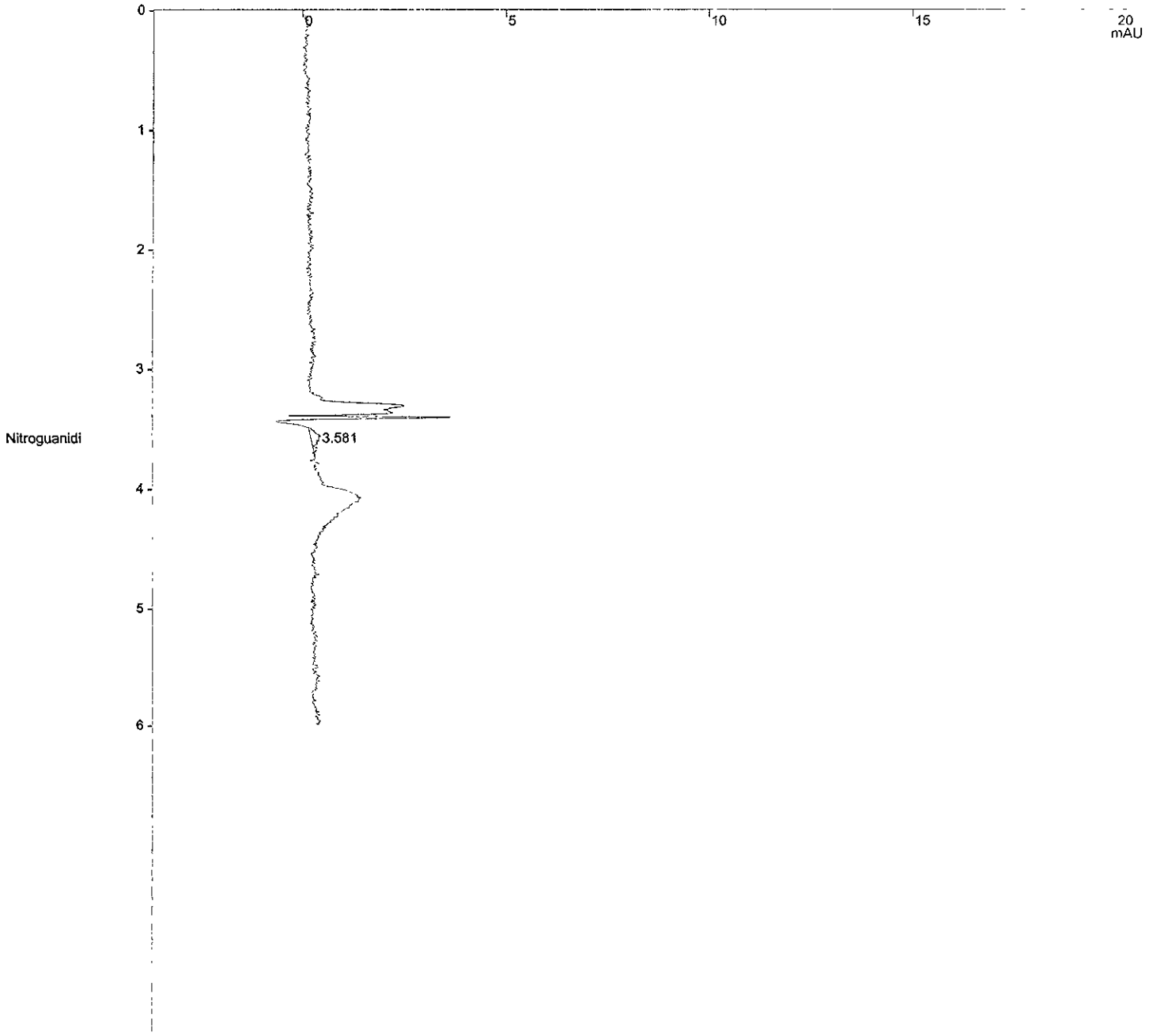

Title : TestAmerica West Sacramento, Nitroguanidine Analysis on PDA
Run File : c:\star\data\03-2010\3-3-2010=16;56;54-nq-a0b240490-3.run
Method File : c:\star\methods\nq_amino_10139_10032009.mth
Sample ID : A0B240490-3

Injection Date: 3/3/2010 16:56 Calculation Date: 3/3/2010 17:05

Operator : KM
Workstation:
Instrument : Varian Star #1
Channel : 16 = 263 nm
Detector Type: 9065
Bus Address : 4
Sample Rate : 2.71 Hz
Run Time : 7.993 min

** Star Chromatography Workstation Version 5.52 ** 00123-5E00-E5E-03F9 **

Run Mode : Analysis
Peak Measurement: Peak Height
Calculation Type: External Standard

Peak No.	Peak Name	Result (ppb)	Ret. Time (min)	Time Offset (min)	Height (counts)	Sep. Code	Width 1/2 (sec)	Status Codes
1	Nitroguanidi	23.6429	3.581	-0.011	29	BB	0.0	
	Totals:	23.6429		-0.011	29			

poor peak shape, ND.
ICa 3.4.10

Total Unidentified Counts : 0 counts

Detected Peaks: 1 Rejected Peaks: 0 Identified Peaks: 1

Multiplier: 10 Divisor: 2.04 Unidentified Peak Factor: 0

Baseline Offset: 99 microAU

Noise (used): 221 microAU - monitored before this run

Vial: 57 Injection Number: 1 Full Loop Volume: 50 ul

****
Notes
****

TestAmerica West Sacramento, SAC-LC-0010, Nitroguanidine Analysis on PDA
, absorbance at 263nm.

O2N-NH-C(=NH)-NH2

Primary column = Phenomenex Luna Amino s/n=411655-2, 250x4.6mm, 5um, ins
talled 01/18/08 with Security NH2 Guard.
Column Temperature = 15 degrees C.
Injection volume = 50 uL.

New Syringe Valve 1/10/2008
Solvent Program updated 1/10/2008; Isocratic at 90:10 Water:Acetonitrile
and wash with 100% AcCN.
New column installed 11/21/2008; Phenomenex Luna Amino s/n=453648-5, 250
x4.6mm, 5 um.
New Calibration Curve run on 11/21/2008 using standards 08GCSV0336-341.
New Lamp installed 1/29/2009.
New Calibration Curve run on 1/29/2009 using standards 08GCSV336-241.
New Column installed ZORBAX NH2 s/n=UST0010139 4.6 x 250 mm, 5um
New Calibration Curve rn on 10/3/2009 using standards 09GCSC0108-0114 an
d 09GCSV0380 (ICV).

Original Notes:

LV2D21A9 2.04G/10ML
****

Title : TestAmerica West Sacramento, Nitroguanidine Analysis on PDA
Run File : c:\star\data\03-2010\3-3-2010=17;12;56-nq-a0b240490-4.run
Method File : c:\star\methods\nq_amino_10139_10032009.mth
Sample ID : A0B240490-4

Injection Date: 3/3/2010 17:12 Calculation Date: 3/3/2010 17:21

Operator : KM
Workstation:
Instrument : Varian Star #1
Channel : 16 = 263 nm

Detector Type: 9065
Bus Address : 4
Sample Rate : 2.71 Hz
Run Time : 7.987 min

** Star Chromatography Workstation Version 5.52 ** 00123-5E00-E5E-03F9 **

Chart Speed = 2.00 cm/min Attenuation = 20 Zero Offset = 15%
Start Time = 0.000 min End Time = 6.000 min Min / Tick = 1.00

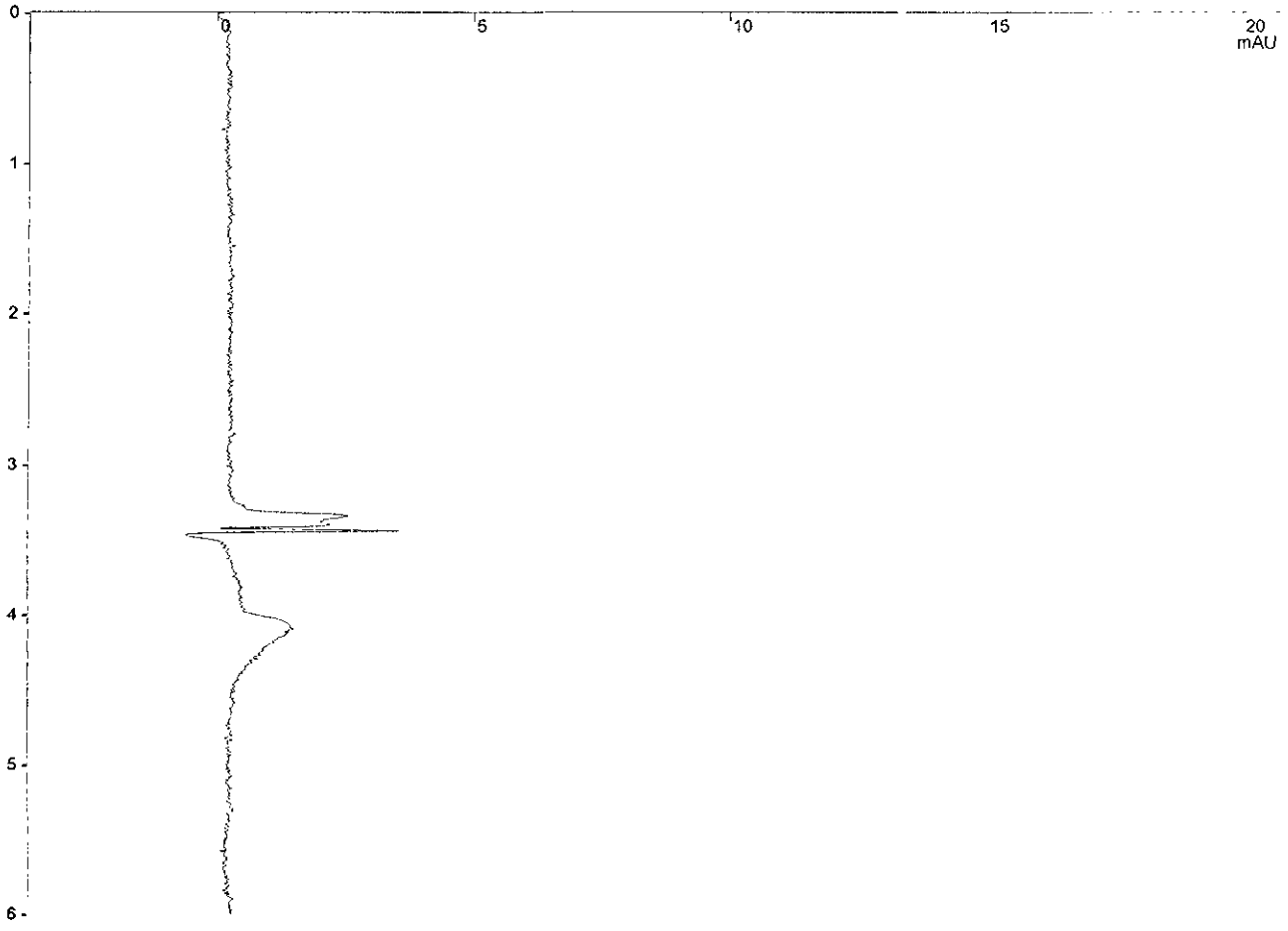

Title : TestAmerica West Sacramento, Nitroguanidine Analysis on PDA
Run File : c:\star\data\03-2010\3-3-2010=17;12;56-nq-a0b240490-4.run
Method File : c:\star\methods\nq_amino_10139_10032009.mth
Sample ID : A0B240490-4

Injection Date: 3/3/2010 17:12 Calculation Date: 3/3/2010 17:21

Operator : KM
Workstation:
Instrument : Varian Star #1
Channel : 16 = 263 nm
Detector Type: 9065
Bus Address : 4
Sample Rate : 2.71 Hz
Run Time : 7.987 min

** Star Chromatography Workstation Version 5.52 ** 00123-5E00-E5E-03F9 **

Run Mode : Analysis
Peak Measurement: Peak Height
Calculation Type: External Standard

Peak No.	Peak Name	Result (ppb)	Ret. Time (min)	Time Offset (min)	Height (counts)	Sep. Code	Width 1/2 (sec)	Status Codes
Totals:		0.0000		0.000	0			

Total Unidentified Counts : 0 counts

Detected Peaks: 0 Rejected Peaks: 0 Identified Peaks: 0

Multiplier: 10 Divisor: 2.04 Unidentified Peak Factor: 0

Baseline Offset: 114 microAU

Noise (used): 198 microAU - monitored before this run

Vial: 59 Injection Number: 1 Full Loop Volume: 50 ul

****
Notes
****

TestAmerica West Sacramento, SAC-LC-0010, Nitroguanidine Analysis on PDA
, absorbance at 263nm.

O2N-NH-C(=NH)-NH2

Primary column = Phenomenex Luna Amino s/n=411655-2, 250x4.6mm, 5um, ins
talled 01/18/08 with Security NH2 Guard.
Column Temperature = 15 degrees C.
Injection volume = 50 uL.

New Syringe Valve 1/10/2008
Solvent Program updated 1/10/2008; Isocratic at 90:10 Water:Acetonitrile
and wash with 100% AcCN.
New column installed 11/21/2008; Phenomenex Luna Amino s/n=453648-5, 250
x4.6mm, 5 um.
New Calibration Curve run on 11/21/2008 using standards 08GCSV0336-341.
New Lamp installed 1/29/2009.
New Calibration Curve run on 1/29/2009 using standards 08GCSV336-241.
New Column installed ZORBAX NH2 s/n=UST0010139 4.6 x 250 mm, 5um
New Calibration Curve rn on 10/3/2009 using standards 09GCSC0108-0114 an
d 09GCSV0380 (ICV).

Data Handling: No peaks

Original Notes:

LV2D51AL 2.04G/10ML
****

Title : TestAmerica West Sacramento, Nitroguanidine Analysis on PDA
Run File : c:\star\data\03-2010\3-3-2010=17;28;52-nq-a0b240490-16.run
Method File : c:\star\methods\nq_amino_10139_10032009.mth
Sample ID : A0B240490-16

Injection Date: 3/3/2010 17:28 Calculation Date: 3/3/2010 17:37

Operator : KM
Workstation:
Instrument : Varian Star #1
Channel : 16 = 263 nm

Detector Type: 9065
Bus Address : 4
Sample Rate : 2.71 Hz
Run Time : 7.993 min

** Star Chromatography Workstation Version 5.52 ** 00123-5E00-E5E-03F9 **

Chart Speed = 2.00 cm/min Attenuation = 20 Zero Offset = 15%
Start Time = 0.000 min End Time = 6.000 min Min / Tick = 1.00

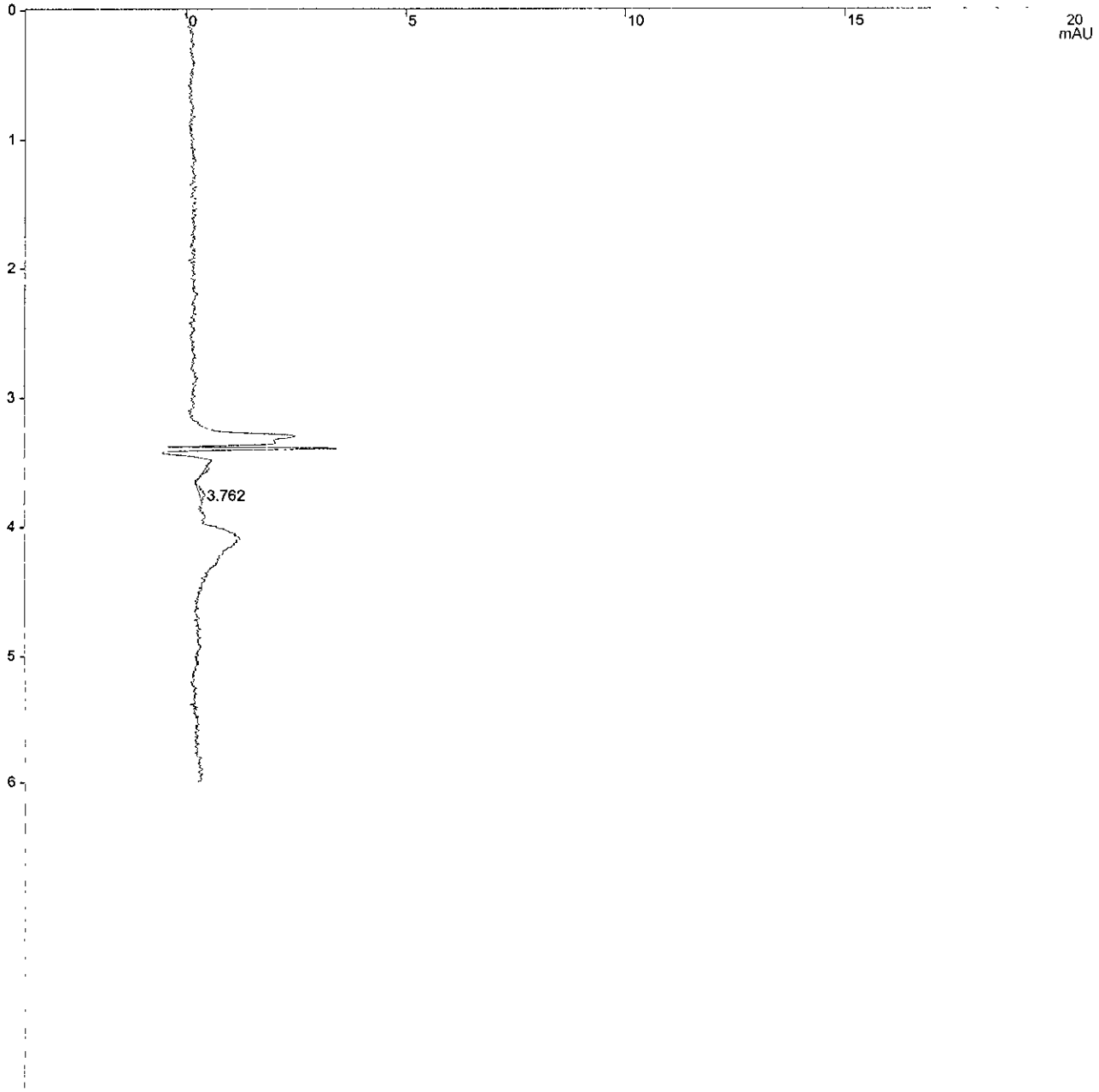

Title : TestAmerica West Sacramento, Nitroguanidine Analysis on PDA
Run File : c:\star\data\03-2010\3-3-2010=17;28;52-nq-a0b240490-16.run
Method File : c:\star\methods\nq_amino_10139_10032009.mth
Sample ID : A0B240490-16

Injection Date: 3/3/2010 17:28 Calculation Date: 3/3/2010 17:37

Operator : KM
Workstation:
Instrument : Varian Star #1
Channel : 16 = 263 nm

Detector Type: 9065
Bus Address : 4
Sample Rate : 2.71 Hz
Run Time : 7.993 min

** Star Chromatography Workstation Version 5.52 ** 00123-5E00-E5E-03F9 **

Run Mode : Analysis
Peak Measurement: Peak Height
Calculation Type: External Standard

Peak No.	Peak Name	Result (ppb)	Ret. Time (min)	Time Offset (min)	Height (counts)	Sep. Code	Width 1/2 (sec)	Status Codes
1		0.0000	3.762	0.000	16	PB	3.9	
	Totals:	0.0000		0.000	16			

Total Unidentified Counts : 16 counts

Detected Peaks: 2 Rejected Peaks: 1 Identified Peaks: 0

Multiplier: 10 Divisor: 2.02 Unidentified Peak Factor: 0

Baseline Offset: 0 microAU

Noise (used): 137 microAU - monitored before this run

Vial: 61 Injection Number: 1 Full Loop Volume: 50 ul

****
Notes
****

TestAmerica West Sacramento, SAC-LC-0010, Nitroguanidine Analysis on PDA
, absorbance at 263nm.

O2N-NH-C(=NH)-NH2

Primary column = Phenomenex Luna Amino s/n=411655-2, 250x4.6mm, 5um, ins
talled 01/18/08 with Security NH2 Guard.
Column Temperature = 15 degrees C.
Injection volume = 50 uL.

New Syringe Valve 1/10/2008
Solvent Program updated 1/10/2008; Isocratic at 90:10 Water:Acetonitrile
and wash with 100% AcCN.
New column installed 11/21/2008; Phenomenex Luna Amino s/n=453648-5, 250
x4.6mm, 5 um.
New Calibration Curve run on 11/21/2008 using standards 08GCSV0336-341.
New Lamp installed 1/29/2009.
New Calibration Curve run on 1/29/2009 using standards 08GCSV336-241.
New Column installed ZORBAX NH2 s/n=UST0010139 4.6 x 250 mm, 5um
New Calibration Curve rn on 10/3/2009 using standards 09GCSC0108-0114 an
d 09GCSV0380 (ICV).

Original Notes:

LV2FH1A9 2.02G/10ML
****

Title : TestAmerica West Sacramento, Nitroguanidine Analysis on PDA
Run File : C:\Star\data\03-2010\3-3-2010=17;44;54-nq-09gcsv0430.run
Method File : c:\star\methods\nq_amino_10139_10032009.mth
Sample ID : 09GCSV0430

Injection Date: 3/3/2010 17:44 Calculation Date: 3/3/2010 17:53

Operator : KM
Workstation:
Instrument : Varian Star #1
Channel : 16 = 263 nm

Detector Type: 9065
Bus Address : 4
Sample Rate : 2.71 Hz
Run Time : 7.993 min

** Star Chromatography Workstation Version 5.52 ** 00123-5E00-E5E-03F9 **

Chart Speed = 2.00 cm/min Attenuation = 20 Zero Offset = 15%
Start Time = 0.000 min End Time = 6.000 min Min / Tick = 1.00

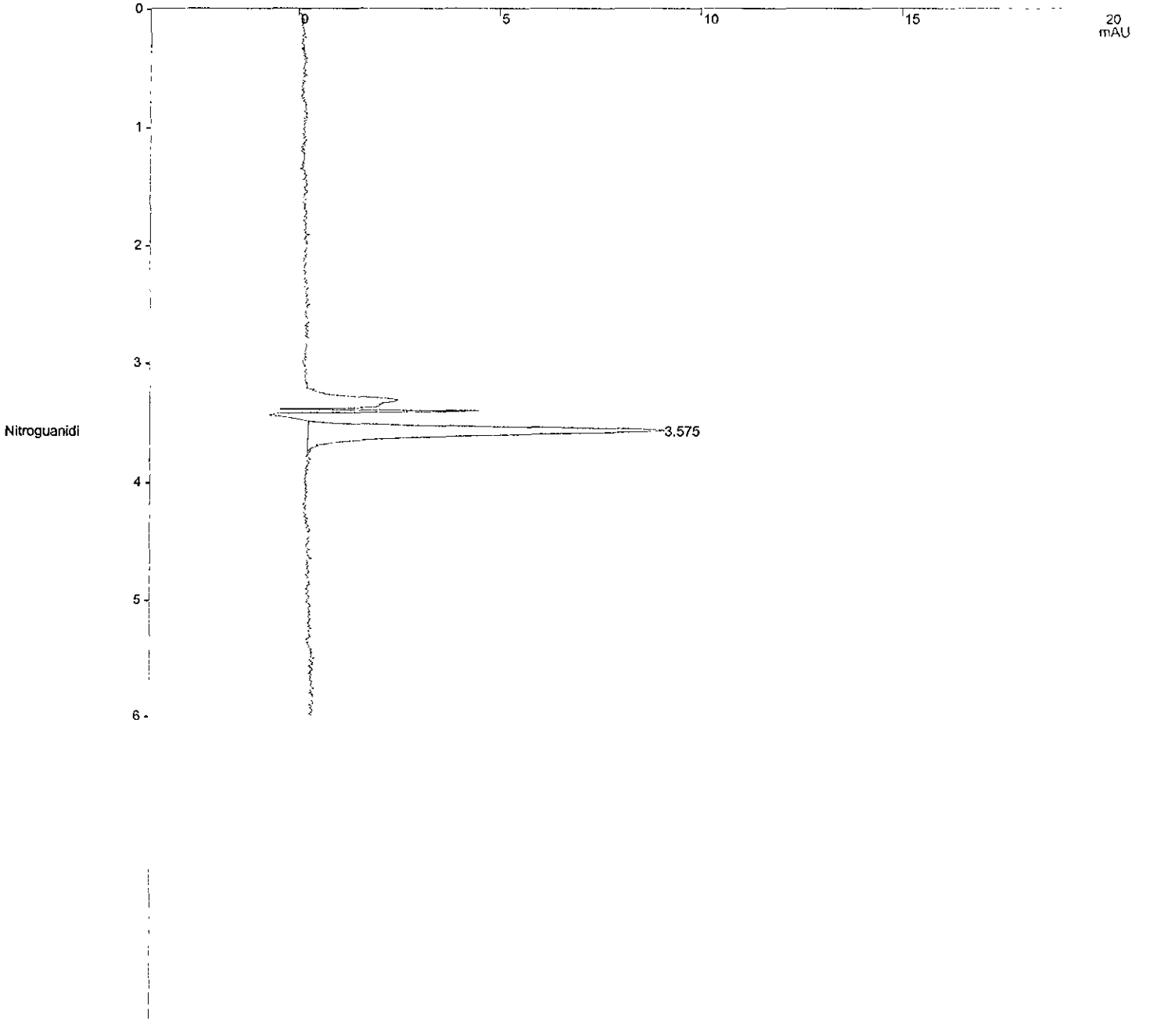

Verification Report

Title : TestAmerica West Sacramento, Nitroguanidine Analysis on PDA
Run File : C:\Star\data\03-2010\3-3-2010=17;44;54-nq-09gcsv0430.run
Method File : c:\star\methods\nq_amino_10139_10032009.mth
Sample ID : 09GCSV0430

Injection Date: 3/3/2010 17:44 Calculation Date: 3/3/2010 17:53

Operator : KM
Workstation:
Instrument : Varian Star #1
Channel : 16 = 263 nm
Detector Type: 9065
Bus Address : 4
Sample Rate : 2.71 Hz
Run Time : 7.993 min

** Star Chromatography Workstation Version 5.52 ** 00123-5E00-E5E-03F9 **

Run Mode : Verification
Peak Measurement: Peak Height
Calculation Type: External Standard
Level : 4
Tolerance : 15.0%

Peak No.	Peak Name	Expected Result (ppb)	Calculated Result (ppb)	Dev. %	Ret. Time (min)	Time Offset (min)	Height (counts)	Status Codes
1	Nitroguanidi	200.0000	191.2280	4.4	3.575	-0.017	1161	
Totals:			191.2280			-0.017	1161	

Total Unidentified Counts : 0 counts

Detected Peaks: 1 Rejected Peaks: 0 Identified Peaks: 1

Multiplier: 1 Divisor: 1 Unidentified Peak Factor: 0

Baseline Offset: 313 microAU

Noise (used): 137 microAU - monitored before this run

Vial: 14 Injection Number: 1 Full Loop Volume: 50 ul

****
Notes
****

TestAmerica West Sacramento, SAC-LC-0010, Nitroguanidine Analysis on PDA
, absorbance at 263nm.

O2N-NH-C(=NH)-NH2

Primary column = Phenomenex Luna Amino s/n=411655-2, 250x4.6mm, 5um, ins
talled 01/18/08 with Security NH2 Guard.
Column Temperature = 15 degrees C.
Injection volume = 50 uL.

New Syringe Valve 1/10/2008
Solvent Program updated 1/10/2008; Isocratic at 90:10 Water:Acetonitrile
and wash with 100% AcCN.
New column installed 11/21/2008; Phenomenex Luna Amino s/n=453648-5, 250
x4.6mm, 5 um.
New Calibration Curve run on 11/21/2008 using standards 08GCSV0336-341.
New Lamp installed 1/29/2009.
New Calibration Curve run on 1/29/2009 using standards 08GCSV336-241.
New Column installed ZORBAX NH2 s/n=UST0010139 4.6 x 250 mm, 5um
New Calibration Curve rn on 10/3/2009 using standards 09GCSC0108-0114 an
d 09GCSV0380 (ICV).

Original Notes:

NQ STD 200 ng/mL
****

Initial Calibration

Includes (as applicable):

runlog

standard raw data

statistical summary

ms tune data

TestAmerica
THE LEADER IN ENVIRONMENTAL TESTING

10/22/09 10139 ~~453648-5~~

West Sacramento

GC/HPLC ICAL Checklist

Instrument ID: PDA-1 ICAL ID: 10032009 Method: NQ-NH2

Analytes Included in curve (with dates): Nitroguanidine

A. Included Sections of ICAL	Analyst	Reviewer	N/A
1. ICAL Summary included (for both columns if applicable).	—	✓	
2. ICAL Runlog included.	—	✓	
3. ICV Included and moved to after summary.	—	✓	
4. PEM meets requirements and is included for 8081.			—
5. Alkane Marker included for 8015 TPH.			—
6. ICAL Raw Data included for all analytes.	—	✓	
B. ICAL Summary			
1. All analytes meet %RSD or linear regression requirements.	—	✓	
2. ICAL meets requirements stated in SOP.	—	✓	
2. Any levels dropped are reviewed and appropriate.			—
3. All analytes in ICAL are in the ICAL summary.	—	✓	
4. RFs are calculated correctly. Perform Manual calculation.	—	✓	
C. ICAL Analysis			
1. Manual Integrations reviewed and appropriate.			—
2. All peaks correctly identified.	—	✓	
3. No analytes have saturated peaks.	—	✓	
4. RT windows set correctly (8015 TPH).		~~✓~~ 10/14/2009	—
5. ICV meets requirements and is run after the ICAL.	—	✓	
6. Standards used in ICAL are current.	—	✓	
7. ICAL is copied to source method.			—

Curve Valid for:	Yes	No	Criteria
Standard SOP	—		RSD ≤20%, r≥ 0.995 (intercept <1/2RL for 8081,8082, NQ, 8310) and (<RL for 8330) and r>0.990 (intercept <RL for 8015), ICV≤15%, PEM ≤15%
DOD QSM V3	—		RSD ≤20%, r≥ 0.995, ICV≤20%, PEM ≤15%
AFCEE 3.1	—		RSD ≤20%, r≥ 0.995, ICV≤15%, PEM ≤15%
AFCEE 4.0	—		RSD ≤20%, r≥ 0.995, ICV≤20% (8081, 8082, 8015) and ICV≤25% (8330,8310), PEM ≤15%

Analyst: [signature] Date: 10/14/09

Reviewer: McWay Date: 10/14/2009

Comments:

Print Date: 04 Oct 2009 01:04:05
Calibration Curves Report
File: c:\star\methods\nq_amino_10139_10032009.mth
Detector: 9065 Polychrom, Address: 4, Channel ID: 16

Nitroguanidine
External Standard Analysis
Resp. Fact. RSD: 1.704%
Curve Type: Linear
Origin: Force
Coeff. Det.(r^2): 0.999984
y = +6.0717e+000x

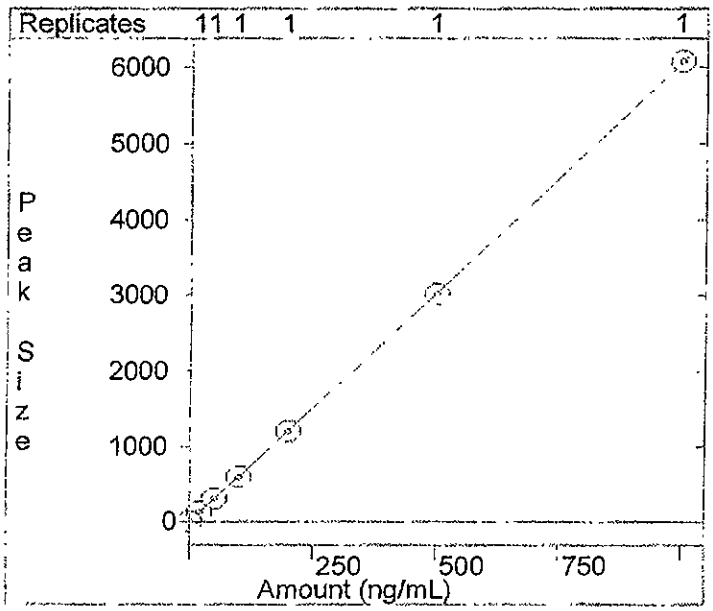

3545

Title	:	Calibration Block Report			
Method File	:	c:\star\methods\nq_amino_10139_10032009.mth			
Data Method Time	:	10/4/2009 00:53			
Requested Curve Type	:	linear	Method Detector Type	:	9065 Polychrom
Requested Origin	:	force	Method Bus Address	:	4
Calibration Type	:	External Standard Analysis	Method Channel	:	16
Calibration Dates					
Last Injection Date	:	10/4/2009 00:45	Last Recalculation Date	:	10/4/2009 00:53

**********Star Chromatography Workstation**********Version 5.52**********

Retention Time (min)	Peak Name	Curve\ Origin	X³	X²	X	C	r²	Cal. Range	No. of Points	Edit Codes
3.688	Nitroguanidine	1 F			+6.0717e+000	+0.0000e+000	+9.9998e-001	1-6	6	

Curve Codes	Origin Codes	Edit Codes
1 linear	I include	1 curve
2 quadratic	IG ignore	2 origin
3 cubic	F force	3 coefficient

Ret. Time: 3.688 min.
Peak Name: Nitroguanidine
Peak Measurement: Height
Curve\Origin: 1 F

Level	Amount	Replicate No.	Response	Avg. Response	Std. Dev.
1	20.000000	1	126	126.0	#
2	50.000000	1	305	304.9	#
3	100.000000	1	604	603.6	#
4	200.000000	1	1205	1204.8	#
5	500.000000	1	3019	3018.8	#
6	1000.000000	1	6082	6082.3	#

604/100 = 6.04

= Too few points to calculate.

Peak Name	Level	Rep.	Injection Date Time	Run Files
Nitroguanidine	1	1	10/3/2009 23:08	c:\star\data\10.2009\nq-10-3-2009=23;08;05-09gcsv0109.run 427
	2	1	10/3/2009 23:27	c:\star\data\10.2009\nq-10-3-2009=23;27;33-09gcsv0110.run 428
	3	1	10/3/2009 23:47	c:\star\data\10.2009\nq-10-3-2009=23;47;03-09gcsv0111.run 429
	4	1	10/4/2009 00:06	c:\star\data\10.2009\nq-10-4-2009=00;06;31-09gcsv0112.run 430
	5	1	10/4/2009 00:26	c:\star\data\10.2009\nq-10-4-2009=00;26;01-09gcsv0113.run 431
	6	1	10/4/2009 00:45	c:\star\data\10.2009\nq-10-4-2009=00;45;32-09gcsv0114.run 432

10/23/09

North Canton

****

Varian Star Workstation - RecalcList Tue Oct 06 13:19:13 2009

RecalcList: C:\Star\Sample list\NQ-10.03.2009B.RCL

Created: Sat Oct 03 19:41:38 2009
Modified: Sun Oct 04 02:48:41 2009

****

NQ Analysis 3 October 2009
WS-LC-0010

Line	Sample Type	Sample Name	Data File	In
1	Verification	Primer WS-LC-0010	nq-10-3-2009=19;53;16-primer ws-lc-0010.run	
2	Verification	Primer WS-LC-0010	nq-10-3-2009=20;12;44-primer ws-lc-0010.run	
3	Verification	Primer WS-LC-0010	nq-10-3-2009=20;32;11-primer ws-lc-0010.run	
4	Verification	Primer WS-LC-0010	nq-10-3-2009=20;51;40-primer ws-lc-0010.run	
5	Verification	Primer WS-LC-0010	nq-10-3-2009=21;11;10-primer ws-lc-0010.run	
6	Verification	Primer WS-LC-0010	nq-10-3-2009=21;30;38-primer ws-lc-0010.run	
7	Verification	Primer WS-LC-0010	nq-10-3-2009=21;50;06-primer ws-lc-0010.run	
8	Verification	Primer WS-LC-0010	nq-10-3-2009=22;09;32-primer ws-lc-0010.run	
9	Verification	Primer WS-LC-0010	nq-10-3-2009=22;29;03-primer ws-lc-0010.run	
10	Analysis	Blank	nq-10-3-2009=22;48;34-blank.run	
11	New Calib Block	(A) 10/22/09		
12	Calibration	09GCSV0~~09~~ 427 (A)	nq-10-3-2009=23;08;05-09gcsv0109.run	
13	Calibration	09GCSV0~~110~~ 428 (A)	nq-10-3-2009=23;27;33-09gcsv0110.run	
14	Calibration	09GCSV0~~111~~ 429 (A)	nq-10-3-2009=23;47;03-09gcsv0111.run	
15	Calibration	09GCSV0~~112~~ 430 (A)	nq-10-4-2009=00;06;31-09gcsv0112.run	
16	Calibration	09GCSV0~~113~~ 431 (A)	nq-10-4-2009=00;26;01-09gcsv0113.run	
17	Calibration	09GCSV0~~114~~ 432 (A)	nq-10-4-2009=00;45;32-09gcsv0114.run	
18	Print Calib			
19	Verification	09GCSV0380 ICV	nq-10-4-2009=01;05;10-09gcsv0380 icv.run	
20	Analysis	09GCSV0~~108~~ 426 2XMDL (A)	nq-10-4-2009=01;24;38-09gcsv0108 2xmdl.run	
21	Analysis	Blank	nq-10-4-2009=01;44;11-blank.run	
22	Verification	08GCSV0~~112~~ 430 (A)	nq-10-4-2009=02;03;41-08gcsv0112.run	
23	Analysis	BLANK	nq-10-4-2009=02;38;29-blank.run	

page 6

Title : TestAmerica West Sacramento, Nitroguanidine Analysis on PDA
Run File : c:\star\data\10.2009\nq-10-4-2009=01;05;10-09gcsv0380 icv.run
Method File : C:\Star\Methods\NQ_Amino_10139_10032009.mth
Sample ID : 09GCSV0380 ICV

Injection Date: 10/4/2009 01:05 Calculation Date: 10/4/2009 01:13

Operator : fhk
Workstation:
Instrument : Varian Star #1
Channel : 16 = 263 nm

Detector Type: 9065
Bus Address : 4
Sample Rate : 2.71 Hz
Run Time : 7.999 min

** Star Chromatography Workstation Version 5.52 ** 00123-5E00-E5E-03F9 **

Chart Speed = 2.00 cm/min Attenuation = 20 Zero Offset = 15%
Start Time = 0.000 min End Time = 6.000 min Min / Tick = 1.00



Verification Report

Title : TestAmerica West Sacramento, Nitroguanidine Analysis on PDA
Run File : c:\star\data\10.2009\nq-10-4-2009=01;05;10-09gcsv0380 icv.run
Method File : C:\Star\Methods\NQ_Amino_10139_10032009.mth
Sample ID : 09GCSV0380 ICV

Injection Date: 10/4/2009 01:05 Calculation Date: 10/4/2009 01:13

Operator : fhk
Workstation:
Instrument : Varian Star #1
Channel : 16 = 263 nm
Detector Type: 9065
Bus Address : 4
Sample Rate : 2.71 Hz
Run Time : 7.999 min

** Star Chromatography Workstation Version 5.52 ** 00123-5E00-E5E-03F9 **

Run Mode : Verification
Peak Measurement: Peak Height
Calculation Type: External Standard
Level : 4
Tolerance : 15.0%

Peak No.	Peak Name	Expected Result (ppb)	Calculated Result (ppb)	Dev. %	Ret. Time (min)	Time Offset (min)	Height (counts)	Status Codes
1	Nitroguanidi	200.0000	206.5399	3.3	3.753	0.065	1254	
	Totals:		206.5399			0.065	1254	

Total Unidentified Counts : 0 counts

Detected Peaks: 2 Rejected Peaks: 1 Identified Peaks: 1

Multiplier: 1 Divisor: 1 Unidentified Peak Factor: 0

Baseline Offset: 84 microAU

Noise (used): 167 microAU - monitored before this run

Vial: 4 Injection Number: 1 Full Loop Volume: 50 ul

ICV passes criteria ± 15%
Glen 10/2/2009

****
Notes
****

TestAmerica West Sacramento, SAC-LC-0010, Nitroguanidine Analysis on PDA , absorbance at 263nm.

O2N-NH-C(=NH)-NH2

Primary column = Phenomenex Luna Amino s/n=411655-2, 250x4.6mm, 5um, installed 01/18/08 with Security NH2 Guard.
Column Temperature = 15 degrees C.
Injection volume = 50 uL.

New Syringe Valve 1/10/2008
Solvent Program updated 1/10/2008; Isocratic at 90:10 Water:Acetonitrile and wash with 100% AcCN.
New column installed 11/21/2008; Phenomenex Luna Amino s/n=453648-5, 250 x4.6mm, 5 um.
New Calibration Curve run on 11/21/2008 using standards 08GCSV0336-341.
New Lamp installed 1/29/2009.
New Calibration Curve run on 1/29/2009 using standards 08GCSV336-241.
New Column installed ZORBAX NH2 s/n=UST0010139 4.6 x 250 mm, 5um
New Calibration Curve rn on 10/3/2009 using standards 09GCSC0108-0114 and 09GCSV0380 (ICV).

Original Notes:

09GCSV0380, NQ Std at 200ng/mL; Second Source Standard.
****

Title : TestAmerica West Sacramento, Nitroguanidine Analysis on PDA
Run File : c:\star\data\10.2009\nq-10-3-2009=22;48;34-blank.run
Method File : C:\Star\Methods\NQ_Amino_10139_10032009.mth
Sample ID : Blank

Injection Date: 10/3/2009 22:48 Calculation Date: 10/3/2009 22:56

Operator : fhk
Workstation:
Instrument : Varian Star #1
Channel : 16 = 263 nm

Detector Type: 9065
Bus Address : 4
Sample Rate : 2.71 Hz
Run Time : 7.999 min

** Star Chromatography Workstation Version 5.52 ** 00123-5E00-E5E-03F9 **

Chart Speed = 2.00 cm/min Attenuation = 20 Zero Offset = 15%
Start Time = 0.000 min End Time = 6.000 min Min / Tick = 1.00



Title : TestAmerica West Sacramento, Nitroguanidine Analysis on PDA
Run File : c:\star\data\10.2009\nq-10-3-2009=22;48;34-blank.run
Method File : C:\Star\Methods\NQ_Amino_10139_10032009.mth
Sample ID : Blank

Injection Date: 10/3/2009 22:48 Calculation Date: 10/3/2009 22:56

Operator : fhk
Workstation:
Instrument : Varian Star #1
Channel : 16 = 263 nm
Detector Type: 9065
Bus Address : 4
Sample Rate : 2.71 Hz
Run Time : 7.999 min

** Star Chromatography Workstation Version 5.52 ** 00123-5E00-E5E-03F9 **

Run Mode : Analysis
Peak Measurement: Peak Height
Calculation Type: External Standard

Peak No.	Peak Name	Result (ppb)	Ret. Time (min)	Time Offset (min)	Height (counts)	Sep. Code	Width 1/2 (sec)	Status Codes
Totals:		0.0000		0.000	0			

Total Unidentified Counts : 0 counts

Detected Peaks: 0 Rejected Peaks: 0 Identified Peaks: 0

Multiplier: 1 Divisor: 1 Unidentified Peak Factor: 0

Baseline Offset: 31 microAU

Noise (used): 144 microAU - monitored before this run

Vial: 1 Injection Number: 1 Full Loop Volume: 50 ul

****
Notes
****

TestAmerica West Sacramento, SAC-LC-0010, Nitroguanidine Analysis on PDA
, absorbance at 263nm.

O2N-NH-C(=NH)-NH2

Primary column = Phenomenex Luna Amino s/n=411655-2, 250x4.6mm, 5um, ins
talled 01/18/08 with Security NH2 Guard.
Column Temperature = 15 degrees C.
Injection volume = 50 uL.

New Syringe Valve 1/10/2008
Solvent Program updated 1/10/2008; Isocratic at 90:10 Water:Acetonitrile
and wash with 100% AcCN.
New column installed 11/21/2008; Phenomenex Luna Amino s/n=453648-5, 250
x4.6mm, 5 um.
New Calibration Curve run on 11/21/2008 using standards 08GCSV0336-341.
New Lamp installed 1/29/2009.
New Calibration Curve run on 1/29/2009 using standards 08GCSV336-241.
New Column installed ZORBAX NH2 s/n=UST0010139 4.6 x 250 mm, 5um
New Calibration Curve rn on 10/3/2009 using standards 09GCSC0108-0114 an
c 09GCSV0380 (ICV).

Data Handling: No peaks

Original Notes:

Blank
****

Title : TestAmerica West Sacramento, Nitroguanidine Analysis on PDA
Run File : c:\star\data\10.2009\nq-10-3-2009=23;08;05-09gcsv0109.run
Method File : C:\Star\Methods\NQ_Amino_10139_10032009.mth
Sample ID : 09GCSV0~~109~~427 10/22/09

Injection Date: 10/3/2009 23:08 Calculation Date: 10/3/2009 23:16

Operator : fhk
Workstation:
Instrument : Varian Star #1
Channel : 16 = 263 nm

Detector Type: 9065
Bus Address : 4
Sample Rate : 2.71 Hz
Run Time : 7.987 min

** Star Chromatography Workstation Version 5.52 ** 00123-5E00-E5E-03F9 **

Chart Speed = 2.00 cm/min Attenuation = 20 Zero Offset = 15%
Start Time = 0.000 min End Time = 6.000 min Min / Tick = 1.00

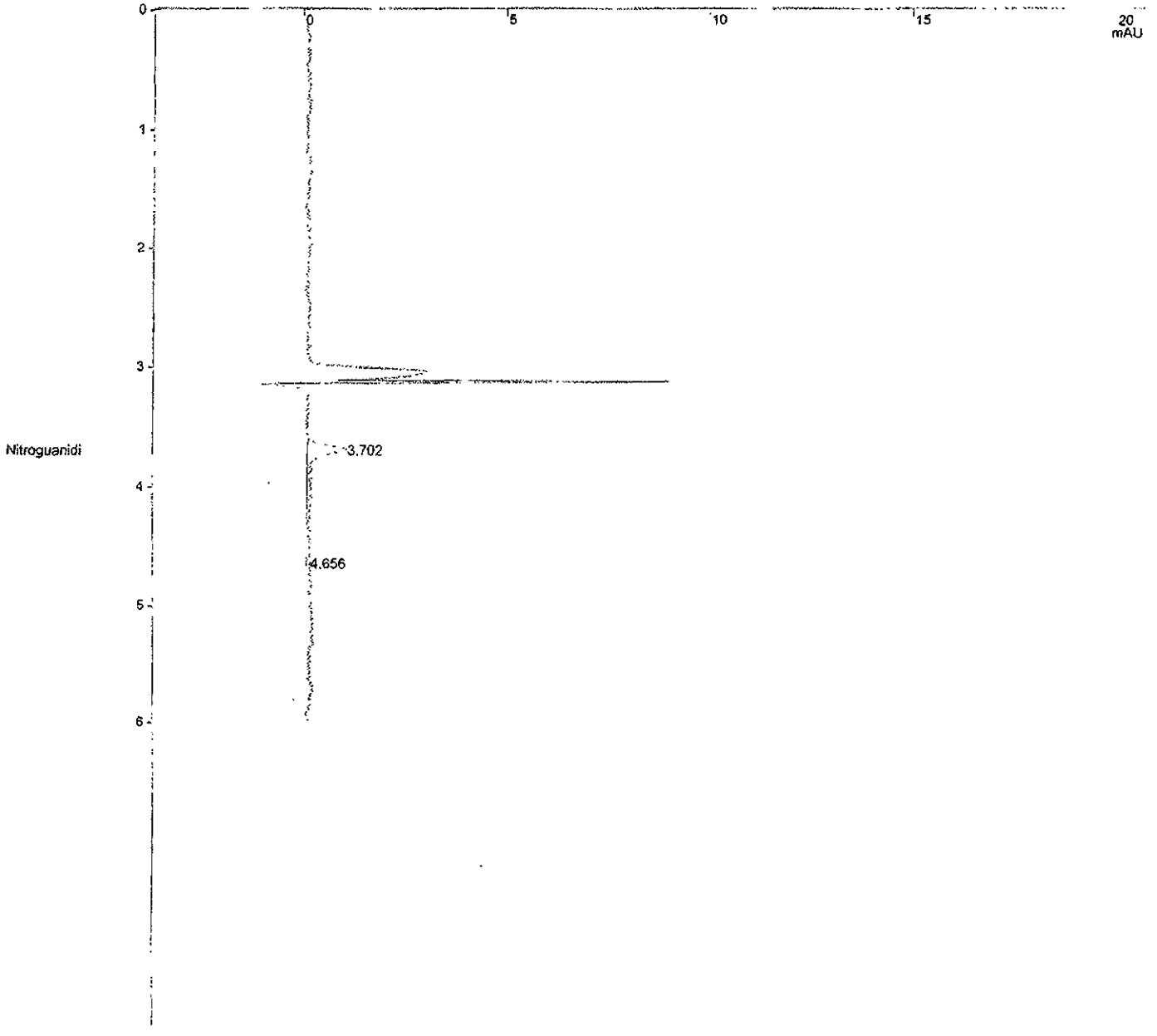

Title : TestAmerica West Sacramento, Nitroguanidine Analysis on PDA
Run File : c:\star\data\10.2009\nq-10-3-2009=23;08;05-09gcsv0109.run
Method File : C:\Star\Methods\NQ_Amino_10139_10032009.mth
Sample ID : 09GCSV0~~109~~127 JM 10/22/09

Injection Date: 10/3/2009 23:08 Calculation Date: 10/3/2009 23:16

Operator : fhk
Workstation:
Instrument : Varian Star #1
Channel : 16 = 263 nm
Detector Type: 9065
Bus Address : 4
Sample Rate : 2.71 Hz
Run Time : 7.987 min

** Star Chromatography Workstation Version 5.52 ** 00123-5E00-E5E-03F9 **

Run Mode : Calibration
Peak Measurement: Peak Height
Calculation Type: External Standard
Level : 1

Peak No.	Peak Name	Ret. Time (min)	Time Offset (min)	Height (counts)	Sep. Code	Width 1/2 (sec)	Status Codes
1	Nitroguanidi	3.702	-0.065	126	BB	4.6	
2		4.656	0.000	17	BB	1.6	
	Totals:		-0.065	143			

Total Unidentified Counts : 17 counts

Detected Peaks: 2 Rejected Peaks: 0 Identified Peaks: 1

Multiplier: N/A Divisor: N/A Unidentified Peak Factor: 0

Baseline Offset: 130 microAU

Noise (used): 152 microAU - monitored before this run

Vial: 8 Injection Number: 1 Full Loop Volume: 50 ul

****
Notes
****

TestAmerica West Sacramento, SAC-LC-0010, Nitroguanidine Analysis on PDA
, absorbance at 263nm.

O2N-NH-C(=NH)-NH2

Primary column = Phenomenex Luna Amino s/n=411655-2, 250x4.6mm, 5um, ins
talled 01/18/08 with Security NH2 Guard.
Column Temperature = 15 degrees C.
Injection volume = 50 uL.

New Syringe Valve 1/10/2008
Solvent Program updated 1/10/2008; Isocratic at 90:10 Water:Acetonitrile
and wash with 100% AcCN.
New column installed 11/21/2008; Phenomenex Luna Amino s/n=453648-5, 250
x4.6mm, 5 um.
New Calibration Curve run on 11/21/2008 using standards 08GCSV0336-341.
New Lamp installed 1/29/2009.
New Calibration Curve run on 1/29/2009 using standards 08GCSV336-241.
New Column installed ZORBAX NH2 s/n=UST0010139 4.6 x 250 mm, 5um
New Calibration Curve rn on 10/3/2009 using standards 09GCSC0108-0114 an
d 09GCSV0380 (ICV).

Original Notes:

09GCSV0109, NQ Std at 20ng/mL.
****

Title : TestAmerica West Sacramento, Nitroguanidine Analysis on PDA
Run File : c:\star\data\10.2009\nq-10-3-2009=23;27;33-09gcsv0110.run
Method File : C:\Star\Methods\NQ_Amino_10139_10032009.mth
Sample ID : 09GCSV0~~110428~~ 10/22/09

Injection Date: 10/3/2009 23:27 Calculation Date: 10/3/2009 23:35

Operator : fhk
Workstation:
Instrument : Varian Star #1
Channel : 16 = 263 nm

Detector Type: 9065
Bus Address : 4
Sample Rate : 2.71 Hz
Run Time : 7.993 min

** Star Chromatography Workstation Version 5.52 ** 00123-5E00-E5E-03F9 **

Chart Speed = 2.00 cm/min Attenuation = 20 Zero Offset = 15%
Start Time = 0.000 min End Time = 6.000 min Min / Tick = 1.00



Title : TestAmerica West Sacramento, Nitroguanidine Analysis on PDA
Run File : c:\star\data\10.2009\nq-10-3-2009=23;27;33-09gcsv0110.run
Method File : C:\Star\Methods\NQ_Amino_10139_10032009.mth
Sample ID : 09GCSV0~~110~~ 4-8 10/2/2009

Injection Date: 10/3/2009 23:27 Calculation Date: 10/3/2009 23:35

Operator : fhk
Workstation:
Instrument : Varian Star #1
Channel : 16 = 263 nm
Detector Type: 9065
Bus Address : 4
Sample Rate : 2.71 Hz
Run Time : 7.993 min

** Star Chromatography Workstation Version 5.52 ** 00123-5E00-E5E-03F9 **

Run Mode : Calibration
Peak Measurement: Peak Height
Calculation Type: External Standard
Level : 2

Peak No.	Peak Name	Ret. Time (min)	Time Offset (min)	Height (counts)	Sep. Code	Width 1/2 (sec)	Status Codes
1	Nitroguanidi	3.724	0.022	305	BB	4.7	
	Totals:		0.022	305			

Total Unidentified Counts : 0 counts

Detected Peaks: 1 Rejected Peaks: 0 Identified Peaks: 1

Multiplier: N/A Divisor: N/A Unidentified Peak Factor: 0

Baseline Offset: 38 microAU

Noise (used): 152 microAU - monitored before this run

Vial: 10 Injection Number: 1 Full Loop Volume: 50 ul

****
Notes
****

TestAmerica West Sacramento, SAC-LC-0010, Nitroguanidine Analysis on PDA
, absorbance at 263nm.

O2N-NH-C(=NH)-NH2

Primary column = Phenomenex Luna Amino s/n=411655-2, 250x4.6mm, 5um, ins
talled 01/18/08 with Security NH2 Guard.
Column Temperature = 15 degrees C.
Injection volume = 50 uL.

New Syringe Valve 1/10/2008
Solvent Program updated 1/10/2008; Isocratic at 90:10 Water:Acetonitrile
and wash with 100% AcCN.
New column installed 11/21/2008; Phenomenex Luna Amino s/n=453648-5, 250
x4.6mm, 5 um.
New Calibration Curve run on 11/21/2008 using standards 08GCSV0336-341.
New Lamp installed 1/29/2009.
New Calibration Curve run on 1/29/2009 using standards 08GCSV336-241.
New Column installed ZORBAX NH2 s/n=UST0010139 4.6 x 250 mm, 5um
New Calibration Curve rn on 10/3/2009 using standards 09GCSC0108-0114 an
d 09GCSV0380 (ICV).

Original Notes:

09GCSV0110, NQ Std at 50ng/mL.
****

Title : TestAmerica West Sacramento, Nitroguanidine Analysis on PDA
Run File : c:\star\data\10.2009\nq-10-3-2009=23;47;03-09gcsv0111.run
Method File : C:\Star\Methods\NQ_Amino_10139_10032009.mth
Sample ID : 09GCSV0~~111~~ 2/29 2nd 10/22/09

Injection Date: 10/3/2009 23:47 Calculation Date: 10/3/2009 23:55

Operator : fhk
Workstation:
Instrument : Varian Star #1
Channel : 16 = 263 nm

Detector Type: 9065
Bus Address : 4
Sample Rate : 2.71 Hz
Run Time : 7.993 min

** Star Chromatography Workstation Version 5.52 ** 00123-5E00-E5E-03F9 **

Chart Speed = 2.00 cm/min Attenuation = 20 Zero Offset = 15%
Start Time = 0.000 min End Time = 6.000 min Min / Tick = 1.00



Title : TestAmerica West Sacramento, Nitroguanidine Analysis on PDA
Run File : c:\star\data\10.2009\nq-10-3-2009=23;47;03-09gcsv0111.run
Method File : C:\Star\Methods\NQ_Amino_10139_10032009.mth
Sample ID : 09GCSV0~~111~~129 10/22/09

Injection Date: 10/3/2009 23:47 Calculation Date: 10/3/2009 23:55

Operator : fhk
Workstation:
Instrument : Varian Star #1
Channel : 16 = 263 nm
Detector Type: 9065
Bus Address : 4
Sample Rate : 2.71 Hz
Run Time : 7.993 min

** Star Chromatography Workstation Version 5.52 ** 00123-5E00-E5E-03F9 **

Run Mode : Calibration
Peak Measurement: Peak Height
Calculation Type: External Standard
Level : 3

Peak No.	Peak Name	Ret. Time (min)	Time Offset (min)	Height (counts)	Sep. Code	Width 1/2 (sec)	Status Codes
1	Nitroguanidi	3.726	0.003	604	BB	4.6	
	Totals:		0.003	604			

Total Unidentified Counts : 0 counts

Detected Peaks: 1 Rejected Peaks: 0 Identified Peaks: 1

Multiplier: N/A Divisor: N/A Unidentified Peak Factor: 0

Baseline Offset: 267 microAU

Noise (used): 144 microAU - monitored before this run

Vial: 12 Injection Number: 1 Full Loop Volume: 50 ul

****
Notes
****

TestAmerica West Sacramento, SAC-LC-0010, Nitroguanidine Analysis on PDA
, absorbance at 263nm.

O2N-NH-C(=NH)-NH2

Primary column = Phenomenex Luna Amino s/n=411655-2, 250x4.6mm, 5um, ins
talled 01/18/08 with Security NH2 Guard.
Column Temperature = 15 degrees C.
Injection volume = 50 uL.

New Syringe Valve 1/10/2008
Solvent Program updated 1/10/2008; Isocratic at 90:10 Water:Acetonitrile
and wash with 100% AcCN.
New column installed 11/21/2008; Phenomenex Luna Amino s/n=453648-5, 250
x4.6mm, 5 um.
New Calibration Curve run on 11/21/2008 using standards 08GCSV0336-341.
New Lamp installed 1/29/2009.
New Calibration Curve run on 1/29/2009 using standards 08GCSV336-241.
New Column installed ZORBAX NH2 s/n=UST0010139 4.6 x 250 mm, 5um
New Calibration Curve rn on 10/3/2009 using standards 09GCSC0108-0114 an
d 09GCSV0380 (ICV).

Original Notes:

09GCSV0111, NQ Std at 100ng/mL.
****

Title : TestAmerica West Sacramento, Nitroguanidine Analysis on PDA
Run File : c:\star\data\10.2009\nq-10-4-2009=00;06;31-09gcsv0112.run
Method File : C:\Star\Methods\NQ_Amino_10139_10032009.mth
Sample ID : 09GCSV0~~112~~430 fhk 10/22/09

Injection Date: 10/4/2009 00:06 Calculation Date: 10/4/2009 00:14

Operator : fhk
Workstation:
Instrument : Varian Star #1
Channel : 16 = 263 nm

Detector Type: 9065
Bus Address : 4
Sample Rate : 2.71 Hz
Run Time : 7.993 min

** Star Chromatography Workstation Version 5.52 ** 00123-5E00-E5E-03F9 **

Chart Speed = 2.00 cm/min Attenuation = 20 Zero Offset = 15%
Start Time = 0.000 min End Time = 6.000 min Min / Tick = 1.00



Title : TestAmerica West Sacramento, Nitroguanidine Analysis on PDA
Run File : c:\star\data\10.2009\nq-10-4-2009=00;06;31-09gcsv0112.run
Method File : C:\Star\Methods\NQ_Amino_10139_10032009.mth
Sample ID : 09GCSV0~~112~~430 10/22/09

Injection Date: 10/4/2009 00:06 Calculation Date: 10/4/2009 00:14

Operator : fhk
Workstation:
Instrument : Varian Star #1
Channel : 16 = 263 nm
Detector Type: 9065
Bus Address : 4
Sample Rate : 2.71 Hz
Run Time : 7.993 min

** Star Chromatography Workstation Version 5.52 ** 00123-5E00-E5E-03F9 **

Run Mode : Calibration
Peak Measurement: Peak Height
Calculation Type: External Standard
Level : 4

Peak No.	Peak Name	Ret. Time (min)	Time Offset (min)	Height (counts)	Sep. Code	Width 1/2 (sec)	Status Codes
1	Nitroguanidi	3.740	0.014	1205	BB	4.6	
	Totals:		0.014	1205			

Total Unidentified Counts : 0 counts

Detected Peaks: 1 Rejected Peaks: 0 Identified Peaks: 1

Multiplier: N/A Divisor: N/A Unidentified Peak Factor: 0

Baseline Offset: 160 microAU

Noise (used): 129 microAU - monitored before this run

Vial: 14 Injection Number: 1 Full Loop Volume: 50 ul

****
Notes
****

TestAmerica West Sacramento, SAC-LC-0010, Nitroguanidine Analysis on PDA
, absorbance at 263nm.

O2N-NH-C(=NH)-NH2

Primary column = Phenomenex Luna Amino s/n=411655-2, 250x4.6mm, 5um, ins
talled 01/18/08 with Security NH2 Guard.
Column Temperature = 15 degrees C.
Injection volume = 50 uL.

New Syringe Valve 1/10/2008
Solvent Program updated 1/10/2008; Isocratic at 90:10 Water:Acetonitrile
and wash with 100% AcCN.
New column installed 11/21/2008; Phenomenex Luna Amino s/n=453648-5, 250
x4.6mm, 5 um.
New Calibration Curve run on 11/21/2008 using standards 08GCSV0336-341.
New Lamp installed 1/29/2009.
New Calibration Curve run on 1/29/2009 using standards 08GCSV336-241.
New Column installed ZORBAX NH2 s/n=UST0010139 4.6 x 250 mm, 5um
New Calibration Curve rn on 10/3/2009 using standards 09GCSC0108-0114 an
d 09GCSV0380 (ICV).

Original Notes:

09GCSV0112, NQ Std at 200ng/mL.
****

Title : TestAmerica West Sacramento, Nitroguanidine Analysis on PDA
Run File : c:\star\data\10.2009\nq-10-4-2009=00;26;01-09gcsv0113.run
Method File : C:\Star\Methods\NQ_Amino_10139_10032009.mth
Sample ID : 09GCSV0~~113~~43 | fhk 10/22/09

Injection Date: 10/4/2009 00:26 Calculation Date: 10/4/2009 00:34

Operator : fhk
Workstation:
Instrument : Varian Star #1
Channel : 16 = 263 nm

Detector Type: 9065
Bus Address : 4
Sample Rate : 2.71 Hz
Run Time : 7.993 min

** Star Chromatography Workstation Version 5.52 ** 00123-5E00-E5E-03F9 **

Chart Speed = 2.00 cm/min Attenuation = 20 Zero Offset = 15%
Start Time = 0.000 min End Time = 6.000 min Min / Tick = 1.00



Title : TestAmerica West Sacramento, Nitroguanidine Analysis on PDA
Run File : c:\star\data\10.2009\nq-10-4-2009=00;26;01-09gcsv0113.run
Method File : C:\Star\Methods\NQ_Amino_10139_10032009.mth
Sample ID : 09GCSV0113 431 JHC 10/22/09

Injection Date: 10/4/2009 00:26 Calculation Date: 10/4/2009 00:34

Operator : fhk
Workstation:
Instrument : Varian Star #1
Channel : 16 = 263 nm
Detector Type: 9065
Bus Address : 4
Sample Rate : 2.71 Hz
Run Time : 7.993 min

** Star Chromatography Workstation Version 5.52 ** 00123-5E00-E5E-03F9 **

Run Mode : Calibration
Peak Measurement: Peak Height
Calculation Type: External Standard
Level : 5

Peak No.	Peak Name	Ret. Time (min)	Time Offset (min)	Height (counts)	Sep. Code	Width 1/2 (sec)	Status Codes
1	Nitroguanidi	3.753	0.013	3019	BB	4.6	
	Totals:		0.013	3019			

Total Unidentified Counts : 0 counts

Detected Peaks: 1 Rejected Peaks: 0 Identified Peaks: 1

Multiplier: N/A Divisor: N/A Unidentified Peak Factor: 0

Baseline Offset: 137 microAU

Noise (used): 183 microAU - monitored before this run

Vial: 16 Injection Number: 1 Full Loop Volume: 50 ul

****
Notes
****

TestAmerica West Sacramento, SAC-LC-0010, Nitroguanidine Analysis on PDA , absorbance at 263nm.

O2N-NH-C(=NH)-NH2

Primary column = Phenomenex Luna Amino s/n=411655-2, 250x4.6mm, 5um, installed 01/18/08 with Security NH2 Guard.
Column Temperature = 15 degrees C.
Injection volume = 50 uL.

New Syringe Valve 1/10/2008
Solvent Program updated 1/10/2008; Isocratic at 90:10 Water:Acetonitrile and wash with 100% AcCN.
New column installed 11/21/2008; Phenomenex Luna Amino s/n=453648-5, 250 x4.6mm, 5 um.
New Calibration Curve run on 11/21/2008 using standards 08GCSV0336-341.
New Lamp installed 1/29/2009.
New Calibration Curve run on 1/29/2009 using standards 08GCSV336-241.
New Column installed ZORBAX NH2 s/n=UST0010139 4.6 x 250 mm, 5um
New Calibration Curve rn on 10/3/2009 using standards 09GCSC0108-0114 and 09GCSV0380 (ICV).

Original Notes:

09GCSV0113, NQ Std at 500ng/mL.
****

Title : TestAmerica West Sacramento, Nitroguanidine Analysis on PDA
Run File : c:\star\data\10.2009\nq-10-4-2009=00;45;32-09gcsv0114.run
Method File : C:\Star\Methods\NQ_Amino_10139_10032009.mth
Sample ID : 09GCSV0~~114~~32 10/22/09

Injection Date: 10/4/2009 00:45 Calculation Date: 10/4/2009 00:53

Operator : fhk
Workstation:
Instrument : Varian Star #1
Channel : 16 = 263 nm
Detector Type: 9065
Bus Address : 4
Sample Rate : 2.71 Hz
Run Time : 7.987 min

** Star Chromatography Workstation Version 5.52 ** 00123-5E00-E5E-03F9 **

Chart Speed = 2.00 cm/min Attenuation = 20 Zero Offset = 15%
Start Time = 0.000 min End Time = 6.000 min Min / Tick = 1.00



Title : TestAmerica West Sacramento, Nitroguanidine Analysis on PDA
Run File : c:\star\data\10.2009\nq-10-4-2009=00;45;32-09gcsv0114.run
Method File : C:\Star\Methods\NQ_Amino_10139_10032009.mth
Sample ID : 09GCSV0~~114~~ 432 FHK 10/22/09

Injection Date: 10/4/2009 00:45 Calculation Date: 10/4/2009 00:53

Operator : fhk
Workstation:
Instrument : Varian Star #1
Channel : 16 = 263 nm
Detector Type: 9065
Bus Address : 4
Sample Rate : 2.71 Hz
Run Time : 7.987 min

** Star Chromatography Workstation Version 5.52 ** 00123-5E00-E5E-03F9 **

Run Mode : Calibration
Peak Measurement: Peak Height
Calculation Type: External Standard
Level : 6

Peak No.	Peak Name	Ret. Time (min)	Time Offset (min)	Height (counts)	Sep. Code	Width 1/2 (sec)	Status Codes
1	Nitroguanidi	3.689	-0.063	6082	BB	4.7	
	Totals:		-0.063	6082			

Total Unidentified Counts : 0 counts

Detected Peaks: 1 Rejected Peaks: 0 Identified Peaks: 1

Multiplier: N/A Divisor: N/A Unidentified Peak Factor: 0

Baseline Offset: 122 microAU

Noise (used): 190 microAU - monitored before this run

Vial: 18 Injection Number: 1 Full Loop Volume: 50 ul

****
Notes
****

TestAmerica West Sacramento, SAC-LC-0010, Nitroguanidine Analysis on PDA , absorbance at 263nm.

O2N-NH-C(=NH)-NH2

Primary column = Phenomenex Luna Amino s/n=411655-2, 250x4.6mm, 5um, installed 01/18/08 with Security NH2 Guard.
Column Temperature = 15 degrees C.
Injection volume = 50 uL.

New Syringe Valve 1/10/2008
Solvent Program updated 1/10/2008; Isocratic at 90:10 Water:Acetonitrile and wash with 100% AcCN.
New column installed 11/21/2008; Phenomenex Luna Amino s/n=453648-5, 250x4.6mm, 5 um.
New Calibration Curve run on 11/21/2008 using standards 08GCSV0336-341.
New Lamp installed 1/29/2009.
New Calibration Curve run on 1/29/2009 using standards 08GCSV336-241.
New Column installed ZORBAX NH2 s/n=UST0010139 4.6 x 250 mm, 5um
New Calibration Curve rn on 10/3/2009 using standards 09GCSC0108-0114 and 09GCSV0380 (ICV).

Original Notes:

09GCSV0114, NQ Std at 1000ng/mL.
****

Title : TestAmerica West Sacramento, Nitroguanidine Analysis on PDA
Run File : c:\star\data\10.2009\nq-10-4-2009=01;24;38-09gcsv0108 2xmdl.run
Method File : C:\Star\Methods\NQ_Amino_10139_10032009.mth
Sample ID : 09GCSV0~~108~~ 426 2XMDL fhk 10/22/09

Injection Date: 10/4/2009 01:24 Calculation Date: 10/4/2009 01:32

Operator : fhk
Workstation:
Instrument : Varian Star #1
Channel : 16 = 263 nm

Detector Type: 9065
Bus Address : 4
Sample Rate : 2.71 Hz
Run Time : 7.993 min

** Star Chromatography Workstation Version 5.52 ** 00123-5E00-E5E-03F9 **

Chart Speed = 2.00 cm/min Attenuation = 20 Zero Offset = 15%
Start Time = 0.000 min End Time = 6.000 min Min / Tick = 1.00



Title : TestAmerica West Sacramento, Nitroguanidine Analysis on PDA
Run File : c:\star\data\10.2009\nq-10-4-2009=01;24;38-09gcsv0108 2xmdl.run
Method File : C:\Star\Methods\NQ_Amino_10139_10032009.mth
Sample ID : 09GCSV0~~108~~ 2XMDL 426 gmk 10/22/09
Injection Date: 10/4/2009 01:24 Calculation Date: 10/4/2009 01:32

Operator : fhk
Workstation:
Instrument : Varian Star #1
Channel : 16 = 263 nm
Detector Type: 9065
Bus Address : 4
Sample Rate : 2.71 Hz
Run Time : 7.993 min

** Star Chromatography Workstation Version 5.52 ** 00123-5E00-E5E-03F9 **

Run Mode : Analysis
Peak Measurement: Peak Height
Calculation Type: External Standard

Peak No.	Peak Name	Result (ppb)	Ret. Time (min)	Time Offset (min)	Height (counts)	Sep. Code	Width 1/2 (sec)	Status Codes
1	Nitroguanidi	16.2289	3.713	0.025	99	BB	5.3	
	Totals:	16.2289		0.025	99			

Total Unidentified Counts : V 0 counts

Detected Peaks: 1 Rejected Peaks: 0 Identified Peaks: 1

Multiplier: 1 Divisor: 1 Unidentified Peak Factor: 0

Baseline Offset: 92 microAU

Noise (used): 221 microAU - monitored before this run

Vial: 6 Injection Number: 1 Full Loop Volume: 50 ul

****
Notes
****

TestAmerica West Sacramento, SAC-LC-0010, Nitroguanidine Analysis on PDA
, absorbance at 263nm.

O2N-NH-C(=NH)-NH2

Primary column = Phenomenex Luna Amino s/n=411655-2, 250x4.6mm, 5um, ins
talled 01/18/08 with Security NH2 Guard.
Column Temperature = 15 degrees C.
Injection volume = 50 uL.

New Syringe Valve 1/10/2008
Solvent Program updated 1/10/2008; Isocratic at 90:10 Water:Acetonitrile
and wash with 100% AcCN.
New column installed 11/21/2008; Phenomenex Luna Amino s/n=453648-5, 250
x4.6mm, 5 um.
New Calibration Curve run on 11/21/2008 using standards 08GCSV0336-341.
New Lamp installed 1/29/2009.
New Calibration Curve run on 1/29/2009 using standards 08GCSV336-241.
New Column installed ZORBAX NH2 s/n=UST0010139 4.6 x 250 mm, 5um
New Calibration Curve rn on 10/3/2009 using standards 09GCSC0108-0114 an
d 09GCSV0380 (ICV).

Original Notes:

09GCSV0108, NQ Std at 15ng/mL; 2 times MDL.
****

Sample Extraction/Preparation Log Copies

TestAmerica West Sacramento
ESC-Extraction Master Sheet

TestAmerica
THE LEADER IN ENVIRONMENTAL TESTING

3566

Holding Time Due: 3/8/10
BATCH #: 0061232
Test #: NQ - 5

Project Due. 3/8/10
Initiated By: HD
Extn Comp'd By: HD

Date: 3-2-10
Date: 3-3-10

QC Code	Lot ID	Sample #	Sample Size / Initial Mass	Final Volume / Final Mass	Chlorine checked
	MB		2.00	10	3-3-10
	LCS		2.00	10	NA
	AOB260449	01	2.00	10	
	↓	01MS	2.00	10	
D	↓	01MSD	2.00	10	
	AOB230467	01	2.01	10	
	AOB240490	03	2.04	10	
	↓	04	2.04	10	
	↓	16	2.02	10	
	3-3-10 NA				

SOP No.: WS-LC-0010
EXTRACTION COMMENTS:
Multi-incremental Sampling/Date: N/A
Dried/Date 2/25/10 Ground//Date 3/2/10
Sonicated - Start: 3-3-10 / 1815 End: 0615 Date: 3-3-10
Cleanup by/Date HD 3/3/10 Dilution by/Date N/A
Final Vialling /Date 3-3-10 NA
Millipore Water Dispensed / Date N/A
SPE Cartridge: Waters Lot # N/A

QC Codes	Standard Information: Volume	STD ID	Exp. Date	STD Name/Conc.	(ppm)/ppb
C,S,D	40uL	09GCSV0425	4/16/10	NQ-Spike 50ug/mL	1.0

Spiked By / Date: HD 3-2-10 Witnessed By / Date: WS 3/2/10

QC Codes: B = MB, C = LCS, L = LCSD, S = MS, D = SD, FB = Filter Blank

North Canton

RQC058

TestAmerica Laboratories, Inc.
EXTRACTION BENCH WORKSHEET

Run Date: 3/03/10
Time: 10:16:50

LEV 1	LEV 2		LEV 1	LEV 2	
Y	_	Blank	Y	_	Weights/Volumes
Y	_	Check	Y	_	Spike & Surrogate Worksheet
Y	_	MS/MSD	Y	_	Vial contains correct volume
			Y	_	Labels, greenbars, worksheets
				_	computer batch: correct & all match
			_	_	Anomalies to Extraction Method

_ Expanded Deliverable
_ COC Completed
Y Bench Sheet Copied
_ Package Submitted to AnalyticalGroup
_ Bench Sheet Copied per COC

Extractionist: 000915 Horacio J. Arauz

Concentrationist: 000915 Horacio J. Arauz

****
* *
* QC BATCH: 0061232 *
* *
****

PREP DATE: 3/02/10 12:00
COMP DATE: 3/03/10 9:00

Reviewer/Date: ARAUZH / 3/03/10

Organic Compounds by UV/HPLC
SONICATION - Low Level

EXTR EXPR	ANL DUE	LOT#,MSRUN#/ WORK ORDER	TEST FLGS	EXT	MTH	MATRIX	INIT/FIN WT/VOL	PH"S INIT	PH"S ADJ1	PH"S ADJ2	SOLVENTS EXTRACTION	SOLVENTS VOL	SOLVENTS EXCHANGE	SOLVENTS VOL	SPIKE STANDARD/ SURROGATE ID
3/08/10	3/16/10	A0B230467-001 0061110 **LV03V-1-A9**	D	13	V9	SOLID	**2.01g** 10.00mL	NA	NA	NA	CACL2	10.0		.0	N/A
COMMENTS:															
3/09/10	3/17/10	A0B240490-003 0061110 **LV2D2-1-A9**	D	13	V9	SOLID	**2.04g** 10.00mL	NA	NA	NA	CACL2	10.0		.0	N/A
COMMENTS:															
3/09/10	3/17/10	A0B240490-004 0061110 **LV2D5-1-AL**	D	13	V9	SOLID	**2.04g** 10.00mL	NA	NA	NA	CACL2	10.0		.0	N/A
COMMENTS:															
3/09/10	3/17/10	A0B240490-016 0061110 **LV2FH-1-A9**	D	13	V9	SOLID	**2.02g** 10.00mL	NA	NA	NA	CACL2	10.0		.0	N/A
COMMENTS:															
3/11/10	3/08/10	A0B260449-001 0061110 **LV402-1-AD**	DR	13	V9	SOLID	**2.00g** 10.00mL	NA	NA	NA	CACL2	10.0		.0	N/A
COMMENTS:															
3/11/10	3/08/10	A0B260449-001 0061110 **LV402-1-AFS**	DR	13	V9	SOLID	**2.00g** 10.00mL	NA	NA	NA	CACL2	10.0		.0	40UL-09GCSV0425 N/A
COMMENTS:															
3/11/10	3/08/10	A0B260449-001 0061110 **LV402-1-AGD**	DR	13	V9	SOLID	2.00g 10.00mL	NA	NA	NA	CACL2	10.0		.0	40UL-09GCSV0425 N/A
COMMENTS:															

RQC058

TestAmerica Laboratories, Inc.
EXTRACTION BENCH WORKSHEET

Run Date: 3/03/10
Time: 10:16:50

QC BATCH: 0061232

PREP DATE: 3/02/10 12:00
COMP DATE: 3/03/10 9:00

EXTR EXPR	ANL DUE	LOT#,MSRUN#/ WORK ORDER	TEST FLGS	EXT	MTH	MATRIX	INIT/FIN WT/VOL	INIT	PH"S ADJ1	ADJ2	SOLVENTS EXTRACTION	VOL	EXCHANGE	VOL	SPIKE STANDARD/ SURROGATE ID
3/08/10	0/00/00	G0C020000-232 **LV7NL-1-AAB**		13	V9	SOLID	**2.00g** 10.00mL	NA	NA	NA	CACL2	10.0		.0	N/A
COMMENTS:															
3/08/10	0/00/00	G0C020000-232 **LV7NL-1-ACC**		13	V9	SOLID	**2.00g** 10.00mL	NA	NA	NA	CACL2	10.0		.0	40UL-09GCSV0425 N/A
COMMENTS:															

1.3 G/L CACL2 3844-001B; .45 FILTER MILLIPORE R9EN05392.

R = RUSH C = CLP
E = EPA 600 D = EXP.DEL)
M = CLIENT REQ MS/MSD

NUMBER OF WORK ORDERS IN BATCH: 9

[redacted]

Prep Batch(es) 9061232 Test: NO-5

Prep Date: 3/2/10 Holding Times: 3/8/10 NCM: (N)

A. Spike Witness/Batch setup	Spike Witness	Reviewer
1. Holding times checked? NCMs filed as appropriate	✓	✓
2. QAS checked for QC instructions (LCS, LCSD, MS,MSD, etc)	✓	✓
3. Amount of samples in hood match amount of samples on bench sheet. Sample IDS match.	✓	NA
4. Worksheets have been checked for required spiking compounds	✓	✓
5. Spiking volumes are correctly documented	✓	✓
6. Std ID numbers on spike labels match numbers on bench sheet	✓	NA
7. Expiration dates have been checked	✓	✓
8 Calibration expiration dates on pipettors have been checked	✓	NA
9. Spiker and spike witness have signed and dated bench sheet	✓	✓
B. Weights and Volumes		
1. Recorded weights are in anticipated range	NA	✓
2. Balance upload or raw data for weights is included	NA	✓
3. Weights and volumes have been transcribed correctly to LIMS	NA	✓
4 Weights are not targeted to meet exact weights	NA	✓
5 Each weight or volume measurement is a unique record (no dittos or line downs)	NA	✓
C. Standards and Reagents		
1 Lot numbers for all reagents, including clean up stages, are recorded.	NA	✓
2 Are dates and analysts for cleanups recorded?	NA	✓
3 Are correct IDs used for standards? Are expiration dates to day/month/year, when listed?	NA	✓
D. Documentation		✓
1 Are all nonconformances documented appropriately?	NA	✓
2. QuantIMs entry correct, including dates and times	NA	✓
3. Are all fields completed?	NA	✓

Spike witness [redacted] Date 3/2/10

2nd Level Reviewer [redacted] Date 3/3/10

Comments

3-17

TestAmerica
THE LEADER IN ENVIRONMENTAL TESTING

TestAmerica West Sacramento

GC/HPLC Data Review Checklist

Lot ID: A0B240490 **Test:** NQ Soil **PM:** MJL

Prep Batch(es) 0061232 **Due Date:** **NCM:** Y N

A. Calibration/Instrument Run QC	Analyst	Reviewer	N/A
1. ICAL or ICAL Summary and CCV included.	✓	✓	
2. ICAL, CCV Criteria met.	✓	✓	
3. Multiple-eluters (TPH-D, 8081A, 8082) ICAL/CCVs appropriate and within criteria	✓	✓	
4. CCVs every 10 samples/12 hours, all samples bracketed front and back.	✓	✓	
5. PEM frequency and criteria met.			✓
6. Peaks correctly ID'd by data system.	✓	✓	
7. Method Number is identified on data.	✓	✓	
B. QA/QC			
1. Method blank, LCS/LCSD and MS/SD frequencies met.	✓	✓	
2. LCS/LCSD and MB data is included.	✓	✓	
3. LCS/LCSD and MB data are within control limits. If not, NCM is present in Clouseau.	✓	✓	
4. MS/MSD data complete.	✓	✓	
5. Holding Times were met.	✓	✓	
C. Sample Analysis			
1. Logbook copies for all injections made, including ICV standards and ICAL.	✓	✓	
2. Logbooks/prep sheets properly filled out.	✓	✓	
3. Manual Integrations reviewed and appropriate.	✓	✓	
4. All raw data for samples is included (applies to unused data as well)	✓	✓	
5. All analytes correctly reported.	✓	✓	
6. Correct reporting limits used. (based on client request, prep factors, and dilutions)	✓	✓	
D. Documentation			
1. Are all nonconformances documented appropriately?	✓	✓	
2. Quantims entry correct, including dates and times.	✓	✓	
3. Appropriate footnotes used.	✓	✓	
4. Report sheets included and error-free.	✓	✓	

Analyst: ILmason Date: 3-10-10

2nd Level Reviewer: MWay Date: 3/10/2010

Comments:

SOLID, 353.2, Nitrocellulose

Nitrocellulose

TestAmerica
THE LEADER IN ENVIRONMENTAL TESTING

TestAmerica West Sacramento
Level 1 & 2 Review Checklist
General Chemistry

Lots: 240B160474 240B180429, 240B180524, 240B230467, 240B250493, 240B240490

Analysis: Nitrocellulose Date(s): 3·1·10 Analyst: CLH

Level 1 Review:	YES	NO	N/A
1. Samples properly preserved/verified			✓
2. Run setup meets std criteria (Curve,ICV,ICB,CCV,etc)	✓		
3. Calibration criteria met (R=0.995, R^2=0.990)	✓		
4. Second source std in control	✓		
5. Batch QC in control (LCS,MB,MS/MSD,DCS-if necessary)	✓		
6. Calculations checked	✓		
7. QAS/QAPP consulted for client specific requirements	✓		
8. Standard tracking #'s recorded on runlog/benchsheet	✓		
9. Manual integration performed, documented & approved			✓
10. Copy of run log included with data package	✓		
11. Copy of conductivity screen logbook (314.0 only)			✓

Level 1 Data Review:			
1. Benchsheet complete	✓		
2. QAS/QAPP consulted for client specific data entry	✓		
3. Copy of prep sheet/checklist submitted	✓		
4. NCM(s) submitted	✓		✓ CLH 3·2·10

Completed by and Date: CLH 3·2·10

Level 2 Review:			
1. Level 1 checklist complete & verified	X		
2. Deviations, NCM(s), holding times checked & approved	X		
3. Reprep/Reanalysis documented and chemist notified	X		
4. Client specific criteria met	X		
5. Data entry checked and released in LIMS	X		
6. Indication on benchsheet of review (dated and initialed)	X		
7. Manual integration reviewed, approved (dated and initialed)			X
8. Copy of run log included with data package	X		
9. Copy of conductivity screen logbook (314.0 only)			X

Completed by and Date: SEV 3/4/10

Comments:

TestAmerica
THE LEADER IN ENVIRONMENTAL TESTING

General Chemistry Standards and Reagent Usage Log

Test: Nitrate+Nitrite Analysis
Method: EPA 353.2

SOP ID: ~~SAC-WC-0036 (Nitrate+Nitrite)~~
WS-WC-0050 (Nitrocellulose)

Batch ID: 0056149, 0057293
File ID: 030110A

Instrument ID: FS4 Alpkem

Standards

Source Standards	Tracking ID	Exp Date
Calibration		
NO3 (1000 mg/L, as N)	3745-WC-2-7	6-9-10
NO2 (1000 mg/L, as N)	3745-WC-2-2	6-9-10
Reference		
NO3 (1000 mg/L, as N)	3745-WC-29-1	10-12-10
NO2 (1000 mg/L, as N)	3745-WC-29-10	9-30-10

Monthly Intermediate Calibration Standard

	Conc (mg/L, as N)	Tracking ID	Exp Date
NO3+NO2	100	3872-WC-5-1	3-10-10

Monthly Working Standards

	Conc (mg/L, as N)	Tracking ID	Exp Date
S1	0.05	3872-WC-5-2	3-10-10
S2	0.2	3872-WC-5-3	
S3	0.4	3872-WC-5-4	
S4	1	3872-WC-5-5	
S5	2	3872-WC-5-6	
ICV	1	3872-WC-5-7	
NO2	1	3872-WC-5-8	
NO3	1	3872-WC-5-9	

Reagents

Reagent	Tracking ID	Exp Date
Color Reagent	3755-WC-21-5	4-25-10
Buffer	3755-WC-26-4	3-1-11

All tracking numbers and expiration dates were checked as accurate prior to reagent or standard use:

Chemist: CLH Date: 3-1-10

NITROCELLULOSE

(SOP # WS-WC-0050, Rev 3.0)

ANALYST CLH
CHECKED BY BEV
BATCH NO. 0056149 0057293

DATE 03/01/10 18:24
DATE 3/4/10
INST - FS4

METHOD NO. 353.2
PROJECT NO.
SOLIDS MDL - 0.78 mg/kg RL - 5.0 mg/kg
AQUEOUS MDL - 0.12 mg/L RL - 0.5 mg/L

FILE 030110A

	Lab ID	Time	Standard Conc. mg/L	Cup #	Sample Aliquot gram	Sample Aliquot mL	Extract Volume mL	Dilution	Height	$NO_3 + NO_2$ Raw Result	Nitrocellulose mg/L	Nitrocellulose ug/g	Nitrocellulose Recovery	Nitrocellulose Check
											Slope = 1.2268E+05			
											Intercept = 4.2416E+02			
											Correlation = 0.999972			
											%Nitrocellulose Assay = 0.111			
1	Cal 0	16:42	0	0					25	-0.003000				
2	Cal 1	16:44	0.05	102					7644	0.059000				
3	Cal 2	16:46	0.2	103					24238	0.194000				
4	Cal 3	16:48	0.4	104					49899	0.403000				
5	Cal 4	16:50	1	105					122433	0.995000				
6	Cal 5	16:52	2	106					246075	2.002000				
7	Blank	16:54		0				1	-48	-0.004000				
8	ICV	16:56	1	107				1	124044	1.008000			100.8%	
9	MRL 0.05PPM	16:59	0.05	102				1	7182	0.055000			110.2%	
10	NO2 1PPM	17:01	1	108				1	123347	1.002000			100.2%	
11	NO3 1PPM	17:03	1	109				1	121362	0.986000			98.6%	
12	Blank	17:05		0				1	-66	-0.004000				
13	Baseline	17:07		0				1	0	-0.003000				
14	MB 0056149	17:09		201	10		40	1	3159	0.022000		0.80		
15	LCS 0046149	17:11	50.9	202	10		40	1	116913	0.950000		34.20	67.2%	
16	A0B160474-4	17:13		203	10		40	1	3251	0.023000		0.83		
17	A0B160474-4S	17:15	50.647	204	10.05		40	1	61469	0.498000		17.80	~~85.1%~~	33.5%
18	A0B160474-4D	17:17	50.9	205	10		40	1	57939	0.469000		16.90	~~33.2%~~	31.5%
19	A0B160474-5	17:19		206	10.02		40	1	2827	0.020000		0.70		
20	A0B180429-4	17:21		207	10		40	1	3319	0.024000		0.85		
21	A0B180429-12	17:23		208	10.06		40	1	8648	0.067000		2.40		
22	A0B180524-1	17:25		209	10.01		40	1	3326	0.024000		0.85		
23	A0B180524-4	17:27		210	10.07		40	1	3617	0.026000		0.93		
24	MRL 0.05PPM	17:29	0.05	102				1	6450	0.049000			98.2%	
25	CCV Cal 4	17:31	1	105				1	123069	1.000000			100.0%	
26	Blank	17:33		0				1	-32	-0.004000				
27	Baseline	17:35		0				1	0	-0.003000				
28	A0B180524-5	17:37		211	10.04		40	1	1927	0.012000		0.44		
29	A0B190524-2	17:39		212	10.05		40	1	3013	0.021000		0.76		
30	A0B190524-3	17:41		213	10		40	1	3325	0.024000		0.85		
31	A0B190524-10	17:43		214	10.05		40	1	1669	0.010000		0.36		
32	A0B190524-13	17:45		215	10.03		40	1	2051	0.013000		0.48		
33	A0B230467-1	17:47		216	10.02		40	1	2186	0.014000		0.52		
34	MB 0057293	17:49		217	10		40	1	2513	0.017000		0.61		
35	LCS 0057293	17:51	50.9	218	10		40	1	118605	0.963000		34.70	68.2%	
36	MRL 0.05PPM	17:53	0.05	102				1	6605	0.050000			100.8%	

CLH 3-2-10

Nitrocellulose = (NO3 + NO2) * Prep Factor / 0.111

Nitrocelluose Ver 11-30-00
10-23-2009 ERS

NITROCELLULOSE

(SOP # WS-WC-0050, Rev 3.0)

ANALYST CLH | DATE 03/01/10 18:24 | METHOD NO. 353.2 | FILE 030110A

CHECKED BY [illegible] | DATE 3/4/10 | PROJECT NO.

BATCH NO. 0056149 0057293 | INST - FS4 | SOLIDS MDL - 0.78 mg/kg RL - 5.0 mg/kg

AQUEOUS MDL - 0.12 mg/L RL - 0.5 mg/L

	Lab ID	Time	Standard Conc. mg/L	Cup #	Sample Aliquot gram	Sample Aliquot mL	Extract Volume mL	Dilution	Height	$NO_3 + NO_2$ Raw Result	Nitrocellulose			
37	CCV Cal 4	17:55	1	105				1	124520	1.012000			101.2%	
38	Blank	17:57		0				1	33	-0.003000				
39	Baseline	17:59		0				1	0	-0.003000				
40	A0B250493-2	18:01		219	10.21		40	1	2940	0.021000		0.72		
41	A0B250493-2S	18:03	50.697	220	10.04		40	1	76663	0.621000		22.30	~~44.0%~~	22.3%
42	A0B250493-2D	18:05	50.346	221	10.11		40	1	81337	0.660000		23.50	~~46.7%~~	23.5%
43	A0B240490-3	18:07		222	10.23		40	1	5842	0.044000		1.56		
44	A0B240490-4	18:09		223	10.04		40	1	3330	0.024000		0.85		
45	A0B240490-16	18:11		224	10.05		40	1	3646	0.026000		0.94		
46	MRL 0.05PPM	18:13	0.05	102				1	6865	0.053000			105.0%	
47	CCV Cal 4	18:15	1	105				1	124117	1.008000			100.8%	
48	Blank	18:17		0				1	-42	-0.004000				
49	Baseline	18:19		0				1	0	-0.003000				

CLH 3-2-10

Nitrocellulose = (NO3 + NO2) * Prep Factor / 0.111

Nitrocelluose Ver 11-30-00
10-23-2009 ERS

Peak Table:Nitrate/Nitrite

File name: V:\GENCH~%3\ALPKE~_-\2010\NITRO~K%\030110A.RST
Date: 01-Mar-10
Operator: CLH

Peak	Cup	Name	R	Type	Dil	Wt	Height	Calc. (ppm)	Flags
1	105	Sync	1	SYNC	1	1	119824	0.973291	
2	0	Carryover	1	CO	1	1	108	-0.002582	LO
B	0	Baseline	1	RB	1	1	0	-0.003459	BL
4	0	Cal 0	1	C	1	1	25	-0.003253	LO
5	102	Cal 1	1	C	1	1	7644	0.058852	
6	103	Cal 2	1	C	1	1	24238	0.194118	
7	104	Cal 3	1	C	1	1	49899	0.403296	
8	105	Cal 4	1	C	1	1	122433	0.994558	
9	106	Cal 5	1	C	1	1	246075	2.002429	HI
10	0	Blank	1	BLNK	1	1	-48	-0.003847	LO
11	107	ICV	1	U	1	1	124044	1.007691	
12	102	MRL 0.05PPM	1	U	1	1	7182	0.055087	
13	108	NO2 1PPM	1	U	1	1	123347	1.002014	
14	109	NO3 1PPM	1	U	1	1	121362	0.985831	
15	0	Blank	1	BLNK	1	1	-66	-0.003993	LO
B	0	Baseline	1	RB	1	1	0	-0.003459	BL
17	201	MB 0056149	1	U	1	1	3159	0.022294	
18	202	LCS 0046149	1	U	1	1	116913	0.949565	
19	203	A0B160474-4	1	U	1	1	3251	0.023039	
20	204	A0B160474-4S	1	U	1	1	61469	0.497606	
21	205	A0B160474-4D	1	U	1	1	57939	0.468836	
22	206	A0B160474-5	1	U	1	1	2827	0.019588	
23	207	A0B180429-4	1	U	1	1	3319	0.023597	
24	208	A0B180429-12	1	U	1	1	8648	0.067035	
25	209	A0B180524-1	1	U	1	1	3326	0.023657	
26	210	A0B180524-4	1	U	1	1	3617	0.026027	
27	102	MRL 0.05PPM	1	U	1	1	6450	0.049117	
28	105	CCV Cal 4	1	CCV	1	1	123069	0.999744	
29	0	Blank	1	BLNK	1	1	-32	-0.003721	LO
B	0	Baseline	1	RB	1	1	0	-0.003459	BL
31	211	A0B180524-5	1	U	1	1	1927	0.012250	
32	212	A0B190524-2	1	U	1	1	3013	0.021098	
33	213	A0B190524-3	1	U	1	1	3325	0.023645	
34	214	A0B190524-10	1	U	1	1	1669	0.010145	
35	215	A0B190524-13	1	U	1	1	2051	0.013257	
36	216	A0B230467-1	1	U	1	1	2186	0.014357	
37	217	MB 0057293	1	U	1	1	2513	0.017028	
38	218	LCS 0057293	1	U	1	1	118605	0.963356	
39	102	MRL 0.05PPM	1	U	1	1	6605	0.050379	
40	105	CCV Cal 4	1	CCV	1	1	124520	1.011570	
41	0	Blank	1	BLNK	1	1	33	-0.003190	LO
B	0	Baseline	1	RB	1	1	0	-0.003459	BL
43	219	A0B250493-2	1	U	1	1	2940	0.020503	
44	220	A0B250493-2S	1	U	1	1	76663	0.621466	
45	221	A0B250493-2D	1	U	1	1	81337	0.659561	
46	222	A0B240490-3	1	U	1	1	5842	0.044166	
47	223	A0B240490-4	1	U	1	1	3330	0.023688	
48	224	A0B240490-16	1	U	1	1	3646	0.026259	
49	102	MRL 0.05PPM	1	U	1	1	6865	0.052503	
50	105	CCV Cal 4	1	CCV	1	1	124117	1.008289	
51	0	Blank	1	BLNK	1	1	-42	-0.003805	LO
B	0	Baseline	1	RB	1	1	0	-0.003459	BL

Nitrate/Nitrite:Calibration 1: Peak 4-52

File name: V:\GENCH~%3\ALPKE~_-\2010\NITRO~K%\030110A.RST
Date: 01-Mar-10
Operator: CLH

*	Name	Conc	Height
*	Cal 0	0.000000	25.261566
*	Cal 1	0.050000	7644.069824
*	Cal 2	0.200000	24237.955078
*	Cal 3	0.400000	49899.136719
*	Cal 4	1.000000	122432.835938
*	Cal 5	2.000000	246074.546875

Calib Coef:
y=bx+a
a: (intercept) 4.2432e+02
b: 1.2268e+05

Corr Coef: 0.999971

Carryover: 0.0898%

No Drift Peaks

North Canton

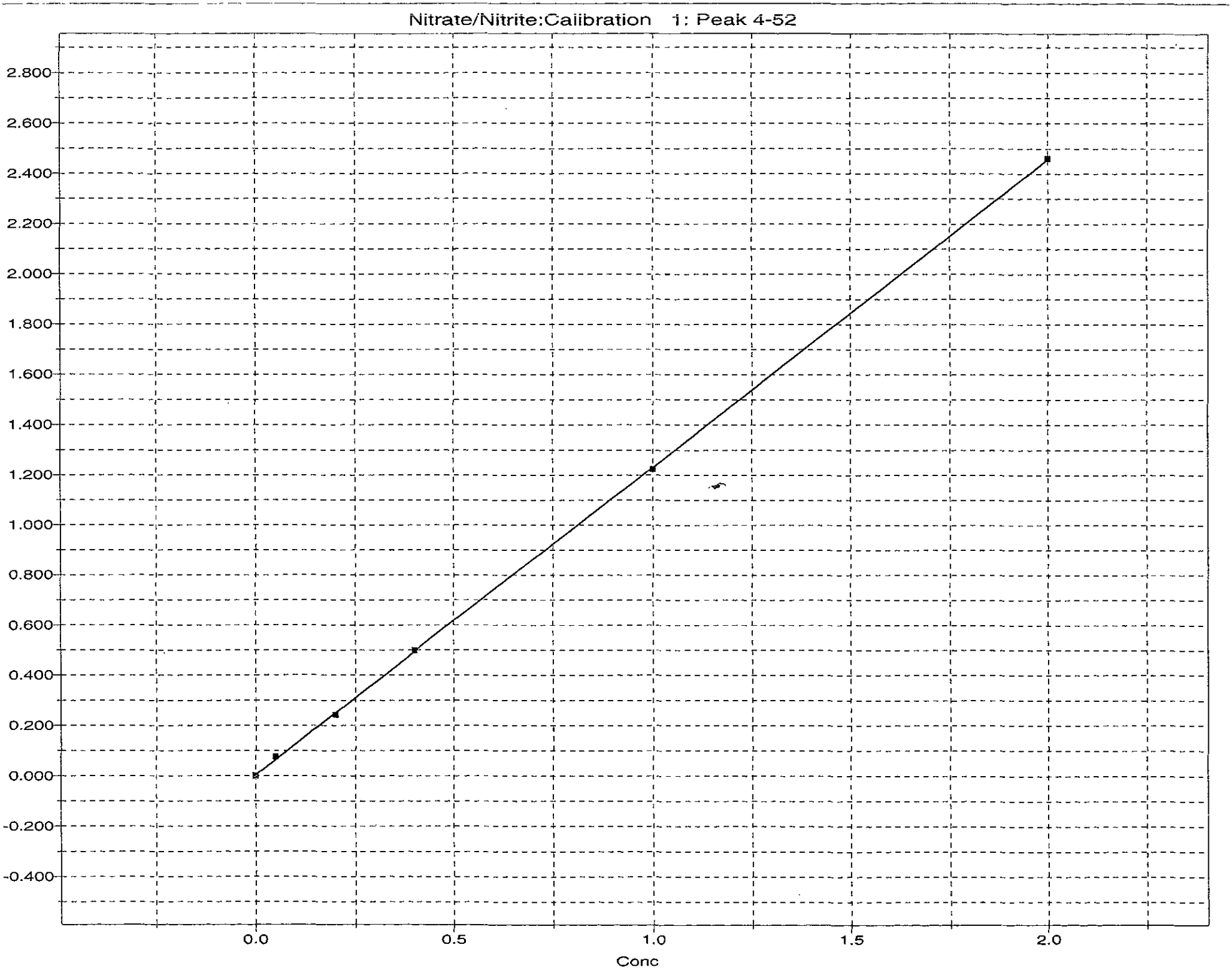

3579

North Canton

3580

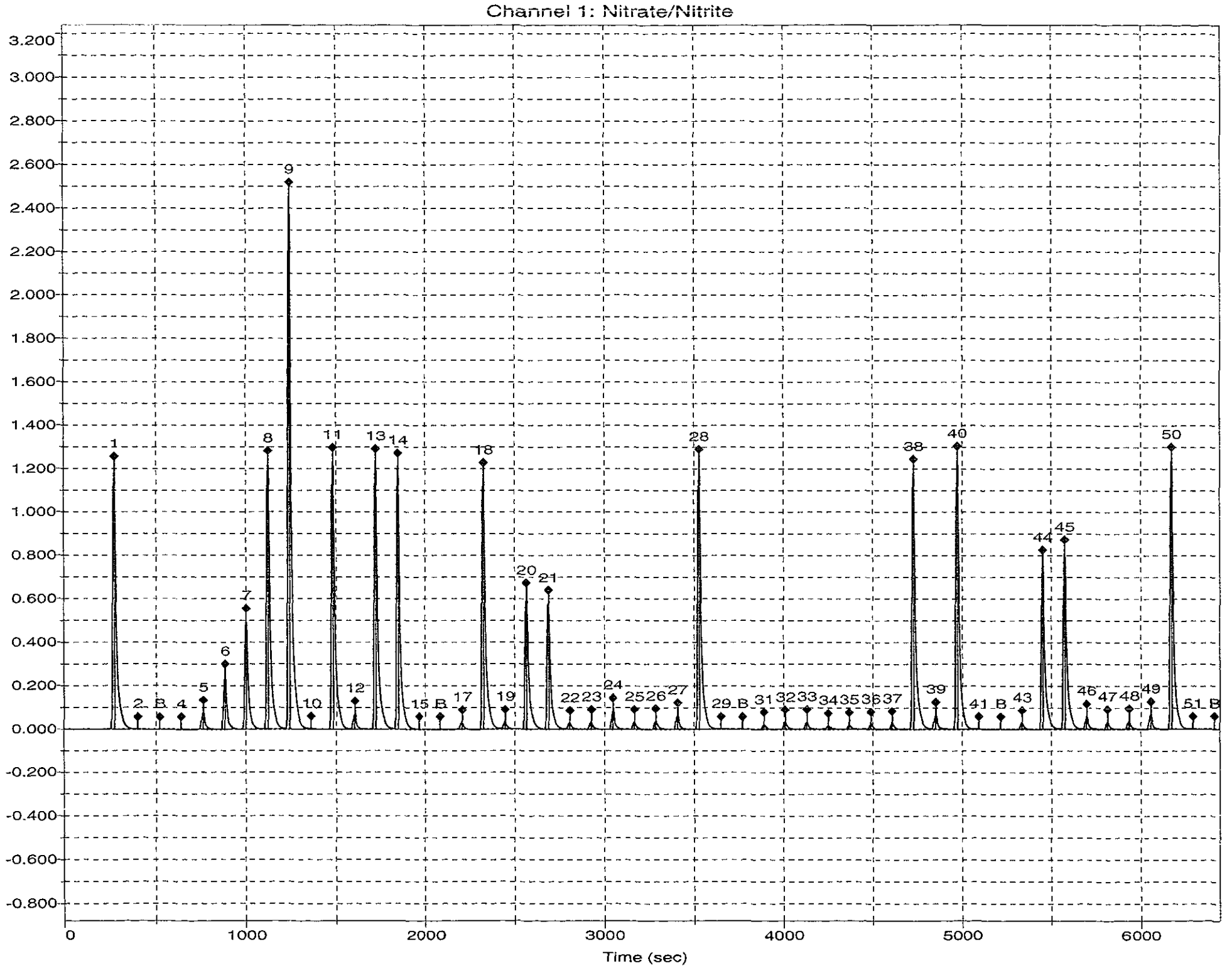

Report Results by Sample
Result path: V:\GENCH~%3\ALPKE~ -\2010\NITRO~K%\030110A.RST
Sample table path: V:\GENCH~%3\ALPKE~_-\2010\NITRO~K%\030110a.tbl
Method path: C:\FLOW 4\no3_no2.mth
Date acquired: 01-Mar-10
Time acquired: 18:24

Facility Name:
Facility Location:
Department:

Operator Name: CLH
Operator ID: CLH

Platform: FS III/IV
Software Rev Code: 210
Data system ID: 57

Channel: 1
Analysis: Nitrate/Nitrite
CAS Number:
Methodology:

	Temp	Warmup	Run time	Reps
rack 1	Off	303:00:09	617:48:31	-18535
rack 2	Off	303:00:09	617:48:31	-18535
rack 3	Off	303:00:09	617:48:31	-18535

Notes

Cup	Name	S	1:Time	1:Value	1:S
0	Carryover	C	16:38:58	0.00	[C]
0	Baseline	C	16:40:58	0.00	[C]
0	Cal 0	C	16:42:58	0.00	[C]
102	Cal 1	C	16:44:58	0.06	[C]
103	Cal 2	C	16:46:59	0.19	[C]
104	Cal 3	C	16:48:59	0.40	[C]
105	Cal 4	C	16:50:59	0.99	[C]
106	Cal 5	C	16:52:59	2.00	[C]
0	Blank	C	16:54:59	0.00	[C]
107	ICV	-	16:56:59	1.01	[-]
102	MRL 0.05PPM	-	16:59:00	0.06	[-]
108	NO2 1PPM	-	17:01:00	1.00	[-]
109	NO3 1PPM	-	17:03:00	0.99	[-]
0	Blank	C	17:05:00	0.00	[C]
0	Baseline	C	17:07:00	0.00	[C]
201	MB 0056149	-	17:09:00	0.02	[-]
202	LCS 0046149	-	17:11:01	0.95	[-]
203	A0B160474-4	-	17:13:01	0.02	[-]
204	A0B160474-4S	-	17:15:01	0.50	[-]
205	A0B160474-4D	-	17:17:01	0.47	[-]
206	A0B160474-5	-	17:19:01	0.02	[-]
207	A0B180429-4	-	17:21:01	0.02	[-]
208	A0B180429-12	-	17:23:02	0.07	[-]
209	A0B180524-1	-	17:25:02	0.02	[-]
210	A0B180524-4	-	17:27:02	0.03	[-]
102	MRL 0.05PPM	-	17:29:02	0.05	[-]
105	CCV Cal 4	C	17:31:02	1.00	[C]
0	Blank	C	17:33:02	0.00	[C]
0	Baseline	C	17:35:03	0.00	[C]
211	A0B180524-5	-	17:37:03	0.01	[-]
212	A0B190524-2	-	17:39:03	0.02	[-]
213	A0B190524-3	-	17:41:03	0.02	[-]
214	A0B190524-10	-	17:43:03	0.01	[-]
215	A0B190524-13	-	17:45:04	0.01	[-]
216	A0B230467-1	-	17:47:04	0.01	[-]
217	MB 0057293	-	17:49:04	0.02	[-]
218	LCS 0057293	-	17:51:04	0.96	[-]
102	MRL 0.05PPM	-	17:53:04	0.05	[-]
105	CCV Cal 4	C	17:55:05	1.01	[C]
0	Blank	C	17:57:05	0.00	[C]
0	Baseline	C	17:59:05	0.00	[C]
219	A0B250493-2	-	18:01:05	0.02	[-]
220	A0B250493-2S	-	18:03:05	0.62	[-]
221	A0B250493-2D	-	18:05:05	0.66	[-]
222	A0B240490-3	-	18:07:06	0.04	[-]
223	A0B240490-4	-	18:09:06	0.02	[-]
224	A0B240490-16	-	18:11:06	0.03	[-]
102	MRL 0.05PPM	-	18:13:06	0.05	[-]
105	CCV Cal 4	C	18:15:07	1.01	[C]
0	Blank	C	18:17:07	0.00	[C]
0	Baseline	C	18:19:07	0.00	[C]

Sample Preparation Logs

North Canton

TestAmerica
THE LEADER IN ENVIRONMENTAL TESTING

West Sacramento
Nitrocellulose Extraction Sheet

CLH 3.2.10

3.1.10

Holding Time Due: 3/05/10
BATCH #: 0057293
MATRIX: (SOLID) / AQ / OTHER: _____

Project Due: 3/05/10
Initiated By: [signature]
Hydrolyzed By: H.A

Analysis Date: CLH 3.2.10
Date: 2/26/10
Date/Time: 3.1.10 / started 9:05 — Finished: 10:50

QC Code	Lot #	Sample #	Sample Size (g or mL)	Final Volume (mL)	pH Adjusted to 6-8
-B		-MB	10.00 g	40.00 mL	(Y) / N
-C		-LCS	10.00 g	40.00 mL	(Y) / N
	AOB250493	-2	10.21 g	40.00 mL	(Y) / N
-S	↓	-2MS	10.04 g	40.00 mL	(Y) / N
-D	↓	-2MSD	10.11 g	40.00 mL	(Y) / N
	AOB240490	-3	10.23 g	40.00 mL	(Y) / N
	↓	-4	10.04 g	40.00 mL	(Y) / N
	↓	-16	10.05 g	40.00 mL	(Y) / N
					Y / N
					Y / N
					Y / N
					Y / N
					Y / N
					Y / N
					Y / N
					Y / N
					Y / N
					Y / N
					Y / N
					Y / N
					Y / N
					Y / N
					Y / N
					Y / N
					Y / N
					Y / N

SOP No.: WS-WC-0050

EXTRACTION COMMENTS:

Extracted as per SOP 2/26/10 CH

QC Codes	Standard Information			
	Volume	STD ID	Conc'n (µg/mL)	Exp. Date
C, S, D	1.0 mL	E090106A	509 µg/mL	4/16/10

Spiked By: [signature] 2/26/10 Witnessed By: HD 2/26/10

QC Codes: B = MB, C = LCS, L = LCSD, S = MS, D = SD.

2/26/10

Q:\FORMS\QA-415_NCell_Extraction.doc

3584

RQC058

TestAmerica Laboratories, Inc.
EXTRACTION BENCH WORKSHEET

Run Date: 3/01/10
Time: 12:48:56

LEV 1	LEV 2		LEV 1	LEV 2	
Y	_	Blank	Y	_	Weights/Volumes
Y	_	Check	Y	_	Spike & Surrogate Worksheet
Y	_	MS/MSD	Y	_	Vial contains correct volume
			Y	_	Labels, greenbars, worksheets computer batch: correct & all match
			_	_	Anomalies to Extraction Method

_ Expanded Deliverable
_ COC Completed
Y Bench Sheet Copied
_ Package Submitted to AnalyticalGroup
_ Bench Sheet Copied per COC

Extractionist: 002531 Jonathan Reed

Concentrationist: 000915 Horacio J. Arauz

Reviewer/Date: ARAUZH / 3/01/10

QC BATCH: 0057293

PREP DATE: 2/26/10 16:13
COMP DATE: 3/01/10 11:30

Nitrocellulose as N by 353.2
EXTRACTION, SOLID/SOLVENT (Manual)

EXTR EXPR	ANL DUE	LOT#,MSRUN#/ WORK ORDER	TEST FLGS	EXT	MTH	MATRIX	INIT/FIN WT/VOL	PH"S INIT	PH"S ADJ1	PH"S ADJ2	SOLVENTS EXTRACTION	VOL	SOLVENTS EXCHANGE	VOL	SPIKE STANDARD/ SURROGATE ID
3/21/10	3/17/10	A0B240490-003 0057153 **LV2D2-1-CA**	D	76	WA	SOLID	**10.23g** 40.00mL	NA	NA	NA	ACETONE	45.0	H2O	40.0	
COMMENTS:															
3/21/10	3/17/10	A0B240490-004 0057153 **LV2D5-1-CA**	D	76	WA	SOLID	**10.04g** 40.00mL	NA	NA	NA	ACETONE	45.0	H2O	40.0	
COMMENTS:															
3/21/10	3/17/10	A0B240490-016 0057153 **LV2FH-1-CA**	D	76	WA	SOLID	**10.05g** 40.00mL	NA	NA	NA	ACETONE	45.0	H2O	40.0	
COMMENTS:															
3/22/10	3/05/10	A0B250493-002 0057153 **LV3R5-1-AE**	DR	76	WA	SOLID	**10.21g** 40.00mL	NA	NA	NA	ACETONE	45.0	H2O	40.0	
COMMENTS:															
3/22/10	3/05/10	A0B250493-002 0057153 **LV3R5-1-AFS**	DR	76	WA	SOLID	**10.04g** 40.00mL	NA	NA	NA	ACETONE	45.0	H2O	40.0	E091016A-1.0ML
COMMENTS:															
3/22/10	3/05/10	A0B250493-002 0057153 **LV3R5-1-AGD**	DR	76	WA	SOLID	**10.11g** 40.00mL	NA	NA	NA	ACETONE	45.0	H2O	40.0	E091016A-1.0ML
COMMENTS:															
3/22/10	0/00/00	G0B260000-293 **LV5R9-1-AAB**		76	WA	SOLID	**10.00g** 40.00mL	NA	NA	NA	ACETONE	45.0	H2O	40.0	
COMMENTS:															

RQC058

TestAmerica Laboratories, Inc.
EXTRACTION BENCH WORKSHEET

Run Date: 3/01/10
Time: 12:48:56

QC BATCH: 0057293

PREP DATE: 2/26/10 16:13
COMP DATE: 3/01/10 11:30

EXTR EXPR	ANL DUE	LOT#,MSRUN#/ WORK ORDER	TEST FLGS	EXT	MTH	MATRIX	INIT/FIN WT/VOL	PH"S INIT	PH"S ADJ1	PH"S ADJ2	SOLVENTS EXTRACTION	SOLVENTS VOL	SOLVENTS EXCHANGE	SOLVENTS VOL	SPIKE STANDARD/ SURROGATE ID
3/22/10	0/00/00	G0B260000-293 LV5R9-1-ACC		76	WA	SOLID	10.00g 40.00mL	NA	NA	NA	ACETONE	45.0	H2O	40.0	E091016A-1.0ML

COMMENTS:

MEOH/H2O 3844-005C; J.T.BAKER ACETONE H29E40; .45 FILTER MILLIPORE R9EN05392
50ML CENTRIFUGE TUBE MG-SCIENTIFIC 9190362; SODIUM HYDROXIDE (1N) RICCA
1808597; SULFURIC ACID (2N) RICCA 1904287.

R = RUSH C = CLP
E = EPA 600 D = EXP.DEL)
M = CLIENT REQ MS/MSD

NUMBER OF WORK ORDERS IN BATCH: 8

PSL246 TestAmerica West Sacramento
WET CHEM ANALYSIS WORKSHEET LCS

Run Date: 03/01/2010
Time: 12:48
User Id.: ARAUZH
Review Date/By: _____
_____
Work Order: LV5R9

Lab Number: G0B260000-293-C
Storage Loc:

Sample Id: INTRA-LAB CHECK

QC Program: STANDARD TEST SET

QC BATCH: 0057293

Matrix: SOLID

* * * *

PSL246 TestAmerica Laboratories, Inc. Run Date: 03/01/2010
WET CHEM ANALYSIS WORKSHEET MS Time: 12:48
User Id.: ARAUZH
Review Date/By: _____

Work Order: LV3R5
Client Code: 366660 Quote #: 84137
Project Manager: Mark J. Loeb Lab Number: A0B250493-002-S
Site: RVAAP PBA2008 17 AOCs RI Storage Loc: SACRAMENTO
Amt. Rec"d: 1X100 1X60
Sample Id: ATASB-008-5135-SO
QC Package: Expanded Deliverables Sampling Date: 2/24/10
QC Program: STANDARD TEST SET Receiving Date: 2/25/10
QC BATCH: 0057293

Sample Comments:
EXP DEL,DOD QSM W/ LCG QCMRLS & MDL CHECKS,REF TS FROM LOT A0B240453-002.
Matrix: SOLID Analytical Due Date: 0/00/00N
* *

ANALYSIS	True Spike Amt.	Meas. Spike Amt.	Spike % Rec	Control Limits	PREP/ Analysis Date	INIT/ QCB#
XX-A-76-WA (NCEL_S) LV3R5-1-AF	_____	_____	_____	(34-115)-71	_____/_____	_____/_____

RQC050 TestAmerica Laboratories, Inc. Run Date: 3/01/10
Wet Chem Batch Worksheet Time: 12:48:53

TestAmerica West Sacramen

PRODUCTION FIGURES - WET CHEM

TOTAL NUMBER	SAMPLE NUMBER	QC	RE-RUN MATRIX	RE-RUN OTHER	MISC NUMBER	TOTAL HOURS	EXPANDED DELIVERABLE

QC BATCH #: **0057293** INITIALS: DATA ENTRY:
PREP DATE: 2/26/10 16:13 PREP _____ INITIALS _____
COMP DATE: 3/01/10 11:30 ANAL _____ DATE _____
USER: ARAUZH
METHOD: WA Nitrocellulose as N by 353.2

WORK ORD	RESULT	UNITS	LDL/DIL	PREP/ ANL DATE	LAB NUMBER/CLIENT
LV2D2-1-CA	_____	mg/kg	5.0	/____ _____/_____	A-0B240490-003
SAMPLE ID: B12SB-028-5087-SO					
SAMPLE COMMENTS: EMS REQ CLT SPEC,EXP DEL,DOD QSM V3.0 W/ LCG QCMRLS & MDL CHECKS.					
ANALYSIS COMMENTS:					
COMMENTS:					366660
LV2D5-1-CA	_____	mg/kg	5	/____ _____/_____	A-0B240490-004
SAMPLE ID: B12SB-028-5088-SO					
SAMPLE COMMENTS: EMS REQ CLT SPEC,EXP DEL,DOD QSM V3.0 W/ LCG QCMRLS & MDL CHECKS.					
ANALYSIS COMMENTS:					
COMMENTS:					366660
LV2FH-1-CA	_____	mg/kg	5.0	/____ _____/_____	A-0B240490-016
SAMPLE ID: CPCSS-039-5017-SO					
SAMPLE COMMENTS: EMS REQ CLT SPEC,EXP DEL,DOD QSM V3.0 W/ LCG QCMRLS & MDL CHECKS.					
ANALYSIS COMMENTS:					
COMMENTS:					366660
LV3R5-1-AE	_____	mg/kg	5.0	/____ _____/_____	A-0B250493-002
SAMPLE ID: ATASB-008-5135-SO					
SAMPLE COMMENTS: EXP DEL,DOD QSM W/ LCG QCMRLS & MDL CHECKS,REF TS FROM LOT A0B240453-002.					
ANALYSIS COMMENTS:					
COMMENTS:					366660
LV3R5-1-AG	_____	mg/kg	5.0	/____ _____/_____	A-0B250493-002-D
SAMPLE ID: ATASB-008-5135-SO					
SAMPLE COMMENTS: EXP DEL,DOD QSM W/ LCG QCMRLS & MDL CHECKS,REF TS FROM LOT A0B240453-002.					
ANALYSIS COMMENTS:					
COMMENTS:					366660
LV3R5-1-AF	_____	mg/kg	5.0	/____ _____/_____	A-0B250493-002-S
SAMPLE ID: ATASB-008-5135-SO					
SAMPLE COMMENTS: EXP DEL,DOD QSM W/ LCG QCMRLS & MDL CHECKS,REF TS FROM LOT A0B240453-002.					
ANALYSIS COMMENTS:					
COMMENTS:					366660
LV5R9-1-AA	_____	mg/kg	5.0	/____ _____/_____	G-0B260000-293-B
SAMPLE ID: INTRA-LAB BLANK					
SAMPLE COMMENTS:					

RQC050 TestAmerica Laboratories, Inc. Run Date: 3/01/10
Wet Chem Batch Worksheet Time: 12:48:53

TestAmerica West Sacramen

QC BATCH #: **0057293** INITIALS: DATA ENTRY:
PREP DATE: 2/26/10 16:13 PREP _____ INITIALS _____
COMP DATE: 3/01/10 11:30 ANAL _____ DATE _____
USER: ARAUZH

WORK ORD	RESULT	UNITS	LDL/DIL	PREP/ ANL DATE	LAB NUMBER/CLIENT
LV5R9-1-AC	_____	mg/kg	5.0	/____ _____/_____	G-0B260000-293-C

SAMPLE ID: INTRA-LAB CHECK
SAMPLE COMMENTS:
ANALYSIS COMMENTS:
COMMENTS: 0

TestAmerica
THE LEADER IN ENVIRONMENTAL TESTING

West Sacramento

Preparation Data Review Checklist

Prep Batch(es) 0057093 Test: MCell-S

Prep Date: 2-26-10 Holding Times: 3-5-10 NCM: Y N

A. Spike Witness/Batch setup	Spike Witness	Reviewer
1. **Holding times checked?** NCMs filed as appropriate		
2. QAS checked for QC instructions (LCS, LCSD, MS,MSD, etc)		
3. Amount of samples in hood match amount of samples on bench sheet. Sample IDS match.		NA
4. Worksheets have been checked for required spiking compounds	N/D	
5. Spiking volumes are correctly documented		
6. Std ID numbers on spike labels match numbers on bench sheet		NA
7. Expiration dates have been checked		
8. Calibration expiration dates on pipettors have been checked		NA
9. Spiker and spike witness have signed and dated bench sheet		
B. Weights and Volumes		
1. Recorded weights are in anticipated range	NA	
2. Balance upload or raw data for weights is included	NA	
3. Weights and volumes have been transcribed correctly to LIMS.	NA	
4. Weights are not targeted to meet exact weights.	NA	
5. Each weight or volume measurement is a unique record (no dittos or line downs)	NA	
C. Standards and Reagents		
1. Lot numbers for all reagents, including clean up stages, are recorded.	NA	
2. Are dates and analysts for cleanups recorded?	NA	
3. Are correct IDs used for standards? Are expiration dates to day/month/year, when listed?	NA	
D. Documentation		
1. Are all nonconformances documented appropriately?	NA	
2. QuantIMs entry correct, including dates and times.	NA	
3. Are all fields completed?	NA	

Spike witness: HD Date: 2/26/10

2nd Level Reviewer: [signature] Date: 3/1/10

Comments:

North Canton

TestAmerica Laboratories, Inc.

SAMPLE ANALYSIS REQUISTION

Laboratory: **TestAmerica West Sacramento**
880 Riverside Parkway
West Sacramento, CA 95605

Lab Request: SR118054

Report Package: **Expanded Deliverables**

Need Analytical Report: 2010-03-17

Client Code: 366660

Project Manager: MARK LOEB

Sample I.D.	Work Order Number	Client Sample ID	Sampling Date	Analysis Required
A0B240490-1	LV2DH	B12SB-027-5083-SO	2010-02-23 9:03	SOLID, 8330B, Explosives (/W 8330B prep)
A0B240490-1 S	LV2DH	B12SB-027-5083-SO MS/MSD	2010-02-23 9:03	SOLID, 8330B, Explosives (/W 8330B prep)
A0B240490-1 D	LV2DH	B12SB-027-5083-SO	2010-02-23 9:03	SOLID, 8330B, Explosives (/W 8330B prep)
A0B240490-2	LV2D0	B12SB-027-5084-SO	2010-02-23 9:45	SOLID, 8330B, Explosives (/W 8330B prep)
A0B240490-3	LV2D2	B12SB-028-5087-SO	2010-02-23 10:25	SOLID, 8330B, Explosives (/W 8330B prep)
A0B240490-3	LV2D2	B12SB-028-5087-SO	2010-02-23 10:25	SOLID, 8330M, Nitroguanidine Propellant
A0B240490-3	LV2D2	B12SB-028-5087-SO	2010-02-23 10:25	SOLID, 353.2, Nitrocellulose Propellant
A0B240490-4	LV2D5	B12SB-028-5088-SO	2010-02-23 10:45	SOLID, 8330B, Explosives (/W 8330B prep)
A0B240490-4	LV2D5	B12SB-028-5088-SO	2010-02-23 10:45	SOLID, 8330M, Nitroguanidine Propellant
A0B240490-4	LV2D5	B12SB-028-5088-SO	2010-02-23 10:45	SOLID, 353.2, Nitrocellulose Propellant
A0B240490-5	LV2D6	B12SB-030-5093-SO	2010-02-23 11:40	SOLID, 8330B, Explosives (/W 8330B prep)

Please use Client Sample ID for report

Call MARK LOEB with questions at 330-497-9396

at the TAL North Canton Laboratory

Shipping Method: FED EX

Need detection limit and analysis date included in report.

Please send a signed copy of this form with the report at completion of analysis

Relinquished by: _____ Date/Time: 2/24/10 1600

Relinquished by: _____ Date/Time: _____

Received for lab by: _____ Date/Time: 2/25/10 - 1035

PLEASE RETURN ORIGINAL SAMPLE ANALYSIS REQUISITION

3592

North Canton

TestAmerica Laboratories, Inc.

Laboratory **TestAmerica West Sacramento**
880 Riverside Parkway
West Sacramento, CA 95605

SAMPLE ANALYSIS REQUISTION

Lab Request SR118054

Report Package: **Expanded Deliverables**

Need Analytical Report 2010-03-17

Client Code: 366660

Project Manager: MARK LOEB

Sample I.D.	Work Order Number	Client Sample ID	Sampling Date	Analysis Required
A0B240490-6	LV2D7	B12SB-030-5094-SO	2010-02-23 12:10	SOLID, 8330B, Explosives (/W 8330B prep)
A0B240490-7	LV2D8	B12SB-030-6076-FD	2010-02-23 11:40	SOLID, 8330B, Explosives (/W 8330B prep)
A0B240490-8	LV2D9	B12SB-031-5097-SO	2010-02-23 15:15	SOLID, 8330B, Explosives (/W 8330B prep)
A0B240490-9	LV2EC	B12SB-031-5098-SO	2010-02-23 16:35	SOLID, 8330B, Explosives (/W 8330B prep)
A0B240490-10	LV2EF	B12SB-032-5101-SO	2010-02-23 14:35	SOLID, 8330B, Explosives (/W 8330B prep)
A0B240490-11	LV2EH	B12SB-032-5102-SO	2010-02-23 14:55	SOLID, 8330B, Explosives (/W 8330B prep)
A0B240490-12	LV2EJ	CPCSS-036-5014-SO	2010-02-23 16:00	SOLID, 8330B, Explosives (/W 8330B prep)
A0B240490-13	LV2FA	CPCSS-037-5015-SO	2010-02-23 14:50	SOLID, 8330B, Explosives (/W 8330B prep)
A0B240490-14	LV2FD	CPCSS-037-6041-FD	2010-02-23 14:50	SOLID, 8330B, Explosives (/W 8330B prep)
A0B240490-15	LV2FG	CPCSS-038-5016-SO	2010-02-23 10:50	SOLID, 8330B, Explosives (/W 8330B prep)
A0B240490-16	LV2FH	CPCSS-039-5017-SO	2010-02-23 11:50	SOLID, 8330B, Explosives (/W 8330B prep)

Please use Client Sample ID for report

Call MARK LOEB with questions at 330-497-9396

at the TAL North Canton Laboratory

Shipping Method: FED EX

Need detection limit and analysis date included in report.

Please send a signed copy of this form with the report at completion of analysis.

Relinquished by: _____ Date/Time: 2/24/10 1600

Relinquished by: _____ Date/Time: _____

Received for lab by: _____ Date/Time: 2/25/10 - 0935

PLEASE RETURN ORIGINAL SAMPLE ANALYSIS REQUISITION

3593

North Canton

TestAmerica Laboratories, Inc.

SAMPLE ANALYSIS REQUISTION

Laboratory **TestAmerica West Sacramento**
880 Riverside Parkway
West Sacramento, CA 95605

Lab Request SR118054

Report Package: **Expanded Deliverables**
Need Analytical Report 2010-03-17

Client Code: 366660

Project Manager: MARK LOEB

Sample I.D.	Work Order Number	Client Sample ID	Sampling Date	Analysis Required
A0B240490-16	LV2FH	CPCSS-039-5017-SO	2010-02-23 11:50	SOLID, 8330M, Nitroguanidine Propellant
A0B240490-16	LV2FH	CPCSS-039-5017-SO	2010-02-23 11:50	SOLID, 353.2, Nitrocellulose Propellant
A0B240490-17	LV2FK	CPCSS-040-5018-SO	2010-02-23 13:00	SOLID, 8330B, Explosives (/W 8330B prep)
A0B240490-18	LV2FM	CPCSS-041-5019-SO	2010-02-23 8:45	SOLID, 8330B, Explosives (/W 8330B prep)
A0B240490-19	LV2FP	CPCSS-042-5020-SO	2010-02-23 8:50	SOLID, 8330B, Explosives (/W 8330B prep)
A0B240490-20	LV2FQ	CPCSS-043-5021-SO	2010-02-23 14:00	SOLID, 8330B, Explosives (/W 8330B prep)
A0B240490-20 S	LV2FQ	CPCSS-043-5021-SO MS/MSD	2010-02-23 14:00	SOLID, 8330B, Explosives (/W 8330B prep)
A0B240490-20 D	LV2FQ	CPCSS-043-5021-SO	2010-02-23 14:00	SOLID, 8330B, Explosives (/W 8330B prep)

Please use Client Sample ID for report

Call MARK LOEB with questions at 330-497-9396

at the TAL North Canton Laboratory

Shipping Method: FED EX

Need detection limit and analysis date included in report

Please send a signed copy of this form with the report at completion of analysis

Relinquished by: [signature] Date/Time: 2/24/10 1600

Relinquished by: _____ Date/Time: _____

Received for lab by: Chang Date/Time: 2/25/10. 1035

PLEASE RETURN ORIGINAL SAMPLE ANALYSIS REQUISITION

3594

TestAmerica

411111 THE LEADER IN ENVIRONMENTAL TESTING

LOT RECEIPT CHECKLIST
TestAmerica West Sacramento

CLIENT TAL-N. Canton PM KD LOG # 63445

LOT# (QUANTIMS ID) A0B240490 QUOTE# NA LOCATION W9E

Checked (✓)

DATE RECEIVED 2/25/10 TIME RECEIVED 0845 ☑

DELIVERED BY ☑ FEDEX ☐ ON TRAC ☐ CLIENT

☐ GOLDENSTATE ☐ UPS ☐ GO-GETTERS ☐ OTHER

☐ TAL COURIER ☐ TAL SF ☐ VALLEY LOGISTICS ☑

CUSTODY SEAL STATUS ☑ INTACT ☐ BROKEN ☐ N/A ☑

CUSTODY SEAL #(S) Seal

SHIPPPING CONTAINER(S) ☑ TAL ☐ CLIENT ☐ N/A ☑

COC #(S) NA ☑

TEMPERATURE BLANK Observed: 2 Corrected: 3

SAMPLE TEMPERATURE - (TEMPERATURES ARE IN °C)

Observed: 2, 1, 2 Average 2 Corrected Average 2

LABORATORY THERMOMETER ID:

IR UNIT: #4 ☐ #5 ☑ ☐ OTHER _____ ☑

Initials: CV Date: 2/25/10

---

pH MEASURED ☐ YES ☐ ANOMALY ☑ N/A ☑

LABELED BY ..... ☑

LABELS CHECKED BY ..... ☑

PEER REVIEW _____ ☑ NA

SHORT HOLD TEST NOTIFICATION

SAMPLE RECEIVING ☑

WETCHEM ☑ N/A ☑

VOA-ENCORES ☑ N/A ☑

☐ METALS NOTIFIED OF FILTER/PRESERVE VIA VERBAL & EMAIL ☑ N/A ☑

☑ COMPLETE SHIPMENT RECEIVED IN GOOD CONDITION WITH APPROPRIATE TEMPERATURES, CONTAINERS, PRESERVATIVES ☐ N/A ☑

☐ CLOUSEAU ☐ TEMPERATURE EXCEEDED (2 °C – 6 °C)*1 ☑ N/A

☐ WET ICE ☐ BLUE ICE ☐ GEL PACK ☐ NO COOLING AGENTS USED ☐ PM NOTIFIED

Initials: CV Date: 2/25/10

Notes _____

*1 Acceptable temperature range for State of Wisconsin samples is ≤4°C.

TestAmerica
THE LEADER IN ENVIRONMENTAL TESTING

END OF REPORT

TestAmerica
THE LEADER IN ENVIRONMENTAL TESTING

ANALYTICAL REPORT

PROJECT NO. 172819.00.09456.00.9200.02.200

RVAAP PBA2008 17 AOCs RI

Lot #: A0B180429

CONTRACT NO: W912QR-04-D-0028

DELIVERY ORDER: 0001

Marie Simpson

SAIC
151 LaFayette Drive
PO Box 2502
Oak Ridge, TN 37831

TESTAMERICA LABORATORIES, INC.

Unless noted otherwise, the test results reported herein meet all requirements of NELAC and the current version of the DoD QSM.

Approved for release.
Mark J. Loeb
Project Manager II
3/17/2010 3:08 PM

Mark J. Loeb
Project Manager
mark.loeb@testamericainc.com

March 17, 2010

ACCREDITED IN ACCORDANCE WITH nelac

Table of Contents

Case Narrative 2
Executive Summary 13
Analytical Method Summary 21
Sample Summary 23
Shipping and Receiving Documents 25
GC/MS Volatile Data 30
- QC Summary Data 31
- Sample Data 58
- Standard Data 85
- Raw QC Data 289
- Miscellaneous Data 392

GC/MS Semivolatile Data 428
- QC Summary Data 429
- Sample Data 447
- Standard Data 535
- Raw QC Data 728
- Miscellaneous Data 790

Pesticide Data 828
- QC Summary Data 829
- Sample Data 835
- Standard Data 866
- Raw QC Data 1169
- Miscellaneous Data 1223

Polychlorinated Biphenyls Data 1230
- QC Summary Data 1231
- Sample Data 1237
- Standard Data 1246
- Raw QC Data 1371
- Miscellaneous Data 1397

Inorganic/Metals Data 1402
- Forms Data 1403
- Instrument Printouts 1472
- Miscellaneous Data 1576

General Chemistry Data 1582
- Sample Data 1583
- Supportive Raw Data 1608

WEST SACRAMENTO DATA 1623

Total # of Pages in this Document 2056

TestAmerica
THE LEADER IN ENVIRONMENTAL TESTING

CASE NARRATIVE

CASE NARRATIVE

A0B180429

The following report contains the analytical results for fifteen solid samples submitted to TestAmerica North Canton by SAIC from the RVAAP PBA2008 17 AOCS RI Site, project number 172819.00.09456.00.9200.02.200. The samples were received February 17, 2010, according to documented sample acceptance procedures.

The 8330B Explosives, 8330M Nitroguanidine Propellant, and 353.2 Nitrocellulose Propellant analyses were performed at the TestAmerica West Sacramento laboratory. Refer to TestAmerica West Sacramento narrative included in their data package for additional information.

TestAmerica utilizes USEPA approved methods in all analytical work. The samples presented in this report were analyzed for the parameter(s) listed on the analytical methods summary page in accordance with the method(s) indicated. Preliminary results were provided to Heather Miller, Jenny Vance, Marie Simpson, and Richard Sprinzl on March 10, 2010. A summary of QC data for these analyses is included at the back of the report.

TestAmerica North Canton attests to the validity of the laboratory data generated by TestAmerica facilities reported herein. All analyses performed by TestAmerica facilities were done using established laboratory SOPs that incorporate QA/QC procedures described in the applicable methods. TestAmerica's operations groups have reviewed the data for compliance with the laboratory QA/QC plan, and data have been found to be compliant with laboratory protocols unless otherwise noted below.

All solid sample results are reported on an "as received" basis unless otherwise indicated by a dry weight adjustment footnote at the bottom of the analytical report page. The list of parameters which are never reported on a dry weight basis is included on the Sample Summary.

The test results in this report meet all NELAP requirements for parameters for which accreditation is required or available. Any exceptions to NELAP requirements are noted in this report. Pursuant to NELAP, this report may not be reproduced, except in full, without the written approval of the laboratory.

All parameters were evaluated to the method detection limit and include qualified results where applicable.

Please refer to the Quality Control Elements Narrative following this case narrative for additional quality control information.

CASE NARRATIVE (continued)

If you have any questions, please call the Project Manager, Mark J. Loeb, at 330-497-9396.

This report is sequentially paginated. The final page of the report is labeled as "END OF REPORT."

SUPPLEMENTAL QC INFORMATION

SAMPLE RECEIVING

The temperatures of the coolers upon sample receipt were 2.2 and 3.3°C.

GC/MS VOLATILES

The sample(s) that contained concentrations of target analyte(s) at a reportable level in the associated Method Blank(s) were flagged with "B". All target analytes in the Method Blank must be below the reporting limit (RL) or the associated sample(s) must be ND with the exception of common laboratory contaminants.

The sample(s) that contain results between the MDL and the RL were flagged with "J". There is a possibility of false positive or mis-identification at these quantitation levels. In analytical methods requiring confirmation of the analyte reported, confirmation was performed only down to the standard reporting limit (SRL). The acceptance criteria for QC samples may not be met at these quantitation levels.

The matrix spike/matrix spike duplicate(s) for batch(es) 0057113 had recoveries outside acceptance limits. However, since the associated method blank(s) and laboratory control sample(s) were in control, no corrective action was necessary.

For sample(s) B12SS-038M-5040-SO(VOC), the QCMRL opener had three compounds above 130%. The compounds are Bromomethane at 133.06%, Carbon Tetrachloride at 135.24%, and Toluene at 134.03%. All three compounds had no reportable results in this sample. The QCMRL closer had 1 out of the 3 compounds above 130% which is Carbon Tetrachloide at 134.43%. The QCMDL detected Carbon Tetrachloride and all the other compounds as well.

CASE NARRATIVE (continued)

GC/MS SEMIVOLATILES

The sample(s) that contain results between the MDL and the RL were flagged with "J". There is a possibility of false positive or mis-identification at these quantitation levels. In analytical methods requiring confirmation of the analyte reported, confirmation was performed only down to the standard reporting limit (SRL). The acceptance criteria for QC samples may not be met at these quantitation levels.

The matrix spike/matrix spike duplicate(s) for B12SS-036M-5038-SO had RPD's and recoveries outside acceptance limits. However, since the associated method blank(s) and laboratory control sample(s) were in control, no corrective action was necessary.

The matrix spike/matrix spike duplicate(s) for batch(es) 0054027 had RPD's and recoveries outside acceptance limits. However, since the associated method blank(s) and laboratory control sample(s) were in control, no corrective action was necessary.

There was no corrective action for BN surrogate out low sample(s) B12SS-036M-5038-SO (MS).

PESTICIDES-8081

Sample(s) ATASS-015M-5036-SO and B12SS-038M-5040-SO had elevated reporting limits due to thickness or color of the extract.

TCMX is reported from the front confirmation column for sample(s) ATASS-015M-5036-SO.

Heptachlor Epoxide is reported from the front confirmation column for sample(s) B12SS-038M-5040-SO (MS/MSD) because of matrix interference on the primary column.

POLYCHLORINATED BIPHENYLS-8082

The analytical results met the requirements of the laboratory's QA/QC program.

NITROAROMATICS AND NITRAMINES-8330

The sample(s) that contain results between the MDL and the RL were flagged with "J". There is a possibility of false positive or mis-identification at these quantitation levels. In analytical methods requiring confirmation of the analyte reported, confirmation was performed only down to the standard reporting limit (SRL). The acceptance criteria for QC samples may not be met at these quantitation levels.

CASE NARRATIVE (continued)

NITROAROMATICS AND NITRAMINES-8330 (continued)

The analyses reported herein were performed using an instrument that has two columns(GC) or detectors(HPLC), one of which is used to confirm the results of the other. Peak interferences may result in some cases, which cause a quantitation difference between the two columns/detectors. If the difference between the two results is greater than 40%, the higher of the two results or the primary column/detector is normally reported. The reported results are flagged with "PG".

METALS

The sample(s) that contain results between the MDL and the RL were flagged with "B". There is the possibility of false positive or mis-identification at these quantitation levels. The acceptance criteria for the ICB, CCB, and Method Blank are +/- the standard reporting limit (SRL).

The sample(s) that contained concentrations of target analyte(s) at a reportable level in the associated Method Blank(s) were flagged with "J". Refer to the sample report pages for the affected analyte(s).

Matrix spike recovery and relative percent difference (RPD) data were not calculated for some analytes for batch(es) 0053030 due to the sample concentration reading greater than four times the spike amount. See the Matrix Spike Report for the affected analytes which will be flagged with "NC, MSB".

The matrix spike/matrix spike duplicate(s) for batch(es) 0053030 had recoveries outside acceptance limits. However, since the associated method blank(s) and laboratory control sample(s) were in control, no corrective action was necessary.

Some reporting limits are lower than our standard reporting limit (SRL) but are supported by the laboratory's MDL and/or IDLs; however, there are no standards in the calibration curve low enough to support these values(s). The continuing calibration blanks and method blanks may not support the lower RL.

No ICP MS Form IX or Hg was provided for batch(es) 0053030. The serial dilution was performed on a different sample from the same QC batch(es).

Per client approval, it is acceptable to use the criteria for method blanks (<1/2 the RL or <1/10 the lowest concentration in the associated samples) for CCBs for metals analysis.

CASE NARRATIVE (continued)

GENERAL CHEMISTRY

The sample(s) that contain results between the MDL and the RL were flagged with "B". There is the possibility of false positive or mis-identification at these quantitation levels. The acceptance criteria for the ICB, CCB, and Method Blank are +/- the standard reporting limit (SRL).

The sample(s) that contained concentrations of target analyte(s) at a reportable level in the associated Method Blank(s) were flagged with "J". Refer to the sample report pages for the affected analytes(s).

The matrix spike/matrix spike duplicate(s) for batch(es) 0056149 had recoveries outside acceptance limits. However, since the associated method blank(s) and laboratory control sample(s) were in control, no corrective action was necessary.

MANUAL INTEGRATION SUMMARY

Manual integrations were performed on samples(s) reported herein. A list of samples and analytes for which manual integration was necessary is provided following this Case Narrative.

QUALITY CONTROL ELEMENTS NARRATIVE

TestAmerica conducts a quality assurance/quality control (QA/QC) program designed to provide scientifically valid and legally defensible data. Toward this end, several types of quality control indicators are incorporated into the QA/QC program, which is described in detail in QA Policy, QA-003. These indicators are introduced into the sample testing process to provide a mechanism for the assessment of the analytical data. Program or agency specific requirements take precedence over the requirements listed in this narrative.

QC BATCH

Environmental samples are taken through the testing process in groups called QUALITY CONTROL BATCHES (QC batches). A QC batch contains up to twenty environmental samples of a similar matrix (water, soil) that are processed using the same reagents and standards. TestAmerica North Canton requires that each environmental sample be associated with a QC batch.

Several quality control samples are included in each QC batch and are processed identically to the twenty environmental samples.

For SW846/RCRA methods, QC samples include a METHOD BLANK (MB), a LABORATORY CONTROL SAMPLE (LCS) and, where appropriate, a MATRIX SPIKE/MATRIX SPIKE DUPLICATE (MS/MSD) pair or a MATRIX SPIKE/SAMPLE DUPLICATE (MS/DU) pair. If there is insufficient sample to perform an MS/MSD or an MS/DU, then a LABORATORY CONTROL SAMPLE DUPLICATE (LCSD) is included in the QC batch.

For 600 series/CWA methods, QC samples include a METHOD BLANK (MB), a LABORATORY CONTROL SAMPLE (LCS) and, where appropriate, a MATRIX SPIKE (MS). An MS is prepared and analyzed at a 10% frequency for GC Methods and at a 5% frequency for GC/MS methods.

LABORATORY CONTROL SAMPLE

The Laboratory Control Sample is a QC sample that is created by adding known concentrations of a full or partial set of target analytes to a matrix similar to that of the environmental samples in the QC batch. Multi peak responders may not be included in the target spike list due to co-elution. The LCS analyte recovery results are used to monitor the analytical process and provide evidence that the laboratory is performing the method within acceptable guidelines. All control analytes indicated by a bold type in the LCS must meet acceptance criteria. Failure to meet the established recovery guidelines requires the repreparation and reanalysis of all samples in the QC batch. Comparison of only the failed parameters from the first batch are evaluated. The only exception to the rework requirement is that if the LCS recoveries are biased high and the associated sample is ND (non-detected) for the parameter(s) of interest, the batch is acceptable.

At times, a Laboratory Control Sample Duplicate (LCSD) is also included in the QC batch. An LCSD is a QC sample that is created and handled identically to the LCS. Analyte recovery data from the LCSD is assessed in the same way as that of the LCS. The LCSD recoveries, together with the LCS recoveries, are used to determine the reproducibility (precision) of the analytical system. Precision data are expressed as relative percent differences (RPDs). If the RPD fails for an LCS/LCSD and yet the recoveries are within acceptance criteria, the batch is still acceptable.

METHOD BLANK

The Method Blank is a QC sample consisting of all the reagents used in analyzing the environmental samples contained in the QC batch. Method Blank results are used to determine if interference or contamination in the analytical system could lead to the reporting of false positive data or elevated analyte concentrations. All target analytes must be below the reporting limits (RL) or the associated sample(s) must be ND except under the following circumstances:

- Common organic contaminants may be present at concentrations up to 5 times the reporting limits. Common metals contaminants may be present at concentrations up to 2 times the reporting limit, or the reported blank concentration must be twenty fold less than the concentration reported in the associated environmental samples. (See common laboratory contaminants listed in the table.)

Volatile (GC or GC/MS)	Semivolatile (GC/MS)	Metals ICP-MS	Metals ICP Trace
Methylene Chloride, Acetone, 2-Butanone	Phthalate Esters	Copper, Iron, Zinc, Lead, Calcium, Magnesium, Potassium, Sodium, Barium, Chromium, Manganese	Copper, Iron, Zinc, Lead

QUALITY CONTROL ELEMENTS NARRATIVE (continued)

- Organic blanks will be accepted if compounds detected in the blank are present in the associated samples at levels 10 times the blank level. Inorganic blanks will be accepted if elements detected in the blank are present in the associated samples at 20 times the blank level.

- Blanks will be accepted if the compounds/elements detected are not present in any of the associated environmental samples.

Failure to meet these Method Blank criteria requires the repreparation and reanalysis of all samples in the QC batch.

MATRIX SPIKE/MATRIX SPIKE DUPLICATE

A Matrix Spike and a Matrix Spike Duplicate are a pair of environmental samples to which known concentrations of a full or partial set of target analytes are added. The MS/MSD results are determined in the same manner as the results of the environmental sample used to prepare the MS/MSD. The analyte recoveries and the relative percent differences (RPDs) of the recoveries are calculated and used to evaluate the effect of the sample matrix on the analytical results. Due to the potential variability of the matrix of each sample, the MS/MSD results may not have an immediate bearing on any samples except the one spiked; therefore, the associated batch MS/MSD may not reflect the same compounds as the samples contained in the analytical report. When these MS/MSD results fail to meet acceptance criteria, the data is evaluated. If the LCS is within acceptance criteria, the batch is considered acceptable.

For certain methods, a Matrix Spike/Sample Duplicate (MS/DU) may be included in the QC batch in place of the MS/MSD. For the parameters (i.e. pH, ignitability) where it is not possible to prepare a spiked sample, a Sample Duplicate may be included in the QC batch. However, a Sample Duplicate is less likely to provide usable precision statistics depending on the likelihood of finding concentrations below the standard reporting limit. When the Sample Duplicate result fails to meet acceptance criteria, the data is evaluated.

For certain methods (600 series methods/CWA), a Matrix Spike is required in place of a Matrix Spike/Matrix Spike Duplicate (MS/MSD) or Matrix Spike/Sample Duplicate (MS/DU).

The acceptance criteria do not apply to samples that are diluted.

SURROGATE COMPOUNDS

In addition to these batch-related QC indicators, each organic environmental and QC sample is spiked with surrogate compounds. Surrogates are organic chemicals that behave similarly to the analytes of interest and that are rarely present in the environment. Surrogate recoveries are used to monitor the individual performance of a sample in the analytical system.

If surrogate recoveries are biased high in the LCS, LCSD, or the Method Blank, and the associated sample(s) are ND, the batch is acceptable. Otherwise, if the LCS, LCSD, or Method Blank surrogate(s) fail to meet recovery criteria, the entire sample batch is reprepared and reanalyzed. If the surrogate recoveries are outside criteria for environmental samples, the samples will be reprepared and reanalyzed unless there is objective evidence of matrix interference or if the sample dilution is greater than the threshold outlined in the associated method SOP.

The acceptance criteria do not apply to samples that are diluted. All other surrogate recoveries will be reported.

For the GC/MS BNA methods, the surrogate criterion is that two of the three surrogates for each fraction must meet acceptance criteria. The third surrogate must have a recovery of ten percent or greater.

For the Pesticide and PCB methods, the surrogate criterion is that one of two surrogate compounds must meet acceptance criteria. The second surrogate must have a recovery of 10% or greater.



TestAmerica Certifications and Approvals:

The laboratory is certified for the analytes listed on the documents below. These are available upon request.

California (#01144CA), Connecticut (#PH-0590), Florida (#E87225),
Illinois (#200004), Kansas (#E10336), Minnesota (#39-999-348), New Jersey (#OH001), New York (#10975), Nevada (#OH-000482008A), OhioVAP (#CL0024), Pennsylvania (#008), West Virginia (#210), Wisconsin (#999518190),NAVY, ARMY, USDA Soil Permit

MANUAL INTEGRATION SUMMARY

Lot A0B180429

Client ID: B12SS-037M-5039-SO
Compound Name: Benzo(b)fluoranthene
Instrument ID: a4hp7.i
File Name: LVTQ11AG.D
Inj. Date and Time: 02-MAR-2010 16:19
Manual Integration Reason: Unknown

Client ID: B12SS-038M-5040-SO
Compound Name: Benzo(b)fluoranthene
Instrument ID: a4hp7.i
File Name: LVTQ31A7.D
Inj. Date and Time: 02-MAR-2010 13:47
Manual Integration Reason: Poor Chromatography

Client ID: B12SS-038M-5040-SO
Compound Name: 4,4'-DDE
Instrument ID: a2hp3.i
File Name: 026F2601.D
Inj. Date and Time: 08-MAR-2010 21:14
Manual Integration Reason: Analyte not Identified by the Data System

Client ID: B12SS-038M-5040-SO
Compound Name: 4,4'-DDE
Instrument ID: a2hp3.i
File Name: 026F2601.D
Inj. Date and Time: 08-MAR-2010 21:14
Manual Integration Reason: Analyte not Identified by the Data System

Client ID: B12SS-036M-5038-SO
Compound Name: Acetophenone
Instrument ID: a4hp7.i
File Name: LVTQQ1A5.D
Inj. Date and Time: 02-MAR-2010 15:22
Manual Integration Reason: Peak not found

Client ID: B12SS-036M-5038-SO
Compound Name: Benzo(b)fluoranthene
Instrument ID: a4hp7.i
File Name: LVTQQ1A5.D
Inj. Date and Time: 02-MAR-2010 15:22
Manual Integration Reason: Peak not found

Client ID: B12SS-036M-5038-SO
Compound Name: Benzo(k)fluoranthene
Instrument ID: a4hp7.i
File Name: LVTQQ1A5.D
Inj. Date and Time: 02-MAR-2010 15:22
Manual Integration Reason: Peak not found

MANUAL INTEGRATION SUMMARY

Lot A0B180429 (Continued)

Client ID: B12SS-036M-5038-SO
Compound Name: 2-Chlorophenol
Instrument ID: a4hp7.i
File Name: LVTQQ1A7.D
Inj. Date and Time: 02-MAR-2010 15:41
Manual Integration Reason: Peak not found

Client ID: B12SS-036M-5038-SO
Compound Name: bis(2-Chloroisopropyl)ether
Instrument ID: a4hp7.i
File Name: LVTQQ1A7.D
Inj. Date and Time: 02-MAR-2010 15:41
Manual Integration Reason: Peak not found

Client ID: B12SS-036M-5038-SO
Compound Name: N-Nitrosodimethylamine
Instrument ID: a4hp7.i
File Name: LVTQQ1A8.D
Inj. Date and Time: 02-MAR-2010 16:00
Manual Integration Reason: Peak not found

Client ID: B12SS-036M-5038-SO
Compound Name: bis(2-Chloroisopropyl)ether
Instrument ID: a4hp7.i
File Name: LVTQQ1A8.D
Inj. Date and Time: 02-MAR-2010 16:00
Manual Integration Reason: Peak not found

Client ID: ATASS-015M-5036-SO
Compound Name: AROCLOR-1016
Instrument ID: a2hp13.i
File Name: 011F1101.D
Inj. Date and Time: 01-MAR-2010 10:52
Manual Integration Reason: Analyte not Identified by the Data System

Client ID: ATASS-015M-5036-SO
Compound Name: AROCLOR-1260
Instrument ID: a2hp13.i
File Name: 011F1101.D
Inj. Date and Time: 01-MAR-2010 10:52
Manual Integration Reason: Analyte not Identified by the Data System

Client ID: ATASS-015M-5036-SO
Compound Name: AROCLOR-1016
Instrument ID: a2hp13.i
File Name: 012F1201.D
Inj. Date and Time: 01-MAR-2010 11:07
Manual Integration Reason: Analyte not Identified by the Data System

MANUAL INTEGRATION SUMMARY

Lot A0B180429 (Continued)

Client ID: ATASS-015M-5036-SO
Compound Name: AROCLOR-1260
Instrument ID: a2hp13.i
File Name: 012F1201.D
Inj. Date and Time: 01-MAR-2010 11:07
Manual Integration Reason: Analyte not Identified by the Data System

TestAmerica
THE LEADER IN ENVIRONMENTAL TESTING

EXECUTIVE SUMMARY

EXECUTIVE SUMMARY - Detection Highlights

A0B180429

PARAMETER	RESULT	REPORTING LIMIT	UNITS	ANALYTICAL METHOD
B12SS-036M-5038-SO 02/16/10 10:30 001				
Silver	0.041 J	0.51	mg/kg	SW846 6020
Aluminum	11200	102	mg/kg	SW846 6020
Arsenic	9.8	0.51	mg/kg	SW846 6020
Barium	77.1	1.0	mg/kg	SW846 6020
Beryllium	0.52	0.10	mg/kg	SW846 6020
Calcium	834	204	mg/kg	SW846 6020
Cadmium	0.12 J	0.20	mg/kg	SW846 6020
Cobalt	13.4	0.51	mg/kg	SW846 6020
Chromium	23.3	0.51	mg/kg	SW846 6020
Copper	22.0	0.51	mg/kg	SW846 6020
Iron	21500	51.0	mg/kg	SW846 6020
Potassium	551 B	102	mg/kg	SW846 6020
Magnesium	1780	102	mg/kg	SW846 6020
Manganese	1150 B	10.2	mg/kg	SW846 6020
Sodium	32.3 J	102	mg/kg	SW846 6020
Nickel	17.9	1.0	mg/kg	SW846 6020
Lead	16.3	0.31	mg/kg	SW846 6020
Antimony	0.14 J	0.51	mg/kg	SW846 6020
Selenium	0.81	0.51	mg/kg	SW846 6020
Thallium	0.20	0.20	mg/kg	SW846 6020
Vanadium	22.0	1.0	mg/kg	SW846 6020
Zinc	84.5	4.1	mg/kg	SW846 6020
Mercury	0.048 J	0.10	mg/kg	SW846 7471A
Benzo(a)anthracene	26	6.8	ug/kg	SW846 8270C
Benzo(b)fluoranthene	51	6.8	ug/kg	SW846 8270C
Benzo(k)fluoranthene	16	6.8	ug/kg	SW846 8270C
Benzo(ghi)perylene	20	6.8	ug/kg	SW846 8270C
Benzo(a)pyrene	27	6.8	ug/kg	SW846 8270C
Chrysene	31	6.8	ug/kg	SW846 8270C
Fluoranthene	33	6.8	ug/kg	SW846 8270C
Indeno(1,2,3-cd)pyrene	19	6.8	ug/kg	SW846 8270C
Naphthalene	26	6.8	ug/kg	SW846 8270C
Phenanthrene	11	6.8	ug/kg	SW846 8270C
Pyrene	27	6.8	ug/kg	SW846 8270C
Percent Solids	98.1	10.0	%	MCAWW 160.3 MOD
B12SS-037M-5039-SO 02/16/10 14:17 002				
Silver	0.037 J	0.51	mg/kg	SW846 6020
Aluminum	11800	102	mg/kg	SW846 6020
Arsenic	11.1	0.51	mg/kg	SW846 6020
Barium	68.3	1.0	mg/kg	SW846 6020
Beryllium	0.51	0.10	mg/kg	SW846 6020

(Continued on next page)

EXECUTIVE SUMMARY - Detection Highlights

A0B180429

PARAMETER	RESULT	REPORTING LIMIT	UNITS	ANALYTICAL METHOD
B12SS-037M-5039-SO 02/16/10 14:17 002				
Calcium	737	204	mg/kg	SW846 6020
Cadmium	0.093 J	0.20	mg/kg	SW846 6020
Cobalt	9.3	0.51	mg/kg	SW846 6020
Chromium	36.1	0.51	mg/kg	SW846 6020
Copper	15.3	0.51	mg/kg	SW846 6020
Iron	24100	51.0	mg/kg	SW846 6020
Potassium	716 B	102	mg/kg	SW846 6020
Magnesium	2140	102	mg/kg	SW846 6020
Manganese	466 B	1.0	mg/kg	SW846 6020
Sodium	35.6 J	102	mg/kg	SW846 6020
Nickel	25.4	1.0	mg/kg	SW846 6020
Lead	17.0	0.31	mg/kg	SW846 6020
Antimony	0.11 J	0.51	mg/kg	SW846 6020
Selenium	0.82	0.51	mg/kg	SW846 6020
Thallium	0.18 J	0.20	mg/kg	SW846 6020
Vanadium	21.4	1.0	mg/kg	SW846 6020
Zinc	48.7	4.1	mg/kg	SW846 6020
Mercury	0.044 J	0.10	mg/kg	SW846 7471A
Benzo(b)fluoranthene	6.5 J	6.8	ug/kg	SW846 8270C
Chrysene	7.2	6.8	ug/kg	SW846 8270C
Fluoranthene	12	6.8	ug/kg	SW846 8270C
Naphthalene	16	6.8	ug/kg	SW846 8270C
Phenanthrene	7.5	6.8	ug/kg	SW846 8270C
Pyrene	7.8	6.8	ug/kg	SW846 8270C
Percent Solids	98.0	10.0	%	MCAWW 160.3 MOD
B12SS-037M-6049-FD 02/16/10 14:17 003				
Silver	0.034 J	0.51	mg/kg	SW846 6020
Aluminum	11900	102	mg/kg	SW846 6020
Arsenic	11.4	0.51	mg/kg	SW846 6020
Barium	67.5	1.0	mg/kg	SW846 6020
Beryllium	0.54	0.10	mg/kg	SW846 6020
Calcium	749	204	mg/kg	SW846 6020
Cadmium	0.085 J	0.20	mg/kg	SW846 6020
Cobalt	9.4	0.51	mg/kg	SW846 6020
Chromium	28.6	0.51	mg/kg	SW846 6020
Copper	15.8	0.51	mg/kg	SW846 6020
Iron	25000	51.0	mg/kg	SW846 6020
Potassium	783 B	102	mg/kg	SW846 6020
Magnesium	2280	102	mg/kg	SW846 6020
Manganese	459 B	1.0	mg/kg	SW846 6020
Sodium	42.1 J	102	mg/kg	SW846 6020

(Continued on next page)

EXECUTIVE SUMMARY - Detection Highlights

A0B180429

PARAMETER	RESULT	REPORTING LIMIT	UNITS	ANALYTICAL METHOD
B12SS-037M-6049-FD 02/16/10 14:17 003				
Nickel	22.4	1.0	mg/kg	SW846 6020
Lead	14.7	0.31	mg/kg	SW846 6020
Antimony	0.10 J	0.51	mg/kg	SW846 6020
Selenium	0.88	0.51	mg/kg	SW846 6020
Thallium	0.18 J	0.20	mg/kg	SW846 6020
Vanadium	20.9	1.0	mg/kg	SW846 6020
Zinc	50.0	4.1	mg/kg	SW846 6020
Mercury	0.047 J	0.10	mg/kg	SW846 7471A
Chrysene	7.6	6.8	ug/kg	SW846 8270C
Fluoranthene	12	6.8	ug/kg	SW846 8270C
Naphthalene	14	6.8	ug/kg	SW846 8270C
Phenanthrene	7.0	6.8	ug/kg	SW846 8270C
Pyrene	8.1	6.8	ug/kg	SW846 8270C
Percent Solids	98.0	10.0	%	MCAWW 160.3 MOD
B12SS-038M-5040-SO 02/16/10 13:10 004				
HMX	0.012	0.25	mg/kg	SW846 8330B
	Qualifiers: J,PG			
Silver	0.037 J	0.51	mg/kg	SW846 6020
Aluminum	12600	102	mg/kg	SW846 6020
Arsenic	10.3	0.51	mg/kg	SW846 6020
Barium	65.0	1.0	mg/kg	SW846 6020
Beryllium	0.57	0.10	mg/kg	SW846 6020
Calcium	586	204	mg/kg	SW846 6020
Cadmium	0.13 J	0.20	mg/kg	SW846 6020
Cobalt	11.3	0.51	mg/kg	SW846 6020
Chromium	33.8	0.51	mg/kg	SW846 6020
Copper	11.1	0.51	mg/kg	SW846 6020
Iron	22300	51.0	mg/kg	SW846 6020
Potassium	755 B	102	mg/kg	SW846 6020
Magnesium	2260	102	mg/kg	SW846 6020
Manganese	919 B	1.0	mg/kg	SW846 6020
Sodium	39.5 J	102	mg/kg	SW846 6020
Nickel	22.6	1.0	mg/kg	SW846 6020
Lead	19.0	0.31	mg/kg	SW846 6020
Antimony	0.11 J	0.51	mg/kg	SW846 6020
Selenium	0.86	0.51	mg/kg	SW846 6020
Thallium	0.18 J	0.20	mg/kg	SW846 6020
Vanadium	23.4	1.0	mg/kg	SW846 6020
Zinc	53.6	4.1	mg/kg	SW846 6020
Mercury	0.055 J	0.10	mg/kg	SW846 7471A
Benzo(b)fluoranthene	11 J	51	ug/kg	SW846 8270C

(Continued on next page)

EXECUTIVE SUMMARY - Detection Highlights

A0B180429

PARAMETER	RESULT	REPORTING LIMIT	UNITS	ANALYTICAL METHOD
B12SS-038M-5040-SO 02/16/10 13:10 004				
Benzyl alcohol	30 J	340	ug/kg	SW846 8270C
bis(2-Ethylhexyl) phthalate	37 J	340	ug/kg	SW846 8270C
Fluoranthene	13 J	51	ug/kg	SW846 8270C
2-Methylnaphthalene	10 J	340	ug/kg	SW846 8270C
Naphthalene	14 J	51	ug/kg	SW846 8270C
Phenanthrene	8.1 J	51	ug/kg	SW846 8270C
Pyrene	8.3 J	51	ug/kg	SW846 8270C
Chrysene	7.3 J	51	ug/kg	SW846 8270C
Percent Solids	98.1	10.0	%	MCAWW 160.3 MOD
Nitrocellulose	0.87 B,J	5.1	mg/kg	MCAWW 353.2
B12SS-038M-5040-SO(VOC) 02/16/10 13:10 005				
Acetone	18 J,B	29	ug/kg	SW846 8260B
2-Butanone	3.5 J,B	29	ug/kg	SW846 8260B
Toluene	0.46 J	7.2	ug/kg	SW846 8260B
Percent Solids	69.5	10.0	%	MCAWW 160.3 MOD
B12SS-033-5041-SO 02/16/10 14:50 006				
Chromium	14.9	0.73	mg/kg	SW846 6020
Percent Solids	68.6	10.0	%	MCAWW 160.3 MOD
B12SS-034-5042-SO 02/16/10 15:00 007				
Chromium	17.5	0.66	mg/kg	SW846 6020
Percent Solids	76.2	10.0	%	MCAWW 160.3 MOD
B12SS-035-5043-SO 02/16/10 14:50 008				
Chromium	16.1	0.63	mg/kg	SW846 6020
Hexavalent Chromium	0.39 J	1.0	mg/kg	SW846 7196A
Percent Solids	79.2	10.0	%	MCAWW 160.3 MOD
ATASS-012-5033-SO 02/17/10 12:35 009				
Chromium	20.7	0.64	mg/kg	SW846 6020
Hexavalent Chromium	1.1	1.0	mg/kg	SW846 7196A
Percent Solids	77.8	10.0	%	MCAWW 160.3 MOD

(Continued on next page)

EXECUTIVE SUMMARY - Detection Highlights

A0B180429

PARAMETER	RESULT	REPORTING LIMIT	UNITS	ANALYTICAL METHOD
ATASS-013-5034-SO 02/17/10 12:20 010				
Chromium	16.0	0.63	mg/kg	SW846 6020
Percent Solids	78.8	10.0	%	MCAWW 160.3 MOD
ATASS-014-5035-SO 02/17/10 12:10 011				
Chromium	4.0	0.58	mg/kg	SW846 6020
Percent Solids	86.5	10.0	%	MCAWW 160.3 MOD
ATASS-015M-5036-SO 02/17/10 12:00 012				
Silver	0.026 J	0.51	mg/kg	SW846 6020
Aluminum	13100	102	mg/kg	SW846 6020
Arsenic	12.0	0.51	mg/kg	SW846 6020
Barium	61.9	1.0	mg/kg	SW846 6020
Beryllium	0.54	0.10	mg/kg	SW846 6020
Calcium	5000	204	mg/kg	SW846 6020
Cadmium	0.10 J	0.20	mg/kg	SW846 6020
Cobalt	9.0	0.51	mg/kg	SW846 6020
Chromium	42.3	0.51	mg/kg	SW846 6020
Copper	16.8	0.51	mg/kg	SW846 6020
Iron	26300	51.0	mg/kg	SW846 6020
Potassium	1080 B	102	mg/kg	SW846 6020
Magnesium	3680	102	mg/kg	SW846 6020
Manganese	418 B	1.0	mg/kg	SW846 6020
Sodium	49.8 J	102	mg/kg	SW846 6020
Nickel	31.9	1.0	mg/kg	SW846 6020
Lead	15.0	0.31	mg/kg	SW846 6020
Antimony	0.14 J	0.51	mg/kg	SW846 6020
Selenium	0.86	0.51	mg/kg	SW846 6020
Thallium	0.18 J	0.20	mg/kg	SW846 6020
Vanadium	21.1	1.0	mg/kg	SW846 6020
Zinc	53.7	4.1	mg/kg	SW846 6020
Mercury	0.038 J	0.10	mg/kg	SW846 7471A
bis(2-Ethylhexyl) phthalate	69 J	340	ug/kg	SW846 8270C
2-Methylnaphthalene	9.2 J	340	ug/kg	SW846 8270C
Naphthalene	12 J	51	ug/kg	SW846 8270C
Percent Solids	98.1	10.0	%	MCAWW 160.3 MOD
Nitrocellulose	2.4 B,J	5.1	mg/kg	MCAWW 353.2

(Continued on next page)

EXECUTIVE SUMMARY - Detection Highlights

A0B180429

PARAMETER	RESULT	REPORTING LIMIT	UNITS	ANALYTICAL METHOD
ATASS-015M-5036-SO(VOCS) 02/17/10 12:00 013				
Toluene	0.38 J,B	6.7	ug/kg	SW846 8260B
Percent Solids	74.6	10.0	%	MCAWW 160.3 MOD
ATASS-016M-5037-SO 02/17/10 10:45 014				
Silver	0.043 J	0.51	mg/kg	SW846 6020
Aluminum	11400	102	mg/kg	SW846 6020
Arsenic	10.0	0.51	mg/kg	SW846 6020
Barium	70.8	1.0	mg/kg	SW846 6020
Beryllium	0.54	0.10	mg/kg	SW846 6020
Calcium	1100	204	mg/kg	SW846 6020
Cadmium	0.16 J	0.20	mg/kg	SW846 6020
Cobalt	10.6	0.51	mg/kg	SW846 6020
Chromium	25.2	0.51	mg/kg	SW846 6020
Copper	10.1	0.51	mg/kg	SW846 6020
Iron	22300	51.1	mg/kg	SW846 6020
Potassium	661 B	102	mg/kg	SW846 6020
Magnesium	2230	102	mg/kg	SW846 6020
Manganese	1260 B	10.2	mg/kg	SW846 6020
Sodium	31.4 J	102	mg/kg	SW846 6020
Nickel	18.1	1.0	mg/kg	SW846 6020
Lead	18.9	0.31	mg/kg	SW846 6020
Antimony	0.11 J	0.51	mg/kg	SW846 6020
Selenium	0.90	0.51	mg/kg	SW846 6020
Thallium	0.18 J	0.20	mg/kg	SW846 6020
Vanadium	22.1	1.0	mg/kg	SW846 6020
Zinc	49.6	4.1	mg/kg	SW846 6020
Mercury	0.062 J	0.10	mg/kg	SW846 7471A
Percent Solids	97.9	10.0	%	MCAWW 160.3 MOD
ATASS-016M-6047-FD 02/17/10 10:45 015				
PETN	0.11 J	0.50	mg/kg	SW846 8330B
Silver	0.041 J	0.51	mg/kg	SW846 6020
Aluminum	12200	102	mg/kg	SW846 6020
Arsenic	10.8	0.51	mg/kg	SW846 6020
Barium	70.4	1.0	mg/kg	SW846 6020
Beryllium	0.55	0.10	mg/kg	SW846 6020
Calcium	1150	204	mg/kg	SW846 6020
Cadmium	0.16 J	0.20	mg/kg	SW846 6020
Cobalt	10.0	0.51	mg/kg	SW846 6020
Chromium	28.0	0.51	mg/kg	SW846 6020
Copper	10.9	0.51	mg/kg	SW846 6020

(Continued on next page)

EXECUTIVE SUMMARY - Detection Highlights

A0B180429

PARAMETER	RESULT	REPORTING LIMIT	UNITS	ANALYTICAL METHOD
ATASS-016M-6047-FD 02/17/10 10:45 015				
Iron	24200	51.1	mg/kg	SW846 6020
Potassium	753 B	102	mg/kg	SW846 6020
Magnesium	2350	102	mg/kg	SW846 6020
Manganese	1170 B	10.2	mg/kg	SW846 6020
Sodium	32.5 J	102	mg/kg	SW846 6020
Nickel	20.0	1.0	mg/kg	SW846 6020
Lead	18.1	0.31	mg/kg	SW846 6020
Antimony	0.11 J	0.51	mg/kg	SW846 6020
Selenium	0.85	0.51	mg/kg	SW846 6020
Thallium	0.17 J	0.20	mg/kg	SW846 6020
Vanadium	24.0	1.0	mg/kg	SW846 6020
Zinc	56.6	4.1	mg/kg	SW846 6020
Mercury	0.049 J	0.10	mg/kg	SW846 7471A
Percent Solids	97.9	10.0	%	MCAWW 160.3 MOD

TestAmerica
THE LEADER IN ENVIRONMENTAL TESTING

METHOD SUMMARY

ANALYTICAL METHODS SUMMARY

A0B180429

PARAMETER	ANALYTICAL METHOD
Hexavalent Chromium	SW846 7196A
ICP-MS (6020)	SW846 6020
Mercury in Solid Waste (Manual Cold-Vapor)	SW846 7471A
Nitroaromatics and Nitramines by HPLC	SW846 8330B
Nitrocellulose as N, 353.2	MCAWW 353.2
Organics by UV/HPLC	SW846 8330 (Modified)
Organochlorine Pesticides	SW846 8081A
PCBs by SW-846 8082	SW846 8082
Semivolatile Organic Compounds by GC/MS	SW846 8270C
Total Residue as Percent Solids	MCAWW 160.3 MOD
Volatile Organics by GC/MS	SW846 8260B

References:

MCAWW "Methods for Chemical Analysis of Water and Wastes", EPA-600/4-79-020, March 1983 and subsequent revisions.

SW846 "Test Methods for Evaluating Solid Waste, Physical/Chemical Methods", Third Edition, November 1986 and its updates.

TestAmerica
THE LEADER IN ENVIRONMENTAL TESTING

SAMPLE SUMMARY

SAMPLE SUMMARY

A0B180429

WO #	SAMPLE#	CLIENT SAMPLE ID	SAMPLED DATE	SAMP TIME
LVTQQ	001	B12SS-036M-5038-SO	02/16/10	10:30
LVTQ1	002	B12SS-037M-5039-SO	02/16/10	14:17
LVTQ2	003	B12SS-037M-6049-FD	02/16/10	14:17
LVTQ3	004	B12SS-038M-5040-SO	02/16/10	13:10
LVTQ4	005	B12SS-038M-5040-SO(VOC)	02/16/10	13:10
LVTRC	006	B12SS-033-5041-SO	02/16/10	14:50
LVTRM	007	B12SS-034-5042-SO	02/16/10	15:00
LVTRQ	008	B12SS-035-5043-SO	02/16/10	14:50
LVTTQ	009	ATASS-012-5033-SO	02/17/10	12:35
LVTTW	010	ATASS-013-5034-SO	02/17/10	12:20
LVTTX	011	ATASS-014-5035-SO	02/17/10	12:10
LVTT0	012	ATASS-015M-5036-SO	02/17/10	12:00
LVTT7	013	ATASS-015M-5036-SO(VOCS)	02/17/10	12:00
LVTT9	014	ATASS-016M-5037-SO	02/17/10	10:45
LVTVA	015	ATASS-016M-6047-FD	02/17/10	10:45

NOTE(S):

- The analytical results of the samples listed above are presented on the following pages.
- All calculations are performed before rounding to avoid round-off errors in calculated results.
- Results noted as "ND" were not detected at or above the stated limit.
- This report must not be reproduced, except in full, without the written approval of the laboratory.
- Results for the following parameters are never reported on a dry weight basis: color, corrosivity, density, flashpoint, ignitability, layers, odor, paint filter test, pH, porosity pressure, reactivity, redox potential, specific gravity, spot tests, solids, solubility, temperature, viscosity, and weight.

TestAmerica
THE LEADER IN ENVIRONMENTAL TESTING

SHIPPING AND RECEIVING DOCUMENTS

SAIC
From Science to Solutions
151 Lafayette Drive, Oak Ridge, TN 37831
(865) 481-4600

Chain of Custody Record

Science Applications International Corporation

COC NO.: RVAAP-PBA08RI-003
Date: 2/17/2010

PROJECT NAME: RVAAP PBA2008 17 AOCs RI
PO NUMBER: PO10025302
PROJECT NUMBER: 172819.00.09456.00.9200.02.200
PROJECT MANAGER: Kevin Jago
AOC: Anchor Test Area (Surface Soil)
Sampler (Signature) (Printed Name):

Laboratory Name: TestAmerica
Address: 4101 Shuffel Street NW, North Canton, Ohio 44720
Attn: Mark Loeb
Phone: 330-966-9387

Sample ID	Station ID	Date Collected	Time Collected	Matrix	Requested Parameters: TAL Metals + Hg (1)	Explosives (2)	SVOCs (3)	Propellants (4)	VOCs (5)	Pesticides (6)	PCBs (7)	PAHs (8)	Hexavalent Chromium (SO) (9)	Hexavalent Chromium (SD) (10)	Total Chromium (11)	Asbestos (12)	Nitrate (13)	No. of Containers	OBSERVATIONS, COMMENTS SPECIAL INSTRUCTIONS
B12SS-036M-5038-SO	B12ss-036M	2/16/2010	1030	SO	X	X						X						2	MI
B12SS-037M-5039-SO	B12ss-037M	2/16/2010	1417	SO	X	X						X						2	MI
B12SS-037M-6049-FD	B12ss-037M	2/16/2010	1417	SO	X	X						X						2	MI
B12SS-038M-5040-SO	B12ss-038M	2/16/2010	1310	SO	X	X	X	X	X	X	X							3	MI
B12SS-033-5041-SO	B12ss-033	2/16/2010	1450	SO									X		X			1	
B12SS-034-5042-SO	B12ss-034	2/16/2010	1500	SO									X		X			1	
B12SS-035-5043-SO	B12ss-035	2/16/2010	1450	SO									X		X			1	

Total Number of Containers: 12
Cooler ID: 1 COOLER
Cooler Temperature:
FEDEX NUMBER: NA

Signature: Rich Sprinzl	Date: 2/17/10	Received by (Signature):	Date: 2/17/10
Printed Name: SAIC	Time: 1500	Printed Name: William R Cordell	Time: 1510
Company:		Company: TestAmerica	
Relinquished by (Signature): William R Cordell	Date: 2/17/10	Received by (Signature): Terry Burns	Date: 2/17/10
Printed Name: William R Cordell	Time: 1645	Printed Name: Terry Burns	Time: 1645
Company: TestAmerica Inc		Company: TA	

1 6020/7471A
2 8330B
3 3540C/3541/8270C
4 Nitroguanidine:8330 Mod/8332 Mod; Nitrocellulose:9056 Mod/EPA 3
5 8260B/5021
6 3540C/3541C/8081A
7 3540C/3541C/8082
8 8270 (low level PAHs)
9 7196
10 3060A/7196A
11 6020 (Total Chromium only)
12 600/R-93/116
13 9056A/EPA 353.2

SAIC
From Science to Solutions
151 Lafayette Drive, Oak Ridge, TN 37831
(865) 481-4600

Chain of Custody Record

Science Applications International Corporation

COC NO.: RVAAP-PBA08RI-004
Date: 2/17/2010

PROJECT NAME: RVAAP PBA2008 17 AOCs RI
PO NUMBER: PO10025302
PROJECT NUMBER: 172819.00.09456.00.9200.02.200
PROJECT MANAGER: Kevin Jago
AOC: Anchor Test Area (Surface Soil)
Sampler (Signature) (Printed Name):

Laboratory Name: TestAmerica
Address: 4101 Shuffel Street NW
North Canton, Ohio 44720
Attn: Mark Loeb
Phone: 330-966-9387

Sample ID	Station ID	Date Collected	Time Collected	Matrix	Requested Parameters: TAL Metals + Hg 1	Explosives 2	SVOCs 3	Propellants 4	VOCs 5	Pesticides 6	PCBs 7	PAHs 8	Hexavalent Chromium (SO) 9	Hexavalent Chromium (SD) 10	Total Chromium 11	Asbestos 12	Nitrate 13			No. of Containers	OBSERVATIONS, COMMENTS SPECIAL INSTRUCTIONS
ATASS-012-5033-SO	ATAss-012	2/17/2010	1235	SO									X		X					1	
ATASS-013-5034-SO	ATAss-013	2/17/2010	1220	SO									X		X					1	
ATASS-014-5035-SO	ATAss-014	2/17/2010	1210	SO									X		X					1	
ATASS-015M-5036-SO	ATAss-015M	2/17/2010	1200	SO	X	X	X	X	X	X	X									3	MI
ATASS-016M-5037-SO	ATAss-016M	2/17/2010	1045	SO	X	X														2	MI
ATASS-016M-6047-FD	ATAss-016M	2/17/2010	1045	SO	X	X														2	MI

Total Number of Containers: 10
Cooler ID: 1 COOLER
Cooler Temperature:
FEDEX NUMBER: NA

Signature: Rich Sprinz	Date: 2/17/10	Received by Signature: William R Cordell	Date: 2/17/10		
Printed Name: Rich Sprinz	Time: 1500	Printed Name: William R Cordell	Time: 1510		
Company: SAIC		Company: Test America			
Relinquished by Signature: William R Cordell	Date: 2/17/10	Received by Signature: Terry Burns	Date: 2/17/10		
Printed Name: William R Cordell	Time: 1645	Printed Name: TA	Time: 1645		
Company: TEST AMERICA INC		Company:			

1 6020/7471A
2 8330B
3 3540C/3541/8270C
4 Nitroguanidine:8330 Mod/8332 Mod; Nitrocellulose:9056 Mod/EPA 3
5 8260B/5021
6 3540C/3541C/8081A
7 3540C/3541C/8082
8 8270 (low level PAHs)
9 7196
10 3060A/7196A
11 6020 (Total Chromium only)
12 600/R-93/116
13 9056A/EPA 353.2

TestAmerica Cooler Receipt Form/Narrative **Lot Number:** 240B180429
North Canton Facility

Client SAIC Project RVAAP By: (Signature)
Cooler Received on 2/17/10 Opened on 2/18/10
FedEx ☐ UPS ☐ DHL ☐ FAS ☐ Stetson ☐ Client Drop Off ☐ TestAmerica Courier ☒ Other
TestAmerica Cooler # No. 4 Multiple Coolers ☒ Foam Box ☐ Client Cooler ☐ Other

1. Were custody seals on the outside of the cooler(s)? Yes ☒ No ☐ Intact? Yes ☒ No ☐ NA ☐
   If YES, Quantity 2 Quantity Unsalvageable
   Were custody seals on the outside of cooler(s) signed and dated? Yes ☒ No ☐ NA ☐
   Were custody seals on the bottle(s)? Yes ☐ No ☒
   If YES, are there any exceptions?
2. Shippers' packing slip attached to the cooler(s)? Yes ☐ No ☒
3. Did custody papers accompany the sample(s)? Yes ☒ No ☐ Relinquished by client? Yes ☒ No ☐
4. Were the custody papers signed in the appropriate place? Yes ☒ No ☐
5. Packing material used: Bubble Wrap ☒ Foam ☐ None ☐ Other
6. Cooler temperature upon receipt 2.2 °C See back of form for multiple coolers/temps ☒
   METHOD: IR ☒ Other ☐
   COOLANT: Wet Ice ☒ Blue Ice ☐ Dry Ice ☐ Water ☐ None ☐
7. Did all bottles arrive in good condition (Unbroken)? Yes ☒ No ☐
8. Could all bottle labels be reconciled with the COC? Yes ☒ No ☐
9. Were sample(s) at the correct pH upon receipt? Yes ☐ No ☐ NA ☒
10. Were correct bottle(s) used for the test(s) indicated? Yes ☒ No ☐
11. Were air bubbles >6 mm in any VOA vials? Yes ☐ No ☐ NA ☒
12. Sufficient quantity received to perform indicated analyses? Yes ☒ No ☐
13. Was a trip blank present in the cooler(s)? Yes ☐ No ☒ Were VOAs on the COC? Yes ☒ No ☐

Contacted PM Date by via Verbal ☐ Voice Mail ☐ Other ☐
Concerning

14. CHAIN OF CUSTODY

The following discrepancies occurred:

15. SAMPLE CONDITION

Sample(s) were received after the recommended holding time had expired.
Sample(s) were received in a broken container.
Sample(s) were received with bubble >6 mm in diameter. (Notify PM)

16. SAMPLE PRESERVATION

Sample(s) were further preserved in Sample Receiving to meet recommended pH level(s). *Nitric Acid Lot#* 121709-HNO_3; *Sulfuric Acid Lot#* 082509-H_2SO_4; *Sodium Hydroxide Lot#* 100108 -*NaOH; Hydrochloric Acid Lot#* 092006-*HCl; Sodium Hydroxide and Zinc Acetate Lot#* 100108-$(CH_3COO)_2ZN/NaOH$. What time was preservative added to sample(s)?

Client ID	pH	Date	Initials

TestAmerica Cooler Receipt Form/Narrative
North Canton Facility

Client ID	pH	Date	Initials

Cooler #	Temp. °C	Method	Coolant
TA no #	2.2	IR 1	Ice 1
TA no #	3.3		

Discrepancies Cont'd:

TestAmerica
THE LEADER IN ENVIRONMENTAL TESTING

GCMS VOLATILE DATA

TestAmerica
THE LEADER IN ENVIRONMENTAL TESTING

QC SUMMARY DATA

SW846 8260B SURROGATE RECOVERY

Lab Name: TestAmerica Laboratories, Inc. Client: Science Applications International Cor

Lab Code: TALCAN SDG No:

Lot #: A0B180429

Extraction: XXA15QKWA

	CLIENT ID.	SRG01	SRG02	SRG03	SRG04	TOT OUT
01	INTRA-LAB QC	98	97	108	98	00
02	B12SS-038M-5040-SO(VOC)	107	97	109	98	00
03	ATASS-015M-5036-SO(VOCS)	102	97	101	99	00
04	METHOD BLK. LV4QN1AA	97	99	101	96	00
05	METHOD BLK. LV6FR1AA	95	94	99	94	00
06	LCS LV4QN1AC	90	104	101	94	00
07	LCS LV6FR1AC	96	101	101	97	00
08	LAB MS/MSD D	94	101	108	96	00
09	LCSD LV4QN1AD	90	102	101	93	00
10	LCSD LV6FR1AD	90	101	104	94	00
11	LAB MS/MSD S	90	99	102	99	00

SURROGATES		QC LIMITS
SRG01	= 1,2-Dichloroethane-d4	(61-130)
SRG02	= Toluene-d8	(85-115)
SRG03	= 4-Bromofluorobenzene	(85-120)
SRG04	= Dibromofluoromethane	(59-138)

\# Column to be used to flag recovery values
* Values outside of required QC Limits
D System monitoring Compound diluted out

FORM II

SW846 8260B CHECK SAMPLE RECOVERY

Lab Name: TestAmerica Laboratories, Inc. Client: Science Applications International Corp

Lab Code: TALCAN SDG No:

Lot #: A0B260000 WO #: LV4QN1AC
BATCH: 0057113

COMPOUND	SPIKE ADDED (ug/kg)	SAMPLE CONCENT. (ug/kg)	% REC	QC LIMITS REC	QUAL
1,1-Dichloroethene	50	54	108	65 - 135	
Trichloroethene	50	57	114	75 - 125	
Benzene	50	50	99	75 - 125	
Toluene	50	53	107	70 - 125	
Chlorobenzene	50	50	100	75 - 125	
Acetone	50	62	124	20 - 160	
Bromodichloromethane	50	52	103	70 - 130	
Bromoform	50	54	109	55 - 135	
Bromomethane	50	47	94	30 - 160	
2-Butanone	50	47	95	30 - 160	
Bromochloromethane	50	50	100	70 - 125	
Carbon disulfide	50	51	103	45 - 160	
Carbon tetrachloride	50	63	125	65 - 135	
Chloroethane	50	45	89	40 - 155	
Chloroform	50	49	99	70 - 125	
Chloromethane	50	40	81	50 - 130	
1,2-Dibromo-3-chloropropa	50	58	116	40 - 135	
1,2-Dibromoethane	50	53	106	70 - 125	
1,3-Dichlorobenzene	50	51	102	70 - 125	
1,4-Dichlorobenzene	50	48	97	70 - 125	
1,2-Dichlorobenzene	50	51	101	75 - 120	
Dichlorodifluoromethane	50	37	75	35 - 135	
1,1-Dichloroethane	50	51	102	75 - 125	
1,2-Dichloroethane	50	49	98	70 - 135	
trans-1,2-Dichloroethene	50	52	105	65 - 135	
cis-1,2-Dichloroethene	50	51	102	65 - 125	
1,2-Dichloropropane	50	51	102	70 - 120	
cis-1,3-Dichloropropene	50	49	98	70 - 125	
trans-1,3-Dichloropropene	50	53	106	65 - 125	
Ethylbenzene	50	55	109	75 - 125	
2-Hexanone	50	55	110	45 - 145	

(Continued on next page)

SW846 8260B CHECK SAMPLE RECOVERY

Lab Name: TestAmerica Laboratories, Inc. Client: Science Applications International Corp

Lab Code: TALCAN SDG No:

Lot #: A0B260000 WO #: LV4QN1AC
BATCH: 0057113

COMPOUND	SPIKE ADDED (ug/kg)	SAMPLE CONCENT. (ug/kg)	% REC	QC LIMITS REC	QUAL
Methylene chloride	50	51	102	55 - 140	
4-Methyl-2-pentanone	50	53	106	45 - 145	
Naphthalene	50	55	110	40 - 125	
Styrene	50	55	109	75 - 125	
1,1,1,2-Tetrachloroethane	50	52	105	75 - 125	
1,1,2,2-Tetrachloroethane	50	44	87	55 - 130	
Tetrachloroethene	50	52	105	65 - 140	
1,1,2-Trichloroethane	50	52	104	60 - 125	
1,1,1-Trichloroethane	50	53	107	70 - 135	
Trichlorofluoromethane	50	59	117	25 - 185	
Xylenes (total)	150	170	111	75 - 125	
o-Xylene	50	56	112	75 - 125	
m-Xylene & p-Xylene	100	110	110	80 - 125	
Vinyl chloride	50	45	90	60 - 125	
Isopropylbenzene	50	55	110	75 - 130	
1,1-Dichloropropene	50	53	106	70 - 135	
1,2,3-Trichlorobenzene	50	52	103	60 - 135	
1,2,3-Trichloropropane	50	58	116	65 - 130	
1,2,4-Trichlorobenzene	50	55	110	65 - 130	
2,2-Dichloropropane	50	49	98	65 - 135	
2-Chlorotoluene	50	56	112	70 - 130	
4-Chlorotoluene	50	55	109	75 - 125	
Bromobenzene	50	51	103	65 - 120	
Dibromomethane	50	51	103	75 - 130	
Hexachlorobutadiene	50	50	100	55 - 140	
n-Butylbenzene	50	55	110	65 - 140	
n-Propylbenzene	50	55	111	65 - 135	
p-Isopropyltoluene	50	54	108	75 - 135	
sec-Butylbenzene	50	55	109	65 - 130	
tert-Butylbenzene	50	55	110	65 - 130	
1,2,4-Trimethylbenzene	50	57	113	65 - 135	

(Continued on next page)

SW846 8260B CHECK SAMPLE RECOVERY

Lab Name: TestAmerica Laboratories, Inc. Client: Science Applications International Corp

Lab Code: TALCAN SDG No:

Lot #: A0B260000 WO #: LV4QN1AC
BATCH: 0057113

COMPOUND	SPIKE ADDED (ug/kg)	SAMPLE CONCENT. (ug/kg)	% REC	QC LIMITS REC	QUAL
1,3,5-Trimethylbenzene	50	56	111	65- 135	

NOTES(S):

* Values outside of QC limits

Spike Recovery: 0 out of 63 outside limits

COMMENTS:

FORM III

SW846 8260B CHECK SAMPLE DUPLICATE RECOVERY

Lab Name: TestAmerica Laboratories, Inc. Client: Science Applications International Corp

Lab Code: TALCAN SDG No:

Lot #: A0B260000 WO #: LV4QN1AD
BATCH: 0057113

COMPOUND	SPIKE ADDED (ug/kg)	SAMPLE CONCENT. (ug/kg)	% REC	QC LIMITS REC	QUAL
1,1-Dichloroethene	50	50	100	65 - 135	
Trichloroethene	50	47	94	75 - 125	
Benzene	50	47	95	75 - 125	
Toluene	50	51	102	70 - 125	
Chlorobenzene	50	48	97	75 - 125	
Acetone	50	63	125	20 - 160	
Bromodichloromethane	50	48	97	70 - 130	
Bromoform	50	53	105	55 - 135	
Bromomethane	50	44	87	30 - 160	
2-Butanone	50	47	95	30 - 160	
Bromochloromethane	50	47	95	70 - 125	
Carbon disulfide	50	47	94	45 - 160	
Carbon tetrachloride	50	59	118	65 - 135	
Chloroethane	50	42	85	40 - 155	
Chloroform	50	47	95	70 - 125	
Chloromethane	50	37	74	50 - 130	
1,2-Dibromo-3-chloropropa	50	56	112	40 - 135	
1,2-Dibromoethane	50	51	103	70 - 125	
1,3-Dichlorobenzene	50	49	98	70 - 125	
1,4-Dichlorobenzene	50	47	94	70 - 125	
1,2-Dichlorobenzene	50	49	99	75 - 120	
Dichlorodifluoromethane	50	35	70	35 - 135	
1,1-Dichloroethane	50	50	100	75 - 125	
1,2-Dichloroethane	50	47	95	70 - 135	
trans-1,2-Dichloroethene	50	49	99	65 - 135	
cis-1,2-Dichloroethene	50	50	100	65 - 125	
1,2-Dichloropropane	50	48	96	70 - 120	
cis-1,3-Dichloropropene	50	47	93	70 - 125	
trans-1,3-Dichloropropene	50	51	102	65 - 125	
Ethylbenzene	50	52	104	75 - 125	
2-Hexanone	50	53	107	45 - 145	

(Continued on next page)

SW846 8260B CHECK SAMPLE DUPLICATE RECOVERY

Lab Name: TestAmerica Laboratories, Inc. Client: Science Applications International Corp

Lab Code: TALCAN SDG No:

Lot #: A0B260000 WO #: LV4QN1AD
BATCH: 0057113

COMPOUND	SPIKE ADDED (ug/kg)	SAMPLE CONCENT. (ug/kg)	% REC	QC LIMITS REC	QUAL
Methylene chloride	50	47	95	55 - 140	
4-Methyl-2-pentanone	50	53	106	45 - 145	
Naphthalene	50	54	107	40 - 125	
Styrene	50	52	103	75 - 125	
1,1,1,2-Tetrachloroethane	50	51	103	75 - 125	
1,1,2,2-Tetrachloroethane	50	52	104	55 - 130	
Tetrachloroethene	50	50	100	65 - 140	
1,1,2-Trichloroethane	50	49	99	60 - 125	
1,1,1-Trichloroethane	50	51	103	70 - 135	
Trichlorofluoromethane	50	54	109	25 - 185	
Xylenes (total)	150	160	105	75 - 125	
o-Xylene	50	54	108	75 - 125	
m-Xylene & p-Xylene	100	100	104	80 - 125	
Vinyl chloride	50	43	86	60 - 125	
Isopropylbenzene	50	54	108	75 - 130	
1,1-Dichloropropene	50	50	100	70 - 135	
1,2,3-Trichlorobenzene	50	50	99	60 - 135	
1,2,3-Trichloropropane	50	57	114	65 - 130	
1,2,4-Trichlorobenzene	50	52	103	65 - 130	
2,2-Dichloropropane	50	47	94	65 - 135	
2-Chlorotoluene	50	54	108	70 - 130	
4-Chlorotoluene	50	53	106	75 - 125	
Bromobenzene	50	51	101	65 - 120	
Dibromomethane	50	48	96	75 - 130	
Hexachlorobutadiene	50	48	95	55 - 140	
n-Butylbenzene	50	53	105	65 - 140	
n-Propylbenzene	50	53	106	65 - 135	
p-Isopropyltoluene	50	52	104	75 - 135	
sec-Butylbenzene	50	53	106	65 - 130	
tert-Butylbenzene	50	53	107	65 - 130	
1,2,4-Trimethylbenzene	50	54	109	65 - 135	

(Continued on next page)

SW846 8260B CHECK SAMPLE DUPLICATE RECOVERY

Lab Name: TestAmerica Laboratories, Inc. Client: Science Applications International Corp

Lab Code: TALCAN SDG No:

Lot #: A0B260000 WO #: LV4QN1AD
BATCH: 0057113

COMPOUND	SPIKE ADDED (ug/kg)	SAMPLE CONCENT. (ug/kg)	% REC	QC LIMITS REC	QUAL
1,3,5-Trimethylbenzene	50	54	107	65- 135	

NOTES(S):

* Values outside of QC limits

Spike Recovery: 0 out of 63 outside limits

COMMENTS:

FORM III

SW846 8260B CHECK SAMPLE RECOVERY

Lab Name: TestAmerica Laboratories, Inc. Client: Science Applications International Corp

Lab Code: TALCAN SDG No:

Lot #: A0C010000 WO #: LV6FR1AC
BATCH: 0060098

COMPOUND	SPIKE ADDED (ug/kg)	SAMPLE CONCENT. (ug/kg)	% REC	QC LIMITS REC	QUAL
1,1-Dichloroethene	50	57	113	65 - 135	
Trichloroethene	50	51	102	75 - 125	
Benzene	50	51	102	75 - 125	
Toluene	50	52	105	70 - 125	
Chlorobenzene	50	51	101	75 - 125	
Acetone	50	62	125	20 - 160	
Bromodichloromethane	50	53	106	70 - 130	
Bromoform	50	55	110	55 - 135	
Bromomethane	50	51	102	30 - 160	
2-Butanone	50	47	93	30 - 160	
Bromochloromethane	50	52	104	70 - 125	
Carbon disulfide	50	55	109	45 - 160	
Carbon tetrachloride	50	67	134	65 - 135	
Chloroethane	50	47	94	40 - 155	
Chloroform	50	52	104	70 - 125	
Chloromethane	50	41	81	50 - 130	
1,2-Dibromo-3-chloropropa	50	57	114	40 - 135	
1,2-Dibromoethane	50	52	103	70 - 125	
1,3-Dichlorobenzene	50	51	103	70 - 125	
1,4-Dichlorobenzene	50	49	98	70 - 125	
1,2-Dichlorobenzene	50	51	102	75 - 120	
Dichlorodifluoromethane	50	35	69	35 - 135	
1,1-Dichloroethane	50	54	108	75 - 125	
1,2-Dichloroethane	50	51	103	70 - 135	
trans-1,2-Dichloroethene	50	56	111	65 - 135	
cis-1,2-Dichloroethene	50	53	106	65 - 125	
1,2-Dichloropropane	50	50	100	70 - 120	
cis-1,3-Dichloropropene	50	50	99	70 - 125	
trans-1,3-Dichloropropene	50	50	101	65 - 125	
Ethylbenzene	50	55	110	75 - 125	
2-Hexanone	50	52	104	45 - 145	

(Continued on next page)

SW846 8260B CHECK SAMPLE RECOVERY

Lab Name: TestAmerica Laboratories, Inc. Client: Science Applications International Corp

Lab Code: TALCAN SDG No:

Lot #: A0C010000 WO #: LV6FR1AC
BATCH: 0060098

COMPOUND	SPIKE ADDED (ug/kg)	SAMPLE CONCENT. (ug/kg)	% REC	QC LIMITS REC	QUAL
Methylene chloride	50	52	105	55 - 140	
4-Methyl-2-pentanone	50	51	101	45 - 145	
Naphthalene	50	54	109	40 - 125	
Styrene	50	56	111	75 - 125	
1,1,1,2-Tetrachloroethane	50	53	107	75 - 125	
1,1,2,2-Tetrachloroethane	50	52	103	55 - 130	
Tetrachloroethene	50	52	104	65 - 140	
1,1,2-Trichloroethane	50	50	101	60 - 125	
1,1,1-Trichloroethane	50	58	115	70 - 135	
Trichlorofluoromethane	50	61	121	25 - 185	
Xylenes (total)	150	170	113	75 - 125	
o-Xylene	50	57	115	75 - 125	
m-Xylene & p-Xylene	100	110	113	80 - 125	
Vinyl chloride	50	47	93	60 - 125	
Isopropylbenzene	50	57	114	75 - 130	
1,1-Dichloropropene	50	55	110	70 - 135	
1,2,3-Trichlorobenzene	50	52	103	60 - 135	
1,2,3-Trichloropropane	50	55	111	65 - 130	
1,2,4-Trichlorobenzene	50	53	106	65 - 130	
2,2-Dichloropropane	50	55	110	65 - 135	
2-Chlorotoluene	50	56	112	70 - 130	
4-Chlorotoluene	50	55	109	75 - 125	
Bromobenzene	50	51	103	65 - 120	
Dibromomethane	50	51	102	75 - 130	
Hexachlorobutadiene	50	50	100	55 - 140	
n-Butylbenzene	50	55	110	65 - 140	
n-Propylbenzene	50	55	109	65 - 135	
p-Isopropyltoluene	50	55	110	75 - 135	
sec-Butylbenzene	50	55	110	65 - 130	
tert-Butylbenzene	50	55	111	65 - 130	
1,2,4-Trimethylbenzene	50	56	113	65 - 135	

(Continued on next page)

SW846 8260B CHECK SAMPLE RECOVERY

Lab Name: TestAmerica Laboratories, Inc. Client: Science Applications International Corp

Lab Code: TALCAN SDG No:

Lot #: A0C010000 WO #: LV6FR1AC
BATCH: 0060098

COMPOUND	SPIKE ADDED (ug/kg)	SAMPLE CONCENT. (ug/kg)	% REC	QC LIMITS REC	QUAL
1,3,5-Trimethylbenzene	50	55	111	65- 135	

NOTES(S):

* Values outside of QC limits

Spike Recovery: 0 out of 63 outside limits

COMMENTS:

FORM III

SW846 8260B CHECK SAMPLE DUPLICATE RECOVERY

Lab Name: TestAmerica Laboratories, Inc. Client: Science Applications International Corp

Lab Code: TALCAN SDG No:

Lot #: A0C010000 WO #: LV6FR1AD
BATCH: 0060098

COMPOUND	SPIKE ADDED (ug/kg)	SAMPLE CONCENT. (ug/kg)	% REC	QC LIMITS REC	QUAL
1,1-Dichloroethene	50	56	111	65 - 135	
Trichloroethene	50	50	101	75 - 125	
Benzene	50	50	100	75 - 125	
Toluene	50	53	107	70 - 125	
Chlorobenzene	50	51	102	75 - 125	
Acetone	50	61	121	20 - 160	
Bromodichloromethane	50	51	102	70 - 130	
Bromoform	50	52	105	55 - 135	
Bromomethane	50	51	102	30 - 160	
2-Butanone	50	43	87	30 - 160	
Bromochloromethane	50	50	100	70 - 125	
Carbon disulfide	50	55	109	45 - 160	
Carbon tetrachloride	50	65	131	65 - 135	
Chloroethane	50	47	94	40 - 155	
Chloroform	50	50	101	70 - 125	
Chloromethane	50	41	83	50 - 130	
1,2-Dibromo-3-chloropropa	50	52	103	40 - 135	
1,2-Dibromoethane	50	51	102	70 - 125	
1,3-Dichlorobenzene	50	53	105	70 - 125	
1,4-Dichlorobenzene	50	50	99	70 - 125	
1,2-Dichlorobenzene	50	52	103	75 - 120	
Dichlorodifluoromethane	50	34	67	35 - 135	
1,1-Dichloroethane	50	53	107	75 - 125	
1,2-Dichloroethane	50	50	99	70 - 135	
trans-1,2-Dichloroethene	50	55	109	65 - 135	
cis-1,2-Dichloroethene	50	52	104	65 - 125	
1,2-Dichloropropane	50	49	99	70 - 120	
cis-1,3-Dichloropropene	50	48	95	70 - 125	
trans-1,3-Dichloropropene	50	50	100	65 - 125	
Ethylbenzene	50	55	110	75 - 125	
2-Hexanone	50	48	95	45 - 145	

(Continued on next page)

SW846 8260B CHECK SAMPLE DUPLICATE RECOVERY

Lab Name: TestAmerica Laboratories, Inc. Client: Science Applications International Corp

Lab Code: TALCAN SDG No:

Lot #: A0C010000 WO #: LV6FR1AD
BATCH: 0060098

COMPOUND	SPIKE ADDED (ug/kg)	SAMPLE CONCENT. (ug/kg)	% REC	QC LIMITS REC	QUAL
Methylene chloride	50	52	104	55 - 140	
4-Methyl-2-pentanone	50	46	92	45 - 145	
Naphthalene	50	52	103	40 - 125	
Styrene	50	55	110	75 - 125	
1,1,1,2-Tetrachloroethane	50	54	108	75 - 125	
1,1,2,2-Tetrachloroethane	50	50	99	55 - 130	
Tetrachloroethene	50	52	105	65 - 140	
1,1,2-Trichloroethane	50	49	98	60 - 125	
1,1,1-Trichloroethane	50	57	114	70 - 135	
Trichlorofluoromethane	50	61	122	25 - 185	
Xylenes (total)	150	170	114	75 - 125	
o-Xylene	50	58	115	75 - 125	
m-Xylene & p-Xylene	100	110	113	80 - 125	
Vinyl chloride	50	47	94	60 - 125	
Isopropylbenzene	50	57	115	75 - 130	
1,1-Dichloropropene	50	54	107	70 - 135	
1,2,3-Trichlorobenzene	50	52	104	60 - 135	
1,2,3-Trichloropropane	50	55	110	65 - 130	
1,2,4-Trichlorobenzene	50	56	111	65 - 130	
2,2-Dichloropropane	50	54	108	65 - 135	
2-Chlorotoluene	50	58	116	70 - 130	
4-Chlorotoluene	50	56	113	75 - 125	
Bromobenzene	50	53	105	65 - 120	
Dibromomethane	50	49	97	75 - 130	
Hexachlorobutadiene	50	52	104	55 - 140	
n-Butylbenzene	50	57	114	65 - 140	
n-Propylbenzene	50	57	115	65 - 135	
p-Isopropyltoluene	50	57	114	75 - 135	
sec-Butylbenzene	50	57	113	65 - 130	
tert-Butylbenzene	50	58	115	65 - 130	
1,2,4-Trimethylbenzene	50	58	117	65 - 135	

(Continued on next page)

SW846 8260B CHECK SAMPLE DUPLICATE RECOVERY

Lab Name: TestAmerica Laboratories, Inc. Client: Science Applications International Corp

Lab Code: TALCAN SDG No:

Lot #: A0C010000 WO #: LV6FR1AD
BATCH: 0060098

COMPOUND	SPIKE ADDED (ug/kg)	SAMPLE CONCENT. (ug/kg)	% REC	QC LIMITS REC	QUAL
1,3,5-Trimethylbenzene	50	57	114	65 - 135	

NOTES(S):

* Values outside of QC limits

Spike Recovery: 0 out of 63 outside limits

COMMENTS:

FORM III

SW846 8260B MATRIX SPIKE/MATRIX SPIKE DUPLICATE RECOVERY

Lab Name: TestAmerica Laboratories, Inc. Client: Science Applications International Corp

Lab Code: TALCAN SDG No:

Matrix Spike ID: LAB MS/MSD Level: (low/med) LOW

Lot #: A0B160474 WO #: LVQVL1CF
BATCH: 0057113

COMPOUND	SPIKE ADDED (ug/kg)	SAMPLE CONCENT. (ug/kg)	MS CONCENT. (ug/kg)	MS % REC	LIMITS REC	QUAL
1,1-Dichloroethene	70	ND	87	123	65- 135	
Trichloroethene	70	ND	65	93	75- 125	
Benzene	70	ND	70	100	75- 125	
Toluene	70	0.80	69	97	70- 125	
Chlorobenzene	70	ND	61	87	75- 125	
Acetone	70	49	130	113	20- 160	
Bromodichloromethane	70	ND	57	82	70- 130	
Bromoform	70	ND	49	70	55- 135	
Bromomethane	70	ND	71	101	30- 160	
2-Butanone	70	6.5	57	71	30- 160	
Bromochloromethane	70	ND	72	102	70- 125	
Carbon disulfide	70	ND	79	112	45- 160	
Carbon tetrachloride	70	ND	55	79	65- 135	
Chloroethane	70	ND	77	109	40- 155	
Chloroform	70	ND	75	107	70- 125	
Chloromethane	70	ND	61	87	50- 130	
1,2-Dibromo-3-chloropropa	70	ND	59	83	40- 135	
1,2-Dibromoethane	70	ND	63	90	70- 125	
1,3-Dichlorobenzene	70	ND	55	78	70- 125	
1,4-Dichlorobenzene	70	ND	51	73	70- 125	
1,2-Dichlorobenzene	70	ND	53	76	75- 120	
Dichlorodifluoromethane	70	ND	61	87	35- 135	
1,1-Dichloroethane	70	ND	78	111	75- 125	
1,2-Dichloroethane	70	ND	68	97	70- 135	
trans-1,2-Dichloroethene	70	ND	79	112	65- 135	
cis-1,2-Dichloroethene	70	ND	75	106	65- 125	
1,2-Dichloropropane	70	ND	66	93	70- 120	
cis-1,3-Dichloropropene	70	ND	49	69*	70- 125	a

(Continued on next page)

SW846 8260B MATRIX SPIKE/MATRIX SPIKE DUPLICATE RECOVERY

Lab Name: TestAmerica Laboratories, Inc. Client: Science Applications International Corp

Lab Code: TALCAN SDG No:

Matrix Spike ID: LAB MS/MSD Level: (low/med) LOW

Lot #: A0B160474 WO #: LVQVL1CF
BATCH: 0057113

COMPOUND	SPIKE ADDED (ug/kg)	SAMPLE CONCENT. (ug/kg)	MS CONCENT. (ug/kg)	MS % REC	LIMITS REC	QUAL
trans-1,3-Dichloropropene	70	ND	51	73	65- 125	
Ethylbenzene	70	ND	66	94	75- 125	
2-Hexanone	70	ND	55	78	45- 145	
Methylene chloride	70	ND	87	123	55- 140	
4-Methyl-2-pentanone	70	ND	61	87	45- 145	
Naphthalene	70	ND	34	48	40- 125	
Styrene	70	ND	60	85	75- 125	
1,1,1,2-Tetrachloroethane	70	ND	66	94	75- 125	
1,1,2,2-Tetrachloroethane	70	ND	68	96	55- 130	
Tetrachloroethene	70	ND	65	92	65- 140	
1,1,2-Trichloroethane	70	ND	64	92	60- 125	
1,1,1-Trichloroethane	70	ND	85	121	70- 135	
Trichlorofluoromethane	70	ND	88	125	25- 185	
Xylenes (total)	210	ND	210	97	37- 162	
o-Xylene	70	ND	70	100	75- 125	
m-Xylene & p-Xylene	140	ND	130	96	80- 125	
Vinyl chloride	70	ND	74	106	60- 125	
Methyl tert-butyl ether (	70	ND	76	108	40- 140	
Isopropylbenzene	70	ND	67	96	75- 130	
1,1-Dichloropropene	70	ND	73	103	70- 135	
1,2,3-Trichlorobenzene	70	ND	32	46*	60- 135	a
1,2,3-Trichloropropane	70	ND	74	105	65- 130	
1,2,4-Trichlorobenzene	70	ND	35	49*	65- 130	a
2,2-Dichloropropane	70	ND	87	124	65- 135	
2-Chlorotoluene	70	ND	66	94	70- 130	
4-Chlorotoluene	70	ND	62	88	75- 125	
Bromobenzene	70	ND	62	88	65- 120	
Dibromomethane	70	ND	68	97	75- 130	

(Continued on next page)

SW846 8260B MATRIX SPIKE/MATRIX SPIKE DUPLICATE RECOVERY

Lab Name: TestAmerica Laboratories, Inc. Client: Science Applications International Corp

Lab Code: TALCAN SDG No:

Matrix Spike ID: LAB MS/MSD Level: (low/med) LOW

Lot #: A0B160474 WO #: LVQVL1CF
BATCH: 0057113

COMPOUND	SPIKE ADDED (ug/kg)	SAMPLE CONCENT. (ug/kg)	MS CONCENT. (ug/kg)	MS % REC	LIMITS REC	QUAL
Hexachlorobutadiene	70	ND	32	46*	55 - 140	a
n-Butylbenzene	70	ND	47	67	65 - 140	
n-Propylbenzene	70	ND	63	90	65 - 135	
p-Isopropyltoluene	70	ND	54	77	75 - 135	
sec-Butylbenzene	70	ND	58	82	65 - 130	
tert-Butylbenzene	70	ND	62	88	65 - 130	
1,2,4-Trimethylbenzene	70	ND	62	89	65 - 135	
1,3,5-Trimethylbenzene	70	ND	62	88	65 - 135	

NOTES(S):

Results and reporting limits have been adjusted for dry weight.

a Spiked analyte recovery is outside stated control limits.

Column to be used to flag recovery and RPD values with an asterisk
* Values outside of QC limits

RPD: 0 out of 0 outside limits
Spike Recovery: 4 out of 64 outside limits

COMMENTS:

FORM III

SW846 8260B MATRIX SPIKE/MATRIX SPIKE DUPLICATE RECOVERY

Lab Name: TestAmerica Laboratories, Inc. Client: Science Applications International Corp

Lab Code: TALCAN SDG No:

Matrix Spike ID: LAB MS/MSD Level: (low/med) LOW

Lot #: A0B160474 WO #: LVQVL1CG
BATCH: 0057113

COMPOUND	SPIKE ADDED (ug/kg)	MSD CONCENT. (ug/kg)	MSD % REC	% RPD	QC LIMITS RPD	QC LIMITS REC	QUAL
1,1-Dichloroethene	70	71	101	20	35	65- 135	
Trichloroethene	70	63	89	4.0	30	75- 125	
Benzene	70	64	92	8.5	30	75- 125	
Toluene	70	67	94	3.6	30	70- 125	
Chlorobenzene	70	59	85	3.1	30	75- 125	
Acetone	70	110	84	17	37	20- 160	
Bromodichloromethane	70	59	83	1.9	30	70- 130	
Bromoform	70	52	74	4.8	30	55- 135	
Bromomethane	70	57	81	22	30	30- 160	
2-Butanone	70	59	75	4.2	33	30- 160	
Bromochloromethane	70	66	94	7.6	30	70- 125	
Carbon disulfide	70	64	91	21	36	45- 160	
Carbon tetrachloride	70	58	82	4.0	30	65- 135	
Chloroethane	70	62	89	21	30	40- 155	
Chloroform	70	64	91	16	30	70- 125	
Chloromethane	70	48	68	25	30	50- 130	
1,2-Dibromo-3-chloropropa	70	62	89	6.1	30	40- 135	
1,2-Dibromoethane	70	64	91	1.2	30	70- 125	
1,3-Dichlorobenzene	70	54	77	2.0	30	70- 125	
1,4-Dichlorobenzene	70	50	72	1.8	30	70- 125	
1,2-Dichlorobenzene	70	53	75	0.87	30	75- 120	
Dichlorodifluoromethane	70	50	72	19	30	35- 135	
1,1-Dichloroethane	70	67	95	16	47	75- 125	
1,2-Dichloroethane	70	65	92	5.1	43	70- 135	
trans-1,2-Dichloroethene	70	66	94	17	30	65- 135	
cis-1,2-Dichloroethene	70	65	93	14	30	65- 125	
1,2-Dichloropropane	70	65	92	1.7	30	70- 120	
cis-1,3-Dichloropropene	70	55	78	12	40	70- 125	

(Continued on next page)

SW846 8260B MATRIX SPIKE/MATRIX SPIKE DUPLICATE RECOVERY

Lab Name: TestAmerica Laboratories, Inc. Client: Science Applications International Corp

Lab Code: TALCAN SDG No:

Matrix Spike ID: LAB MS/MSD Level:(low/med) LOW

Lot #: A0B160474 WO #: LVQVL1CG
BATCH: 0057113

COMPOUND	SPIKE ADDED	MSD CONCENT.	MSD % REC	% RPD	QC LIMITS RPD	QC LIMITS REC	QUAL
trans-1,3-Dichloropropene	70	57	81	10	31	65- 125	
Ethylbenzene	70	64	91	2.9	30	75- 125	
2-Hexanone	70	64	92	16	31	45- 145	
Methylene chloride	70	68	96	24	30	55- 140	
4-Methyl-2-pentanone	70	68	96	9.6	39	45- 145	
Naphthalene	70	41	58	18	30	40- 125	
Styrene	70	59	84	1.1	30	75- 125	
1,1,1,2-Tetrachloroethane	70	61	86	9.0	30	75- 125	
1,1,2,2-Tetrachloroethane	70	68	97	0.98	30	55- 130	
Tetrachloroethene	70	63	89	3.5	30	65- 140	
1,1,2-Trichloroethane	70	63	90	1.6	30	60- 125	
1,1,1-Trichloroethane	70	71	102	18	30	70- 135	
Trichlorofluoromethane	70	74	105	18	30	25- 185	
Xylenes (total)	210	190	92	6.1	30	37- 162	
o-Xylene	70	65	92	8.5	30	75- 125	
m-Xylene & p-Xylene	140	130	91	4.9	30	80- 125	
Vinyl chloride	70	61	86	20	30	60- 125	
Methyl tert-butyl ether (	70	70	100	7.7	50	40- 140	
Isopropylbenzene	70	61	87	10	30	75- 130	
1,1-Dichloropropene	70	68	97	6.5	30	70- 135	
1,2,3-Trichlorobenzene	70	36	51*	9.7	30	60- 135	a
1,2,3-Trichloropropane	70	75	107	1.7	30	65- 130	
1,2,4-Trichlorobenzene	70	37	53*	7.6	30	65- 130	a
2,2-Dichloropropane	70	67	95	27	30	65- 135	
2-Chlorotoluene	70	64	91	3.5	30	70- 130	
4-Chlorotoluene	70	61	86	1.6	30	75- 125	
Bromobenzene	70	62	88	0.69	30	65- 120	
Dibromomethane	70	68	97	0.43	30	75- 130	

(Continued on next page)

SW846 8260B MATRIX SPIKE/MATRIX SPIKE DUPLICATE RECOVERY

Lab Name: TestAmerica Laboratories, Inc. Client: Science Applications International Corp

Lab Code: TALCAN SDG No:

Matrix Spike ID: LAB MS/MSD Level: (low/med) LOW

Lot #: A0B160474 WO #: LVQVL1CG
BATCH: 0057113

COMPOUND	SPIKE ADDED	MSD CONCENT.	MSD % REC	% RPD	QC LIMITS RPD	QC LIMITS REC	QUAL
Hexachlorobutadiene	70	35	50*	10	50	55 - 140	a
n-Butylbenzene	70	50	71	6.8	30	65 - 140	
n-Propylbenzene	70	62	89	1.6	30	65 - 135	
p-Isopropyltoluene	70	54	77	0.89	30	75 - 135	
sec-Butylbenzene	70	58	82	0.48	30	65 - 130	
tert-Butylbenzene	70	61	87	1.4	30	65 - 130	
1,2,4-Trimethylbenzene	70	61	86	2.9	30	65 - 135	
1,3,5-Trimethylbenzene	70	62	88	0.20	30	65 - 135	

NOTES (S):

Results and reporting limits have been adjusted for dry weight.

a Spiked analyte recovery is outside stated control limits.

Column to be used to flag recovery and RPD values with an asterisk
* Values outside of QC limits

RPD: 0 out of 64 outside limits
Spike Recovery: 3 out of 64 outside limits

COMMENTS:

FORM III

SW846 8260B METHOD BLANK SUMMARY

BLANK WORKORDER NO.: LV4QN1AA

Lab Name: TestAmerica Laboratories, Inc.

Lab Code: TALCAN

SDG Number:

Lab File ID: LV4QN1AA.

Lot Number: A0B180429

Date Analyzed: 02/25/10

Time Analyzed: 14:09

Matrix: SOLID

Date Extracted:02/25/10

GC Column: DB624 ID: .18

Extraction Method: 5030B

Instrument ID: UX14

Level:(low/med) LOW

THIS METHOD BLANK APPLIES TO THE FOLLOWING SAMPLES, LCS, LCSD, MS , MSD:

	CLIENT ID.	SAMPLE WORK ORDER #	LAB FILE ID	DATE ANALYZED	TIME ANALYZED
01	INTRA-LAB QC	LVQVL1AN	148202.D	02/25/10	19:13
02	LAB MS/MSD	LVQVL1CF S	148203.D	02/25/10	19:35
03	LAB MS/MSD	LVQVL1CG D	148204.D	02/25/10	19:57
04	ATASS-015M-5036-SO(VOCS)	LVTT71AC	148206.D	02/25/10	20:40
05	CHECK SAMPLE	LV4QN1AC C	LV4QN1AC.	02/25/10	13:02
06	DUPLICATE CHECK	LV4QN1AD L	LV4QN1AD.	02/25/10	13:24
07					
08					
09					
10					
11					
12					
13					
14					
15					
16					
17					
18					
19					
20					
21					
22					
23					
24					
25					
26					
27					
28					
29					
30					

COMMENTS:

FORM IV

SW846 8260B METHOD BLANK SUMMARY

BLANK WORKORDER NO.: LV6FR1AA

Lab Name: TestAmerica Laboratories, Inc.

Lab Code: TALCAN

SDG Number:

Lab File ID: LV6FR1AA.

Lot Number: A0B180429

Date Analyzed: 02/26/10

Time Analyzed: 13:41

Matrix: SOLID

Date Extracted:02/26/10

GC Column: DB624 ID: .18

Extraction Method: 5030B

Instrument ID: UX14

Level:(low/med) LOW

THIS METHOD BLANK APPLIES TO THE FOLLOWING SAMPLES, LCS, LCSD, MS , MSD:

	CLIENT ID.	SAMPLE WORK ORDER #	LAB FILE ID	DATE ANALYZED	TIME ANALYZED
01	B12SS-038M-5040-SO(VOC)	LVTQ41AC	148225.D	02/26/10	15:51
02	CHECK SAMPLE	LV6FR1AC C	LV6FR1AC.	02/26/10	12:36
03	DUPLICATE CHECK	LV6FR1AD L	LV6FR1AD.	02/26/10	12:57
04					
05					
06					
07					
08					
09					
10					
11					
12					
13					
14					
15					
16					
17					
18					
19					
20					
21					
22					
23					
24					
25					
26					
27					
28					
29					
30					

COMMENTS:

FORM IV

5A

VOLATILE ORGANIC GC/MS TUNING AND MASS CALIBRATION - BROMOFLUOROBENZENE (BFB)

Lab Name: NORTH CANTON Contract:

Lab Code: TACAN Case No.: SAS No.: SDG No.: A0B180429

Lab File ID: BFB14310 BFB Injection Date: 01/14/10

Instrument ID: A3UX14 BFB Injection Time: 1000

Matrix: (soil/water) SOIL Level: (low/med) LOW Column: (pack/cap) CAP

m/e	ION ABUNDANCE CRITERIA	% RELATIVE ABUNDANCE
50	15.0 - 40.0% of mass 95	18.2
75	30.0 - 60.0% of mass 95	44.5
95	Base Peak, 100% relative abundance	100.0
96	5.0 - 9.0% of mass 95	6.6
173	Less than 2.0% of mass 174	0.2 (0.2)1
174	50.0 - 120.0% of mass 95	84.8
175	5.0 - 9.0% of mass 174	6.0 (7.1)1
176	Greater than 95.0%, but less than 101.0% of mass 174	81.7 (96.4)1
177	5.0 - 9.0% of mass 176	5.4 (6.6)2

1-Value is % of mass 174 2-Value is % of mass 176

THIS TUNE APPLIES TO THE FOLLOWING SAMPLES, MS, MSD, BLANKS, AND STANDARDS:

	EPA SAMPLE NO.	LAB SAMPLE ID	LAB FILE ID	DATE ANALYZED	TIME ANALYZED
01	VSTD200	1000NG-IC	147352	01/14/10	1045
02	VSTD100	500NG-IC	147353	01/14/10	1107
03	VSTD050	250NG-IC	147354	01/14/10	1129
04	VSTD020	100NG-IC	147355	01/14/10	1151
05	VSTD010	50NG-IC	147356	01/14/10	1214
06	VSTD005	25NG-IC	147357	01/14/10	1236
07	VSTD002	10NG-IC	147358	01/14/10	1259
08	VSTD001	5NG-IC	147359	01/14/10	1321
09	VSTD200	1000NG-BMIC	147362	01/14/10	1430
10	VSTD100	500NG-BMIC	147363	01/14/10	1453
11	VSTD050	250NG-BMIC	147364	01/14/10	1516
12	VSTD020	100NG-BMIC	147365	01/14/10	1539
13	VSTD010	50NG-BMIC	147366	01/14/10	1603
14	VSTD005	25NG-BMIC	147367	01/14/10	1627
15	VSTD002	10NG-BMIC	147368	01/14/10	1650
16	VSTD001	5NG-BMIC	147369	01/14/10	1714
17					
18					
19					
20					
21					
22					

5A

VOLATILE ORGANIC GC/MS TUNING AND MASS CALIBRATION - BROMOFLUOROBENZENE (BFB)

Lab Name: NORTH CANTON Contract:

Lab Code: TACAN Case No.: SAS No.: SDG No.: A0B180429

Lab File ID: BFB14338 BFB Injection Date: 02/25/10

Instrument ID: A3UX14 BFB Injection Time: 1110

Matrix: (soil/water) SOIL Level: (low/med) LOW Column: (pack/cap) CAP

m/e	ION ABUNDANCE CRITERIA	% RELATIVE ABUNDANCE
50	15.0 - 40.0% of mass 95	18.4
75	30.0 - 60.0% of mass 95	44.9
95	Base Peak, 100% relative abundance	100.0
96	5.0 - 9.0% of mass 95	6.7
173	Less than 2.0% of mass 174	0.2 (0.2)1
174	50.0 - 120.0% of mass 95	86.0
175	5.0 - 9.0% of mass 174	6.1 (7.1)1
176	Greater than 95.0%, but less than 101.0% of mass 174	83.0 (96.6)1
177	5.0 - 9.0% of mass 176	5.3 (6.3)2

1-Value is % of mass 174 2-Value is % of mass 176

THIS TUNE APPLIES TO THE FOLLOWING SAMPLES, MS, MSD, BLANKS, AND STANDARDS:

	EPA SAMPLE NO.	LAB SAMPLE ID	LAB FILE ID	DATE ANALYZED	TIME ANALYZED
01	VSTD050	250NG-CC	148182	02/25/10	1154
02	LV4QNCHK	LV4QN1AC	LV4QN1AC	02/25/10	1302
03	LV4QNCKDUP	LV4QN1AD	LV4QN1AD	02/25/10	1324
04	LV4QNBLK	LV4QN1AA	LV4QN1AA	02/25/10	1409
05	ATASS-015M-5	LVTT71AC	148206	02/25/10	2040
06					
07					
08					
09					
10					
11					
12					
13					
14					
15					
16					
17					
18					
19					
20					
21					
22					

5A

VOLATILE ORGANIC GC/MS TUNING AND MASS CALIBRATION - BROMOFLUOROBENZENE (BFB)

Lab Name: NORTH CANTON Contract:

Lab Code: TACAN Case No.: SAS No.: SDG No.: A0B180429

Lab File ID: BFB14339 BFB Injection Date: 02/26/10

Instrument ID: A3UX14 BFB Injection Time: 1048

Matrix: (soil/water) SOIL Level: (low/med) LOW Column: (pack/cap) CAP

m/e	ION ABUNDANCE CRITERIA	% RELATIVE ABUNDANCE
50	15.0 - 40.0% of mass 95	17.9
75	30.0 - 60.0% of mass 95	43.8
95	Base Peak, 100% relative abundance	100.0
96	5.0 - 9.0% of mass 95	7.0
173	Less than 2.0% of mass 174	0.4 (0.4)1
174	50.0 - 120.0% of mass 95	85.9
175	5.0 - 9.0% of mass 174	6.0 (7.0)1
176	Greater than 95.0%, but less than 101.0% of mass 174	83.1 (96.7)1
177	5.0 - 9.0% of mass 176	5.4 (6.5)2

1-Value is % of mass 174 2-Value is % of mass 176

THIS TUNE APPLIES TO THE FOLLOWING SAMPLES, MS, MSD, BLANKS, AND STANDARDS:

	EPA SAMPLE NO.	LAB SAMPLE ID	LAB FILE ID	DATE ANALYZED	TIME ANALYZED
01	VSTD050	250NG-CC	148213	02/26/10	1130
02	LV6FRCHK	LV6FR1AC	LV6FR1AC	02/26/10	1236
03	LV6FRCKDUP	LV6FR1AD	LV6FR1AD	02/26/10	1257
04	LV6FRBLK	LV6FR1AA	LV6FR1AA	02/26/10	1341
05	B12SS-038M-5	LVTQ41AC	148225	02/26/10	1551
06					
07					
08					
09					
10					
11					
12					
13					
14					
15					
16					
17					
18					
19					
20					
21					
22					

8A

VOLATILE INTERNAL STANDARD AREA SUMMARY

Lab Name: NORTH CANTON Contract:

Lab Code: TACAN Case No.: SAS No.: SDG No.: A0B180429

Lab File ID (Standard): 148182 Date Analyzed: 02/25/10

Instrument ID: A3UX14 Time Analyzed: 1154

Matrix: (soil/water) SOIL Level: (low/med) LOW Column: (pack/cap) CAP

		IS1 AREA #	RT	IS2 (CBZ) AREA #	RT	IS3 (DCB) AREA #	RT
	12 HOUR STD	1478249	6.60	1013027	9.33	566289	11.31
	UPPER LIMIT	2956498	7.10	2026054	9.83	1132578	11.81
	LOWER LIMIT	739125	6.10	506514	8.83	283145	10.81
	EPA SAMPLE NO.						
01	LV4QNCHK	1428528	6.60	1017901	9.33	556904	11.31
02	LV4QNCKDUP	1507353	6.60	1052965	9.33	575998	11.31
03	LV4QNBLK	1335921	6.60	967326	9.33	514501	11.31
04	ATASS-015M-5	1082438	6.60	789527	9.33	387764	11.31
05							
06							
07							
08							
09							
10							
11							
12							
13							
14							
15							
16							
17							
18							
19							
20							
21							
22							

IS1 = Fluorobenzene
IS2 (CBZ) = Chlorobenzene-d5
IS3 (DCB) = 1,4-Dichlorobenzene-d4

UPPER LIMIT = +100% of internal standard area.
LOWER LIMIT = - 50% of internal standard area.

Column used to flag internal standard area values with an asterisk.

8A
VOLATILE INTERNAL STANDARD AREA SUMMARY

Lab Name: NORTH CANTON Contract:

Lab Code: TACAN Case No.: SAS No.: SDG No.: A0B180429

Lab File ID (Standard): 148213 Date Analyzed: 02/26/10

Instrument ID: A3UX14 Time Analyzed: 1130

Matrix: (soil/water) SOIL Level: (low/med) LOW Column: (pack/cap) CAP

		IS1 AREA #	RT	IS2 (CBZ) AREA #	RT	IS3 (DCB) AREA #	RT
	12 HOUR STD	1312011	6.60	965181	9.33	531218	11.31
	UPPER LIMIT	2624022	7.10	1930362	9.83	1062436	11.81
	LOWER LIMIT	656006	6.10	482591	8.83	265609	10.81
	EPA SAMPLE NO.						
01	LV6FRCHK	1286060	6.60	949703	9.33	535712	11.31
02	LV6FRCKDUP	1347350	6.60	961680	9.33	524167	11.31
03	LV6FRBLK	1293874	6.60	933757	9.33	498117	11.31
04	B12SS-038M-5	910518	6.60	674453	9.33	292133	11.31
05							
06							
07							
08							
09							
10							
11							
12							
13							
14							
15							
16							
17							
18							
19							
20							
21							
22							

IS1 = Fluorobenzene
IS2 (CBZ) = Chlorobenzene-d5
IS3 (DCB) = 1,4-Dichlorobenzene-d4

UPPER LIMIT = +100% of internal standard area.
LOWER LIMIT = - 50% of internal standard area.

Column used to flag internal standard area values with an asterisk.

TestAmerica
THE LEADER IN ENVIRONMENTAL TESTING

SAMPLE DATA

Science Applications International Corp

Client Sample ID: B12SS-038M-5040-SO(VOC)

GC/MS Volatiles

Lot-Sample #...: A0B180429-005 **Work Order #...:** LVTQ41AC **Matrix.....:** SO
Date Sampled...: 02/16/10 13:10 **Date Received..:** 02/17/10
Prep Date.....: 02/26/10 **Analysis Date..:** 02/26/10
Prep Batch #...: 0060098
Dilution Factor: 1 **Initial Wgt/Vol:** 5 g **Final Wgt/Vol..:** 5 mL
% Moisture.....: 30 **Method.....:** SW846 8260B

PARAMETER	RESULT	REPORTING LIMIT	UNITS	MDL
Carbon tetrachloride	ND	7.2	ug/kg	0.53
Chlorobenzene	ND	7.2	ug/kg	0.47
Acetone	**18 J,B**	**29**	**ug/kg**	**9.1**
Benzene	ND	7.2	ug/kg	0.33
Bromochloromethane	ND	7.2	ug/kg	1.0
Bromodichloromethane	ND	7.2	ug/kg	0.40
Bromoform	ND	7.2	ug/kg	0.47
Bromomethane	ND	7.2	ug/kg	0.78
2-Butanone	**3.5 J,B**	**29**	**ug/kg**	**2.0**
Carbon disulfide	ND	7.2	ug/kg	0.63
Dibromochloromethane	ND	7.2	ug/kg	0.79
Chloroethane	ND	7.2	ug/kg	1.2
Chloroform	ND	7.2	ug/kg	0.42
Chloromethane	ND	7.2	ug/kg	0.59
1,2-Dibromoethane	ND	7.2	ug/kg	0.72
1,1-Dichloroethane	ND	7.2	ug/kg	0.52
1,2-Dichloroethane	ND	7.2	ug/kg	0.49
1,1-Dichloroethene	ND	7.2	ug/kg	0.75
1,2-Dichloroethene (total)	ND	7.2	ug/kg	1.1
1,2-Dichloropropane	ND	7.2	ug/kg	0.99
cis-1,3-Dichloropropene	ND	7.2	ug/kg	0.49
trans-1,3-Dichloropropene	ND	7.2	ug/kg	0.78
Ethylbenzene	ND	7.2	ug/kg	0.37
2-Hexanone	ND	29	ug/kg	0.91
Methylene chloride	ND	7.2	ug/kg	0.96
4-Methyl-2-pentanone	ND	29	ug/kg	0.78
Styrene	ND	7.2	ug/kg	0.22
1,1,2,2-Tetrachloroethane	ND	7.2	ug/kg	0.49
Tetrachloroethene	ND	7.2	ug/kg	0.75
Toluene	**0.46 J**	**7.2**	**ug/kg**	**0.39**
1,1,1-Trichloroethane	ND	7.2	ug/kg	0.81
1,1,2-Trichloroethane	ND	7.2	ug/kg	0.56
Trichloroethene	ND	7.2	ug/kg	0.60
Vinyl chloride	ND	7.2	ug/kg	0.56
Xylenes (total)	ND	14	ug/kg	0.96

(Continued on next page)

Science Applications International Corp

Client Sample ID: B12SS-038M-5040-SO(VOC)

GC/MS Volatiles

Lot-Sample #...: A0B180429-005 **Work Order #...:** LVTQ41AC **Matrix.....:** SO

SURROGATE	PERCENT RECOVERY	RECOVERY LIMITS
1,2-Dichloroethane-d4	107	(61 - 130)
Toluene-d8	97	(85 - 115)
4-Bromofluorobenzene	109	(85 - 120)
Dibromofluoromethane	98	(59 - 138)

NOTE(S):

Results and reporting limits have been adjusted for dry weight.

J Estimated: The analyte was positively identified; the quanitation is estimated.

B Method blank contamination. The associated method blank contains the target analyte at a reportable level.

Data File: \\cansvr11\dd\chem\MSV\a3ux14.i\R00226A.b\148225.D
Report Date: 26-Feb-2010 16:41

TestAmerica North Canton

VOLATILE REPORT SW-846 Method 8260A/8260B

Data file : \\cansvr11\dd\chem\MSV\a3ux14.i\R00226A.b\148225.D
Lab Smp Id: LVTQ41AC Client Smp ID: B12SS-038M-5040-SO(
Inj Date : 26-FEB-2010 15:51
Operator : 2807 Inst ID: a3ux14.i
Smp Info : LVTQ41AC,5G/5ML
Misc Info : R00226A,8260SUX14,,2807
Comment :
Method : \\cansvr11\dd\chem\MSV\a3ux14.i\R00226A.b\8260SUX14.m
Meth Date : 26-Feb-2010 12:32 macenczaks Quant Type: ISTD
Cal Date : 14-JAN-2010 15:16 Cal File: 147364.D
Als bottle: 14
Dil Factor: 1.00000
Integrator: HP RTE Compound Sublist: 4-8260+IX.sub
Target Version: 4.14
Processing Host: CANSVR11

Concentration Formula: Amt * DF * 1/Vo * CpndVariable

Name	Value	Description
DF	1.000	Dilution Factor
Vo	5.000	Sample Volume
Va	100.000	Injection Volume
Cpnd Variable		Local Compound Variable

Compounds	QUANT SIG MASS	RT	EXP RT	REL RT	RESPONSE	CONCENTRATIONS ON-COLUMN (ng)	FINAL (UG/KG)
* 1 Fluorobenzene	96	6.599	6.599	(1.000)	910518	250.000	
* 2 Chlorobenzene-d5	117	9.333	9.333	(1.000)	674453	250.000	
* 3 1,4-Dichlorobenzene-d4	152	11.309	11.309	(1.000)	292133	250.000	
$ 4 Dibromofluoromethane	113	5.901	5.901	(0.894)	245287	244.523	48.904
$ 5 1,2-Dichloroethane-d4	65	6.244	6.244	(0.946)	275501	267.875	53.575
$ 6 Toluene-d8	98	8.090	8.090	(0.867)	887429	242.711	48.542
$ 7 Bromofluorobenzene	95	10.327	10.327	(0.913)	293976	271.395	54.279
8 Dichlorodifluoromethane	85	Compound Not Detected.					
9 Chloromethane	50	Compound Not Detected.					
10 Vinyl Chloride	62	Compound Not Detected.					
11 Bromomethane	94	Compound Not Detected.					
12 Chloroethane	64	Compound Not Detected.					
13 Trichlorofluoromethane	101	Compound Not Detected.					
15 Acrolein	56	Compound Not Detected.					
16 Acetone	43	2.931	2.931	(0.444)	34528	61.7342	12.347
17 1,1-Dichloroethene	96	Compound Not Detected.					
18 Freon-113	151	Compound Not Detected.					
19 Iodomethane	142	Compound Not Detected.					
20 Carbon Disulfide	76	Compound Not Detected.					
21 Methylene Chloride	84	Compound Not Detected.					

22 Acetonitrile	41	3.298	3.286 (0.500)	2284	18.9099	3.782
23 Acrylonitrile	53	Compound Not Detected.				

Data File: \\cansvr11\dd\chem\MSV\a3ux14.i\R00226A.b\148225.D
Report Date: 26-Feb-2010 16:41

	Compounds	QUANT SIG MASS	RT	EXP RT	REL RT	RESPONSE	CONCENTRATIONS ON-COLUMN (ng)	CONCENTRATIONS FINAL (UG/KG)
	24 Methyl tert-butyl ether	73	Compound Not Detected.					
	25 trans-1,2-Dichloroethene	96	Compound Not Detected.					
	26 Hexane	86	Compound Not Detected.					
	27 Vinyl acetate	43	Compound Not Detected.					
	154 Vinyl Acetate**2nd**	86	Compound Not Detected.					
	28 1,1-Dichloroethane	63	Compound Not Detected.					
	29 tert-Butyl Alcohol	59	Compound Not Detected.					
	30 2-Butanone	43	5.392	5.380	(0.817)	5628	12.0622	2.412
M	31 1,2-Dichloroethene (total)	96	Compound Not Detected.					
	32 cis-1,2-dichloroethene	96	Compound Not Detected.					
	33 2,2-Dichloropropane	77	Compound Not Detected.					
	34 Bromochloromethane	128	Compound Not Detected.					
	35 Chloroform	83	Compound Not Detected.					
	36 Tetrahydrofuran	42	Compound Not Detected.					
	37 1,1,1-Trichloroethane	97	Compound Not Detected.					
	38 1,1-Dichloropropene	75	Compound Not Detected.					
	39 Carbon Tetrachloride	117	Compound Not Detected.					
	40 1,2-Dichloroethane	62	Compound Not Detected.					
	41 Benzene	78	Compound Not Detected.					
	42 Trichloroethene	130	Compound Not Detected.					
	43 1,2-Dichloropropane	63	Compound Not Detected.					
	44 1,4-Dioxane	88	Compound Not Detected.					
	45 Dibromomethane	93	Compound Not Detected.					
	46 Bromodichloromethane	83	Compound Not Detected.					
	47 2-Chloroethyl vinyl ether	63	Compound Not Detected.					
	48 cis-1,3-Dichloropropene	75	Compound Not Detected.					
	49 4-Methyl-2-pentanone	43	Compound Not Detected.					
	50 Toluene	91	8.149	8.138	(0.873)	6353	1.59479	0.3190
	51 trans-1,3-Dichloropropene	75	Compound Not Detected.					
	52 Ethyl Methacrylate	69	Compound Not Detected.					
	53 1,1,2-Trichloroethane	97	Compound Not Detected.					
	54 1,3-Dichloropropane	76	Compound Not Detected.					
	55 Tetrachloroethene	164	Compound Not Detected.					
	56 2-Hexanone	43	Compound Not Detected.					
	57 Dibromochloromethane	129	Compound Not Detected.					
	58 1,2-Dibromoethane	107	Compound Not Detected.					
	59 Chlorobenzene	112	Compound Not Detected.					
	60 1,1,1,2-Tetrachloroethane	131	Compound Not Detected.					
	61 Ethylbenzene	106	Compound Not Detected.					
	62 m + p-Xylene	106	Compound Not Detected.					
M	63 Xylenes (total)	106	Compound Not Detected.					
	64 Xylene-o	106	Compound Not Detected.					
	65 Styrene	104	Compound Not Detected.					
	66 Bromoform	173	Compound Not Detected.					
	67 Isopropylbenzene	105	Compound Not Detected.					
	68 1,1,2,2-Tetrachloroethane	83	Compound Not Detected.					
	69 1,4-Dichloro-2-butene	53	Compound Not Detected.					
	70 1,2,3-Trichloropropane	110	Compound Not Detected.					
	71 Bromobenzene	156	Compound Not Detected.					
	72 n-Propylbenzene	120	Compound Not Detected.					
	73 2-Chlorotoluene	126	Compound Not Detected.					
	74 1,3,5-Trimethylbenzene	105	Compound Not Detected.					

75	4-Chlorotoluene	126	Compound Not Detected.
76	tert-Butylbenzene	119	Compound Not Detected.

Data File: \\cansvr11\dd\chem\MSV\a3ux14.i\R00226A.b\148225.D
Report Date: 26-Feb-2010 16:41

	Compounds	QUANT SIG MASS	RT	EXP RT	REL RT	RESPONSE	CONCENTRATIONS ON-COLUMN (ng)	FINAL (UG/KG)
77	1,2,4-Trimethylbenzene	105	Compound Not Detected.					
78	sec-Butylbenzene	105	Compound Not Detected.					
79	4-Isopropyltoluene	119	Compound Not Detected.					
80	1,3-Dichlorobenzene	146	Compound Not Detected.					
81	1,4-Dichlorobenzene	146	Compound Not Detected.					
82	n-Butylbenzene	91	Compound Not Detected.					
83	1,2-Dichlorobenzene	146	Compound Not Detected.					
84	1,2-Dibromo-3-chloropropane	157	Compound Not Detected.					
85	1,2,4-Trichlorobenzene	180	Compound Not Detected.					
86	Hexachlorobutadiene	225	Compound Not Detected.					
87	Naphthalene	128	Compound Not Detected.					
88	1,2,3-Trichlorobenzene	180	Compound Not Detected.					
146	2-Methylnaphthalene	142	Compound Not Detected.					
89	Ethyl Ether	59	Compound Not Detected.					
91	3-Chloropropene	76	Compound Not Detected.					
92	Isopropyl Ether	87	Compound Not Detected.					
93	2-Chloro-1,3-butadiene	53	Compound Not Detected.					
14	Dichlorofluoromethane	67	Compound Not Detected.					
94	Propionitrile	54	Compound Not Detected.					
95	Ethyl Acetate	43	Compound Not Detected.					
96	Methacrylonitrile	67	Compound Not Detected.					
97	Isobutanol	42	Compound Not Detected.					
99	n-Butanol	56	Compound Not Detected.					
100	Methyl Methacrylate	41	Compound Not Detected.					
25	Cyclohexanone	55	Compound Not Detected.					
101	2-Nitropropane	41	Compound Not Detected.					
98	Cyclohexane	56	5.972	5.960	(0.905)	2500	1.16950	0.2339
143	Methyl Acetate	43	Compound Not Detected.					
144	Methylcyclohexane	83	Compound Not Detected.					
141	1,3,5-Trichlorobenzene	180	Compound Not Detected.					
156	tert-Butyl Ethyl ether	59	Compound Not Detected.					
157	tert-Amyl Methyl ether	73	Compound Not Detected.					
158	1,2,3-Trimethylbenzene	105	Compound Not Detected.					

Data File: \\cansvr11\dd\chem\MSV\a3ux14.i\R00226A.b\148225.D
Report Date: 26-Feb-2010 16:41

TestAmerica North Canton

INTERNAL STANDARD COMPOUNDS
AREA AND RT SUMMARY

Instrument ID: a3ux14.i
Lab File ID: 148225.D
Lab Smp Id: LVTQ41AC
Analysis Type: VOA
Quant Type: ISTD
Operator: 2807
Method File: \\cansvr11\dd\chem\MSV\a3ux14.i\R00226A.b\8260SUX14.m
Misc Info: R00226A,8260SUX14,,2807

Calibration Date: 26-FEB-2010
Calibration Time: 11:30
Client Smp ID: B12SS-038M-5040-SO(
Level: LOW
Sample Type: SOIL

		AREA LIMIT			
COMPOUND	STANDARD	LOWER	UPPER	SAMPLE	%DIFF
1 Fluorobenzene	1312011	656006	2624022	910518	-30.60
2 Chlorobenzene-d5	965181	482591	1930362	674453	-30.12
3 1,4-Dichlorobenze	531218	265609	1062436	292133	-45.01

		RT LIMIT			
COMPOUND	STANDARD	LOWER	UPPER	SAMPLE	%DIFF
1 Fluorobenzene	6.60	6.10	7.10	6.60	-0.00
2 Chlorobenzene-d5	9.33	8.83	9.83	9.33	-0.00
3 1,4-Dichlorobenze	11.31	10.81	11.81	11.31	-0.00

AREA UPPER LIMIT = +100% of internal standard area.
AREA LOWER LIMIT = - 50% of internal standard area.
RT UPPER LIMIT = + 0.50 minutes of internal standard RT.
RT LOWER LIMIT = - 0.50 minutes of internal standard RT.

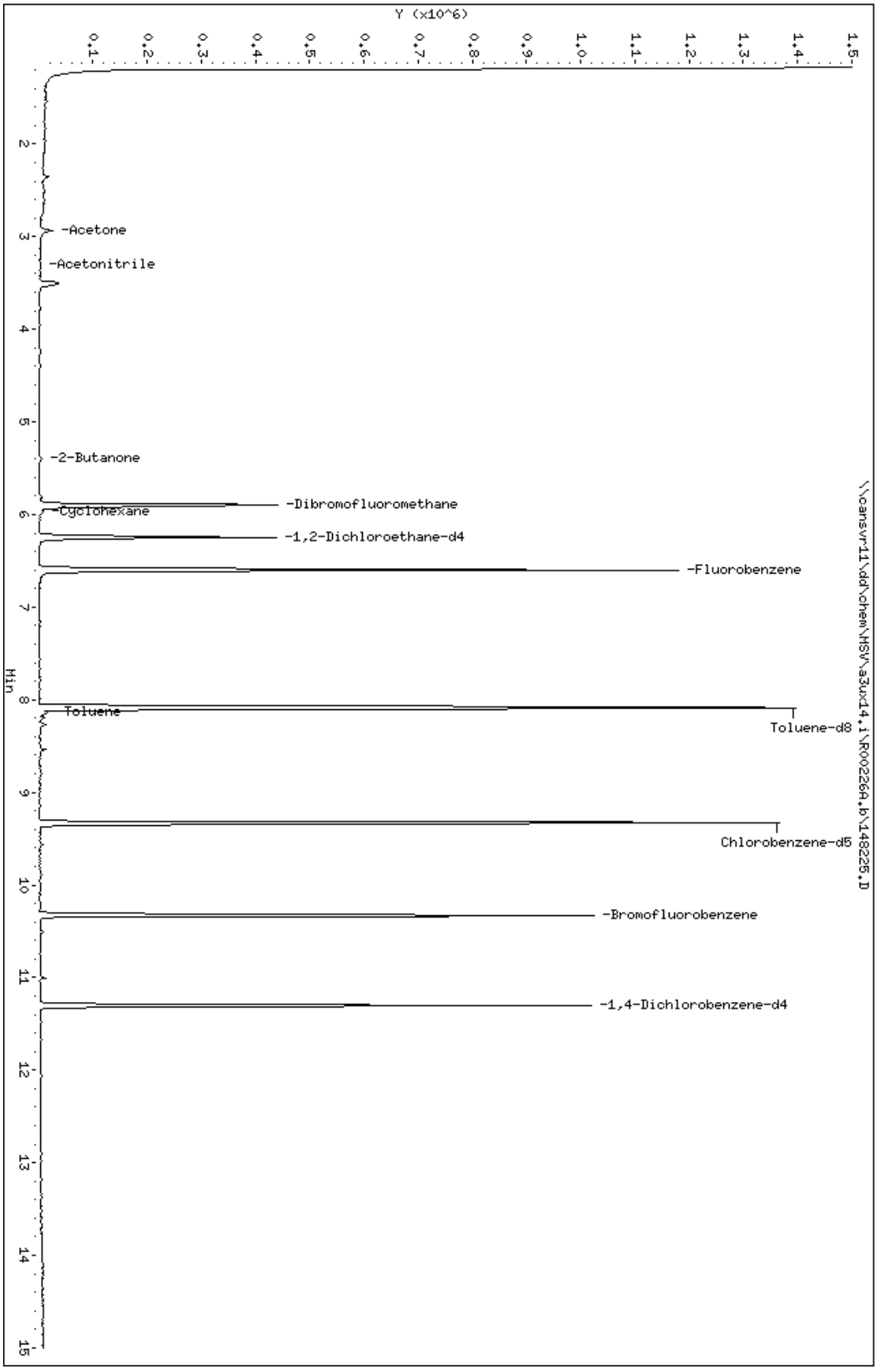
Data File: \\cansvr11\dd\chem\MSV\a3ux14.i\R00226A.b\148225.D
Date : 26-FEB-2010 15:51
Client ID: B12SS-038M-5040-SO(
Sample Info: LVTQ41AC,5G/5ML
Purge Volume: 5.0
Column Phase: DB624
Instrument: a3ux14.i
Operator: 2807
Column diameter: 0.18
Y (x10^6)
Min
-Acetone
-Acetonitrile
-2-Butanone
-Dibromofluoromethane
-Cyclohexane
-1,2-Dichloroethane-d4
-Fluorobenzene
Toluene
Toluene-d8
Chlorobenzene-d5
-Bromofluorobenzene
-1,4-Dichlorobenzene-d4
\\cansvr11\dd\chem\MSV\a3ux14.i\R00226A.b\148225.D

Data File: \\cansvr11\dd\chem\MSV\a3ux14.i\R00226A.b\148225.D

Date : 26-FEB-2010 15:51

Client ID: B12SS-038M-5040-SO(Instrument: a3ux14.i

Sample Info: LVTQ41AC,5G/5ML

Purge Volume: 5.0 Operator: 2807

Column phase: DB624 Column diameter: 0.18

16 Acetone Concentration: 12.347 UG/KG

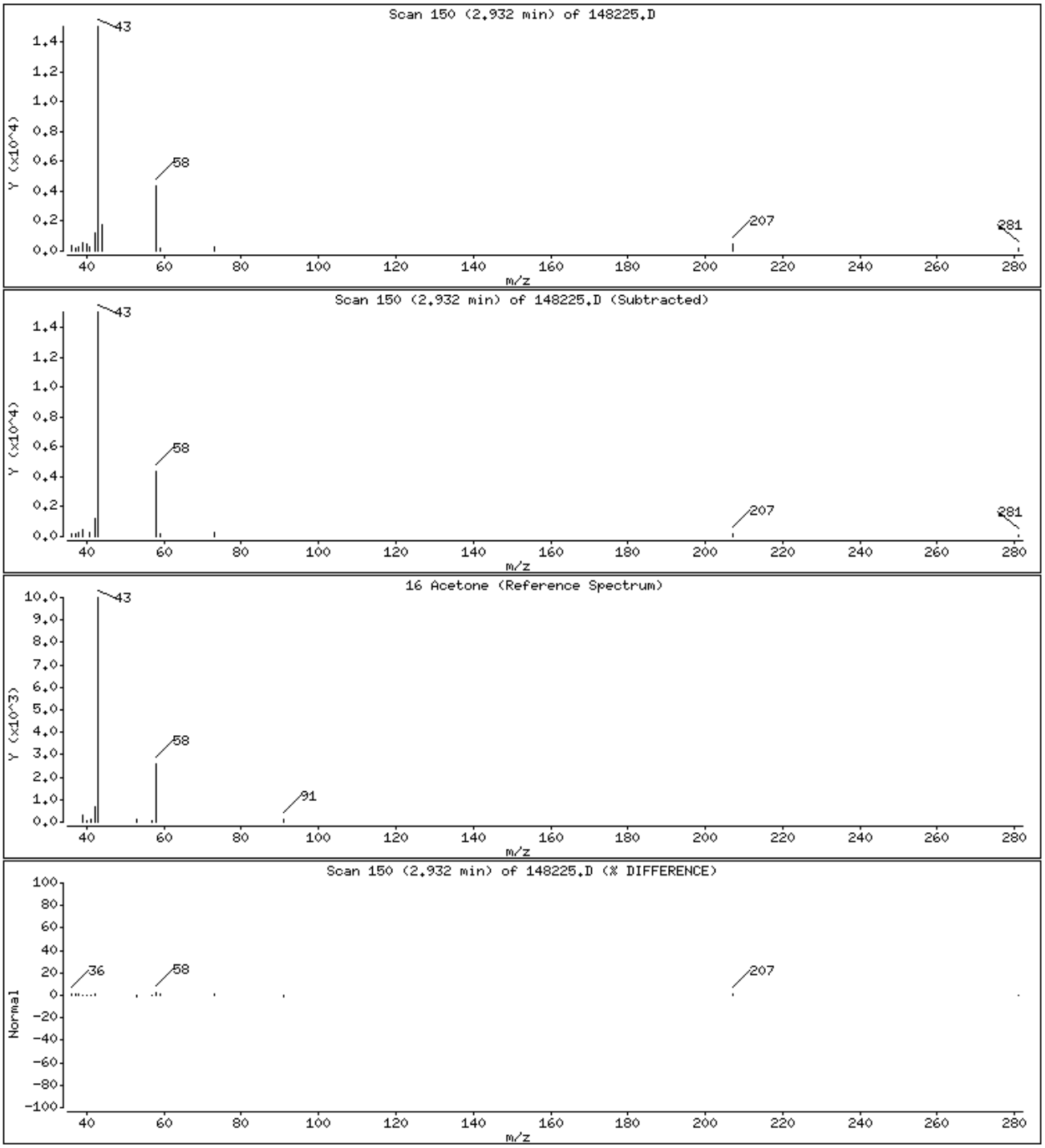

Data File: \\cansvr11\dd\chem\MSV\a3ux14.i\R00226A.b\148225.D

Date : 26-FEB-2010 15:51

Client ID: B12SS-038M-5040-SO(

Instrument: a3ux14.i

Sample Info: LVTQ41AC,5G/5ML

Purge Volume: 5.0

Operator: 2807

Column phase: DB624

Column diameter: 0.18

22 Acetonitrile

Concentration: 3.782 UG/KG

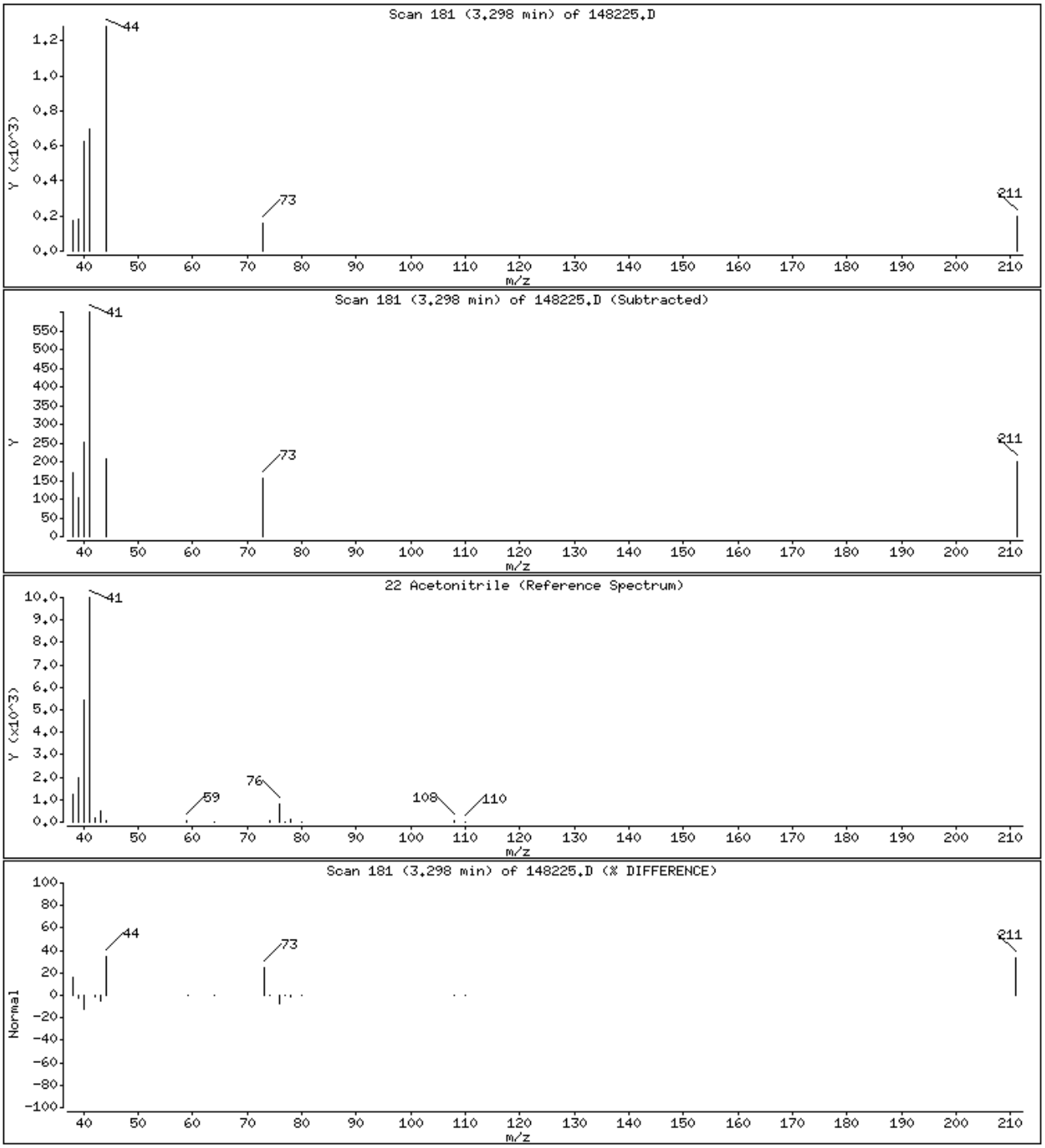

Data File: \\cansvr11\dd\chem\MSV\a3ux14.i\R00226A.b\148225.D

Date : 26-FEB-2010 15:51

Client ID: B12SS-038M-5040-SO(

Instrument: a3ux14.i

Sample Info: LVTQ41AC,5G/5ML

Purge Volume: 5.0

Operator: 2807

Column phase: DB624

Column diameter: 0.18

30 2-Butanone

Concentration: 2.412 UG/KG

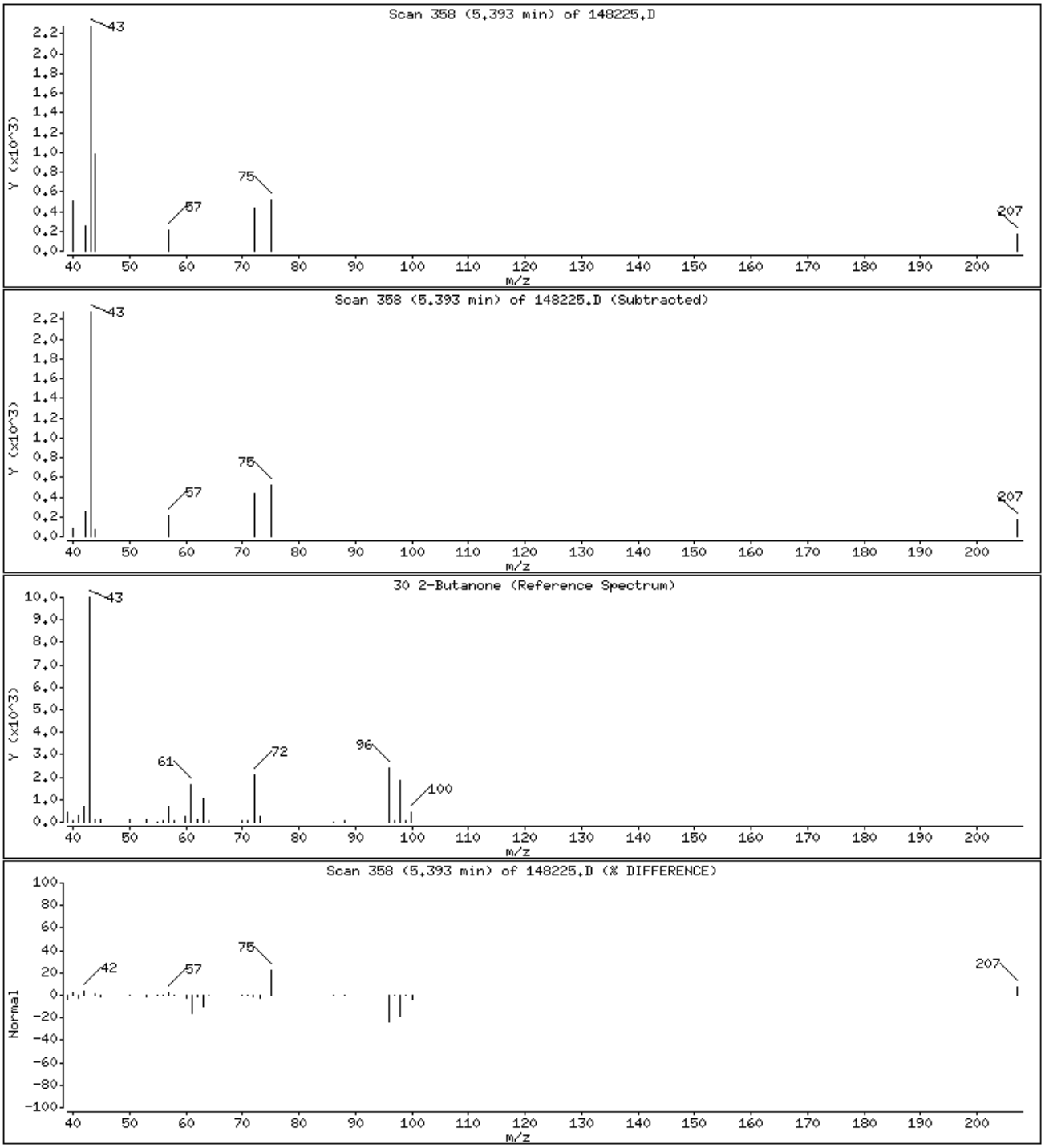

Data File: \\cansvr11\dd\chem\MSV\a3ux14.i\R00226A.b\148225.D

Date : 26-FEB-2010 15:51

Client ID: B12SS-038M-5040-SO(

Instrument: a3ux14.i

Sample Info: LVTQ41AC,5G/5ML

Purge Volume: 5.0

Operator: 2807

Column phase: DB624

Column diameter: 0.18

50 Toluene

Concentration: 0.3190 UG/KG

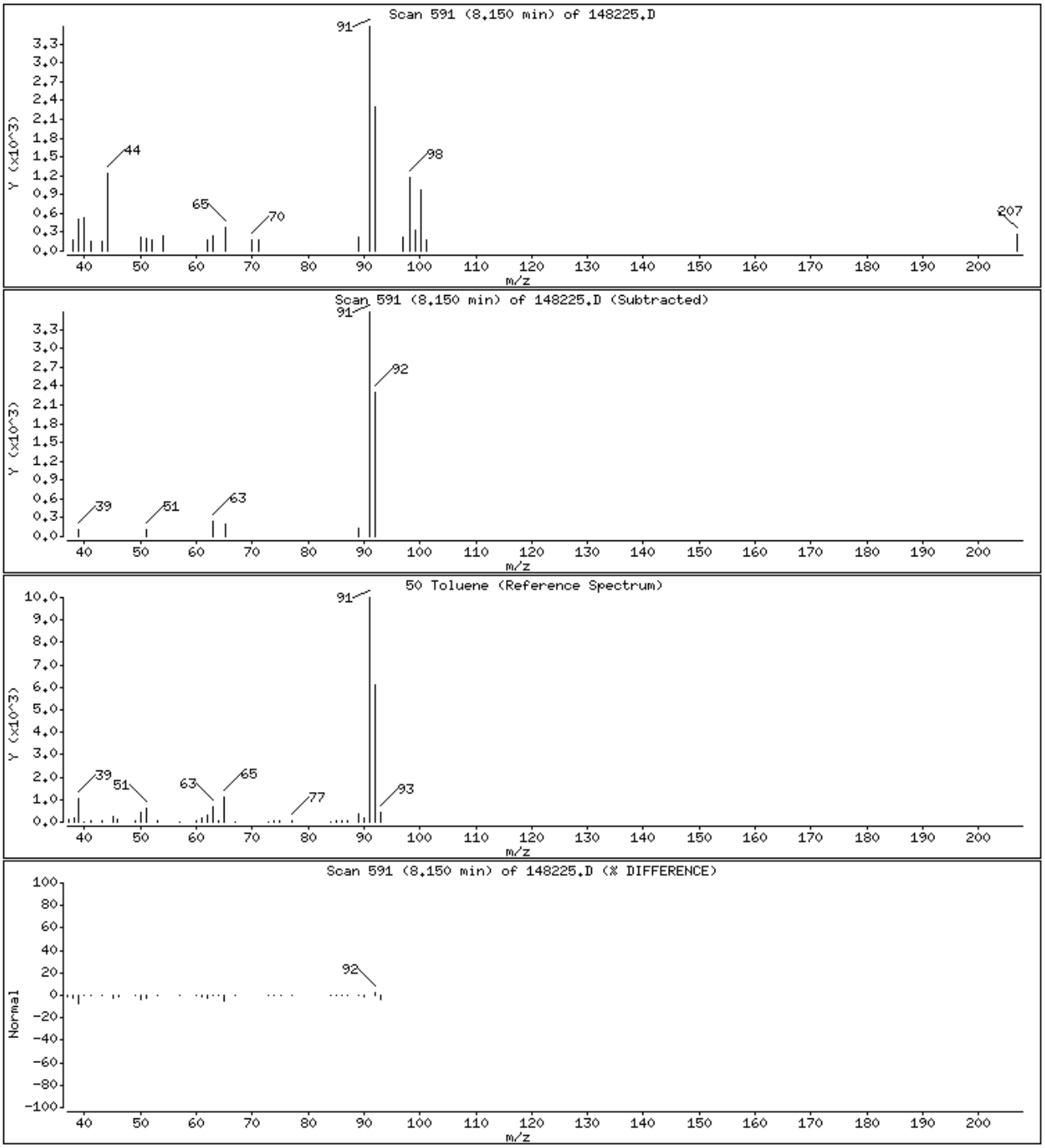

Data File: \\cansvr11\dd\chem\MSV\a3ux14.i\R00226A.b\148225.D

Date : 26-FEB-2010 15:51

Client ID: B12SS-038M-5040-SO(

Instrument: a3ux14.i

Sample Info: LVTQ41AC,5G/5ML

Purge Volume: 5.0

Operator: 2807

Column phase: DB624

Column diameter: 0.18

98 Cyclohexane

Concentration: 0.2339 UG/KG

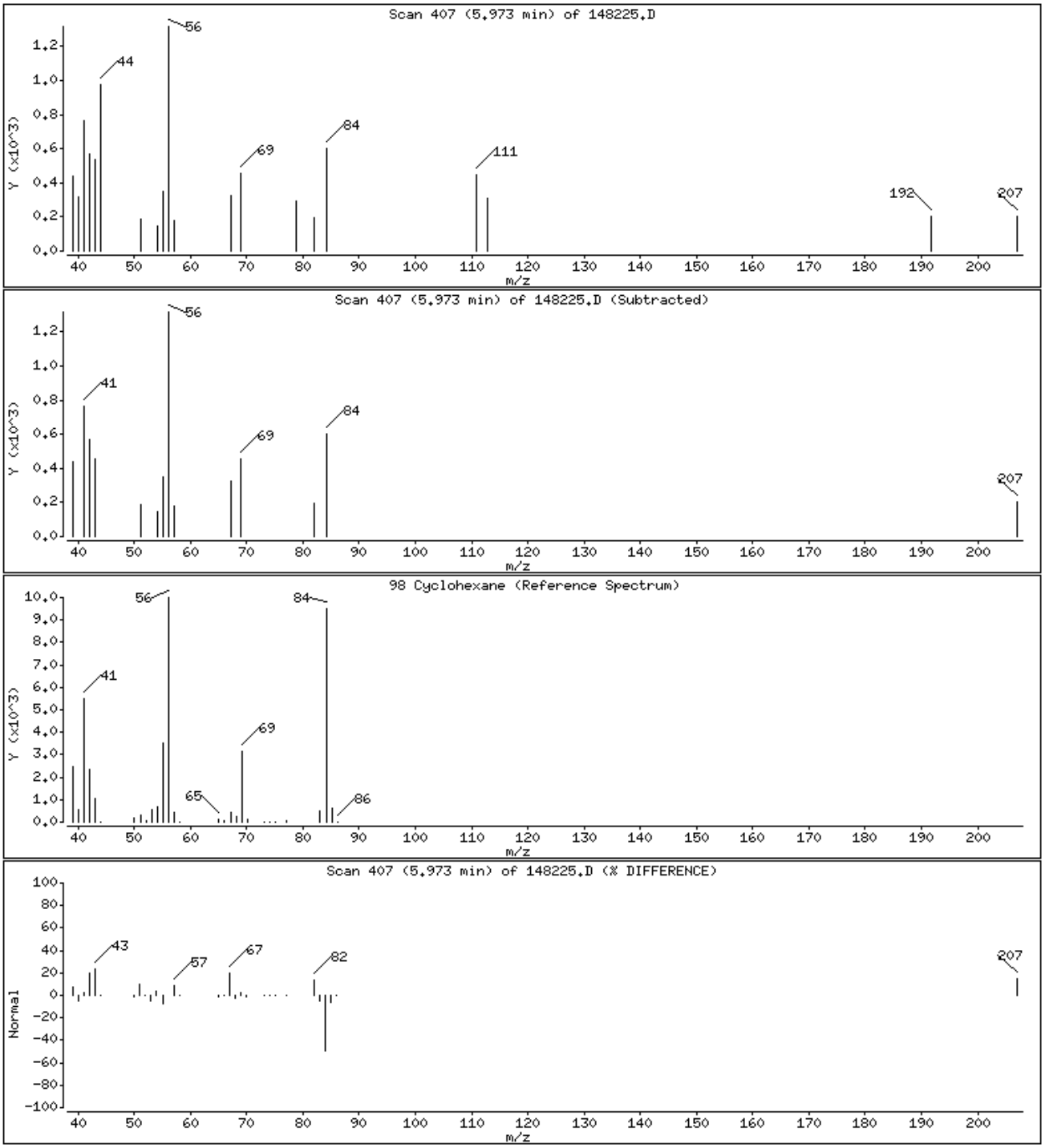

Science Applications International Corp

Client Sample ID: ATASS-015M-5036-SO(VOCS)

GC/MS Volatiles

Lot-Sample #...: A0B180429-013 **Work Order #...:** LVTT71AC **Matrix.....:** SO
Date Sampled...: 02/17/10 12:00 **Date Received..:** 02/17/10
Prep Date.....: 02/25/10 **Analysis Date..:** 02/25/10
Prep Batch #...: 0057113
Dilution Factor: 1 **Initial Wgt/Vol:** 5 g **Final Wgt/Vol..:** 5 mL
% Moisture.....: 25 **Method.....:** SW846 8260B

PARAMETER	RESULT	REPORTING LIMIT	UNITS	MDL
Carbon tetrachloride	ND	6.7	ug/kg	0.50
Chlorobenzene	ND	6.7	ug/kg	0.44
Acetone	ND	27	ug/kg	8.4
Benzene	ND	6.7	ug/kg	0.31
Bromochloromethane	ND	6.7	ug/kg	0.95
Bromodichloromethane	ND	6.7	ug/kg	0.38
Bromoform	ND	6.7	ug/kg	0.44
Bromomethane	ND	6.7	ug/kg	0.72
2-Butanone	ND	27	ug/kg	1.9
Carbon disulfide	ND	6.7	ug/kg	0.59
Dibromochloromethane	ND	6.7	ug/kg	0.74
Chloroethane	ND	6.7	ug/kg	1.2
Chloroform	ND	6.7	ug/kg	0.39
Chloromethane	ND	6.7	ug/kg	0.55
1,2-Dibromoethane	ND	6.7	ug/kg	0.67
1,1-Dichloroethane	ND	6.7	ug/kg	0.48
1,2-Dichloroethane	ND	6.7	ug/kg	0.46
1,1-Dichloroethene	ND	6.7	ug/kg	0.70
1,2-Dichloroethene (total)	ND	6.7	ug/kg	1.0
1,2-Dichloropropane	ND	6.7	ug/kg	0.92
cis-1,3-Dichloropropene	ND	6.7	ug/kg	0.46
trans-1,3-Dichloropropene	ND	6.7	ug/kg	0.72
Ethylbenzene	ND	6.7	ug/kg	0.35
2-Hexanone	ND	27	ug/kg	0.84
Methylene chloride	ND	6.7	ug/kg	0.90
4-Methyl-2-pentanone	ND	27	ug/kg	0.72
Styrene	ND	6.7	ug/kg	0.20
1,1,2,2-Tetrachloroethane	ND	6.7	ug/kg	0.46
Tetrachloroethene	ND	6.7	ug/kg	0.70
Toluene	**0.38 J,B**	**6.7**	**ug/kg**	**0.36**
1,1,1-Trichloroethane	ND	6.7	ug/kg	0.75
1,1,2-Trichloroethane	ND	6.7	ug/kg	0.52
Trichloroethene	ND	6.7	ug/kg	0.56
Vinyl chloride	ND	6.7	ug/kg	0.52
Xylenes (total)	ND	13	ug/kg	0.90

(Continued on next page)

Science Applications International Corp

Client Sample ID: ATASS-015M-5036-SO(VOCS)

GC/MS Volatiles

Lot-Sample #...: A0B180429-013 **Work Order #...:** LVTT71AC **Matrix.....:** SO

SURROGATE	PERCENT RECOVERY	RECOVERY LIMITS
1,2-Dichloroethane-d4	102	(61 - 130)
Toluene-d8	97	(85 - 115)
4-Bromofluorobenzene	101	(85 - 120)
Dibromofluoromethane	99	(59 - 138)

NOTE(S):

Results and reporting limits have been adjusted for dry weight.

J Estimated: The analyte was positively identified; the quanitation is estimated.

B Method blank contamination. The associated method blank contains the target analyte at a reportable level.

Data File: \\cansvr11\dd\chem\MSV\a3ux14.i\R00225A.b\148206.D
Report Date: 26-Feb-2010 09:34

TestAmerica North Canton

VOLATILE REPORT SW-846 Method 8260A/8260B

Data file : \\cansvr11\dd\chem\MSV\a3ux14.i\R00225A.b\148206.D
Lab Smp Id: LVTT71AC Client Smp ID: ATASS-015M-5036-SO(
Inj Date : 25-FEB-2010 20:40
Operator : 2807 Inst ID: a3ux14.i
Smp Info : LVTT71AC,5G/5ML
Misc Info : R00225A,8260SUX14,,2807
Comment :
Method : \\cansvr11\dd\chem\MSV\a3ux14.i\R00225A.b\8260SUX14.m
Meth Date : 25-Feb-2010 12:55 macenczaks Quant Type: ISTD
Cal Date : 14-JAN-2010 15:16 Cal File: 147364.D
Als bottle: 26
Dil Factor: 1.00000
Integrator: HP RTE Compound Sublist: 4-8260+IX.sub
Target Version: 4.14
Processing Host: CANSVR11

Concentration Formula: Amt * DF * 1/Vo * CpndVariable

Name	Value	Description
DF	1.000	Dilution Factor
Vo	5.000	Sample Volume
Va	100.000	Injection Volume
Cpnd Variable		Local Compound Variable

	Compounds	QUANT SIG MASS	RT	EXP RT	REL RT	RESPONSE	CONCENTRATIONS ON-COLUMN (ng)	FINAL (UG/KG)
* 1	Fluorobenzene	96	6.599	6.599	(1.000)	1082438	250.000	
* 2	Chlorobenzene-d5	117	9.332	9.332	(1.000)	789527	250.000	
* 3	1,4-Dichlorobenzene-d4	152	11.309	11.308	(1.000)	387764	250.000	
$ 4	Dibromofluoromethane	113	5.901	5.901	(0.894)	295831	248.070	49.614
$ 5	1,2-Dichloroethane-d4	65	6.244	6.244	(0.946)	312806	255.840	51.168
$ 6	Toluene-d8	98	8.090	8.090	(0.867)	1042005	243.451	48.690
$ 7	Bromofluorobenzene	95	10.326	10.326	(0.913)	363600	252.887	50.577
8	Dichlorodifluoromethane	85	Compound Not Detected.					
9	Chloromethane	50	Compound Not Detected.					
10	Vinyl Chloride	62	Compound Not Detected.					
11	Bromomethane	94	Compound Not Detected.					
12	Chloroethane	64	Compound Not Detected.					
13	Trichlorofluoromethane	101	Compound Not Detected.					
15	Acrolein	56	Compound Not Detected.					
16	Acetone	43	Compound Not Detected.					
17	1,1-Dichloroethene	96	Compound Not Detected.					
18	Freon-113	151	Compound Not Detected.					
19	Iodomethane	142	Compound Not Detected.					
20	Carbon Disulfide	76	Compound Not Detected.					
21	Methylene Chloride	84	Compound Not Detected.					

22	Acetonitrile	41	Compound Not Detected.
23	Acrylonitrile	53	Compound Not Detected.

Data File: \\cansvr11\dd\chem\MSV\a3ux14.i\R00225A.b\148206.D
Report Date: 26-Feb-2010 09:34

	Compounds	QUANT SIG MASS	RT	EXP RT	REL RT	RESPONSE	CONCENTRATIONS ON-COLUMN (ng)	FINAL (UG/KG)
	24 Methyl tert-butyl ether	73	Compound Not Detected.					
	25 trans-1,2-Dichloroethene	96	Compound Not Detected.					
	26 Hexane	86	Compound Not Detected.					
	27 Vinyl acetate	43	Compound Not Detected.					
	154 Vinyl Acetate**2nd**	86	Compound Not Detected.					
	28 1,1-Dichloroethane	63	Compound Not Detected.					
	29 tert-Butyl Alcohol	59	Compound Not Detected.					
	30 2-Butanone	43	Compound Not Detected.					
M	31 1,2-Dichloroethene (total)	96	Compound Not Detected.					
	32 cis-1,2-dichloroethene	96	Compound Not Detected.					
	33 2,2-Dichloropropane	77	Compound Not Detected.					
	34 Bromochloromethane	128	Compound Not Detected.					
	35 Chloroform	83	Compound Not Detected.					
	36 Tetrahydrofuran	42	Compound Not Detected.					
	37 1,1,1-Trichloroethane	97	Compound Not Detected.					
	38 1,1-Dichloropropene	75	Compound Not Detected.					
	39 Carbon Tetrachloride	117	Compound Not Detected.					
	40 1,2-Dichloroethane	62	Compound Not Detected.					
	41 Benzene	78	Compound Not Detected.					
	42 Trichloroethene	130	Compound Not Detected.					
	43 1,2-Dichloropropane	63	Compound Not Detected.					
	44 1,4-Dioxane	88	Compound Not Detected.					
	45 Dibromomethane	93	Compound Not Detected.					
	46 Bromodichloromethane	83	Compound Not Detected.					
	47 2-Chloroethyl vinyl ether	63	Compound Not Detected.					
	48 cis-1,3-Dichloropropene	75	Compound Not Detected.					
	49 4-Methyl-2-pentanone	43	Compound Not Detected.					
	50 Toluene	91	8.137	8.149	(0.872)	6532	1.40073	0.2801
	51 trans-1,3-Dichloropropene	75	Compound Not Detected.					
	52 Ethyl Methacrylate	69	Compound Not Detected.					
	53 1,1,2-Trichloroethane	97	Compound Not Detected.					
	54 1,3-Dichloropropane	76	Compound Not Detected.					
	55 Tetrachloroethene	164	Compound Not Detected.					
	56 2-Hexanone	43	Compound Not Detected.					
	57 Dibromochloromethane	129	Compound Not Detected.					
	58 1,2-Dibromoethane	107	Compound Not Detected.					
	59 Chlorobenzene	112	Compound Not Detected.					
	60 1,1,1,2-Tetrachloroethane	131	Compound Not Detected.					
	61 Ethylbenzene	106	Compound Not Detected.					
	62 m + p-Xylene	106	Compound Not Detected.					
M	63 Xylenes (total)	106	Compound Not Detected.					
	64 Xylene-o	106	Compound Not Detected.					
	65 Styrene	104	Compound Not Detected.					
	66 Bromoform	173	Compound Not Detected.					
	67 Isopropylbenzene	105	Compound Not Detected.					
	68 1,1,2,2-Tetrachloroethane	83	Compound Not Detected.					
	69 1,4-Dichloro-2-butene	53	Compound Not Detected.					
	70 1,2,3-Trichloropropane	110	Compound Not Detected.					
	71 Bromobenzene	156	Compound Not Detected.					
	72 n-Propylbenzene	120	Compound Not Detected.					
	73 2-Chlorotoluene	126	Compound Not Detected.					
	74 1,3,5-Trimethylbenzene	105	Compound Not Detected.					

75	4-Chlorotoluene	126	Compound Not Detected.
76	tert-Butylbenzene	119	Compound Not Detected.

Data File: \\cansvr11\dd\chem\MSV\a3ux14.i\R00225A.b\148206.D
Report Date: 26-Feb-2010 09:34

	Compounds	QUANT SIG MASS	RT	EXP RT	REL RT	RESPONSE	CONCENTRATIONS ON-COLUMN (ng)	FINAL (UG/KG)
77	1,2,4-Trimethylbenzene	105	Compound Not Detected.					
78	sec-Butylbenzene	105	Compound Not Detected.					
79	4-Isopropyltoluene	119	Compound Not Detected.					
80	1,3-Dichlorobenzene	146	Compound Not Detected.					
81	1,4-Dichlorobenzene	146	Compound Not Detected.					
82	n-Butylbenzene	91	Compound Not Detected.					
83	1,2-Dichlorobenzene	146	Compound Not Detected.					
84	1,2-Dibromo-3-chloropropane	157	Compound Not Detected.					
85	1,2,4-Trichlorobenzene	180	Compound Not Detected.					
86	Hexachlorobutadiene	225	Compound Not Detected.					
87	Naphthalene	128	Compound Not Detected.					
88	1,2,3-Trichlorobenzene	180	13.368	13.379	(1.182)	763	0.58977	0.1180
146	2-Methylnaphthalene	142	Compound Not Detected.					
89	Ethyl Ether	59	Compound Not Detected.					
91	3-Chloropropene	76	Compound Not Detected.					
92	Isopropyl Ether	87	Compound Not Detected.					
93	2-Chloro-1,3-butadiene	53	Compound Not Detected.					
14	Dichlorofluoromethane	67	Compound Not Detected.					
94	Propionitrile	54	Compound Not Detected.					
95	Ethyl Acetate	43	Compound Not Detected.					
96	Methacrylonitrile	67	Compound Not Detected.					
97	Isobutanol	42	Compound Not Detected.					
99	n-Butanol	56	Compound Not Detected.					
100	Methyl Methacrylate	41	Compound Not Detected.					
25	Cyclohexanone	55	Compound Not Detected.					
101	2-Nitropropane	41	Compound Not Detected.					
98	Cyclohexane	56	5.972	5.972	(0.905)	3851	1.51538	0.3031
143	Methyl Acetate	43	Compound Not Detected.					
144	Methylcyclohexane	83	Compound Not Detected.					
141	1,3,5-Trichlorobenzene	180	Compound Not Detected.					
156	tert-Butyl Ethyl ether	59	Compound Not Detected.					
157	tert-Amyl Methyl ether	73	Compound Not Detected.					
158	1,2,3-Trimethylbenzene	105	Compound Not Detected.					

Data File: \\cansvr11\dd\chem\MSV\a3ux14.i\R00225A.b\148206.D
Report Date: 26-Feb-2010 09:34

TestAmerica North Canton

INTERNAL STANDARD COMPOUNDS
AREA AND RT SUMMARY

Instrument ID: a3ux14.i
Lab File ID: 148206.D
Lab Smp Id: LVTT71AC
Analysis Type: VOA
Quant Type: ISTD
Operator: 2807
Method File: \\cansvr11\dd\chem\MSV\a3ux14.i\R00225A.b\8260SUX14.m
Misc Info: R00225A,8260SUX14,,2807

Calibration Date: 25-FEB-2010
Calibration Time: 11:54
Client Smp ID: ATASS-015M-5036-SO(
Level: LOW
Sample Type: SOIL

		AREA LIMIT			
COMPOUND	STANDARD	LOWER	UPPER	SAMPLE	%DIFF
1 Fluorobenzene	1478249	739125	2956498	1082438	-26.78
2 Chlorobenzene-d5	1013027	506514	2026054	789527	-22.06
3 1,4-Dichlorobenze	566289	283145	1132578	387764	-31.53

		RT LIMIT			
COMPOUND	STANDARD	LOWER	UPPER	SAMPLE	%DIFF
1 Fluorobenzene	6.60	6.10	7.10	6.60	0.00
2 Chlorobenzene-d5	9.33	8.83	9.83	9.33	0.00
3 1,4-Dichlorobenze	11.31	10.81	11.81	11.31	0.00

AREA UPPER LIMIT = +100% of internal standard area.
AREA LOWER LIMIT = - 50% of internal standard area.
RT UPPER LIMIT = + 0.50 minutes of internal standard RT.
RT LOWER LIMIT = - 0.50 minutes of internal standard RT.

Data File: \\cansvr11\dd\chem\MSV\a3ux14.i\R00225A.b\148206.D
Date : 25-FEB-2010 20:40
Client ID: ATASS-015M-5036-SO(
Instrument: a3ux14.i
Sample Info: LVTT71AC,5G/5ML
Purge Volume: 5.0
Operator: 2807
Column phase: DB624
Column diameter: 0.18

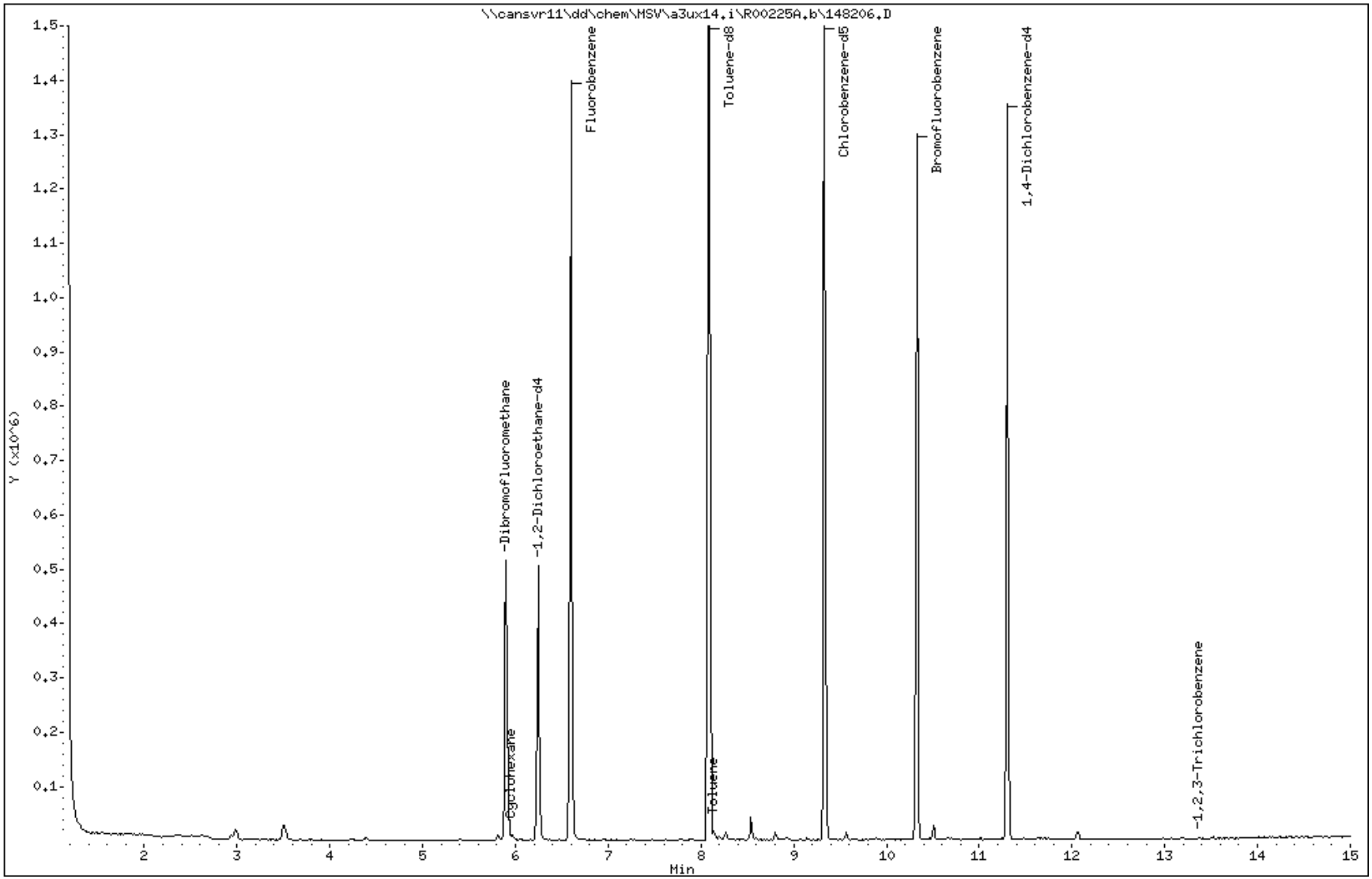

Data File: \\cansvr11\dd\chem\MSV\a3ux14.i\R00225A.b\148206.D

Date : 25-FEB-2010 20:40

Client ID: ATASS-015M-5036-SO(

Instrument: a3ux14.i

Sample Info: LVTT71AC,5G/5ML

Purge Volume: 5.0

Operator: 2807

Column phase: DB624

Column diameter: 0.18

50 Toluene

Concentration: 0.2801 UG/KG

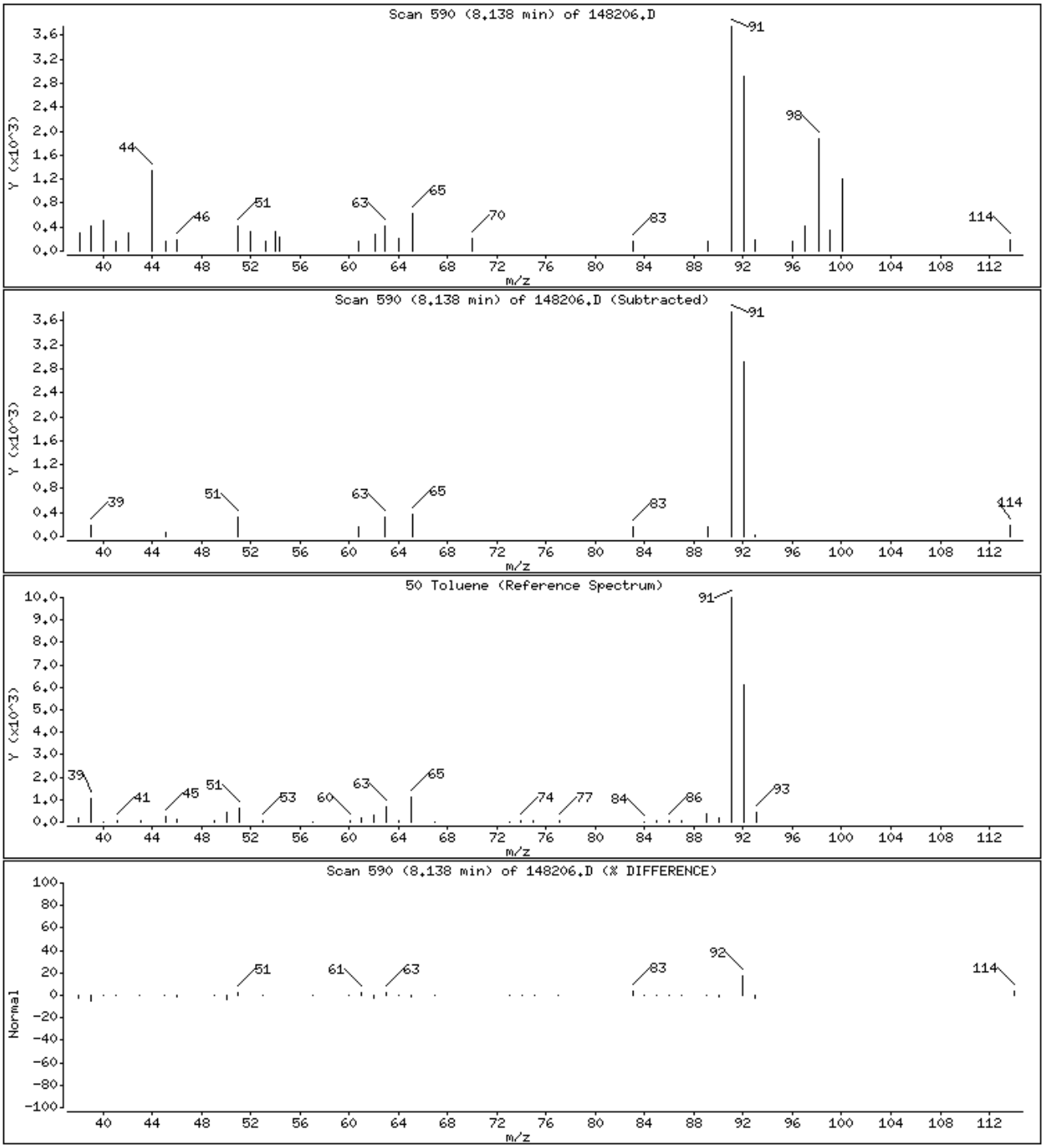

Data File: \\cansvr11\dd\chem\MSV\a3ux14.i\R00225A.b\148206.D

Date : 25-FEB-2010 20:40

Client ID: ATASS-015M-5036-SO(

Instrument: a3ux14.i

Sample Info: LVTT71AC,5G/5ML

Purge Volume: 5.0

Operator: 2807

Column phase: DB624

Column diameter: 0.18

88 1,2,3-Trichlorobenzene

Concentration: 0.1180 UG/KG

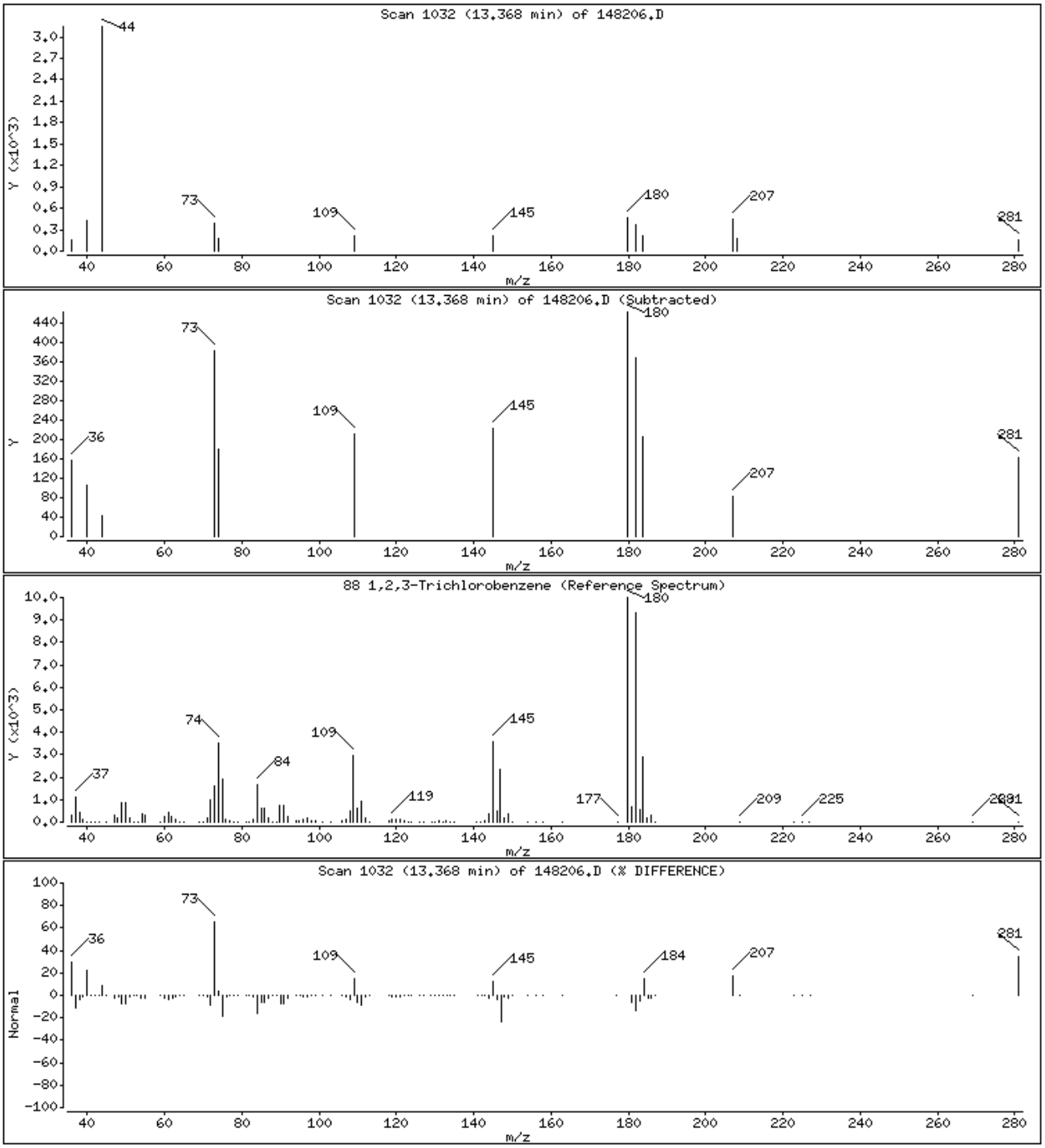

Data File: \\cansvr11\dd\chem\MSV\a3ux14.i\R00225A.b\148206.D

Date : 25-FEB-2010 20:40

Client ID: ATASS-015M-5036-SO(

Instrument: a3ux14.i

Sample Info: LVTT71AC,5G/5ML

Purge Volume: 5.0

Operator: 2807

Column phase: DB624

Column diameter: 0.18

98 Cyclohexane

Concentration: 0.3031 UG/KG

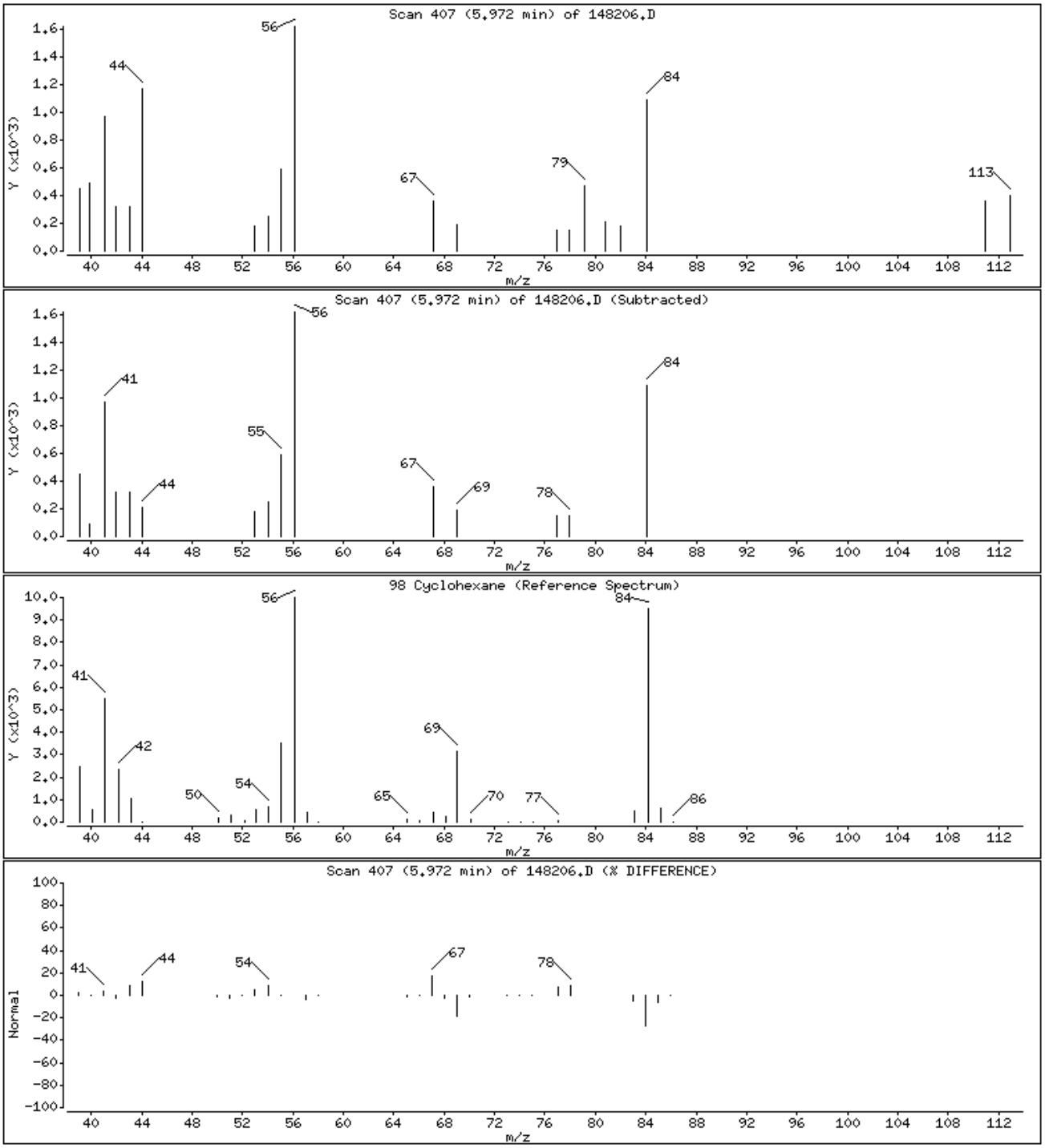

TestAmerica
THE LEADER IN ENVIRONMENTAL TESTING

STANDARD DATA

Report Date: 15-Jan-2010 11:27

Calibration History

Method : \\cansvr11\dd\chem\MSV\a3ux14.i\R00114A-IC.b\8260SUX14.m
Start Cal Date: 08-JAN-2010 12:27
End Cal Date : 14-JAN-2010 17:14
Last Cal Level: 6
Last Cal Type : Continuing Calibration

Initial Calibration

Injection Date	Sublist	Calibration File
Cal Level: 1 , Cal Amount: 5.00000		
14-JAN-2010 17:14	BROMO	\\cansvr11\dd\chem\MSV\a3ux14.i\R00114A-IC.b\147369.D
08-JAN-2010 18:18	3-IX	\\cansvr11\dd\chem\MSV\a3ux14.i\R00108A-IC.b\147289.D
14-JAN-2010 13:21	1-8260	\\cansvr11\dd\chem\MSV\a3ux14.i\R00114A-IC.b\147359.D
Cal Level: 2 , Cal Amount: 10.00000		
14-JAN-2010 16:50	BROMO	\\cansvr11\dd\chem\MSV\a3ux14.i\R00114A-IC.b\147368.D
08-JAN-2010 17:55	3-IX	\\cansvr11\dd\chem\MSV\a3ux14.i\R00108A-IC.b\147288.D
14-JAN-2010 12:59	1-8260	\\cansvr11\dd\chem\MSV\a3ux14.i\R00114A-IC.b\147358.D
Cal Level: 3 , Cal Amount: 25.00000		
14-JAN-2010 16:27	BROMO	\\cansvr11\dd\chem\MSV\a3ux14.i\R00114A-IC.b\147367.D
08-JAN-2010 17:33	3-IX	\\cansvr11\dd\chem\MSV\a3ux14.i\R00108A-IC.b\147287.D
14-JAN-2010 12:36	1-8260	\\cansvr11\dd\chem\MSV\a3ux14.i\R00114A-IC.b\147357.D
Cal Level: 4 , Cal Amount: 50.00000		
14-JAN-2010 16:03	BROMO	\\cansvr11\dd\chem\MSV\a3ux14.i\R00114A-IC.b\147366.D
08-JAN-2010 17:11	3-IX	\\cansvr11\dd\chem\MSV\a3ux14.i\R00108A-IC.b\147286.D
14-JAN-2010 12:14	1-8260	\\cansvr11\dd\chem\MSV\a3ux14.i\R00114A-IC.b\147356.D
Cal Level: 5 , Cal Amount: 100.00000		
14-JAN-2010 15:39	BROMO	\\cansvr11\dd\chem\MSV\a3ux14.i\R00114A-IC.b\147365.D
08-JAN-2010 16:49	3-IX	\\cansvr11\dd\chem\MSV\a3ux14.i\R00108A-IC.b\147285.D

14-JAN-2010 11:51	1-8260	
\\cansvr11\dd\chem\MSV\a3ux14.i\R00114A-IC.b\147355.D		

Cal Level: 6 , Cal Amount: 250.00000		
14-JAN-2010 15:16	BROMO	
\\cansvr11\dd\chem\MSV\a3ux14.i\R00114A-IC.b\147364.D		
08-JAN-2010 16:27	3-IX	
\\cansvr11\dd\chem\MSV\a3ux14.i\R00108A-IC.b\147284.D		
14-JAN-2010 11:29	1-8260	
\\cansvr11\dd\chem\MSV\a3ux14.i\R00114A-IC.b\147354.D		

Cal Level: 7 , Cal Amount: 500.00000		
14-JAN-2010 14:53	BROMO	
\\cansvr11\dd\chem\MSV\a3ux14.i\R00114A-IC.b\147363.D		
08-JAN-2010 16:06	3-IX	
\\cansvr11\dd\chem\MSV\a3ux14.i\R00108A-IC.b\147283.D		
14-JAN-2010 11:07	1-8260	
\\cansvr11\dd\chem\MSV\a3ux14.i\R00114A-IC.b\147353.D		

Cal Level: 8 , Cal Amount: 1000.00000		
14-JAN-2010 14:30	BROMO	
\\cansvr11\dd\chem\MSV\a3ux14.i\R00114A-IC.b\147362.D		
08-JAN-2010 15:44	3-IX	
\\cansvr11\dd\chem\MSV\a3ux14.i\R00108A-IC.b\147282.D		
14-JAN-2010 10:45	1-8260	
\\cansvr11\dd\chem\MSV\a3ux14.i\R00114A-IC.b\147352.D		

Continuing Calibration
Ccal Level Mode: GLOBAL LEVEL 6

14-JAN-2010 11:29	1-8260	
\\cansvr11\dd\chem\MSV\a3ux14.i\R00114A-IC.b\147354.D		
14-JAN-2010 14:07	3-IX	
\\cansvr11\dd\chem\MSV\a3ux14.i\R00114A-IC.b\147361.D		
14-JAN-2010 15:16	BROMO	
\\cansvr11\dd\chem\MSV\a3ux14.i\R00114A-IC.b\147364.D		
~~14-JAN-2010 14:07~~	~~3-IX~~	
~~\\cansvr11\dd\chem\MSV\a3ux14.i\R00114A-IC.b\147361.D~~		

1-15-10

Report Date : 15-Jan-2010 11:21

TestAmerica North Canton

INITIAL CALIBRATION DATA

Start Cal Date : 08-JAN-2010 12:27
End Cal Date : 14-JAN-2010 17:14
Quant Method : ISTD
Origin : Disabled
Target Version : 4.14
Integrator : HP RTE
Method file : \\cansvr11\dd\chem\MSV\a3ux14.i\R00114A-IC.b\8260SUX14.m
Last Edit : 15-Jan-2010 11:15 a3ux14.i
Curve Type : Average

Calibration File Names:
Level 1: \\cansvr11\dd\chem\MSV\a3ux14.i\R00114A-IC.b\147369.D
Level 2: \\cansvr11\dd\chem\MSV\a3ux14.i\R00114A-IC.b\147368.D
Level 3: \\cansvr11\dd\chem\MSV\a3ux14.i\R00114A-IC.b\147367.D
Level 4: \\cansvr11\dd\chem\MSV\a3ux14.i\R00114A-IC.b\147366.D
Level 5: \\cansvr11\dd\chem\MSV\a3ux14.i\R00114A-IC.b\147365.D
Level 6: \\cansvr11\dd\chem\MSV\a3ux14.i\R00114A-IC.b\147364.D
Level 7: \\cansvr11\dd\chem\MSV\a3ux14.i\R00114A-IC.b\147363.D
Level 8: \\cansvr11\dd\chem\MSV\a3ux14.i\R00114A-IC.b\147362.D

Compound	5.000 Level 1	10.000 Level 2	25.000 Level 3	50.000 Level 4	100.000 Level 5	250.000 Level 6	RRF	% RSD
	500.000 Level 7	1000.000 Level 8						
8 Dichlorodifluoromethane	0.24512	0.22637	0.29312	0.26584	0.25836	0.22478		
	0.25377	0.25550					0.25286	8.687
9 Chloromethane	0.42760	0.36493	0.38632	0.37473	0.35555	0.33446		
	0.34515	0.33569					0.36556	8.489
10 Vinyl Chloride	0.26549	0.28334	0.29549	0.28345	0.28191	0.26248		
	0.26455	0.26910					0.27573	4.325
11 Bromomethane	0.16671	0.14740	0.14735	0.11780	0.13810	0.12513		
	0.12079	0.11372					0.13462	13.663
12 Chloroethane	0.19677	0.17979	0.17143	0.16587	0.15197	0.14043		
	0.13197	+++++					0.16260	13.966
13 Trichlorofluoromethane	0.23047	0.24528	0.27583	0.28521	0.27605	0.25898		
	0.27441	0.27809					0.26554	7.149
14 Dichlorofluoromethane	0.29538	0.25019	0.29271	0.24864	0.26333	0.25614		
	0.21871	0.22084					0.25574	11.125
15 Acrolein	0.03500	0.03646	0.03273	0.03061	0.03485	0.02713		
	0.03125	0.02333					0.03142	14.040

Report Date : 15-Jan-2010 11:21

TestAmerica North Canton

INITIAL CALIBRATION DATA

Start Cal Date : 08-JAN-2010 12:27
End Cal Date : 14-JAN-2010 17:14
Quant Method : ISTD
Origin : Disabled
Target Version : 4.14
Integrator : HP RTE
Method file : \\cansvr11\dd\chem\MSV\a3ux14.i\R00114A-IC.b\8260SUX14.m
Last Edit : 15-Jan-2010 11:15 a3ux14.i
Curve Type : Average

Compound	5.000 Level 1	10.000 Level 2	25.000 Level 3	50.000 Level 4	100.000 Level 5	250.000 Level 6	RRF	% RSD
	500.000 Level 7	1000.000 Level 8						
16 Acetone	+++++	+++++	0.15676	0.12459	0.10681	0.08897		
	0.08404	0.07046					0.10527	29.902
17 1,1-Dichloroethene	0.25543	0.22821	0.24875	0.24244	0.24031	0.22889		
	0.23230	0.23451					0.23886	4.072
18 Freon-113	0.15989	0.18326	0.19650	0.20474	0.19956	0.19157		
	0.19670	0.20241					0.19183	7.574
19 Iodomethane	0.41190	0.41853	0.41379	0.41730	0.39941	0.39424		
	0.39593	0.40575					0.40711	2.373
20 Carbon Disulfide	0.61213	0.67218	0.68222	0.69759	0.67790	0.68612		
	0.70728	0.73775					0.68415	5.231
21 Methylene Chloride	+++++	+++++	0.45689	0.37446	0.31259	0.26822		
	0.25845	0.25237					0.32050	25.272
22 Acetonitrile	+++++	0.04002	0.03499	0.03418	0.03425	0.03141		
	0.03048	0.02681					0.03316	12.507
23 Acrylonitrile	0.09873	0.10132	0.09529	0.10049	0.10769	0.09823		
	0.09751	0.08789					0.09839	5.703
24 Methyl tert-butyl ether	0.53105	0.56003	0.58859	0.63771	0.65588	0.66764		
	0.67729	0.64640					0.62058	8.687
25 trans-1,2-Dichloroethene	0.30298	0.27861	0.28146	0.28115	0.27412	0.26566		
	0.26968	0.26535					0.27738	4.394
26 Hexane	0.06818	0.05919	0.06347	0.06206	0.06340	0.06360		
	0.06492	0.06727					0.06401	4.446

Report Date : 15-Jan-2010 11:21

TestAmerica North Canton

INITIAL CALIBRATION DATA

Start Cal Date : 08-JAN-2010 12:27
End Cal Date : 14-JAN-2010 17:14
Quant Method : ISTD
Origin : Disabled
Target Version : 4.14
Integrator : HP RTE
Method file : \\cansvr11\dd\chem\MSV\a3ux14.i\R00114A-IC.b\8260SUX14.m
Last Edit : 15-Jan-2010 11:15 a3ux14.i
Curve Type : Average

Compound	5.000 Level 1	10.000 Level 2	25.000 Level 3	50.000 Level 4	100.000 Level 5	250.000 Level 6	RRF	% RSD
	500.000 Level 7	1000.000 Level 8						
27 Vinyl acetate	0.27857	0.26576	0.27708	0.30336	0.33467	0.36377		
	0.36959	0.36730					0.32001	13.777
154 Vinyl Acetate**2nd**	+++++	+++++	0.02226	0.02595	0.02824	0.03177		
	0.03104	0.03181					0.02851	13.450
28 1,1-Dichloroethane	0.47614	0.50016	0.51634	0.50469	0.49915	0.48570		
	0.49304	0.49547					0.49634	2.438
29 tert-Butyl Alcohol	0.02185	0.02007	0.02067	0.02240	0.02417	0.02556		
	0.02534	0.02084					0.02261	9.533
30 2-Butanone	0.15894	0.13321	0.11448	0.12355	0.12907	0.12850		
	0.12419	0.11292					0.12811	11.158
M 31 1,2-Dichloroethene (total)	0.28719	0.27849	0.28402	0.28809	0.28260	0.27376		
	0.27838	0.27381					0.28079	1.983
32 cis-1,2-dichloroethene	0.27139	0.27837	0.28658	0.29502	0.29109	0.28186		
	0.28707	0.28227					0.28421	2.612
33 2,2-Dichloropropane	0.18179	0.17671	0.18243	0.19872	0.19625	0.20171		
	0.20572	0.21025					0.19420	6.366
34 Bromochloromethane	0.15515	0.13795	0.13821	0.13906	0.13595	0.13450		
	0.13437	0.12992					0.13814	5.405
35 Chloroform	0.47045	0.44710	0.45697	0.46723	0.45483	0.44638		
	0.44744	0.44930					0.45496	2.066
36 Tetrahydrofuran	+++++	0.09325	0.08510	0.08056	0.08038	0.08218		
	0.08397	0.07542					0.08298	6.626

Report Date : 15-Jan-2010 11:21

TestAmerica North Canton

INITIAL CALIBRATION DATA

Start Cal Date : 08-JAN-2010 12:27
End Cal Date : 14-JAN-2010 17:14
Quant Method : ISTD
Origin : Disabled
Target Version : 4.14
Integrator : HP RTE
Method file : \\cansvr11\dd\chem\MSV\a3ux14.i\R00114A-IC.b\8260SUX14.m
Last Edit : 15-Jan-2010 11:15 a3ux14.i
Curve Type : Average

Compound	5.000 Level 1	10.000 Level 2	25.000 Level 3	50.000 Level 4	100.000 Level 5	250.000 Level 6	RRF	% RSD	
	500.000 Level 7	1000.000 Level 8							
37 1,1,1-Trichloroethane	0.29588	0.31020	0.31886	0.35046	0.32864	0.34089			
	0.33660	0.35024					0.32897	5.930	
38 1,1-Dichloropropene	0.28692	0.30509	0.35013	0.35883	0.35804	0.35895			
	0.36427	0.37757					0.34497	9.154	
39 Carbon Tetrachloride	0.22410	0.27735	0.28113	0.30513	0.29106	0.29754			
	0.30178	0.30933					0.28593	9.577	
40 1,2-Dichloroethane	0.35141	0.32766	0.35354	0.33131	0.34294	0.33764			
	0.32608	0.32325					0.33673	3.450	
41 Benzene	1.08331	1.12270	1.09023	1.09541	1.05254	1.05927			
	1.06113	1.08007					1.08058	2.132	
42 Trichloroethene	0.29034	0.30732	0.29234	0.30670	0.29195	0.29551			
	0.29506	0.30332					0.29782	2.315	
43 1,2-Dichloropropane	0.25237	0.26526	0.26978	0.27227	0.27169	0.28057			
	0.27194	0.28181					0.27071	3.398	
44 1,4-Dioxane	0.00189	0.00177	0.00208	0.00233	0.00255	0.00261			
	0.00244	0.00220					0.00223	13.733	<-
45 Dibromomethane	0.15115	0.12624	0.14050	0.13878	0.13553	0.14251			
	0.13416	0.13402					0.13786	5.307	
46 Bromodichloromethane	0.24738	0.25905	0.26074	0.28159	0.28408	0.29465			
	0.29899	0.30915					0.27945	7.788	
47 2-Chloroethyl vinyl ether	0.06646	0.07261	0.08107	0.09513	0.11034	0.13041			
	0.12583	0.13323					0.10188	26.316	

Report Date : 15-Jan-2010 11:21

TestAmerica North Canton

INITIAL CALIBRATION DATA

Start Cal Date : 08-JAN-2010 12:27
End Cal Date : 14-JAN-2010 17:14
Quant Method : ISTD
Origin : Disabled
Target Version : 4.14
Integrator : HP RTE
Method file : \\cansvr11\dd\chem\MSV\a3ux14.i\R00114A-IC.b\8260SUX14.m
Last Edit : 15-Jan-2010 11:15 a3ux14.i
Curve Type : Average

Compound	5.000 Level 1	10.000 Level 2	25.000 Level 3	50.000 Level 4	100.000 Level 5	250.000 Level 6	RRF	% RSD
	500.000 Level 7	1000.000 Level 8						
48 cis-1,3-Dichloropropene	+++++	+++++	0.27586	0.31639	0.33554	0.37475		
	0.36803	0.39164					0.34370	12.528
49 4-Methyl-2-pentanone	+++++	0.23984	0.25432	0.28947	0.33068	0.34275		
	0.34389	0.31238					0.30190	13.949
50 Toluene	1.38045	1.38434	1.45659	1.46607	1.47019	1.53313		
	1.52477	1.59727					1.47660	5.015
51 trans-1,3-Dichloropropene	+++++	+++++	0.31461	0.34297	0.36832	0.42993		
	0.42615	0.44640					0.38806	13.841
52 Ethyl Methacrylate	0.21587	0.21635	0.25597	0.28150	0.32668	0.38676		
	0.38948	0.38737					0.30750	24.518
53 1,1,2-Trichloroethane	0.27652	0.24754	0.27102	0.24977	0.26690	0.27474		
	0.25968	0.26111					0.26341	4.127
54 1,3-Dichloropropane	0.41224	0.41925	0.43850	0.43824	0.44711	0.47052		
	0.45056	0.45409					0.44131	4.269
55 Tetrachloroethene	0.29512	0.30909	0.32584	0.31806	0.30660	0.30873		
	0.31207	0.31840					0.31174	2.975
56 2-Hexanone	+++++	0.16511	0.17438	0.19153	0.22577	0.24702		
	0.23340	0.21874					0.20799	15.000
57 Dibromochloromethane	0.22968	0.23431	0.24259	0.27396	0.28218	0.30742		
	0.30938	0.32011					0.27496	13.099
58 1,2-Dibromoethane	0.26779	0.22456	0.23888	0.24547	0.26368	0.26991		
	0.26339	0.26091					0.25432	6.376

Report Date : 15-Jan-2010 11:21

TestAmerica North Canton

INITIAL CALIBRATION DATA

Start Cal Date : 08-JAN-2010 12:27
End Cal Date : 14-JAN-2010 17:14
Quant Method : ISTD
Origin : Disabled
Target Version : 4.14
Integrator : HP RTE
Method file : \\cansvr11\dd\chem\MSV\a3ux14.i\R00114A-IC.b\8260SUX14.m
Last Edit : 15-Jan-2010 11:15 a3ux14.i
Curve Type : Average

	Compound	5.000 Level 1	10.000 Level 2	25.000 Level 3	50.000 Level 4	100.000 Level 5	250.000 Level 6	RRF	% RSD
		500.000 Level 7	1000.000 Level 8						
	59 Chlorobenzene	1.07406	1.02899	1.00247	1.00614	0.99359	1.00884		
		0.98994	1.01551					1.01494	2.645
	60 1,1,1,2-Tetrachloroethane	0.28131	0.31373	0.30846	0.32857	0.33095	0.33565		
		0.33775	0.33875					0.32190	6.153
	61 Ethylbenzene	0.43458	0.49215	0.49804	0.53582	0.53723	0.56295		
		0.55878	0.56543					0.52312	8.681
	62 m + p-Xylene	0.51104	0.56573	0.62070	0.66725	0.66450	0.68289		
		0.67052	0.68039					0.63288	9.968
M	63 Xylenes (total)	0.51222	0.55693	0.60257	0.65173	0.65226	0.67007		
		0.65695	0.66280					0.62069	9.364
	64 Xylene-o	0.51458	0.53931	0.56631	0.62069	0.62779	0.64442		
		0.62980	0.62764					0.59632	8.223
	65 Styrene	+++++	0.71838	0.83322	0.92205	0.99485	1.05417		
		1.05543	1.05710					0.94789	13.855
	66 Bromoform	0.13896	0.14466	0.14074	0.16038	0.16891	0.18971		
		0.19284	0.19554					0.16647	14.392
	67 Isopropylbenzene	+++++	1.23184	1.49697	1.62185	1.67385	1.68068		
		1.73640	1.76109					1.60039	11.498
	68 1,1,2,2-Tetrachloroethane	0.57457	0.61928	0.57194	0.60385	0.62132	0.66412		
		0.63399	0.61696					0.61326	4.940
	69 1,4-Dichloro-2-butene	0.17621	0.16924	0.15831	0.18452	0.19355	0.21511		
		0.21145	0.21377					0.19027	11.451

Report Date : 15-Jan-2010 11:21

TestAmerica North Canton

INITIAL CALIBRATION DATA

Start Cal Date : 08-JAN-2010 12:27
End Cal Date : 14-JAN-2010 17:14
Quant Method : ISTD
Origin : Disabled
Target Version : 4.14
Integrator : HP RTE
Method file : \\cansvr11\dd\chem\MSV\a3ux14.i\R00114A-IC.b\8260SUX14.m
Last Edit : 15-Jan-2010 11:15 a3ux14.i
Curve Type : Average

Compound	5.000 Level 1	10.000 Level 2	25.000 Level 3	50.000 Level 4	100.000 Level 5	250.000 Level 6	RRF	% RSD
	500.000 Level 7	1000.000 Level 8						
70 1,2,3-Trichloropropane	0.17170	0.18316	0.17169	0.17403	0.17560	0.19019		
	0.17989	0.17552					0.17772	3.593
71 Bromobenzene	0.70970	0.71617	0.70245	0.71703	0.73838	0.77342		
	0.75106	0.78042					0.73608	4.036
72 n-Propylbenzene	+++++	+++++	0.72777	0.79541	0.85317	0.90389		
	0.89536	0.95944					0.85584	9.729
73 2-Chlorotoluene	0.55746	0.60105	0.67157	0.70880	0.74867	0.75615		
	0.74480	0.78166					0.69627	11.526
74 1,3,5-Trimethylbenzene	+++++	1.71952	2.11358	2.35330	2.50416	2.56582		
	2.57516	2.76084					2.37034	14.819
75 4-Chlorotoluene	0.63259	0.65758	0.73077	0.75635	0.76530	0.78784		
	0.75676	0.79422					0.73518	8.071
76 tert-Butylbenzene	+++++	1.65508	1.96567	2.13250	2.25770	2.39270		
	2.40302	2.55722					2.19484	13.987
77 1,2,4-Trimethylbenzene	+++++	1.73397	2.21612	2.42169	2.52345	2.60369		
	2.61878	2.81885					2.41951	14.664
78 sec-Butylbenzene	+++++	2.27366	2.94181	3.10114	3.21818	3.36225		
	3.48658	3.71171					3.15647	14.701
79 4-Isopropyltoluene	+++++	+++++	2.29990	2.48976	2.64117	2.77039		
	2.84030	3.05466					2.68270	9.952
80 1,3-Dichlorobenzene	1.39760	1.39536	1.36910	1.36814	1.38576	1.39827		
	1.39966	1.46646					1.39754	2.193

Report Date : 15-Jan-2010 11:21

TestAmerica North Canton

INITIAL CALIBRATION DATA

Start Cal Date : 08-JAN-2010 12:27
End Cal Date : 14-JAN-2010 17:14
Quant Method : ISTD
Origin : Disabled
Target Version : 4.14
Integrator : HP RTE
Method file : \\cansvr11\dd\chem\MSV\a3ux14.i\R00114A-IC.b\8260SUX14.m
Last Edit : 15-Jan-2010 11:15 a3ux14.i
Curve Type : Average

Compound	5.000 Level 1	10.000 Level 2	25.000 Level 3	50.000 Level 4	100.000 Level 5	250.000 Level 6	RRF	% RSD	
	500.000 Level 7	1000.000 Level 8							
81 1,4-Dichlorobenzene	1.74236	1.47939	1.48759	1.42762	1.43281	1.41997			
	1.39725	1.47392					1.48261	7.402	
82 n-Butylbenzene	+++++	+++++	1.99169	2.14846	2.23892	2.41147			
	2.49525	2.68071					2.32775	10.742	
83 1,2-Dichlorobenzene	1.33193	1.33879	1.32606	1.29282	1.30517	1.28114			
	1.28168	1.31017					1.30847	1.709	
84 1,2-Dibromo-3-chloropropane	+++++	0.09136	0.09272	0.10001	0.10606	0.11309			
	0.11941	0.11819					0.10583	10.943	
85 1,2,4-Trichlorobenzene	0.73556	0.75799	0.76530	0.83332	0.85618	0.90598			
	0.94965	0.97001					0.84675	10.604	
86 Hexachlorobutadiene	0.51656	0.52155	0.51347	0.51454	0.54954	0.54564			
	0.58146	0.59957					0.54279	6.058	
87 Naphthalene	+++++	+++++	1.45699	1.76735	2.01575	2.11579			
	2.19283	2.14381					1.94875	14.600	
88 1,2,3-Trichlorobenzene	0.79204	0.77832	0.75896	0.81610	0.88582	0.87696			
	0.87713	0.88742					0.83409	6.417	
89 Ethyl Ether	0.22485	0.20658	0.21102	0.21793	0.21062	0.20849			
	0.20188	0.19532					0.20958	4.339	
90 Ethanol	+++++	+++++	+++++	+++++	+++++	+++++			
	+++++	+++++					+++++	+++++	<-
91 3-Chloropropene	0.12004	0.11312	0.13322	0.12820	0.13044	0.13849			
	0.13535	0.14033					0.12990	7.160	

Report Date : 15-Jan-2010 11:21

TestAmerica North Canton

INITIAL CALIBRATION DATA

Start Cal Date : 08-JAN-2010 12:27
End Cal Date : 14-JAN-2010 17:14
Quant Method : ISTD
Origin : Disabled
Target Version : 4.14
Integrator : HP RTE
Method file : \\cansvr11\dd\chem\MSV\a3ux14.i\R00114A-IC.b\8260SUX14.m
Last Edit : 15-Jan-2010 11:15 a3ux14.i
Curve Type : Average

Compound	5.000 Level 1	10.000 Level 2	25.000 Level 3	50.000 Level 4	100.000 Level 5	250.000 Level 6	RRF	% RSD	
	500.000 Level 7	1000.000 Level 8							
92 Isopropyl Ether	0.18891	0.18586	0.22686	0.24347	0.23727	0.23925			
	0.23203	0.22237					0.22200	10.097	
93 2-Chloro-1,3-butadiene	0.27829	0.25023	0.31281	0.33396	0.33597	0.36927			
	0.37475	0.39179					0.33088	14.780	
94 Propionitrile	0.04323	0.03827	0.03760	0.04128	0.04063	0.03981			
	0.03976	0.03448					0.03938	6.701	
95 Ethyl Acetate	0.22895	0.24226	0.24941	0.26510	0.26947	0.27468			
	0.29210	0.25422					0.25952	7.685	
96 Methacrylonitrile	0.09735	0.07350	0.08675	0.09490	0.09528	0.09838			
	0.10169	0.09061					0.09231	9.631	
97 Isobutanol	+++++	0.00664	0.00629	0.00721	0.00778	0.00876			
	0.00950	0.00782					0.00771	14.721	<-
98 Cyclohexane	+++++	0.47139	0.53141	0.58953	0.61395	0.61732			
	0.63420	0.65074					0.58694	10.865	
99 n-Butanol	0.00680	0.00616	0.00584	0.00609	0.00724	0.00849			
	0.00931	0.00777					0.00721	17.189	<-
100 Methyl Methacrylate	+++++	+++++	0.17278	0.18856	0.20508	0.21616			
	0.24767	0.22328					0.20892	12.656	
101 2-Nitropropane	0.07165	0.05857	0.05550	0.05574	0.05968	0.06445			
	0.07296	0.06735					0.06324	10.927	
102 Chloropicrin	+++++	+++++	+++++	+++++	+++++	+++++			
	+++++	+++++					+++++	+++++	<-

Report Date : 15-Jan-2010 11:21

TestAmerica North Canton

INITIAL CALIBRATION DATA

Start Cal Date : 08-JAN-2010 12:27
End Cal Date : 14-JAN-2010 17:14
Quant Method : ISTD
Origin : Disabled
Target Version : 4.14
Integrator : HP RTE
Method file : \\cansvr11\dd\chem\MSV\a3ux14.i\R00114A-IC.b\8260SUX14.m
Last Edit : 15-Jan-2010 11:15 a3ux14.i
Curve Type : Average

Compound	5.000 Level 1	10.000 Level 2	25.000 Level 3	50.000 Level 4	100.000 Level 5	250.000 Level 6	RRF	% RSD	
	500.000 Level 7	1000.000 Level 8							
25 Cyclohexanone	0.07872	0.08126	0.07739	0.12717	0.14524	0.16260			
	0.16603	0.14858					0.12337	31.195	
104 Pentachloroethane	+++++	+++++	+++++	+++++	+++++	+++++			
	+++++	+++++					+++++	+++++	<-
105 Benzyl Chloride	+++++	+++++	+++++	+++++	+++++	+++++			
	+++++	+++++					+++++	+++++	<-
134 Thiophene	+++++	+++++	+++++	+++++	+++++	+++++			
	+++++	+++++					+++++	+++++	<-
135 Crotononitrile(1st Isomer)	+++++	+++++	+++++	+++++	+++++	+++++			
	+++++	+++++					+++++	+++++	<-
136 Crotononitrile(2nd Isomer)	+++++	+++++	+++++	+++++	+++++	+++++			
	+++++	+++++					+++++	+++++	<-
M 137 Total Crotononitrile	+++++	+++++	+++++	+++++	+++++	+++++			
	+++++	+++++					+++++	+++++	<-
138 Paraldehyde	+++++	+++++	+++++	+++++	+++++	+++++			
	+++++	+++++					+++++	+++++	<-
139 3,3,5-Trimethylcyclohexanone	+++++	+++++	+++++	+++++	+++++	+++++			
	+++++	+++++					+++++	+++++	<-
140 1-Chlorohexane	+++++	+++++	+++++	+++++	+++++	+++++			
	+++++	+++++					+++++	+++++	<-
141 1,3,5-Trichlorobenzene	0.89321	0.94269	0.96907	0.96371	0.99798	1.05040			
	1.05840	1.11212					0.99845	7.129	

Report Date : 15-Jan-2010 11:21

TestAmerica North Canton

INITIAL CALIBRATION DATA

Start Cal Date : 08-JAN-2010 12:27
End Cal Date : 14-JAN-2010 17:14
Quant Method : ISTD
Origin : Disabled
Target Version : 4.14
Integrator : HP RTE
Method file : \\cansvr11\dd\chem\MSV\a3ux14.i\R00114A-IC.b\8260SUX14.m
Last Edit : 15-Jan-2010 11:15 a3ux14.i
Curve Type : Average

Compound	5.000 Level 1	10.000 Level 2	25.000 Level 3	50.000 Level 4	100.000 Level 5	250.000 Level 6	RRF	% RSD	
	500.000 Level 7	1000.000 Level 8							
143 Methyl Acetate	0.28099	0.25819	0.23630	0.23788	0.24808	0.23702			
	0.23392	0.21139					0.24297	8.361	
144 Methylcyclohexane	+++++	0.37722	0.46680	0.50751	0.51883	0.53127			
	0.55226	0.55891					0.50183	12.536	
145 Dimethoxymethane	+++++	+++++	+++++	+++++	+++++	+++++			
	+++++	+++++					+++++	+++++	<-
146 2-Methylnaphthalene	0.57760	0.51775	0.58935	0.74195	0.99907	1.26056			
	1.30874	1.20391					0.89987	36.876	
147 Ethyl Acrylate	+++++	+++++	+++++	+++++	+++++	+++++			
	+++++	+++++					+++++	+++++	<-
148 n-Butyl Acrylate	+++++	+++++	+++++	+++++	+++++	+++++			
	+++++	+++++					+++++	+++++	<-
149 1,2:3,4-Diepoxybutane	+++++	+++++	+++++	+++++	+++++	+++++			
	+++++	+++++					+++++	+++++	<-
150 Bromoacetone	+++++	+++++	+++++	+++++	+++++	+++++			
	+++++	+++++					+++++	+++++	<-
151 Allyl Alcohol	+++++	+++++	+++++	+++++	+++++	+++++			
	+++++	+++++					+++++	+++++	<-
152 Acenaphthylene	+++++	+++++	+++++	+++++	+++++	+++++			
	+++++	+++++					+++++	+++++	<-
153 Isopropyl Acetate	+++++	+++++	+++++	+++++	+++++	+++++			
	+++++	+++++					+++++	+++++	<-

Report Date : 15-Jan-2010 11:21

TestAmerica North Canton

INITIAL CALIBRATION DATA

Start Cal Date : 08-JAN-2010 12:27
End Cal Date : 14-JAN-2010 17:14
Quant Method : ISTD
Origin : Disabled
Target Version : 4.14
Integrator : HP RTE
Method file : \\cansvr11\dd\chem\MSV\a3ux14.i\R00114A-IC.b\8260SUX14.m
Last Edit : 15-Jan-2010 11:15 a3ux14.i
Curve Type : Average

Compound	5.000 Level 1	10.000 Level 2	25.000 Level 3	50.000 Level 4	100.000 Level 5	250.000 Level 6	500.000 Level 7	1000.000 Level 8	RRF	% RSD	
155 1,3-Butadiene	+++++	+++++	+++++	+++++	+++++	+++++	+++++	+++++	+++++	+++++	<-
156 tert-Butyl Ethyl ether	0.61614	0.61413	0.69838	0.73851	0.75170	0.79729	0.80616	0.81847	0.73010	11.114	
157 tert-Amyl Methyl ether	0.47295	0.44926	0.50746	0.57647	0.57895	0.62059	0.63683	0.63635	0.55986	13.270	
158 1,2,3-Trimethylbenzene	2.11844	1.94724	2.23055	2.47833	2.45175	2.55140	2.50282	2.63169	2.36403	10.094	
$ 4 Dibromofluoromethane	0.35258	0.29956	0.27622	0.26223	0.26209	0.25557	0.25080	0.24436	0.27543	12.912	
$ 5 1,2-Dichloroethane-d4	+++++	0.34034	0.30565	0.28206	0.28017	0.25995	0.25688	0.25166	0.28239	11.201	
$ 6 Toluene-d8	1.60296	1.28060	1.32050	1.30140	1.32373	1.36730	1.31365	1.33218	1.35529	7.609	
$ 7 Bromofluorobenzene	+++++	1.00528	0.92713	0.89738	0.89467	0.96270	0.88903	0.91268	0.92698	4.613	

Report Date : 15-Jan-2010 11:24

TestAmerica North Canton

INITIAL CALIBRATION DATA

Start Cal Date : 08-JAN-2010 12:27
End Cal Date : 14-JAN-2010 17:14
Quant Method : ISTD
Target Version : 4.14
Integrator : HP RTE
Method file : \\cansvr11\dd\chem\MSV\a3ux14.i\R00114A-IC.b\8260SUX14.m
Last Edit : 15-Jan-2010 11:15 a3ux14.i

Calibration File Names:
Level 1: \\cansvr11\dd\chem\MSV\a3ux14.i\R00114A-IC.b\147369.D
Level 2: \\cansvr11\dd\chem\MSV\a3ux14.i\R00114A-IC.b\147368.D
Level 3: \\cansvr11\dd\chem\MSV\a3ux14.i\R00114A-IC.b\147367.D
Level 4: \\cansvr11\dd\chem\MSV\a3ux14.i\R00114A-IC.b\147366.D
Level 5: \\cansvr11\dd\chem\MSV\a3ux14.i\R00114A-IC.b\147365.D
Level 6: \\cansvr11\dd\chem\MSV\a3ux14.i\R00114A-IC.b\147364.D
Level 7: \\cansvr11\dd\chem\MSV\a3ux14.i\R00114A-IC.b\147363.D
Level 8: \\cansvr11\dd\chem\MSV\a3ux14.i\R00114A-IC.b\147362.D

Compound	5.0000 Level 1	10.0000 Level 2	25.0000 Level 3	50.0000 Level 4	100.0000 Level 5	250.0000 Level 6	Curve	Coefficients b	Coefficients m1	Coefficients m2	%RSD or R^2
	500.0000 Level 7	1000.0000 Level 8									
8 Dichlorodifluoromethane	0.24512	0.22637	0.29312	0.26584	0.25836	0.22478					
	0.25377	0.25550					AVRG		0.25286		8.68705
9 Chloromethane	0.42760	0.36493	0.38632	0.37473	0.35555	0.33446					
	0.34515	0.33569					AVRG		0.36556		8.48878
10 Vinyl Chloride	0.26549	0.28334	0.29549	0.28345	0.28191	0.26248					
	0.26455	0.26910					AVRG		0.27573		4.32516

Report Date : 15-Jan-2010 11:24

TestAmerica North Canton

INITIAL CALIBRATION DATA

Start Cal Date : 08-JAN-2010 12:27
End Cal Date : 14-JAN-2010 17:14
Quant Method : ISTD
Target Version : 4.14
Integrator : HP RTE
Method file : \\cansvr11\dd\chem\MSV\a3ux14.i\R00114A-IC.b\8260SUX14.m
Last Edit : 15-Jan-2010 11:15 a3ux14.i

Compound	5.0000 Level 1	10.0000 Level 2	25.0000 Level 3	50.0000 Level 4	100.0000 Level 5	250.0000 Level 6	Curve	Coefficients b	m1	m2	%RSD or R^2
	500.0000 Level 7	1000.0000 Level 8									
11 Bromomethane	0.16671	0.14740	0.14735	0.11780	0.13810	0.12513					
	0.12079	0.11372					AVRG		0.13462		13.66298
12 Chloroethane	0.19677	0.17979	0.17143	0.16587	0.15197	0.14043					
	0.13197	+++++					AVRG		0.16260		13.96621
13 Trichlorofluoromethane	0.23047	0.24528	0.27583	0.28521	0.27605	0.25898					
	0.27441	0.27809					AVRG		0.26554		7.14904
14 Dichlorofluoromethane	0.29538	0.25019	0.29271	0.24864	0.26333	0.25614					
	0.21871	0.22084					AVRG		0.25574		11.12468
15 Acrolein	0.03500	0.03646	0.03273	0.03061	0.03485	0.02713					
	0.03125	0.02333					AVRG		0.03142		14.04042
16 Acetone	+++++	+++++	45722	72936	130272	288152					
	541674	894409					WLINR	-0.26836	0.07359		0.99144
17 1,1-Dichloroethene	0.25543	0.22821	0.24875	0.24244	0.24031	0.22889					
	0.23230	0.23451					AVRG		0.23886		4.07186

Report Date : 15-Jan-2010 11:24

TestAmerica North Canton

INITIAL CALIBRATION DATA

Start Cal Date : 08-JAN-2010 12:27
End Cal Date : 14-JAN-2010 17:14
Quant Method : ISTD
Target Version : 4.14
Integrator : HP RTE
Method file : \\cansvr11\dd\chem\MSV\a3ux14.i\R00114A-IC.b\8260SUX14.m
Last Edit : 15-Jan-2010 11:15 a3ux14.i

Compound	5.0000 Level 1	10.0000 Level 2	25.0000 Level 3	50.0000 Level 4	100.0000 Level 5	250.0000 Level 6	500.0000 Level 7	1000.0000 Level 8	Curve	Coefficients b	Coefficients m1	Coefficients m2	%RSD or R^2
18 Freon-113	0.15989	0.18326	0.19650	0.20474	0.19956	0.19157	0.19670	0.20241	AVRG		0.19183		7.57382
19 Iodomethane	0.41190	0.41853	0.41379	0.41730	0.39941	0.39424	0.39593	0.40575	AVRG		0.40711		2.37346
20 Carbon Disulfide	0.61213	0.67218	0.68222	0.69759	0.67790	0.68612	0.70728	0.73775	AVRG		0.68415		5.23131
21 Methylene Chloride	+++++	+++++	66631	109609	190625	434370	832867	1601722	WLINR	-0.09238	0.24722		0.99972
22 Acetonitrile	+++++	0.04002	0.03499	0.03418	0.03425	0.03141	0.03048	0.02681	AVRG		0.03316		12.50651
23 Acrylonitrile	0.09873	0.10132	0.09529	0.10049	0.10769	0.09823	0.09751	0.08789	AVRG		0.09839		5.70290
24 Methyl tert-butyl ether	0.53105	0.56003	0.58859	0.63771	0.65588	0.66764	0.67729	0.64640	AVRG		0.62058		8.68677

Report Date : 15-Jan-2010 11:24

TestAmerica North Canton

INITIAL CALIBRATION DATA

Start Cal Date : 08-JAN-2010 12:27
End Cal Date : 14-JAN-2010 17:14
Quant Method : ISTD
Target Version : 4.14
Integrator : HP RTE
Method file : \\cansvr11\dd\chem\MSV\a3ux14.i\R00114A-IC.b\8260SUX14.m
Last Edit : 15-Jan-2010 11:15 a3ux14.i

Compound	5.0000 Level 1	10.0000 Level 2	25.0000 Level 3	50.0000 Level 4	100.0000 Level 5	250.0000 Level 6	Curve	Coefficients b	m1	m2	%RSD or R^2
	500.0000 Level 7	1000.0000 Level 8									
25 trans-1,2-Dichloroethene	0.30298	0.27861	0.28146	0.28115	0.27412	0.26566					
	0.26968	0.26535					AVRG		0.27738		4.39407
26 Hexane	0.06818	0.05919	0.06347	0.06206	0.06340	0.06360					
	0.06492	0.06727					AVRG		0.06401		4.44604
27 Vinyl acetate	0.27857	0.26576	0.27708	0.30336	0.33467	0.36377					
	0.36959	0.36730					AVRG		0.32001		13.77658
154 Vinyl Acetate**2nd**	+++++	+++++	0.02226	0.02595	0.02824	0.03177					
	0.03104	0.03181					AVRG		0.02851		13.45027
28 1,1-Dichloroethane	0.47614	0.50016	0.51634	0.50469	0.49915	0.48570					
	0.49304	0.49547					AVRG		0.49634		2.43834
29 tert-Butyl Alcohol	0.02185	0.02007	0.02067	0.02240	0.02417	0.02556					
	0.02534	0.02084					AVRG		0.02261		9.53291
30 2-Butanone	0.15894	0.13321	0.11448	0.12355	0.12907	0.12850					
	0.12419	0.11292					AVRG		0.12811		11.15850

Report Date : 15-Jan-2010 11:24

TestAmerica North Canton

INITIAL CALIBRATION DATA

Start Cal Date : 08-JAN-2010 12:27
End Cal Date : 14-JAN-2010 17:14
Quant Method : ISTD
Target Version : 4.14
Integrator : HP RTE
Method file : \\cansvr11\dd\chem\MSV\a3ux14.i\R00114A-IC.b\8260SUX14.m
Last Edit : 15-Jan-2010 11:15 a3ux14.i

Compound	5.0000 Level 1	10.0000 Level 2	25.0000 Level 3	50.0000 Level 4	100.0000 Level 5	250.0000 Level 6	500.0000 Level 7	1000.0000 Level 8	Curve	Coefficients b	Coefficients m1	Coefficients m2	%RSD or R^2
M 31 1,2-Dichloroethene (total)	0.28719	0.27849	0.28402	0.28809	0.28260	0.27376	0.27838	0.27381	AVRG		0.28079		1.98343
32 cis-1,2-dichloroethene	0.27139	0.27837	0.28658	0.29502	0.29109	0.28186	0.28707	0.28227	AVRG		0.28421		2.61223
33 2,2-Dichloropropane	0.18179	0.17671	0.18243	0.19872	0.19625	0.20171	0.20572	0.21025	AVRG		0.19420		6.36588
34 Bromochloromethane	0.15515	0.13795	0.13821	0.13906	0.13595	0.13450	0.13437	0.12992	AVRG		0.13814		5.40535
35 Chloroform	0.47045	0.44710	0.45697	0.46723	0.45483	0.44638	0.44744	0.44930	AVRG		0.45496		2.06635
36 Tetrahydrofuran	+++++	0.09325	0.08510	0.08056	0.08038	0.08218	0.08397	0.07542	AVRG		0.08298		6.62614
37 1,1,1-Trichloroethane	0.29588	0.31020	0.31886	0.35046	0.32864	0.34089	0.33660	0.35024	AVRG		0.32897		5.93039

Report Date : 15-Jan-2010 11:24

TestAmerica North Canton

INITIAL CALIBRATION DATA

Start Cal Date : 08-JAN-2010 12:27
End Cal Date : 14-JAN-2010 17:14
Quant Method : ISTD
Target Version : 4.14
Integrator : HP RTE
Method file : \\cansvr11\dd\chem\MSV\a3ux14.i\R00114A-IC.b\8260SUX14.m
Last Edit : 15-Jan-2010 11:15 a3ux14.i

Compound	5.0000 Level 1	10.0000 Level 2	25.0000 Level 3	50.0000 Level 4	100.0000 Level 5	250.0000 Level 6	Curve	Coefficients b	m1	m2	%RSD or R^2	
	500.0000 Level 7	1000.0000 Level 8										
38 1,1-Dichloropropene	0.28692	0.30509	0.35013	0.35883	0.35804	0.35895						
	0.36427	0.37757					AVRG		0.34497		9.15384	
39 Carbon Tetrachloride	0.22410	0.27735	0.28113	0.30513	0.29106	0.29754						
	0.30178	0.30933					AVRG		0.28593		9.57695	
40 1,2-Dichloroethane	0.35141	0.32766	0.35354	0.33131	0.34294	0.33764						
	0.32608	0.32325					AVRG		0.33673		3.44971	
41 Benzene	1.08331	1.12270	1.09023	1.09541	1.05254	1.05927						
	1.06113	1.08007					AVRG		1.08058		2.13152	
42 Trichloroethene	0.29034	0.30732	0.29234	0.30670	0.29195	0.29551						
	0.29506	0.30332					AVRG		0.29782		2.31538	
43 1,2-Dichloropropane	0.25237	0.26526	0.26978	0.27227	0.27169	0.28057						
	0.27194	0.28181					AVRG		0.27071		3.39788	
44 1,4-Dioxane	0.00189	0.00177	0.00208	0.00233	0.00255	0.00261						
	0.00244	0.00220					AVRG		0.00223		13.73325	<-

Report Date : 15-Jan-2010 11:24

TestAmerica North Canton

INITIAL CALIBRATION DATA

Start Cal Date : 08-JAN-2010 12:27
End Cal Date : 14-JAN-2010 17:14
Quant Method : ISTD
Target Version : 4.14
Integrator : HP RTE
Method file : \\cansvr11\dd\chem\MSV\a3ux14.i\R00114A-IC.b\8260SUX14.m
Last Edit : 15-Jan-2010 11:15 a3ux14.i

Compound	5.0000 Level 1 / 500.0000 Level 7	10.0000 Level 2 / 1000.0000 Level 8	25.0000 Level 3	50.0000 Level 4	100.0000 Level 5	250.0000 Level 6	Curve	Coefficients b	Coefficients m1	Coefficients m2	%RSD or R^2
45 Dibromomethane	0.15115	0.12624	0.14050	0.13878	0.13553	0.14251					
	0.13416	0.13402					AVRG		0.13786		5.30742
46 Bromodichloromethane	0.24738	0.25905	0.26074	0.28159	0.28408	0.29465					
	0.29899	0.30915					AVRG		0.27945		7.78821
47 2-Chloroethyl vinyl ether	3648	7878	23645	55693	134569	422388					
	810988	1691171					WLINR	0.03726	0.13054		0.99676
48 cis-1,3-Dichloropropene	+++++	+++++	0.27586	0.31639	0.33554	0.37475					
	0.36803	0.39164					AVRG		0.34370		12.52759
49 4-Methyl-2-pentanone	+++++	0.23984	0.25432	0.28947	0.33068	0.34275					
	0.34389	0.31238					AVRG		0.30190		13.94881
50 Toluene	1.38045	1.38434	1.45659	1.46607	1.47019	1.53313					
	1.52477	1.59727					AVRG		1.47660		5.01494
51 trans-1,3-Dichloropropene	+++++	+++++	0.31461	0.34297	0.36832	0.42993					
	0.42615	0.44640					AVRG		0.38806		13.84071

Report Date : 15-Jan-2010 11:24

TestAmerica North Canton

INITIAL CALIBRATION DATA

Start Cal Date : 08-JAN-2010 12:27
End Cal Date : 14-JAN-2010 17:14
Quant Method : ISTD
Target Version : 4.14
Integrator : HP RTE
Method file : \\cansvr11\dd\chem\MSV\a3ux14.i\R00114A-IC.b\8260SUX14.m
Last Edit : 15-Jan-2010 11:15 a3ux14.i

Compound	5.0000 Level 1	10.0000 Level 2	25.0000 Level 3	50.0000 Level 4	100.0000 Level 5	250.0000 Level 6	Curve	Coefficients b	m1	m2	%RSD or R^2
	500.0000 Level 7	1000.0000 Level 8									
52 Ethyl Methacrylate	4328	8671	27032	60861	145998	473697					
	922275	1845847					WLINR	0.01741	0.38686		0.99729
53 1,1,2-Trichloroethane	0.27652	0.24754	0.27102	0.24977	0.26690	0.27474					
	0.25968	0.26111					AVRG		0.26341		4.12726
54 1,3-Dichloropropane	0.41224	0.41925	0.43850	0.43824	0.44711	0.47052					
	0.45056	0.45409					AVRG		0.44131		4.26941
55 Tetrachloroethene	0.29512	0.30909	0.32584	0.31806	0.30660	0.30873					
	0.31207	0.31840					AVRG		0.31174		2.97454
56 2-Hexanone	+++++	0.16511	0.17438	0.19153	0.22577	0.24702					
	0.23340	0.21874					AVRG		0.20799		14.99964
57 Dibromochloromethane	0.22968	0.23431	0.24259	0.27396	0.28218	0.30742					
	0.30938	0.32011					AVRG		0.27496		13.09878
58 1,2-Dibromoethane	0.26779	0.22456	0.23888	0.24547	0.26368	0.26991					
	0.26339	0.26091					AVRG		0.25432		6.37590

Report Date : 15-Jan-2010 11:24

TestAmerica North Canton

INITIAL CALIBRATION DATA

Start Cal Date : 08-JAN-2010 12:27
End Cal Date : 14-JAN-2010 17:14
Quant Method : ISTD
Target Version : 4.14
Integrator : HP RTE
Method file : \\cansvr11\dd\chem\MSV\a3ux14.i\R00114A-IC.b\8260SUX14.m
Last Edit : 15-Jan-2010 11:15 a3ux14.i

	5.0000	10.0000	25.0000	50.0000	100.0000	250.0000		Coefficients			%RSD
Compound	Level 1	Level 2	Level 3	Level 4	Level 5	Level 6	Curve	b	m1	m2	or R^2
	500.0000	1000.0000									
	Level 7	Level 8									
59 Chlorobenzene	1.07406	1.02899	1.00247	1.00614	0.99359	1.00884					
	0.98994	1.01551					AVRG		1.01494		2.64481
60 1,1,1,2-Tetrachloroethane	0.28131	0.31373	0.30846	0.32857	0.33095	0.33565					
	0.33775	0.33875					AVRG		0.32190		6.15282
61 Ethylbenzene	0.43458	0.49215	0.49804	0.53582	0.53723	0.56295					
	0.55878	0.56543					AVRG		0.52312		8.68099
62 m + p-Xylene	0.51104	0.56573	0.62070	0.66725	0.66450	0.68289					
	0.67052	0.68039					AVRG		0.63288		9.96787
M 63 Xylenes (total)	0.51222	0.55693	0.60257	0.65173	0.65226	0.67007					
	0.65695	0.66280					AVRG		0.62069		9.36388
64 Xylene-o	0.51458	0.53931	0.56631	0.62069	0.62779	0.64442					
	0.62980	0.62764					AVRG		0.59632		8.22302
65 Styrene	+++++	0.71838	0.83322	0.92205	0.99485	1.05417					
	1.05543	1.05710					AVRG		0.94789		13.85478

Report Date : 15-Jan-2010 11:24

TestAmerica North Canton

INITIAL CALIBRATION DATA

Start Cal Date : 08-JAN-2010 12:27
End Cal Date : 14-JAN-2010 17:14
Quant Method : ISTD
Target Version : 4.14
Integrator : HP RTE
Method file : \\cansvr11\dd\chem\MSV\a3ux14.i\R00114A-IC.b\8260SUX14.m
Last Edit : 15-Jan-2010 11:15 a3ux14.i

Compound	5.0000 Level 1	10.0000 Level 2	25.0000 Level 3	50.0000 Level 4	100.0000 Level 5	250.0000 Level 6	Curve	Coefficients b	m1	m2	%RSD or R^2
	500.0000 Level 7	1000.0000 Level 8									
66 Bromoform	0.13896	0.14466	0.14074	0.16038	0.16891	0.18971					
	0.19284	0.19554					AVRG		0.16647		14.39246
67 Isopropylbenzene	+++++	1.23184	1.49697	1.62185	1.67385	1.68068					
	1.73640	1.76109					AVRG		1.60039		11.49763
68 1,1,2,2-Tetrachloroethane	0.57457	0.61928	0.57194	0.60385	0.62132	0.66412					
	0.63399	0.61696					AVRG		0.61326		4.94005
69 1,4-Dichloro-2-butene	0.17621	0.16924	0.15831	0.18452	0.19355	0.21511					
	0.21145	0.21377					AVRG		0.19027		11.45111
70 1,2,3-Trichloropropane	0.17170	0.18316	0.17169	0.17403	0.17560	0.19019					
	0.17989	0.17552					AVRG		0.17772		3.59279
71 Bromobenzene	0.70970	0.71617	0.70245	0.71703	0.73838	0.77342					
	0.75106	0.78042					AVRG		0.73608		4.03551
72 n-Propylbenzene	+++++	+++++	0.72777	0.79541	0.85317	0.90389					
	0.89536	0.95944					AVRG		0.85584		9.72869

Report Date : 15-Jan-2010 11:24

TestAmerica North Canton

INITIAL CALIBRATION DATA

Start Cal Date : 08-JAN-2010 12:27
End Cal Date : 14-JAN-2010 17:14
Quant Method : ISTD
Target Version : 4.14
Integrator : HP RTE
Method file : \\cansvr11\dd\chem\MSV\a3ux14.i\R00114A-IC.b\8260SUX14.m
Last Edit : 15-Jan-2010 11:15 a3ux14.i

Compound	5.0000 Level 1	10.0000 Level 2	25.0000 Level 3	50.0000 Level 4	100.0000 Level 5	250.0000 Level 6	500.0000 Level 7	1000.0000 Level 8	Curve	Coefficients b	m1	m2	%RSD or R^2
73 2-Chlorotoluene	0.55746	0.60105	0.67157	0.70880	0.74867	0.75615	0.74480	0.78166	AVRG		0.69627		11.52577
74 1,3,5-Trimethylbenzene	+++++	1.71952	2.11358	2.35330	2.50416	2.56582	2.57516	2.76084	AVRG		2.37034		14.81939
75 4-Chlorotoluene	0.63259	0.65758	0.73077	0.75635	0.76530	0.78784	0.75676	0.79422	AVRG		0.73518		8.07128
76 tert-Butylbenzene	+++++	1.65508	1.96567	2.13250	2.25770	2.39270	2.40302	2.55722	AVRG		2.19484		13.98744
77 1,2,4-Trimethylbenzene	+++++	1.73397	2.21612	2.42169	2.52345	2.60369	2.61878	2.81885	AVRG		2.41951		14.66359
78 sec-Butylbenzene	+++++	2.27366	2.94181	3.10114	3.21818	3.36225	3.48658	3.71171	AVRG		3.15647		14.70069
79 4-Isopropyltoluene	+++++	+++++	2.29990	2.48976	2.64117	2.77039	2.84030	3.05466	AVRG		2.68270		9.95162

Report Date : 15-Jan-2010 11:24

TestAmerica North Canton

INITIAL CALIBRATION DATA

Start Cal Date : 08-JAN-2010 12:27
End Cal Date : 14-JAN-2010 17:14
Quant Method : ISTD
Target Version : 4.14
Integrator : HP RTE
Method file : \\cansvr11\dd\chem\MSV\a3ux14.i\R00114A-IC.b\8260SUX14.m
Last Edit : 15-Jan-2010 11:15 a3ux14.i

Compound	5.0000 Level 1	10.0000 Level 2	25.0000 Level 3	50.0000 Level 4	100.0000 Level 5	250.0000 Level 6	Curve	Coefficients b	m1	m2	%RSD or R^2
	500.0000 Level 7	1000.0000 Level 8									
80 1,3-Dichlorobenzene	1.39760	1.39536	1.36910	1.36814	1.38576	1.39827					
	1.39966	1.46646					AVRG		1.39754		2.19253
81 1,4-Dichlorobenzene	1.74236	1.47939	1.48759	1.42762	1.43281	1.41997					
	1.39725	1.47392					AVRG		1.48261		7.40164
82 n-Butylbenzene	+++++	+++++	1.99169	2.14846	2.23892	2.41147					
	2.49525	2.68071					AVRG		2.32775		10.74207
83 1,2-Dichlorobenzene	1.33193	1.33879	1.32606	1.29282	1.30517	1.28114					
	1.28168	1.31017					AVRG		1.30847		1.70934
84 1,2-Dibromo-3-chloropropane	+++++	0.09136	0.09272	0.10001	0.10606	0.11309					
	0.11941	0.11819					AVRG		0.10583		10.94328
85 1,2,4-Trichlorobenzene	0.73556	0.75799	0.76530	0.83332	0.85618	0.90598					
	0.94965	0.97001					AVRG		0.84675		10.60401
86 Hexachlorobutadiene	0.51656	0.52155	0.51347	0.51454	0.54954	0.54564					
	0.58146	0.59957					AVRG		0.54279		6.05828

Report Date : 15-Jan-2010 11:24

TestAmerica North Canton

INITIAL CALIBRATION DATA

Start Cal Date : 08-JAN-2010 12:27
End Cal Date : 14-JAN-2010 17:14
Quant Method : ISTD
Target Version : 4.14
Integrator : HP RTE
Method file : \\cansvr11\dd\chem\MSV\a3ux14.i\R00114A-IC.b\8260SUX14.m
Last Edit : 15-Jan-2010 11:15 a3ux14.i

Compound	5.0000 Level 1	10.0000 Level 2	25.0000 Level 3	50.0000 Level 4	100.0000 Level 5	250.0000 Level 6	Curve	Coefficients b	m1	m2	%RSD or R^2	
	500.0000 Level 7	1000.0000 Level 8										
87 Naphthalene	+++++	+++++	1.45699	1.76735	2.01575	2.11579						
	2.19283	2.14381					AVRG		1.94875		14.60005	
88 1,2,3-Trichlorobenzene	0.79204	0.77832	0.75896	0.81610	0.88582	0.87696						
	0.87713	0.88742					AVRG		0.83409		6.41740	
89 Ethyl Ether	0.22485	0.20658	0.21102	0.21793	0.21062	0.20849						
	0.20188	0.19532					AVRG		0.20958		4.33876	
90 Ethanol	+++++	+++++	+++++	+++++	+++++	+++++						
	+++++	+++++					AVRG		0.000e+000		0.000e+000	<-
91 3-Chloropropene	0.12004	0.11312	0.13322	0.12820	0.13044	0.13849						
	0.13535	0.14033					AVRG		0.12990		7.15953	
92 Isopropyl Ether	0.18891	0.18586	0.22686	0.24347	0.23727	0.23925						
	0.23203	0.22237					AVRG		0.22200		10.09720	
93 2-Chloro-1,3-butadiene	0.27829	0.25023	0.31281	0.33396	0.33597	0.36927						
	0.37475	0.39179					AVRG		0.33088		14.77999	

Report Date : 15-Jan-2010 11:24

TestAmerica North Canton

INITIAL CALIBRATION DATA

Start Cal Date : 08-JAN-2010 12:27
End Cal Date : 14-JAN-2010 17:14
Quant Method : ISTD
Target Version : 4.14
Integrator : HP RTE
Method file : \\cansvr11\dd\chem\MSV\a3ux14.i\R00114A-IC.b\8260SUX14.m
Last Edit : 15-Jan-2010 11:15 a3ux14.i

Compound	5.0000 Level 1	10.0000 Level 2	25.0000 Level 3	50.0000 Level 4	100.0000 Level 5	250.0000 Level 6	Curve	Coefficients b	m1	m2	%RSD or R^2	
	500.0000 Level 7	1000.0000 Level 8										
94 Propionitrile	0.04323	0.03827	0.03760	0.04128	0.04063	0.03981						
	0.03976	0.03448					AVRG		0.03938		6.70058	
95 Ethyl Acetate	0.22895	0.24226	0.24941	0.26510	0.26947	0.27468						
	0.29210	0.25422					AVRG		0.25952		7.68511	
96 Methacrylonitrile	0.09735	0.07350	0.08675	0.09490	0.09528	0.09838						
	0.10169	0.09061					AVRG		0.09231		9.63078	
97 Isobutanol	+++++	0.00664	0.00629	0.00721	0.00778	0.00876						
	0.00950	0.00782					AVRG		0.00771		14.72087	<-
98 Cyclohexane	+++++	0.47139	0.53141	0.58953	0.61395	0.61732						
	0.63420	0.65074					AVRG		0.58694		10.86460	
99 n-Butanol	4084	7525	18683	39595	97046	275820						
	634435	1047397					WLINR	0.22641	0.00832		0.99047	<-
100 Methyl Methacrylate	+++++	+++++	0.17278	0.18856	0.20508	0.21616						
	0.24767	0.22328					AVRG		0.20892		12.65583	

Report Date : 15-Jan-2010 11:24

TestAmerica North Canton

INITIAL CALIBRATION DATA

Start Cal Date : 08-JAN-2010 12:27
End Cal Date : 14-JAN-2010 17:14
Quant Method : ISTD
Target Version : 4.14
Integrator : HP RTE
Method file : \\cansvr11\dd\chem\MSV\a3ux14.i\R00114A-IC.b\8260SUX14.m
Last Edit : 15-Jan-2010 11:15 a3ux14.i

Compound	5.0000 Level 1	10.0000 Level 2	25.0000 Level 3	50.0000 Level 4	100.0000 Level 5	250.0000 Level 6	Curve	Coefficients b	m1	m2	%RSD or R^2	
	500.0000 Level 7	1000.0000 Level 8										
101 2-Nitropropane	0.07165	0.05857	0.05550	0.05574	0.05968	0.06445						
	0.07296	0.06735					AVRG		0.06324		10.92691	
102 Chloropicrin	+++++	+++++	+++++	+++++	+++++	+++++						
	+++++	+++++					AVRG		0.000e+000		0.000e+000	<-
25 Cyclohexanone	8103	16991	42148	143207	338140	939927						
	2071142	3547057					WLINR	0.17907	0.15636		0.99469	
104 Pentachloroethane	+++++	+++++	+++++	+++++	+++++	+++++						
	+++++	+++++					AVRG		0.000e+000		0.000e+000	<-
105 Benzyl Chloride	+++++	+++++	+++++	+++++	+++++	+++++						
	+++++	+++++					AVRG		0.000e+000		0.000e+000	<-
134 Thiophene	+++++	+++++	+++++	+++++	+++++	+++++						
	+++++	+++++					AVRG		0.000e+000		0.000e+000	<-
135 Crotononitrile(1st Isomer)	+++++	+++++	+++++	+++++	+++++	+++++						
	+++++	+++++					AVRG		0.000e+000		0.000e+000	<-

Report Date : 15-Jan-2010 11:24

TestAmerica North Canton

INITIAL CALIBRATION DATA

Start Cal Date : 08-JAN-2010 12:27
End Cal Date : 14-JAN-2010 17:14
Quant Method : ISTD
Target Version : 4.14
Integrator : HP RTE
Method file : \\cansvr11\dd\chem\MSV\a3ux14.i\R00114A-IC.b\8260SUX14.m
Last Edit : 15-Jan-2010 11:15 a3ux14.i

Compound	5.0000 Level 1	10.0000 Level 2	25.0000 Level 3	50.0000 Level 4	100.0000 Level 5	250.0000 Level 6	500.0000 Level 7	1000.0000 Level 8	Curve	Coefficients b	m1	m2	%RSD or R^2	
136 Crotononitrile(2nd Isomer)	+++++	+++++	+++++	+++++	+++++	+++++	+++++		AVRG		0.000e+000		0.000e+000	<-
M 137 Total Crotononitrile	+++++	+++++	+++++	+++++	+++++	+++++	+++++		AVRG		0.000e+000		0.000e+000	<-
138 Paraldehyde	+++++	+++++	+++++	+++++	+++++	+++++	+++++		AVRG		0.000e+000		0.000e+000	<-
139 3,3,5-Trimethylcyclohexanone	+++++	+++++	+++++	+++++	+++++	+++++	+++++		AVRG		0.000e+000		0.000e+000	<-
140 1-Chlorohexane	+++++	+++++	+++++	+++++	+++++	+++++	+++++		AVRG		0.000e+000		0.000e+000	<-
141 1,3,5-Trichlorobenzene	0.89321	0.94269	0.96907	0.96371	0.99798	1.05040	1.05840	1.11212	AVRG		0.99845		7.12939	
143 Methyl Acetate	0.28099	0.25819	0.23630	0.23788	0.24808	0.23702	0.23392	0.21139	AVRG		0.24297		8.36108	

Report Date : 15-Jan-2010 11:24

TestAmerica North Canton

INITIAL CALIBRATION DATA

Start Cal Date : 08-JAN-2010 12:27
End Cal Date : 14-JAN-2010 17:14
Quant Method : ISTD
Target Version : 4.14
Integrator : HP RTE
Method file : \\cansvr11\dd\chem\MSV\a3ux14.i\R00114A-IC.b\8260SUX14.m
Last Edit : 15-Jan-2010 11:15 a3ux14.i

Compound	5.0000 Level 1	10.0000 Level 2	25.0000 Level 3	50.0000 Level 4	100.0000 Level 5	250.0000 Level 6	500.0000 Level 7	1000.0000 Level 8	Curve	Coefficients b	m1	m2	%RSD or R^2	
144 Methylcyclohexane	+++++	0.37722	0.46680	0.50751	0.51883	0.53127	0.55226	0.55891	AVRG		0.50183		12.53567	
145 Dimethoxymethane	+++++	+++++	+++++	+++++	+++++	+++++	+++++	+++++	AVRG		0.000e+000		0.000e+000	<-
146 2-Methylnaphthalene	11891	21653	64191	167109	465200	1457360	3265074	5748365	WLINR	0.04667	1.24100		0.99253	
147 Ethyl Acrylate	+++++	+++++	+++++	+++++	+++++	+++++	+++++	+++++	AVRG		0.000e+000		0.000e+000	<-
148 n-Butyl Acrylate	+++++	+++++	+++++	+++++	+++++	+++++	+++++	+++++	AVRG		0.000e+000		0.000e+000	<-
149 1,2:3,4-Diepoxybutane	+++++	+++++	+++++	+++++	+++++	+++++	+++++	+++++	AVRG		0.000e+000		0.000e+000	<-
150 Bromoacetone	+++++	+++++	+++++	+++++	+++++	+++++	+++++	+++++	AVRG		0.000e+000		0.000e+000	<-

Report Date : 15-Jan-2010 11:24

TestAmerica North Canton

INITIAL CALIBRATION DATA

Start Cal Date : 08-JAN-2010 12:27
End Cal Date : 14-JAN-2010 17:14
Quant Method : ISTD
Target Version : 4.14
Integrator : HP RTE
Method file : \\cansvr11\dd\chem\MSV\a3ux14.i\R00114A-IC.b\8260SUX14.m
Last Edit : 15-Jan-2010 11:15 a3ux14.i

Compound	5.0000 Level 1	10.0000 Level 2	25.0000 Level 3	50.0000 Level 4	100.0000 Level 5	250.0000 Level 6	Curve	Coefficients b	m1	m2	%RSD or R^2	
	500.0000 Level 7	1000.0000 Level 8										
151 Allyl Alcohol	+++++	+++++	+++++	+++++	+++++	+++++						
	+++++	+++++					AVRG		0.000e+000		0.000e+000	<-
152 Acenaphthylene	+++++	+++++	+++++	+++++	+++++	+++++						
	+++++	+++++					AVRG		0.000e+000		0.000e+000	<-
153 Isopropyl Acetate	+++++	+++++	+++++	+++++	+++++	+++++						
	+++++	+++++					AVRG		0.000e+000		0.000e+000	<-
155 1,3-Butadiene	+++++	+++++	+++++	+++++	+++++	+++++						
	+++++	+++++					AVRG		0.000e+000		0.000e+000	<-
156 tert-Butyl Ethyl ether	0.61614	0.61413	0.69838	0.73851	0.75170	0.79729						
	0.80616	0.81847					AVRG		0.73010		11.11396	
157 tert-Amyl Methyl ether	0.47295	0.44926	0.50746	0.57647	0.57895	0.62059						
	0.63683	0.63635					AVRG		0.55986		13.26984	
158 1,2,3-Trimethylbenzene	2.11844	1.94724	2.23055	2.47833	2.45175	2.55140						
	2.50282	2.63169					AVRG		2.36403		10.09434	

Report Date : 15-Jan-2010 11:24

TestAmerica North Canton

INITIAL CALIBRATION DATA

Start Cal Date : 08-JAN-2010 12:27
End Cal Date : 14-JAN-2010 17:14
Quant Method : ISTD
Target Version : 4.14
Integrator : HP RTE
Method file : \\cansvr11\dd\chem\MSV\a3ux14.i\R00114A-IC.b\8260SUX14.m
Last Edit : 15-Jan-2010 11:15 a3ux14.i

Compound	5.0000 Level 1	10.0000 Level 2	25.0000 Level 3	50.0000 Level 4	100.0000 Level 5	250.0000 Level 6	Curve	Coefficients b	m1	m2	%RSD or R^2
	500.0000 Level 7	1000.0000 Level 8									
$ 4 Dibromofluoromethane	0.35258	0.29956	0.27622	0.26223	0.26209	0.25557					
	0.25080	0.24436					AVRG		0.27543		12.91202
$ 5 1,2-Dichloroethane-d4	+++++	0.34034	0.30565	0.28206	0.28017	0.25995					
	0.25688	0.25166					AVRG		0.28239		11.20112
$ 6 Toluene-d8	1.60296	1.28060	1.32050	1.30140	1.32373	1.36730					
	1.31365	1.33218					AVRG		1.35529		7.60888
$ 7 Bromofluorobenzene	+++++	1.00528	0.92713	0.89738	0.89467	0.96270					
	0.88903	0.91268					AVRG		0.92698		4.61306

Report Date : 15-Jan-2010 11:24

TestAmerica North Canton

INITIAL CALIBRATION DATA

Start Cal Date : 08-JAN-2010 12:27
End Cal Date : 14-JAN-2010 17:14
Quant Method : ISTD
Target Version : 4.14
Integrator : HP RTE
Method file : \\cansvr11\dd\chem\MSV\a3ux14.i\R00114A-IC.b\8260SUX14.m
Last Edit : 15-Jan-2010 11:15 a3ux14.i

Curve	Formula	Units
Averaged	Amt = Rsp/m1	Response
Wt Linear	Amt = b + Rsp/m1	Response

Data review checklist: 8260 A/8260B/624 Initial Calibration

Method (check the applicable box): ☐ 8260A ☒ 8260B ☐ 624

Analysis Date: _____ **Run batch ID:** R001144-IC

Curve ID: R00114 / R00114-BB **(curve ID must include instrument designation and date reference)**

Acceptance criteria is found in the applicable laboratory SOP. If item is N/A, mark as such in Notes column

Item for review	Level I Yes	Level I No	Level II Yes	Level II No
Tune:				
BFB passes, all points within 12 hr clock (24 hr for 624)	Yes		Yes	
All calibration points ID'd on Calibration Summary Form	Yes		Yes	
Documentation: Raw data and run logs present for all points	Yes		Yes	
Run log and Raw data clearly indicate method by version	Yes		Yes	
RLs: Minimum of 5 points, lowest standards at or below RL	Yes		Yes	
Linearity: 8260 CCCs ≤ 30% RSD	Yes		Yes	
Linear Regression curve fit for all >15% RSD (35% 624) r2>0.980 (r>0.990)	Yes		Yes	
Plots for all Linear Regressions printed	Yes		Yes	
Response: SPCCs all pass minimum response factors	Yes		Yes	
ICV- Second source standard Analytes 60-140% recovery, problem compounds may be allowed outside these limits, but must be evaluated (acrolein, acrylonitrile, 2-ceve, propionitrile, trans 1,4-dichloro-2-butene) Internal Standards 50-200% of recent curve	Yes		Yes	
Manual integrations: necessary, correct & documented	NA		NA	
Other: Verify Avg RF on Cal Summary matches Avg RF on Con Cal form	NA		NA	

Reviewed by Analyst/ Level I: _____ Date: 1-19-10

Reviewed by Peer/Sup/ Level II: _____ Date: 1-18-10

By signing in "Reviewed by" above I agree that I have reviewed the data as indicated on this checklist.

*Peer/Sup only: In addition to the items above, all manual integrations in this package have been reviewed and found acceptable.

Reviewed by Peer/Sup: _____ Date: _____

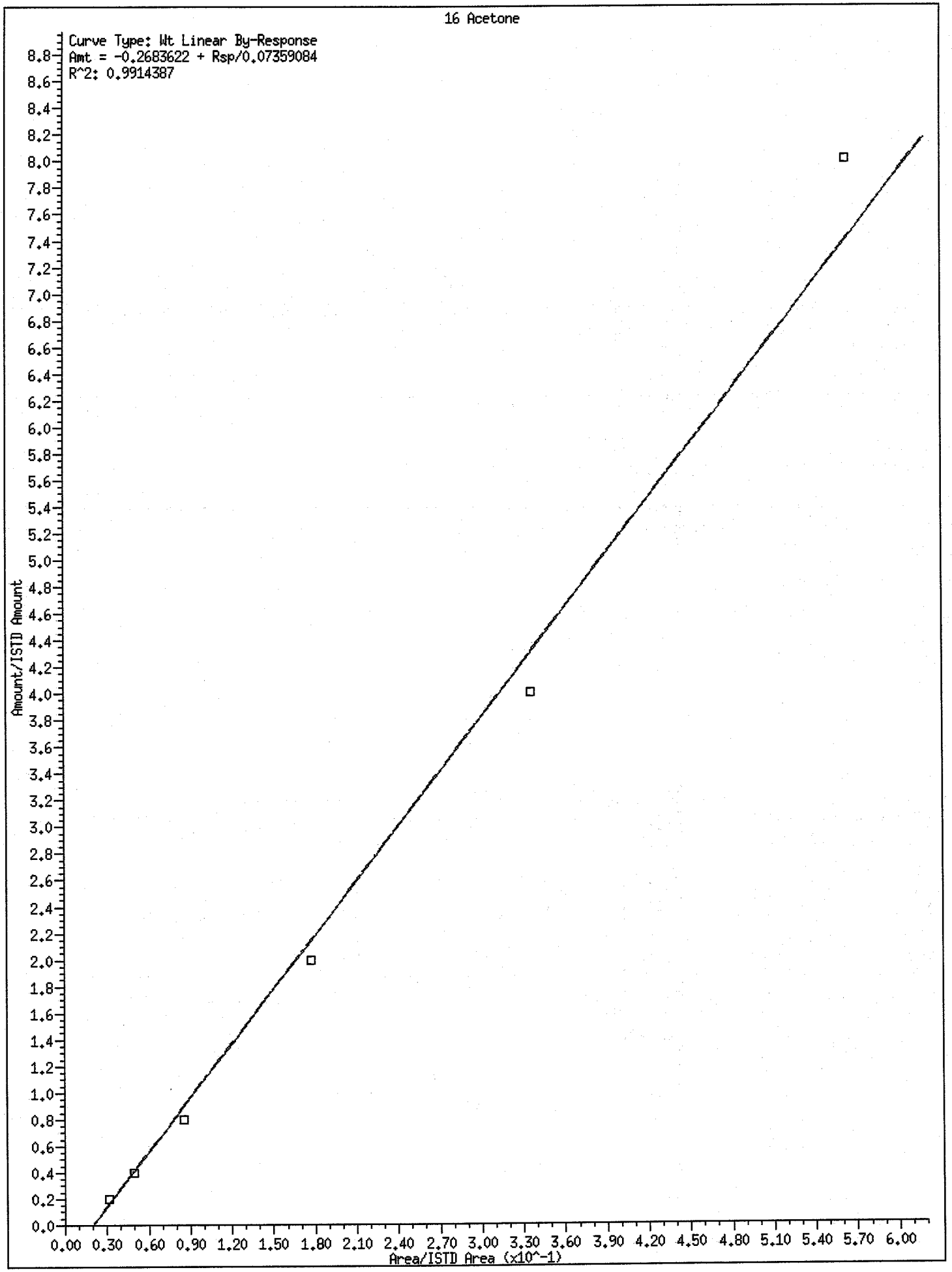
16 Acetone
Curve Type: Wt Linear By-Response
Amt = -0.2683622 + Rsp/0.07359084
R^2: 0.9914387
Amount/ISTD Amount
Area/ISTD Area (x10^-1)
0.0 0.2 0.4 0.6 0.8 1.0 1.2 1.4 1.6 1.8 2.0 2.2 2.4 2.6 2.8 3.0 3.2 3.4 3.6 3.8 4.0 4.2 4.4 4.6 4.8 5.0 5.2 5.4 5.6 5.8 6.0 6.2 6.4 6.6 6.8 7.0 7.2 7.4 7.6 7.8 8.0 8.2 8.4 8.6 8.8
0.00 0.30 0.60 0.90 1.20 1.50 1.80 2.10 2.40 2.70 3.00 3.30 3.60 3.90 4.20 4.50 4.80 5.10 5.40 5.70 6.00

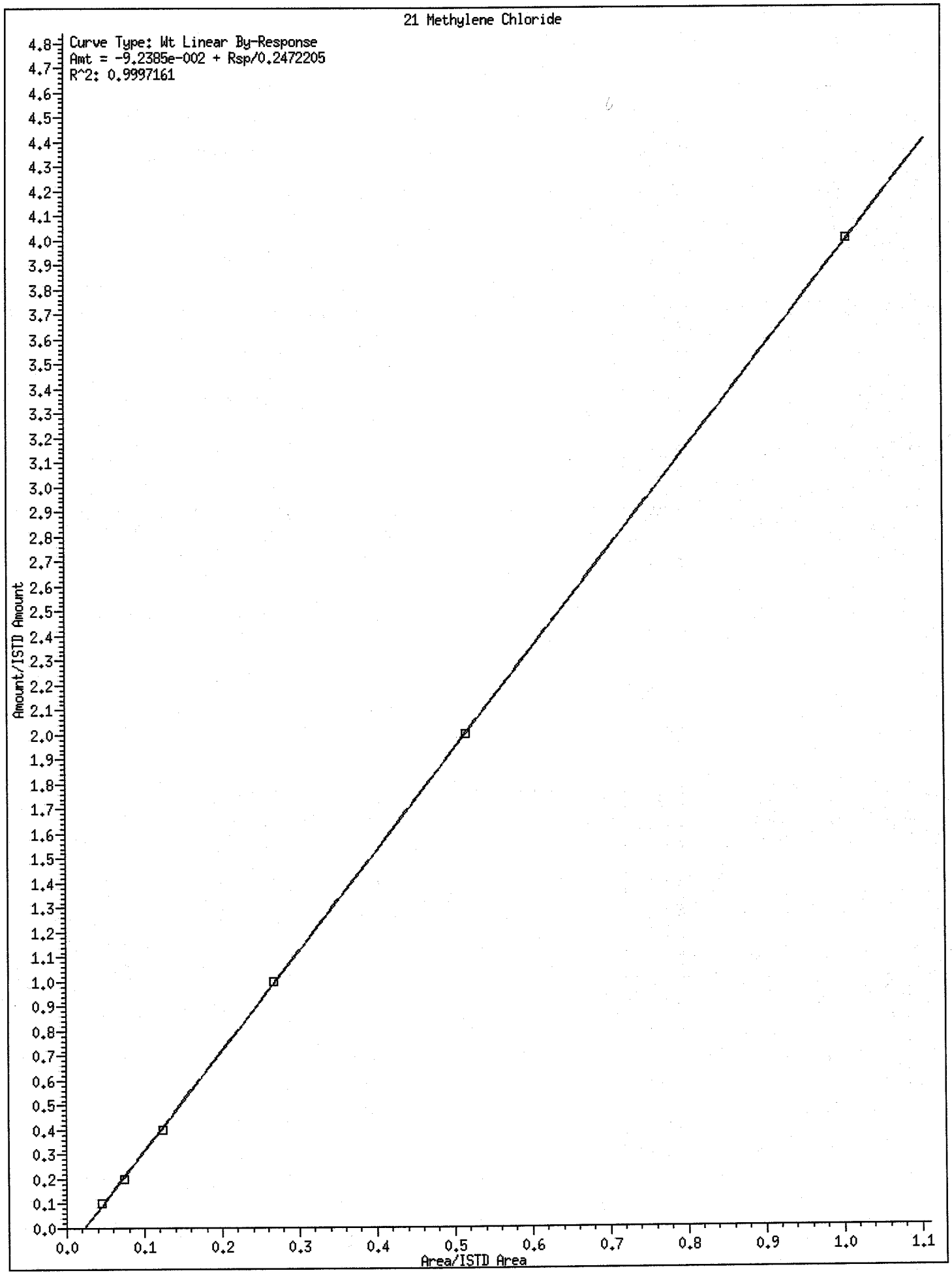
21 Methylene Chloride
Curve Type: Wt Linear By-Response
Amt = -9.2385e-002 + Rsp/0.2472205
R^2: 0.9997161
Amount/ISTD Amount
Area/ISTD Area
0.0
0.1
0.2
0.3
0.4
0.5
0.6
0.7
0.8
0.9
1.0
1.1
4.8
4.7
4.6
4.5
4.4
4.3
4.2
4.1
4.0
3.9
3.8
3.7
3.6
3.5
3.4
3.3
3.2
3.1
3.0
2.9
2.8
2.7
2.6
2.5
2.4
2.3
2.2
2.1
2.0
1.9
1.8
1.7
1.6
1.5
1.4
1.3
1.2
1.1
1.0
0.9
0.8
0.7
0.6
0.5
0.4
0.3
0.2
0.1
0.0

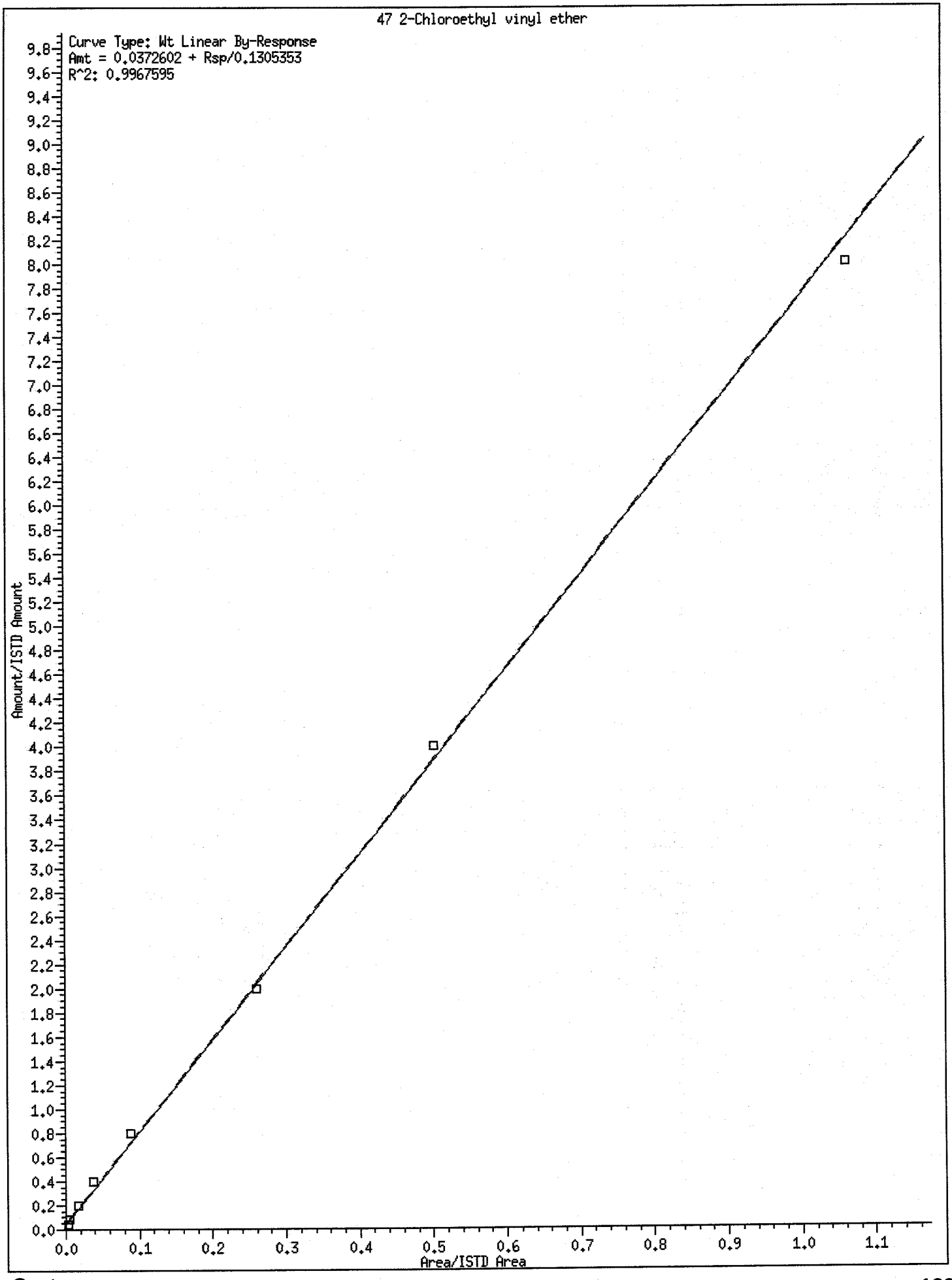
47 2-Chloroethyl vinyl ether
Curve Type: Wt Linear By-Response
Amt = 0.0372602 + Rsp/0.1305353
R^2: 0.9967595
Amount/ISTD Amount
Area/ISTD Area

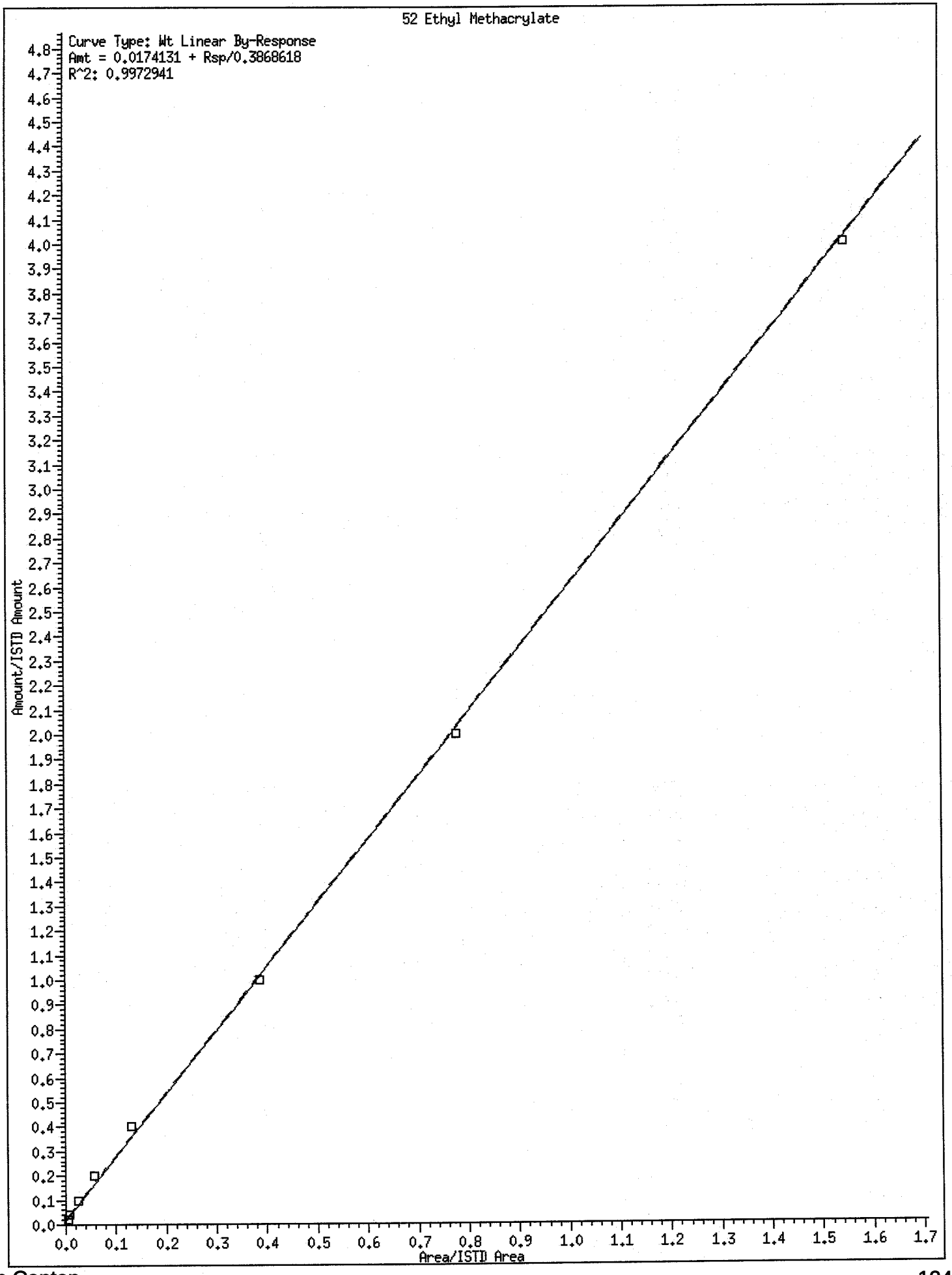
52 Ethyl Methacrylate
Curve Type: Wt Linear By-Response
Amt = 0.0174131 + Rsp/0.3868618
R^2: 0.9972941
Amount/ISTD Amount
Area/ISTD Area

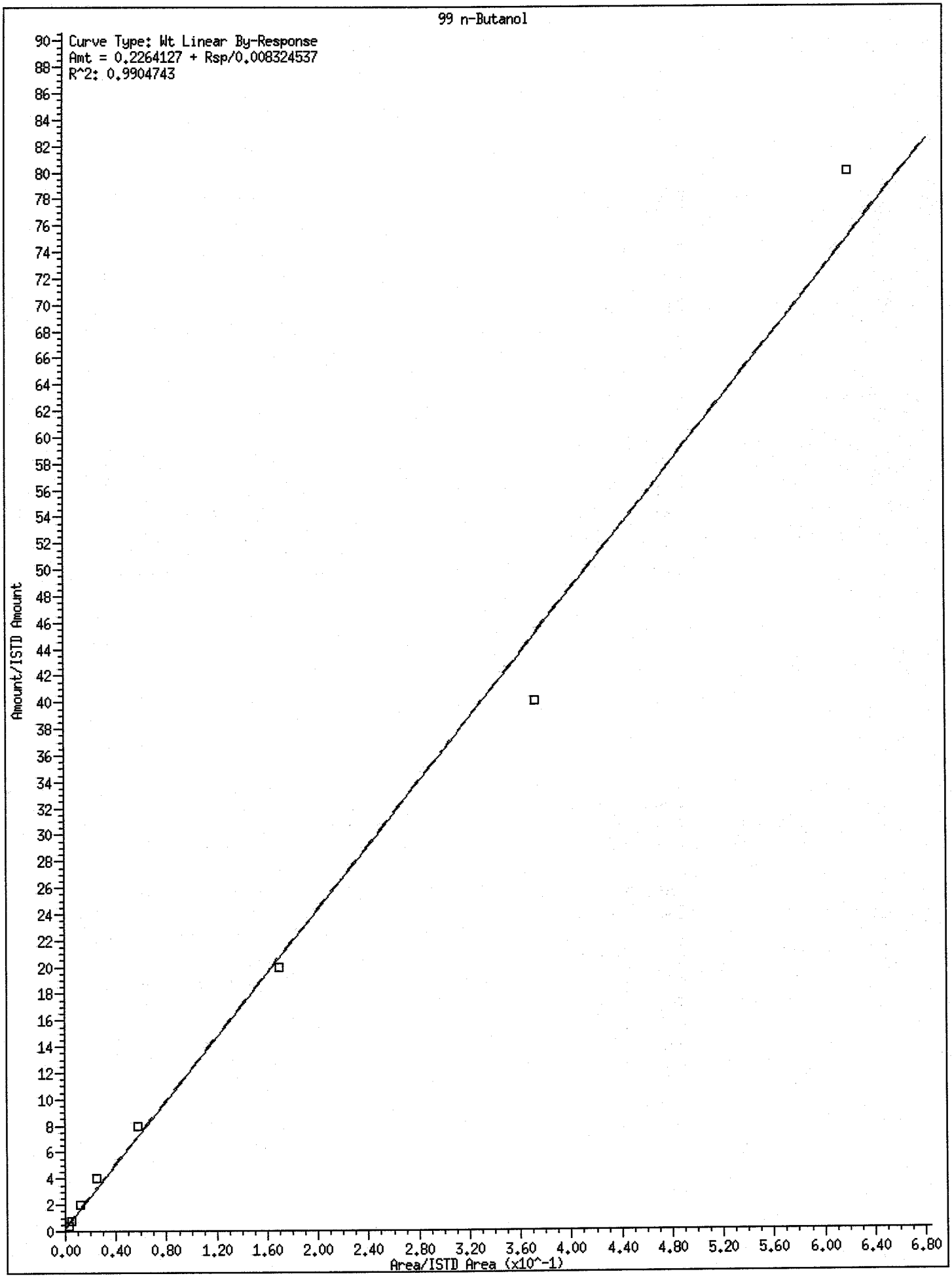
99 n-Butanol
Curve Type: Wt Linear By-Response
Amt = 0.2264127 + Rsp/0.008324537
R^2: 0.9904743
Amount/ISTD Amount
Area/ISTD Area (x10^-1)
0.00
0.40
0.80
1.20
1.60
2.00
2.40
2.80
3.20
3.60
4.00
4.40
4.80
5.20
5.60
6.00
6.40
6.80

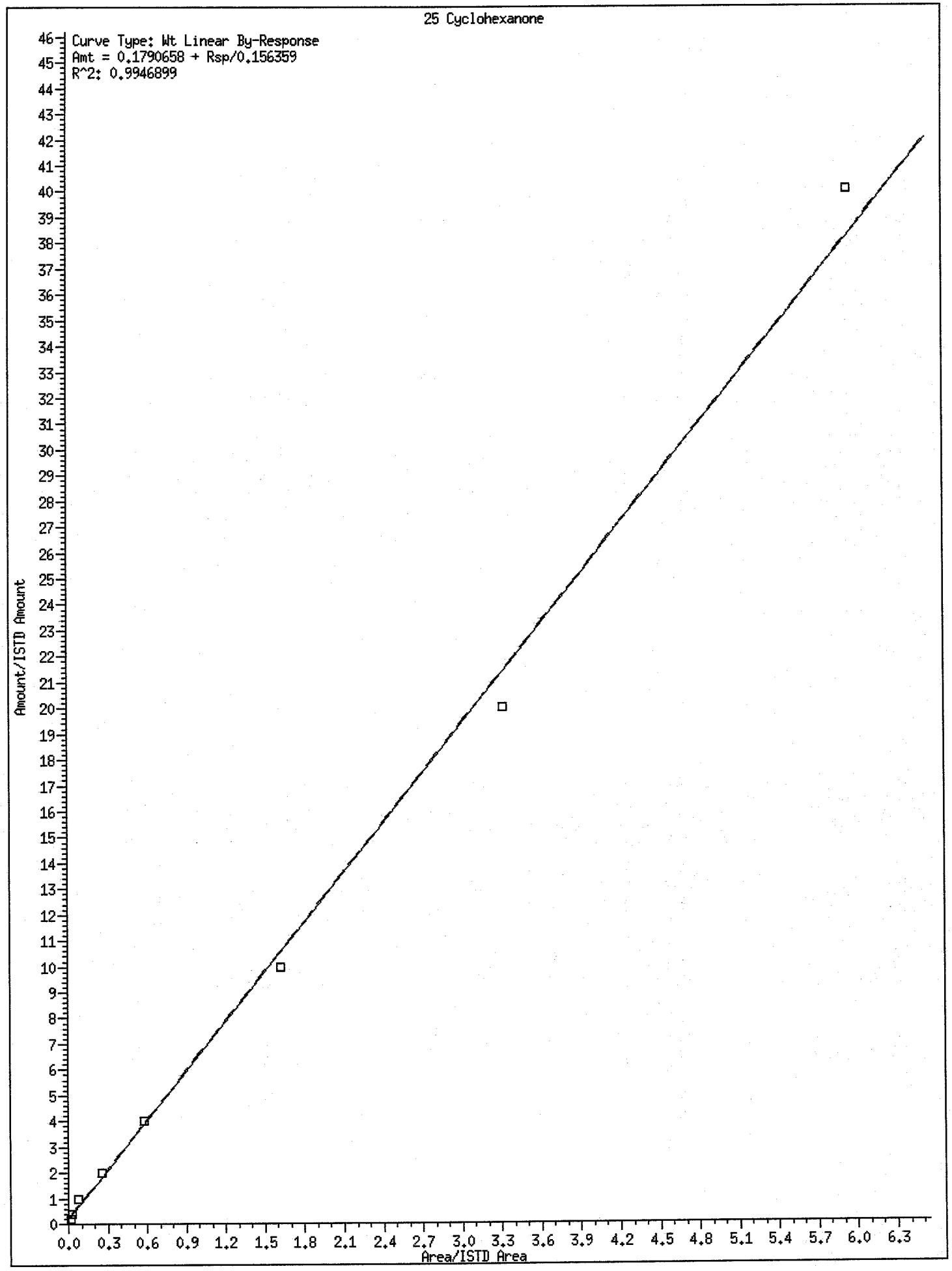
25 Cyclohexanone
Curve Type: Wt Linear By-Response
Amt = 0.1790658 + Rsp/0.156359
R^2: 0.9946899
Amount/ISTD Amount
Area/ISTD Area
0.0 0.3 0.6 0.9 1.2 1.5 1.8 2.1 2.4 2.7 3.0 3.3 3.6 3.9 4.2 4.5 4.8 5.1 5.4 5.7 6.0 6.3

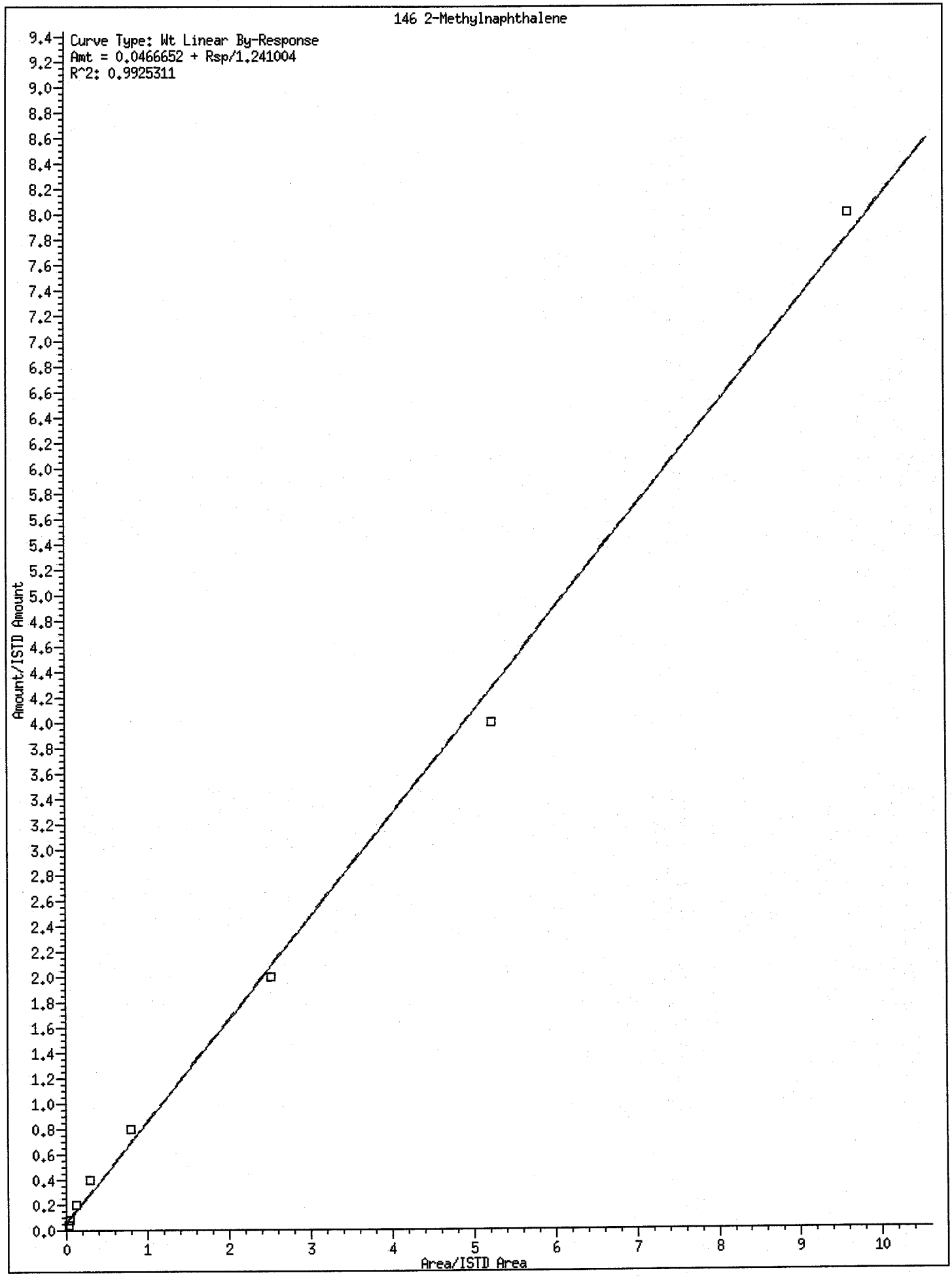
146 2-Methylnaphthalene
Curve Type: Wt Linear By-Response
Amt = 0.0466652 + Rsp/1.241004
R^2: 0.9925311
Amount/ISTD Amount
Area/ISTD Area
0.0
0.2
0.4
0.6
0.8
1.0
1.2
1.4
1.6
1.8
2.0
2.2
2.4
2.6
2.8
3.0
3.2
3.4
3.6
3.8
4.0
4.2
4.4
4.6
4.8
5.0
5.2
5.4
5.6
5.8
6.0
6.2
6.4
6.6
6.8
7.0
7.2
7.4
7.6
7.8
8.0
8.2
8.4
8.6
8.8
9.0
9.2
9.4
0
1
2
3
4
5
6
7
8
9
10

Data File: \\cansvr11\dd\chem\MSV\a3ux14.i\R00114A-IC.b\147352.D
Report Date: 15-Jan-2010 11:14

TestAmerica North Canton

VOLATILE REPORT SW-846 Method 8260A/8260B

Data file : \\cansvr11\dd\chem\MSV\a3ux14.i\R00114A-IC.b\147352.D
Lab Smp Id: 1000NG-IC
Inj Date : 14-JAN-2010 10:45
Operator : 2807 Inst ID: a3ux14.i
Smp Info : 1000NG-IC
Misc Info : R00114A-IC,8260SUX14,1-8260.SUB,2807,1,8
Comment :
Method : \\cansvr11\dd\chem\MSV\a3ux14.i\R00114A-IC.b\8260SUX14.m
Meth Date : 15-Jan-2010 11:14 a3ux14.i Quant Type: ISTD
Cal Date : 14-JAN-2010 17:14 Cal File: 147369.D
Als bottle: 2 Calibration Sample, Level: 8
Dil Factor: 1.00000
Integrator: HP RTE Compound Sublist: 1-8260.SUB
Target Version: 4.14
Processing Host: CANPMSV26

Concentration Formula: Amt * DF * 1/Vo * CpndVariable

Name	Value	Description
DF	1.000	Dilution Factor
Vo	5.000	Sample Volume
Va	100.000	Injection Volume
Cpnd Variable		Local Compound Variable

	Compounds	QUANT SIG MASS	RT	EXP RT	REL RT	RESPONSE	AMOUNTS CAL-AMT (ng)	AMOUNTS ON-COL (ng)
*	1 Fluorobenzene	96	6.599	6.599	(1.000)	1586660	250.000	
*	2 Chlorobenzene-d5	117	9.333	9.333	(1.000)	1191268	250.000	
*	3 1,4-Dichlorobenzene-d4	152	11.309	11.309	(1.000)	599657	250.000	
$	4 Dibromofluoromethane	113	5.901	5.901	(0.894)	1550872	1000.00	887.21
$	5 1,2-Dichloroethane-d4	65	6.244	6.244	(0.946)	1597211	1000.00	891.20
$	6 Toluene-d8	98	8.090	8.090	(0.867)	6347919	1000.00	982.95
$	7 Bromofluorobenzene	95	10.327	10.327	(0.913)	2189170	1000.00	984.57
	8 Dichlorodifluoromethane	85	1.298	1.298	(0.197)	1621536	1000.00	1010.4(A)
	9 Chloromethane	50	1.452	1.452	(0.220)	2130506	1000.00	918.30
	10 Vinyl Chloride	62	1.570	1.570	(0.238)	1707911	1000.00	975.98
	12 Chloroethane	64	1.973	1.973	(0.299)	705117	1000.00	683.26
	13 Trichlorofluoromethane	101	2.268	2.268	(0.344)	1764921	1000.00	1047.2(A)
	15 Acrolein	56	2.730	2.730	(0.414)	1480430	10000.0	7423.8
	16 Acetone	43	2.943	2.943	(0.446)	894409	2000.00	1338.7
	17 1,1-Dichloroethene	96	2.848	2.848	(0.432)	1488368	1000.00	981.82
	18 Freon-113	151	2.884	2.884	(0.437)	1284629	1000.00	1055.2(A)
	19 Iodomethane	142	3.014	3.014	(0.457)	2575142	1000.00	996.67
	20 Carbon Disulfide	76	3.097	3.097	(0.469)	4682251	1000.00	1078.4(A)
	21 Methylene Chloride	84	3.499	3.499	(0.530)	1601722	1000.00	787.44
	22 Acetonitrile	41	3.286	3.286	(0.498)	1701843	10000.0	8085.7
	23 Acrylonitrile	53	3.890	3.890	(0.589)	1115549	2000.00	1786.4
	24 Methyl tert-butyl ether	73	3.972	3.972	(0.602)	4102482	1000.00	1041.6(A)

Data File: \\cansvr11\dd\chem\MSV\a3ux14.i\R00114A-IC.b\147352.D
Report Date: 15-Jan-2010 11:14

	Compounds	QUANT SIG MASS	RT	EXP RT	REL RT	RESPONSE	AMOUNTS CAL-AMT (ng)	AMOUNTS ON-COL (ng)
25	trans-1,2-Dichloroethene	96	3.925	3.925	(0.595)	1684085	1000.00	956.64
26	Hexane	86	4.387	4.387	(0.665)	426926	1000.00	1050.9(A)
27	Vinyl acetate	43	4.694	4.694	(0.711)	2331140	1000.00	1147.8(A)
154	Vinyl Acetate**2nd**	86	4.694	4.694	(0.711)	201884	1000.00	1115.6(A)
28	1,1-Dichloroethane	63	4.564	4.564	(0.692)	3144585	1000.00	998.26
29	tert-Butyl Alcohol	59	3.795	3.795	(0.575)	2645703	20000.0	18434
30	2-Butanone	43	5.380	5.380	(0.815)	1433284	2000.00	1762.8
M 31	1,2-Dichloroethene (total)	96				3475574	2000.00	
32	cis-1,2-dichloroethene	96	5.333	5.333	(0.808)	1791489	1000.00	993.19
33	2,2-Dichloropropane	77	5.321	5.321	(0.806)	1334401	1000.00	1082.7(A)
34	Bromochloromethane	128	5.605	5.605	(0.849)	824533	1000.00	940.48
35	Chloroform	83	5.724	5.724	(0.867)	2851538	1000.00	987.55
36	Tetrahydrofuran	42	5.676	5.676	(0.860)	478646	1000.00	908.86
37	1,1,1-Trichloroethane	97	5.901	5.901	(0.894)	2222868	1000.00	1064.7(A)
38	1,1-Dichloropropene	75	6.090	6.090	(0.923)	2396279	1000.00	1094.5(A)
39	Carbon Tetrachloride	117	6.090	6.090	(0.923)	1963226	1000.00	1081.8(A)
40	1,2-Dichloroethane	62	6.327	6.327	(0.959)	2051530	1000.00	959.96
41	Benzene	78	6.303	6.303	(0.955)	6854817	1000.00	999.52
42	Trichloroethene	130	6.966	6.966	(1.056)	1925055	1000.00	1018.5(A)
43	1,2-Dichloropropane	63	7.167	7.167	(1.086)	1788554	1000.00	1041.0(A)
44	1,4-Dioxane	88	7.309	7.309	(1.108)	697021	50000.0	49168
45	Dibromomethane	93	7.274	7.274	(1.102)	850550	1000.00	972.11
46	Bromodichloromethane	83	7.439	7.439	(1.127)	1962059	1000.00	1106.3(A)
47	2-Chloroethyl vinyl ether	63	7.723	7.723	(1.170)	1691171	2000.00	2615.4(A)
48	cis-1,3-Dichloropropene	75	7.842	7.842	(1.188)	2485625	1000.00	1139.5(A)
49	4-Methyl-2-pentanone	43	7.996	7.996	(0.857)	2976998	2000.00	2069.4(A)
50	Toluene	91	8.149	8.149	(0.873)	7611084	1000.00	1081.7(A)
51	trans-1,3-Dichloropropene	75	8.339	8.339	(0.894)	2127124	1000.00	1150.3(A)
52	Ethyl Methacrylate	69	8.433	8.433	(0.904)	1845847	1000.00	1259.8(A)
53	1,1,2-Trichloroethane	97	8.493	8.493	(0.910)	1244203	1000.00	991.27
54	1,3-Dichloropropane	76	8.635	8.635	(0.925)	2163749	1000.00	1028.9(A)
55	Tetrachloroethene	164	8.623	8.623	(0.924)	1517192	1000.00	1021.4(A)
56	2-Hexanone	43	8.717	8.717	(0.934)	2084655	2000.00	2103.4(A)
57	Dibromochloromethane	129	8.836	8.836	(0.947)	1525332	1000.00	1164.2(A)
58	1,2-Dibromoethane	107	8.930	8.930	(0.957)	1243278	1000.00	1025.9(A)
59	Chlorobenzene	112	9.356	9.356	(1.003)	4838972	1000.00	1000.6(A)
60	1,1,1,2-Tetrachloroethane	131	9.427	9.427	(1.010)	1614150	1000.00	1052.3(A)
61	Ethylbenzene	106	9.451	9.451	(1.013)	2694319	1000.00	1080.9(A)
62	m + p-Xylene	106	9.558	9.558	(1.024)	6484192	2000.00	2150.1(A)
64	Xylene-o	106	9.889	9.889	(1.060)	2990740	1000.00	1052.5(A)
65	Styrene	104	9.901	9.901	(1.061)	5037155	1000.00	1115.2(A)
66	Bromoform	173	10.054	10.054	(1.077)	931775	1000.00	1174.6(A)
67	Isopropylbenzene	105	10.208	10.208	(1.094)	8391727	1000.00	1100.4(A)
68	1,1,2,2-Tetrachloroethane	83	10.445	10.445	(0.924)	1479864	1000.00	1006.0(A)
69	1,4-Dichloro-2-butene	53	10.492	10.492	(0.928)	512747	1000.00	1123.5(A)
70	1,2,3-Trichloropropane	110	10.480	10.480	(0.927)	421003	1000.00	987.60
71	Bromobenzene	156	10.457	10.457	(0.925)	1871938	1000.00	1060.2(A)
72	n-Propylbenzene	120	10.551	10.551	(0.933)	2301331	1000.00	1121.0(A)
73	2-Chlorotoluene	126	10.622	10.622	(0.939)	1874900	1000.00	1122.6(A)
74	1,3,5-Trimethylbenzene	105	10.693	10.693	(0.946)	6622219	1000.00	1164.7(A)
75	4-Chlorotoluene	126	10.717	10.717	(0.948)	1905045	1000.00	1080.3(A)
76	tert-Butylbenzene	119	10.977	10.977	(0.971)	6133820	1000.00	1165.1(A)
77	1,2,4-Trimethylbenzene	105	11.013	11.013	(0.974)	6761362	1000.00	1165.0(A)
78	sec-Butylbenzene	105	11.155	11.155	(0.986)	8903000	1000.00	1175.9(A)

Data File: \\cansvr11\dd\chem\MSV\a3ux14.i\R00114A-IC.b\147352.D
Report Date: 15-Jan-2010 11:14

	Compounds	QUANT SIG MASS	RT	EXP RT	REL RT	RESPONSE	AMOUNTS CAL-AMT (ng)	AMOUNTS ON-COL (ng)
79	4-Isopropyltoluene	119	11.285	11.285	(0.998)	7327000	1000.00	1138.6(A)
80	1,3-Dichlorobenzene	146	11.250	11.250	(0.995)	3517499	1000.00	1049.3(A)
81	1,4-Dichlorobenzene	146	11.321	11.321	(1.001)	3535389	1000.00	994.14
82	n-Butylbenzene	91	11.628	11.628	(1.028)	6430037	1000.00	1151.6(A)
83	1,2-Dichlorobenzene	146	11.640	11.640	(1.029)	3142614	1000.00	1001.3(A)
84	1,2-Dibromo-3-chloropropane	157	12.291	12.291	(1.087)	283496	1000.00	1116.7(A)
85	1,2,4-Trichlorobenzene	180	12.989	12.989	(1.149)	2326689	1000.00	1145.6(A)
87	Naphthalene	128	13.178	13.178	(1.165)	5142201	1000.00	1100.1(A)
86	Hexachlorobutadiene	225	13.131	13.131	(1.161)	1438134	1000.00	1104.6(A)
88	1,2,3-Trichlorobenzene	180	13.380	13.380	(1.183)	2128579	1000.00	1063.9(A)
98	Cyclohexane	56	5.960	5.960	(0.903)	4130035	1000.00	1108.7(A)
143	Methyl Acetate	43	3.393	3.393	(0.514)	2683177	2000.00	1740.0
144	Methylcyclohexane	83	7.144	7.144	(1.082)	3547186	1000.00	1113.7(A)
141	1,3,5-Trichlorobenzene	180	12.480	12.480	(1.104)	2667564	1000.00	1113.8(A)

QC Flag Legend

A - Target compound detected but, quantitated amount exceeded maximum amount.

Data File: \\cansvr11\dd\chem\MSV\a3ux14.i\R00114A-IC.b\147352.D
Report Date: 15-Jan-2010 11:14

TestAmerica North Canton

INTERNAL STANDARD COMPOUNDS
AREA AND RT SUMMARY

Instrument ID: a3ux14.i
Lab File ID: 147352.D
Lab Smp Id: 1000NG-IC
Analysis Type: VOA
Quant Type: ISTD
Operator: 2807
Calibration Date: 14-JAN-2010
Calibration Time: 15:16
Level: LOW
Sample Type: SOIL
Method File: \\cansvr11\dd\chem\MSV\a3ux14.i\R00114A-IC.b\8260SUX14.m
Misc Info: R00114A-IC,8260SUX14,1-8260.SUB,2807,1,8

COMPOUND	STANDARD	AREA LIMIT LOWER	AREA LIMIT UPPER	SAMPLE	%DIFF
1 Fluorobenzene	1426757	713379	2853514	1586660	11.21
2 Chlorobenzene-d5	1019841	509921	2039682	1191268	16.81
3 1,4-Dichlorobenze	550598	275299	1101196	599657	8.91

COMPOUND	STANDARD	RT LIMIT LOWER	RT LIMIT UPPER	SAMPLE	%DIFF
1 Fluorobenzene	6.60	6.10	7.10	6.60	0.00
2 Chlorobenzene-d5	9.33	8.83	9.83	9.33	0.00
3 1,4-Dichlorobenze	11.31	10.81	11.81	11.31	0.00

AREA UPPER LIMIT = +100% of internal standard area.
AREA LOWER LIMIT = - 50% of internal standard area.
RT UPPER LIMIT = + 0.50 minutes of internal standard RT.
RT LOWER LIMIT = - 0.50 minutes of internal standard RT.

Data File: \\cansvr11\dd\chem\MSV\a3ux14.i\R00114A-IC.b\147352.D
Date : 14-JAN-2010 10:45
Client ID:
Sample Info: 1000NG-IC
Purge Volume: 5.0
Column phase: DB624

Instrument: a3ux14.i
Operator: 2807
Column diameter: 0.18



Data File: \\cansvr11\dd\chem\MSV\a3ux14.i\R00114A-IC.b\147353.D
Report Date: 15-Jan-2010 11:14

TestAmerica North Canton

VOLATILE REPORT SW-846 Method 8260A/8260B

Data file : \\cansvr11\dd\chem\MSV\a3ux14.i\R00114A-IC.b\147353.D
Lab Smp Id: 500NG-IC
Inj Date : 14-JAN-2010 11:07
Operator : 2807 Inst ID: a3ux14.i
Smp Info : 500NG-IC
Misc Info : R00114A-IC,8260SUX14,1-8260.SUB,2807,1,7
Comment :
Method : \\cansvr11\dd\chem\MSV\a3ux14.i\R00114A-IC.b\8260SUX14.m
Meth Date : 15-Jan-2010 11:14 a3ux14.i Quant Type: ISTD
Cal Date : 14-JAN-2010 14:30 Cal File: 147362.D
Als bottle: 3 Calibration Sample, Level: 7
Dil Factor: 1.00000
Integrator: HP RTE Compound Sublist: 1-8260.SUB
Target Version: 4.14
Processing Host: CANPMSV26

Concentration Formula: Amt * DF * 1/Vo * CpndVariable

Name	Value	Description
DF	1.000	Dilution Factor
Vo	5.000	Sample Volume
Va	100.000	Injection Volume
Cpnd Variable		Local Compound Variable

	Compounds	QUANT SIG MASS	RT	EXP RT	REL RT	RESPONSE	AMOUNTS CAL-AMT (ng)	AMOUNTS ON-COL (ng)
* 1	Fluorobenzene	96	6.599	6.599	(1.000)	1611295	250.000	
* 2	Chlorobenzene-d5	117	9.333	9.333	(1.000)	1183987	250.000	
* 3	1,4-Dichlorobenzene-d4	152	11.309	11.309	(1.000)	632285	250.000	
$ 4	Dibromofluoromethane	113	5.901	5.901	(0.894)	808217	500.000	455.29
$ 5	1,2-Dichloroethane-d4	65	6.244	6.244	(0.946)	827807	500.000	454.83
$ 6	Toluene-d8	98	8.090	8.090	(0.867)	3110681	500.000	484.64
$ 7	Bromofluorobenzene	95	10.327	10.327	(0.913)	1124235	500.000	479.53
8	Dichlorodifluoromethane	85	1.298	1.298	(0.197)	817803	500.000	501.81
9	Chloromethane	50	1.452	1.452	(0.220)	1112293	500.000	472.10
10	Vinyl Chloride	62	1.570	1.570	(0.238)	852541	500.000	479.73
12	Chloroethane	64	1.996	1.996	(0.303)	425274	500.000	405.79
13	Trichlorofluoromethane	101	2.268	2.268	(0.344)	884302	500.000	516.70
15	Acrolein	56	2.730	2.730	(0.414)	1007152	5000.00	4973.2
16	Acetone	43	2.931	2.931	(0.444)	541674	1000.00	798.35
17	1,1-Dichloroethene	96	2.848	2.848	(0.432)	748607	500.000	486.28
18	Freon-113	151	2.884	2.884	(0.437)	633881	500.000	512.70
19	Iodomethane	142	3.026	3.026	(0.459)	1275909	500.000	486.27
20	Carbon Disulfide	76	3.097	3.097	(0.469)	2279280	500.000	516.91
21	Methylene Chloride	84	3.511	3.511	(0.532)	832867	500.000	403.20
22	Acetonitrile	41	3.286	3.286	(0.498)	982098	5000.00	4594.7
23	Acrylonitrile	53	3.889	3.889	(0.589)	628461	1000.00	991.00
24	Methyl tert-butyl ether	73	3.972	3.972	(0.602)	2182635	500.000	545.70

Data File: \\cansvr11\dd\chem\MSV\a3ux14.i\R00114A-IC.b\147353.D
Report Date: 15-Jan-2010 11:14

	Compounds	QUANT SIG MASS	RT	EXP RT	REL RT	RESPONSE	AMOUNTS CAL-AMT (ng)	AMOUNTS ON-COL (ng)
	25 trans-1,2-Dichloroethene	96	3.925	3.925	(0.595)	869075	500.000	486.13
	26 Hexane	86	4.386	4.386	(0.665)	209213	500.000	507.11
	27 Vinyl acetate	43	4.694	4.694	(0.711)	1191034	500.000	577.46
	154 Vinyl Acetate**2nd**	86	4.694	4.694	(0.711)	100038	500.000	544.36(A)
	28 1,1-Dichloroethane	63	4.564	4.564	(0.692)	1588852	500.000	496.68
	29 tert-Butyl Alcohol	59	3.783	3.783	(0.573)	1633101	10000.0	11205
	30 2-Butanone	43	5.380	5.380	(0.815)	800456	1000.00	969.44
M	31 1,2-Dichloroethene (total)	96				1794194	1000.00	
	32 cis-1,2-dichloroethene	96	5.333	5.333	(0.808)	925119	500.000	505.04
	33 2,2-Dichloropropane	77	5.321	5.321	(0.806)	662959	500.000	529.67
	34 Bromochloromethane	128	5.605	5.605	(0.849)	433029	500.000	486.37
	35 Chloroform	83	5.724	5.724	(0.867)	1441907	500.000	491.73
	36 Tetrahydrofuran	42	5.676	5.676	(0.860)	270616	500.000	505.99
	37 1,1,1-Trichloroethane	97	5.901	5.901	(0.894)	1084735	500.000	511.60
	38 1,1-Dichloropropene	75	6.090	6.090	(0.923)	1173894	500.000	527.97
	39 Carbon Tetrachloride	117	6.090	6.090	(0.923)	972528	500.000	527.73
	40 1,2-Dichloroethane	62	6.327	6.327	(0.959)	1050813	500.000	484.18
	41 Benzene	78	6.303	6.303	(0.955)	3419599	500.000	491.00
	42 Trichloroethene	130	6.966	6.966	(1.056)	950868	500.000	495.38
	43 1,2-Dichloropropane	63	7.167	7.167	(1.086)	876347	500.000	502.27
	44 1,4-Dioxane	88	7.309	7.309	(1.108)	393840	25000.0	27357
	45 Dibromomethane	93	7.274	7.274	(1.102)	432358	500.000	486.60
	46 Bromodichloromethane	83	7.439	7.439	(1.127)	963530	500.000	534.96
	47 2-Chloroethyl vinyl ether	63	7.723	7.723	(1.170)	810988	1000.00	1235.0
	48 cis-1,3-Dichloropropene	75	7.842	7.842	(1.188)	1186008	500.000	535.39
	49 4-Methyl-2-pentanone	43	7.995	7.995	(0.857)	1628664	1000.00	1139.1
	50 Toluene	91	8.149	8.149	(0.873)	3610620	500.000	516.31
	51 trans-1,3-Dichloropropene	75	8.339	8.339	(0.894)	1009101	500.000	549.06
	52 Ethyl Methacrylate	69	8.433	8.433	(0.904)	922275	500.000	633.30
	53 1,1,2-Trichloroethane	97	8.492	8.492	(0.910)	614927	500.000	492.93
	54 1,3-Dichloropropane	76	8.634	8.634	(0.925)	1066912	500.000	510.48
	55 Tetrachloroethene	164	8.623	8.623	(0.924)	738978	500.000	500.53
	56 2-Hexanone	43	8.717	8.717	(0.934)	1105371	1000.00	1122.2
	57 Dibromochloromethane	129	8.836	8.836	(0.947)	732609	500.000	562.60
	58 1,2-Dibromoethane	107	8.930	8.930	(0.957)	623710	500.000	517.83
	59 Chlorobenzene	112	9.356	9.356	(1.003)	2344155	500.000	487.68
	60 1,1,1,2-Tetrachloroethane	131	9.427	9.427	(1.010)	799795	500.000	524.63
	61 Ethylbenzene	106	9.451	9.451	(1.013)	1323176	500.000	534.08
	62 m + p-Xylene	106	9.557	9.557	(1.024)	3175551	1000.00	1059.5
	64 Xylene-o	106	9.889	9.889	(1.060)	1491345	500.000	528.07
	65 Styrene	104	9.901	9.901	(1.061)	2499222	500.000	556.73
	66 Bromoform	173	10.054	10.054	(1.077)	456635	500.000	579.20
	67 Isopropylbenzene	105	10.196	10.196	(1.093)	4111761	500.000	542.50
	68 1,1,2,2-Tetrachloroethane	83	10.445	10.445	(0.924)	801725	500.000	516.90
	69 1,4-Dichloro-2-butene	53	10.492	10.492	(0.928)	267390	500.000	555.65
	70 1,2,3-Trichloropropane	110	10.480	10.480	(0.927)	227481	500.000	506.09
	71 Bromobenzene	156	10.457	10.457	(0.925)	949762	500.000	510.17
	72 n-Propylbenzene	120	10.551	10.551	(0.933)	1132241	500.000	523.09
	73 2-Chlorotoluene	126	10.622	10.622	(0.939)	941850	500.000	534.85
	74 1,3,5-Trimethylbenzene	105	10.693	10.693	(0.946)	3256470	500.000	543.20
	75 4-Chlorotoluene	126	10.717	10.717	(0.948)	956975	500.000	514.68
	76 tert-Butylbenzene	119	10.977	10.977	(0.971)	3038792	500.000	547.42
	77 1,2,4-Trimethylbenzene	105	11.013	11.013	(0.974)	3311631	500.000	541.18
	78 sec-Butylbenzene	105	11.155	11.155	(0.986)	4409020	500.000	552.29

Data File: \\cansvr11\dd\chem\MSV\a3ux14.i\R00114A-IC.b\147353.D
Report Date: 15-Jan-2010 11:14

	Compounds	QUANT SIG MASS	RT	EXP RT	REL RT	RESPONSE	AMOUNTS CAL-AMT (ng)	AMOUNTS ON-COL (ng)
79	4-Isopropyltoluene	119	11.285	11.285	(0.998)	3591760	500.000	529.37
80	1,3-Dichlorobenzene	146	11.250	11.250	(0.995)	1769967	500.000	500.76
81	1,4-Dichlorobenzene	146	11.321	11.321	(1.001)	1766918	500.000	471.21
82	n-Butylbenzene	91	11.616	11.616	(1.027)	3155420	500.000	535.98
83	1,2-Dichlorobenzene	146	11.640	11.640	(1.029)	1620780	500.000	489.76
84	1,2-Dibromo-3-chloropropane	157	12.291	12.291	(1.087)	150998	500.000	564.12
85	1,2,4-Trichlorobenzene	180	12.989	12.989	(1.149)	1200894	500.000	560.76
87	Naphthalene	128	13.178	13.178	(1.165)	2772993	500.000	562.62
86	Hexachlorobutadiene	225	13.131	13.131	(1.161)	735292	500.000	535.62
88	1,2,3-Trichlorobenzene	180	13.379	13.379	(1.183)	1109186	500.000	525.80
98	Cyclohexane	56	5.960	5.960	(0.903)	2043763	500.000	540.26
143	Methyl Acetate	43	3.392	3.392	(0.514)	1507678	1000.00	962.76
144	Methylcyclohexane	83	7.144	7.144	(1.082)	1779716	500.000	550.25
141	1,3,5-Trichlorobenzene	180	12.480	12.480	(1.104)	1338420	500.000	530.02

QC Flag Legend

A - Target compound detected but, quantitated amount exceeded maximum amount.

Data File: \\cansvr11\dd\chem\MSV\a3ux14.i\R00114A-IC.b\147353.D
Report Date: 15-Jan-2010 11:14

TestAmerica North Canton

INTERNAL STANDARD COMPOUNDS
AREA AND RT SUMMARY

Instrument ID: a3ux14.i
Lab File ID: 147353.D
Lab Smp Id: 500NG-IC
Analysis Type: VOA
Quant Type: ISTD
Operator: 2807
Calibration Date: 14-JAN-2010
Calibration Time: 15:16
Level: LOW
Sample Type: SOIL
Method File: \\cansvr11\dd\chem\MSV\a3ux14.i\R00114A-IC.b\8260SUX14.m
Misc Info: R00114A-IC,8260SUX14,1-8260.SUB,2807,1,7

COMPOUND	STANDARD	AREA LIMIT LOWER	AREA LIMIT UPPER	SAMPLE	%DIFF
1 Fluorobenzene	1426757	713379	2853514	1611295	12.93
2 Chlorobenzene-d5	1019841	509921	2039682	1183987	16.10
3 1,4-Dichlorobenze	550598	275299	1101196	632285	14.84

COMPOUND	STANDARD	RT LIMIT LOWER	RT LIMIT UPPER	SAMPLE	%DIFF
1 Fluorobenzene	6.60	6.10	7.10	6.60	-0.00
2 Chlorobenzene-d5	9.33	8.83	9.83	9.33	-0.00
3 1,4-Dichlorobenze	11.31	10.81	11.81	11.31	-0.00

AREA UPPER LIMIT = +100% of internal standard area.
AREA LOWER LIMIT = - 50% of internal standard area.
RT UPPER LIMIT = + 0.50 minutes of internal standard RT.
RT LOWER LIMIT = - 0.50 minutes of internal standard RT.



Data File: \\cansvr11\dd\chem\MSV\a3ux14.i\R00114A-IC.b\147353.D
Date : 14-JAN-2010 11:07
Client ID:
Sample Info: 500NG-IC
Purge Volume: 5.0
Column phase: DB624

Instrument: a3ux14.i
Operator: 2807
Column diameter: 0.18

Data File: \\cansvr11\dd\chem\MSV\a3ux14.i\R00114A-IC.b\147354.D
Report Date: 15-Jan-2010 11:14

TestAmerica North Canton

VOLATILE REPORT SW-846 Method 8260A/8260B

Data file : \\cansvr11\dd\chem\MSV\a3ux14.i\R00114A-IC.b\147354.D
Lab Smp Id: 250NG-IC
Inj Date : 14-JAN-2010 11:29
Operator : 2807 Inst ID: a3ux14.i
Smp Info : 250NG-IC
Misc Info : R00114A-IC,8260SUX14,1-8260.SUB,2807,1,6
Comment :
Method : \\cansvr11\dd\chem\MSV\a3ux14.i\R00114A-IC.b\8260SUX14.m
Meth Date : 15-Jan-2010 11:14 a3ux14.i Quant Type: ISTD
Cal Date : 14-JAN-2010 14:53 Cal File: 147363.D
Als bottle: 4 Calibration Sample, Level: 6
Dil Factor: 1.00000
Integrator: HP RTE Compound Sublist: 1-8260.SUB
Target Version: 4.14
Processing Host: CANPMSV26

Concentration Formula: Amt * DF * 1/Vo * CpndVariable

Name	Value	Description
DF	1.000	Dilution Factor
Vo	5.000	Sample Volume
Va	100.000	Injection Volume
Cpnd Variable		Local Compound Variable

	Compounds	QUANT SIG MASS	RT	EXP RT	REL RT	RESPONSE	AMOUNTS CAL-AMT (ng)	AMOUNTS ON-COL (ng)
*	1 Fluorobenzene	96	6.599	6.599	(1.000)	1619446	250.000	
*	2 Chlorobenzene-d5	117	9.332	9.332	(1.000)	1224767	250.000	
*	3 1,4-Dichlorobenzene-d4	152	11.309	11.309	(1.000)	643485	250.000	
$	4 Dibromofluoromethane	113	5.901	5.901	(0.894)	413884	250.000	231.98
$	5 1,2-Dichloroethane-d4	65	6.244	6.244	(0.946)	420968	250.000	230.13
$	6 Toluene-d8	98	8.090	8.090	(0.867)	1674621	250.000	252.22
$	7 Bromofluorobenzene	95	10.326	10.326	(0.913)	619481	250.000	259.63
	8 Dichlorodifluoromethane	85	1.298	1.298	(0.197)	364014	250.000	222.24
	9 Chloromethane	50	1.452	1.452	(0.220)	541644	250.000	228.74
	10 Vinyl Chloride	62	1.570	1.570	(0.238)	425071	250.000	237.99
	12 Chloroethane	64	1.996	1.996	(0.303)	227426	250.000	215.92
	13 Trichlorofluoromethane	101	2.268	2.268	(0.344)	419397	250.000	243.82
	15 Acrolein	56	2.730	2.730	(0.414)	439435	2500.00	2159.0
	16 Acetone	43	2.931	2.931	(0.444)	288152	500.000	422.56
	17 1,1-Dichloroethene	96	2.848	2.848	(0.432)	370674	250.000	239.57
	18 Freon-113	151	2.884	2.884	(0.437)	310232	250.000	249.66
	19 Iodomethane	142	3.026	3.026	(0.459)	638457	250.000	242.10
	20 Carbon Disulfide	76	3.097	3.097	(0.469)	1111139	250.000	250.72
	21 Methylene Chloride	84	3.499	3.499	(0.530)	434370	250.000	209.22
	22 Acetonitrile	41	3.286	3.286	(0.498)	508675	2500.00	2367.8
	23 Acrylonitrile	53	3.889	3.889	(0.589)	318167	500.000	499.18
	24 Methyl tert-butyl ether	73	3.972	3.972	(0.602)	1081213	250.000	268.96

Data File: \\cansvr11\dd\chem\MSV\a3ux14.i\R00114A-IC.b\147354.D
Report Date: 15-Jan-2010 11:14

	Compounds	QUANT SIG MASS	RT	EXP RT	REL RT	RESPONSE	AMOUNTS CAL-AMT (ng)	AMOUNTS ON-COL (ng)
25	trans-1,2-Dichloroethene	96	3.925	3.925	(0.595)	430225	250.000	239.44
26	Hexane	86	4.386	4.386	(0.665)	103001	250.000	248.41
27	Vinyl acetate	43	4.694	4.694	(0.711)	589112	250.000	284.19
154	Vinyl Acetate**2nd**	86	4.694	4.694	(0.711)	51446	250.000	278.53(A)
28	1,1-Dichloroethane	63	4.564	4.564	(0.692)	786557	250.000	244.64
29	tert-Butyl Alcohol	59	3.771	3.771	(0.571)	827918	5000.00	5651.8
30	2-Butanone	43	5.380	5.380	(0.815)	416209	500.000	501.54
M 31	1,2-Dichloroethene (total)	96				886685	500.000	
32	cis-1,2-dichloroethene	96	5.333	5.333	(0.808)	456460	250.000	247.94
33	2,2-Dichloropropane	77	5.321	5.321	(0.806)	326656	250.000	259.67
34	Bromochloromethane	128	5.605	5.605	(0.849)	217808	250.000	243.41
35	Chloroform	83	5.723	5.723	(0.867)	722890	250.000	245.28
36	Tetrahydrofuran	42	5.676	5.676	(0.860)	133091	250.000	247.60
37	1,1,1-Trichloroethane	97	5.901	5.901	(0.894)	552049	250.000	259.06
38	1,1-Dichloropropene	75	6.090	6.090	(0.923)	581303	250.000	260.13
39	Carbon Tetrachloride	117	6.090	6.090	(0.923)	481856	250.000	260.16
40	1,2-Dichloroethane	62	6.327	6.327	(0.959)	546796	250.000	250.68
41	Benzene	78	6.303	6.303	(0.955)	1715431	250.000	245.07
42	Trichloroethene	130	6.966	6.966	(1.056)	478559	250.000	248.06
43	1,2-Dichloropropane	63	7.167	7.167	(1.086)	454374	250.000	259.11
44	1,4-Dioxane	88	7.309	7.309	(1.108)	211131	12500.0	14592
45	Dibromomethane	93	7.274	7.274	(1.102)	230786	250.000	258.43
46	Bromodichloromethane	83	7.439	7.439	(1.127)	477171	250.000	263.60
47	2-Chloroethyl vinyl ether	63	7.723	7.723	(1.170)	422388	500.000	639.99
48	cis-1,3-Dichloropropene	75	7.842	7.842	(1.188)	606890	250.000	272.58
49	4-Methyl-2-pentanone	43	7.995	7.995	(0.857)	839579	500.000	567.65
50	Toluene	91	8.137	8.137	(0.872)	1877729	250.000	259.57
51	trans-1,3-Dichloropropene	75	8.339	8.339	(0.893)	526568	250.000	276.97
52	Ethyl Methacrylate	69	8.433	8.433	(0.904)	473697	250.000	314.44
53	1,1,2-Trichloroethane	97	8.492	8.492	(0.910)	336495	250.000	260.76
54	1,3-Dichloropropane	76	8.634	8.634	(0.925)	576278	250.000	266.55
55	Tetrachloroethene	164	8.623	8.623	(0.924)	378117	250.000	247.58
56	2-Hexanone	43	8.717	8.717	(0.934)	605081	500.000	593.81
57	Dibromochloromethane	129	8.836	8.836	(0.947)	376520	250.000	279.52
58	1,2-Dibromoethane	107	8.930	8.930	(0.957)	330577	250.000	265.32
59	Chlorobenzene	112	9.356	9.356	(1.003)	1235592	250.000	248.50
60	1,1,1,2-Tetrachloroethane	131	9.427	9.427	(1.010)	411090	250.000	260.68
61	Ethylbenzene	106	9.451	9.451	(1.013)	689482	250.000	269.03
62	m + p-Xylene	106	9.557	9.557	(1.024)	1672769	500.000	539.51
64	Xylene-o	106	9.889	9.889	(1.060)	789267	250.000	270.17
65	Styrene	104	9.900	9.900	(1.061)	1291118	250.000	278.03
66	Bromoform	173	10.054	10.054	(1.077)	232356	250.000	284.91
67	Isopropylbenzene	105	10.196	10.196	(1.093)	2058444	250.000	262.54
68	1,1,2,2-Tetrachloroethane	83	10.445	10.445	(0.924)	427354	250.000	270.74
69	1,4-Dichloro-2-butene	53	10.492	10.492	(0.928)	138420	250.000	282.64
70	1,2,3-Trichloropropane	110	10.480	10.480	(0.927)	122385	250.000	267.54
71	Bromobenzene	156	10.457	10.457	(0.925)	497687	250.000	262.68
72	n-Propylbenzene	120	10.551	10.551	(0.933)	581642	250.000	264.04
73	2-Chlorotoluene	126	10.622	10.622	(0.939)	486572	250.000	271.50
74	1,3,5-Trimethylbenzene	105	10.693	10.693	(0.946)	1651064	250.000	270.62
75	4-Chlorotoluene	126	10.717	10.717	(0.948)	506966	250.000	267.91
76	tert-Butylbenzene	119	10.977	10.977	(0.971)	1539666	250.000	272.54
77	1,2,4-Trimethylbenzene	105	11.013	11.013	(0.974)	1675434	250.000	269.03
78	sec-Butylbenzene	105	11.155	11.155	(0.986)	2163556	250.000	266.30

Data File: \\cansvr11\dd\chem\MSV\a3ux14.i\R00114A-IC.b\147354.D
Report Date: 15-Jan-2010 11:14

	Compounds	QUANT SIG MASS	RT	EXP RT	REL RT	RESPONSE	AMOUNTS CAL-AMT (ng)	AMOUNTS ON-COL (ng)
79	4-Isopropyltoluene	119	11.273	11.273	(0.997)	1782706	250.000	258.17
80	1,3-Dichlorobenzene	146	11.249	11.249	(0.995)	899764	250.000	250.13
81	1,4-Dichlorobenzene	146	11.320	11.320	(1.001)	913730	250.000	239.44
82	n-Butylbenzene	91	11.616	11.616	(1.027)	1551747	250.000	258.99
83	1,2-Dichlorobenzene	146	11.640	11.640	(1.029)	824397	250.000	244.78
84	1,2-Dibromo-3-chloropropane	157	12.291	12.291	(1.087)	72772	250.000	267.14
85	1,2,4-Trichlorobenzene	180	12.989	12.989	(1.149)	582982	250.000	267.49
87	Naphthalene	128	13.178	13.178	(1.165)	1361478	250.000	271.43
86	Hexachlorobutadiene	225	13.131	13.131	(1.161)	351114	250.000	251.31
88	1,2,3-Trichlorobenzene	180	13.379	13.379	(1.183)	564311	250.000	262.85
98	Cyclohexane	56	5.960	5.960	(0.903)	999718	250.000	262.94
143	Methyl Acetate	43	3.392	3.392	(0.514)	767682	500.000	487.75
144	Methylcyclohexane	83	7.143	7.143	(1.082)	860368	250.000	264.67
141	1,3,5-Trichlorobenzene	180	12.480	12.480	(1.104)	675916	250.000	263.01

QC Flag Legend

A - Target compound detected but, quantitated amount exceeded maximum amount.

Data File: \\cansvr11\dd\chem\MSV\a3ux14.i\R00114A-IC.b\147354.D
Report Date: 15-Jan-2010 11:14

TestAmerica North Canton

INTERNAL STANDARD COMPOUNDS
AREA AND RT SUMMARY

Instrument ID: a3ux14.i
Lab File ID: 147354.D
Lab Smp Id: 250NG-IC
Analysis Type: VOA
Quant Type: ISTD
Operator: 2807
Calibration Date: 14-JAN-2010
Calibration Time: 11:29
Level: LOW
Sample Type: SOIL
Method File: \\cansvr11\dd\chem\MSV\a3ux14.i\R00114A-IC.b\8260SUX14.m
Misc Info: R00114A-IC,8260SUX14,1-8260.SUB,2807,1,6

COMPOUND	STANDARD	AREA LIMIT LOWER	AREA LIMIT UPPER	SAMPLE	%DIFF
1 Fluorobenzene	1619446	809723	3238892	1619446	0.00
2 Chlorobenzene-d5	1224767	612384	2449534	1224767	0.00
3 1,4-Dichlorobenze	643485	321743	1286970	643485	0.00

COMPOUND	STANDARD	RT LIMIT LOWER	RT LIMIT UPPER	SAMPLE	%DIFF
1 Fluorobenzene	6.60	6.10	7.10	6.60	0.00
2 Chlorobenzene-d5	9.33	8.83	9.83	9.33	0.00
3 1,4-Dichlorobenze	11.31	10.81	11.81	11.31	0.00

AREA UPPER LIMIT = +100% of internal standard area.
AREA LOWER LIMIT = - 50% of internal standard area.
RT UPPER LIMIT = + 0.50 minutes of internal standard RT.
RT LOWER LIMIT = - 0.50 minutes of internal standard RT.



Data File: \\cansvr11\dd\chem\MSV\a3ux14.i\R001140-IC.b\147354.D
Date : 14-JAN-2010 11:29
Client ID:
Sample Info: 250NG-IC
Purge Volume: 5.0
Column phase: DB624

Instrument: a3ux14.i
Operator: 2807
Column diameter: 0.18

\\cansvr11\dd\chem\MSV\a3ux14.i\R001140-IC.b\147354.D

Data File: \\cansvr11\dd\chem\MSV\a3ux14.i\R00114A-IC.b\147355.D
Report Date: 15-Jan-2010 11:14

TestAmerica North Canton

VOLATILE REPORT SW-846 Method 8260A/8260B

Data file : \\cansvr11\dd\chem\MSV\a3ux14.i\R00114A-IC.b\147355.D
Lab Smp Id: 100NG-IC
Inj Date : 14-JAN-2010 11:51
Operator : 2807 Inst ID: a3ux14.i
Smp Info : 100NG-IC
Misc Info : R00114A-IC,8260SUX14,1-8260.SUB,2807,1,5
Comment :
Method : \\cansvr11\dd\chem\MSV\a3ux14.i\R00114A-IC.b\8260SUX14.m
Meth Date : 15-Jan-2010 11:14 a3ux14.i Quant Type: ISTD
Cal Date : 14-JAN-2010 15:16 Cal File: 147364.D
Als bottle: 5 Calibration Sample, Level: 5
Dil Factor: 1.00000
Integrator: HP RTE Compound Sublist: 1-8260.SUB
Target Version: 4.14
Processing Host: CANPMSV26

Concentration Formula: Amt * DF * 1/Vo * CpndVariable

Name	Value	Description
DF	1.000	Dilution Factor
Vo	5.000	Sample Volume
Va	100.000	Injection Volume
Cpnd Variable		Local Compound Variable

	Compounds	QUANT SIG MASS	RT	EXP RT	REL RT	RESPONSE	AMOUNTS CAL-AMT (ng)	AMOUNTS ON-COL (ng)
* 1	Fluorobenzene	96	6.599	6.599	(1.000)	1524542	250.000	
* 2	Chlorobenzene-d5	117	9.333	9.333	(1.000)	1117293	250.000	
* 3	1,4-Dichlorobenzene-d4	152	11.309	11.309	(1.000)	622493	250.000	
$ 4	Dibromofluoromethane	113	5.901	5.901	(0.894)	159829	100.000	95.159
$ 5	1,2-Dichloroethane-d4	65	6.244	6.244	(0.946)	170851	100.000	99.214
$ 6	Toluene-d8	98	8.090	8.090	(0.867)	591596	100.000	97.671
$ 7	Bromofluorobenzene	95	10.327	10.327	(0.913)	222771	100.000	96.515
8	Dichlorodifluoromethane	85	1.310	1.310	(0.199)	157552	100.000	102.18
9	Chloromethane	50	1.452	1.452	(0.220)	216823	100.000	97.264
10	Vinyl Chloride	62	1.570	1.570	(0.238)	171915	100.000	102.24
12	Chloroethane	64	1.996	1.996	(0.303)	92672	100.000	93.458
13	Trichlorofluoromethane	101	2.280	2.280	(0.346)	168340	100.000	103.96
15	Acrolein	56	2.730	2.730	(0.414)	212537	1000.00	1109.2
16	Acetone	43	2.931	2.931	(0.444)	130272	200.000	202.93
17	1,1-Dichloroethene	96	2.860	2.860	(0.433)	146545	100.000	100.61
18	Freon-113	151	2.895	2.895	(0.439)	121696	100.000	104.03
19	Iodomethane	142	3.026	3.026	(0.459)	243565	100.000	98.109
20	Carbon Disulfide	76	3.097	3.097	(0.469)	413393	100.000	99.087
21	Methylene Chloride	84	3.511	3.511	(0.532)	190625	100.000	97.534
22	Acetonitrile	41	3.298	3.298	(0.500)	208855	1000.00	1032.7
23	Acrylonitrile	53	3.889	3.889	(0.589)	131345	200.000	218.90
24	Methyl tert-butyl ether	73	3.972	3.972	(0.602)	399967	100.000	105.69

Data File: \\cansvr11\dd\chem\MSV\a3ux14.i\R00114A-IC.b\147355.D
Report Date: 15-Jan-2010 11:14

	Compounds	QUANT SIG MASS	RT	EXP RT	REL RT	RESPONSE	AMOUNTS CAL-AMT (ng)	AMOUNTS ON-COL (ng)
25	trans-1,2-Dichloroethene	96	3.925	3.925	(0.595)	167162	100.000	98.825
26	Hexane	86	4.398	4.398	(0.666)	38663	100.000	99.048
27	Vinyl acetate	43	4.694	4.694	(0.711)	204087	100.000	104.58
154	Vinyl Acetate**2nd**	86	4.706	4.706	(0.713)	17224	100.000	99.058(A)
28	1,1-Dichloroethane	63	4.564	4.564	(0.692)	304389	100.000	100.57
29	tert-Butyl Alcohol	59	3.783	3.783	(0.573)	294803	2000.00	2137.8
30	2-Butanone	43	5.380	5.380	(0.815)	157415	200.000	201.50
M 31	1,2-Dichloroethene (total)	96				344674	200.000	
32	cis-1,2-dichloroethene	96	5.333	5.333	(0.808)	177512	100.000	102.42
33	2,2-Dichloropropane	77	5.321	5.321	(0.806)	119677	100.000	101.06
34	Bromochloromethane	128	5.605	5.605	(0.849)	82903	100.000	98.414
35	Chloroform	83	5.724	5.724	(0.867)	277362	100.000	99.971
36	Tetrahydrofuran	42	5.676	5.676	(0.860)	49016	100.000	96.865
37	1,1,1-Trichloroethane	97	5.913	5.913	(0.896)	200408	100.000	99.898
38	1,1-Dichloropropene	75	6.090	6.090	(0.923)	218336	100.000	103.79
39	Carbon Tetrachloride	117	6.090	6.090	(0.923)	177493	100.000	101.79
40	1,2-Dichloroethane	62	6.327	6.327	(0.959)	209132	100.000	101.84
41	Benzene	78	6.303	6.303	(0.955)	641858	100.000	97.405
42	Trichloroethene	130	6.966	6.966	(1.056)	178035	100.000	98.029
43	1,2-Dichloropropane	63	7.167	7.167	(1.086)	165683	100.000	100.36
44	1,4-Dioxane	88	7.309	7.309	(1.108)	77848	5000.00	5715.2
45	Dibromomethane	93	7.274	7.274	(1.102)	82647	100.000	98.308
46	Bromodichloromethane	83	7.439	7.439	(1.127)	173236	100.000	101.66
47	2-Chloroethyl vinyl ether	63	7.723	7.723	(1.170)	134569	200.000	216.59
48	cis-1,3-Dichloropropene	75	7.842	7.842	(1.188)	204616	100.000	97.624
49	4-Methyl-2-pentanone	43	7.995	7.995	(0.857)	295572	200.000	219.06
50	Toluene	91	8.149	8.149	(0.873)	657053	100.000	99.566
51	trans-1,3-Dichloropropene	75	8.339	8.339	(0.894)	164610	100.000	94.913
52	Ethyl Methacrylate	69	8.433	8.433	(0.904)	145998	100.000	106.24
53	1,1,2-Trichloroethane	97	8.492	8.492	(0.910)	119280	100.000	101.32
54	1,3-Dichloropropane	76	8.634	8.634	(0.925)	199819	100.000	101.31
55	Tetrachloroethene	164	8.623	8.623	(0.924)	137025	100.000	98.352
56	2-Hexanone	43	8.717	8.717	(0.934)	201802	200.000	217.09
57	Dibromochloromethane	129	8.836	8.836	(0.947)	126112	100.000	102.63
58	1,2-Dibromoethane	107	8.930	8.930	(0.957)	117844	100.000	103.68
59	Chlorobenzene	112	9.356	9.356	(1.003)	444051	100.000	97.896
60	1,1,1,2-Tetrachloroethane	131	9.427	9.427	(1.010)	147909	100.000	102.81
61	Ethylbenzene	106	9.451	9.451	(1.013)	240099	100.000	102.70
62	m + p-Xylene	106	9.557	9.557	(1.024)	593956	200.000	209.99
64	Xylene-o	106	9.889	9.889	(1.060)	280569	100.000	105.28
65	Styrene	104	9.901	9.901	(1.061)	444614	100.000	104.95
66	Bromoform	173	10.054	10.054	(1.077)	75491	100.000	101.47
67	Isopropylbenzene	105	10.196	10.196	(1.093)	748072	100.000	104.59
68	1,1,2,2-Tetrachloroethane	83	10.445	10.445	(0.924)	154708	100.000	101.32
69	1,4-Dichloro-2-butene	53	10.492	10.492	(0.928)	48194	100.000	101.72
70	1,2,3-Trichloropropane	110	10.480	10.480	(0.927)	43723	100.000	98.804
71	Bromobenzene	156	10.457	10.457	(0.925)	183855	100.000	100.31
72	n-Propylbenzene	120	10.551	10.551	(0.933)	212438	100.000	99.688
73	2-Chlorotoluene	126	10.622	10.622	(0.939)	186417	100.000	107.53
74	1,3,5-Trimethylbenzene	105	10.693	10.693	(0.946)	623528	100.000	105.64
75	4-Chlorotoluene	126	10.717	10.717	(0.948)	190557	100.000	104.10
76	tert-Butylbenzene	119	10.977	10.977	(0.971)	562162	100.000	102.86
77	1,2,4-Trimethylbenzene	105	11.013	11.013	(0.974)	628333	100.000	104.30
78	sec-Butylbenzene	105	11.155	11.155	(0.986)	801317	100.000	101.95

Data File: \\cansvr11\dd\chem\MSV\a3ux14.i\R00114A-IC.b\147355.D
Report Date: 15-Jan-2010 11:14

	Compounds	QUANT SIG MASS	RT	EXP RT	REL RT	RESPONSE	AMOUNTS CAL-AMT (ng)	AMOUNTS ON-COL (ng)
79	4-Isopropyltoluene	119	11.273	11.273	(0.997)	657645	100.000	98.452
80	1,3-Dichlorobenzene	146	11.250	11.250	(0.995)	345050	100.000	99.157
81	1,4-Dichlorobenzene	146	11.321	11.321	(1.001)	356765	100.000	96.641
82	n-Butylbenzene	91	11.616	11.616	(1.027)	557485	100.000	96.184
83	1,2-Dichlorobenzene	146	11.640	11.640	(1.029)	324984	100.000	99.748
84	1,2-Dibromo-3-chloropropane	157	12.291	12.291	(1.087)	26408	100.000	100.21
85	1,2,4-Trichlorobenzene	180	12.989	12.989	(1.149)	213187	100.000	101.11
87	Naphthalene	128	13.178	13.178	(1.165)	501916	100.000	103.44
86	Hexachlorobutadiene	225	13.131	13.131	(1.161)	136835	100.000	101.24
88	1,2,3-Trichlorobenzene	180	13.379	13.379	(1.183)	220567	100.000	106.20
98	Cyclohexane	56	5.972	5.972	(0.905)	374397	100.000	104.60
143	Methyl Acetate	43	3.392	3.392	(0.514)	302568	200.000	204.20
144	Methylcyclohexane	83	7.143	7.143	(1.082)	316390	100.000	103.39
141	1,3,5-Trichlorobenzene	180	12.480	12.480	(1.104)	248493	100.000	99.953

QC Flag Legend

A - Target compound detected but, quantitated amount exceeded maximum amount.

Data File: \\cansvr11\dd\chem\MSV\a3ux14.i\R00114A-IC.b\147355.D
Report Date: 15-Jan-2010 11:14

TestAmerica North Canton

INTERNAL STANDARD COMPOUNDS
AREA AND RT SUMMARY

Instrument ID: a3ux14.i
Lab File ID: 147355.D
Lab Smp Id: 100NG-IC
Analysis Type: VOA
Quant Type: ISTD
Operator: 2807
Calibration Date: 14-JAN-2010
Calibration Time: 11:29
Level: LOW
Sample Type: SOIL
Method File: \\cansvr11\dd\chem\MSV\a3ux14.i\R00114A-IC.b\8260SUX14.m
Misc Info: R00114A-IC,8260SUX14,1-8260.SUB,2807,1,5

		AREA LIMIT			
COMPOUND	STANDARD	LOWER	UPPER	SAMPLE	%DIFF
1 Fluorobenzene	1619446	809723	3238892	1524542	-5.86
2 Chlorobenzene-d5	1224767	612384	2449534	1117293	-8.78
3 1,4-Dichlorobenze	643485	321743	1286970	622493	-3.26

		RT LIMIT			
COMPOUND	STANDARD	LOWER	UPPER	SAMPLE	%DIFF
1 Fluorobenzene	6.60	6.10	7.10	6.60	0.00
2 Chlorobenzene-d5	9.33	8.83	9.83	9.33	0.00
3 1,4-Dichlorobenze	11.31	10.81	11.81	11.31	0.00

AREA UPPER LIMIT = +100% of internal standard area.
AREA LOWER LIMIT = - 50% of internal standard area.
RT UPPER LIMIT = + 0.50 minutes of internal standard RT.
RT LOWER LIMIT = - 0.50 minutes of internal standard RT.

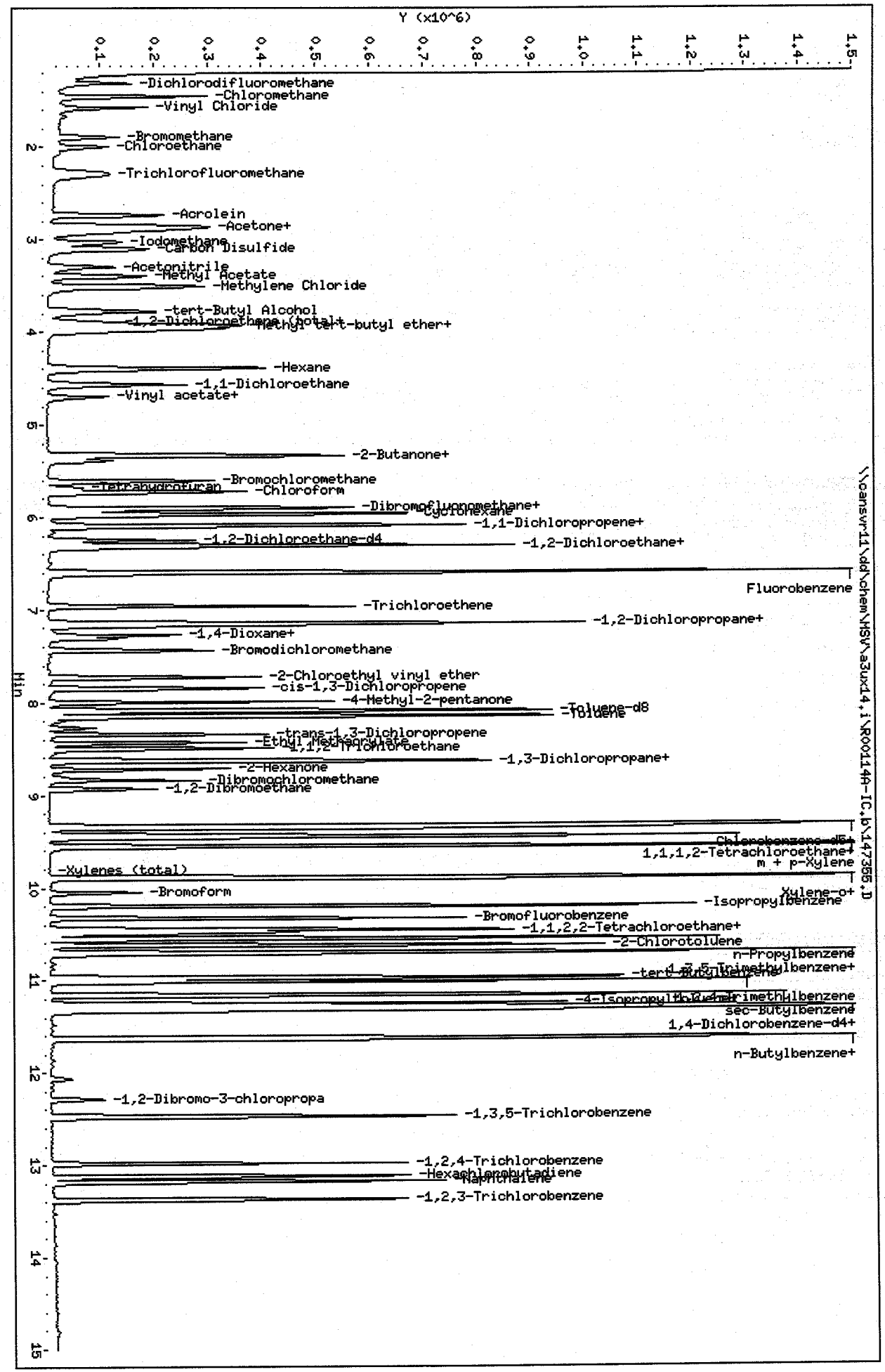

Data File: \\cansvr11\dd\chem\MSV\a3ux14.i\R00114A-IC.b\147355.D
Date : 14-JAN-2010 11:51
Client ID:
Sample Info: 100NG-IC
Purge Volume: 5.0
Column phase: DB624

Instrument: a3ux14.i
Operator: 2807
Column diameter: 0.18

\\cansvr11\dd\chem\MSV\a3ux14.i\R00114A-IC.b\147355.D

Data File: \\cansvr11\dd\chem\MSV\a3ux14.i\R00114A-IC.b\147356.D
Report Date: 15-Jan-2010 11:14

TestAmerica North Canton

VOLATILE REPORT SW-846 Method 8260A/8260B

Data file : \\cansvr11\dd\chem\MSV\a3ux14.i\R00114A-IC.b\147356.D
Lab Smp Id: 50NG-IC
Inj Date : 14-JAN-2010 12:14
Operator : 2807 Inst ID: a3ux14.i
Smp Info : 50NG-IC
Misc Info : R00114A-IC,8260SUX14,1-8260.SUB,2807,1,4
Comment :
Method : \\cansvr11\dd\chem\MSV\a3ux14.i\R00114A-IC.b\8260SUX14.m
Meth Date : 15-Jan-2010 11:14 a3ux14.i Quant Type: ISTD
Cal Date : 14-JAN-2010 15:39 Cal File: 147365.D
Als bottle: 6 Calibration Sample, Level: 4
Dil Factor: 1.00000
Integrator: HP RTE Compound Sublist: 1-8260.SUB
Target Version: 4.14
Processing Host: CANPMSV26

Concentration Formula: Amt * DF * 1/Vo * CpndVariable

Name	Value	Description
DF	1.000	Dilution Factor
Vo	5.000	Sample Volume
Va	100.000	Injection Volume
Cpnd Variable		Local Compound Variable

	Compounds	QUANT SIG MASS	RT	EXP RT	REL RT	RESPONSE	AMOUNTS CAL-AMT (ng)	AMOUNTS ON-COL (ng)
*	1 Fluorobenzene	96	6.599	6.599	(1.000)	1463571	250.000	
*	2 Chlorobenzene-d5	117	9.332	9.332	(1.000)	1080998	250.000	
*	3 1,4-Dichlorobenzene-d4	152	11.309	11.309	(1.000)	616871	250.000	
$	4 Dibromofluoromethane	113	5.901	5.901	(0.894)	76759	50.0000	47.604
$	5 1,2-Dichloroethane-d4	65	6.244	6.244	(0.946)	82563	50.0000	49.942
$	6 Toluene-d8	98	8.090	8.090	(0.867)	281363	50.0000	48.012
$	7 Bromofluorobenzene	95	10.326	10.326	(0.913)	110713	50.0000	48.403
	8 Dichlorodifluoromethane	85	1.298	1.298	(0.197)	77815	50.0000	52.567
	9 Chloromethane	50	1.452	1.452	(0.220)	109690	50.0000	51.255
	10 Vinyl Chloride	62	1.570	1.570	(0.238)	82970	50.0000	51.400
	12 Chloroethane	64	1.996	1.996	(0.303)	48552	50.0000	51.004
	13 Trichlorofluoromethane	101	2.268	2.268	(0.344)	83485	50.0000	53.704
	15 Acrolein	56	2.730	2.730	(0.414)	89612	500.000	487.16
	16 Acetone	43	2.931	2.931	(0.444)	72936	100.000	118.35
	17 1,1-Dichloroethene	96	2.848	2.848	(0.432)	70966	50.0000	50.750
	18 Freon-113	151	2.884	2.884	(0.437)	59930	50.0000	53.365
	19 Iodomethane	142	3.026	3.026	(0.459)	122149	50.0000	51.252
	20 Carbon Disulfide	76	3.097	3.097	(0.469)	204194	50.0000	50.982
	21 Methylene Chloride	84	3.511	3.511	(0.532)	109609	50.0000	58.418
	22 Acetonitrile	41	3.298	3.298	(0.500)	100062	500.000	515.39
	23 Acrylonitrile	53	3.889	3.889	(0.589)	58829	100.000	102.13
	24 Methyl tert-butyl ether	73	3.972	3.972	(0.602)	186667	50.0000	51.381

Data File: \\cansvr11\dd\chem\MSV\a3ux14.i\R00114A-IC.b\147356.D
Report Date: 15-Jan-2010 11:14

	Compounds	QUANT SIG MASS	RT	EXP RT	REL RT	RESPONSE	AMOUNTS CAL-AMT (ng)	AMOUNTS ON-COL (ng)
25	trans-1,2-Dichloroethene	96	3.925	3.925	(0.595)	82296	50.0000	50.680
26	Hexane	86	4.386	4.386	(0.665)	18166	50.0000	48.477
27	Vinyl acetate	43	4.694	4.694	(0.711)	88798	50.0000	47.398
154	Vinyl Acetate**2nd**	86	4.694	4.694	(0.711)	7596	50.0000	45.506 (A)
28	1,1-Dichloroethane	63	4.564	4.564	(0.692)	147729	50.0000	50.841
29	tert-Butyl Alcohol	59	3.771	3.771	(0.571)	131129	1000.00	990.49
30	2-Butanone	43	5.380	5.380	(0.815)	72329	100.000	96.440
M 31	1,2-Dichloroethene (total)	96				168654	100.000	
32	cis-1,2-dichloroethene	96	5.333	5.333	(0.808)	86358	50.0000	51.903
33	2,2-Dichloropropane	77	5.321	5.321	(0.806)	58168	50.0000	51.164
34	Bromochloromethane	128	5.605	5.605	(0.849)	40704	50.0000	50.333
35	Chloroform	83	5.723	5.723	(0.867)	136764	50.0000	51.348
36	Tetrahydrofuran	42	5.688	5.688	(0.862)	23581	50.0000	48.542
37	1,1,1-Trichloroethane	97	5.901	5.901	(0.894)	102584	50.0000	53.266
38	1,1-Dichloropropene	75	6.090	6.090	(0.923)	105034	50.0000	52.008
39	Carbon Tetrachloride	117	6.090	6.090	(0.923)	89315	50.0000	53.357
40	1,2-Dichloroethane	62	6.327	6.327	(0.959)	96980	50.0000	49.196
41	Benzene	78	6.303	6.303	(0.955)	320643	50.0000	50.686
42	Trichloroethene	130	6.966	6.966	(1.056)	89775	50.0000	51.491
43	1,2-Dichloropropane	63	7.167	7.167	(1.086)	79696	50.0000	50.287
44	1,4-Dioxane	88	7.309	7.309	(1.108)	34138	2500.00	2610.6
45	Dibromomethane	93	7.274	7.274	(1.102)	40622	50.0000	50.332
46	Bromodichloromethane	83	7.439	7.439	(1.127)	82425	50.0000	50.382
47	2-Chloroethyl vinyl ether	63	7.723	7.723	(1.170)	55693	100.000	93.372
48	cis-1,3-Dichloropropene	75	7.842	7.842	(1.188)	92612	50.0000	46.027
49	4-Methyl-2-pentanone	43	7.995	7.995	(0.857)	125166	100.000	95.881
50	Toluene	91	8.137	8.137	(0.872)	316964	50.0000	49.643
51	trans-1,3-Dichloropropene	75	8.338	8.338	(0.893)	74151	50.0000	44.190
52	Ethyl Methacrylate	69	8.433	8.433	(0.904)	60861	50.0000	45.773
53	1,1,2-Trichloroethane	97	8.492	8.492	(0.910)	54001	50.0000	47.412
54	1,3-Dichloropropane	76	8.634	8.634	(0.925)	94748	50.0000	49.652
55	Tetrachloroethene	164	8.622	8.622	(0.924)	68765	50.0000	51.014
56	2-Hexanone	43	8.717	8.717	(0.934)	82817	100.000	92.084
57	Dibromochloromethane	129	8.835	8.835	(0.947)	59231	50.0000	49.820
58	1,2-Dibromoethane	107	8.930	8.930	(0.957)	53071	50.0000	48.260
59	Chlorobenzene	112	9.356	9.356	(1.003)	217526	50.0000	49.566
60	1,1,1,2-Tetrachloroethane	131	9.427	9.427	(1.010)	71037	50.0000	51.037
61	Ethylbenzene	106	9.451	9.451	(1.013)	115843	50.0000	51.213
62	m + p-Xylene	106	9.557	9.557	(1.024)	288517	100.000	105.43
64	Xylene-o	106	9.889	9.889	(1.060)	134194	50.0000	52.044
65	Styrene	104	9.900	9.900	(1.061)	199347	50.0000	48.637
66	Bromoform	173	10.054	10.054	(1.077)	34675	50.0000	48.172
67	Isopropylbenzene	105	10.196	10.196	(1.093)	350644	50.0000	50.671
68	1,1,2,2-Tetrachloroethane	83	10.445	10.445	(0.924)	74500	50.0000	49.233
69	1,4-Dichloro-2-butene	53	10.492	10.492	(0.928)	22765	50.0000	48.489
70	1,2,3-Trichloropropane	110	10.480	10.480	(0.927)	21471	50.0000	48.962
71	Bromobenzene	156	10.457	10.457	(0.925)	88463	50.0000	48.706
72	n-Propylbenzene	120	10.551	10.551	(0.933)	98133	50.0000	46.469
73	2-Chlorotoluene	126	10.622	10.622	(0.939)	87448	50.0000	50.900
74	1,3,5-Trimethylbenzene	105	10.693	10.693	(0.946)	290336	50.0000	49.640
75	4-Chlorotoluene	126	10.705	10.705	(0.947)	93314	50.0000	51.440
76	tert-Butylbenzene	119	10.977	10.977	(0.971)	263096	50.0000	48.580
77	1,2,4-Trimethylbenzene	105	11.013	11.013	(0.974)	298774	50.0000	50.045
78	sec-Butylbenzene	105	11.155	11.155	(0.986)	382601	50.0000	49.124

Data File: \\cansvr11\dd\chem\MSV\a3ux14.i\R00114A-IC.b\147356.D
Report Date: 15-Jan-2010 11:14

	Compounds	QUANT SIG MASS	RT	EXP RT	REL RT	RESPONSE	AMOUNTS CAL-AMT (ng)	AMOUNTS ON-COL (ng)
79	4-Isopropyltoluene	119	11.273	11.273	(0.997)	307172	50.0000	46.404
80	1,3-Dichlorobenzene	146	11.249	11.249	(0.995)	168793	50.0000	48.948
81	1,4-Dichlorobenzene	146	11.320	11.320	(1.001)	176132	50.0000	48.146
82	n-Butylbenzene	91	11.616	11.616	(1.027)	265064	50.0000	46.149
83	1,2-Dichlorobenzene	146	11.640	11.640	(1.029)	159501	50.0000	49.402
84	1,2-Dibromo-3-chloropropane	157	12.291	12.291	(1.087)	12339	50.0000	47.249
85	1,2,4-Trichlorobenzene	180	12.989	12.989	(1.149)	102810	50.0000	49.207
87	Naphthalene	128	13.178	13.178	(1.165)	218045	50.0000	45.346
86	Hexachlorobutadiene	225	13.131	13.131	(1.161)	63481	50.0000	47.398
88	1,2,3-Trichlorobenzene	180	13.379	13.379	(1.183)	100686	50.0000	48.922
98	Cyclohexane	56	5.960	5.960	(0.903)	172564	50.0000	50.221
143	Methyl Acetate	43	3.392	3.392	(0.514)	139260	100.000	97.903
144	Methylcyclohexane	83	7.143	7.143	(1.082)	148556	50.0000	50.566
141	1,3,5-Trichlorobenzene	180	12.468	12.468	(1.103)	118897	50.0000	48.260

QC Flag Legend

A - Target compound detected but, quantitated amount exceeded maximum amount.

Data File: \\cansvr11\dd\chem\MSV\a3ux14.i\R00114A-IC.b\147356.D
Report Date: 15-Jan-2010 11:14

TestAmerica North Canton

INTERNAL STANDARD COMPOUNDS
AREA AND RT SUMMARY

Instrument ID: a3ux14.i
Lab File ID: 147356.D
Lab Smp Id: 50NG-IC
Analysis Type: VOA
Quant Type: ISTD
Operator: 2807
Method File: \\cansvr11\dd\chem\MSV\a3ux14.i\R00114A-IC.b\8260SUX14.m
Misc Info: R00114A-IC,8260SUX14,1-8260.SUB,2807,1,4

Calibration Date: 14-JAN-2010
Calibration Time: 11:29

Level: LOW
Sample Type: SOIL

COMPOUND	STANDARD	AREA LIMIT LOWER	AREA LIMIT UPPER	SAMPLE	%DIFF
1 Fluorobenzene	1619446	809723	3238892	1463571	-9.63
2 Chlorobenzene-d5	1224767	612384	2449534	1080998	-11.74
3 1,4-Dichlorobenze	643485	321743	1286970	616871	-4.14

COMPOUND	STANDARD	RT LIMIT LOWER	RT LIMIT UPPER	SAMPLE	%DIFF
1 Fluorobenzene	6.60	6.10	7.10	6.60	-0.00
2 Chlorobenzene-d5	9.33	8.83	9.83	9.33	-0.00
3 1,4-Dichlorobenze	11.31	10.81	11.81	11.31	-0.00

AREA UPPER LIMIT = +100% of internal standard area.
AREA LOWER LIMIT = - 50% of internal standard area.
RT UPPER LIMIT = + 0.50 minutes of internal standard RT.
RT LOWER LIMIT = - 0.50 minutes of internal standard RT.



Data File: \\cansvr11\dd\chem\HSV\a3ux14,i\R00114A-IC,b\147356,D
Date : 14-JAN-2010 12:14
Client ID:
Sample Info: 50NG-IC
Purge Volume: 5.0
Column phase: DB624

Instrument: a3ux14,i
Operator: 2807
Column diameter: 0.18

Data File: \\cansvr11\dd\chem\MSV\a3ux14.i\R00114A-IC.b\147357.D
Report Date: 15-Jan-2010 11:14

TestAmerica North Canton

VOLATILE REPORT SW-846 Method 8260A/8260B

Data file : \\cansvr11\dd\chem\MSV\a3ux14.i\R00114A-IC.b\147357.D
Lab Smp Id: 25NG-IC
Inj Date : 14-JAN-2010 12:36
Operator : 2807 Inst ID: a3ux14.i
Smp Info : 25NG-IC
Misc Info : R00114A-IC,8260SUX14,1-8260.SUB,2807,1,3
Comment :
Method : \\cansvr11\dd\chem\MSV\a3ux14.i\R00114A-IC.b\8260SUX14.m
Meth Date : 15-Jan-2010 11:14 a3ux14.i Quant Type: ISTD
Cal Date : 14-JAN-2010 16:03 Cal File: 147366.D
Als bottle: 7 Calibration Sample, Level: 3
Dil Factor: 1.00000
Integrator: HP RTE Compound Sublist: 1-8260.SUB
Target Version: 4.14
Processing Host: CANPMSV26

Concentration Formula: Amt * DF * 1/Vo * CpndVariable

Name	Value	Description
DF	1.000	Dilution Factor
Vo	5.000	Sample Volume
Va	100.000	Injection Volume
Cpnd Variable		Local Compound Variable

	Compounds	QUANT SIG MASS	RT	EXP RT	REL RT	RESPONSE	AMOUNTS CAL-AMT (ng)	AMOUNTS ON-COL (ng)
*	1 Fluorobenzene	96	6.599	6.599	(1.000)	1458359	250.000	
*	2 Chlorobenzene-d5	117	9.333	9.333	(1.000)	1056066	250.000	
*	3 1,4-Dichlorobenzene-d4	152	11.309	11.309	(1.000)	618283	250.000	
$	4 Dibromofluoromethane	113	5.901	5.901	(0.894)	40283	25.0000	25.072
$	5 1,2-Dichloroethane-d4	65	6.244	6.244	(0.946)	44575	25.0000	27.060
$	6 Toluene-d8	98	8.090	8.090	(0.867)	139454	25.0000	24.358
$	7 Bromofluorobenzene	95	10.327	10.327	(0.913)	57323	25.0000	25.004
	8 Dichlorodifluoromethane	85	1.298	1.298	(0.197)	42747	25.0000	28.981
	9 Chloromethane	50	1.452	1.452	(0.220)	56339	25.0000	26.420
	10 Vinyl Chloride	62	1.570	1.570	(0.238)	43093	25.0000	26.792
	12 Chloroethane	64	1.996	1.996	(0.303)	25001	25.0000	26.357
	13 Trichlorofluoromethane	101	2.268	2.268	(0.344)	40226	25.0000	25.969
	15 Acrolein	56	2.742	2.742	(0.416)	47730	250.000	260.40
	16 Acetone	43	2.943	2.943	(0.446)	45722	50.0000	74.454
	17 1,1-Dichloroethene	96	2.860	2.860	(0.433)	36277	25.0000	26.036
	18 Freon-113	151	2.896	2.896	(0.439)	28657	25.0000	25.609
	19 Iodomethane	142	3.026	3.026	(0.459)	60346	25.0000	25.411
	20 Carbon Disulfide	76	3.097	3.097	(0.469)	99492	25.0000	24.930
	21 Methylene Chloride	84	3.511	3.511	(0.532)	66631	25.0000	35.639
	22 Acetonitrile	41	3.298	3.298	(0.500)	51022	250.000	263.74
	23 Acrylonitrile	53	3.890	3.890	(0.589)	27794	50.0000	48.424
	24 Methyl tert-butyl ether	73	3.972	3.972	(0.602)	85837	25.0000	23.711

Data File: \\cansvr11\dd\chem\MSV\a3ux14.i\R00114A-IC.b\147357.D
Report Date: 15-Jan-2010 11:14

	Compounds	QUANT SIG MASS	RT	EXP RT	REL RT	RESPONSE	AMOUNTS CAL-AMT (ng)	AMOUNTS ON-COL (ng)
25	trans-1,2-Dichloroethene	96	3.937	3.937	(0.597)	41047	25.0000	25.368
26	Hexane	86	4.398	4.398	(0.666)	9256	25.0000	24.788
27	Vinyl acetate	43	4.694	4.694	(0.711)	40408	25.0000	21.646
154	Vinyl Acetate**2nd**	86	4.694	4.694	(0.711)	3247	25.0000	19.521(A)
28	1,1-Dichloroethane	63	4.564	4.564	(0.692)	75301	25.0000	26.008
29	tert-Butyl Alcohol	59	3.783	3.783	(0.573)	60293	500.000	457.05
30	2-Butanone	43	5.392	5.392	(0.817)	33392	50.0000	44.683
M 31	1,2-Dichloroethene (total)	96				82841	50.0000	
32	cis-1,2-dichloroethene	96	5.333	5.333	(0.808)	41794	25.0000	25.209
33	2,2-Dichloropropane	77	5.321	5.321	(0.806)	26605	25.0000	23.485
34	Bromochloromethane	128	5.605	5.605	(0.849)	20156	25.0000	25.013
35	Chloroform	83	5.724	5.724	(0.867)	66642	25.0000	25.110
36	Tetrahydrofuran	42	5.688	5.688	(0.862)	12410	25.0000	25.637
37	1,1,1-Trichloroethane	97	5.901	5.901	(0.894)	46501	25.0000	24.232
38	1,1-Dichloropropene	75	6.090	6.090	(0.923)	51061	25.0000	25.373
39	Carbon Tetrachloride	117	6.090	6.090	(0.923)	40999	25.0000	24.580
40	1,2-Dichloroethane	62	6.327	6.327	(0.959)	51559	25.0000	26.248
41	Benzene	78	6.303	6.303	(0.955)	158995	25.0000	25.223
42	Trichloroethene	130	6.966	6.966	(1.056)	42633	25.0000	24.540
43	1,2-Dichloropropane	63	7.167	7.167	(1.086)	39343	25.0000	24.914
44	1,4-Dioxane	88	7.321	7.321	(1.109)	15184	1250.00	1165.3
45	Dibromomethane	93	7.274	7.274	(1.102)	20490	25.0000	25.479
46	Bromodichloromethane	83	7.439	7.439	(1.127)	38025	25.0000	23.326
47	2-Chloroethyl vinyl ether	63	7.723	7.723	(1.170)	23645	50.0000	39.784
48	cis-1,3-Dichloropropene	75	7.842	7.842	(1.188)	40230	25.0000	20.065
49	4-Methyl-2-pentanone	43	7.996	7.996	(0.857)	53715	50.0000	42.119
50	Toluene	91	8.149	8.149	(0.873)	153825	25.0000	24.661
51	trans-1,3-Dichloropropene	75	8.339	8.339	(0.894)	33225	25.0000	20.268
52	Ethyl Methacrylate	69	8.433	8.433	(0.904)	27032	25.0000	20.811
53	1,1,2-Trichloroethane	97	8.493	8.493	(0.910)	28621	25.0000	25.722
54	1,3-Dichloropropane	76	8.635	8.635	(0.925)	46308	25.0000	24.840
55	Tetrachloroethene	164	8.623	8.623	(0.924)	34411	25.0000	26.131
56	2-Hexanone	43	8.717	8.717	(0.934)	36831	50.0000	41.919
57	Dibromochloromethane	129	8.836	8.836	(0.947)	25619	25.0000	22.057
58	1,2-Dibromoethane	107	8.930	8.930	(0.957)	25227	25.0000	23.482
59	Chlorobenzene	112	9.356	9.356	(1.003)	105867	25.0000	24.693
60	1,1,1,2-Tetrachloroethane	131	9.427	9.427	(1.010)	32575	25.0000	23.956
61	Ethylbenzene	106	9.451	9.451	(1.013)	52596	25.0000	23.801
62	m + p-Xylene	106	9.558	9.558	(1.024)	131100	50.0000	49.038
64	Xylene-o	106	9.889	9.889	(1.060)	59806	25.0000	23.742
65	Styrene	104	9.901	9.901	(1.061)	87994	25.0000	21.976
66	Bromoform	173	10.054	10.054	(1.077)	14863	25.0000	21.136
67	Isopropylbenzene	105	10.196	10.196	(1.093)	158090	25.0000	23.384
68	1,1,2,2-Tetrachloroethane	83	10.445	10.445	(0.924)	35362	25.0000	23.316
69	1,4-Dichloro-2-butene	53	10.492	10.492	(0.928)	9788	25.0000	20.801
70	1,2,3-Trichloropropane	110	10.480	10.480	(0.927)	10615	25.0000	24.151
71	Bromobenzene	156	10.457	10.457	(0.925)	43431	25.0000	23.858
72	n-Propylbenzene	120	10.551	10.551	(0.933)	44997	25.0000	21.259
73	2-Chlorotoluene	126	10.622	10.622	(0.939)	41522	25.0000	24.113
74	1,3,5-Trimethylbenzene	105	10.693	10.693	(0.946)	130679	25.0000	22.292
75	4-Chlorotoluene	126	10.717	10.717	(0.948)	45182	25.0000	24.850
76	tert-Butylbenzene	119	10.977	10.977	(0.971)	121534	25.0000	22.390
77	1,2,4-Trimethylbenzene	105	11.013	11.013	(0.974)	137019	25.0000	22.898
78	sec-Butylbenzene	105	11.155	11.155	(0.986)	181887	25.0000	23.300

Data File: \\cansvr11\dd\chem\MSV\a3ux14.i\R00114A-IC.b\147357.D
Report Date: 15-Jan-2010 11:14

	Compounds	QUANT SIG MASS	RT	EXP RT	REL RT	RESPONSE	AMOUNTS CAL-AMT (ng)	AMOUNTS ON-COL (ng)
79	4-Isopropyltoluene	119	11.273	11.273	(0.997)	142199	25.0000	21.433
80	1,3-Dichlorobenzene	146	11.250	11.250	(0.995)	84649	25.0000	24.491
81	1,4-Dichlorobenzene	146	11.321	11.321	(1.001)	91975	25.0000	25.084
82	n-Butylbenzene	91	11.616	11.616	(1.027)	123143	25.0000	21.391
83	1,2-Dichlorobenzene	146	11.640	11.640	(1.029)	81988	25.0000	25.336
84	1,2-Dibromo-3-chloropropane	157	12.291	12.291	(1.087)	5733	25.0000	21.903
85	1,2,4-Trichlorobenzene	180	12.989	12.989	(1.149)	47317	25.0000	22.595
87	Naphthalene	128	13.178	13.178	(1.165)	90083	25.0000	18.691
86	Hexachlorobutadiene	225	13.131	13.131	(1.161)	31747	25.0000	23.650
88	1,2,3-Trichlorobenzene	180	13.380	13.380	(1.183)	46925	25.0000	22.748
98	Cyclohexane	56	5.972	5.972	(0.905)	77499	25.0000	22.635
143	Methyl Acetate	43	3.404	3.404	(0.516)	68922	50.0000	48.627
144	Methylcyclohexane	83	7.144	7.144	(1.082)	68076	25.0000	23.255
141	1,3,5-Trichlorobenzene	180	12.468	12.468	(1.103)	59916	25.0000	24.264

QC Flag Legend

A - Target compound detected but, quantitated amount exceeded maximum amount.

Data File: \\cansvr11\dd\chem\MSV\a3ux14.i\R00114A-IC.b\147357.D
Report Date: 15-Jan-2010 11:14

TestAmerica North Canton

INTERNAL STANDARD COMPOUNDS
AREA AND RT SUMMARY

Instrument ID: a3ux14.i
Lab File ID: 147357.D
Lab Smp Id: 25NG-IC
Analysis Type: VOA
Quant Type: ISTD
Operator: 2807
Calibration Date: 14-JAN-2010
Calibration Time: 11:29
Level: LOW
Sample Type: SOIL
Method File: \\cansvr11\dd\chem\MSV\a3ux14.i\R00114A-IC.b\8260SUX14.m
Misc Info: R00114A-IC,8260SUX14,1-8260.SUB,2807,1,3

COMPOUND	STANDARD	AREA LIMIT LOWER	AREA LIMIT UPPER	SAMPLE	%DIFF
1 Fluorobenzene	1619446	809723	3238892	1458359	-9.95
2 Chlorobenzene-d5	1224767	612384	2449534	1056066	-13.77
3 1,4-Dichlorobenze	643485	321743	1286970	618283	-3.92

COMPOUND	STANDARD	RT LIMIT LOWER	RT LIMIT UPPER	SAMPLE	%DIFF
1 Fluorobenzene	6.60	6.10	7.10	6.60	0.00
2 Chlorobenzene-d5	9.33	8.83	9.83	9.33	0.00
3 1,4-Dichlorobenze	11.31	10.81	11.81	11.31	0.00

AREA UPPER LIMIT = +100% of internal standard area.
AREA LOWER LIMIT = - 50% of internal standard area.
RT UPPER LIMIT = + 0.50 minutes of internal standard RT.
RT LOWER LIMIT = - 0.50 minutes of internal standard RT.

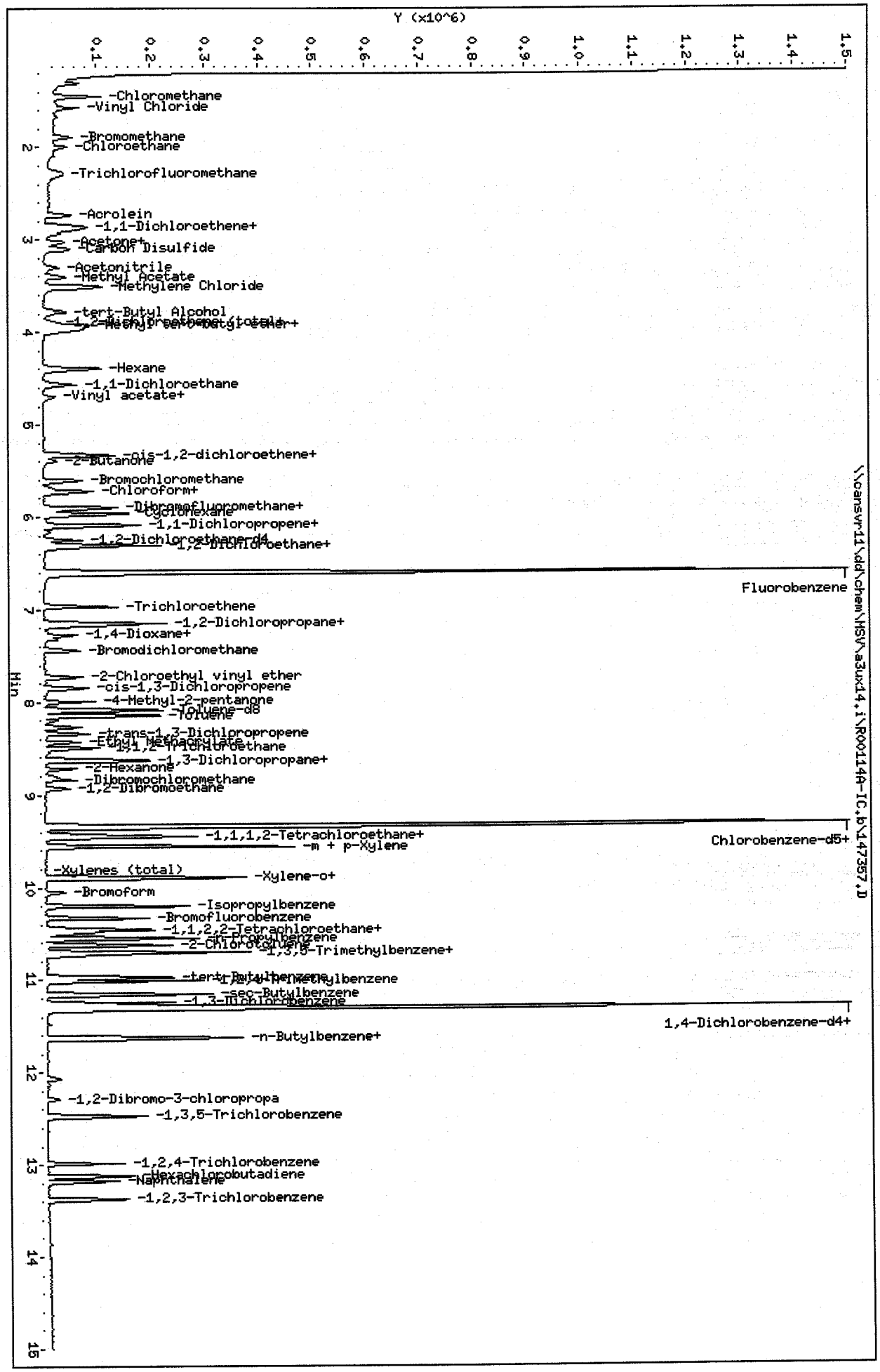
Data File: \\cansvr11\dd\chem\MSV\a3ux14.i\R001140-IC.b\147357.D
Date : 14-JAN-2010 12:36
Client ID:
Sample Info: 25NG-IC
Purge Volume: 5.0
Column phase: DB624
Instrument: a3ux14.i
Operator: 2807
Column diameter: 0.18
Y (x10^6)
Min
\\cansvr11\dd\chem\MSV\a3ux14.i\R001140-IC.b\147357.D
-Chloromethane
-Vinyl Chloride
-Bromomethane
-Chloroethane
-Trichlorofluoromethane
-Acrolein
-1,1-Dichloroethene+
-Acetone+
-Carbon Disulfide
-Acetonitrile
-Methyl Acetate
-Methylene Chloride
-tert-Butyl Alcohol
-Hexane
-1,1-Dichloroethane
-Vinyl acetate+
-cis-1,2-dichloroethene+
-2-Butanone
-Bromochloromethane
-Chloroform+
-Dibromofluoromethane+
-Cyclohexane
-1,1-Dichloropropene+
-1,2-Dichloroethane-d4
-1,2-Dichloroethane+
Fluorobenzene
-Trichloroethene
-1,2-Dichloropropane+
-1,4-Dioxane+
-Bromodichloromethane
-2-Chloroethyl vinyl ether
-cis-1,3-Dichloropropene
-4-Methyl-2-pentanone
-Toluene-d8
-Toluene
-trans-1,3-Dichloropropene
-Ethyl Methacrylate
-1,1,2-Trichloroethane
-1,3-Dichloropropane+
-2-Hexanone
-Dibromochloromethane
-1,2-Dibromoethane
-1,1,1,2-Tetrachloroethane+
-m + p-Xylene
Chlorobenzene-d5+
-Xylenes (total)
-Xylene-o+
-Bromoform
-Isopropylbenzene
-Bromofluorobenzene
-1,1,2,2-Tetrachloroethane+
-n-Propylbenzene
-2-Chlorotoluene
-1,3,5-Trimethylbenzene+
-tert-Butylbenzene
-1,2,4-Trimethylbenzene
-sec-Butylbenzene
-1,3-Dichlorobenzene
1,4-Dichlorobenzene-d4+
-n-Butylbenzene+
-1,2-Dibromo-3-chloropropa
-1,3,5-Trichlorobenzene
-1,2,4-Trichlorobenzene
-Hexachlorobutadiene
-Naphthalene
-1,2,3-Trichlorobenzene

Data File: \\cansvr11\dd\chem\MSV\a3ux14.i\R00114A-IC.b\147358.D
Report Date: 15-Jan-2010 11:14

TestAmerica North Canton

VOLATILE REPORT SW-846 Method 8260A/8260B

Data file : \\cansvr11\dd\chem\MSV\a3ux14.i\R00114A-IC.b\147358.D
Lab Smp Id: 10NG-IC
Inj Date : 14-JAN-2010 12:59
Operator : 2807 Inst ID: a3ux14.i
Smp Info : 10NG-IC
Misc Info : R00114A-IC,8260SUX14,1-8260.SUB,2807,1,2
Comment :
Method : \\cansvr11\dd\chem\MSV\a3ux14.i\R00114A-IC.b\8260SUX14.m
Meth Date : 15-Jan-2010 11:14 a3ux14.i Quant Type: ISTD
Cal Date : 14-JAN-2010 16:27 Cal File: 147367.D
Als bottle: 8 Calibration Sample, Level: 2
Dil Factor: 1.00000
Integrator: HP RTE Compound Sublist: 1-8260.SUB
Target Version: 4.14
Processing Host: CANPMSV26

Concentration Formula: Amt * DF * 1/Vo * CpndVariable

Name	Value	Description
DF	1.000	Dilution Factor
Vo	5.000	Sample Volume
Va	100.000	Injection Volume
Cpnd Variable		Local Compound Variable

	Compounds	QUANT SIG MASS	RT	EXP RT	REL RT	RESPONSE	AMOUNTS CAL-AMT (ng)	AMOUNTS ON-COL (ng)
*	1 Fluorobenzene	96	6.599	6.599	(1.000)	1356303	250.000	
*	2 Chlorobenzene-d5	117	9.333	9.333	(1.000)	1001973	250.000	
*	3 1,4-Dichlorobenzene-d4	152	11.309	11.309	(1.000)	569171	250.000	
$	4 Dibromofluoromethane	113	5.901	5.901	(0.894)	16252	10.0000	10.876
$	5 1,2-Dichloroethane-d4	65	6.244	6.244	(0.946)	18464	10.0000	12.052
$	6 Toluene-d8	98	8.090	8.090	(0.867)	51325	10.0000	9.449
$	7 Bromofluorobenzene	95	10.327	10.327	(0.913)	22887	10.0000	10.845
	8 Dichlorodifluoromethane	85	1.298	1.298	(0.197)	12281	10.0000	8.952
	9 Chloromethane	50	1.452	1.452	(0.220)	19798	10.0000	9.983
	10 Vinyl Chloride	62	1.570	1.570	(0.238)	15372	10.0000	10.276
	12 Chloroethane	64	1.996	1.996	(0.303)	9754	10.0000	11.057
	13 Trichlorofluoromethane	101	2.280	2.280	(0.346)	13307	10.0000	9.237
	15 Acrolein	56	2.730	2.730	(0.414)	19778	100.000	116.02
	16 Acetone	43	2.931	2.931	(0.444)	27842	20.0000	48.750
	17 1,1-Dichloroethene	96	2.860	2.860	(0.433)	12381	10.0000	9.554
	18 Freon-113	151	2.884	2.884	(0.437)	9942	10.0000	9.553
	19 Iodomethane	142	3.026	3.026	(0.459)	22706	10.0000	10.280
	20 Carbon Disulfide	76	3.097	3.097	(0.469)	36467	10.0000	9.825
	21 Methylene Chloride	84	3.511	3.511	(0.532)	43300	10.0000	24.903
	22 Acetonitrile	41	3.298	3.298	(0.500)	21714	100.000	120.69
	23 Acrylonitrile	53	3.890	3.890	(0.589)	10994	20.0000	20.595
	24 Methyl tert-butyl ether	73	3.972	3.972	(0.602)	30383	10.0000	9.024

Data File: \\cansvr11\dd\chem\MSV\a3ux14.i\R00114A-IC.b\147358.D
Report Date: 15-Jan-2010 11:14

	Compounds	QUANT SIG MASS	RT	EXP RT	REL RT	RESPONSE	AMOUNTS CAL-AMT (ng)	AMOUNTS ON-COL (ng)
	25 trans-1,2-Dichloroethene	96	3.925	3.925	(0.595)	15115	10.0000	10.044
	26 Hexane	86	4.398	4.398	(0.666)	3211	10.0000	9.246
	27 Vinyl acetate	43	4.694	4.694	(0.711)	14418	10.0000	8.305
	154 Vinyl Acetate**2nd**	86	4.706	4.706	(0.713)	1148	10.0000	7.421(A)
	28 1,1-Dichloroethane	63	4.564	4.564	(0.692)	27135	10.0000	10.077
	29 tert-Butyl Alcohol	59	3.771	3.771	(0.571)	21779	200.000	177.52
	30 2-Butanone	43	5.392	5.392	(0.817)	14454	20.0000	20.796
M	31 1,2-Dichloroethene (total)	96				30217	20.0000	
	32 cis-1,2-dichloroethene	96	5.333	5.333	(0.808)	15102	10.0000	9.794
	33 2,2-Dichloropropane	77	5.321	5.321	(0.806)	9587	10.0000	9.100
	34 Bromochloromethane	128	5.605	5.605	(0.849)	7484	10.0000	9.986
	35 Chloroform	83	5.724	5.724	(0.867)	24256	10.0000	9.827
	36 Tetrahydrofuran	42	5.688	5.688	(0.862)	5059	10.0000	11.238
	37 1,1,1-Trichloroethane	97	5.913	5.913	(0.896)	16829	10.0000	9.429
	38 1,1-Dichloropropene	75	6.090	6.090	(0.923)	16552	10.0000	8.844
	39 Carbon Tetrachloride	117	6.090	6.090	(0.923)	15047	10.0000	9.700
	40 1,2-Dichloroethane	62	6.327	6.327	(0.959)	17776	10.0000	9.730
	41 Benzene	78	6.303	6.303	(0.955)	60909	10.0000	10.390
	42 Trichloroethene	130	6.966	6.966	(1.056)	16673	10.0000	10.319
	43 1,2-Dichloropropane	63	7.167	7.167	(1.086)	14391	10.0000	9.799
	44 1,4-Dioxane	88	7.321	7.321	(1.109)	4795	500.000	395.69
	45 Dibromomethane	93	7.274	7.274	(1.102)	6849	10.0000	9.157
	46 Bromodichloromethane	83	7.439	7.439	(1.127)	14054	10.0000	9.270
	47 2-Chloroethyl vinyl ether	63	7.723	7.723	(1.170)	7878	20.0000	14.252
	48 cis-1,3-Dichloropropene	75	7.842	7.842	(1.188)	13722	10.0000	7.359
	49 4-Methyl-2-pentanone	43	7.996	7.996	(0.857)	19225	20.0000	15.888
	50 Toluene	91	8.138	8.138	(0.872)	55483	10.0000	9.375
	51 trans-1,3-Dichloropropene	75	8.339	8.339	(0.894)	11733	10.0000	7.544
	52 Ethyl Methacrylate	69	8.433	8.433	(0.904)	8671	10.0000	7.036
	53 1,1,2-Trichloroethane	97	8.493	8.493	(0.910)	9921	10.0000	9.397
	54 1,3-Dichloropropane	76	8.635	8.635	(0.925)	16803	10.0000	9.500
	55 Tetrachloroethene	164	8.623	8.623	(0.924)	12388	10.0000	9.915
	56 2-Hexanone	43	8.717	8.717	(0.934)	13235	20.0000	15.877
	57 Dibromochloromethane	129	8.836	8.836	(0.947)	9391	10.0000	8.522
	58 1,2-Dibromoethane	107	8.930	8.930	(0.957)	9000	10.0000	8.830
	59 Chlorobenzene	112	9.356	9.356	(1.003)	41241	10.0000	10.138
	60 1,1,1,2-Tetrachloroethane	131	9.427	9.427	(1.010)	12574	10.0000	9.746
	61 Ethylbenzene	106	9.451	9.451	(1.013)	19725	10.0000	9.408
	62 m + p-Xylene	106	9.557	9.557	(1.024)	45348	20.0000	17.878
	64 Xylene-o	106	9.889	9.889	(1.060)	21615	10.0000	9.044
	65 Styrene	104	9.901	9.901	(1.061)	28792	10.0000	7.579
	66 Bromoform	173	10.054	10.054	(1.077)	5798	10.0000	8.690
	67 Isopropylbenzene	105	10.196	10.196	(1.093)	49371	10.0000	7.697
	68 1,1,2,2-Tetrachloroethane	83	10.445	10.445	(0.924)	14099	10.0000	10.098
	69 1,4-Dichloro-2-butene	53	10.492	10.492	(0.928)	3853	10.0000	8.895
	70 1,2,3-Trichloropropane	110	10.480	10.480	(0.927)	4170	10.0000	10.306
	71 Bromobenzene	156	10.457	10.457	(0.925)	16305	10.0000	9.730
	72 n-Propylbenzene	120	10.551	10.551	(0.933)	13321	10.0000	6.837
	73 2-Chlorotoluene	126	10.622	10.622	(0.939)	13684	10.0000	8.632
	74 1,3,5-Trimethylbenzene	105	10.693	10.693	(0.946)	39148	10.0000	7.254
	75 4-Chlorotoluene	126	10.705	10.705	(0.947)	14971	10.0000	8.944
	76 tert-Butylbenzene	119	10.977	10.977	(0.971)	37681	10.0000	7.541
	77 1,2,4-Trimethylbenzene	105	11.013	11.013	(0.974)	39477	10.0000	7.167
	78 sec-Butylbenzene	105	11.155	11.155	(0.986)	51764	10.0000	7.203

Data File: \\cansvr11\dd\chem\MSV\a3ux14.i\R00114A-IC.b\147358.D
Report Date: 15-Jan-2010 11:14

	Compounds	QUANT SIG MASS	RT	EXP RT	REL RT	RESPONSE	AMOUNTS CAL-AMT (ng)	AMOUNTS ON-COL (ng)
79	4-Isopropyltoluene	119	11.273	11.273	(0.997)	39794	10.0000	6.515
80	1,3-Dichlorobenzene	146	11.250	11.250	(0.995)	31768	10.0000	9.984
81	1,4-Dichlorobenzene	146	11.321	11.321	(1.001)	33681	10.0000	9.978
82	n-Butylbenzene	91	11.616	11.616	(1.027)	36528	10.0000	6.893
83	1,2-Dichlorobenzene	146	11.640	11.640	(1.029)	30480	10.0000	10.232
84	1,2-Dibromo-3-chloropropane	157	12.291	12.291	(1.087)	2080	10.0000	8.632
85	1,2,4-Trichlorobenzene	180	12.989	12.989	(1.149)	17257	10.0000	8.952
87	Naphthalene	128	13.178	13.178	(1.165)	30253	10.0000	6.819
86	Hexachlorobutadiene	225	13.131	13.131	(1.161)	11874	10.0000	9.609
88	1,2,3-Trichlorobenzene	180	13.380	13.380	(1.183)	17720	10.0000	9.331
98	Cyclohexane	56	5.960	5.960	(0.903)	25574	10.0000	8.031
143	Methyl Acetate	43	3.404	3.404	(0.516)	28015	20.0000	21.253
144	Methylcyclohexane	83	7.144	7.144	(1.082)	20465	10.0000	7.517
141	1,3,5-Trichlorobenzene	180	12.468	12.468	(1.103)	21462	10.0000	9.442

QC Flag Legend

A - Target compound detected but, quantitated amount exceeded maximum amount.

Data File: \\cansvr11\dd\chem\MSV\a3ux14.i\R00114A-IC.b\147358.D
Report Date: 15-Jan-2010 11:14

TestAmerica North Canton

INTERNAL STANDARD COMPOUNDS
AREA AND RT SUMMARY

Instrument ID: a3ux14.i
Lab File ID: 147358.D
Lab Smp Id: 10NG-IC
Analysis Type: VOA
Quant Type: ISTD
Operator: 2807
Calibration Date: 14-JAN-2010
Calibration Time: 11:29
Level: LOW
Sample Type: SOIL
Method File: \\cansvr11\dd\chem\MSV\a3ux14.i\R00114A-IC.b\8260SUX14.m
Misc Info: R00114A-IC,8260SUX14,1-8260.SUB,2807,1,2

COMPOUND	STANDARD	AREA LIMIT LOWER	AREA LIMIT UPPER	SAMPLE	%DIFF
1 Fluorobenzene	1619446	809723	3238892	1356303	-16.25
2 Chlorobenzene-d5	1224767	612384	2449534	1001973	-18.19
3 1,4-Dichlorobenze	643485	321743	1286970	569171	-11.55

COMPOUND	STANDARD	RT LIMIT LOWER	RT LIMIT UPPER	SAMPLE	%DIFF
1 Fluorobenzene	6.60	6.10	7.10	6.60	0.00
2 Chlorobenzene-d5	9.33	8.83	9.83	9.33	0.00
3 1,4-Dichlorobenze	11.31	10.81	11.81	11.31	0.00

AREA UPPER LIMIT = +100% of internal standard area.
AREA LOWER LIMIT = - 50% of internal standard area.
RT UPPER LIMIT = + 0.50 minutes of internal standard RT.
RT LOWER LIMIT = - 0.50 minutes of internal standard RT.

Data File: \\cansvr11\dd\chem\HSV\a3ux14.i\R00114A-IC.b\147358.D
Date : 14-JAN-2010 12:59
Client ID:
Sample Info: 10NG-IC
Purge Volume: 5.0
Column phase: DB624
Instrument: a3ux14.i
Operator: 2807
Column diameter: 0.18
Y (x10^6)
Min
-Dichlorodifluoromethane+
-Bromomethane+
-Trichlorofluoromethane
-Acrolein
-1,1-Dichloroethene+
-Acetone
-Iodomethane
-Carbon Disulfide
-Acetonitrile
-Methyl Acetate
-Methylene Chloride
-tert-Butyl Alcohol
-Hexane
-1,1-Dichloroethane
-Vinyl acetate+
-cis-1,2-dichloroethene+
-2-Butanone
-Bromochloromethane
-Chloroform+
-Dibromofluoromethane+
-Cyclohexane
-1,1-Dichloropropene+
-1,2-Dichloroethane+
Fluorobenzene
-Trichloroethene
-1,2-Dichloropropane+
-Dibromomethane
-1,4-Dioxane
-Bromodichloromethane
-2-Chloroethyl vinyl ether
-cis-1,3-Dichloropropene
-4-Methyl-2-pentanone
-Toluene-d8
-Toluene
-Trans-1,3-Dichloropropene
-Ethyl Methacrylate
-1,1,2-Trichloroethane
-1,3-Dichloropropane+
-2-Hexanone
-Dibromochloromethane
-1,2-Dibromoethane
-1,1,1,2-Tetrachloroethane+
-m + p-Xylene
Chlorobenzene-d5+
-Xylenes (total)
-Xylene-o+
-Bromoform
-Isopropylbenzene
-Bromofluorobenzene
-1,1,2,2-Tetrachloroethane+
-n-Propylbenzene
-2-Chlorotoluene
-1,3,5-Trimethylbenzene+
-tert-Butylbenzene
-1,2,4-Trimethylbenzene
-sec-Butylbenzene
-1,3-Dichlorobenzene
1,4-Dichlorobenzene-d4+
-n-Butylbenzene+
-1,2-Dibromo-3-chloropropa
-1,3,5-Trichlorobenzene
-1,2,4-Trichlorobenzene
-Hexachlorobutadiene
-Naphthalene
-1,2,3-Trichlorobenzene
\\cansvr11\dd\chem\HSV\a3ux14.i\R00114A-IC.b\147358.D

Data File: \\cansvr11\dd\chem\MSV\a3ux14.i\R00114A-IC.b\147359.D
Report Date: 15-Jan-2010 11:14

TestAmerica North Canton

VOLATILE REPORT SW-846 Method 8260A/8260B

Data file : \\cansvr11\dd\chem\MSV\a3ux14.i\R00114A-IC.b\147359.D
Lab Smp Id: 5NG-IC
Inj Date : 14-JAN-2010 13:21
Operator : 2807 Inst ID: a3ux14.i
Smp Info : 5NG-IC
Misc Info : R00114A-IC,8260SUX14,1-8260.SUB,2807,1,1
Comment :
Method : \\cansvr11\dd\chem\MSV\a3ux14.i\R00114A-IC.b\8260SUX14.m
Meth Date : 15-Jan-2010 11:14 a3ux14.i Quant Type: ISTD
Cal Date : 14-JAN-2010 16:50 Cal File: 147368.D
Als bottle: 9 Calibration Sample, Level: 1
Dil Factor: 1.00000
Integrator: HP RTE Compound Sublist: 1-8260.SUB
Target Version: 4.14
Processing Host: CANPMSV26

Concentration Formula: Amt * DF * 1/Vo * CpndVariable

Name	Value	Description
DF	1.000	Dilution Factor
Vo	5.000	Sample Volume
Va	100.000	Injection Volume
Cpnd Variable		Local Compound Variable

Compounds	QUANT SIG MASS	RT	EXP RT	REL RT	RESPONSE	AMOUNTS CAL-AMT (ng)	AMOUNTS ON-COL (ng)
* 1 Fluorobenzene	96	6.599	6.599	(1.000)	1372183	250.000	
* 2 Chlorobenzene-d5	117	9.332	9.332	(1.000)	1002461	250.000	
* 3 1,4-Dichlorobenzene-d4	152	11.309	11.309	(1.000)	555022	250.000	
$ 4 Dibromofluoromethane	113	5.901	5.901	(0.894)	9676	5.00000	6.400
$ 5 1,2-Dichloroethane-d4	65	6.244	6.244	(0.946)	11539	5.00000	7.445
$ 6 Toluene-d8	98	8.090	8.090	(0.867)	32138	5.00000	5.914
$ 7 Bromofluorobenzene	95	10.326	10.326	(0.913)	15167	5.00000	7.370
8 Dichlorodifluoromethane	85	1.310	1.310	(0.199)	6727	5.00000	4.847
9 Chloromethane	50	1.452	1.452	(0.220)	11735	5.00000	5.849
10 Vinyl Chloride	62	1.570	1.570	(0.238)	7286	5.00000	4.814
12 Chloroethane	64	1.996	1.996	(0.303)	5400	5.00000	6.050
13 Trichlorofluoromethane	101	2.268	2.268	(0.344)	6325	5.00000	4.340
15 Acrolein	56	2.742	2.742	(0.415)	9606	50.0000	55.699
16 Acetone	43	2.943	2.943	(0.446)	24140	10.0000	41.779
17 1,1-Dichloroethene	96	2.860	2.860	(0.433)	7010	5.00000	5.347
18 Freon-113	151	2.895	2.895	(0.439)	4388	5.00000	4.168
19 Iodomethane	142	3.037	3.037	(0.460)	11304	5.00000	5.059
20 Carbon Disulfide	76	3.108	3.108	(0.471)	16799	5.00000	4.474
21 Methylene Chloride	84	3.511	3.511	(0.532)	35816	5.00000	20.360
22 Acetonitrile	41	3.298	3.298	(0.500)	12466	50.0000	68.485
23 Acrylonitrile	53	3.901	3.901	(0.591)	5419	10.0000	10.034
24 Methyl tert-butyl ether	73	3.984	3.984	(0.604)	14574	5.00000	4.279

Data File: \\cansvr11\dd\chem\MSV\a3ux14.i\R00114A-IC.b\147359.D
Report Date: 15-Jan-2010 11:14

	Compounds	QUANT SIG MASS	RT	EXP RT	REL RT	RESPONSE	AMOUNTS CAL-AMT (ng)	AMOUNTS ON-COL (ng)
25	trans-1,2-Dichloroethene	96	3.937	3.937	(0.597)	8315	5.00000	5.462
26	Hexane	86	4.398	4.398	(0.666)	1871	5.00000	5.325
27	Vinyl acetate	43	4.694	4.694	(0.711)	7645	5.00000	4.352
154	Vinyl Acetate**2nd**	86	4.706	4.706	(0.713)	680	5.00000	4.345(aA)
28	1,1-Dichloroethane	63	4.564	4.564	(0.692)	13067	5.00000	4.796
29	tert-Butyl Alcohol	59	3.783	3.783	(0.573)	11995	100.000	96.639
30	2-Butanone	43	5.392	5.392	(0.817)	8724	10.0000	12.407
M 31	1,2-Dichloroethene (total)	96				15763	10.0000	
32	cis-1,2-dichloroethene	96	5.333	5.333	(0.808)	7448	5.00000	4.774
34	Bromochloromethane	128	5.617	5.617	(0.851)	4258	5.00000	5.616
35	Chloroform	83	5.723	5.723	(0.867)	12911	5.00000	5.170
36	Tetrahydrofuran	42	5.688	5.688	(0.862)	3656	5.00000	8.027
37	1,1,1-Trichloroethane	97	5.913	5.913	(0.896)	8120	5.00000	4.497
38	1,1-Dichloropropene	75	6.090	6.090	(0.923)	7874	5.00000	4.158
39	Carbon Tetrachloride	117	6.090	6.090	(0.923)	6150	5.00000	3.919
40	1,2-Dichloroethane	62	6.327	6.327	(0.959)	9644	5.00000	5.218
41	Benzene	78	6.303	6.303	(0.955)	29730	5.00000	5.013
42	Trichloroethene	130	6.966	6.966	(1.056)	7968	5.00000	4.874
43	1,2-Dichloropropane	63	7.167	7.167	(1.086)	6926	5.00000	4.661
44	1,4-Dioxane	88	7.321	7.321	(1.109)	2587	250.000	211.01
45	Dibromomethane	93	7.274	7.274	(1.102)	4148	5.00000	5.482
46	Bromodichloromethane	83	7.439	7.439	(1.127)	6789	5.00000	4.426
48	cis-1,3-Dichloropropene	75	7.842	7.842	(1.188)	6079	5.00000	3.222
49	4-Methyl-2-pentanone	43	7.995	7.995	(0.857)	9457	10.0000	7.812
50	Toluene	91	8.149	8.149	(0.873)	27677	5.00000	4.674
51	trans-1,3-Dichloropropene	75	8.338	8.338	(0.893)	6272	5.00000	4.031
52	Ethyl Methacrylate	69	8.433	8.433	(0.904)	4328	5.00000	3.510
53	1,1,2-Trichloroethane	97	8.492	8.492	(0.910)	5544	5.00000	5.249
54	1,3-Dichloropropane	76	8.634	8.634	(0.925)	8265	5.00000	4.670
55	Tetrachloroethene	164	8.622	8.622	(0.924)	5917	5.00000	4.734
56	2-Hexanone	43	8.717	8.717	(0.934)	5958	10.0000	7.144
57	Dibromochloromethane	129	8.835	8.835	(0.947)	4605	5.00000	4.177
58	1,2-Dibromoethane	107	8.930	8.930	(0.957)	5369	5.00000	5.265
59	Chlorobenzene	112	9.356	9.356	(1.003)	21534	5.00000	5.291
60	1,1,1,2-Tetrachloroethane	131	9.427	9.427	(1.010)	5640	5.00000	4.370
61	Ethylbenzene	106	9.451	9.451	(1.013)	8713	5.00000	4.154
62	m + p-Xylene	106	9.557	9.557	(1.024)	20492	10.0000	8.075
64	Xylene-o	106	9.889	9.889	(1.060)	10317	5.00000	4.315
65	Styrene	104	9.900	9.900	(1.061)	13216	5.00000	3.477
66	Bromoform	173	10.054	10.054	(1.077)	2786	5.00000	4.174
67	Isopropylbenzene	105	10.196	10.196	(1.093)	22834	5.00000	3.558
68	1,1,2,2-Tetrachloroethane	83	10.445	10.445	(0.924)	6378	5.00000	4.685
69	1,4-Dichloro-2-butene	53	10.492	10.492	(0.928)	1956	5.00000	4.630
70	1,2,3-Trichloropropane	110	10.480	10.480	(0.927)	1906	5.00000	4.831
71	Bromobenzene	156	10.457	10.457	(0.925)	7878	5.00000	4.821
72	n-Propylbenzene	120	10.551	10.551	(0.933)	6182	5.00000	3.254
73	2-Chlorotoluene	126	10.622	10.622	(0.939)	6188	5.00000	4.003
74	1,3,5-Trimethylbenzene	105	10.693	10.693	(0.946)	16183	5.00000	3.075
75	4-Chlorotoluene	126	10.717	10.717	(0.948)	7022	5.00000	4.302
76	tert-Butylbenzene	119	10.977	10.977	(0.971)	15330	5.00000	3.146
77	1,2,4-Trimethylbenzene	105	11.013	11.013	(0.974)	17135	5.00000	3.190
78	sec-Butylbenzene	105	11.155	11.155	(0.986)	21791	5.00000	3.110
79	4-Isopropyltoluene	119	11.273	11.273	(0.997)	17593	5.00000	2.954
80	1,3-Dichlorobenzene	146	11.249	11.249	(0.995)	15514	5.00000	5.000

Data File: \\cansvr11\dd\chem\MSV\a3ux14.i\R00114A-IC.b\147359.D
Report Date: 15-Jan-2010 11:14

	Compounds	QUANT SIG MASS	RT	EXP RT	REL RT	RESPONSE	AMOUNTS CAL-AMT (ng)	AMOUNTS ON-COL (ng)
81	1,4-Dichlorobenzene	146	11.320	11.320	(1.001)	19341	5.00000	5.876
82	n-Butylbenzene	91	11.616	11.616	(1.027)	17576	5.00000	3.401
83	1,2-Dichlorobenzene	146	11.640	11.640	(1.029)	14785	5.00000	5.090
84	1,2-Dibromo-3-chloropropane	157	12.291	12.291	(1.087)	742	5.00000	3.158
85	1,2,4-Trichlorobenzene	180	12.989	12.989	(1.149)	8165	5.00000	4.343
87	Naphthalene	128	13.178	13.178	(1.165)	15306	5.00000	3.538
86	Hexachlorobutadiene	225	13.131	13.131	(1.161)	5734	5.00000	4.758
88	1,2,3-Trichlorobenzene	180	13.379	13.379	(1.183)	8792	5.00000	4.748
98	Cyclohexane	56	5.972	5.972	(0.905)	11321	5.00000	3.514
143	Methyl Acetate	43	3.404	3.404	(0.516)	15423	10.0000	11.565
144	Methylcyclohexane	83	7.143	7.143	(1.082)	9099	5.00000	3.303
141	1,3,5-Trichlorobenzene	180	12.468	12.468	(1.103)	9915	5.00000	4.473

QC Flag Legend

a - Target compound detected but, quantitated amount Below Limit Of Quantitation(BLOQ).
A - Target compound detected but, quantitated amount exceeded maximum amount.

Data File: \\cansvr11\dd\chem\MSV\a3ux14.i\R00114A-IC.b\147359.D
Report Date: 15-Jan-2010 11:14

TestAmerica North Canton

INTERNAL STANDARD COMPOUNDS
AREA AND RT SUMMARY

Instrument ID: a3ux14.i
Lab File ID: 147359.D
Lab Smp Id: 5NG-IC
Analysis Type: VOA
Quant Type: ISTD
Operator: 2807
Calibration Date: 14-JAN-2010
Calibration Time: 11:29
Level: LOW
Sample Type: SOIL
Method File: \\cansvr11\dd\chem\MSV\a3ux14.i\R00114A-IC.b\8260SUX14.m
Misc Info: R00114A-IC,8260SUX14,1-8260.SUB,2807,1,1

		AREA LIMIT			
COMPOUND	STANDARD	LOWER	UPPER	SAMPLE	%DIFF
1 Fluorobenzene	1619446	809723	3238892	1372183	-15.27
2 Chlorobenzene-d5	1224767	612384	2449534	1002461	-18.15
3 1,4-Dichlorobenze	643485	321743	1286970	555022	-13.75

		RT LIMIT			
COMPOUND	STANDARD	LOWER	UPPER	SAMPLE	%DIFF
1 Fluorobenzene	6.60	6.10	7.10	6.60	-0.00
2 Chlorobenzene-d5	9.33	8.83	9.83	9.33	-0.00
3 1,4-Dichlorobenze	11.31	10.81	11.81	11.31	-0.00

AREA UPPER LIMIT = +100% of internal standard area.
AREA LOWER LIMIT = - 50% of internal standard area.
RT UPPER LIMIT = + 0.50 minutes of internal standard RT.
RT LOWER LIMIT = - 0.50 minutes of internal standard RT.

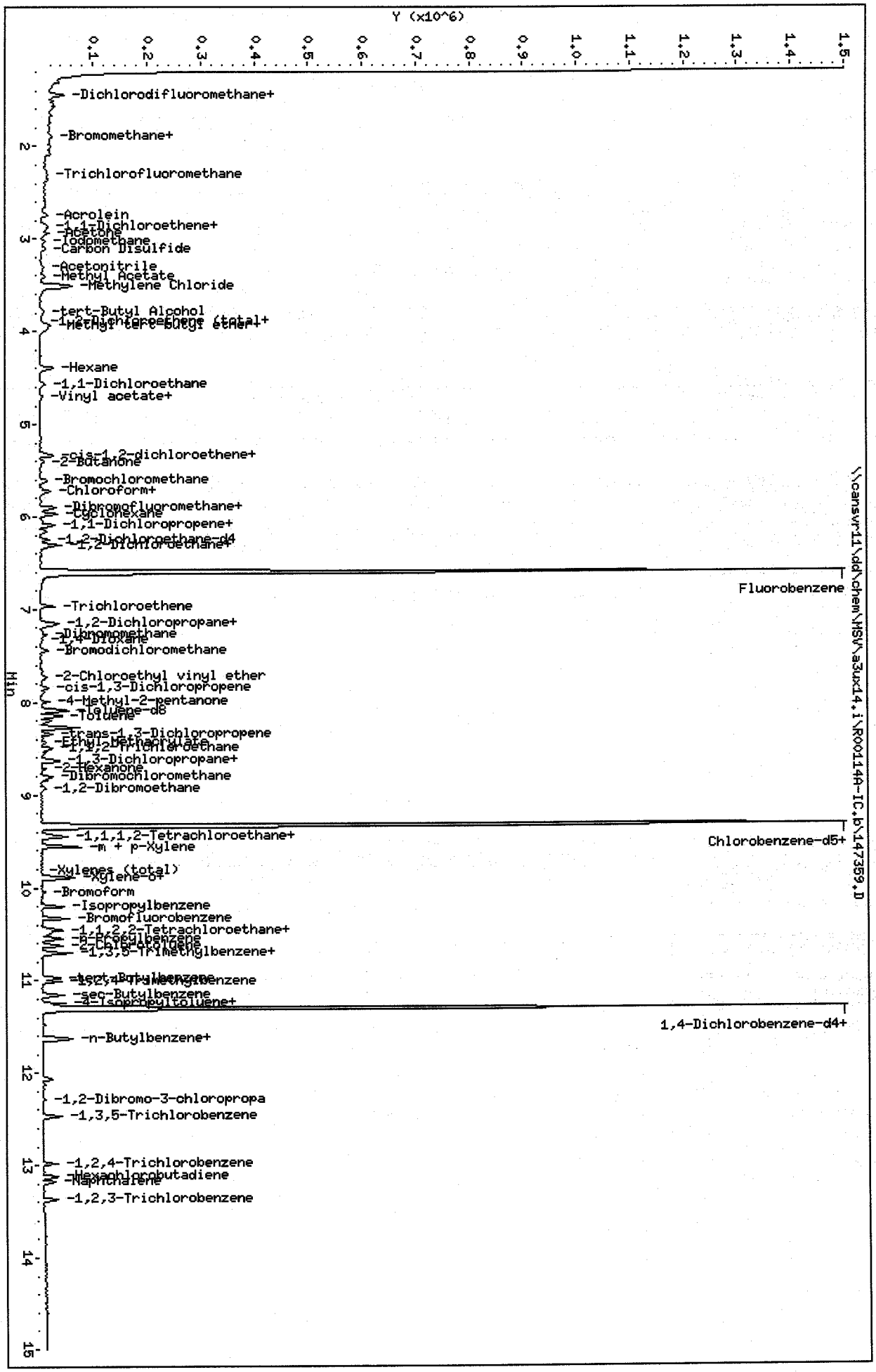
Data File: \\cansvr11\dd\chem\MSV\a3ux14.i\R00114A-IC.b\147359.D
Date : 14-JAN-2010 13:21
Client ID:
Sample Info: 5NG-IC
Purge Volume: 5.0
Column phase: DB624
Instrument: a3ux14.i
Operator: 2807
Column diameter: 0.18
Y (x10^6)
Min
-Dichlorodifluoromethane+
-Bromomethane+
-Trichlorofluoromethane
-Acrolein
-1,1-Dichloroethene+
-Acetone
-Iodomethane
-Carbon Disulfide
-Acetonitrile
-Methyl Acetate
-Methylene Chloride
-tert-Butyl Alcohol
-1,2-Dichloroethene (total)+
-Methyl tert-butyl ether+
-Hexane
-1,1-Dichloroethane
-Vinyl acetate+
-cis-1,2-dichloroethene+
-2-Butanone
-Bromochloromethane
-Chloroform+
-Dibromofluoromethane+
-Cyclohexane
-1,1-Dichloropropene+
-1,2-Dichloroethane-d4
-1,2-Dichloroethane+
\\cansvr11\dd\chem\MSV\a3ux14.i\R00114A-IC.b\147359.D
Fluorobenzene
-Trichloroethene
-1,2-Dichloropropane+
-Dibromomethane
-1,4-Dioxane
-Bromodichloromethane
-2-Chloroethyl vinyl ether
-cis-1,3-Dichloropropene
-4-Methyl-2-pentanone
-Toluene-d8
-Toluene
-trans-1,3-Dichloropropene
-Ethyl Methacrylate
-1,1,2-Trichloroethane
-1,3-Dichloropropane+
-2-Hexanone
-Dibromochloromethane
-1,2-Dibromoethane
-1,1,1,2-Tetrachloroethane+
-m + p-Xylene
Chlorobenzene-d5+
-Xylenes (total)
-o-Xylene
-Bromoform
-Isopropylbenzene
-Bromofluorobenzene
-1,1,2,2-Tetrachloroethane+
-n-Propylbenzene
-2-Chlorotoluene
-1,3,5-Trimethylbenzene+
-tert-Butylbenzene
-1,2,4-Trimethylbenzene
-sec-Butylbenzene
-4-Isopropyltoluene+
1,4-Dichlorobenzene-d4+
-n-Butylbenzene+
-1,2-Dibromo-3-chloropropa
-1,3,5-Trichlorobenzene
-1,2,4-Trichlorobenzene
-Hexachlorobutadiene
-Naphthalene
-1,2,3-Trichlorobenzene

Data File: \\cansvr11\dd\chem\MSV\a3ux14.i\R00114A-IC.b\147371.D
Report Date: 15-Jan-2010 11:42

TestAmerica North Canton

VOLATILE REPORT SW-846 Method 8260A/8260B

Data file : \\cansvr11\dd\chem\MSV\a3ux14.i\R00114A-IC.b\147371.D
Lab Smp Id: CHECKDUP/ICV
Inj Date : 14-JAN-2010 18:00
Operator : 2807 Inst ID: a3ux14.i
Smp Info : CHECKDUP/ICV
Misc Info : R00114A-IC,8260SUX14,,2807,3
Comment :
Method : \\cansvr11\dd\chem\MSV\a3ux14.i\R00114A-IC.b\8260SUX14.m
Meth Date : 15-Jan-2010 11:27 macenczaks Quant Type: ISTD
Cal Date : 14-JAN-2010 15:16 Cal File: 147364.D
Als bottle: 21 QC Sample: METHSPIKE
Dil Factor: 1.00000
Integrator: HP RTE Compound Sublist: 4-8260+IX.sub
Target Version: 4.14
Processing Host: CANPMSV26

Concentration Formula: Amt * DF * 1/Vo * CpndVariable

Name	Value	Description
DF	1.000	Dilution Factor
Vo	5.000	Sample Volume
Va	100.000	Injection Volume
Cpnd Variable		Local Compound Variable

	Compounds	QUANT SIG MASS	RT	EXP RT	REL RT	RESPONSE	CONCENTRATIONS ON-COLUMN (ng)	CONCENTRATIONS FINAL (UG/KG)
*	1 Fluorobenzene	96	6.599	6.599	(1.000)	1426776	250.000	
*	2 Chlorobenzene-d5	117	9.333	9.332	(1.000)	1018266	250.000	
*	3 1,4-Dichlorobenzene-d4	152	11.309	11.309	(1.000)	585686	250.000	
$	4 Dibromofluoromethane	113	5.901	5.901	(0.894)	372221	236.798	47.360
$	5 1,2-Dichloroethane-d4	65	6.244	6.244	(0.946)	373759	231.917	46.383
$	6 Toluene-d8	98	8.090	8.090	(0.867)	1388680	251.564	50.313
$	7 Bromofluorobenzene	95	10.326	10.326	(0.913)	525978	242.199	48.440
	8 Dichlorodifluoromethane	85	1.298	1.298	(0.197)	303955	210.630	42.126
	9 Chloromethane	50	1.452	1.452	(0.220)	469869	225.220	45.044
	10 Vinyl Chloride	62	1.570	1.570	(0.238)	348368	221.382	44.276
	11 Bromomethane	94	1.890	1.878	(0.286)	160709	209.172	41.834
	12 Chloroethane	64	1.996	1.996	(0.303)	199943	215.457	43.091
	13 Trichlorofluoromethane	101	2.268	2.268	(0.344)	421357	278.039	55.608
	15 Acrolein	56	2.730	2.730	(0.414)	145532	811.565	162.31
	16 Acetone	43	2.943	2.931	(0.446)	130741	244.205	48.841
	17 1,1-Dichloroethene	96	2.860	2.848	(0.433)	369801	271.279	54.256
	18 Freon-113	151	2.895	2.884	(0.439)	320123	292.408	58.482
	19 Iodomethane	142	3.026	3.026	(0.459)	601965	259.089	51.818
	20 Carbon Disulfide	76	3.097	3.097	(0.469)	1026347	262.863	52.573
	21 Methylene Chloride	84	3.511	3.499	(0.532)	382573	248.057	49.611
	22 Acetonitrile	41	3.298	3.286	(0.500)	125368	662.387	132.48
	23 Acrylonitrile	53	3.889	3.889	(0.589)	405544	722.193	144.44

Data File: \\cansvr11\dd\chem\MSV\a3ux14.i\R00114A-IC.b\147371.D
Report Date: 15-Jan-2010 11:42

	Compounds	QUANT SIG MASS	RT	EXP RT	REL RT	RESPONSE	CONCENTRATIONS ON-COLUMN (ng)	CONCENTRATIONS FINAL (UG/KG)
24	Methyl tert-butyl ether	73	3.972	3.972	(0.602)	920036	259.773	51.955
25	trans-1,2-Dichloroethene	96	3.925	3.925	(0.595)	401619	253.705	50.741
26	Hexane	86	4.398	4.386	(0.666)	97485	266.852	53.370
27	Vinyl acetate	43	4.694	4.694	(0.711)	633704	346.979	69.396(R)
154	Vinyl Acetate**2nd**	86	4.694	4.694	(0.711)	50554	310.665	62.133(A)
28	1,1-Dichloroethane	63	4.564	4.564	(0.692)	727312	256.761	51.352
29	tert-Butyl Alcohol	59	3.771	3.771	(0.571)	611660	4739.35	947.87
30	2-Butanone	43	5.380	5.380	(0.815)	161404	220.759	44.152
M 31	1,2-Dichloroethene (total)	96				805843	502.917	100.58
32	cis-1,2-dichloroethene	96	5.333	5.333	(0.808)	404224	249.212	49.842
33	2,2-Dichloropropane	77	5.321	5.321	(0.806)	248165	223.913	44.782
34	Bromochloromethane	128	5.605	5.605	(0.849)	192355	243.992	48.798
35	Chloroform	83	5.723	5.723	(0.867)	646879	249.134	49.827
36	Tetrahydrofuran	42	5.676	5.676	(0.860)	112132	236.778	47.356
37	1,1,1-Trichloroethane	97	5.913	5.901	(0.896)	483545	257.551	51.510
38	1,1-Dichloropropene	75	6.090	6.090	(0.923)	514823	261.491	52.298
39	Carbon Tetrachloride	117	6.090	6.090	(0.923)	474144	290.561	58.112
40	1,2-Dichloroethane	62	6.327	6.327	(0.959)	480819	250.199	50.040
41	Benzene	78	6.303	6.303	(0.955)	1510067	244.862	48.972
42	Trichloroethene	130	6.966	6.966	(1.056)	417600	245.694	49.139
43	1,2-Dichloropropane	63	7.167	7.167	(1.086)	390891	253.007	50.601
44	1,4-Dioxane	88	Compound Not Detected.					
45	Dibromomethane	93	7.274	7.274	(1.102)	197203	250.644	50.129
46	Bromodichloromethane	83	7.439	7.439	(1.127)	417213	261.597	52.319
47	2-Chloroethyl vinyl ether	63	7.723	7.723	(1.170)	155460	217.992	43.598
48	cis-1,3-Dichloropropene	75	7.842	7.842	(1.188)	465316	237.220	47.444
49	4-Methyl-2-pentanone	43	7.995	7.995	(0.857)	311833	253.590	50.718
50	Toluene	91	8.137	8.137	(0.872)	1509885	251.050	50.210
51	trans-1,3-Dichloropropene	75	8.339	8.339	(0.893)	385201	243.704	48.741
52	Ethyl Methacrylate	69	Compound Not Detected.					
53	1,1,2-Trichloroethane	97	8.492	8.492	(0.910)	258070	240.539	48.108
54	1,3-Dichloropropane	76	8.634	8.634	(0.925)	447358	248.879	49.776
55	Tetrachloroethene	164	8.623	8.623	(0.924)	307711	242.343	48.468
56	2-Hexanone	43	8.717	8.717	(0.934)	200110	236.210	47.242
57	Dibromochloromethane	129	8.836	8.836	(0.947)	294409	262.886	52.577
58	1,2-Dibromoethane	107	8.930	8.930	(0.957)	255921	247.056	49.411
59	Chlorobenzene	112	9.356	9.356	(1.003)	966289	233.746	46.749
60	1,1,1,2-Tetrachloroethane	131	9.427	9.427	(1.010)	348289	265.646	53.129
61	Ethylbenzene	106	9.451	9.451	(1.013)	545137	255.847	51.169
62	m + p-Xylene	106	9.557	9.557	(1.024)	1309230	507.896	101.58
M 63	Xylenes (total)	106				1954923	773.740	154.75
64	Xylene-o	106	9.889	9.889	(1.060)	645693	265.844	53.169
65	Styrene	104	9.901	9.900	(1.061)	1005301	260.387	52.077
66	Bromoform	173	10.054	10.054	(1.077)	183512	270.650	54.130
67	Isopropylbenzene	105	10.196	10.196	(1.093)	1729693	265.353	53.070
68	1,1,2,2-Tetrachloroethane	83	10.445	10.445	(0.924)	321532	223.799	44.760
69	1,4-Dichloro-2-butene	53	10.492	10.492	(0.928)	218142	489.380	97.876
70	1,2,3-Trichloropropane	110	10.480	10.480	(0.927)	103084	247.585	49.517
71	Bromobenzene	156	10.457	10.457	(0.925)	404346	234.479	46.896
72	n-Propylbenzene	120	10.551	10.551	(0.933)	486807	242.795	48.559
73	2-Chlorotoluene	126	10.622	10.622	(0.939)	402822	246.951	49.390
74	1,3,5-Trimethylbenzene	105	10.693	10.693	(0.946)	1405860	253.167	50.633
75	4-Chlorotoluene	126	10.717	10.717	(0.948)	412207	239.331	47.866
76	tert-Butylbenzene	119	10.977	10.977	(0.971)	1328150	258.297	51.659

Data File: \\cansvr11\dd\chem\MSV\a3ux14.i\R00114A-IC.b\147371.D
Report Date: 15-Jan-2010 11:42

	Compounds	QUANT SIG MASS	RT	EXP RT	REL RT	RESPONSE	CONCENTRATIONS ON-COLUMN (ng)	CONCENTRATIONS FINAL (UG/KG)
77	1,2,4-Trimethylbenzene	105	11.013	11.013	(0.974)	1462655	258.042	51.608
78	sec-Butylbenzene	105	11.155	11.155	(0.986)	1858277	251.295	50.259
79	4-Isopropyltoluene	119	11.273	11.273	(0.997)	1561458	248.447	49.689
80	1,3-Dichlorobenzene	146	11.249	11.249	(0.995)	743446	227.070	45.414
81	1,4-Dichlorobenzene	146	11.320	11.320	(1.001)	739280	212.841	42.568
82	n-Butylbenzene	91	11.616	11.616	(1.027)	1337463	245.256	49.051
83	1,2-Dichlorobenzene	146	11.640	11.640	(1.029)	704495	229.821	45.964
84	1,2-Dibromo-3-chloropropane	157	12.291	12.291	(1.087)	62926	253.791	50.758
85	1,2,4-Trichlorobenzene	180	12.989	12.989	(1.149)	454758	229.246	45.849
86	Hexachlorobutadiene	225	13.131	13.131	(1.161)	297406	233.880	46.776
87	Naphthalene	128	13.178	13.178	(1.165)	1125485	246.523	49.305
88	1,2,3-Trichlorobenzene	180	13.379	13.379	(1.183)	454713	232.701	46.540
146	2-Methylnaphthalene	142	14.042	14.054	(1.242)	1381	12.1413	2.428
89	Ethyl Ether	59	2.600	2.600	(0.394)	274079	229.140	45.828
91	3-Chloropropene	76	Compound Not Detected.					
92	Isopropyl Ether	87	4.741	4.741	(0.719)	326901	258.014	51.603
93	2-Chloro-1,3-butadiene	53	Compound Not Detected.					
14	Dichlorofluoromethane	67	Compound Not Detected.					
94	Propionitrile	54	Compound Not Detected.					
95	Ethyl Acetate	43	Compound Not Detected.					
96	Methacrylonitrile	67	Compound Not Detected.					
97	Isobutanol	42	6.303	6.303	(0.955)	539744	12259.6	2451.9(A)
99	n-Butanol	56	Compound Not Detected.					
100	Methyl Methacrylate	41	Compound Not Detected.					
25	Cyclohexanone	55	10.267	10.267	(0.908)	125449	387.234	77.447(R)
101	2-Nitropropane	41	Compound Not Detected.					
98	Cyclohexane	56	5.960	5.960	(0.903)	797720	238.147	47.629
143	Methyl Acetate	43	3.392	3.392	(0.514)	287870	207.599	41.520
144	Methylcyclohexane	83	7.143	7.143	(1.082)	720375	251.528	50.306
141	1,3,5-Trichlorobenzene	180	Compound Not Detected.					
156	tert-Butyl Ethyl ether	59	Compound Not Detected.					
157	tert-Amyl Methyl ether	73	Compound Not Detected.					
158	1,2,3-Trimethylbenzene	105	11.368	11.368	(1.005)	1464811	264.487	52.897(A)

QC Flag Legend

A - Target compound detected but, quantitated amount exceeded maximum amount.
R - Spike/Surrogate failed recovery limits.

Data File: \\cansvr11\dd\chem\MSV\a3ux14.i\R00114A-IC.b\147371.D
Report Date: 15-Jan-2010 11:42

TestAmerica North Canton

VOLATILE REPORT SW-846 Method 8260A/8260B

Data file : \\cansvr11\dd\chem\MSV\a3ux14.i\R00114A-IC.b\147371.D
Lab Smp Id: CHECKDUP/ICV
Inj Date : 14-JAN-2010 18:00
Operator : 2807 Inst ID: a3ux14.i
Smp Info : CHECKDUP/ICV
Misc Info : R00114A-IC,8260SUX14,,2807,3
Comment :
Method : \\cansvr11\dd\chem\MSV\a3ux14.i\R00114A-IC.b\8260SUX14.m
Meth Date : 15-Jan-2010 11:27 macenczaks Quant Type: ISTD
Cal Date : 14-JAN-2010 15:16 Cal File: 147364.D
Als bottle: 21 QC Sample: METHSPIKE
Dil Factor: 1.00000
Integrator: HP RTE Compound Sublist: 4-8260+IX.sub
Target Version: 4.14
Processing Host: CANPMSV26

- NO TENTATIVELY IDENTIFIED COMPOUNDS -

Data File: \\cansvr11\dd\chem\MSV\a3ux14.i\R00114A-IC.b\147371.D
Report Date: 15-Jan-2010 11:42

TestAmerica North Canton

INTERNAL STANDARD COMPOUNDS
AREA AND RT SUMMARY

Instrument ID: a3ux14.i
Lab File ID: 147371.D
Lab Smp Id: CHECKDUP/ICV
Analysis Type: VOA
Quant Type: ISTD
Operator: 2807
Method File: \\cansvr11\dd\chem\MSV\a3ux14.i\R00114A-IC.b\8260SUX14.m
Misc Info: R00114A-IC,8260SUX14,,2807,3

Calibration Date: 14-JAN-2010
Calibration Time: 11:29

Level: LOW
Sample Type: SOIL

COMPOUND	STANDARD	AREA LIMIT LOWER	AREA LIMIT UPPER	SAMPLE	%DIFF
1 Fluorobenzene	1619446	809723	3238892	1426776	-11.90
2 Chlorobenzene-d5	1224767	612384	2449534	1018266	-16.86
3 1,4-Dichlorobenze	643485	321743	1286970	585686	-8.98

COMPOUND	STANDARD	RT LIMIT LOWER	RT LIMIT UPPER	SAMPLE	%DIFF
1 Fluorobenzene	6.60	6.10	7.10	6.60	0.00
2 Chlorobenzene-d5	9.33	8.83	9.83	9.33	0.00
3 1,4-Dichlorobenze	11.31	10.81	11.81	11.31	0.00

AREA UPPER LIMIT = +100% of internal standard area.
AREA LOWER LIMIT = - 50% of internal standard area.
RT UPPER LIMIT = + 0.50 minutes of internal standard RT.
RT LOWER LIMIT = - 0.50 minutes of internal standard RT.

Data File: \\cansvr11\dd\chem\MSV\a3ux14.i\R00114A-IC.b\147371.D
Report Date: 15-Jan-2010 11:42

TestAmerica North Canton

RECOVERY REPORT

Client Name:
Client SDG: SDGa00468
Sample Matrix: SOLID
Fraction: VOA
Lab Smp Id: CHECKDUP/ICV
Level: LOW
Operator: 2807
Data Type: MS DATA
SampleType: METHSPIKE
SpikeList File: DODICV.spk
Quant Type: ISTD
Sublist File: 4-8260+IX.sub
Method File: \\cansvr11\dd\chem\MSV\a3ux14.i\R00114A-IC.b\8260SUX14.m
Misc Info: R00114A-IC,8260SUX14,,2807,3

SPIKE	COMPOUND	CONC ADDED UG/KG	CONC RECOVERED UG/KG	% RECOVERED	LIMITS
17	1,1-Dichloroethene	50.000	54.256	108.51	55-142
42	Trichloroethene	50.000	49.139	98.28	70-131
41	Benzene	50.000	48.972	97.94	75-129
50	Toluene	50.000	50.210	100.42	71-130
59	Chlorobenzene	50.000	46.749	93.50	75-127
60	1,1,1,2-Tetrachlor	50.000	53.129	106.26	75-125
37	1,1,1-Trichloroeth	50.000	51.510	103.02	75-125
68	1,1,2,2-Tetrachlor	50.000	44.760	89.52	75-125
53	1,1,2-Trichloroeth	50.000	48.108	96.22	75-125
28	1,1-Dichloroethane	50.000	51.352	102.70	75-125
38	1,1-Dichloropropen	50.000	52.298	104.60	75-125
88	1,2,3-Trichloroben	50.000	46.540	93.08	75-125
70	1,2,3-Trichloropro	50.000	49.517	99.03	75-125
85	1,2,4-Trichloroben	50.000	45.849	91.70	75-125
77	1,2,4-Trimethylben	50.000	51.608	103.22	75-125
84	1,2-Dibromo-3-chlo	50.000	50.758	101.52	75-125
58	1,2-Dibromoethane	50.000	49.411	98.82	75-125
83	1,2-Dichlorobenzen	50.000	45.964	91.93	75-125
40	1,2-Dichloroethane	50.000	50.040	100.08	75-125
43	1,2-Dichloropropan	50.000	50.601	101.20	75-125
74	1,3,5-Trimethylben	50.000	50.633	101.27	75-125
80	1,3-Dichlorobenzen	50.000	45.414	90.83	75-125
54	1,3-Dichloropropan	50.000	49.776	99.55	75-125
81	1,4-Dichlorobenzen	50.000	42.568	85.14	75-125
33	2,2-Dichloropropan	50.000	44.782	89.57	75-125
30	2-Butanone	50.000	44.152	88.30	75-125
73	2-Chlorotoluene	50.000	49.390	98.78	75-125
56	2-Hexanone	50.000	47.242	94.48	75-125
75	4-Chlorotoluene	50.000	47.866	95.73	75-125
49	4-Methyl-2-pentano	50.000	50.718	101.44	75-125
16	Acetone	50.000	48.841	97.68	75-125
71	Bromobenzene	50.000	46.896	93.79	75-125
34	Bromochloromethane	50.000	48.798	97.60	75-125
46	Bromodichlorometha	50.000	52.319	104.64	75-125
66	Bromoform	50.000	54.130	108.26	75-125
11	Bromomethane	50.000	41.834	83.67	75-125
20	Carbon Disulfide	50.000	52.573	105.15	75-125
39	Carbon Tetrachlori	50.000	58.112	116.22	75-125
57	Dibromochlorometha	50.000	52.577	105.15	75-125
12	Chloroethane	50.000	43.091	86.18	75-125

Data File: \\cansvr11\dd\chem\MSV\a3ux14.i\R00114A-IC.b\147371.D
Report Date: 15-Jan-2010 11:42

	SPIKE	COMPOUND	CONC ADDED UG/KG	CONC RECOVERED UG/KG	% RECOVERED	LIMITS
	35	Chloroform	50.000	49.827	99.65	75-125
	9	Chloromethane	50.000	45.044	90.09	75-125
	32	cis-1,2-dichloroet	50.000	49.842	99.68	75-125
	48	cis-1,3-Dichloropr	50.000	47.444	94.89	75-125
	45	Dibromomethane	50.000	50.129	100.26	75-125
	8	Dichlorodifluorome	50.000	42.126	84.25	75-125
	61	Ethylbenzene	50.000	51.169	102.34	75-125
	86	Hexachlorobutadien	50.000	46.776	93.55	75-125
	67	Isopropylbenzene	50.000	53.070	106.14	75-125
	62	m + p-Xylene	100.00	101.58	101.58	75-125
	21	Methylene Chloride	50.000	49.611	99.22	75-125
	87	Naphthalene	50.000	49.305	98.61	75-125
	82	n-Butylbenzene	50.000	49.051	98.10	75-125
	72	n-Propylbenzene	50.000	48.559	97.12	75-125
	64	Xylene-o	50.000	53.169	106.34	75-125
	79	4-Isopropyltoluene	50.000	49.689	99.38	75-125
	78	sec-Butylbenzene	50.000	50.259	100.52	75-125
	65	Styrene	50.000	52.077	104.15	75-125
	76	tert-Butylbenzene	50.000	51.659	103.32	75-125
	55	Tetrachloroethene	50.000	48.468	96.94	75-125
	25	trans-1,2-Dichloro	50.000	50.741	101.48	75-125
	51	trans-1,3-Dichloro	50.000	48.741	97.48	75-125
	13	Trichlorofluoromet	50.000	55.608	111.22	75-125
	10	Vinyl Chloride	50.000	44.276	88.55	75-125
	27	Vinyl acetate	50.000	69.396	138.79*	75-125
	154	Vinyl Acetate**2nd	50.000	62.133	124.27	75-125
	19	Iodomethane	50.000	51.818	103.64	75-125
	92	Isopropyl Ether	50.000	51.603	103.21	75-125
	24	Methyl tert-butyl	50.000	51.955	103.91	75-125
M	63	Xylenes (total)	150.00	154.75	103.17	75-125
	22	Acetonitrile	150.00	132.48	88.32	75-125
	15	Acrolein	150.00	162.31	108.21	75-125
	23	Acrylonitrile	150.00	144.44	96.29	75-125
	47	2-Chloroethyl viny	50.000	43.598	87.20	75-125
	98	Cyclohexane	50.000	47.629	95.26	75-125
M	31	1,2-Dichloroethene	100.00	100.58	100.58	75-125
	26	Hexane	50.000	53.370	106.74	75-125
	143	Methyl Acetate	50.000	41.520	83.04	75-125
	144	Methylcyclohexane	50.000	50.306	100.61	75-125
	18	Freon-113	50.000	58.482	116.96	75-125
	25	Cyclohexanone	500.00	77.447	15.49*	75-125

	SURROGATE	COMPOUND	CONC ADDED UG/KG	CONC RECOVERED UG/KG	% RECOVERED	LIMITS
$	4	Dibromofluorometha	50.000	47.360	94.72	59-138
$	5	1,2-Dichloroethane	50.000	46.383	92.77	61-130
$	6	Toluene-d8	50.000	50.313	100.63	60-143
$	7	Bromofluorobenzene	50.000	48.440	96.88	47-158



Data File: \\cansvr11\dd\chem\MSV\a3ux14.i\R00114A-IC.b\147371.D
Date : 14-JAN-2010 18:00
Client ID:
Sample Info: CHECKDUP/ICV
Purge Volume: 5.0
Column phase: DB624

Instrument: a3ux14.i
Operator: 2807
Column diameter: 0.18

Data File: \\cansvr11\dd\chem\MSV\a3ux14.i\R00114A-IC.b\147362.D
Report Date: 15-Jan-2010 11:15

TestAmerica North Canton

VOLATILE REPORT SW-846 Method 8260A/8260B

Data file : \\cansvr11\dd\chem\MSV\a3ux14.i\R00114A-IC.b\147362.D
Lab Smp Id: 1000NG-BMIC
Inj Date : 14-JAN-2010 14:30
Operator : 2807 Inst ID: a3ux14.i
Smp Info : 1000NG-BMIC
Misc Info : R00114A-IC,8260SUX14,BROMO.SUB,2807,1,8
Comment :
Method : \\cansvr11\dd\chem\MSV\a3ux14.i\R00114A-IC.b\8260SUX14.m
Meth Date : 15-Jan-2010 11:15 a3ux14.i Quant Type: ISTD
Cal Date : 14-JAN-2010 17:14 Cal File: 147369.D
Als bottle: 12 Calibration Sample, Level: 8
Dil Factor: 1.00000
Integrator: HP RTE Compound Sublist: BROMO.SUB
Target Version: 4.14
Processing Host: CANPMSV26

Concentration Formula: Amt * DF * 1/Vo * CpndVariable

Name	Value	Description
DF	1.000	Dilution Factor
Vo	5.000	Sample Volume
Va	100.000	Injection Volume
Cpnd Variable		Local Compound Variable

Compounds	QUANT SIG MASS	RT	EXP RT	REL RT	RESPONSE	AMOUNTS CAL-AMT (ng)	AMOUNTS ON-COL (ng)
* 1 Fluorobenzene	96	6.599	6.599	(1.000)	1469255	250.000	
* 2 Chlorobenzene-d5	117	9.332	9.332	(1.000)	1064692	250.000	
* 3 1,4-Dichlorobenzene-d4	152	11.309	11.309	(1.000)	598810	250.000	
11 Bromomethane	94	1.878	1.878	(0.285)	668309	1000.00	844.69

Data File: \\cansvr11\dd\chem\MSV\a3ux14.i\R00114A-IC.b\147362.D
Report Date: 15-Jan-2010 11:15

TestAmerica North Canton

INTERNAL STANDARD COMPOUNDS
AREA AND RT SUMMARY

Instrument ID: a3ux14.i
Lab File ID: 147362.D
Lab Smp Id: 1000NG-BMIC
Analysis Type: VOA
Quant Type: ISTD
Operator: 2807
Method File: \\cansvr11\dd\chem\MSV\a3ux14.i\R00114A-IC.b\8260SUX14.m
Misc Info: R00114A-IC,8260SUX14,BROMO.SUB,2807,1,8

Calibration Date: 14-JAN-2010
Calibration Time: 11:29

Level: LOW
Sample Type: SOIL

COMPOUND	STANDARD	AREA LIMIT LOWER	AREA LIMIT UPPER	SAMPLE	%DIFF
1 Fluorobenzene	1619446	809723	3238892	1469255	-9.27
2 Chlorobenzene-d5	1224767	612384	2449534	1064692	-13.07
3 1,4-Dichlorobenze	643485	321743	1286970	598810	-6.94

COMPOUND	STANDARD	RT LIMIT LOWER	RT LIMIT UPPER	SAMPLE	%DIFF
1 Fluorobenzene	6.60	6.10	7.10	6.60	-0.00
2 Chlorobenzene-d5	9.33	8.83	9.83	9.33	-0.00
3 1,4-Dichlorobenze	11.31	10.81	11.81	11.31	-0.00

AREA UPPER LIMIT = +100% of internal standard area.
AREA LOWER LIMIT = - 50% of internal standard area.
RT UPPER LIMIT = + 0.50 minutes of internal standard RT.
RT LOWER LIMIT = - 0.50 minutes of internal standard RT.

Data File: \\cansvr11\dd\chem\MSV\a3ux14.i\R00114A-IC.b\147362.D
Date : 14-JAN-2010 14:30
Client ID:
Sample Info: 1000NG-BMIC
Purge Volume: 5.0
Column phase: DB624

Instrument: a3ux14.i
Operator: 2807
Column diameter: 0.18

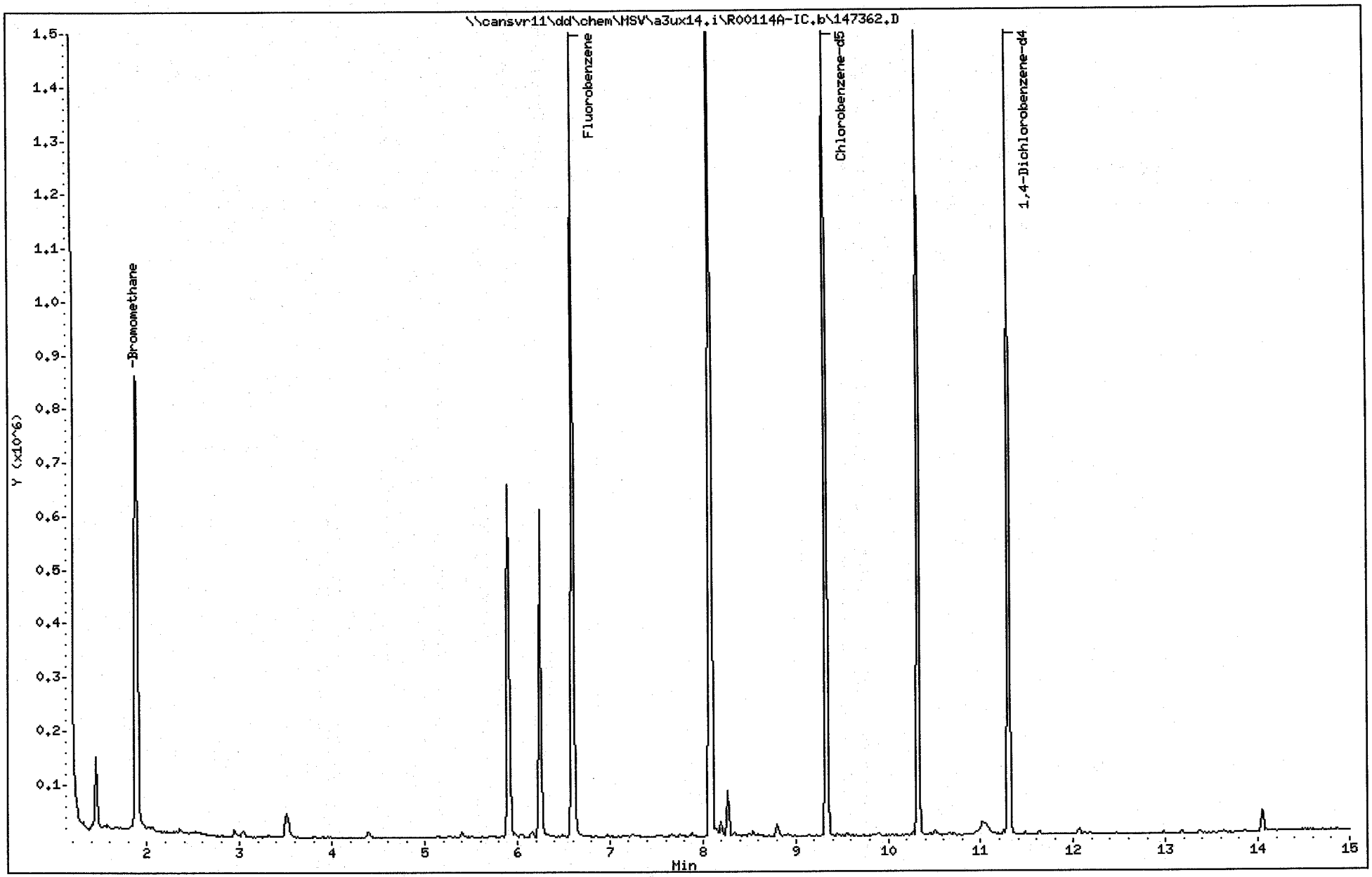

Data File: \\cansvr11\dd\chem\MSV\a3ux14.i\R00114A-IC.b\147363.D
Report Date: 15-Jan-2010 11:15

TestAmerica North Canton

VOLATILE REPORT SW-846 Method 8260A/8260B

Data file : \\cansvr11\dd\chem\MSV\a3ux14.i\R00114A-IC.b\147363.D
Lab Smp Id: 500NG-BMIC
Inj Date : 14-JAN-2010 14:53
Operator : 2807 Inst ID: a3ux14.i
Smp Info : 500NG-BMIC
Misc Info : R00114A-IC,8260SUX14,BROMO.SUB,2807,1,7
Comment :
Method : \\cansvr11\dd\chem\MSV\a3ux14.i\R00114A-IC.b\8260SUX14.m
Meth Date : 15-Jan-2010 11:15 a3ux14.i Quant Type: ISTD
Cal Date : 14-JAN-2010 14:30 Cal File: 147362.D
Als bottle: 13 Calibration Sample, Level: 7
Dil Factor: 1.00000
Integrator: HP RTE Compound Sublist: BROMO.SUB
Target Version: 4.14
Processing Host: CANPMSV26

Concentration Formula: Amt * DF * 1/Vo * CpndVariable

Name	Value	Description
DF	1.000	Dilution Factor
Vo	5.000	Sample Volume
Va	100.000	Injection Volume
Cpnd Variable		Local Compound Variable

Compounds	QUANT SIG MASS	RT	EXP RT	REL RT	RESPONSE	AMOUNTS CAL-AMT (ng)	AMOUNTS ON-COL (ng)
* 1 Fluorobenzene	96	6.599	6.599	(1.000)	1506064	250.000	
* 2 Chlorobenzene-d5	117	9.333	9.333	(1.000)	1130843	250.000	
* 3 1,4-Dichlorobenzene-d4	152	11.309	11.309	(1.000)	577018	250.000	
11 Bromomethane	94	1.890	1.890	(0.286)	363830	500.000	448.62

Data File: \\cansvr11\dd\chem\MSV\a3ux14.i\R00114A-IC.b\147363.D
Report Date: 15-Jan-2010 11:15

TestAmerica North Canton

INTERNAL STANDARD COMPOUNDS
AREA AND RT SUMMARY

Instrument ID: a3ux14.i
Lab File ID: 147363.D
Lab Smp Id: 500NG-BMIC
Analysis Type: VOA
Quant Type: ISTD
Operator: 2807
Calibration Date: 14-JAN-2010
Calibration Time: 11:29
Level: LOW
Sample Type: SOIL
Method File: \\cansvr11\dd\chem\MSV\a3ux14.i\R00114A-IC.b\8260SUX14.m
Misc Info: R00114A-IC,8260SUX14,BROMO.SUB,2807,1,7

COMPOUND	STANDARD	AREA LIMIT LOWER	AREA LIMIT UPPER	SAMPLE	%DIFF
1 Fluorobenzene	1619446	809723	3238892	1506064	-7.00
2 Chlorobenzene-d5	1224767	612384	2449534	1130843	-7.67
3 1,4-Dichlorobenze	643485	321743	1286970	577018	-10.33

COMPOUND	STANDARD	RT LIMIT LOWER	RT LIMIT UPPER	SAMPLE	%DIFF
1 Fluorobenzene	6.60	6.10	7.10	6.60	0.00
2 Chlorobenzene-d5	9.33	8.83	9.83	9.33	0.00
3 1,4-Dichlorobenze	11.31	10.81	11.81	11.31	0.00

AREA UPPER LIMIT = +100% of internal standard area.
AREA LOWER LIMIT = - 50% of internal standard area.
RT UPPER LIMIT = + 0.50 minutes of internal standard RT.
RT LOWER LIMIT = - 0.50 minutes of internal standard RT.

Data File: \\oansvr11\dd\chem\MSV\a3ux14.i\R00114A-IC.b\147363.D
Date : 14-JAN-2010 14:53
Client ID:
Sample Info: 500NG-BMIC
Purge Volume: 5.0
Column phase: DB624

Instrument: a3ux14.i

Operator: 2807
Column diameter: 0.18

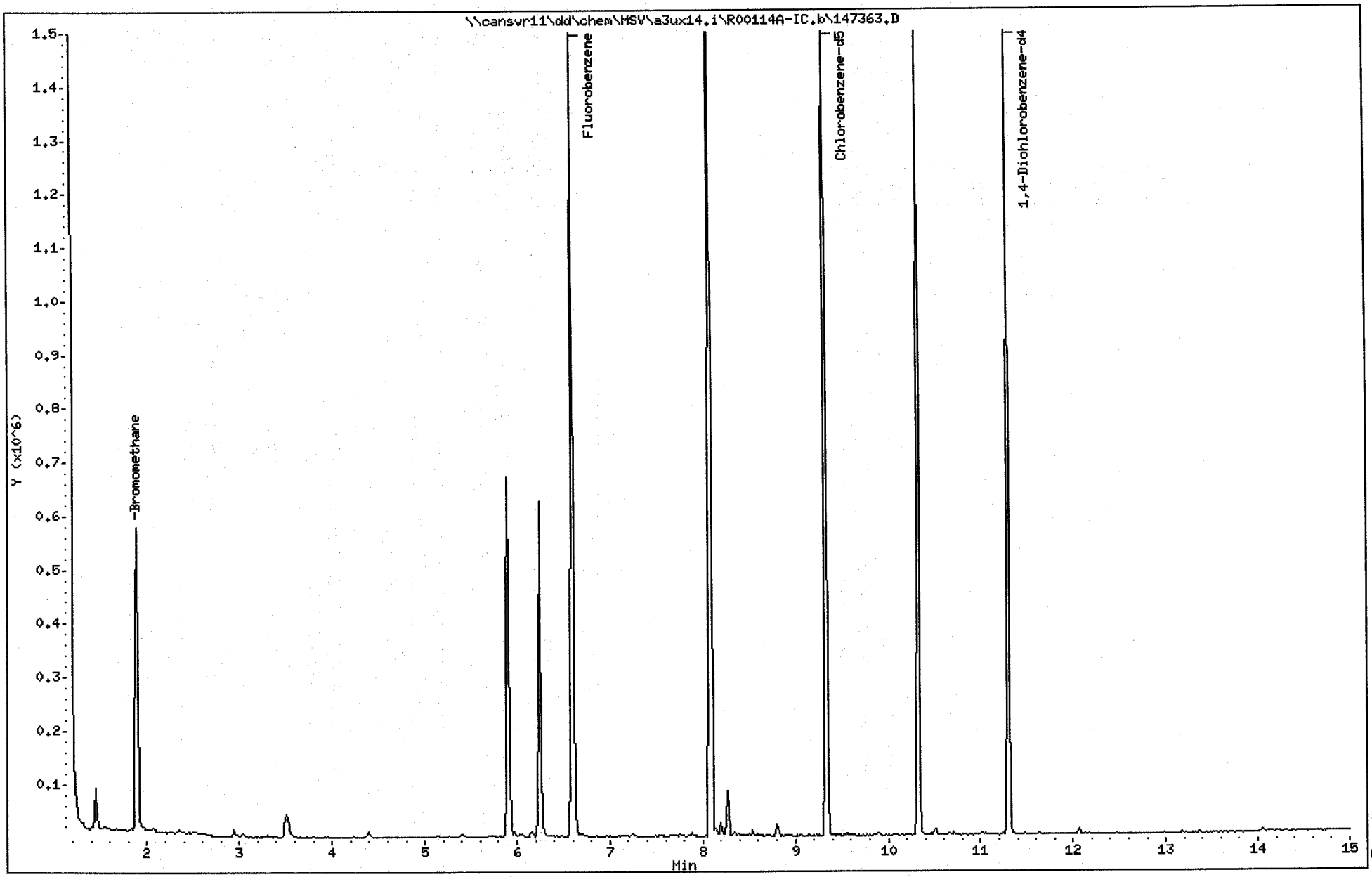

Data File: \\cansvr11\dd\chem\MSV\a3ux14.i\R00114A-IC.b\147364.D
Report Date: 15-Jan-2010 11:15

TestAmerica North Canton

VOLATILE REPORT SW-846 Method 8260A/8260B

Data file : \\cansvr11\dd\chem\MSV\a3ux14.i\R00114A-IC.b\147364.D
Lab Smp Id: 250NG-BMIC
Inj Date : 14-JAN-2010 15:16
Operator : 2807 Inst ID: a3ux14.i
Smp Info : 250NG-BMIC
Misc Info : R00114A-IC,8260SUX14,BROMO.SUB,2807,1,6
Comment :
Method : \\cansvr11\dd\chem\MSV\a3ux14.i\R00114A-IC.b\8260SUX14.m
Meth Date : 15-Jan-2010 11:15 a3ux14.i Quant Type: ISTD
Cal Date : 14-JAN-2010 14:53 Cal File: 147363.D
Als bottle: 14 Calibration Sample, Level: 6
Dil Factor: 1.00000
Integrator: HP RTE Compound Sublist: BROMO.SUB
Target Version: 4.14
Processing Host: CANPMSV26

Concentration Formula: Amt * DF * 1/Vo * CpndVariable

Name	Value	Description
DF	1.000	Dilution Factor
Vo	5.000	Sample Volume
Va	100.000	Injection Volume
Cpnd Variable		Local Compound Variable

Compounds	QUANT SIG MASS	RT	EXP RT	REL RT	RESPONSE	AMOUNTS CAL-AMT (ng)	AMOUNTS ON-COL (ng)
* 1 Fluorobenzene	96	6.599	6.599	(1.000)	1426757	250.000	
* 2 Chlorobenzene-d5	117	9.333	9.333	(1.000)	1019841	250.000	
* 3 1,4-Dichlorobenzene-d4	152	11.309	11.309	(1.000)	550598	250.000	
11 Bromomethane	94	1.890	1.890	(0.286)	178530	250.000	232.37

Data File: \\cansvr11\dd\chem\MSV\a3ux14.i\R00114A-IC.b\147364.D
Report Date: 15-Jan-2010 11:15

TestAmerica North Canton

INTERNAL STANDARD COMPOUNDS
AREA AND RT SUMMARY

Instrument ID: a3ux14.i
Lab File ID: 147364.D
Lab Smp Id: 250NG-BMIC
Analysis Type: VOA
Quant Type: ISTD
Operator: 2807
Calibration Date: 14-JAN-2010
Calibration Time: 15:16
Level: LOW
Sample Type: SOIL
Method File: \\cansvr11\dd\chem\MSV\a3ux14.i\R00114A-IC.b\8260SUX14.m
Misc Info: R00114A-IC,8260SUX14,BROMO.SUB,2807,1,6

COMPOUND	STANDARD	AREA LIMIT LOWER	AREA LIMIT UPPER	SAMPLE	%DIFF
1 Fluorobenzene	1426757	713379	2853514	1426757	0.00
2 Chlorobenzene-d5	1019841	509921	2039682	1019841	0.00
3 1,4-Dichlorobenze	550598	275299	1101196	550598	0.00

COMPOUND	STANDARD	RT LIMIT LOWER	RT LIMIT UPPER	SAMPLE	%DIFF
1 Fluorobenzene	6.60	6.10	7.10	6.60	0.00
2 Chlorobenzene-d5	9.33	8.83	9.83	9.33	0.00
3 1,4-Dichlorobenze	11.31	10.81	11.81	11.31	0.00

AREA UPPER LIMIT = +100% of internal standard area.
AREA LOWER LIMIT = - 50% of internal standard area.
RT UPPER LIMIT = + 0.50 minutes of internal standard RT.
RT LOWER LIMIT = - 0.50 minutes of internal standard RT.

Data File: \\cansvr11\dd\chem\MSV\a3ux14.i\R00114A-IC.b\147364.D
Date : 14-JAN-2010 15:16
Client ID:
Sample Info: 250NG-BMIC
Purge Volume: 5.0
Column phase: DB624

Instrument: a3ux14.i

Operator: 2807
Column diameter: 0.18

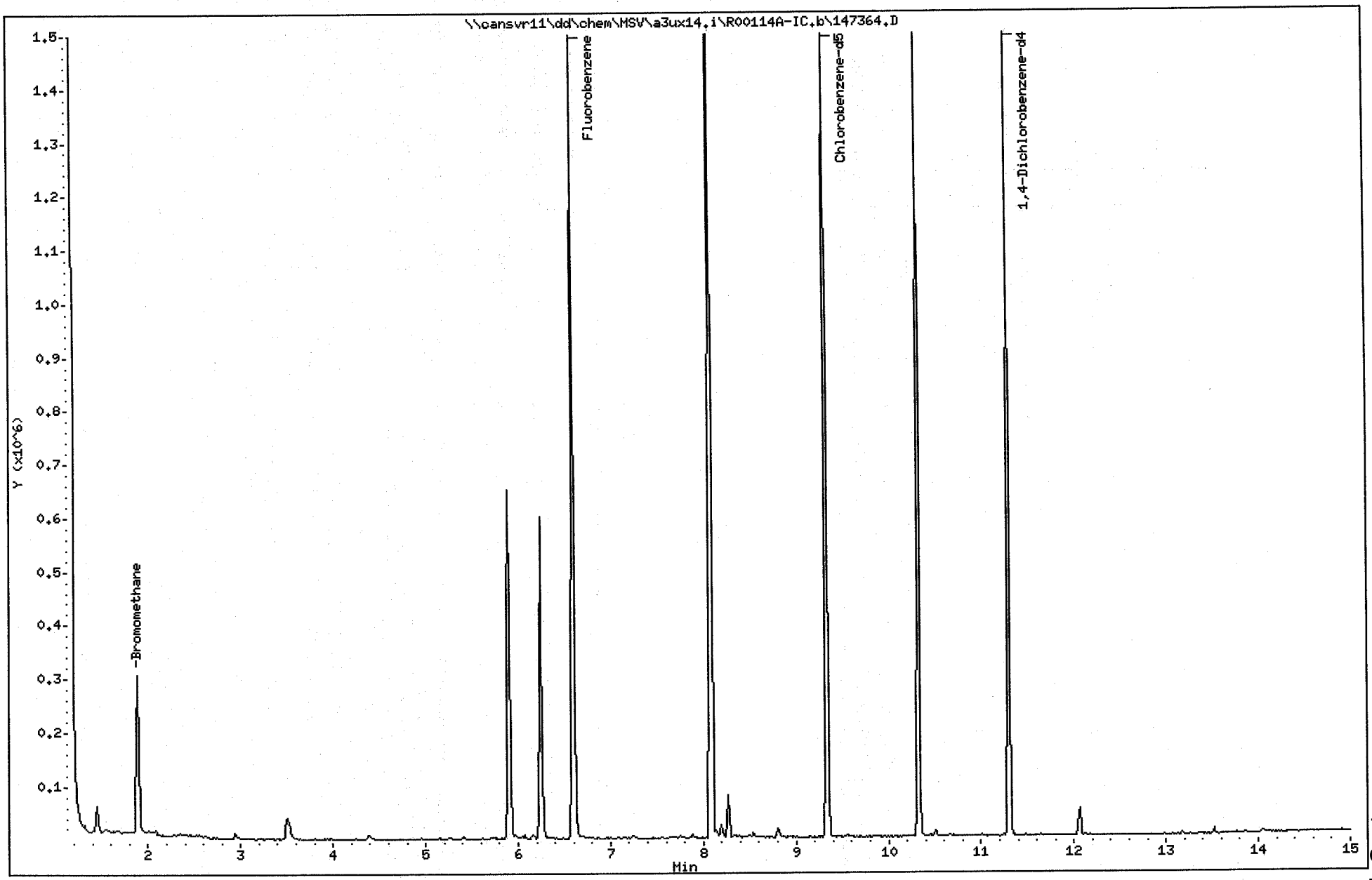

Data File: \\cansvr11\dd\chem\MSV\a3ux14.i\R00114A-IC.b\147365.D
Report Date: 15-Jan-2010 11:15

TestAmerica North Canton

VOLATILE REPORT SW-846 Method 8260A/8260B

Data file : \\cansvr11\dd\chem\MSV\a3ux14.i\R00114A-IC.b\147365.D
Lab Smp Id: 100NG-BMIC
Inj Date : 14-JAN-2010 15:39
Operator : 2807 Inst ID: a3ux14.i
Smp Info : 100NG-BMIC
Misc Info : R00114A-IC,8260SUX14,BROMO.SUB,2807,1,5
Comment :
Method : \\cansvr11\dd\chem\MSV\a3ux14.i\R00114A-IC.b\8260SUX14.m
Meth Date : 15-Jan-2010 11:15 a3ux14.i Quant Type: ISTD
Cal Date : 14-JAN-2010 15:16 Cal File: 147364.D
Als bottle: 15 Calibration Sample, Level: 5
Dil Factor: 1.00000
Integrator: HP RTE Compound Sublist: BROMO.SUB
Target Version: 4.14
Processing Host: CANPMSV26

Concentration Formula: Amt * DF * 1/Vo * CpndVariable

Name	Value	Description
DF	1.000	Dilution Factor
Vo	5.000	Sample Volume
Va	100.000	Injection Volume
Cpnd Variable		Local Compound Variable

Compounds	QUANT SIG MASS	RT	EXP RT	REL RT	RESPONSE	AMOUNTS CAL-AMT (ng)	AMOUNTS ON-COL (ng)
* 1 Fluorobenzene	96	6.599	6.599	(1.000)	1384300	250.000	
* 2 Chlorobenzene-d5	117	9.333	9.333	(1.000)	1014571	250.000	
* 3 1,4-Dichlorobenzene-d4	152	11.309	11.309	(1.000)	545907	250.000	
11 Bromomethane	94	1.890	1.890	(0.286)	76468	100.000	102.58

Data File: \\cansvr11\dd\chem\MSV\a3ux14.i\R00114A-IC.b\147365.D
Report Date: 15-Jan-2010 11:15

TestAmerica North Canton

INTERNAL STANDARD COMPOUNDS
AREA AND RT SUMMARY

Instrument ID: a3ux14.i
Lab File ID: 147365.D
Lab Smp Id: 100NG-BMIC
Analysis Type: VOA
Quant Type: ISTD
Operator: 2807
Method File: \\cansvr11\dd\chem\MSV\a3ux14.i\R00114A-IC.b\8260SUX14.m
Misc Info: R00114A-IC,8260SUX14,BROMO.SUB,2807,1,5

Calibration Date: 14-JAN-2010
Calibration Time: 15:16

Level: LOW
Sample Type: SOIL

COMPOUND	STANDARD	AREA LIMIT LOWER	AREA LIMIT UPPER	SAMPLE	%DIFF
1 Fluorobenzene	1426757	713379	2853514	1384300	-2.98
2 Chlorobenzene-d5	1019841	509921	2039682	1014571	-0.52
3 1,4-Dichlorobenze	550598	275299	1101196	545907	-0.85

COMPOUND	STANDARD	RT LIMIT LOWER	RT LIMIT UPPER	SAMPLE	%DIFF
1 Fluorobenzene	6.60	6.10	7.10	6.60	-0.00
2 Chlorobenzene-d5	9.33	8.83	9.83	9.33	-0.00
3 1,4-Dichlorobenze	11.31	10.81	11.81	11.31	-0.00

AREA UPPER LIMIT = +100% of internal standard area.
AREA LOWER LIMIT = - 50% of internal standard area.
RT UPPER LIMIT = + 0.50 minutes of internal standard RT.
RT LOWER LIMIT = - 0.50 minutes of internal standard RT.

Data File: \\cansvr11\dd\chem\MSV\a3ux14.i\R00114A-IC.b\147365.D
Date : 14-JAN-2010 15:39
Client ID:
Sample Info: 100NG-BMIC
Purge Volume: 5.0
Column phase: DB624

Instrument: a3ux14.i

Operator: 2807
Column diameter: 0.18

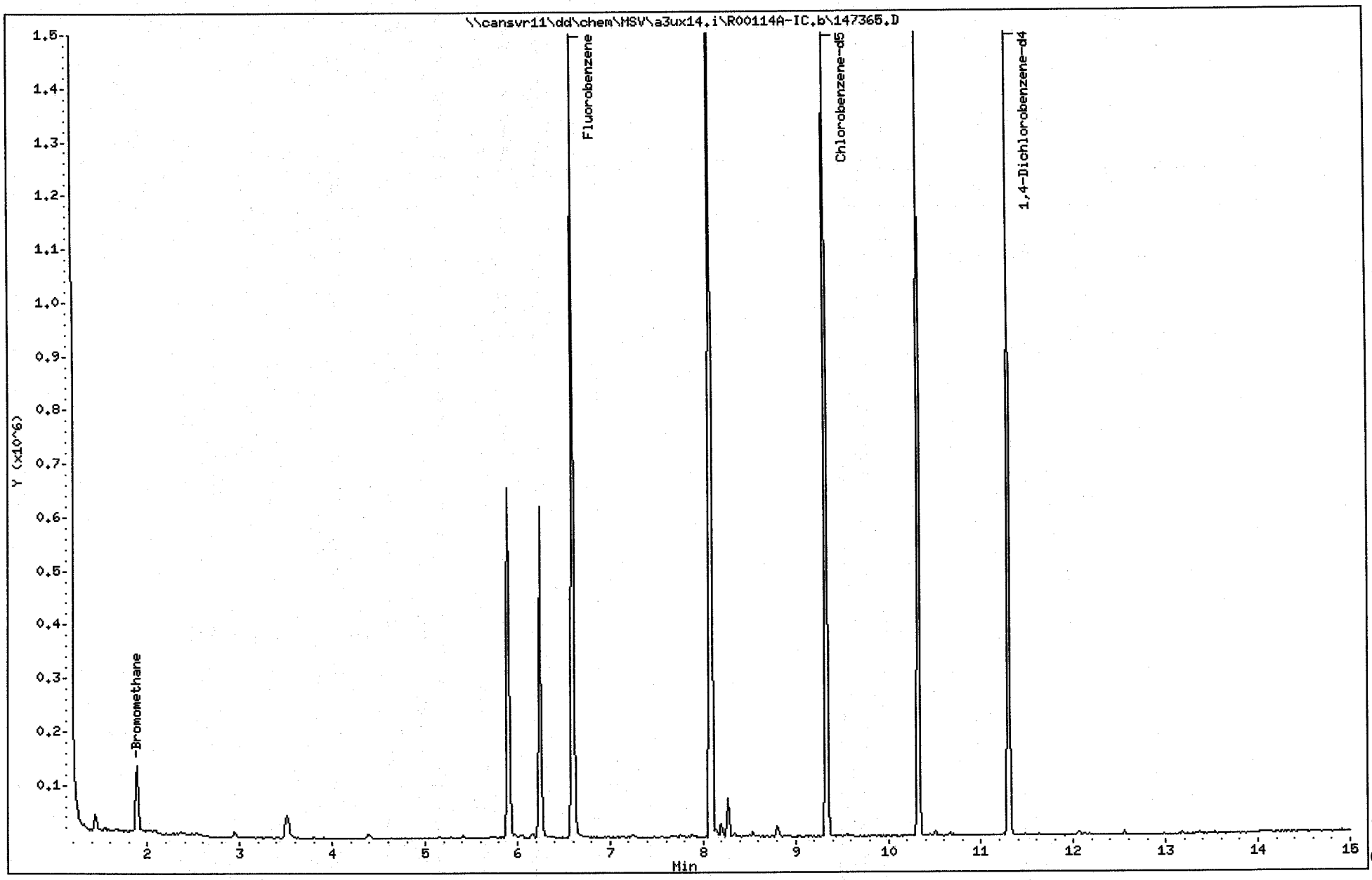

Data File: \\cansvr11\dd\chem\MSV\a3ux14.i\R00114A-IC.b\147366.D
Report Date: 15-Jan-2010 11:15

TestAmerica North Canton

VOLATILE REPORT SW-846 Method 8260A/8260B

Data file : \\cansvr11\dd\chem\MSV\a3ux14.i\R00114A-IC.b\147366.D
Lab Smp Id: 50NG-BMIC
Inj Date : 14-JAN-2010 16:03
Operator : 2807 Inst ID: a3ux14.i
Smp Info : 50NG-BMIC
Misc Info : R00114A-IC,8260SUX14,BROMO.SUB,2807,1,4
Comment :
Method : \\cansvr11\dd\chem\MSV\a3ux14.i\R00114A-IC.b\8260SUX14.m
Meth Date : 15-Jan-2010 11:15 a3ux14.i Quant Type: ISTD
Cal Date : 14-JAN-2010 15:39 Cal File: 147365.D
Als bottle: 16 Calibration Sample, Level: 4
Dil Factor: 1.00000
Integrator: HP RTE Compound Sublist: BROMO.SUB
Target Version: 4.14
Processing Host: CANPMSV26

Concentration Formula: Amt * DF * 1/Vo * CpndVariable

Name	Value	Description
DF	1.000	Dilution Factor
Vo	5.000	Sample Volume
Va	100.000	Injection Volume
Cpnd Variable		Local Compound Variable

Compounds	QUANT SIG MASS	RT	EXP RT	REL RT	RESPONSE	AMOUNTS CAL-AMT (ng)	AMOUNTS ON-COL (ng)
* 1 Fluorobenzene	96	6.599	6.599	(1.000)	1425981	250.000	
* 2 Chlorobenzene-d5	117	9.333	9.333	(1.000)	1040279	250.000	
* 3 1,4-Dichlorobenzene-d4	152	11.309	11.309	(1.000)	547806	250.000	
11 Bromomethane	94	1.890	1.890	(0.286)	33596	50.0000	43.751

Data File: \\cansvr11\dd\chem\MSV\a3ux14.i\R00114A-IC.b\147366.D
Report Date: 15-Jan-2010 11:15

TestAmerica North Canton

INTERNAL STANDARD COMPOUNDS
AREA AND RT SUMMARY

Instrument ID: a3ux14.i
Lab File ID: 147366.D
Lab Smp Id: 50NG-BMIC
Analysis Type: VOA
Quant Type: ISTD
Operator: 2807
Calibration Date: 14-JAN-2010
Calibration Time: 15:16
Level: LOW
Sample Type: SOIL
Method File: \\cansvr11\dd\chem\MSV\a3ux14.i\R00114A-IC.b\8260SUX14.m
Misc Info: R00114A-IC,8260SUX14,BROMO.SUB,2807,1,4

COMPOUND	STANDARD	AREA LIMIT LOWER	AREA LIMIT UPPER	SAMPLE	%DIFF
1 Fluorobenzene	1426757	713379	2853514	1425981	-0.05
2 Chlorobenzene-d5	1019841	509921	2039682	1040279	2.00
3 1,4-Dichlorobenze	550598	275299	1101196	547806	-0.51

COMPOUND	STANDARD	RT LIMIT LOWER	RT LIMIT UPPER	SAMPLE	%DIFF
1 Fluorobenzene	6.60	6.10	7.10	6.60	-0.00
2 Chlorobenzene-d5	9.33	8.83	9.83	9.33	-0.00
3 1,4-Dichlorobenze	11.31	10.81	11.81	11.31	-0.00

AREA UPPER LIMIT = +100% of internal standard area.
AREA LOWER LIMIT = - 50% of internal standard area.
RT UPPER LIMIT = + 0.50 minutes of internal standard RT.
RT LOWER LIMIT = - 0.50 minutes of internal standard RT.

Data File: \\cansvr11\dd\chem\MSV\a3ux14.i\R00114A-IC.b\147366.D
Date : 14-JAN-2010 16:03
Client ID:
Sample Info: 50NG-BMIC
Purge Volume: 5.0
Column phase: DB624

Instrument: a3ux14.i
Operator: 2807
Column diameter: 0.18

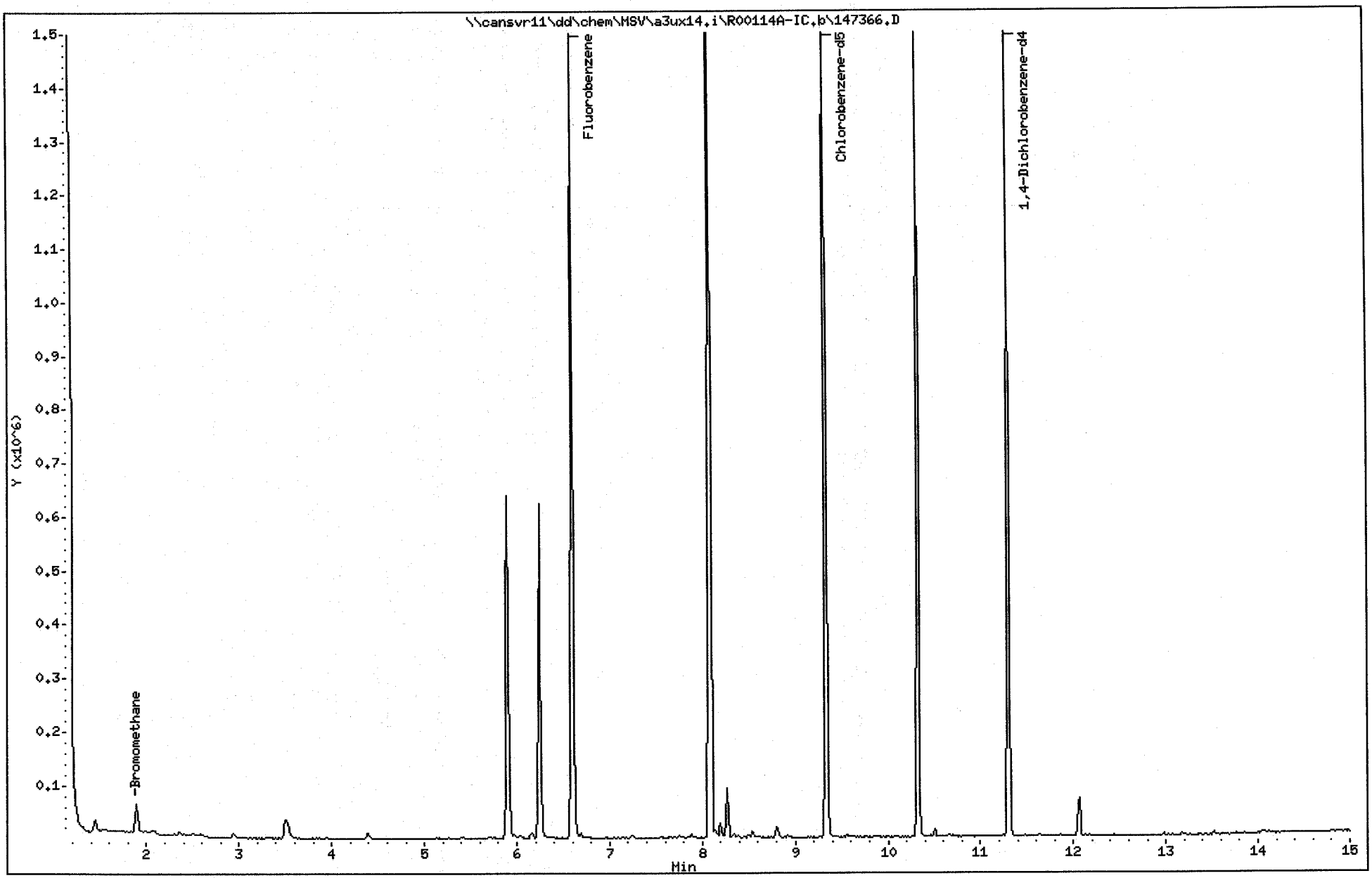

Data File: \\cansvr11\dd\chem\MSV\a3ux14.i\R00114A-IC.b\147367.D
Report Date: 15-Jan-2010 11:15

TestAmerica North Canton

VOLATILE REPORT SW-846 Method 8260A/8260B

Data file : \\cansvr11\dd\chem\MSV\a3ux14.i\R00114A-IC.b\147367.D
Lab Smp Id: 25NG-BMIC
Inj Date : 14-JAN-2010 16:27
Operator : 2807 Inst ID: a3ux14.i
Smp Info : 25NG-BMIC
Misc Info : R00114A-IC,8260SUX14,BROMO.SUB,2807,1,3
Comment :
Method : \\cansvr11\dd\chem\MSV\a3ux14.i\R00114A-IC.b\8260SUX14.m
Meth Date : 15-Jan-2010 11:15 a3ux14.i Quant Type: ISTD
Cal Date : 14-JAN-2010 16:03 Cal File: 147366.D
Als bottle: 17 Calibration Sample, Level: 3
Dil Factor: 1.00000
Integrator: HP RTE Compound Sublist: BROMO.SUB
Target Version: 4.14
Processing Host: CANPMSV26

Concentration Formula: Amt * DF * 1/Vo * CpndVariable

Name	Value	Description
DF	1.000	Dilution Factor
Vo	5.000	Sample Volume
Va	100.000	Injection Volume
Cpnd Variable		Local Compound Variable

Compounds	QUANT SIG MASS	RT	EXP RT	REL RT	RESPONSE	AMOUNTS CAL-AMT (ng)	AMOUNTS ON-COL (ng)
* 1 Fluorobenzene	96	6.599	6.599	(1.000)	1354292	250.000	
* 2 Chlorobenzene-d5	117	9.333	9.333	(1.000)	975180	250.000	
* 3 1,4-Dichlorobenzene-d4	152	11.309	11.309	(1.000)	522521	250.000	
11 Bromomethane	94	1.890	1.890	(0.286)	19955	25.0000	27.363

Data File: \\cansvr11\dd\chem\MSV\a3ux14.i\R00114A-IC.b\147367.D
Report Date: 15-Jan-2010 11:15

TestAmerica North Canton

INTERNAL STANDARD COMPOUNDS
AREA AND RT SUMMARY

Instrument ID: a3ux14.i
Lab File ID: 147367.D
Lab Smp Id: 25NG-BMIC
Analysis Type: VOA
Quant Type: ISTD
Operator: 2807
Method File: \\cansvr11\dd\chem\MSV\a3ux14.i\R00114A-IC.b\8260SUX14.m
Misc Info: R00114A-IC,8260SUX14,BROMO.SUB,2807,1,3

Calibration Date: 14-JAN-2010
Calibration Time: 15:16

Level: LOW
Sample Type: SOIL

COMPOUND	STANDARD	AREA LIMIT LOWER	AREA LIMIT UPPER	SAMPLE	%DIFF
1 Fluorobenzene	1426757	713379	2853514	1354292	-5.08
2 Chlorobenzene-d5	1019841	509921	2039682	975180	-4.38
3 1,4-Dichlorobenze	550598	275299	1101196	522521	-5.10

COMPOUND	STANDARD	RT LIMIT LOWER	RT LIMIT UPPER	SAMPLE	%DIFF
1 Fluorobenzene	6.60	6.10	7.10	6.60	-0.00
2 Chlorobenzene-d5	9.33	8.83	9.83	9.33	-0.00
3 1,4-Dichlorobenze	11.31	10.81	11.81	11.31	-0.00

AREA UPPER LIMIT = +100% of internal standard area.
AREA LOWER LIMIT = - 50% of internal standard area.
RT UPPER LIMIT = + 0.50 minutes of internal standard RT.
RT LOWER LIMIT = - 0.50 minutes of internal standard RT.

Data File: \\cansvr11\dd\chem\MSV\a3ux14.i\R00114A-IC.b\147367.D
Date : 14-JAN-2010 16:27
Client ID:
Sample Info: 25NG-BMIC
Purge Volume: 5.0
Column phase: DB624

Instrument: a3ux14.i

Operator: 2807
Column diameter: 0.18

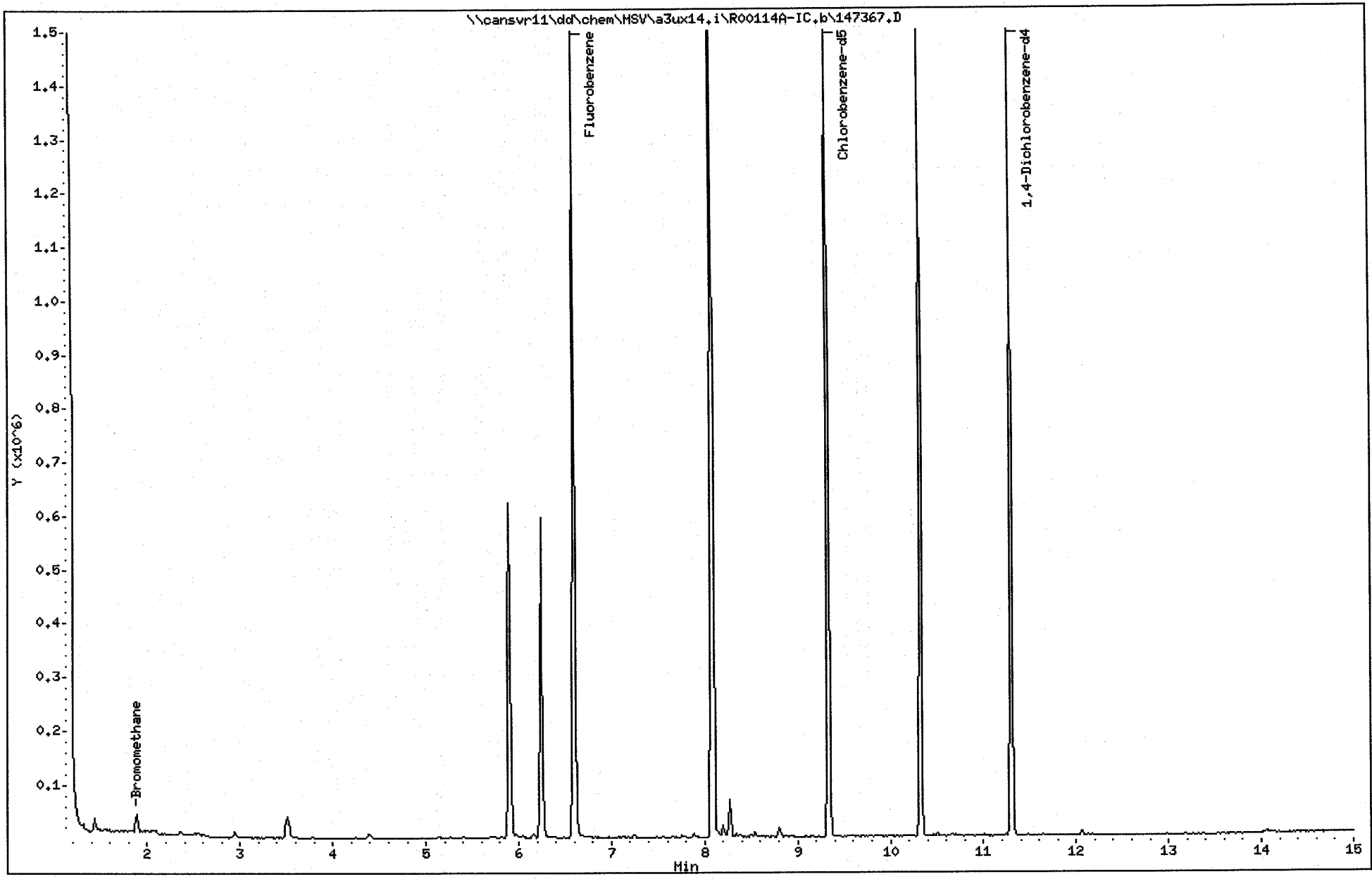

Data File: \\cansvr11\dd\chem\MSV\a3ux14.i\R00114A-IC.b\147368.D
Report Date: 15-Jan-2010 11:15

TestAmerica North Canton

VOLATILE REPORT SW-846 Method 8260A/8260B

Data file : \\cansvr11\dd\chem\MSV\a3ux14.i\R00114A-IC.b\147368.D
Lab Smp Id: 10NG-BMIC
Inj Date : 14-JAN-2010 16:50
Operator : 2807 Inst ID: a3ux14.i
Smp Info : 10NG-BMIC
Misc Info : R00114A-IC,8260SUX14,BROMO.SUB,2807,1,2
Comment :
Method : \\cansvr11\dd\chem\MSV\a3ux14.i\R00114A-IC.b\8260SUX14.m
Meth Date : 15-Jan-2010 11:15 a3ux14.i Quant Type: ISTD
Cal Date : 14-JAN-2010 16:27 Cal File: 147367.D
Als bottle: 18 Calibration Sample, Level: 2
Dil Factor: 1.00000
Integrator: HP RTE Compound Sublist: BROMO.SUB
Target Version: 4.14
Processing Host: CANPMSV26

Concentration Formula: Amt * DF * 1/Vo * CpndVariable

Name	Value	Description
DF	1.000	Dilution Factor
Vo	5.000	Sample Volume
Va	100.000	Injection Volume
Cpnd Variable		Local Compound Variable

Compounds	QUANT SIG MASS	RT	EXP RT	REL RT	RESPONSE	AMOUNTS CAL-AMT (ng)	AMOUNTS ON-COL (ng)
* 1 Fluorobenzene	96	6.599	6.599	(1.000)	1422782	250.000	
* 2 Chlorobenzene-d5	117	9.333	9.333	(1.000)	1058622	250.000	
* 3 1,4-Dichlorobenzene-d4	152	11.309	11.309	(1.000)	544484	250.000	
11 Bromomethane	94	1.890	1.890	(0.286)	8389	10.0000	10.949

Data File: \\cansvr11\dd\chem\MSV\a3ux14.i\R00114A-IC.b\147368.D
Report Date: 15-Jan-2010 11:15

TestAmerica North Canton

INTERNAL STANDARD COMPOUNDS
AREA AND RT SUMMARY

Instrument ID: a3ux14.i
Lab File ID: 147368.D
Lab Smp Id: 10NG-BMIC
Analysis Type: VOA
Quant Type: ISTD
Operator: 2807
Calibration Date: 14-JAN-2010
Calibration Time: 15:16
Level: LOW
Sample Type: SOIL
Method File: \\cansvr11\dd\chem\MSV\a3ux14.i\R00114A-IC.b\8260SUX14.m
Misc Info: R00114A-IC,8260SUX14,BROMO.SUB,2807,1,2

COMPOUND	STANDARD	AREA LIMIT LOWER	AREA LIMIT UPPER	SAMPLE	%DIFF
1 Fluorobenzene	1426757	713379	2853514	1422782	-0.28
2 Chlorobenzene-d5	1019841	509921	2039682	1058622	3.80
3 1,4-Dichlorobenze	550598	275299	1101196	544484	-1.11

COMPOUND	STANDARD	RT LIMIT LOWER	RT LIMIT UPPER	SAMPLE	%DIFF
1 Fluorobenzene	6.60	6.10	7.10	6.60	0.00
2 Chlorobenzene-d5	9.33	8.83	9.83	9.33	0.00
3 1,4-Dichlorobenze	11.31	10.81	11.81	11.31	0.00

AREA UPPER LIMIT = +100% of internal standard area.
AREA LOWER LIMIT = - 50% of internal standard area.
RT UPPER LIMIT = + 0.50 minutes of internal standard RT.
RT LOWER LIMIT = - 0.50 minutes of internal standard RT.

Data File: \\cansvr11\dd\chem\MSV\a3ux14.i\R00114A-IC.b\147368.D
Date : 14-JAN-2010 16:50
Client ID:
Sample Info: 10NG-BMIC
Purge Volume: 5.0
Column phase: DB624

Instrument: a3ux14.i

Operator: 2807
Column diameter: 0.18

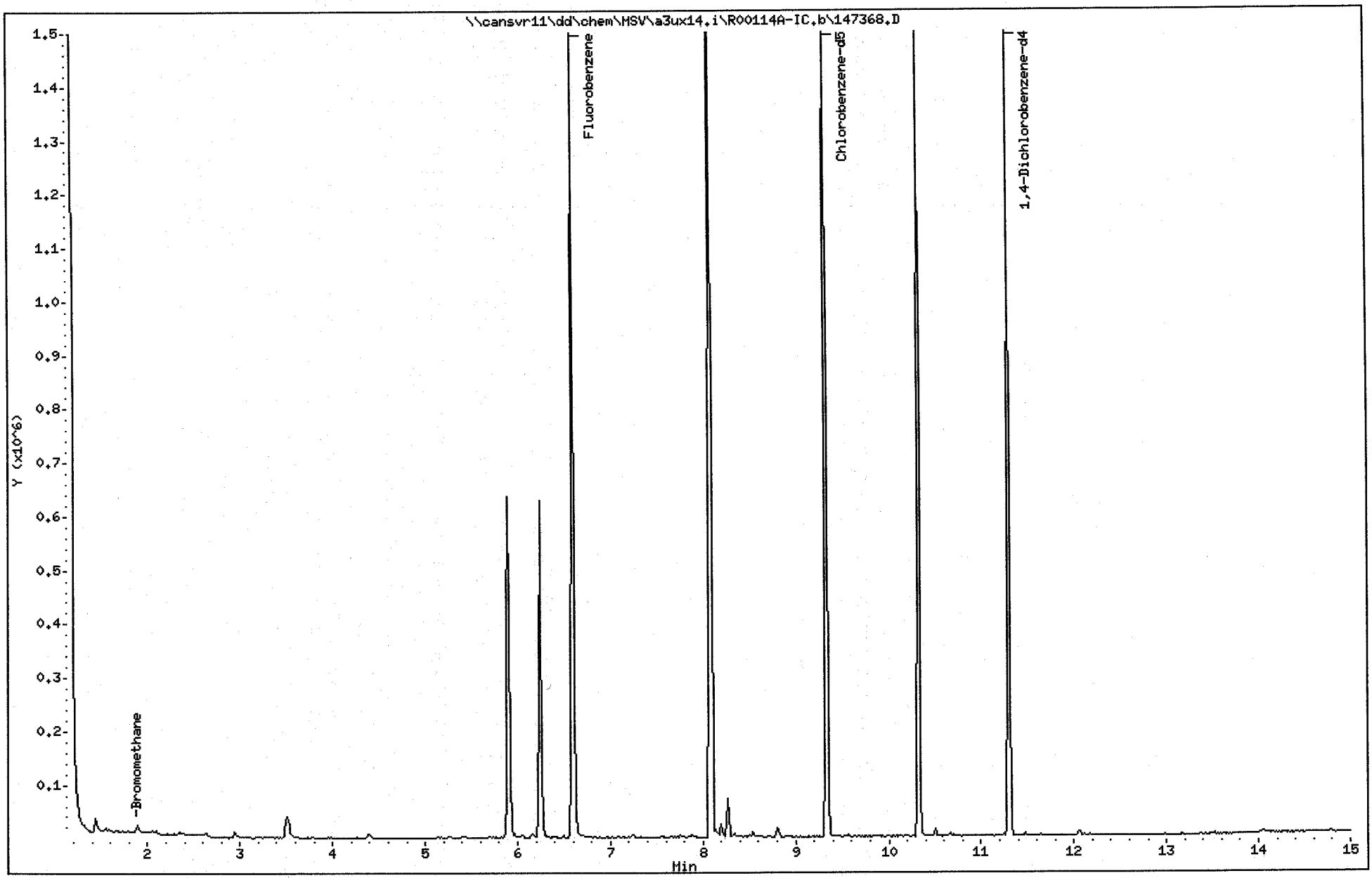

Data File: \\cansvr11\dd\chem\MSV\a3ux14.i\R00114A-IC.b\147369.D
Report Date: 15-Jan-2010 11:15

TestAmerica North Canton

VOLATILE REPORT SW-846 Method 8260A/8260B

Data file : \\cansvr11\dd\chem\MSV\a3ux14.i\R00114A-IC.b\147369.D
Lab Smp Id: 5NG-BMIC
Inj Date : 14-JAN-2010 17:14
Operator : 2807 Inst ID: a3ux14.i
Smp Info : 5NG-BMIC
Misc Info : R00114A-IC,8260SUX14,BROMO.SUB,2807,1,1
Comment :
Method : \\cansvr11\dd\chem\MSV\a3ux14.i\R00114A-IC.b\8260SUX14.m
Meth Date : 15-Jan-2010 11:15 a3ux14.i Quant Type: ISTD
Cal Date : 14-JAN-2010 16:50 Cal File: 147368.D
Als bottle: 19 Calibration Sample, Level: 1
Dil Factor: 1.00000
Integrator: HP RTE Compound Sublist: BROMO.SUB
Target Version: 4.14
Processing Host: CANPMSV26

Concentration Formula: Amt * DF * 1/Vo * CpndVariable

Name	Value	Description
DF	1.000	Dilution Factor
Vo	5.000	Sample Volume
Va	100.000	Injection Volume
Cpnd Variable		Local Compound Variable

Compounds	QUANT SIG MASS	RT	EXP RT	REL RT	RESPONSE	AMOUNTS CAL-AMT (ng)	AMOUNTS ON-COL (ng)
* 1 Fluorobenzene	96	6.599	6.599	(1.000)	1331092	250.000	
* 2 Chlorobenzene-d5	117	9.332	9.332	(1.000)	972754	250.000	
* 3 1,4-Dichlorobenzene-d4	152	11.309	11.309	(1.000)	525346	250.000	
11 Bromomethane	94	1.890	1.890	(0.286)	4438	5.00000	6.192

Data File: \\cansvr11\dd\chem\MSV\a3ux14.i\R00114A-IC.b\147369.D
Report Date: 15-Jan-2010 11:15

TestAmerica North Canton

INTERNAL STANDARD COMPOUNDS
AREA AND RT SUMMARY

Instrument ID: a3ux14.i
Lab File ID: 147369.D
Lab Smp Id: 5NG-BMIC
Analysis Type: VOA
Quant Type: ISTD
Operator: 2807
Calibration Date: 14-JAN-2010
Calibration Time: 15:16
Level: LOW
Sample Type: SOIL
Method File: \\cansvr11\dd\chem\MSV\a3ux14.i\R00114A-IC.b\8260SUX14.m
Misc Info: R00114A-IC,8260SUX14,BROMO.SUB,2807,1,1

		AREA LIMIT			
COMPOUND	STANDARD	LOWER	UPPER	SAMPLE	%DIFF
1 Fluorobenzene	1426757	713379	2853514	1331092	-6.71
2 Chlorobenzene-d5	1019841	509921	2039682	972754	-4.62
3 1,4-Dichlorobenze	550598	275299	1101196	525346	-4.59

		RT LIMIT			
COMPOUND	STANDARD	LOWER	UPPER	SAMPLE	%DIFF
1 Fluorobenzene	6.60	6.10	7.10	6.60	-0.00
2 Chlorobenzene-d5	9.33	8.83	9.83	9.33	-0.00
3 1,4-Dichlorobenze	11.31	10.81	11.81	11.31	-0.00

AREA UPPER LIMIT = +100% of internal standard area.
AREA LOWER LIMIT = - 50% of internal standard area.
RT UPPER LIMIT = + 0.50 minutes of internal standard RT.
RT LOWER LIMIT = - 0.50 minutes of internal standard RT.

Data File: \\cansvr11\dd\chem\MSV\a3ux14.i\R00114A-IC.b\147369.D
Date : 14-JAN-2010 17:14
Client ID:
Sample Info: 5NC-BMIC
Purge Volume: 5.0
Column phase: DB624

Instrument: a3ux14.i
Operator: 2807
Column diameter: 0.18

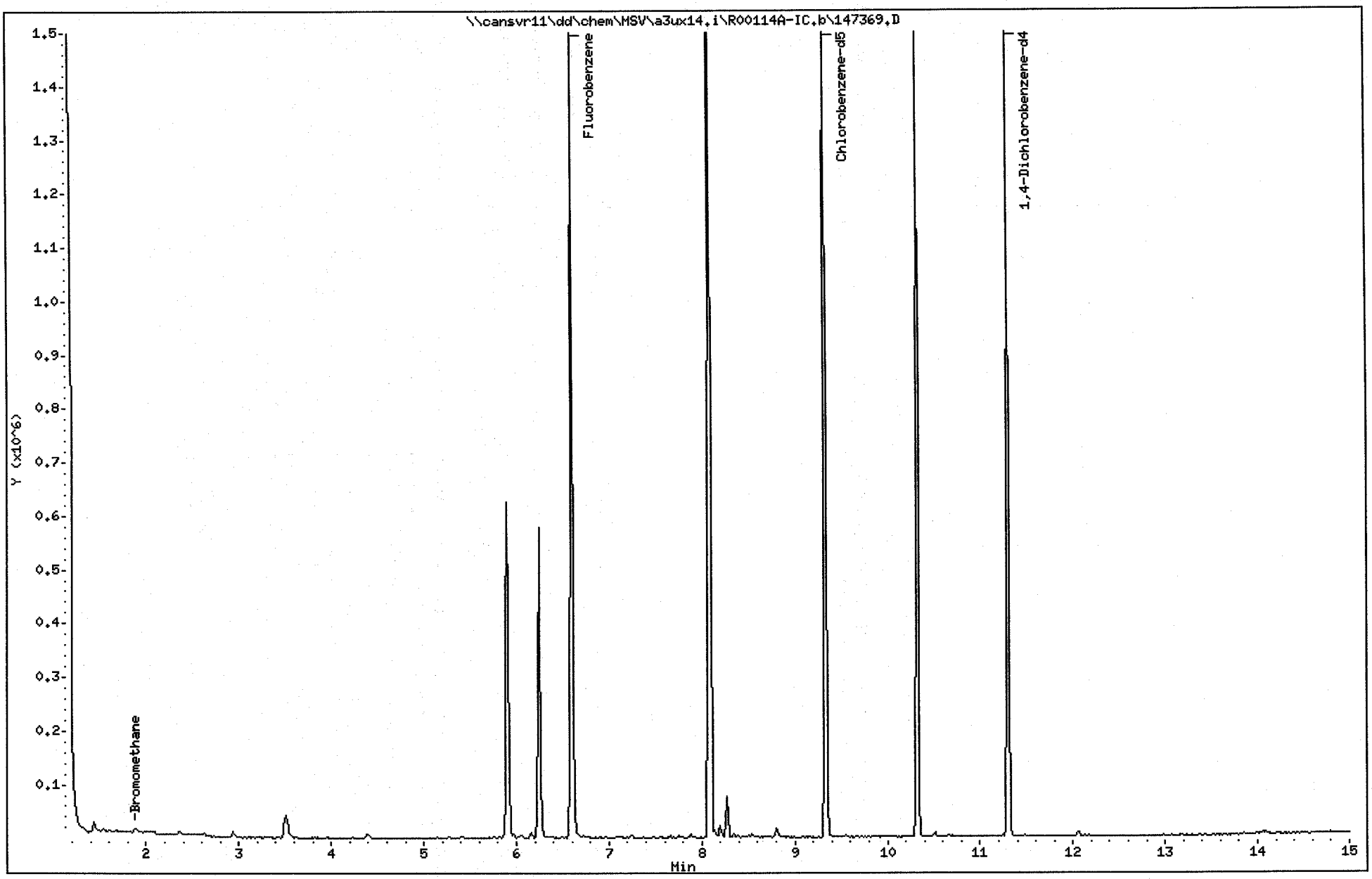

Report Date: 25-Feb-2010 12:55

Calibration History

Method : \\cansvr11\dd\chem\MSV\a3ux14.i\R00225A.b\8260SUX14.m
Start Cal Date: 08-JAN-2010 12:27
End Cal Date : 14-JAN-2010 17:14
Last Cal Level: 6
Last Cal Type : Continuing Calibration

Initial Calibration

Injection Date	Sublist	Calibration File
Cal Level: 1 , Cal Amount: 5.00000		
14-JAN-2010 17:14	BROMO	\\cansvr11\dd\chem\MSV\a3ux14.i\R00114A-IC.b\147369.D
08-JAN-2010 18:18	3-IX	\\cansvr11\dd\chem\MSV\a3ux14.i\R00108A-IC.b\147289.D
14-JAN-2010 13:21	1-8260	\\cansvr11\dd\chem\MSV\a3ux14.i\R00114A-IC.b\147359.D
Cal Level: 2 , Cal Amount: 10.00000		
14-JAN-2010 16:50	BROMO	\\cansvr11\dd\chem\MSV\a3ux14.i\R00114A-IC.b\147368.D
08-JAN-2010 17:55	3-IX	\\cansvr11\dd\chem\MSV\a3ux14.i\R00108A-IC.b\147288.D
14-JAN-2010 12:59	1-8260	\\cansvr11\dd\chem\MSV\a3ux14.i\R00114A-IC.b\147358.D
Cal Level: 3 , Cal Amount: 25.00000		
14-JAN-2010 16:27	BROMO	\\cansvr11\dd\chem\MSV\a3ux14.i\R00114A-IC.b\147367.D
08-JAN-2010 17:33	3-IX	\\cansvr11\dd\chem\MSV\a3ux14.i\R00108A-IC.b\147287.D
14-JAN-2010 12:36	1-8260	\\cansvr11\dd\chem\MSV\a3ux14.i\R00114A-IC.b\147357.D
Cal Level: 4 , Cal Amount: 50.00000		
14-JAN-2010 16:03	BROMO	\\cansvr11\dd\chem\MSV\a3ux14.i\R00114A-IC.b\147366.D
08-JAN-2010 17:11	3-IX	\\cansvr11\dd\chem\MSV\a3ux14.i\R00108A-IC.b\147286.D
14-JAN-2010 12:14	1-8260	\\cansvr11\dd\chem\MSV\a3ux14.i\R00114A-IC.b\147356.D
Cal Level: 5 , Cal Amount: 100.00000		
14-JAN-2010 15:39	BROMO	\\cansvr11\dd\chem\MSV\a3ux14.i\R00114A-IC.b\147365.D
08-JAN-2010 16:49	3-IX	\\cansvr11\dd\chem\MSV\a3ux14.i\R00108A-IC.b\147285.D

14-JAN-2010 11:51	1-8260	
\\cansvr11\dd\chem\MSV\a3ux14.i\R00114A-IC.b\147355.D		

Cal Level: 6 , Cal Amount: 250.00000		
14-JAN-2010 15:16	BROMO	
\\cansvr11\dd\chem\MSV\a3ux14.i\R00114A-IC.b\147364.D		
08-JAN-2010 16:27	3-IX	
\\cansvr11\dd\chem\MSV\a3ux14.i\R00108A-IC.b\147284.D		
14-JAN-2010 11:29	1-8260	
\\cansvr11\dd\chem\MSV\a3ux14.i\R00114A-IC.b\147354.D		

Cal Level: 7 , Cal Amount: 500.00000		
14-JAN-2010 14:53	BROMO	
\\cansvr11\dd\chem\MSV\a3ux14.i\R00114A-IC.b\147363.D		
08-JAN-2010 16:06	3-IX	
\\cansvr11\dd\chem\MSV\a3ux14.i\R00108A-IC.b\147283.D		
14-JAN-2010 11:07	1-8260	
\\cansvr11\dd\chem\MSV\a3ux14.i\R00114A-IC.b\147353.D		

Cal Level: 8 , Cal Amount: 1000.00000		
14-JAN-2010 14:30	BROMO	
\\cansvr11\dd\chem\MSV\a3ux14.i\R00114A-IC.b\147362.D		
08-JAN-2010 15:44	3-IX	
\\cansvr11\dd\chem\MSV\a3ux14.i\R00108A-IC.b\147282.D		
14-JAN-2010 10:45	1-8260	
\\cansvr11\dd\chem\MSV\a3ux14.i\R00114A-IC.b\147352.D		

Continuing Calibration
Ccal Level Mode: GLOBAL LEVEL 6

25-FEB-2010 11:54	1-8260	
\\cansvr11\dd\chem\MSV\a3ux14.i\R00225A.b\148182.D		
25-FEB-2010 12:17	3-IX	
\\cansvr11\dd\chem\MSV\a3ux14.i\R00225A.b\148183.D		

Data File: \\cansvr11\dd\chem\MSV\a3ux14.i\R00225A.b\148182.D
Report Date: 25-Feb-2010 12:55

TestAmerica North Canton

CONTINUING CALIBRATION COMPOUNDS

Instrument ID: a3ux14.i Injection Date: 25-FEB-2010 11:54
Lab File ID: 148182.D Init. Cal. Date(s): 08-JAN-2010 14-JAN-2010
Analysis Type: SOIL Init. Cal. Times: 12:27 17:14
Lab Sample ID: 250NG-CC Quant Type: ISTD
Method: \\cansvr11\dd\chem\MSV\a3ux14.i\R00225A.b\8260SUX14.m

COMPOUND	RRF / AMOUNT	RF250	CCAL RRF250	MIN RRF	%D / %DRIFT	MAX %D / %DRIFT	CURVE TYPE	
$ 4 Dibromofluoromethane	0.27543	0.26005	0.26005	0.010	5.58271	50.00000	Averaged	
$ 5 1,2-Dichloroethane-d4	0.28239	0.26337	0.26337	0.010	6.73458	50.00000	Averaged	
$ 6 Toluene-d8	1.35529	1.43234	1.43234	0.010	-5.68552	50.00000	Averaged	
$ 7 Bromofluorobenzene	0.92698	0.89056	0.89056	0.010	3.92871	50.00000	Averaged	
8 Dichlorodifluoromethane	0.25286	0.26246	0.26246	0.010	-3.79699	50.00000	Averaged	
9 Chloromethane	0.36556	0.30682	0.30682	0.100	16.06695	50.00000	Averaged	
10 Vinyl Chloride	0.27573	0.27258	0.27258	0.010	1.14333	20.00000	Averaged	
11 Bromomethane	0.13462	0.11957	0.11957	0.010	11.18461	50.00000	Averaged	
12 Chloroethane	0.16260	0.15173	0.15173	0.010	6.68876	50.00000	Averaged	
13 Trichlorofluoromethane	0.26554	0.30354	0.30354	0.010	-14.31138	50.00000	Averaged	
15 Acrolein	0.03142	0.02838	0.02838	0.010	9.66456	50.00000	Averaged	
16 Acetone	500	544	0.08994	0.010	-8.79339	0.000e+000	Wt Linear	
17 1,1-Dichloroethene	0.23886	0.23067	0.23067	0.010	3.42577	20.00000	Averaged	
18 Freon-113	0.19183	0.19796	0.19796	0.010	-3.19784	50.00000	Averaged	
19 Iodomethane	0.40711	0.39885	0.39885	0.010	2.02662	50.00000	Averaged	
20 Carbon Disulfide	0.68415	0.64838	0.64838	0.010	5.22848	50.00000	Averaged	
21 Methylene Chloride	250	244	0.26457	0.010	2.21939	0.000e+000	Wt Linear	
22 Acetonitrile	0.03316	0.03384	0.03384	0.010	-2.03702	50.00000	Averaged	
23 Acrylonitrile	0.09839	0.10227	0.10227	0.010	-3.94121	50.00000	Averaged	
24 Methyl tert-butyl ether	0.62058	0.67811	0.67811	0.010	-9.27172	50.00000	Averaged	
25 trans-1,2-Dichloroethene	0.27738	0.28089	0.28089	0.010	-1.26733	50.00000	Averaged	
26 Hexane	0.06401	0.06478	0.06478	0.010	-1.20319	20.00000	Averaged	
27 Vinyl acetate	0.32001	0.25506	0.25506	0.010	20.29683	50.00000	Averaged	
154 Vinyl Acetate**2nd**	0.02851	0.02190	0.02190	0.010	23.19515	50.00000	Averaged	
28 1,1-Dichloroethane	0.49634	0.49817	0.49817	0.100	-0.36960	50.00000	Averaged	
29 tert-Butyl Alcohol	0.02261	0.02487	0.02487	0.010	-9.97846	50.00000	Averaged	
30 2-Butanone	0.12811	0.11999	0.11999	0.010	6.33437	50.00000	Averaged	
M 31 1,2-Dichloroethene (total)	0.28079	0.28631	0.28631	0.010	-1.96550	50.00000	Averaged	
32 cis-1,2-dichloroethene	0.28421	0.29173	0.29173	0.010	-2.64690	50.00000	Averaged	
33 2,2-Dichloropropane	0.19420	0.19002	0.19002	0.010	2.14952	50.00000	Averaged	
34 Bromochloromethane	0.13814	0.13984	0.13984	0.010	-1.23259	50.00000	Averaged	
35 Chloroform	0.45496	0.45368	0.45368	0.010	0.28119	20.00000	Averaged	
36 Tetrahydrofuran	0.08298	0.08037	0.08037	0.010	3.14579	50.00000	Averaged	
37 1,1,1-Trichloroethane	0.32897	0.35024	0.35024	0.010	-6.46501	50.00000	Averaged	
38 1,1-Dichloropropene	0.34497	0.36467	0.36467	0.010	-5.70899	50.00000	Averaged	
39 Carbon Tetrachloride	0.28593	0.35648	0.35648	0.010	-24.67520	50.00000	Averaged	
40 1,2-Dichloroethane	0.33673	0.33499	0.33499	0.010	0.51631	50.00000	Averaged	
41 Benzene	1.08058	1.05866	1.05866	0.010	2.02888	50.00000	Averaged	
42 Trichloroethene	0.29782	0.29190	0.29190	0.010	1.98748	50.00000	Averaged	
43 1,2-Dichloropropane	0.27071	0.26480	0.26480	0.010	2.18449	20.00000	Averaged	
44 1,4-Dioxane	0.00223	0.00223	0.00223	0.010	0.37406	50.00000	Averaged	<-
45 Dibromomethane	0.13786	0.13827	0.13827	0.010	-0.29723	50.00000	Averaged	
46 Bromodichloromethane	0.27945	0.28514	0.28514	0.010	-2.03394	50.00000	Averaged	

Data File: \\cansvr11\dd\chem\MSV\a3ux14.i\R00225A.b\148182.D
Report Date: 25-Feb-2010 12:55

TestAmerica North Canton

CONTINUING CALIBRATION COMPOUNDS

Instrument ID: a3ux14.i Injection Date: 25-FEB-2010 11:54
Lab File ID: 148182.D Init. Cal. Date(s): 08-JAN-2010 14-JAN-2010
Analysis Type: SOIL Init. Cal. Times: 12:27 17:14
Lab Sample ID: 250NG-CC Quant Type: ISTD
Method: \\cansvr11\dd\chem\MSV\a3ux14.i\R00225A.b\8260SUX14.m

COMPOUND	RRF / AMOUNT	RF250	CCAL RRF250	MIN RRF	%D / %DRIFT	MAX %D / %DRIFT	CURVE TYPE
47 2-Chloroethyl vinyl ether	500	469	0.11994	0.010	6.25545	0.000e+000	Wt Linear
48 cis-1,3-Dichloropropene	0.34370	0.33711	0.33711	0.010	1.91680	50.00000	Averaged
49 4-Methyl-2-pentanone	0.30190	0.34294	0.34294	0.010	-13.59259	50.00000	Averaged
50 Toluene	1.47660	1.61909	1.61909	0.010	-9.64964	20.00000	Averaged
51 trans-1,3-Dichloropropene	0.38806	0.41283	0.41283	0.010	-6.38285	50.00000	Averaged
52 Ethyl Methacrylate	250	236	0.35843	0.010	5.60707	0.000e+000	Wt Linear
53 1,1,2-Trichloroethane	0.26341	0.28158	0.28158	0.010	-6.89851	50.00000	Averaged
54 1,3-Dichloropropane	0.44131	0.47243	0.47243	0.010	-7.05130	50.00000	Averaged
55 Tetrachloroethene	0.31174	0.33329	0.33329	0.010	-6.91155	50.00000	Averaged
56 2-Hexanone	0.20799	0.22926	0.22926	0.010	-10.22591	50.00000	Averaged
57 Dibromochloromethane	0.27496	0.30895	0.30895	0.010	-12.36448	50.00000	Averaged
58 1,2-Dibromoethane	0.25432	0.27576	0.27576	0.010	-8.43011	50.00000	Averaged
59 Chlorobenzene	1.01494	1.04053	1.04053	0.300	-2.52095	50.00000	Averaged
60 1,1,1,2-Tetrachloroethane	0.32190	0.35652	0.35652	0.010	-10.75765	50.00000	Averaged
61 Ethylbenzene	0.52312	0.57520	0.57520	0.010	-9.95433	20.00000	Averaged
62 m + p-Xylene	0.63288	0.70468	0.70468	0.010	-11.34565	50.00000	Averaged
M 63 Xylenes (total)	0.62069	0.69356	0.69356	0.010	-11.74040	50.00000	Averaged
64 Xylene-o	0.59632	0.67132	0.67132	0.010	-12.57829	50.00000	Averaged
65 Styrene	0.94789	1.05805	1.05805	0.010	-11.62243	50.00000	Averaged
66 Bromoform	0.16647	0.17974	0.17974	0.100	-7.96967	50.00000	Averaged
67 Isopropylbenzene	1.60039	1.82366	1.82366	0.010	-13.95133	50.00000	Averaged
68 1,1,2,2-Tetrachloroethane	0.61326	0.64952	0.64952	0.300	-5.91315	50.00000	Averaged
69 1,4-Dichloro-2-butene	0.19027	0.18612	0.18612	0.010	2.18035	50.00000	Averaged
70 1,2,3-Trichloropropane	0.17772	0.18046	0.18046	0.010	-1.53809	50.00000	Averaged
71 Bromobenzene	0.73608	0.74548	0.74548	0.010	-1.27763	50.00000	Averaged
72 n-Propylbenzene	0.85584	0.92128	0.92128	0.010	-7.64668	50.00000	Averaged
73 2-Chlorotoluene	0.69627	0.79137	0.79137	0.010	-13.65885	50.00000	Averaged
74 1,3,5-Trimethylbenzene	2.37034	2.67261	2.67261	0.010	-12.75240	50.00000	Averaged
75 4-Chlorotoluene	0.73518	0.79653	0.79653	0.010	-8.34596	50.00000	Averaged
76 tert-Butylbenzene	2.19484	2.46702	2.46702	0.010	-12.40055	50.00000	Averaged
77 1,2,4-Trimethylbenzene	2.41951	2.71636	2.71636	0.010	-12.26910	50.00000	Averaged
78 sec-Butylbenzene	3.15647	3.59082	3.59082	0.010	-13.76039	50.00000	Averaged
79 4-Isopropyltoluene	2.68270	2.96642	2.96642	0.010	-10.57597	50.00000	Averaged
80 1,3-Dichlorobenzene	1.39754	1.46324	1.46324	0.010	-4.70075	50.00000	Averaged
81 1,4-Dichlorobenzene	1.48261	1.47220	1.47220	0.010	0.70272	50.00000	Averaged
82 n-Butylbenzene	2.32775	2.59750	2.59750	0.010	-11.58855	50.00000	Averaged
83 1,2-Dichlorobenzene	1.30847	1.36699	1.36699	0.010	-4.47222	50.00000	Averaged
84 1,2-Dibromo-3-chloropropane	0.10583	0.11189	0.11189	0.010	-5.72291	50.00000	Averaged
85 1,2,4-Trichlorobenzene	0.84675	0.91490	0.91490	0.010	-8.04910	50.00000	Averaged
87 Naphthalene	1.94875	2.08601	2.08601	0.010	-7.04339	50.00000	Averaged
86 Hexachlorobutadiene	0.54279	0.56710	0.56710	0.010	-4.47941	50.00000	Averaged
88 1,2,3-Trichlorobenzene	0.83409	0.86695	0.86695	0.010	-3.93936	50.00000	Averaged
98 Cyclohexane	0.58694	0.61948	0.61948	0.010	-5.54509	50.00000	Averaged

Data File: \\cansvr11\dd\chem\MSV\a3ux14.i\R00225A.b\148182.D
Report Date: 25-Feb-2010 12:55

TestAmerica North Canton

CONTINUING CALIBRATION COMPOUNDS

Instrument ID: a3ux14.i Injection Date: 25-FEB-2010 11:54
Lab File ID: 148182.D Init. Cal. Date(s): 08-JAN-2010 14-JAN-2010
Analysis Type: SOIL Init. Cal. Times: 12:27 17:14
Lab Sample ID: 250NG-CC Quant Type: ISTD
Method: \\cansvr11\dd\chem\MSV\a3ux14.i\R00225A.b\8260SUX14.m

COMPOUND	RRF / AMOUNT	RF250	CCAL RRF250	MIN RRF	%D / %DRIFT	MAX %D / %DRIFT	CURVE TYPE
143 Methyl Acetate	0.24297	0.25568	0.25568	0.010	-5.23198	50.00000	Averaged
144 Methylcyclohexane	0.50183	0.56292	0.56292	0.010	-12.17370	50.00000	Averaged
141 1,3,5-Trichlorobenzene	0.99845	1.06560	1.06560	0.010	-6.72626	50.00000	Averaged

Data File: \\cansvr11\dd\chem\MSV\a3ux14.i\R00225A.b\148182.D
Report Date: 25-Feb-2010 12:55

TestAmerica North Canton

VOLATILE REPORT SW-846 Method 8260A/8260B

Data file : \\cansvr11\dd\chem\MSV\a3ux14.i\R00225A.b\148182.D
Lab Smp Id: 250NG-CC
Inj Date : 25-FEB-2010 11:54
Operator : 2807 Inst ID: a3ux14.i
Smp Info : 250NG-CC
Misc Info : R00225A,8260SUX14,1-8260.SUB,2807,2
Comment :
Method : \\cansvr11\dd\chem\MSV\a3ux14.i\R00225A.b\8260SUX14.m
Meth Date : 25-Feb-2010 12:55 a3ux14.i Quant Type: ISTD
Cal Date : 14-JAN-2010 15:16 Cal File: 147364.D
Als bottle: 2 Continuing Calibration Sample
Dil Factor: 1.00000
Integrator: HP RTE Compound Sublist: 1-8260.SUB
Target Version: 4.14
Processing Host: CANPMSV26

Concentration Formula: Amt * DF * 1/Vo * CpndVariable

Name	Value	Description
DF	1.000	Dilution Factor
Vo	5.000	Sample Volume
Va	100.000	Injection Volume
Cpnd Variable		Local Compound Variable

Compounds	QUANT SIG MASS	RT	EXP RT	REL RT	RESPONSE	AMOUNTS CAL-AMT (ng)	ON-COL (ng)
* 1 Fluorobenzene	96	6.599	6.599	(1.000)	1478249	250.000	
* 2 Chlorobenzene-d5	117	9.332	9.332	(1.000)	1013027	250.000	
* 3 1,4-Dichlorobenzene-d4	152	11.308	11.308	(1.000)	566289	250.000	
$ 4 Dibromofluoromethane	113	5.901	5.901	(0.894)	384420	250.000	236.04
$ 5 1,2-Dichloroethane-d4	65	6.244	6.244	(0.946)	389324	250.000	233.16
$ 6 Toluene-d8	98	8.090	8.090	(0.867)	1451003	250.000	264.21
$ 7 Bromofluorobenzene	95	10.326	10.326	(0.913)	504315	250.000	240.18
8 Dichlorodifluoromethane	85	1.298	1.298	(0.197)	387977	250.000	259.49
9 Chloromethane	50	1.463	1.463	(0.222)	453559	250.000	209.83
10 Vinyl Chloride	62	1.570	1.570	(0.238)	402934	250.000	247.14
11 Bromomethane	94	1.889	1.889	(0.286)	176749	250.000	222.04
12 Chloroethane	64	1.996	1.996	(0.303)	224291	250.000	233.28
13 Trichlorofluoromethane	101	2.280	2.280	(0.346)	448710	250.000	285.78
15 Acrolein	56	2.741	2.741	(0.415)	419590	2500.00	2258.4
16 Acetone	43	2.931	2.931	(0.444)	265897	500.000	543.97
17 1,1-Dichloroethene	96	2.860	2.860	(0.433)	340993	250.000	241.44
18 Freon-113	151	2.895	2.895	(0.439)	292638	250.000	257.99
19 Iodomethane	142	3.037	3.037	(0.460)	589607	250.000	244.93
20 Carbon Disulfide	76	3.108	3.108	(0.471)	958460	250.000	236.93

21	Methylene Chloride	84	3.511	3.511 (0.532)	391105	250.000	244.45
22	Acetonitrile	41	3.298	3.298 (0.500)	500224	2500.00	2550.9
23	Acrylonitrile	53	3.889	3.889 (0.589)	302367	500.000	519.71

Data File: \\cansvr11\dd\chem\MSV\a3ux14.i\R00225A.b\148182.D
Report Date: 25-Feb-2010 12:55

	Compounds	QUANT SIG MASS	RT	EXP RT	REL RT	RESPONSE	AMOUNTS CAL-AMT (ng)	ON-COL (ng)
	24 Methyl tert-butyl ether	73	3.972	3.972	(0.602)	1002420	250.000	273.18
	25 trans-1,2-Dichloroethene	96	3.925	3.925	(0.595)	415228	250.000	253.17
	26 Hexane	86	4.398	4.398	(0.666)	95762	250.000	253.01
	27 Vinyl acetate	43	4.694	4.694	(0.711)	377043	250.000	199.26
	154 Vinyl Acetate**2nd**	86	4.694	4.694	(0.711)	32373	250.000	192.01(A)
	28 1,1-Dichloroethane	63	4.564	4.564	(0.692)	736419	250.000	250.92
	29 tert-Butyl Alcohol	59	3.783	3.783	(0.573)	735293	5000.00	5498.9
	30 2-Butanone	43	5.380	5.380	(0.815)	354762	500.000	468.33
M	31 1,2-Dichloroethene (total)	96				846479	500.000	
	32 cis-1,2-dichloroethene	96	5.333	5.333	(0.808)	431251	250.000	256.62
	33 2,2-Dichloropropane	77	5.321	5.321	(0.806)	280903	250.000	244.63
	34 Bromochloromethane	128	5.605	5.605	(0.849)	206719	250.000	253.08
	35 Chloroform	83	5.723	5.723	(0.867)	670655	250.000	249.30
	36 Tetrahydrofuran	42	5.676	5.676	(0.860)	118806	250.000	242.14
	37 1,1,1-Trichloroethane	97	5.913	5.913	(0.896)	517740	250.000	266.16
	38 1,1-Dichloropropene	75	6.090	6.090	(0.923)	539070	250.000	264.27
	39 Carbon Tetrachloride	117	6.090	6.090	(0.923)	526969	250.000	311.69
	40 1,2-Dichloroethane	62	6.327	6.327	(0.959)	495199	250.000	248.71
	41 Benzene	78	6.303	6.303	(0.955)	1564964	250.000	244.93
	42 Trichloroethene	130	6.966	6.966	(1.056)	431498	250.000	245.03
	43 1,2-Dichloropropane	63	7.167	7.167	(1.086)	391437	250.000	244.54
	44 1,4-Dioxane	88	7.309	7.309	(1.108)	164477	12500.0	12453
	45 Dibromomethane	93	7.273	7.273	(1.102)	204398	250.000	250.74
	46 Bromodichloromethane	83	7.439	7.439	(1.127)	421504	250.000	255.08
	47 2-Chloroethyl vinyl ether	63	7.723	7.723	(1.170)	354596	500.000	468.72
	48 cis-1,3-Dichloropropene	75	7.841	7.841	(1.188)	498338	250.000	245.21
	49 4-Methyl-2-pentanone	43	7.995	7.995	(0.857)	694815	500.000	567.96
	50 Toluene	91	8.149	8.149	(0.873)	1640180	250.000	274.12
	51 trans-1,3-Dichloropropene	75	8.338	8.338	(0.893)	418212	250.000	265.96
	52 Ethyl Methacrylate	69	8.433	8.433	(0.904)	363103	250.000	235.98
	53 1,1,2-Trichloroethane	97	8.492	8.492	(0.910)	285249	250.000	267.25
	54 1,3-Dichloropropane	76	8.634	8.634	(0.925)	478584	250.000	267.63
	55 Tetrachloroethene	164	8.622	8.622	(0.924)	337627	250.000	267.28
	56 2-Hexanone	43	8.717	8.717	(0.934)	464498	500.000	551.13
	57 Dibromochloromethane	129	8.835	8.835	(0.947)	312977	250.000	280.91
	58 1,2-Dibromoethane	107	8.930	8.930	(0.957)	279357	250.000	271.08
	59 Chlorobenzene	112	9.356	9.356	(1.003)	1054082	250.000	256.30
	60 1,1,1,2-Tetrachloroethane	131	9.427	9.427	(1.010)	361169	250.000	276.89
	61 Ethylbenzene	106	9.451	9.451	(1.013)	582689	250.000	274.88
	62 m + p-Xylene	106	9.557	9.557	(1.024)	1427725	500.000	556.73
	64 Xylene-o	106	9.889	9.889	(1.060)	680070	250.000	281.44
	65 Styrene	104	9.900	9.900	(1.061)	1071837	250.000	279.06
	66 Bromoform	173	10.054	10.054	(1.077)	182078	250.000	269.92
	67 Isopropylbenzene	105	10.196	10.196	(1.093)	1847417	250.000	284.88
	68 1,1,2,2-Tetrachloroethane	83	10.445	10.445	(0.924)	367815	250.000	264.78
	69 1,4-Dichloro-2-butene	53	10.492	10.492	(0.928)	105398	250.000	244.55
	70 1,2,3-Trichloropropane	110	10.480	10.480	(0.927)	102190	250.000	253.84
	71 Bromobenzene	156	10.456	10.456	(0.925)	422159	250.000	253.19
	72 n-Propylbenzene	120	10.551	10.551	(0.933)	521713	250.000	269.12
	73 2-Chlorotoluene	126	10.622	10.622	(0.939)	448145	250.000	284.15
	74 1,3,5-Trimethylbenzene	105	10.693	10.693	(0.946)	1513471	250.000	281.88
	75 4-Chlorotoluene	126	10.717	10.717	(0.948)	451068	250.000	270.86

76	tert-Butylbenzene	119	10.977	10.977 (0.971)	1397044	250.000	281.00
77	1,2,4-Trimethylbenzene	105	11.013	11.013 (0.974)	1538244	250.000	280.67

Data File: \\cansvr11\dd\chem\MSV\a3ux14.i\R00225A.b\148182.D
Report Date: 25-Feb-2010 12:55

						AMOUNTS	
	QUANT SIG					CAL-AMT	ON-COL
Compounds	MASS	RT	EXP RT	REL RT	RESPONSE	(ng)	(ng)
78 sec-Butylbenzene	105	11.155	11.155	(0.986)	2033440	250.000	284.40
79 4-Isopropyltoluene	119	11.273	11.273	(0.997)	1679851	250.000	276.44
80 1,3-Dichlorobenzene	146	11.249	11.249	(0.995)	828616	250.000	261.75
81 1,4-Dichlorobenzene	146	11.320	11.320	(1.001)	833688	250.000	248.24
82 n-Butylbenzene	91	11.616	11.616	(1.027)	1470938	250.000	278.97
83 1,2-Dichlorobenzene	146	11.640	11.640	(1.029)	774111	250.000	261.18
84 1,2-Dibromo-3-chloropropane	157	12.291	12.291	(1.087)	63363	250.000	264.31
85 1,2,4-Trichlorobenzene	180	12.989	12.989	(1.149)	518099	250.000	270.12
87 Naphthalene	128	13.178	13.178	(1.165)	1181285	250.000	267.61
86 Hexachlorobutadiene	225	13.131	13.131	(1.161)	321145	250.000	261.20
88 1,2,3-Trichlorobenzene	180	13.379	13.379	(1.183)	490945	250.000	259.85
98 Cyclohexane	56	5.972	5.972	(0.905)	915748	250.000	263.86
143 Methyl Acetate	43	3.392	3.392	(0.514)	755929	500.000	526.16
144 Methylcyclohexane	83	7.143	7.143	(1.082)	832136	250.000	280.43
141 1,3,5-Trichlorobenzene	180	12.468	12.468	(1.103)	603440	250.000	266.82

QC Flag Legend

A - Target compound detected but, quantitated amount exceeded maximum amount.

Data File: \\cansvr11\dd\chem\MSV\a3ux14.i\R00225A.b\148182.D
Report Date: 25-Feb-2010 12:55

TestAmerica North Canton

INTERNAL STANDARD COMPOUNDS
AREA AND RT SUMMARY

Instrument ID: a3ux14.i
Lab File ID: 148182.D
Lab Smp Id: 250NG-CC
Analysis Type: VOA
Quant Type: ISTD
Operator: 2807
Method File: \\cansvr11\dd\chem\MSV\a3ux14.i\R00225A.b\8260SUX14.m
Misc Info: R00225A,8260SUX14,1-8260.SUB,2807,2

Calibration Date: 25-FEB-2010
Calibration Time: 12:17
Level: LOW
Sample Type: SOIL

		AREA LIMIT			
COMPOUND	STANDARD	LOWER	UPPER	SAMPLE	%DIFF
1 Fluorobenzene	1456946	728473	2913892	1478249	1.46
2 Chlorobenzene-d5	1022977	511489	2045954	1013027	-0.97
3 1,4-Dichlorobenze	505203	252602	1010406	566289	12.09

		RT LIMIT			
COMPOUND	STANDARD	LOWER	UPPER	SAMPLE	%DIFF
1 Fluorobenzene	6.60	6.10	7.10	6.60	-0.01
2 Chlorobenzene-d5	9.33	8.83	9.83	9.33	-0.00
3 1,4-Dichlorobenze	11.31	10.81	11.81	11.31	-0.00

AREA UPPER LIMIT = +100% of internal standard area.
AREA LOWER LIMIT = - 50% of internal standard area.
RT UPPER LIMIT = + 0.50 minutes of internal standard RT.
RT LOWER LIMIT = - 0.50 minutes of internal standard RT.

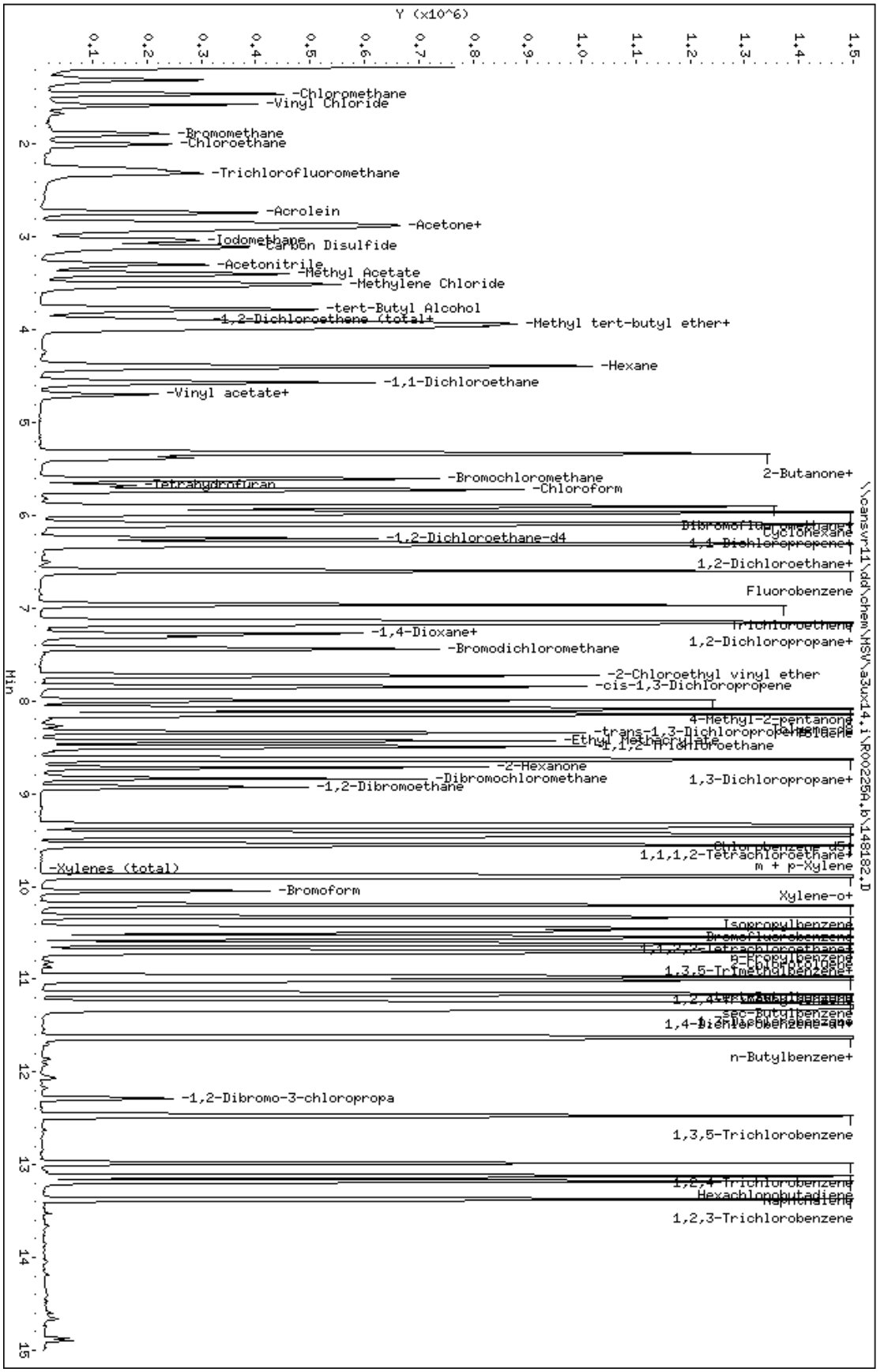

Data File: \\cansvr11\dd\chem\MSV\a3ux14.i\R00225A.b\148182.D
Date : 25-FEB-2010 11:54
Client ID:
Sample Info: 250NG-CC
Purge Volume: 5.0
Column phase: DB624

Instrument: a3ux14.i
Operator: 2807
Column diameter: 0.18

\\cansvr11\dd\chem\MSV\a3ux14.i\R00225A.b\148182.D

Data File: \\cansvr11\dd\chem\MSV\a3ux14.i\R00225A.b\148184.D
Report Date: 25-Feb-2010 13:27

TestAmerica North Canton

RECOVERY REPORT

Client Name: Client SDG: SDGa00468
Sample Matrix: SOLID Fraction: VOA
Lab Smp Id: QCMRL
Level: LOW Operator: 2807
Data Type: MS DATA SampleType: MRL
SpikeList File: MRL.spk Quant Type: ISTD
Sublist File: 1-8260.SUB
Method File: \\cansvr11\dd\chem\MSV\a3ux14.i\R00225A.b\8260SUX14.m
Misc Info: R00225A,8260SUX14,1-8260.SUB,2807,3

	SPIKE COMPOUND	CONC ADDED UG/KG	CONC RECOVERED UG/KG	% RECOVERED	LIMITS
*	1 Fluorobenzene	0.0000	50.000	0.00	0-0
*	2 Chlorobenzene-d5	0.0000	50.000	0.00	0-0
*	3 1,4-Dichlorobenzen	0.0000	50.000	0.00	0-0
$	6 Toluene-d8	50.000	51.792	103.58	50-150
$	7 Bromofluorobenzene	50.000	47.891	95.78	50-150
	60 1,1,1,2-Tetrachlor	5.000	4.999	99.98	70-130
	37 1,1,1-Trichloroeth	5.000	5.232	104.64	70-130
	68 1,1,2,2-Tetrachlor	5.000	4.724	94.49	70-130
	53 1,1,2-Trichloroeth	5.000	5.338	106.77	70-130
	28 1,1-Dichloroethane	5.000	5.073	101.47	70-130
	17 1,1-Dichloroethene	5.000	5.189	103.78	70-130
	38 1,1-Dichloropropen	5.000	4.988	99.77	70-130
	88 1,2,3-Trichloroben	5.000	4.882	97.65	70-130
	70 1,2,3-Trichloropro	5.000	5.352	107.03	70-130
	85 1,2,4-Trichloroben	5.000	5.097	101.93	70-130
	77 1,2,4-Trimethylben	5.000	4.819	96.37	70-130
	84 1,2-Dibromo-3-chlo	5.000	4.941	98.82	70-130
	58 1,2-Dibromoethane	5.000	4.901	98.02	70-130
	83 1,2-Dichlorobenzen	5.000	5.393	107.86	70-130
	40 1,2-Dichloroethane	5.000	5.040	100.80	70-130
	43 1,2-Dichloropropan	5.000	5.151	103.02	70-130
	74 1,3,5-Trimethylben	5.000	4.883	97.66	70-130
	80 1,3-Dichlorobenzen	5.000	5.455	109.11	70-130
	54 1,3-Dichloropropan	5.000	5.521	110.43	70-130
	81 1,4-Dichlorobenzen	5.000	5.423	108.45	70-130
	33 2,2-Dichloropropan	5.000	4.406	88.11	70-130
	30 2-Butanone	10.000	9.630	96.30	70-130
	73 2-Chlorotoluene	5.000	5.544	110.88	70-130
	56 2-Hexanone	10.000	10.347	103.47	70-130
	75 4-Chlorotoluene	5.000	5.317	106.33	70-130
	49 4-Methyl-2-pentano	10.000	9.946	99.47	70-130
	16 Acetone	10.000	9.874	98.74	70-130
	41 Benzene	5.000	4.982	99.63	70-130
	71 Bromobenzene	5.000	5.328	106.57	70-130
	34 Bromochloromethane	5.000	5.115	102.31	70-130
	46 Bromodichlorometha	5.000	4.694	93.89	70-130
	66 Bromoform	5.000	4.382	87.64	70-130
	11 Bromomethane	5.000	5.701	114.02	70-130

20 Carbon Disulfide	5.000	4.260	85.19	70-130
39 Carbon Tetrachlori	5.000	6.080	121.60	70-130

Data File: \\cansvr11\dd\chem\MSV\a3ux14.i\R00225A.b\148184.D
Report Date: 25-Feb-2010 13:27

	SPIKE COMPOUND	CONC ADDED UG/KG	CONC RECOVERED UG/KG	% RECOVERED	LIMITS
	59 Chlorobenzene	5.000	5.256	105.11	70-130
	57 Dibromochlorometha	5.000	4.591	91.82	70-130
	12 Chloroethane	5.000	5.356	107.12	70-130
	35 Chloroform	5.000	5.151	103.02	70-130
	9 Chloromethane	5.000	5.548	110.96	70-130
	32 cis-1,2-dichloroet	5.000	4.874	97.48	70-130
	48 cis-1,3-Dichloropr	5.000	4.357	87.13	70-130
	45 Dibromomethane	5.000	5.231	104.62	70-130
	8 Dichlorodifluorome	5.000	6.144	122.88	70-130
	61 Ethylbenzene	5.000	4.953	99.05	70-130
	86 Hexachlorobutadien	5.000	5.088	101.76	70-130
	67 Isopropylbenzene	5.000	4.694	93.89	70-130
	62 m + p-Xylene	10.000	10.268	102.68	70-130
	21 Methylene Chloride	5.000	3.974	79.48	70-130
	87 Naphthalene	5.000	4.064	81.28	70-130
	82 n-Butylbenzene	5.000	4.432	88.65	70-130
	72 n-Propylbenzene	5.000	4.778	95.57	70-130
	64 Xylene-o	5.000	5.068	101.36	70-130
	79 4-Isopropyltoluene	5.000	4.646	92.92	70-130
	78 sec-Butylbenzene	5.000	4.871	97.42	70-130
	65 Styrene	5.000	4.522	90.43	70-130
	76 tert-Butylbenzene	5.000	4.857	97.13	70-130
	55 Tetrachloroethene	5.000	5.416	108.32	70-130
	50 Toluene	5.000	6.020	120.41	70-130
	25 trans-1,2-Dichloro	5.000	5.190	103.80	70-130
	51 trans-1,3-Dichloro	5.000	4.380	87.60	70-130
	42 Trichloroethene	5.000	5.518	110.36	70-130
	13 Trichlorofluoromet	5.000	5.668	113.36	70-130
	10 Vinyl Chloride	5.000	5.970	119.40	70-130
	19 Iodomethane	5.000	5.089	101.78	70-130
	24 Methyl tert-butyl	5.000	4.978	99.57	70-130
	15 Acrolein	50.000	47.119	94.24	70-130
	18 Freon-113	5.000	5.706	114.11	70-130
	22 Acetonitrile	50.000	61.258	122.52	70-130
	23 Acrylonitrile	10.000	10.819	108.19	70-130
	26 Hexane	5.000	4.732	94.63	70-130
	29 tert-Butyl Alcohol	100.00	104.43	104.43	70-130
M	31 1,2-Dichloroethene	10.000	10.064	100.64	70-130
	36 Tetrahydrofuran	5.000	4.642	92.85	70-130
	47 2-Chloroethyl viny	10.000	9.216	92.17	70-130
	44 1,4-Dioxane	250.00	238.71	95.49	70-130
	52 Ethyl Methacrylate	5.000	4.299	85.98	70-130
M	63 Xylenes (total)	15.000	15.336	102.24	70-130
	69 1,4-Dichloro-2-but	5.000	4.351	87.02	70-130
	98 Cyclohexane	5.000	5.102	102.05	70-130
	141 1,3,5-Trichloroben	5.000	5.277	105.54	70-130
	143 Methyl Acetate	10.000	10.825	108.25	70-130
	144 Methylcyclohexane	5.000	4.872	97.44	70-130
	27 Vinyl acetate	5.000	2.328	46.57*	70-130

Data File: \\cansvr11\dd\chem\MSV\a3ux14.i\R00225A.b\148184.D
Report Date: 25-Feb-2010 13:27

TestAmerica North Canton

RECOVERY REPORT

Client Name: Client SDG: SDGa00468
Sample Matrix: SOLID Fraction: VOA
Lab Smp Id: QCMRL
Level: LOW Operator: 2807
Data Type: MS DATA SampleType: MRL
SpikeList File: MRL.spk Quant Type: ISTD
Sublist File: 1-8260.SUB
Method File: \\cansvr11\dd\chem\MSV\a3ux14.i\R00225A.b\8260SUX14.m
Misc Info: R00225A,8260SUX14,1-8260.SUB,2807,3

SURROGATE COMPOUND	CONC ADDED UG/KG	CONC RECOVERED UG/KG	% RECOVERED	LIMITS
$ 4 Dibromofluorometha	50.000	47.403	94.81	59-138
$ 5 1,2-Dichloroethane	50.000	47.731	95.46	61-130
$ 6 Toluene-d8	50.000	51.792	103.58	60-143
$ 7 Bromofluorobenzene	50.000	47.891	95.78	47-158

Data File: \\cansvr11\dd\chem\MSV\a3ux14.i\R00225A.b\148184.D
Report Date: 25-Feb-2010 13:27

TestAmerica North Canton

VOLATILE REPORT SW-846 Method 8260A/8260B

Data file : \\cansvr11\dd\chem\MSV\a3ux14.i\R00225A.b\148184.D
Lab Smp Id: QCMRL
Inj Date : 25-FEB-2010 12:40
Operator : 2807 Inst ID: a3ux14.i
Smp Info : QCMRL
Misc Info : R00225A,8260SUX14,1-8260.SUB,2807,3
Comment :
Method : \\cansvr11\dd\chem\MSV\a3ux14.i\R00225A.b\8260SUX14.m
Meth Date : 25-Feb-2010 12:55 macenczaks Quant Type: ISTD
Cal Date : 14-JAN-2010 15:16 Cal File: 147364.D
Als bottle: 4 QC Sample: MRL
Dil Factor: 1.00000
Integrator: HP RTE Compound Sublist: 1-8260.SUB
Target Version: 4.14
Processing Host: CANPMSV26

Concentration Formula: Amt * DF * 1/Vo * CpndVariable

Name	Value	Description
DF	1.000	Dilution Factor
Vo	5.000	Sample Volume
Va	100.000	Injection Volume
Cpnd Variable		Local Compound Variable

Compounds	QUANT SIG MASS	RT	EXP RT	REL RT	RESPONSE	CONCENTRATIONS ON-COLUMN (ng)	FINAL (UG/KG)
* 1 Fluorobenzene	96	6.599	6.599	(1.000)	1412128	250.000	
* 2 Chlorobenzene-d5	117	9.333	9.332	(1.000)	990006	250.000	
* 3 1,4-Dichlorobenzene-d4	152	11.309	11.308	(1.000)	557244	250.000	
$ 4 Dibromofluoromethane	113	5.901	5.901	(0.894)	368735	237.014	47.403
$ 5 1,2-Dichloroethane-d4	65	6.244	6.244	(0.946)	380673	238.657	47.731
$ 6 Toluene-d8	98	8.090	8.090	(0.867)	1389844	258.962	51.792
$ 7 Bromofluorobenzene	95	10.327	10.326	(0.913)	494769	239.457	47.891
8 Dichlorodifluoromethane	85	1.298	1.298	(0.197)	43876	30.7199	6.144
9 Chloromethane	50	1.452	1.463	(0.220)	57279	27.7401	5.548
10 Vinyl Chloride	62	1.570	1.570	(0.238)	46489	29.8494	5.970
11 Bromomethane	94	1.890	1.889	(0.286)	21675	28.5039	5.701
12 Chloroethane	64	2.008	1.996	(0.304)	24597	26.7804	5.356
13 Trichlorofluoromethane	101	2.268	2.280	(0.344)	42509	28.3412	5.668
15 Acrolein	56	2.742	2.741	(0.416)	41814	235.596	47.119
16 Acetone	43	2.943	2.931	(0.446)	48411	49.3720	9.874
17 1,1-Dichloroethene	96	2.860	2.860	(0.433)	35005	25.9453	5.189
18 Freon-113	151	2.896	2.895	(0.439)	30911	28.5277	5.706
19 Iodomethane	142	3.038	3.037	(0.460)	58511	25.4447	5.089
20 Carbon Disulfide	76	3.109	3.108	(0.471)	82303	21.2977	4.260

21 Methylene Chloride	84	3.511	3.511 (0.532)	59998	19.8691	3.974
22 Acetonitrile	41	3.298	3.298 (0.500)	57376	306.293	61.258
23 Acrylonitrile	53	3.889	3.889 (0.589)	30065	54.0951	10.819

Data File: \\cansvr11\dd\chem\MSV\a3ux14.i\R00225A.b\148184.D
Report Date: 25-Feb-2010 13:27

	Compounds	QUANT SIG MASS	RT	EXP RT	REL RT	RESPONSE	CONCENTRATIONS ON-COLUMN (ng)	FINAL (UG/KG)
	24 Methyl tert-butyl ether	73	3.972	3.972	(0.602)	87255	24.8921	4.978
	25 trans-1,2-Dichloroethene	96	3.925	3.925	(0.595)	40657	25.9497	5.190
	26 Hexane	86	4.398	4.398	(0.666)	8554	23.6583	4.732
	27 Vinyl acetate	43	4.694	4.694	(0.711)	21043	11.6414	2.328(R)
	154 Vinyl Acetate**2nd**	86	4.706	4.694	(0.713)	1366	8.48145	1.696(A)
	28 1,1-Dichloroethane	63	4.564	4.564	(0.692)	71117	25.3667	5.073
	29 tert-Butyl Alcohol	59	3.771	3.783	(0.571)	66697	522.152	104.43
	30 2-Butanone	43	5.380	5.380	(0.815)	34841	48.1479	9.630
M	31 1,2-Dichloroethene (total)	96				79780	50.3200	10.064
	32 cis-1,2-dichloroethene	96	5.333	5.333	(0.808)	39123	24.3703	4.874
	33 2,2-Dichloropropane	77	5.321	5.321	(0.806)	24164	22.0287	4.406
	34 Bromochloromethane	128	5.605	5.605	(0.849)	19957	25.5769	5.115
	35 Chloroform	83	5.724	5.723	(0.867)	66186	25.7548	5.151
	36 Tetrahydrofuran	42	5.688	5.676	(0.862)	10880	23.2125	4.642
	37 1,1,1-Trichloroethane	97	5.913	5.913	(0.896)	48612	26.1609	5.232
	38 1,1-Dichloropropene	75	6.090	6.090	(0.923)	48602	24.9422	4.988
	39 Carbon Tetrachloride	117	6.090	6.090	(0.923)	49098	30.3999	6.080
	40 1,2-Dichloroethane	62	6.327	6.327	(0.959)	47930	25.1996	5.040
	41 Benzene	78	6.303	6.303	(0.955)	152029	24.9077	4.982
	42 Trichloroethene	130	6.966	6.966	(1.056)	46412	27.5897	5.518
	43 1,2-Dichloropropane	63	7.167	7.167	(1.086)	39382	25.7547	5.151
	44 1,4-Dioxane	88	7.321	7.309	(1.109)	15059	1193.57	238.71
	45 Dibromomethane	93	7.274	7.273	(1.102)	20367	26.1549	5.231
	46 Bromodichloromethane	83	7.439	7.439	(1.127)	37051	23.4723	4.694
	47 2-Chloroethyl vinyl ether	63	7.723	7.723	(1.170)	27110	46.0828	9.216
	48 cis-1,3-Dichloropropene	75	7.842	7.841	(1.188)	42291	21.7837	4.357
	49 4-Methyl-2-pentanone	43	7.996	7.995	(0.857)	59458	49.7330	9.946
	50 Toluene	91	8.149	8.149	(0.873)	176019	30.1022	6.020
	51 trans-1,3-Dichloropropene	75	8.339	8.338	(0.894)	33656	21.9008	4.380
	52 Ethyl Methacrylate	69	8.433	8.433	(0.904)	26259	21.4938	4.299
	53 1,1,2-Trichloroethane	97	8.492	8.492	(0.910)	27842	26.6914	5.338
	54 1,3-Dichloropropane	76	8.634	8.634	(0.925)	48246	27.6069	5.521
	55 Tetrachloroethene	164	8.623	8.622	(0.924)	33431	27.0807	5.416
	56 2-Hexanone	43	8.717	8.717	(0.934)	42614	51.7375	10.347
	57 Dibromochloromethane	129	8.836	8.835	(0.947)	24994	22.9549	4.591
	58 1,2-Dibromoethane	107	8.930	8.930	(0.957)	24680	24.5052	4.901
	59 Chlorobenzene	112	9.356	9.356	(1.003)	105615	26.2777	5.256
	60 1,1,1,2-Tetrachloroethane	131	9.427	9.427	(1.010)	31860	24.9938	4.999
	61 Ethylbenzene	106	9.451	9.451	(1.013)	51300	24.7637	4.953
	62 m + p-Xylene	106	9.557	9.557	(1.024)	128674	51.3420	10.268
M	63 Xylenes (total)	106				188515	76.6830	15.336
	64 Xylene-o	106	9.889	9.889	(1.060)	59841	25.3410	5.068
	65 Styrene	104	9.901	9.900	(1.061)	84863	22.6081	4.522
	66 Bromoform	173	10.054	10.054	(1.077)	14444	21.9106	4.382
	67 Isopropylbenzene	105	10.196	10.196	(1.093)	148757	23.4723	4.694
	68 1,1,2,2-Tetrachloroethane	83	10.445	10.445	(0.924)	32290	23.6222	4.724
	69 1,4-Dichloro-2-butene	53	10.492	10.492	(0.928)	9226	21.7540	4.351
	70 1,2,3-Trichloropropane	110	10.480	10.480	(0.927)	10600	26.7583	5.352
	71 Bromobenzene	156	10.457	10.456	(0.925)	43712	26.6422	5.328
	72 n-Propylbenzene	120	10.551	10.551	(0.933)	45577	23.8917	4.778
	73 2-Chlorotoluene	126	10.622	10.622	(0.939)	43019	27.7190	5.544
	74 1,3,5-Trimethylbenzene	105	10.693	10.693	(0.946)	128989	24.4139	4.883

75	4-Chlorotoluene	126	10.705	10.717 (0.947)	43562	26.5834	5.317
76	tert-Butylbenzene	119	10.977	10.977 (0.971)	118800	24.2833	4.857

Data File: \\cansvr11\dd\chem\MSV\a3ux14.i\R00225A.b\148184.D
Report Date: 25-Feb-2010 13:27

	Compounds	QUANT SIG MASS	RT	EXP RT	REL RT	RESPONSE	CONCENTRATIONS ON-COLUMN (ng)	CONCENTRATIONS FINAL (UG/KG)
77	1,2,4-Trimethylbenzene	105	11.013	11.013	(0.974)	129936	24.0934	4.819
78	sec-Butylbenzene	105	11.155	11.155	(0.986)	171352	24.3546	4.871
79	4-Isopropyltoluene	119	11.273	11.273	(0.997)	138902	23.2290	4.646
80	1,3-Dichlorobenzene	146	11.250	11.249	(0.995)	84971	27.2772	5.455
81	1,4-Dichlorobenzene	146	11.321	11.320	(1.001)	89601	27.1131	5.423
82	n-Butylbenzene	91	11.616	11.616	(1.027)	114984	22.1613	4.432
83	1,2-Dichlorobenzene	146	11.640	11.640	(1.029)	78643	26.9644	5.393
84	1,2-Dibromo-3-chloropropane	157	12.291	12.291	(1.087)	5828	24.7050	4.941
85	1,2,4-Trichlorobenzene	180	12.989	12.989	(1.149)	48097	25.4835	5.097
87	Naphthalene	128	13.178	13.178	(1.165)	88269	20.3210	4.064
86	Hexachlorobutadiene	225	13.131	13.131	(1.161)	30779	25.4400	5.088
88	1,2,3-Trichlorobenzene	180	13.379	13.379	(1.183)	45385	24.4114	4.882
98	Cyclohexane	56	5.972	5.972	(0.905)	84582	25.5125	5.102
143	Methyl Acetate	43	3.404	3.392	(0.516)	74285	54.1267	10.825
144	Methylcyclohexane	83	7.144	7.143	(1.082)	69053	24.3609	4.872
141	1,3,5-Trichlorobenzene	180	12.468	12.468	(1.103)	58719	26.3845	5.277

QC Flag Legend

A - Target compound detected but, quantitated amount
    exceeded maximum amount.
R - Spike/Surrogate failed recovery limits.

Data File: \\cansvr11\dd\chem\MSV\a3ux14.i\R00225A.b\148184.D
Report Date: 25-Feb-2010 13:27

TestAmerica North Canton

INTERNAL STANDARD COMPOUNDS
AREA AND RT SUMMARY

Instrument ID: a3ux14.i
Lab File ID: 148184.D
Lab Smp Id: QCMRL
Analysis Type: VOA
Quant Type: ISTD
Operator: 2807
Method File: \\cansvr11\dd\chem\MSV\a3ux14.i\R00225A.b\8260SUX14.m
Misc Info: R00225A,8260SUX14,1-8260.SUB,2807,3

Calibration Date: 25-FEB-2010
Calibration Time: 11:54
Level: LOW
Sample Type: SOIL

		AREA LIMIT			
COMPOUND	STANDARD	LOWER	UPPER	SAMPLE	%DIFF
1 Fluorobenzene	1478249	739125	2956498	1412128	-4.47
2 Chlorobenzene-d5	1013027	506514	2026054	990006	-2.27
3 1,4-Dichlorobenze	566289	283145	1132578	557244	-1.60

		RT LIMIT			
COMPOUND	STANDARD	LOWER	UPPER	SAMPLE	%DIFF
1 Fluorobenzene	6.60	6.10	7.10	6.60	0.00
2 Chlorobenzene-d5	9.33	8.83	9.83	9.33	0.00
3 1,4-Dichlorobenze	11.31	10.81	11.81	11.31	0.00

AREA UPPER LIMIT = +100% of internal standard area.
AREA LOWER LIMIT = - 50% of internal standard area.
RT UPPER LIMIT = + 0.50 minutes of internal standard RT.
RT LOWER LIMIT = - 0.50 minutes of internal standard RT.

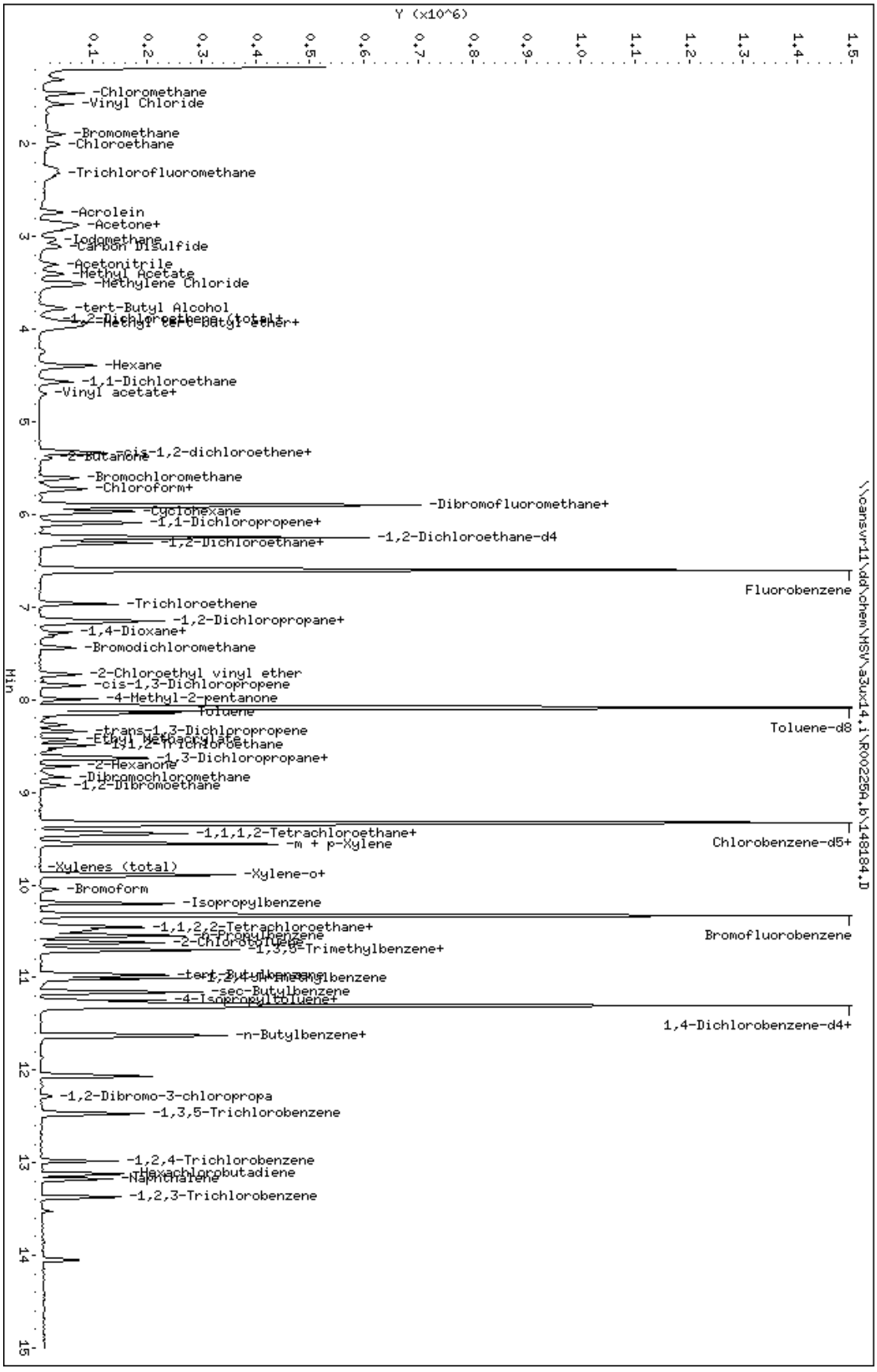
Data File: \\cansvr11\dd\chem\MSV\a3ux14.i\R00225A.b\148184.D
Date : 25-FEB-2010 12:40
Client ID:
Sample Info: QCHRL
Purge Volume: 5.0
Column phase: DB624
Instrument: a3ux14.i
Operator: 2807
Column diameter: 0.18
\\cansvr11\dd\chem\MSV\a3ux14.i\R00225A.b\148184.D
Y (x10^6)
Min
-Chloromethane
-Vinyl Chloride
-Bromomethane
-Chloroethane
-Trichlorofluoromethane
-Acrolein
-Acetone+
-Iodomethane
-Carbon Disulfide
-Acetonitrile
-Methyl Acetate
-Methylene Chloride
-tert-Butyl Alcohol
-1,2-Dichloroethene (total)
-Methyl tert-butyl ether+
-Hexane
-1,1-Dichloroethane
-Vinyl acetate+
-cis-1,2-dichloroethene+
-2-Butanone
-Bromochloromethane
-Chloroform+
-Dibromofluoromethane+
-Cyclohexane
-1,1-Dichloropropene+
-1,2-Dichloroethane-d4
-1,2-Dichloroethane+
Fluorobenzene
-Trichloroethene
-1,2-Dichloropropane+
-1,4-Dioxane+
-Bromodichloromethane
-2-Chloroethyl vinyl ether
-cis-1,3-Dichloropropene
-4-Methyl-2-pentanone
Toluene
Toluene-d8
-trans-1,3-Dichloropropene
-Ethyl methacrylate+
-1,1,2-Trichloroethane
-1,3-Dichloropropane+
-2-Hexanone
-Dibromochloromethane
-1,2-Dibromoethane
-1,1,1,2-Tetrachloroethane+
-m + p-Xylene
Chlorobenzene-d5+
-Xylenes (total)
-Xylene-o+
-Bromoform
-Isopropylbenzene
-1,1,2,2-Tetrachloroethane+
-n-Propylbenzene
Bromofluorobenzene
-2-Chlorotoluene
-1,3,5-Trimethylbenzene+
-tert-Butylbenzene
-1,2,4-Trimethylbenzene
-sec-Butylbenzene
-4-Isopropyltoluene+
1,4-Dichlorobenzene-d4+
-n-Butylbenzene+
-1,2-Dibromo-3-chloropropa
-1,3,5-Trichlorobenzene
-1,2,4-Trichlorobenzene
-Hexachlorobutadiene
-Naphthalene
-1,2,3-Trichlorobenzene

Data File: \\cansvr11\dd\chem\MSV\a3ux14.i\R00225A.b\148187.D
Report Date: 25-Feb-2010 14:09

TestAmerica North Canton

VOLATILE REPORT SW-846 Method 8260A/8260B

Data file : \\cansvr11\dd\chem\MSV\a3ux14.i\R00225A.b\148187.D
Lab Smp Id: QCMDL
Inj Date : 25-FEB-2010 13:46
Operator : 2807 Inst ID: a3ux14.i
Smp Info : QCMDL
Misc Info : R00225A,8260SUX14,,2807
Comment :
Method : \\cansvr11\dd\chem\MSV\a3ux14.i\R00225A.b\8260SUX14.m
Meth Date : 25-Feb-2010 12:55 macenczaks Quant Type: ISTD
Cal Date : 14-JAN-2010 15:16 Cal File: 147364.D
Als bottle: 7
Dil Factor: 1.00000
Integrator: HP RTE Compound Sublist: 4-8260+IX.sub
Target Version: 4.14
Processing Host: CANSVR11

Concentration Formula: Amt * DF * 1/Vo * CpndVariable

Name	Value	Description
DF	1.000	Dilution Factor
Vo	5.000	Sample Volume
Va	100.000	Injection Volume
Cpnd Variable		Local Compound Variable

	Compounds	QUANT SIG MASS	RT	EXP RT	REL RT	RESPONSE	CONCENTRATIONS ON-COLUMN (ng)	FINAL (UG/KG)
* 1	Fluorobenzene	96	6.599	6.599	(1.000)	1466939	250.000	
* 2	Chlorobenzene-d5	117	9.332	9.332	(1.000)	1042760	250.000	
* 3	1,4-Dichlorobenzene-d4	152	11.309	11.308	(1.000)	554386	250.000	
$ 4	Dibromofluoromethane	113	5.901	5.901	(0.894)	361645	223.771	44.754
$ 5	1,2-Dichloroethane-d4	65	6.244	6.244	(0.946)	371810	224.391	44.878
$ 6	Toluene-d8	98	8.090	8.090	(0.867)	1377052	243.598	48.720
$ 7	Bromofluorobenzene	95	10.326	10.326	(0.913)	489697	238.224	47.645
8	Dichlorodifluoromethane	85	1.310	1.298	(0.199)	5054	3.40635	0.6813
9	Chloromethane	50	1.452	1.463	(0.220)	10192	4.75154	0.9503
10	Vinyl Chloride	62	1.570	1.570	(0.238)	7065	4.36676	0.8734
11	Bromomethane	94	1.890	1.889	(0.286)	5181	6.55874	1.312
12	Chloroethane	64	2.008	1.996	(0.304)	4654	4.87780	0.9756
13	Trichlorofluoromethane	101	2.268	2.280	(0.344)	5376	3.45031	0.6901
15	Acrolein	56	2.742	2.741	(0.415)	8670	47.0249	9.405
16	Acetone	43	Compound Not Detected.					
17	1,1-Dichloroethene	96	2.860	2.860	(0.433)	5785	4.12757	0.8255
18	Freon-113	151	2.895	2.895	(0.439)	5242	4.65707	0.9314
19	Iodomethane	142	3.037	3.037	(0.460)	11494	4.81163	0.9623
20	Carbon Disulfide	76	3.097	3.108	(0.469)	16036	3.99462	0.7989
21	Methylene Chloride	84	Compound Not Detected.					

22 Acetonitrile	41	3.298	3.298 (0.500)	15546	79.8891	15.978
23 Acrylonitrile	53	Compound Not Detected.				

Data File: \\cansvr11\dd\chem\MSV\a3ux14.i\R00225A.b\148187.D
Report Date: 25-Feb-2010 14:09

	Compounds	QUANT SIG MASS	RT	EXP RT	REL RT	RESPONSE	CONCENTRATIONS ON-COLUMN (ng)	FINAL (UG/KG)
24	Methyl tert-butyl ether	73	3.972	3.972	(0.602)	17797	4.88743	0.9775
25	trans-1,2-Dichloroethene	96	3.937	3.925	(0.597)	8281	5.08793	1.018
26	Hexane	86	4.386	4.398	(0.665)	1676	4.46222	0.8924
27	Vinyl acetate	43	4.706	4.694	(0.713)	7144	3.80454	0.7609
154	Vinyl Acetate**2nd**	86	4.706	4.694	(0.713)	536	3.20366	0.6407(aA)
28	1,1-Dichloroethane	63	4.564	4.564	(0.692)	14557	4.99833	0.9997
29	tert-Butyl Alcohol	59	3.771	3.783	(0.571)	13416	101.106	20.221
30	2-Butanone	43	5.392	5.380	(0.817)	8694	11.5656	2.313
M 31	1,2-Dichloroethene (total)	96				17099	10.3756	2.075
32	cis-1,2-dichloroethene	96	5.333	5.333	(0.808)	8818	5.28763	1.058
33	2,2-Dichloropropane	77	5.321	5.321	(0.806)	4979	4.36942	0.8739
34	Bromochloromethane	128	5.617	5.605	(0.851)	4065	5.01506	1.003
35	Chloroform	83	5.723	5.723	(0.867)	12608	4.72280	0.9446
36	Tetrahydrofuran	42	5.700	5.676	(0.864)	3158	6.48586	1.297
37	1,1,1-Trichloroethane	97	5.913	5.913	(0.896)	9741	5.04631	1.009
38	1,1-Dichloropropene	75	6.090	6.090	(0.923)	9949	4.91498	0.9830
39	Carbon Tetrachloride	117	6.090	6.090	(0.923)	8447	5.03469	1.007
40	1,2-Dichloroethane	62	6.327	6.327	(0.959)	10608	5.36885	1.074
41	Benzene	78	6.303	6.303	(0.955)	33814	5.33293	1.066
42	Trichloroethene	130	6.966	6.966	(1.056)	8621	4.93328	0.9866
43	1,2-Dichloropropane	63	7.167	7.167	(1.086)	7627	4.80148	0.9603
44	1,4-Dioxane	88	7.321	7.309	(1.109)	2680	204.478	40.896
45	Dibromomethane	93	7.274	7.273	(1.102)	3681	4.55044	0.9101
46	Bromodichloromethane	83	7.439	7.439	(1.127)	7403	4.51467	0.9029
47	2-Chloroethyl vinyl ether	63	7.723	7.723	(1.170)	4165	14.7527	2.950
48	cis-1,3-Dichloropropene	75	7.841	7.841	(1.188)	8373	4.15171	0.8303
49	4-Methyl-2-pentanone	43	7.995	7.995	(0.857)	10541	8.37084	1.674
50	Toluene	91	8.137	8.149	(0.872)	62445	10.1389	2.028
51	trans-1,3-Dichloropropene	75	8.338	8.338	(0.893)	7270	4.49145	0.8983
52	Ethyl Methacrylate	69	8.433	8.433	(0.904)	5198	7.57462	1.515
53	1,1,2-Trichloroethane	97	8.492	8.492	(0.910)	6023	5.48197	1.096
54	1,3-Dichloropropane	76	8.634	8.634	(0.925)	10470	5.68797	1.138
55	Tetrachloroethene	164	8.622	8.622	(0.924)	7292	5.60804	1.122
56	2-Hexanone	43	8.717	8.717	(0.934)	8402	9.68477	1.937
57	Dibromochloromethane	129	8.835	8.835	(0.947)	5361	4.67454	0.9349
58	1,2-Dibromoethane	107	8.930	8.930	(0.957)	5668	5.34314	1.069
59	Chlorobenzene	112	9.356	9.356	(1.003)	23633	5.58256	1.116
60	1,1,1,2-Tetrachloroethane	131	9.427	9.427	(1.010)	7122	5.30447	1.061
61	Ethylbenzene	106	9.451	9.451	(1.013)	11511	5.27552	1.055
62	m + p-Xylene	106	9.557	9.557	(1.024)	25094	9.50616	1.901
M 63	Xylenes (total)	106				36416	14.0581	2.812
64	Xylene-o	106	9.889	9.889	(1.060)	11322	4.55199	0.9104
65	Styrene	104	9.900	9.900	(1.061)	15846	4.00792	0.8016
66	Bromoform	173	10.054	10.054	(1.077)	2960	4.26297	0.8526
67	Isopropylbenzene	105	10.196	10.196	(1.093)	25533	3.82501	0.7650
68	1,1,2,2-Tetrachloroethane	83	10.445	10.445	(0.924)	7178	5.27825	1.056
69	1,4-Dichloro-2-butene	53	10.492	10.492	(0.928)	2962	7.02012	1.404
70	1,2,3-Trichloropropane	110	10.480	10.480	(0.927)	2235	5.67106	1.134
71	Bromobenzene	156	10.457	10.456	(0.925)	10209	6.25441	1.251
72	n-Propylbenzene	120	10.551	10.551	(0.933)	8096	4.26585	0.8532
73	2-Chlorotoluene	126	10.622	10.622	(0.939)	8071	5.22731	1.045
74	1,3,5-Trimethylbenzene	105	10.693	10.693	(0.946)	21866	4.15994	0.8320

75	4-Chlorotoluene	126	10.705	10.717 (0.947)	8708	5.34140	1.068
76	tert-Butylbenzene	119	10.977	10.977 (0.971)	18251	3.74982	0.7500

Data File: \\cansvr11\dd\chem\MSV\a3ux14.i\R00225A.b\148187.D
Report Date: 25-Feb-2010 14:09

	Compounds	QUANT SIG MASS	RT	EXP RT	REL RT	RESPONSE	CONCENTRATIONS ON-COLUMN (ng)	FINAL (UG/KG)
77	1,2,4-Trimethylbenzene	105	11.013	11.013	(0.974)	21784	4.06012	0.8120
78	sec-Butylbenzene	105	11.155	11.155	(0.986)	24694	3.52791	0.7056
79	4-Isopropyltoluene	119	11.273	11.273	(0.997)	20264	3.40629	0.6812
80	1,3-Dichlorobenzene	146	11.249	11.249	(0.995)	17595	5.67743	1.135
81	1,4-Dichlorobenzene	146	11.320	11.320	(1.001)	22413	6.81710	1.363
82	n-Butylbenzene	91	11.616	11.616	(1.027)	20399	3.95185	0.7904
83	1,2-Dichlorobenzene	146	11.640	11.640	(1.029)	16916	5.82990	1.166
84	1,2-Dibromo-3-chloropropane	157	Compound Not Detected.					
85	1,2,4-Trichlorobenzene	180	12.989	12.989	(1.149)	14334	7.63382	1.527
86	Hexachlorobutadiene	225	13.131	13.131	(1.161)	6764	5.61952	1.124
87	Naphthalene	128	13.178	13.178	(1.165)	30321	7.01640	1.403
88	1,2,3-Trichlorobenzene	180	13.367	13.379	(1.182)	15839	8.56329	1.713
146	2-Methylnaphthalene	142	14.042	14.054	(1.242)	1414	12.1801	2.436
89	Ethyl Ether	59	Compound Not Detected.					
91	3-Chloropropene	76	Compound Not Detected.					
92	Isopropyl Ether	87	Compound Not Detected.					
93	2-Chloro-1,3-butadiene	53	Compound Not Detected.					
14	Dichlorofluoromethane	67	Compound Not Detected.					
94	Propionitrile	54	Compound Not Detected.					
95	Ethyl Acetate	43	Compound Not Detected.					
96	Methacrylonitrile	67	Compound Not Detected.					
97	Isobutanol	42	Compound Not Detected.					
99	n-Butanol	56	Compound Not Detected.					
100	Methyl Methacrylate	41	Compound Not Detected.					
25	Cyclohexanone	55	10.267	10.267	(0.908)	1142	48.0601	9.612
101	2-Nitropropane	41	Compound Not Detected.					
98	Cyclohexane	56	5.972	5.972	(0.905)	28846	8.37574	1.675
143	Methyl Acetate	43	3.404	3.392	(0.516)	18051	12.6612	2.532
144	Methylcyclohexane	83	7.143	7.143	(1.082)	10934	3.71323	0.7426
141	1,3,5-Trichlorobenzene	180	12.468	12.468	(1.103)	11164	5.04223	1.008
156	tert-Butyl Ethyl ether	59	Compound Not Detected.					
157	tert-Amyl Methyl ether	73	Compound Not Detected.					
158	1,2,3-Trimethylbenzene	105	11.368	11.368	(1.005)	1960	0.37388	0.07478(aA)

QC Flag Legend

a - Target compound detected but, quantitated amount
Below Limit Of Quantitation(BLOQ).
A - Target compound detected but, quantitated amount
exceeded maximum amount.

Data File: \\cansvr11\dd\chem\MSV\a3ux14.i\R00225A.b\148187.D
Report Date: 25-Feb-2010 14:09

TestAmerica North Canton

INTERNAL STANDARD COMPOUNDS
AREA AND RT SUMMARY

Instrument ID: a3ux14.i
Lab File ID: 148187.D
Lab Smp Id: QCMDL
Analysis Type: VOA
Quant Type: ISTD
Operator: 2807
Method File: \\cansvr11\dd\chem\MSV\a3ux14.i\R00225A.b\8260SUX14.m
Misc Info: R00225A,8260SUX14,,2807

Calibration Date: 25-FEB-2010
Calibration Time: 11:54
Level: LOW
Sample Type: SOIL

		AREA LIMIT			
COMPOUND	STANDARD	LOWER	UPPER	SAMPLE	%DIFF
1 Fluorobenzene	1478249	739125	2956498	1466939	-0.77
2 Chlorobenzene-d5	1013027	506514	2026054	1042760	2.94
3 1,4-Dichlorobenze	566289	283145	1132578	554386	-2.10

		RT LIMIT			
COMPOUND	STANDARD	LOWER	UPPER	SAMPLE	%DIFF
1 Fluorobenzene	6.60	6.10	7.10	6.60	0.00
2 Chlorobenzene-d5	9.33	8.83	9.83	9.33	0.00
3 1,4-Dichlorobenze	11.31	10.81	11.81	11.31	0.00

AREA UPPER LIMIT = +100% of internal standard area.
AREA LOWER LIMIT = - 50% of internal standard area.
RT UPPER LIMIT = + 0.50 minutes of internal standard RT.
RT LOWER LIMIT = - 0.50 minutes of internal standard RT.

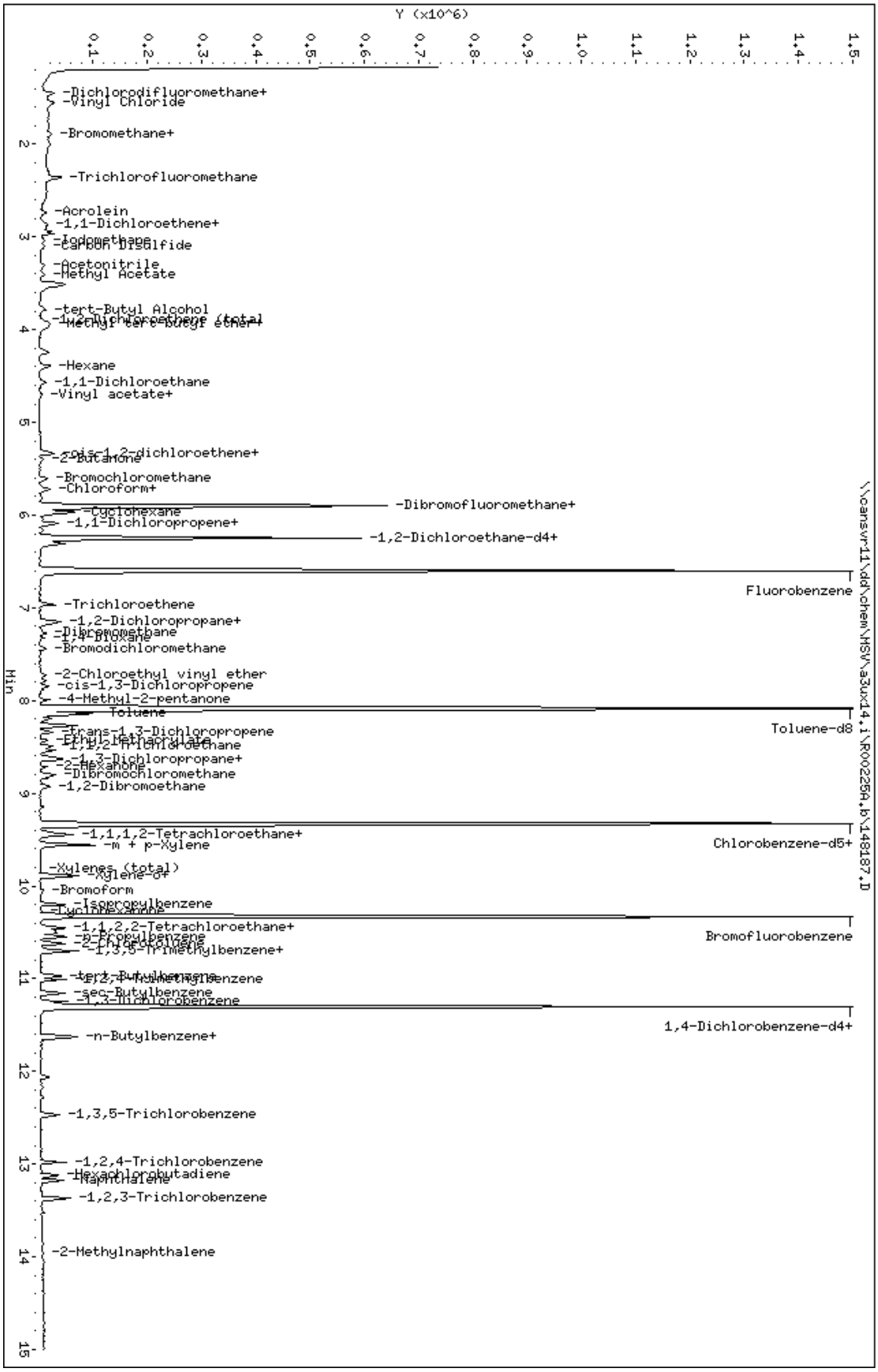
Data File: \\cansvr11\dd\chem\MSV\a3ux14.i\R00225A.b\148187.D
Date : 25-FEB-2010 13:46
Client ID:
Sample Info: QCMDL
Purge Volume: 5.0
Column phase: DB624
Instrument: a3ux14.i
Operator: 2807
Column diameter: 0.18
\\cansvr11\dd\chem\MSV\a3ux14.i\R00225A.b\148187.D
Y (x10^6)
Min
-Dichlorodifluoromethane+
-Vinyl Chloride
-Bromomethane+
-Trichlorofluoromethane
-Acrolein
-1,1-Dichloroethene+
-Iodomethane
-Carbon Disulfide
-Acetonitrile
-Methyl Acetate
-tert-Butyl Alcohol
-1,2-Dichloroethene (total)
-Methyl tert-butyl ether
-Hexane
-1,1-Dichloroethane
-Vinyl acetate+
-cis-1,2-dichloroethene+
-2-Butanone
-Bromochloromethane
-Chloroform+
-Cyclohexane
-1,1-Dichloropropene+
-Dibromofluoromethane+
-1,2-Dichloroethane-d4+
Fluorobenzene
-Trichloroethene
-1,2-Dichloropropane+
-Dibromomethane
-1,4-Dioxane
-Bromodichloromethane
-2-Chloroethyl vinyl ether
-cis-1,3-Dichloropropene
-4-Methyl-2-pentanone
Toluene
Toluene-d8
-trans-1,3-Dichloropropene
-Ethyl Methacrylate
-1,1,2-Trichloroethane
-1,3-Dichloropropane+
-2-Hexanone
-Dibromochloromethane
-1,2-Dibromoethane
-1,1,1,2-Tetrachloroethane+
-m + p-Xylene
Chlorobenzene-d5+
-Xylenes (total)
-Xylene-o+
-Bromoform
-Isopropylbenzene
-Cyclohexanone
-1,1,2,2-Tetrachloroethane+
-n-Propylbenzene
-2-Chlorotoluene
-1,3,5-Trimethylbenzene+
-tert-Butylbenzene
-1,2,4-Trimethylbenzene
-sec-Butylbenzene
-1,3-Dichlorobenzene
Bromofluorobenzene
1,4-Dichlorobenzene-d4+
-n-Butylbenzene+
-1,3,5-Trichlorobenzene
-1,2,4-Trichlorobenzene
-Hexachlorobutadiene
-Naphthalene
-1,2,3-Trichlorobenzene
-2-Methylnaphthalene

Data File: \\cansvr11\dd\chem\MSV\a3ux14.i\R00225A.b\148209.D
Report Date: 26-Feb-2010 08:56

TestAmerica North Canton

RECOVERY REPORT

Client Name: Client SDG: SDGa00468
Sample Matrix: SOLID Fraction: VOA
Lab Smp Id: QCMRL
Level: LOW Operator: 2807
Data Type: MS DATA SampleType: MRL
SpikeList File: MRL.spk Quant Type: ISTD
Sublist File: 1-8260.SUB
Method File: \\cansvr11\dd\chem\MSV\a3ux14.i\R00225A.b\8260SUX14.m
Misc Info: R00225A,8260SUX14,1-8260.SUB,2807,3

	SPIKE COMPOUND	CONC ADDED UG/KG	CONC RECOVERED UG/KG	% RECOVERED	LIMITS
*	1 Fluorobenzene	0.0000	50.000	0.00	0-0
*	2 Chlorobenzene-d5	0.0000	50.000	0.00	0-0
*	3 1,4-Dichlorobenzen	0.0000	50.000	0.00	0-0
$	6 Toluene-d8	50.000	50.347	100.69	50-150
$	7 Bromofluorobenzene	50.000	49.498	99.00	50-150
	60 1,1,1,2-Tetrachlor	5.000	5.834	116.68	70-130
	37 1,1,1-Trichloroeth	5.000	6.487	129.74	70-130
	68 1,1,2,2-Tetrachlor	5.000	5.774	115.49	70-130
	53 1,1,2-Trichloroeth	5.000	5.698	113.97	70-130
	28 1,1-Dichloroethane	5.000	6.164	123.29	70-130
	17 1,1-Dichloroethene	5.000	6.598	131.95*	70-130
	38 1,1-Dichloropropen	5.000	5.934	118.68	70-130
	88 1,2,3-Trichloroben	5.000	4.623	92.47	70-130
	70 1,2,3-Trichloropro	5.000	6.052	121.03	70-130
	85 1,2,4-Trichloroben	5.000	4.578	91.56	70-130
	77 1,2,4-Trimethylben	5.000	5.373	107.45	70-130
	84 1,2-Dibromo-3-chlo	5.000	4.059	81.19	70-130
	58 1,2-Dibromoethane	5.000	5.502	110.03	70-130
	83 1,2-Dichlorobenzen	5.000	5.748	114.97	70-130
	40 1,2-Dichloroethane	5.000	6.156	123.13	70-130
	43 1,2-Dichloropropan	5.000	5.836	116.73	70-130
	74 1,3,5-Trimethylben	5.000	5.362	107.25	70-130
	80 1,3-Dichlorobenzen	5.000	6.068	121.36	70-130
	54 1,3-Dichloropropan	5.000	5.591	111.81	70-130
	81 1,4-Dichlorobenzen	5.000	5.860	117.21	70-130
	33 2,2-Dichloropropan	5.000	6.214	124.27	70-130
	30 2-Butanone	10.000	8.828	88.28	70-130
	73 2-Chlorotoluene	5.000	6.465	129.30	70-130
	56 2-Hexanone	10.000	9.225	92.25	70-130
	75 4-Chlorotoluene	5.000	6.312	126.24	70-130
	49 4-Methyl-2-pentano	10.000	8.737	87.37	70-130
	16 Acetone	10.000	8.991	89.91	70-130
	41 Benzene	5.000	5.927	118.54	70-130
	71 Bromobenzene	5.000	6.077	121.55	70-130
	34 Bromochloromethane	5.000	5.961	119.22	70-130
	46 Bromodichlorometha	5.000	5.305	106.10	70-130
	66 Bromoform	5.000	4.687	93.74	70-130
	11 Bromomethane	5.000	8.237	164.74*	70-130

20 Carbon Disulfide	5.000	5.661	113.22	70-130
39 Carbon Tetrachlori	5.000	7.491	149.83*	70-130

Data File: \\cansvr11\dd\chem\MSV\a3ux14.i\R00225A.b\148209.D
Report Date: 26-Feb-2010 08:56

	SPIKE COMPOUND	CONC ADDED UG/KG	CONC RECOVERED UG/KG	% RECOVERED	LIMITS
	59 Chlorobenzene	5.000	6.152	123.03	70-130
	57 Dibromochlorometha	5.000	5.082	101.64	70-130
	12 Chloroethane	5.000	6.781	135.63*	70-130
	35 Chloroform	5.000	6.050	121.01	70-130
	9 Chloromethane	5.000	6.779	135.59*	70-130
	32 cis-1,2-dichloroet	5.000	6.102	122.04	70-130
	48 cis-1,3-Dichloropr	5.000	4.671	93.43	70-130
	45 Dibromomethane	5.000	5.757	115.14	70-130
	8 Dichlorodifluorome	5.000	7.041	140.83*	70-130
	61 Ethylbenzene	5.000	5.914	118.27	70-130
	86 Hexachlorobutadien	5.000	5.168	103.37	70-130
	67 Isopropylbenzene	5.000	5.369	107.39	70-130
	62 m + p-Xylene	10.000	12.545	125.45	70-130
	21 Methylene Chloride	5.000	5.014	100.29	70-130
	87 Naphthalene	5.000	3.234	64.68*	70-130
	82 n-Butylbenzene	5.000	4.673	93.46	70-130
	72 n-Propylbenzene	5.000	5.531	110.63	70-130
	64 Xylene-o	5.000	5.795	115.91	70-130
	79 4-Isopropyltoluene	5.000	4.909	98.19	70-130
	78 sec-Butylbenzene	5.000	5.187	103.75	70-130
	65 Styrene	5.000	5.191	103.82	70-130
	76 tert-Butylbenzene	5.000	5.246	104.93	70-130
	55 Tetrachloroethene	5.000	6.364	127.27	70-130
	50 Toluene	5.000	7.015	140.30*	70-130
	25 trans-1,2-Dichloro	5.000	6.416	128.31	70-130
	51 trans-1,3-Dichloro	5.000	4.788	95.77	70-130
	42 Trichloroethene	5.000	6.069	121.39	70-130
	13 Trichlorofluoromet	5.000	6.260	125.21	70-130
	10 Vinyl Chloride	5.000	7.327	146.54*	70-130
	19 Iodomethane	5.000	6.733	134.66*	70-130
	24 Methyl tert-butyl	5.000	5.338	106.75	70-130
	15 Acrolein	50.000	43.074	86.15	70-130
	18 Freon-113	5.000	6.598	131.95*	70-130
	22 Acetonitrile	50.000	57.328	114.66	70-130
	23 Acrylonitrile	10.000	10.483	104.83	70-130
	26 Hexane	5.000	4.752	95.04	70-130
	29 tert-Butyl Alcohol	100.00	91.263	91.26	70-130
M	31 1,2-Dichloroethene	10.000	12.518	125.18	70-130
	36 Tetrahydrofuran	5.000	4.304	86.08	70-130
	47 2-Chloroethyl viny	10.000	7.996	79.96	70-130
	44 1,4-Dioxane	250.00	228.02	91.21	70-130
	52 Ethyl Methacrylate	5.000	4.403	88.07	70-130
M	63 Xylenes (total)	15.000	18.341	122.27	70-130
	69 1,4-Dichloro-2-but	5.000	4.530	90.61	70-130
	98 Cyclohexane	5.000	5.751	115.02	70-130
	141 1,3,5-Trichloroben	5.000	5.351	107.03	70-130
	143 Methyl Acetate	10.000	11.174	111.74	70-130
	144 Methylcyclohexane	5.000	5.131	102.62	70-130
	27 Vinyl acetate	5.000	3.066	61.32*	70-130

Data File: \\cansvr11\dd\chem\MSV\a3ux14.i\R00225A.b\148209.D
Report Date: 26-Feb-2010 08:56

TestAmerica North Canton

RECOVERY REPORT

Client Name: Client SDG: SDGa00468
Sample Matrix: SOLID Fraction: VOA
Lab Smp Id: QCMRL
Level: LOW Operator: 2807
Data Type: MS DATA SampleType: MRL
SpikeList File: MRL.spk Quant Type: ISTD
Sublist File: 1-8260.SUB
Method File: \\cansvr11\dd\chem\MSV\a3ux14.i\R00225A.b\8260SUX14.m
Misc Info: R00225A,8260SUX14,1-8260.SUB,2807,3

SURROGATE COMPOUND	CONC ADDED UG/KG	CONC RECOVERED UG/KG	% RECOVERED	LIMITS
$ 4 Dibromofluorometha	50.000	49.226	98.45	59-138
$ 5 1,2-Dichloroethane	50.000	48.019	96.04	61-130
$ 6 Toluene-d8	50.000	50.347	100.69	60-143
$ 7 Bromofluorobenzene	50.000	49.498	99.00	47-158

Data File: \\cansvr11\dd\chem\MSV\a3ux14.i\R00225A.b\148209.D
Report Date: 26-Feb-2010 08:56

TestAmerica North Canton

VOLATILE REPORT SW-846 Method 8260A/8260B

Data file : \\cansvr11\dd\chem\MSV\a3ux14.i\R00225A.b\148209.D
Lab Smp Id: QCMRL
Inj Date : 25-FEB-2010 21:45
Operator : 2807 Inst ID: a3ux14.i
Smp Info : QCMRL
Misc Info : R00225A,8260SUX14,1-8260.SUB,2807,3
Comment :
Method : \\cansvr11\dd\chem\MSV\a3ux14.i\R00225A.b\8260SUX14.m
Meth Date : 25-Feb-2010 12:55 macenczaks Quant Type: ISTD
Cal Date : 14-JAN-2010 15:16 Cal File: 147364.D
Als bottle: 29 QC Sample: MRL
Dil Factor: 1.00000
Integrator: HP RTE Compound Sublist: 1-8260.SUB
Target Version: 4.14
Processing Host: CANPMSV26

Concentration Formula: Amt * DF * 1/Vo * CpndVariable

Name	Value	Description
DF	1.000	Dilution Factor
Vo	5.000	Sample Volume
Va	100.000	Injection Volume
Cpnd Variable		Local Compound Variable

Compounds	QUANT SIG MASS	RT	EXP RT	REL RT	RESPONSE	CONCENTRATIONS ON-COLUMN (ng)	FINAL (UG/KG)
* 1 Fluorobenzene	96	6.599	6.599	(1.000)	1179706	250.000	
* 2 Chlorobenzene-d5	117	9.333	9.332	(1.000)	861826	250.000	
* 3 1,4-Dichlorobenzene-d4	152	11.309	11.308	(1.000)	476107	250.000	
$ 4 Dibromofluoromethane	113	5.901	5.901	(0.894)	319891	246.128	49.226
$ 5 1,2-Dichloroethane-d4	65	6.244	6.244	(0.946)	319931	240.093	48.019
$ 6 Toluene-d8	98	8.090	8.090	(0.867)	1176134	251.736	50.347
$ 7 Bromofluorobenzene	95	10.327	10.326	(0.913)	436906	247.488	49.498
8 Dichlorodifluoromethane	85	1.298	1.298	(0.197)	42009	35.2075	7.041(R)
9 Chloromethane	50	1.452	1.463	(0.220)	58472	33.8970	6.779(R)
10 Vinyl Chloride	62	1.570	1.570	(0.238)	47667	36.6356	7.327(R)
11 Bromomethane	94	1.890	1.889	(0.286)	26163	41.1844	8.237(R)
12 Chloroethane	64	1.996	1.996	(0.303)	26017	33.9073	6.781(R)
13 Trichlorofluoromethane	101	2.268	2.280	(0.344)	39222	31.3017	6.260
15 Acrolein	56	2.730	2.741	(0.414)	31933	215.371	43.074
16 Acetone	43	2.931	2.931	(0.444)	38909	44.9545	8.991
17 1,1-Dichloroethene	96	2.860	2.860	(0.433)	37182	32.9885	6.598(R)
18 Freon-113	151	2.896	2.895	(0.439)	29861	32.9882	6.598(R)
19 Iodomethane	142	3.026	3.037	(0.459)	64672	33.6648	6.733(R)
20 Carbon Disulfide	76	3.097	3.108	(0.469)	91380	28.3054	5.661

21 Methylene Chloride	84	3.511	3.511 (0.532)	56193	25.0723	5.014
22 Acetonitrile	41	3.298	3.298 (0.500)	44857	286.640	57.328
23 Acrylonitrile	53	3.890	3.889 (0.589)	24337	52.4160	10.483

Data File: \\cansvr11\dd\chem\MSV\a3ux14.i\R00225A.b\148209.D
Report Date: 26-Feb-2010 08:56

	Compounds	QUANT SIG MASS	RT	EXP RT	REL RT	RESPONSE	CONCENTRATIONS ON-COLUMN (ng)	FINAL (UG/KG)
	24 Methyl tert-butyl ether	73	3.972	3.972	(0.602)	78153	26.6881	5.338
	25 trans-1,2-Dichloroethene	96	3.925	3.925	(0.595)	41987	32.0783	6.416
	26 Hexane	86	4.387	4.398	(0.665)	7177	23.7606	4.752
	27 Vinyl acetate	43	4.694	4.694	(0.711)	23149	15.3296	3.066(R)
	154 Vinyl Acetate**2nd**	86	4.694	4.694	(0.711)	1579	11.7355	2.347(A)
	28 1,1-Dichloroethane	63	4.564	4.564	(0.692)	72189	30.8221	6.164
	29 tert-Butyl Alcohol	59	3.771	3.783	(0.571)	48694	456.317	91.263
	30 2-Butanone	43	5.381	5.380	(0.815)	26684	44.1406	8.828
M	31 1,2-Dichloroethene (total)	96				82905	62.5884	12.518
	32 cis-1,2-dichloroethene	96	5.333	5.333	(0.808)	40918	30.5101	6.102
	33 2,2-Dichloropropane	77	5.321	5.321	(0.806)	28470	31.0676	6.214
	34 Bromochloromethane	128	5.605	5.605	(0.849)	19429	29.8060	5.961
	35 Chloroform	83	5.724	5.723	(0.867)	64947	30.2518	6.050
	36 Tetrahydrofuran	42	5.688	5.676	(0.862)	8427	21.5212	4.304
	37 1,1,1-Trichloroethane	97	5.901	5.913	(0.894)	50351	32.4352	6.487
	38 1,1-Dichloropropene	75	6.090	6.090	(0.923)	48299	29.6701	5.934
	39 Carbon Tetrachloride	117	6.090	6.090	(0.923)	50539	37.4572	7.491(R)
	40 1,2-Dichloroethane	62	6.327	6.327	(0.959)	48912	30.7823	6.156
	41 Benzene	78	6.303	6.303	(0.955)	151106	29.6339	5.927
	42 Trichloroethene	130	6.966	6.966	(1.056)	42647	30.3463	6.069
	43 1,2-Dichloropropane	63	7.167	7.167	(1.086)	37279	29.1826	5.836
	44 1,4-Dioxane	88	7.309	7.309	(1.108)	12017	1140.11	228.02
	45 Dibromomethane	93	7.274	7.273	(1.102)	18726	28.7853	5.757
	46 Bromodichloromethane	83	7.439	7.439	(1.127)	34977	26.5240	5.305
	47 2-Chloroethyl vinyl ether	63	7.723	7.723	(1.170)	18890	39.9820	7.996
	48 cis-1,3-Dichloropropene	75	7.842	7.841	(1.188)	37882	23.3570	4.671
	49 4-Methyl-2-pentanone	43	7.996	7.995	(0.857)	45464	43.6837	8.737
	50 Toluene	91	8.138	8.149	(0.872)	178536	35.0738	7.015(R)
	51 trans-1,3-Dichloropropene	75	8.339	8.338	(0.894)	32029	23.9420	4.788
	52 Ethyl Methacrylate	69	8.433	8.433	(0.904)	23556	22.0164	4.403
	53 1,1,2-Trichloroethane	97	8.493	8.492	(0.910)	25872	28.4917	5.698
	54 1,3-Dichloropropane	76	8.635	8.634	(0.925)	42527	27.9537	5.591
	55 Tetrachloroethene	164	8.623	8.622	(0.924)	34193	31.8175	6.364
	56 2-Hexanone	43	8.717	8.717	(0.934)	33073	46.1259	9.225
	57 Dibromochloromethane	129	8.836	8.835	(0.947)	24086	25.4111	5.082
	58 1,2-Dibromoethane	107	8.930	8.930	(0.957)	24117	27.5077	5.502
	59 Chlorobenzene	112	9.356	9.356	(1.003)	107616	30.7579	6.152
	60 1,1,1,2-Tetrachloroethane	131	9.427	9.427	(1.010)	32370	29.1707	5.834
	61 Ethylbenzene	106	9.451	9.451	(1.013)	53323	29.5687	5.914
	62 m + p-Xylene	106	9.558	9.557	(1.024)	136854	62.7275	12.545
M	63 Xylenes (total)	106				196421	91.7041	18.341
	64 Xylene-o	106	9.889	9.889	(1.060)	59567	28.9767	5.795
	65 Styrene	104	9.901	9.900	(1.061)	84810	25.9544	5.191
	66 Bromoform	173	10.054	10.054	(1.077)	13448	23.4338	4.687
	67 Isopropylbenzene	105	10.196	10.196	(1.093)	148118	26.8475	5.369
	68 1,1,2,2-Tetrachloroethane	83	10.445	10.445	(0.924)	33719	28.8715	5.774
	69 1,4-Dichloro-2-butene	53	10.492	10.492	(0.928)	8208	22.6519	4.530
	70 1,2,3-Trichloropropane	110	10.480	10.480	(0.927)	10241	30.2577	6.052
	71 Bromobenzene	156	10.457	10.456	(0.925)	42597	30.3872	6.077
	72 n-Propylbenzene	120	10.551	10.551	(0.933)	45077	27.6565	5.531
	73 2-Chlorotoluene	126	10.622	10.622	(0.939)	42864	32.3259	6.465
	74 1,3,5-Trimethylbenzene	105	10.693	10.693	(0.946)	121036	26.8127	5.362

75 4-Chlorotoluene	126	10.705	10.717 (0.947)	44186	31.5594	6.312
76 tert-Butylbenzene	119	10.977	10.977 (0.971)	109646	26.2316	5.246

Data File: \\cansvr11\dd\chem\MSV\a3ux14.i\R00225A.b\148209.D
Report Date: 26-Feb-2010 08:56

	Compounds	QUANT SIG MASS	RT	EXP RT	REL RT	RESPONSE	CONCENTRATIONS ON-COLUMN (ng)	FINAL (UG/KG)
77	1,2,4-Trimethylbenzene	105	11.013	11.013	(0.974)	123781	26.8635	5.373
78	sec-Butylbenzene	105	11.155	11.155	(0.986)	155916	25.9373	5.187
79	4-Isopropyltoluene	119	11.273	11.273	(0.997)	125412	24.5472	4.909
80	1,3-Dichlorobenzene	146	11.250	11.249	(0.995)	80752	30.3405	6.068
81	1,4-Dichlorobenzene	146	11.321	11.320	(1.001)	82735	29.3020	5.860
82	n-Butylbenzene	91	11.616	11.616	(1.027)	103581	23.3657	4.673
83	1,2-Dichlorobenzene	146	11.640	11.640	(1.029)	71623	28.7424	5.748
84	1,2-Dibromo-3-chloropropane	157	12.291	12.291	(1.087)	4091	20.2972	4.059
85	1,2,4-Trichlorobenzene	180	12.989	12.989	(1.149)	36912	22.8902	4.578
87	Naphthalene	128	13.178	13.178	(1.165)	60011	16.1700	3.234(R)
86	Hexachlorobutadiene	225	13.131	13.131	(1.161)	26713	25.8420	5.168
88	1,2,3-Trichlorobenzene	180	13.368	13.379	(1.182)	36721	23.1172	4.623
98	Cyclohexane	56	5.960	5.972	(0.903)	79643	28.7557	5.751
143	Methyl Acetate	43	3.393	3.392	(0.514)	64058	55.8707	11.174
144	Methylcyclohexane	83	7.144	7.143	(1.082)	60751	25.6545	5.131
141	1,3,5-Trichlorobenzene	180	12.468	12.468	(1.103)	50877	26.7567	5.351

QC Flag Legend

A - Target compound detected but, quantitated amount
    exceeded maximum amount.
R - Spike/Surrogate failed recovery limits.

Data File: \\cansvr11\dd\chem\MSV\a3ux14.i\R00225A.b\148209.D
Report Date: 26-Feb-2010 08:56

TestAmerica North Canton

INTERNAL STANDARD COMPOUNDS
AREA AND RT SUMMARY

Instrument ID: a3ux14.i
Lab File ID: 148209.D
Lab Smp Id: QCMRL
Analysis Type: VOA
Quant Type: ISTD
Operator: 2807
Method File: \\cansvr11\dd\chem\MSV\a3ux14.i\R00225A.b\8260SUX14.m
Misc Info: R00225A,8260SUX14,1-8260.SUB,2807,3

Calibration Date: 25-FEB-2010
Calibration Time: 11:54
Level: LOW
Sample Type: SOIL

		AREA LIMIT			
COMPOUND	STANDARD	LOWER	UPPER	SAMPLE	%DIFF
1 Fluorobenzene	1478249	739125	2956498	1179706	-20.20
2 Chlorobenzene-d5	1013027	506514	2026054	861826	-14.93
3 1,4-Dichlorobenze	566289	283145	1132578	476107	-15.93

		RT LIMIT			
COMPOUND	STANDARD	LOWER	UPPER	SAMPLE	%DIFF
1 Fluorobenzene	6.60	6.10	7.10	6.60	0.01
2 Chlorobenzene-d5	9.33	8.83	9.83	9.33	0.00
3 1,4-Dichlorobenze	11.31	10.81	11.81	11.31	0.00

AREA UPPER LIMIT = +100% of internal standard area.
AREA LOWER LIMIT = - 50% of internal standard area.
RT UPPER LIMIT = + 0.50 minutes of internal standard RT.
RT LOWER LIMIT = - 0.50 minutes of internal standard RT.

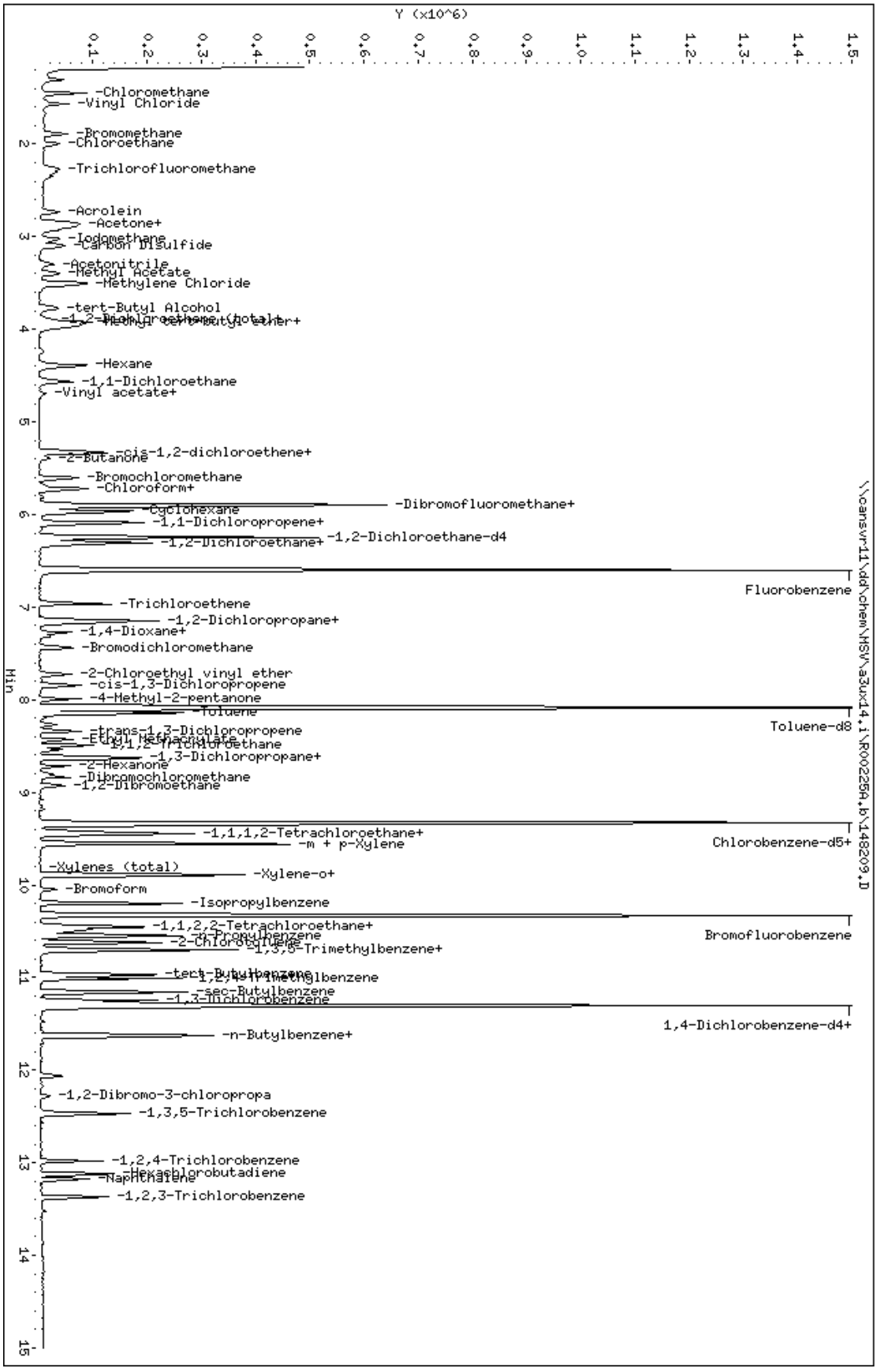
Data File: \\cansvr11\dd\chem\MSV\a3ux14.i\R00225A.b\148209.D
Date : 25-FEB-2010 21:45
Client ID:
Sample Info: QCHRL
Purge Volume: 5.0
Column phase: DB624
Instrument: a3ux14.i
Operator: 2807
Column diameter: 0.18
Y (x10^6)
Min
\\cansvr11\dd\chem\MSV\a3ux14.i\R00225A.b\148209.D
-Chloromethane
-Vinyl Chloride
-Bromomethane
-Chloroethane
-Trichlorofluoromethane
-Acrolein
-Acetone+
-Iodomethane
-Carbon Disulfide
-Acetonitrile
-Methyl Acetate
-Methylene Chloride
-tert-Butyl Alcohol
-Hexane
-1,1-Dichloroethane
-Vinyl acetate+
-cis-1,2-dichloroethene+
-2-Butanone
-Bromochloromethane
-Chloroform+
-Dibromofluoromethane+
-Cyclohexane
-1,1-Dichloropropene+
-1,2-Dichloroethane+
-1,2-Dichloroethane-d4
Fluorobenzene
-Trichloroethene
-1,2-Dichloropropane+
-1,4-Dioxane+
-Bromodichloromethane
-2-Chloroethyl vinyl ether
-cis-1,3-Dichloropropene
-4-Methyl-2-pentanone
-Toluene
Toluene-d8
-trans-1,3-Dichloropropene
-1,3-Dichloropropane+
-2-Hexanone
-Dibromochloromethane
-1,2-Dibromoethane
-1,1,1,2-Tetrachloroethane+
-m + p-Xylene
Chlorobenzene-d5+
-Xylenes (total)
-Xylene-o+
-Bromoform
-Isopropylbenzene
-1,1,2,2-Tetrachloroethane+
-n-Propylbenzene
Bromofluorobenzene
-2-Chlorotoluene
-1,3,5-Trimethylbenzene+
-tert-Butylbenzene
-sec-Butylbenzene
-1,3-Dichlorobenzene
1,4-Dichlorobenzene-d4+
-n-Butylbenzene+
-1,2-Dibromo-3-chloropropa
-1,3,5-Trichlorobenzene
-1,2,4-Trichlorobenzene
-Hexachlorobutadiene
-Naphthalene
-1,2,3-Trichlorobenzene

Data File: \\cansvr11\dd\chem\MSV\a3ux14.i\R00225A.b\148210.D
Report Date: 26-Feb-2010 08:56

TestAmerica North Canton

VOLATILE REPORT SW-846 Method 8260A/8260B

Data file : \\cansvr11\dd\chem\MSV\a3ux14.i\R00225A.b\148210.D
Lab Smp Id: QCMDL
Inj Date : 25-FEB-2010 22:07
Operator : 2807 Inst ID: a3ux14.i
Smp Info : QCMDL
Misc Info : R00225A,8260SUX14,,2807
Comment :
Method : \\cansvr11\dd\chem\MSV\a3ux14.i\R00225A.b\8260SUX14.m
Meth Date : 25-Feb-2010 12:55 macenczaks Quant Type: ISTD
Cal Date : 14-JAN-2010 15:16 Cal File: 147364.D
Als bottle: 30
Dil Factor: 1.00000
Integrator: HP RTE Compound Sublist: 4-8260+IX.sub
Target Version: 4.14
Processing Host: CANSVR11

Concentration Formula: Amt * DF * 1/Vo * CpndVariable

Name	Value	Description
DF	1.000	Dilution Factor
Vo	5.000	Sample Volume
Va	100.000	Injection Volume
Cpnd Variable		Local Compound Variable

Compounds	QUANT SIG MASS	RT	EXP RT	REL RT	RESPONSE	CONCENTRATIONS ON-COLUMN (ng)	FINAL (UG/KG)
* 1 Fluorobenzene	96	6.599	6.599	(1.000)	1210598	250.000	
* 2 Chlorobenzene-d5	117	9.333	9.332	(1.000)	895657	250.000	
* 3 1,4-Dichlorobenzene-d4	152	11.309	11.308	(1.000)	494419	250.000	
$ 4 Dibromofluoromethane	113	5.901	5.901	(0.894)	335534	251.576	50.315
$ 5 1,2-Dichloroethane-d4	65	6.244	6.244	(0.946)	340464	248.982	49.796
$ 6 Toluene-d8	98	8.090	8.090	(0.867)	1217495	250.746	50.149
$ 7 Bromofluorobenzene	95	10.326	10.326	(0.913)	462367	252.210	50.442
8 Dichlorodifluoromethane	85	1.298	1.298	(0.197)	17595	14.3700	2.874
9 Chloromethane	50	1.452	1.463	(0.220)	24563	13.8761	2.775
10 Vinyl Chloride	62	1.558	1.570	(0.236)	21315	15.9641	3.193
11 Bromomethane	94	1.890	1.889	(0.286)	12273	18.8265	3.765
12 Chloroethane	64	1.996	1.996	(0.303)	12591	15.9908	3.198
13 Trichlorofluoromethane	101	2.268	2.280	(0.344)	15879	12.3491	2.470
15 Acrolein	56	2.730	2.741	(0.414)	16117	105.927	21.185
16 Acetone	43	2.931	2.931	(0.444)	30177	17.5917	3.518
17 1,1-Dichloroethene	96	2.860	2.860	(0.433)	16147	13.9603	2.792
18 Freon-113	151	2.895	2.895	(0.439)	14403	15.5053	3.101
19 Iodomethane	142	3.026	3.037	(0.459)	27350	13.8736	2.775
20 Carbon Disulfide	76	3.097	3.108	(0.469)	37937	11.4513	2.290
21 Methylene Chloride	84	3.511	3.511	(0.532)	33760	5.10433	1.021

22 Acetonitrile	41	3.298	3.298 (0.500)	24446	152.226	30.445
23 Acrylonitrile	53	3.889	3.889 (0.589)	12291	25.7963	5.159

Data File: \\cansvr11\dd\chem\MSV\a3ux14.i\R00225A.b\148210.D
Report Date: 26-Feb-2010 08:56

	Compounds	QUANT SIG MASS	RT	EXP RT	REL RT	RESPONSE	CONCENTRATIONS ON-COLUMN (ng)	FINAL (UG/KG)
	24 Methyl tert-butyl ether	73	3.972	3.972	(0.602)	35636	11.8586	2.372
	25 trans-1,2-Dichloroethene	96	3.925	3.925	(0.595)	18635	13.8739	2.775
	26 Hexane	86	4.398	4.398	(0.666)	3575	11.5336	2.307
	27 Vinyl acetate	43	4.694	4.694	(0.711)	10299	6.64611	1.329
	154 Vinyl Acetate**2nd**	86	4.694	4.694	(0.711)	1105	8.00305	1.601(A)
	28 1,1-Dichloroethane	63	4.564	4.564	(0.692)	32192	13.3941	2.679
	29 tert-Butyl Alcohol	59	3.759	3.783	(0.570)	26771	244.472	48.894
	30 2-Butanone	43	5.392	5.380	(0.817)	15244	24.5731	4.915
M	31 1,2-Dichloroethene (total)	96				36355	26.7495	5.350
	32 cis-1,2-dichloroethene	96	5.333	5.333	(0.808)	17720	12.8756	2.575
	33 2,2-Dichloropropane	77	5.321	5.321	(0.806)	12326	13.1074	2.621
	34 Bromochloromethane	128	5.605	5.605	(0.849)	9589	14.3351	2.867
	35 Chloroform	83	5.723	5.723	(0.867)	28910	13.1224	2.624
	36 Tetrahydrofuran	42	5.688	5.676	(0.862)	4221	10.5047	2.101
	37 1,1,1-Trichloroethane	97	5.901	5.913	(0.894)	22588	14.1795	2.836
	38 1,1-Dichloropropene	75	6.090	6.090	(0.923)	20573	12.3155	2.463
	39 Carbon Tetrachloride	117	6.090	6.090	(0.923)	21204	15.3144	3.063
	40 1,2-Dichloroethane	62	6.327	6.327	(0.959)	22071	13.5357	2.707
	41 Benzene	78	6.303	6.303	(0.955)	67470	12.8941	2.579
	42 Trichloroethene	130	6.966	6.966	(1.056)	18868	13.0833	2.617
	43 1,2-Dichloropropane	63	7.167	7.167	(1.086)	15456	11.7905	2.358
	44 1,4-Dioxane	88	7.321	7.309	(1.109)	5361	495.645	99.129
	45 Dibromomethane	93	7.274	7.273	(1.102)	8855	13.2644	2.653
	46 Bromodichloromethane	83	7.439	7.439	(1.127)	15913	11.7593	2.352
	47 2-Chloroethyl vinyl ether	63	7.723	7.723	(1.170)	9222	23.9044	4.781
	48 cis-1,3-Dichloropropene	75	7.842	7.841	(1.188)	15312	9.20005	1.840
	49 4-Methyl-2-pentanone	43	7.995	7.995	(0.857)	20283	18.7526	3.750
	50 Toluene	91	8.137	8.149	(0.872)	90205	17.0516	3.410
	51 trans-1,3-Dichloropropene	75	8.339	8.338	(0.893)	12516	9.00243	1.800
	52 Ethyl Methacrylate	69	8.433	8.433	(0.904)	11370	12.5569	2.511
	53 1,1,2-Trichloroethane	97	8.492	8.492	(0.910)	12369	13.1069	2.621
	54 1,3-Dichloropropane	76	8.634	8.634	(0.925)	20137	12.7364	2.547
	55 Tetrachloroethene	164	8.623	8.622	(0.924)	14747	13.2041	2.641
	56 2-Hexanone	43	8.717	8.717	(0.934)	15321	20.5606	4.112
	57 Dibromochloromethane	129	8.836	8.835	(0.947)	11456	11.6297	2.326
	58 1,2-Dibromoethane	107	8.930	8.930	(0.957)	11318	12.4217	2.484
	59 Chlorobenzene	112	9.356	9.356	(1.003)	48232	13.2646	2.653
	60 1,1,1,2-Tetrachloroethane	131	9.427	9.427	(1.010)	14968	12.9792	2.596
	61 Ethylbenzene	106	9.451	9.451	(1.013)	22519	12.0156	2.403
	62 m + p-Xylene	106	9.557	9.557	(1.024)	53489	23.5908	4.718
M	63 Xylenes (total)	106				78253	35.1823	7.036
	64 Xylene-o	106	9.889	9.889	(1.060)	24764	11.5915	2.318
	65 Styrene	104	9.901	9.900	(1.061)	34202	10.0715	2.014
	66 Bromoform	173	10.054	10.054	(1.077)	6327	10.6087	2.122
	67 Isopropylbenzene	105	10.196	10.196	(1.093)	58987	10.2880	2.058
	68 1,1,2,2-Tetrachloroethane	83	10.445	10.445	(0.924)	16189	13.3482	2.670
	69 1,4-Dichloro-2-butene	53	10.492	10.492	(0.928)	4129	10.9729	2.194
	70 1,2,3-Trichloropropane	110	10.480	10.480	(0.927)	4698	13.3665	2.673
	71 Bromobenzene	156	10.457	10.456	(0.925)	19587	13.4551	2.691
	72 n-Propylbenzene	120	10.551	10.551	(0.933)	18610	10.9951	2.199
	73 2-Chlorotoluene	126	10.622	10.622	(0.939)	18533	13.4590	2.692
	74 1,3,5-Trimethylbenzene	105	10.693	10.693	(0.946)	50179	10.7043	2.141

75	4-Chlorotoluene	126	10.705	10.717 (0.947)	19188	13.1972	2.639
76	tert-Butylbenzene	119	10.977	10.977 (0.971)	43891	10.1115	2.022

Data File: \\cansvr11\dd\chem\MSV\a3ux14.i\R00225A.b\148210.D
Report Date: 26-Feb-2010 08:56

	Compounds	QUANT SIG MASS	RT	EXP RT	REL RT	RESPONSE	CONCENTRATIONS ON-COLUMN (ng)	FINAL (UG/KG)
77	1,2,4-Trimethylbenzene	105	11.013	11.013	(0.974)	46149	9.64451	1.929
78	sec-Butylbenzene	105	11.155	11.155	(0.986)	63569	10.1833	2.037
79	4-Isopropyltoluene	119	11.273	11.273	(0.997)	50550	9.52783	1.906
80	1,3-Dichlorobenzene	146	11.249	11.249	(0.995)	36087	13.0566	2.611
81	1,4-Dichlorobenzene	146	11.320	11.320	(1.001)	38930	13.2770	2.655
82	n-Butylbenzene	91	11.616	11.616	(1.027)	44675	9.70449	1.941
83	1,2-Dichlorobenzene	146	11.640	11.640	(1.029)	33545	12.9631	2.593
84	1,2-Dibromo-3-chloropropane	157	12.291	12.291	(1.087)	2128	10.1669	2.033
85	1,2,4-Trichlorobenzene	180	12.989	12.989	(1.149)	19464	11.6231	2.325
86	Hexachlorobutadiene	225	13.131	13.131	(1.161)	12706	11.8364	2.367
87	Naphthalene	128	13.178	13.178	(1.165)	31496	8.17229	1.634
88	1,2,3-Trichlorobenzene	180	13.379	13.379	(1.183)	17720	10.7422	2.148
146	2-Methylnaphthalene	142	Compound Not Detected.					
89	Ethyl Ether	59	Compound Not Detected.					
91	3-Chloropropene	76	Compound Not Detected.					
92	Isopropyl Ether	87	Compound Not Detected.					
93	2-Chloro-1,3-butadiene	53	Compound Not Detected.					
14	Dichlorofluoromethane	67	Compound Not Detected.					
94	Propionitrile	54	Compound Not Detected.					
95	Ethyl Acetate	43	Compound Not Detected.					
96	Methacrylonitrile	67	Compound Not Detected.					
97	Isobutanol	42	Compound Not Detected.					
99	n-Butanol	56	Compound Not Detected.					
100	Methyl Methacrylate	41	Compound Not Detected.					
25	Cyclohexanone	55	Compound Not Detected.					
101	2-Nitropropane	41	Compound Not Detected.					
98	Cyclohexane	56	5.960	5.972	(0.903)	40270	14.1687	2.834
143	Methyl Acetate	43	3.392	3.392	(0.514)	31985	27.1851	5.437
144	Methylcyclohexane	83	7.143	7.143	(1.082)	25902	10.6590	2.132
141	1,3,5-Trichlorobenzene	180	12.480	12.468	(1.104)	23437	11.8692	2.374
156	tert-Butyl Ethyl ether	59	Compound Not Detected.					
157	tert-Amyl Methyl ether	73	Compound Not Detected.					
158	1,2,3-Trimethylbenzene	105	11.368	11.368	(1.005)	586	0.12534	0.02507(aA)

QC Flag Legend

a - Target compound detected but, quantitated amount
Below Limit Of Quantitation(BLOQ).
A - Target compound detected but, quantitated amount
exceeded maximum amount.

Data File: \\cansvr11\dd\chem\MSV\a3ux14.i\R00225A.b\148210.D
Report Date: 26-Feb-2010 08:56

TestAmerica North Canton

INTERNAL STANDARD COMPOUNDS
AREA AND RT SUMMARY

Instrument ID: a3ux14.i
Lab File ID: 148210.D
Lab Smp Id: QCMDL
Analysis Type: VOA
Quant Type: ISTD
Operator: 2807
Method File: \\cansvr11\dd\chem\MSV\a3ux14.i\R00225A.b\8260SUX14.m
Misc Info: R00225A,8260SUX14,,2807

Calibration Date: 25-FEB-2010
Calibration Time: 11:54
Level: LOW
Sample Type: SOIL

		AREA LIMIT			
COMPOUND	STANDARD	LOWER	UPPER	SAMPLE	%DIFF
1 Fluorobenzene	1478249	739125	2956498	1210598	-18.11
2 Chlorobenzene-d5	1013027	506514	2026054	895657	-11.59
3 1,4-Dichlorobenze	566289	283145	1132578	494419	-12.69

		RT LIMIT			
COMPOUND	STANDARD	LOWER	UPPER	SAMPLE	%DIFF
1 Fluorobenzene	6.60	6.10	7.10	6.60	0.00
2 Chlorobenzene-d5	9.33	8.83	9.83	9.33	0.00
3 1,4-Dichlorobenze	11.31	10.81	11.81	11.31	0.00

AREA UPPER LIMIT = +100% of internal standard area.
AREA LOWER LIMIT = - 50% of internal standard area.
RT UPPER LIMIT = + 0.50 minutes of internal standard RT.
RT LOWER LIMIT = - 0.50 minutes of internal standard RT.

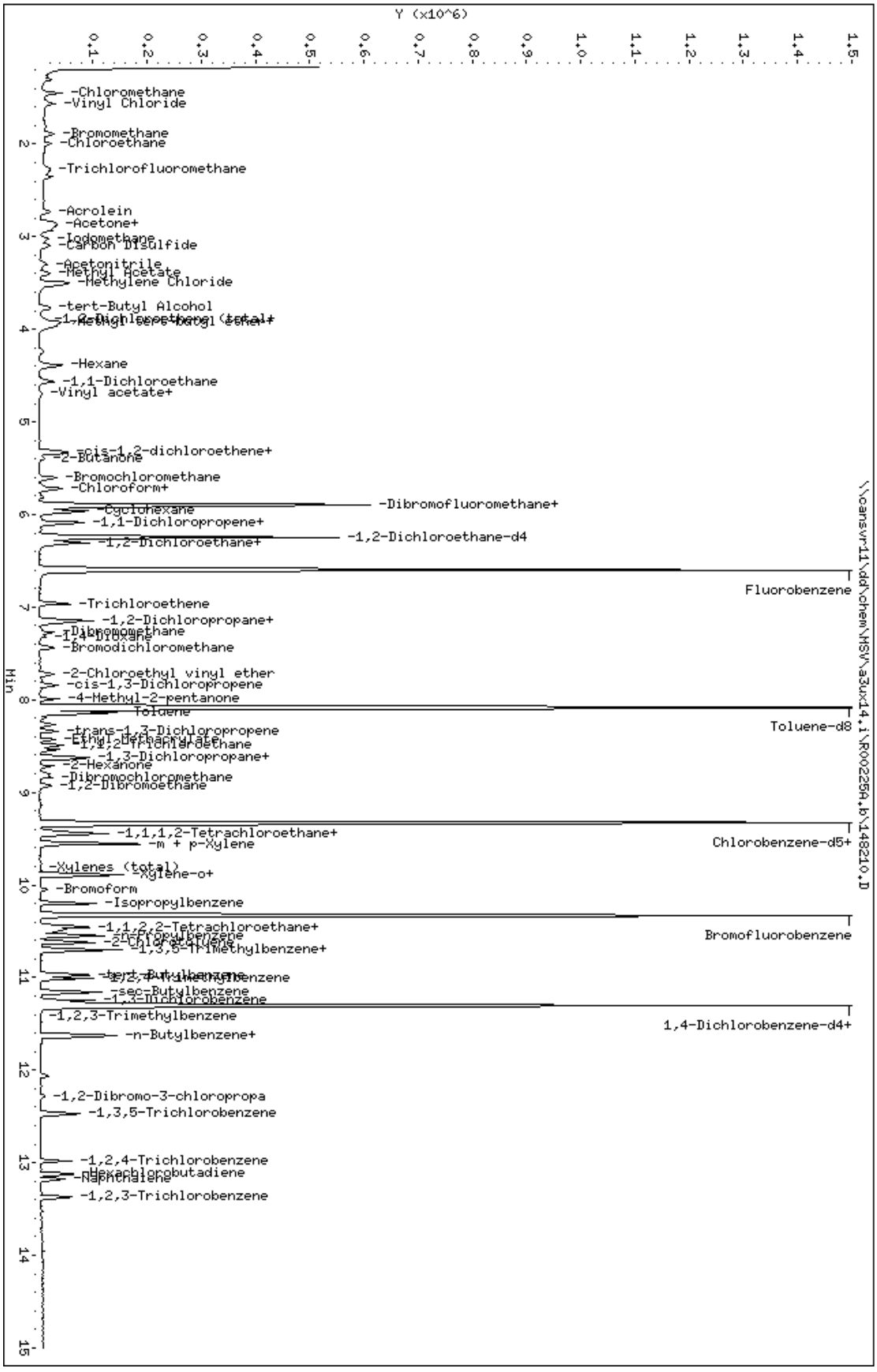
Data File: \\cansvr11\dd\chem\MSV\a3ux14.i\R00225A.b\148210.D
Date : 25-FEB-2010 22:07
Client ID:
Sample Info: QCMDL
Purge Volume: 5.0
Column phase: DB624
Instrument: a3ux14.i
Operator: 2807
Column diameter: 0.18
Y (x10^6)
Min
\\cansvr11\dd\chem\MSV\a3ux14.i\R00225A.b\148210.D
-Chloromethane
-Vinyl Chloride
-Bromomethane
-Chloroethane
-Trichlorofluoromethane
-Acrolein
-Acetone+
-Iodomethane
-Carbon Disulfide
-Acetonitrile
-Methyl Acetate
-Methylene Chloride
-tert-Butyl Alcohol
-Hexane
-1,1-Dichloroethane
-Vinyl acetate+
-cis-1,2-dichloroethene+
-2-Butanone
-Bromochloromethane
-Chloroform+
-Dibromofluoromethane+
-Cyclohexane
-1,1-Dichloropropene+
-1,2-Dichloroethane-d4
-1,2-Dichloroethane+
Fluorobenzene
-Trichloroethene
-1,2-Dichloropropane+
-Dibromomethane
-1,4-Dioxane
-Bromodichloromethane
-2-Chloroethyl vinyl ether
-cis-1,3-Dichloropropene
-4-Methyl-2-pentanone
Toluene
Toluene-d8
-trans-1,3-Dichloropropene
-Ethyl Methacrylate
-1,1,2-Trichloroethane
-1,3-Dichloropropane+
-2-Hexanone
-Dibromochloromethane
-1,2-Dibromoethane
-1,1,1,2-Tetrachloroethane+
-m + p-Xylene
Chlorobenzene-d5+
-Xylenes (total)
-Xylene-o+
-Bromoform
-Isopropylbenzene
-1,1,2,2-Tetrachloroethane+
-n-Propylbenzene
-2-Chlorotoluene
-1,3,5-Trimethylbenzene+
-tert-Butylbenzene
-1,2,4-Trimethylbenzene
-sec-Butylbenzene
-1,3-Dichlorobenzene
Bromofluorobenzene
-1,2,3-Trimethylbenzene
1,4-Dichlorobenzene-d4+
-n-Butylbenzene+
-1,2-Dibromo-3-chloropropa
-1,3,5-Trichlorobenzene
-1,2,4-Trichlorobenzene
-Hexachlorobutadiene
-Naphthalene
-1,2,3-Trichlorobenzene

Report Date: 26-Feb-2010 12:32

Calibration History

Method : \\cansvr11\dd\chem\MSV\a3ux14.i\R00226A.b\8260SUX14.m
Start Cal Date: 08-JAN-2010 12:27
End Cal Date : 14-JAN-2010 17:14
Last Cal Level: 6
Last Cal Type : Continuing Calibration

Initial Calibration

Injection Date	Sublist	Calibration File
Cal Level: 1 , Cal Amount: 5.00000		
14-JAN-2010 17:14	BROMO	\\cansvr11\dd\chem\MSV\a3ux14.i\R00114A-IC.b\147369.D
08-JAN-2010 18:18	3-IX	\\cansvr11\dd\chem\MSV\a3ux14.i\R00108A-IC.b\147289.D
14-JAN-2010 13:21	1-8260	\\cansvr11\dd\chem\MSV\a3ux14.i\R00114A-IC.b\147359.D
Cal Level: 2 , Cal Amount: 10.00000		
14-JAN-2010 16:50	BROMO	\\cansvr11\dd\chem\MSV\a3ux14.i\R00114A-IC.b\147368.D
08-JAN-2010 17:55	3-IX	\\cansvr11\dd\chem\MSV\a3ux14.i\R00108A-IC.b\147288.D
14-JAN-2010 12:59	1-8260	\\cansvr11\dd\chem\MSV\a3ux14.i\R00114A-IC.b\147358.D
Cal Level: 3 , Cal Amount: 25.00000		
14-JAN-2010 16:27	BROMO	\\cansvr11\dd\chem\MSV\a3ux14.i\R00114A-IC.b\147367.D
08-JAN-2010 17:33	3-IX	\\cansvr11\dd\chem\MSV\a3ux14.i\R00108A-IC.b\147287.D
14-JAN-2010 12:36	1-8260	\\cansvr11\dd\chem\MSV\a3ux14.i\R00114A-IC.b\147357.D
Cal Level: 4 , Cal Amount: 50.00000		
14-JAN-2010 16:03	BROMO	\\cansvr11\dd\chem\MSV\a3ux14.i\R00114A-IC.b\147366.D
08-JAN-2010 17:11	3-IX	\\cansvr11\dd\chem\MSV\a3ux14.i\R00108A-IC.b\147286.D
14-JAN-2010 12:14	1-8260	\\cansvr11\dd\chem\MSV\a3ux14.i\R00114A-IC.b\147356.D
Cal Level: 5 , Cal Amount: 100.00000		
14-JAN-2010 15:39	BROMO	\\cansvr11\dd\chem\MSV\a3ux14.i\R00114A-IC.b\147365.D
08-JAN-2010 16:49	3-IX	\\cansvr11\dd\chem\MSV\a3ux14.i\R00108A-IC.b\147285.D

14-JAN-2010 11:51	1-8260	
\\cansvr11\dd\chem\MSV\a3ux14.i\R00114A-IC.b\147355.D		

Cal Level: 6 , Cal Amount: 250.00000		
14-JAN-2010 15:16	BROMO	
\\cansvr11\dd\chem\MSV\a3ux14.i\R00114A-IC.b\147364.D		
08-JAN-2010 16:27	3-IX	
\\cansvr11\dd\chem\MSV\a3ux14.i\R00108A-IC.b\147284.D		
14-JAN-2010 11:29	1-8260	
\\cansvr11\dd\chem\MSV\a3ux14.i\R00114A-IC.b\147354.D		

Cal Level: 7 , Cal Amount: 500.00000		
14-JAN-2010 14:53	BROMO	
\\cansvr11\dd\chem\MSV\a3ux14.i\R00114A-IC.b\147363.D		
08-JAN-2010 16:06	3-IX	
\\cansvr11\dd\chem\MSV\a3ux14.i\R00108A-IC.b\147283.D		
14-JAN-2010 11:07	1-8260	
\\cansvr11\dd\chem\MSV\a3ux14.i\R00114A-IC.b\147353.D		

Cal Level: 8 , Cal Amount: 1000.00000		
14-JAN-2010 14:30	BROMO	
\\cansvr11\dd\chem\MSV\a3ux14.i\R00114A-IC.b\147362.D		
08-JAN-2010 15:44	3-IX	
\\cansvr11\dd\chem\MSV\a3ux14.i\R00108A-IC.b\147282.D		
14-JAN-2010 10:45	1-8260	
\\cansvr11\dd\chem\MSV\a3ux14.i\R00114A-IC.b\147352.D		

Continuing Calibration
Ccal Level Mode: GLOBAL LEVEL 6

26-FEB-2010 11:30	1-8260	
\\cansvr11\dd\chem\MSV\a3ux14.i\R00226A.b\148213.D		
26-FEB-2010 11:52	3-IX	
\\cansvr11\dd\chem\MSV\a3ux14.i\R00226A.b\148214.D		

Data File: \\cansvr11\dd\chem\MSV\a3ux14.i\R00226A.b\148213.D
Report Date: 26-Feb-2010 12:32

TestAmerica North Canton

CONTINUING CALIBRATION COMPOUNDS

Instrument ID: a3ux14.i Injection Date: 26-FEB-2010 11:30
Lab File ID: 148213.D Init. Cal. Date(s): 08-JAN-2010 14-JAN-2010
Analysis Type: SOIL Init. Cal. Times: 12:27 17:14
Lab Sample ID: 250NG-CC Quant Type: ISTD
Method: \\cansvr11\dd\chem\MSV\a3ux14.i\R00226A.b\8260SUX14.m

COMPOUND	RRF / AMOUNT	RF250	CCAL RRF250	MIN RRF	%D / %DRIFT	MAX %D / %DRIFT	CURVE TYPE	
$ 4 Dibromofluoromethane	0.27543	0.27069	0.27069	0.010	1.72113	50.00000	Averaged	
$ 5 1,2-Dichloroethane-d4	0.28239	0.26661	0.26661	0.010	5.58832	50.00000	Averaged	
$ 6 Toluene-d8	1.35529	1.37865	1.37865	0.010	-1.72343	50.00000	Averaged	
$ 7 Bromofluorobenzene	0.92698	0.92869	0.92869	0.010	-0.18435	50.00000	Averaged	
8 Dichlorodifluoromethane	0.25286	0.27186	0.27186	0.010	-7.51616	50.00000	Averaged	
9 Chloromethane	0.36556	0.35398	0.35398	0.100	3.16541	50.00000	Averaged	
10 Vinyl Chloride	0.27573	0.29719	0.29719	0.010	-7.78235	20.00000	Averaged	
11 Bromomethane	0.13462	0.14287	0.14287	0.010	-6.12836	50.00000	Averaged	
12 Chloroethane	0.16260	0.16650	0.16650	0.010	-2.39911	50.00000	Averaged	
13 Trichlorofluoromethane	0.26554	0.31673	0.31673	0.010	-19.27769	50.00000	Averaged	
15 Acrolein	0.03142	0.02392	0.02392	0.010	23.87271	50.00000	Averaged	
16 Acetone	500	518	0.08611	0.010	-3.59656	0.000e+000	Wt Linear	
17 1,1-Dichloroethene	0.23886	0.24094	0.24094	0.010	-0.87369	20.00000	Averaged	
18 Freon-113	0.19183	0.21363	0.21363	0.010	-11.36529	50.00000	Averaged	
19 Iodomethane	0.40711	0.42654	0.42654	0.010	-4.77454	50.00000	Averaged	
20 Carbon Disulfide	0.68415	0.67971	0.67971	0.010	0.64890	50.00000	Averaged	
21 Methylene Chloride	250	253	0.27269	0.010	-1.06500	0.000e+000	Wt Linear	
22 Acetonitrile	0.03316	0.03158	0.03158	0.010	4.78171	50.00000	Averaged	
23 Acrylonitrile	0.09839	0.09280	0.09280	0.010	5.68898	50.00000	Averaged	
24 Methyl tert-butyl ether	0.62058	0.66574	0.66574	0.010	-7.27752	50.00000	Averaged	
25 trans-1,2-Dichloroethene	0.27738	0.28568	0.28568	0.010	-2.99432	50.00000	Averaged	
26 Hexane	0.06401	0.06467	0.06467	0.010	-1.03770	20.00000	Averaged	
27 Vinyl acetate	0.32001	0.20636	0.20636	0.010	35.51575	50.00000	Averaged	
154 Vinyl Acetate**2nd**	0.02851	0.01792	0.01792	0.010	37.14999	50.00000	Averaged	
28 1,1-Dichloroethane	0.49634	0.51150	0.51150	0.100	-3.05461	50.00000	Averaged	
29 tert-Butyl Alcohol	0.02261	0.02179	0.02179	0.010	3.66053	50.00000	Averaged	
30 2-Butanone	0.12811	0.10533	0.10533	0.010	17.78452	50.00000	Averaged	
M 31 1,2-Dichloroethene (total)	0.28079	0.28947	0.28947	0.010	-3.08950	50.00000	Averaged	
32 cis-1,2-dichloroethene	0.28421	0.29325	0.29325	0.010	-3.18239	50.00000	Averaged	
33 2,2-Dichloropropane	0.19420	0.20413	0.20413	0.010	-5.11261	50.00000	Averaged	
34 Bromochloromethane	0.13814	0.14146	0.14146	0.010	-2.40276	50.00000	Averaged	
35 Chloroform	0.45496	0.46400	0.46400	0.010	-1.98583	20.00000	Averaged	
36 Tetrahydrofuran	0.08298	0.07041	0.07041	0.010	15.15232	50.00000	Averaged	
37 1,1,1-Trichloroethane	0.32897	0.36489	0.36489	0.010	-10.91992	50.00000	Averaged	
38 1,1-Dichloropropene	0.34497	0.36887	0.36887	0.010	-6.92564	50.00000	Averaged	
39 Carbon Tetrachloride	0.28593	0.37016	0.37016	0.010	-29.45949	50.00000	Averaged	
40 1,2-Dichloroethane	0.33673	0.33339	0.33339	0.010	0.99184	50.00000	Averaged	
41 Benzene	1.08058	1.06668	1.06668	0.010	1.28667	50.00000	Averaged	
42 Trichloroethene	0.29782	0.30175	0.30175	0.010	-1.32024	50.00000	Averaged	
43 1,2-Dichloropropane	0.27071	0.27117	0.27117	0.010	-0.16799	20.00000	Averaged	
44 1,4-Dioxane	0.00223	0.00206	0.00206	0.010	7.67268	50.00000	Averaged	<-
45 Dibromomethane	0.13786	0.13496	0.13496	0.010	2.10290	50.00000	Averaged	
46 Bromodichloromethane	0.27945	0.29317	0.29317	0.010	-4.90828	50.00000	Averaged	

Data File: \\cansvr11\dd\chem\MSV\a3ux14.i\R00226A.b\148213.D
Report Date: 26-Feb-2010 12:32

TestAmerica North Canton

CONTINUING CALIBRATION COMPOUNDS

Instrument ID: a3ux14.i Injection Date: 26-FEB-2010 11:30
Lab File ID: 148213.D Init. Cal. Date(s): 08-JAN-2010 14-JAN-2010
Analysis Type: SOIL Init. Cal. Times: 12:27 17:14
Lab Sample ID: 250NG-CC Quant Type: ISTD
Method: \\cansvr11\dd\chem\MSV\a3ux14.i\R00226A.b\8260SUX14.m

COMPOUND	RRF / AMOUNT	RF250	CCAL RRF250	MIN RRF	%D / %DRIFT	MAX %D / %DRIFT	CURVE TYPE
47 2-Chloroethyl vinyl ether	500	423	0.10790	0.010	15.47530	0.000e+000	Wt Linear
48 cis-1,3-Dichloropropene	0.34370	0.34187	0.34187	0.010	0.53278	50.00000	Averaged
49 4-Methyl-2-pentanone	0.30190	0.28703	0.28703	0.010	4.92758	50.00000	Averaged
50 Toluene	1.47660	1.56770	1.56770	0.010	-6.16967	20.00000	Averaged
51 trans-1,3-Dichloropropene	0.38806	0.38169	0.38169	0.010	1.64287	50.00000	Averaged
52 Ethyl Methacrylate	250	213	0.32267	0.010	14.85109	0.000e+000	Wt Linear
53 1,1,2-Trichloroethane	0.26341	0.26203	0.26203	0.010	0.52544	50.00000	Averaged
54 1,3-Dichloropropane	0.44131	0.43925	0.43925	0.010	0.46801	50.00000	Averaged
55 Tetrachloroethene	0.31174	0.32727	0.32727	0.010	-4.98302	50.00000	Averaged
56 2-Hexanone	0.20799	0.19610	0.19610	0.010	5.71807	50.00000	Averaged
57 Dibromochloromethane	0.27496	0.29069	0.29069	0.010	-5.72278	50.00000	Averaged
58 1,2-Dibromoethane	0.25432	0.25023	0.25023	0.010	1.60811	50.00000	Averaged
59 Chlorobenzene	1.01494	1.03200	1.03200	0.300	-1.68031	50.00000	Averaged
60 1,1,1,2-Tetrachloroethane	0.32190	0.35109	0.35109	0.010	-9.06826	50.00000	Averaged
61 Ethylbenzene	0.52312	0.56562	0.56562	0.010	-8.12287	20.00000	Averaged
62 m + p-Xylene	0.63288	0.70550	0.70550	0.010	-11.47412	50.00000	Averaged
M 63 Xylenes (total)	0.62069	0.69387	0.69387	0.010	-11.79024	50.00000	Averaged
64 Xylene-o	0.59632	0.67063	0.67063	0.010	-12.46122	50.00000	Averaged
65 Styrene	0.94789	1.07078	1.07078	0.010	-12.96518	50.00000	Averaged
66 Bromoform	0.16647	0.17537	0.17537	0.100	-5.34426	50.00000	Averaged
67 Isopropylbenzene	1.60039	1.81102	1.81102	0.010	-13.16125	50.00000	Averaged
68 1,1,2,2-Tetrachloroethane	0.61326	0.61718	0.61718	0.300	-0.63991	50.00000	Averaged
69 1,4-Dichloro-2-butene	0.19027	0.18270	0.18270	0.010	3.98058	50.00000	Averaged
70 1,2,3-Trichloropropane	0.17772	0.17656	0.17656	0.010	0.65581	50.00000	Averaged
71 Bromobenzene	0.73608	0.76225	0.76225	0.010	-3.55497	50.00000	Averaged
72 n-Propylbenzene	0.85584	0.93233	0.93233	0.010	-8.93701	50.00000	Averaged
73 2-Chlorotoluene	0.69627	0.79087	0.79087	0.010	-13.58725	50.00000	Averaged
74 1,3,5-Trimethylbenzene	2.37034	2.66892	2.66892	0.010	-12.59644	50.00000	Averaged
75 4-Chlorotoluene	0.73518	0.82117	0.82117	0.010	-11.69677	50.00000	Averaged
76 tert-Butylbenzene	2.19484	2.46401	2.46401	0.010	-12.26355	50.00000	Averaged
77 1,2,4-Trimethylbenzene	2.41951	2.70204	2.70204	0.010	-11.67744	50.00000	Averaged
78 sec-Butylbenzene	3.15647	3.46751	3.46751	0.010	-9.85388	50.00000	Averaged
79 4-Isopropyltoluene	2.68270	2.87650	2.87650	0.010	-7.22401	50.00000	Averaged
80 1,3-Dichlorobenzene	1.39754	1.45352	1.45352	0.010	-4.00507	50.00000	Averaged
81 1,4-Dichlorobenzene	1.48261	1.45140	1.45140	0.010	2.10505	50.00000	Averaged
82 n-Butylbenzene	2.32775	2.48752	2.48752	0.010	-6.86377	50.00000	Averaged
83 1,2-Dichlorobenzene	1.30847	1.33318	1.33318	0.010	-1.88817	50.00000	Averaged
84 1,2-Dibromo-3-chloropropane	0.10583	0.10110	0.10110	0.010	4.47757	50.00000	Averaged
85 1,2,4-Trichlorobenzene	0.84675	0.82413	0.82413	0.010	2.67049	50.00000	Averaged
87 Naphthalene	1.94875	1.77460	1.77460	0.010	8.93656	50.00000	Averaged
86 Hexachlorobutadiene	0.54279	0.51170	0.51170	0.010	5.72801	50.00000	Averaged
88 1,2,3-Trichlorobenzene	0.83409	0.76867	0.76867	0.010	7.84395	50.00000	Averaged
98 Cyclohexane	0.58694	0.63397	0.63397	0.010	-8.01428	50.00000	Averaged

Data File: \\cansvr11\dd\chem\MSV\a3ux14.i\R00226A.b\148213.D
Report Date: 26-Feb-2010 12:32

TestAmerica North Canton

CONTINUING CALIBRATION COMPOUNDS

Instrument ID: a3ux14.i Injection Date: 26-FEB-2010 11:30
Lab File ID: 148213.D Init. Cal. Date(s): 08-JAN-2010 14-JAN-2010
Analysis Type: SOIL Init. Cal. Times: 12:27 17:14
Lab Sample ID: 250NG-CC Quant Type: ISTD
Method: \\cansvr11\dd\chem\MSV\a3ux14.i\R00226A.b\8260SUX14.m

COMPOUND	RRF / AMOUNT	RF250	CCAL RRF250	MIN RRF	%D / %DRIFT	MAX %D / %DRIFT	CURVE TYPE
143 Methyl Acetate	0.24297	0.23434	0.23434	0.010	3.55354	50.00000	Averaged
144 Methylcyclohexane	0.50183	0.57209	0.57209	0.010	-14.00034	50.00000	Averaged
141 1,3,5-Trichlorobenzene	0.99845	1.00224	1.00224	0.010	-0.37998	50.00000	Averaged

Data File: \\cansvr11\dd\chem\MSV\a3ux14.i\R00226A.b\148213.D
Report Date: 26-Feb-2010 12:32

TestAmerica North Canton

VOLATILE REPORT SW-846 Method 8260A/8260B

Data file : \\cansvr11\dd\chem\MSV\a3ux14.i\R00226A.b\148213.D
Lab Smp Id: 250NG-CC
Inj Date : 26-FEB-2010 11:30
Operator : 2807 Inst ID: a3ux14.i
Smp Info : 250NG-CC
Misc Info : R00226A,8260SUX14,1-8260.SUB,2807,2
Comment :
Method : \\cansvr11\dd\chem\MSV\a3ux14.i\R00226A.b\8260SUX14.m
Meth Date : 26-Feb-2010 12:32 a3ux14.i Quant Type: ISTD
Cal Date : 14-JAN-2010 15:16 Cal File: 147364.D
Als bottle: 2 Continuing Calibration Sample
Dil Factor: 1.00000
Integrator: HP RTE Compound Sublist: 1-8260.SUB
Target Version: 4.14
Processing Host: CANPMSV26

Concentration Formula: Amt * DF * 1/Vo * CpndVariable

Name	Value	Description
DF	1.000	Dilution Factor
Vo	5.000	Sample Volume
Va	100.000	Injection Volume
Cpnd Variable		Local Compound Variable

	Compounds	QUANT SIG MASS	RT	EXP RT	REL RT	RESPONSE	AMOUNTS CAL-AMT (ng)	ON-COL (ng)
*	1 Fluorobenzene	96	6.599	6.599	(1.000)	1312011	250.000	
*	2 Chlorobenzene-d5	117	9.333	9.333	(1.000)	965181	250.000	
*	3 1,4-Dichlorobenzene-d4	152	11.309	11.309	(1.000)	531218	250.000	
$	4 Dibromofluoromethane	113	5.901	5.901	(0.894)	355144	250.000	245.70
$	5 1,2-Dichloroethane-d4	65	6.244	6.244	(0.946)	349789	250.000	236.03
$	6 Toluene-d8	98	8.090	8.090	(0.867)	1330643	250.000	254.31
$	7 Bromofluorobenzene	95	10.327	10.327	(0.913)	493336	250.000	250.46
	8 Dichlorodifluoromethane	85	1.298	1.298	(0.197)	356685	250.000	268.79
	9 Chloromethane	50	1.452	1.452	(0.220)	464431	250.000	242.09
	10 Vinyl Chloride	62	1.570	1.570	(0.238)	389911	250.000	269.46
	11 Bromomethane	94	1.878	1.878	(0.285)	187452	250.000	265.32
	12 Chloroethane	64	1.996	1.996	(0.303)	218456	250.000	256.00
	13 Trichlorofluoromethane	101	2.268	2.268	(0.344)	415552	250.000	298.19
	15 Acrolein	56	2.730	2.730	(0.414)	313832	2500.00	1903.2
	16 Acetone	43	2.931	2.931	(0.444)	225960	500.000	517.98
	17 1,1-Dichloroethene	96	2.848	2.848	(0.432)	316120	250.000	252.18
	18 Freon-113	151	2.896	2.896	(0.439)	280285	250.000	278.41
	19 Iodomethane	142	3.026	3.026	(0.459)	559629	250.000	261.94
	20 Carbon Disulfide	76	3.097	3.097	(0.469)	891782	250.000	248.38

21 Methylene Chloride	84	3.499	3.499 (0.530)	357776	250.000	252.66
22 Acetonitrile	41	3.286	3.286 (0.498)	414302	2500.00	2380.4
23 Acrylonitrile	53	3.890	3.890 (0.589)	243500	500.000	471.56

Data File: \\cansvr11\dd\chem\MSV\a3ux14.i\R00226A.b\148213.D
Report Date: 26-Feb-2010 12:32

	Compounds	QUANT SIG MASS	RT	EXP RT	REL RT	RESPONSE	AMOUNTS CAL-AMT (ng)	ON-COL (ng)
	24 Methyl tert-butyl ether	73	3.972	3.972	(0.602)	873455	250.000	268.19
	25 trans-1,2-Dichloroethene	96	3.925	3.925	(0.595)	374818	250.000	257.48
	26 Hexane	86	4.387	4.387	(0.665)	84854	250.000	252.59
	27 Vinyl acetate	43	4.694	4.694	(0.711)	270744	250.000	161.21
	154 Vinyl Acetate**2nd**	86	4.694	4.694	(0.711)	23512	250.000	157.12(A)
	28 1,1-Dichloroethane	63	4.564	4.564	(0.692)	671089	250.000	257.64
	29 tert-Butyl Alcohol	59	3.771	3.771	(0.571)	571672	5000.00	4817.0
	30 2-Butanone	43	5.380	5.380	(0.815)	276376	500.000	411.08
M	31 1,2-Dichloroethene (total)	96				759569	500.000	
	32 cis-1,2-dichloroethene	96	5.333	5.333	(0.808)	384751	250.000	257.96
	33 2,2-Dichloropropane	77	5.321	5.321	(0.806)	267817	250.000	262.78
	34 Bromochloromethane	128	5.605	5.605	(0.849)	185593	250.000	256.01
	35 Chloroform	83	5.724	5.724	(0.867)	608768	250.000	254.96
	36 Tetrahydrofuran	42	5.676	5.676	(0.860)	92374	250.000	212.12
	37 1,1,1-Trichloroethane	97	5.901	5.901	(0.894)	478745	250.000	277.30
	38 1,1-Dichloropropene	75	6.090	6.090	(0.923)	483955	250.000	267.31
	39 Carbon Tetrachloride	117	6.090	6.090	(0.923)	485656	250.000	323.65
	40 1,2-Dichloroethane	62	6.327	6.327	(0.959)	437410	250.000	247.52
	41 Benzene	78	6.303	6.303	(0.955)	1399497	250.000	246.78
	42 Trichloroethene	130	6.966	6.966	(1.056)	395898	250.000	253.30
	43 1,2-Dichloropropane	63	7.167	7.167	(1.086)	355773	250.000	250.42
	44 1,4-Dioxane	88	7.309	7.309	(1.108)	135286	12500.0	11541
	45 Dibromomethane	93	7.274	7.274	(1.102)	177071	250.000	244.74
	46 Bromodichloromethane	83	7.439	7.439	(1.127)	384642	250.000	262.27
	47 2-Chloroethyl vinyl ether	63	7.723	7.723	(1.170)	283139	500.000	422.62
	48 cis-1,3-Dichloropropene	75	7.842	7.842	(1.188)	448538	250.000	248.67
	49 4-Methyl-2-pentanone	43	7.996	7.996	(0.857)	554066	500.000	475.36
	50 Toluene	91	8.138	8.138	(0.872)	1513117	250.000	265.42
	51 trans-1,3-Dichloropropene	75	8.339	8.339	(0.894)	368399	250.000	245.89
	52 Ethyl Methacrylate	69	8.433	8.433	(0.904)	311437	250.000	212.87
	53 1,1,2-Trichloroethane	97	8.493	8.493	(0.910)	252902	250.000	248.69
	54 1,3-Dichloropropane	76	8.635	8.635	(0.925)	423952	250.000	248.83
	55 Tetrachloroethene	164	8.623	8.623	(0.924)	315878	250.000	262.46
	56 2-Hexanone	43	8.717	8.717	(0.934)	378544	500.000	471.41
	57 Dibromochloromethane	129	8.836	8.836	(0.947)	280569	250.000	264.31
	58 1,2-Dibromoethane	107	8.930	8.930	(0.957)	241522	250.000	245.98
	59 Chlorobenzene	112	9.356	9.356	(1.003)	996062	250.000	254.20
	60 1,1,1,2-Tetrachloroethane	131	9.427	9.427	(1.010)	338862	250.000	272.67
	61 Ethylbenzene	106	9.451	9.451	(1.013)	545921	250.000	270.31
	62 m + p-Xylene	106	9.557	9.557	(1.024)	1361862	500.000	557.37
	64 Xylene-o	106	9.889	9.889	(1.060)	647276	250.000	281.15
	65 Styrene	104	9.901	9.901	(1.061)	1033498	250.000	282.41
	66 Bromoform	173	10.054	10.054	(1.077)	169260	250.000	263.36
	67 Isopropylbenzene	105	10.196	10.196	(1.093)	1747958	250.000	282.90
	68 1,1,2,2-Tetrachloroethane	83	10.445	10.445	(0.924)	327857	250.000	251.60
	69 1,4-Dichloro-2-butene	53	10.492	10.492	(0.928)	97051	250.000	240.05
	70 1,2,3-Trichloropropane	110	10.480	10.480	(0.927)	93790	250.000	248.36
	71 Bromobenzene	156	10.457	10.457	(0.925)	404919	250.000	258.89
	72 n-Propylbenzene	120	10.551	10.551	(0.933)	495269	250.000	272.34
	73 2-Chlorotoluene	126	10.622	10.622	(0.939)	420126	250.000	283.97
	74 1,3,5-Trimethylbenzene	105	10.693	10.693	(0.946)	1417776	250.000	281.49
	75 4-Chlorotoluene	126	10.717	10.717	(0.948)	436219	250.000	279.24

76	tert-Butylbenzene	119	10.977	10.977 (0.971)	1308926	250.000	280.66
77	1,2,4-Trimethylbenzene	105	11.013	11.013 (0.974)	1435374	250.000	279.19

Data File: \\cansvr11\dd\chem\MSV\a3ux14.i\R00226A.b\148213.D
Report Date: 26-Feb-2010 12:32

Compounds	QUANT SIG MASS	RT	EXP RT	REL RT	RESPONSE	AMOUNTS CAL-AMT (ng)	AMOUNTS ON-COL (ng)
78 sec-Butylbenzene	105	11.155	11.155	(0.986)	1842003	250.000	274.63
79 4-Isopropyltoluene	119	11.273	11.273	(0.997)	1528047	250.000	268.06
80 1,3-Dichlorobenzene	146	11.250	11.250	(0.995)	772134	250.000	260.01
81 1,4-Dichlorobenzene	146	11.321	11.321	(1.001)	771012	250.000	244.74
82 n-Butylbenzene	91	11.616	11.616	(1.027)	1321417	250.000	267.16
83 1,2-Dichlorobenzene	146	11.640	11.640	(1.029)	708208	250.000	254.72
84 1,2-Dibromo-3-chloropropane	157	12.291	12.291	(1.087)	53704	250.000	238.81
85 1,2,4-Trichlorobenzene	180	12.989	12.989	(1.149)	437795	250.000	243.32
87 Naphthalene	128	13.178	13.178	(1.165)	942700	250.000	227.66
86 Hexachlorobutadiene	225	13.131	13.131	(1.161)	271824	250.000	235.68
88 1,2,3-Trichlorobenzene	180	13.380	13.380	(1.183)	408330	250.000	230.39
98 Cyclohexane	56	5.960	5.960	(0.903)	831781	250.000	270.04
143 Methyl Acetate	43	3.393	3.393	(0.514)	614907	500.000	482.23
144 Methylcyclohexane	83	7.144	7.144	(1.082)	750584	250.000	285.00
141 1,3,5-Trichlorobenzene	180	12.480	12.480	(1.104)	532408	250.000	250.95

QC Flag Legend

A - Target compound detected but, quantitated amount
exceeded maximum amount.

Data File: \\cansvr11\dd\chem\MSV\a3ux14.i\R00226A.b\148213.D
Report Date: 26-Feb-2010 12:32

TestAmerica North Canton

INTERNAL STANDARD COMPOUNDS
AREA AND RT SUMMARY

Instrument ID: a3ux14.i
Lab File ID: 148213.D
Lab Smp Id: 250NG-CC
Analysis Type: VOA
Quant Type: ISTD
Operator: 2807
Method File: \\cansvr11\dd\chem\MSV\a3ux14.i\R00226A.b\8260SUX14.m
Misc Info: R00226A,8260SUX14,1-8260.SUB,2807,2

Calibration Date: 26-FEB-2010
Calibration Time: 11:52
Level: LOW
Sample Type: SOIL

		AREA LIMIT			
COMPOUND	STANDARD	LOWER	UPPER	SAMPLE	%DIFF
1 Fluorobenzene	1360516	680258	2721032	1312011	-3.57
2 Chlorobenzene-d5	954083	477042	1908166	965181	1.16
3 1,4-Dichlorobenze	468006	234003	936012	531218	13.51

		RT LIMIT			
COMPOUND	STANDARD	LOWER	UPPER	SAMPLE	%DIFF
1 Fluorobenzene	6.60	6.10	7.10	6.60	0.00
2 Chlorobenzene-d5	9.33	8.83	9.83	9.33	0.00
3 1,4-Dichlorobenze	11.31	10.81	11.81	11.31	0.00

AREA UPPER LIMIT = +100% of internal standard area.
AREA LOWER LIMIT = - 50% of internal standard area.
RT UPPER LIMIT = + 0.50 minutes of internal standard RT.
RT LOWER LIMIT = - 0.50 minutes of internal standard RT.

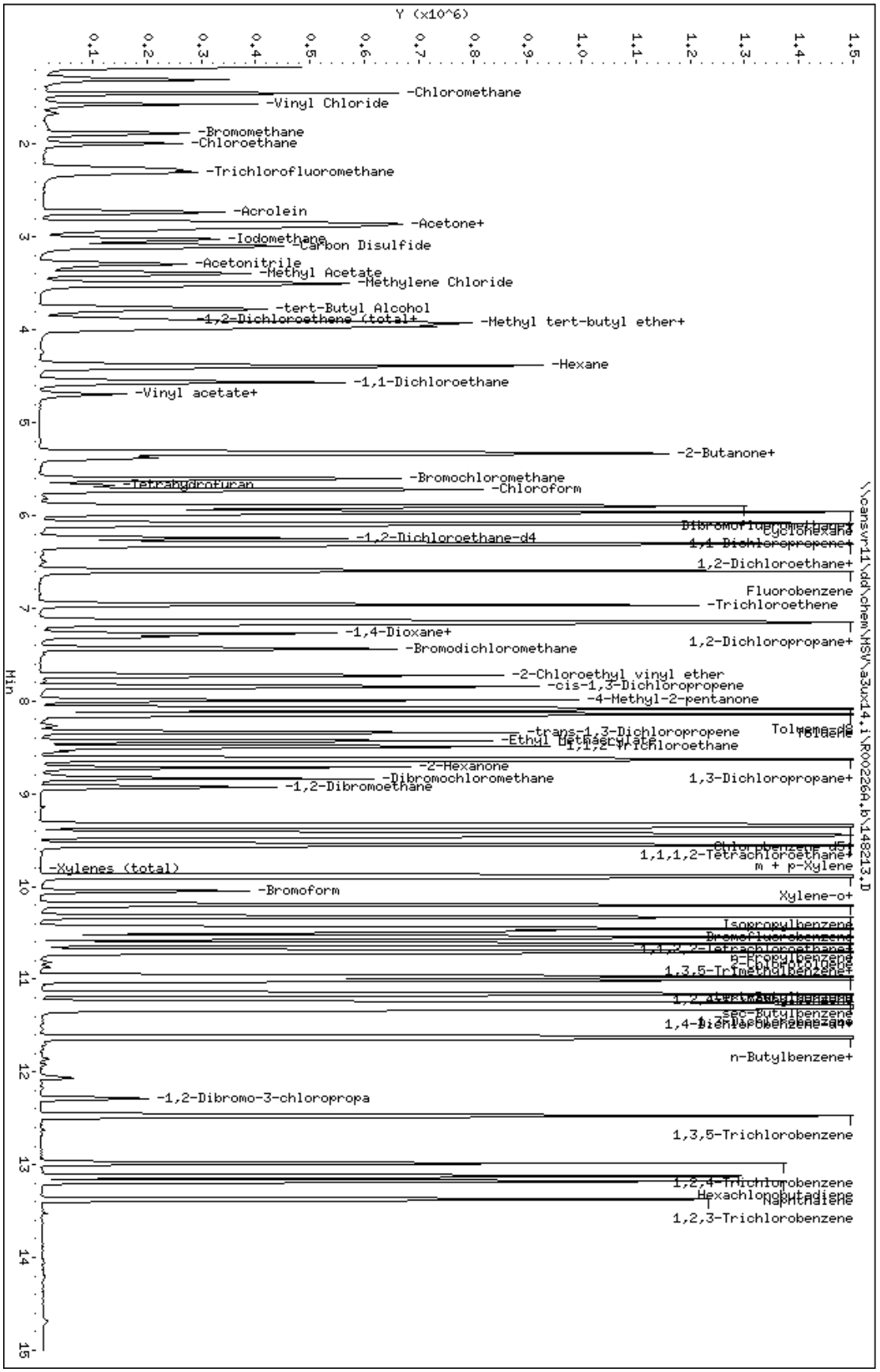

Data File: \\cansvr11\dd\chem\MSV\a3ux14.i\R00226A.b\148213.D
Date : 26-FEB-2010 11:30
Client ID:
Sample Info: 250NG-CC
Purge Volume: 5.0
Column phase: DB624

Instrument: a3ux14.i
Operator: 2807
Column diameter: 0.18

Data File: \\cansvr11\dd\chem\MSV\a3ux14.i\R00226A.b\148218.D
Report Date: 26-Feb-2010 13:36

TestAmerica North Canton

RECOVERY REPORT

Client Name: Client SDG: SDGa00468
Sample Matrix: SOLID Fraction: VOA
Lab Smp Id: QCMRL
Level: LOW Operator: 2807
Data Type: MS DATA SampleType: MRL
SpikeList File: MRL.spk Quant Type: ISTD
Sublist File: 1-8260.SUB
Method File: \\cansvr11\dd\chem\MSV\a3ux14.i\R00226A.b\8260SUX14.m
Misc Info: R00226A,8260SUX14,1-8260.SUB,2807,3

	SPIKE COMPOUND	CONC ADDED UG/KG	CONC RECOVERED UG/KG	% RECOVERED	LIMITS
*	1 Fluorobenzene	0.0000	50.000	0.00	0-0
*	2 Chlorobenzene-d5	0.0000	50.000	0.00	0-0
*	3 1,4-Dichlorobenzen	0.0000	50.000	0.00	0-0
$	6 Toluene-d8	50.000	50.207	100.41	50-150
$	7 Bromofluorobenzene	50.000	50.804	101.61	50-150
	60 1,1,1,2-Tetrachlor	5.000	5.495	109.90	70-130
	37 1,1,1-Trichloroeth	5.000	6.017	120.35	70-130
	68 1,1,2,2-Tetrachlor	5.000	5.549	110.98	70-130
	53 1,1,2-Trichloroeth	5.000	5.350	107.01	70-130
	28 1,1-Dichloroethane	5.000	5.685	113.70	70-130
	17 1,1-Dichloroethene	5.000	5.868	117.37	70-130
	38 1,1-Dichloropropen	5.000	5.701	114.02	70-130
	88 1,2,3-Trichloroben	5.000	6.260	125.20	70-130
	70 1,2,3-Trichloropro	5.000	5.612	112.24	70-130
	85 1,2,4-Trichloroben	5.000	5.886	117.72	70-130
	77 1,2,4-Trimethylben	5.000	5.240	104.79	70-130
	84 1,2-Dibromo-3-chlo	5.000	4.952	99.04	70-130
	58 1,2-Dibromoethane	5.000	5.482	109.64	70-130
	83 1,2-Dichlorobenzen	5.000	5.873	117.46	70-130
	40 1,2-Dichloroethane	5.000	5.653	113.07	70-130
	43 1,2-Dichloropropan	5.000	5.334	106.67	70-130
	74 1,3,5-Trimethylben	5.000	5.377	107.54	70-130
	80 1,3-Dichlorobenzen	5.000	5.712	114.23	70-130
	54 1,3-Dichloropropan	5.000	5.384	107.67	70-130
	81 1,4-Dichlorobenzen	5.000	5.885	117.70	70-130
	33 2,2-Dichloropropan	5.000	5.371	107.41	70-130
	30 2-Butanone	10.000	9.361	93.61	70-130
	73 2-Chlorotoluene	5.000	6.016	120.31	70-130
	56 2-Hexanone	10.000	9.684	96.85	70-130
	75 4-Chlorotoluene	5.000	6.210	124.20	70-130
	49 4-Methyl-2-pentano	10.000	9.270	92.70	70-130
	16 Acetone	10.000	7.957	79.57	70-130
	41 Benzene	5.000	5.497	109.93	70-130
	71 Bromobenzene	5.000	6.129	122.59	70-130
	34 Bromochloromethane	5.000	5.909	118.17	70-130
	46 Bromodichlorometha	5.000	5.093	101.87	70-130
	66 Bromoform	5.000	5.008	100.15	70-130
	11 Bromomethane	5.000	6.653	133.06*	70-130

20 Carbon Disulfide	5.000	5.312	106.24	70-130
39 Carbon Tetrachlori	5.000	6.762	135.24*	70-130

Data File: \\cansvr11\dd\chem\MSV\a3ux14.i\R00226A.b\148218.D
Report Date: 26-Feb-2010 13:36

	SPIKE COMPOUND	CONC ADDED UG/KG	CONC RECOVERED UG/KG	% RECOVERED	LIMITS
	59 Chlorobenzene	5.000	5.781	115.62	70-130
	57 Dibromochlorometha	5.000	4.881	97.61	70-130
	12 Chloroethane	5.000	5.575	111.50	70-130
	35 Chloroform	5.000	5.586	111.73	70-130
	9 Chloromethane	5.000	5.275	105.49	70-130
	32 cis-1,2-dichloroet	5.000	5.430	108.61	70-130
	48 cis-1,3-Dichloropr	5.000	4.649	92.97	70-130
	45 Dibromomethane	5.000	5.631	112.63	70-130
	8 Dichlorodifluorome	5.000	5.811	116.23	70-130
	61 Ethylbenzene	5.000	5.609	112.18	70-130
	86 Hexachlorobutadien	5.000	5.736	114.72	70-130
	67 Isopropylbenzene	5.000	5.232	104.64	70-130
	62 m + p-Xylene	10.000	11.484	114.84	70-130
	21 Methylene Chloride	5.000	3.557	71.13	70-130
	87 Naphthalene	5.000	4.578	91.55	70-130
	82 n-Butylbenzene	5.000	4.982	99.64	70-130
	72 n-Propylbenzene	5.000	5.474	109.47	70-130
	64 Xylene-o	5.000	5.484	109.67	70-130
	79 4-Isopropyltoluene	5.000	4.982	99.65	70-130
	78 sec-Butylbenzene	5.000	5.291	105.82	70-130
	65 Styrene	5.000	5.075	101.51	70-130
	76 tert-Butylbenzene	5.000	5.023	100.47	70-130
	55 Tetrachloroethene	5.000	5.780	115.61	70-130
	50 Toluene	5.000	6.701	134.03*	70-130
	25 trans-1,2-Dichloro	5.000	5.594	111.88	70-130
	51 trans-1,3-Dichloro	5.000	4.565	91.31	70-130
	42 Trichloroethene	5.000	5.730	114.60	70-130
	13 Trichlorofluoromet	5.000	5.536	110.72	70-130
	10 Vinyl Chloride	5.000	5.924	118.49	70-130
	19 Iodomethane	5.000	6.023	120.45	70-130
	24 Methyl tert-butyl	5.000	5.441	108.83	70-130
	15 Acrolein	50.000	67.912	135.82*	70-130
	18 Freon-113	5.000	6.402	128.03	70-130
	22 Acetonitrile	50.000	59.308	118.62	70-130
	23 Acrylonitrile	10.000	11.212	112.12	70-130
	26 Hexane	5.000	5.457	109.15	70-130
	29 tert-Butyl Alcohol	100.00	109.90	109.90	70-130
M	31 1,2-Dichloroethene	10.000	11.024	110.24	70-130
	36 Tetrahydrofuran	5.000	4.695	93.91	70-130
	47 2-Chloroethyl viny	10.000	8.702	87.02	70-130
	44 1,4-Dioxane	250.00	232.91	93.16	70-130
	52 Ethyl Methacrylate	5.000	4.551	91.02	70-130
M	63 Xylenes (total)	15.000	16.967	113.12	70-130
	69 1,4-Dichloro-2-but	5.000	5.434	108.68	70-130
	98 Cyclohexane	5.000	5.929	118.58	70-130
	141 1,3,5-Trichloroben	5.000	5.776	115.52	70-130
	143 Methyl Acetate	10.000	10.588	105.88	70-130
	144 Methylcyclohexane	5.000	5.412	108.24	70-130
	27 Vinyl acetate	5.000	4.962	99.23	70-130

Data File: \\cansvr11\dd\chem\MSV\a3ux14.i\R00226A.b\148218.D
Report Date: 26-Feb-2010 13:36

TestAmerica North Canton

RECOVERY REPORT

Client Name: Client SDG: SDGa00468
Sample Matrix: SOLID Fraction: VOA
Lab Smp Id: QCMRL
Level: LOW Operator: 2807
Data Type: MS DATA SampleType: MRL
SpikeList File: MRL.spk Quant Type: ISTD
Sublist File: 1-8260.SUB
Method File: \\cansvr11\dd\chem\MSV\a3ux14.i\R00226A.b\8260SUX14.m
Misc Info: R00226A,8260SUX14,1-8260.SUB,2807,3

SURROGATE COMPOUND	CONC ADDED UG/KG	CONC RECOVERED UG/KG	% RECOVERED	LIMITS
$ 4 Dibromofluorometha	50.000	48.249	96.50	59-138
$ 5 1,2-Dichloroethane	50.000	47.230	94.46	61-130
$ 6 Toluene-d8	50.000	50.207	100.41	60-143
$ 7 Bromofluorobenzene	50.000	50.804	101.61	47-158

Data File: \\cansvr11\dd\chem\MSV\a3ux14.i\R00226A.b\148218.D
Report Date: 26-Feb-2010 13:36

TestAmerica North Canton

VOLATILE REPORT SW-846 Method 8260A/8260B

Data file : \\cansvr11\dd\chem\MSV\a3ux14.i\R00226A.b\148218.D
Lab Smp Id: QCMRL
Inj Date : 26-FEB-2010 13:19
Operator : 2807 Inst ID: a3ux14.i
Smp Info : QCMRL
Misc Info : R00226A,8260SUX14,1-8260.SUB,2807,3
Comment :
Method : \\cansvr11\dd\chem\MSV\a3ux14.i\R00226A.b\8260SUX14.m
Meth Date : 26-Feb-2010 12:32 macenczaks Quant Type: ISTD
Cal Date : 14-JAN-2010 15:16 Cal File: 147364.D
Als bottle: 7 QC Sample: MRL
Dil Factor: 1.00000
Integrator: HP RTE Compound Sublist: 1-8260.SUB
Target Version: 4.14
Processing Host: CANPMSV26

Concentration Formula: Amt * DF * 1/Vo * CpndVariable

Name	Value	Description
DF	1.000	Dilution Factor
Vo	5.000	Sample Volume
Va	100.000	Injection Volume
Cpnd Variable		Local Compound Variable

Compounds	QUANT SIG MASS	RT	EXP RT	REL RT	RESPONSE	CONCENTRATIONS ON-COLUMN (ng)	FINAL (UG/KG)
* 1 Fluorobenzene	96	6.599	6.599	(1.000)	1320373	250.000	
* 2 Chlorobenzene-d5	117	9.333	9.333	(1.000)	963026	250.000	
* 3 1,4-Dichlorobenzene-d4	152	11.309	11.309	(1.000)	523833	250.000	
$ 4 Dibromofluoromethane	113	5.901	5.901	(0.894)	350929	241.244	48.249
$ 5 1,2-Dichloroethane-d4	65	6.244	6.244	(0.946)	352201	236.152	47.230
$ 6 Toluene-d8	98	8.090	8.090	(0.867)	1310590	251.037	50.207
$ 7 Bromofluorobenzene	95	10.327	10.327	(0.913)	493396	254.023	50.804
8 Dichlorodifluoromethane	85	1.310	1.298	(0.199)	38805	29.0574	5.811
9 Chloromethane	50	1.452	1.452	(0.220)	50918	26.3731	5.275
10 Vinyl Chloride	62	1.570	1.570	(0.238)	43138	29.6226	5.924
11 Bromomethane	94	1.890	1.878	(0.286)	23652	33.2652	6.653(R)
12 Chloroethane	64	2.008	1.996	(0.304)	23938	27.8741	5.575
13 Trichlorofluoromethane	101	2.280	2.268	(0.346)	38819	27.6796	5.536
15 Acrolein	56	2.730	2.730	(0.414)	56350	339.561	67.912(R)
16 Acetone	43	2.943	2.931	(0.446)	41539	39.7843	7.957
17 1,1-Dichloroethene	96	2.860	2.848	(0.433)	37015	29.3416	5.868
18 Freon-113	151	2.896	2.896	(0.439)	32429	32.0084	6.402
19 Iodomethane	142	3.026	3.026	(0.459)	64748	30.1136	6.023
20 Carbon Disulfide	76	3.097	3.097	(0.469)	95973	26.5610	5.312

21	Methylene Chloride	84	3.511	3.499 (0.532)	53376	17.7832	3.557
22	Acetonitrile	41	3.298	3.286 (0.500)	51940	296.542	59.308
23	Acrylonitrile	53	3.890	3.890 (0.589)	29133	56.0608	11.212

Data File: \\cansvr11\dd\chem\MSV\a3ux14.i\R00226A.b\148218.D
Report Date: 26-Feb-2010 13:36

	Compounds	QUANT SIG MASS	RT	EXP RT	REL RT	RESPONSE	CONCENTRATIONS ON-COLUMN (ng)	FINAL (UG/KG)
	24 Methyl tert-butyl ether	73	3.972	3.972	(0.602)	89173	27.2071	5.441
	25 trans-1,2-Dichloroethene	96	3.925	3.925	(0.595)	40974	27.9693	5.594
	26 Hexane	86	4.398	4.387	(0.666)	9225	27.2872	5.457
	27 Vinyl acetate	43	4.694	4.694	(0.711)	41929	24.8079	4.962
	154 Vinyl Acetate**2nd**	86	4.694	4.694	(0.711)	3430	22.7767	4.555(A)
	28 1,1-Dichloroethane	63	4.564	4.564	(0.692)	74514	28.4254	5.685
	29 tert-Butyl Alcohol	59	3.771	3.771	(0.571)	65628	549.487	109.90
	30 2-Butanone	43	5.392	5.380	(0.817)	31670	46.8071	9.361
M	31 1,2-Dichloroethene (total)	96				81730	55.1211	11.024
	32 cis-1,2-dichloroethene	96	5.333	5.333	(0.808)	40756	27.1518	5.430
	33 2,2-Dichloropropane	77	5.321	5.321	(0.806)	27542	26.8530	5.371
	34 Bromochloromethane	128	5.605	5.605	(0.849)	21554	29.5433	5.909
	35 Chloroform	83	5.724	5.724	(0.867)	67117	27.9320	5.586
	36 Tetrahydrofuran	42	5.688	5.676	(0.862)	10289	23.4771	4.695
	37 1,1,1-Trichloroethane	97	5.913	5.901	(0.896)	52275	30.0871	6.017
	38 1,1-Dichloropropene	75	6.090	6.090	(0.923)	51934	28.5042	5.701
	39 Carbon Tetrachloride	117	6.090	6.090	(0.923)	51056	33.8090	6.762(R)
	40 1,2-Dichloroethane	62	6.327	6.327	(0.959)	50271	28.2671	5.653
	41 Benzene	78	6.303	6.303	(0.955)	156851	27.4835	5.497
	42 Trichloroethene	130	6.966	6.966	(1.056)	45063	28.6493	5.730
	43 1,2-Dichloropropane	63	7.167	7.167	(1.086)	38129	26.6681	5.334
	44 1,4-Dioxane	88	7.321	7.309	(1.109)	13738	1164.53	232.91
	45 Dibromomethane	93	7.274	7.274	(1.102)	20501	28.1565	5.631
	46 Bromodichloromethane	83	7.439	7.439	(1.127)	37588	25.4673	5.093
	47 2-Chloroethyl vinyl ether	63	7.723	7.723	(1.170)	23576	43.5119	8.702
	48 cis-1,3-Dichloropropene	75	7.842	7.842	(1.188)	42193	23.2435	4.649
	49 4-Methyl-2-pentanone	43	7.996	7.996	(0.857)	53903	46.3497	9.270
	50 Toluene	91	8.138	8.138	(0.872)	190586	33.5066	6.701(R)
	51 trans-1,3-Dichloropropene	75	8.339	8.339	(0.894)	34124	22.8275	4.565
	52 Ethyl Methacrylate	69	8.433	8.433	(0.904)	27421	22.7538	4.551
	53 1,1,2-Trichloroethane	97	8.493	8.493	(0.910)	27144	26.7513	5.350
	54 1,3-Dichloropropane	76	8.635	8.635	(0.925)	45760	26.9180	5.384
	55 Tetrachloroethene	164	8.623	8.623	(0.924)	34707	28.9020	5.780
	56 2-Hexanone	43	8.717	8.717	(0.934)	38797	48.4229	9.684
	57 Dibromochloromethane	129	8.836	8.836	(0.947)	25847	24.4034	4.881
	58 1,2-Dibromoethane	107	8.930	8.930	(0.957)	26852	27.4088	5.482
	59 Chlorobenzene	112	9.356	9.356	(1.003)	113012	28.9059	5.781
	60 1,1,1,2-Tetrachloroethane	131	9.427	9.427	(1.010)	34069	27.4755	5.495
	61 Ethylbenzene	106	9.451	9.451	(1.013)	56515	28.0454	5.609
	62 m + p-Xylene	106	9.557	9.557	(1.024)	139981	57.4184	11.484
M	63 Xylenes (total)	106				202963	84.8367	16.967
	64 Xylene-o	106	9.889	9.889	(1.060)	62982	27.4183	5.484
	65 Styrene	104	9.901	9.901	(1.061)	92662	25.3774	5.075
	66 Bromoform	173	10.054	10.054	(1.077)	16056	25.0383	5.008
	67 Isopropylbenzene	105	10.196	10.196	(1.093)	161272	26.1599	5.232
	68 1,1,2,2-Tetrachloroethane	83	10.445	10.445	(0.924)	35651	27.7445	5.549
	69 1,4-Dichloro-2-butene	53	10.492	10.492	(0.928)	10832	27.1699	5.434
	70 1,2,3-Trichloropropane	110	10.480	10.480	(0.927)	10449	28.0595	5.612
	71 Bromobenzene	156	10.457	10.457	(0.925)	47267	30.6465	6.129
	72 n-Propylbenzene	120	10.551	10.551	(0.933)	49078	27.3679	5.474
	73 2-Chlorotoluene	126	10.622	10.622	(0.939)	43882	30.0785	6.016
	74 1,3,5-Trimethylbenzene	105	10.693	10.693	(0.946)	133528	26.8850	5.377

75	4-Chlorotoluene	126	10.717	10.717 (0.948)	47829	31.0490	6.210
76	tert-Butylbenzene	119	10.977	10.977 (0.971)	115509	25.1165	5.023

Data File: \\cansvr11\dd\chem\MSV\a3ux14.i\R00226A.b\148218.D
Report Date: 26-Feb-2010 13:36

	Compounds	QUANT SIG MASS	RT	EXP RT	REL RT	RESPONSE	CONCENTRATIONS ON-COLUMN (ng)	CONCENTRATIONS FINAL (UG/KG)
77	1,2,4-Trimethylbenzene	105	11.013	11.013	(0.974)	132818	26.1985	5.240
78	sec-Butylbenzene	105	11.155	11.155	(0.986)	174963	26.4540	5.291
79	4-Isopropyltoluene	119	11.273	11.273	(0.997)	140034	24.9120	4.982
80	1,3-Dichlorobenzene	146	11.250	11.250	(0.995)	83627	28.5580	5.712
81	1,4-Dichlorobenzene	146	11.321	11.321	(1.001)	91413	29.4257	5.885
82	n-Butylbenzene	91	11.616	11.616	(1.027)	121492	24.9091	4.982
83	1,2-Dichlorobenzene	146	11.640	11.640	(1.029)	80509	29.3648	5.873
84	1,2-Dibromo-3-chloropropane	157	12.291	12.291	(1.087)	5491	24.7611	4.952
85	1,2,4-Trichlorobenzene	180	12.989	12.989	(1.149)	52216	29.4305	5.886
87	Naphthalene	128	13.178	13.178	(1.165)	93457	22.8877	4.578
86	Hexachlorobutadiene	225	13.131	13.131	(1.161)	32619	28.6804	5.736
88	1,2,3-Trichlorobenzene	180	13.380	13.380	(1.183)	54702	31.2994	6.260
98	Cyclohexane	56	5.972	5.960	(0.905)	91897	29.6452	5.929
143	Methyl Acetate	43	3.404	3.393	(0.516)	67934	52.9389	10.588
144	Methylcyclohexane	83	7.144	7.144	(1.082)	71718	27.0593	5.412
141	1,3,5-Trichlorobenzene	180	12.480	12.480	(1.104)	60419	28.8799	5.776

QC Flag Legend

A - Target compound detected but, quantitated amount
    exceeded maximum amount.
R - Spike/Surrogate failed recovery limits.

Data File: \\cansvr11\dd\chem\MSV\a3ux14.i\R00226A.b\148218.D
Report Date: 26-Feb-2010 13:36

TestAmerica North Canton

INTERNAL STANDARD COMPOUNDS
AREA AND RT SUMMARY

Instrument ID: a3ux14.i
Calibration Date: 26-FEB-2010
Lab File ID: 148218.D
Calibration Time: 11:30
Lab Smp Id: QCMRL
Analysis Type: VOA
Level: LOW
Quant Type: ISTD
Sample Type: SOIL
Operator: 2807
Method File: \\cansvr11\dd\chem\MSV\a3ux14.i\R00226A.b\8260SUX14.m
Misc Info: R00226A,8260SUX14,1-8260.SUB,2807,3

		AREA LIMIT			
COMPOUND	STANDARD	LOWER	UPPER	SAMPLE	%DIFF
1 Fluorobenzene	1312011	656006	2624022	1320373	0.64
2 Chlorobenzene-d5	965181	482591	1930362	963026	-0.22
3 1,4-Dichlorobenze	531218	265609	1062436	523833	-1.39

		RT LIMIT			
COMPOUND	STANDARD	LOWER	UPPER	SAMPLE	%DIFF
1 Fluorobenzene	6.60	6.10	7.10	6.60	-0.00
2 Chlorobenzene-d5	9.33	8.83	9.83	9.33	-0.00
3 1,4-Dichlorobenze	11.31	10.81	11.81	11.31	-0.00

AREA UPPER LIMIT = +100% of internal standard area.
AREA LOWER LIMIT = - 50% of internal standard area.
RT UPPER LIMIT = + 0.50 minutes of internal standard RT.
RT LOWER LIMIT = - 0.50 minutes of internal standard RT.

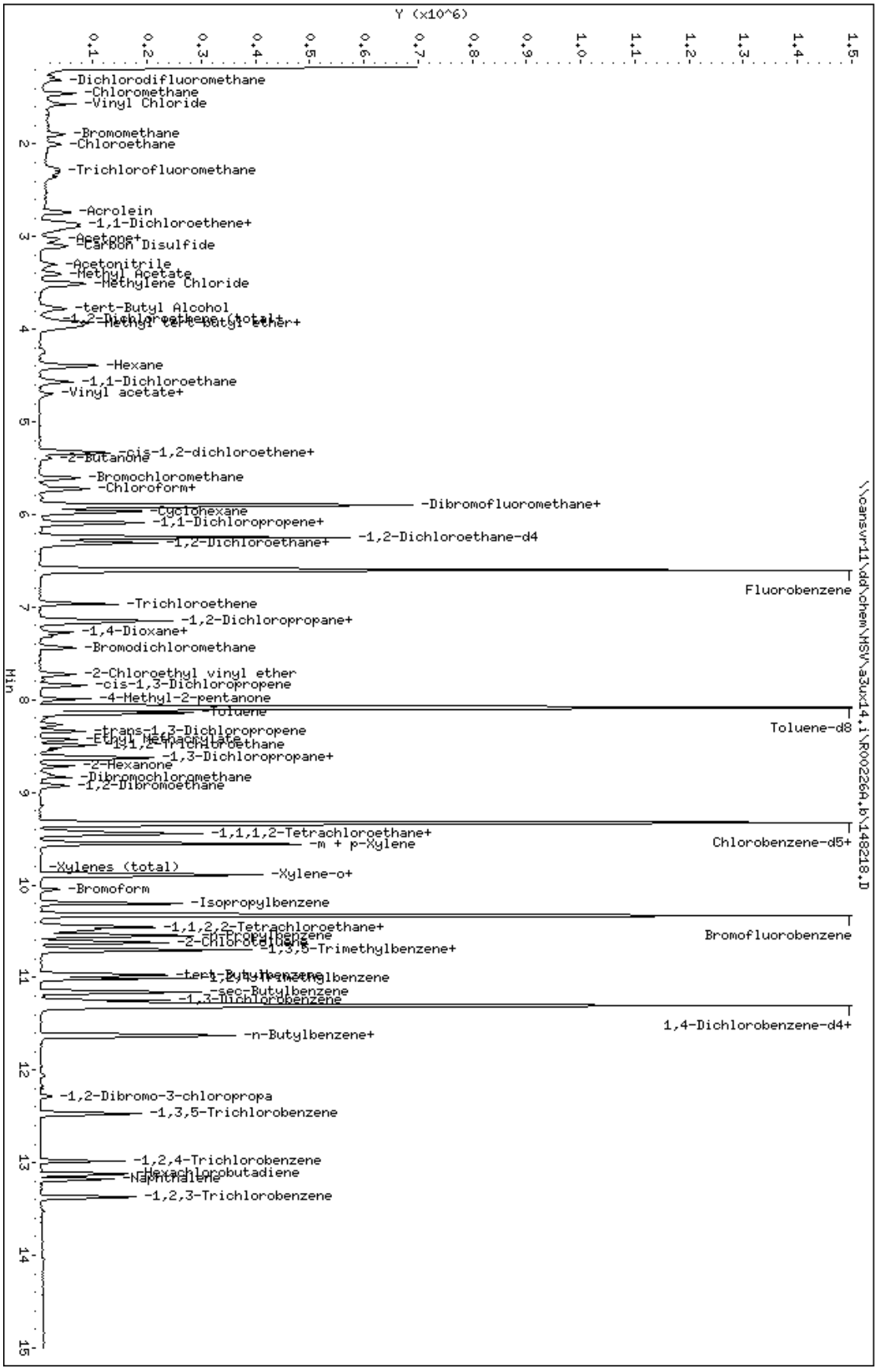

Data File: \\cansvr11\dd\chem\MSV\a3ux14.i\R00226A.b\148218.D
Date : 26-FEB-2010 13:19
Client ID:
Sample Info: QCHRL
Purge Volume: 5.0
Column phase: DB624

Instrument: a3ux14.i
Operator: 2807
Column diameter: 0.18

Data File: \\cansvr11\dd\chem\MSV\a3ux14.i\R00226A.b\148240.D
Report Date: 26-Feb-2010 22:10

TestAmerica North Canton

RECOVERY REPORT

Client Name: Client SDG: SDGa00468
Sample Matrix: SOLID Fraction: VOA
Lab Smp Id: QCMRL
Level: LOW Operator: 2807
Data Type: MS DATA SampleType: MRL
SpikeList File: MRL.spk Quant Type: ISTD
Sublist File: 1-8260.SUB
Method File: \\cansvr11\dd\chem\MSV\a3ux14.i\R00226A.b\8260SUX14.m
Misc Info: R00226A,8260SUX14,1-8260.SUB,2807,3

SPIKE COMPOUND	CONC ADDED UG/KG	CONC RECOVERED UG/KG	% RECOVERED	LIMITS
* 1 Fluorobenzene	0.0000	50.000	0.00	0-0
* 2 Chlorobenzene-d5	0.0000	50.000	0.00	0-0
* 3 1,4-Dichlorobenzen	0.0000	50.000	0.00	0-0
$ 6 Toluene-d8	50.000	49.910	99.82	50-150
$ 7 Bromofluorobenzene	50.000	50.305	100.61	50-150
60 1,1,1,2-Tetrachlor	5.000	5.097	101.93	70-130
37 1,1,1-Trichloroeth	5.000	6.088	121.77	70-130
68 1,1,2,2-Tetrachlor	5.000	5.378	107.56	70-130
53 1,1,2-Trichloroeth	5.000	5.240	104.80	70-130
28 1,1-Dichloroethane	5.000	5.373	107.47	70-130
17 1,1-Dichloroethene	5.000	5.637	112.73	70-130
38 1,1-Dichloropropen	5.000	5.291	105.82	70-130
88 1,2,3-Trichloroben	5.000	4.504	90.09	70-130
70 1,2,3-Trichloropro	5.000	6.097	121.95	70-130
85 1,2,4-Trichloroben	5.000	4.496	89.92	70-130
77 1,2,4-Trimethylben	5.000	4.763	95.27	70-130
84 1,2-Dibromo-3-chlo	5.000	4.342	86.83	70-130
58 1,2-Dibromoethane	5.000	5.159	103.18	70-130
83 1,2-Dichlorobenzen	5.000	5.452	109.04	70-130
40 1,2-Dichloroethane	5.000	5.496	109.93	70-130
43 1,2-Dichloropropan	5.000	5.168	103.36	70-130
74 1,3,5-Trimethylben	5.000	4.896	97.91	70-130
80 1,3-Dichlorobenzen	5.000	5.362	107.24	70-130
54 1,3-Dichloropropan	5.000	5.344	106.87	70-130
81 1,4-Dichlorobenzen	5.000	5.363	107.27	70-130
33 2,2-Dichloropropan	5.000	5.300	106.00	70-130
30 2-Butanone	10.000	8.750	87.50	70-130
73 2-Chlorotoluene	5.000	5.713	114.25	70-130
56 2-Hexanone	10.000	8.941	89.41	70-130
75 4-Chlorotoluene	5.000	5.560	111.20	70-130
49 4-Methyl-2-pentano	10.000	8.570	85.70	70-130
16 Acetone	10.000	10.842	108.42	70-130
41 Benzene	5.000	5.286	105.72	70-130
71 Bromobenzene	5.000	5.485	109.70	70-130
34 Bromochloromethane	5.000	5.416	108.33	70-130
46 Bromodichlorometha	5.000	5.202	104.05	70-130
66 Bromoform	5.000	4.659	93.17	70-130
11 Bromomethane	5.000	6.228	124.57	70-130

20 Carbon Disulfide	5.000	5.276	105.53	70-130
39 Carbon Tetrachlori	5.000	6.722	134.43*	70-130

Data File: \\cansvr11\dd\chem\MSV\a3ux14.i\R00226A.b\148240.D
Report Date: 26-Feb-2010 22:10

	SPIKE COMPOUND	CONC ADDED UG/KG	CONC RECOVERED UG/KG	% RECOVERED	LIMITS
	59 Chlorobenzene	5.000	5.719	114.38	70-130
	57 Dibromochlorometha	5.000	4.852	97.05	70-130
	12 Chloroethane	5.000	5.197	103.94	70-130
	35 Chloroform	5.000	5.420	108.40	70-130
	9 Chloromethane	5.000	5.186	103.73	70-130
	32 cis-1,2-dichloroet	5.000	5.100	102.01	70-130
	48 cis-1,3-Dichloropr	5.000	4.147	82.94	70-130
	45 Dibromomethane	5.000	5.623	112.46	70-130
	8 Dichlorodifluorome	5.000	5.454	109.09	70-130
	61 Ethylbenzene	5.000	5.430	108.60	70-130
	86 Hexachlorobutadien	5.000	5.105	102.09	70-130
	67 Isopropylbenzene	5.000	4.675	93.50	70-130
	62 m + p-Xylene	10.000	10.724	107.24	70-130
	21 Methylene Chloride	5.000	4.150	82.99	70-130
	87 Naphthalene	5.000	3.219	64.38*	70-130
	82 n-Butylbenzene	5.000	4.521	90.41	70-130
	72 n-Propylbenzene	5.000	5.017	100.35	70-130
	64 Xylene-o	5.000	5.048	100.95	70-130
	79 4-Isopropyltoluene	5.000	4.491	89.81	70-130
	78 sec-Butylbenzene	5.000	4.805	96.10	70-130
	65 Styrene	5.000	4.830	96.61	70-130
	76 tert-Butylbenzene	5.000	4.431	88.62	70-130
	55 Tetrachloroethene	5.000	5.447	108.94	70-130
	50 Toluene	5.000	6.295	125.89	70-130
	25 trans-1,2-Dichloro	5.000	5.530	110.59	70-130
	51 trans-1,3-Dichloro	5.000	4.345	86.90	70-130
	42 Trichloroethene	5.000	5.238	104.77	70-130
	13 Trichlorofluoromet	5.000	5.031	100.63	70-130
	10 Vinyl Chloride	5.000	5.273	105.46	70-130
	19 Iodomethane	5.000	5.904	118.07	70-130
	24 Methyl tert-butyl	5.000	4.980	99.61	70-130
	15 Acrolein	50.000	78.620	157.24*	70-130
	18 Freon-113	5.000	6.325	126.51	70-130
	22 Acetonitrile	50.000	58.428	116.86	70-130
	23 Acrylonitrile	10.000	9.934	99.34	70-130
	26 Hexane	5.000	5.240	104.81	70-130
	29 tert-Butyl Alcohol	100.00	100.94	100.94	70-130
M	31 1,2-Dichloroethene	10.000	10.630	106.30	70-130
	36 Tetrahydrofuran	5.000	4.290	85.80	70-130
	47 2-Chloroethyl viny	10.000	7.742	77.42	70-130
	44 1,4-Dioxane	250.00	238.51	95.40	70-130
	52 Ethyl Methacrylate	5.000	4.355	87.10	70-130
M	63 Xylenes (total)	15.000	15.771	105.14	70-130
	69 1,4-Dichloro-2-but	5.000	4.607	92.14	70-130
	98 Cyclohexane	5.000	5.738	114.75	70-130
	141 1,3,5-Trichloroben	5.000	5.066	101.31	70-130
	143 Methyl Acetate	10.000	9.160	91.60	70-130
	144 Methylcyclohexane	5.000	5.118	102.36	70-130
	27 Vinyl acetate	5.000	5.632	112.63	70-130

Data File: \\cansvr11\dd\chem\MSV\a3ux14.i\R00226A.b\148240.D
Report Date: 26-Feb-2010 22:10

TestAmerica North Canton

RECOVERY REPORT

Client Name: Client SDG: SDGa00468
Sample Matrix: SOLID Fraction: VOA
Lab Smp Id: QCMRL
Level: LOW Operator: 2807
Data Type: MS DATA SampleType: MRL
SpikeList File: MRL.spk Quant Type: ISTD
Sublist File: 1-8260.SUB
Method File: \\cansvr11\dd\chem\MSV\a3ux14.i\R00226A.b\8260SUX14.m
Misc Info: R00226A,8260SUX14,1-8260.SUB,2807,3

SURROGATE COMPOUND	CONC ADDED UG/KG	CONC RECOVERED UG/KG	% RECOVERED	LIMITS
$ 4 Dibromofluorometha	50.000	50.840	101.68	59-138
$ 5 1,2-Dichloroethane	50.000	50.322	100.64	61-130
$ 6 Toluene-d8	50.000	49.910	99.82	60-143
$ 7 Bromofluorobenzene	50.000	50.305	100.61	47-158

Data File: \\cansvr11\dd\chem\MSV\a3ux14.i\R00226A.b\148240.D
Report Date: 26-Feb-2010 22:10

TestAmerica North Canton

VOLATILE REPORT SW-846 Method 8260A/8260B

Data file : \\cansvr11\dd\chem\MSV\a3ux14.i\R00226A.b\148240.D
Lab Smp Id: QCMRL
Inj Date : 26-FEB-2010 21:17
Operator : 2807 Inst ID: a3ux14.i
Smp Info : QCMRL
Misc Info : R00226A,8260SUX14,1-8260.SUB,2807,3
Comment :
Method : \\cansvr11\dd\chem\MSV\a3ux14.i\R00226A.b\8260SUX14.m
Meth Date : 26-Feb-2010 12:32 macenczaks Quant Type: ISTD
Cal Date : 14-JAN-2010 15:16 Cal File: 147364.D
Als bottle: 29 QC Sample: MRL
Dil Factor: 1.00000
Integrator: HP RTE Compound Sublist: 1-8260.SUB
Target Version: 4.14
Processing Host: CANPGCV909

Concentration Formula: Amt * DF * 1/Vo * CpndVariable

Name	Value	Description
DF	1.000	Dilution Factor
Vo	5.000	Sample Volume
Va	100.000	Injection Volume
Cpnd Variable		Local Compound Variable

Compounds	QUANT SIG MASS	RT	EXP RT	REL RT	RESPONSE	CONCENTRATIONS ON-COLUMN (ng)	FINAL (UG/KG)
* 1 Fluorobenzene	96	6.599	6.599	(1.000)	1145191	250.000	
* 2 Chlorobenzene-d5	117	9.333	9.333	(1.000)	847304	250.000	
* 3 1,4-Dichlorobenzene-d4	152	11.309	11.309	(1.000)	481941	250.000	
$ 4 Dibromofluoromethane	113	5.901	5.901	(0.894)	320719	254.203	50.840
$ 5 1,2-Dichloroethane-d4	65	6.244	6.244	(0.946)	325469	251.611	50.322
$ 6 Toluene-d8	98	8.090	8.090	(0.867)	1146285	249.552	49.910
$ 7 Bromofluorobenzene	95	10.327	10.327	(0.913)	449472	251.524	50.305
8 Dichlorodifluoromethane	85	1.298	1.298	(0.197)	31589	27.2725	5.454
9 Chloromethane	50	1.452	1.452	(0.220)	43423	25.9316	5.186
10 Vinyl Chloride	62	1.570	1.570	(0.238)	33301	26.3657	5.273
11 Bromomethane	94	1.890	1.878	(0.286)	19205	31.1426	6.228
12 Chloroethane	64	1.996	1.996	(0.303)	19355	25.9851	5.197
13 Trichlorofluoromethane	101	2.268	2.268	(0.344)	30600	25.1568	5.031
15 Acrolein	56	2.730	2.730	(0.414)	56580	393.102	78.620(R)
16 Acetone	43	2.931	2.931	(0.444)	40891	54.2109	10.842
17 1,1-Dichloroethene	96	2.848	2.848	(0.432)	30837	28.1837	5.637
18 Freon-113	151	2.896	2.896	(0.439)	27791	31.6267	6.325
19 Iodomethane	142	3.026	3.026	(0.459)	55046	29.5176	5.904
20 Carbon Disulfide	76	3.097	3.097	(0.469)	82680	26.3824	5.276

21 Methylene Chloride	84	3.511	3.499 (0.532)	49652	20.7482	4.150
22 Acetonitrile	41	3.298	3.286 (0.500)	44380	292.139	58.428
23 Acrylonitrile	53	3.889	3.890 (0.589)	22387	49.6694	9.934

Data File: \\cansvr11\dd\chem\MSV\a3ux14.i\R00226A.b\148240.D
Report Date: 26-Feb-2010 22:10

	Compounds	QUANT SIG MASS	RT	EXP RT	REL RT	RESPONSE	CONCENTRATIONS ON-COLUMN (ng)	FINAL (UG/KG)
	24 Methyl tert-butyl ether	73	3.972	3.972	(0.602)	70787	24.9013	4.980
	25 trans-1,2-Dichloroethene	96	3.937	3.925	(0.597)	35129	27.6476	5.530
	26 Hexane	86	4.398	4.387	(0.666)	7683	26.2024	5.240
	27 Vinyl acetate	43	4.694	4.694	(0.711)	41278	28.1587	5.632
	154 Vinyl Acetate**2nd**	86	4.694	4.694	(0.711)	3525	26.9882	5.398(A)
	28 1,1-Dichloroethane	63	4.564	4.564	(0.692)	61084	26.8667	5.373
	29 tert-Butyl Alcohol	59	3.771	3.771	(0.571)	52279	504.678	100.94
	30 2-Butanone	43	5.380	5.380	(0.815)	25675	43.7515	8.750
M	31 1,2-Dichloroethene (total)	96				68329	53.1490	10.630
	32 cis-1,2-dichloroethene	96	5.333	5.333	(0.808)	33200	25.5014	5.100
	33 2,2-Dichloropropane	77	5.321	5.321	(0.806)	23574	26.5002	5.300
	34 Bromochloromethane	128	5.605	5.605	(0.849)	17137	27.0822	5.416
	35 Chloroform	83	5.724	5.724	(0.867)	56479	27.1003	5.420
	36 Tetrahydrofuran	42	5.688	5.676	(0.862)	8153	21.4490	4.290
	37 1,1,1-Trichloroethane	97	5.913	5.901	(0.896)	45875	30.4425	6.088
	38 1,1-Dichloropropene	75	6.090	6.090	(0.923)	41806	26.4554	5.291
	39 Carbon Tetrachloride	117	6.090	6.090	(0.923)	44019	33.6082	6.722(R)
	40 1,2-Dichloroethane	62	6.327	6.327	(0.959)	42391	27.4825	5.496
	41 Benzene	78	6.303	6.303	(0.955)	130821	26.4290	5.286
	42 Trichloroethene	130	6.966	6.966	(1.056)	35732	26.1921	5.238
	43 1,2-Dichloropropane	63	7.167	7.167	(1.086)	32043	25.8398	5.168
	44 1,4-Dioxane	88	7.309	7.309	(1.108)	12202	1192.55	238.51
	45 Dibromomethane	93	7.274	7.274	(1.102)	17755	28.1153	5.623
	46 Bromodichloromethane	83	7.439	7.439	(1.127)	33299	26.0126	5.202
	47 2-Chloroethyl vinyl ether	63	7.723	7.723	(1.170)	17578	38.7121	7.742
	48 cis-1,3-Dichloropropene	75	7.842	7.842	(1.188)	32646	20.7353	4.147
	49 4-Methyl-2-pentanone	43	7.996	7.996	(0.857)	43846	42.8512	8.570
	50 Toluene	91	8.149	8.138	(0.873)	157509	31.4733	6.295
	51 trans-1,3-Dichloropropene	75	8.339	8.339	(0.894)	28572	21.7239	4.345
	52 Ethyl Methacrylate	69	8.433	8.433	(0.904)	22843	21.7753	4.355
	53 1,1,2-Trichloroethane	97	8.492	8.493	(0.910)	23390	26.1999	5.240
	54 1,3-Dichloropropane	76	8.634	8.635	(0.925)	39963	26.7186	5.344
	55 Tetrachloroethene	164	8.623	8.623	(0.924)	28774	27.2339	5.447
	56 2-Hexanone	43	8.717	8.717	(0.934)	31515	44.7063	8.941
	57 Dibromochloromethane	129	8.836	8.836	(0.947)	22610	24.2627	4.852
	58 1,2-Dibromoethane	107	8.930	8.930	(0.957)	22234	25.7947	5.159
	59 Chlorobenzene	112	9.356	9.356	(1.003)	98360	28.5942	5.719
	60 1,1,1,2-Tetrachloroethane	131	9.427	9.427	(1.010)	27802	25.4836	5.097
	61 Ethylbenzene	106	9.451	9.451	(1.013)	48137	27.1504	5.430
	62 m + p-Xylene	106	9.557	9.557	(1.024)	115010	53.6187	10.724
M	63 Xylenes (total)	106				166017	78.8565	15.771
	64 Xylene-o	106	9.889	9.889	(1.060)	51007	25.2379	5.048
	65 Styrene	104	9.901	9.901	(1.061)	77589	24.1515	4.830
	66 Bromoform	173	10.054	10.054	(1.077)	13142	23.2931	4.659
	67 Isopropylbenzene	105	10.196	10.196	(1.093)	126789	23.3753	4.675
	68 1,1,2,2-Tetrachloroethane	83	10.445	10.445	(0.924)	31790	26.8903	5.378
	69 1,4-Dichloro-2-butene	53	10.492	10.492	(0.928)	8449	23.0347	4.607
	70 1,2,3-Trichloropropane	110	10.480	10.480	(0.927)	10445	30.4869	6.097
	71 Bromobenzene	156	10.457	10.457	(0.925)	38915	27.4245	5.485
	72 n-Propylbenzene	120	10.551	10.551	(0.933)	41389	25.0864	5.017
	73 2-Chlorotoluene	126	10.622	10.622	(0.939)	38339	28.5634	5.713
	74 1,3,5-Trimethylbenzene	105	10.693	10.693	(0.946)	111851	24.4780	4.896

75	4-Chlorotoluene	126	10.717	10.717 (0.948)	39399	27.7997	5.560
76	tert-Butylbenzene	119	10.977	10.977 (0.971)	93739	22.1545	4.431

Data File: \\cansvr11\dd\chem\MSV\a3ux14.i\R00226A.b\148240.D
Report Date: 26-Feb-2010 22:10

	Compounds	QUANT SIG MASS	RT	EXP RT	REL RT	RESPONSE	CONCENTRATIONS ON-COLUMN (ng)	CONCENTRATIONS FINAL (UG/KG)
77	1,2,4-Trimethylbenzene	105	11.013	11.013	(0.974)	111088	23.8170	4.763
78	sec-Butylbenzene	105	11.155	11.155	(0.986)	146186	24.0242	4.805
79	4-Isopropyltoluene	119	11.273	11.273	(0.997)	116120	22.4534	4.491
80	1,3-Dichlorobenzene	146	11.250	11.250	(0.995)	72231	26.8105	5.362
81	1,4-Dichlorobenzene	146	11.321	11.321	(1.001)	76647	26.8172	5.363
82	n-Butylbenzene	91	11.628	11.616	(1.028)	101429	22.6033	4.521
83	1,2-Dichlorobenzene	146	11.640	11.640	(1.029)	68760	27.2595	5.452
84	1,2-Dibromo-3-chloropropane	157	12.291	12.291	(1.087)	4429	21.7082	4.342
85	1,2,4-Trichlorobenzene	180	12.989	12.989	(1.149)	36695	22.4802	4.496
87	Naphthalene	128	13.178	13.178	(1.165)	60461	16.0940	3.219(R)
86	Hexachlorobutadiene	225	13.131	13.131	(1.161)	26707	25.5234	5.105
88	1,2,3-Trichlorobenzene	180	13.379	13.380	(1.183)	36214	22.5221	4.504
98	Cyclohexane	56	5.960	5.960	(0.903)	77130	28.6877	5.738
143	Methyl Acetate	43	3.393	3.393	(0.514)	50974	45.7989	9.160
144	Methylcyclohexane	83	7.144	7.144	(1.082)	58828	25.5912	5.118
141	1,3,5-Trichlorobenzene	180	12.480	12.480	(1.104)	48750	25.3277	5.066

QC Flag Legend

A - Target compound detected but, quantitated amount
    exceeded maximum amount.
R - Spike/Surrogate failed recovery limits.

Data File: \\cansvr11\dd\chem\MSV\a3ux14.i\R00226A.b\148240.D
Report Date: 26-Feb-2010 22:10

TestAmerica North Canton

INTERNAL STANDARD COMPOUNDS
AREA AND RT SUMMARY

Instrument ID: a3ux14.i
Lab File ID: 148240.D
Lab Smp Id: QCMRL
Analysis Type: VOA
Quant Type: ISTD
Operator: 2807
Method File: \\cansvr11\dd\chem\MSV\a3ux14.i\R00226A.b\8260SUX14.m
Misc Info: R00226A,8260SUX14,1-8260.SUB,2807,3

Calibration Date: 26-FEB-2010
Calibration Time: 11:30
Level: LOW
Sample Type: SOIL

		AREA LIMIT			
COMPOUND	STANDARD	LOWER	UPPER	SAMPLE	%DIFF
1 Fluorobenzene	1312011	656006	2624022	1145191	-12.71
2 Chlorobenzene-d5	965181	482591	1930362	847304	-12.21
3 1,4-Dichlorobenze	531218	265609	1062436	481941	-9.28

		RT LIMIT			
COMPOUND	STANDARD	LOWER	UPPER	SAMPLE	%DIFF
1 Fluorobenzene	6.60	6.10	7.10	6.60	-0.00
2 Chlorobenzene-d5	9.33	8.83	9.83	9.33	-0.00
3 1,4-Dichlorobenze	11.31	10.81	11.81	11.31	-0.00

AREA UPPER LIMIT = +100% of internal standard area.
AREA LOWER LIMIT = - 50% of internal standard area.
RT UPPER LIMIT = + 0.50 minutes of internal standard RT.
RT LOWER LIMIT = - 0.50 minutes of internal standard RT.

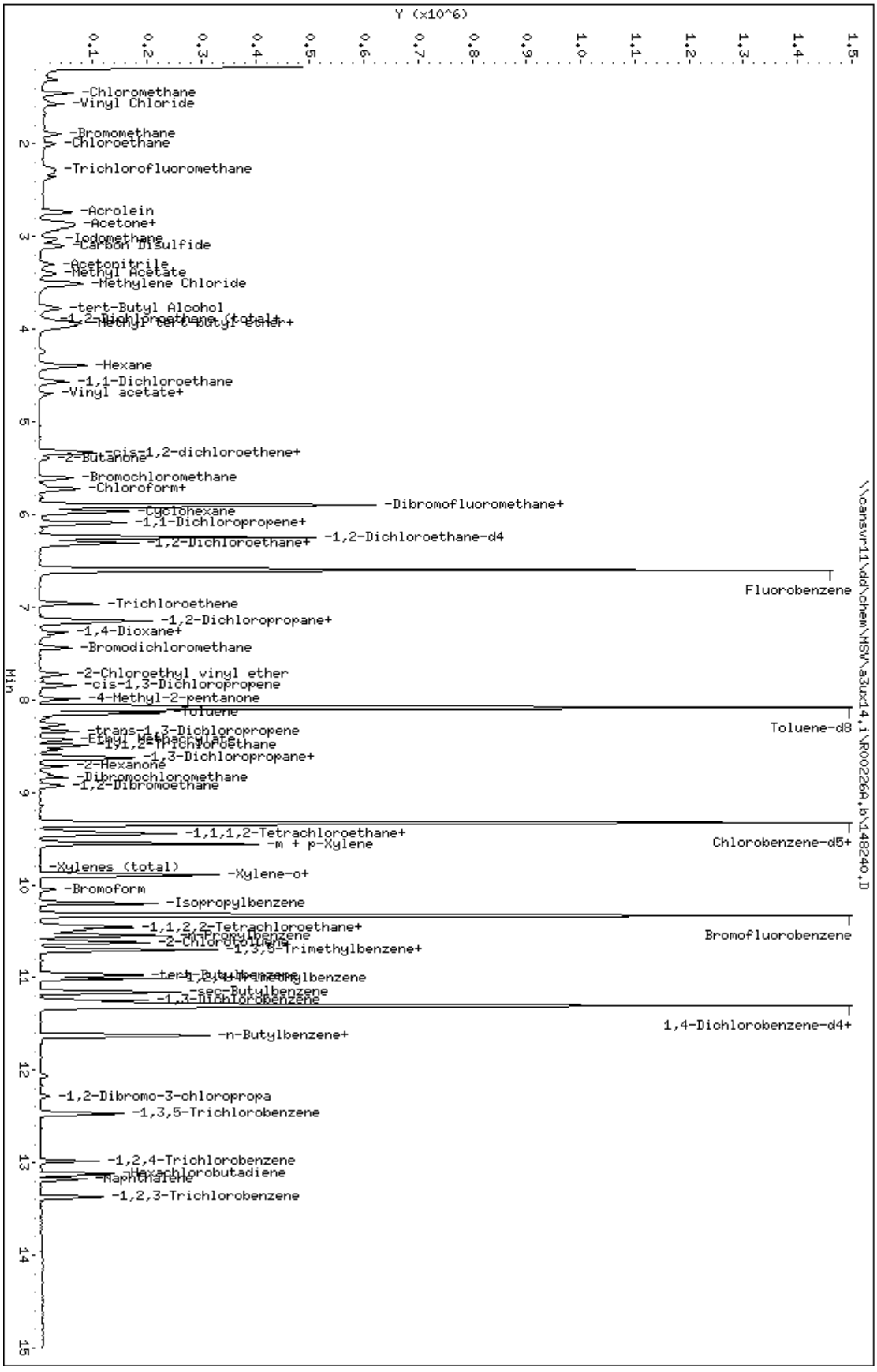
Data File: \\cansvr11\dd\chem\MSV\a3ux14.i\R00226A.b\148240.D
Date : 26-FEB-2010 21:17
Client ID:
Sample Info: QCHRL
Purge Volume: 5.0
Column phase: DB624
Instrument: a3ux14.i
Operator: 2807
Column diameter: 0.18
\\cansvr11\dd\chem\MSV\a3ux14.i\R00226A.b\148240.D
Y (x10^6)
Min
-Chloromethane
-Vinyl Chloride
-Bromomethane
-Chloroethane
-Trichlorofluoromethane
-Acrolein
-Acetone+
-Iodomethane
-Carbon Disulfide
-Acetonitrile
-Methyl Acetate
-Methylene Chloride
-tert-Butyl Alcohol
-Hexane
-1,1-Dichloroethane
-Vinyl acetate+
-cis-1,2-dichloroethene+
-2-Butanone
-Bromochloromethane
-Chloroform+
-Dibromofluoromethane+
-Cyclohexane
-1,1-Dichloropropene+
-1,2-Dichloroethane+
-1,2-Dichloroethane-d4
Fluorobenzene
-Trichloroethene
-1,2-Dichloropropane+
-1,4-Dioxane+
-Bromodichloromethane
-2-Chloroethyl vinyl ether
-cis-1,3-Dichloropropene
-4-Methyl-2-pentanone
-Toluene
Toluene-d8
-trans-1,3-Dichloropropene
-1,1,2-Trichloroethane
-1,3-Dichloropropane+
-2-Hexanone
-Dibromochloromethane
-1,2-Dibromoethane
-1,1,1,2-Tetrachloroethane+
-m + p-Xylene
Chlorobenzene-d5+
-Xylenes (total)
-Xylene-o+
-Bromoform
-Isopropylbenzene
-1,1,2,2-Tetrachloroethane+
-n-Propylbenzene
-2-Chlorotoluene
-1,3,5-Trimethylbenzene+
Bromofluorobenzene
-tert-Butylbenzene
-1,2,4-Trimethylbenzene
-sec-Butylbenzene
-1,3-Dichlorobenzene
1,4-Dichlorobenzene-d4+
-n-Butylbenzene+
-1,2-Dibromo-3-chloropropa
-1,3,5-Trichlorobenzene
-1,2,4-Trichlorobenzene
-Hexachlorobutadiene
-Naphthalene
-1,2,3-Trichlorobenzene

Data File: \\cansvr11\dd\chem\MSV\a3ux14.i\R00226A.b\148241.D
Report Date: 01-Mar-2010 09:31

TestAmerica North Canton

VOLATILE REPORT SW-846 Method 8260A/8260B

Data file : \\cansvr11\dd\chem\MSV\a3ux14.i\R00226A.b\148241.D
Lab Smp Id: QCMDL
Inj Date : 26-FEB-2010 21:39
Operator : 2807 Inst ID: a3ux14.i
Smp Info : QCMDL
Misc Info : R00226A,8260SUX14,,2807
Comment :
Method : \\cansvr11\dd\chem\MSV\a3ux14.i\R00226A.b\8260SUX14.m
Meth Date : 26-Feb-2010 12:32 macenczaks Quant Type: ISTD
Cal Date : 14-JAN-2010 15:16 Cal File: 147364.D
Als bottle: 30
Dil Factor: 1.00000
Integrator: HP RTE Compound Sublist: 4-8260+IX.sub
Target Version: 4.14
Processing Host: CANSVR11

Concentration Formula: Amt * DF * 1/Vo * CpndVariable

Name	Value	Description
DF	1.000	Dilution Factor
Vo	5.000	Sample Volume
Va	100.000	Injection Volume
Cpnd Variable		Local Compound Variable

Compounds	QUANT SIG MASS	RT	EXP RT	REL RT	RESPONSE	CONCENTRATIONS ON-COLUMN (ng)	FINAL (UG/KG)
* 1 Fluorobenzene	96	6.599	6.599	(1.000)	1135608	250.000	
* 2 Chlorobenzene-d5	117	9.332	9.333	(1.000)	838221	250.000	
* 3 1,4-Dichlorobenzene-d4	152	11.309	11.309	(1.000)	464475	250.000	
$ 4 Dibromofluoromethane	113	5.901	5.901	(0.894)	305273	244.002	48.800
$ 5 1,2-Dichloroethane-d4	65	6.244	6.244	(0.946)	315815	246.208	49.242
$ 6 Toluene-d8	98	8.090	8.090	(0.867)	1075573	236.695	47.339
$ 7 Bromofluorobenzene	95	10.326	10.327	(0.913)	424325	246.380	49.276
8 Dichlorodifluoromethane	85	1.298	1.298	(0.197)	11799	10.2727	2.054
9 Chloromethane	50	1.452	1.452	(0.220)	15125	9.10864	1.822
10 Vinyl Chloride	62	1.570	1.570	(0.238)	12349	9.85968	1.972
11 Bromomethane	94	1.890	1.878	(0.286)	8534	13.9554	2.791
12 Chloroethane	64	1.996	1.996	(0.303)	7678	10.3951	2.079
13 Trichlorofluoromethane	101	2.268	2.268	(0.344)	9810	8.13302	1.627
15 Acrolein	56	2.742	2.730	(0.415)	23532	164.874	32.975
16 Acetone	43	2.931	2.931	(0.444)	44021	64.5979	12.920
17 1,1-Dichloroethene	96	2.860	2.848	(0.433)	10943	10.0858	2.017
18 Freon-113	151	2.895	2.896	(0.439)	9981	11.4544	2.291
19 Iodomethane	142	3.014	3.026	(0.457)	20115	10.8774	2.175
20 Carbon Disulfide	76	3.097	3.097	(0.469)	29014	9.33621	1.867
21 Methylene Chloride	84	3.511	3.499	(0.532)	32727	6.04668	1.209

22 Acetonitrile	41	3.298	3.286 (0.500)	19023	126.279	25.256
23 Acrylonitrile	53	3.889	3.890 (0.589)	7957	17.8029	3.560

Data File: \\cansvr11\dd\chem\MSV\a3ux14.i\R00226A.b\148241.D
Report Date: 01-Mar-2010 09:31

	Compounds	QUANT SIG MASS	RT	EXP RT	REL RT	RESPONSE	CONCENTRATIONS ON-COLUMN (ng)	FINAL (UG/KG)
	24 Methyl tert-butyl ether	73	3.972	3.972	(0.602)	23977	8.50574	1.701
	25 trans-1,2-Dichloroethene	96	3.925	3.925	(0.595)	12245	9.71853	1.944
	26 Hexane	86	4.398	4.387	(0.666)	2271	7.81047	1.562
	27 Vinyl acetate	43	4.706	4.694	(0.713)	15810	10.8762	2.175
	154 Vinyl Acetate**2nd**	86	4.706	4.694	(0.713)	1234	9.52752	1.906(A)
	28 1,1-Dichloroethane	63	4.564	4.564	(0.692)	21952	9.73667	1.947
	29 tert-Butyl Alcohol	59	3.771	3.771	(0.571)	17694	172.251	34.450
	30 2-Butanone	43	5.392	5.380	(0.817)	17035	29.2735	5.855
M	31 1,2-Dichloroethene (total)	96				24445	19.1686	3.834
	32 cis-1,2-dichloroethene	96	5.333	5.333	(0.808)	12200	9.45006	1.890
	33 2,2-Dichloropropane	77	5.321	5.321	(0.806)	8583	9.72982	1.946
	34 Bromochloromethane	128	5.605	5.605	(0.849)	6656	10.6075	2.121
	35 Chloroform	83	5.723	5.724	(0.867)	20834	10.0811	2.016
	36 Tetrahydrofuran	42	5.688	5.676	(0.862)	3435	9.11310	1.823
	37 1,1,1-Trichloroethane	97	5.901	5.901	(0.894)	16305	10.9113	2.182
	38 1,1-Dichloropropene	75	6.090	6.090	(0.923)	13996	8.93161	1.786
	39 Carbon Tetrachloride	117	6.090	6.090	(0.923)	15872	12.2204	2.444
	40 1,2-Dichloroethane	62	6.327	6.327	(0.959)	15581	10.1865	2.037
	41 Benzene	78	6.303	6.303	(0.955)	45666	9.30349	1.861
	42 Trichloroethene	130	6.966	6.966	(1.056)	13607	10.0583	2.012
	43 1,2-Dichloropropane	63	7.167	7.167	(1.086)	10764	8.75344	1.751
	44 1,4-Dioxane	88	7.321	7.309	(1.109)	3493	344.267	68.853
	45 Dibromomethane	93	7.274	7.274	(1.102)	6186	9.87828	1.976
	46 Bromodichloromethane	83	7.439	7.439	(1.127)	11571	9.11534	1.823
	47 2-Chloroethyl vinyl ether	63	7.723	7.723	(1.170)	6336	20.0006	4.000
	48 cis-1,3-Dichloropropene	75	7.842	7.842	(1.188)	11098	7.10844	1.422
	49 4-Methyl-2-pentanone	43	7.995	7.996	(0.857)	16272	16.0751	3.215
	50 Toluene	91	8.137	8.138	(0.872)	52806	10.6660	2.133
	51 trans-1,3-Dichloropropene	75	8.339	8.339	(0.893)	10218	7.85314	1.571
	52 Ethyl Methacrylate	69	8.433	8.433	(0.904)	7405	10.0622	2.012
	53 1,1,2-Trichloroethane	97	8.492	8.493	(0.910)	9515	10.7735	2.155
	54 1,3-Dichloropropane	76	8.634	8.635	(0.925)	12824	8.66682	1.733
	55 Tetrachloroethene	164	8.622	8.623	(0.924)	11257	10.7699	2.154
	56 2-Hexanone	43	8.717	8.717	(0.934)	15453	22.1587	4.432
	57 Dibromochloromethane	129	8.835	8.836	(0.947)	7785	8.44457	1.689
	58 1,2-Dibromoethane	107	8.930	8.930	(0.957)	8144	9.55060	1.910
	59 Chlorobenzene	112	9.356	9.356	(1.003)	33598	9.87311	1.975
	60 1,1,1,2-Tetrachloroethane	131	9.427	9.427	(1.010)	10269	9.51467	1.903
	61 Ethylbenzene	106	9.451	9.451	(1.013)	16172	9.22023	1.844
	62 m + p-Xylene	106	9.557	9.557	(1.024)	36156	17.0389	3.408
M	63 Xylenes (total)	106				52735	25.3309	5.066
	64 Xylene-o	106	9.889	9.889	(1.060)	16579	8.29205	1.658
	65 Styrene	104	9.900	9.901	(1.061)	23004	7.23817	1.448
	66 Bromoform	173	10.054	10.054	(1.077)	4676	8.37763	1.676
	67 Isopropylbenzene	105	10.196	10.196	(1.093)	43024	8.01803	1.604
	68 1,1,2,2-Tetrachloroethane	83	10.445	10.445	(0.924)	11964	10.5006	2.100
	69 1,4-Dichloro-2-butene	53	10.492	10.492	(0.928)	3420	9.67466	1.935
	70 1,2,3-Trichloropropane	110	10.480	10.480	(0.927)	3206	9.70957	1.942
	71 Bromobenzene	156	10.457	10.457	(0.925)	13666	9.99297	1.998
	72 n-Propylbenzene	120	10.551	10.551	(0.933)	12958	8.14935	1.630
	73 2-Chlorotoluene	126	10.622	10.622	(0.939)	12782	9.88096	1.976
	74 1,3,5-Trimethylbenzene	105	10.693	10.693	(0.946)	35965	8.16672	1.633

75 4-Chlorotoluene	126	10.705	10.717 (0.947)	12620	9.23944	1.848
76 tert-Butylbenzene	119	10.977	10.977 (0.971)	32016	7.85129	1.570

Data File: \\cansvr11\dd\chem\MSV\a3ux14.i\R00226A.b\148241.D
Report Date: 01-Mar-2010 09:31

	Compounds	QUANT SIG MASS	RT	EXP RT	REL RT	RESPONSE	CONCENTRATIONS ON-COLUMN (ng)	FINAL (UG/KG)
77	1,2,4-Trimethylbenzene	105	11.013	11.013	(0.974)	37148	8.26392	1.653
78	sec-Butylbenzene	105	11.155	11.155	(0.986)	47032	8.01990	1.604
79	4-Isopropyltoluene	119	11.273	11.273	(0.997)	37789	7.58178	1.516
80	1,3-Dichlorobenzene	146	11.249	11.250	(0.995)	25761	9.92145	1.984
81	1,4-Dichlorobenzene	146	11.320	11.321	(1.001)	28088	10.1970	2.039
82	n-Butylbenzene	91	11.616	11.616	(1.027)	34763	8.03819	1.608
83	1,2-Dichlorobenzene	146	11.640	11.640	(1.029)	24548	10.0979	2.020
84	1,2-Dibromo-3-chloropropane	157	12.291	12.291	(1.087)	1865	9.48480	1.897
85	1,2,4-Trichlorobenzene	180	12.989	12.989	(1.149)	14447	9.18337	1.837
86	Hexachlorobutadiene	225	13.131	13.131	(1.161)	10259	10.1730	2.035
87	Naphthalene	128	13.178	13.178	(1.165)	25556	7.05852	1.412
88	1,2,3-Trichlorobenzene	180	13.379	13.380	(1.183)	14402	9.29364	1.859
146	2-Methylnaphthalene	142	14.054	14.054	(1.243)	762	11.9968	2.399
89	Ethyl Ether	59	Compound Not Detected.					
91	3-Chloropropene	76	Compound Not Detected.					
92	Isopropyl Ether	87	Compound Not Detected.					
93	2-Chloro-1,3-butadiene	53	Compound Not Detected.					
14	Dichlorofluoromethane	67	Compound Not Detected.					
94	Propionitrile	54	Compound Not Detected.					
95	Ethyl Acetate	43	Compound Not Detected.					
96	Methacrylonitrile	67	Compound Not Detected.					
97	Isobutanol	42	Compound Not Detected.					
99	n-Butanol	56	Compound Not Detected.					
100	Methyl Methacrylate	41	Compound Not Detected.					
25	Cyclohexanone	55	Compound Not Detected.					
101	2-Nitropropane	41	Compound Not Detected.					
98	Cyclohexane	56	5.972	5.960	(0.905)	20936	7.85263	1.570
143	Methyl Acetate	43	3.404	3.393	(0.516)	19245	17.4371	3.487
144	Methylcyclohexane	83	7.143	7.144	(1.082)	17277	7.57921	1.516
141	1,3,5-Trichlorobenzene	180	12.468	12.480	(1.103)	18937	10.2086	2.042
156	tert-Butyl Ethyl ether	59	Compound Not Detected.					
157	tert-Amyl Methyl ether	73	Compound Not Detected.					
158	1,2,3-Trimethylbenzene	105	11.368	11.368	(1.005)	4326	0.98494	0.1970(aA)

QC Flag Legend

a - Target compound detected but, quantitated amount
Below Limit Of Quantitation(BLOQ).
A - Target compound detected but, quantitated amount
exceeded maximum amount.

Data File: \\cansvr11\dd\chem\MSV\a3ux14.i\R00226A.b\148241.D
Report Date: 01-Mar-2010 09:31

TestAmerica North Canton

INTERNAL STANDARD COMPOUNDS
AREA AND RT SUMMARY

Instrument ID: a3ux14.i
Calibration Date: 26-FEB-2010
Lab File ID: 148241.D
Calibration Time: 11:30
Lab Smp Id: QCMDL
Analysis Type: VOA
Level: LOW
Quant Type: ISTD
Sample Type: SOIL
Operator: 2807
Method File: \\cansvr11\dd\chem\MSV\a3ux14.i\R00226A.b\8260SUX14.m
Misc Info: R00226A,8260SUX14,,2807

		AREA LIMIT			
COMPOUND	STANDARD	LOWER	UPPER	SAMPLE	%DIFF
1 Fluorobenzene	1312011	656006	2624022	1135608	-13.45
2 Chlorobenzene-d5	965181	482591	1930362	838221	-13.15
3 1,4-Dichlorobenze	531218	265609	1062436	464475	-12.56

		RT LIMIT			
COMPOUND	STANDARD	LOWER	UPPER	SAMPLE	%DIFF
1 Fluorobenzene	6.60	6.10	7.10	6.60	-0.00
2 Chlorobenzene-d5	9.33	8.83	9.83	9.33	-0.00
3 1,4-Dichlorobenze	11.31	10.81	11.81	11.31	-0.00

AREA UPPER LIMIT = +100% of internal standard area.
AREA LOWER LIMIT = - 50% of internal standard area.
RT UPPER LIMIT = + 0.50 minutes of internal standard RT.
RT LOWER LIMIT = - 0.50 minutes of internal standard RT.

Data File: \\cansvr11\dd\chem\MSV\a3ux14.i\R00226A.b\148241.D
Date : 26-FEB-2010 21:39
Client ID:
Sample Info: QCMDL
Purge Volume: 5.0
Column phase: DB624
Instrument: a3ux14.i
Operator: 2807
Column diameter: 0.18
Y (x10^6)
Min
-Chloromethane+
-Bromomethane+
-Trichlorofluoromethane
-Acrolein
-Carbon Disulfide
-Acetonitrile
-Methylene Chloride
-tert-Butyl Alcohol
-Hexane
-1,1-Dichloroethane
-Vinyl acetate+
-2-Butanone
-Bromochloromethane
-Chloroform+
-Dibromofluoromethane+
-Cyclohexane
-1,1-Dichloropropene+
-1,2-Dichloroethane-d4
-1,2-Dichloroethane+
Fluorobenzene
-Trichloroethene
-1,2-Dichloropropane+
-1,4-Dioxane+
-Bromodichloromethane
-2-Chloroethyl vinyl ether
-cis-1,3-Dichloropropene
-4-Methyl-2-pentanone
Toluene-d8
-trans-1,3-Dichloropropene
-1,1,2-Trichloroethane
-1,3-Dichloropropane+
-2-Hexanone
-Dibromochloromethane
-1,2-Dibromoethane
-1,1,1,2-Tetrachloroethane+
-m + p-Xylene
Chlorobenzene-d5+
-Xylenes (total)
-Xylene-o+
-Bromoform
-Isopropylbenzene
-1,1,2,2-Tetrachloroethane+
Bromofluorobenzene
-1,3,5-Trimethylbenzene+
-sec-Butylbenzene
-1,3-Dichlorobenzene
-1,2,3-Trimethylbenzene
1,4-Dichlorobenzene-d4+
-n-Butylbenzene+
-1,2-Dibromo-3-chloropropa
-1,3,5-Trichlorobenzene
-1,2,4-Trichlorobenzene
-Hexachlorobutadiene
-Naphthalene
-1,2,3-Trichlorobenzene
-2-Methylnaphthalene
\\cansvr11\dd\chem\MSV\a3ux14.i\R00226A.b\148241.D

TestAmerica
THE LEADER IN ENVIRONMENTAL TESTING

RAW QC DATA

TestAmerica North Canton

Data file : \\cansvr11\dd\chem\MSV\a3ux14.i\R00114A-IC.b\BFB14310.D
Lab Smp Id: 50NG INJECTION OF B Client Smp ID: 50NGBFB
Inj Date : 14-JAN-2010 10:00
Operator : 2807 Inst ID: a3ux14.i
Smp Info : 50NG INJECTION OF BFB
Misc Info : R00114A-IC,BFBSUX14,,2807
Comment   :
Method   : \\cansvr11\dd\chem\MSV\a3ux14.i\R00114A-IC.b\BFBSUX14.m
Meth Date : 28-May-2008 09:44 Quant Type: ESTD
Cal Date : Cal File:
Als bottle: 2 QC Sample: BFB
Dil Factor: 1.00000
Integrator: HP RTE Compound Sublist: all.sub
Target Version: 4.14 Sample Matrix: SOIL
Processing Host: CANSVR11

Concentration Formula: Amt * DF * Uf * Vf * CpndVariable

Name	Value	Description
DF	1.000	Dilution Factor
Uf	1.000	ng unit correction factor
Vf	1.000	Volumetric correction factor
Cpnd Variable		Local Compound Variable

					CONCENTRATIONS ON-COL (ug/L)	FINAL (ug/Kg)	TARGET RANGE	RATIO
RT	EXP RT	DLT RT	MASS	RESPONSE				
1 bfb						CAS #: 460-00-4		
4.289	4.118	0.171	95	292544			100.00- 100.00	100.00
4.289	4.118	0.171	50	53352			15.00- 40.00	18.24
4.289	4.118	0.171	75	130200			30.00- 60.00	44.51
4.289	4.118	0.171	96	19416			5.00- 9.00	6.64
4.289	4.118	0.171	173	580			0.00- 2.00	0.23
4.289	4.118	0.171	174	248000			50.00- 120.00	84.77
4.289	4.118	0.171	175	17632			5.00- 9.00	7.11
4.289	4.118	0.171	176	239040			95.00- 101.00	96.39
4.289	4.118	0.171	177	15716			5.00- 9.00	6.57

Data File: \\cansvr11\dd\chem\MSV\a3ux14.i\R00114A-IC.b\BFB14310.D Page 1
Date : 14-JAN-2010 10:00
Client ID: 50NGBFB Instrument: a3ux14.i
Sample Info: 50NG INJECTION OF BFB
Operator: 2807
Column phase: DB624 20m Column diameter: 0.18

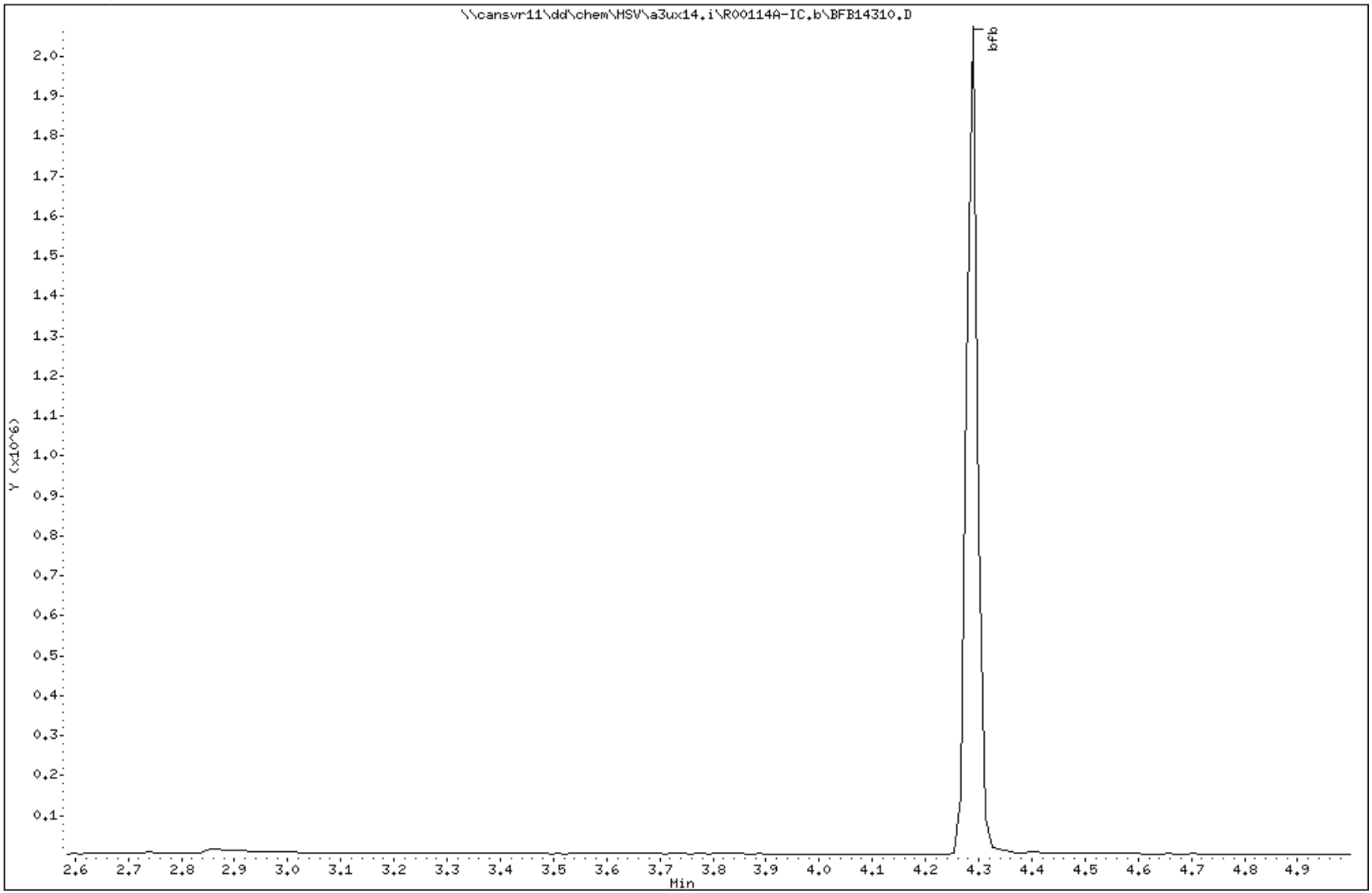

Data File: \\cansvr11\dd\chem\MSV\a3ux14.i\R00114A-IC.b\BFB14310.D Page 2

Date : 14-JAN-2010 10:00

Client ID: 50NGBFB Instrument: a3ux14.i

Sample Info: 50NG INJECTION OF BFB

Operator: 2807

Column phase: DB624 20m Column diameter: 0.18

1 bfb

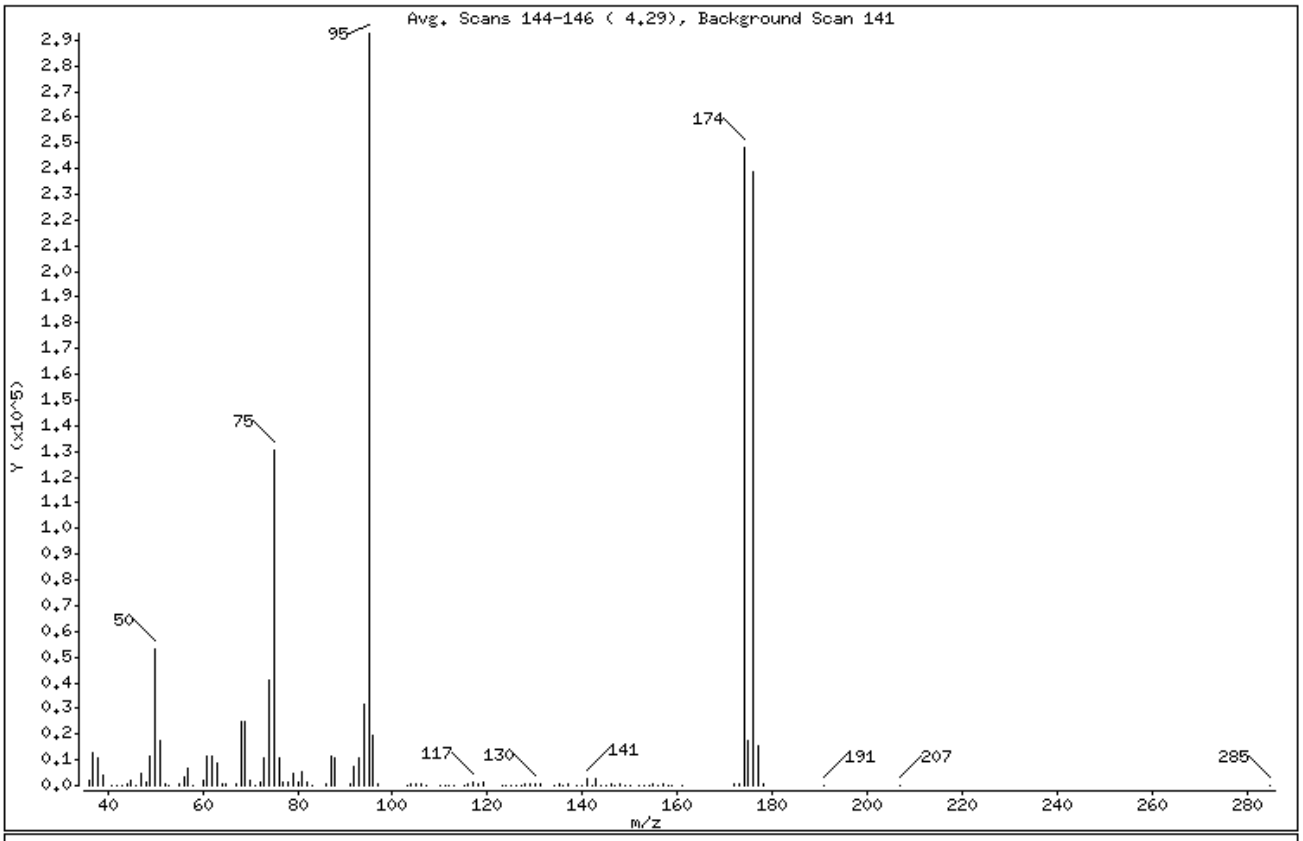

m/e	ION ABUNDANCE CRITERIA	% RELATIVE ABUNDANCE
95	Base Peak, 100% relative abundance	100.00
50	15.00 - 40.00% of mass 95	18.24
75	30.00 - 60.00% of mass 95	44.51
96	5.00 - 9.00% of mass 95	6.64
173	Less than 2.00% of mass 174	0.20 (0.23)
174	50.00 - 120.00% of mass 95	84.77
175	5.00 - 9.00% of mass 174	6.03 (7.11)
176	95.00 - 101.00% of mass 174	81.71 (96.39)
177	5.00 - 9.00% of mass 176	5.37 (6.57)

Date : 14-JAN-2010 10:00

Client ID: 50NGBFB Instrument: a3ux14.i

Sample Info: 50NG INJECTION OF BFB

Operator: 2807

Column phase: DB624 20m Column diameter: 0.18

Data File: BFB14310.D
Spectrum: Avg. Scans 144-146 (4.29), Background Scan 141
Location of Maximum: 95.00
Number of points: 112

m/z	Y	m/z	Y	m/z	Y	m/z	Y
36.00	2026	69.00	25128	107.00	245	145.00	229
37.00	12651	70.00	1747	110.00	201	146.00	346
38.00	10885	71.00	140	111.00	55	147.00	237
39.00	4160	72.00	1152	112.00	60	148.00	648
41.00	106	73.00	10976	113.00	99	149.00	219
42.00	51	74.00	40944	115.00	220	150.00	234
43.00	113	75.00	130200	116.00	833	152.00	156
44.00	859	76.00	10628	117.00	1501	153.00	165
45.00	2194	77.00	1664	118.00	871	154.00	184
46.00	251	78.00	1032	119.00	1311	155.00	698
47.00	4631	79.00	4699	123.00	50	156.00	146
48.00	1595	80.00	1399	124.00	126	157.00	453
49.00	11357	81.00	5329	125.00	51	158.00	72
50.00	53352	82.00	1164	126.00	57	159.00	307
51.00	17720	83.00	142	127.00	53	161.00	299
52.00	644	86.00	415	128.00	838	172.00	753
53.00	60	87.00	11643	129.00	432	173.00	580
55.00	635	88.00	10581	130.00	906	174.00	248000
56.00	3687	91.00	797	131.00	341	175.00	17632
57.00	6493	92.00	7572	134.00	53	176.00	239040
58.00	264	93.00	10628	135.00	386	177.00	15716
60.00	2205	94.00	31352	136.00	148	178.00	617
61.00	11720	95.00	292544	137.00	451	191.00	112
62.00	11556	96.00	19416	139.00	148	207.00	214
63.00	8408	97.00	565	140.00	123	285.00	52
64.00	780	103.00	116	141.00	2571		
65.00	373	104.00	966	142.00	282		
67.00	557	105.00	342	143.00	2567		
68.00	25072	106.00	912	144.00	160		

TestAmerica North Canton

Data file : \\cansvr11\dd\chem\MSV\a3ux14.i\R00225A.b\BFB14338.D
Lab Smp Id: 50NG INJECTION OF B Client Smp ID: 50NGBFB
Inj Date : 25-FEB-2010 11:10
Operator : 2807 Inst ID: a3ux14.i
Smp Info : 50NG INJECTION OF BFB
Misc Info : R00225A,BFBSUX14,,2807
Comment   :
Method   : \\cansvr11\dd\chem\MSV\a3ux14.i\R00225A.b\BFBSUX14.m
Meth Date : 28-May-2008 09:44 Quant Type: ESTD
Cal Date : Cal File:
Als bottle: 2 QC Sample: BFB
Dil Factor: 1.00000
Integrator: HP RTE Compound Sublist: all.sub
Target Version: 4.14 Sample Matrix: SOIL
Processing Host: CANSVR11

Concentration Formula: Amt * DF * Uf * Vf * CpndVariable

Name	Value	Description
DF	1.000	Dilution Factor
Uf	1.000	ng unit correction factor
Vf	1.000	Volumetric correction factor
Cpnd Variable		Local Compound Variable

					CONCENTRATIONS ON-COL	FINAL		
RT	EXP RT	DLT RT	MASS	RESPONSE	(ug/L)	(ug/Kg)	TARGET RANGE	RATIO
1 bfb						CAS #: 460-00-4		
4.289	4.118	0.171	95	229824			100.00- 100.00	100.00
4.289	4.118	0.171	50	42368			15.00- 40.00	18.43
4.289	4.118	0.171	75	103208			30.00- 60.00	44.91
4.289	4.118	0.171	96	15355			5.00- 9.00	6.68
4.289	4.118	0.171	173	457			0.00- 2.00	0.23
4.289	4.118	0.171	174	197632			50.00- 120.00	85.99
4.289	4.118	0.171	175	14043			5.00- 9.00	7.11
4.289	4.118	0.171	176	190848			95.00- 101.00	96.57
4.289	4.118	0.171	177	12105			5.00- 9.00	6.34

Data File: \\cansvr11\dd\chem\MSV\a3ux14.i\R00225A.b\BFB14338.D

Page 1

Date : 25-FEB-2010 11:10

Client ID: 50NGBFB

Instrument: a3ux14.i

Sample Info: 50NG INJECTION OF BFB

Operator: 2807

Column phase: DB624 20m

Column diameter: 0.18

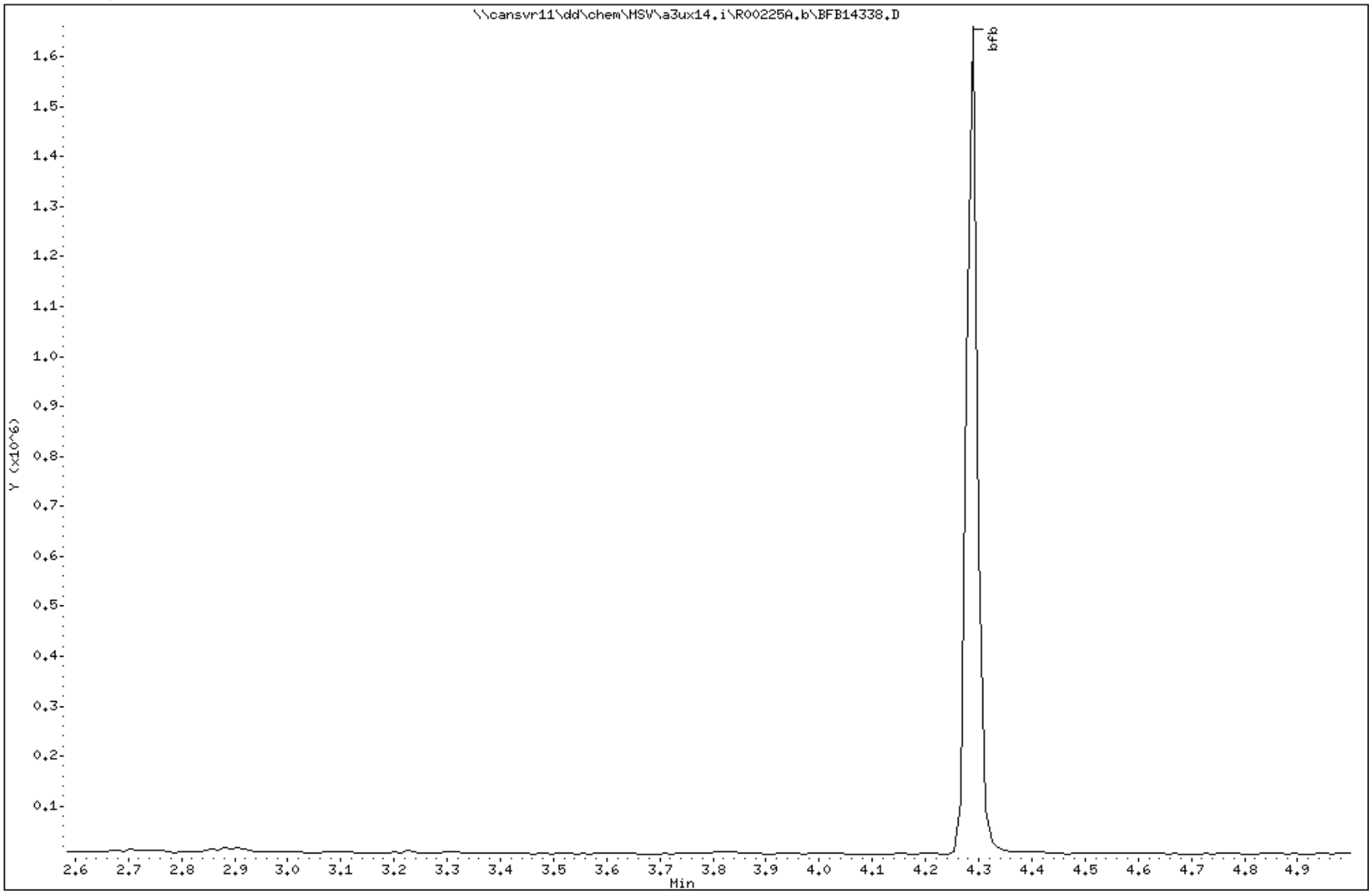

Data File: \\cansvr11\dd\chem\MSV\a3ux14.i\R00225A.b\BFB14338.D

Date : 25-FEB-2010 11:10

Client ID: 50NGBFB

Instrument: a3ux14.i

Sample Info: 50NG INJECTION OF BFB

Operator: 2807

Column phase: DB624 20m

Column diameter: 0.18

1 bfb

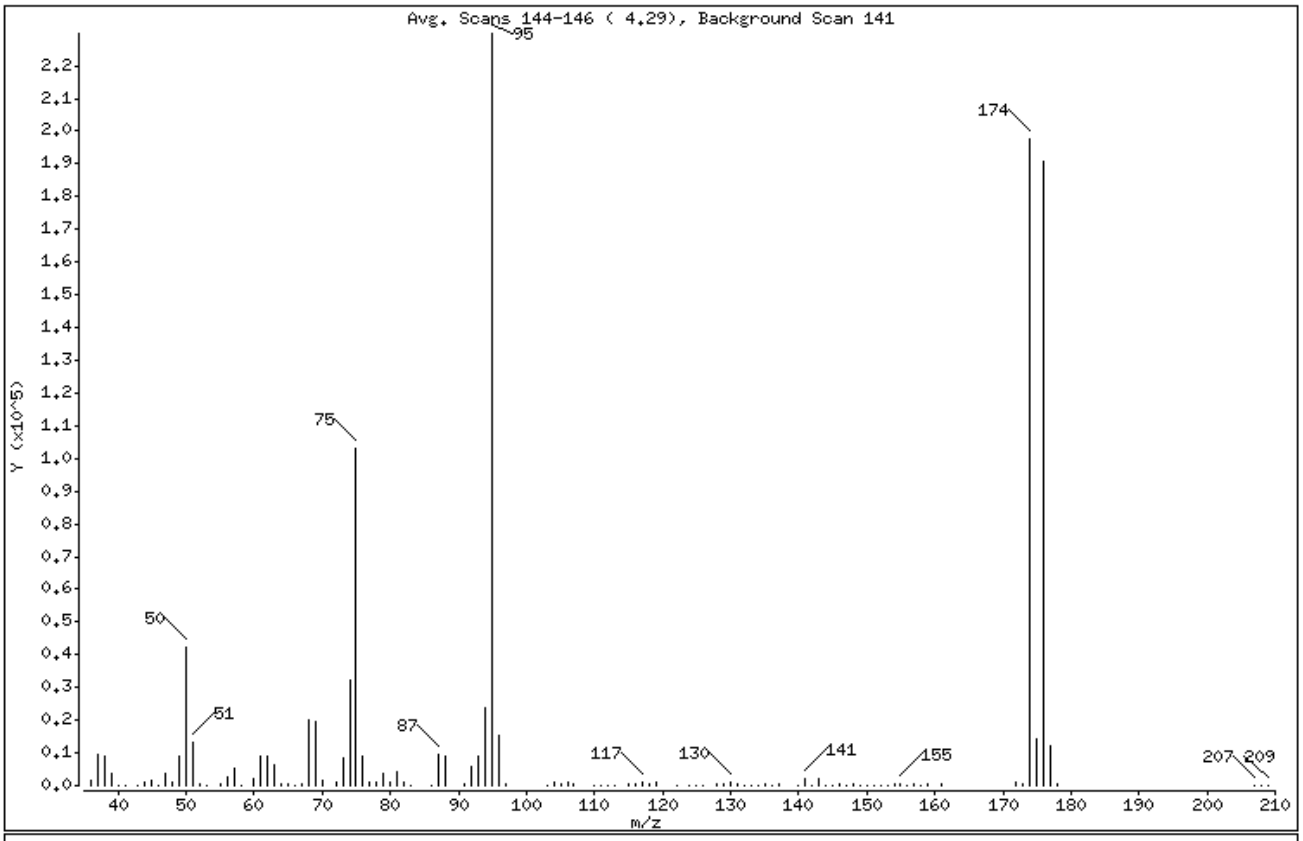

m/e	ION ABUNDANCE CRITERIA	% RELATIVE ABUNDANCE
95	Base Peak, 100% relative abundance	100.00
50	15.00 - 40.00% of mass 95	18.43
75	30.00 - 60.00% of mass 95	44.91
96	5.00 - 9.00% of mass 95	6.68
173	Less than 2.00% of mass 174	0.20 (0.23)
174	50.00 - 120.00% of mass 95	85.99
175	5.00 - 9.00% of mass 174	6.11 (7.11)
176	95.00 - 101.00% of mass 174	83.04 (96.57)
177	5.00 - 9.00% of mass 176	5.27 (6.34)

Date : 25-FEB-2010 11:10

Client ID: 50NGBFB Instrument: a3ux14.i

Sample Info: 50NG INJECTION OF BFB

Operator: 2807

Column phase: DB624 20m Column diameter: 0.18

Data File: BFB14338.D
Spectrum: Avg. Scans 144-146 (4.29), Background Scan 141
Location of Maximum: 95.00
Number of points: 113

m/z	Y	m/z	Y	m/z	Y	m/z	Y
36.00	1577	68.00	19816	107.00	318	145.00	230
37.00	9588	69.00	19808	110.00	129	146.00	343
38.00	8747	70.00	1474	111.00	127	147.00	213
39.00	3564	72.00	1071	112.00	65	148.00	625
40.00	202	73.00	8209	113.00	124	149.00	240
41.00	134	74.00	32344	115.00	311	150.00	255
43.00	167	75.00	103208	116.00	736	151.00	56
44.00	831	76.00	8826	117.00	1081	152.00	137
45.00	1786	77.00	1058	118.00	750	153.00	162
46.00	208	78.00	798	119.00	949	154.00	281
47.00	3519	79.00	3641	122.00	51	155.00	673
48.00	1310	80.00	1256	124.00	154	156.00	116
49.00	9184	81.00	4225	125.00	86	157.00	475
50.00	42368	82.00	936	126.00	54	158.00	66
51.00	13285	83.00	67	128.00	664	159.00	307
52.00	554	86.00	238	129.00	401	161.00	269
53.00	120	87.00	9357	130.00	890	172.00	810
55.00	462	88.00	8898	131.00	353	173.00	457
56.00	2885	91.00	657	132.00	80	174.00	197632
57.00	5121	92.00	5733	133.00	117	175.00	14043
58.00	261	93.00	9123	134.00	50	176.00	190848
60.00	1870	94.00	23928	135.00	404	177.00	12105
61.00	9018	95.00	229824	136.00	64	178.00	374
62.00	8819	96.00	15355	137.00	336	207.00	259
63.00	6557	97.00	469	140.00	83	208.00	230
64.00	734	103.00	69	141.00	2158	209.00	168
65.00	516	104.00	801	142.00	233		
66.00	66	105.00	305	143.00	2002		
67.00	549	106.00	868	144.00	111		

TestAmerica North Canton

Data file : \\cansvr11\dd\chem\MSV\a3ux14.i\R00226A.b\BFB14339.D
Lab Smp Id: 50NG INJECTION OF B Client Smp ID: 50NGBFB
Inj Date : 26-FEB-2010 10:48
Operator : 2807 Inst ID: a3ux14.i
Smp Info : 50NG INJECTION OF BFB
Misc Info : R00226A,BFBSUX14,,2807
Comment   :
Method   : \\cansvr11\dd\chem\MSV\a3ux14.i\R00226A.b\BFBSUX14.m
Meth Date : 28-May-2008 09:44 Quant Type: ESTD
Cal Date : Cal File:
Als bottle: 2 QC Sample: BFB
Dil Factor: 1.00000
Integrator: HP RTE Compound Sublist: all.sub
Target Version: 4.14 Sample Matrix: SOIL
Processing Host: CANSVR11

Concentration Formula: Amt * DF * Uf * Vf * CpndVariable

Name	Value	Description
DF	1.000	Dilution Factor
Uf	1.000	ng unit correction factor
Vf	1.000	Volumetric correction factor
Cpnd Variable		Local Compound Variable

					CONCENTRATIONS ON-COL	FINAL		
RT	EXP RT	DLT RT	MASS	RESPONSE	(ug/L)	(ug/Kg)	TARGET RANGE	RATIO
1 bfb						CAS #: 460-00-4		
4.288	4.118	0.170	95	192320			100.00- 100.00	100.00
4.288	4.118	0.170	50	34376			15.00- 40.00	17.87
4.288	4.118	0.170	75	84344			30.00- 60.00	43.86
4.288	4.118	0.170	96	13482			5.00- 9.00	7.01
4.288	4.118	0.170	173	753			0.00- 2.00	0.46
4.288	4.118	0.170	174	165248			50.00- 120.00	85.92
4.288	4.118	0.170	175	11518			5.00- 9.00	6.97
4.288	4.118	0.170	176	159744			95.00- 101.00	96.67
4.288	4.118	0.170	177	10377			5.00- 9.00	6.50

Data File: \\cansvr11\dd\chem\MSV\a3ux14.i\R00226A.b\BFB14339.D

Page 1

Date : 26-FEB-2010 10:48

Client ID: 50NGBFB

Instrument: a3ux14.i

Sample Info: 50NG INJECTION OF BFB

Operator: 2807

Column phase: DB624 20m

Column diameter: 0.18

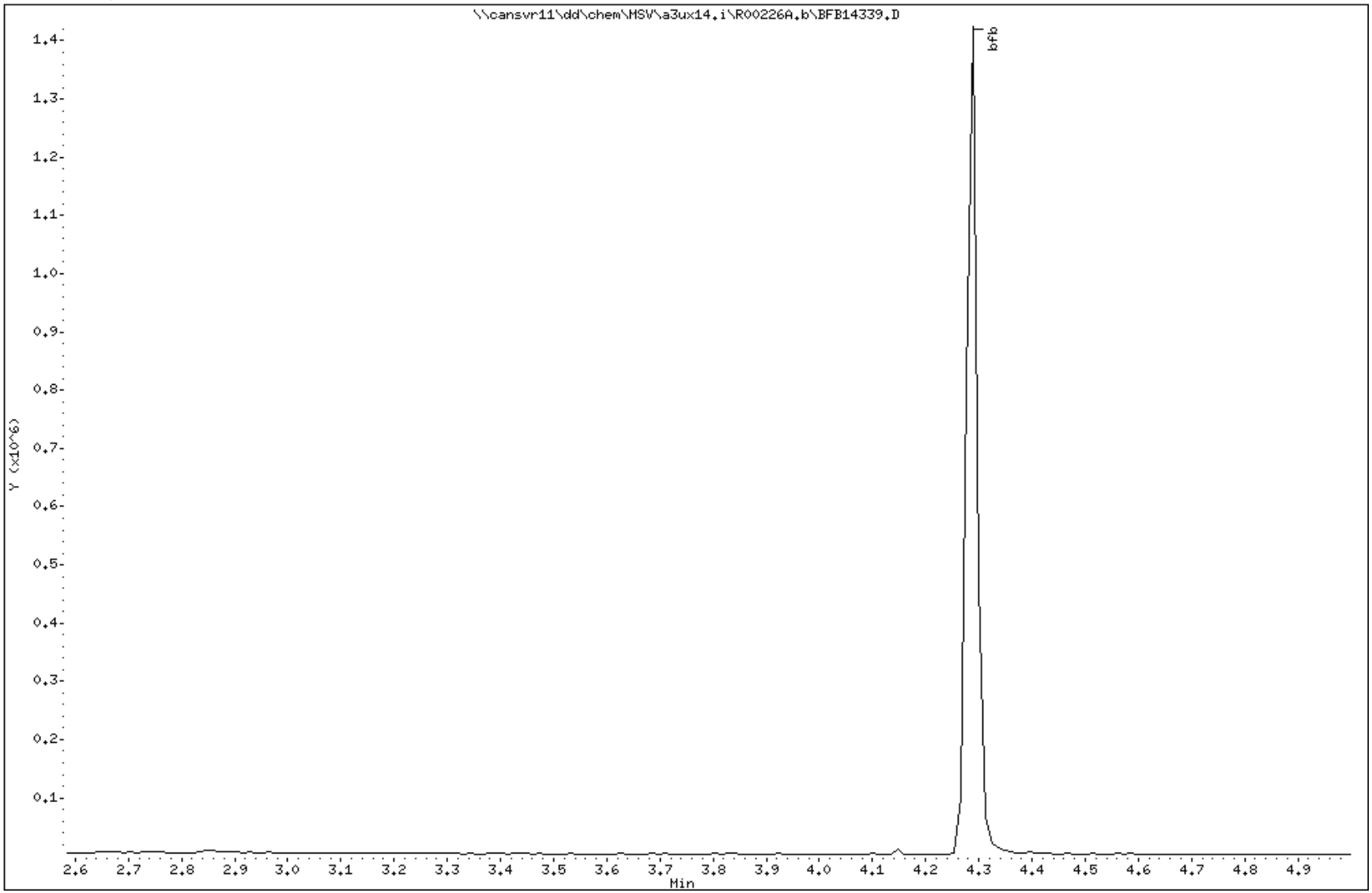

Data File: \\cansvr11\dd\chem\MSV\a3ux14.i\R00226A.b\BFB14339.D

Date : 26-FEB-2010 10:48

Client ID: 50NGBFB

Instrument: a3ux14.i

Sample Info: 50NG INJECTION OF BFB

Operator: 2807

Column phase: DB624 20m

Column diameter: 0.18

1 bfb

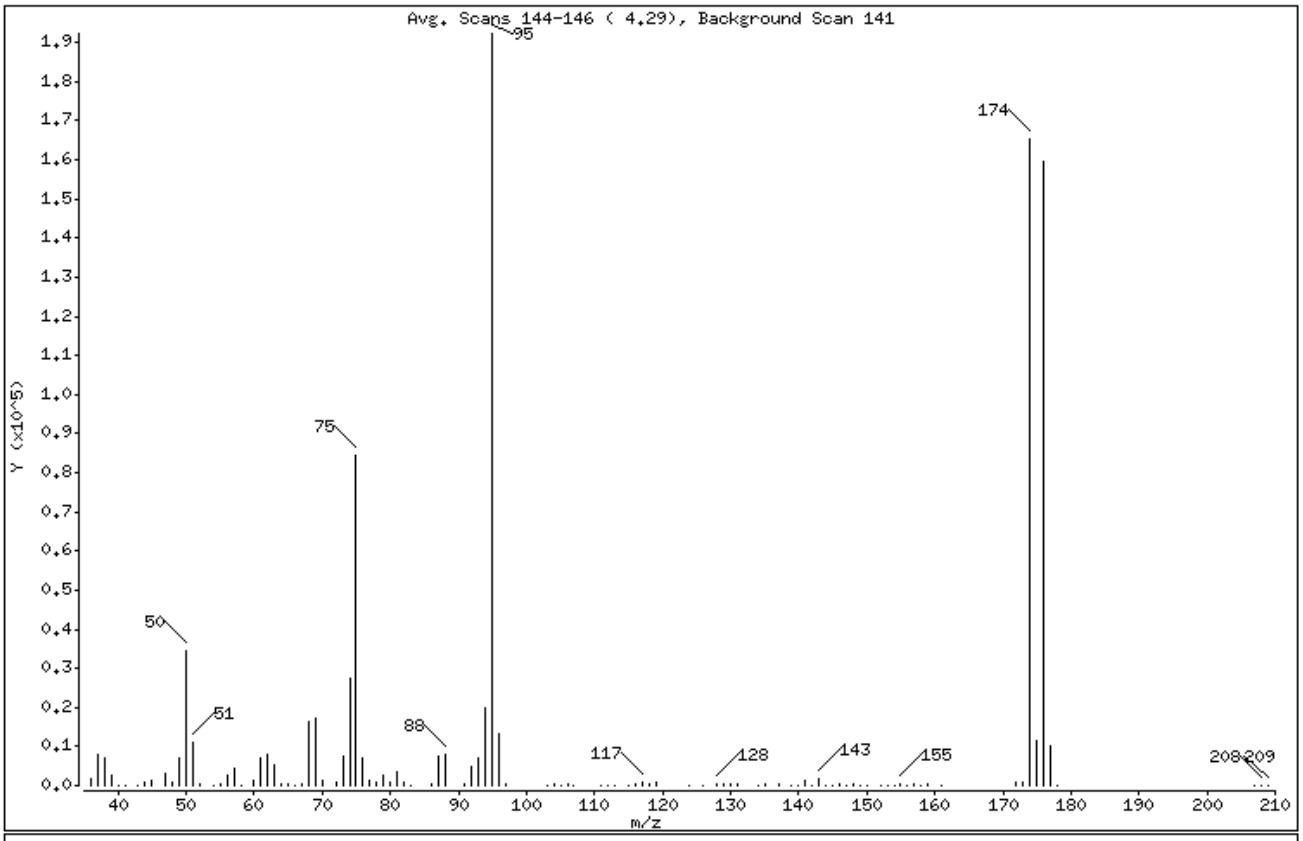

m/e	ION ABUNDANCE CRITERIA	% RELATIVE ABUNDANCE
95	Base Peak, 100% relative abundance	100.00
50	15.00 - 40.00% of mass 95	17.87
75	30.00 - 60.00% of mass 95	43.86
96	5.00 - 9.00% of mass 95	7.01
173	Less than 2.00% of mass 174	0.39 (0.46)
174	50.00 - 120.00% of mass 95	85.92
175	5.00 - 9.00% of mass 174	5.99 (6.97)
176	95.00 - 101.00% of mass 174	83.06 (96.67)
177	5.00 - 9.00% of mass 176	5.40 (6.50)

Date : 26-FEB-2010 10:48

Client ID: 50NGBFB Instrument: a3ux14.i

Sample Info: 50NG INJECTION OF BFB

Operator: 2807

Column phase: DB624 20m Column diameter: 0.18

Data File: BFB14339.D
Spectrum: Avg. Scans 144-146 (4.29), Background Scan 141
Location of Maximum: 95.00
Number of points: 106

m/z	Y	m/z	Y	m/z	Y	m/z	Y
36.00	1585	67.00	357	104.00	621	145.00	142
37.00	7992	68.00	16263	105.00	212	146.00	239
38.00	7234	69.00	17056	106.00	636	147.00	163
39.00	2673	70.00	1293	107.00	72	148.00	461
40.00	214	72.00	877	111.00	53	149.00	110
41.00	50	73.00	7323	112.00	111	150.00	109
43.00	118	74.00	27208	113.00	144	152.00	201
44.00	804	75.00	84344	115.00	148	153.00	147
45.00	1406	76.00	7068	116.00	593	154.00	168
47.00	3075	77.00	1179	117.00	943	155.00	428
48.00	926	78.00	692	118.00	662	156.00	55
49.00	6930	79.00	2737	119.00	882	157.00	359
50.00	34376	80.00	1017	124.00	68	158.00	61
51.00	11020	81.00	3420	126.00	50	159.00	268
52.00	604	82.00	708	128.00	594	161.00	199
54.00	51	83.00	51	129.00	352	172.00	724
55.00	368	86.00	265	130.00	561	173.00	753
56.00	2516	87.00	7615	131.00	228	174.00	165248
57.00	4425	88.00	8070	134.00	53	175.00	11518
58.00	91	91.00	510	135.00	232	176.00	159744
60.00	1380	92.00	4845	137.00	326	177.00	10377
61.00	7118	93.00	7151	139.00	74	178.00	179
62.00	7893	94.00	20056	140.00	131	207.00	110
63.00	5418	95.00	192320	141.00	1522	208.00	155
64.00	523	96.00	13482	142.00	196	209.00	123
65.00	392	97.00	308	143.00	1674		
66.00	50	103.00	57	144.00	64		

LABORATORY CONTROL SAMPLE EVALUATION REPORT

GC/MS Volatiles

Client Lot #...: A0B180429 **Work Order #...:** LV4QN1AC-LCS **Matrix.....:** SOLID
LCS Lot-Sample#: A0B260000-113 LV4QN1AD-LCSD
Prep Date.....: 02/25/10 **Analysis Date..:** 02/25/10
Prep Batch #...: 0057113
Dilution Factor: 1 **Final Wgt/Vol..:** 5 mL
Initial Wgt/Vol: 5 g

PARAMETER	PERCENT RECOVERY	RECOVERY LIMITS	RPD	RPD LIMITS	METHOD
1,1-Dichloroethene	108	(65 - 135)			SW846 8260B
	100	(65 - 135)	7.9	(0-30)	SW846 8260B
Trichloroethene	114	(75 - 125)			SW846 8260B
	94	(75 - 125)	19	(0-30)	SW846 8260B
Benzene	99	(75 - 125)			SW846 8260B
	95	(75 - 125)	4.9	(0-30)	SW846 8260B
Toluene	107	(70 - 125)			SW846 8260B
	102	(70 - 125)	4.6	(0-30)	SW846 8260B
Chlorobenzene	100	(75 - 125)			SW846 8260B
	97	(75 - 125)	3.9	(0-30)	SW846 8260B
Acetone	124	(20 - 160)			SW846 8260B
	125	(20 - 160)	1.0	(0-37)	SW846 8260B
Bromodichloromethane	103	(70 - 130)			SW846 8260B
	97	(70 - 130)	6.3	(0-30)	SW846 8260B
Bromoform	109	(55 - 135)			SW846 8260B
	105	(55 - 135)	3.3	(0-30)	SW846 8260B
Bromomethane	94	(30 - 160)			SW846 8260B
	87	(30 - 160)	7.3	(0-30)	SW846 8260B
2-Butanone	95	(30 - 160)			SW846 8260B
	95	(30 - 160)	0.16	(0-33)	SW846 8260B
Bromochloromethane	100	(70 - 125)			SW846 8260B
	95	(70 - 125)	5.3	(0-30)	SW846 8260B
Carbon disulfide	103	(45 - 160)			SW846 8260B
	94	(45 - 160)	8.6	(0-36)	SW846 8260B
Carbon tetrachloride	125	(65 - 135)			SW846 8260B
	118	(65 - 135)	5.4	(0-30)	SW846 8260B
Chloroethane	89	(40 - 155)			SW846 8260B
	85	(40 - 155)	5.3	(0-30)	SW846 8260B
Chloroform	99	(70 - 125)			SW846 8260B
	95	(70 - 125)	4.4	(0-30)	SW846 8260B
Chloromethane	81	(50 - 130)			SW846 8260B
	74	(50 - 130)	8.7	(0-30)	SW846 8260B
1,2-Dibromoethane	106	(70 - 125)			SW846 8260B
	103	(70 - 125)	2.8	(0-30)	SW846 8260B
1,1-Dichloroethane	102	(75 - 125)			SW846 8260B
	100	(75 - 125)	2.7	(0-47)	SW846 8260B
1,2-Dichloroethane	98	(70 - 135)			SW846 8260B
	95	(70 - 135)	3.8	(0-43)	SW846 8260B

(Continued on next page)

LABORATORY CONTROL SAMPLE EVALUATION REPORT

GC/MS Volatiles

Client Lot #...: A0B180429 **Work Order #...:** LV4QN1AC-LCS **Matrix.....:** SOLID
LCS Lot-Sample#: A0B260000-113 LV4QN1AD-LCSD

PARAMETER	PERCENT RECOVERY	RECOVERY LIMITS	RPD	RPD LIMITS	METHOD
1,2-Dichloropropane	102	(70 - 120)			SW846 8260B
	96	(70 - 120)	6.1	(0-30)	SW846 8260B
cis-1,3-Dichloropropene	98	(70 - 125)			SW846 8260B
	93	(70 - 125)	5.0	(0-40)	SW846 8260B
trans-1,3-Dichloropropene	106	(65 - 125)			SW846 8260B
	102	(65 - 125)	4.7	(0-32)	SW846 8260B
Ethylbenzene	109	(75 - 125)			SW846 8260B
	104	(75 - 125)	4.9	(0-30)	SW846 8260B
2-Hexanone	110	(45 - 145)			SW846 8260B
	107	(45 - 145)	2.8	(0-31)	SW846 8260B
Methylene chloride	102	(55 - 140)			SW846 8260B
	95	(55 - 140)	7.2	(0-30)	SW846 8260B
4-Methyl-2-pentanone	106	(45 - 145)			SW846 8260B
	106	(45 - 145)	0.090	(0-39)	SW846 8260B
Styrene	109	(75 - 125)			SW846 8260B
	103	(75 - 125)	5.7	(0-30)	SW846 8260B
1,1,2,2-Tetrachloroethane	87	(55 - 130)			SW846 8260B
	104	(55 - 130)	18	(0-30)	SW846 8260B
Tetrachloroethene	105	(65 - 140)			SW846 8260B
	100	(65 - 140)	5.1	(0-30)	SW846 8260B
1,1,2-Trichloroethane	104	(60 - 125)			SW846 8260B
	99	(60 - 125)	4.6	(0-30)	SW846 8260B
1,1,1-Trichloroethane	107	(70 - 135)			SW846 8260B
	103	(70 - 135)	3.8	(0-30)	SW846 8260B
Xylenes (total)	111	(75 - 125)			SW846 8260B
	105	(75 - 125)	5.2	(0-30)	SW846 8260B
Vinyl chloride	90	(60 - 125)			SW846 8260B
	86	(60 - 125)	4.5	(0-30)	SW846 8260B
1,2-Dibromo-3-chloro-propane	116	(40 - 135)			SW846 8260B
	112	(40 - 135)	3.4	(0-30)	SW846 8260B
1,3-Dichlorobenzene	102	(70 - 125)			SW846 8260B
	98	(70 - 125)	3.7	(0-30)	SW846 8260B
1,4-Dichlorobenzene	97	(70 - 125)			SW846 8260B
	94	(70 - 125)	3.5	(0-30)	SW846 8260B
1,2-Dichlorobenzene	101	(75 - 120)			SW846 8260B
	99	(75 - 120)	2.8	(0-30)	SW846 8260B
Dichlorodifluoromethane	75	(35 - 135)			SW846 8260B
	70	(35 - 135)	6.2	(0-30)	SW846 8260B
trans-1,2-Dichloroethene	105	(65 - 135)			SW846 8260B
	99	(65 - 135)	6.0	(0-30)	SW846 8260B

(Continued on next page)

LABORATORY CONTROL SAMPLE EVALUATION REPORT

GC/MS Volatiles

Client Lot #...: A0B180429 **Work Order #...:** LV4QN1AC-LCS **Matrix.....:** SOLID
LCS Lot-Sample#: A0B260000-113 LV4QN1AD-LCSD

PARAMETER	PERCENT RECOVERY	RECOVERY LIMITS	RPD	RPD LIMITS	METHOD
cis-1,2-Dichloroethene	102	(65 - 125)			SW846 8260B
	100	(65 - 125)	2.3	(0-30)	SW846 8260B
Naphthalene	110	(40 - 125)			SW846 8260B
	107	(40 - 125)	2.7	(0-30)	SW846 8260B
1,1,1,2-Tetrachloroethane	105	(75 - 125)			SW846 8260B
	103	(75 - 125)	1.8	(0-30)	SW846 8260B
Trichlorofluoromethane	117	(25 - 185)			SW846 8260B
	109	(25 - 185)	7.4	(0-30)	SW846 8260B
o-Xylene	112	(75 - 125)			SW846 8260B
	108	(75 - 125)	3.6	(0-30)	SW846 8260B
m-Xylene & p-Xylene	110	(80 - 125)			SW846 8260B
	104	(80 - 125)	6.1	(0-30)	SW846 8260B
Isopropylbenzene	110	(75 - 130)			SW846 8260B
	108	(75 - 130)	2.2	(0-30)	SW846 8260B
1,1-Dichloropropene	106	(70 - 135)			SW846 8260B
	100	(70 - 135)	6.5	(0-30)	SW846 8260B
1,2,3-Trichlorobenzene	103	(60 - 135)			SW846 8260B
	99	(60 - 135)	3.6	(0-30)	SW846 8260B
1,2,3-Trichloropropane	116	(65 - 130)			SW846 8260B
	114	(65 - 130)	1.7	(0-30)	SW846 8260B
1,2,4-Trichloro-benzene	110	(65 - 130)			SW846 8260B
	103	(65 - 130)	6.5	(0-30)	SW846 8260B
2,2-Dichloropropane	98	(65 - 135)			SW846 8260B
	94	(65 - 135)	4.2	(0-30)	SW846 8260B
2-Chlorotoluene	112	(70 - 130)			SW846 8260B
	108	(70 - 130)	3.9	(0-30)	SW846 8260B
4-Chlorotoluene	109	(75 - 125)			SW846 8260B
	106	(75 - 125)	3.1	(0-30)	SW846 8260B
Bromobenzene	103	(65 - 120)			SW846 8260B
	101	(65 - 120)	1.4	(0-30)	SW846 8260B
Dibromomethane	103	(75 - 130)			SW846 8260B
	96	(75 - 130)	6.5	(0-30)	SW846 8260B
Hexachlorobutadiene	100	(55 - 140)			SW846 8260B
	95	(55 - 140)	4.4	(0-50)	SW846 8260B
n-Butylbenzene	110	(65 - 140)			SW846 8260B
	105	(65 - 140)	4.0	(0-30)	SW846 8260B
n-Propylbenzene	111	(65 - 135)			SW846 8260B
	106	(65 - 135)	4.6	(0-30)	SW846 8260B
p-Isopropyltoluene	108	(75 - 135)			SW846 8260B
	104	(75 - 135)	3.5	(0-30)	SW846 8260B

(Continued on next page)

LABORATORY CONTROL SAMPLE EVALUATION REPORT

GC/MS Volatiles

Client Lot #...: A0B180429 **Work Order #...:** LV4QN1AC-LCS **Matrix.....:** SOLID
LCS Lot-Sample#: A0B260000-113 LV4QN1AD-LCSD

PARAMETER	PERCENT RECOVERY	RECOVERY LIMITS	RPD	RPD LIMITS	METHOD
sec-Butylbenzene	**109**	**(65 - 130)**			**SW846 8260B**
	106	**(65 - 130)**	**3.2**	**(0-30)**	**SW846 8260B**
tert-Butylbenzene	**110**	**(65 - 130)**			**SW846 8260B**
	107	**(65 - 130)**	**3.4**	**(0-30)**	**SW846 8260B**
1,2,4-Trimethylbenzene	**113**	**(65 - 135)**			**SW846 8260B**
	109	**(65 - 135)**	**4.2**	**(0-30)**	**SW846 8260B**
1,3,5-Trimethylbenzene	**111**	**(65 - 135)**			**SW846 8260B**
	107	**(65 - 135)**	**3.4**	**(0-30)**	**SW846 8260B**

SURROGATE	PERCENT RECOVERY	RECOVERY LIMITS
1,2-Dichloroethane-d4	90	(61 - 130)
	90	(61 - 130)
Toluene-d8	104	(85 - 115)
	102	(85 - 115)
4-Bromofluorobenzene	101	(85 - 120)
	101	(85 - 120)
Dibromofluoromethane	94	(59 - 138)
	93	(59 - 138)

NOTE(S):

Calculations are performed before rounding to avoid round-off errors in calculated results.

Bold print denotes control parameters

LABORATORY CONTROL SAMPLE DATA REPORT

GC/MS Volatiles

Client Lot #...: A0B180429 **Work Order #...:** LV4QN1AC-LCS **Matrix.....:** SOLID
LCS Lot-Sample#: A0B260000-113 LV4QN1AD-LCSD
Prep Date.....: 02/25/10 **Analysis Date..:** 02/25/10
Prep Batch #...: 0057113
Dilution Factor: 1 **Final Wgt/Vol..:** 5 mL
Initial Wgt/Vol: 5 g

PARAMETER	SPIKE AMOUNT	MEASURED AMOUNT	UNITS	PERCENT RECOVERY	RPD	METHOD
1,1-Dichloroethene	50	54	ug/kg	108		SW846 8260B
	50	50	ug/kg	100	7.9	SW846 8260B
Trichloroethene	50	57	ug/kg	114		SW846 8260B
	50	47	ug/kg	94	19	SW846 8260B
Benzene	50	50	ug/kg	99		SW846 8260B
	50	47	ug/kg	95	4.9	SW846 8260B
Toluene	50	53	ug/kg	107		SW846 8260B
	50	51	ug/kg	102	4.6	SW846 8260B
Chlorobenzene	50	50	ug/kg	100		SW846 8260B
	50	48	ug/kg	97	3.9	SW846 8260B
Acetone	50	62	ug/kg	124		SW846 8260B
	50	63	ug/kg	125	1.0	SW846 8260B
Bromodichloromethane	50	52	ug/kg	103		SW846 8260B
	50	48	ug/kg	97	6.3	SW846 8260B
Bromoform	50	54	ug/kg	109		SW846 8260B
	50	53	ug/kg	105	3.3	SW846 8260B
Bromomethane	50	47	ug/kg	94		SW846 8260B
	50	44	ug/kg	87	7.3	SW846 8260B
2-Butanone	50	47	ug/kg	95		SW846 8260B
	50	47	ug/kg	95	0.16	SW846 8260B
Bromochloromethane	50	50	ug/kg	100		SW846 8260B
	50	47	ug/kg	95	5.3	SW846 8260B
Carbon disulfide	50	51	ug/kg	103		SW846 8260B
	50	47	ug/kg	94	8.6	SW846 8260B
Carbon tetrachloride	50	63	ug/kg	125		SW846 8260B
	50	59	ug/kg	118	5.4	SW846 8260B
Chloroethane	50	45	ug/kg	89		SW846 8260B
	50	42	ug/kg	85	5.3	SW846 8260B
Chloroform	50	49	ug/kg	99		SW846 8260B
	50	47	ug/kg	95	4.4	SW846 8260B
Chloromethane	50	40	ug/kg	81		SW846 8260B
	50	37	ug/kg	74	8.7	SW846 8260B
1,2-Dibromoethane	50	53	ug/kg	106		SW846 8260B
	50	51	ug/kg	103	2.8	SW846 8260B
1,1-Dichloroethane	50	51	ug/kg	102		SW846 8260B
	50	50	ug/kg	100	2.7	SW846 8260B
1,2-Dichloroethane	50	49	ug/kg	98		SW846 8260B
	50	47	ug/kg	95	3.8	SW846 8260B

(Continued on next page)

LABORATORY CONTROL SAMPLE DATA REPORT

GC/MS Volatiles

Client Lot #...: A0B180429 **Work Order #...:** LV4QN1AC-LCS **Matrix.....:** SOLID
LCS Lot-Sample#: A0B260000-113 LV4QN1AD-LCSD

PARAMETER	SPIKE AMOUNT	MEASURED AMOUNT	UNITS	PERCENT RECOVERY	RPD	METHOD
1,2-Dichloropropane	50	51	ug/kg	102		SW846 8260B
	50	48	ug/kg	96	6.1	SW846 8260B
cis-1,3-Dichloropropene	50	49	ug/kg	98		SW846 8260B
	50	47	ug/kg	93	5.0	SW846 8260B
trans-1,3-Dichloropropene	50	53	ug/kg	106		SW846 8260B
	50	51	ug/kg	102	4.7	SW846 8260B
Ethylbenzene	50	55	ug/kg	109		SW846 8260B
	50	52	ug/kg	104	4.9	SW846 8260B
2-Hexanone	50	55	ug/kg	110		SW846 8260B
	50	53	ug/kg	107	2.8	SW846 8260B
Methylene chloride	50	51	ug/kg	102		SW846 8260B
	50	47	ug/kg	95	7.2	SW846 8260B
4-Methyl-2-pentanone	50	53	ug/kg	106		SW846 8260B
	50	53	ug/kg	106	0.090	SW846 8260B
Styrene	50	55	ug/kg	109		SW846 8260B
	50	52	ug/kg	103	5.7	SW846 8260B
1,1,2,2-Tetrachloroethane	50	44	ug/kg	87		SW846 8260B
	50	52	ug/kg	104	18	SW846 8260B
Tetrachloroethene	50	52	ug/kg	105		SW846 8260B
	50	50	ug/kg	100	5.1	SW846 8260B
1,1,2-Trichloroethane	50	52	ug/kg	104		SW846 8260B
	50	49	ug/kg	99	4.6	SW846 8260B
1,1,1-Trichloroethane	50	53	ug/kg	107		SW846 8260B
	50	51	ug/kg	103	3.8	SW846 8260B
Xylenes (total)	150	170	ug/kg	111		SW846 8260B
	150	160	ug/kg	105	5.2	SW846 8260B
Vinyl chloride	50	45	ug/kg	90		SW846 8260B
	50	43	ug/kg	86	4.5	SW846 8260B
1,2-Dibromo-3-chloro-propane	50	58	ug/kg	116		SW846 8260B
	50	56	ug/kg	112	3.4	SW846 8260B
1,3-Dichlorobenzene	50	51	ug/kg	102		SW846 8260B
	50	49	ug/kg	98	3.7	SW846 8260B
1,4-Dichlorobenzene	50	48	ug/kg	97		SW846 8260B
	50	47	ug/kg	94	3.5	SW846 8260B
1,2-Dichlorobenzene	50	51	ug/kg	101		SW846 8260B
	50	49	ug/kg	99	2.8	SW846 8260B
Dichlorodifluoromethane	50	37	ug/kg	75		SW846 8260B
	50	35	ug/kg	70	6.2	SW846 8260B
trans-1,2-Dichloroethene	50	52	ug/kg	105		SW846 8260B
	50	49	ug/kg	99	6.0	SW846 8260B

(Continued on next page)

LABORATORY CONTROL SAMPLE DATA REPORT

GC/MS Volatiles

Client Lot #...: A0B180429 **Work Order #...:** LV4QN1AC-LCS **Matrix.....:** SOLID
LCS Lot-Sample#: A0B260000-113 LV4QN1AD-LCSD

PARAMETER	SPIKE AMOUNT	MEASURED AMOUNT	UNITS	PERCENT RECOVERY	RPD	METHOD
cis-1,2-Dichloroethene	50	51	ug/kg	102		SW846 8260B
	50	50	ug/kg	100	2.3	SW846 8260B
Naphthalene	50	55	ug/kg	110		SW846 8260B
	50	54	ug/kg	107	2.7	SW846 8260B
1,1,1,2-Tetrachloroethane	50	52	ug/kg	105		SW846 8260B
	50	51	ug/kg	103	1.8	SW846 8260B
Trichlorofluoromethane	50	59	ug/kg	117		SW846 8260B
	50	54	ug/kg	109	7.4	SW846 8260B
o-Xylene	50	56	ug/kg	112		SW846 8260B
	50	54	ug/kg	108	3.6	SW846 8260B
m-Xylene & p-Xylene	100	110	ug/kg	110		SW846 8260B
	100	100	ug/kg	104	6.1	SW846 8260B
Isopropylbenzene	50	55	ug/kg	110		SW846 8260B
	50	54	ug/kg	108	2.2	SW846 8260B
1,1-Dichloropropene	50	53	ug/kg	106		SW846 8260B
	50	50	ug/kg	100	6.5	SW846 8260B
1,2,3-Trichlorobenzene	50	52	ug/kg	103		SW846 8260B
	50	50	ug/kg	99	3.6	SW846 8260B
1,2,3-Trichloropropane	50	58	ug/kg	116		SW846 8260B
	50	57	ug/kg	114	1.7	SW846 8260B
1,2,4-Trichloro-benzene	50	55	ug/kg	110		SW846 8260B
	50	52	ug/kg	103	6.5	SW846 8260B
2,2-Dichloropropane	50	49	ug/kg	98		SW846 8260B
	50	47	ug/kg	94	4.2	SW846 8260B
2-Chlorotoluene	50	56	ug/kg	112		SW846 8260B
	50	54	ug/kg	108	3.9	SW846 8260B
4-Chlorotoluene	50	55	ug/kg	109		SW846 8260B
	50	53	ug/kg	106	3.1	SW846 8260B
Bromobenzene	50	51	ug/kg	103		SW846 8260B
	50	51	ug/kg	101	1.4	SW846 8260B
Dibromomethane	50	51	ug/kg	103		SW846 8260B
	50	48	ug/kg	96	6.5	SW846 8260B
Hexachlorobutadiene	50	50	ug/kg	100		SW846 8260B
	50	48	ug/kg	95	4.4	SW846 8260B
n-Butylbenzene	50	55	ug/kg	110		SW846 8260B
	50	53	ug/kg	105	4.0	SW846 8260B
n-Propylbenzene	50	55	ug/kg	111		SW846 8260B
	50	53	ug/kg	106	4.6	SW846 8260B
p-Isopropyltoluene	50	54	ug/kg	108		SW846 8260B
	50	52	ug/kg	104	3.5	SW846 8260B

(Continued on next page)

LABORATORY CONTROL SAMPLE DATA REPORT

GC/MS Volatiles

Client Lot #...: A0B180429 **Work Order #...:** LV4QN1AC-LCS **Matrix.....:** SOLID
LCS Lot-Sample#: A0B260000-113 LV4QN1AD-LCSD

PARAMETER	SPIKE AMOUNT	MEASURED AMOUNT	UNITS	PERCENT RECOVERY	RPD	METHOD
sec-Butylbenzene	**50**	**55**	**ug/kg**	**109**		**SW846 8260B**
	50	**53**	**ug/kg**	**106**	**3.2**	**SW846 8260B**
tert-Butylbenzene	**50**	**55**	**ug/kg**	**110**		**SW846 8260B**
	50	**53**	**ug/kg**	**107**	**3.4**	**SW846 8260B**
1,2,4-Trimethylbenzene	**50**	**57**	**ug/kg**	**113**		**SW846 8260B**
	50	**54**	**ug/kg**	**109**	**4.2**	**SW846 8260B**
1,3,5-Trimethylbenzene	**50**	**56**	**ug/kg**	**111**		**SW846 8260B**
	50	**54**	**ug/kg**	**107**	**3.4**	**SW846 8260B**

SURROGATE	PERCENT RECOVERY	RECOVERY LIMITS
1,2-Dichloroethane-d4	90	(61 - 130)
	90	(61 - 130)
Toluene-d8	104	(85 - 115)
	102	(85 - 115)
4-Bromofluorobenzene	101	(85 - 120)
	101	(85 - 120)
Dibromofluoromethane	94	(59 - 138)
	93	(59 - 138)

NOTE(S):

Calculations are performed before rounding to avoid round-off errors in calculated results.

Bold print denotes control parameters

Data File: \\cansvr11\dd\chem\MSV\a3ux14.i\R00225A.b\148185.D
Report Date: 25-Feb-2010 13:30

TestAmerica North Canton

VOLATILE REPORT SW-846 Method 8260A/8260B

Data file : \\cansvr11\dd\chem\MSV\a3ux14.i\R00225A.b\148185.D
Lab Smp Id: CHECK
Inj Date : 25-FEB-2010 13:02
Operator : 2807 Inst ID: a3ux14.i
Smp Info : CHECK
Misc Info : R00225A,8260SUX14,,2807,3
Comment :
Method : \\cansvr11\dd\chem\MSV\a3ux14.i\R00225A.b\8260SUX14.m
Meth Date : 25-Feb-2010 12:55 macenczaks Quant Type: ISTD
Cal Date : 14-JAN-2010 15:16 Cal File: 147364.D
Als bottle: 5 QC Sample: METHSPIKE
Dil Factor: 1.00000
Integrator: HP RTE Compound Sublist: 4-8260+IX.sub
Target Version: 4.14
Processing Host: CANPMSV26

Concentration Formula: Amt * DF * 1/Vo * CpndVariable

Name	Value	Description
DF	1.000	Dilution Factor
Vo	5.000	Sample Volume
Va	100.000	Injection Volume
Cpnd Variable		Local Compound Variable

Compounds	QUANT SIG MASS	RT	EXP RT	REL RT	RESPONSE	CONCENTRATIONS ON-COLUMN (ng)	FINAL (UG/KG)
* 1 Fluorobenzene	96	6.599	6.599	(1.000)	1428528	250.000	
* 2 Chlorobenzene-d5	117	9.333	9.332	(1.000)	1017901	250.000	
* 3 1,4-Dichlorobenzene-d4	152	11.309	11.308	(1.000)	556904	250.000	
$ 4 Dibromofluoromethane	113	5.901	5.901	(0.894)	369739	234.931	46.986
$ 5 1,2-Dichloroethane-d4	65	6.244	6.244	(0.946)	362224	224.484	44.897
$ 6 Toluene-d8	98	8.090	8.090	(0.867)	1430803	259.288	51.858
$ 7 Bromofluorobenzene	95	10.327	10.326	(0.913)	523231	253.386	50.677
8 Dichlorodifluoromethane	85	1.310	1.298	(0.199)	270796	187.422	37.484
9 Chloromethane	50	1.452	1.463	(0.220)	422139	202.094	40.419
10 Vinyl Chloride	62	1.570	1.570	(0.238)	356383	226.198	45.240
11 Bromomethane	94	1.890	1.889	(0.286)	180348	234.445	46.889
12 Chloroethane	64	2.008	1.996	(0.304)	207148	222.947	44.589
13 Trichlorofluoromethane	101	2.268	2.280	(0.344)	444925	293.231	58.646
15 Acrolein	56	2.742	2.741	(0.416)	171632	955.939	191.19
16 Acetone	43	2.943	2.931	(0.446)	158327	309.425	61.885
17 1,1-Dichloroethene	96	2.860	2.860	(0.433)	369815	270.956	54.191
18 Freon-113	151	2.896	2.895	(0.439)	333763	304.493	60.898
19 Iodomethane	142	3.038	3.037	(0.460)	607538	261.167	52.233
20 Carbon Disulfide	76	3.109	3.108	(0.471)	1002589	256.464	51.293
21 Methylene Chloride	84	3.511	3.511	(0.532)	392488	254.743	50.948

22 Acetonitrile	41	3.298	3.298 (0.500)	143684	758.229	151.64
23 Acrylonitrile	53	3.889	3.889 (0.589)	423565	753.360	150.67

Data File: \\cansvr11\dd\chem\MSV\a3ux14.i\R00225A.b\148185.D
Report Date: 25-Feb-2010 13:30

	Compounds	QUANT SIG MASS	RT	EXP RT	REL RT	RESPONSE	CONCENTRATIONS ON-COLUMN (ng)	FINAL (UG/KG)
	24 Methyl tert-butyl ether	73	3.972	3.972	(0.602)	967731	272.905	54.581
	25 trans-1,2-Dichloroethene	96	3.925	3.925	(0.595)	415643	262.242	52.448
	26 Hexane	86	4.398	4.398	(0.666)	102243	279.533	55.907
	27 Vinyl acetate	43	4.741	4.694	(0.719)	928288	507.652	101.53
	154 Vinyl Acetate**2nd**	86	4.706	4.694	(0.713)	24388	149.686	29.937(A)
	28 1,1-Dichloroethane	63	4.564	4.564	(0.692)	726642	256.210	51.242
	29 tert-Butyl Alcohol	59	3.771	3.783	(0.571)	658989	5099.81	1020.0
	30 2-Butanone	43	5.380	5.380	(0.815)	173742	237.343	47.469
M	31 1,2-Dichloroethene (total)	96				829564	517.120	103.42
	32 cis-1,2-dichloroethene	96	5.333	5.333	(0.808)	413921	254.878	50.976
	33 2,2-Dichloropropane	77	5.321	5.321	(0.806)	271846	244.979	48.996
	34 Bromochloromethane	128	5.605	5.605	(0.849)	197465	250.166	50.033
	35 Chloroform	83	5.724	5.723	(0.867)	642156	247.012	49.402
	36 Tetrahydrofuran	42	5.676	5.676	(0.860)	116722	246.168	49.234
	37 1,1,1-Trichloroethane	97	5.913	5.913	(0.896)	502074	267.093	53.418
	38 1,1-Dichloropropene	75	6.090	6.090	(0.923)	523909	265.779	53.156
	39 Carbon Tetrachloride	117	6.090	6.090	(0.923)	510778	312.627	62.525
	40 1,2-Dichloroethane	62	6.327	6.327	(0.959)	472190	245.407	49.081
	41 Benzene	78	6.303	6.303	(0.955)	1535733	248.719	49.744
	42 Trichloroethene	130	6.966	6.966	(1.056)	485137	285.080	57.016
	43 1,2-Dichloropropane	63	7.167	7.167	(1.086)	394862	255.264	51.053
	44 1,4-Dioxane	88	Compound Not Detected.					
	45 Dibromomethane	93	7.274	7.273	(1.102)	201935	256.344	51.269
	46 Bromodichloromethane	83	7.439	7.439	(1.127)	412150	258.105	51.621
	47 2-Chloroethyl vinyl ether	63	7.723	7.723	(1.170)	172325	240.347	48.069
	48 cis-1,3-Dichloropropene	75	7.842	7.841	(1.188)	481319	245.077	49.015
	49 4-Methyl-2-pentanone	43	7.996	7.995	(0.857)	326627	265.716	53.143
	50 Toluene	91	8.149	8.149	(0.873)	1604134	266.816	53.363
	51 trans-1,3-Dichloropropene	75	8.339	8.338	(0.894)	420377	266.054	53.211
	52 Ethyl Methacrylate	69	Compound Not Detected.					
	53 1,1,2-Trichloroethane	97	8.492	8.492	(0.910)	277667	258.897	51.779
	54 1,3-Dichloropropane	76	8.634	8.634	(0.925)	482599	268.581	53.716
	55 Tetrachloroethene	164	8.623	8.622	(0.924)	332244	261.758	52.352
	56 2-Hexanone	43	8.717	8.717	(0.934)	232162	274.143	54.828
	57 Dibromochloromethane	129	8.836	8.835	(0.947)	295491	263.947	52.789
	58 1,2-Dibromoethane	107	8.930	8.930	(0.957)	273997	264.601	52.920
	59 Chlorobenzene	112	9.356	9.356	(1.003)	1038216	251.236	50.247
	60 1,1,1,2-Tetrachloroethane	131	9.427	9.427	(1.010)	342437	261.276	52.255
	61 Ethylbenzene	106	9.451	9.451	(1.013)	580467	272.526	54.505
	62 m + p-Xylene	106	9.557	9.557	(1.024)	1421074	551.481	110.30
M	63 Xylenes (total)	106				2103129	832.397	166.48
	64 Xylene-o	106	9.889	9.889	(1.060)	682055	280.916	56.183
	65 Styrene	104	9.901	9.900	(1.061)	1056498	273.745	54.749
	66 Bromoform	173	10.054	10.054	(1.077)	184024	271.503	54.300
	67 Isopropylbenzene	105	10.196	10.196	(1.093)	1798700	276.038	55.208
	68 1,1,2,2-Tetrachloroethane	83	10.445	10.445	(0.924)	297197	217.552	43.510
	69 1,4-Dichloro-2-butene	53	10.492	10.492	(0.928)	230616	544.103	108.82
	70 1,2,3-Trichloropropane	110	10.480	10.480	(0.927)	115242	291.091	58.218
	71 Bromobenzene	156	10.457	10.456	(0.925)	420853	256.664	51.333
	72 n-Propylbenzene	120	10.551	10.551	(0.933)	527077	276.465	55.293
	73 2-Chlorotoluene	126	10.622	10.622	(0.939)	433773	279.669	55.934
	74 1,3,5-Trimethylbenzene	105	10.693	10.693	(0.946)	1465316	277.511	55.502

75	4-Chlorotoluene	126	10.705	10.717 (0.947)	446627	272.718	54.544
76	tert-Butylbenzene	119	10.977	10.977 (0.971)	1350431	276.203	55.241

Data File: \\cansvr11\dd\chem\MSV\a3ux14.i\R00225A.b\148185.D
Report Date: 25-Feb-2010 13:30

	Compounds	QUANT SIG MASS	RT	EXP RT	REL RT	RESPONSE	CONCENTRATIONS ON-COLUMN (ng)	FINAL (UG/KG)
77	1,2,4-Trimethylbenzene	105	11.013	11.013	(0.974)	1526972	283.311	56.662
78	sec-Butylbenzene	105	11.155	11.155	(0.986)	1923540	273.564	54.713
79	4-Isopropyltoluene	119	11.273	11.273	(0.997)	1616149	270.439	54.088
80	1,3-Dichlorobenzene	146	11.250	11.249	(0.995)	792284	254.493	50.898
81	1,4-Dichlorobenzene	146	11.321	11.320	(1.001)	800302	242.318	48.464
82	n-Butylbenzene	91	11.616	11.616	(1.027)	1423464	274.517	54.903
83	1,2-Dichlorobenzene	146	11.640	11.640	(1.029)	738578	253.391	50.678
84	1,2-Dibromo-3-chloropropane	157	12.291	12.291	(1.087)	68477	290.453	58.091
85	1,2,4-Trichlorobenzene	180	12.989	12.989	(1.149)	520183	275.780	55.156
86	Hexachlorobutadiene	225	13.131	13.131	(1.161)	301534	249.381	49.876
87	Naphthalene	128	13.178	13.178	(1.165)	1195649	275.427	55.085
88	1,2,3-Trichlorobenzene	180	13.379	13.379	(1.183)	478472	257.514	51.503
146	2-Methylnaphthalene	142	14.042	14.054	(1.242)	7745	14.4679	2.894
89	Ethyl Ether	59	2.600	2.600	(0.394)	311175	259.834	51.967
91	3-Chloropropene	76	Compound Not Detected.					
92	Isopropyl Ether	87	4.741	4.742	(0.719)	322755	254.429	50.886
93	2-Chloro-1,3-butadiene	53	Compound Not Detected.					
14	Dichlorofluoromethane	67	Compound Not Detected.					
94	Propionitrile	54	Compound Not Detected.					
95	Ethyl Acetate	43	Compound Not Detected.					
96	Methacrylonitrile	67	Compound Not Detected.					
97	Isobutanol	42	6.303	6.303	(0.955)	535509	12148.5	2429.7(A)
99	n-Butanol	56	Compound Not Detected.					
100	Methyl Methacrylate	41	Compound Not Detected.					
25	Cyclohexanone	55	10.267	10.267	(0.908)	140515	448.188	89.638
101	2-Nitropropane	41	Compound Not Detected.					
98	Cyclohexane	56	5.972	5.972	(0.905)	829280	247.265	49.453
143	Methyl Acetate	43	3.393	3.392	(0.514)	300145	216.186	43.237
144	Methylcyclohexane	83	7.144	7.143	(1.082)	746777	260.427	52.085
141	1,3,5-Trichlorobenzene	180	Compound Not Detected.					
156	tert-Butyl Ethyl ether	59	Compound Not Detected.					
157	tert-Amyl Methyl ether	73	Compound Not Detected.					
158	1,2,3-Trimethylbenzene	105	11.368	11.368	(1.005)	1498115	284.480	56.896(A)

QC Flag Legend

A - Target compound detected but, quantitated amount exceeded maximum amount.

Data File: \\cansvr11\dd\chem\MSV\a3ux14.i\R00225A.b\148185.D
Report Date: 25-Feb-2010 13:30

TestAmerica North Canton

INTERNAL STANDARD COMPOUNDS
AREA AND RT SUMMARY

Instrument ID: a3ux14.i
Lab File ID: 148185.D
Lab Smp Id: CHECK
Analysis Type: VOA
Quant Type: ISTD
Operator: 2807
Method File: \\cansvr11\dd\chem\MSV\a3ux14.i\R00225A.b\8260SUX14.m
Misc Info: R00225A,8260SUX14,,2807,3

Calibration Date: 25-FEB-2010
Calibration Time: 11:54
Level: LOW
Sample Type: SOIL

		AREA LIMIT			
COMPOUND	STANDARD	LOWER	UPPER	SAMPLE	%DIFF
1 Fluorobenzene	1478249	739125	2956498	1428528	-3.36
2 Chlorobenzene-d5	1013027	506514	2026054	1017901	0.48
3 1,4-Dichlorobenze	566289	283145	1132578	556904	-1.66

		RT LIMIT			
COMPOUND	STANDARD	LOWER	UPPER	SAMPLE	%DIFF
1 Fluorobenzene	6.60	6.10	7.10	6.60	0.00
2 Chlorobenzene-d5	9.33	8.83	9.83	9.33	0.00
3 1,4-Dichlorobenze	11.31	10.81	11.81	11.31	0.00

AREA UPPER LIMIT = +100% of internal standard area.
AREA LOWER LIMIT = - 50% of internal standard area.
RT UPPER LIMIT = + 0.50 minutes of internal standard RT.
RT LOWER LIMIT = - 0.50 minutes of internal standard RT.

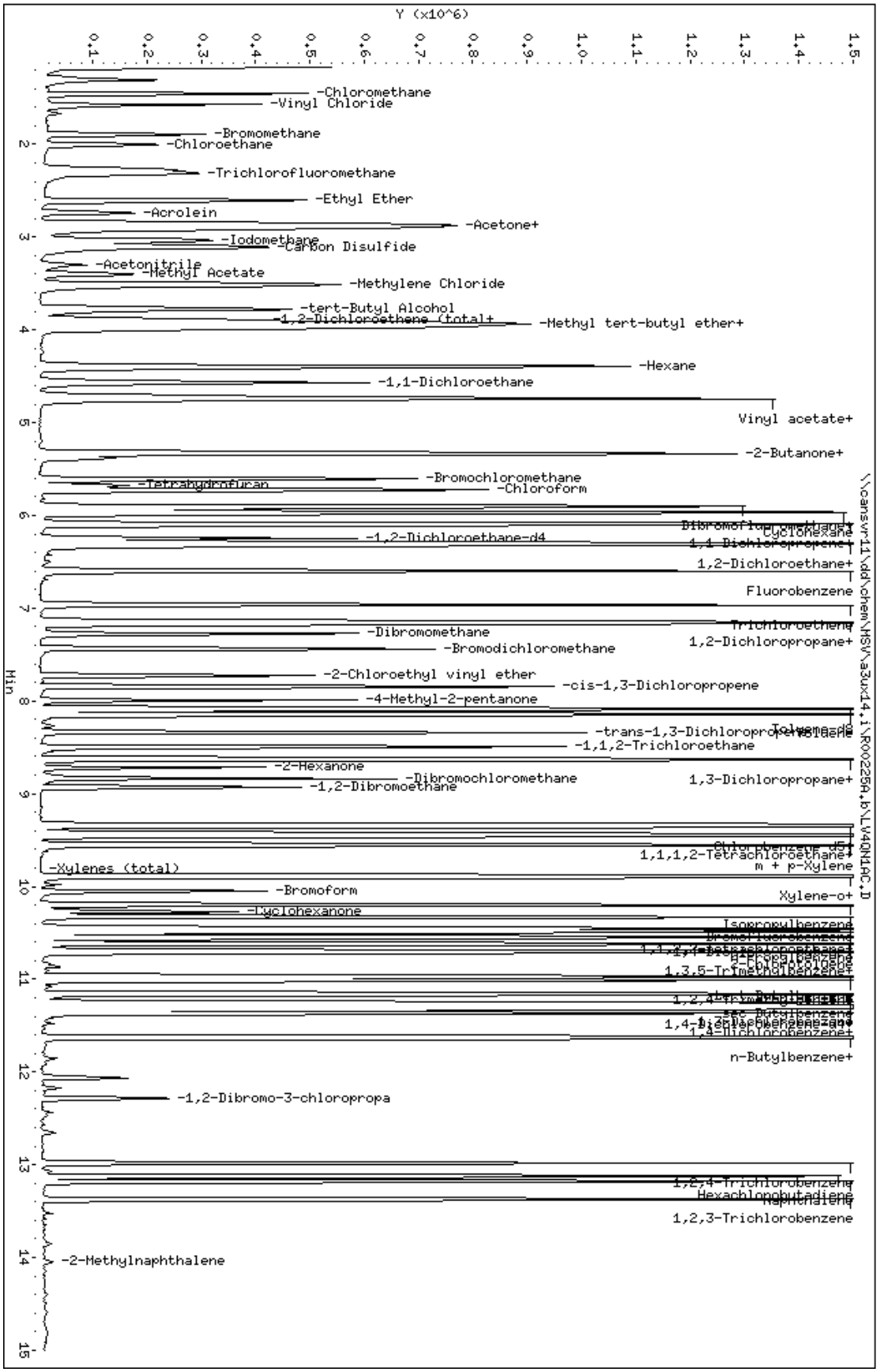
Y (x10^6)
Min
-Chloromethane
-Vinyl Chloride
-Bromomethane
-Chloroethane
-Trichlorofluoromethane
-Ethyl Ether
-Acrolein
-Acetone+
-Iodomethane
-Carbon Disulfide
-Acetonitrile
-Methyl Acetate
-Methylene Chloride
-tert-Butyl Alcohol
-1,2-Dichloroethene (total+
-Methyl tert-butyl ether+
-Hexane
-1,1-Dichloroethane
Vinyl acetate+
-2-Butanone+
-Bromochloromethane
-Tetrahydrofuran
-Chloroform
-1,2-Dichloroethane-d4
Cyclohexane
1,2-Dichloroethane+
Fluorobenzene
-Dibromomethane
-Bromodichloromethane
1,2-Dichloropropane+
-2-Chloroethyl vinyl ether
-cis-1,3-Dichloropropene
-4-Methyl-2-pentanone
-trans-1,3-Dichloropropene
-1,1,2-Trichloroethane
-2-Hexanone
-Dibromochloromethane
-1,2-Dibromoethane
1,3-Dichloropropane+
1,1,1,2-Tetrachloroethane+
-Xylenes (total)
m + p-Xylene
-Bromoform
Xylene-o+
-Cyclohexanone
Isopropylbenzene
1,3,5-Trimethylbenzene+
n-Butylbenzene+
-1,2-Dibromo-3-chloropropa
1,2,4-Trichlorobenzene
Hexachlorobutadiene
1,2,3-Trichlorobenzene
-2-Methylnaphthalene
Data File: \\cansvr11\dd\chem\MSV\a3ux14.i\R00225A.b\LV4QN1AC.D
Date : 25-FEB-2010 13:02
Client ID:
Sample Info: CHECK
Purge Volume: 5.0
Column phase: DB624
Instrument: a3ux14.i
Operator: 2807
Column diameter: 0.18
\\cansvr11\dd\chem\MSV\a3ux14.i\R00225A.b\LV4QN1AC.D

Data File: \\cansvr11\dd\chem\MSV\a3ux14.i\R00225A.b\148186.D
Report Date: 25-Feb-2010 13:43

TestAmerica North Canton

VOLATILE REPORT SW-846 Method 8260A/8260B

Data file : \\cansvr11\dd\chem\MSV\a3ux14.i\R00225A.b\148186.D
Lab Smp Id: CHECKDUP
Inj Date : 25-FEB-2010 13:24
Operator : 2807 Inst ID: a3ux14.i
Smp Info : CHECKDUP
Misc Info : R00225A,8260SUX14,,2807,3
Comment   :
Method   : \\cansvr11\dd\chem\MSV\a3ux14.i\R00225A.b\8260SUX14.m
Meth Date : 25-Feb-2010 12:55 macenczaks Quant Type: ISTD
Cal Date : 14-JAN-2010 15:16 Cal File: 147364.D
Als bottle: 6 QC Sample: METHSPIKE
Dil Factor: 1.00000
Integrator: HP RTE Compound Sublist: 4-8260+IX.sub
Target Version: 4.14

Concentration Formula: Amt * DF * 1/Vo * CpndVariable

Name	Value	Description
DF	1.000	Dilution Factor
Vo	5.000	Sample Volume
Va	100.000	Injection Volume
Cpnd Variable		Local Compound Variable

Compounds	QUANT SIG MASS	RT	EXP RT	REL RT	RESPONSE	CONCENTRATIONS ON-COLUMN (ng)	FINAL (UG/KG)
* 1 Fluorobenzene	96	6.599	6.599	(1.000)	1507353	250.000	
* 2 Chlorobenzene-d5	117	9.333	9.332	(1.000)	1052965	250.000	
* 3 1,4-Dichlorobenzene-d4	152	11.309	11.308	(1.000)	575998	250.000	
$ 4 Dibromofluoromethane	113	5.901	5.901	(0.894)	387789	233.514	46.703
$ 5 1,2-Dichloroethane-d4	65	6.244	6.244	(0.946)	382907	224.893	44.978
$ 6 Toluene-d8	98	8.090	8.090	(0.867)	1461670	256.061	51.212
$ 7 Bromofluorobenzene	95	10.326	10.326	(0.913)	536829	251.353	50.271
8 Dichlorodifluoromethane	85	1.298	1.298	(0.197)	268526	176.132	35.226
9 Chloromethane	50	1.452	1.463	(0.220)	408123	185.167	37.033
10 Vinyl Chloride	62	1.570	1.570	(0.238)	359398	216.182	43.236
11 Bromomethane	94	1.890	1.889	(0.286)	176927	217.971	43.594
12 Chloroethane	64	2.008	1.996	(0.304)	207229	211.371	42.274
13 Trichlorofluoromethane	101	2.268	2.280	(0.344)	435784	272.187	54.437
15 Acrolein	56	2.730	2.741	(0.414)	196689	1038.21	207.64
16 Acetone	43	2.931	2.931	(0.444)	168486	312.631	62.526
17 1,1-Dichloroethene	96	2.860	2.860	(0.433)	360550	250.354	50.071
18 Freon-113	151	2.895	2.895	(0.439)	325958	281.822	56.364
19 Iodomethane	142	3.037	3.037	(0.460)	604580	246.304	49.261
20 Carbon Disulfide	76	3.108	3.108	(0.471)	970717	235.326	47.065
21 Methylene Chloride	84	3.511	3.511	(0.532)	387716	237.012	47.402
22 Acetonitrile	41	3.298	3.298	(0.500)	147632	738.323	147.66

23 Acrylonitrile	53	3.889	3.889 (0.589)	441871	744.820	148.96
24 Methyl tert-butyl ether	73	3.972	3.972 (0.602)	990737	264.782	52.956

Data File: \\cansvr11\dd\chem\MSV\a3ux14.i\R00225A.b\148186.D
Report Date: 25-Feb-2010 13:43

	Compounds	QUANT SIG MASS	RT	EXP RT	REL RT	RESPONSE	CONCENTRATIONS ON-COLUMN (ng)	FINAL (UG/KG)
25	trans-1,2-Dichloroethene	96	3.925	3.925	(0.595)	412922	246.901	49.380
26	Hexane	86	4.398	4.398	(0.666)	99897	258.837	51.767
27	Vinyl acetate	43	4.694	4.694	(0.711)	751183	389.317	77.863
154	Vinyl Acetate**2nd**	86	4.694	4.694	(0.711)	60376	351.190	70.238(A)
28	1,1-Dichloroethane	63	4.564	4.564	(0.692)	746047	249.296	49.859
29	tert-Butyl Alcohol	59	3.771	3.783	(0.571)	769774	5645.64	1129.1
30	2-Butanone	43	5.380	5.380	(0.815)	183024	236.948	47.390
M 31	1,2-Dichloroethene (total)	96				839778	495.999	99.200
32	cis-1,2-dichloroethene	96	5.333	5.333	(0.808)	426856	249.098	49.820
33	2,2-Dichloropropane	77	5.321	5.321	(0.806)	275032	234.889	46.978
34	Bromochloromethane	128	5.605	5.605	(0.849)	197517	237.147	47.429
35	Chloroform	83	5.723	5.723	(0.867)	648545	236.424	47.285
36	Tetrahydrofuran	42	5.676	5.676	(0.860)	119870	239.587	47.917
37	1,1,1-Trichloroethane	97	5.913	5.913	(0.896)	509910	257.076	51.415
38	1,1-Dichloropropene	75	6.090	6.090	(0.923)	517896	248.990	49.798
39	Carbon Tetrachloride	117	6.090	6.090	(0.923)	510362	296.037	59.207
40	1,2-Dichloroethane	62	6.327	6.327	(0.959)	479825	236.335	47.267
41	Benzene	78	6.303	6.303	(0.955)	1543483	236.902	47.380
42	Trichloroethene	130	6.966	6.966	(1.056)	424138	236.201	47.240
43	1,2-Dichloropropane	63	7.167	7.167	(1.086)	392054	240.195	48.039
44	1,4-Dioxane	88	Compound Not Detected.					
45	Dibromomethane	93	7.274	7.273	(1.102)	199657	240.198	48.040
46	Bromodichloromethane	83	7.439	7.439	(1.127)	408284	242.314	48.463
47	2-Chloroethyl vinyl ether	63	7.723	7.723	(1.170)	173063	229.203	45.840
48	cis-1,3-Dichloropropene	75	7.842	7.841	(1.188)	483151	233.145	46.629
49	4-Methyl-2-pentanone	43	7.995	7.995	(0.857)	337562	265.468	53.094
50	Toluene	91	8.137	8.149	(0.872)	1584675	254.802	50.960
51	trans-1,3-Dichloropropene	75	8.339	8.338	(0.893)	414999	253.904	50.781
52	Ethyl Methacrylate	69	Compound Not Detected.					
53	1,1,2-Trichloroethane	97	8.492	8.492	(0.910)	274266	247.210	49.442
54	1,3-Dichloropropane	76	8.634	8.634	(0.925)	477841	257.078	51.416
55	Tetrachloroethene	164	8.623	8.622	(0.924)	326725	248.838	49.768
56	2-Hexanone	43	8.717	8.717	(0.934)	233528	266.573	53.314
57	Dibromochloromethane	129	8.836	8.835	(0.947)	291046	251.319	50.264
58	1,2-Dibromoethane	107	8.930	8.930	(0.957)	275619	257.304	51.461
59	Chlorobenzene	112	9.356	9.356	(1.003)	1032688	241.576	48.315
60	1,1,1,2-Tetrachloroethane	131	9.427	9.427	(1.010)	347990	256.671	51.334
61	Ethylbenzene	106	9.451	9.451	(1.013)	571625	259.438	51.888
62	m + p-Xylene	106	9.557	9.557	(1.024)	1383281	518.939	103.79
M 63	Xylenes (total)	106				2063836	789.903	157.98
64	Xylene-o	106	9.889	9.889	(1.060)	680555	270.964	54.193
65	Styrene	104	9.900	9.900	(1.061)	1032073	258.512	51.702
66	Bromoform	173	10.054	10.054	(1.077)	184143	262.631	52.526
67	Isopropylbenzene	105	10.196	10.196	(1.093)	1819301	269.902	53.980
68	1,1,2,2-Tetrachloroethane	83	10.445	10.445	(0.924)	368229	260.613	52.122
69	1,4-Dichloro-2-butene	53	10.492	10.492	(0.928)	236003	538.355	107.67
70	1,2,3-Trichloropropane	110	10.480	10.480	(0.927)	117204	286.233	57.247
71	Bromobenzene	156	10.457	10.456	(0.925)	429042	252.985	50.597
72	n-Propylbenzene	120	10.551	10.551	(0.933)	520646	264.039	52.808
73	2-Chlorotoluene	126	10.622	10.622	(0.939)	431413	268.927	53.785
74	1,3,5-Trimethylbenzene	105	10.693	10.693	(0.946)	1464569	268.175	53.635
75	4-Chlorotoluene	126	10.717	10.717	(0.948)	447986	264.480	52.896

76	tert-Butylbenzene	119	10.977	10.977 (0.971)	1349833	266.929	53.386
77	1,2,4-Trimethylbenzene	105	11.013	11.013 (0.974)	1515081	271.787	54.357

Data File: \\cansvr11\dd\chem\MSV\a3ux14.i\R00225A.b\148186.D
Report Date: 25-Feb-2010 13:43

	Compounds	QUANT SIG MASS	RT	EXP RT	REL RT	RESPONSE	CONCENTRATIONS ON-COLUMN (ng)	FINAL (UG/KG)
78	sec-Butylbenzene	105	11.155	11.155	(0.986)	1926733	264.934	52.987
79	4-Isopropyltoluene	119	11.273	11.273	(0.997)	1613712	261.080	52.216
80	1,3-Dichlorobenzene	146	11.249	11.249	(0.995)	789457	245.178	49.036
81	1,4-Dichlorobenzene	146	11.320	11.320	(1.001)	799070	233.925	46.785
82	n-Butylbenzene	91	11.616	11.616	(1.027)	1414185	263.687	52.737
83	1,2-Dichlorobenzene	146	11.640	11.640	(1.029)	742570	246.316	49.263
84	1,2-Dibromo-3-chloropropane	157	12.291	12.291	(1.087)	68474	280.812	56.162
85	1,2,4-Trichlorobenzene	180	12.989	12.989	(1.149)	504072	258.380	51.676
86	Hexachlorobutadiene	225	13.131	13.131	(1.161)	298574	238.747	47.749
87	Naphthalene	128	13.178	13.178	(1.165)	1203307	268.002	53.600
88	1,2,3-Trichlorobenzene	180	13.379	13.379	(1.183)	477613	248.531	49.706
146	2-Methylnaphthalene	142	14.054	14.054	(1.243)	4449	13.2223	2.644
89	Ethyl Ether	59	2.600	2.600	(0.394)	362866	287.152	57.430
91	3-Chloropropene	76	Compound Not Detected.					
92	Isopropyl Ether	87	4.741	4.742	(0.719)	331330	247.531	49.506
93	2-Chloro-1,3-butadiene	53	Compound Not Detected.					
14	Dichlorofluoromethane	67	Compound Not Detected.					
94	Propionitrile	54	Compound Not Detected.					
95	Ethyl Acetate	43	Compound Not Detected.					
96	Methacrylonitrile	67	Compound Not Detected.					
97	Isobutanol	42	6.303	6.303	(0.955)	606573	13041.1	2608.2(A)
99	n-Butanol	56	Compound Not Detected.					
100	Methyl Methacrylate	41	Compound Not Detected.					
25	Cyclohexanone	55	10.267	10.267	(0.908)	166105	505.849	101.17
101	2-Nitropropane	41	Compound Not Detected.					
98	Cyclohexane	56	5.960	5.972	(0.903)	819495	231.569	46.314
143	Methyl Acetate	43	3.392	3.392	(0.514)	318365	217.318	43.464
144	Methylcyclohexane	83	7.143	7.143	(1.082)	758549	250.699	50.140
141	1,3,5-Trichlorobenzene	180	Compound Not Detected.					
156	tert-Butyl Ethyl ether	59	Compound Not Detected.					
157	tert-Amyl Methyl ether	73	Compound Not Detected.					
158	1,2,3-Trimethylbenzene	105	11.368	11.368	(1.005)	1503936	276.119	55.224(A)

QC Flag Legend

A - Target compound detected but, quantitated amount exceeded maximum amount.

Data File: \\cansvr11\dd\chem\MSV\a3ux14.i\R00225A.b\148186.D
Report Date: 25-Feb-2010 13:43

TestAmerica North Canton

INTERNAL STANDARD COMPOUNDS
AREA AND RT SUMMARY

Instrument ID: a3ux14.i
Lab File ID: 148186.D
Lab Smp Id: CHECKDUP
Analysis Type: VOA
Quant Type: ISTD
Operator: 2807
Method File: \\cansvr11\dd\chem\MSV\a3ux14.i\R00225A.b\8260SUX14.m
Misc Info: R00225A,8260SUX14,,2807,3

Calibration Date: 25-FEB-2010
Calibration Time: 11:54
Level: LOW
Sample Type: SOIL

		AREA LIMIT			
COMPOUND	STANDARD	LOWER	UPPER	SAMPLE	%DIFF
1 Fluorobenzene	1478249	739125	2956498	1507353	1.97
2 Chlorobenzene-d5	1013027	506514	2026054	1052965	3.94
3 1,4-Dichlorobenze	566289	283145	1132578	575998	1.71

		RT LIMIT			
COMPOUND	STANDARD	LOWER	UPPER	SAMPLE	%DIFF
1 Fluorobenzene	6.60	6.10	7.10	6.60	0.00
2 Chlorobenzene-d5	9.33	8.83	9.83	9.33	0.00
3 1,4-Dichlorobenze	11.31	10.81	11.81	11.31	0.00

AREA UPPER LIMIT = +100% of internal standard area.
AREA LOWER LIMIT = - 50% of internal standard area.
RT UPPER LIMIT = + 0.50 minutes of internal standard RT.
RT LOWER LIMIT = - 0.50 minutes of internal standard RT.

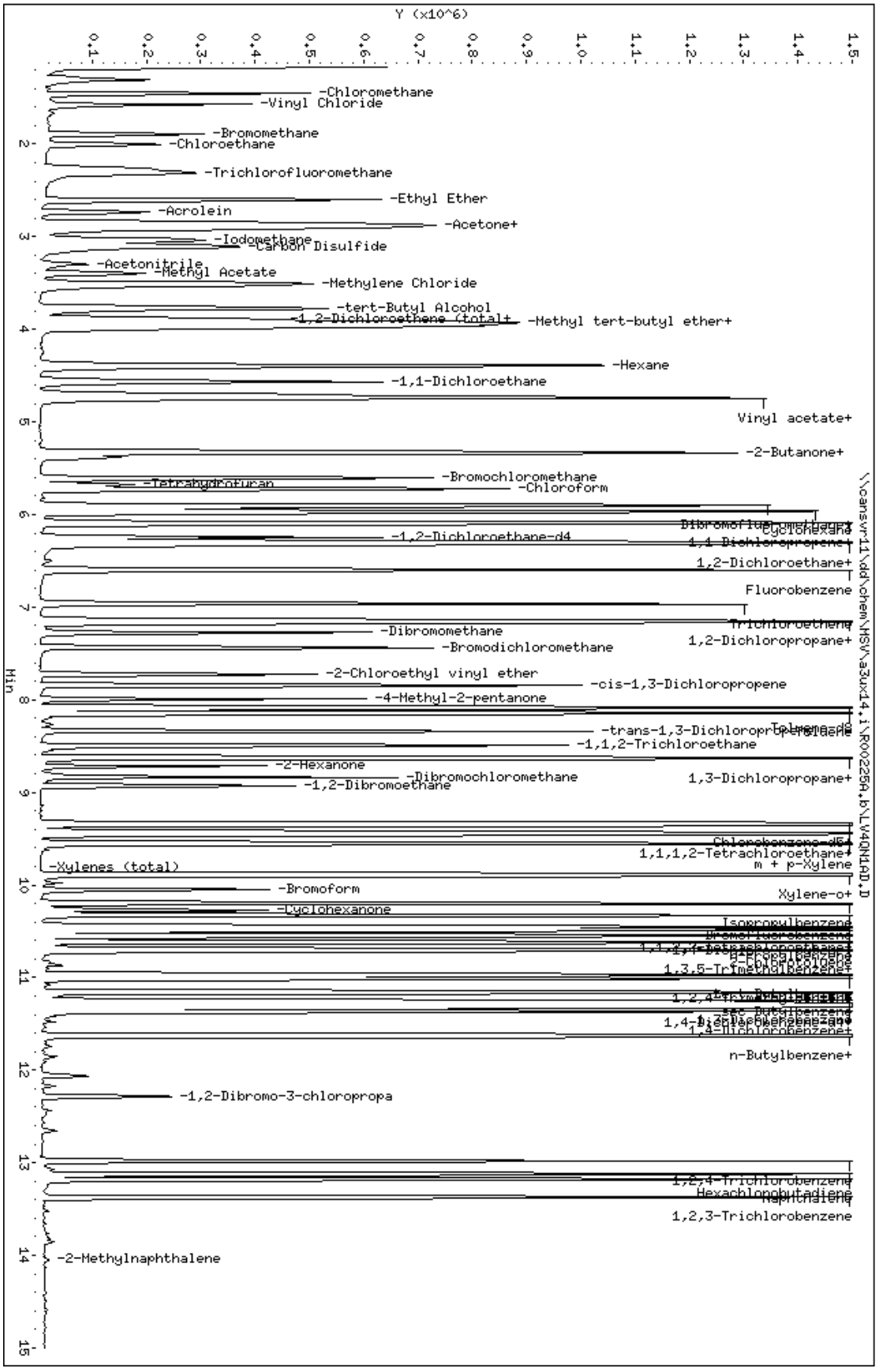

Data File: \\cansvr11\dd\chem\MSV\a3ux14.i\R00225A.b\LV4QN1AD.D
Date : 25-FEB-2010 13:24
Client ID:
Sample Info: CHECKDUP
Purge Volume: 5.0
Column phase: DB624

Instrument: a3ux14.i
Operator: 2807
Column diameter: 0.18

LABORATORY CONTROL SAMPLE EVALUATION REPORT

GC/MS Volatiles

Client Lot #...: A0B180429 **Work Order #...:** LV6FR1AC-LCS **Matrix.....:** SOLID
LCS Lot-Sample#: A0C010000-098 LV6FR1AD-LCSD
Prep Date.....: 02/26/10 **Analysis Date..:** 02/26/10
Prep Batch #...: 0060098
Dilution Factor: 1 **Final Wgt/Vol..:** 5 mL
Initial Wgt/Vol: 5 g

PARAMETER	PERCENT RECOVERY	RECOVERY LIMITS	RPD	RPD LIMITS	METHOD
1,1-Dichloroethene	113	(65 - 135)			SW846 8260B
	111	(65 - 135)	1.9	(0-30)	SW846 8260B
Trichloroethene	102	(75 - 125)			SW846 8260B
	101	(75 - 125)	1.6	(0-30)	SW846 8260B
Benzene	102	(75 - 125)			SW846 8260B
	100	(75 - 125)	2.2	(0-30)	SW846 8260B
Toluene	105	(70 - 125)			SW846 8260B
	107	(70 - 125)	1.5	(0-30)	SW846 8260B
Chlorobenzene	101	(75 - 125)			SW846 8260B
	102	(75 - 125)	1.3	(0-30)	SW846 8260B
Acetone	125	(20 - 160)			SW846 8260B
	121	(20 - 160)	2.9	(0-37)	SW846 8260B
Bromodichloromethane	106	(70 - 130)			SW846 8260B
	102	(70 - 130)	3.8	(0-30)	SW846 8260B
Bromoform	110	(55 - 135)			SW846 8260B
	105	(55 - 135)	4.9	(0-30)	SW846 8260B
Bromomethane	102	(30 - 160)			SW846 8260B
	102	(30 - 160)	0.20	(0-30)	SW846 8260B
2-Butanone	93	(30 - 160)			SW846 8260B
	87	(30 - 160)	7.2	(0-33)	SW846 8260B
Bromochloromethane	104	(70 - 125)			SW846 8260B
	100	(70 - 125)	3.4	(0-30)	SW846 8260B
Carbon disulfide	109	(45 - 160)			SW846 8260B
	109	(45 - 160)	0.040	(0-36)	SW846 8260B
Carbon tetrachloride	134	(65 - 135)			SW846 8260B
	131	(65 - 135)	2.7	(0-30)	SW846 8260B
Chloroethane	94	(40 - 155)			SW846 8260B
	94	(40 - 155)	0.15	(0-30)	SW846 8260B
Chloroform	104	(70 - 125)			SW846 8260B
	101	(70 - 125)	3.6	(0-30)	SW846 8260B
Chloromethane	81	(50 - 130)			SW846 8260B
	83	(50 - 130)	1.6	(0-30)	SW846 8260B
1,2-Dibromoethane	103	(70 - 125)			SW846 8260B
	102	(70 - 125)	1.3	(0-30)	SW846 8260B
1,1-Dichloroethane	108	(75 - 125)			SW846 8260B
	107	(75 - 125)	1.2	(0-47)	SW846 8260B
1,2-Dichloroethane	103	(70 - 135)			SW846 8260B
	99	(70 - 135)	3.8	(0-43)	SW846 8260B

(Continued on next page)

LABORATORY CONTROL SAMPLE EVALUATION REPORT

GC/MS Volatiles

Client Lot #...: A0B180429 **Work Order #...:** LV6FR1AC-LCS **Matrix.....:** SOLID
LCS Lot-Sample#: A0C010000-098 LV6FR1AD-LCSD

PARAMETER	PERCENT RECOVERY	RECOVERY LIMITS	RPD	RPD LIMITS	METHOD
1,2-Dichloropropane	100	(70 - 120)			SW846 8260B
	99	(70 - 120)	0.86	(0-30)	SW846 8260B
cis-1,3-Dichloropropene	99	(70 - 125)			SW846 8260B
	95	(70 - 125)	4.2	(0-40)	SW846 8260B
trans-1,3-Dichloropropene	101	(65 - 125)			SW846 8260B
	100	(65 - 125)	0.92	(0-32)	SW846 8260B
Ethylbenzene	110	(75 - 125)			SW846 8260B
	110	(75 - 125)	0.21	(0-30)	SW846 8260B
2-Hexanone	104	(45 - 145)			SW846 8260B
	95	(45 - 145)	8.3	(0-31)	SW846 8260B
Methylene chloride	105	(55 - 140)			SW846 8260B
	104	(55 - 140)	0.86	(0-30)	SW846 8260B
4-Methyl-2-pentanone	101	(45 - 145)			SW846 8260B
	92	(45 - 145)	9.5	(0-39)	SW846 8260B
Styrene	111	(75 - 125)			SW846 8260B
	110	(75 - 125)	0.75	(0-30)	SW846 8260B
1,1,2,2-Tetrachloroethane	103	(55 - 130)			SW846 8260B
	99	(55 - 130)	3.6	(0-30)	SW846 8260B
Tetrachloroethene	104	(65 - 140)			SW846 8260B
	105	(65 - 140)	0.61	(0-30)	SW846 8260B
1,1,2-Trichloroethane	101	(60 - 125)			SW846 8260B
	98	(60 - 125)	2.9	(0-30)	SW846 8260B
1,1,1-Trichloroethane	115	(70 - 135)			SW846 8260B
	114	(70 - 135)	0.48	(0-30)	SW846 8260B
Xylenes (total)	113	(75 - 125)			SW846 8260B
	114	(75 - 125)	0.060	(0-30)	SW846 8260B
Vinyl chloride	93	(60 - 125)			SW846 8260B
	94	(60 - 125)	0.36	(0-30)	SW846 8260B
1,2-Dibromo-3-chloro-propane	114	(40 - 135)			SW846 8260B
	103	(40 - 135)	10	(0-30)	SW846 8260B
1,3-Dichlorobenzene	103	(70 - 125)			SW846 8260B
	105	(70 - 125)	2.7	(0-30)	SW846 8260B
1,4-Dichlorobenzene	98	(70 - 125)			SW846 8260B
	99	(70 - 125)	1.4	(0-30)	SW846 8260B
1,2-Dichlorobenzene	102	(75 - 120)			SW846 8260B
	103	(75 - 120)	1.3	(0-30)	SW846 8260B
Dichlorodifluoromethane	69	(35 - 135)			SW846 8260B
	67	(35 - 135)	2.6	(0-30)	SW846 8260B
trans-1,2-Dichloroethene	111	(65 - 135)			SW846 8260B
	109	(65 - 135)	1.7	(0-30)	SW846 8260B

(Continued on next page)

LABORATORY CONTROL SAMPLE EVALUATION REPORT

GC/MS Volatiles

Client Lot #...: A0B180429 **Work Order #...:** LV6FR1AC-LCS **Matrix.....:** SOLID
LCS Lot-Sample#: A0C010000-098 LV6FR1AD-LCSD

PARAMETER	PERCENT RECOVERY	RECOVERY LIMITS	RPD	RPD LIMITS	METHOD
cis-1,2-Dichloroethene	106	(65 - 125)			SW846 8260B
	104	(65 - 125)	1.5	(0-30)	SW846 8260B
Naphthalene	109	(40 - 125)			SW846 8260B
	103	(40 - 125)	5.6	(0-30)	SW846 8260B
1,1,1,2-Tetrachloroethane	107	(75 - 125)			SW846 8260B
	108	(75 - 125)	0.93	(0-30)	SW846 8260B
Trichlorofluoromethane	121	(25 - 185)			SW846 8260B
	122	(25 - 185)	0.22	(0-30)	SW846 8260B
o-Xylene	115	(75 - 125)			SW846 8260B
	115	(75 - 125)	0.36	(0-30)	SW846 8260B
m-Xylene & p-Xylene	113	(80 - 125)			SW846 8260B
	113	(80 - 125)	0.080	(0-30)	SW846 8260B
Isopropylbenzene	114	(75 - 130)			SW846 8260B
	115	(75 - 130)	0.23	(0-30)	SW846 8260B
1,1-Dichloropropene	110	(70 - 135)			SW846 8260B
	107	(70 - 135)	2.3	(0-30)	SW846 8260B
1,2,3-Trichlorobenzene	103	(60 - 135)			SW846 8260B
	104	(60 - 135)	1.0	(0-30)	SW846 8260B
1,2,3-Trichloropropane	111	(65 - 130)			SW846 8260B
	110	(65 - 130)	0.88	(0-30)	SW846 8260B
1,2,4-Trichloro-benzene	106	(65 - 130)			SW846 8260B
	111	(65 - 130)	4.2	(0-30)	SW846 8260B
2,2-Dichloropropane	110	(65 - 135)			SW846 8260B
	108	(65 - 135)	1.7	(0-30)	SW846 8260B
2-Chlorotoluene	112	(70 - 130)			SW846 8260B
	116	(70 - 130)	3.4	(0-30)	SW846 8260B
4-Chlorotoluene	109	(75 - 125)			SW846 8260B
	113	(75 - 125)	2.9	(0-30)	SW846 8260B
Bromobenzene	103	(65 - 120)			SW846 8260B
	105	(65 - 120)	2.2	(0-30)	SW846 8260B
Dibromomethane	102	(75 - 130)			SW846 8260B
	97	(75 - 130)	4.7	(0-30)	SW846 8260B
Hexachlorobutadiene	100	(55 - 140)			SW846 8260B
	104	(55 - 140)	4.0	(0-50)	SW846 8260B
n-Butylbenzene	110	(65 - 140)			SW846 8260B
	114	(65 - 140)	3.7	(0-30)	SW846 8260B
n-Propylbenzene	109	(65 - 135)			SW846 8260B
	115	(65 - 135)	4.7	(0-30)	SW846 8260B
p-Isopropyltoluene	110	(75 - 135)			SW846 8260B
	114	(75 - 135)	3.4	(0-30)	SW846 8260B

(Continued on next page)

LABORATORY CONTROL SAMPLE EVALUATION REPORT

GC/MS Volatiles

Client Lot #...: A0B180429 **Work Order #...:** LV6FR1AC-LCS **Matrix.....:** SOLID
LCS Lot-Sample#: A0C010000-098 LV6FR1AD-LCSD

PARAMETER	PERCENT RECOVERY	RECOVERY LIMITS	RPD	RPD LIMITS	METHOD
sec-Butylbenzene	**110**	**(65 - 130)**			**SW846 8260B**
	113	**(65 - 130)**	**2.8**	**(0-30)**	**SW846 8260B**
tert-Butylbenzene	**111**	**(65 - 130)**			**SW846 8260B**
	115	**(65 - 130)**	**3.8**	**(0-30)**	**SW846 8260B**
1,2,4-Trimethylbenzene	**113**	**(65 - 135)**			**SW846 8260B**
	117	**(65 - 135)**	**3.4**	**(0-30)**	**SW846 8260B**
1,3,5-Trimethylbenzene	**111**	**(65 - 135)**			**SW846 8260B**
	114	**(65 - 135)**	**3.4**	**(0-30)**	**SW846 8260B**

SURROGATE	PERCENT RECOVERY	RECOVERY LIMITS
1,2-Dichloroethane-d4	96	(61 - 130)
	90	(61 - 130)
Toluene-d8	101	(85 - 115)
	101	(85 - 115)
4-Bromofluorobenzene	101	(85 - 120)
	104	(85 - 120)
Dibromofluoromethane	97	(59 - 138)
	94	(59 - 138)

NOTE(S):

Calculations are performed before rounding to avoid round-off errors in calculated results.

Bold print denotes control parameters

LABORATORY CONTROL SAMPLE DATA REPORT

GC/MS Volatiles

Client Lot #...: A0B180429 **Work Order #...:** LV6FR1AC-LCS **Matrix.....:** SOLID
LCS Lot-Sample#: A0C010000-098 LV6FR1AD-LCSD
Prep Date.....: 02/26/10 **Analysis Date..:** 02/26/10
Prep Batch #...: 0060098
Dilution Factor: 1 **Final Wgt/Vol..:** 5 mL
Initial Wgt/Vol: 5 g

PARAMETER	SPIKE AMOUNT	MEASURED AMOUNT	UNITS	PERCENT RECOVERY	RPD	METHOD
1,1-Dichloroethene	50	57	ug/kg	113		SW846 8260B
	50	56	ug/kg	111	1.9	SW846 8260B
Trichloroethene	50	51	ug/kg	102		SW846 8260B
	50	50	ug/kg	101	1.6	SW846 8260B
Benzene	50	51	ug/kg	102		SW846 8260B
	50	50	ug/kg	100	2.2	SW846 8260B
Toluene	50	52	ug/kg	105		SW846 8260B
	50	53	ug/kg	107	1.5	SW846 8260B
Chlorobenzene	50	51	ug/kg	101		SW846 8260B
	50	51	ug/kg	102	1.3	SW846 8260B
Acetone	50	62	ug/kg	125		SW846 8260B
	50	61	ug/kg	121	2.9	SW846 8260B
Bromodichloromethane	50	53	ug/kg	106		SW846 8260B
	50	51	ug/kg	102	3.8	SW846 8260B
Bromoform	50	55	ug/kg	110		SW846 8260B
	50	52	ug/kg	105	4.9	SW846 8260B
Bromomethane	50	51	ug/kg	102		SW846 8260B
	50	51	ug/kg	102	0.20	SW846 8260B
2-Butanone	50	47	ug/kg	93		SW846 8260B
	50	43	ug/kg	87	7.2	SW846 8260B
Bromochloromethane	50	52	ug/kg	104		SW846 8260B
	50	50	ug/kg	100	3.4	SW846 8260B
Carbon disulfide	50	55	ug/kg	109		SW846 8260B
	50	55	ug/kg	109	0.040	SW846 8260B
Carbon tetrachloride	50	67	ug/kg	134		SW846 8260B
	50	65	ug/kg	131	2.7	SW846 8260B
Chloroethane	50	47	ug/kg	94		SW846 8260B
	50	47	ug/kg	94	0.15	SW846 8260B
Chloroform	50	52	ug/kg	104		SW846 8260B
	50	50	ug/kg	101	3.6	SW846 8260B
Chloromethane	50	41	ug/kg	81		SW846 8260B
	50	41	ug/kg	83	1.6	SW846 8260B
1,2-Dibromoethane	50	52	ug/kg	103		SW846 8260B
	50	51	ug/kg	102	1.3	SW846 8260B
1,1-Dichloroethane	50	54	ug/kg	108		SW846 8260B
	50	53	ug/kg	107	1.2	SW846 8260B
1,2-Dichloroethane	50	51	ug/kg	103		SW846 8260B
	50	50	ug/kg	99	3.8	SW846 8260B

(Continued on next page)

LABORATORY CONTROL SAMPLE DATA REPORT

GC/MS Volatiles

Client Lot #...: A0B180429 **Work Order #...:** LV6FR1AC-LCS **Matrix.....:** SOLID
LCS Lot-Sample#: A0C010000-098 LV6FR1AD-LCSD

PARAMETER	SPIKE AMOUNT	MEASURED AMOUNT	UNITS	PERCENT RECOVERY	RPD	METHOD
1,2-Dichloropropane	50	50	ug/kg	100		SW846 8260B
	50	49	ug/kg	99	0.86	SW846 8260B
cis-1,3-Dichloropropene	50	50	ug/kg	99		SW846 8260B
	50	48	ug/kg	95	4.2	SW846 8260B
trans-1,3-Dichloropropene	50	50	ug/kg	101		SW846 8260B
	50	50	ug/kg	100	0.92	SW846 8260B
Ethylbenzene	50	55	ug/kg	110		SW846 8260B
	50	55	ug/kg	110	0.21	SW846 8260B
2-Hexanone	50	52	ug/kg	104		SW846 8260B
	50	48	ug/kg	95	8.3	SW846 8260B
Methylene chloride	50	52	ug/kg	105		SW846 8260B
	50	52	ug/kg	104	0.86	SW846 8260B
4-Methyl-2-pentanone	50	51	ug/kg	101		SW846 8260B
	50	46	ug/kg	92	9.5	SW846 8260B
Styrene	50	56	ug/kg	111		SW846 8260B
	50	55	ug/kg	110	0.75	SW846 8260B
1,1,2,2-Tetrachloroethane	50	52	ug/kg	103		SW846 8260B
	50	50	ug/kg	99	3.6	SW846 8260B
Tetrachloroethene	50	52	ug/kg	104		SW846 8260B
	50	52	ug/kg	105	0.61	SW846 8260B
1,1,2-Trichloroethane	50	50	ug/kg	101		SW846 8260B
	50	49	ug/kg	98	2.9	SW846 8260B
1,1,1-Trichloroethane	50	58	ug/kg	115		SW846 8260B
	50	57	ug/kg	114	0.48	SW846 8260B
Xylenes (total)	150	170	ug/kg	113		SW846 8260B
	150	170	ug/kg	114	0.060	SW846 8260B
Vinyl chloride	50	47	ug/kg	93		SW846 8260B
	50	47	ug/kg	94	0.36	SW846 8260B
1,2-Dibromo-3-chloro-propane	50	57	ug/kg	114		SW846 8260B
	50	52	ug/kg	103	10	SW846 8260B
1,3-Dichlorobenzene	50	51	ug/kg	103		SW846 8260B
	50	53	ug/kg	105	2.7	SW846 8260B
1,4-Dichlorobenzene	50	49	ug/kg	98		SW846 8260B
	50	50	ug/kg	99	1.4	SW846 8260B
1,2-Dichlorobenzene	50	51	ug/kg	102		SW846 8260B
	50	52	ug/kg	103	1.3	SW846 8260B
Dichlorodifluoromethane	50	35	ug/kg	69		SW846 8260B
	50	34	ug/kg	67	2.6	SW846 8260B
trans-1,2-Dichloroethene	50	56	ug/kg	111		SW846 8260B
	50	55	ug/kg	109	1.7	SW846 8260B

(Continued on next page)

LABORATORY CONTROL SAMPLE DATA REPORT

GC/MS Volatiles

Client Lot #...: A0B180429 **Work Order #...:** LV6FR1AC-LCS **Matrix.....:** SOLID
LCS Lot-Sample#: A0C010000-098 LV6FR1AD-LCSD

PARAMETER	SPIKE AMOUNT	MEASURED AMOUNT	UNITS	PERCENT RECOVERY	RPD	METHOD
cis-1,2-Dichloroethene	50	53	ug/kg	106		SW846 8260B
	50	52	ug/kg	104	1.5	SW846 8260B
Naphthalene	50	54	ug/kg	109		SW846 8260B
	50	52	ug/kg	103	5.6	SW846 8260B
1,1,1,2-Tetrachloroethane	50	53	ug/kg	107		SW846 8260B
	50	54	ug/kg	108	0.93	SW846 8260B
Trichlorofluoromethane	50	61	ug/kg	121		SW846 8260B
	50	61	ug/kg	122	0.22	SW846 8260B
o-Xylene	50	57	ug/kg	115		SW846 8260B
	50	58	ug/kg	115	0.36	SW846 8260B
m-Xylene & p-Xylene	100	110	ug/kg	113		SW846 8260B
	100	110	ug/kg	113	0.080	SW846 8260B
Isopropylbenzene	50	57	ug/kg	114		SW846 8260B
	50	57	ug/kg	115	0.23	SW846 8260B
1,1-Dichloropropene	50	55	ug/kg	110		SW846 8260B
	50	54	ug/kg	107	2.3	SW846 8260B
1,2,3-Trichlorobenzene	50	52	ug/kg	103		SW846 8260B
	50	52	ug/kg	104	1.0	SW846 8260B
1,2,3-Trichloropropane	50	55	ug/kg	111		SW846 8260B
	50	55	ug/kg	110	0.88	SW846 8260B
1,2,4-Trichloro-benzene	50	53	ug/kg	106		SW846 8260B
	50	56	ug/kg	111	4.2	SW846 8260B
2,2-Dichloropropane	50	55	ug/kg	110		SW846 8260B
	50	54	ug/kg	108	1.7	SW846 8260B
2-Chlorotoluene	50	56	ug/kg	112		SW846 8260B
	50	58	ug/kg	116	3.4	SW846 8260B
4-Chlorotoluene	50	55	ug/kg	109		SW846 8260B
	50	56	ug/kg	113	2.9	SW846 8260B
Bromobenzene	50	51	ug/kg	103		SW846 8260B
	50	53	ug/kg	105	2.2	SW846 8260B
Dibromomethane	50	51	ug/kg	102		SW846 8260B
	50	49	ug/kg	97	4.7	SW846 8260B
Hexachlorobutadiene	50	50	ug/kg	100		SW846 8260B
	50	52	ug/kg	104	4.0	SW846 8260B
n-Butylbenzene	50	55	ug/kg	110		SW846 8260B
	50	57	ug/kg	114	3.7	SW846 8260B
n-Propylbenzene	50	55	ug/kg	109		SW846 8260B
	50	57	ug/kg	115	4.7	SW846 8260B
p-Isopropyltoluene	50	55	ug/kg	110		SW846 8260B
	50	57	ug/kg	114	3.4	SW846 8260B

(Continued on next page)

LABORATORY CONTROL SAMPLE DATA REPORT

GC/MS Volatiles

Client Lot #...: A0B180429 **Work Order #...:** LV6FR1AC-LCS **Matrix.....:** SOLID
LCS Lot-Sample#: A0C010000-098 LV6FR1AD-LCSD

PARAMETER	SPIKE AMOUNT	MEASURED AMOUNT	UNITS	PERCENT RECOVERY	RPD	METHOD
sec-Butylbenzene	**50**	**55**	**ug/kg**	**110**		**SW846 8260B**
	50	**57**	**ug/kg**	**113**	**2.8**	**SW846 8260B**
tert-Butylbenzene	**50**	**55**	**ug/kg**	**111**		**SW846 8260B**
	50	**58**	**ug/kg**	**115**	**3.8**	**SW846 8260B**
1,2,4-Trimethylbenzene	**50**	**56**	**ug/kg**	**113**		**SW846 8260B**
	50	**58**	**ug/kg**	**117**	**3.4**	**SW846 8260B**
1,3,5-Trimethylbenzene	**50**	**55**	**ug/kg**	**111**		**SW846 8260B**
	50	**57**	**ug/kg**	**114**	**3.4**	**SW846 8260B**

SURROGATE	PERCENT RECOVERY	RECOVERY LIMITS
1,2-Dichloroethane-d4	96	(61 - 130)
	90	(61 - 130)
Toluene-d8	101	(85 - 115)
	101	(85 - 115)
4-Bromofluorobenzene	101	(85 - 120)
	104	(85 - 120)
Dibromofluoromethane	97	(59 - 138)
	94	(59 - 138)

NOTE(S):

Calculations are performed before rounding to avoid round-off errors in calculated results.

Bold print denotes control parameters

Data File: \\cansvr11\dd\chem\MSV\a3ux14.i\R00226A.b\148216.D
Report Date: 01-Mar-2010 10:19

TestAmerica North Canton

VOLATILE REPORT SW-846 Method 8260A/8260B

Data file : \\cansvr11\dd\chem\MSV\a3ux14.i\R00226A.b\148216.D
Lab Smp Id: CHECK
Inj Date : 26-FEB-2010 12:36
Operator : 2807 Inst ID: a3ux14.i
Smp Info : CHECK
Misc Info : R00226A,8260SUX14,,2807,3
Comment :
Method : \\cansvr11\dd\chem\MSV\a3ux14.i\R00226A.b\8260SUX14.m
Meth Date : 26-Feb-2010 12:32 macenczaks Quant Type: ISTD
Cal Date : 14-JAN-2010 15:16 Cal File: 147364.D
Als bottle: 5 QC Sample: METHSPIKE
Dil Factor: 1.00000
Integrator: HP RTE Compound Sublist: 4-8260+IX.sub
Target Version: 4.14
Processing Host: CANPMSV26

Concentration Formula: Amt * DF * 1/Vo * CpndVariable

Name	Value	Description
DF	1.000	Dilution Factor
Vo	5.000	Sample Volume
Va	100.000	Injection Volume
Cpnd Variable		Local Compound Variable

Compounds	QUANT SIG MASS	RT	EXP RT	REL RT	RESPONSE	CONCENTRATIONS ON-COLUMN (ng)	FINAL (UG/KG)
* 1 Fluorobenzene	96	6.599	6.599	(1.000)	1286060	250.000	
* 2 Chlorobenzene-d5	117	9.333	9.333	(1.000)	949703	250.000	
* 3 1,4-Dichlorobenzene-d4	152	11.309	11.309	(1.000)	535712	250.000	
$ 4 Dibromofluoromethane	113	5.901	5.901	(0.894)	341945	241.339	48.268
$ 5 1,2-Dichloroethane-d4	65	6.244	6.244	(0.946)	349141	240.346	48.069
$ 6 Toluene-d8	98	8.090	8.090	(0.867)	1301452	252.783	50.557
$ 7 Bromofluorobenzene	95	10.327	10.327	(0.913)	502337	252.891	50.578
8 Dichlorodifluoromethane	85	1.310	1.298	(0.199)	224779	172.807	34.561(R)
9 Chloromethane	50	1.452	1.452	(0.220)	382055	203.166	40.633
10 Vinyl Chloride	62	1.570	1.570	(0.238)	331269	233.550	46.710
11 Bromomethane	94	1.890	1.878	(0.286)	175842	253.910	50.782
12 Chloroethane	64	2.008	1.996	(0.304)	197513	236.126	47.225
13 Trichlorofluoromethane	101	2.268	2.268	(0.344)	414848	303.696	60.739
15 Acrolein	56	2.730	2.730	(0.414)	218882	1354.16	270.83(R)
16 Acetone	43	2.931	2.931	(0.444)	143374	311.636	62.327
17 1,1-Dichloroethene	96	2.860	2.848	(0.433)	348236	283.410	56.682
18 Freon-113	151	2.895	2.896	(0.439)	320099	324.377	64.875(R)
19 Iodomethane	142	3.026	3.026	(0.459)	594017	283.642	56.728
20 Carbon Disulfide	76	3.097	3.097	(0.469)	962348	273.440	54.688
21 Methylene Chloride	84	3.511	3.499	(0.532)	362158	261.673	52.334

22 Acetonitrile	41	3.298	3.286 (0.500)	131131	768.644	153.73
23 Acrylonitrile	53	3.889	3.890 (0.589)	393214	776.853	155.37

Data File: \\cansvr11\dd\chem\MSV\a3ux14.i\R00226A.b\148216.D
Report Date: 01-Mar-2010 10:19

	Compounds	QUANT SIG MASS	RT	EXP RT	REL RT	RESPONSE	CONCENTRATIONS ON-COLUMN (ng)	FINAL (UG/KG)
24	Methyl tert-butyl ether	73	3.972	3.972	(0.602)	892083	279.441	55.888
25	trans-1,2-Dichloroethene	96	3.925	3.925	(0.595)	396153	277.634	55.527
26	Hexane	86	4.398	4.387	(0.666)	95334	289.518	57.904
27	Vinyl acetate	43	4.694	4.694	(0.711)	694272	421.736	84.347(R)
154	Vinyl Acetate**2nd**	86	4.694	4.694	(0.711)	55795	380.388	76.078(AR)
28	1,1-Dichloroethane	63	4.564	4.564	(0.692)	688940	269.827	53.965
29	tert-Butyl Alcohol	59	3.771	3.771	(0.571)	598473	5144.56	1028.9
30	2-Butanone	43	5.380	5.380	(0.815)	153257	232.552	46.510
M 31	1,2-Dichloroethene (total)	96				783789	542.768	108.55
32	cis-1,2-dichloroethene	96	5.333	5.333	(0.808)	387636	265.134	53.027
33	2,2-Dichloropropane	77	5.321	5.321	(0.806)	275512	275.787	55.157
34	Bromochloromethane	128	5.605	5.605	(0.849)	184216	259.235	51.847
35	Chloroform	83	5.724	5.724	(0.867)	610320	260.773	52.154
36	Tetrahydrofuran	42	5.676	5.676	(0.860)	103989	243.609	48.722
37	1,1,1-Trichloroethane	97	5.913	5.901	(0.896)	486701	287.597	57.519
38	1,1-Dichloropropene	75	6.090	6.090	(0.923)	487609	274.767	54.953
39	Carbon Tetrachloride	117	6.090	6.090	(0.923)	494386	336.115	67.223(R)
40	1,2-Dichloroethane	62	6.327	6.327	(0.959)	445688	257.294	51.459
41	Benzene	78	6.303	6.303	(0.955)	1424072	256.184	51.237
42	Trichloroethene	130	6.966	6.966	(1.056)	392343	256.091	51.218
43	1,2-Dichloropropane	63	7.167	7.167	(1.086)	346565	248.861	49.772
44	1,4-Dioxane	88	Compound Not Detected.					
45	Dibromomethane	93	7.274	7.274	(1.102)	181140	255.419	51.084
46	Bromodichloromethane	83	7.439	7.439	(1.127)	380658	264.792	52.958
47	2-Chloroethyl vinyl ether	63	7.723	7.723	(1.170)	141721	220.365	44.073
48	cis-1,3-Dichloropropene	75	7.842	7.842	(1.188)	438087	247.775	49.555
49	4-Methyl-2-pentanone	43	7.995	7.996	(0.857)	290842	253.595	50.719
50	Toluene	91	8.137	8.138	(0.872)	1471053	262.251	52.450
51	trans-1,3-Dichloropropene	75	8.339	8.339	(0.894)	371153	251.768	50.354
52	Ethyl Methacrylate	69	Compound Not Detected.					
53	1,1,2-Trichloroethane	97	8.492	8.493	(0.910)	251429	251.267	50.253
54	1,3-Dichloropropane	76	8.634	8.635	(0.925)	430696	256.908	51.382
55	Tetrachloroethene	164	8.623	8.623	(0.924)	307613	259.756	51.951
56	2-Hexanone	43	8.717	8.717	(0.934)	204954	259.394	51.879
57	Dibromochloromethane	129	8.836	8.836	(0.947)	270946	259.402	51.880
58	1,2-Dibromoethane	107	8.930	8.930	(0.957)	249168	257.903	51.580
59	Chlorobenzene	112	9.356	9.356	(1.003)	974807	252.831	50.566
60	1,1,1,2-Tetrachloroethane	131	9.427	9.427	(1.010)	326624	267.107	53.421
61	Ethylbenzene	106	9.451	9.451	(1.013)	547702	275.609	55.122
62	m + p-Xylene	106	9.557	9.557	(1.024)	1356126	564.069	112.81
M 63	Xylenes (total)	106				2005757	850.843	170.17
64	Xylene-o	106	9.889	9.889	(1.060)	649631	286.775	57.355
65	Styrene	104	9.901	9.901	(1.061)	1001340	278.085	55.617
66	Bromoform	173	10.054	10.054	(1.077)	173841	274.897	54.979
67	Isopropylbenzene	105	10.196	10.196	(1.093)	1736422	285.616	57.123
68	1,1,2,2-Tetrachloroethane	83	10.445	10.445	(0.924)	338907	257.898	51.580
69	1,4-Dichloro-2-butene	53	10.492	10.492	(0.928)	215211	527.843	105.57
70	1,2,3-Trichloropropane	110	10.480	10.480	(0.927)	105660	277.446	55.489
71	Bromobenzene	156	10.457	10.457	(0.925)	405505	257.087	51.417
72	n-Propylbenzene	120	10.551	10.551	(0.933)	501206	273.295	54.659
73	2-Chlorotoluene	126	10.622	10.622	(0.939)	417132	279.579	55.916
74	1,3,5-Trimethylbenzene	105	10.693	10.693	(0.946)	1404768	276.569	55.314

75	4-Chlorotoluene	126	10.717	10.717 (0.948)	431061	273.625	54.725
76	tert-Butylbenzene	119	10.977	10.977 (0.971)	1303478	277.146	55.429

Data File: \\cansvr11\dd\chem\MSV\a3ux14.i\R00226A.b\148216.D
Report Date: 01-Mar-2010 10:19

	Compounds	QUANT SIG MASS	RT	EXP RT	REL RT	RESPONSE	CONCENTRATIONS ON-COLUMN (ng)	FINAL (UG/KG)
77	1,2,4-Trimethylbenzene	105	11.013	11.013	(0.974)	1463020	282.184	56.437
78	sec-Butylbenzene	105	11.155	11.155	(0.986)	1864638	275.677	55.135
79	4-Isopropyltoluene	119	11.273	11.273	(0.997)	1584363	275.608	55.122
80	1,3-Dichlorobenzene	146	11.249	11.250	(0.995)	768494	256.616	51.323
81	1,4-Dichlorobenzene	146	11.320	11.321	(1.001)	777928	244.861	48.972
82	n-Butylbenzene	91	11.616	11.616	(1.027)	1374435	275.547	55.109
83	1,2-Dichlorobenzene	146	11.640	11.640	(1.029)	714407	254.795	50.959
84	1,2-Dibromo-3-chloropropane	157	12.291	12.291	(1.087)	64744	285.483	57.096
85	1,2,4-Trichlorobenzene	180	12.989	12.989	(1.149)	482607	265.980	53.196
86	Hexachlorobutadiene	225	13.131	13.131	(1.161)	291659	250.756	50.151
87	Naphthalene	128	13.178	13.178	(1.165)	1137873	272.487	54.497
88	1,2,3-Trichlorobenzene	180	13.379	13.380	(1.183)	460330	257.551	51.510
146	2-Methylnaphthalene	142	14.054	14.054	(1.243)	7729	14.5727	2.914
89	Ethyl Ether	59	2.600	2.600	(0.394)	285772	265.057	53.011
91	3-Chloropropene	76	Compound Not Detected.					
92	Isopropyl Ether	87	4.741	4.741	(0.719)	308717	270.323	54.064
93	2-Chloro-1,3-butadiene	53	Compound Not Detected.					
14	Dichlorofluoromethane	67	Compound Not Detected.					
94	Propionitrile	54	Compound Not Detected.					
95	Ethyl Acetate	43	5.487	5.487	(0.831)	4965	3.71898	0.7438
96	Methacrylonitrile	67	Compound Not Detected.					
97	Isobutanol	42	6.303	6.292	(0.955)	476035	11995.6	2399.1(A)
99	n-Butanol	56	Compound Not Detected.					
100	Methyl Methacrylate	41	Compound Not Detected.					
25	Cyclohexanone	55	10.267	10.267	(0.908)	117254	394.722	78.944(R)
101	2-Nitropropane	41	Compound Not Detected.					
98	Cyclohexane	56	5.972	5.960	(0.905)	777234	257.419	51.484
143	Methyl Acetate	43	3.392	3.393	(0.514)	269559	215.664	43.133
144	Methylcyclohexane	83	7.143	7.144	(1.082)	715850	277.297	55.459
141	1,3,5-Trichlorobenzene	180	Compound Not Detected.					
156	tert-Butyl Ethyl ether	59	Compound Not Detected.					
157	tert-Amyl Methyl ether	73	Compound Not Detected.					
158	1,2,3-Trimethylbenzene	105	11.368	11.368	(1.005)	1447692	285.780	57.156(A)

QC Flag Legend

A - Target compound detected but, quantitated amount exceeded maximum amount.
R - Spike/Surrogate failed recovery limits.

Data File: \\cansvr11\dd\chem\MSV\a3ux14.i\R00226A.b\148216.D
Report Date: 01-Mar-2010 10:19

TestAmerica North Canton

INTERNAL STANDARD COMPOUNDS
AREA AND RT SUMMARY

Instrument ID: a3ux14.i
Lab File ID: 148216.D
Lab Smp Id: CHECK
Analysis Type: VOA
Quant Type: ISTD
Operator: 2807
Method File: \\cansvr11\dd\chem\MSV\a3ux14.i\R00226A.b\8260SUX14.m
Misc Info: R00226A,8260SUX14,,2807,3

Calibration Date: 26-FEB-2010
Calibration Time: 11:30
Level: LOW
Sample Type: SOIL

		AREA LIMIT			
COMPOUND	STANDARD	LOWER	UPPER	SAMPLE	%DIFF
1 Fluorobenzene	1312011	656006	2624022	1286060	-1.98
2 Chlorobenzene-d5	965181	482591	1930362	949703	-1.60
3 1,4-Dichlorobenze	531218	265609	1062436	535712	0.85

		RT LIMIT			
COMPOUND	STANDARD	LOWER	UPPER	SAMPLE	%DIFF
1 Fluorobenzene	6.60	6.10	7.10	6.60	-0.00
2 Chlorobenzene-d5	9.33	8.83	9.83	9.33	-0.00
3 1,4-Dichlorobenze	11.31	10.81	11.81	11.31	-0.00

AREA UPPER LIMIT = +100% of internal standard area.
AREA LOWER LIMIT = - 50% of internal standard area.
RT UPPER LIMIT = + 0.50 minutes of internal standard RT.
RT LOWER LIMIT = - 0.50 minutes of internal standard RT.



Data File: \\cansvr11\dd\chem\MSV\a3ux14.i\R00226A.b\LV6FR1AC.D
Date : 26-FEB-2010 12:36
Client ID:
Sample Info: CHECK
Purge Volume: 5.0
Column phase: DB624

Instrument: a3ux14.i
Operator: 2807
Column diameter: 0.18

\\cansvr11\dd\chem\MSV\a3ux14.i\R00226A.b\LV6FR1AC.D

Data File: \\cansvr11\dd\chem\MSV\a3ux14.i\R00226A.b\148217.D
Report Date: 01-Mar-2010 10:19

TestAmerica North Canton

VOLATILE REPORT SW-846 Method 8260A/8260B

Data file : \\cansvr11\dd\chem\MSV\a3ux14.i\R00226A.b\148217.D
Lab Smp Id: CHECKDUP
Inj Date : 26-FEB-2010 12:57
Operator : 2807 Inst ID: a3ux14.i
Smp Info : CHECKDUP
Misc Info : R00226A,8260SUX14,,2807,3
Comment :
Method : \\cansvr11\dd\chem\MSV\a3ux14.i\R00226A.b\8260SUX14.m
Meth Date : 26-Feb-2010 12:32 macenczaks Quant Type: ISTD
Cal Date : 14-JAN-2010 15:16 Cal File: 147364.D
Als bottle: 6 QC Sample: METHSPIKE
Dil Factor: 1.00000
Integrator: HP RTE Compound Sublist: 4-8260+IX.sub
Target Version: 4.14
Processing Host: CANPMSV26

Concentration Formula: Amt * DF * 1/Vo * CpndVariable

Name	Value	Description
DF	1.000	Dilution Factor
Vo	5.000	Sample Volume
Va	100.000	Injection Volume
Cpnd Variable		Local Compound Variable

Compounds	QUANT SIG MASS	RT	EXP RT	REL RT	RESPONSE	CONCENTRATIONS ON-COLUMN (ng)	FINAL (UG/KG)
* 1 Fluorobenzene	96	6.599	6.599	(1.000)	1347350	250.000	
* 2 Chlorobenzene-d5	117	9.333	9.333	(1.000)	961680	250.000	
* 3 1,4-Dichlorobenzene-d4	152	11.309	11.309	(1.000)	524167	250.000	
$ 4 Dibromofluoromethane	113	5.901	5.901	(0.894)	349413	235.392	47.078
$ 5 1,2-Dichloroethane-d4	65	6.244	6.244	(0.946)	342364	224.960	44.992
$ 6 Toluene-d8	98	8.090	8.090	(0.867)	1315441	252.318	50.464
$ 7 Bromofluorobenzene	95	10.327	10.327	(0.913)	504450	259.548	51.910
8 Dichlorodifluoromethane	85	1.310	1.298	(0.199)	229456	168.378	33.676(R)
9 Chloromethane	50	1.452	1.452	(0.220)	406749	206.459	41.292
10 Vinyl Chloride	62	1.570	1.570	(0.238)	348338	234.412	46.882
11 Bromomethane	94	1.890	1.878	(0.286)	184602	254.434	50.887
12 Chloroethane	64	2.008	1.996	(0.304)	206597	235.751	47.150
13 Trichlorofluoromethane	101	2.268	2.268	(0.344)	435584	304.371	60.874
15 Acrolein	56	2.730	2.730	(0.414)	203841	1203.74	240.75(R)
16 Acetone	43	2.931	2.931	(0.444)	146619	302.590	60.518
17 1,1-Dichloroethene	96	2.860	2.848	(0.433)	357920	278.041	55.608
18 Freon-113	151	2.895	2.896	(0.439)	325097	314.456	62.891(R)
19 Iodomethane	142	3.026	3.026	(0.459)	614555	280.100	56.020
20 Carbon Disulfide	76	3.097	3.097	(0.469)	1007767	273.320	54.664
21 Methylene Chloride	84	3.511	3.499	(0.532)	376413	259.418	51.884

22 Acetonitrile	41	3.298	3.286 (0.500)	126258	706.414	141.28
23 Acrylonitrile	53	3.889	3.890 (0.589)	375004	707.174	141.43

Data File: \\cansvr11\dd\chem\MSV\a3ux14.i\R00226A.b\148217.D
Report Date: 01-Mar-2010 10:19

	Compounds	QUANT SIG MASS	RT	EXP RT	REL RT	RESPONSE	CONCENTRATIONS ON-COLUMN (ng)	FINAL (UG/KG)
24	Methyl tert-butyl ether	73	3.972	3.972	(0.602)	890455	266.242	53.248
25	trans-1,2-Dichloroethene	96	3.925	3.925	(0.595)	407842	272.824	54.565
26	Hexane	86	4.398	4.387	(0.666)	98814	286.435	57.287
27	Vinyl acetate	43	4.694	4.694	(0.711)	650054	376.913	75.383(R)
154	Vinyl Acetate**2nd**	86	4.694	4.694	(0.711)	52462	341.395	68.279(AR)
28	1,1-Dichloroethane	63	4.564	4.564	(0.692)	712829	266.483	53.297
29	tert-Butyl Alcohol	59	3.771	3.771	(0.571)	566722	4650.02	930.00
30	2-Butanone	43	5.380	5.380	(0.815)	149466	216.482	43.296
M 31	1,2-Dichloroethene (total)	96				807885	533.997	106.80
32	cis-1,2-dichloroethene	96	5.333	5.333	(0.808)	400043	261.174	52.235
33	2,2-Dichloropropane	77	5.321	5.321	(0.806)	283868	271.225	54.245
34	Bromochloromethane	128	5.605	5.605	(0.849)	186600	250.645	50.129
35	Chloroform	83	5.724	5.724	(0.867)	616805	251.555	50.311
36	Tetrahydrofuran	42	5.676	5.676	(0.860)	99878	223.335	44.667
37	1,1,1-Trichloroethane	97	5.913	5.901	(0.896)	507410	286.195	57.239
38	1,1-Dichloropropene	75	6.090	6.090	(0.923)	499265	268.538	53.708
39	Carbon Tetrachloride	117	6.090	6.090	(0.923)	503973	327.046	65.409(R)
40	1,2-Dichloroethane	62	6.327	6.327	(0.959)	449389	247.629	49.526
41	Benzene	78	6.303	6.303	(0.955)	1460044	250.707	50.141
42	Trichloroethene	130	6.966	6.966	(1.056)	404692	252.136	50.427
43	1,2-Dichloropropane	63	7.167	7.167	(1.086)	359965	246.725	49.345
44	1,4-Dioxane	88	Compound Not Detected.					
45	Dibromomethane	93	7.274	7.274	(1.102)	180992	243.601	48.720
46	Bromodichloromethane	83	7.439	7.439	(1.127)	384020	254.979	50.996
47	2-Chloroethyl vinyl ether	63	7.723	7.723	(1.170)	134220	200.102	40.020
48	cis-1,3-Dichloropropene	75	7.842	7.842	(1.188)	440221	237.656	47.531
49	4-Methyl-2-pentanone	43	7.995	7.996	(0.857)	267896	230.679	46.136
50	Toluene	91	8.137	8.138	(0.872)	1512712	266.319	53.264
51	trans-1,3-Dichloropropene	75	8.339	8.339	(0.894)	372391	249.462	49.892
52	Ethyl Methacrylate	69	Compound Not Detected.					
53	1,1,2-Trichloroethane	97	8.492	8.493	(0.910)	247213	243.977	48.795
54	1,3-Dichloropropane	76	8.634	8.635	(0.925)	431839	254.382	50.876
55	Tetrachloroethene	164	8.623	8.623	(0.924)	313403	261.349	52.270
56	2-Hexanone	43	8.717	8.717	(0.934)	190968	238.683	47.736
57	Dibromochloromethane	129	8.836	8.836	(0.947)	272368	257.515	51.503
58	1,2-Dibromoethane	107	8.930	8.930	(0.957)	249092	254.613	50.922
59	Chlorobenzene	112	9.356	9.356	(1.003)	1000402	256.238	51.248
60	1,1,1,2-Tetrachloroethane	131	9.427	9.427	(1.010)	333848	269.614	53.923
61	Ethylbenzene	106	9.451	9.451	(1.013)	555818	276.209	55.242
62	m + p-Xylene	106	9.557	9.557	(1.024)	1372077	563.596	112.72
M 63	Xylenes (total)	106				2032284	851.409	170.28
64	Xylene-o	106	9.889	9.889	(1.060)	660207	287.814	57.563
65	Styrene	104	9.901	9.901	(1.061)	1006371	276.001	55.200
66	Bromoform	173	10.054	10.054	(1.077)	167650	261.805	52.361
67	Isopropylbenzene	105	10.196	10.196	(1.093)	1762386	286.277	57.255
68	1,1,2,2-Tetrachloroethane	83	10.445	10.445	(0.924)	319811	248.727	49.745
69	1,4-Dichloro-2-butene	53	10.492	10.492	(0.928)	204251	511.996	102.40
70	1,2,3-Trichloropropane	110	10.480	10.480	(0.927)	102472	275.001	55.000
71	Bromobenzene	156	10.457	10.457	(0.925)	405410	262.688	52.538
72	n-Propylbenzene	120	10.551	10.551	(0.933)	514246	286.582	57.316
73	2-Chlorotoluene	126	10.622	10.622	(0.939)	422443	289.375	57.875
74	1,3,5-Trimethylbenzene	105	10.693	10.693	(0.946)	1421798	286.087	57.217

75	4-Chlorotoluene	126	10.717	10.717 (0.948)	434377	281.803	56.361
76	tert-Butylbenzene	119	10.977	10.977 (0.971)	1324524	287.824	57.565

Data File: \\cansvr11\dd\chem\MSV\a3ux14.i\R00226A.b\148217.D
Report Date: 01-Mar-2010 10:19

	Compounds	QUANT SIG MASS	RT	EXP RT	REL RT	RESPONSE	CONCENTRATIONS ON-COLUMN (ng)	FINAL (UG/KG)
77	1,2,4-Trimethylbenzene	105	11.013	11.013	(0.974)	1481592	292.060	58.412
78	sec-Butylbenzene	105	11.155	11.155	(0.986)	1877289	283.661	56.732
79	4-Isopropyltoluene	119	11.273	11.273	(0.997)	1604669	285.288	57.058
80	1,3-Dichlorobenzene	146	11.249	11.250	(0.995)	772354	263.585	52.717
81	1,4-Dichlorobenzene	146	11.320	11.321	(1.001)	771728	248.260	49.652
82	n-Butylbenzene	91	11.616	11.616	(1.027)	1395876	286.010	57.202
83	1,2-Dichlorobenzene	146	11.640	11.640	(1.029)	708261	258.166	51.633
84	1,2-Dibromo-3-chloropropane	157	12.291	12.291	(1.087)	57257	258.030	51.606
85	1,2,4-Trichlorobenzene	180	12.989	12.989	(1.149)	492708	277.528	55.506
86	Hexachlorobutadiene	225	13.131	13.131	(1.161)	297093	261.054	52.211
87	Naphthalene	128	13.178	13.178	(1.165)	1052360	257.560	51.512
88	1,2,3-Trichlorobenzene	180	13.379	13.380	(1.183)	454996	260.174	52.035
146	2-Methylnaphthalene	142	14.054	14.054	(1.243)	4042	13.2197	2.644
89	Ethyl Ether	59	2.600	2.600	(0.394)	289056	255.907	51.181
91	3-Chloropropene	76	Compound Not Detected.					
92	Isopropyl Ether	87	4.741	4.741	(0.719)	315146	263.399	52.680
93	2-Chloro-1,3-butadiene	53	Compound Not Detected.					
14	Dichlorofluoromethane	67	Compound Not Detected.					
94	Propionitrile	54	Compound Not Detected.					
95	Ethyl Acetate	43	Compound Not Detected.					
96	Methacrylonitrile	67	Compound Not Detected.					
97	Isobutanol	42	6.291	6.292	(0.953)	441682	10623.7	2124.7(A)
99	n-Butanol	56	Compound Not Detected.					
100	Methyl Methacrylate	41	Compound Not Detected.					
25	Cyclohexanone	55	10.267	10.267	(0.908)	113082	389.704	77.941(R)
101	2-Nitropropane	41	Compound Not Detected.					
98	Cyclohexane	56	5.972	5.960	(0.905)	807575	255.301	51.060
143	Methyl Acetate	43	3.392	3.393	(0.514)	263209	201.004	40.201
144	Methylcyclohexane	83	7.143	7.144	(1.082)	734243	271.484	54.297
141	1,3,5-Trichlorobenzene	180	Compound Not Detected.					
156	tert-Butyl Ethyl ether	59	Compound Not Detected.					
157	tert-Amyl Methyl ether	73	Compound Not Detected.					
158	1,2,3-Trimethylbenzene	105	11.368	11.368	(1.005)	1449198	292.379	58.476(A)

QC Flag Legend

A - Target compound detected but, quantitated amount exceeded maximum amount.
R - Spike/Surrogate failed recovery limits.

Data File: \\cansvr11\dd\chem\MSV\a3ux14.i\R00226A.b\148217.D
Report Date: 01-Mar-2010 10:19

TestAmerica North Canton

INTERNAL STANDARD COMPOUNDS
AREA AND RT SUMMARY

Instrument ID: a3ux14.i
Lab File ID: 148217.D
Lab Smp Id: CHECKDUP
Analysis Type: VOA
Quant Type: ISTD
Operator: 2807
Method File: \\cansvr11\dd\chem\MSV\a3ux14.i\R00226A.b\8260SUX14.m
Misc Info: R00226A,8260SUX14,,2807,3

Calibration Date: 26-FEB-2010
Calibration Time: 11:30
Level: LOW
Sample Type: SOIL

		AREA LIMIT			
COMPOUND	STANDARD	LOWER	UPPER	SAMPLE	%DIFF
1 Fluorobenzene	1312011	656006	2624022	1347350	2.69
2 Chlorobenzene-d5	965181	482591	1930362	961680	-0.36
3 1,4-Dichlorobenze	531218	265609	1062436	524167	-1.33

		RT LIMIT			
COMPOUND	STANDARD	LOWER	UPPER	SAMPLE	%DIFF
1 Fluorobenzene	6.60	6.10	7.10	6.60	-0.00
2 Chlorobenzene-d5	9.33	8.83	9.83	9.33	-0.00
3 1,4-Dichlorobenze	11.31	10.81	11.81	11.31	-0.00

AREA UPPER LIMIT = +100% of internal standard area.
AREA LOWER LIMIT = - 50% of internal standard area.
RT UPPER LIMIT = + 0.50 minutes of internal standard RT.
RT LOWER LIMIT = - 0.50 minutes of internal standard RT.

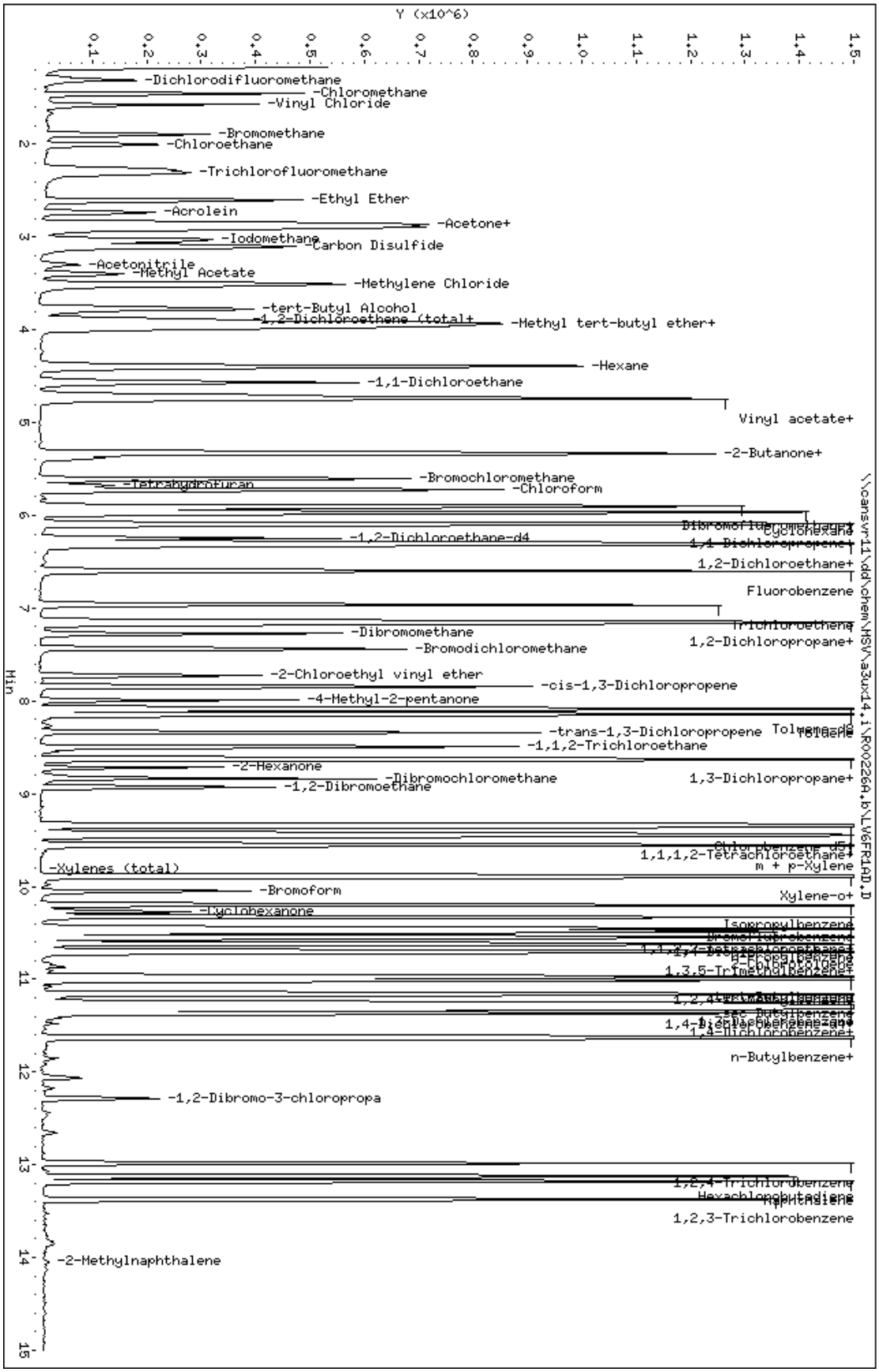
Y (x10^6)
0.1
0.2
0.3
0.4
0.5
0.6
0.7
0.8
0.9
1.0
1.1
1.2
1.3
1.4
1.5
Min
2
3
4
5
6
7
8
9
10
11
12
13
14
15
-Dichlorodifluoromethane
-Chloromethane
-Vinyl Chloride
-Bromomethane
-Chloroethane
-Trichlorofluoromethane
-Ethyl Ether
-Acrolein
-Acetone+
-Iodomethane
-Carbon Disulfide
-Acetonitrile
-Methyl Acetate
-Methylene Chloride
-tert-Butyl Alcohol
-1,2-Dichloroethene (total+
-Methyl tert-butyl ether+
-Hexane
-1,1-Dichloroethane
Vinyl acetate+
-2-Butanone+
-Bromochloromethane
-Tetrahydrofuran
-Chloroform
-1,2-Dichloroethane-d4
Cyclohexane
1,2-Dichloroethane+
Fluorobenzene
Trichloroethene
-Dibromomethane
-Bromodichloromethane
1,2-Dichloropropane+
-2-Chloroethyl vinyl ether
-cis-1,3-Dichloropropene
-4-Methyl-2-pentanone
-trans-1,3-Dichloropropene
Toluene-d8
Toluene
-1,1,2-Trichloroethane
-2-Hexanone
-Dibromochloromethane
1,3-Dichloropropane+
-1,2-Dibromoethane
Chlorobenzene-d5
1,1,1,2-Tetrachloroethane+
-Xylenes (total)
m + p-Xylene
-Bromoform
Xylene-o+
-Cyclohexanone
Isopropylbenzene
Bromofluorobenzene
1,3,5-Trimethylbenzene+
1,2,4-Trimethylbenzene
1,4-Dichlorobenzene-d4
1,4-Dichlorobenzene+
n-Butylbenzene+
-1,2-Dibromo-3-chloropropa
1,2,4-Trichlorobenzene
Hexachlorobutadiene
Naphthalene
1,2,3-Trichlorobenzene
-2-Methylnaphthalene
\\cansvr11\dd\chem\MSV\a3ux14,i\R00226A.b\LV6FR1AD,D
Data File: \\cansvr11\dd\chem\MSV\a3ux14,i\R00226A.b\LV6FR1AD,D
Date : 26-FEB-2010 12:57
Client ID:
Sample Info: CHECKDUP
Purge Volume: 5.0
Column phase: DB624
Instrument: a3ux14,i
Operator: 2807
Column diameter: 0.18

METHOD BLANK REPORT

GC/MS Volatiles

Client Lot #...: A0B180429 **Work Order #...:** LV4QN1AA **Matrix.....:** SOLID
MB Lot-Sample #: A0B260000-113

Prep Date.....: 02/25/10 **Final Wgt/Vol..:** 5 mL
Analysis Date..: 02/25/10 **Prep Batch #...:** 0057113
Dilution Factor: 1 **Initial Wgt/Vol:** 5 g

PARAMETER	RESULT	REPORTING LIMIT	UNITS	METHOD
Bromoform	ND	5.0	ug/kg	SW846 8260B
Bromomethane	ND	5.0	ug/kg	SW846 8260B
2-Butanone	**3.8 J**	**20**	**ug/kg**	**SW846 8260B**
Carbon disulfide	ND	5.0	ug/kg	SW846 8260B
Carbon tetrachloride	ND	5.0	ug/kg	SW846 8260B
Chlorobenzene	ND	5.0	ug/kg	SW846 8260B
Dibromochloromethane	ND	5.0	ug/kg	SW846 8260B
Chloroethane	ND	5.0	ug/kg	SW846 8260B
Chloroform	ND	5.0	ug/kg	SW846 8260B
Chloromethane	ND	5.0	ug/kg	SW846 8260B
1,2-Dibromoethane	ND	5.0	ug/kg	SW846 8260B
1,1-Dichloroethane	ND	5.0	ug/kg	SW846 8260B
1,2-Dichloroethane	ND	5.0	ug/kg	SW846 8260B
1,1-Dichloroethene	ND	5.0	ug/kg	SW846 8260B
1,2-Dichloroethene (total)	ND	5.0	ug/kg	SW846 8260B
1,2-Dichloropropane	ND	5.0	ug/kg	SW846 8260B
cis-1,3-Dichloropropene	ND	5.0	ug/kg	SW846 8260B
trans-1,3-Dichloropropene	ND	5.0	ug/kg	SW846 8260B
Ethylbenzene	ND	5.0	ug/kg	SW846 8260B
2-Hexanone	**1.6 J**	**20**	**ug/kg**	**SW846 8260B**
Methylene chloride	ND	5.0	ug/kg	SW846 8260B
4-Methyl-2-pentanone	ND	20	ug/kg	SW846 8260B
Styrene	ND	5.0	ug/kg	SW846 8260B
1,1,2,2-Tetrachloroethane	ND	5.0	ug/kg	SW846 8260B
Tetrachloroethene	ND	5.0	ug/kg	SW846 8260B
Toluene	**0.39 J**	**5.0**	**ug/kg**	**SW846 8260B**
1,1,1-Trichloroethane	ND	5.0	ug/kg	SW846 8260B
1,1,2-Trichloroethane	ND	5.0	ug/kg	SW846 8260B
Trichloroethene	ND	5.0	ug/kg	SW846 8260B
Vinyl chloride	ND	5.0	ug/kg	SW846 8260B
Xylenes (total)	ND	10	ug/kg	SW846 8260B
Acetone	**15 J**	**20**	**ug/kg**	**SW846 8260B**
Benzene	ND	5.0	ug/kg	SW846 8260B
Bromochloromethane	ND	5.0	ug/kg	SW846 8260B
Bromodichloromethane	ND	5.0	ug/kg	SW846 8260B

SURROGATE	PERCENT RECOVERY	RECOVERY LIMITS
1,2-Dichloroethane-d4	97	(61 - 130)
Toluene-d8	99	(85 - 115)

(Continued on next page)

METHOD BLANK REPORT

GC/MS Volatiles

Client Lot #...: A0B180429 **Work Order #...:** LV4QN1AA **Matrix.....:** SOLID

PARAMETER	RESULT	REPORTING LIMIT	UNITS	METHOD
4-Bromofluorobenzene	101	(85 - 120)		
Dibromofluoromethane	96	(59 - 138)		

NOTE(S):

Calculations are performed before rounding to avoid round-off errors in calculated results.

J Estimated: The analyte was positively identified; the quanitation is estimated.

Data File: \\cansvr11\dd\chem\MSV\a3ux14.i\R00225A.b\148188.D
Report Date: 25-Feb-2010 14:28

TestAmerica North Canton

VOLATILE REPORT SW-846 Method 8260A/8260B

Data file : \\cansvr11\dd\chem\MSV\a3ux14.i\R00225A.b\148188.D
Lab Smp Id: VBLK
Inj Date : 25-FEB-2010 14:09
Operator : 2807 Inst ID: a3ux14.i
Smp Info : VBLK,5G/5ML
Misc Info : R00225A,8260SUX14,,2807,3,,BLANK,,0
Comment :
Method : \\cansvr11\dd\chem\MSV\a3ux14.i\R00225A.b\8260SUX14.m
Meth Date : 25-Feb-2010 12:55 macenczaks Quant Type: ISTD
Cal Date : 14-JAN-2010 15:16 Cal File: 147364.D
Als bottle: 8 QC Sample: BLANK
Dil Factor: 1.00000
Integrator: HP RTE Compound Sublist: 4-8260+IX.sub
Target Version: 4.14
Processing Host: CANSVR11

Concentration Formula: Amt * DF * 1/Vo * CpndVariable

Name	Value	Description
DF	1.000	Dilution Factor
Vo	5.000	Sample Volume
Va	100.000	Injection Volume
Cpnd Variable		Local Compound Variable

Compounds	QUANT SIG MASS	RT	EXP RT	REL RT	RESPONSE	CONCENTRATIONS ON-COLUMN (ng)	FINAL (UG/KG)
* 1 Fluorobenzene	96	6.599	6.599	(1.000)	1335921	250.000	
* 2 Chlorobenzene-d5	117	9.333	9.332	(1.000)	967326	250.000	
* 3 1,4-Dichlorobenzene-d4	152	11.309	11.308	(1.000)	514501	250.000	
$ 4 Dibromofluoromethane	113	5.901	5.901	(0.894)	354277	240.711	48.142
$ 5 1,2-Dichloroethane-d4	65	6.244	6.244	(0.946)	364921	241.833	48.366
$ 6 Toluene-d8	98	8.090	8.090	(0.867)	1294636	246.878	49.376
$ 7 Bromofluorobenzene	95	10.327	10.326	(0.913)	481655	252.476	50.495
8 Dichlorodifluoromethane	85	Compound Not Detected.					
9 Chloromethane	50	Compound Not Detected.					
10 Vinyl Chloride	62	Compound Not Detected.					
11 Bromomethane	94	Compound Not Detected.					
12 Chloroethane	64	Compound Not Detected.					
13 Trichlorofluoromethane	101	Compound Not Detected.					
15 Acrolein	56	Compound Not Detected.					
16 Acetone	43	2.943	2.931	(0.446)	55258	73.4270	14.685
17 1,1-Dichloroethene	96	Compound Not Detected.					
18 Freon-113	151	Compound Not Detected.					
19 Iodomethane	142	Compound Not Detected.					
20 Carbon Disulfide	76	Compound Not Detected.					
21 Methylene Chloride	84	Compound Not Detected.					

22 Acetonitrile	41	3.310	3.298 (0.502)	5754	32.4691	6.494
23 Acrylonitrile	53	Compound Not Detected.				

Data File: \\cansvr11\dd\chem\MSV\a3ux14.i\R00225A.b\148188.D
Report Date: 25-Feb-2010 14:28

	Compounds	QUANT SIG MASS	RT	EXP RT	REL RT	RESPONSE	CONCENTRATIONS ON-COLUMN (ng)	FINAL (UG/KG)
	24 Methyl tert-butyl ether	73	Compound Not Detected.					
	25 trans-1,2-Dichloroethene	96	Compound Not Detected.					
	26 Hexane	86	Compound Not Detected.					
	27 Vinyl acetate	43	Compound Not Detected.					
	154 Vinyl Acetate**2nd**	86	Compound Not Detected.					
	28 1,1-Dichloroethane	63	Compound Not Detected.					
	29 tert-Butyl Alcohol	59	Compound Not Detected.					
	30 2-Butanone	43	5.392	5.380	(0.817)	12929	18.8862	3.777
M	31 1,2-Dichloroethene (total)	96	Compound Not Detected.					
	32 cis-1,2-dichloroethene	96	Compound Not Detected.					
	33 2,2-Dichloropropane	77	Compound Not Detected.					
	34 Bromochloromethane	128	Compound Not Detected.					
	35 Chloroform	83	Compound Not Detected.					
	36 Tetrahydrofuran	42	Compound Not Detected.					
	37 1,1,1-Trichloroethane	97	Compound Not Detected.					
	38 1,1-Dichloropropene	75	Compound Not Detected.					
	39 Carbon Tetrachloride	117	Compound Not Detected.					
	40 1,2-Dichloroethane	62	Compound Not Detected.					
	41 Benzene	78	Compound Not Detected.					
	42 Trichloroethene	130	Compound Not Detected.					
	43 1,2-Dichloropropane	63	Compound Not Detected.					
	44 1,4-Dioxane	88	Compound Not Detected.					
	45 Dibromomethane	93	Compound Not Detected.					
	46 Bromodichloromethane	83	Compound Not Detected.					
	47 2-Chloroethyl vinyl ether	63	Compound Not Detected.					
	48 cis-1,3-Dichloropropene	75	Compound Not Detected.					
	49 4-Methyl-2-pentanone	43	7.995	7.995	(0.857)	2383	2.03997	0.4080
	50 Toluene	91	8.149	8.149	(0.873)	11257	1.97027	0.3940
	51 trans-1,3-Dichloropropene	75	Compound Not Detected.					
	52 Ethyl Methacrylate	69	Compound Not Detected.					
	53 1,1,2-Trichloroethane	97	Compound Not Detected.					
	54 1,3-Dichloropropane	76	Compound Not Detected.					
	55 Tetrachloroethene	164	Compound Not Detected.					
	56 2-Hexanone	43	8.717	8.717	(0.934)	6436	7.99713	1.599
	57 Dibromochloromethane	129	Compound Not Detected.					
	58 1,2-Dibromoethane	107	Compound Not Detected.					
	59 Chlorobenzene	112	Compound Not Detected.					
	60 1,1,1,2-Tetrachloroethane	131	Compound Not Detected.					
	61 Ethylbenzene	106	Compound Not Detected.					
	62 m + p-Xylene	106	Compound Not Detected.					
M	63 Xylenes (total)	106	Compound Not Detected.					
	64 Xylene-o	106	Compound Not Detected.					
	65 Styrene	104	Compound Not Detected.					
	66 Bromoform	173	Compound Not Detected.					
	67 Isopropylbenzene	105	Compound Not Detected.					
	68 1,1,2,2-Tetrachloroethane	83	Compound Not Detected.					
	69 1,4-Dichloro-2-butene	53	Compound Not Detected.					
	70 1,2,3-Trichloropropane	110	Compound Not Detected.					
	71 Bromobenzene	156	Compound Not Detected.					
	72 n-Propylbenzene	120	Compound Not Detected.					
	73 2-Chlorotoluene	126	Compound Not Detected.					
	74 1,3,5-Trimethylbenzene	105	Compound Not Detected.					

75	4-Chlorotoluene	126	Compound Not Detected.
76	tert-Butylbenzene	119	Compound Not Detected.

Data File: \\cansvr11\dd\chem\MSV\a3ux14.i\R00225A.b\148188.D
Report Date: 25-Feb-2010 14:28

	Compounds	QUANT SIG MASS	RT	EXP RT	REL RT	RESPONSE	CONCENTRATIONS ON-COLUMN (ng)	FINAL (UG/KG)
77	1,2,4-Trimethylbenzene	105	Compound Not Detected.					
78	sec-Butylbenzene	105	Compound Not Detected.					
79	4-Isopropyltoluene	119	Compound Not Detected.					
80	1,3-Dichlorobenzene	146	11.249	11.249	(0.995)	2076	0.72180	0.1444
81	1,4-Dichlorobenzene	146	11.320	11.320	(1.001)	2898	0.94978	0.1900
82	n-Butylbenzene	91	Compound Not Detected.					
83	1,2-Dichlorobenzene	146	Compound Not Detected.					
84	1,2-Dibromo-3-chloropropane	157	Compound Not Detected.					
85	1,2,4-Trichlorobenzene	180	12.989	12.989	(1.149)	2133	1.22403	0.2448
86	Hexachlorobutadiene	225	Compound Not Detected.					
87	Naphthalene	128	13.178	13.178	(1.165)	5741	1.43148	0.2863
88	1,2,3-Trichlorobenzene	180	13.379	13.379	(1.183)	1562	0.90996	0.1820
146	2-Methylnaphthalene	142	14.042	14.054	(1.242)	1582	12.2857	2.457
89	Ethyl Ether	59	Compound Not Detected.					
91	3-Chloropropene	76	Compound Not Detected.					
92	Isopropyl Ether	87	Compound Not Detected.					
93	2-Chloro-1,3-butadiene	53	Compound Not Detected.					
14	Dichlorofluoromethane	67	Compound Not Detected.					
94	Propionitrile	54	Compound Not Detected.					
95	Ethyl Acetate	43	Compound Not Detected.					
96	Methacrylonitrile	67	Compound Not Detected.					
97	Isobutanol	42	Compound Not Detected.					
99	n-Butanol	56	Compound Not Detected.					
100	Methyl Methacrylate	41	Compound Not Detected.					
25	Cyclohexanone	55	Compound Not Detected.					
101	2-Nitropropane	41	Compound Not Detected.					
98	Cyclohexane	56	5.972	5.972	(0.905)	4023	1.28268	0.2565
143	Methyl Acetate	43	Compound Not Detected.					
144	Methylcyclohexane	83	Compound Not Detected.					
141	1,3,5-Trichlorobenzene	180	Compound Not Detected.					
156	tert-Butyl Ethyl ether	59	Compound Not Detected.					
157	tert-Amyl Methyl ether	73	Compound Not Detected.					
158	1,2,3-Trimethylbenzene	105	11.368	11.368	(1.005)	6898	1.41783	0.2836(aA)

QC Flag Legend

a - Target compound detected but, quantitated amount
Below Limit Of Quantitation(BLOQ).
A - Target compound detected but, quantitated amount
exceeded maximum amount.

Data File: \\cansvr11\dd\chem\MSV\a3ux14.i\R00225A.b\148188.D
Report Date: 25-Feb-2010 14:28

TestAmerica North Canton

INTERNAL STANDARD COMPOUNDS
AREA AND RT SUMMARY

Instrument ID: a3ux14.i
Lab File ID: 148188.D
Lab Smp Id: VBLK
Analysis Type: VOA
Quant Type: ISTD
Operator: 2807
Method File: \\cansvr11\dd\chem\MSV\a3ux14.i\R00225A.b\8260SUX14.m
Misc Info: R00225A,8260SUX14,,2807,3,,BLANK,,0

Calibration Date: 25-FEB-2010
Calibration Time: 11:54
Level: LOW
Sample Type: SOIL

		AREA LIMIT			
COMPOUND	STANDARD	LOWER	UPPER	SAMPLE	%DIFF
1 Fluorobenzene	1478249	739125	2956498	1335921	-9.63
2 Chlorobenzene-d5	1013027	506514	2026054	967326	-4.51
3 1,4-Dichlorobenze	566289	283145	1132578	514501	-9.15

		RT LIMIT			
COMPOUND	STANDARD	LOWER	UPPER	SAMPLE	%DIFF
1 Fluorobenzene	6.60	6.10	7.10	6.60	0.00
2 Chlorobenzene-d5	9.33	8.83	9.83	9.33	0.00
3 1,4-Dichlorobenze	11.31	10.81	11.81	11.31	0.00

AREA UPPER LIMIT = +100% of internal standard area.
AREA LOWER LIMIT = - 50% of internal standard area.
RT UPPER LIMIT = + 0.50 minutes of internal standard RT.
RT LOWER LIMIT = - 0.50 minutes of internal standard RT.

Data File: \\cansvr11\dd\chem\MSV\a3ux14.i\R00225A.b\LV4QN1AA.D
Date : 25-FEB-2010 14:09
Client ID:
Instrument: a3ux14.i
Sample Info: VBLK,5G/5ML
Purge Volume: 5.0
Operator: 2807
Column phase: DB624
Column diameter: 0.18

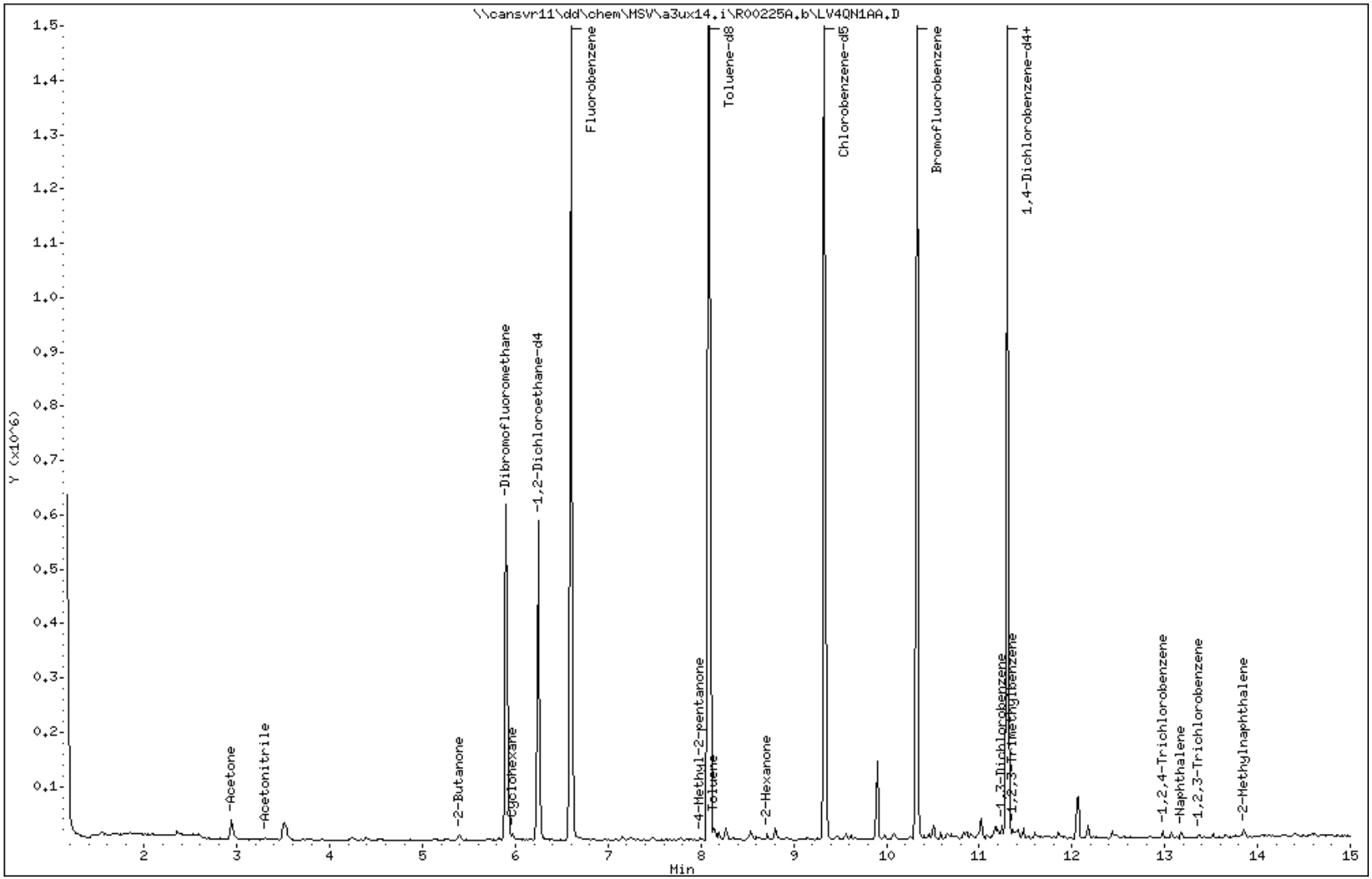

Data File: \\cansvr11\dd\chem\MSV\a3ux14.i\R00225A.b\LV4QN1AA.D

Date : 25-FEB-2010 14:09

Client ID: Instrument: a3ux14.i

Sample Info: VBLK,5G/5ML

Purge Volume: 5.0 Operator: 2807

Column phase: DB624 Column diameter: 0.18

16 Acetone Concentration: 14.685 UG/KG

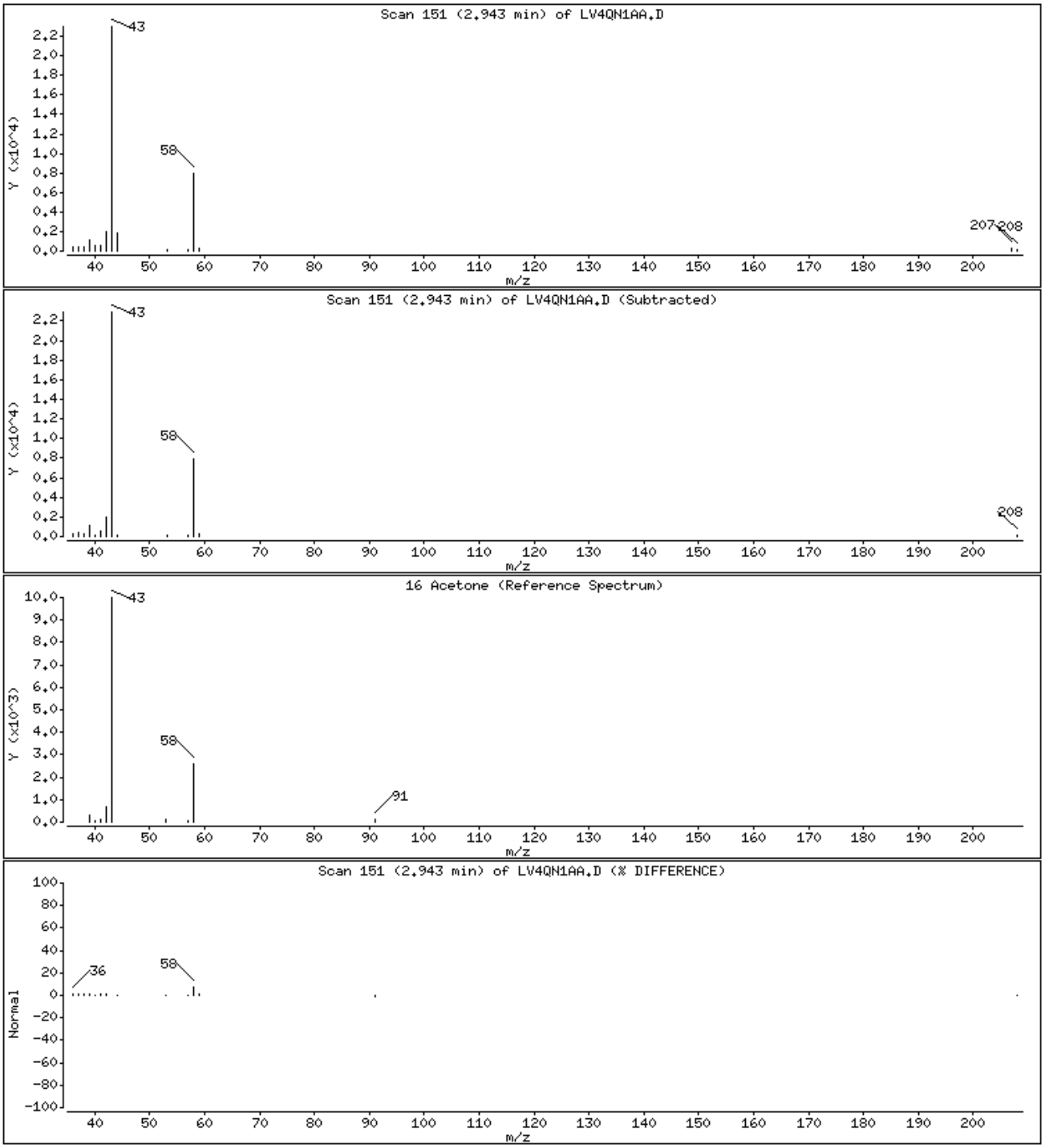

Data File: \\cansvr11\dd\chem\MSV\a3ux14.i\R00225A.b\LV4QN1AA.D

Date : 25-FEB-2010 14:09

Client ID: Instrument: a3ux14.i

Sample Info: VBLK,5G/5ML

Purge Volume: 5.0 Operator: 2807

Column phase: DB624 Column diameter: 0.18

22 Acetonitrile Concentration: 6.494 UG/KG

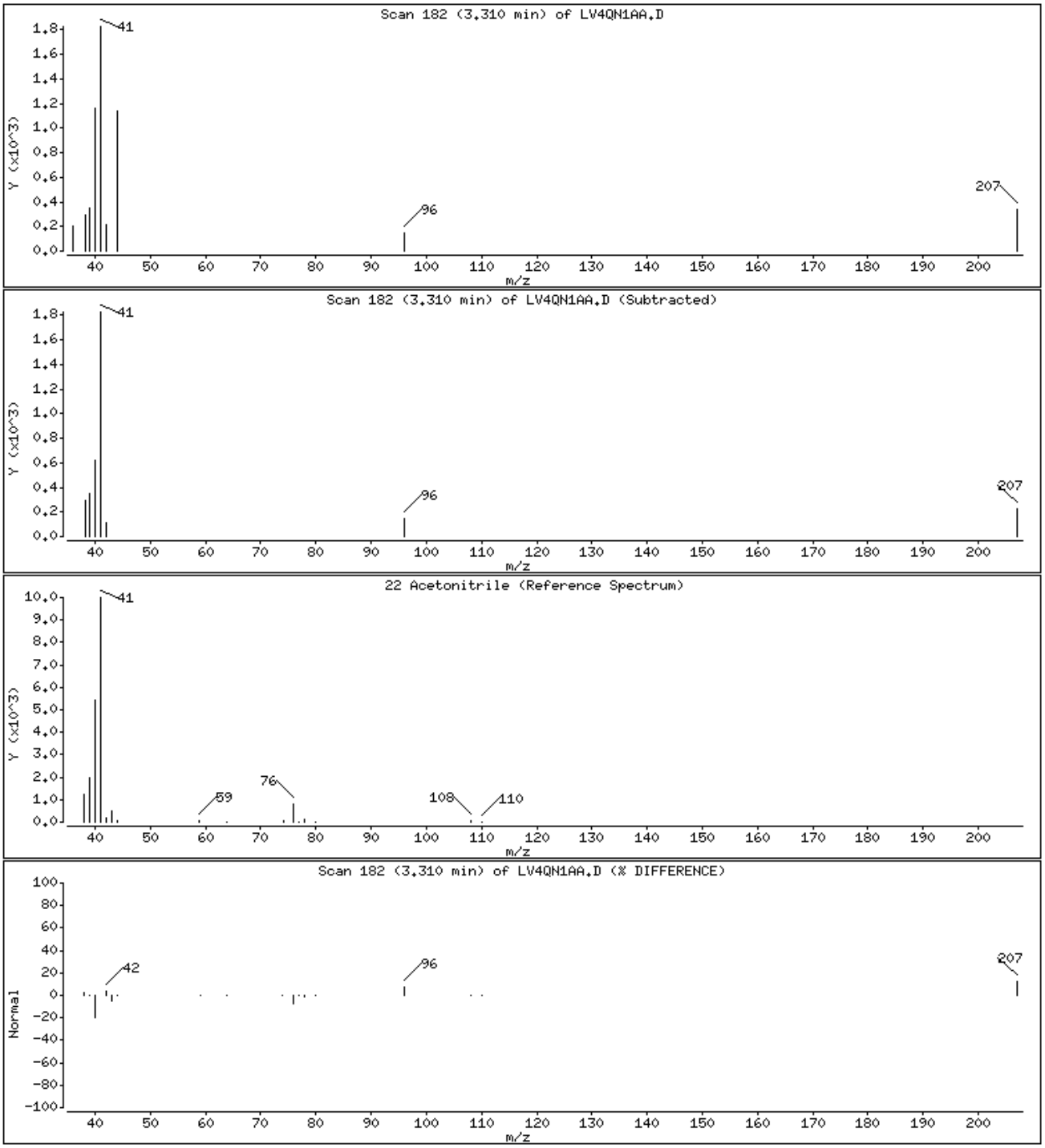

Data File: \\cansvr11\dd\chem\MSV\a3ux14.i\R00225A.b\LV4QN1AA.D

Date : 25-FEB-2010 14:09

Client ID:

Instrument: a3ux14.i

Sample Info: VBLK,5G/5ML

Purge Volume: 5.0

Operator: 2807

Column phase: DB624

Column diameter: 0.18

30 2-Butanone

Concentration: 3.777 UG/KG

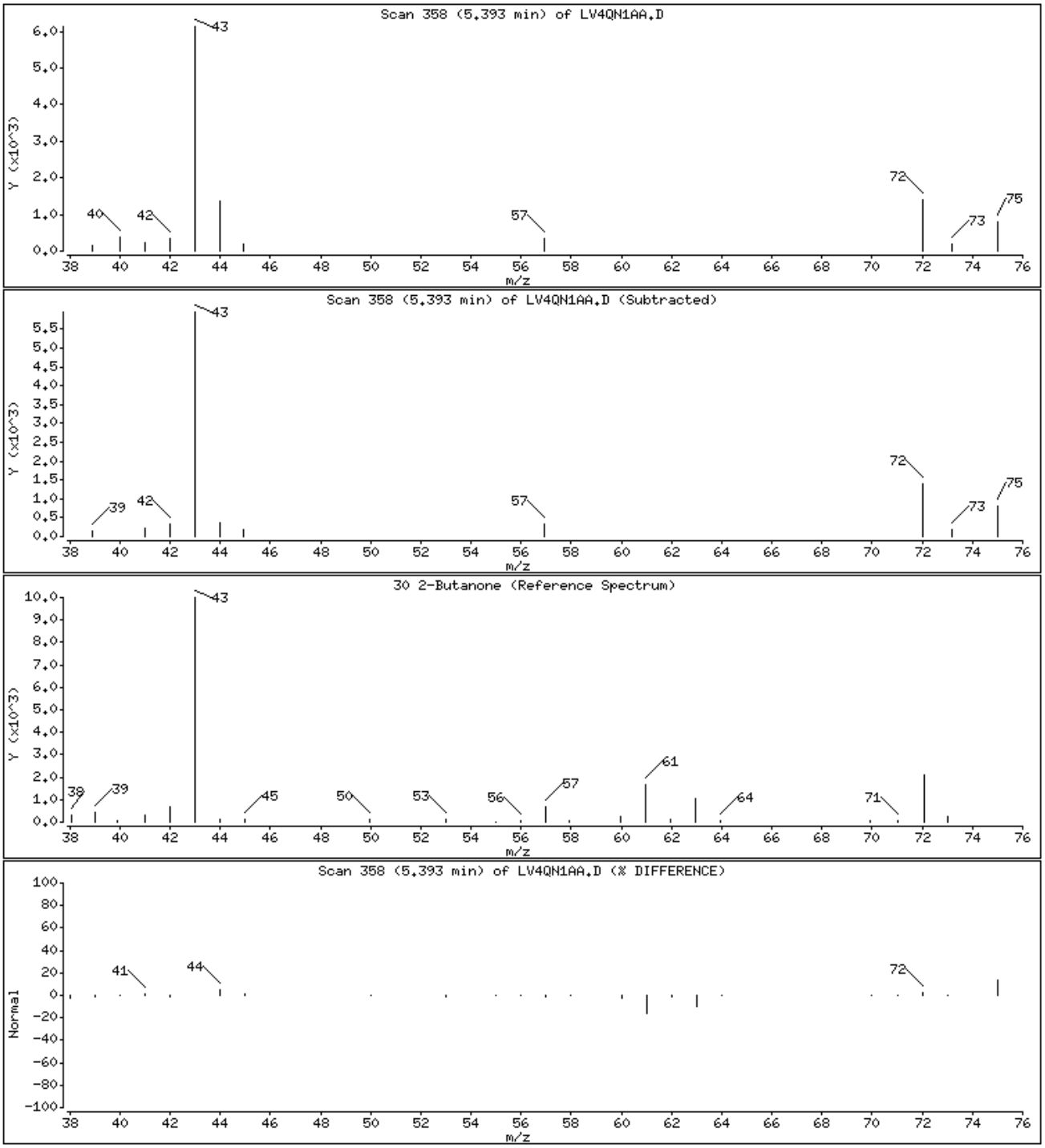

Data File: \\cansvr11\dd\chem\MSV\a3ux14.i\R00225A.b\LV4QN1AA.D

Date : 25-FEB-2010 14:09

Client ID: Instrument: a3ux14.i

Sample Info: VBLK,5G/5ML

Purge Volume: 5.0 Operator: 2807

Column phase: DB624 Column diameter: 0.18

49 4-Methyl-2-pentanone Concentration: 0.4080 UG/KG

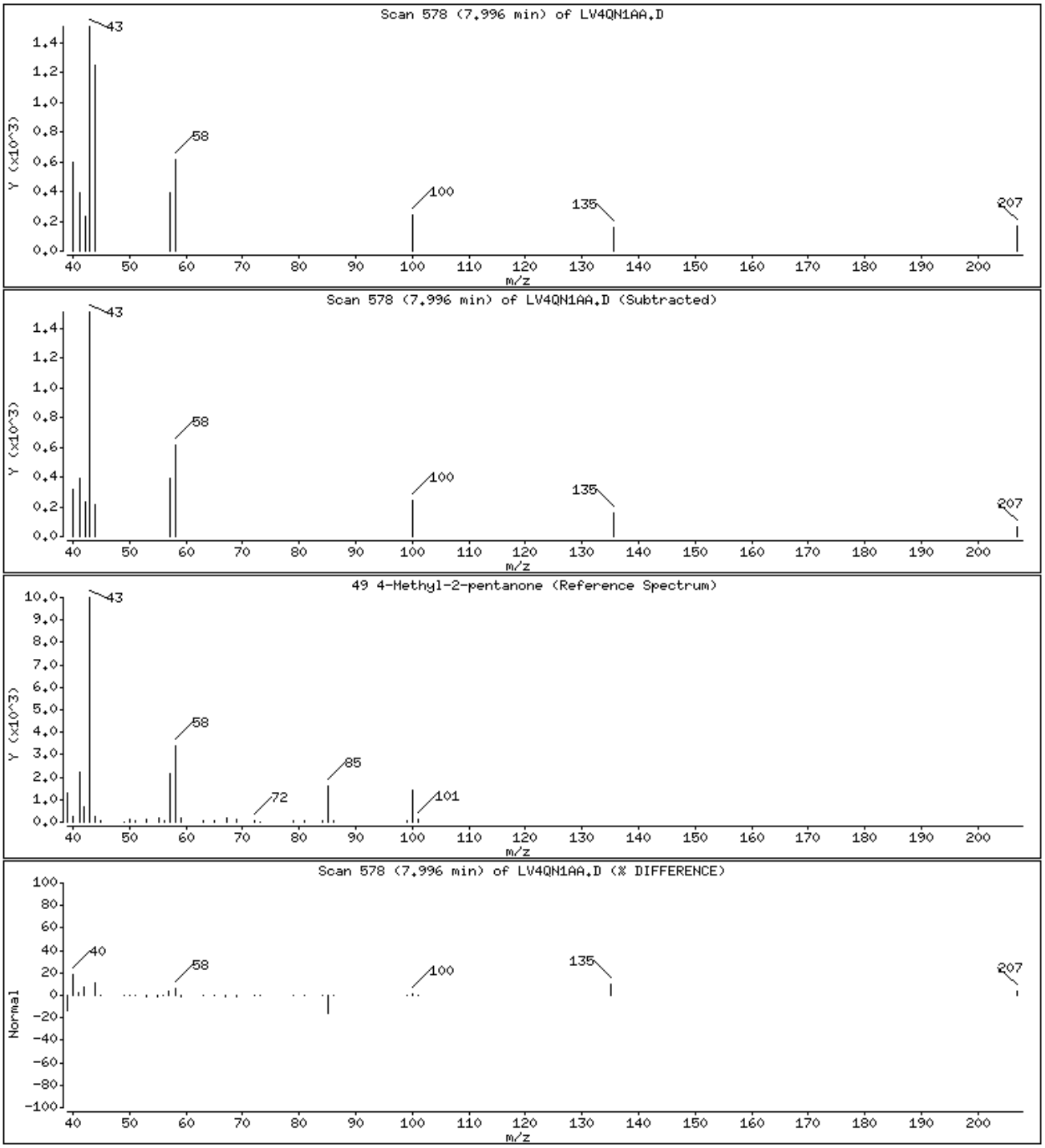

Data File: \\cansvr11\dd\chem\MSV\a3ux14.i\R00225A.b\LV4QN1AA.D

Date : 25-FEB-2010 14:09

Client ID: Instrument: a3ux14.i

Sample Info: VBLK,5G/5ML

Purge Volume: 5.0 Operator: 2807

Column phase: DB624 Column diameter: 0.18

50 Toluene Concentration: 0.3940 UG/KG

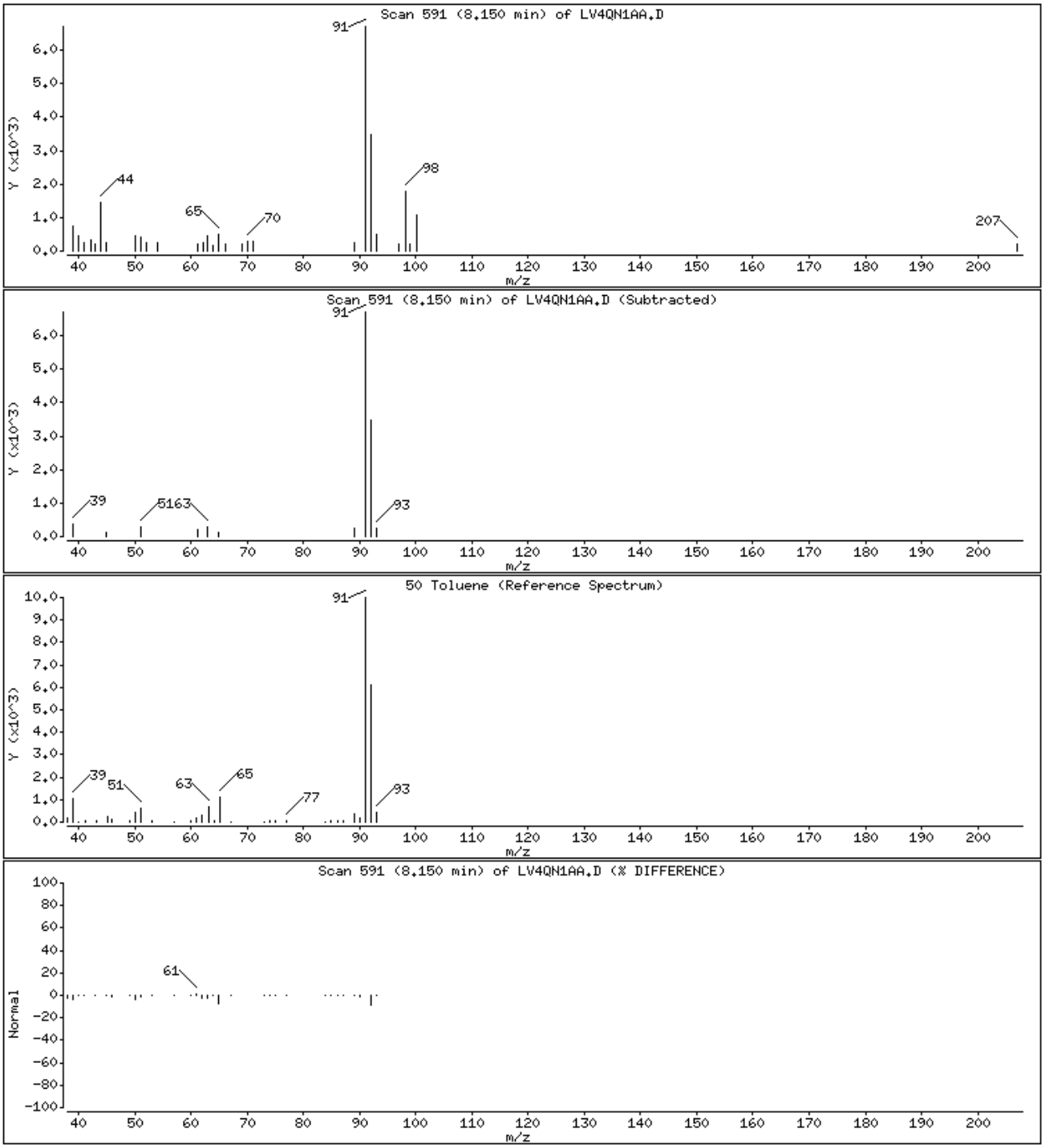

Data File: \\cansvr11\dd\chem\MSV\a3ux14.i\R00225A.b\LV4QN1AA.D

Date : 25-FEB-2010 14:09

Client ID: Instrument: a3ux14.i

Sample Info: VBLK,5G/5ML

Purge Volume: 5.0 Operator: 2807

Column phase: DB624 Column diameter: 0.18

56 2-Hexanone Concentration: 1.599 UG/KG

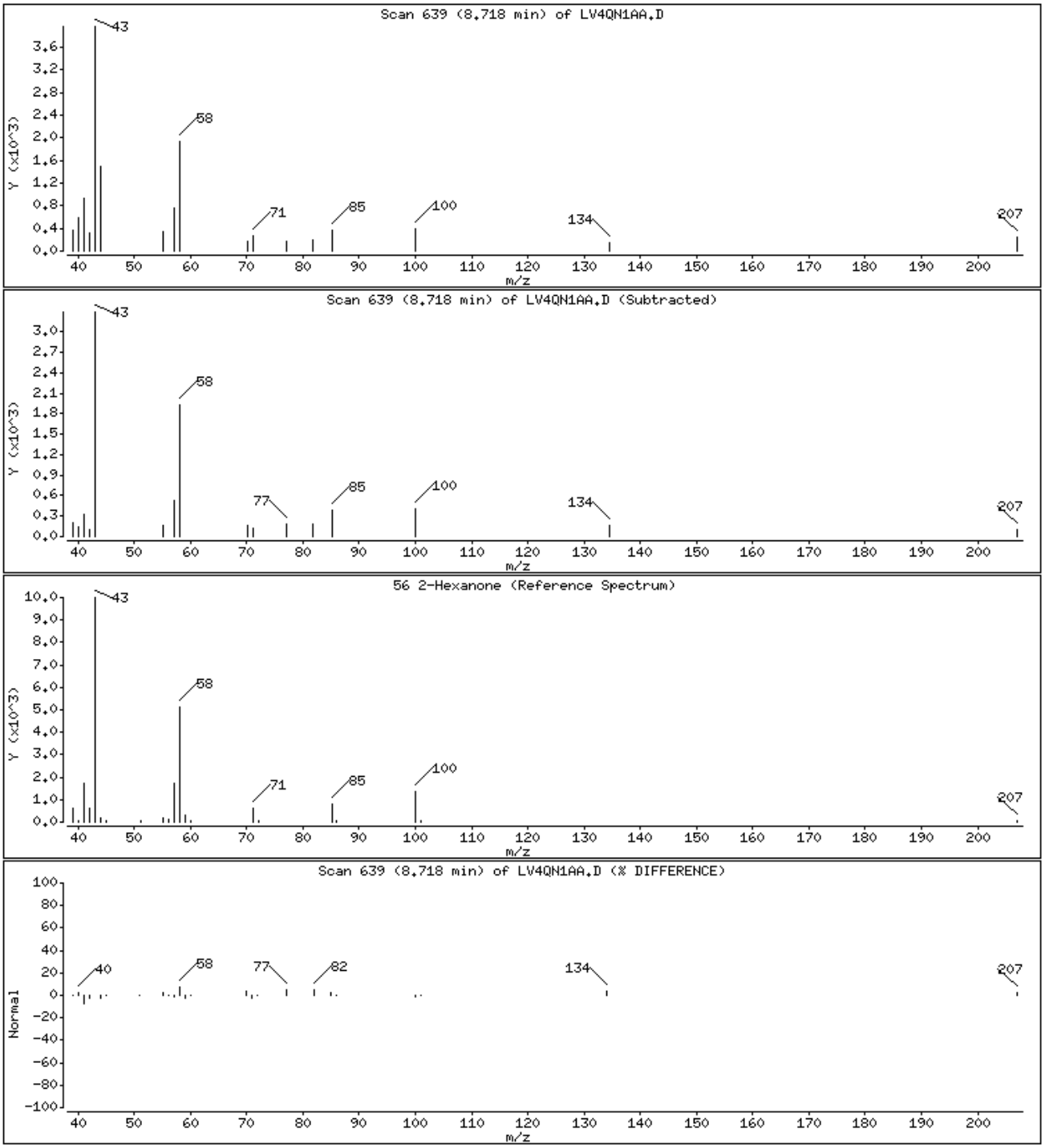

Data File: \\cansvr11\dd\chem\MSV\a3ux14.i\R00225A.b\LV4QN1AA.D

Date : 25-FEB-2010 14:09

Client ID: Instrument: a3ux14.i

Sample Info: VBLK,5G/5ML

Purge Volume: 5.0 Operator: 2807

Column phase: DB624 Column diameter: 0.18

80 1,3-Dichlorobenzene Concentration: 0.1444 UG/KG

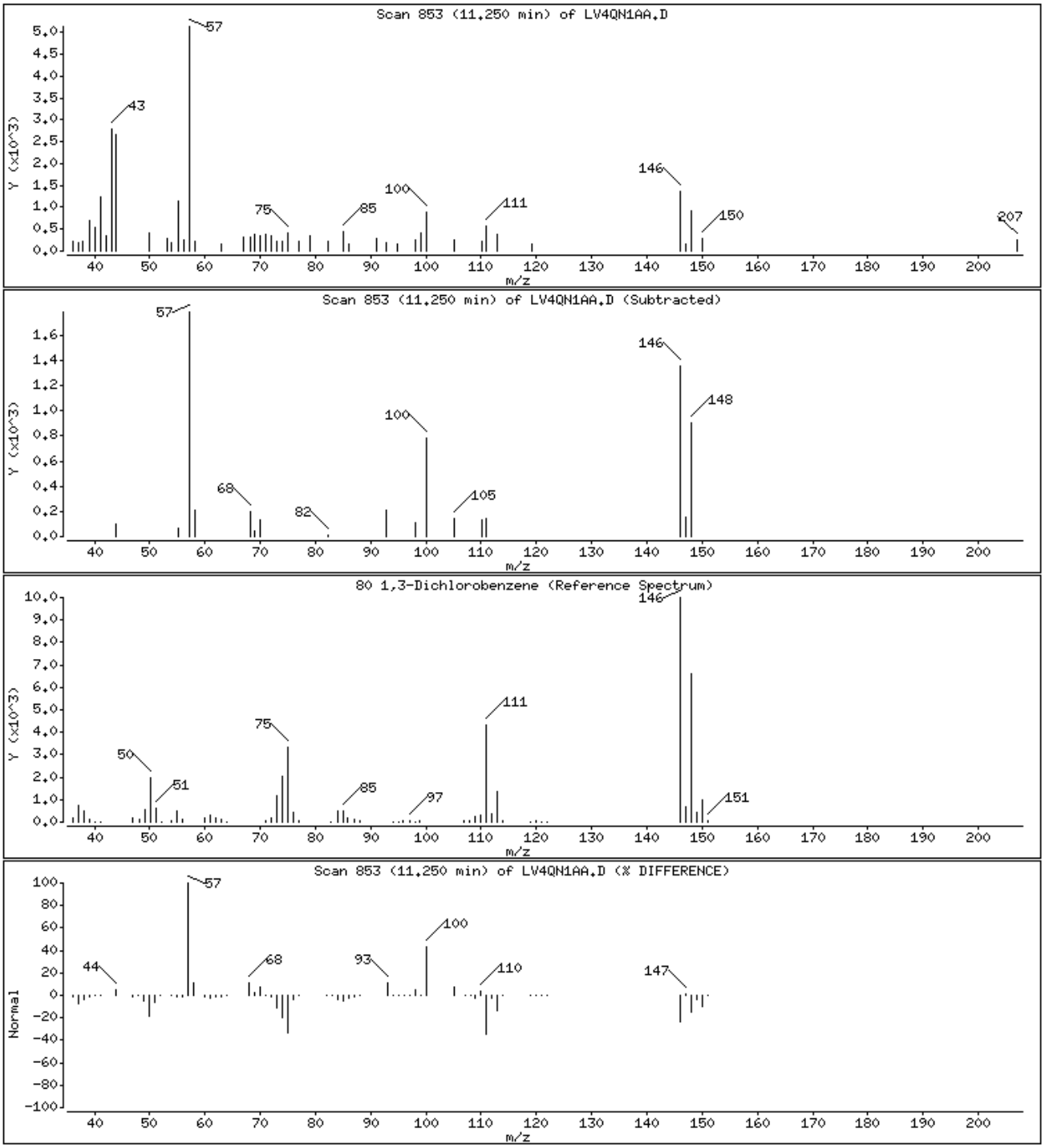

Data File: \\cansvr11\dd\chem\MSV\a3ux14.i\R00225A.b\LV4QN1AA.D

Date : 25-FEB-2010 14:09

Client ID: Instrument: a3ux14.i

Sample Info: VBLK,5G/5ML

Purge Volume: 5.0 Operator: 2807

Column phase: DB624 Column diameter: 0.18

81 1,4-Dichlorobenzene Concentration: 0.1900 UG/KG

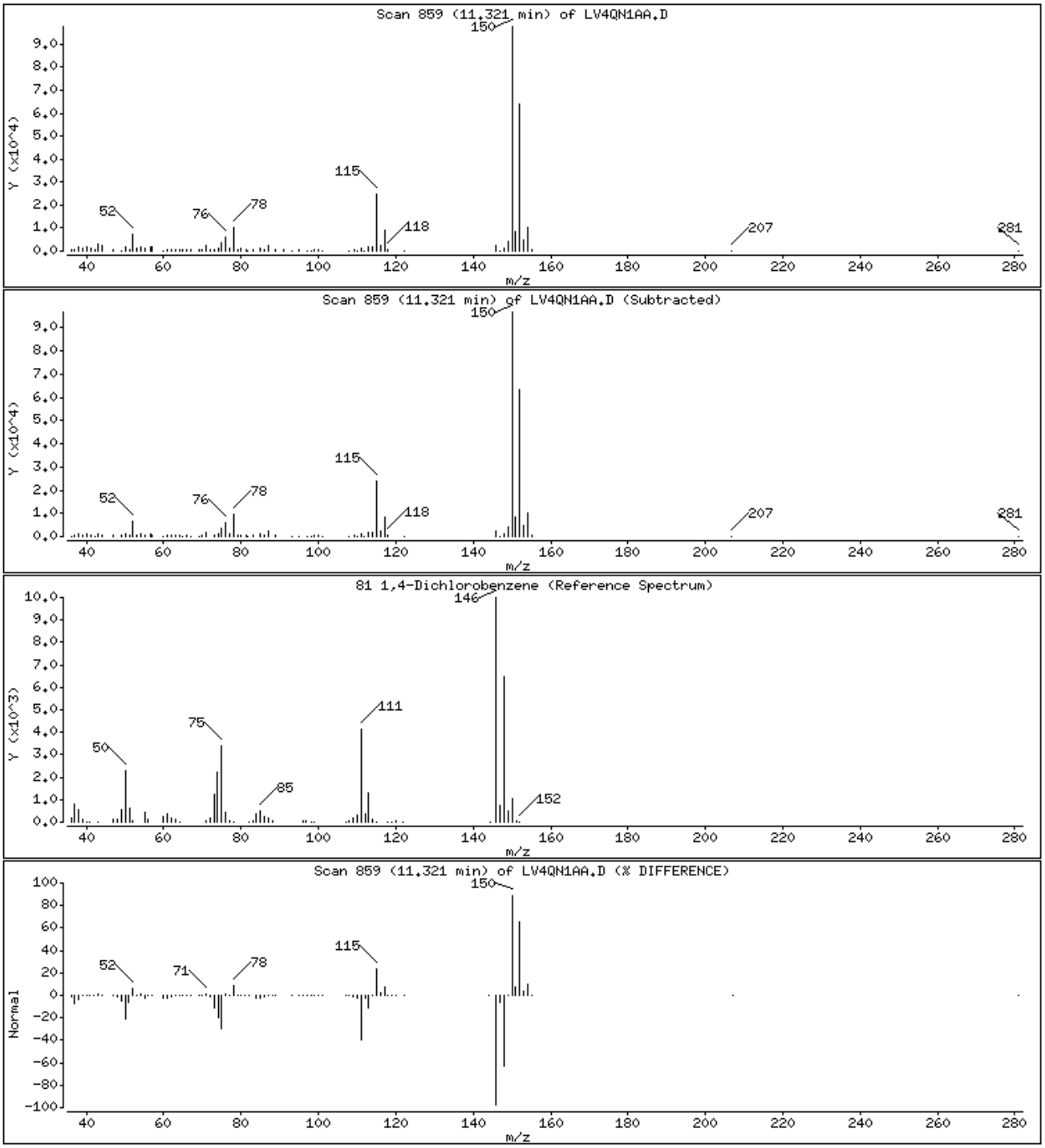

Data File: \\cansvr11\dd\chem\MSV\a3ux14.i\R00225A.b\LV4QN1AA.D

Date : 25-FEB-2010 14:09

Client ID:

Instrument: a3ux14.i

Sample Info: VBLK,5G/5ML

Purge Volume: 5.0

Operator: 2807

Column phase: DB624

Column diameter: 0.18

85 1,2,4-Trichlorobenzene

Concentration: 0.2448 UG/KG

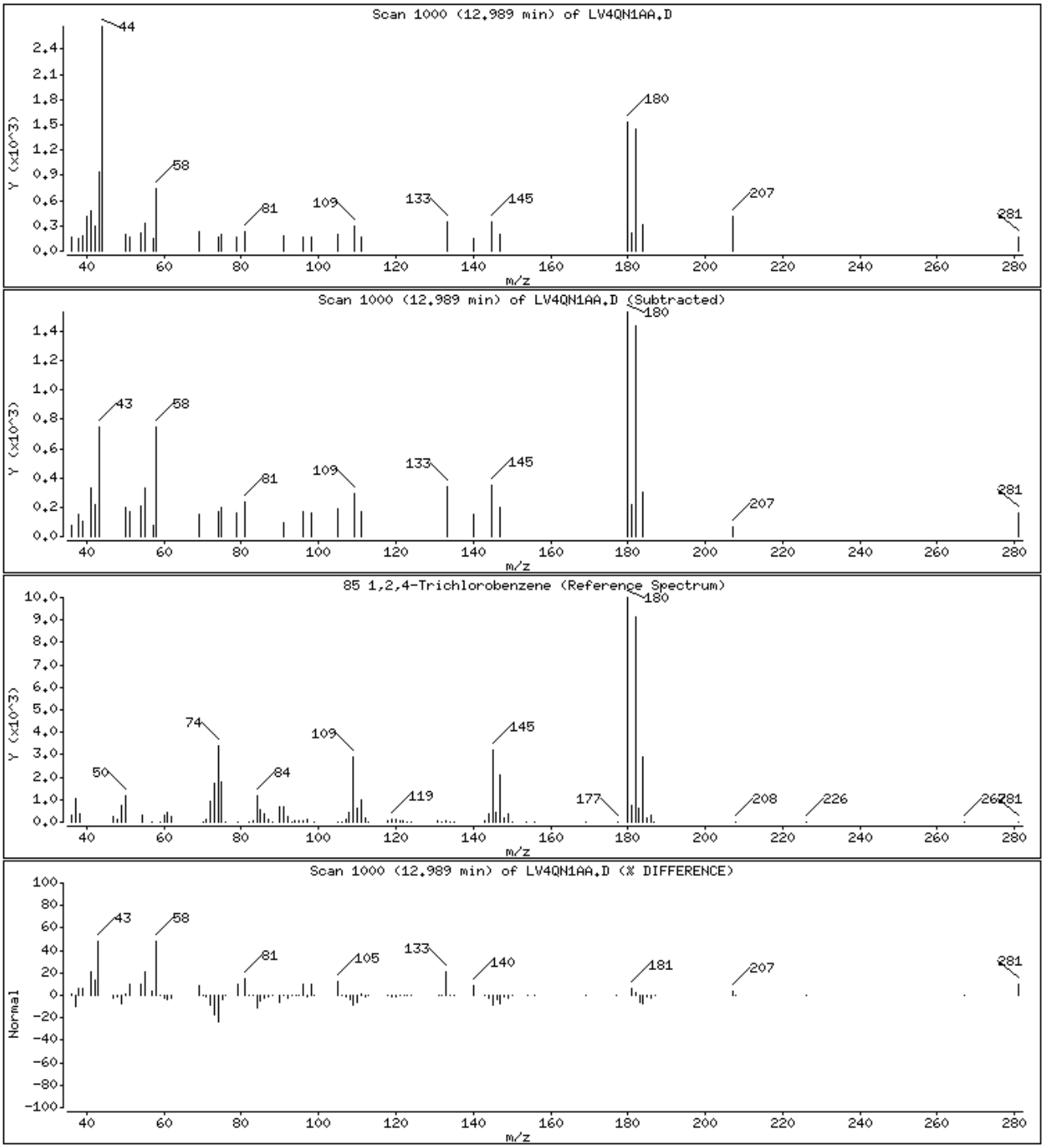

Data File: \\cansvr11\dd\chem\MSV\a3ux14.i\R00225A.b\LV4QN1AA.D

Date : 25-FEB-2010 14:09

Client ID: Instrument: a3ux14.i

Sample Info: VBLK,5G/5ML

Purge Volume: 5.0 Operator: 2807

Column phase: DB624 Column diameter: 0.18

87 Naphthalene Concentration: 0.2863 UG/KG

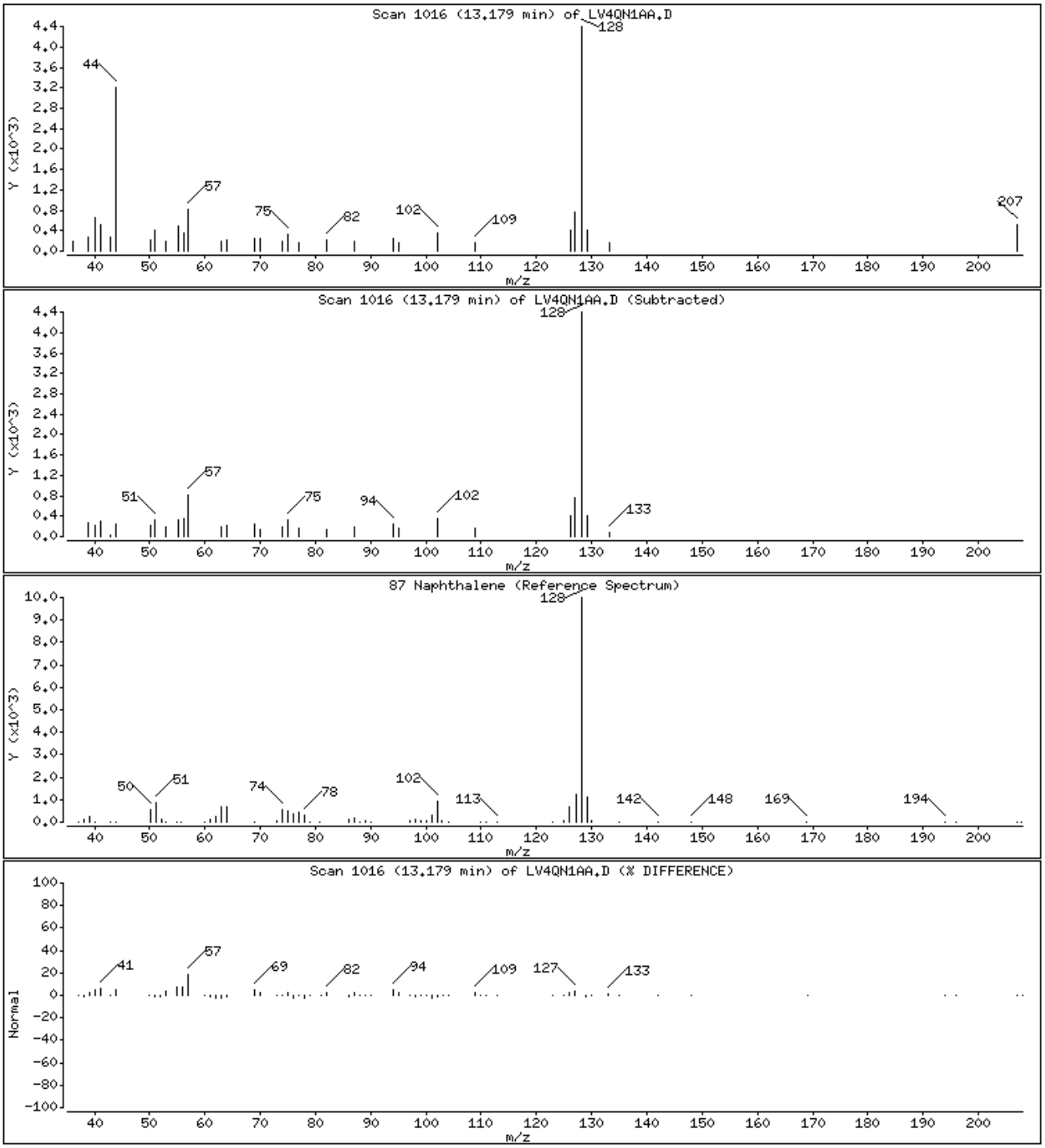

Data File: \\cansvr11\dd\chem\MSV\a3ux14.i\R00225A.b\LV4QN1AA.D

Date : 25-FEB-2010 14:09

Client ID:

Instrument: a3ux14.i

Sample Info: VBLK,5G/5ML

Purge Volume: 5.0

Operator: 2807

Column phase: DB624

Column diameter: 0.18

88 1,2,3-Trichlorobenzene

Concentration: 0.1820 UG/KG

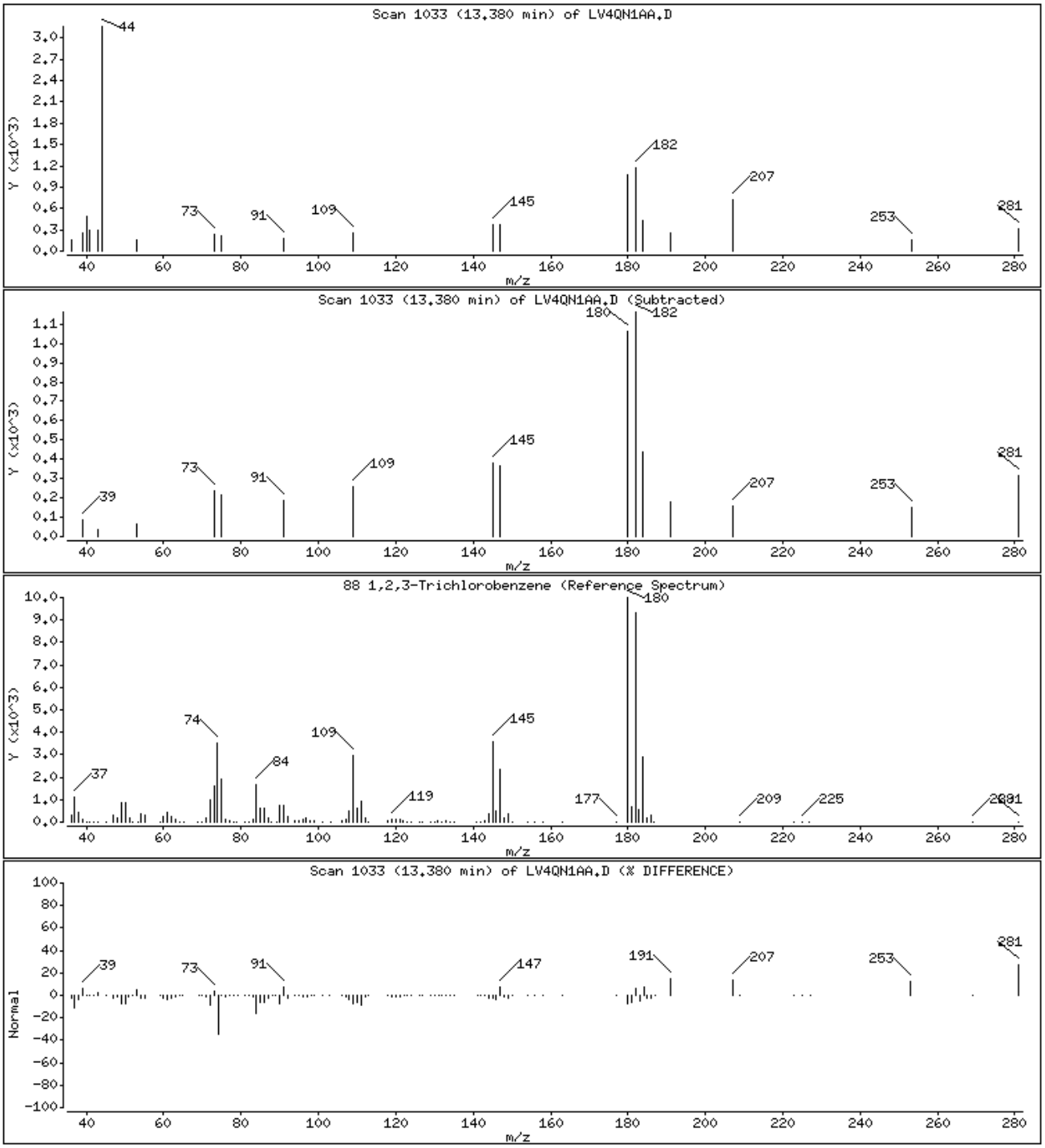

Data File: \\cansvr11\dd\chem\MSV\a3ux14.i\R00225A.b\LV4QN1AA.D

Date : 25-FEB-2010 14:09

Client ID: Instrument: a3ux14.i

Sample Info: VBLK,5G/5ML

Purge Volume: 5.0 Operator: 2807

Column phase: DB624 Column diameter: 0.18

146 2-Methylnaphthalene Concentration: 2.457 UG/KG

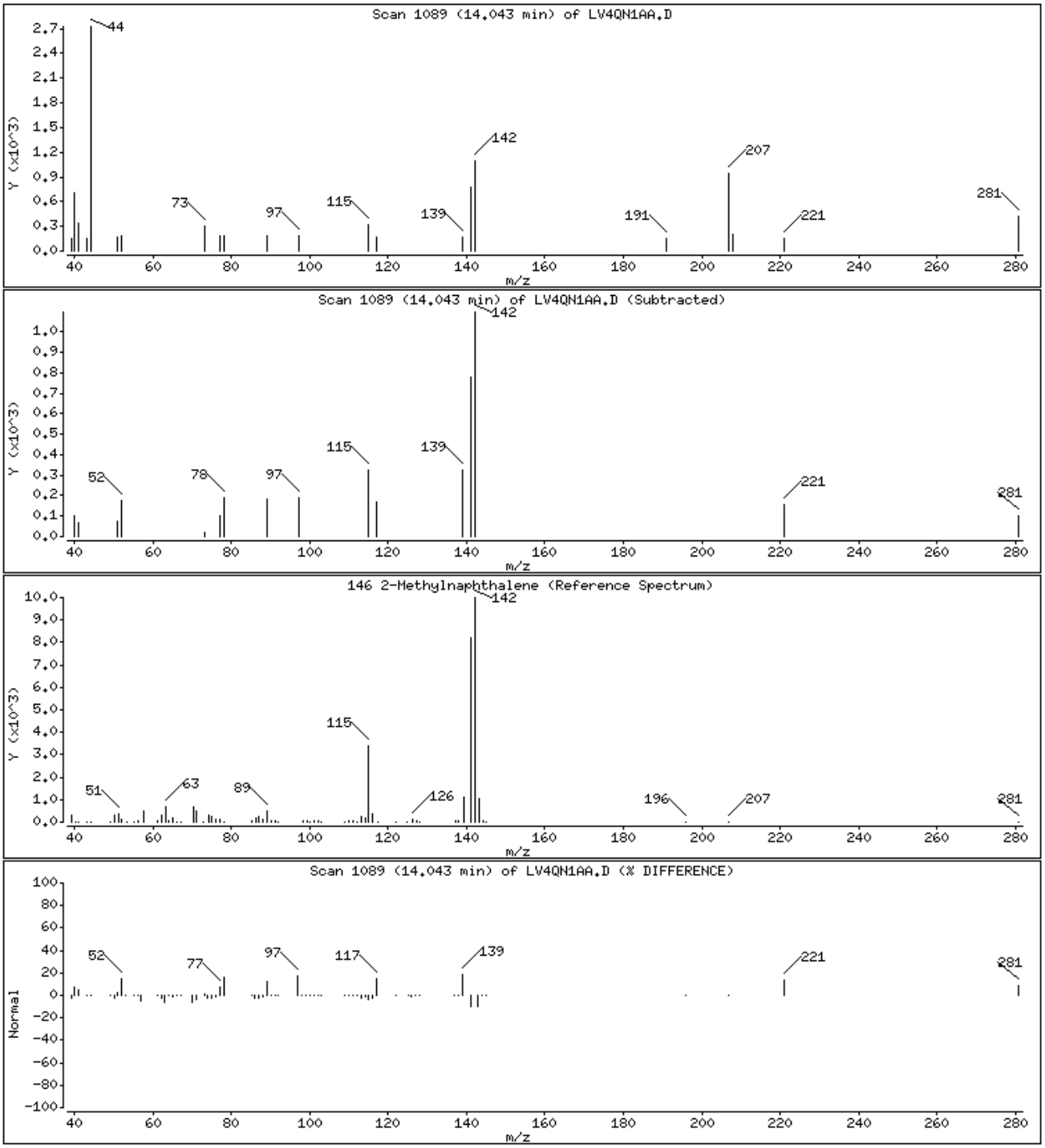

Data File: \\cansvr11\dd\chem\MSV\a3ux14.i\R00225A.b\LV4QN1AA.D

Date : 25-FEB-2010 14:09

Client ID:

Instrument: a3ux14.i

Sample Info: VBLK,5G/5ML

Purge Volume: 5.0

Operator: 2807

Column phase: DB624

Column diameter: 0.18

98 Cyclohexane

Concentration: 0.2565 UG/KG

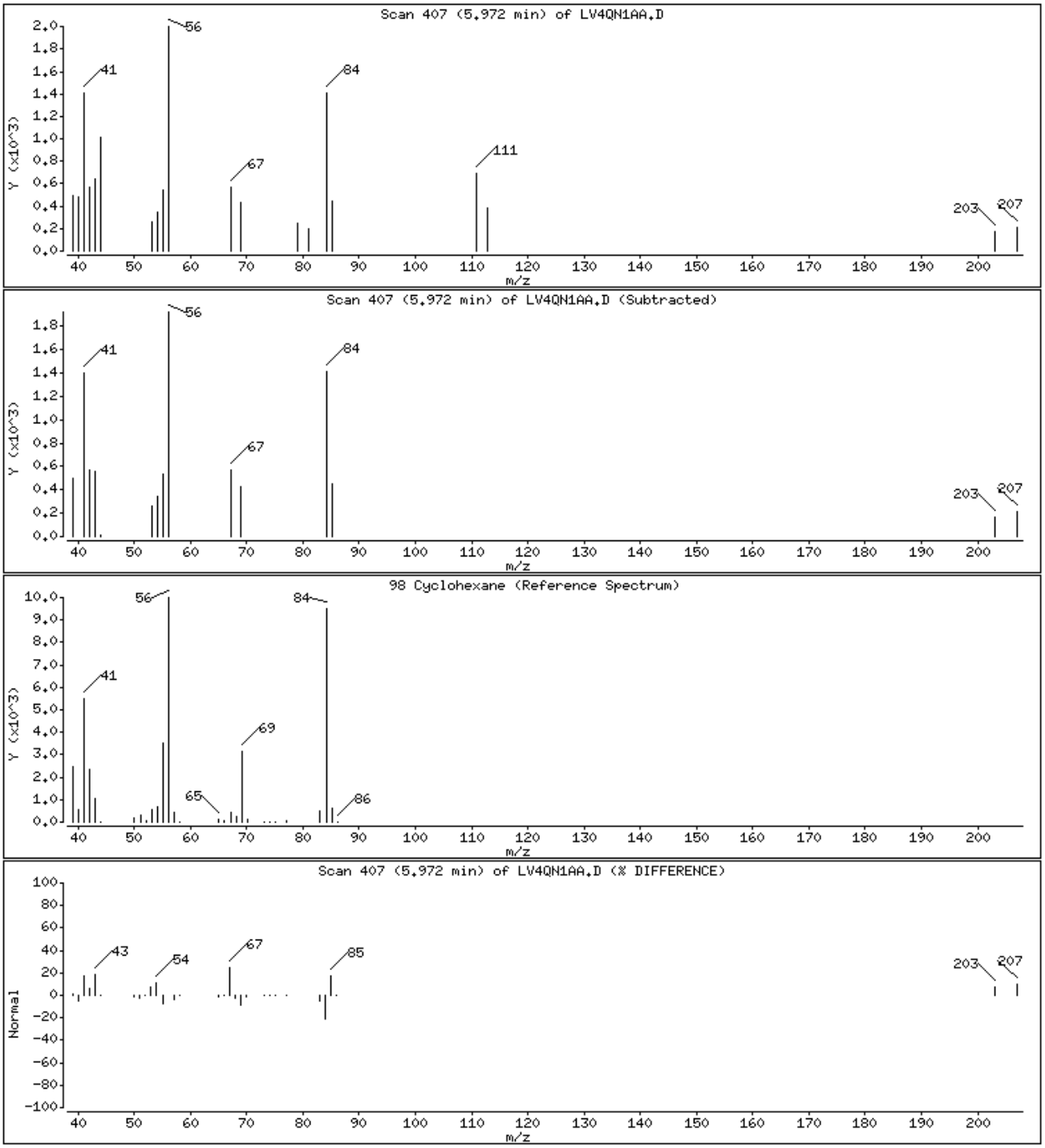

Data File: \\cansvr11\dd\chem\MSV\a3ux14.i\R00225A.b\LV4QN1AA.D

Date : 25-FEB-2010 14:09

Client ID: Instrument: a3ux14.i

Sample Info: VBLK,5G/5ML

Purge Volume: 5.0 Operator: 2807

Column phase: DB624 Column diameter: 0.18

158 1,2,3-Trimethylbenzene Concentration: 0.2836 UG/KG

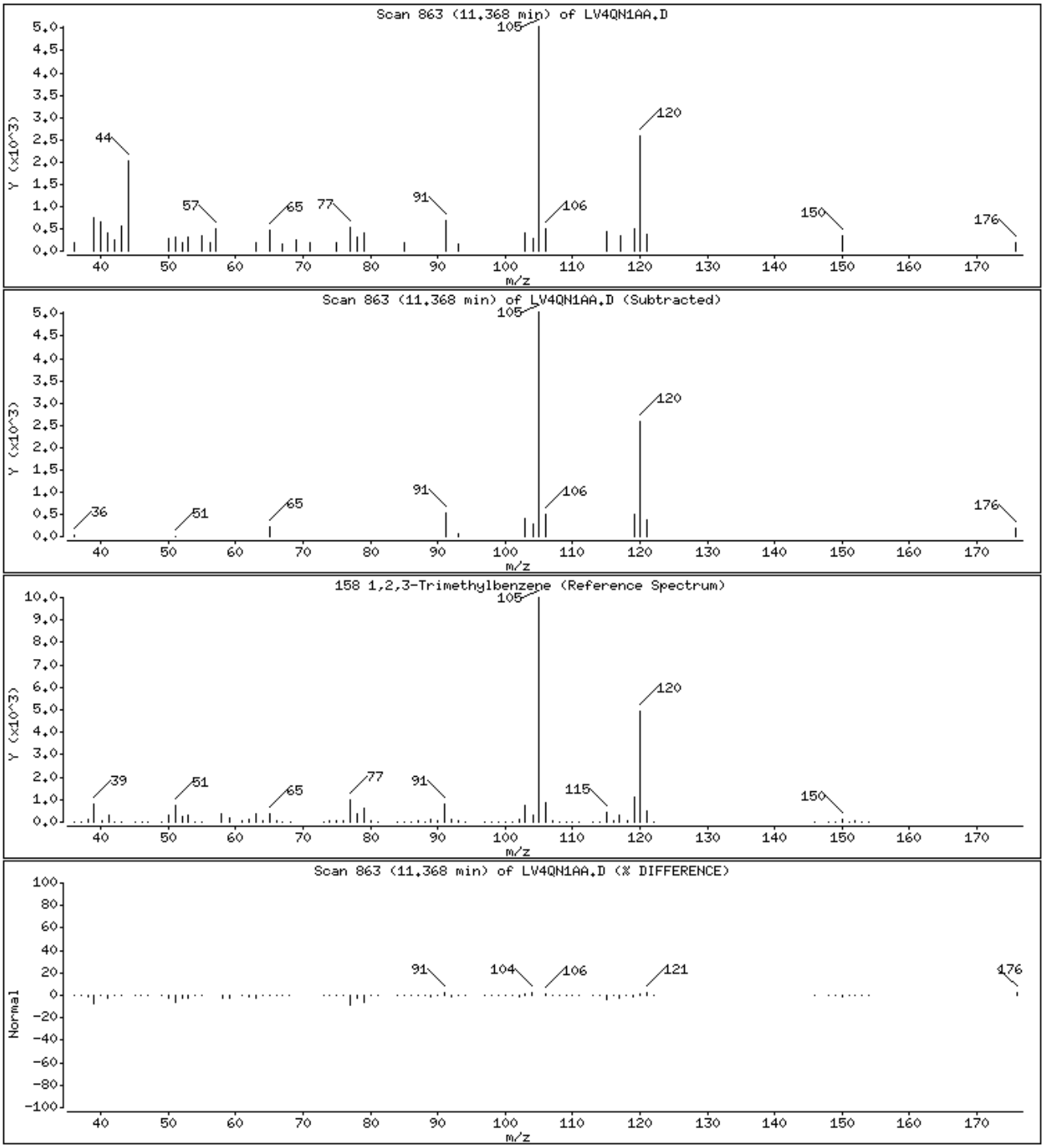

METHOD BLANK REPORT

GC/MS Volatiles

Client Lot #...: A0B180429 **Work Order #...:** LV6FR1AA **Matrix.....:** SOLID
MB Lot-Sample #: A0C010000-098

Prep Date.....: 02/26/10 **Final Wgt/Vol..:** 5 mL
Analysis Date..: 02/26/10 **Prep Batch #...:** 0060098
Dilution Factor: 1 **Initial Wgt/Vol:** 5 g

PARAMETER	RESULT	REPORTING LIMIT	UNITS	METHOD
Acetone	**11 J**	**20**	**ug/kg**	**SW846 8260B**
Benzene	ND	5.0	ug/kg	SW846 8260B
Bromochloromethane	ND	5.0	ug/kg	SW846 8260B
Bromodichloromethane	ND	5.0	ug/kg	SW846 8260B
Bromoform	ND	5.0	ug/kg	SW846 8260B
Bromomethane	ND	5.0	ug/kg	SW846 8260B
2-Butanone	**3.4 J**	**20**	**ug/kg**	**SW846 8260B**
Carbon disulfide	ND	5.0	ug/kg	SW846 8260B
Carbon tetrachloride	ND	5.0	ug/kg	SW846 8260B
Chlorobenzene	ND	5.0	ug/kg	SW846 8260B
Dibromochloromethane	ND	5.0	ug/kg	SW846 8260B
Chloroethane	ND	5.0	ug/kg	SW846 8260B
Chloroform	ND	5.0	ug/kg	SW846 8260B
Chloromethane	ND	5.0	ug/kg	SW846 8260B
1,2-Dibromoethane	ND	5.0	ug/kg	SW846 8260B
1,1-Dichloroethane	ND	5.0	ug/kg	SW846 8260B
1,2-Dichloroethane	ND	5.0	ug/kg	SW846 8260B
1,1-Dichloroethene	ND	5.0	ug/kg	SW846 8260B
1,2-Dichloroethene (total)	ND	5.0	ug/kg	SW846 8260B
1,2-Dichloropropane	ND	5.0	ug/kg	SW846 8260B
cis-1,3-Dichloropropene	ND	5.0	ug/kg	SW846 8260B
trans-1,3-Dichloropropene	ND	5.0	ug/kg	SW846 8260B
Ethylbenzene	ND	5.0	ug/kg	SW846 8260B
2-Hexanone	**1.7 J**	**20**	**ug/kg**	**SW846 8260B**
Methylene chloride	ND	5.0	ug/kg	SW846 8260B
4-Methyl-2-pentanone	ND	20	ug/kg	SW846 8260B
Styrene	ND	5.0	ug/kg	SW846 8260B
1,1,2,2-Tetrachloroethane	ND	5.0	ug/kg	SW846 8260B
Tetrachloroethene	ND	5.0	ug/kg	SW846 8260B
Toluene	ND	5.0	ug/kg	SW846 8260B
1,1,1-Trichloroethane	ND	5.0	ug/kg	SW846 8260B
1,1,2-Trichloroethane	ND	5.0	ug/kg	SW846 8260B
Trichloroethene	ND	5.0	ug/kg	SW846 8260B
Vinyl chloride	ND	5.0	ug/kg	SW846 8260B
Xylenes (total)	ND	10	ug/kg	SW846 8260B

SURROGATE	PERCENT RECOVERY	RECOVERY LIMITS
1,2-Dichloroethane-d4	95	(61 - 130)
Toluene-d8	94	(85 - 115)

(Continued on next page)

METHOD BLANK REPORT

GC/MS Volatiles

Client Lot #...: A0B180429 **Work Order #...:** LV6FR1AA **Matrix.....:** SOLID

PARAMETER	RESULT	REPORTING LIMIT	UNITS	METHOD
4-Bromofluorobenzene	99	(85 - 120)		
Dibromofluoromethane	94	(59 - 138)		

NOTE(S):

Calculations are performed before rounding to avoid round-off errors in calculated results.

J Estimated: The analyte was positively identified; the quanitation is estimated.

Data File: \\cansvr11\dd\chem\MSV\a3ux14.i\R00226A.b\148219.D
Report Date: 26-Feb-2010 13:58

TestAmerica North Canton

VOLATILE REPORT SW-846 Method 8260A/8260B

Data file : \\cansvr11\dd\chem\MSV\a3ux14.i\R00226A.b\148219.D
Lab Smp Id: VBLK
Inj Date : 26-FEB-2010 13:41
Operator : 2807 Inst ID: a3ux14.i
Smp Info : VBLK,5G/5ML
Misc Info : R00226A,8260SUX14,,2807,3,,BLANK,,0
Comment :
Method : \\cansvr11\dd\chem\MSV\a3ux14.i\R00226A.b\8260SUX14.m
Meth Date : 26-Feb-2010 12:32 macenczaks Quant Type: ISTD
Cal Date : 14-JAN-2010 15:16 Cal File: 147364.D
Als bottle: 8 QC Sample: BLANK
Dil Factor: 1.00000
Integrator: HP RTE Compound Sublist: 4-8260+IX.sub
Target Version: 4.14
Processing Host: CANSVR11

Concentration Formula: Amt * DF * 1/Vo * CpndVariable

Name	Value	Description
DF	1.000	Dilution Factor
Vo	5.000	Sample Volume
Va	100.000	Injection Volume
Cpnd Variable		Local Compound Variable

Compounds	QUANT SIG MASS	RT	EXP RT	REL RT	RESPONSE	CONCENTRATIONS ON-COLUMN (ng)	FINAL (UG/KG)
* 1 Fluorobenzene	96	6.599	6.599	(1.000)	1293874	250.000	
* 2 Chlorobenzene-d5	117	9.333	9.333	(1.000)	933757	250.000	
* 3 1,4-Dichlorobenzene-d4	152	11.309	11.309	(1.000)	498117	250.000	
$ 4 Dibromofluoromethane	113	5.901	5.901	(0.894)	335871	235.621	47.124
$ 5 1,2-Dichloroethane-d4	65	6.244	6.244	(0.946)	346032	236.767	47.353
$ 6 Toluene-d8	98	8.090	8.090	(0.867)	1193862	235.846	47.169
$ 7 Bromofluorobenzene	95	10.326	10.327	(0.913)	456257	247.029	49.406
8 Dichlorodifluoromethane	85	Compound Not Detected.					
9 Chloromethane	50	Compound Not Detected.					
10 Vinyl Chloride	62	Compound Not Detected.					
11 Bromomethane	94	Compound Not Detected.					
12 Chloroethane	64	Compound Not Detected.					
13 Trichlorofluoromethane	101	Compound Not Detected.					
15 Acrolein	56	Compound Not Detected.					
16 Acetone	43	2.931	2.931	(0.444)	45662	52.7984	10.560
17 1,1-Dichloroethene	96	Compound Not Detected.					
18 Freon-113	151	Compound Not Detected.					
19 Iodomethane	142	Compound Not Detected.					
20 Carbon Disulfide	76	Compound Not Detected.					
21 Methylene Chloride	84	Compound Not Detected.					

22 Acetonitrile	41	3.298	3.286 (0.500)	5121	29.8362	5.967
23 Acrylonitrile	53	Compound Not Detected.				

Data File: \\cansvr11\dd\chem\MSV\a3ux14.i\R00226A.b\148219.D
Report Date: 26-Feb-2010 13:58

	Compounds	QUANT SIG MASS	RT	EXP RT	REL RT	RESPONSE	CONCENTRATIONS ON-COLUMN (ng)	FINAL (UG/KG)
	24 Methyl tert-butyl ether	73	Compound Not Detected.					
	25 trans-1,2-Dichloroethene	96	Compound Not Detected.					
	26 Hexane	86	Compound Not Detected.					
	27 Vinyl acetate	43	Compound Not Detected.					
	154 Vinyl Acetate**2nd**	86	Compound Not Detected.					
	28 1,1-Dichloroethane	63	Compound Not Detected.					
	29 tert-Butyl Alcohol	59	Compound Not Detected.					
	30 2-Butanone	43	5.392	5.380	(0.817)	11309	17.0566	3.411
M	31 1,2-Dichloroethene (total)	96	Compound Not Detected.					
	32 cis-1,2-dichloroethene	96	Compound Not Detected.					
	33 2,2-Dichloropropane	77	Compound Not Detected.					
	34 Bromochloromethane	128	Compound Not Detected.					
	35 Chloroform	83	Compound Not Detected.					
	36 Tetrahydrofuran	42	Compound Not Detected.					
	37 1,1,1-Trichloroethane	97	Compound Not Detected.					
	38 1,1-Dichloropropene	75	Compound Not Detected.					
	39 Carbon Tetrachloride	117	Compound Not Detected.					
	40 1,2-Dichloroethane	62	Compound Not Detected.					
	41 Benzene	78	Compound Not Detected.					
	42 Trichloroethene	130	Compound Not Detected.					
	43 1,2-Dichloropropane	63	Compound Not Detected.					
	44 1,4-Dioxane	88	Compound Not Detected.					
	45 Dibromomethane	93	Compound Not Detected.					
	46 Bromodichloromethane	83	Compound Not Detected.					
	47 2-Chloroethyl vinyl ether	63	Compound Not Detected.					
	48 cis-1,3-Dichloropropene	75	Compound Not Detected.					
	49 4-Methyl-2-pentanone	43	7.995	7.996	(0.857)	1992	1.76656	0.3533
	50 Toluene	91	8.137	8.138	(0.872)	6802	1.23333	0.2467
	51 trans-1,3-Dichloropropene	75	Compound Not Detected.					
	52 Ethyl Methacrylate	69	Compound Not Detected.					
	53 1,1,2-Trichloroethane	97	Compound Not Detected.					
	54 1,3-Dichloropropane	76	Compound Not Detected.					
	55 Tetrachloroethene	164	Compound Not Detected.					
	56 2-Hexanone	43	8.717	8.717	(0.934)	6475	8.33483	1.667
	57 Dibromochloromethane	129	Compound Not Detected.					
	58 1,2-Dibromoethane	107	Compound Not Detected.					
	59 Chlorobenzene	112	Compound Not Detected.					
	60 1,1,1,2-Tetrachloroethane	131	Compound Not Detected.					
	61 Ethylbenzene	106	Compound Not Detected.					
	62 m + p-Xylene	106	Compound Not Detected.					
M	63 Xylenes (total)	106	Compound Not Detected.					
	64 Xylene-o	106	Compound Not Detected.					
	65 Styrene	104	Compound Not Detected.					
	66 Bromoform	173	Compound Not Detected.					
	67 Isopropylbenzene	105	Compound Not Detected.					
	68 1,1,2,2-Tetrachloroethane	83	Compound Not Detected.					
	69 1,4-Dichloro-2-butene	53	Compound Not Detected.					
	70 1,2,3-Trichloropropane	110	Compound Not Detected.					
	71 Bromobenzene	156	Compound Not Detected.					
	72 n-Propylbenzene	120	Compound Not Detected.					
	73 2-Chlorotoluene	126	Compound Not Detected.					
	74 1,3,5-Trimethylbenzene	105	Compound Not Detected.					

75	4-Chlorotoluene	126	Compound Not Detected.
76	tert-Butylbenzene	119	Compound Not Detected.

Data File: \\cansvr11\dd\chem\MSV\a3ux14.i\R00226A.b\148219.D
Report Date: 26-Feb-2010 13:58

	Compounds	QUANT SIG MASS	RT	EXP RT	REL RT	RESPONSE	CONCENTRATIONS ON-COLUMN (ng)	FINAL (UG/KG)
77	1,2,4-Trimethylbenzene	105	Compound Not Detected.					
78	sec-Butylbenzene	105	Compound Not Detected.					
79	4-Isopropyltoluene	119	Compound Not Detected.					
80	1,3-Dichlorobenzene	146	Compound Not Detected.					
81	1,4-Dichlorobenzene	146	11.320	11.321	(1.001)	2991	1.01250	0.2025
82	n-Butylbenzene	91	Compound Not Detected.					
83	1,2-Dichlorobenzene	146	Compound Not Detected.					
84	1,2-Dibromo-3-chloropropane	157	Compound Not Detected.					
85	1,2,4-Trichlorobenzene	180	12.989	12.989	(1.149)	2555	1.51442	0.3029
86	Hexachlorobutadiene	225	Compound Not Detected.					
87	Naphthalene	128	13.178	13.178	(1.165)	5784	1.48964	0.2979
88	1,2,3-Trichlorobenzene	180	13.368	13.380	(1.182)	1978	1.19020	0.2380
146	2-Methylnaphthalene	142	14.054	14.054	(1.243)	1152	12.1322	2.426
89	Ethyl Ether	59	Compound Not Detected.					
91	3-Chloropropene	76	Compound Not Detected.					
92	Isopropyl Ether	87	Compound Not Detected.					
93	2-Chloro-1,3-butadiene	53	Compound Not Detected.					
14	Dichlorofluoromethane	67	Compound Not Detected.					
94	Propionitrile	54	Compound Not Detected.					
95	Ethyl Acetate	43	Compound Not Detected.					
96	Methacrylonitrile	67	Compound Not Detected.					
97	Isobutanol	42	Compound Not Detected.					
99	n-Butanol	56	Compound Not Detected.					
100	Methyl Methacrylate	41	Compound Not Detected.					
25	Cyclohexanone	55	10.244	10.267	(0.906)	1461	49.4561	9.891
101	2-Nitropropane	41	Compound Not Detected.					
98	Cyclohexane	56	5.972	5.960	(0.905)	2641	0.86941	0.1739
143	Methyl Acetate	43	Compound Not Detected.					
144	Methylcyclohexane	83	Compound Not Detected.					
141	1,3,5-Trichlorobenzene	180	Compound Not Detected.					
156	tert-Butyl Ethyl ether	59	Compound Not Detected.					
157	tert-Amyl Methyl ether	73	Compound Not Detected.					
158	1,2,3-Trimethylbenzene	105	11.368	11.368	(1.005)	6592	1.39950	0.2799(aA)

QC Flag Legend

a - Target compound detected but, quantitated amount
Below Limit Of Quantitation(BLOQ).
A - Target compound detected but, quantitated amount
exceeded maximum amount.

Data File: \\cansvr11\dd\chem\MSV\a3ux14.i\R00226A.b\148219.D
Report Date: 26-Feb-2010 13:58

TestAmerica North Canton

INTERNAL STANDARD COMPOUNDS
AREA AND RT SUMMARY

Instrument ID: a3ux14.i
Lab File ID: 148219.D
Lab Smp Id: VBLK
Analysis Type: VOA
Quant Type: ISTD
Operator: 2807
Method File: \\cansvr11\dd\chem\MSV\a3ux14.i\R00226A.b\8260SUX14.m
Misc Info: R00226A,8260SUX14,,2807,3,,BLANK,,0

Calibration Date: 26-FEB-2010
Calibration Time: 11:30
Level: LOW
Sample Type: SOIL

		AREA LIMIT			
COMPOUND	STANDARD	LOWER	UPPER	SAMPLE	%DIFF
1 Fluorobenzene	1312011	656006	2624022	1293874	-1.38
2 Chlorobenzene-d5	965181	482591	1930362	933757	-3.26
3 1,4-Dichlorobenze	531218	265609	1062436	498117	-6.23

		RT LIMIT			
COMPOUND	STANDARD	LOWER	UPPER	SAMPLE	%DIFF
1 Fluorobenzene	6.60	6.10	7.10	6.60	-0.00
2 Chlorobenzene-d5	9.33	8.83	9.83	9.33	-0.00
3 1,4-Dichlorobenze	11.31	10.81	11.81	11.31	-0.00

AREA UPPER LIMIT = +100% of internal standard area.
AREA LOWER LIMIT = - 50% of internal standard area.
RT UPPER LIMIT = + 0.50 minutes of internal standard RT.
RT LOWER LIMIT = - 0.50 minutes of internal standard RT.

Data File: \\cansvr11\dd\chem\MSV\a3ux14.i\R00226A.b\LV6FR1AA.D
Date : 26-FEB-2010 13:41
Client ID:
Sample Info: VBLK,5G/5ML
Purge Volume: 5.0
Column phase: DB624

Instrument: a3ux14.i
Operator: 2807
Column diameter: 0.18

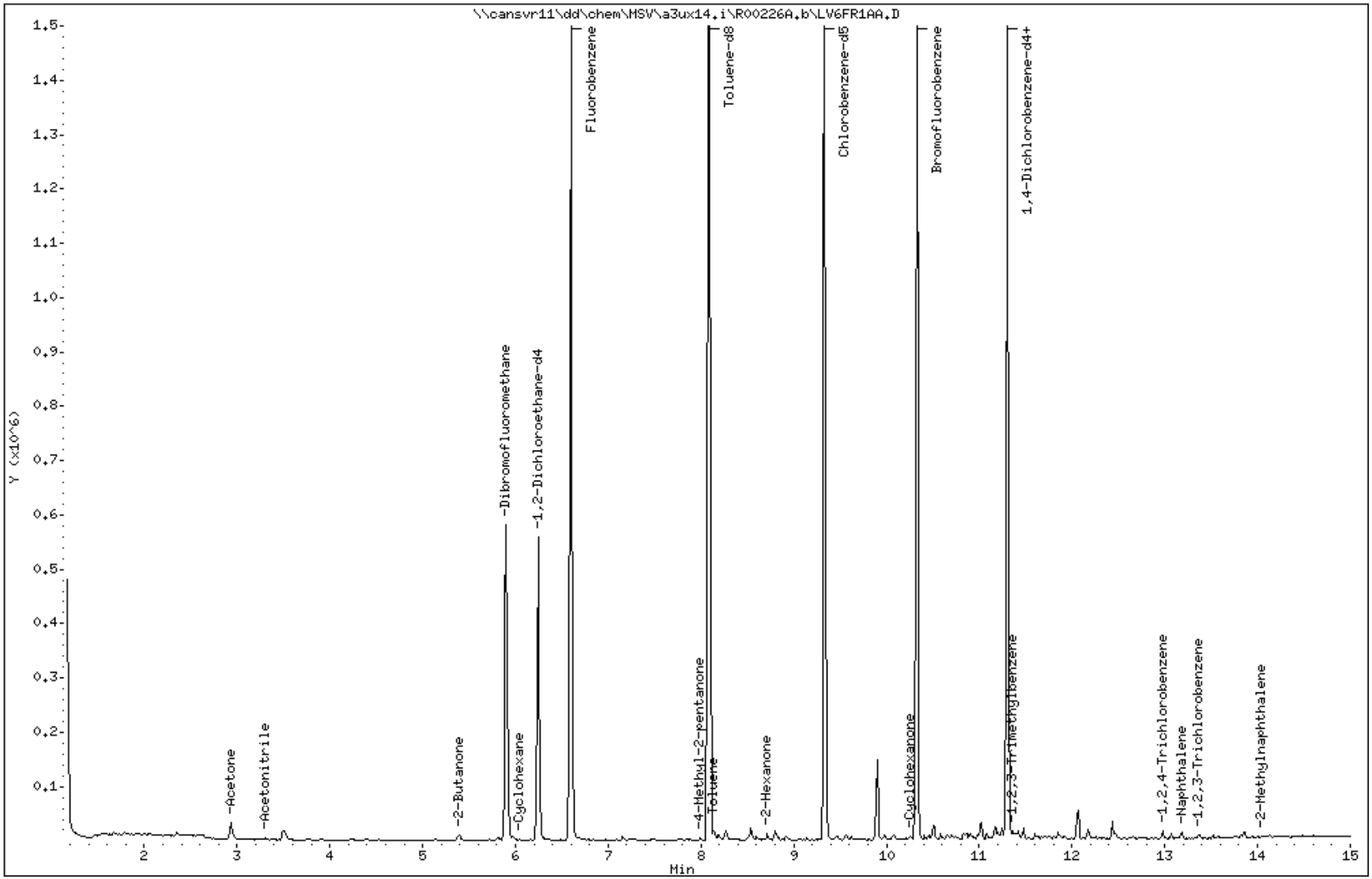

Data File: \\cansvr11\dd\chem\MSV\a3ux14.i\R00226A.b\LV6FR1AA.D

Date : 26-FEB-2010 13:41

Client ID: Instrument: a3ux14.i

Sample Info: VBLK,5G/5ML

Purge Volume: 5.0 Operator: 2807

Column phase: DB624 Column diameter: 0.18

16 Acetone Concentration: 10.560 UG/KG

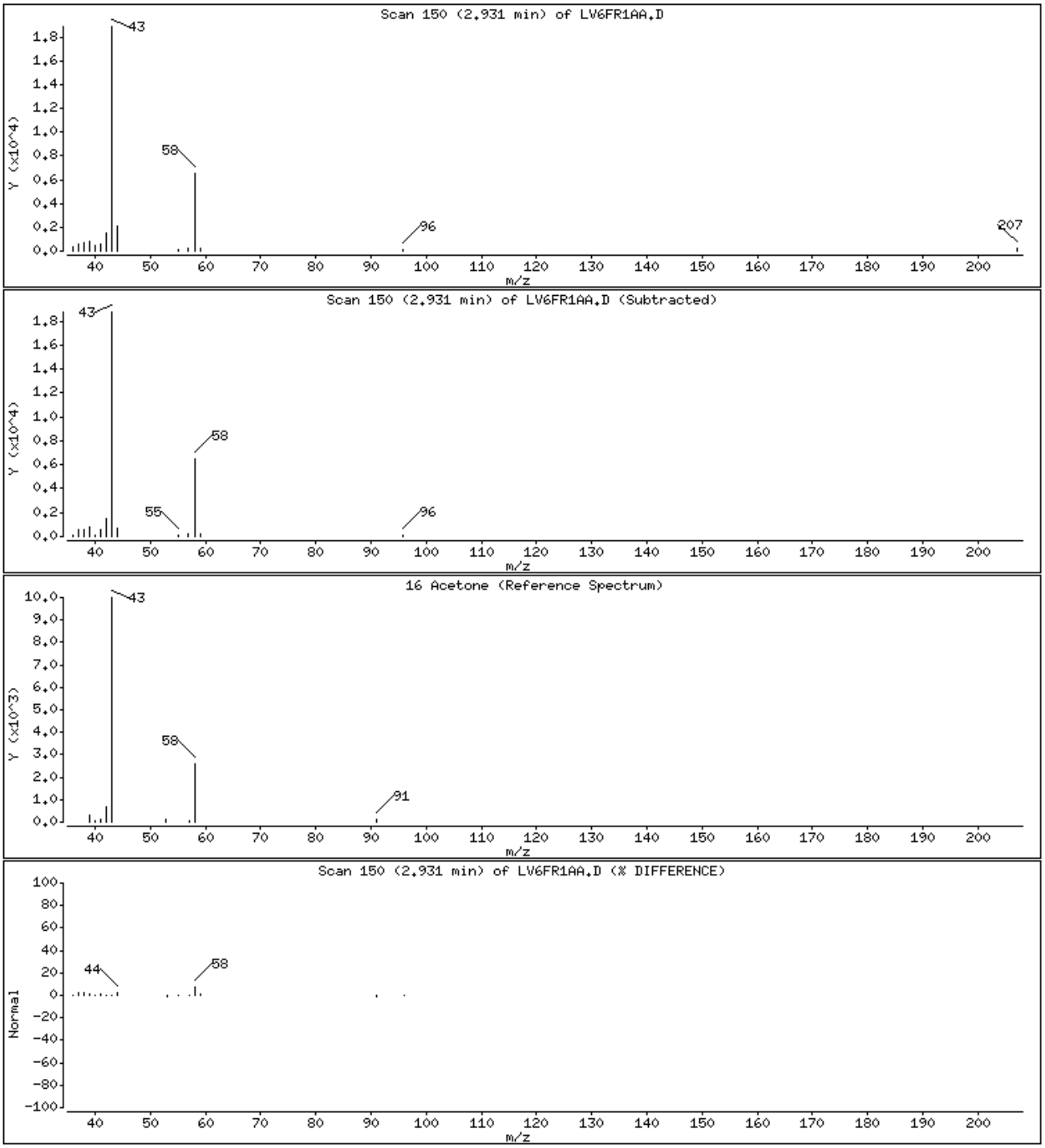

Data File: \\cansvr11\dd\chem\MSV\a3ux14.i\R00226A.b\LV6FR1AA.D

Date : 26-FEB-2010 13:41

Client ID: Instrument: a3ux14.i

Sample Info: VBLK,5G/5ML

Purge Volume: 5.0 Operator: 2807

Column phase: DB624 Column diameter: 0.18

22 Acetonitrile Concentration: 5.967 UG/KG

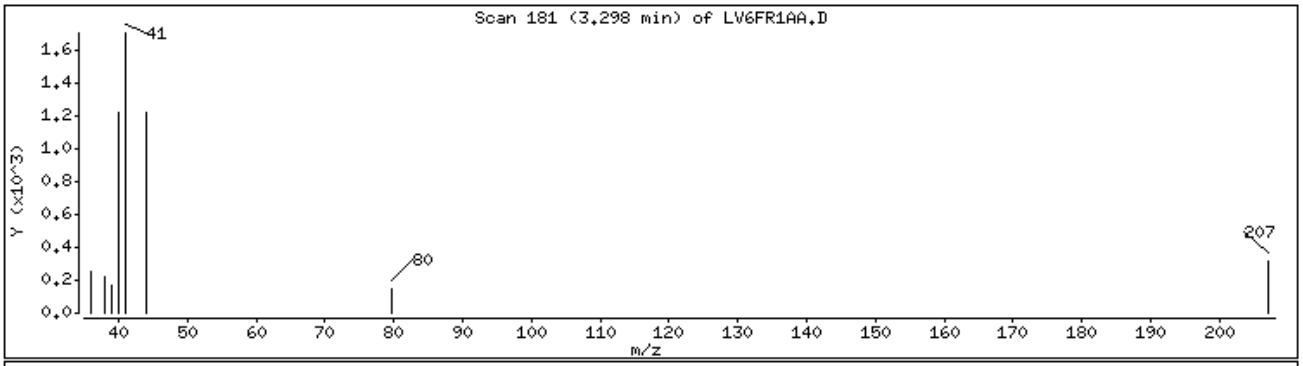

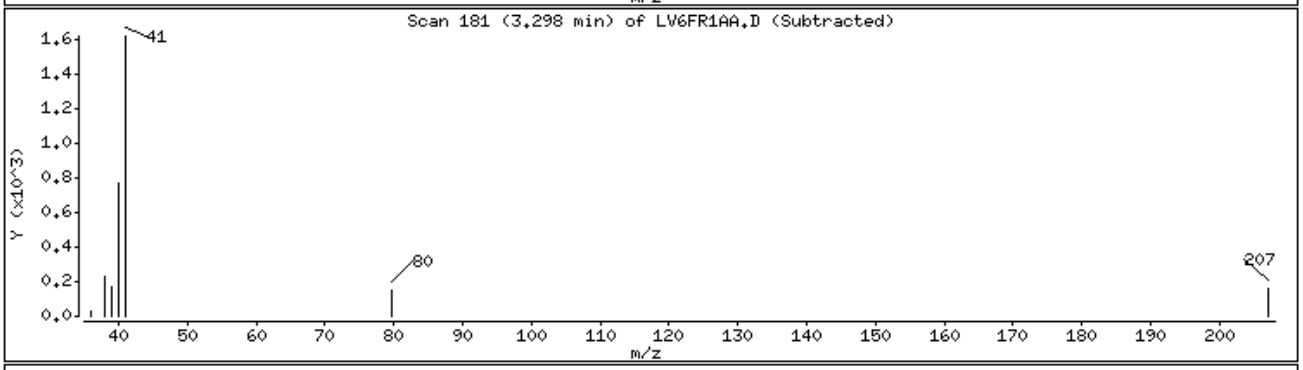

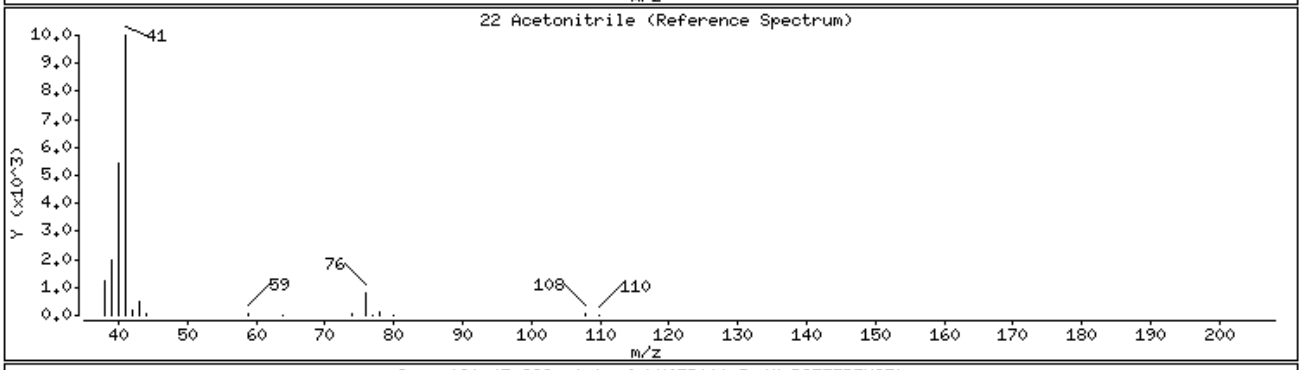

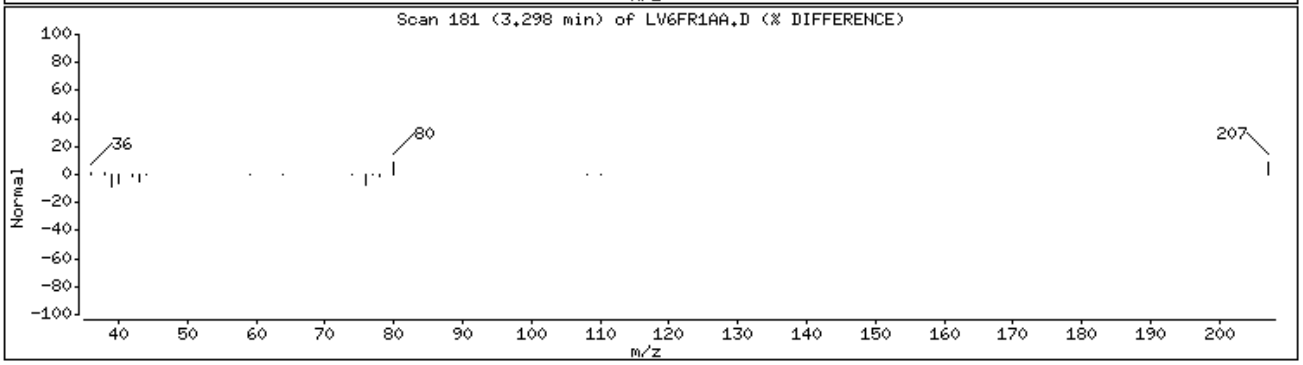

Data File: \\cansvr11\dd\chem\MSV\a3ux14.i\R00226A.b\LV6FR1AA.D

Date : 26-FEB-2010 13:41

Client ID: Instrument: a3ux14.i

Sample Info: VBLK,5G/5ML

Purge Volume: 5.0 Operator: 2807

Column phase: DB624 Column diameter: 0.18

30 2-Butanone Concentration: 3.411 UG/KG

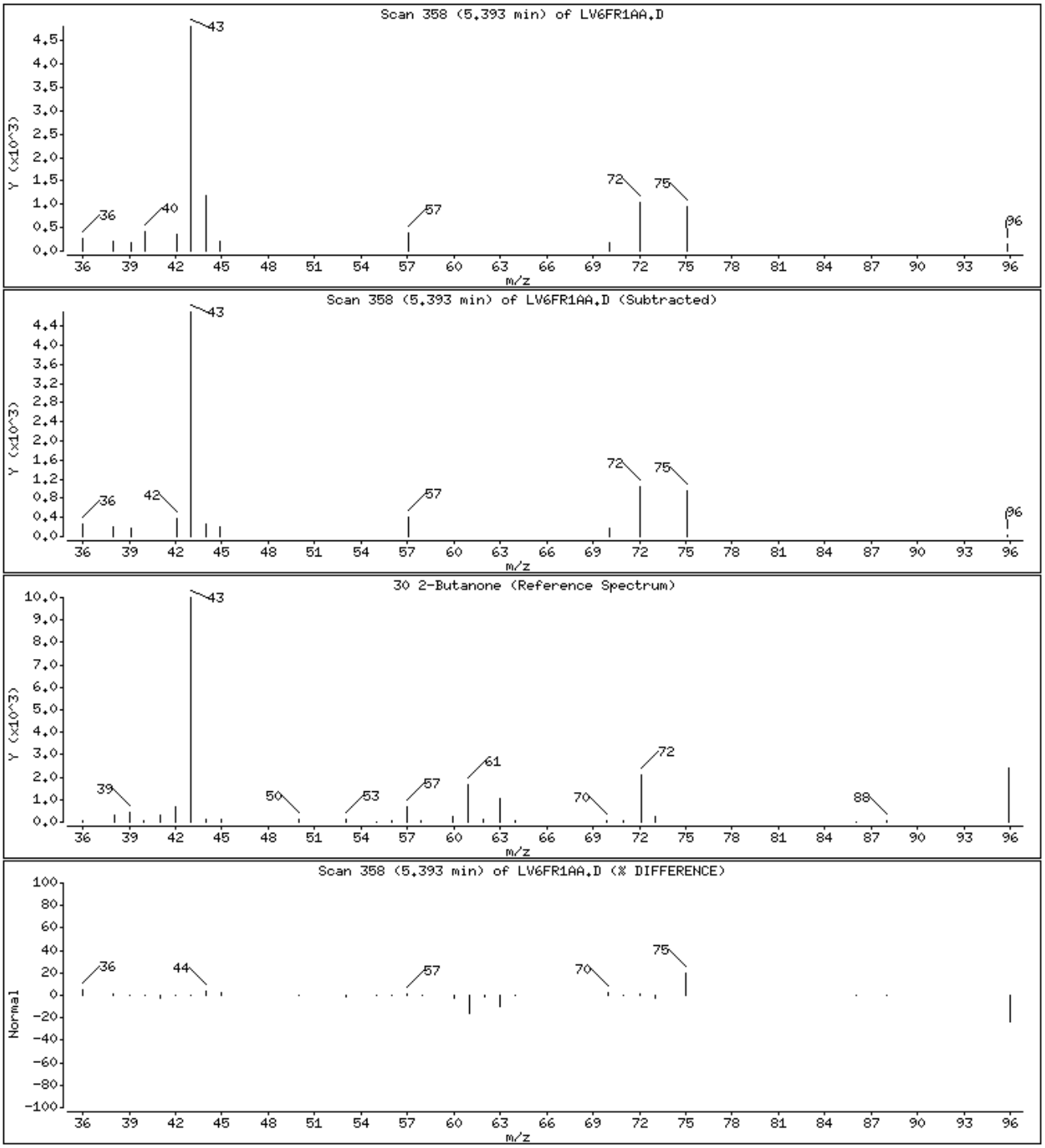

Data File: \\cansvr11\dd\chem\MSV\a3ux14.i\R00226A.b\LV6FR1AA.D

Date : 26-FEB-2010 13:41

Client ID: Instrument: a3ux14.i

Sample Info: VBLK,5G/5ML

Purge Volume: 5.0 Operator: 2807

Column phase: DB624 Column diameter: 0.18

49 4-Methyl-2-pentanone Concentration: 0.3533 UG/KG

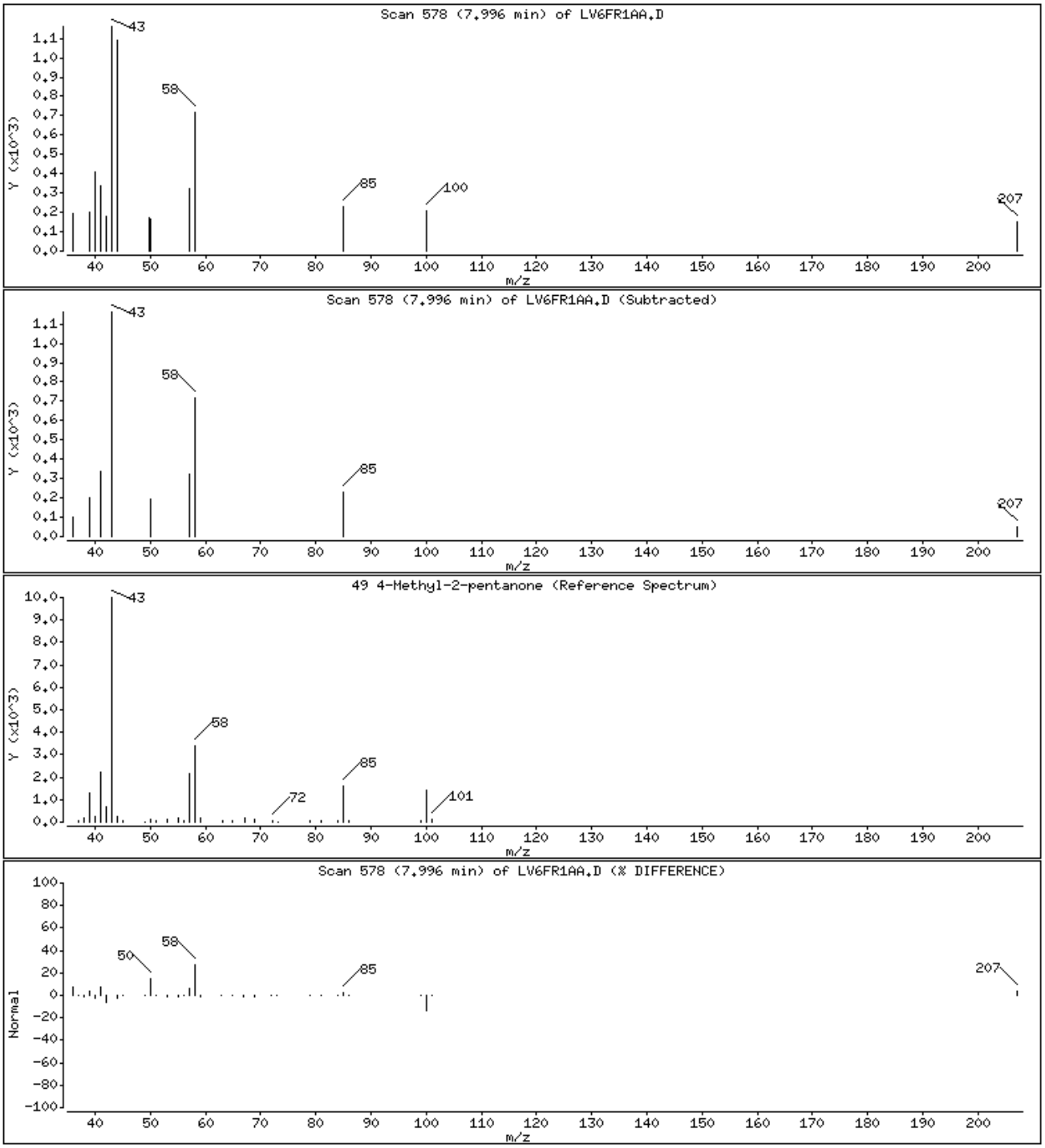

Data File: \\cansvr11\dd\chem\MSV\a3ux14.i\R00226A.b\LV6FR1AA.D

Date : 26-FEB-2010 13:41

Client ID:

Instrument: a3ux14.i

Sample Info: VBLK,5G/5ML

Purge Volume: 5.0

Operator: 2807

Column phase: DB624

Column diameter: 0.18

50 Toluene

Concentration: 0.2467 UG/KG

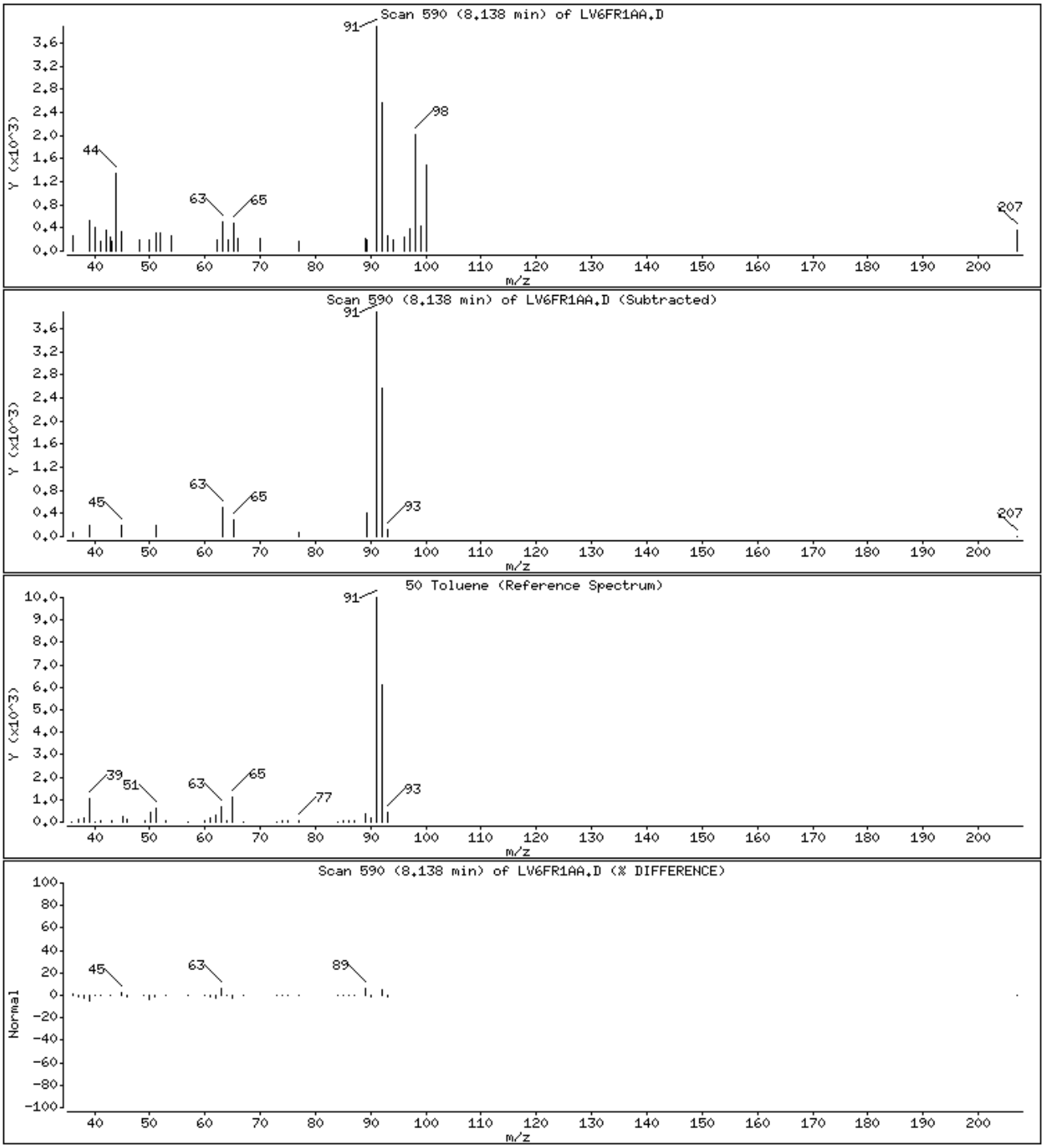

Data File: \\cansvr11\dd\chem\MSV\a3ux14.i\R00226A.b\LV6FR1AA.D

Date : 26-FEB-2010 13:41

Client ID: Instrument: a3ux14.i

Sample Info: VBLK,5G/5ML

Purge Volume: 5.0 Operator: 2807

Column phase: DB624 Column diameter: 0.18

56 2-Hexanone Concentration: 1.667 UG/KG

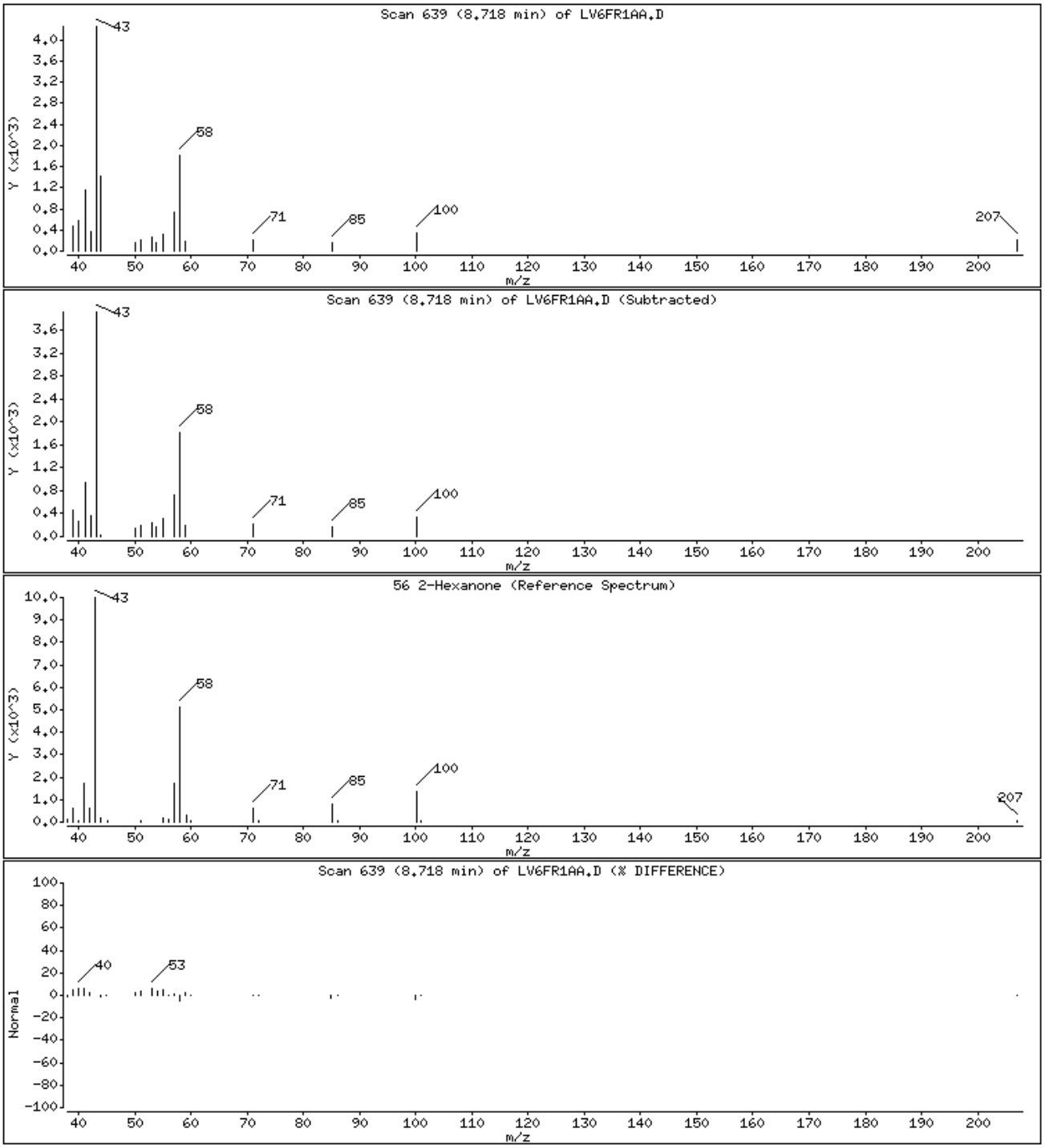

Data File: \\cansvr11\dd\chem\MSV\a3ux14.i\R00226A.b\LV6FR1AA.D

Date : 26-FEB-2010 13:41

Client ID: Instrument: a3ux14.i

Sample Info: VBLK,5G/5ML

Purge Volume: 5.0 Operator: 2807

Column phase: DB624 Column diameter: 0.18

81 1,4-Dichlorobenzene Concentration: 0.2025 UG/KG

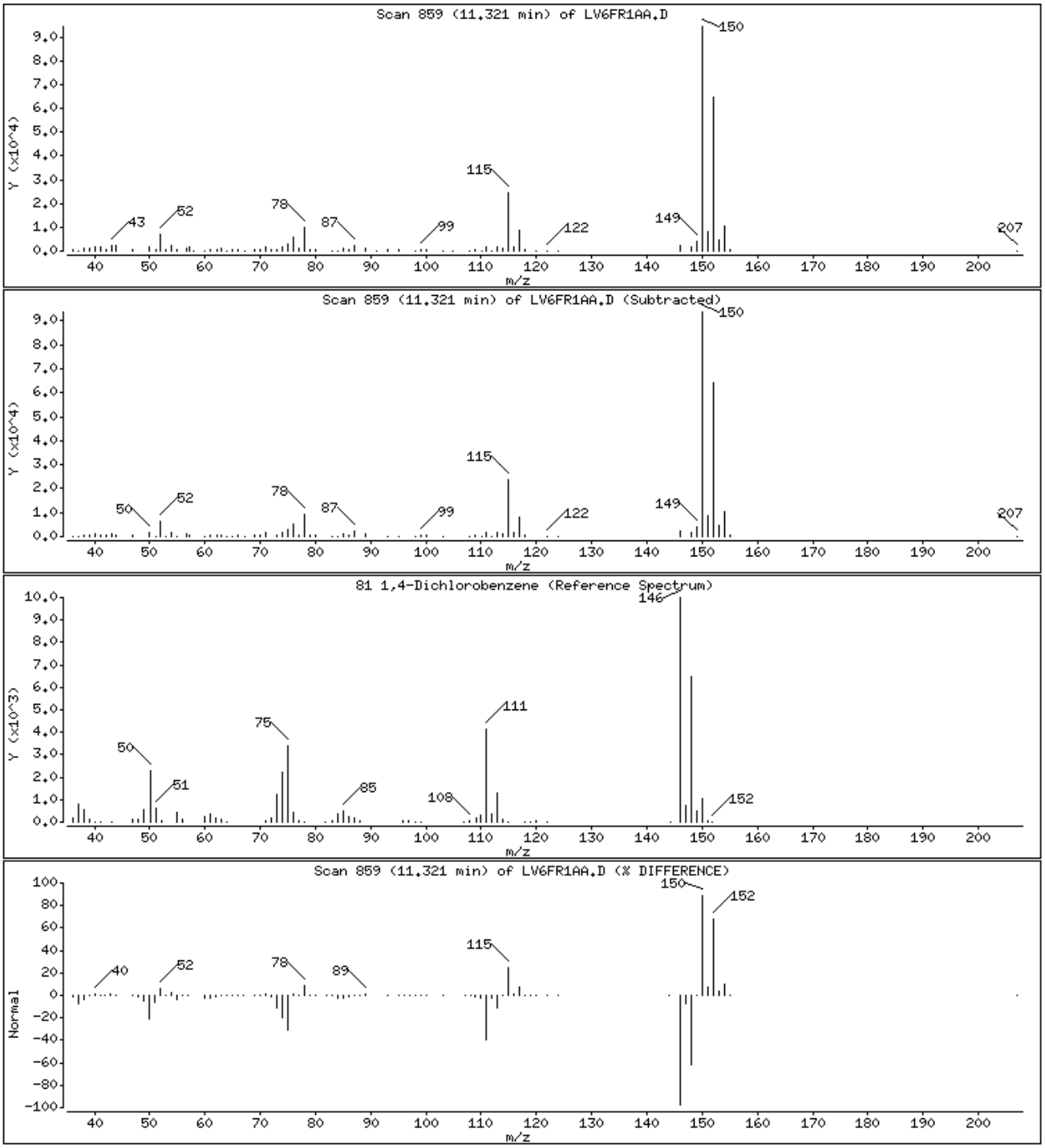

Data File: \\cansvr11\dd\chem\MSV\a3ux14.i\R00226A.b\LV6FR1AA.D

Date : 26-FEB-2010 13:41

Client ID:

Instrument: a3ux14.i

Sample Info: VBLK,5G/5ML

Purge Volume: 5.0

Operator: 2807

Column phase: DB624

Column diameter: 0.18

85 1,2,4-Trichlorobenzene

Concentration: 0.3029 UG/KG

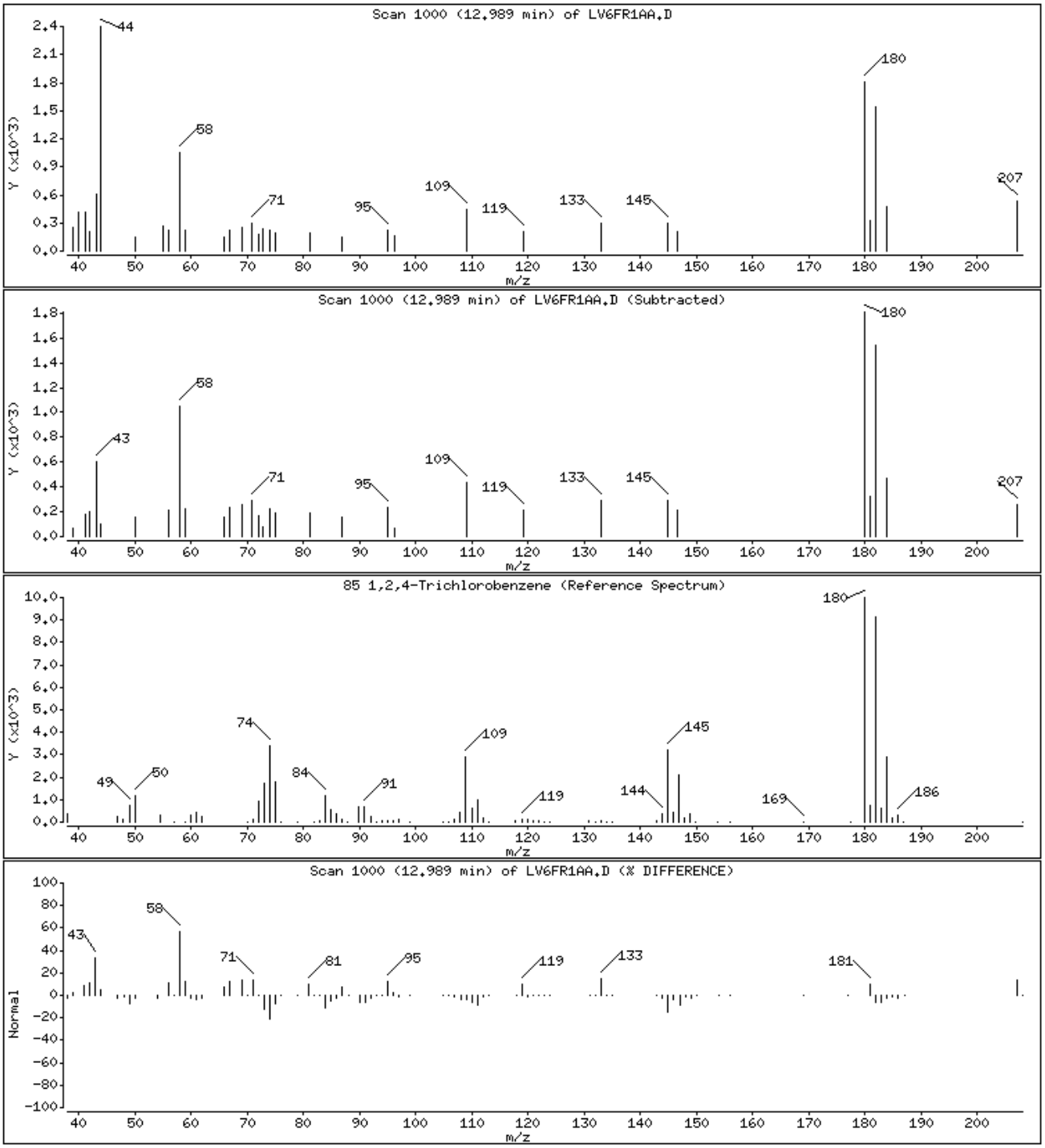

Data File: \\cansvr11\dd\chem\MSV\a3ux14.i\R00226A.b\LV6FR1AA.D

Date : 26-FEB-2010 13:41

Client ID: Instrument: a3ux14.i

Sample Info: VBLK,5G/5ML

Purge Volume: 5.0 Operator: 2807

Column phase: DB624 Column diameter: 0.18

87 Naphthalene Concentration: 0.2979 UG/KG

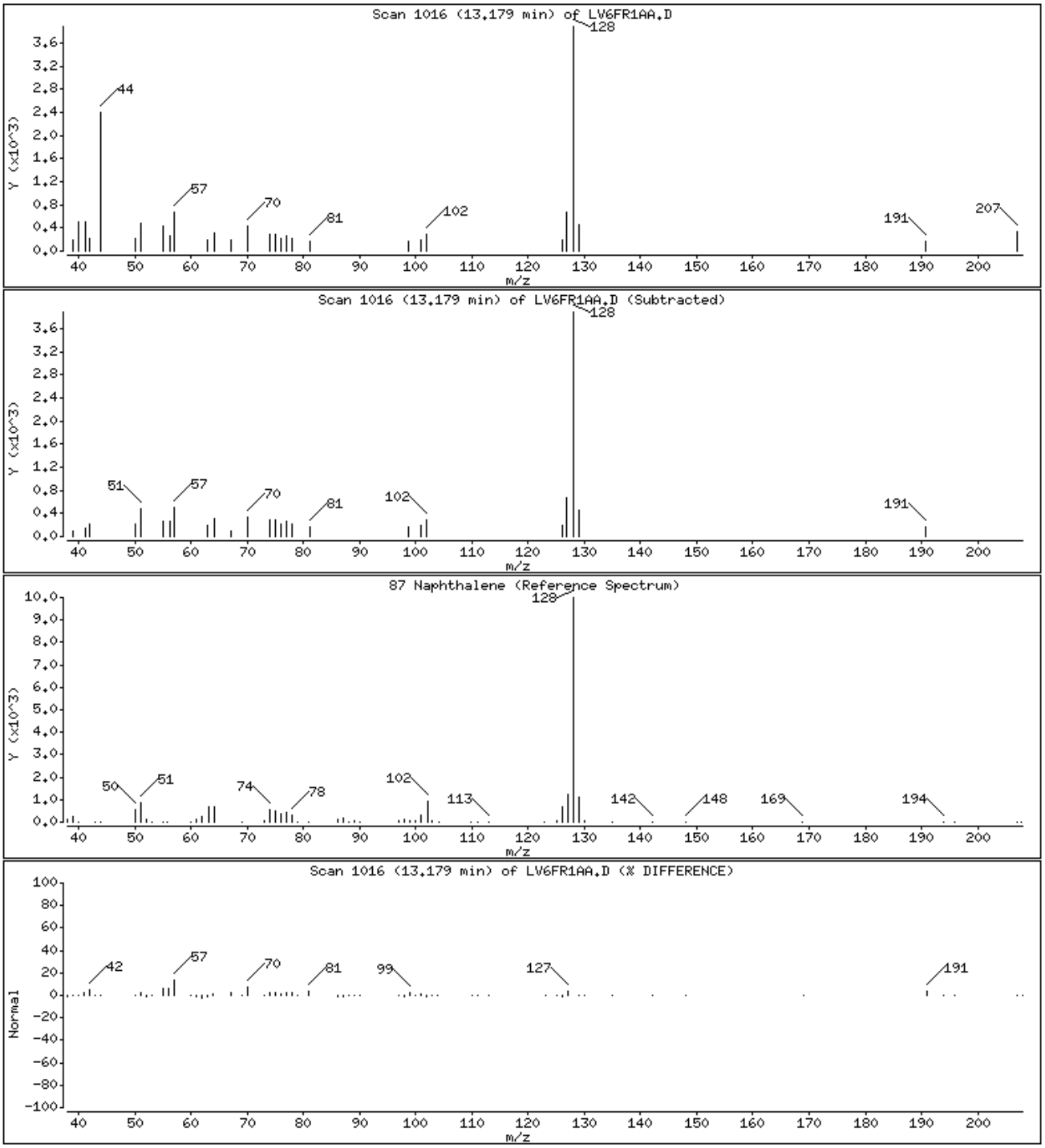

Data File: \\cansvr11\dd\chem\MSV\a3ux14.i\R00226A.b\LV6FR1AA.D

Date : 26-FEB-2010 13:41

Client ID: Instrument: a3ux14.i

Sample Info: VBLK,5G/5ML

Purge Volume: 5.0 Operator: 2807

Column phase: DB624 Column diameter: 0.18

88 1,2,3-Trichlorobenzene Concentration: 0.2380 UG/KG

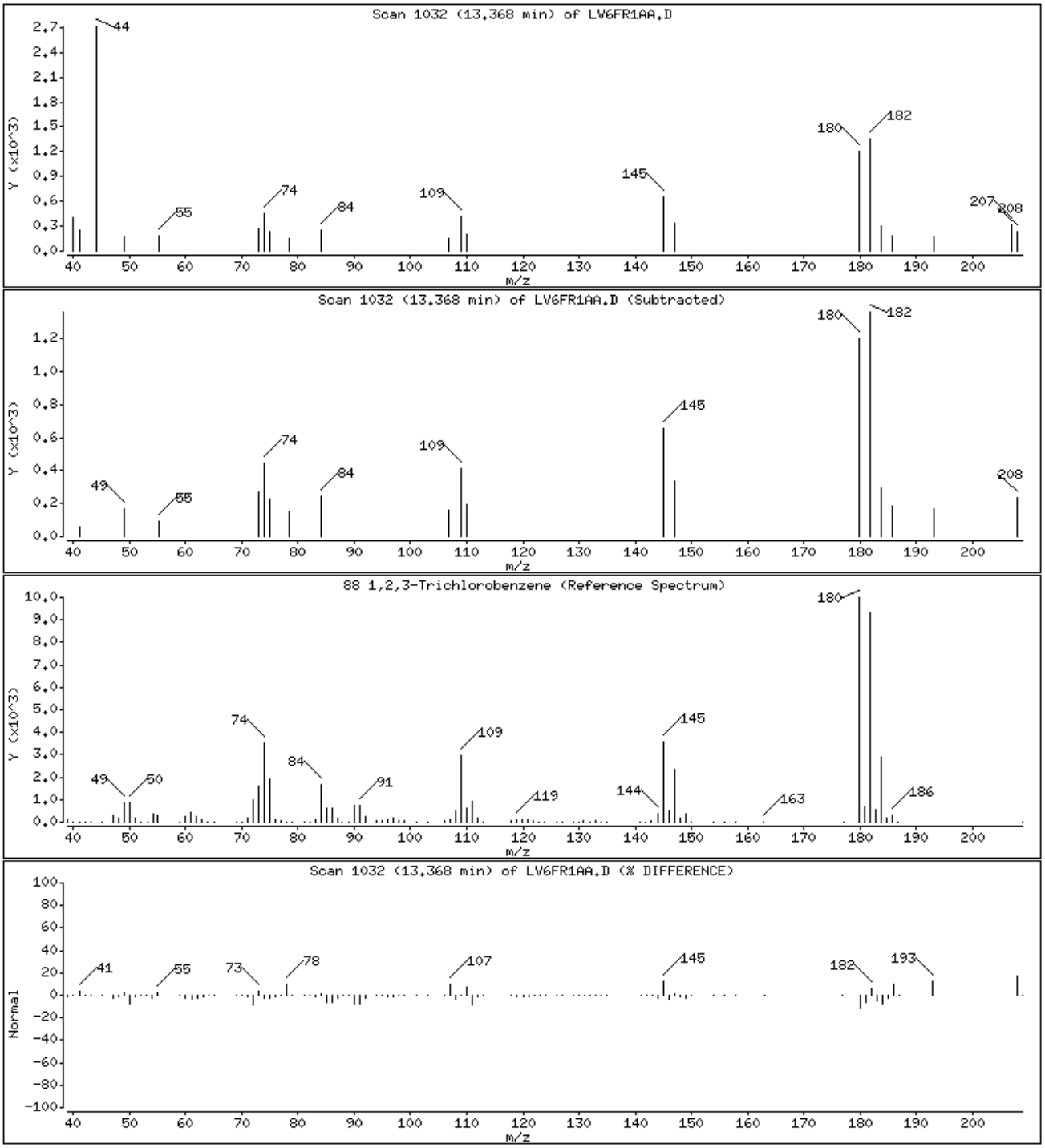

Data File: \\cansvr11\dd\chem\MSV\a3ux14.i\R00226A.b\LV6FR1AA.D

Date : 26-FEB-2010 13:41

Client ID:

Instrument: a3ux14.i

Sample Info: VBLK,5G/5ML

Purge Volume: 5.0

Operator: 2807

Column phase: DB624

Column diameter: 0.18

146 2-Methylnaphthalene

Concentration: 2.426 UG/KG

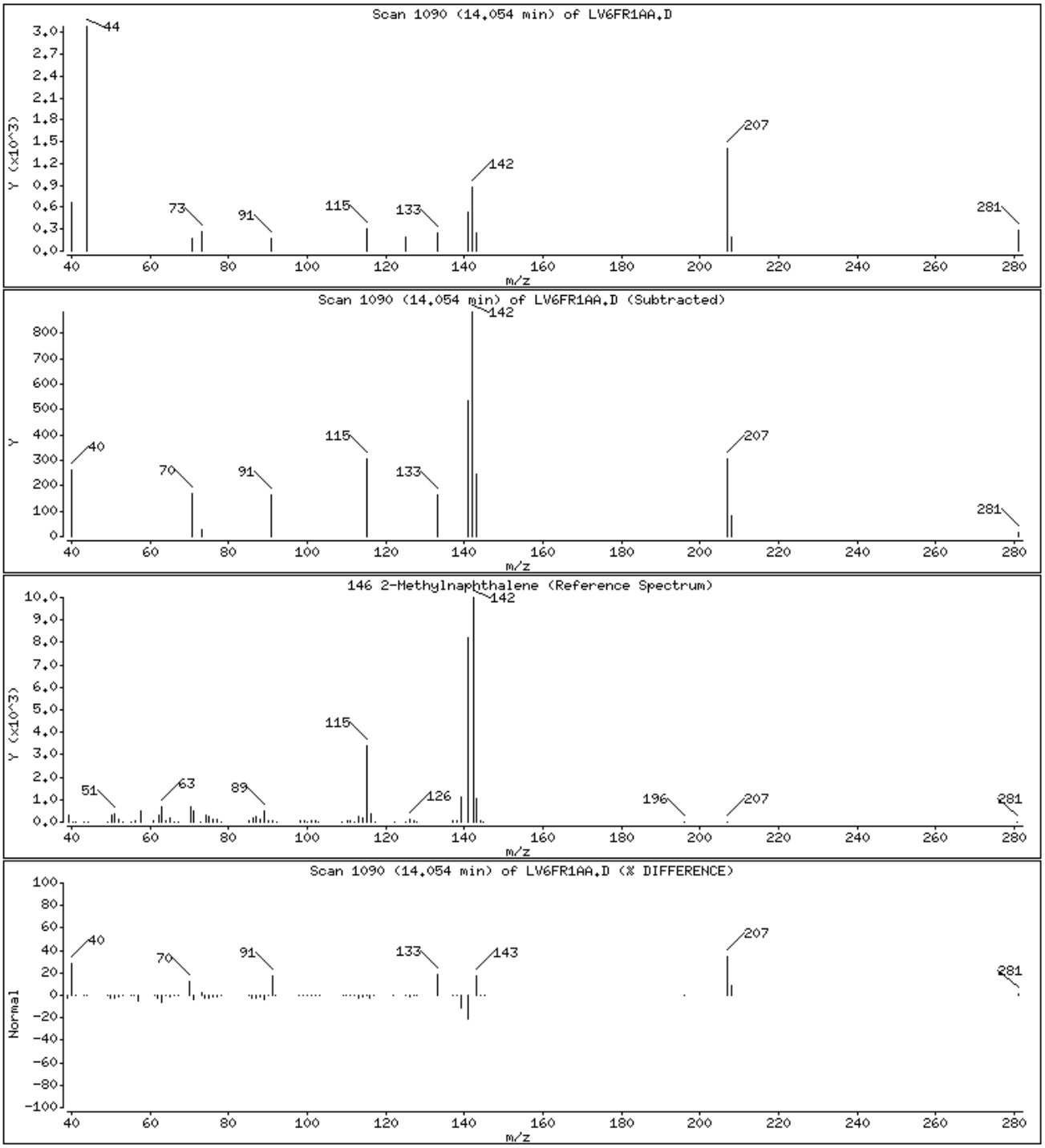

Data File: \\cansvr11\dd\chem\MSV\a3ux14.i\R00226A.b\LV6FR1AA.D

Date : 26-FEB-2010 13:41

Client ID: Instrument: a3ux14.i

Sample Info: VBLK,5G/5ML

Purge Volume: 5.0 Operator: 2807

Column phase: DB624 Column diameter: 0.18

25 Cyclohexanone Concentration: 9.891 UG/KG

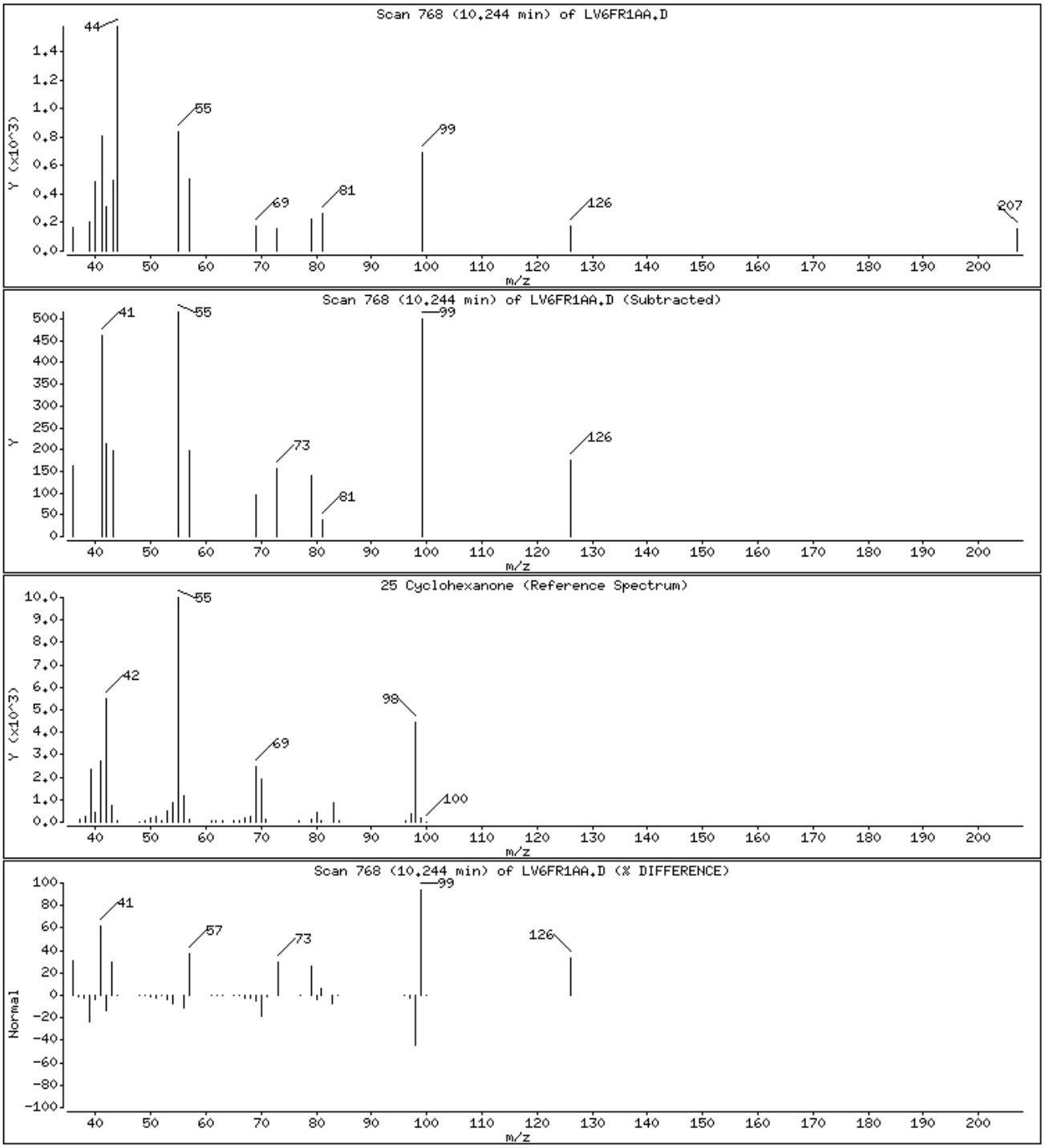

Data File: \\cansvr11\dd\chem\MSV\a3ux14.i\R00226A.b\LV6FR1AA.D

Date : 26-FEB-2010 13:41

Client ID:

Instrument: a3ux14.i

Sample Info: VBLK,5G/5ML

Purge Volume: 5.0

Operator: 2807

Column phase: DB624

Column diameter: 0.18

98 Cyclohexane

Concentration: 0.1739 UG/KG

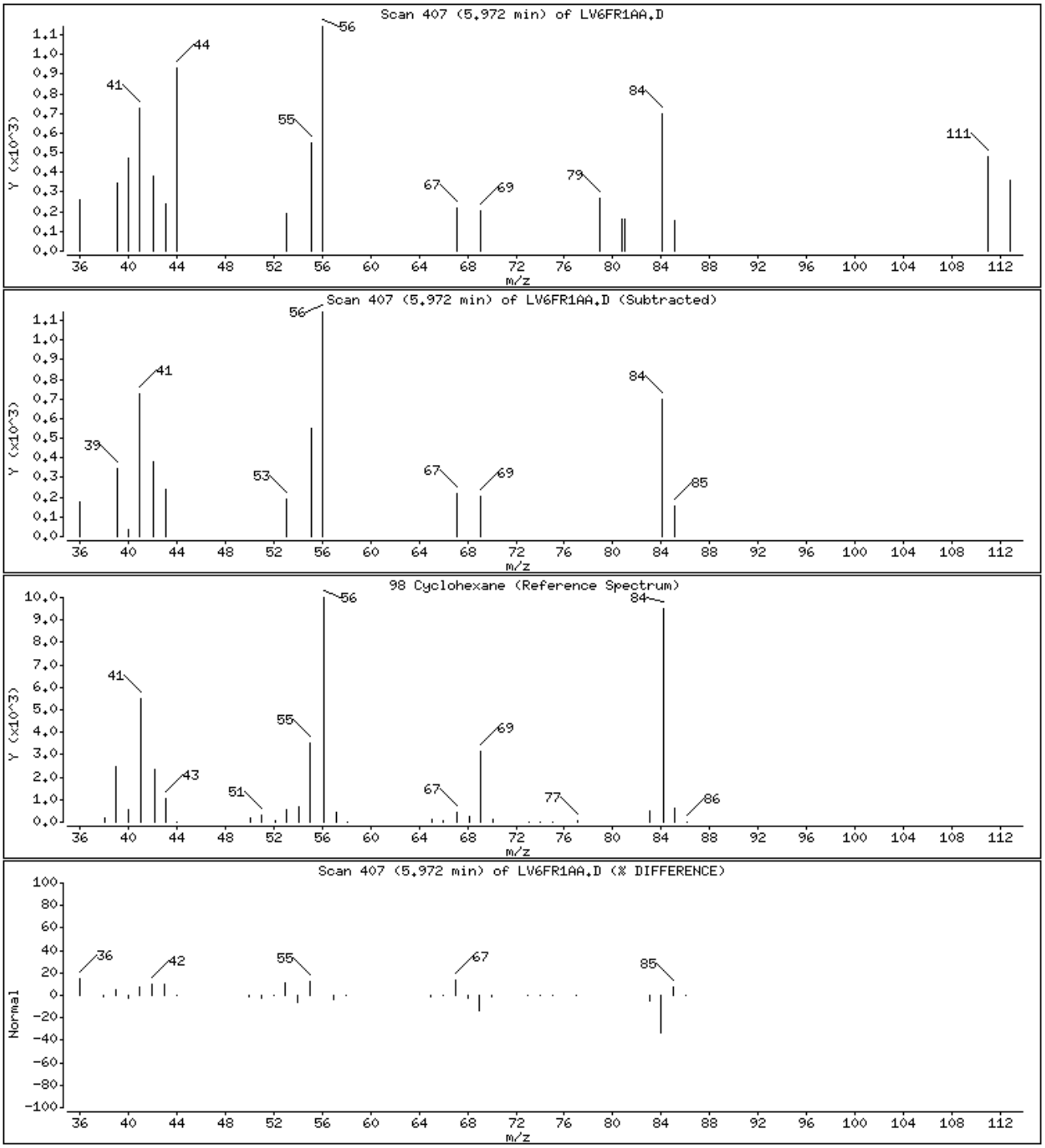

Data File: \\cansvr11\dd\chem\MSV\a3ux14.i\R00226A.b\LV6FR1AA.D

Date : 26-FEB-2010 13:41

Client ID:

Instrument: a3ux14.i

Sample Info: VBLK,5G/5ML

Purge Volume: 5.0

Operator: 2807

Column phase: DB624

Column diameter: 0.18

158 1,2,3-Trimethylbenzene

Concentration: 0.2799 UG/KG

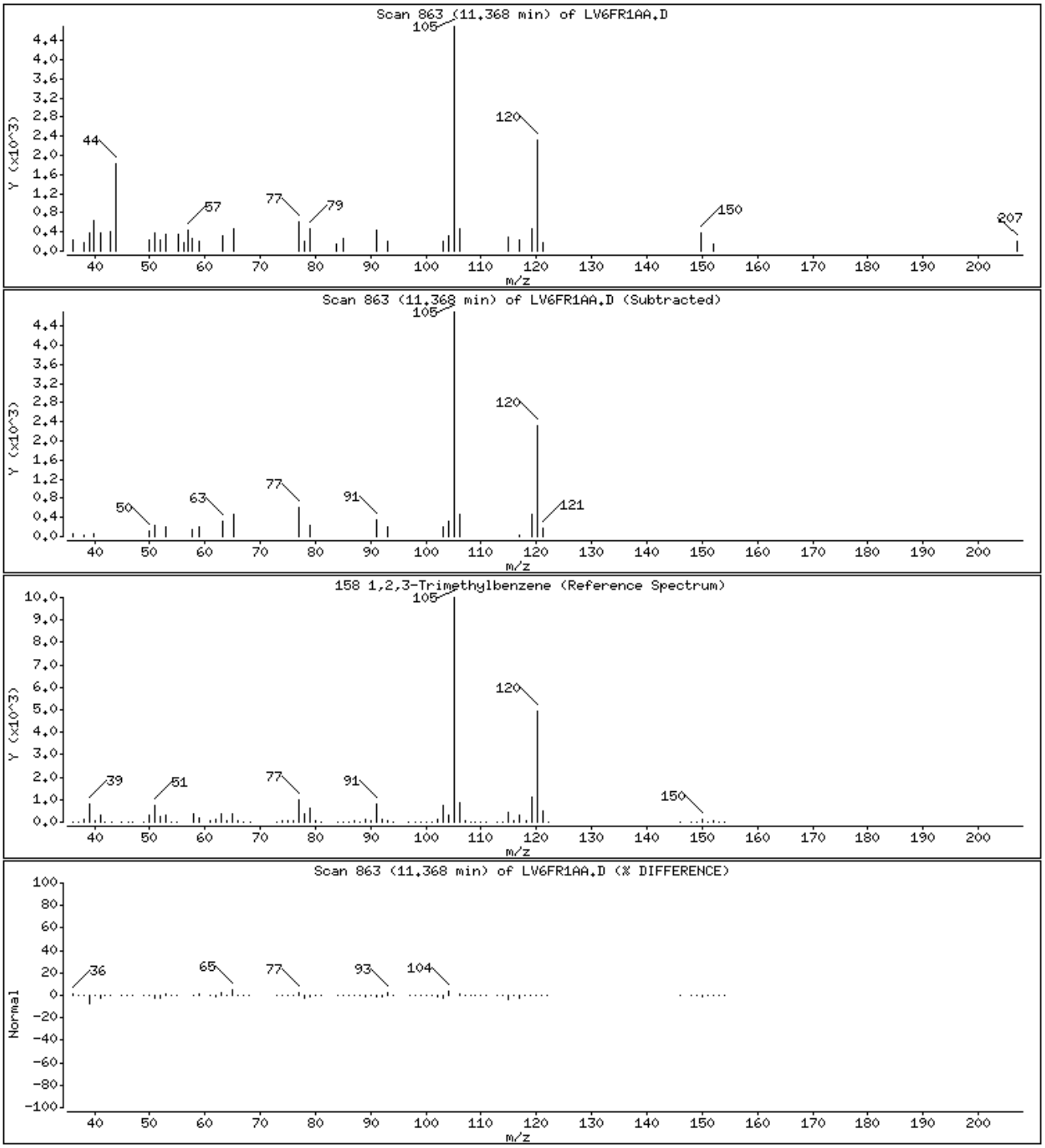

TestAmerica
THE LEADER IN ENVIRONMENTAL TESTING

MISCELLANEOUS DATA

UX14
Batch # _____

TestAmerica-North Canton
GC/MS VOA Run Log

Date: 1-14-10

Method: (8260B) 624

Column	BFB	Analysis	Purge & Trap
Type: DB-624	100 C for 1.5 min	35 C for 4 min	Trap: 10
Length 20 M	to 160 C @ 20 C/min	to 45 C @ 18 C/min	Purge: 11
I.D. 0.18 mm	Hold 0.5 min	to 190 C @ 18 C/min	Desorb: 2 min @210 C
Flow Rate .6 ml/min		to 225 C @ 25 C/min hold 1min	Bake: 6 min @ 225 C
He Press: 1000PSI	IS # V8315	SS # V8316	BFB# V8004 EXP 3/10/10	Heated purge: (Yes) No

Auto num	Sample ID Workorder#	Method	File Name	Amt purged	Std number / Sample prep	Comments	Sample status
—	BFB		BFB14310	50 ng	Direct Inj.	(1000)	OK
1	Blank		147351	5 mL/5 mL			OK
2	8260 STD		147352	1000 ng	V8401, V8399 V8404, V8403		OK
3			147353	500 ng			OK
4			147354	250 ng		R00114	OK
5			147355	100 ng			OK
6			147356	50 ng			OK
7			147357	25 ng			OK
8			147358	10 ng			OK
9			147359	5 ng			OK
10	ICV		147360	5 mL/5 mL	250 ng	(Not needed) V8397 FAS	~~OK~~
11	App IX STD		147361	250 ng	V8402, V8372	R00108-A9	OK
12	Bromomethane STD		147362	1000 ng	V8405		OK
13			147363	500 ng			OK
14			147364	250 ng		R00114-BL	OK
15			147365	100 ng			OK
16			147366	50 ng			OK
17			147367	25 ng			OK
18			147368	10 ng			OK
19			147369	5 ng			OK
20	Check		147370	5 g/5 mL	250 ng	V8397 FAS	OK
21	Check Pt/ICV		147371				OK
22	VBLK		147372				OK
23	MDL 8260 - 0.5 ug/kg		147373	5 g/5 mL		V8401, V8399, V8403	OK
24	- 1 ug/kg		147374				OK
25	- 2.5 ug/kg		147375				OK
~~26~~			~~147376~~				
27			147377				
28			147378				
29			147379	SAM 1-15-10			
30			~~147380~~				
31			147381				
32			147382				

Analyst: SAM

Level 2 review: K Date 1-18

Made pdf: _____

MLS/LLS

UX14 0057117
Batch # 0057113 - WA

TestAmerica-North Canton
GC/MS VOA Run Log

2/26

Date: 2-25-10

MS#: 0057059

Method: 8260B 624

Column	BFB	Analysis	Purge & Trap
Type: DB-624	100 C for 1.5 min	35 C for 4 min	Trap: 10
Length 20 M	to 160 C @ 20 C/min	to 45 C @ 18 C/min	Purge: 11
I.D. 0.18 mm	Hold 0.5 min	to 190 C @ 18 C/min	Desorb: 1 min @210 C
Flow Rate .6 ml/min		to 225 C @ 25 C/min hold 1min	Bake: 6 min @ 225 C
He Press: 2300PSI	IS# V8315 SS# V8316	BFB# V8004 EXP: 3/10/10	Heated purge: Yes No

Auto num	Sample ID Workorder#	Method	File Name	Amt purged	Std number / Sample prep	Comments	Sample status	
—	BFB		BFB14338	50ng	Direct Inj.	1110	OK	
1	Blank		148181	5ml/5ml			OK	
2	8260STD		148182	250ng	V8492, V8488 V8499	R00114/R00114-BR	OK	
3	App IX STD		148183	250ng	V8493, V8498	R00108-A9	OK	
4	QCMRL		148184	5ml/5ml	25ng	V8492, V8488, V8499	OK	
5	cHech LV4QN1AC		148185	5g/5ml	250ng	LV4RM1AC V8484 29.937 FAS	OK	MS#: 0054178
6	cHechDup LV4QN1AD		148186			LV4RM1AD 70.238	OK	
7	QCMDL		148187	5ml/5ml	~~10ng~~ 5ng	V8492, V8488 V8499 Acetone wrong & MeCl2 - ND conc.	OK	
8	VBLK LV4QN1AA		148188	5g/5ml	(ND)	LV4RM1AA	OK	
9	LVOMR1AC	6.65	148189	100ml/5ml	(0055147)	(ND) Prep 2/23 TIC-Butyl Acetate/Heptane 2/26	OK	AOB230409
10	LVVGW2A4	4.47	148190		(0050384)	Prep 2/18 3RD IS only (OH VAP) 3/1	OK	AOB180529
11	MLSCHech	Prep 2/24	148191	100ml/5ml	(0057120)	5g/5ml LV4RQ1AC	OK	
12	MLSCHechDup		148192			LV4RQ1AD	OK	
13	MLSVBLK		148193		(ND)	LV4RQ1AA	OK	
14	LV2AJ1AC	6.45	148194	100ml/5ml		Acetone-2658ng 250ml 3/1		AOB240477
15	LV2AM1AC	6.40	148195			Acetone-2745ng 50ml		
16	LVOMR1AC		148196	6.74g/5ml		Acetone-7332ng 2-Butanone-2348ng IS↓↓ 2/26		AOB230409
17	LVOMT1AC		148197	4.62g/5ml		(poor purge)		
18	LVOMT1AC		148198	6.42g/5ml		IS↓↓ (X2)		
19	LVONC1AC		148199	6.64g/5ml	(ND)	TIC-Butyl Acetate/Heptane IS↓ (X2)	OK	
20	LV2AN1AC		148200	5.68g/5ml	(ND)	TIC-Butyl Acetate/Heptane 3/1	OK	AOB240477
21	LVQVK1AC		148201	5g/5ml		3/9	OK	AOB160474
22	LVQVL1AN		148202				OK	
23	LVQVL1CF	MS	148203		250ng	ND IS↓↓↓ V8484 FAS	OK	
24	LVQVL1CG	MSD	148204				OK	
25	LVTQ41AC		148205			IS↓ SSA 3/10		AOB180429
26	LVTT71AC		148206				OK	
27	LVVFK1AC		148207			3/11	OK	AOB180524
28	LVVF11AN		148208				OK	
29	QCMRL		148209	5ml/5ml	25ng	V8492, V8488, V8499	OK	
30	QCMDL		148210		10ng		OK	
31	Blank		148211				OK	
			SAM 2-26-10					

1478249

Analyst: SAM.
Level 2 review: TB Date 2/26/10

Made pdf: ✓

34

MLS / LLS

UX14 0060098-WA
Batch # 0060096

TestAmerica-North Canton
GC/MS VOA Run Log

3/1

Date: 2-26-10

Method: 8260B 624

Column	BFB	Analysis	Purge & Trap
Type: DB-624	100 C for 1.5 min	35 C for 4 min	Trap: 10
Length 20 M	to 160 C @ 20 C/min	to 45 C @ 18 C/min	Purge: 11
I.D. 0.18 mm	Hold 0.5 min	to 190 C @ 18 C/min	Desorb: 2 min @210 C
Flow Rate .6 ml/min		to 225 C @ 25 C/min hold 1min	Bake: 6 min @ 225 C
He Press: 2200PSI	IS # V8315 SS # V8316	BFB# V8004 Exp: 3/10/10	Heated purge: Yes No

Auto num	Sample ID Workorder#	Method	File Name	Amt purged	Std number / Sample prep	Comments	Sample status	
—	BFB		BFB14339	50ug	Direct Inj.	1048	OK	
1	Blank		148212	5ml/5ml			Ok	
2	8260 STD		148213	250ug	V8492, V8488 V8499	R00114/R00114-BR	Ok	
3	APPIX STD		148214	250ug	V8493, V8498	R00108-A9	OK	
4	QCMRL		148215	5ml/5ml	25ug	V8492 2 out low 1 below 60% V8488, V8499	(R)	
5	CHech LV6FP1AC		148216	5g/5ml	250ug	LV6FR1AC V8503 76.078 FAS	Ok	
6	CHeck LV6FP1AD		148217	↓	↓	LV6FR1AD ↓ 68.2/79	OK	
7	QCMRL		148218	5ml/5ml	25ug	V8505, V8504 3 out High V8499	Ok	
8	VBLK LV6FP1AA		148219	5g/5ml		LV6FR1AA	OK	
9	LV0MT1AC	4.48	148220	100ul/5ml	(0055147)	(ND) Prep 2/23 TIC-Butyl Acetate/ (E.D.) Heptane 2/26	Ok	A0B230409
10	LV2AJ1AC	6.45	148221	50ul/5ml	(0057120)	Prep 2/24 TIC-Butyl Acetate Heptane 3/1	Ok	A0B240477
11	LV2AM1AC	6.40	148222	↓	↓	↓ ↓ ↓	Ok	↓
12	LV05Q1AC		148223	5g/5ml		SS↓ (X2) 3/1	Ok	A0B230476
13	LV05Q1AC	(Dup)	148224	↓		SS↓ (X2) ↓		↓
14	LVTQ41AC		148225	5g/5ml		(E.D.) 3/10	OK	A0B180429
15	LVVF61AN		148226			↓ 3/11	OK	A0B180524
16	LV1EQ1AD		148227			IS↓↓(X2) SS↑↑(X2) 3/3		A0B230510
17	LV1ER1AD		148228			↓	OK	↓
18	LV3JM1AC		148229			(E.D.) 3/4	OK	A0B250453
19	LV3KQ1AC		148230			3/18	OK	A0B250463
20	LV3KR1AN SA 2-26-10		148231				OK	
21	LV3LL1AC		148232			↓	OK	↓
22	LVWW91AC		148233			IS↓ 3/12		A0B190524
23	LVWXC1AN		148234				OK	
24	LVWX11AC		148235			IS↓↓↓		
25	LVWX81AC		148236			IS↓ SS↑		
26	LVWX8	MS	148237		250ug	V8503 FAS		
27	LVWX8	MSD	148238		↓	↓ ↓ ↓		↓
28	LV03V1AC		148239	↓		↓ 3/16	OK	A0B230467
29	QCMRL		148240	5ml/5ml	25ug		OK	
30	QCMDL		148241	↓	10ug		OK	
31	Blank		148242				OK	
32	Blank		148243	↓			OK	
		33	LV1EQ1AD	148244	5g/5ml	IS↓↓(X2) SS↑(X2) 3/3	OK	A0B230510

Analyst: SAM

Level 2 review: TS Date 3/1/10

Made pdf: ✓

35

13/2011

MLS / LLS

UX14
Batch # _____

TestAmerica-North Canton
GC/MS VOA Run Log

Date: 2-26-10

Method: (8260B) 624

Column	BFB	Analysis	Purge & Trap
Type: DB-624	100 C for 1.5 min	35 C for 4 min	Trap: 10
Length 20 M	to 160 C @ 20 C/min	to 45 C @ 18 C/min	Purge: 11
I.D. 0.18 mm	Hold 0.5 min	to 190 C @ 18 C/min	Desorb: 2 min @210 C
Flow Rate .6 ml/min		to 225 C @ 25 C/min hold 1min	Bake: 6 min @ 225 C
He Press: 2200PSI	IS # V8315	SS # V8316 BFB# V8004 Exp: 3/10/10	Heated purge: (Yes) No

Auto num	Sample ID Workorder#	Method	File Name	Amt purged	Std number / Sample prep	Comments	Sample status	
—	BFB		BFB14339	50 ng	Direct Inj.	(1048)	OK	
1	Blank		148212	5 mL/5 mL			Ok	
2	8260 STD		148213	25 ng	V8492, V8488 V8499	R00114/R00114-BR	Ok	
3	APPIX STD		148214	250 ng	V8493, V8498	R00108-AG	Ok	
4	QCMRL		148215	5 mL/5 mL	25 ng	V8492 2 out low 1 below 60% V8488, V8499	(R)	
5	CHeck		148216	5g/5mL	250 ng	V8503 FAS	Ok	
6	CHarlyp		148217				OK	
7	QCMRL		148218	5 mL/5 mL	25 ng	V8503, V8504 3 out High V8499	Ok	
8	MBLa		148219	5g/5mL			OK	
9	LVOMTIAC	4.48	148220	100mL/5mL	(0055947)	(ND) Prep 2/23 TIC-Butyl Acetate/Hexane 2%	Ok	A08230409
10	LV2AJIAC	6.45	148221	50mL/5mL	(0057120)	Prep 2/24 3/1	oh	A08230477
11	LV2AMIAC	6.40	148222			3/1	Ok	
12	LVO5QIAC		148223	5g/5mL		SSV (x2) 3/1	Ok	A08230476
13	LVO5QIAC	(Rep)	148224			SSV (x2)		
14	LVTQ4IAC		148225	5g/5mL				
15	LVVF6IAN		148226					
16	LVIEQIAD		148227					
17	LVIERIAD		148228					
18	LV3JMIAC		148229					
19	LV3KQIAC		148230					
20	LV3KRIAAN	SOT 2-26-10	148231					
21	LV3LLIAC		148232					
22	LVWW9IAC		148233					
23	LVWXCIAN		148234					
24	LVWX1IAC		148235					
25	LVWX8IAC		148236					
26	LVWX8	MS	148237		250 ng	V8503 FAS		
27	LVWX8	MSD	148238					
28	LVO3VIAC		148239					
29	QCMRL		148240	5mL/5mL	25 ng			
30	QCMDL		148241		10 ng			
31	Blank		148242					
32	Blank		148243					

Analyst: SAM
Level 2 review: TS Date 2/26/10

Made pdf: _____

TestAmerica-North Canton Standards Log

			STOCK STD					WORKING STD					
Date	Standard	Manufacturer, Name	Lot #	Ampule id#	Exp.	Conc.	Aliquot	Volume	Conc.	Exp.	Analyst	MeOH lot	#
9-2-09	Supplemental Std.	Supplemental Stock	V7924	—	10/31/09	50ppm	1mL	1mL	50ppm	9-9-09	TJL	—	V7982
9-2-09	8260 Surrogate Std.	8260 Surrogate Stock	V7810	—	10/7/09	50ppm	2mL	2mL	50ppm	9-9-09	TJL	—	V7983
9-2-09	Appendix TA Std.	Ultra Scientific Appendix TA Std. CUS-9262	CD-4149	090427-7	1/31/10	50ppm	1mL	1mL	50ppm	9-9-09	TJL	—	V7984
9-2-09	2-Methylnaphthalene Std.	Ultra Scientific 2-MNP Std. SV-200	CC-1242	090319-13	5/31/10	100ppm	1mL	1mL	100ppm	10-2-09	TJL	—	V7985
9.3.09	1,4 DIOXANE STD.	ULTRA CUS-7814	CE-3536	090609-15	11/30/10	2000ppm	200ul	10ml	50ppm	~~10/3/09~~ 10/7/09	LW	649E42	V7986
⊥	1,4 DIOXANE CK STD.	RESTEK #30287	A0552 84	90430-2	9/12	2500ppm	250ul	10ml	50ppm LW 9.30.09	7/10/8/9 ~~7/30/09~~	LW	⊥	V7987
9-3-9	UX8 IS	100ppm IS STK	V7811 LW 9.3.09	—	2-14-10	100ppm	3mL	3mL	100ppm	10-3-9	TL	—	V7988
9-3-9	UX8 SS	100ppm SS STK	V7741	—	12-12-9	100ppm	3mL	3mL	100ppm	10-3-9	TL	—	V7989
9-3-9	UX12 SS	100ppm SS STK	V7741	—	12-12-9	100ppm	3mL	3mL	100ppm	10-3-9	TL	—	V7990
9309	Encore Surrogate	ULTRA STM-530-1	CE-1901	090726-10	6-30-11	2500ug/ml	1ml	1ml	2500ug/ml	10-3-09	JM	—	V7991
9.309	Encore Fas Spike	FAS Spike Stock	V7926	—	9-18-09	50ppm	3ml	3ml	50ppm	9-10-09	JM	—	V7992
9-4-09	Encore Surrogate	Ultra STM-530-1	CE-1901	090728-7	6-30-11	2500 ppm	1 ml	1 ml	2500 ppm	10-4-09	DE	—	V7993
9-609	Encore Fas Spike	FAS Spike Stock	V7926	—	9-19-09	50ppm	3ml	3ml	50ppm	9-13-09	JM	—	V7994
9-7-9	UX12 IS	100ppm IS STK	V7911	—	2-14-10	100ppm	3mL	3mL	100ppm	10-7-9	TL	—	V7995
9-8-09	8260 Auto IS UX8/UX14	Ultra Scientific 8260 IS CUS-8126	CE-3534	081022-4	11/30/10	25,000ppm	1mL	100mL	250ppm	12-8-09	TJL	649E42	V7996
9-9-09	Auto SS UX14	Ultra Scientific 8260 SS CUS-8125	CE3527	081022-2	11/30/10	25000ppm	1mL	100mL	250ppm	12-9-09	SAM	649E42	V7997
9.9.09	Encore Surrogate	ULTRA STM-530-1	CE-1901	090728-6	6-30-11	2500ug/ml	1ml	1ml	2500ug/ml	10-9-09	JM	—	V7998
9-10-09	FAS Spike Std.	FAS Spike Stock	V7926	—	9/19/09	50ppm	3mL	3mL	50ppm	9-17-09	TJL	—	V7999
9.10.09	PRIMARY STD.	ULTRA SCIENTIFIC CUSTOM STD. CUS-7814	CE-3536	090609-17	11/30/10	50ppm	1ml	1ml	50ppm	9.17.09	LW	—	V8000
|	SUPPLEMENTAL STD.	SUPPLEMENTAL STK.	V7924	—	10/31/09	50ppm	1ml	1ml	50ppm	9.17.09	LW	—	V8001
|	APPENDIX TX STD.	ULTRA SCIENTIFIC APP. TX STD. CUS-9262	CD-4149	090427-8	1/31/10	50ppm	1ml	1ml	50ppm	9.17.09	LW	—	V8002
⊥	C-GAS	ULTRA SCIENTIFIC VOC GAS MIX DWM-544-1	CF-0524	090427-19	2/28/12	2000ppm	250ul	10ml	50ppm	9.17.09	LW	649E42	V8003
9/10/09	BFB Tuning STD.	ULTRA Science 4-BFB STAS-110N LW 9.10.09	CC-1085	090109-1	5/31/10	2000ppm	1.25mL	50mL	50ppm	3/10/10 9-10-09	SAM	649E42	V8004
9-11-09	8260 SS STD	8260 SS STOCK	V7810	—	10/7/09	50PPM	2mL	2mL	50PPM	9-18-09	KR	—	V8005
⊥	PRIMARY STD	ULTRA SCI. CUSTOM STD CUS-7814	CE-3536	090609-18	11/30/10	50PPM	1mL	1mL	50PPM	9-18-09	KR	—	V8006
9-11-09	UX10 SS STOCK	ULTRA SCI. STM 530-1	CE-1901	090728-9	6/30/11	2500PPM	854uL	50mL	42.7PPM	12-11-09	KR	649E42	V8007

TestAmerica-North Canton Standards Log

			STOCK STD						WORKING STD				
Date	Standard	Manufacturer, Name	Lot #	Ampule id#	Exp.	Conc.	Aliquot	Volume	Conc.	Exp.	Analyst	MeOH lot	#
1/4/10	FAS STD	FAS STOCK	V8340	–	1/16/10	50PPM	3mL	3mL	50 PPM	1/11/10	RR	–	V8386
1/5/10	ENCORE FAS SPIKE	FAS STOCK	V8340	–	1/16/10	50PPM	2mL	2mL	50 PPM	1/12/10	TS		V8387
1/5/10	8260 Low Level Std.	Primary Std.	V8381	—	1/6/10	50ppm	50uL	1mL	25ppm	1/6/10	TJL	G50E19	V8388
		Supplemental Std.	V8383	—	1/7/10								V
		C-GAS Std.	V8377	—	1/6/10								V
		8260 Surrogate Std.	V8379	—	1/6/10								V
1/6/10	Primary Std.	Ultra Scientific Custom Std. CUS-7814	CF-3973	090930-19	10/31/11	50ppm	1mL	1mL	50ppm	1/13/10	TJL	—	V8389
	Supplemental Std.	Supplemental Stock	V8382	—	3/28/10							—	V8390
	C-GAS Std.	Ultra Scientific VOC-GAS MIX DWM-544	CF-2961	091009-2	8/31/12	2000ppm	250uL	10mL				G50E19	V8391
	Appendix IX Std.	Ultra Scientific Custom Std. CUS-9262	CD-4149	090728-14	1/31/10	50ppm	1mL	1mL				—	V8392
	8260 SS Stock	Ultra Scientific 8260 Surrogate STD MIX STM-530	CE-1901	091123-14	6/30/11	2500ppm	1mL	5mL		4/6/10		G50E19	V8393
	8260 SS Std.	8260 SS Stock	V8393	—	4/6/10	50ppm	2mL	2mL		1/13/10		—	V8394
1/7/10	ENCORE SURROGATE	ULTRA STM-530-1	CE-1901	091123-15	6/30-11	2500ug/mL	1mL	1mL	2500ug/mL	2-6-10	JMH	—	V8395
1-11-10	FAS Stock Spike	Restek Custom Revised VOA MIX #1 563785	A070716	091015-10	1/10	7500PPM	1mL	50mL	150PPM	1/31/10	SAM	G50E19	V8396
		Restek Custom MIX #2 556005	A070764	091016-5	4/11	2500PPM			50PPM				V
		Restek Custom 2-CLEVE 556006	A065728	090213-8	8/10								V
		Restek Custom Revised Supplemental Spike 563136	A068177	090615-4	6/14								V
		Restek Vinyl Acetate STD. 30216	A064655	091007-10	11/13	2000PPM	1.25mL						V
		Supelco VOA 8260 Ketone MIX 86-1149	LB62111	090720-4	3/11								V
		Supelco VOA Organic Comp. MIX #6 48799-U	LB68777	090720-3	9/10								V
1-11-10	FAS Spike STD	FAS Stock Spike	V8396	—		50PPM	3mL 5mL	1-11-10 3mL	50PPM	1/18/10	SAM	—	V8397
1-11-10	Supplemental Stock	Ultra Scient. CUS-8634	CF-4178	091027-3	2/28/10	5000PPM / 25000PPM	1mL	5mL	100PPM / 500PPM	2-28-10	SAM	G50E19	V8398
		Ultra Scient. CUS-5013	CF-4289	091027-3	2/28/10	2500PPM			50 PPM				V
		Ultra Scient. EPA-1016	CE-1722	090609-9	6/30/11	5000PPM			100 PPM				V
		Restek VOC MIX #1 30006	A062157	090604-4	11/11								V
1-11-10	Supplemental STD.	Supplemental Stock STD	V8398	—	2/28/10	50PPM	1mL	1mL	50PPM	1/18/10	SAM	—	V8399

TestAmerica-North Canton Standards Log

			STOCK STD						WORKING STD				
Date	Standard	Manufacturer, Name	Lot #	Ampule id#	Exp.	Conc.	Aliquot	Volume	Conc.	Exp.	Analyst	MeOH lot	#
12-15-09	encora fas Spike	FAS Spike Stock	V8267	—	12-23-09	50ppm	3ml	3ml	50ppm 12-15-09	12-22-09 ~~12-23-09~~	JPM	—	V8337
12/15/09	FAS STD	FAS STD	V8267	—	12/23/09	↓	↓	↓	↓	↓	JL	—	V8338
↓	Primary STD	Ultra CUS 7814	CF 3973	090930-14	10/31/2011	50ppm	1ml	1ml	50ppm	12/22/09	JL	—	V8339
12-16-09	FAS spike Stock	Restek Custom Revised VOA mix #1 563785	A070716	091015-8	1/10	7500PPM	1mL	50mL	150PPM	1/16/10	SAM	649E42	V8340
		Restek custom mix #2 556005	A065735	090216-8	8/10	2500PPM			50PPM				V
		Restek custom 2-CLEVE 556006	A065728	090213-9	8/10								V
		Restek custom Revised supplemental spk. 563136	A068177	090615-9	6/14								V
		Restek Vinyl Acetate STD. 30216	A058387	081118-9	1/13	2000PPM	1.25mL						V
		Supelco VOA 8260 Ketone mix 86-1149	LB62111	090720-2 -1	3/11								V
		Supelco VOA organic comp. mix #6 48799-4	LB68277	090720-2	9/10								V
12-16-09	FAS spike STD.	FAS spike Stock	V8340	—	1/16/10	50PPM	3mL	3mL	50PPM	12/23/09	SAM	—	V8341
12-17-09	8260 Surrogate Std.	8260 Surrogate Stock	V8115	—	1/8/10	50ppm	2mL	2mL	50ppm	12/24/09	TJL	—	V8342
12-17-09	8260 Low Level Std.	Primary Std.	V8339	—	12/22/09	50ppm	50ml	1mL	2.5ppm	12/21/09	TJL	649E42	V8343
		Supplemental Std.	V8329	—	12/21/09								V
		L-Gas-Std.	V8324	—	12/21/09								V
		Benzyl Chloride Std.	V8336	—	1/14/10								V
		8260 Surrogate Std.	V8342	—	12/24/09								V
12-17-09	SUPPLEMENTAL STD	SUPPLEMENTAL STOCK	V8184	—	1/29/10	50PPM	1mL	1mL	50PPM	12-24-09	RR	—	V8344
↓	PRIMARY STD	ULTRA CUS-7814	CF3973	090930-15	10/31/11	50PPM	1mL	1mL	50PPM	12-24-09	RR	—	V8345
12-18-09	UX10 SS STOCK	ULTRA STM 530-1	CE1901	090930-6	6/30/11	2500PPM	854ml	50mL	42.7PPM	3-18-10	RR	649E42	V8346
12-18-09	UX10 IS	8260 IS STOCK	V8319	—	3/11/10	50PPM	3mL	3mL	50PPM	1-18-10	RR	—	V8347
↓	UX10 SS	UX10 SS STOCK	V8346	—	3/18/10	42.7PPM	3mL	3mL	42.7PPM	1-18-10	RR	—	V8348
12-18-9	100ppm SS STK	ULTRA STM-530 SS	CE1901	090930-5 -7	6-30-11	2500ppm	2mL	50mL	100ppm	6-18-10	TL	649E42	V8349
12-18-9	UX12 SS	100ppm SS STK	V8349	—	6-18-10	100ppm	3mL	3mL	100ppm	1-18-10	TL	—	V8350
12-18-9	UX9 SS	100ppm SS STK	V8349	—	6-18-10	100ppm	3mL	3mL	100ppm	1-18-10	TL	—	V8351
12-18-9	UX9 IS	100ppm IS STK	V8333	—	6-14-10	100ppm	3mL	3mL	100ppm	1-18-10	TL	—	V8352

TestAmerica-North Canton Standards Log

Date	Standard	Manufacturer, Name	STOCK STD Lot #	Ampule id#	Exp.	Conc.	Aliquot	Volume	WORKING STD Conc.	Exp.	Analyst	MeOH lot	#
1/25/10	Encore FAS Spike	FAS Spike Stock	V8396	—	1/31/10	50ppm	3ml	3ml	50ppm	1/31/10	TS	—	V8426
1/25/10	UX15 DS	8260 DS STK	V8412	—	4/19/10	50ppm	3ml	3ml	50ppm	2/25/10	[illegible]	—	V8427
↓	UX15 SS	UX15 SS STK	V8363	—	3/23/10	39.9 ppm	3ml	3ml	39.9 ppm	↓	[illegible]	—	V8428
1-25-10	Encore Surrogate	ULTRA STM-530-1	CE-1901	091123-19	6-30-11	2500ug/ml	1ml	1ml	2500ug/ml	2-24-10	JM	—	V8429
1/26/10	Heptane Stock	Chem Service N Heptane 0733	377-806	—	4/14	neat	0.100g	10ml	10,000 ppm	2/26/10	[illegible]	G50E19	V8430
↓	Heptane STD	Heptane STK	V8430	—	7/26/10	10,000 ppm	50ml	10ml	50ppm	2/26/10	[illegible]	↓	V8431
↓	1-Chlorohexane STD	Ultrasci EPA 1208	CF3197	090909-3	9/30/12	1000ppm	500ml	10ml	50ppm	2/26/10	[illegible]	↓	V8432
1-27-10	Primary STD.	ULTRA SCIENTIFIC CUSTOM STD. CUS-7814	CF3973	091123-2	10/31/11	50ppm	1ml	1ml	50ppm	2/3/10	[illegible]	—	V8433
↓	SUPPLEMENTAL STD.	SUPPLEMENTAL STK.	V8398	—	2/28/10	50ppm	1ml	1ml	50ppm	2/3/10	[illegible]	—	V8434
1-27-10	Primary Stock	Ultra Scientific Custom STD. CUS-10798	CF-4914	090506-4	5/31/11	2500PPM	1ml	50ml	50PPM	4/27/10	SAM	G50E19	V8435
1-27-10	Primary STD.	Primary Stock	V8435	—	4/27/10	50PPM	1ml	1ml	50PPM	2-3-10	SAM	—	V8436
1-27-10	FAS STD	FAS STOCK	V8396	—	1/31/10	50PPM	3ml	3ml	50 PPM	1-31-10	RQ	—	V8437
1-27-10	FAS Stock Spike	Restek custom Revised VOA mix#1 563785	A070716	091015-9	1/10	7500PPM	1ml	50ml	150PPM	1-31-10	SAM	G50E19	V8438
↓	↓	Restek custom mix#2 556005	A065735	090216-7	8/10	2500PPM	↓	↓	50PPM	↓	↓	↓	V ↓
↓	↓	Restek custom 2-CLEVE 556006	A065728	090213-7	8/10	↓	↓	↓	↓	↓	↓	↓	V ↓
↓	↓	Restek custom Revised Supplemental spk. 563136	A068177	090615-2	6/14	↓	↓	↓	↓	↓	↓	↓	V ↓
↓	↓	Restek Vinyl Acetate STD. 30216	A064655	091007-1	11/13	2000PPM	1.25ml	↓	↓	↓	↓	↓	V ↓
↓	↓	Supelco VOA 8260 ketone mix 86-1149	LB62111	090720-12	3/11	↓	↓	↓	↓	↓	↓	↓	V ↓
↓	↓	Supelco VOA organic comp. mix#6 48799-U	LB68277	090720-4	9/10	↓	↓	↓	↓	↓	↓	↓	V ↓
1-27-10	FAS Spike STD	FAS Stock Spike	V8438	—	1/31	50PPM	3ml	3ml	50PPM	1-31-10	↓	—	V8439
1-28-10	UX10 IS	8260 IS STOCK	V8412	—	4/19/10	50PPM	3ML	3ML	50 PPM	2-28-10	RQ	—	V8440
↓	UX10 SS	UX10 SS STOCK	V8346	—	3/18/10	42.7PPM	3ML	3ML	42.7PPM	2-28-10	RQ	—	V8441
1-28-10	UX12 IS	100ppm IS STK	V8333	—	6-14-10	100ppm	7ml	9ml	100ppm	2-28-10	[illegible]	—	V8442
1-28-10	UX12 SS	100ppm SS STK	V8349	—	6-18-10	100ppm	7ml	7ml	100ppm	2-28-10	[illegible]	—	V8443
1-29-10	UX16 IS	8260 IS STK	V8412	—	4/19/10	50ppm	3ml	3ml	50ppm	2/29/10	[illegible]	—	V8444
1-30-10	Encore Surrogate	ULTRA STM-530-1	CE-1901	091123-20	6-30-11	2500ug/ml	1ml	1ml	2500ug/ml	2-28-10	JM	—	V8445

TestAmerica-North Canton Standards Log

			STOCK STD						WORKING STD				
Date	Standard	Manufacturer, Name	Lot #	Ampule id#	Exp.	Conc.	Aliquot	Volume	Conc.	Exp.	Analyst	MeOH lot	#
1.30.10	encore fas Spike	FAS Spike Stock STD	VE438	—	1.31.10	50ppm	3ml	3ml	50ppm	1.31.10	JM	—	V8446
2.1.10	UX16 SS STK	ULTRA STM-530-1	CE-1901	091123-2	6/30/11	2500ppm	840ml	50ml	42.1ppm	5/1/10	cw	G50E19	V8447
↓	UX16 SS	UX16 SS STK	V8447	—	5/1/10	42.1ppm	3ml	3ml	42.1ppm	3/1/10	cw	—	V8448
2/1/10	Cgas	Ultra Bum 5441	CE 2961	091005T	5/31/2012	2000ppm	250µl	10ml	50ppm	2/8/10	JM	G50E19	V 8449 ✓
↓	Acq STD	Ultra CUS-4262	CD-4144	090728	12/31/2010	50ppm	1ml	1ml	50ppm	2/8/10	JM	—	V 8450
													V
													V
													V
													V
													V
													V
													V
													V
													V
													V
													V
													V
													V
													V
													V
													V
													V
													V
													V
													V
													V
													V
													V

TestAmerica-North Canton Standards Log

			STOCK STD					WORKING STD					
Date	Standard	Manufacturer, Name	Lot #	Ampule id#	Exp.	Conc.	Aliquot	Volume	Conc.	Exp.	Analyst	MeOH lot	#
1-11-10	Encore FAS Spike	FAS Stock Spike	V8396	—	1/31/10	50ppm	3mL	3mL	50ppm	1-18-10	TJL	—	V8400
1-13-10	PRIMARY STD	ULTRA CUS-7814	CF-3473	091123-1	6/30/11	50PPM	1mL	1mL	50PPM	1-20-10	RD	—	V8401
1-14-10	APPIX STD	ULTRA SCIENC. CUS-9262	CD-4149	090728-15	1/31/10	50PPM	1mL	1mL	50PPM	1-21-10	SAM	—	V8402
1-14-10	C-gas STD.	ULTRA SCIENC VOC GAS. MIX DWM-544	CF-2961	091009-3	8/31/12	2000PPM	250uL	10mL	50PPM	1-21-10	SAM	G50E19	V8403
1-14-10	8260 SS STD	8260 SS Stock	V8393	—	4/6/10	50PPM	2mL	2mL	50PPM	1-21-10	SAM	—	V8404
1-14-10	Bromomethane STD	ULTRA SCIENC HC-030-1 Bromomethane 50/N.	CC-3383A	100114-1	1/31/13	100ug/mL	1mL	2mL	50PPM	1-21-10	SAM	G50E19	V8405
1-14-10	UX12 IS	100ppm IS STK	V8393	—	6-14-10	100ppm	3mL	3mL	100ppm	2-14-10	TC	—	V8406
1/14/10	ENCORE SURROGATE	ULTRA STM-530-1	CE-1901	091123-16	6/30/11	2500ug/ml	1ml	1ml	2500ug/ml	2-13-10	JM	—	V8407
1-15-10	UX16 SS	UX16 SS STK.	V8178	—	1/29/10	42.1ppm	3mL	3mL	42.1ppm	1/29/10	MW	—	V8408
1-18-10	UX9 IS	100ppm IS STK	V8393	—	6-14-10	100ppm	3mL	3mL	100ppm	2-18-10	TC	—	V8409
〃	UX9 SS	100ppm SS STK	V8349	—	6-18-10	100ppm	3mL	3mL	100ppm	2-18-10	TC	—	V8410
1-18-10	2-METHYLNAPHTHALENE	ULTRA SV-200 2-MNP	CC1242	090219-4	5-31-10	100ppm	1mL	1mL	100ppm	2-18-10	TC	—	V8411
1/19/10	8260 B3 STK	Ultra STM 520-1	CD-3947	090427-15	12/31/2010	2500	1mL	50mL	50ppm	4/19/10	JL	G50E19	V8412
〃	8260 B3	8260 B3 STD	V8412	—	2/19/10	50ppm	3mL	3mL	50ppm	2/19/10	JL	—	V8413
〃	UX11 SS	UX11 SS STK	V8224	—	2/5/10	70ppm	3mL	3mL	70ppm	2/19/10	JL	—	V8414
〃	FAS STD	FAS STK	V8396	—	1/31/10	50ppm	3mL	3mL	50ppm	1/20/10	JL	—	V8415
〃	Supplemental STD	Suppl. STK	V8348	—	2/28/10	50ppm	1mL	1mL	50ppm	1/20/10	JL	—	V8416
1/19/10	UX10 IS	8260 IS Stock	V8412	—	4/19/10	50PPM	3mL	3mL	50PPM	~~2/19/10~~ 1-19-10	RD	—	V8417
〃	UX10 SS	UX10 SS STOCK	V8346	—	2/18/10	42.7PPM	3mL	3mL	42.7PPM	2/19/10	RD	—	V8418
1-20-10	ENCORE FAS Spike	FAS Spike Stock	V8396	—	1-31-10	50ppm	3ml	3ml	50ppm	~~1-31-10~~ 1-27-10 1ml	JM	—	V8419
1-20-10	Primary Std.	ULTRA Prior C-1-11 Custom Std. CUS-7814	CF-3473	091123-1	12/31/11	50ppm	1mL	1mL	50ppm	1-27-10	TJL	—	V8420
1-20-10	ENCORE SURROGATE	ULTRA STM-530-1	CE-1901	091123-17	6/30/11	2500ug/ml	1ml	1ml	2500ug/ml	2-19-10	JM	—	V8421
1-21-10	8260 SS	8260 SS STK	V8393	—	4-6-10	100ppm	2mL	2mL	100ppm	1-28-10	TC	—	V8422
1/22/10	A4 STD	Ultra CUS 9262	CD-4149	090708-16	1/31/2010	50ppm	1mL	1mL	50ppm	1/29/10	JL	—	V8423
〃	C-gas	Ultra Dwm-544-1	CF 2961	091009-4	1/20/12	2000ppm	250uL	10mL	50ppm	1/29/10	JL	G50E19	V8424
1-22-10	ENCORE SURROGATE	ULTRA STM-530-1	CE-1901	091123-16	6-30-11	2500ug/ml	1ml	1ml	2500ug/ml	2-21-10	JM	—	V8425

ULTRA SCIENTIFIC
Analytical Solutions

Certificate of Analysis

1/9/09

4-Bromofluorobenzene Solution

Product STS-110N **Page:** 1 of 1
Lot Number: CC-1085 **Lot Issue Date:** Apr-2006 **Expiration Date:** May-2010

This Certified Reference Material (CRM) was manufactured and verified in accordance with ULTRA's ISO 9001:2000 registered quality system, and the analyte concentrations were verified by our ISO 17025 accredited laboratory. The true value and uncertainty value at the 95% confidence level for each analyte, determined gravimetrically, is listed below.

Analyte	CAS#	Analyte Lot	True Value
4-bromofluorobenzene	000460-00-4	45132	2005 ± 10 µg/mL

Matrix: methanol (methyl alcohol)

Balances used in the manufacture of this standard are calibrated with weights traceable to NIST in compliance with ANSI/NCSL Z-540-1 and ISO 9001.

ACCREDITED
ISO 17025:2005 Accredited A2LA Cert. No. 0851.01
ISO 9001:2000 Registered TUV USA, Inc. Cert. No. 06-1004

250 Smith Street, North Kingstown, RI 02852 USA
401-294-9400 Fax: 401-295-2330
www.ultrasci.com

See Reverse For Additional Information

William J. Leary
Quality Assurance Manager

Certificate of Analysis

7/20/09 TS

DESCRIPTION: 8260 Ketones Mix

CATALOG NO.: 861149 MFG DATE: Oct-2008

LOT NO.: LB62111 EXPIRATION DATE: Mar-2011

SOLVENT: METHANOL:WATER (30:70)

ANALYTE (1)	CAS NUMBER	PERCENT PURITY(2)	WEIGHT(3) CONCENTRATION	ANALYTICAL(4) CONCENTRATION	STD DEV	SUPELCO LOT NO
ACETONE	67-64-1	99.9	2000	2000	+/- 13.4	LB54838
CYCLOHEXANONE	108-94-1	99.7	20000	20896	+/- 298.6	LB52362
2-BUTANONE	78-93-3	99.9	2001	2016	+/- 16.3	LB38154
2-HEXANONE	591-78-6	99.9	2001	2027	+/- 22.7	LB48429
4-METHYL-2-PENTANONE	108-10-1	99.9	2000	2000	+/- 18.4	LB25803

(1) Listed in alphabetical order.

(2) Determined by capillary GC-FID, unless otherwise noted.

(3) NIST traceable weights are used to verify balance calibration with the preparation of each lot. Concentration of analyte in solution is ug/ml +/- 0.5%, uncertainty based upon balance and Class A volumetric glassware. Weights are corrected for analytes less than 98% pure.

(4) Determined by chromatographic analysis against an independently prepared reference lot. Mean of replicate injections.

Elwood Doughty
Quality Control Supervisor

Supelco warrants that its products conform to the information contained in this publication. Purchaser must determine the suitability of the product for its particular use. Please see the latest catalog or order invoice and packing slip for additional terms and conditions of sale.

SUPELCO® Analytical
595 North Harrison Road
Bellefonte, PA 16823-0048 USA
Phone (814) 359-3441

Certificate of Analysis

7/20/09 TB

DESCRIPTION: Volatile Organic Compounds Mix 6

CATALOG NO.: 48799-U MFG DATE: Jun-2009

LOT NO.: LB68277 EXPIRATION DATE: Sep-2010

SOLVENT: METHANOL

ANALYTE (1)	CAS NUMBER	PERCENT PURITY(2)	WEIGHT(3) CONCENTRATION	ANALYTICAL(4) CONCENTRATION		STD DEV	SUPELCO LOT NO
BROMOMETHANE	74-83-9	99.9 (a)	2000	2000	+/-	39.7	LB22203
CHLOROETHANE	75-00-3	99.9 (a)	2000	2056	+/-	24.5	LB55667
CHLOROMETHANE	74-87-3	99.9 (a)	2000	2062	+/-	32.6	LB64986
DICHLORODIFLUOROMETHANE	75-71-8	99.9 (a)	2000	2043	+/-	43.2	LB24923
TRICHLOROFLUOROMETHANE	75-69-4	99.9 (a)	2000	2061	+/-	27.1	LA91320
VINYL CHLORIDE	75-01-4	99.9 (a)	2000	2006	+/-	24.9	LB66643

(1) Listed in alphabetical order.

(2) Determined by capillary GC-FID, unless otherwise noted.
a) GC; detector HALL

(3) NIST traceable weights are used to verify balance calibration with the preparation of each lot. Concentration of analyte in solution is ug/ml +/- 0.5%, uncertainty based upon balance and Class A volumetric glassware. Weights are corrected for analytes less than 98% pure.

(4) Determined by chromatographic analysis against an independently prepared reference lot. Mean of replicate injections.

Elwood Doughty
Quality Control Supervisor

Supelco warrants that its products conform to the information contained in this publication. Purchaser must determine the suitability of the product for its particular use. Please see the latest catalog or order invoice and packing slip for additional terms and conditions of sale.

SUPELCO® Analytical
595 North Harrison Road
Bellefonte, PA 16823-0048 USA
Phone (814) 359-3441

6/15/09
TS

Gravimetric Certificate

110 Benner Circle
Bellefonte, PA 16823-8812
Tel: (800)356-1688
Fax: (814)353-1309

FOR LABORATORY USE ONLY-READ MSDS PRIOR TO USE.

Catalog No.: 563136 **Lot No.:** A068177
Description: Custom Revised Supplemental Spike Mix
Expiration Date [1]**:** June 2014 **Storage:** Freezer

Component #	Compound	CAS #	Percent Purity [2]	Concentration [3] (weight/volume)	Percent Uncertainty [4]
1	1,1,1,2-Tetrachloroethane	630-20-6	99%	2,500.000 ug/ml	+/-0.59 %
2	1,1-Dichloropropene	563-58-6	99%	2,500.000 ug/ml	+/-0.59 %
3	1,2,3-Trichlorobenzene	87-61-6	99%	2,500.000 ug/ml	+/-0.59 %
4	1,2,3-Trichloropropane	96-18-4	99%	2,500.000 ug/ml	+/-0.59 %
5	1,2,3-Trimethylbenzene	526-73-8	97%	2,499.884 ug/ml	+/-0.59 %
6	1,2,4-Trimethylbenzene	95-63-6	98%	2,500.960 ug/ml	+/-0.59 %
7	1,3,5-Trimethylbenzene	108-67-8	99%	2,500.000 ug/ml	+/-0.59 %
8	1,3-Dichloropropane	142-28-9	99%	2,500.000 ug/ml	+/-0.59 %
9	2,2-Dichloropropane	594-20-7	99%	2,500.000 ug/ml	+/-0.59 %
10	2-Chlorotoluene	95-49-8	99%	2,500.000 ug/ml	+/-0.59 %
11	4-Chlorotoluene	106-43-4	99%	2,500.000 ug/ml	+/-0.59 %
12	4-Isopropyltoluene (p-Cymene)	99-87-6	99%	2,500.000 ug/ml	+/-0.59 %
13	Bromobenzene	108-86-1	99%	2,500.000 ug/ml	+/-0.59 %
14	Bromochloromethane	74-97-5	99%	2,500.000 ug/ml	+/-0.59 %
15	Dibromomethane	74-95-3	98%	2,499.784 ug/ml	+/-0.59 %
16	Diethyl ether (ethyl ether)	60-29-7	97%	2,499.884 ug/ml	+/-0.59 %
17	Diisopropyl ether (DIPE)	108-20-3	99%	2,500.000 ug/ml	+/-0.59 %
18	Hexachlorobutadiene	87-68-3	98%	2,499.784 ug/ml	+/-0.59 %
19	Iodomethane (methyl iodide)	74-88-4	94%	2,500.024 ug/ml	+/-0.59 %
20	Isobutanol (2-Methyl-1-propanol)	78-83-1	99%	125,000.000 ug/ml	+/-0.59 %
21	n-Butylbenzene	104-51-8	99%	2,500.000 ug/ml	+/-0.59 %
22	n-Propylbenzene	103-65-1	99%	2,500.000 ug/ml	+/-0.59 %
23	Naphthalene	91-20-3	99%	2,500.000 ug/ml	+/-0.59 %
24	sec-Butylbenzene	135-98-8	99%	2,500.000 ug/ml	+/-0.59 %
25	tert-Butanol (TBA)	75-65-0	99%	50,000.000 ug/ml	+/-0.59 %
26	tert-Butylbenzene	98-06-6	99%	2,500.000 ug/ml	+/-0.59 %
27	Tetrahydrofuran	109-99-9	97%	2,499.496 ug/ml	+/-0.59 %
28	trans-1,4-dichloro-2-butene	110-57-6	97%	5,000.156 ug/ml	+/-0.59 %
Solvent:	P&T Methanol	67-56-1	99%		

2/13/09
TS

Gravimetric Certificate

110 Benner Circle
Bellefonte, PA 16823-8812
Tel: (800)356-1688
Fax: (814)353-1309

FOR LABORATORY USE ONLY-READ MSDS PRIOR TO USE.

Catalog No.: 556006 Lot No.: A065728
Description: Custom 2-CEVE Standard
Expiration Date [1]: August 2010 Storage: Freezer

Component #	Compound	CAS #	Percent Purity [2]	Concentration [3] (weight/volume)	Percent Uncertainty [4]
1	2-Chloroethyl vinyl ether	110-75-8	98%	2,500.960 ug/ml	+/-0.12 %
Solvent:	P&T Methanol	67-56-1	99%		

Michael J Mayer **Date Mixed:** 02/11/2009 **Balance:** 1128353505

Manufactured under Restek's ISO 9001-2000 Registered Quality System Certificate #FMB0397

1 Expiration date of the unopened ampule stored at recommended temperature.
2 Purity was determined by one or more of the following techniques: GC/FID, HPLC, GC/ECD, GC/MS. Value rounded to the nearest whole number. In addition to detectors listed above, chemical identity and purity are confirmed using one or more of the following: MS, DSC, solid probe MS, GC/FPD, GC/NPD, GC/TC, FTIR, melting point, refractive index, and Karl Fisher. See data pack or contact Restek for further details.
3 Based upon gravimetric preparation with balance calibration verified using NIST traceable weights (seven mass levels).
4 Percent uncertainty based upon balance AND ASTM Class A volumetric glassware accuracy.

Tech Tip:

Degradation of tetrachloroethylene to pentachloroethane may occur if solutions containing 2-chloroethyl vinyl ether are combined with solutions that contain tetrachloroethylene.

10/16/09
TS

Gravimetric Certificate

110 Benner Circle
Bellefonte, PA 16823-8812
Tel: (800)356-1688
Fax: (814)353-1309

FOR LABORATORY USE ONLY-READ MSDS PRIOR TO USE.

Catalog No.: 556005 Lot No.: A070764
Description: Custom Volatiles Mix 2
Expiration Date[1]: April 2011 Storage: Freezer

Component #	Compound	CAS #	Percent Purity [2]	Concentration [3] (weight/volume)	[4]
1	1,1,1-trichloroethane	71-55-6	99%	2,500.000 ug/ml	+/-0.71 %
2	1,1,2,2-Tetrachloroethane	79-34-5	99%	2,500.000 ug/ml	+/-0.71 %
3	1,1,2-Trichloroethane	79-00-5	99%	2,500.000 ug/ml	+/-0.71 %
4	1,1,2-Trichlorotrifluoroethane	76-13-1	97%	2,497.750 ug/ml	+/-0.59 %
5	1,1-Dichloroethane	75-34-3	99%	2,500.000 ug/ml	+/-0.71 %
6	1,1-dichloroethene	75-35-4	99%	2,500.000 ug/ml	+/-0.71 %
7	1,2,4-Trichlorobenzene	120-82-1	97%	2,500.175 ug/ml	+/-0.59 %
8	1,2-Dibromo-3-chloropropane	96-12-8	99%	2,500.000 ug/ml	+/-0.59 %
9	1,2-Dibromoethane (EDB)	106-93-4	99%	2,500.000 ug/ml	+/-0.59 %
10	1,2-Dichlorobenzene	95-50-1	99%	2,500.000 ug/ml	+/-0.71 %
11	1,2-Dichloroethane	107-06-2	99%	2,500.000 ug/ml	+/-0.71 %
12	1,2-Dichloropropane	78-87-5	99%	2,500.000 ug/ml	+/-0.71 %
13	1,3-Dichlorobenzene	541-73-1	99%	2,500.000 ug/ml	+/-0.71 %
14	1,4-Dichlorobenzene	106-46-7	99%	2,500.000 ug/ml	+/-0.71 %
15	Benzene	71-43-2	99%	2,500.000 ug/ml	+/-0.59 %
16	bromodichloromethane	75-27-4	99%	2,500.000 ug/ml	+/-0.71 %
17	bromoform	75-25-2	99%	2,500.000 ug/ml	+/-0.71 %
18	Carbon disulfide	75-15-0	99%	2,500.000 ug/ml	+/-0.59 %
19	carbon tetrachloride	56-23-5	99%	2,500.000 ug/ml	+/-0.71 %
20	Chlorobenzene	108-90-7	99%	2,500.000 ug/ml	+/-0.71 %
21	chloroform	67-66-3	99%	2,500.000 ug/ml	+/-0.71 %
22	cis-1,2-Dichloroethene	156-59-2	99%	2,500.000 ug/ml	+/-0.59 %
23	cis-1,3-Dichloropropene	10061-01-5	99%	2,500.000 ug/ml	+/-0.71 %
24	Cyclohexane	110-82-7	99%	2,500.000 ug/ml	+/-0.59 %
25	dibromochloromethane	124-48-1	99%	2,500.000 ug/ml	+/-0.71 %
26	Ethylbenzene	100-41-4	99%	2,500.000 ug/ml	+/-0.59 %
27	Isopropylbenzene (cumene)	98-82-8	99%	2,500.000 ug/ml	+/-0.59 %
28	m-Xylene	108-38-3	99%	2,500.000 ug/ml	+/-0.59 %
29	Methyl acetate	79-20-9	99%	2,500.000 ug/ml	+/-0.59 %
30	Methyl-tert-butyl ether (MTBE)	1634-04-4	99%	2,500.000 ug/ml	+/-0.59 %
31	Methylcyclohexane	108-87-2	97%	2,500.175 ug/ml	+/-0.59 %
32	Methylene chloride (dichloromethane)	75-09-2	99%	2,500.000 ug/ml	+/-0.71 %
33	n-Hexane (C6)	110-54-3	99%	2,500.000 ug/ml	+/-0.59 %
34	o-Xylene	95-47-6	99%	2,500.000 ug/ml	+/-0.59 %
35	p-Xylene	106-42-3	99%	2,500.000 ug/ml	+/-0.59 %
36	Styrene	100-42-5	99%	2,500.000 ug/ml	+/-0.59 %
37	Tetrachloroethene	127-18-4	99%	2,500.000 ug/ml	+/-0.71 %
38	Toluene	108-88-3	99%	2,500.000 ug/ml	+/-0.59 %
39	trans-1,2-Dichloroethene	156-60-5	99%	2,500.000 ug/ml	+/-0.71 %
40	trans-1,3-Dichloropropene	10061-02-6	99%	2,500.000 ug/ml	+/-0.71 %
41	Trichloroethene	79-01-6	99%	2,500.000 ug/ml	+/-0.71 %

Received 10/15/09

Gravimetric Certificate

110 Benner Circle
Bellefonte, PA 16823-8812
Tel: (800)356-1688
Fax: (814)353-1309

FOR LABORATORY USE ONLY-READ MSDS PRIOR TO USE.

Catalog No.: 563785 **Lot No.:** A070716
Description: Custom Revised Volatiles Mix 1
Expiration Date[1]**:** January 2010 **Storage:** Freezer

Component #	Compound	CAS #	Percent Purity [2]	Concentration [3] (weight/volume)	[4]
1	Acetonitrile	75-05-8	99%	7,500.000 ug/ml	+/-0.93 %
2	Acrolein	107-02-8	95%	7,500.250 ug/ml	+/-0.93 %
3	Acrylonitrile	107-13-1	99%	7,500.000 ug/ml	+/-0.93 %
Solvent:	P&T Methanol	67-56-1	99%		

F. Joseph Tallon - Mix Technician **Date Mixed:** 10/12/2009 **Balance:** 1121472889

Manufactured under Restek's ISO 9001-2000 Registered Quality System Certificate #FMB0397

1 Expiration date of the unopened ampule stored at recommended temperature.
2A Purity was determined by one or more of the following techniques: GC/FID, HPLC, GC/ECD, GC/MS. Value rounded to the nearest whole number. In addition to detectors listed above, chemical identity and purity are confirmed using one or more of the following: MS, DSC, solid probe MS, GC/FPD, GC/NPD, GC/TC, FTIR, melting point, refractive index, and Karl Fisher. See data pack or contact Restek for further details.
2B Compounds with a listed purity of less than 99% have been weight corrected to compensate for impurities.
2C Compounds with a listed purity of less than 99% may be salts, derivatives, or hydrates. The listed purity is actually a correction factor that was used to calculate the amount of compound necessary to achieve the desired concentration of the parent compound.
2D Purity of isomeric compounds is reported as the sum of the isomers. Value is rounded to the nearest whole number after summation.
3 Based upon gravimetric preparation with balance calibration verified using NIST traceable weights (seven mass levels).
4 Uncertainties determined using repeatability and reproducibility data for balances and glassware from measurement systems analysis methodology, balance and glassware tolerances, raw material purity, and, where applicable, eccentricity and linearity values from an accredited calibration laboratory.

10/7/09
TS

Certificate of Analysis

110 Benner Circle
Bellefonte, PA 16823-8812
Tel: (800)356-1688
Fax: (814)353-1309

FOR LABORATORY USE ONLY-READ MSDS PRIOR TO USE.

Catalog No. : 30216 Lot No.: A064655
Description : Vinyl Acetate Standard
Expiration Date[1]: November 2013 Storage: Freezer

Elution Order	Compound	CAS #	Percent Purity [2]	Concentration [3] (weight/volume)	Percent Uncertainty [4]
1	Vinyl acetate	108-05-4	98%	2,000.082 ug/ml	+/-0.03 %
Solvent:	P&T Methanol	67-56-1	99%		

Column: 105m x .53mm x 3.0um Rtx-502.2 (cat.#10910)
Carrier Gas: hydrogen @ 40 cm/sec.
Temp. Program: 40°C (hold 2 min.) to 200°C @ 8°C/min.
Inj. Temp: 200°C
Det. Temp: 250°C
Det. Type: FID

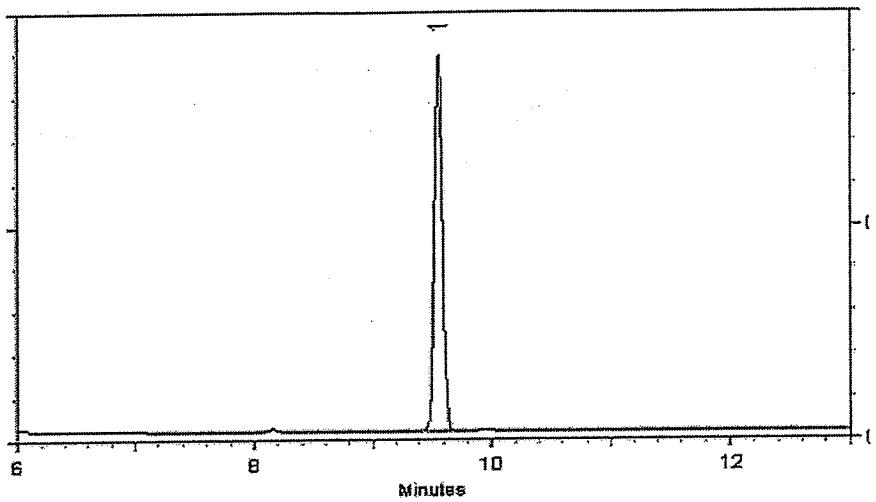

Balance: 1127510105

1 Expiration date of the unopened ampul stored at recommended temperature.
2 Purity was determined by one or more of the following techniques: GC/FID, HPLC, GC/ECD, GC/MS. Value rounded to the nearest LOWER whole percentage. In addtion to detectors listed above, chemical identity and purity are confirmed using 1 or more of the following: MS, DSC, solid probe MS, GC/FPD, GC/NPD, GC/TC, FTIR, melting point, refractive index, and Karl Fisher. See data pack or contact Restek for further details.
3 Based upon gravimetric preperation with balance calibration verified using NIST traceable weights (seven mass levels).
4 Percent Uncertainty based upon balance AND ASTM Class A volumetric glassware accuracy.

Manufactured under Restek's ISO 9001:2000 Registered Quality System Certificate #FM80397

Tech Tip:

Vinyl acetate is a volatile organic ester included in the target lists of several US EPA and other methods. Under acidic conditions, esters react with alcohols to form r esters (transesterification). Methanol-based mixes containing halogenated compounds are slightly acidic, so it is important to minimize exposure of vinyl acetate to n of halogenated compounds in methanol. For this reason, we offer vinyl acetate in individual solution, and suggest that it be introduced into the working level calibrati solution immediately before use. This will minimize problems and ensure more consistent results.

Rec: 6/4/09

Certificate of Analysis

110 Benner Circle
Bellefonte, PA 16823-8812
Tel: (800)356-1688
Fax: (814)353-1309

FOR LABORATORY USE ONLY-READ MSDS PRIOR TO USE.

Catalog No. : 30006 Lot No.: A062157
Description : VOA Calibration Mix #1
Expiration Date[1]: November 2011 Storage: Freezer

Elution Order	Compound	CAS #	Percent Purity [2]	Concentration [3] (weight/volume)	Percent Uncertainty [4]
1	Acetone	67-64-1	99%	5,000.000 ug/ml	+/-0.03 %
2	2-Butanone (MEK)	78-93-3	99%	5,000.000 ug/ml	+/-0.03 %
3	4-Methyl-2-pentanone (MIBK)	108-10-1	99%	5,000.000 ug/ml	+/-0.03 %
4	2-Hexanone	591-78-6	99%	5,000.000 ug/ml	+/-0.03 %
Solvent:	P&T Methanol/Water (90:10)	67-56-1/7732-18-5	99%		

Column: 105m x .32mm x 3.0um Rtx-502.2 (cat.#10910)
Carrier Gas: hydrogen @ 43 cc/min.
Temp. Program: 40°C (hold 2 min.) to 200°C @ 8°C/min.
Inj. Temp: 200°C
Det. Temp: 250°C
Det. Type: FID

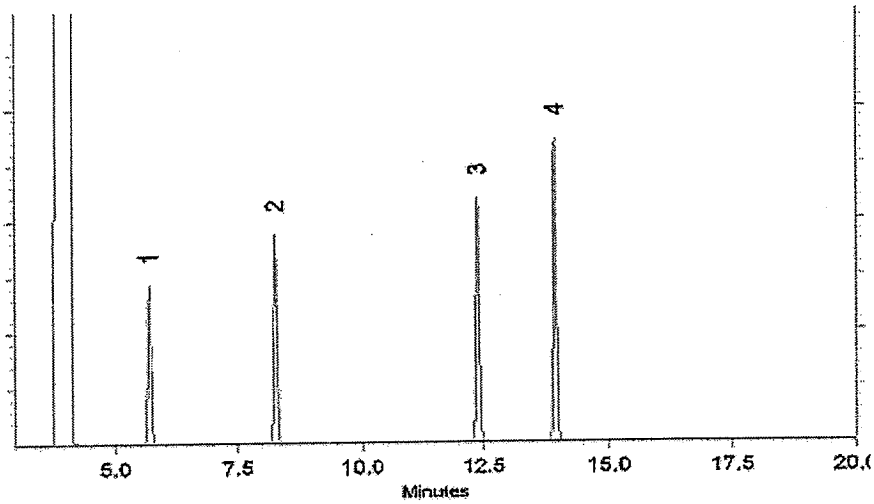

Diane Shaffer
Diane Shaffer - QA Analyst

Balance 1125113331

1 Expiration date of the unopened ampul stored at recommended temperature.
2 Purity was determined by one or more of the following techniques: GC/FID, HPLC, GC/ECD, GC/MS. Value rounded to the nearest LOWER whole percentage. In addtion to detectors listed above, chemical identity and purity are confirmed using 1 or more of the following: MS, DSC, solid probe MS, GC/FPD, GC/NPD, GC/TC, FTIR, melting point, reftactive index, and Karl Fisher. See data pack or contact Restek for further details.
3 Based upon gravimetric preperation with balance calibration verified using NIST traceable weights (seven mass levels).
4 Percent Uncertainty based upon balance AND ASTM Class A volumetric glassware accuracy.

Manufactured under Restek's ISO 9001:2000 Registered Quality System Certificate #FM80397

Material Safety Data Sheet

Revision Date: 01/14/09



Restek Corporation
110 Benner Circle
Bellefonte, PA 16823-8812
(814) 353-1300
(800) 356-1688 **Fax: (814) 353-1309**

I. PRODUCT IDENTIFICATION

Catalog Number / Product Name:	**30006, 30006-5XX, & 30106 / VOA Calibration Mix #1**
Revision Number:	6
Intended use:	For Laboratory use only

II. HAZARD INDENTIFICATION

Emergency Overview:

Physical Hazards:	F - Highly flammable
Health Hazards:	T - Toxic

Routes of Entry:	Ingestion Contact Inhalation
Target Organs Potentially Affected By Exposure:	skin, eyes, CNS, GI tract, respiratory system
Chemical Interactions That Change Toxicity:	None Known

Immediate (Acute) Health Effects by Route of Exposure:

Inhalation Irritation:	Can cause moderate respiratory irritation, dizziness, weakness, fatigue, nausea and headache.
Inhalation Toxicity:	Harmful! Can cause systemic damage (see "Target Organs)Methanol can cause central nervous system depression and overexposure can cause damage to the optic nerve resulting in visual impairment or blindness.
Skin Contact:	Can cause moderate skin irritation, defatting, and dermatitis. Not likely to cause permanent damage.
Eye Contact:	Can cause moderate irritation, tearing and reddening, but not likely to permanently injure eye tissue.
Ingestion Irritation:	Irritating to mouth, throat, and stomach. Can cause abdominal discomfort, nausea, vomiting and diarrhea.Highly toxic and may be fatal if swallowed.
Ingestion Toxicity:	Toxic if swallowed. May cause target organ failure and/or death.May be fatal if swallowed.

Long-Term (Chronic) Health Effects:

Carcinogenicity:	No data.
Reproductive and Developmental Toxicity:	No data available to indicate product or any components present at greater than 0.1% may cause birth defects.
Inhalation:	Upon prolonged and/or repeated exposure, can cause moderate respiratory irritation, dizziness, weakness, fatigue, nausea and headache.Harmful! Can cause systemic damage upon prolonged and/or repeated exposure (see "Target Organs)
Skin Contact:	Upon prolonged or repeated contact, can cause moderate skin irritation, defatting, and dermatitis. Not likely to cause permanent damage.

North Canton 412

Methods for Clean-up: Prevent the spread of any spill to minimize harm to human health and the environment if safe to do so. Wear complete and proper personal protective equipment following the recommendation of Section VIII at a minimum. Dike with suitable absorbent material like granulated clay. Gather and store in a sealed container pending a waste disposal evaluation.

VII. HANDLING AND STORAGE

Handling Technical Measures and Precautions: Toxic or severely irritating material. Avoid contacting and avoid breathing the material. Use only in a well ventilated area. Use spark-proof tools and explosion-proof equipment

Storage Technical Measures and Conditions: Store in a cool dry ventilated location. Isolate from incompatible materials and conditions. Keep container(s) closed. Keep away from sources of ignition

VIII. EXPOSURE CONTROLS / PERSONAL PROTECTION

United States:

Chemical Name	CAS No.	IDLH	ACGIH STEL	ACGIH TLV-TWA	OSHA Exposure Limit
methanol	67-56-1	6000 ppm IDLH	250 ppm STEL	200 ppm TWA	200 ppm TWA; 260 mg/m3 TWA
water	7732-18-5	ND		No TLV	No PEL established
Acetone	67-64-1	ND	750 ppm STEL; 1782 mg/m3 STEL	No TLV	1000 ppm TWA; 2400 mg/m3 TWA
4-Methyl-2-pentanone	108-10-1	ND	75 ppm STEL; 307 mg/m3 STEL	No TLV	100 ppm TWA; 410 mg/m3 TWA
Methyl ethyl ketone	78-93-3	ND	300 ppm STEL; 885 mg/m3 STEL	No TLV	200 ppm TWA; 590 mg/m3 TWA
2-hexanone	591-78-6	ND	10 ppm STEL	No TLV	100 ppm TWA; 410 mg/m3 TWA

United Kingdom:

Chemical Name	CAS No.	EINEC No.	WEL-STEL	WEL-TWA
methanol	**67-56-1**	**200-659-6**	**250 ppm STEL; 333 mg/m3 STEL**	**200 ppm TWA; 266 mg/m3 TWA**
water	**7732-18-5**		**No data.**	**No data.**
Acetone	**67-64-1**	**200-662-2**	**No data.**	**No data.**
4-Methyl-2-pentanone	**108-10-1**	**203-550-1**	**No data.**	**No data.**
Methyl ethyl ketone	**78-93-3**	**201-159-0**	**No data.**	**No data.**
2-hexanone	**591-78-6**	**209-731-1**	**No data.**	**No data.**

France:

Chemical Name	CAS No.	EINEC No.	VLCTs-STEL	VME-TWA
methanol	67-56-1	200-659-6	1000 ppm VLCT; 1300 mg/m3 VLCT	**200 ppm VME (restrictive limit); 260 mg/m3 VME (restrictive limit)**
water	7732-18-5		No data.	**No data.**
Acetone	67-64-1	200-662-2	No data.	**No data.**
4-Methyl-2-pentanone	108-10-1	203-550-1	No data.	**No data.**
Methyl ethyl ketone	78-93-3	201-159-0	No data.	**No data.**
2-hexanone	591-78-6	209-731-1	No data.	**No data.**

Germany:

Chemical Name	CAS No.	EINEC No.	VELs
methanol	67-56-1	200-659-6	200 ppm TWA (exposure factor 4); 270 mg/m3 TWA (exposure factor 4)
water	7732-18-5		No data.
Acetone	67-64-1	200-662-2	500 ppm TWA (exposure factor 2); 1200 mg/m3 TWA (exposure factor 2)
4-Methyl-2-pentanone	108-10-1	203-550-1	20 ppm TWA (exposure factor 2); 83 mg/m3 TWA (exposure factor 2)
Methyl ethyl ketone	78-93-3	201-159-0	200 ppm TWA (exposure factor 1); 600 mg/m3 TWA (exposure factor 1)
2-hexanone	591-78-6	209-731-1	5 ppm TWA (exposure factor 8); 21 mg/m3 TWA (exposure factor 8)

NIOSH:

Chemical Name	CAS No.
No data available.	

NTP:

Chemical Name	CAS No.
No data available.	

IARC:

Chemical Name	CAS No.	Group No.
No data.		Group 1
No data.		Group 2A
No data.		Group 2B

XII. ECOLOGICAL INFORMATION:

Overview:	Moderate ecological hazard. This product may be dangerous to plants and/or wildlife.
Mobility:	No data
Persistence:	No data
Bioaccumulation:	No data
Degradability:	Biodegrades slowly.
Ecological Toxicity Data:	0

XIII. DISPOSAL CONSIDERATIONS:

Waste Description of Spent Product:	Spent or discarded material is a hazardous waste.
Disposal Methods:	Dispose of by incineration following Federal, State, Local, or Provincial regulations.
Waste Disposal of Packaging:	Comply with all Local, State, Federal, and Provincial Environmental Regulations.

XIV: TRANSPORTATION INFORMATION:

United States:	
DOT Proper Shipping Name:	Flammable liquids, n.o.s. (Methanol, Acetone)
UN Number:	UN1993
Hazard Class:	3
Packing Group:	II
International:	
IATA Proper Shipping Name:	Flammable liquids, n.o.s. (Methanol, Acetone)
UN Number:	UN1993
Hazard Class:	3
Packing Group:	II
Marine Pollutant:	Yes

XV. REGULATORY INFORMATION:

United States:

Chemical Name	CAS#	CERCLA	SARA 313	SARA EHS 313	TSCA
methanol	67-56-1	X	X	-	X
water	7732-18-5	-	-	-	X
Acetone	67-64-1	X	-	-	X
4-Methyl-2-pentanone	108-10-1	X	X	-	X
Methyl ethyl ketone	78-93-3	X	-	-	X
2-hexanone	591-78-6	-	-	-	X

The following chemicals are listed on CA Prop 65:

30006, 30006-5XX, & 30106 / VOA Calibration Mix #1

Rec: 10/27/09

ULTRA SCIENTIFIC
Analytical Solutions

Certificate of Analysis

Custom Standard

Product CUS-8634 **Page:** 1 of 1
Lot Number: CF-4178 **Lot Issue** Oct-2009 **Expiration Date:** Feb-2010

This Certified Reference Material (CRM) was manufactured and verified in accordance with ULTRA's ISO 9001 registered quality system, and the analyte concentrations were verified by our ISO 17025 accredited laboratory. The true value and uncertainty value at the 95% confidence level for each analyte, determined gravimetrically, is listed below.

Analyte	CAS#	Analyte Lot	True Value
acrylonitrile	000107-13-1	11512CH	5024 ± 25 µg/mL
acetonitrile	000075-05-8	47202	25124 ± 126 µg/mL
acrolein	000107-02-8	A008428101	25122 ± 126 µg/mL

Matrix: methanol (methyl alcohol)

ULTRA uses balances calibrated with weights traceable to NIST in compliance with ANSI/NCSL Z-540-1 and ISO 9001, and calibrated Class A glassware in the manufacturing of these standards.

A2LA ACCREDITED
ISO 17025:2005 Accredited A2LA Cert. No. 0851.01

ISO 9001:2000 Registered TUV USA, Inc. Cert. No. 06-1004

250 Smith Street, North Kingstown, RI 02852 USA
401-294-9400 Fax: 401-295-2330
www.ultrasci.com

See Reverse For Additional Information

William J. Leary
Quality Assurance Manager

Rec'd 10/27/09

ULTRA SCIENTIFIC
Analytical Solutions

Certificate of Analysis

Custom Standard

Product CUS-5013 **Page:** 1 of 1
Lot Number: CF-4289 **Lot Issue** Oct-2009 **Expiration Date:** Feb-2010

This Certified Reference Material (CRM) was manufactured and verified in accordance with ULTRA's ISO 9001 registered quality system, and the analyte concentrations were verified by our ISO 17025 accredited laboratory. The true value and uncertainty value at the 95% confidence level for each analyte, determined gravimetrically, is listed below.

Analyte	CAS#	Analyte Lot	True Value
vinyl acetate	000108-05-4	MS11517PR	2512 ± 13 µg/mL
methyl acetate	000079-20-9	16318HA	2508 ± 13 µg/mL

Matrix: methanol (methyl alcohol)

ULTRA uses balances calibrated with weights traceable to NIST in compliance with ANSI/NCSL Z-540-1 and ISO 9001, and calibrated Class A glassware in the manufacturing of these standards.

ACCREDITED

ISO 17025:2005
Accredited
A2LA
Cert. No. 0851.01

ISO 9001:2000
Registered
TUV USA, Inc.
Cert. No. 06-1004

250 Smith Street, North Kingstown, RI 02852 USA
401-294-9400 Fax: 401-295-2330
www.ultrasci.com

See Reverse For Additional Information

William J. Leary
Quality Assurance Manager

ULTRA SCIENTIFIC
Analytical Solutions

Certificate of Analysis

6/9/09 TS

2-Chloroethylvinyl Ether Solution

Product Number: EPA-1016 **Page:** 1 of 1
Lot Number: CE-1722 **Lot Issue Date:** May-2008 **Expiration Date:** Jun-2011

This Certified Reference Material (CRM) was manufactured and verified in accordance with ULTRA's ISO 9001:2000 registered quality system, and the analyte concentrations were verified by our ISO 17025 accredited laboratory. The true value and uncertainty value at the 95% confidence level for each analyte, determined gravimetrically, is listed below.

Analyte	CAS#	Analyte Lot	True Value
2-chloroethylvinyl ether	000110-75-8	KS12708TN	5021 ± 25 µg/mL

Matrix: methanol (methyl alcohol)

ULTRA uses balances calibrated with weights traceable to NIST in compliance with ANSI/NCSL Z-540-1 and ISO 9001, and calibrated Class A glassware in the manufacturing of these standards.

A2LA ACCREDITED
ISO 17025:2005 Accredited A2LA Cert. No. 0851.01

ISO 9001:2000 Registered TUV USA, Inc. Cert. No. 06-1004

250 Smith Street, North Kingstown, RI 02852 USA
401-294-9400 Fax: 401-295-2330
www.ultrasci.com

See Reverse For Additional Information

William J. Leary
Quality Assurance Manager

ULTRA SCIENTIFIC
Analytical Solutions

Certificate of Analysis

9/30/09 TS

Method 8260 Surrogate Standard Mixture

Product Number: STM-530 **Page:** 1 of 1
Lot Number: CE-1901 **Lot Issue Date:** Jun-2008 **Expiration Date:** Jun-2011

This Certified Reference Material (CRM) was manufactured and verified in accordance with ULTRA's ISO 9001:2000 registered quality system, and the analyte concentrations were verified by our ISO 17025 accredited laboratory. The true value and uncertainty value at the 95% confidence level for each analyte, determined gravimetrically, is listed below.

Analyte	CAS#	Analyte Lot	True Value
4-bromofluorobenzene	000460-00-4	20401KO	2512 ± 13 µg/mL
dibromofluoromethane	001868-53-7	90004843	2512 ± 13 µg/mL
1,2-dichloroethane-d4	017060-07-0	7K-242	2512 ± 13 µg/mL
toluene-d8	002037-26-5	7J-360B	2513 ± 13 µg/mL

Matrix: methanol (methyl alcohol)

ULTRA uses balances calibrated with weights traceable to NIST in compliance with ANSI/NCSL Z-540-1 and ISO 9001, and calibrated Class A glassware in the manufacturing of these standards.

ACCREDITED
ISO 17025:2005
Accredited
A2LA
Cert. No. 0851.01

ISO 9001:2000
Registered
TUV USA, Inc.
Cert. No. 06-1004

250 Smith Street, North Kingstown, RI 02852 USA
401-294-9400 Fax: 401-295-2330
www.ultrasci.com

See Reverse For Additional Information

William J. Leary
Quality Assurance Manager

ULTRA SCIENTIFIC
Analytical Solutions

Certificate of Analysis

4/27/09
TS

Internal Standard Mixture

Product STM-520 **Page:** 1 of 1
Lot Number: CD-3947 **Lot Issue Date:** Dec-2007 **Expiration Date:** Dec-2010

This Certified Reference Material (CRM) was manufactured and verified in accordance with ULTRA's ISO 9001:2000 registered quality system, and the analyte concentrations were verified by our ISO 17025 accredited laboratory. The true value and uncertainty value at the 95% confidence level for each analyte, determined gravimetrically, is listed below.

Analyte	CAS#	Analyte Lot	True Value
chlorobenzene-d5	003114-55-4	PR15578/0625 4CB1	2510 ± 13 µg/mL
1,4-dichlorobenzene-d4	003855-82-1	PR-12866/0620 1DB1	2506 ± 13 µg/mL
fluorobenzene	000462-06-6	04715MC	2505 ± 13 µg/mL

Matrix: methanol (methyl alcohol)

Balances used in the manufacture of this standard are calibrated with weights traceable to NIST in compliance with ANSI/NCSL Z-540-1 and ISO 9001.

ACCREDITED
ISO 17025:2005
Accredited
A2LA
Cert. No. 0851.01

ISO 9001:2000
Registered
TUV USA, Inc.
Cert. No. 06-1004

250 Smith Street, North Kingstown, RI 02852 USA
401-294-9400 Fax: 401-295-2330
www.ultrasci.com

See Reverse For Additional Information

William J. Leary
Quality Assurance Manager

ULTRA SCIENTIFIC
Analytical Solutions

Certificate of Analysis

11/23/09 TJ

Custom Standard

Product CUS-7814 **Page:** 1 of 3
Lot Number: CF-3973 **Lot Issue** Sep-2009 **Expiration Date:** Oct-2011

This Certified Reference Material (CRM) was manufactured and verified in accordance with ULTRA's ISO 9001 registered quality system, and the analyte concentrations were verified by our ISO 17025 accredited laboratory. The true value and uncertainty value at the 95% confidence level for each analyte, determined gravimetrically, is listed below.

Analyte	CAS#	Analyte Lot	True Value
1,1,2-trichlorotrifluoroethane	000076-13-1	KN-09246KN	50.1 ± 0.3 µg/mL
methyl iodide	000074-88-4	KA-20329DA	50.2 ± 0.3 µg/mL
carbon disulfide	000075-15-0	AI12071LU	50.2 ± 0.3 µg/mL
methylene chloride	000075-09-2	46069	50.2 ± 0.3 µg/mL
tert-butanol	000075-65-0	CB-102267	1005 ± 5 µg/mL
1,1-dichloroethene	000075-35-4	02226CH	50.2 ± 0.3 µg/mL
1,1-dichloroethane	000075-34-3	64552/1	50.2 ± 0.3 µg/mL
trans-1,2-dichloroethene	000156-60-5	DO-07817JR	50.2 ± 0.3 µg/mL
MTBE	001634-04-4	37289	50.2 ± 0.3 µg/mL
n-hexane	000110-54-3	9402254	50.1 ± 0.3 µg/mL
cis-1,2-dichloroethene	000156-59-2	05602PH	50.2 ± 0.3 µg/mL
tetrahydrofuran	000109-99-9	04928DN	50.2 ± 0.3 µg/mL
chloroform	000067-66-3	05143MN	50.2 ± 0.3 µg/mL
1,2-dichloroethane	000107-06-2	KN-09446KN	50.2 ± 0.3 µg/mL
dibromomethane	000074-95-3	EM-01514TJ	50.2 ± 0.3 µg/mL
1,4-dioxane	000123-91-1	05340DD	2512 ± 13 µg/mL
1,1,1-trichloroethane	000071-55-6	LU-13149TR	50.2 ± 0.3 µg/mL
carbon tetrachloride	000056-23-5	01704MF	50.2 ± 0.3 µg/mL
bromodichloromethane	000075-27-4	DU-14522LS	50.2 ± 0.3 µg/mL
1,2-dichloropropane	000078-87-5	DC-120777	50.2 ± 0.3 µg/mL
cis-1,3-dichloropropene	010061-01-5	PR-062508-01	50.2 ± 0.3 µg/mL

ULTRA uses balances calibrated with weights traceable to NIST in compliance with ANSI/NCSL Z-540-1 and ISO 9001, and calibrated Class A glassware in the manufacturing of these standards.

ACCREDITED

ISO 17025:2005
Accredited
A2LA
Cert. No. 0851.01

ISO 9001:2000
Registered
TUV USA, Inc.
Cert. No. 09-1009

250 Smith Street, North Kingstown, RI 02852 USA
401-294-9400 Fax: 401-295-2330
www.ultrasci.com

See Reverse For Additional Information

William J. Leary
Quality Assurance Manager

ULTRA SCIENTIFIC
Analytical Solutions

Certificate of Analysis

Custom Standard

Product CUS-7814 **Page:** 2 of 3
Lot Number: CF-3973 **Lot Issue** Sep-2009 **Expiration Date:** Oct-2011

Analyte	CAS#	Analyte Lot	True Value
trichloroethene	000079-01-6	KN-08846KN	50.2 ± 0.3 µg/mL
dibromochloromethane	000124-48-1	CU-07705AN	50.2 ± 0.3 µg/mL
1,2-dibromoethane	000106-93-4	TB-101777	50.2 ± 0.3 µg/mL
1,2,3-trichloropropane	000096-18-4	12020TF	50.2 ± 0.3 µg/mL
1,1,2-trichloroethane	000079-00-5	JB-0701HH	50.2 ± 0.3 µg/mL
benzene	000071-43-2	34097	50.2 ± 0.3 µg/mL
ethyl methacrylate	000097-63-2	AO-09819AS	50.2 ± 0.3 µg/mL
trans-1,3-dichloropropene	010061-02-6	SR-101007-01	50.2 ± 0.3 µg/mL
bromoform	000075-25-2	12312KC	50.2 ± 0.3 µg/mL
tetrachloroethene	000127-18-4	PS-00344BR	50.2 ± 0.3 µg/mL
toluene	000108-88-3	45195	50.2 ± 0.3 µg/mL
1,1,2,2-tetrachloroethane	000079-34-5	10917TB	50.2 ± 0.3 µg/mL
chlorobenzene	000108-90-7	013148HZ	50.2 ± 0.3 µg/mL
ethylbenzene	000100-41-4	01558CC	50.2 ± 0.3 µg/mL
styrene	000100-42-5	LR-11228MQ	50.2 ± 0.3 µg/mL
trans-1,4-dichloro-2-butene	000110-57-6	16022DD	50.0 ± 0.3 µg/mL
m-xylene	000108-38-3	DI-00459CI	50.2 ± 0.3 µg/mL
p-xylene	000106-42-3	03747LN	50.2 ± 0.3 µg/mL
o-xylene	000095-47-6	DO-06834CO	50.2 ± 0.3 µg/mL
1,3-dichlorobenzene	000541-73-1	JN-05902LZ	50.2 ± 0.3 µg/mL
1,4-dichlorobenzene	000106-46-7	22628EB	50.2 ± 0.3 µg/mL
1,2-dichlorobenzene	000095-50-1	08946KY	50.2 ± 0.3 µg/mL
bromochloromethane	000074-97-5	JS-16015HS	50.2 ± 0.3 µg/mL
bromobenzene	000108-86-1	CG-02513MF	50.2 ± 0.3 µg/mL

ULTRA uses balances calibrated with weights traceable to NIST in compliance with ANSI/NCSL Z-540-1 and ISO 9001, and calibrated Class A glassware in the manufacturing of these standards.

A2LA ACCREDITED

ISO 17025:2005 Accredited A2LA Cert. No. 0851.01

ISO 9001:2000 Registered TUV USA, Inc. Cert. No. 09-1009

250 Smith Street, North Kingstown, RI 02852 USA
401-294-9400 Fax: 401-295-2330
www.ultrasci.com

See Reverse For Additional Information

William J. Leary
Quality Assurance Manager

ULTRA SCIENTIFIC
Analytical Solutions

Certificate of Analysis

Custom Standard

Product CUS-7814 **Page:** 3 of 3
Lot Number: CF-3973 **Lot Issue** Sep-2009 **Expiration Date:** Oct-2011

Analyte	CAS#	Analyte Lot	True Value
isopropylbenzene	000098-82-8	02827BH	50.2 ± 0.3 µg/mL
n-propylbenzene	000103-65-1	LO-14503MR	50.2 ± 0.3 µg/mL
n-butylbenzene	000104-51-8	PX-06929MX	50.2 ± 0.3 µg/mL
sec-butylbenzene	000135-98-8	07610JE	50.2 ± 0.3 µg/mL
tert-butylbenzene	000098-06-6	MQ-04010MQ	50.2 ± 0.3 µg/mL
1,2,4-trimethylbenzene	000095-63-6	BO-13528BI	50.2 ± 0.3 µg/mL
1,3,5-trimethylbenzene	000108-67-8	KM-02011HM	50.2 ± 0.3 µg/mL
1,2,3-trichlorobenzene	000087-61-6	12912PF	50.2 ± 0.3 µg/mL
1,2,4-trichlorobenzene	000120-82-1	00334TQ	50.2 ± 0.3 µg/mL
1,1-dichloropropene	000563-58-6	PR081507-01	50.2 ± 0.3 µg/mL
1,3-dichloropropane	000142-28-9	PR-17916MR	50.2 ± 0.3 µg/mL
2,2-dichloropropane	000594-20-7	BA-08422BA	50.2 ± 0.3 µg/mL
2-chlorotoluene	000095-49-8	10018BC	50.2 ± 0.3 µg/mL
4-chlorotoluene	000106-43-4	03327TH	50.2 ± 0.3 µg/mL
4-isopropyltoluene	000099-87-6	PP-05104CP	50.2 ± 0.3 µg/mL
1,2-dibromo-3-chloropropane	000096-12-8	FBL-01	50.2 ± 0.3 µg/mL
hexachlorobutadiene	000087-68-3	339923/1	50.1 ± 0.3 µg/mL
1,1,1,2-tetrachloroethane	000630-20-6	10312DD	50.2 ± 0.3 µg/mL
naphthalene	000091-20-3	14205KB	50.2 ± 0.3 µg/mL
methyl acetate	000079-20-9	16318HA	50.2 ± 0.3 µg/mL
methylcyclohexane	000108-87-2	00844CR	50.2 ± 0.3 µg/mL
cyclohexane	000110-82-7	44114	50.2 ± 0.3 µg/mL
1,3,5-trichlorobenzene	000108-70-3	HW-00718EV	50.1 ± 0.3 µg/mL

Matrix: methanol (methyl alcohol)

ULTRA uses balances calibrated with weights traceable to NIST in compliance with ANSI/NCSL Z-540-1 and ISO 9001, and calibrated Class A glassware in the manufacturing of these standards.

ACCREDITED
ISO 17025:2005 Accredited A2LA Cert. No. 0851.01
ISO 9001:2000 Registered TUV USA, Inc. Cert. No. 09-1009

250 Smith Street, North Kingstown, RI 02852 USA
401-294-9400 Fax: 401-295-2330
www.ultrasci.com

See Reverse For Additional Information

William J. Leary
Quality Assurance Manager

ULTRA SCIENTIFIC
Analytical Solutions

Certificate of Analysis

5/6/09

Custom Standard

Product CUS-10798 **Page:** 1 of 3
Lot Number: CF-1914 **Lot Issue** Apr-2009 **Expiration Date:** May-2011

This Certified Reference Material (CRM) was manufactured and verified in accordance with ULTRA's ISO 9001 registered quality system, and the analyte concentrations were verified by our ISO 17025 accredited laboratory. The true value and uncertainty value at the 95% confidence level for each analyte, determined gravimetrically, is listed below.

Analyte	CAS#	Analyte Lot	True Value
1,1,2-trichlorotrifluoroethane	000076-13-1	KN-09246KN	2508 ± 13 µg/mL
methyl iodide	000074-88-4	02412JD	2508 ± 13 µg/mL
carbon disulfide	000075-15-0	AI-12071LU	2508 ± 13 µg/mL
methylene chloride	000075-09-2	46069	2508 ± 13 µg/mL
tert-butanol	000075-65-0	CB-102267	50150 ± 251 µg/mL
1,1-dichloroethene	000075-35-4	01218EC	2508 ± 13 µg/mL
1,1-dichloroethane	000075-34-3	64552/1	2508 ± 13 µg/mL
trans-1,2-dichloroethene	000156-60-5	DO-07817JR	2508 ± 13 µg/mL
MTBE	001634-04-4	45123	2508 ± 13 µg/mL
n-hexane	000110-54-3	4120791	2508 ± 13 µg/mL
cis-1,2-dichloroethene	000156-59-2	05602PH	2508 ± 13 µg/mL
tetrahydrofuran	000109-99-9	04928DN	2508 ± 13 µg/mL
chloroform	000067-66-3	05413MN	2508 ± 13 µg/mL
1,2-dichloroethane	000107-06-2	KN-09446KN	2508 ± 13 µg/mL
dibromomethane	000074-95-3	EM-01514TJ	2508 ± 13 µg/mL
1,4-dioxane	000123-91-1	05340DD	125125 ± 626 µg/mL
1,1,1-trichloroethane	000071-55-6	LU-13149TR	2508 ± 13 µg/mL
carbon tetrachloride	000056-23-5	01704MF	2508 ± 13 µg/mL
bromodichloromethane	000075-27-4	DU-14522LS	2508 ± 13 µg/mL
1,2-dichloropropane	000078-87-5	DC-120777	2508 ± 13 µg/mL
cis-1,3-dichloropropene	010061-01-5	EB-1890	2508 ± 13 µg/mL

ULTRA uses balances calibrated with weights traceable to NIST in compliance with ANSI/NCSL Z-540-1 and ISO 9001, and calibrated Class A glassware in the manufacturing of these standards.

ACCREDITED

ISO 17025:2005
Accredited
A2LA
Cert. No. 0851.01

ISO 9001:2000
Registered
TUV USA, Inc.
Cert. No. 06-1004

250 Smith Street, North Kingstown, RI 02852 USA
401-294-9400 Fax: 401-295-2330
www.ultrasci.com

See Reverse For Additional Information

William J. Leary
Quality Assurance Manager

ULTRA SCIENTIFIC
Analytical Solutions

Certificate of Analysis

Custom Standard

Product CUS-10798 **Page:** 2 of 3
Lot Number: CF-1914 **Lot Issue** Apr-2009 **Expiration Date:** May-2011

Analyte	CAS#	Analyte Lot	True Value
trichloroethene	000079-01-6	KN-08846KN	2508 ± 13 µg/mL
dibromochloromethane	000124-48-1	CU-07705AN	2508 ± 13 µg/mL
1,2-dibromoethane	000106-93-4	TB-101777	2508 ± 13 µg/mL
1,2,3-trichloropropane	000096-18-4	12020TF	2508 ± 13 µg/mL
1,1,2-trichloroethane	000079-00-5	JB-0701HH	2508 ± 13 µg/mL
benzene	000071-43-2	31072	2508 ± 13 µg/mL
ethyl methacrylate	000097-63-2	AO-09819AS	2508 ± 13 µg/mL
trans-1,3-dichloropropene	010061-02-6	SR101007-01	2508 ± 13 µg/mL
bromoform	000075-25-2	12312KC	2508 ± 13 µg/mL
tetrachloroethene	000127-18-4	PS-00344BR	2508 ± 13 µg/mL
toluene	000108-88-3	45195	2508 ± 13 µg/mL
1,1,2,2-tetrachloroethane	000079-34-5	10917TB	2508 ± 13 µg/mL
chlorobenzene	000108-90-7	03148HZ	2508 ± 13 µg/mL
ethylbenzene	000100-41-4	01558CC	2508 ± 13 µg/mL
styrene	000100-42-5	LR-11228MQ	2508 ± 13 µg/mL
trans-1,4-dichloro-2-butene	000110-57-6	06026JE	2508 ± 13 µg/mL
m-xylene	000108-38-3	DI-00459CI	2508 ± 13 µg/mL
p-xylene	000106-42-3	03747LN	2508 ± 13 µg/mL
o-xylene	000095-47-6	DO-06834CO	2508 ± 13 µg/mL
1,3-dichlorobenzene	000541-73-1	JN-05902LZ	2508 ± 13 µg/mL
1,4-dichlorobenzene	000106-46-7	22628EB	2508 ± 13 µg/mL
1,2-dichlorobenzene	000095-50-1	08946KY	2508 ± 13 µg/mL
bromochloromethane	000074-97-5	JS-16015HS	2508 ± 13 µg/mL
bromobenzene	000108-86-1	CG-02513MF	2508 ± 13 µg/mL

ULTRA uses balances calibrated with weights traceable to NIST in compliance with ANSI/NCSL Z-540-1 and ISO 9001, and calibrated Class A glassware in the manufacturing of these standards.

ACCREDITED

ISO 17025:2005 Accredited A2LA Cert. No. 0851.01

ISO 9001:2000 Registered TUV USA, Inc. Cert. No. 06-1004

250 Smith Street, North Kingstown, RI 02852 USA
401-294-9400 Fax: 401-295-2330
www.ultrasci.com

See Reverse For Additional Information

William J. Leary
Quality Assurance Manager

ULTRA SCIENTIFIC
Analytical Solutions

Certificate of Analysis

Custom Standard

Product CUS-10798 **Page:** 3 of 3
Lot Number: CF-1914 **Lot Issue** Apr-2009 **Expiration Date:** May-2011

Analyte	CAS#	Analyte Lot	True Value
isopropylbenzene	000098-82-8	02827BH	2508 ± 13 µg/mL
n-propylbenzene	000103-65-1	AR-01	2508 ± 13 µg/mL
n-butylbenzene	000104-51-8	PX-06929MX	2508 ± 13 µg/mL
sec-butylbenzene	000135-98-8	07610JE	2508 ± 13 µg/mL
tert-butylbenzene	000098-06-6	MQ-04010MQ	2508 ± 13 µg/mL
1,2,4-trimethylbenzene	000095-63-6	BO-13528BI	2508 ± 13 µg/mL
1,3,5-trimethylbenzene	000108-67-8	KM-02011HM	2508 ± 13 µg/mL
1,2,3-trichlorobenzene	000087-61-6	12912PF	2508 ± 13 µg/mL
1,2,4-trichlorobenzene	000120-82-1	00334TQ	2508 ± 13 µg/mL
1,1-dichloropropene	000563-58-6	PR-081507-01	2508 ± 13 µg/mL
1,3-dichloropropane	000142-28-9	PR-17916MR	2508 ± 13 µg/mL
2,2-dichloropropane	000594-20-7	BA-08422BA	2508 ± 13 µg/mL
2-chlorotoluene	000095-49-8	10018BC	2508 ± 13 µg/mL
4-chlorotoluene	000106-43-4	CR-14512LQ	2508 ± 13 µg/mL
4-isopropyltoluene	000099-87-6	PP-05104CP	2508 ± 13 µg/mL
1,2-dibromo-3-chloropropane	000096-12-8	FBL-01	2508 ± 13 µg/mL
hexachlorobutadiene	000087-68-3	339923/1	2506 ± 13 µg/mL
1,1,1,2-tetrachloroethane	000630-20-6	10312DD	2508 ± 13 µg/mL
naphthalene	000091-20-3	14205KB	2508 ± 13 µg/mL
methyl acetate	000079-20-9	16318HA	2508 ± 13 µg/mL
methylcyclohexane	000108-87-2	DR-00844CR	2508 ± 13 µg/mL
cyclohexane	000110-82-7	44114	2508 ± 13 µg/mL
1,3,5-trichlorobenzene	000108-70-3	HW-00718EV	2508 ± 13 µg/mL

Matrix: methanol (methyl alcohol)

ULTRA uses balances calibrated with weights traceable to NIST in compliance with ANSI/NCSL Z-540-1 and ISO 9001, and calibrated Class A glassware in the manufacturing of these standards.

ACCREDITED

ISO 17025:2005 Accredited A2LA Cert. No. 0851.01

ISO 9001:2000 Registered TUV USA, Inc. Cert. No. 06-1004

250 Smith Street, North Kingstown, RI 02852 USA
401-294-9400 Fax: 401-295-2330
www.ultrasci.com

See Reverse For Additional Information

William J. Leary
Quality Assurance Manager

ULTRA SCIENTIFIC
Analytical Solutions

Certificate of Analysis

10/9/09 TS

VOC Gas Mixture

Product DWM-544 **Page:** 1 of 1
Lot Number: CF-2961 **Lot Issue** Jul-2009 **Expiration Date:** Aug-2012

This Certified Reference Material (CRM) was manufactured and verified in accordance with ULTRA's ISO 9001 registered quality system, and the analyte concentrations were verified by our ISO 17025 accredited laboratory. The true value and uncertainty value at the 95% confidence level for each analyte, determined gravimetrically, is listed below.

Analyte	CAS#	Analyte Lot	True Value
bromomethane	000074-83-9	06623AQ	2008 ± 10 µg/mL
chloroethane	000075-00-3	00223KG	2009 ± 10 µg/mL
chloromethane	000074-87-3	07-44048	2009 ± 10 µg/mL
dichlorodifluoromethane	000075-71-8	N9600453	2008 ± 10 µg/mL
trichlorofluoromethane	000075-69-4	DR-16417BR	2006 ± 10 µg/mL
vinyl chloride	000075-01-4	387622	2008 ± 10 µg/mL

Matrix: methanol (methyl alcohol)

ULTRA uses balances calibrated with weights traceable to NIST in compliance with ANSI/NCSL Z-540-1 and ISO 9001, and calibrated Class A glassware in the manufacturing of these standards.

ACCREDITED

ISO 17025:2005 Accredited A2LA Cert. No. 0851.01

ISO 9001:2000 Registered TUV USA, Inc. Cert. No. 06-1004

250 Smith Street, North Kingstown, RI 02852 USA
401-294-9400 Fax: 401-295-2330
www.ultrasci.com

See Reverse For Additional Information

William J. Leary
Quality Assurance Manager

Lot/SDG Number: **A0B180429**

Sample Control Chain of Custody - TAL North Canton
GC/MS Volatiles

Lot Number	Sample	Work Order	Analysis Type	Analysis Date	Analyst
A0B180429	5	LVTQ41AC	Volatile Organics, GC/MS (8260B)	02/26/10	Steve Macenczak
A0B180429	13	LVTT71AC	Volatile Organics, GC/MS (8260B)	02/25/10	Steve Macenczak

TestAmerica
THE LEADER IN ENVIRONMENTAL TESTING

GCMS SEMIVOLATILE DATA

TestAmerica
THE LEADER IN ENVIRONMENTAL TESTING

QC SUMMARY DATA

SW846 8270C SURROGATE RECOVERY

Lab Name: TestAmerica Laboratories, Inc. Client: Science Applications International Cor

Lab Code: TALCAN SDG No:

Lot #: A0B180429

Extraction: XXA11QLWA

	CLIENT ID.	SRG01	SRG02	SRG03	SRG04	SRG05	SRG06	TOT OUT
01	B12SS-036M-5038-SO	54	60	59	55	46	62	00
02	B12SS-037M-5039-SO	57	62	61	66	47	70	00
03	B12SS-037M-6049-FD	56	63	60	64	48	70	00
04	B12SS-038M-5040-SO	56	66	64	60	51	70	00
05	ATASS-015M-5036-SO	61	71	64	65	54	74	00
06	INTRA-LAB QC	57	61	60	62	53	80	00
07	METHOD BLK. LV0FP1AA	66	72	71	52	61	89	00
08	LCS LV0FP1AC	63	68	66	59	63	83	00
09	B12SS-036M-5038-SO D	53	57	57	57	47	66	00
10	LAB MS/MSD D	64	61	63	62	59	82	00
11	B12SS-036M-5038-SO S	43 *	46	45	45	37	52	01
12	LAB MS/MSD S	66	64	65	60	60	82	00

SURROGATES		QC LIMITS
SRG01	= 2-Fluorobiphenyl	(45-105)
SRG02	= 2-Fluorophenol	(35-105)
SRG03	= Phenol-d5	(40-100)
SRG04	= 2,4,6-Tribromophenol	(35-125)
SRG05	= Nitrobenzene-d5	(35-100)
SRG06	= Terphenyl-d14	(30-125)

\# Column to be used to flag recovery values
* Values outside of required QC Limits
D System monitoring Compound diluted out

FORM II

SW846 8270C CHECK SAMPLE RECOVERY

Lab Name: TestAmerica Laboratories, Inc. Client: Science Applications International Corp

Lab Code: TALCAN SDG No:

Lot #: A0B230000 WO #: LV0FP1AC
BATCH: 0054027

COMPOUND	SPIKE ADDED (ug/kg)	SAMPLE CONCENT. (ug/kg)	% REC	QC LIMITS REC	QUAL
Acenaphthene	670	440	66	45- 110	
4-Chloro-3-methylphenol	670	470	71	45- 115	
2-Chlorophenol	670	440	66	45- 105	
1,4-Dichlorobenzene	670	430	64	35- 105	
2,4-Dinitrotoluene	670	480	72	50- 115	
4-Nitrophenol	670	500	75	15- 140	
N-Nitrosodi-n-propylamine	670	440	66	40- 115	
Pentachlorophenol	670	370	56	25- 120	
Phenol	670	460	69	40- 100	
Pyrene	670	500	75	45- 125	
1,2,4-Trichlorobenzene	670	410	61	45- 110	
bis(2-Ethylhexyl) phthala	670	490	74	45- 125	
Acenaphthylene	670	460	69	45- 105	
Anthracene	670	500	74	55- 105	
Benzo(a)anthracene	670	480	72	50- 110	
Benzo(b)fluoranthene	670	510	77	45- 115	
Benzo(k)fluoranthene	670	490	73	45- 125	
Benzo(ghi)perylene	670	510	76	40- 125	
Benzo(a)pyrene	670	430	64	50- 110	
bis(2-Chloroethoxy)methan	670	440	66	45- 110	
bis(2-Chloroethyl) ether	670	420	63	40- 105	
4-Bromophenyl phenyl ethe	670	500	75	45- 115	
Butyl benzyl phthalate	670	500	75	50- 125	
Carbazole	670	500	75	45- 115	
4-Chloroaniline	670	370	55	10- 95	
2-Chloronaphthalene	670	450	67	45- 105	
4-Chlorophenyl phenyl eth	670	460	69	45- 110	
Chrysene	670	480	72	55- 110	
Dibenzo(a,h)anthracene	670	500	75	40- 125	
Dibenzofuran	670	460	68	50- 105	
Di-n-butyl phthalate	670	550	83	55- 110	

(Continued on next page)

SW846 8270C CHECK SAMPLE RECOVERY

Lab Name: TestAmerica Laboratories, Inc. Client: Science Applications International Corp

Lab Code: TALCAN SDG No:

Lot #: A0B230000 WO #: LV0FP1AC
BATCH: 0054027

COMPOUND	SPIKE ADDED (ug/kg)	SAMPLE CONCENT. (ug/kg)	% REC	QC LIMITS REC	QUAL
1,2-Dichlorobenzene	670	420	63	45 - 95	
1,3-Dichlorobenzene	670	400	60	40 - 100	
3,3'-Dichlorobenzidine	670	300	45	10 - 130	
2,4-Dichlorophenol	670	480	72	45 - 110	
Diethyl phthalate	670	470	71	50 - 115	
2,4-Dimethylphenol	670	420	63	30 - 105	
Dimethyl phthalate	670	470	70	50 - 110	
4,6-Dinitro-2-methylpheno	670	420	64	30 - 135	
2,4-Dinitrophenol	670	370	55	15 - 130	
2,6-Dinitrotoluene	670	480	72	50 - 110	
Di-n-octyl phthalate	670	500	75	40 - 130	
Fluoranthene	670	530	79	55 - 115	
Fluorene	670	450	68	50 - 110	
Hexachlorobenzene	670	500	75	45 - 120	
Hexachlorobutadiene	670	420	63	40 - 115	
Hexachlorocyclopentadiene	670	480	71	26 - 105	
Hexachloroethane	670	400	61	35 - 110	
Indeno(1,2,3-cd)pyrene	670	500	75	40 - 120	
Isophorone	670	440	66	45 - 110	
2-Methylnaphthalene	670	530	80	45 - 105	
2-Methylphenol	670	450	68	40 - 105	
Naphthalene	670	440	66	40 - 105	
2-Nitroaniline	670	470	70	45 - 120	
3-Nitroaniline	670	390	58	25 - 110	
4-Nitroaniline	670	510	77	35 - 115	
Nitrobenzene	670	440	66	40 - 115	
2-Nitrophenol	670	440	66	40 - 110	
N-Nitrosodiphenylamine	670	480	71	50 - 115	
bis(2-Chloroisopropyl) et	670	440	65	20 - 115	
Phenanthrene	670	490	74	50 - 110	
2,4,5-Trichlorophenol	670	430	65	50 - 110	

(Continued on next page)

SW846 8270C CHECK SAMPLE RECOVERY

Lab Name: TestAmerica Laboratories, Inc. Client: Science Applications International Corp

Lab Code: TALCAN SDG No:

Lot #: A0B230000 WO #: LV0FP1AC
BATCH: 0054027

COMPOUND	SPIKE ADDED (ug/kg)	SAMPLE CONCENT. (ug/kg)	% REC	QC LIMITS REC	QUAL
2,4,6-Trichlorophenol	670	440	66	45- 110	
Benzoic acid	670	0.0	0	0- 110	
Benzyl alcohol	670	440	65	20- 125	

NOTES(S):

* Values outside of QC limits

Spike Recovery: 0 out of 65 outside limits

COMMENTS:

FORM III

SW846 8270C MATRIX SPIKE/MATRIX SPIKE DUPLICATE RECOVERY

Lab Name: TestAmerica Laboratories, Inc. Client: Science Applications International Corp

Lab Code: TALCAN SDG No:

Matrix Spike ID: B12SS-036M-5038-SO

Lot #: A0B180429 WO #: LVTQQ1A7
BATCH: 0054027

COMPOUND	SPIKE ADDED (ug/kg)	SAMPLE CONCENT. (ug/kg)	MS CONCENT. (ug/kg)	MS % REC	LIMITS REC	QUAL
Acenaphthene	680	ND	300	44*	45 - 110	a
Pyrene	680	27	350	48	45 - 125	
Acenaphthylene	680	ND	320	47	45 - 105	
Anthracene	680	ND	330	49*	55 - 105	a
Benzo(a)anthracene	680	26	350	48*	50 - 110	a
Benzo(b)fluoranthene	680	51	400	52	45 - 115	
Benzo(k)fluoranthene	680	16	330	47	45 - 125	
Benzo(ghi)perylene	680	20	360	51	40 - 125	
Benzo(a)pyrene	680	27	300	41*	50 - 110	a
Chrysene	680	31	360	48*	55 - 110	a
Dibenzo(a,h)anthracene	680	ND	360	54	40 - 125	
Fluoranthene	680	33	410	55	55 - 115	
Fluorene	680	ND	310	46*	50 - 110	a
Indeno(1,2,3-cd)pyrene	680	19	360	50	40 - 120	
Naphthalene	680	26	320	43	40 - 105	
Phenanthrene	680	11	340	48*	50 - 110	a

NOTES(S):

a Spiked analyte recovery is outside stated control limits.

Results and reporting limits have been adjusted for dry weight.

Column to be used to flag recovery and RPD values with an asterisk
* Values outside of QC limits

RPD: 0 out of 0 outside limits
Spike Recovery: 7 out of 16 outside limits

COMMENTS:

FORM III

SW846 8270C MATRIX SPIKE/MATRIX SPIKE DUPLICATE RECOVERY

Lab Name: TestAmerica Laboratories, Inc. Client: Science Applications International Corp

Lab Code: TALCAN SDG No:

Matrix Spike ID: B12SS-036M-5038-SO

Lot #: A0B180429 WO #: LVTQQ1A8
BATCH: 0054027

COMPOUND	SPIKE ADDED (ug/kg)	MSD CONCENT. (ug/kg)	MSD % REC	% RPD		QC LIMITS RPD	QC LIMITS REC	QUAL
Acenaphthene	680	380	56	24		44	45 - 110	
Pyrene	680	450	63	24		66	45 - 125	
Acenaphthylene	680	410	60	24		41	45 - 105	
Anthracene	680	430	64	27	*	22	55 - 105	p
Benzo(a)anthracene	680	440	61	23		23	50 - 110	
Benzo(b)fluoranthene	680	520	69	26		28	45 - 115	
Benzo(k)fluoranthene	680	420	60	24		31	45 - 125	
Benzo(ghi)perylene	680	460	66	25		50	40 - 125	
Benzo(a)pyrene	680	390	54	26		31	50 - 110	
Chrysene	680	460	63	24		31	55 - 110	
Dibenzo(a,h)anthracene	680	470	69	25		55	40 - 125	
Fluoranthene	680	520	72	24	*	23	55 - 115	p
Fluorene	680	400	59	24		29	50 - 110	
Indeno(1,2,3-cd)pyrene	680	460	66	25		37	40 - 120	
Naphthalene	680	400	56	24		25	40 - 105	
Phenanthrene	680	440	63	27	*	20	50 - 110	p

NOTES(S):

Results and reporting limits have been adjusted for dry weight.

p Relative percent difference (RPD) is outside stated control limits.

Column to be used to flag recovery and RPD values with an asterisk
* Values outside of QC limits

RPD: 3 out of 16 outside limits
Spike Recovery: 0 out of 16 outside limits

COMMENTS:

FORM III

SW846 8270C MATRIX SPIKE/MATRIX SPIKE DUPLICATE RECOVERY

Lab Name: TestAmerica Laboratories, Inc. Client: Science Applications International Corp

Lab Code: TALCAN SDG No:

Matrix Spike ID: LAB MS/MSD Level: (low/med) LOW

Lot #: A0B190524 WO #: LVWW51AD
BATCH: 0054027

COMPOUND	SPIKE ADDED (ug/kg)	SAMPLE CONCENT. (ug/kg)	MS CONCENT. (ug/kg)	MS % REC	LIMITS REC	QUAL
Acenaphthene	1100	ND	700	66	45 - 110	
4-Chloro-3-methylphenol	1100	ND	780	73	45 - 115	
2-Chlorophenol	1100	ND	660	62	45 - 105	
1,4-Dichlorobenzene	1100	ND	590	55	35 - 105	
2,4-Dinitrotoluene	1100	ND	740	69	50 - 115	
4-Nitrophenol	1100	ND	990	93	15 - 140	
N-Nitrosodi-n-propylamine	1100	ND	660	62	40 - 115	
Pentachlorophenol	1100	ND	670	62	25 - 120	
Phenol	1100	ND	710	66	40 - 100	
Pyrene	1100	14	790	72	45 - 125	
1,2,4-Trichlorobenzene	1100	ND	610	57	45 - 110	
bis(2-Ethylhexyl) phthala	1100	ND	790	74	45 - 125	
Acenaphthylene	1100	ND	740	69	45 - 105	
Anthracene	1100	ND	790	73	55 - 105	
Benzo(a)anthracene	1100	ND	750	70	50 - 110	
Benzo(b)fluoranthene	1100	13	790	73	45 - 115	
Benzo(k)fluoranthene	1100	ND	820	77	45 - 125	
Benzo(ghi)perylene	1100	ND	820	77	40 - 125	
Benzo(a)pyrene	1100	ND	690	64	50 - 110	
bis(2-Chloroethoxy)methan	1100	ND	680	63	45 - 110	
bis(2-Chloroethyl) ether	1100	ND	620	58	40 - 105	
4-Bromophenyl phenyl ethe	1100	ND	780	73	45 - 115	
Butyl benzyl phthalate	1100	ND	790	74	50 - 125	
Carbazole	1100	ND	770	72	45 - 115	
4-Chloroaniline	1100	ND	350	33	10 - 95	
2-Chloronaphthalene	1100	ND	720	67	45 - 105	
4-Chlorophenyl phenyl eth	1100	ND	750	70	45 - 110	
Chrysene	1100	ND	770	72	55 - 110	

(Continued on next page)

SW846 8270C MATRIX SPIKE/MATRIX SPIKE DUPLICATE RECOVERY

Lab Name: TestAmerica Laboratories, Inc. Client: Science Applications International Corp

Lab Code: TALCAN SDG No:

Matrix Spike ID: LAB MS/MSD Level: (low/med) LOW

Lot #: A0B190524 WO #: LVWW51AD
BATCH: 0054027

COMPOUND	SPIKE ADDED (ug/kg)	SAMPLE CONCENT. (ug/kg)	MS CONCENT. (ug/kg)	MS % REC	LIMITS REC	QUAL
Dibenzo(a,h)anthracene	1100	ND	810	76	40 - 125	
Dibenzofuran	1100	ND	780	72	50 - 105	
Di-n-butyl phthalate	1100	ND	860	80	55 - 110	
1,2-Dichlorobenzene	1100	ND	610	57	45 - 95	
1,3-Dichlorobenzene	1100	ND	580	54	40 - 100	
3,3'-Dichlorobenzidine	1100	ND	0.0	0*	10 - 130	a
2,4-Dichlorophenol	1100	ND	810	75	45 - 110	
Diethyl phthalate	1100	ND	740	69	50 - 115	
2,4-Dimethylphenol	1100	ND	760	71	30 - 105	
Dimethyl phthalate	1100	ND	750	70	50 - 110	
4,6-Dinitro-2-methylpheno	1100	ND	690	65	30 - 135	
2,4-Dinitrophenol	1100	ND	700	66	15 - 130	
2,6-Dinitrotoluene	1100	ND	770	72	50 - 110	
Di-n-octyl phthalate	1100	ND	810	76	40 - 130	
Fluoranthene	1100	18	840	77	55 - 115	
Fluorene	1100	ND	730	68	50 - 110	
Hexachlorobenzene	1100	ND	760	71	45 - 120	
Hexachlorobutadiene	1100	ND	620	58	40 - 115	
Hexachlorocyclopentadiene	1100	ND	0.0	0*	26 - 105	a
Hexachloroethane	1100	ND	580	54	35 - 110	
Indeno(1,2,3-cd)pyrene	1100	ND	810	75	40 - 120	
Isophorone	1100	ND	670	63	45 - 110	
2-Methylnaphthalene	1100	ND	840	78	45 - 105	
2-Methylphenol	1100	ND	730	68	40 - 105	
Naphthalene	1100	ND	670	62	40 - 105	
2-Nitroaniline	1100	ND	840	78	45 - 120	
3-Nitroaniline	1100	ND	230	21*	25 - 110	a
4-Nitroaniline	1100	ND	280	26*	35 - 115	a

(Continued on next page)

SW846 8270C MATRIX SPIKE/MATRIX SPIKE DUPLICATE RECOVERY

Lab Name: TestAmerica Laboratories, Inc. Client: Science Applications International Corp

Lab Code: TALCAN SDG No:

Matrix Spike ID: LAB MS/MSD Level:(low/med) LOW

Lot #: A0B190524 WO #: LVWW51AD
BATCH: 0054027

COMPOUND	SPIKE ADDED (ug/kg)	SAMPLE CONCENT. (ug/kg)	MS CONCENT. (ug/kg)	MS % REC	LIMITS REC	QUAL
Nitrobenzene	1100	ND	660	62	40- 115	
2-Nitrophenol	1100	ND	700	65	40- 110	
N-Nitrosodiphenylamine	1100	ND	760	71	50- 115	
bis(2-Chloroisopropyl) et	1100	ND	630	59	20- 115	
Phenanthrene	1100	ND	790	74	50- 110	
2,4,5-Trichlorophenol	1100	ND	720	67	50- 110	
2,4,6-Trichlorophenol	1100	ND	730	68	45- 110	
Benzoic acid	1100	ND	970	64	0- 110	
Benzyl alcohol	1100	ND	730	66	20- 125	

NOTES(S):

Results and reporting limits have been adjusted for dry weight.

a Spiked analyte recovery is outside stated control limits.

Column to be used to flag recovery and RPD values with an asterisk
* Values outside of QC limits

RPD: 0 out of 0 outside limits
Spike Recovery: 4 out of 65 outside limits

COMMENTS:

FORM III

SW846 8270C MATRIX SPIKE/MATRIX SPIKE DUPLICATE RECOVERY

Lab Name: TestAmerica Laboratories, Inc. Client: Science Applications International Corp

Lab Code: TALCAN SDG No:

Matrix Spike ID: LAB MS/MSD Level:(low/med) LOW

Lot #: A0B190524 WO #: LVWW51AE
BATCH: 0054027

COMPOUND	SPIKE ADDED (ug/kg)	MSD CONCENT. (ug/kg)	MSD % REC	% RPD		QC LIMITS RPD	QC LIMITS REC	QUAL
Acenaphthene	1100	690	65	1.2		44	45- 110	
4-Chloro-3-methylphenol	1100	770	72	0.93		55	45- 115	
2-Chlorophenol	1100	640	60	3.0		54	45- 105	
1,4-Dichlorobenzene	1100	580	54	2.7		59	35- 105	
2,4-Dinitrotoluene	1100	750	70	1.2		45	50- 115	
4-Nitrophenol	1100	990	92	0.27		64	15- 140	
N-Nitrosodi-n-propylamine	1100	630	59	4.8		50	40- 115	
Pentachlorophenol	1100	670	63	0.58		87	25- 120	
Phenol	1100	680	64	3.7		50	40- 100	
Pyrene	1100	790	73	0.97		66	45- 125	
1,2,4-Trichlorobenzene	1100	620	58	0.85		54	45- 110	
bis(2-Ethylhexyl) phthala	1100	780	73	0.96		31	45- 125	
Acenaphthylene	1100	740	69	0.040		41	45- 105	
Anthracene	1100	760	71	2.6		22	55- 105	
Benzo(a)anthracene	1100	730	68	3.3		23	50- 110	
Benzo(b)fluoranthene	1100	780	72	1.3		28	45- 115	
Benzo(k)fluoranthene	1100	770	72	6.5		31	45- 125	
Benzo(ghi)perylene	1100	810	75	1.6		50	40- 125	
Benzo(a)pyrene	1100	670	63	2.6		31	50- 110	
bis(2-Chloroethoxy)methan	1100	660	61	3.3		35	45- 110	
bis(2-Chloroethyl) ether	1100	600	56	3.5		33	40- 105	
4-Bromophenyl phenyl ethe	1100	770	71	2.2		20	45- 115	
Butyl benzyl phthalate	1100	780	73	1.1		35	50- 125	
Carbazole	1100	760	71	1.8		20	45- 115	
4-Chloroaniline	1100	150	14	80	*	28	10- 95	p
2-Chloronaphthalene	1100	700	66	1.8		28	45- 105	
4-Chlorophenyl phenyl eth	1100	740	69	0.76		29	45- 110	
Chrysene	1100	760	71	1.9		31	55- 110	

(Continued on next page)

SW846 8270C MATRIX SPIKE/MATRIX SPIKE DUPLICATE RECOVERY

Lab Name: TestAmerica Laboratories, Inc. Client: Science Applications International Corp

Lab Code: TALCAN SDG No:

Matrix Spike ID: LAB MS/MSD Level:(low/med) LOW

Lot #: A0B190524 WO #: LVWW51AE
BATCH: 0054027

COMPOUND	SPIKE ADDED	MSD CONCENT.	MSD % REC	% RPD	QC LIMITS RPD	QC LIMITS REC	QUAL
Dibenzo(a,h)anthracene	1100	810	75	0.60	55	40- 125	
Dibenzofuran	1100	770	72	0.82	27	50- 105	
Di-n-butyl phthalate	1100	850	79	1.0	24	55- 110	
1,2-Dichlorobenzene	1100	580	54	5.9	25	45- 95	
1,3-Dichlorobenzene	1100	550	51	4.7	46	40- 100	
3,3'-Dichlorobenzidine	1100	0.0	0*	0.0	56	10- 130	a
2,4-Dichlorophenol	1100	800	74	1.2	27	45- 110	
Diethyl phthalate	1100	740	69	0.53	29	50- 115	
2,4-Dimethylphenol	1100	740	69	2.6	26	30- 105	
Dimethyl phthalate	1100	740	69	1.8	30	50- 110	
4,6-Dinitro-2-methylpheno	1100	690	64	0.57	39	30- 135	
2,4-Dinitrophenol	1100	730	68	4.4	56	15- 130	
2,6-Dinitrotoluene	1100	760	71	1.5	39	50- 110	
Di-n-octyl phthalate	1100	780	73	4.1	29	40- 130	
Fluoranthene	1100	830	76	0.77	23	55- 115	
Fluorene	1100	720	67	1.4	29	50- 110	
Hexachlorobenzene	1100	750	70	1.8	29	45- 120	
Hexachlorobutadiene	1100	610	57	0.45	25	40- 115	
Hexachlorocyclopentadiene	1100	0.0	0*	0.0	33	26- 105	a
Hexachloroethane	1100	540	51	6.0	29	35- 110	
Indeno(1,2,3-cd)pyrene	1100	800	74	1.2	37	40- 120	
Isophorone	1100	660	61	2.1	30	45- 110	
2-Methylnaphthalene	1100	820	76	2.9	27	45- 105	
2-Methylphenol	1100	680	63	8.0	29	40- 105	
Naphthalene	1100	640	60	3.8	25	40- 105	
2-Nitroaniline	1100	820	77	1.8	39	45- 120	
3-Nitroaniline	1100	220	20*	4.6	45	25- 110	a
4-Nitroaniline	1100	230	22*	20	44	35- 115	a

(Continued on next page)

SW846 8270C MATRIX SPIKE/MATRIX SPIKE DUPLICATE RECOVERY

Lab Name: TestAmerica Laboratories, Inc. Client: Science Applications International Corp

Lab Code: TALCAN SDG No:

Matrix Spike ID: LAB MS/MSD Level:(low/med) LOW

Lot #: A0B190524 WO #: LVWW51AE
BATCH: 0054027

COMPOUND	SPIKE ADDED	MSD CONCENT.	MSD % REC	% RPD	QC LIMITS RPD	QC LIMITS REC	QUAL
Nitrobenzene	1100	650	60	2.0	29	40- 115	
2-Nitrophenol	1100	670	62	3.7	30	40- 110	
N-Nitrosodiphenylamine	1100	740	69	3.3	68	50- 115	
bis(2-Chloroisopropyl) et	1100	590	55	6.5	50	20- 115	
Phenanthrene	1100	770	72	3.2	20	50- 110	
2,4,5-Trichlorophenol	1100	760	71	5.7	30	50- 110	
2,4,6-Trichlorophenol	1100	740	69	1.8	29	45- 110	
Benzoic acid	1100	1100	72	8.3	20	0- 110	
Benzyl alcohol	1100	690	62	5.2	20	20- 125	

NOTES(S):

Results and reporting limits have been adjusted for dry weight.

p Relative percent difference (RPD) is outside stated control limits.

a Spiked analyte recovery is outside stated control limits.

Column to be used to flag recovery and RPD values with an asterisk
* Values outside of QC limits

RPD: 1 out of 65 outside limits
Spike Recovery: 4 out of 65 outside limits

COMMENTS:

FORM III

SW846 8270C METHOD BLANK SUMMARY

BLANK WORKORDER NO.: LV0FP1AA

Lab Name: TestAmerica Laboratories, Inc.

Lab Code: TALCAN

SDG Number:

Lab File ID: LV0FP1AA.

Lot Number: A0B180429

Date Analyzed: 03/02/10

Time Analyzed: 10:37

Matrix: SOLID

Date Extracted:02/23/10

GC Column: DB-5.625 ID: .32

Extraction Method: 3540C

Instrument ID: HP7

Level:(low/med) LOW

THIS METHOD BLANK APPLIES TO THE FOLLOWING SAMPLES, LCS, LCSD, MS , MSD:

	CLIENT ID.	SAMPLE WORK ORDER #	LAB FILE ID	DATE ANALYZED	TIME ANALYZED
01	B12SS-036M-5038-SO	LVTQQ1A5	LVTQQ1A5.	03/02/10	15:22
02	B12SS-036M-5038-SO	LVTQQ1A7 S	LVTQQ1A7.	03/02/10	15:41
03	B12SS-036M-5038-SO	LVTQQ1A8 D	LVTQQ1A8.	03/02/10	16:00
04	B12SS-037M-5039-SO	LVTQ11AG	LVTQ11AG.	03/02/10	16:19
05	B12SS-037M-6049-FD	LVTQ21AG	LVTQ21AG.	03/02/10	16:38
06	B12SS-038M-5040-SO	LVTQ31A7	LVTQ31A7.	03/02/10	13:47
07	ATASS-015M-5036-SO	LVTT01AC	LVTT01AC.	03/02/10	14:06
08	INTRA-LAB QC	LVWW51AC	LVWW51AC.	03/02/10	11:15
09	LAB MS/MSD	LVWW51AD S	LVWW51AD.	03/02/10	11:34
10	LAB MS/MSD	LVWW51AE D	LVWW51AE.	03/02/10	11:53
11	CHECK SAMPLE	LV0FP1AC C	LV0FP1AC.	03/02/10	10:56
12					
13					
14					
15					
16					
17					
18					
19					
20					
21					
22					
23					
24					
25					
26					
27					
28					
29					
30					

COMMENTS:

FORM IV

5B

SEMIVOLATILE ORGANIC INSTRUMENT PERFORMANCE CHECK
DECAFLUOROTRIPHENYLPHOSPHINE (DFTPP)

Lab Name: NORTH CANTON Contract:

Lab Code: TACAN Case No.: SAS No.: SDG No.: A0B180429

Lab File ID: 7DF0301 DFTPP Injection Date: 03/01/10

Instrument ID: A4HP7 DFTPP Injection Time: 1504

m/e	ION ABUNDANCE CRITERIA	% RELATIVE ABUNDANCE
51	30.0 - 80.0% of mass 198	43.6
68	Less than 2.0% of mass 69	0.0 (0.0)1
69	Mass 69 relative abundance	41.2
70	Less than 2.0% of mass 69	0.2 (0.5)1
127	25.0 - 75.0% of mass 198	51.8
197	Less than 1.0% of mass 198	0.2
198	Base Peak, 100% relative abundance	100.0
199	5.0 to 9.0% of mass 198	6.7
275	10.0 - 30.0% of mass 198	25.2
365	Greater than 0.75% of mass 198	2.58
441	Present, but less than mass 443	9.7
442	40.0 - 110.0% of mass 198	67.1
443	15.0 - 24.0% of mass 442	13.0 (19.4)2

1-Value is % mass 69 2-Value is % mass 442

THIS CHECK APPLIES TO THE FOLLOWING SAMPLES, MS, MSD, BLANKS, AND STANDARDS:

	EPA SAMPLE NO.	LAB SAMPLE ID	LAB FILE ID	DATE ANALYZED	TIME ANALYZED
01	SSTD005	L5	7SMM0301	03/01/10	1523
02	SSTD004	L4	7SM0301	03/01/10	1543
03	SSTD003	L3	7SML0301	03/01/10	1602
04	SSTD002	L2	7SL0301	03/01/10	1622
05	SSTD001	L1	7SLL0301	03/01/10	1641
06	SSTD009	L9	7SHHH0301	03/01/10	1701
07	SSTD008	L8	7SHH0301	03/01/10	1720
08	SSTD007	L7	7SH0301	03/01/10	1740
09	SSTD006	L6	7SMH0301	03/01/10	1759
10					
11					
12					
13					
14					
15					
16					
17					
18					
19					
20					
21					
22					

5B

SEMIVOLATILE ORGANIC INSTRUMENT PERFORMANCE CHECK
DECAFLUOROTRIPHENYLPHOSPHINE (DFTPP)

Lab Name: NORTH CANTON Contract:

Lab Code: TACAN Case No.: SAS No.: SDG No.: A0B180429

Lab File ID: 7DF0302 DFTPP Injection Date: 03/02/10

Instrument ID: A4HP7 DFTPP Injection Time: 0917

m/e	ION ABUNDANCE CRITERIA	% RELATIVE ABUNDANCE
51	30.0 - 80.0% of mass 198	46.4
68	Less than 2.0% of mass 69	0.8 (1.9)1
69	Mass 69 relative abundance	42.7
70	Less than 2.0% of mass 69	0.1 (0.2)1
127	25.0 - 75.0% of mass 198	53.4
197	Less than 1.0% of mass 198	0.0
198	Base Peak, 100% relative abundance	100.0
199	5.0 to 9.0% of mass 198	6.6
275	10.0 - 30.0% of mass 198	24.7
365	Greater than 0.75% of mass 198	2.31
441	Present, but less than mass 443	8.1
442	40.0 - 110.0% of mass 198	56.9
443	15.0 - 24.0% of mass 442	10.8 (19.0)2

1-Value is % mass 69 2-Value is % mass 442

THIS CHECK APPLIES TO THE FOLLOWING SAMPLES, MS, MSD, BLANKS, AND STANDARDS:

	EPA SAMPLE NO.	LAB SAMPLE ID	LAB FILE ID	DATE ANALYZED	TIME ANALYZED
01	SSTD006	L6	7SMH0302	03/02/10	0936
02	LV0FPBLK	LV0FP1AA	LV0FP1AA	03/02/10	1037
03	LV0FPCHK	LV0FP1AC	LV0FP1AC	03/02/10	1056
04	B12SS-038M-5	LVTQ31A7	LVTQ31A7	03/02/10	1347
05	ATASS-015M-5	LVTT01AC	LVTT01AC	03/02/10	1406
06	B12SS-036M-5	LVTQQ1A5	LVTQQ1A5	03/02/10	1522
07	B12SS-036M-5	LVTQQ1A7	LVTQQ1A7	03/02/10	1541
08	B12SS-036M-5	LVTQQ1A8	LVTQQ1A8	03/02/10	1600
09	B12SS-037M-5	LVTQ11AG	LVTQ11AG	03/02/10	1619
10	B12SS-037M-6	LVTQ21AG	LVTQ21AG	03/02/10	1638
11					
12					
13					
14					
15					
16					
17					
18					
19					
20					
21					
22					

SEMIVOLATILE INTERNAL STANDARD AREA AND RT SUMMARY

Lab Name: NORTH CANTON Contract:

Lab Code: TACAN Case No.: SAS No.: SDG No.: A0B180429

Lab File ID (Standard): 7SMH0302 Date Analyzed: 03/02/10

Instrument ID: A4HP7 Time Analyzed: 0936

		IS1 (DCB) AREA	#	RT	#	IS2 (NPT) AREA	#	RT	#	IS3 (ANT) AREA	#	RT	#
	12 HOUR STD	314430		3.47		1302947		4.36		667302		5.63	
	UPPER LIMIT	628860		3.97		2605894		4.86		1334604		6.13	
	LOWER LIMIT	157215		2.97		651474		3.86		333651		5.13	
	EPA SAMPLE NO.												
01	LV0FPBLK	345994		3.46		1459296		4.36		750948		5.63	
02	LV0FPCHK	352855		3.46		1493853		4.36		785574		5.63	
03	B12SS-038M-5	250160		3.48		1138294		4.36		675823		5.63	
04	ATASS-015M-5	233550		3.50		997189		4.37		565293		5.63	
05	B12SS-036M-5	259150		3.48		1179029		4.37		676105		5.63	
06	B12SS-036M-5	283705		3.48		1231532		4.37		697546		5.63	
07	B12SS-036M-5	252759		3.48		1115833		4.37		652504		5.63	
08	B12SS-037M-5	261047		3.49		1127844		4.37		660355		5.63	
09	B12SS-037M-6	190632		3.49		849205		4.37		521685		5.64	
10													
11													
12													
13													
14													
15													
16													
17													
18													
19													
20													
21													
22													

IS1 (DCB) = 1,4-Dichlorobenzene-d4
IS2 (NPT) = Naphthalene-d8
IS3 (ANT) = Acenaphthene-d10

AREA UPPER LIMIT = +100% of internal standard area
AREA LOWER LIMIT = - 50% of internal standard area
RT UPPER LIMIT = + 0.50 minutes of internal standard RT
RT LOWER LIMIT = - 0.50 minutes of internal standard RT

Column used to flag internal standard area values with an asterisk.
* Values outside of QC limits.

8C

SEMIVOLATILE INTERNAL STANDARD AREA AND RT SUMMARY

Lab Name: NORTH CANTON Contract:

Lab Code: TACAN Case No.: SAS No.: SDG No.: A0B180429

Lab File ID (Standard): 7SMH0302 Date Analyzed: 03/02/10

Instrument ID: A4HP7 Time Analyzed: 0936

		IS4(PHN) AREA	#	RT	#	IS5(CRY) AREA	#	RT	#	IS6(PRY) AREA	#	RT	#
	12 HOUR STD	1052286		6.71		1252372		8.66		1122003		10.03	
	UPPER LIMIT	2104572		7.21		2504744		9.16		2244006		10.53	
	LOWER LIMIT	526143		6.21		626186		8.16		561002		9.53	
	EPA SAMPLE NO.												
01	LV0FPBLK	1150725		6.71		1293874		8.66		1153399		10.02	
02	LV0FPCHK	1213292		6.71		1451578		8.66		1315044		10.03	
03	B12SS-038M-5	1109840		6.71		1439695		8.66		1359965		10.04	
04	ATASS-015M-5	909397		6.71		1141653		8.66		1080777		10.04	
05	B12SS-036M-5	1092856		6.72		1390793		8.66		1297365		10.04	
06	B12SS-036M-5	1143037		6.72		1459548		8.67		1395022		10.05	
07	B12SS-036M-5	1046527		6.72		1351284		8.67		1288590		10.05	
08	B12SS-037M-5	1116513		6.72		1489341		8.67		1414538		10.06	
09	B12SS-037M-6	882783		6.72		1178224		8.67		1114821		10.05	
10													
11													
12													
13													
14													
15													
16													
17													
18													
19													
20													
21													
22													

IS4 (PHN) = Phenanthrene-d10
IS5 (CRY) = Chrysene-d12
IS6 (PRY) = Perylene-d12

AREA UPPER LIMIT = +100% of internal standard area
AREA LOWER LIMIT = - 50% of internal standard area
RT UPPER LIMIT = + 0.50 minutes of internal standard RT
RT LOWER LIMIT = - 0.50 minutes of internal standard RT

Column used to flag internal standard area values with an asterisk.
* Values outside of QC limits.

TestAmerica
THE LEADER IN ENVIRONMENTAL TESTING

SAMPLE DATA

Science Applications International Corp

Client Sample ID: B12SS-036M-5038-SO

GC/MS Semivolatiles

Lot-Sample #...: A0B180429-001 **Work Order #...:** LVTQQ1A5 **Matrix.....:** SO
Date Sampled...: 02/16/10 10:30 **Date Received..:** 02/17/10
Prep Date.....: 02/23/10 **Analysis Date..:** 03/02/10
Prep Batch #...: 0054027
Dilution Factor: 1 **Initial Wgt/Vol:** 30.14 g **Final Wgt/Vol..:** 2 mL
% Moisture.....: 1.9 **Method.....:** SW846 8270C

PARAMETER	RESULT	REPORTING LIMIT	UNITS	MDL
Acenaphthene	ND	6.8	ug/kg	3.4
Acenaphthylene	ND	6.8	ug/kg	3.4
Anthracene	ND	6.8	ug/kg	3.4
Benzo(a)anthracene	**26**	**6.8**	**ug/kg**	**3.4**
Benzo(b)fluoranthene	**51**	**6.8**	**ug/kg**	**3.4**
Benzo(k)fluoranthene	**16**	**6.8**	**ug/kg**	**3.4**
Benzo(ghi)perylene	**20**	**6.8**	**ug/kg**	**3.4**
Benzo(a)pyrene	**27**	**6.8**	**ug/kg**	**3.4**
Chrysene	**31**	**6.8**	**ug/kg**	**1.1**
Dibenzo(a,h)anthracene	ND	6.8	ug/kg	3.4
Fluoranthene	**33**	**6.8**	**ug/kg**	**3.4**
Fluorene	ND	6.8	ug/kg	3.4
Indeno(1,2,3-cd)pyrene	**19**	**6.8**	**ug/kg**	**3.4**
Naphthalene	**26**	**6.8**	**ug/kg**	**3.4**
Phenanthrene	**11**	**6.8**	**ug/kg**	**3.4**
Pyrene	**27**	**6.8**	**ug/kg**	**3.4**

SURROGATE	PERCENT RECOVERY	RECOVERY LIMITS
2-Fluorobiphenyl	54	(45 - 105)
2-Fluorophenol	60	(35 - 105)
Phenol-d5	59	(40 - 100)
2,4,6-Tribromophenol	55	(35 - 125)
Nitrobenzene-d5	46	(35 - 100)
Terphenyl-d14	62	(30 - 125)

NOTE(S):

Results and reporting limits have been adjusted for dry weight.

TestAmerica North Canton

Semivolatile REPORT SW-846 Method 8270

Data file : \\cansvr11\dd\chem\MSS\a4hp7.i\00302a.b\LVTQQ1A5.D
Lab Smp Id: lvtqq1a5 Client Smp ID: B12SS-036M-5038-SO
Inj Date : 02-MAR-2010 15:22
Operator : 001710 Inst ID: a4hp7.i
Smp Info : lvtqq1a5,00302a.b,8270C-625,1-827042d.sub
Misc Info :
Comment   :
Method   : \\cansvr11\dd\chem\MSS\a4hp7.i\00302a.b\8270C-625.m
Meth Date : 04-Mar-2010 10:09 gruberj Quant Type: ISTD
Cal Date : 01-MAR-2010 20:53 Cal File: 7AL0301.D
Als bottle: 20
Dil Factor: 1.00000
Integrator: HP RTE Compound Sublist: 1-827042d.sub
Target Version: 4.14
Processing Host: CANPMSSV01

Concentration Formula: Amt * DF * Uf * Vt/(Vi * Ws *) * CpndVariable

Name	Value	Description
DF	1.000	Dilution Factor
Uf	1.000	ng unit correction factor
Vt	2000.000	Volume of final extract (uL)(1000 low, 2
Vi	0.50000	Volume injected (uL)
Ws	30.140	Weight of sample extracted (g)
Cpnd Variable		Local Compound Variable

Compounds	QUANT SIG MASS	RT	EXP RT	REL RT	RESPONSE	CONCENTRATIONS ON-COLUMN (NG)	FINAL (ug/kg)	
* 1 1,4-Dichlorobenzene-d4	152	3.480	3.470	(1.000)	259150	2.00000		(Q)
* 2 Naphthalene-d8	136	4.368	4.358	(1.000)	1179029	2.00000		
* 3 Acenaphthene-d10	164	5.631	5.625	(1.000)	676105	2.00000		
* 4 Phenanthrene-d10	188	6.716	6.711	(1.000)	1092856	2.00000		
* 5 Chrysene-d12	240	8.663	8.663	(1.000)	1390793	2.00000		
* 6 Perylene-d12	264	10.038	10.027	(1.000)	1297365	2.00000		
9 Pyridine	79	Compound Not Detected.						
10 N-Nitrosodimethylamine	74	Compound Not Detected.						
11 Ethyl methacrylate	69	Compound Not Detected.						
12 3-Chloropropionitrile	54	Compound Not Detected.						
13 Malononitrile	66	Compound Not Detected.						
209 Benzaldehyde	77	Compound Not Detected.						
21 Aniline	93	Compound Not Detected.						
22 Phenol	94	Compound Not Detected.						
23 bis(2-Chloroethyl)ether	93	Compound Not Detected.						
24 2-Chlorophenol	128	Compound Not Detected.						
26 1,3-Dichlorobenzene	146	Compound Not Detected.						
27 1,4-Dichlorobenzene	146	Compound Not Detected.						

28	1,2-Dichlorobenzene	146	Compound Not Detected.
29	Benzyl Alcohol	108	Compound Not Detected.

	Compounds	QUANT SIG MASS	RT	EXP RT	REL RT	RESPONSE	CONCENTRATIONS ON-COLUMN (NG)	FINAL (ug/kg)
30	2-Methylphenol	108	Compound Not Detected.					
31	bis(2-Chloroisopropyl)ether	45	Compound Not Detected.					
37	Acetophenone	105	3.743	3.732	(1.075)	23502	0.10207	13.546(QMH)
32	N-Nitroso-di-n-propylamine	70	Compound Not Detected.					
192	4-Methylphenol	108	Compound Not Detected.					
34	Hexachloroethane	117	Compound Not Detected.					
35	Nitrobenzene	77	Compound Not Detected.					
41	Isophorone	82	Compound Not Detected.					
42	2-Nitrophenol	139	4.090	4.079	(0.936)	14932	0.15455	20.510(Q)
43	2,4-Dimethylphenol	107	Compound Not Detected.					
44	bis(2-Chloroethoxy)methane	93	Compound Not Detected.					
46	2,4-Toluenediamene	121	Compound Not Detected.					
47	1,3,5-Trichlorobenzene	180	Compound Not Detected.					
48	2,4-Dichlorophenol	162	Compound Not Detected.					
49	Benzoic Acid	122	Compound Not Detected.					
50	1,2,4-Trichlorobenzene	180	Compound Not Detected.					
51	Naphthalene	128	4.379	4.374	(1.002)	102670	0.19582	25.988
52	4-Chloroaniline	127	Compound Not Detected.					
56	Hexachlorobutadiene	225	Compound Not Detected.					
210	Caprolactam	113	Compound Not Detected.					
57	1,2,3-Trichlorobenzene	180	Compound Not Detected.					
59	4-Chloro-3-Methylphenol	107	Compound Not Detected.					
62	2-Methylnaphthalene	142	4.871	4.866	(1.115)	43242	0.15253	20.243
63	1-Methylnaphthalene	142	4.946	4.941	(1.132)	19108	0.05765	7.6511
64	Hexachlorocyclopentadiene	237	Compound Not Detected.					
66	2,4,6-Trichlorophenol	196	Compound Not Detected.					
67	2,4,5-Trichlorophenol	196	Compound Not Detected.					
211	1,1'-Biphenyl	154	Compound Not Detected.					
68	1,2,3,5-Tetrachlorobenzene	216	Compound Not Detected.					
70	2-Chloronaphthalene	162	Compound Not Detected.					
73	2-Nitroaniline	65	Compound Not Detected.					
74	1,2,3,4-Tetrachlorobenzene	216	Compound Not Detected.					
76	Dimethylphthalate	163	Compound Not Detected.					
78	2,6-Dinitrotoluene	165	Compound Not Detected.					
79	Acenaphthylene	152	Compound Not Detected.					
80	1,2-Dinitrobenzene	168	Compound Not Detected.					
81	3-Nitroaniline	138	Compound Not Detected.					
82	Acenaphthene	153	Compound Not Detected.					
83	2,4-Dinitrophenol	184	Compound Not Detected.					
85	4-Nitrophenol	109	Compound Not Detected.					
86	Dibenzofuran	168	Compound Not Detected.					
87	2,4-Dinitrotoluene	165	Compound Not Detected.					
91	2,3,5,6-Tetrachlorophenol	232	Compound Not Detected.					
93	Diethylphthalate	149	Compound Not Detected.					
94	Fluorene	166	Compound Not Detected.					
95	4-Chlorophenyl-phenylether	204	Compound Not Detected.					
96	4-Nitroaniline	138	Compound Not Detected.					
98	4,6-Dinitro-2-methylphenol	198	Compound Not Detected.					
99	N-Nitrosodiphenylamine	169	Compound Not Detected.					
100	1,2-Diphenylhydrazine	77	Compound Not Detected.					
106	4-Bromophenyl-phenylether	248	Compound Not Detected.					
107	Hexachlorobenzene	284	Compound Not Detected.					

212	Atrazine	200	Compound Not Detected.
111	Pentachlorophenol	266	Compound Not Detected.

Compounds	QUANT SIG MASS	RT	EXP RT	REL RT	RESPONSE	CONCENTRATIONS ON-COLUMN (NG)	FINAL (ug/kg)
115 Phenanthrene	178	6.732	6.727	(1.002)	50050	0.08477	11.250
116 Anthracene	178	Compound Not Detected.					
119 Carbazole	167	Compound Not Detected.					
120 Di-n-Butylphthalate	149	Compound Not Detected.					
123 Fluoranthene	202	7.604	7.599	(1.132)	146572	0.24509	32.527
124 Benzidine	184	Compound Not Detected.					
125 Pyrene	202	7.775	7.770	(0.898)	134929	0.19706	26.152
131 Butylbenzylphthalate	149	Compound Not Detected.					
133 3,3'-Dimethoxybenzidine	244	Compound Not Detected.					
135 3,3'-Dichlorobenzidine	252	Compound Not Detected.					
136 Benzo(a)Anthracene	228	8.653	8.653	(0.999)	133359	0.19425	25.779
137 Chrysene	228	8.685	8.685	(1.002)	146801	0.23000	30.524
138 4,4'-Methylene bis(o-chloroan	231	Compound Not Detected.					
139 bis(2-ethylhexyl)Phthalate	149	8.583	8.588	(0.991)	143087	0.29905	39.688
140 Di-n-octylphthalate	149	Compound Not Detected.					
141 Benzo(b)fluoranthene	252	9.615	9.610	(0.958)	247054	0.37798	50.163(QM)
142 Benzo(k)fluoranthene	252	9.637	9.637	(0.960)	84687	0.11725	15.561(QM)
146 Benzo(a)pyrene	252	9.974	9.968	(0.994)	123172	0.19724	26.177
149 Indeno(1,2,3-cd)pyrene	276	11.514	11.503	(1.147)	96731	0.13897	18.444
150 Dibenz(a,h)anthracene	278	Compound Not Detected.					
151 Benzo(g,h,i)perylene	276	11.974	11.953	(1.193)	83149	0.14619	19.402
198 1,4-Dioxane	88	Compound Not Detected.					
$ 154 Nitrobenzene-d5	82	3.855	3.844	(0.882)	483042	2.31683	307.48
$ 155 2-Fluorobiphenyl	172	5.122	5.117	(0.910)	1028117	2.68144	355.86
$ 156 Terphenyl-d14	244	7.850	7.845	(0.906)	1337969	3.10168	411.64
$ 157 Phenol-d5	99	3.250	3.181	(0.934)	852907	4.39914	583.83(H)
$ 158 2-Fluorophenol	112	2.700	2.603	(0.776)	664388	4.48461	595.17(H)
$ 159 2,4,6-Tribromophenol	330	6.203	6.198	(1.102)	193647	4.09332	543.24
$ 186 2-Chlorophenol-d4	132	3.352	3.315	(0.963)	691414	4.54087	602.64
$ 187 1,2-Dichlorobenzene-d4	152	3.593	3.582	(1.032)	247356	2.37396	315.06
M 195 Cresols, total	100	Compound Not Detected.					
101 Diphenylamine	169	Compound Not Detected.					

QC Flag Legend

Q - Qualifier signal failed the ratio test.
M - Compound response manually integrated.
H - Operator selected an alternate compound hit.

TestAmerica North Canton

INTERNAL STANDARD COMPOUNDS
AREA AND RT SUMMARY

Instrument ID: a4hp7.i
Lab File ID: LVTQQ1A5.D
Lab Smp Id: lvtqq1a5
Analysis Type: SV
Quant Type: ISTD
Operator: 001710
Method File: \\cansvr11\dd\chem\MSS\a4hp7.i\00302a.b\8270C-625.m
Misc Info:

Calibration Date: 02-MAR-2010
Calibration Time: 09:36
Client Smp ID: B12SS-036M-5038-SO
Level: LOW
Sample Type: SOIL

		AREA LIMIT			
COMPOUND	STANDARD	LOWER	UPPER	SAMPLE	%DIFF
1 1,4-Dichlorobenze	314430	157215	628860	259150	-17.58
2 Naphthalene-d8	1302947	651474	2605894	1179029	-9.51
3 Acenaphthene-d10	667302	333651	1334604	676105	1.32
4 Phenanthrene-d10	1052286	526143	2104572	1092856	3.86
5 Chrysene-d12	1252372	626186	2504744	1390793	11.05
6 Perylene-d12	1122003	561002	2244006	1297365	15.63

		RT LIMIT			
COMPOUND	STANDARD	LOWER	UPPER	SAMPLE	%DIFF
1 1,4-Dichlorobenze	3.47	2.97	3.97	3.48	0.31
2 Naphthalene-d8	4.36	3.86	4.86	4.37	0.25
3 Acenaphthene-d10	5.63	5.13	6.13	5.63	0.10
4 Phenanthrene-d10	6.71	6.21	7.21	6.72	0.08
5 Chrysene-d12	8.66	8.16	9.16	8.66	0.00
6 Perylene-d12	10.03	9.53	10.53	10.04	0.11

AREA UPPER LIMIT = +100% of internal standard area.
AREA LOWER LIMIT = - 50% of internal standard area.
RT UPPER LIMIT = + 0.50 minutes of internal standard RT.
RT LOWER LIMIT = - 0.50 minutes of internal standard RT.

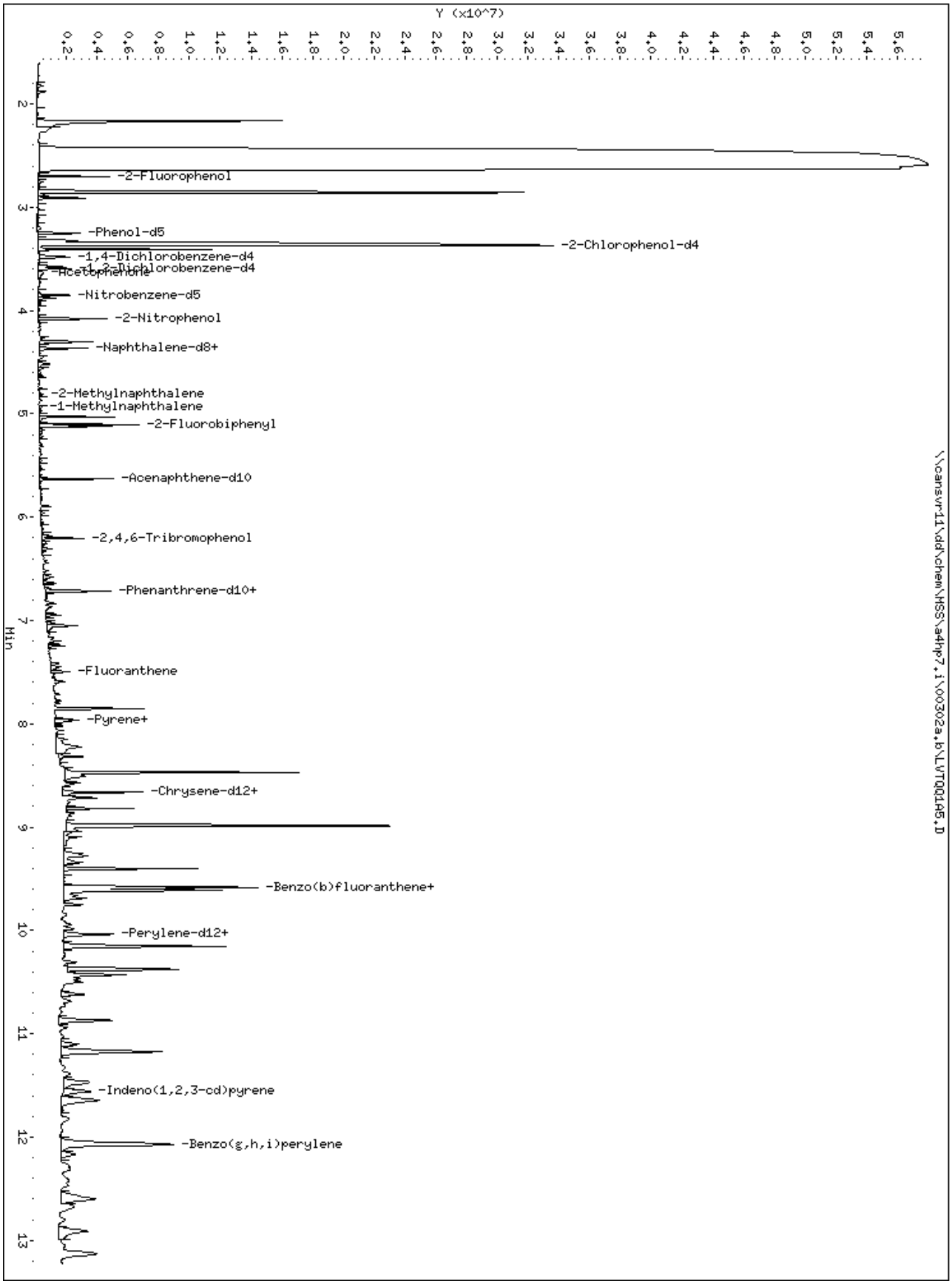
Y (x10^7)
0.2 0.4 0.6 0.8 1.0 1.2 1.4 1.6 1.8 2.0 2.2 2.4 2.6 2.8 3.0 3.2 3.4 3.6 3.8 4.0 4.2 4.4 4.6 4.8 5.0 5.2 5.4 5.6
2
3
4
5
6
7
8
9
10
11
12
13
Min
-2-Fluorophenol
-Phenol-d5
-2-Chlorophenol-d4
-1,4-Dichlorobenzene-d4
-1,2-Dichlorobenzene-d4
-Acetophenone
-Nitrobenzene-d5
-2-Nitrophenol
-Naphthalene-d8+
-2-Methylnaphthalene
-1-Methylnaphthalene
-2-Fluorobiphenyl
-Acenaphthene-d10
-2,4,6-Tribromophenol
-Phenanthrene-d10+
-Fluoranthene
-Pyrene+
-Chrysene-d12+
-Benzo(b)fluoranthene+
-Perylene-d12+
-Indeno(1,2,3-cd)pyrene
-Benzo(g,h,i)perylene
\\cansvr11\dd\chem\HSS\a4hp7.i\00302a.b\LVTQQ105.D

37 Acetophenone

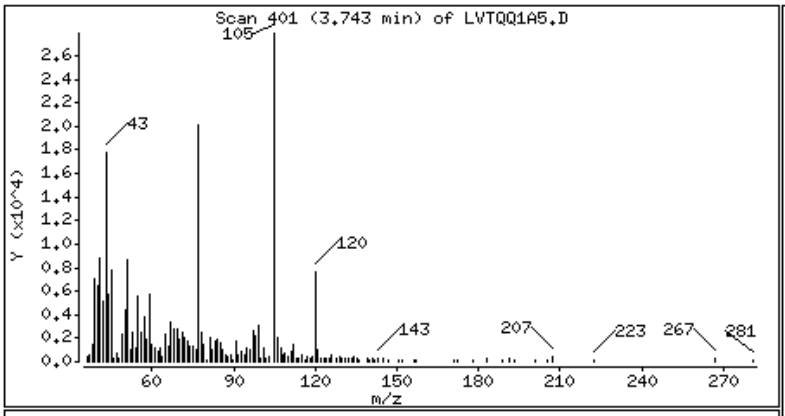

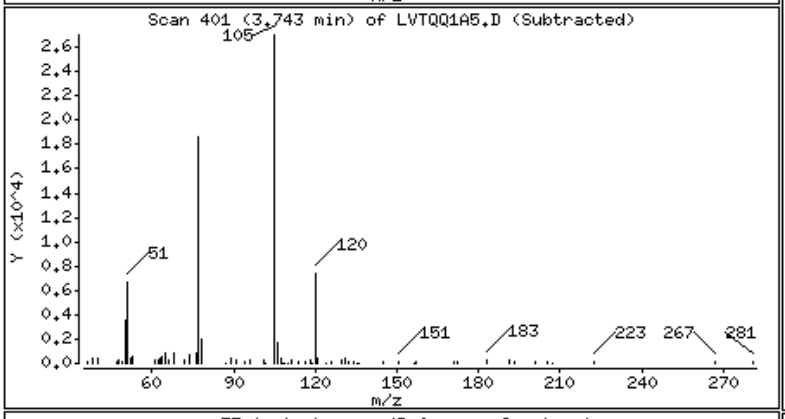

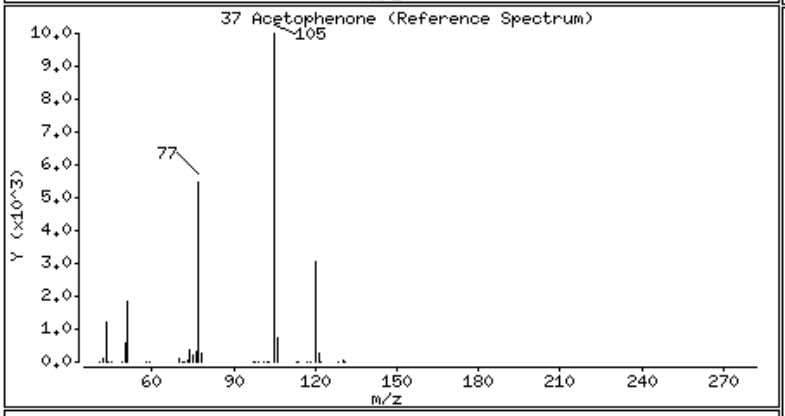

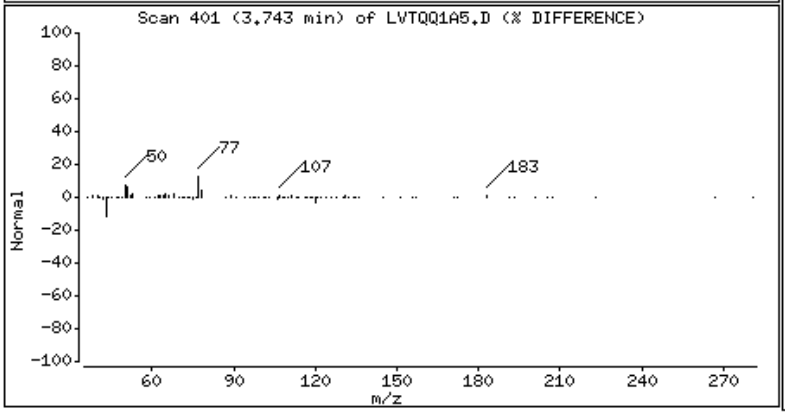

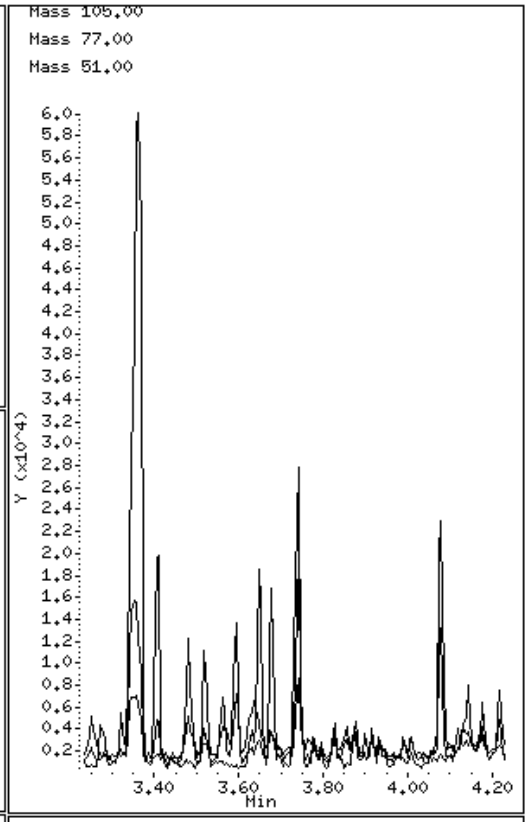

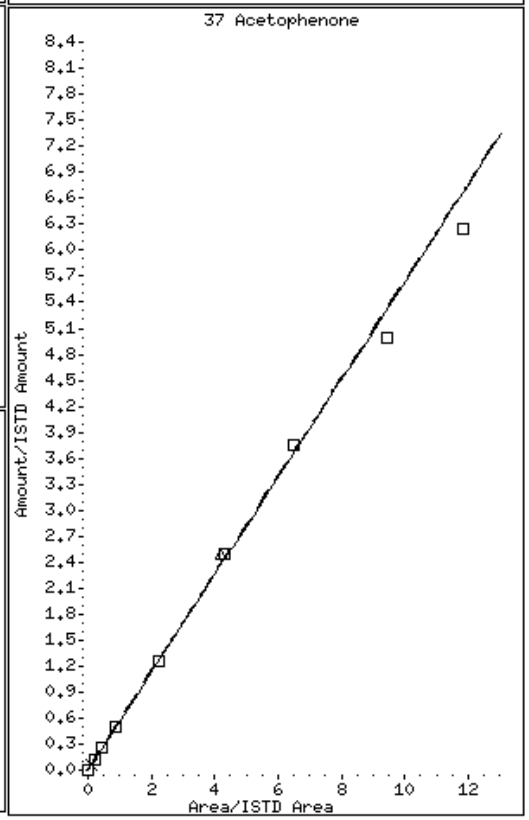

42 2-Nitrophenol

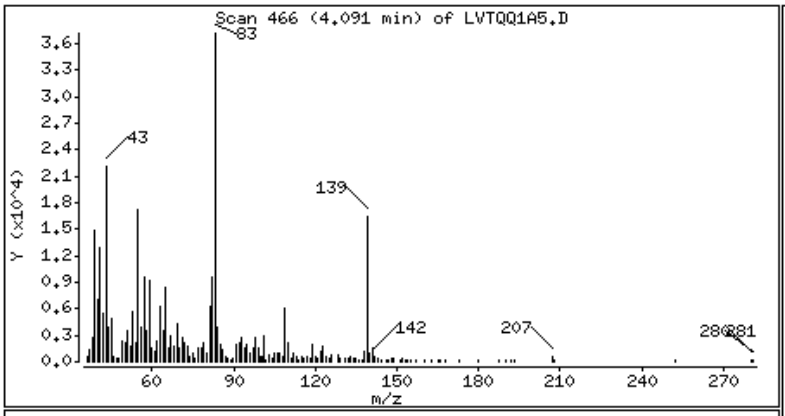

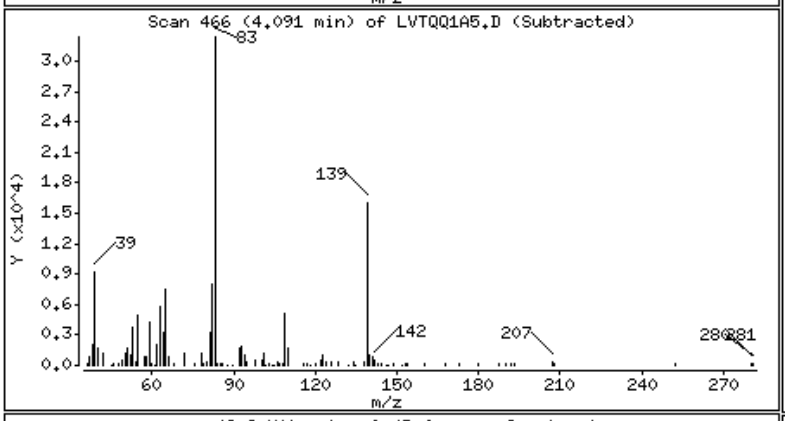

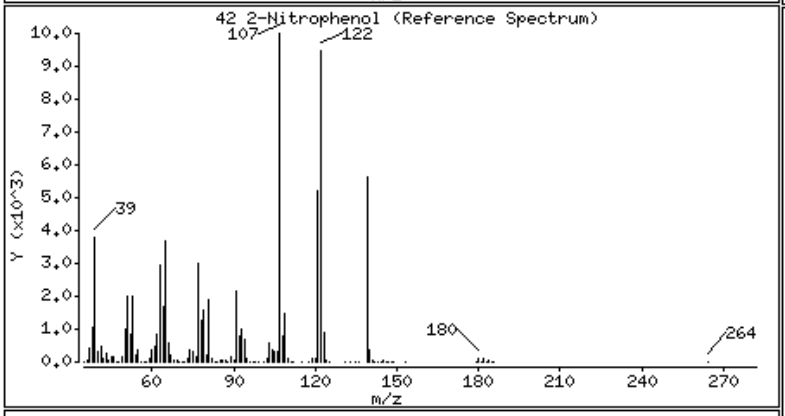

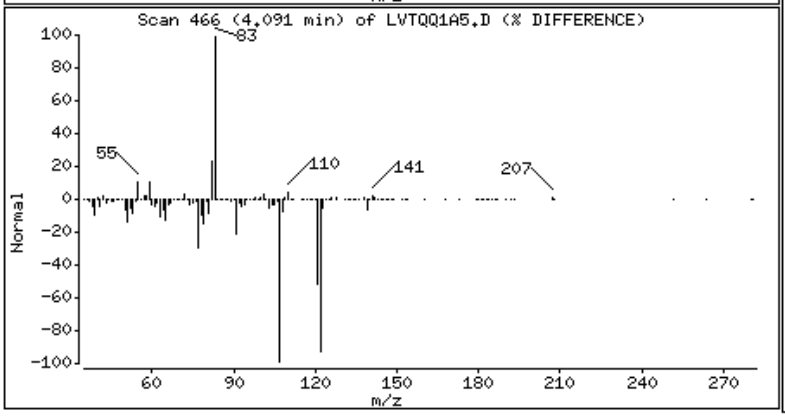

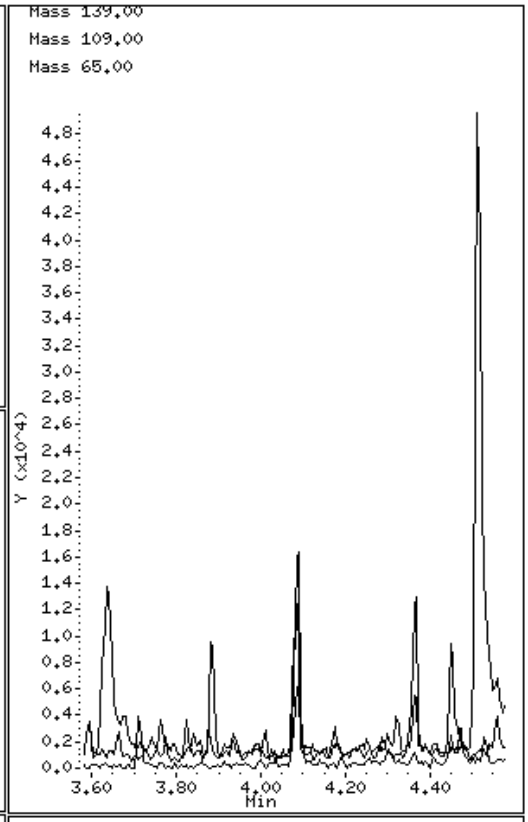

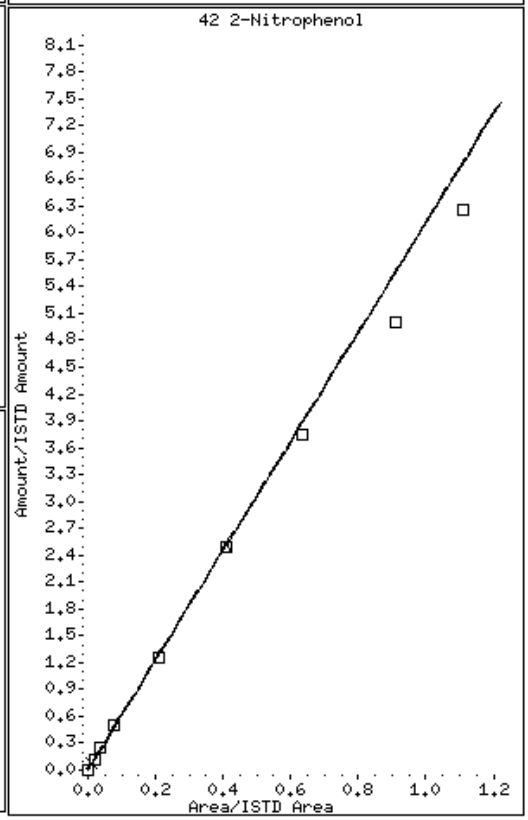

51 Naphthalene

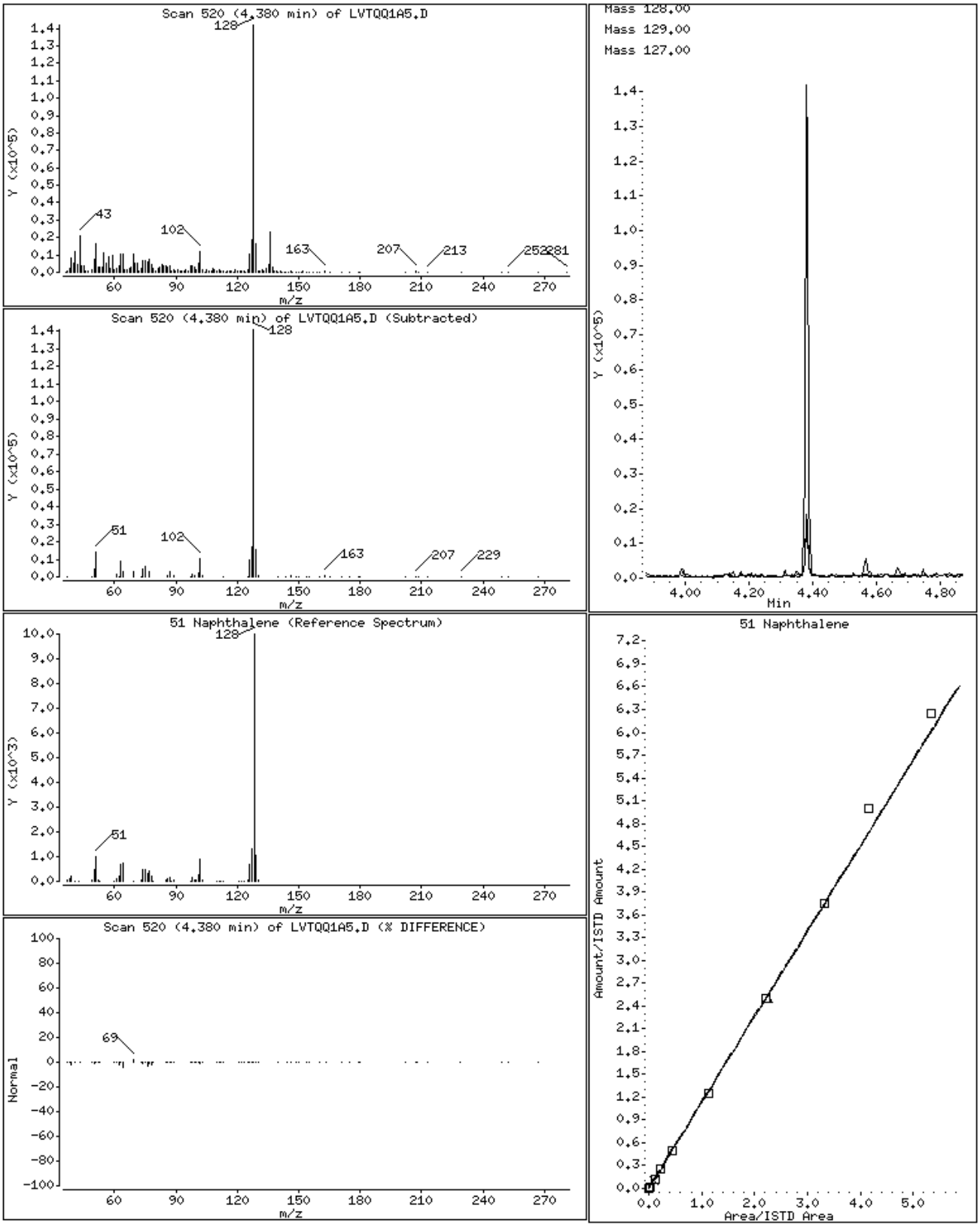

62 2-Methylnaphthalene

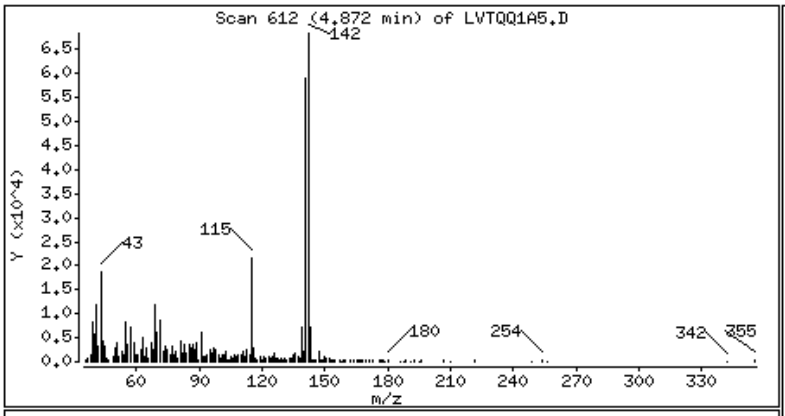

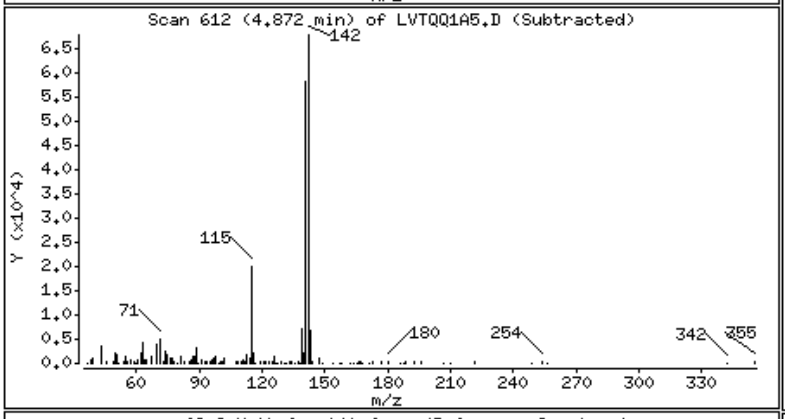

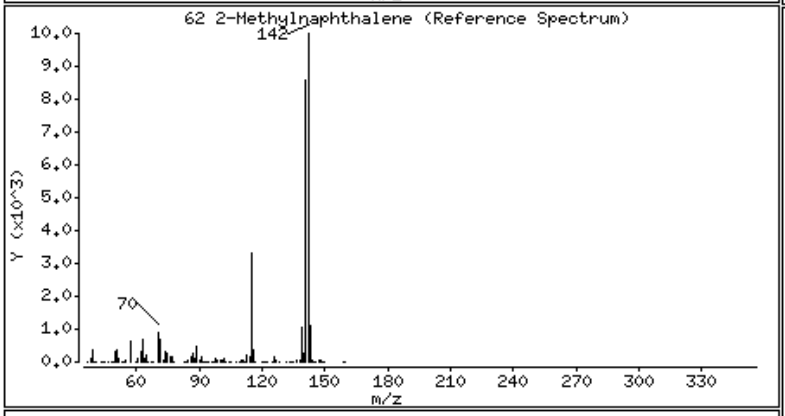

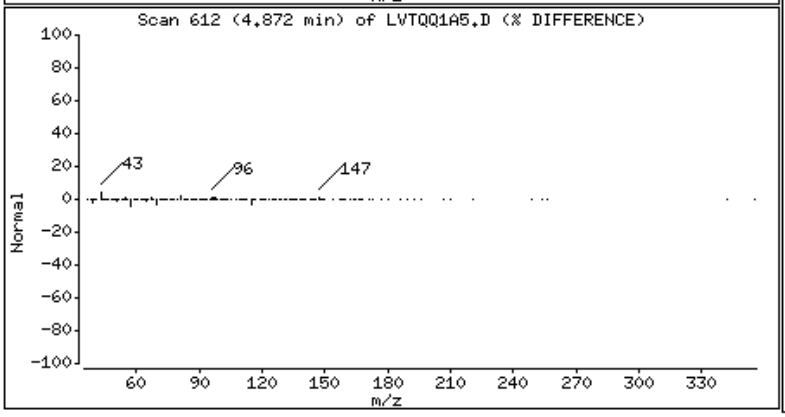

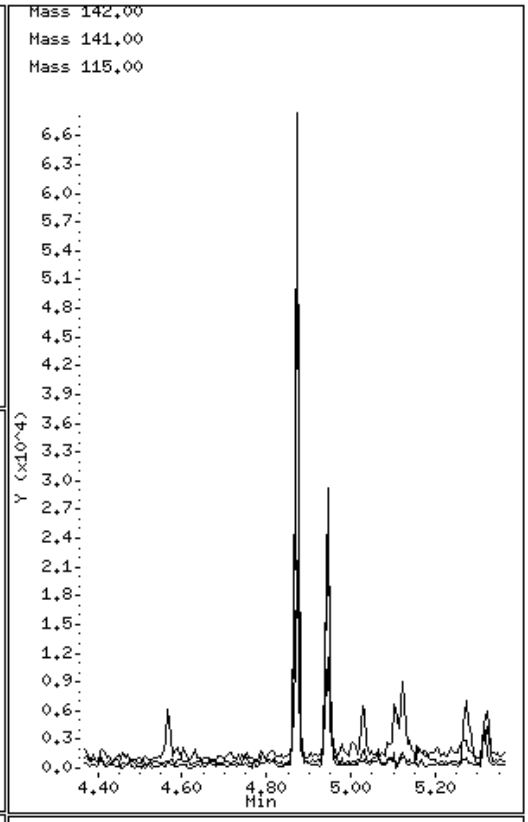

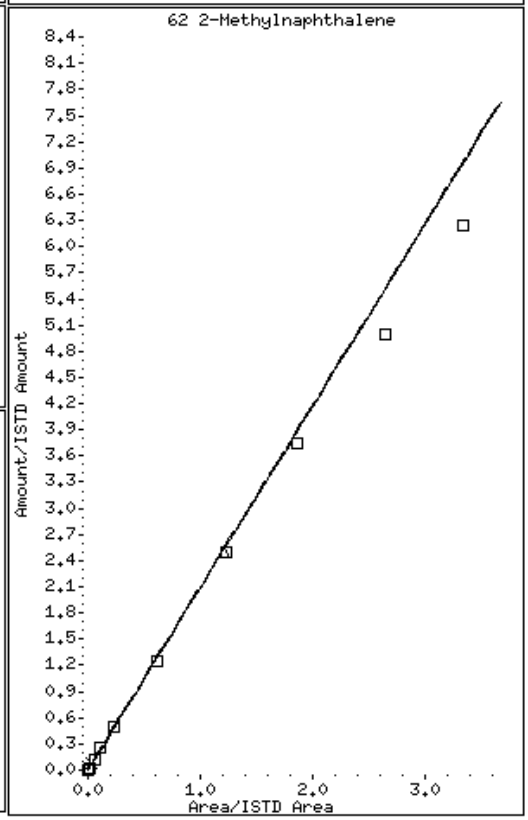

63 1-Methylnaphthalene

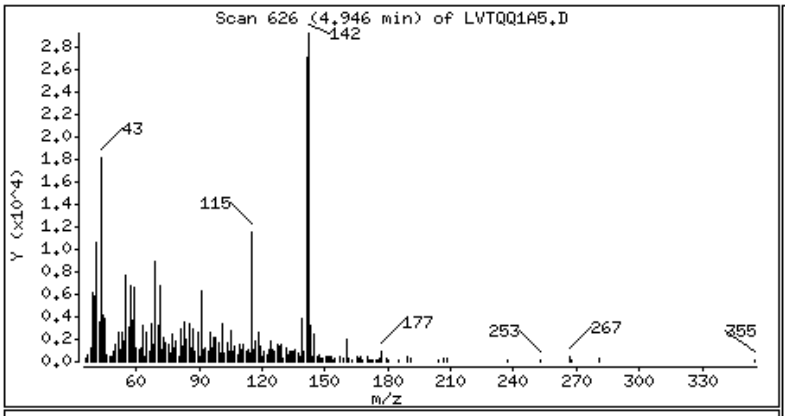

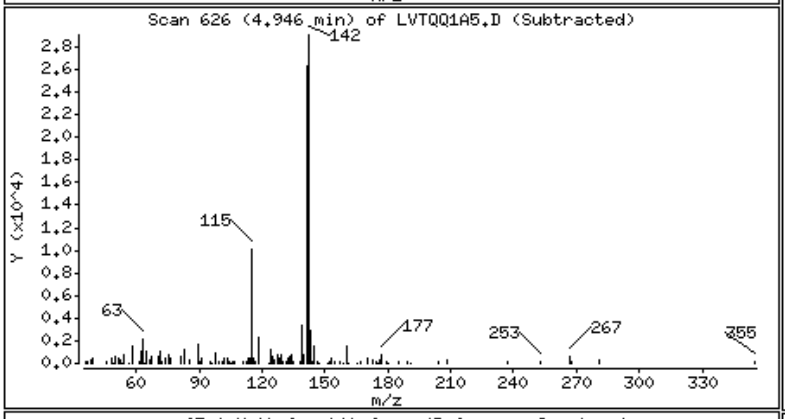

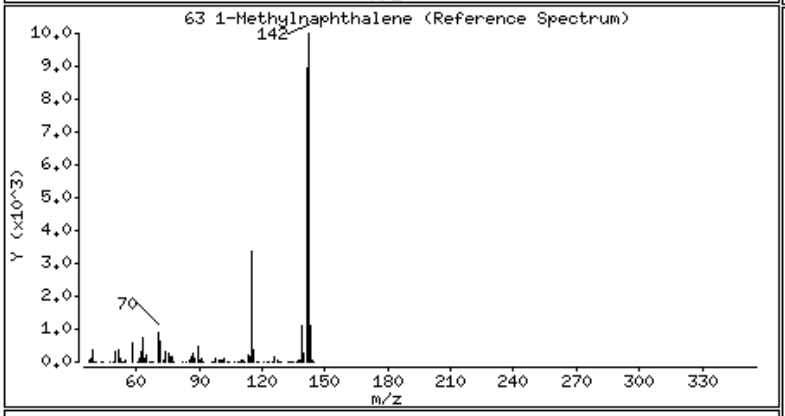

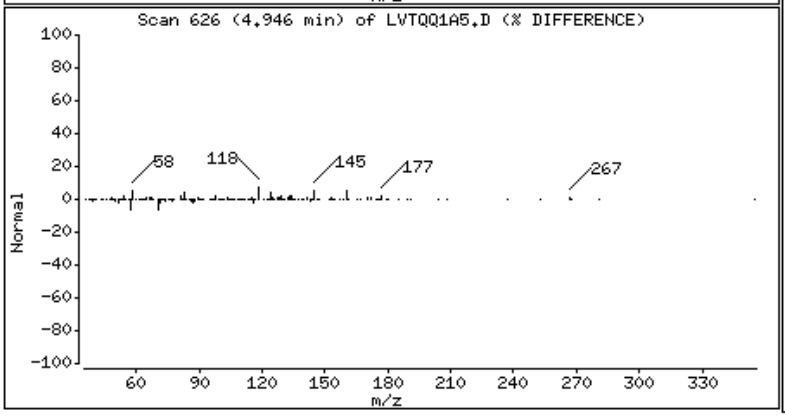

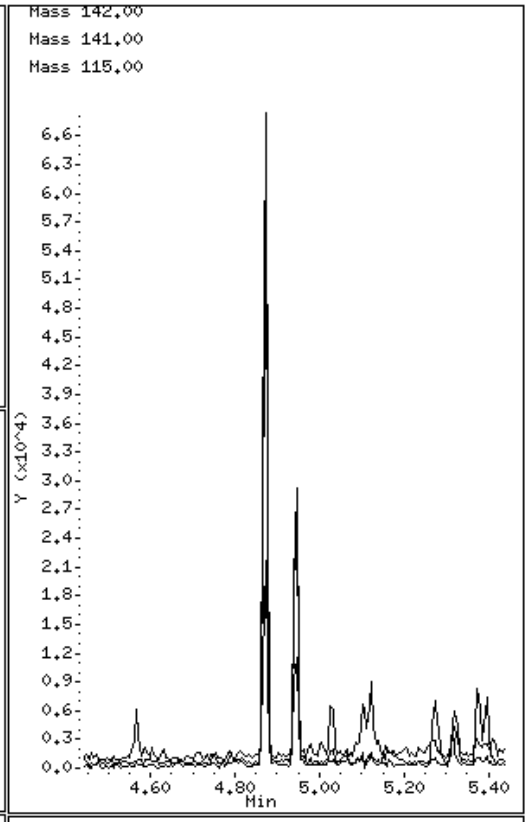

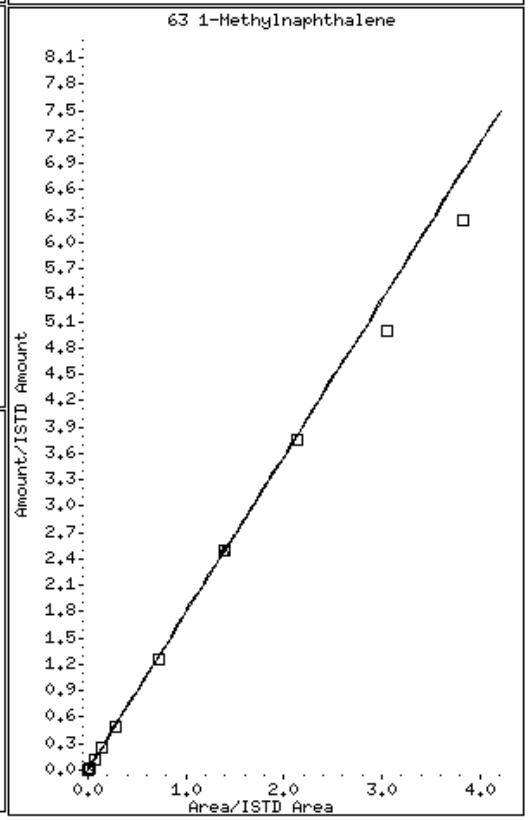

115 Phenanthrene

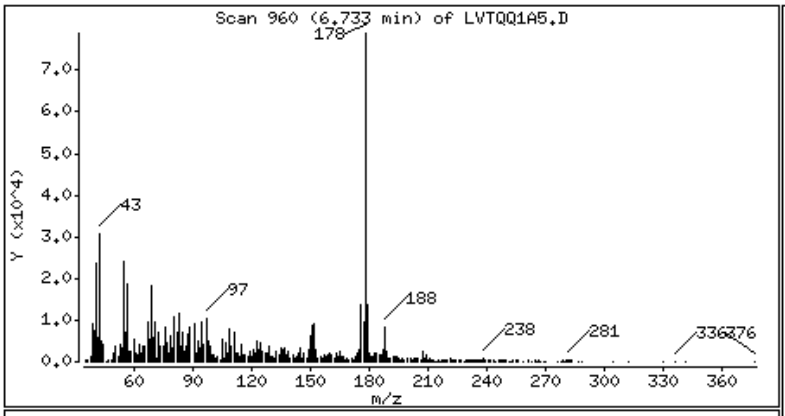

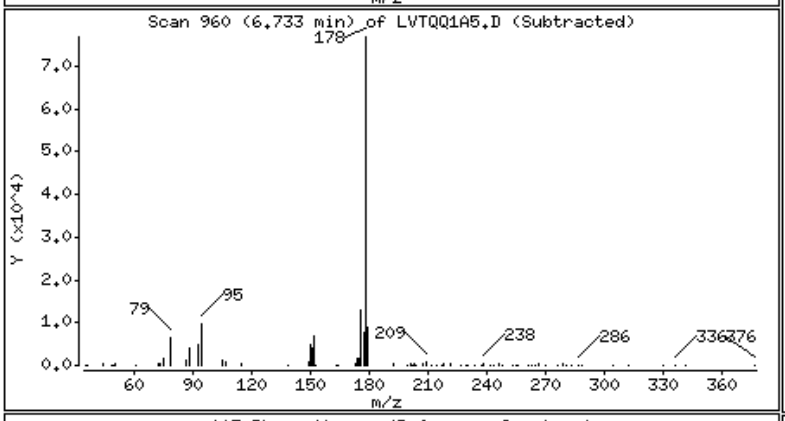

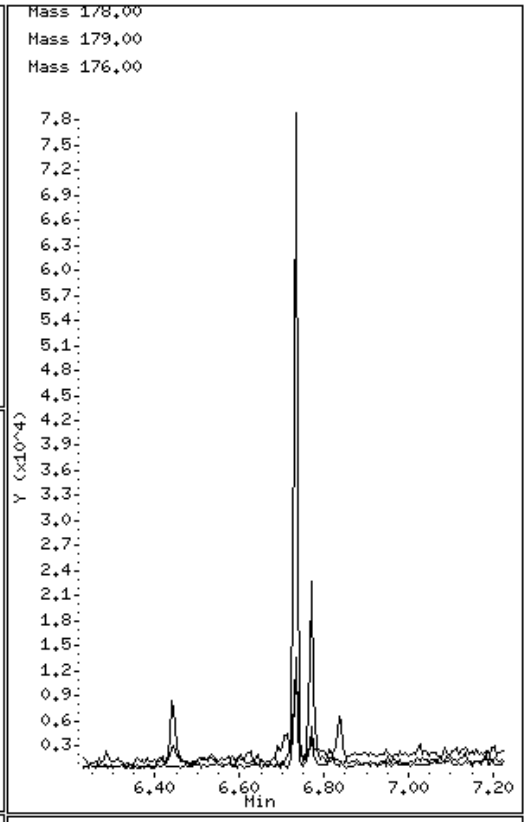

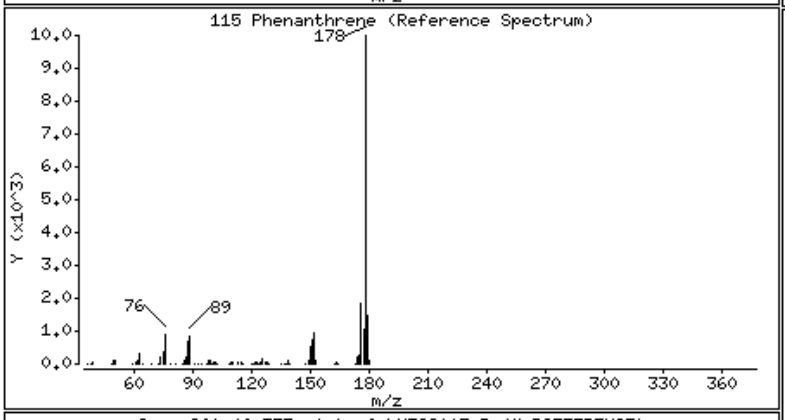

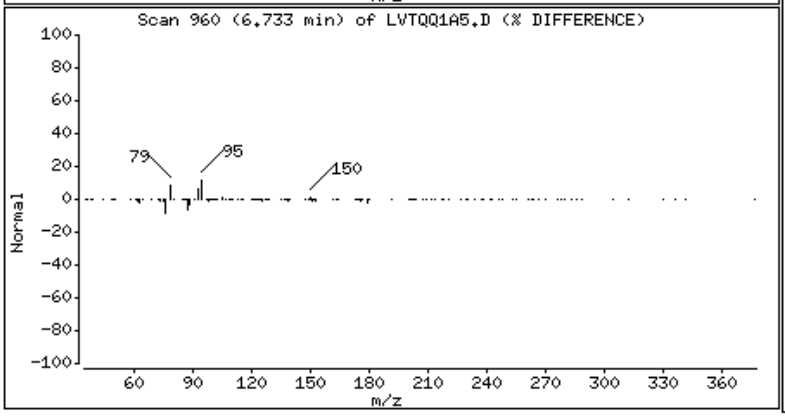

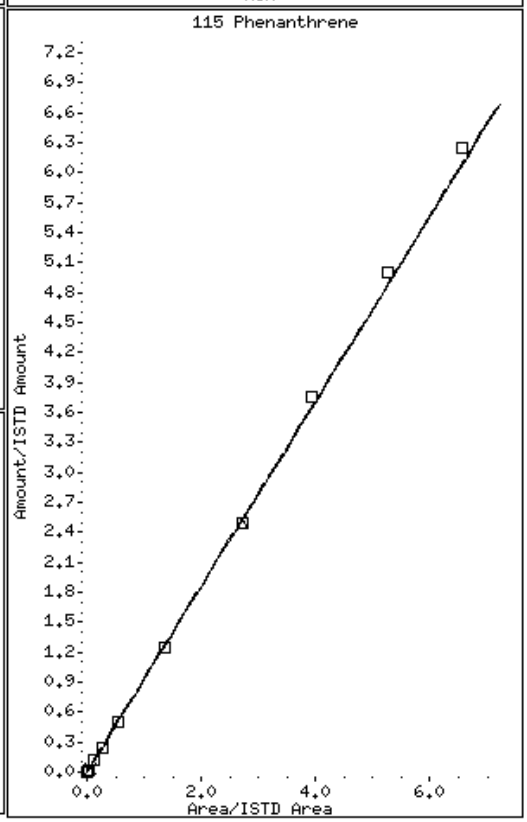

123 Fluoranthene

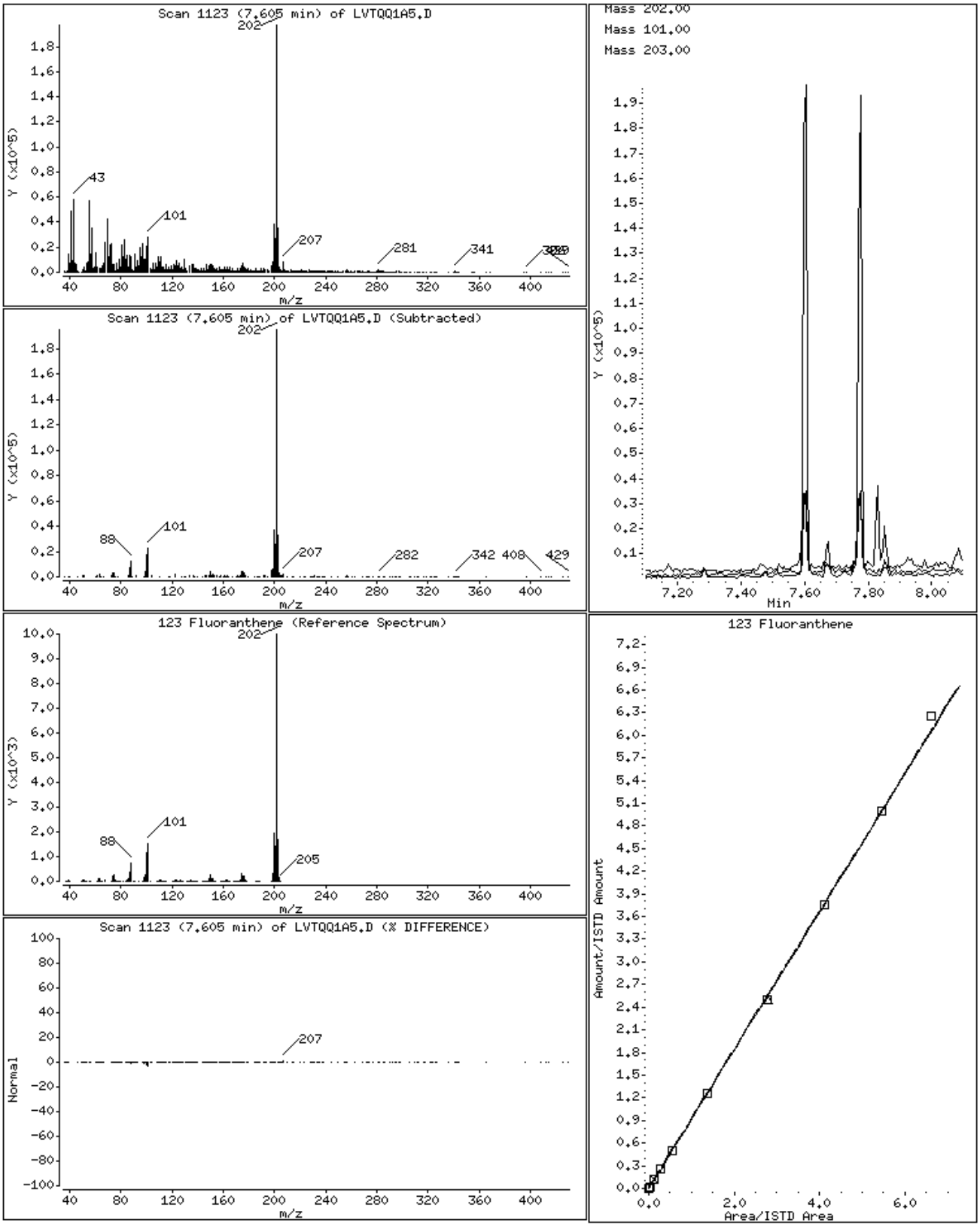

125 Pyrene

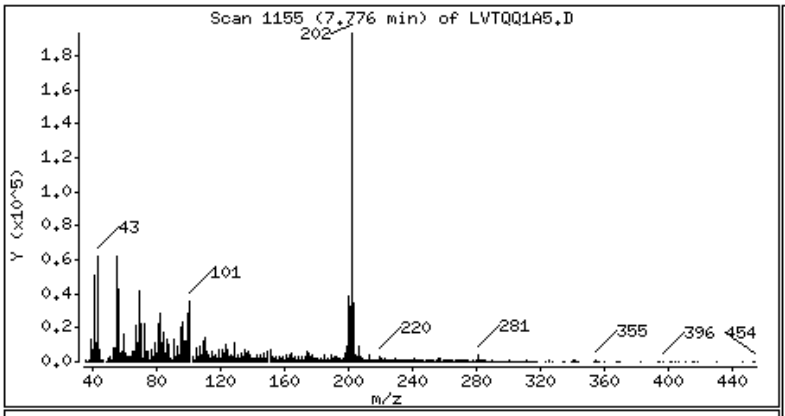
Scan 1155 (7.776 min) of LVTQQ1A5.D
Y (x10^5)
m/z
202
43
101
220
281
355
396
454

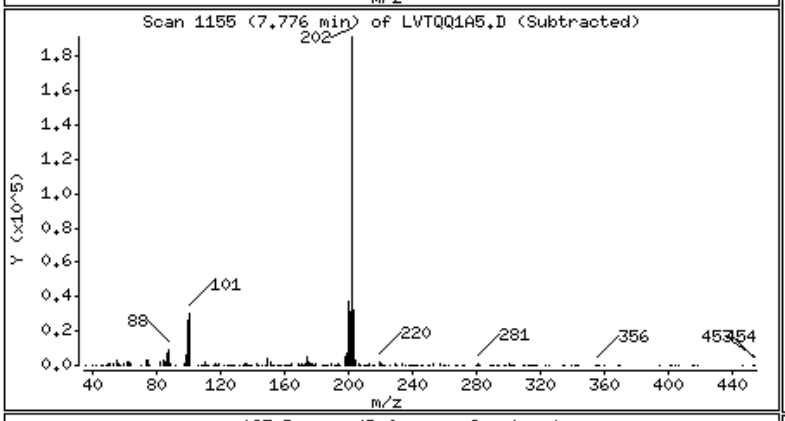
Scan 1155 (7.776 min) of LVTQQ1A5.D (Subtracted)
Y (x10^5)
m/z
202
88
101
220
281
356
453
454

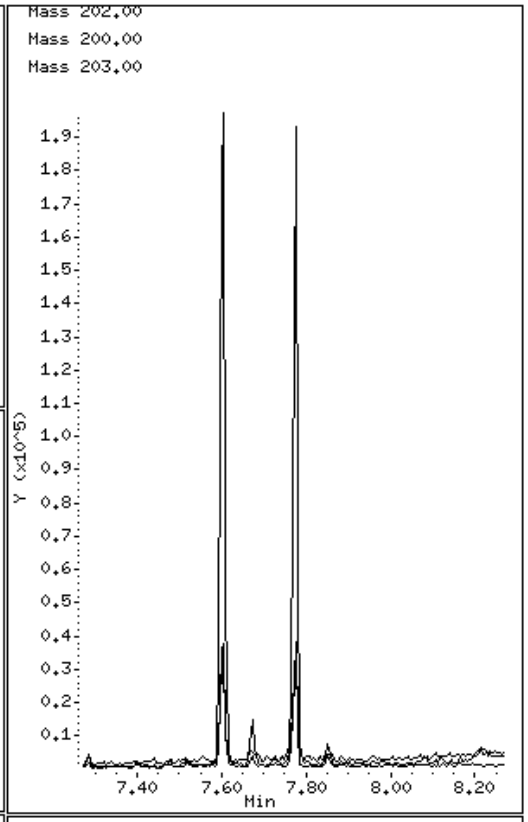
Mass 202.00
Mass 200.00
Mass 203.00
Y (x10^5)
Min

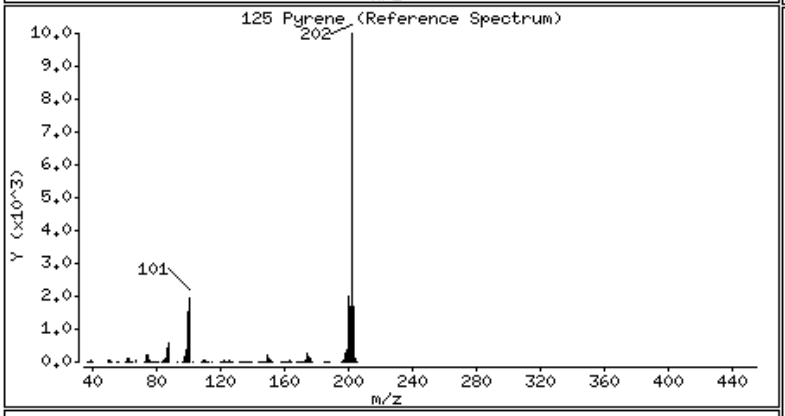
125 Pyrene (Reference Spectrum)
Y (x10^3)
m/z
202
101

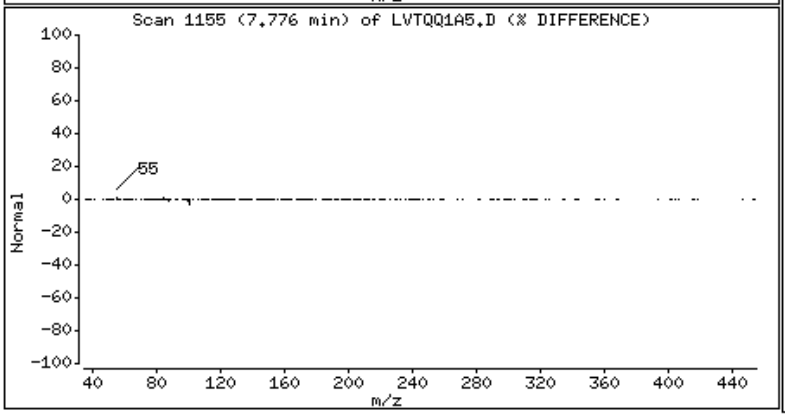
Scan 1155 (7.776 min) of LVTQQ1A5.D (% DIFFERENCE)
Normal
m/z
55

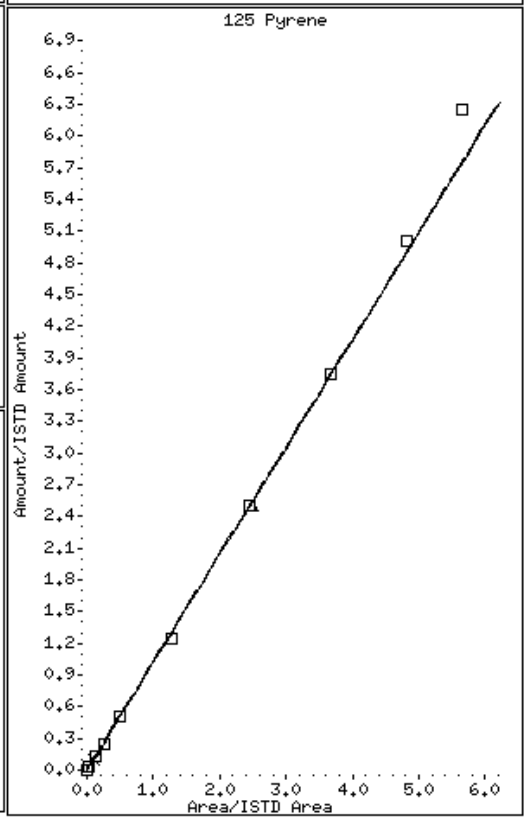
125 Pyrene
Amount/ISTD Amount
Area/ISTD Area

136 Benzo(a)Anthracene

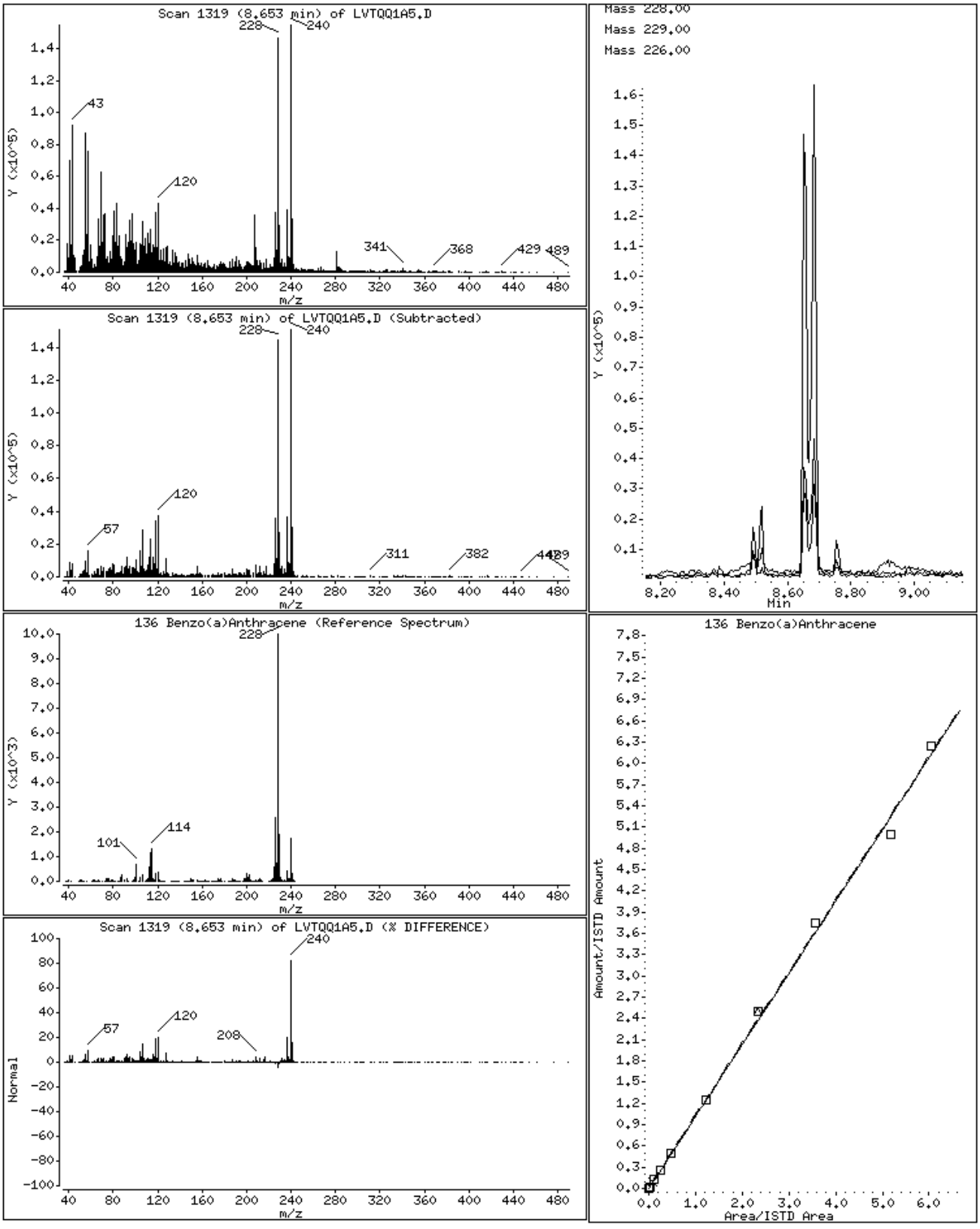

137 Chrysene

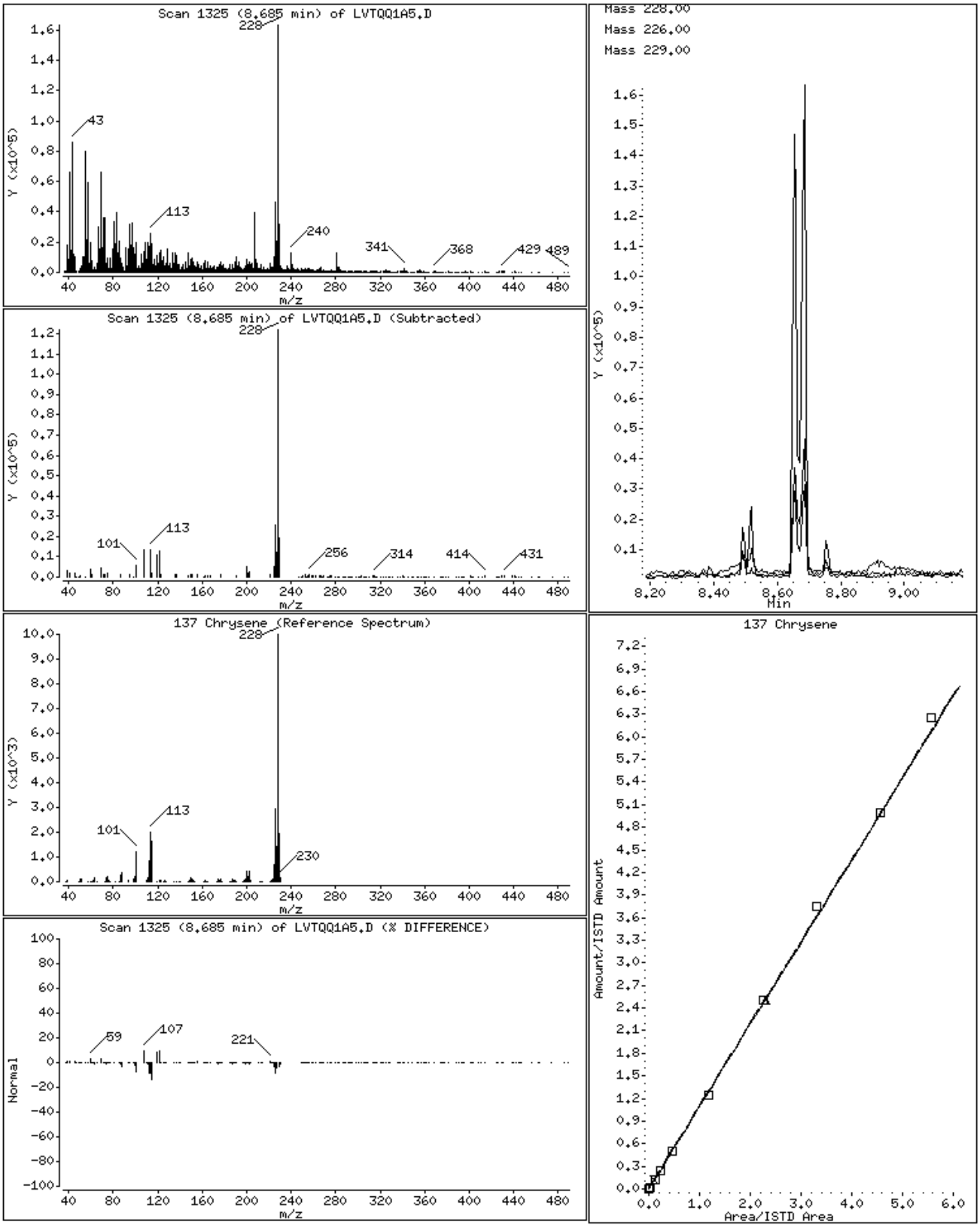

139 bis(2-ethylhexyl)Phthalate

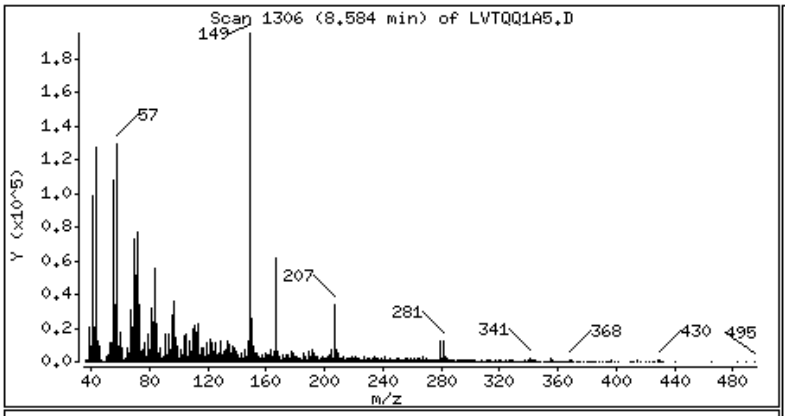

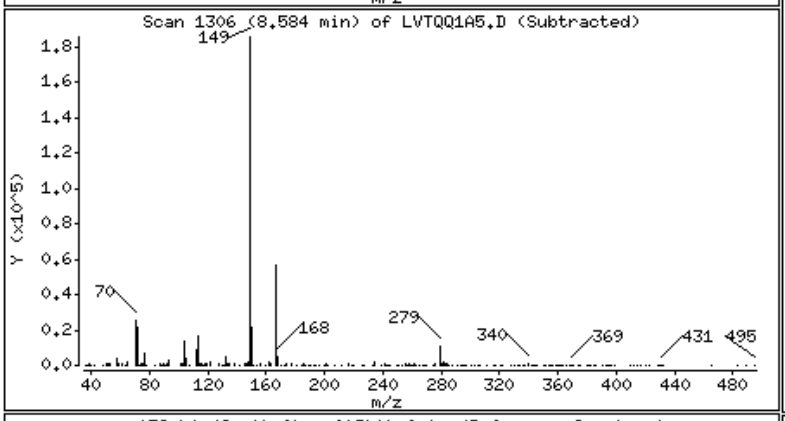

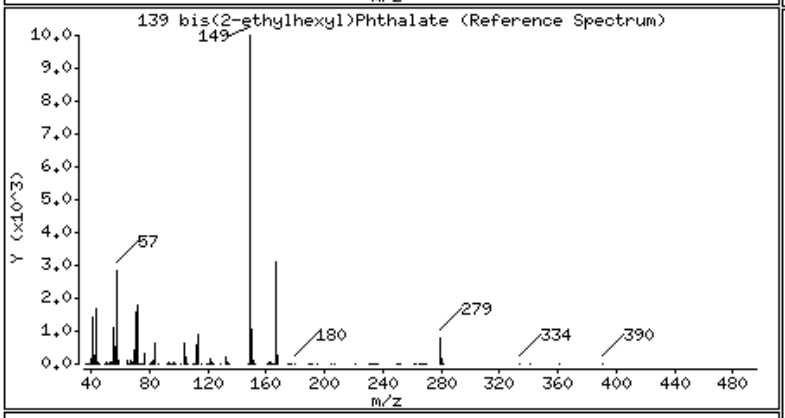

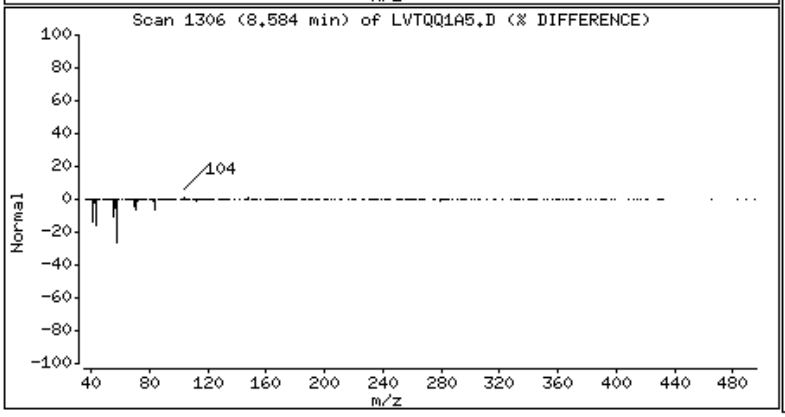

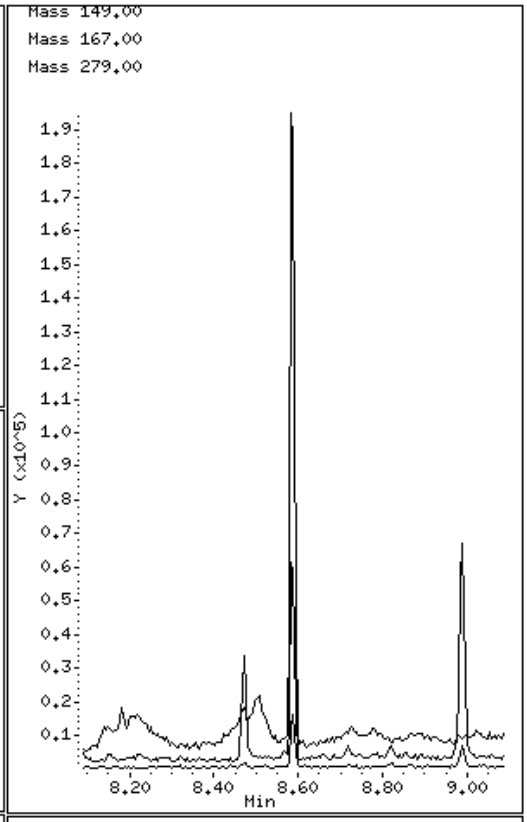

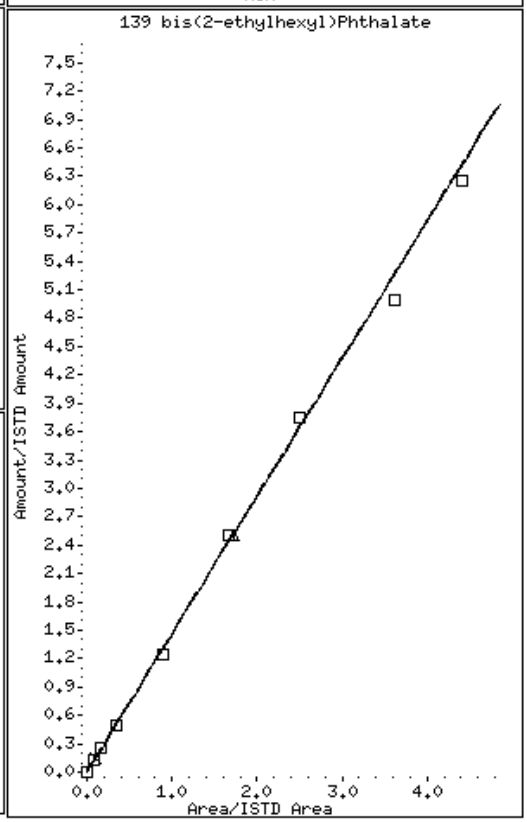

141 Benzo(b)fluoranthene

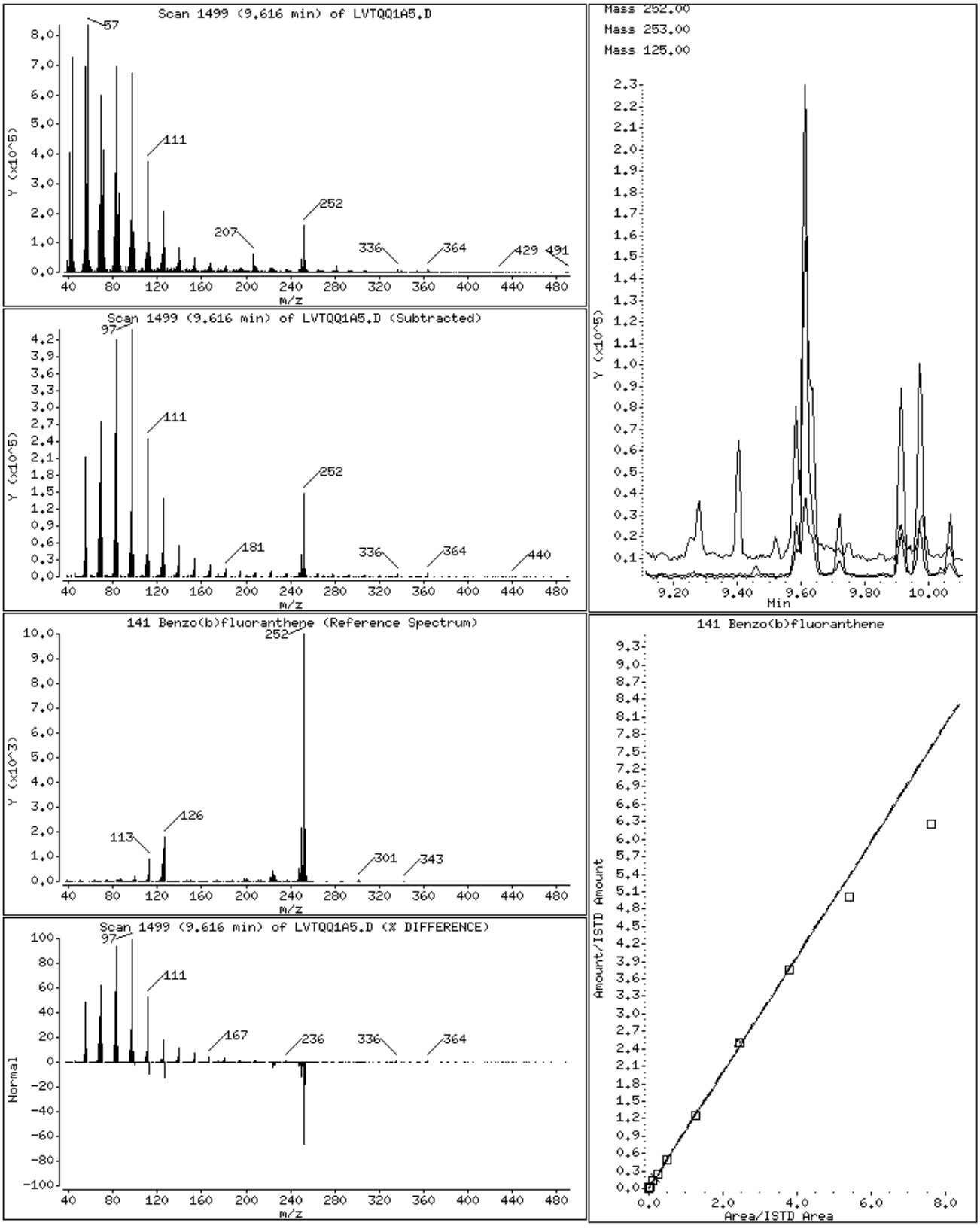

142 Benzo(k)fluoranthene

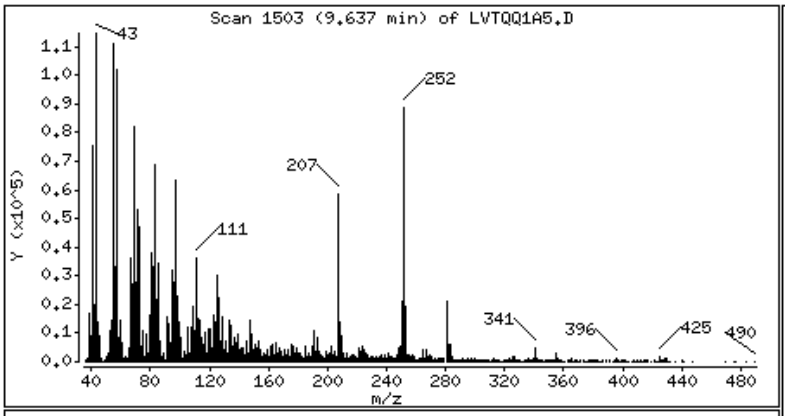

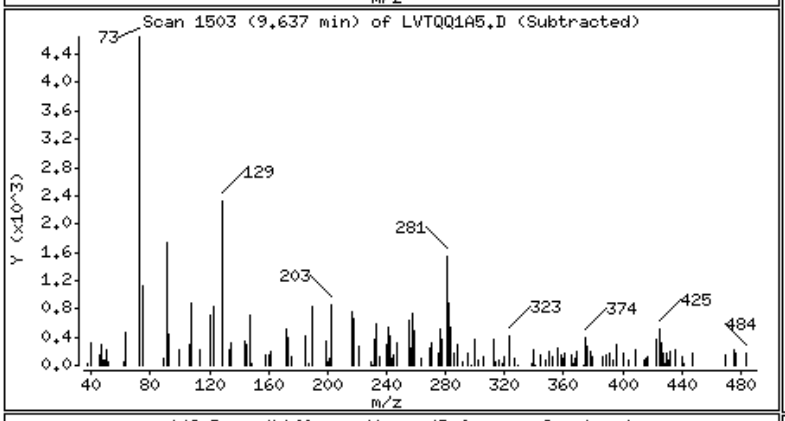

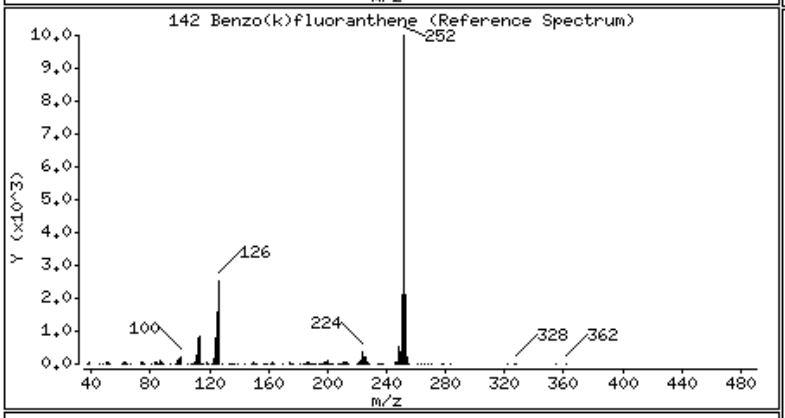

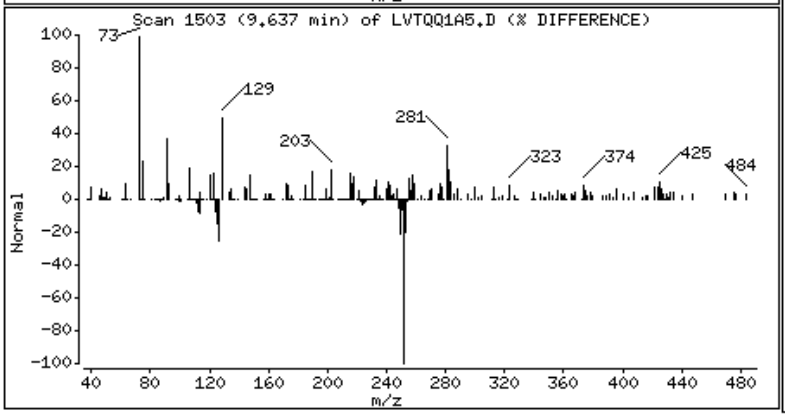

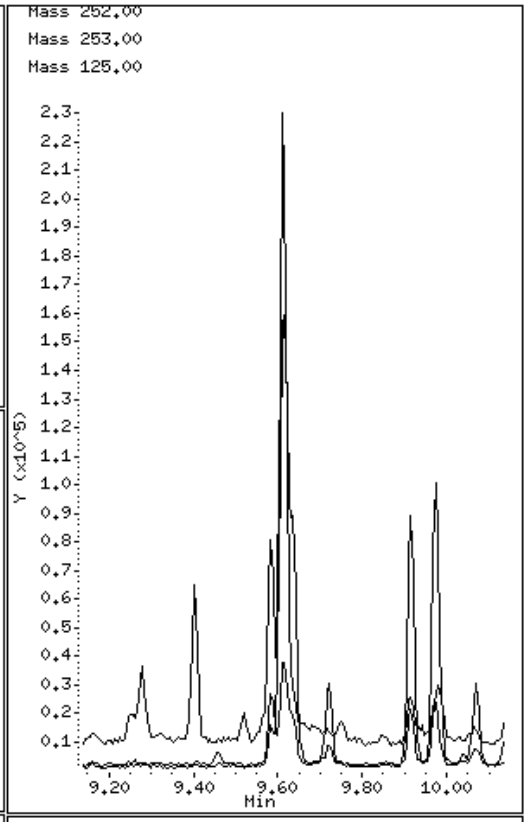

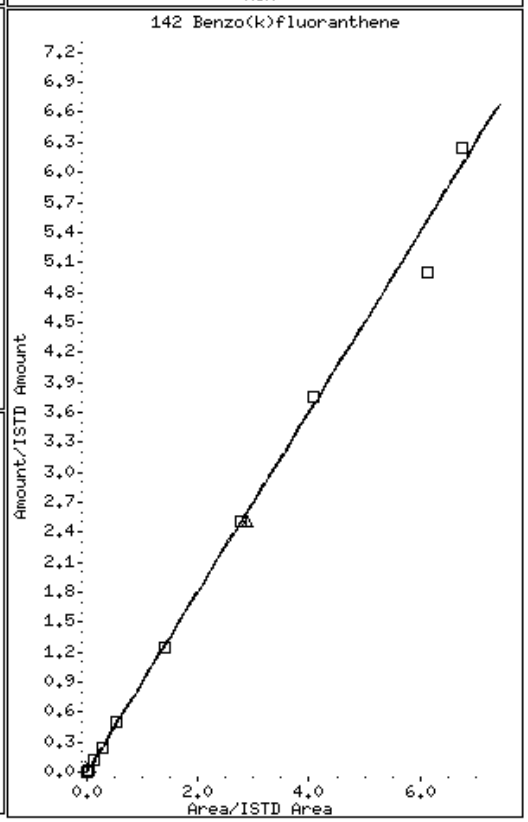

146 Benzo(a)pyrene

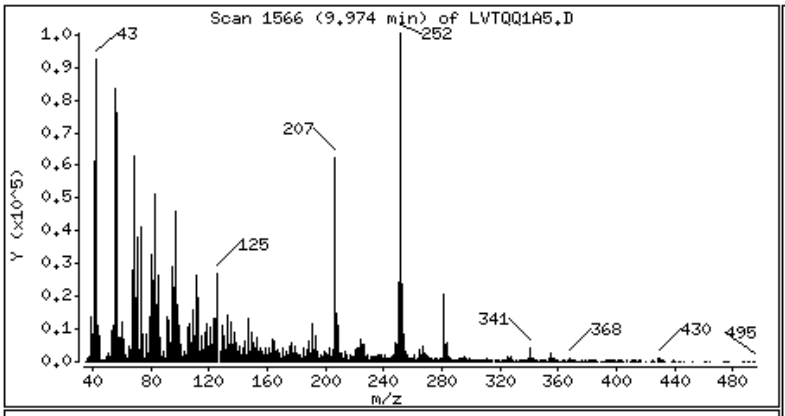

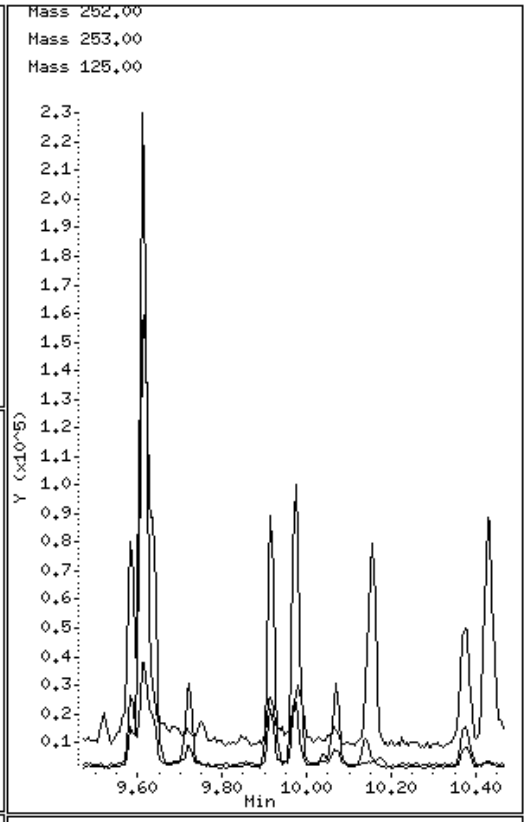

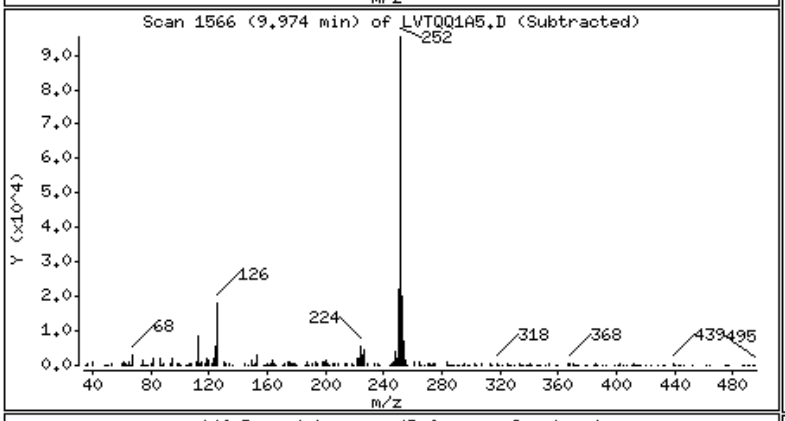

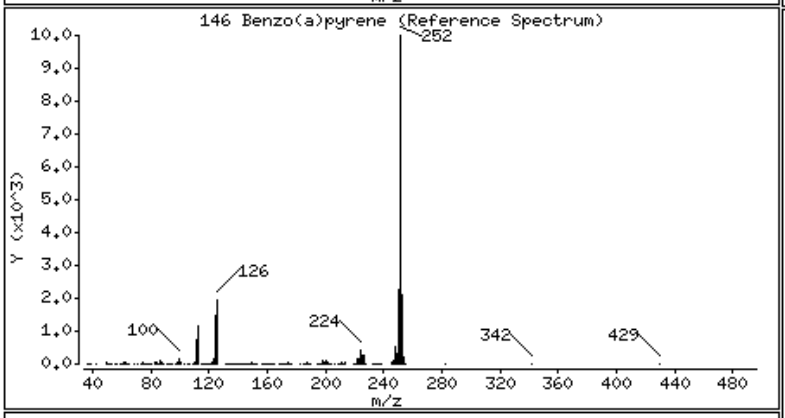

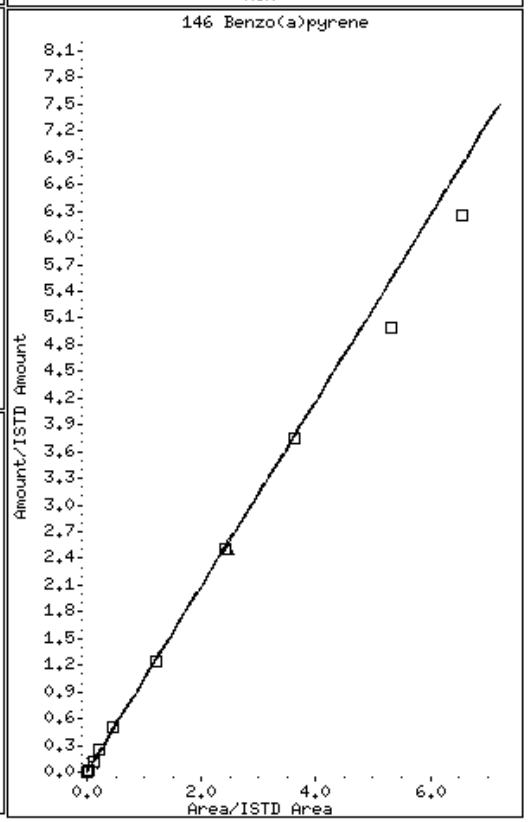

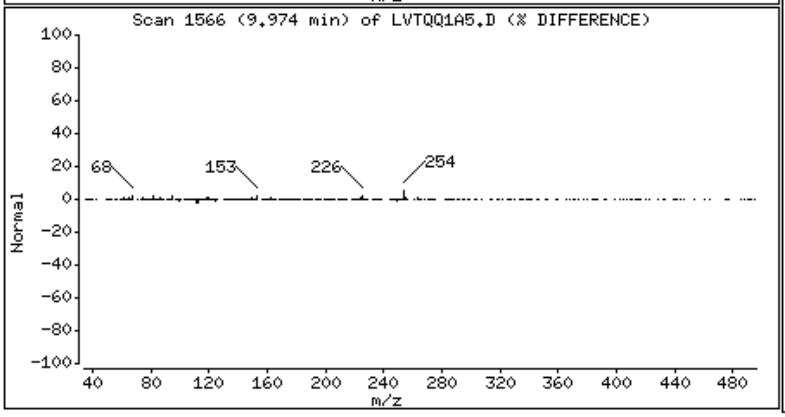

149 Indeno(1,2,3-cd)pyrene

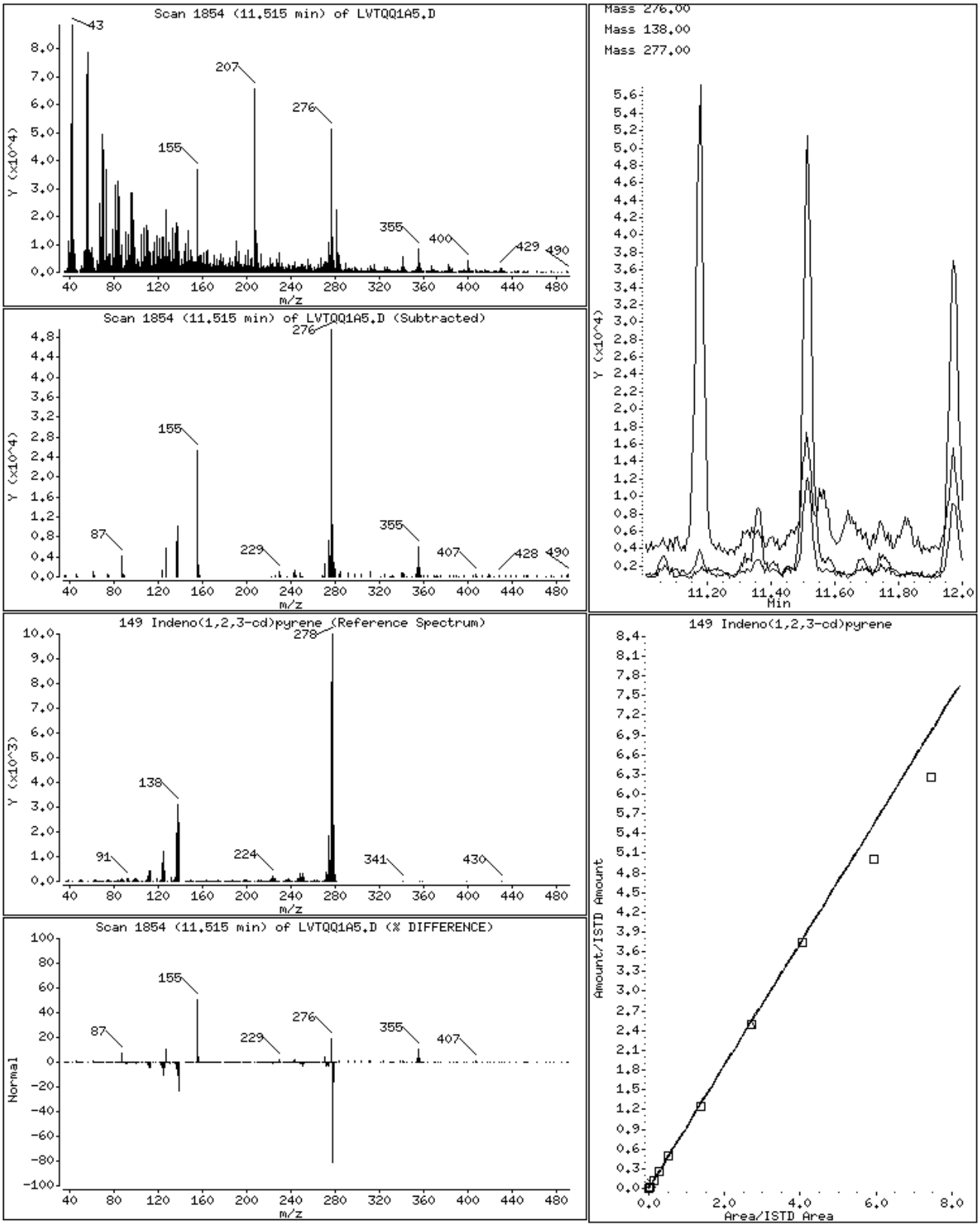

151 Benzo(g,h,i)perylene

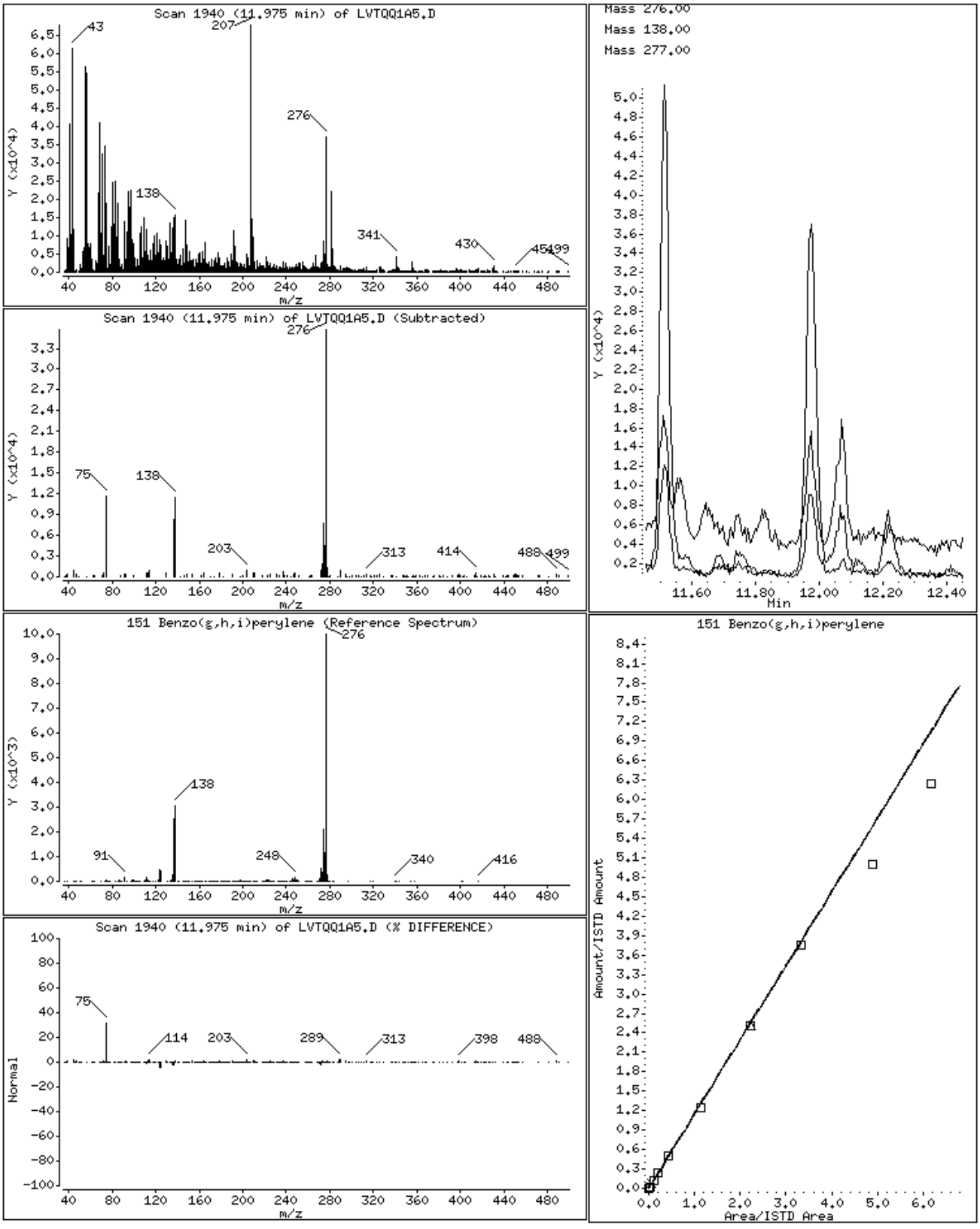

Data File Name: LVTQQ1A5.D
Inj. Date and Time: 02-MAR-2010 15:22
Instrument ID: a4hp7.i
Client ID: B12SS-036M-5038-SO
Compound Name: Acetophenone
CAS #: 98-86-2
Report Date: 03/04/2010

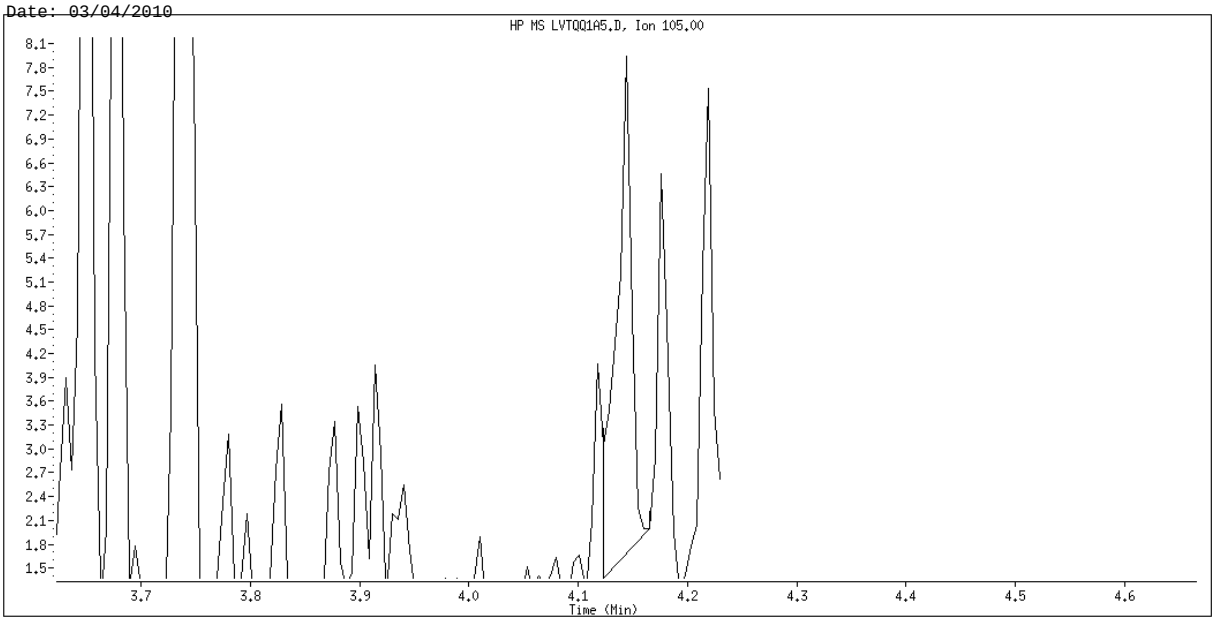

Original Integration

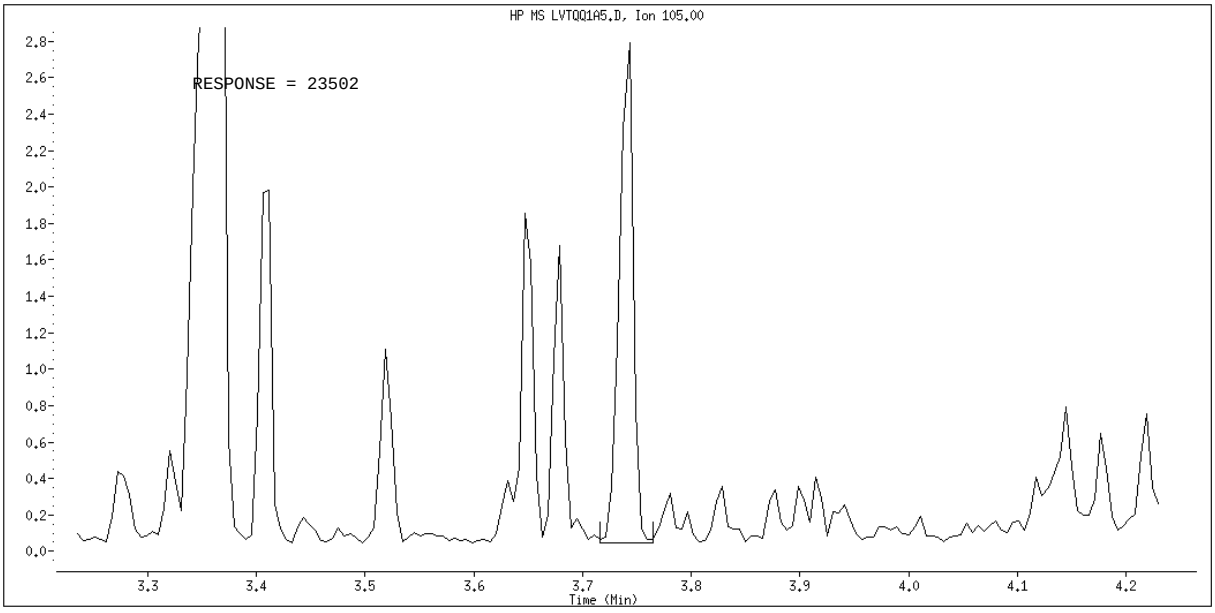

Manual Integration

Manually Integrated By: GruberJ
Manual Integration Reason: Peak not found

Data File Name: LVTQQ1A5.D
Inj. Date and Time: 02-MAR-2010 15:22
Instrument ID: a4hp7.i
Client ID: B12SS-036M-5038-SO
Compound Name: Benzo(b)fluoranthene
CAS #: 205-99-2
Report Date: 03/04/2010

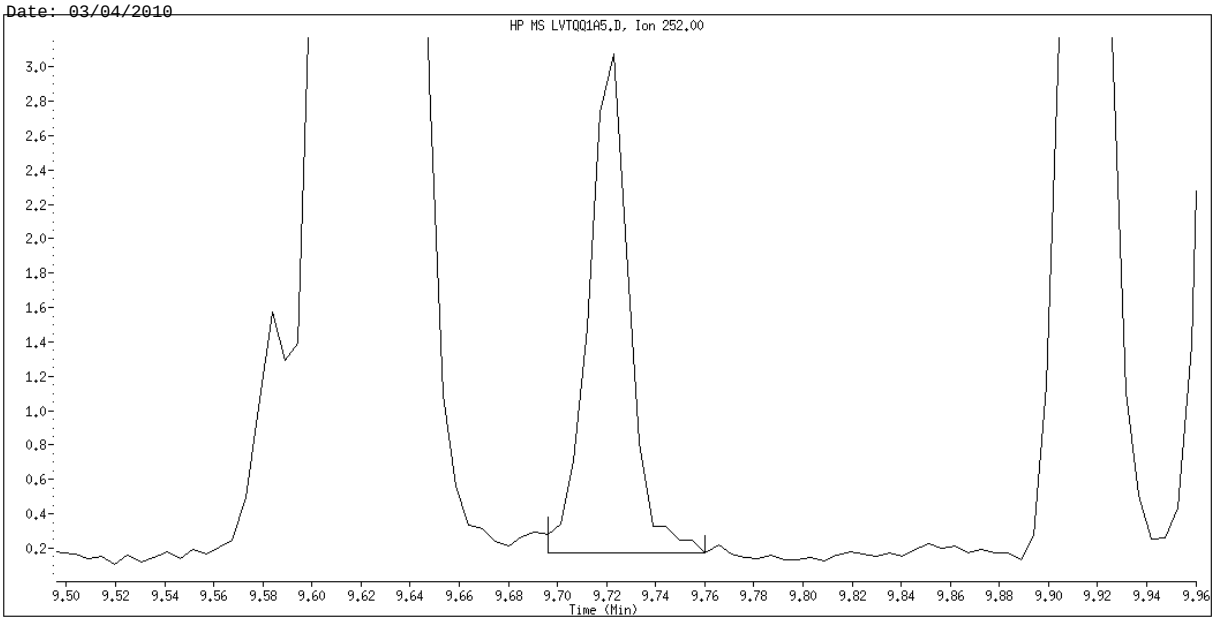

Original Integration

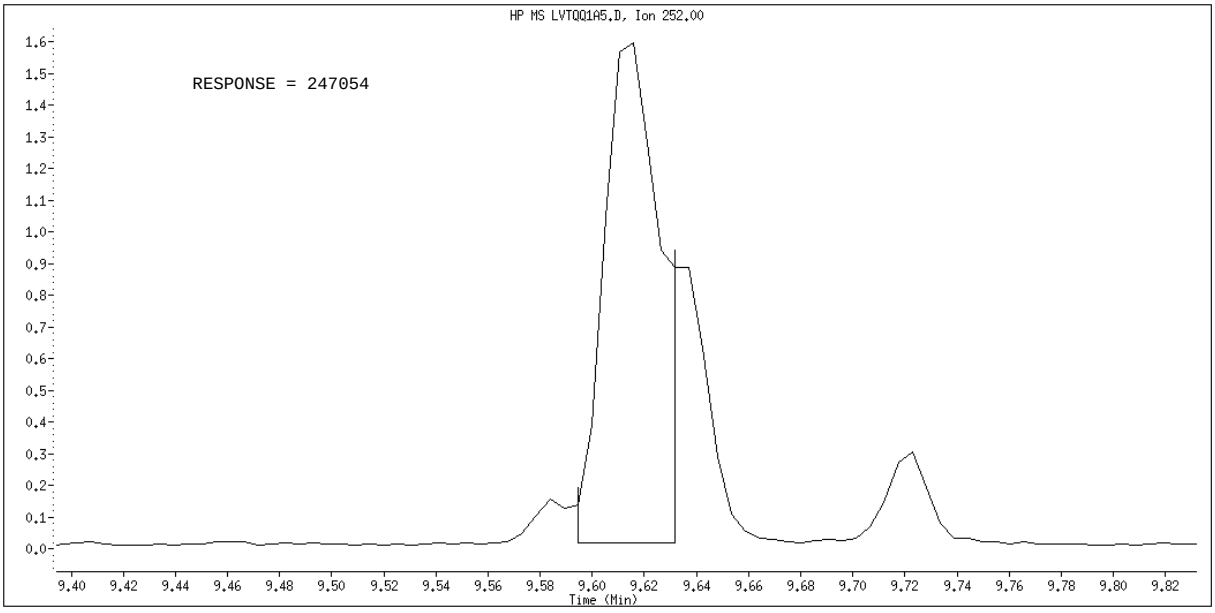

Manual Integration

Manually Integrated By: GruberJ
Manual Integration Reason: Peak not found

Data File Name: LVTQQ1A5.D
Inj. Date and Time: 02-MAR-2010 15:22
Instrument ID: a4hp7.i
Client ID: B12SS-036M-5038-SO
Compound Name: Benzo(k)fluoranthene
CAS #: 207-08-9
Report Date: 03/04/2010

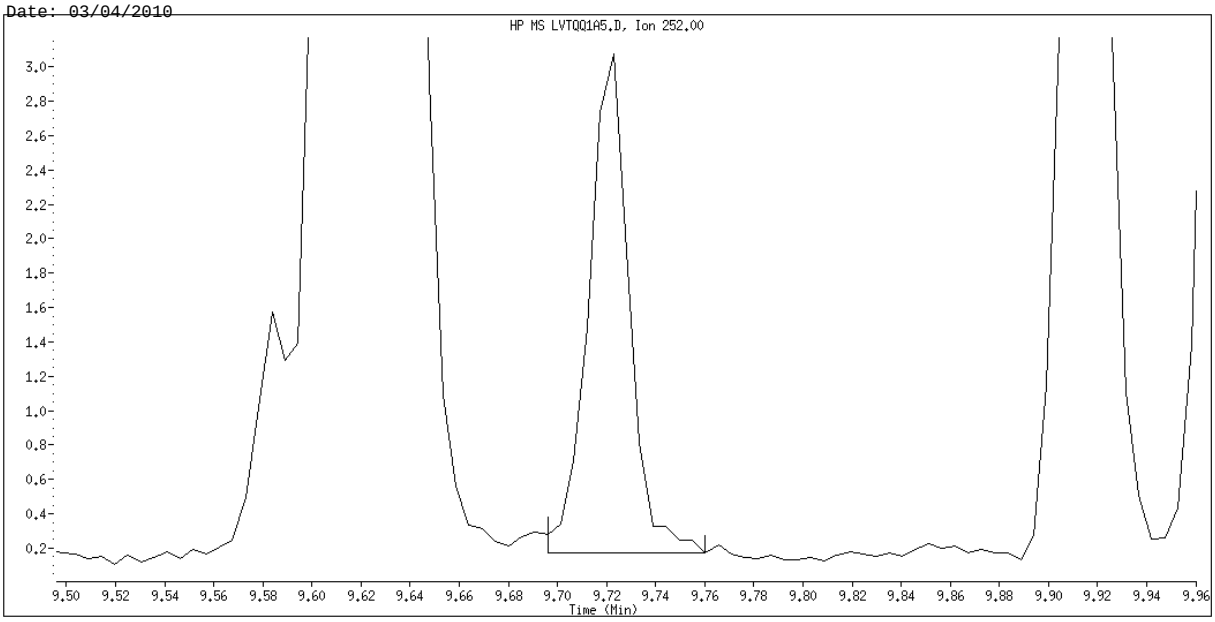

Original Integration

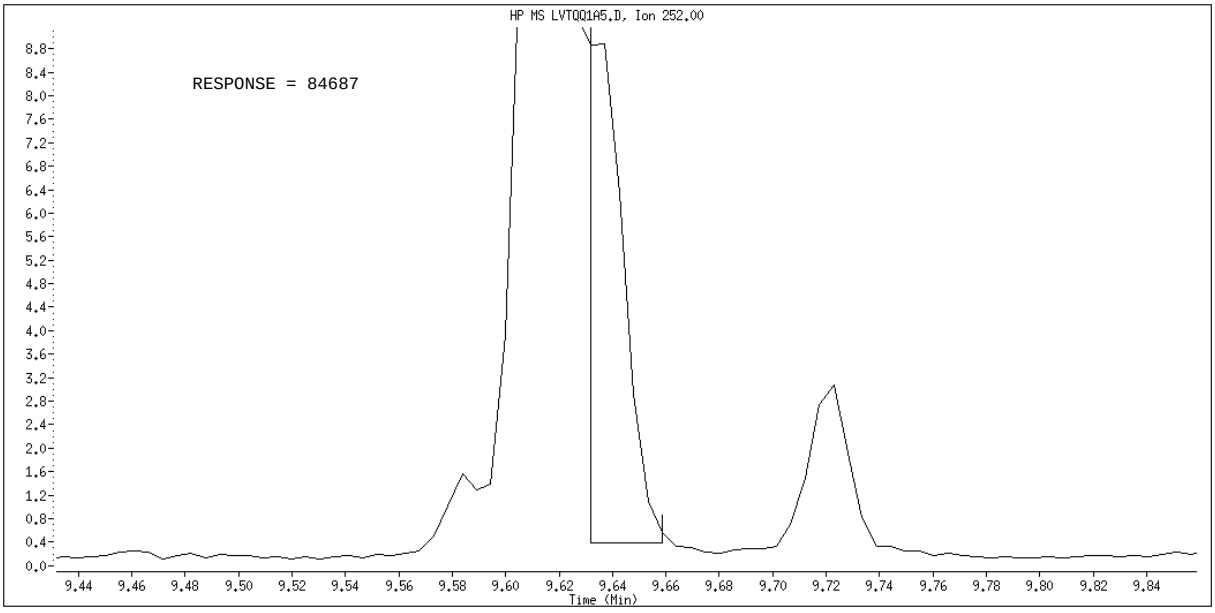

Manual Integration

Manually Integrated By: GruberJ
Manual Integration Reason: Peak not found

Science Applications International Corp

Client Sample ID: B12SS-037M-5039-SO

GC/MS Semivolatiles

Lot-Sample #...: A0B180429-002 **Work Order #...:** LVTQ11AG **Matrix.....:** SO
Date Sampled...: 02/16/10 14:17 **Date Received..:** 02/17/10
Prep Date.....: 02/23/10 **Analysis Date..:** 03/02/10
Prep Batch #...: 0054027
Dilution Factor: 1 **Initial Wgt/Vol:** 30.02 g **Final Wgt/Vol..:** 2 mL
% Moisture.....: 2.0 **Method.....:** SW846 8270C

PARAMETER	RESULT	REPORTING LIMIT	UNITS	MDL
Acenaphthene	ND	6.8	ug/kg	3.4
Acenaphthylene	ND	6.8	ug/kg	3.4
Anthracene	ND	6.8	ug/kg	3.4
Benzo(a)anthracene	ND	6.8	ug/kg	3.4
Benzo(b)fluoranthene	**6.5 J**	**6.8**	**ug/kg**	**3.4**
Benzo(k)fluoranthene	ND	6.8	ug/kg	3.4
Benzo(ghi)perylene	ND	6.8	ug/kg	3.4
Benzo(a)pyrene	ND	6.8	ug/kg	3.4
Chrysene	**7.2**	**6.8**	**ug/kg**	**1.1**
Dibenzo(a,h)anthracene	ND	6.8	ug/kg	3.4
Fluoranthene	**12**	**6.8**	**ug/kg**	**3.4**
Fluorene	ND	6.8	ug/kg	3.4
Indeno(1,2,3-cd)pyrene	ND	6.8	ug/kg	3.4
Naphthalene	**16**	**6.8**	**ug/kg**	**3.4**
Phenanthrene	**7.5**	**6.8**	**ug/kg**	**3.4**
Pyrene	**7.8**	**6.8**	**ug/kg**	**3.4**

SURROGATE	PERCENT RECOVERY	RECOVERY LIMITS
2-Fluorobiphenyl	57	(45 - 105)
2-Fluorophenol	62	(35 - 105)
Phenol-d5	61	(40 - 100)
2,4,6-Tribromophenol	66	(35 - 125)
Nitrobenzene-d5	47	(35 - 100)
Terphenyl-d14	70	(30 - 125)

NOTE(S):

Results and reporting limits have been adjusted for dry weight.

J Estimated: The analyte was positively identified; the quanitation is estimated.

TestAmerica North Canton

Semivolatile REPORT SW-846 Method 8270

Data file : \\cansvr11\dd\chem\MSS\a4hp7.i\00302a.b\LVTQ11AG.D
Lab Smp Id: lvtq11ag Client Smp ID: B12SS-037M-5039-SO
Inj Date : 02-MAR-2010 16:19
Operator : 001710 Inst ID: a4hp7.i
Smp Info : lvtq11ag,00302a.b,8270C-625,1-pah.sub
Misc Info :
Comment   :
Method   : \\cansvr11\dd\chem\MSS\a4hp7.i\00302a.b\8270C-625.m
Meth Date : 04-Mar-2010 10:09 gruberj Quant Type: ISTD
Cal Date : 01-MAR-2010 20:53 Cal File: 7AL0301.D
Als bottle: 23
Dil Factor: 1.00000
Integrator: HP RTE Compound Sublist: 1-pah.sub
Target Version: 4.14
Processing Host: CANPMSSV01

Concentration Formula: Amt * DF * Uf * Vt/(Vi * Ws *) * CpndVariable

Name	Value	Description
DF	1.000	Dilution Factor
Uf	1.000	ng unit correction factor
Vt	2000.000	Volume of final extract (uL)(1000 low, 2
Vi	0.50000	Volume injected (uL)
Ws	30.020	Weight of sample extracted (g)
Cpnd Variable		Local Compound Variable

	Compounds	QUANT SIG MASS	RT	EXP RT	REL RT	RESPONSE	CONCENTRATIONS ON-COLUMN (NG)	FINAL (ug/kg)	
* 1	1,4-Dichlorobenzene-d4	152	3.491	3.470	(1.000)	261047	2.00000		(Q)
* 2	Naphthalene-d8	136	4.368	4.358	(1.000)	1127844	2.00000		
* 3	Acenaphthene-d10	164	5.631	5.625	(1.000)	660355	2.00000		
* 4	Phenanthrene-d10	188	6.716	6.711	(1.000)	1116513	2.00000		
* 5	Chrysene-d12	240	8.674	8.663	(1.000)	1489341	2.00000		
* 6	Perylene-d12	264	10.059	10.027	(1.000)	1414538	2.00000		(H)
51	Naphthalene	128	4.384	4.374	(1.004)	57736	0.11512	15.339	
62	2-Methylnaphthalene	142	4.871	4.866	(1.115)	27610	0.10181	13.566	
63	1-Methylnaphthalene	142	Compound Not Detected.						
70	2-Chloronaphthalene	162	Compound Not Detected.						
79	Acenaphthylene	152	Compound Not Detected.						
82	Acenaphthene	153	Compound Not Detected.						
86	Dibenzofuran	168	Compound Not Detected.						
94	Fluorene	166	Compound Not Detected.						
115	Phenanthrene	178	6.732	6.727	(1.002)	33153	0.05496	7.3235	
116	Anthracene	178	Compound Not Detected.						
123	Fluoranthene	202	7.615	7.599	(1.134)	51839	0.08485	11.305	
125	Pyrene	202	7.781	7.770	(0.897)	41792	0.05700	7.5944	

136 Benzo(a)Anthracene	228	Compound Not Detected.					
137 Chrysene	228	8.695	8.685 (1.002)		36068	0.05277	7.0314

Compounds	QUANT SIG MASS	RT	EXP RT	REL RT	RESPONSE	CONCENTRATIONS ON-COLUMN (NG)	FINAL (ug/kg)
141 Benzo(b)fluoranthene	252	9.599	9.610	(0.954)	33831	0.04747	6.3254(QMH)
142 Benzo(k)fluoranthene	252	Compound Not Detected.					
146 Benzo(a)pyrene	252	Compound Not Detected.					
149 Indeno(1,2,3-cd)pyrene	276	Compound Not Detected.					
150 Dibenz(a,h)anthracene	278	Compound Not Detected.					
151 Benzo(g,h,i)perylene	276	Compound Not Detected.					
$ 154 Nitrobenzene-d5	82	3.860	3.844	(0.884)	472836	2.37081	315.90
$ 155 2-Fluorobiphenyl	172	5.122	5.117	(0.910)	1058079	2.82541	376.47
$ 156 Terphenyl-d14	244	7.856	7.845	(0.906)	1619452	3.50580	467.13
$ 157 Phenol-d5	99	3.272	3.181	(0.937)	894063	4.57790	609.98(H)
$ 158 2-Fluorophenol	112	2.764	2.603	(0.792)	694759	4.65554	620.32
$ 159 2,4,6-Tribromophenol	330	6.208	6.198	(1.103)	227354	4.92044	655.62
$ 186 2-Chlorophenol-d4	132	3.368	3.315	(0.965)	449653	2.93164	390.62
$ 187 1,2-Dichlorobenzene-d4	152	3.603	3.582	(1.032)	254045	2.42044	322.51

QC Flag Legend

Q - Qualifier signal failed the ratio test.
M - Compound response manually integrated.
H - Operator selected an alternate compound hit.

TestAmerica North Canton

INTERNAL STANDARD COMPOUNDS
AREA AND RT SUMMARY

Instrument ID: a4hp7.i
Lab File ID: LVTQ11AG.D
Lab Smp Id: lvtq11ag
Analysis Type: SV
Quant Type: ISTD
Operator: 001710
Method File: \\cansvr11\dd\chem\MSS\a4hp7.i\00302a.b\8270C-625.m
Misc Info:

Calibration Date: 02-MAR-2010
Calibration Time: 09:36
Client Smp ID: B12SS-037M-5039-SO
Level: LOW
Sample Type: SOIL

		AREA LIMIT			
COMPOUND	STANDARD	LOWER	UPPER	SAMPLE	%DIFF
1 1,4-Dichlorobenze	314430	157215	628860	261047	-16.98
2 Naphthalene-d8	1302947	651474	2605894	1127844	-13.44
3 Acenaphthene-d10	667302	333651	1334604	660355	-1.04
4 Phenanthrene-d10	1052286	526143	2104572	1116513	6.10
5 Chrysene-d12	1252372	626186	2504744	1489341	18.92
6 Perylene-d12	1122003	561002	2244006	1414538	26.07

		RT LIMIT			
COMPOUND	STANDARD	LOWER	UPPER	SAMPLE	%DIFF
1 1,4-Dichlorobenze	3.47	2.97	3.97	3.49	0.62
2 Naphthalene-d8	4.36	3.86	4.86	4.37	0.24
3 Acenaphthene-d10	5.63	5.13	6.13	5.63	0.09
4 Phenanthrene-d10	6.71	6.21	7.21	6.72	0.08
5 Chrysene-d12	8.66	8.16	9.16	8.67	0.12
6 Perylene-d12	10.03	9.53	10.53	10.06	0.32

AREA UPPER LIMIT = +100% of internal standard area.
AREA LOWER LIMIT = - 50% of internal standard area.
RT UPPER LIMIT = + 0.50 minutes of internal standard RT.
RT LOWER LIMIT = - 0.50 minutes of internal standard RT.

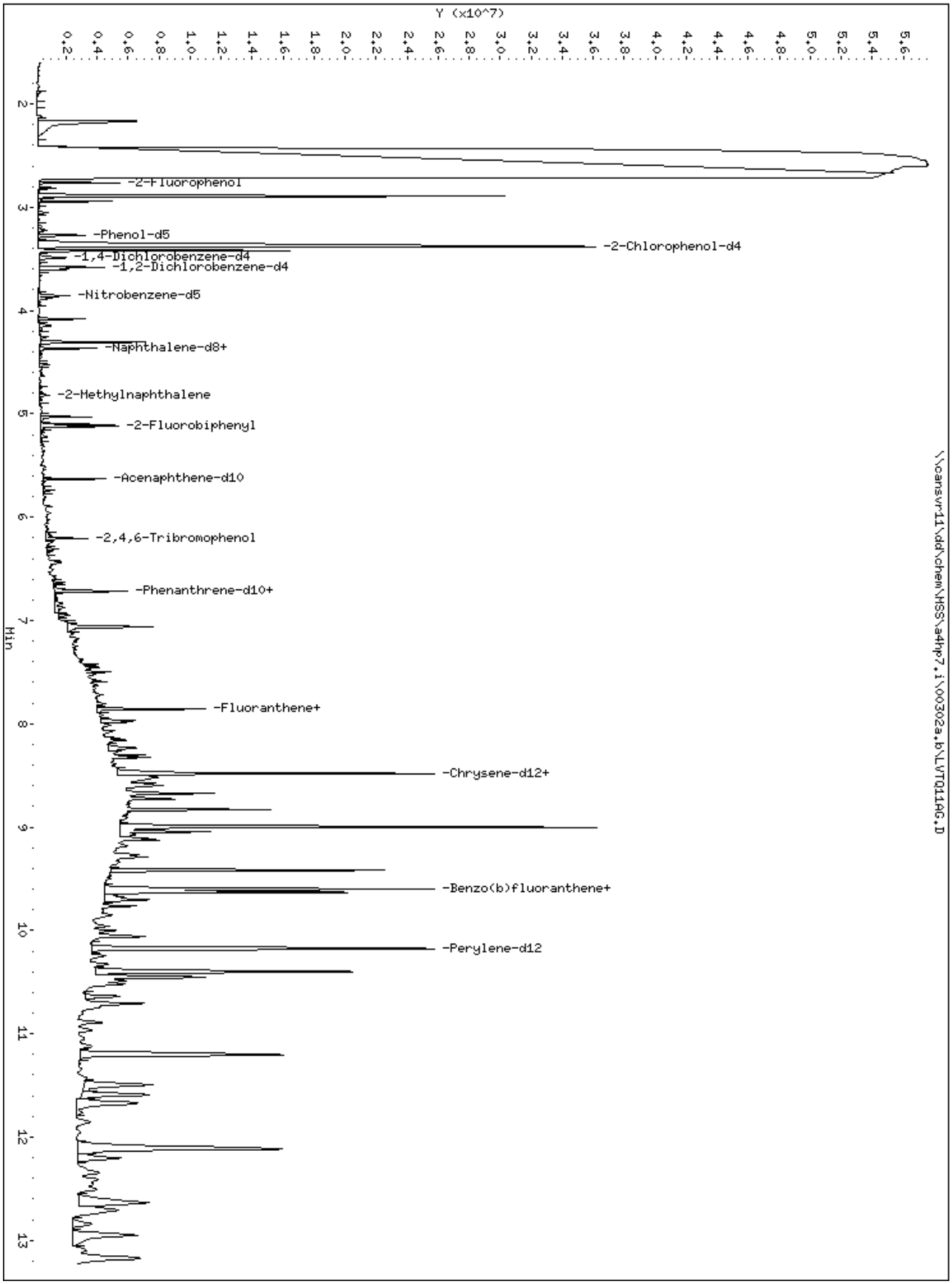
Y (x10^7)
0.2 0.4 0.6 0.8 1.0 1.2 1.4 1.6 1.8 2.0 2.2 2.4 2.6 2.8 3.0 3.2 3.4 3.6 3.8 4.0 4.2 4.4 4.6 4.8 5.0 5.2 5.4 5.6
2
3
4
5
6
7
8
9
10
11
12
13
Min
-2-Fluorophenol
-Phenol-d5
-2-Chlorophenol-d4
-1,4-Dichlorobenzene-d4
-1,2-Dichlorobenzene-d4
-Nitrobenzene-d5
-Naphthalene-d8+
-2-Methylnaphthalene
-2-Fluorobiphenyl
-Acenaphthene-d10
-2,4,6-Tribromophenol
-Phenanthrene-d10+
-Fluoranthene+
-Chrysene-d12+
-Benzo(b)fluoranthene+
-Perylene-d12
\\cansvr11\dd\chem\HSS\a4hp7.i\00302a.b\LVTQ114G.D

51 Naphthalene

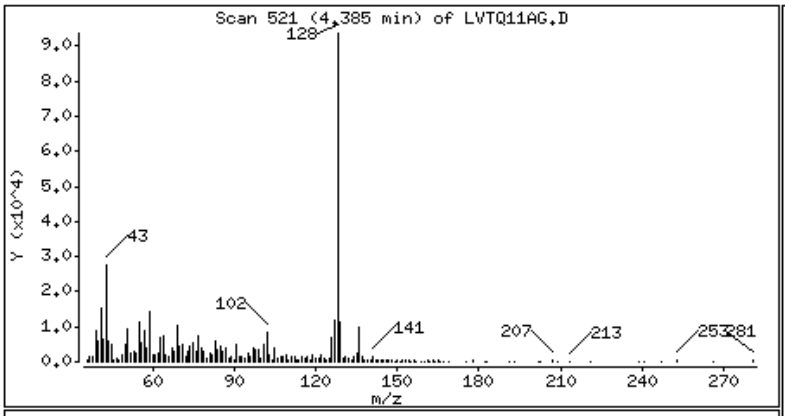

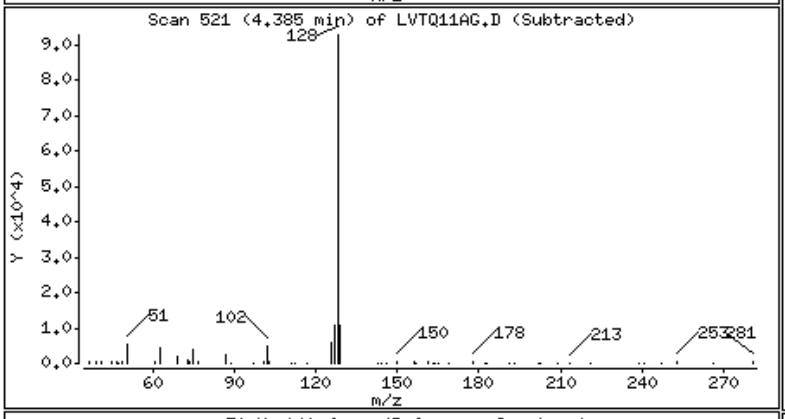

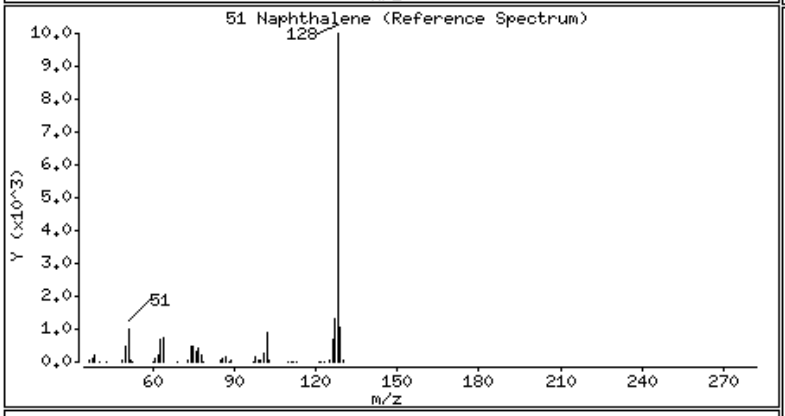

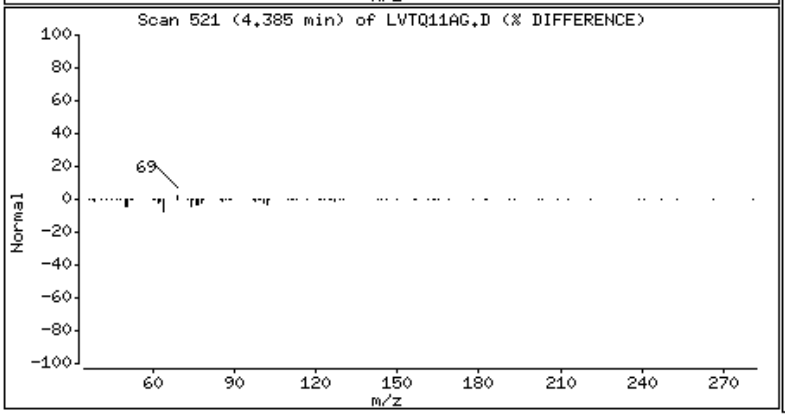

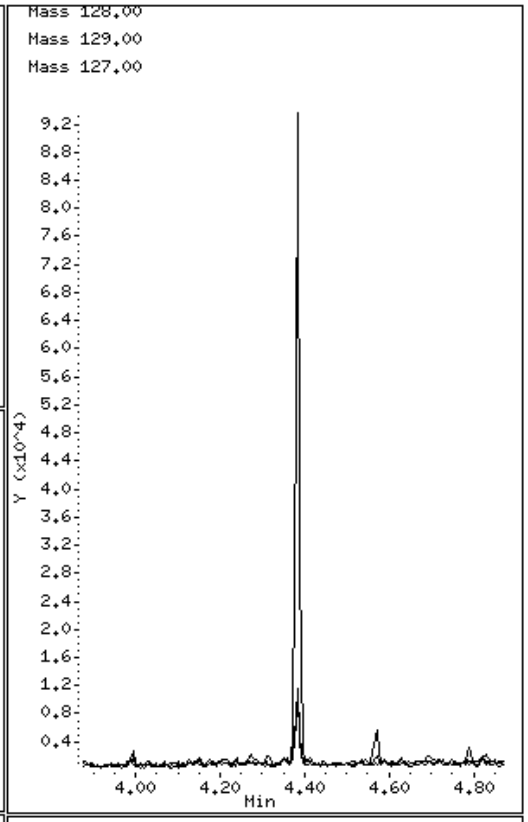

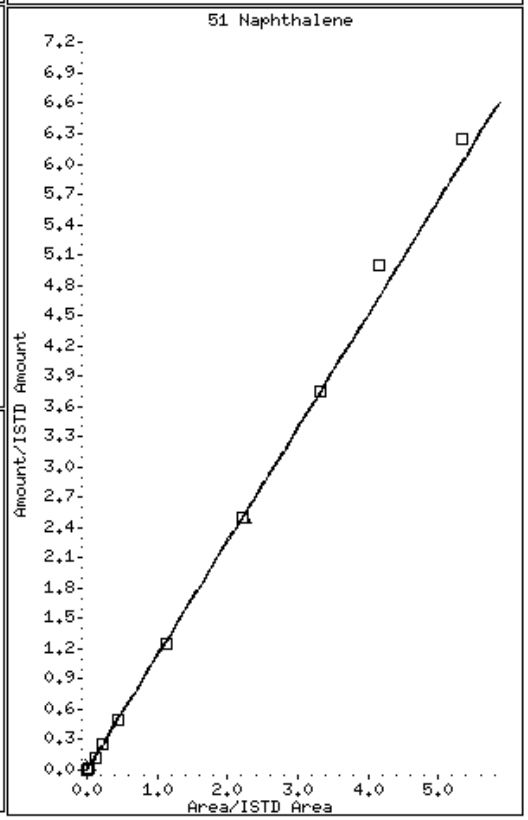

62 2-Methylnaphthalene

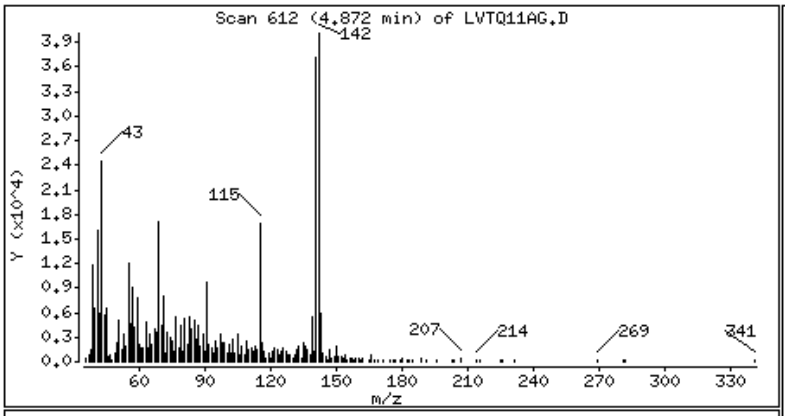

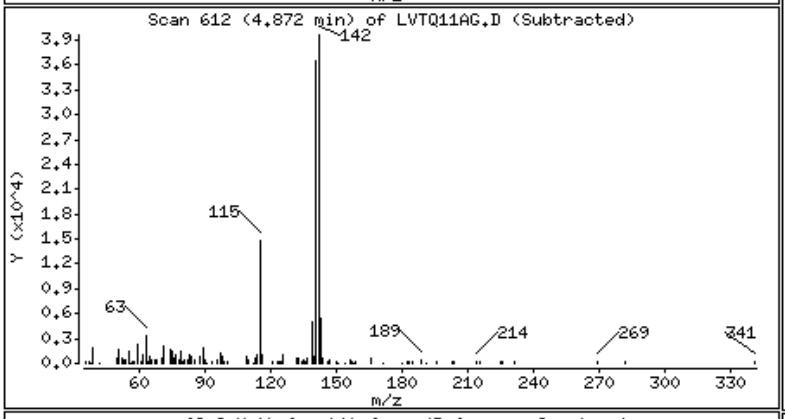

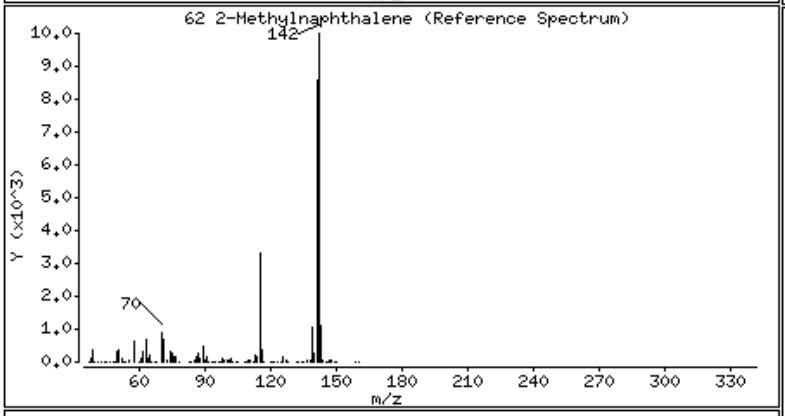

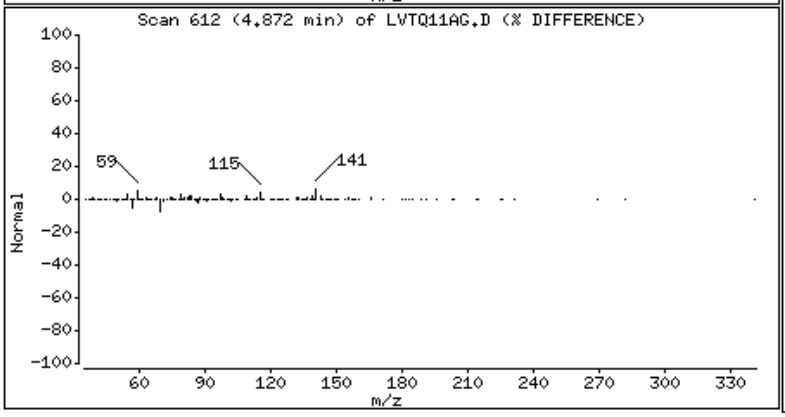

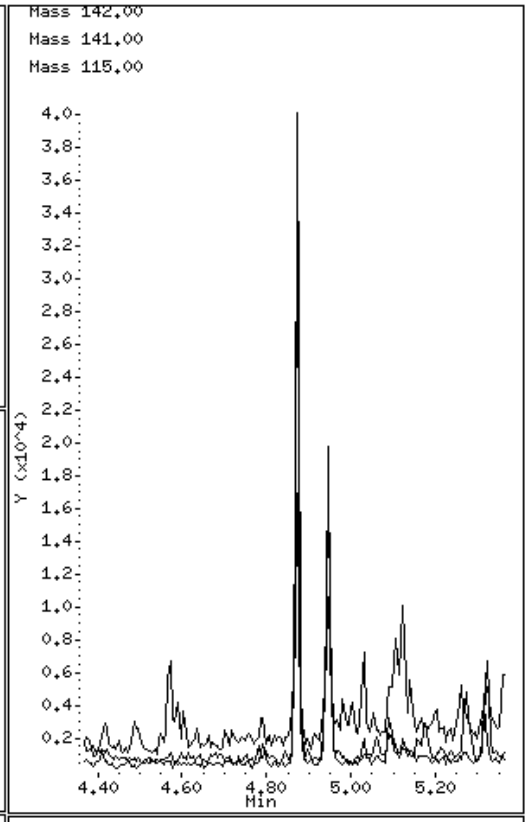

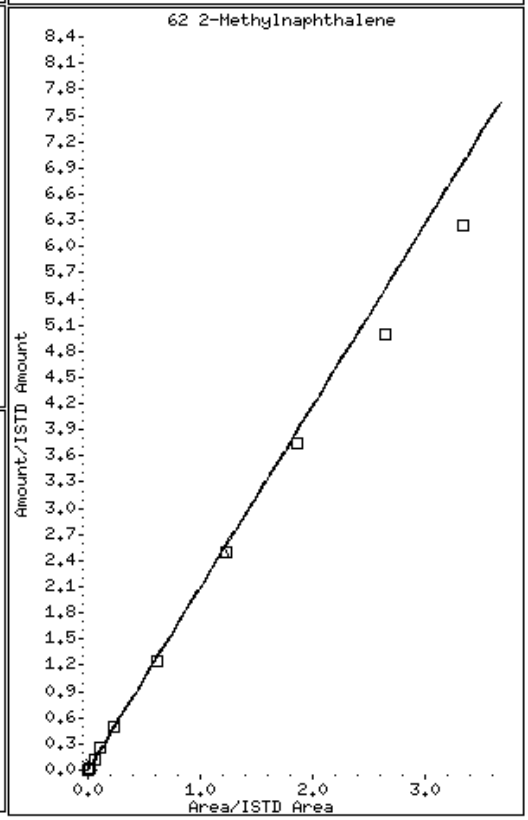

115 Phenanthrene

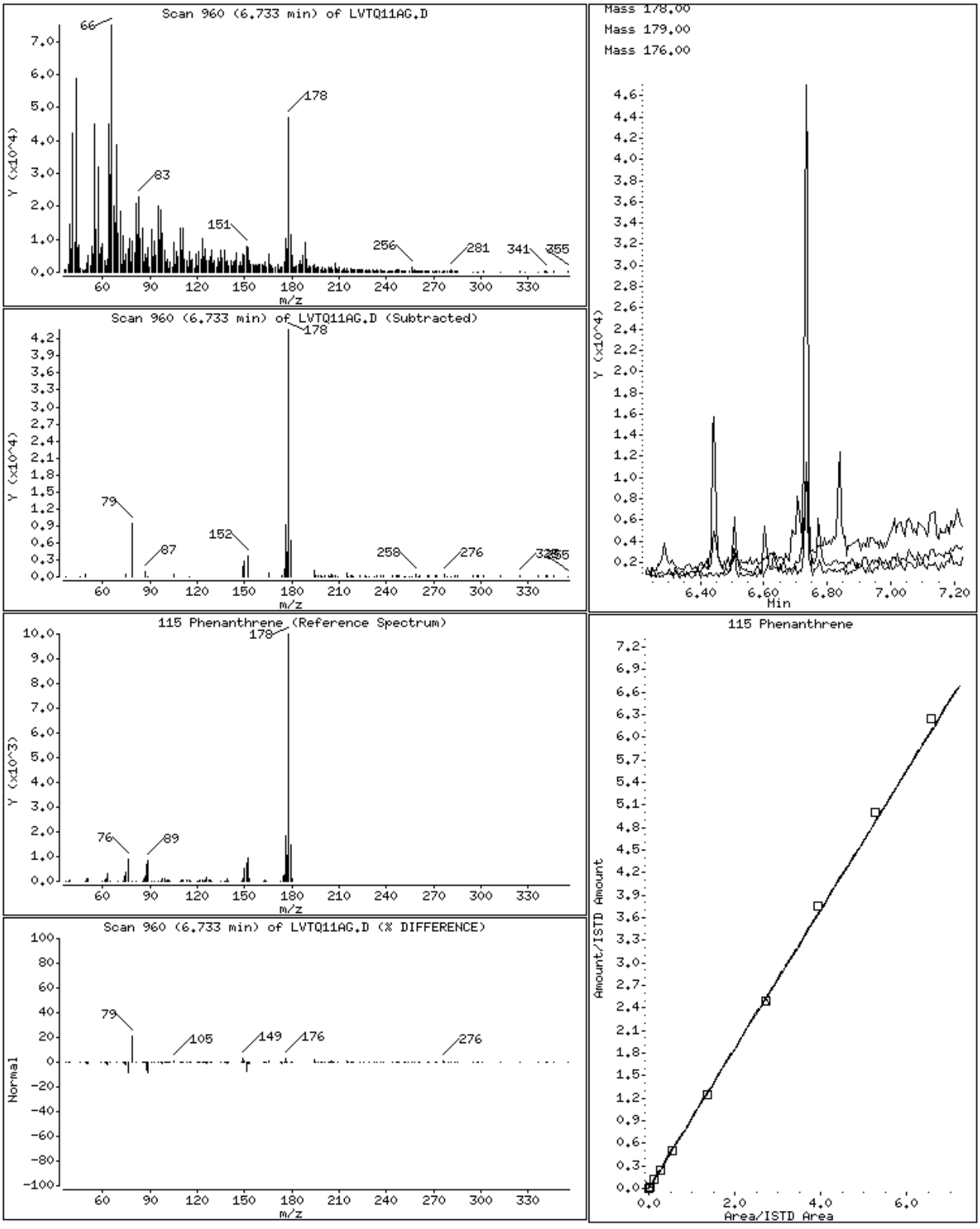

123 Fluoranthene

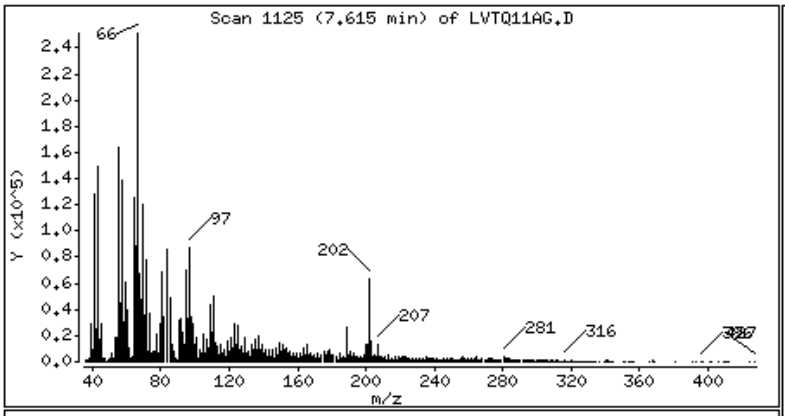

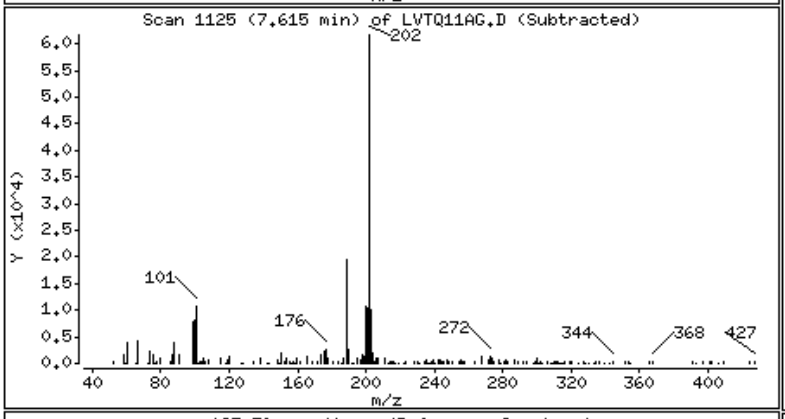

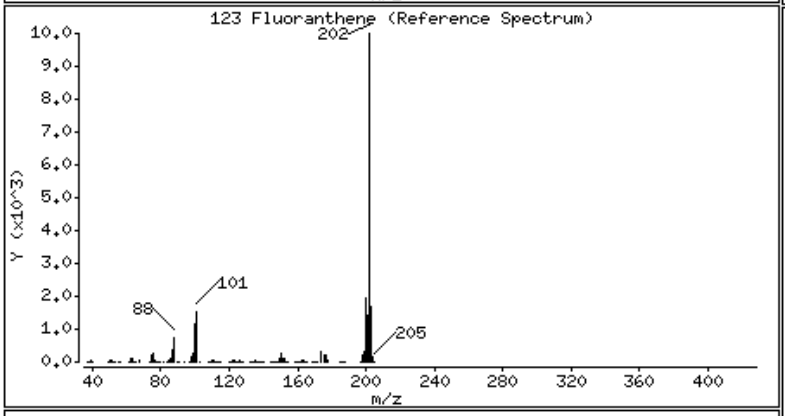

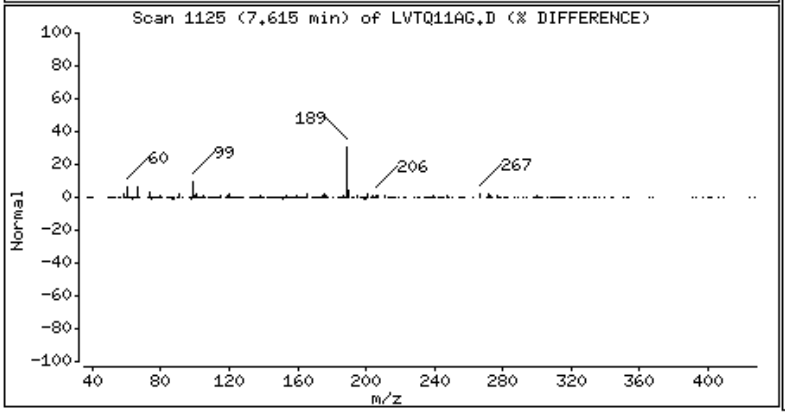

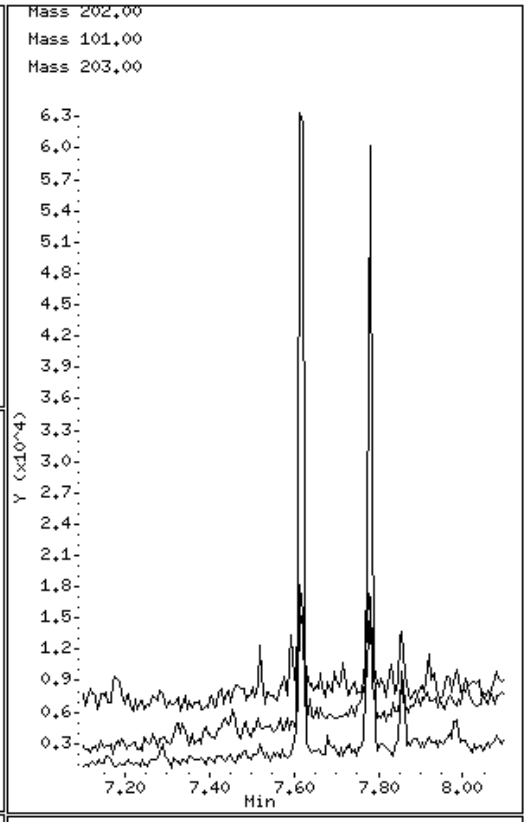

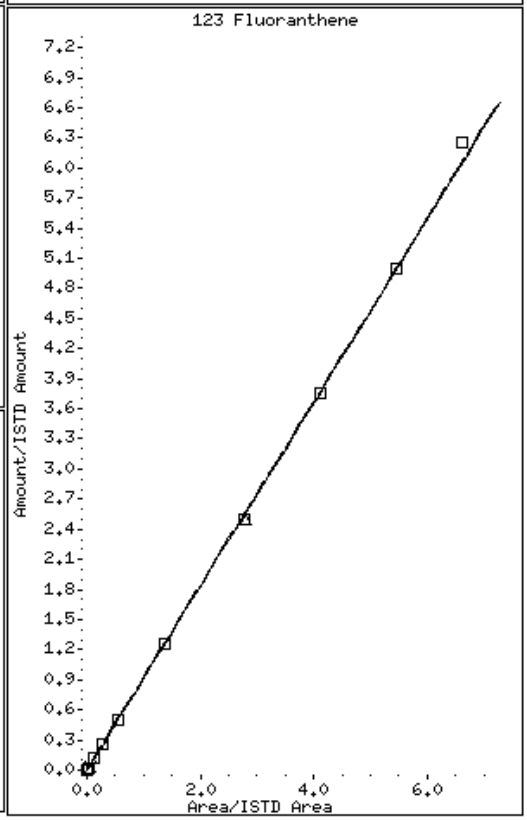

125 Pyrene

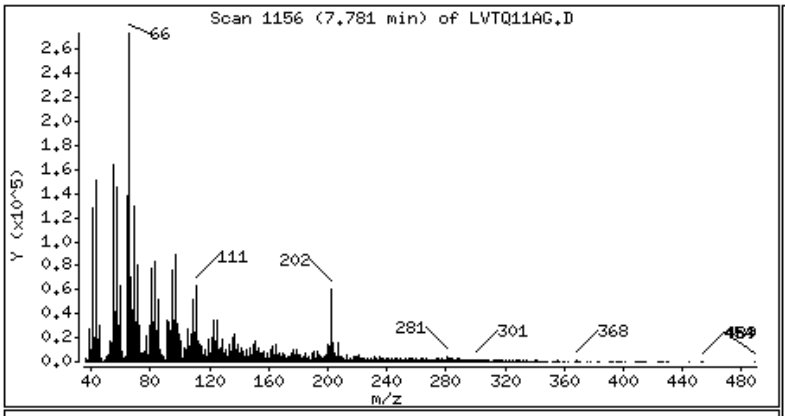
Scan 1156 (7.781 min) of LVTQ11AG.D
Y (x10^5)
m/z
66
111
202
281
301
368
454

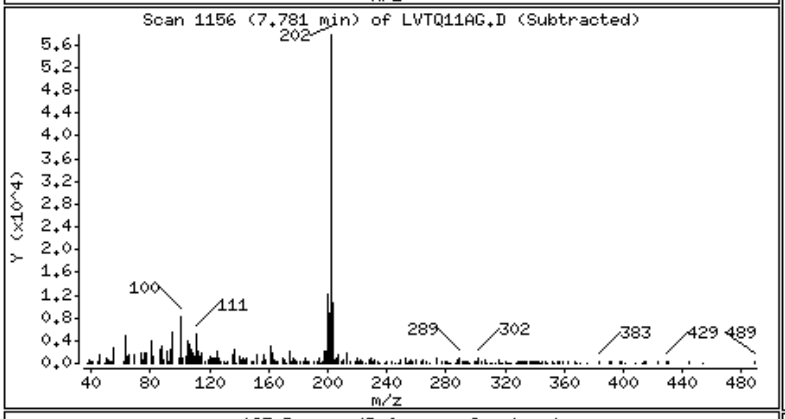
Scan 1156 (7.781 min) of LVTQ11AG.D (Subtracted)
Y (x10^4)
m/z
202
100
111
289
302
383
429
489

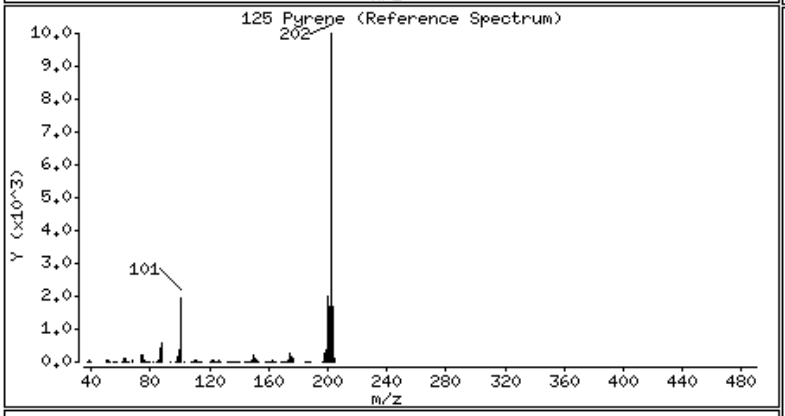
125 Pyrene (Reference Spectrum)
Y (x10^3)
m/z
202
101

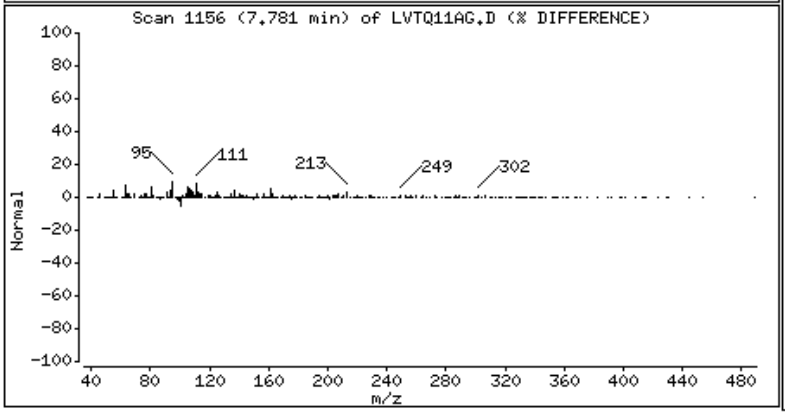
Scan 1156 (7.781 min) of LVTQ11AG.D (% DIFFERENCE)
Normal
m/z
95
111
213
249
302

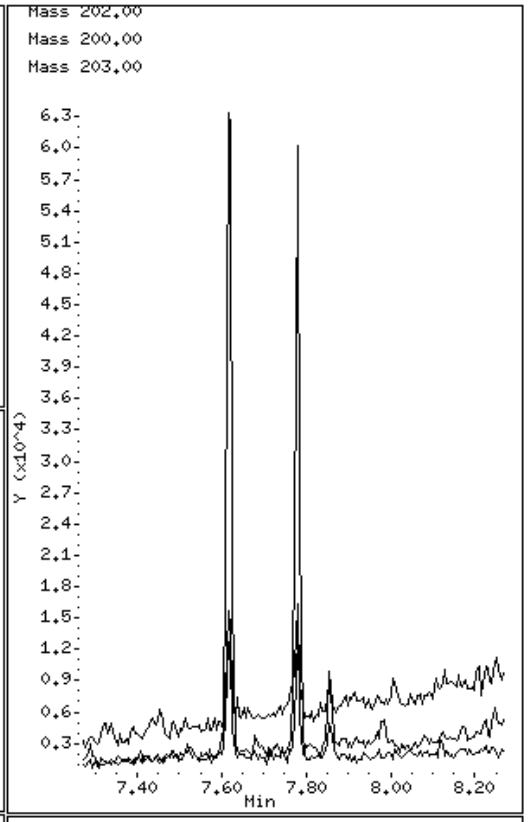
Mass 202.00
Mass 200.00
Mass 203.00
Y (x10^4)
Min

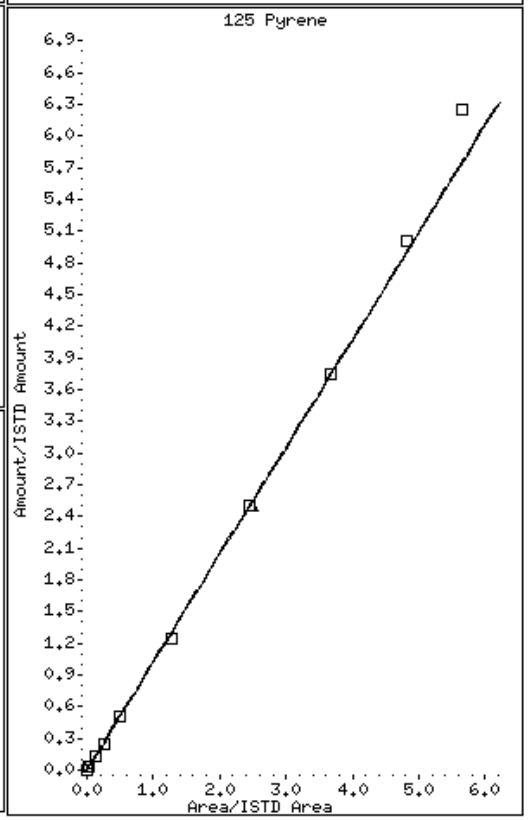
125 Pyrene
Amount/ISTD Amount
Area/ISTD Area

137 Chrysene

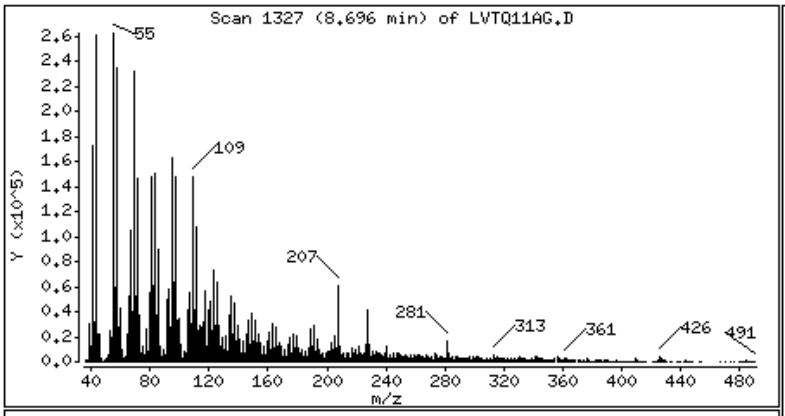

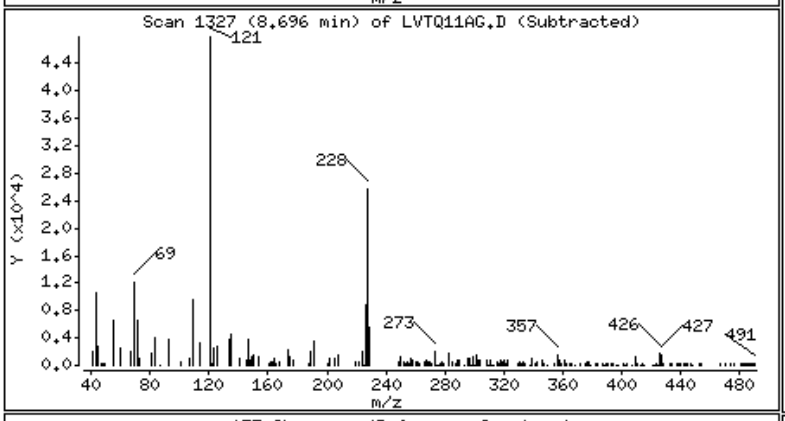

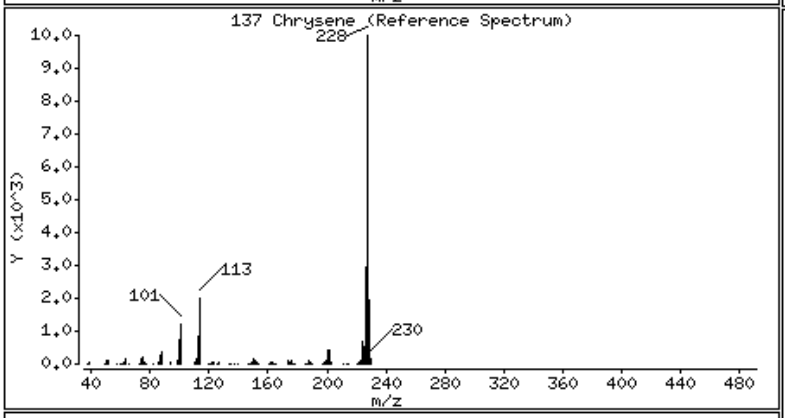

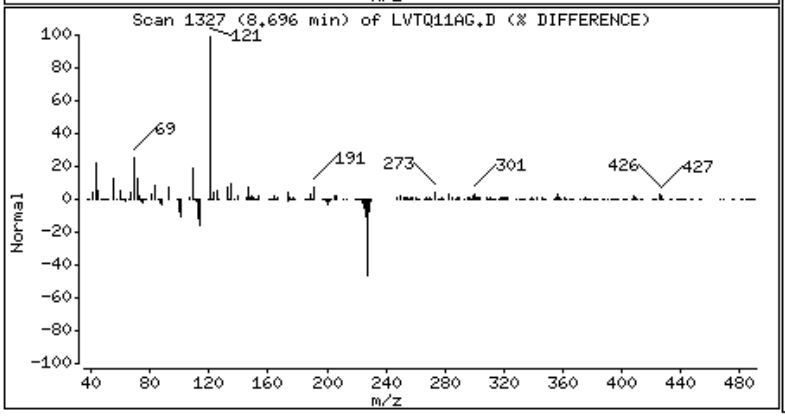

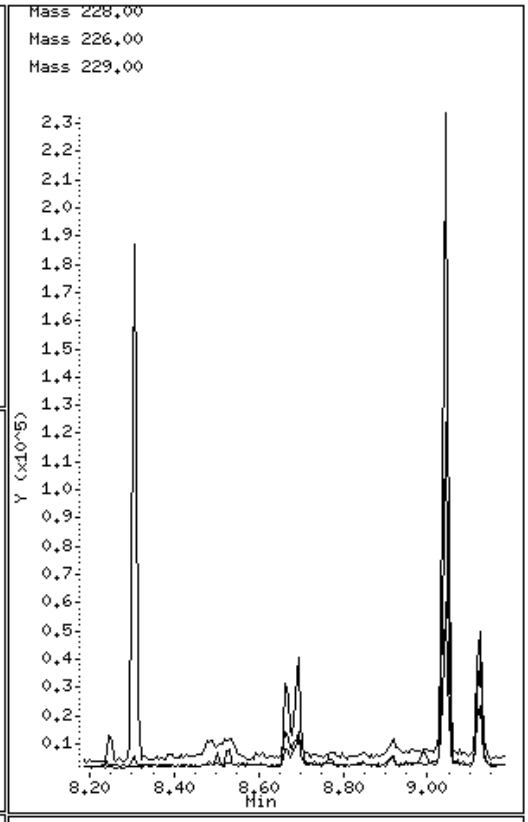

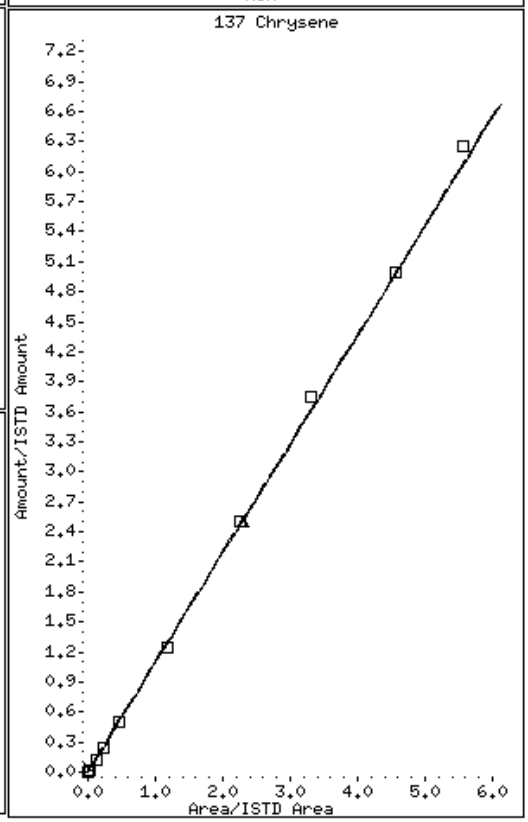

141 Benzo(b)fluoranthene

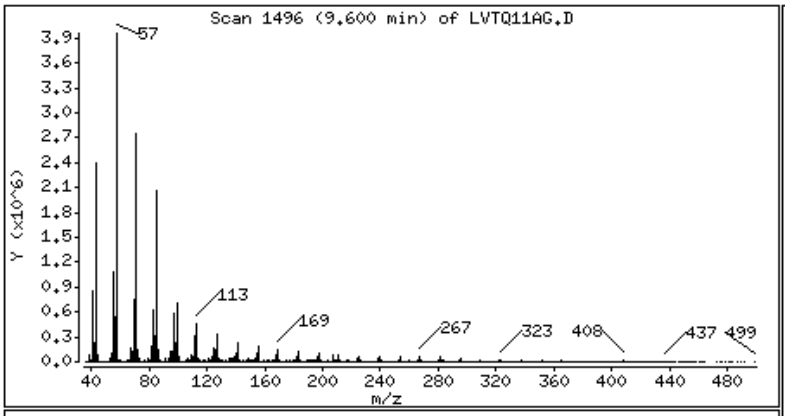

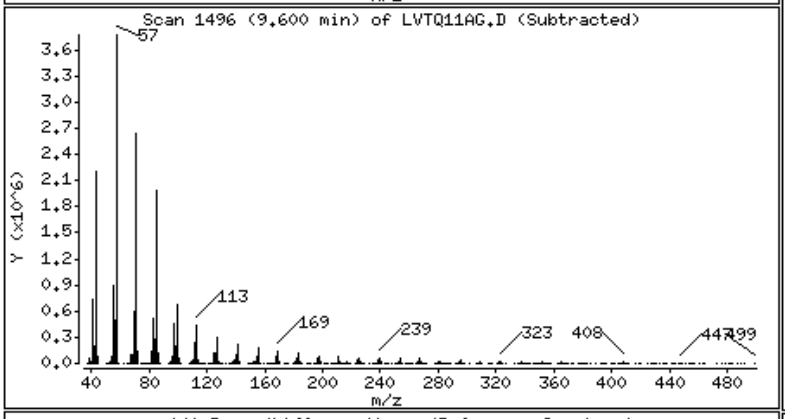

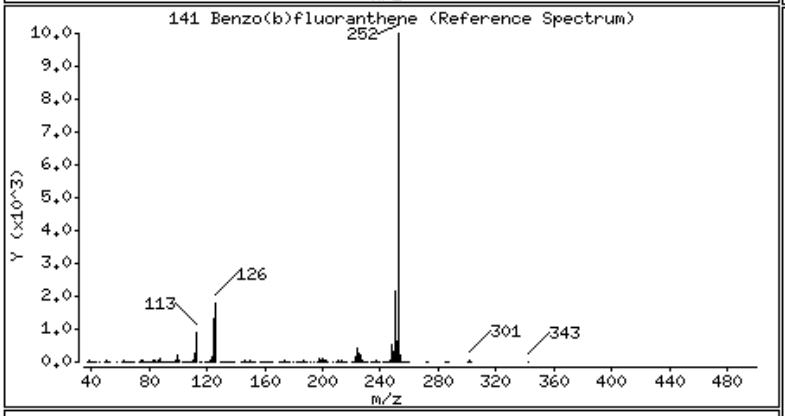

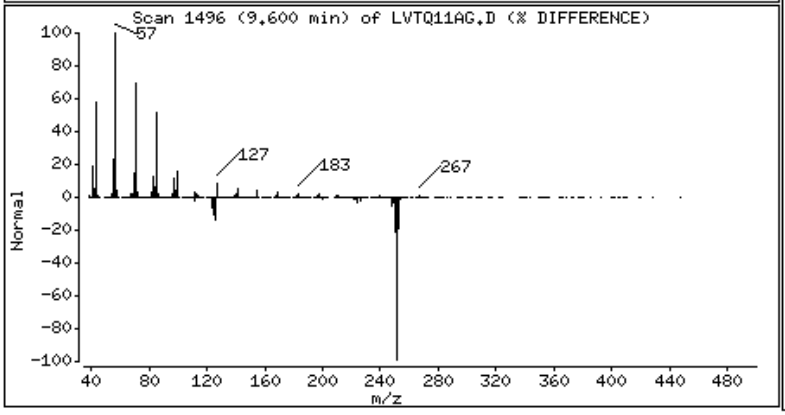

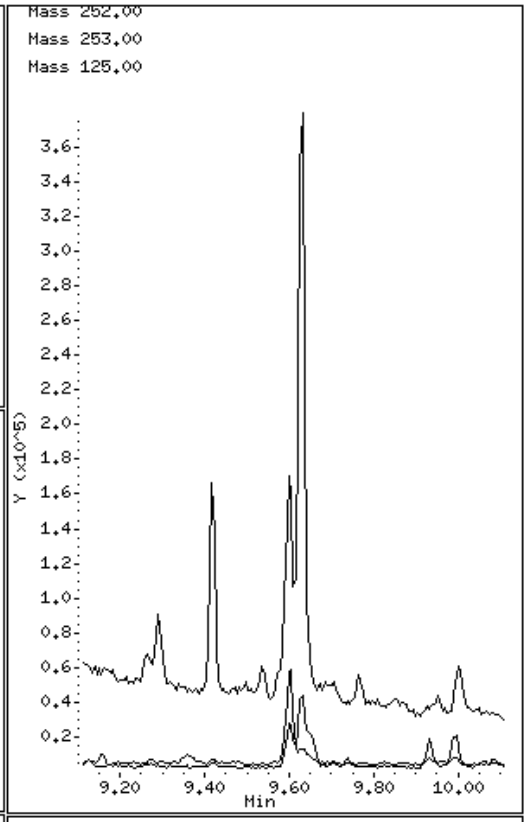

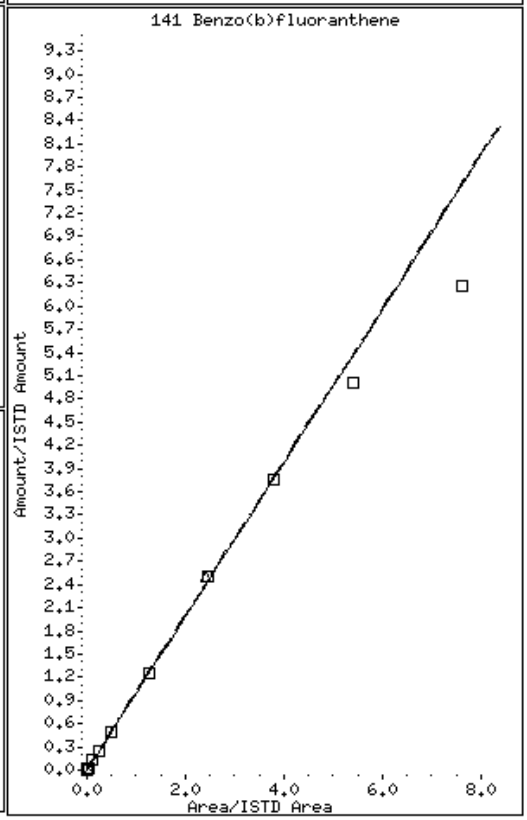

Data File Name: LVTQ11AG.D
Inj. Date and Time: 02-MAR-2010 16:19
Instrument ID: a4hp7.i
Client ID: B12SS-037M-5039-SO
Compound Name: Benzo(b)fluoranthene
CAS #: 205-99-2
Report Date: 03/04/2010

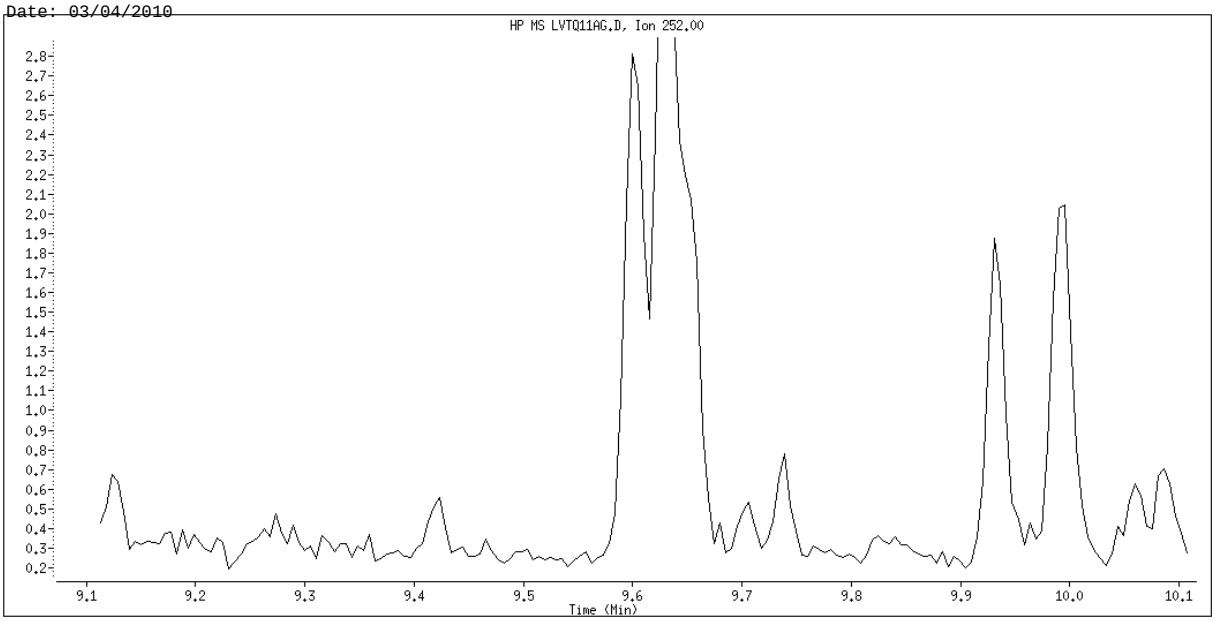

Original Integration

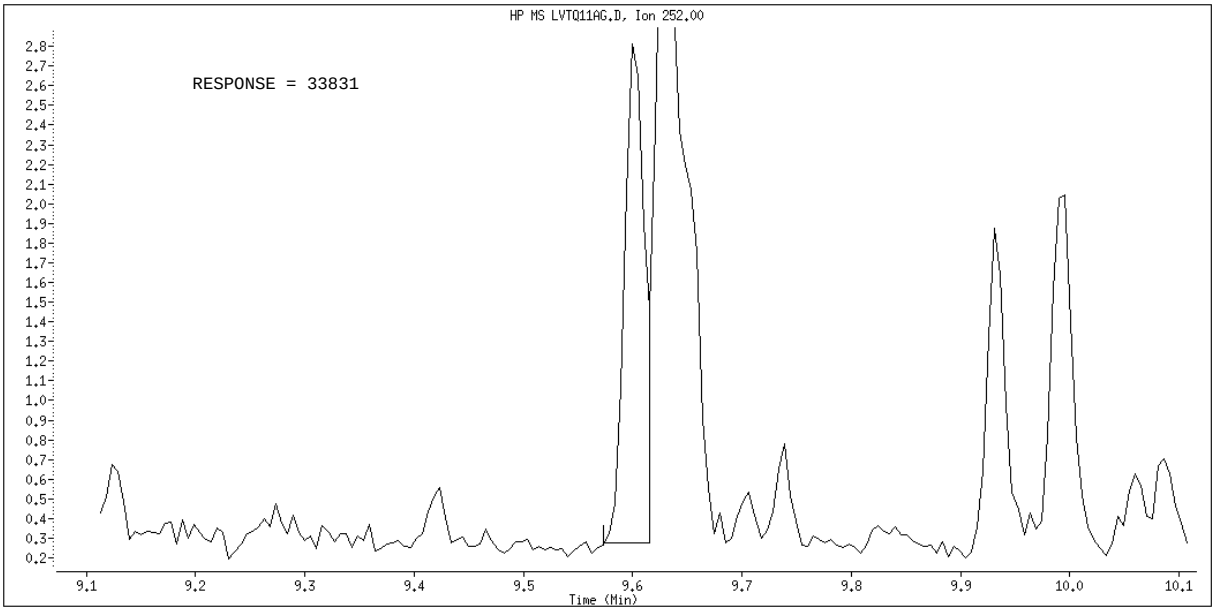

Manual Integration

Manually Integrated By: GruberJ
Manual Integration Reason: Unknown

Science Applications International Corp

Client Sample ID: B12SS-037M-6049-FD

GC/MS Semivolatiles

Lot-Sample #...: A0B180429-003 **Work Order #...:** LVTQ21AG **Matrix.....:** SO
Date Sampled...: 02/16/10 14:17 **Date Received..:** 02/17/10
Prep Date.....: 02/23/10 **Analysis Date..:** 03/02/10
Prep Batch #...: 0054027
Dilution Factor: 1 **Initial Wgt/Vol:** 30.2 g **Final Wgt/Vol..:** 2 mL
% Moisture.....: 2.0 **Method.....:** SW846 8270C

PARAMETER	RESULT	REPORTING LIMIT	UNITS	MDL
Acenaphthene	ND	6.8	ug/kg	3.4
Acenaphthylene	ND	6.8	ug/kg	3.4
Anthracene	ND	6.8	ug/kg	3.4
Benzo(a)anthracene	ND	6.8	ug/kg	3.4
Benzo(b)fluoranthene	ND	6.8	ug/kg	3.4
Benzo(k)fluoranthene	ND	6.8	ug/kg	3.4
Benzo(ghi)perylene	ND	6.8	ug/kg	3.4
Benzo(a)pyrene	ND	6.8	ug/kg	3.4
Chrysene	**7.6**	**6.8**	**ug/kg**	**1.1**
Dibenzo(a,h)anthracene	ND	6.8	ug/kg	3.4
Fluoranthene	**12**	**6.8**	**ug/kg**	**3.4**
Fluorene	ND	6.8	ug/kg	3.4
Indeno(1,2,3-cd)pyrene	ND	6.8	ug/kg	3.4
Naphthalene	**14**	**6.8**	**ug/kg**	**3.4**
Phenanthrene	**7.0**	**6.8**	**ug/kg**	**3.4**
Pyrene	**8.1**	**6.8**	**ug/kg**	**3.4**

SURROGATE	PERCENT RECOVERY	RECOVERY LIMITS
2-Fluorobiphenyl	56	(45 - 105)
2-Fluorophenol	63	(35 - 105)
Phenol-d5	60	(40 - 100)
2,4,6-Tribromophenol	64	(35 - 125)
Nitrobenzene-d5	48	(35 - 100)
Terphenyl-d14	70	(30 - 125)

NOTE(S):

Results and reporting limits have been adjusted for dry weight.

TestAmerica North Canton

Semivolatile REPORT SW-846 Method 8270

Data file : \\cansvr11\dd\chem\MSS\a4hp7.i\00302a.b\LVTQ21AG.D
Lab Smp Id: lvtq21ag Client Smp ID: B12SS-037M-6049-FD
Inj Date : 02-MAR-2010 16:38
Operator : 001710 Inst ID: a4hp7.i
Smp Info : lvtq21ag,00302a.b,8270C-625,1-pah.sub
Misc Info :
Comment   :
Method   : \\cansvr11\dd\chem\MSS\a4hp7.i\00302a.b\8270C-625.m
Meth Date : 04-Mar-2010 10:09 gruberj Quant Type: ISTD
Cal Date : 01-MAR-2010 20:53 Cal File: 7AL0301.D
Als bottle: 24
Dil Factor: 1.00000
Integrator: HP RTE Compound Sublist: 1-pah.sub
Target Version: 4.14
Processing Host: CANPMSSV01

Concentration Formula: Amt * DF * Uf * Vt/(Vi * Ws *) * CpndVariable

Name	Value	Description
DF	1.000	Dilution Factor
Uf	1.000	ng unit correction factor
Vt	2000.000	Volume of final extract (uL)(1000 low, 2
Vi	0.50000	Volume injected (uL)
Ws	30.200	Weight of sample extracted (g)
Cpnd Variable		Local Compound Variable

Compounds	QUANT SIG MASS	RT	EXP RT	REL RT	RESPONSE	CONCENTRATIONS ON-COLUMN (NG)	FINAL (ug/kg)	
* 1 1,4-Dichlorobenzene-d4	152	3.486	3.470	(1.000)	190632	2.00000		(Q)
* 2 Naphthalene-d8	136	4.368	4.358	(1.000)	849205	2.00000		
* 3 Acenaphthene-d10	164	5.636	5.625	(1.000)	521685	2.00000		
* 4 Phenanthrene-d10	188	6.716	6.711	(1.000)	882783	2.00000		
* 5 Chrysene-d12	240	8.674	8.663	(1.000)	1178224	2.00000		
* 6 Perylene-d12	264	10.054	10.027	(1.000)	1114821	2.00000		(H)
51 Naphthalene	128	4.384	4.374	(1.004)	39828	0.10547	13.969	
62 2-Methylnaphthalene	142	4.876	4.866	(1.116)	19263	0.09434	12.495	
63 1-Methylnaphthalene	142	Compound Not Detected.						
70 2-Chloronaphthalene	162	Compound Not Detected.						
79 Acenaphthylene	152	Compound Not Detected.						
82 Acenaphthene	153	Compound Not Detected.						
86 Dibenzofuran	168	Compound Not Detected.						
94 Fluorene	166	Compound Not Detected.						
115 Phenanthrene	178	6.738	6.727	(1.003)	24774	0.05195	6.8802	
116 Anthracene	178	Compound Not Detected.						
123 Fluoranthene	202	7.620	7.599	(1.135)	41940	0.08682	11.499	
125 Pyrene	202	7.781	7.770	(0.897)	34559	0.05958	7.8910	

136 Benzo(a)Anthracene	228	Compound Not Detected.					
137 Chrysene	228	8.690	8.685 (1.002)		30402	0.05623	7.4472
141 Benzo(b)fluoranthene	252	Compound Not Detected.					

Compounds	QUANT SIG MASS	RT	EXP RT	REL RT	RESPONSE	CONCENTRATIONS ON-COLUMN (NG)	FINAL (ug/kg)
142 Benzo(k)fluoranthene	252	Compound Not Detected.					
146 Benzo(a)pyrene	252	Compound Not Detected.					
149 Indeno(1,2,3-cd)pyrene	276	Compound Not Detected.					
150 Dibenz(a,h)anthracene	278	Compound Not Detected.					
151 Benzo(g,h,i)perylene	276	Compound Not Detected.					
$ 154 Nitrobenzene-d5	82	3.860	3.844	(0.884)	363421	2.42009	320.54
$ 155 2-Fluorobiphenyl	172	5.122	5.117	(0.909)	829568	2.80404	371.40
$ 156 Terphenyl-d14	244	7.855	7.845	(0.906)	1271096	3.47827	460.70
$ 157 Phenol-d5	99	3.245	3.181	(0.931)	646218	4.53107	600.14(H)
$ 158 2-Fluorophenol	112	2.748	2.603	(0.788)	516801	4.74222	628.11
$ 159 2,4,6-Tribromophenol	330	6.208	6.198	(1.102)	175275	4.80165	635.98
$ 186 2-Chlorophenol-d4	132	3.357	3.315	(0.963)	553932	4.94553	655.04
$ 187 1,2-Dichlorobenzene-d4	152	3.598	3.582	(1.032)	182123	2.37613	314.72

QC Flag Legend

Q - Qualifier signal failed the ratio test.
H - Operator selected an alternate compound hit.

TestAmerica North Canton

INTERNAL STANDARD COMPOUNDS
AREA AND RT SUMMARY

Instrument ID: a4hp7.i
Lab File ID: LVTQ21AG.D
Lab Smp Id: lvtq21ag
Analysis Type: SV
Quant Type: ISTD
Operator: 001710
Method File: \\cansvr11\dd\chem\MSS\a4hp7.i\00302a.b\8270C-625.m
Misc Info:

Calibration Date: 02-MAR-2010
Calibration Time: 09:36
Client Smp ID: B12SS-037M-6049-FD
Level: LOW
Sample Type: SOIL

		AREA LIMIT			
COMPOUND	STANDARD	LOWER	UPPER	SAMPLE	%DIFF
1 1,4-Dichlorobenze	314430	157215	628860	190632	-39.37
2 Naphthalene-d8	1302947	651474	2605894	849205	-34.82
3 Acenaphthene-d10	667302	333651	1334604	521685	-21.82
4 Phenanthrene-d10	1052286	526143	2104572	882783	-16.11
5 Chrysene-d12	1252372	626186	2504744	1178224	-5.92
6 Perylene-d12	1122003	561002	2244006	1114821	-0.64

		RT LIMIT			
COMPOUND	STANDARD	LOWER	UPPER	SAMPLE	%DIFF
1 1,4-Dichlorobenze	3.47	2.97	3.97	3.49	0.46
2 Naphthalene-d8	4.36	3.86	4.86	4.37	0.24
3 Acenaphthene-d10	5.63	5.13	6.13	5.64	0.19
4 Phenanthrene-d10	6.71	6.21	7.21	6.72	0.08
5 Chrysene-d12	8.66	8.16	9.16	8.67	0.12
6 Perylene-d12	10.03	9.53	10.53	10.05	0.27

AREA UPPER LIMIT = +100% of internal standard area.
AREA LOWER LIMIT = - 50% of internal standard area.
RT UPPER LIMIT = + 0.50 minutes of internal standard RT.
RT LOWER LIMIT = - 0.50 minutes of internal standard RT.

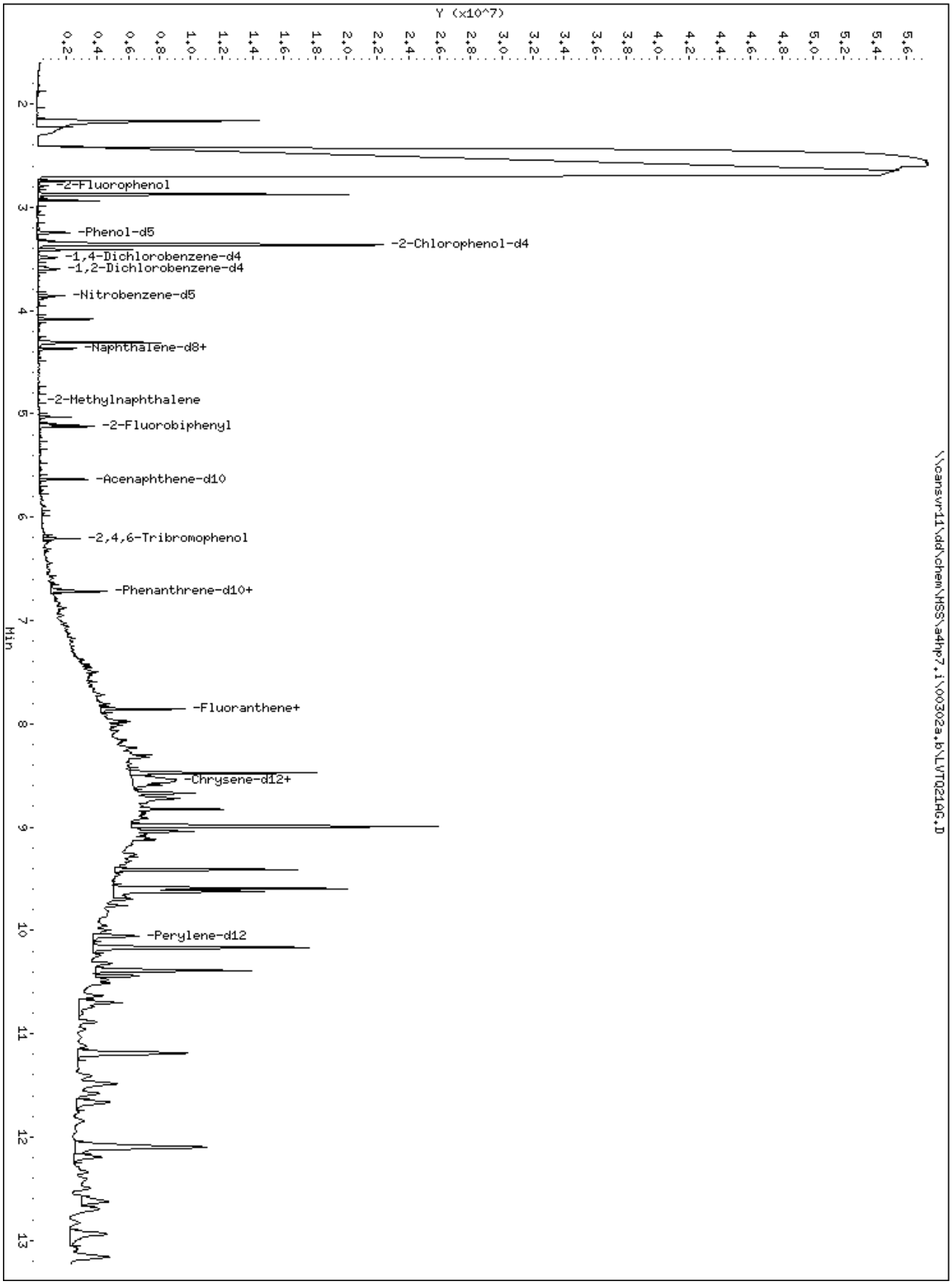
Y (x10^7)
0.2 0.4 0.6 0.8 1.0 1.2 1.4 1.6 1.8 2.0 2.2 2.4 2.6 2.8 3.0 3.2 3.4 3.6 3.8 4.0 4.2 4.4 4.6 4.8 5.0 5.2 5.4 5.6
2
3
4
5
6
7
8
9
10
11
12
13
Min
-2-Fluorophenol
-Phenol-d5
-2-Chlorophenol-d4
-1,4-Dichlorobenzene-d4
-1,2-Dichlorobenzene-d4
-Nitrobenzene-d5
-Naphthalene-d8+
-2-Methylnaphthalene
-2-Fluorobiphenyl
-Acenaphthene-d10
-2,4,6-Tribromophenol
-Phenanthrene-d10+
-Fluoranthene+
-Chrysene-d12+
-Perylene-d12
\\cansvr11\dd\chem\HSS\a4hp7.i\00302a.b\LVTQ210C.D

51 Naphthalene

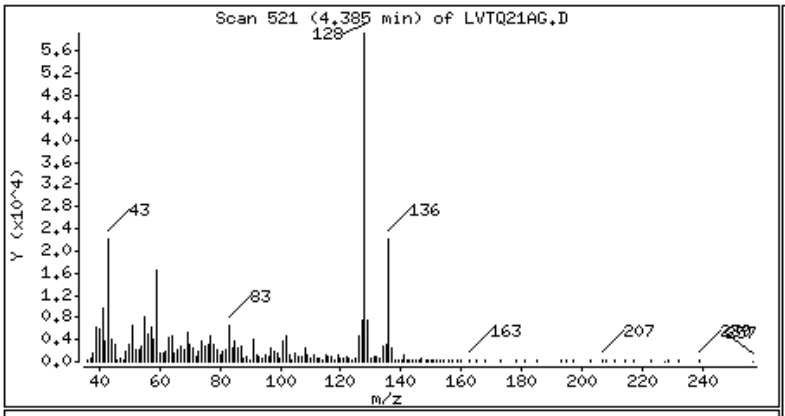

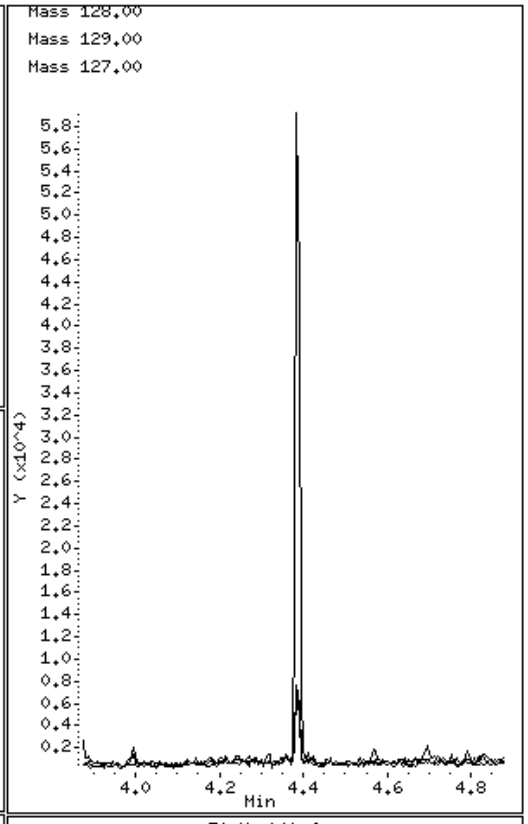

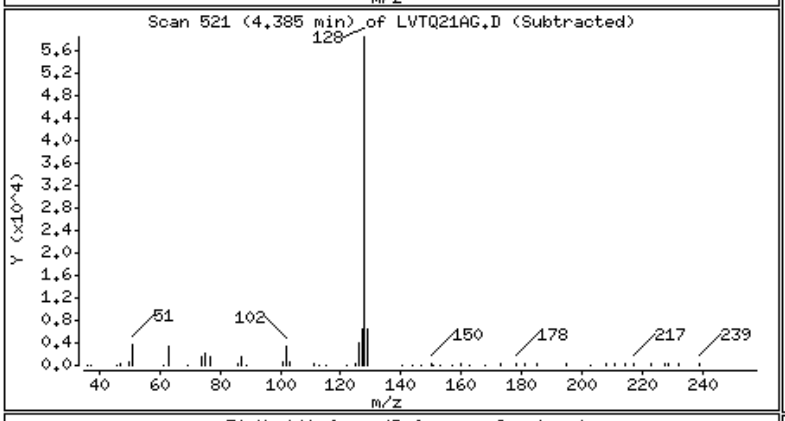

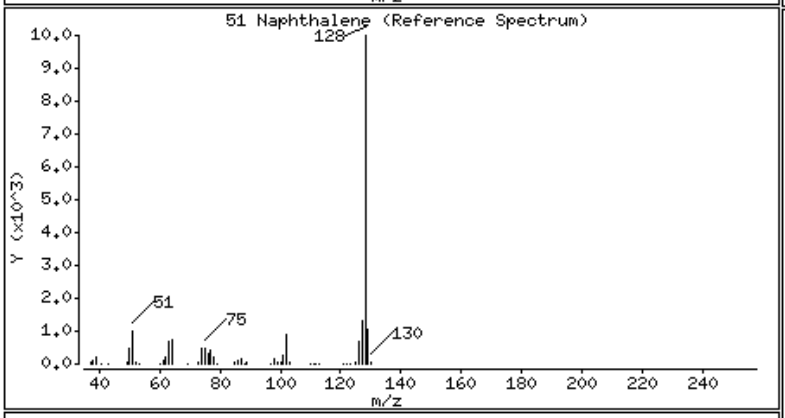

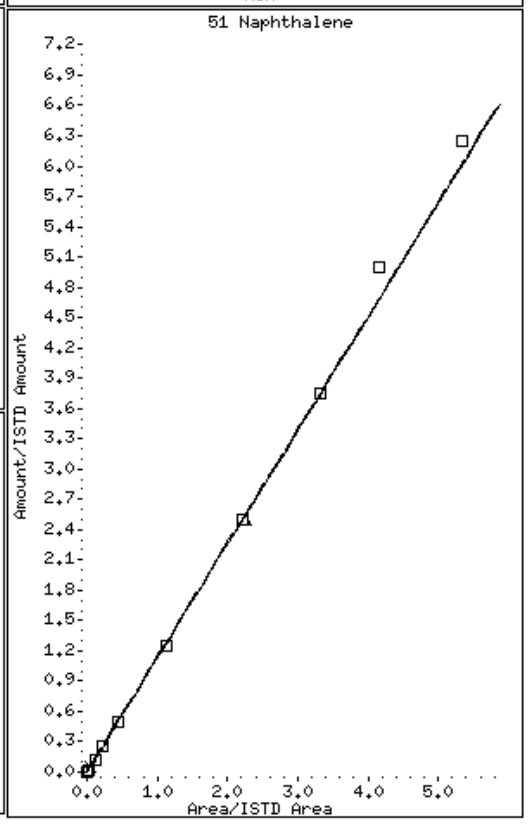

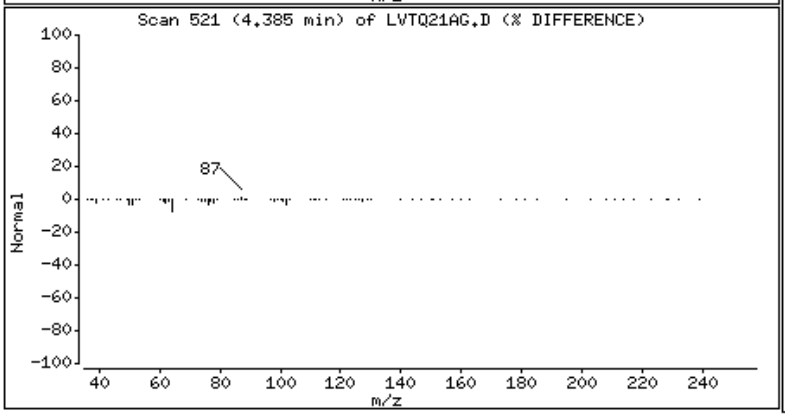

62 2-Methylnaphthalene

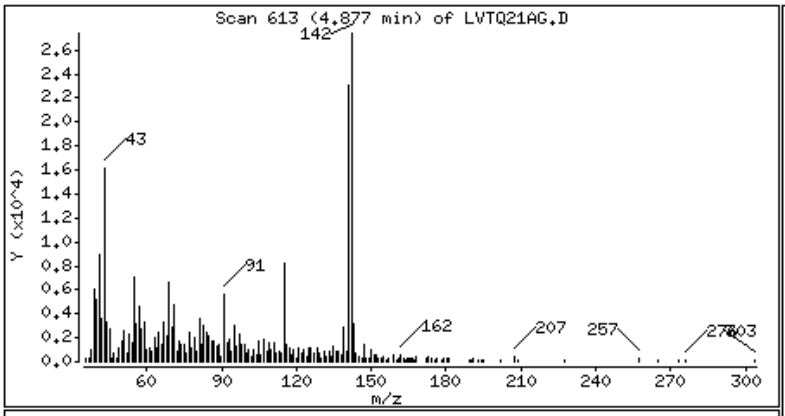

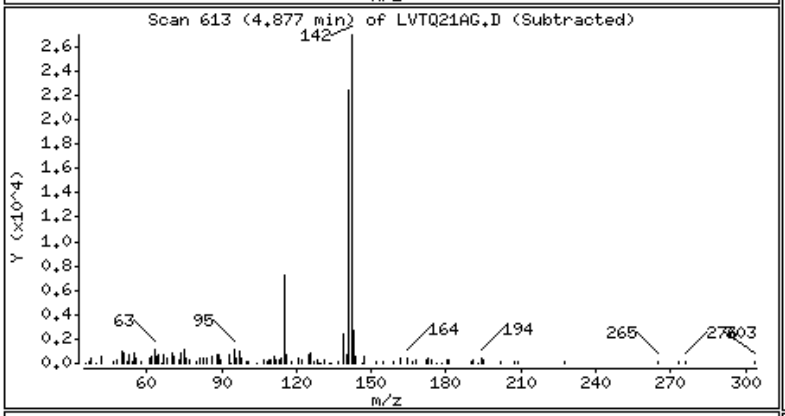

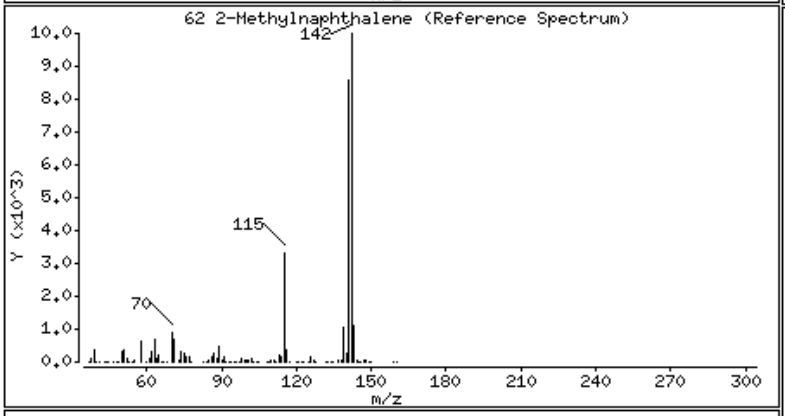

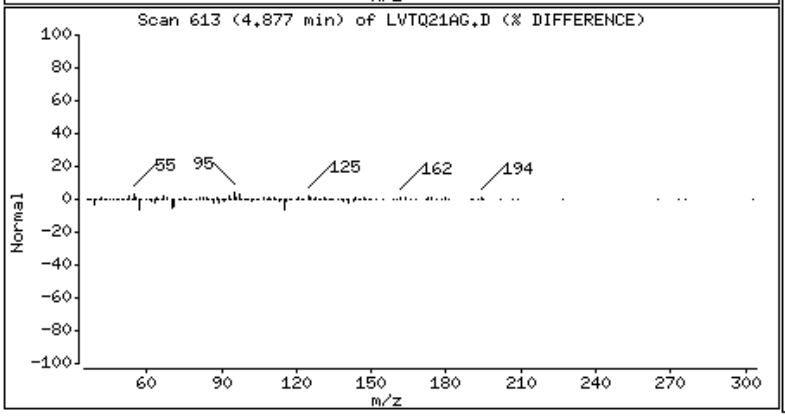

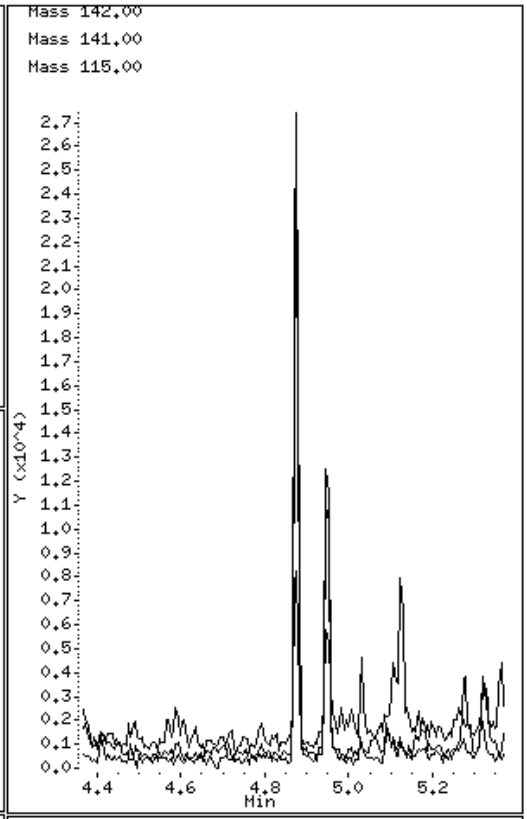

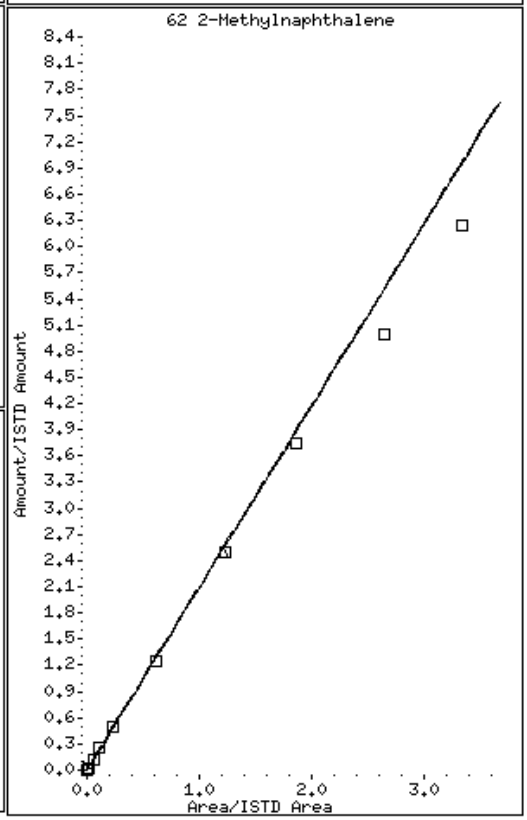

115 Phenanthrene

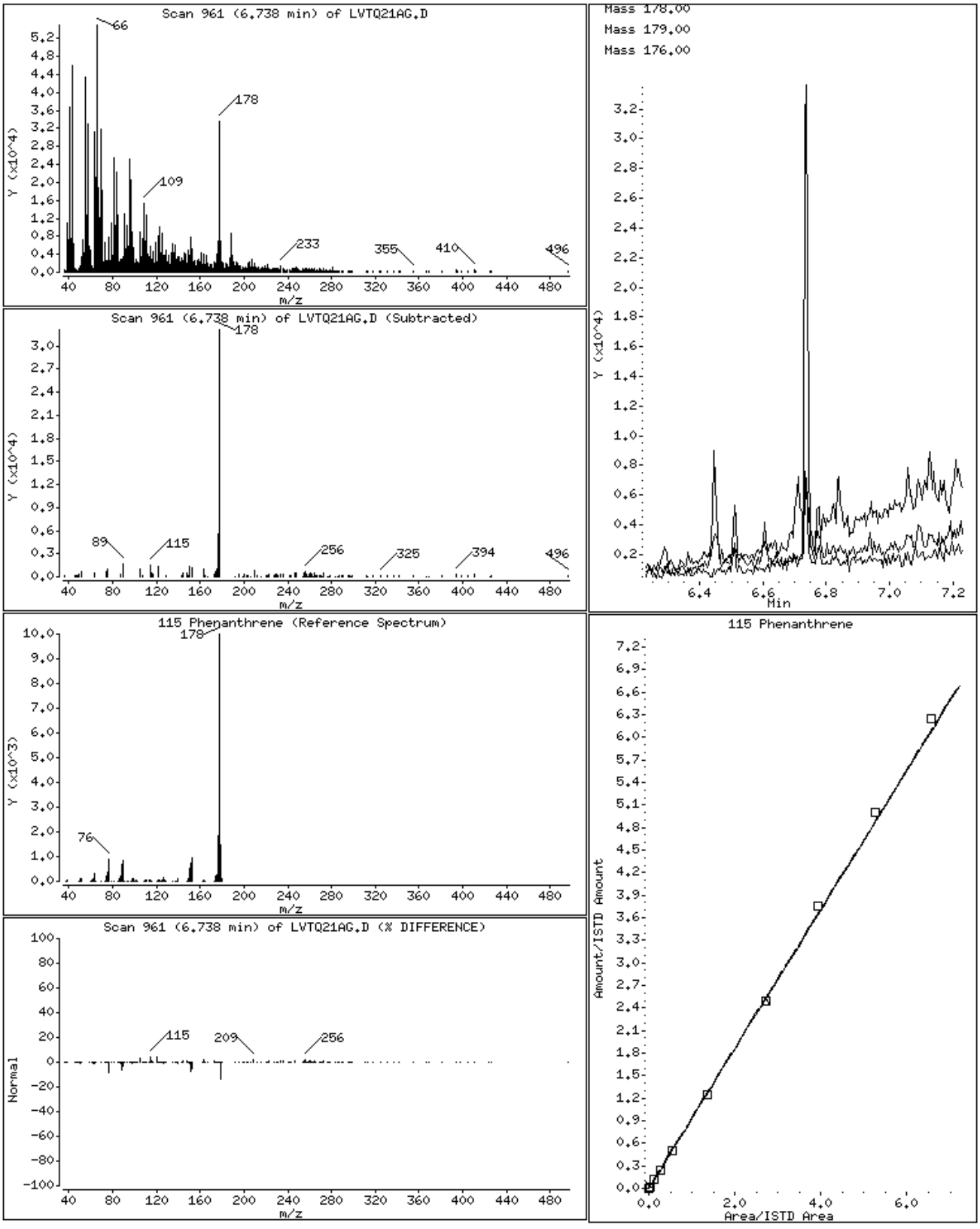

123 Fluoranthene

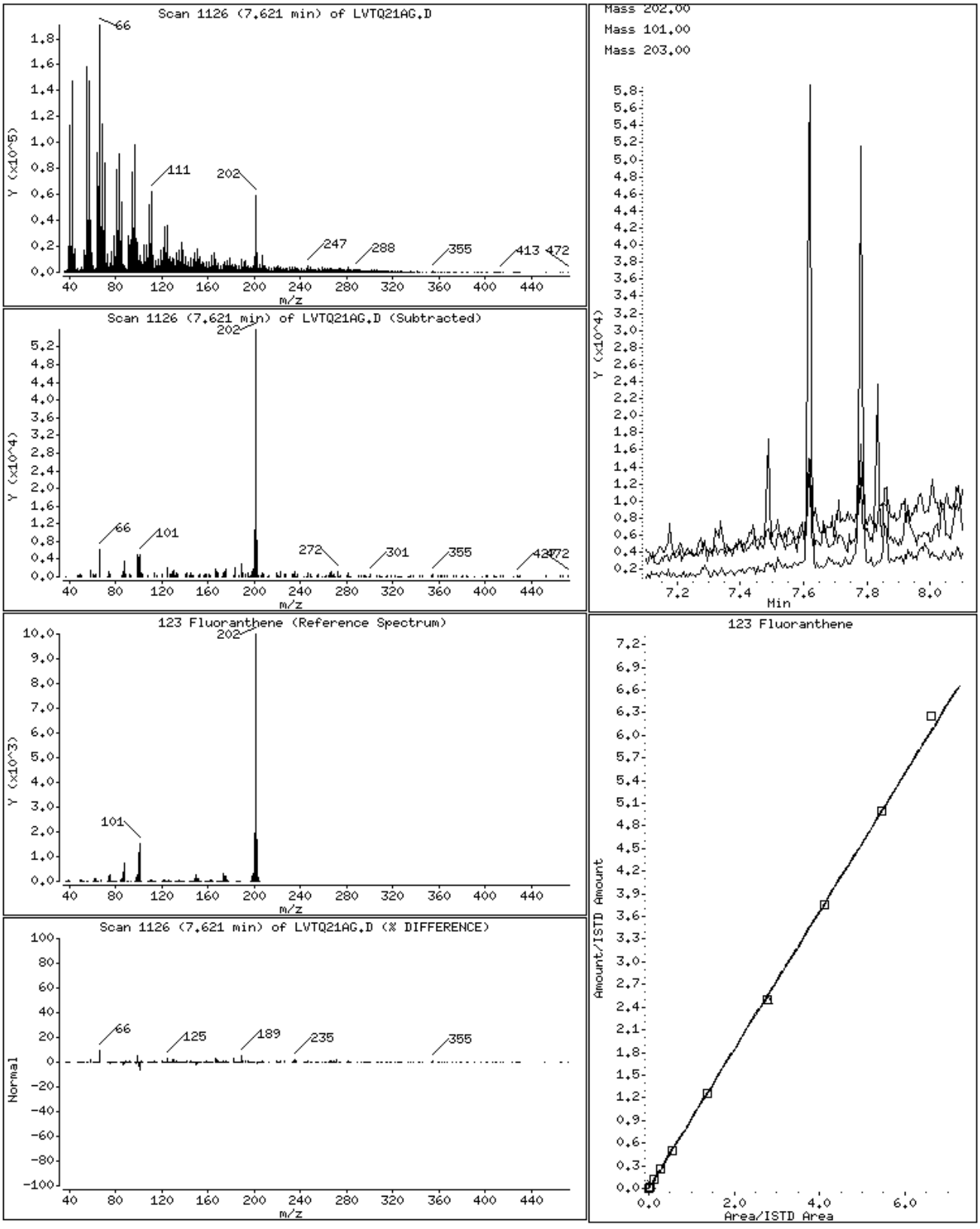

125 Pyrene

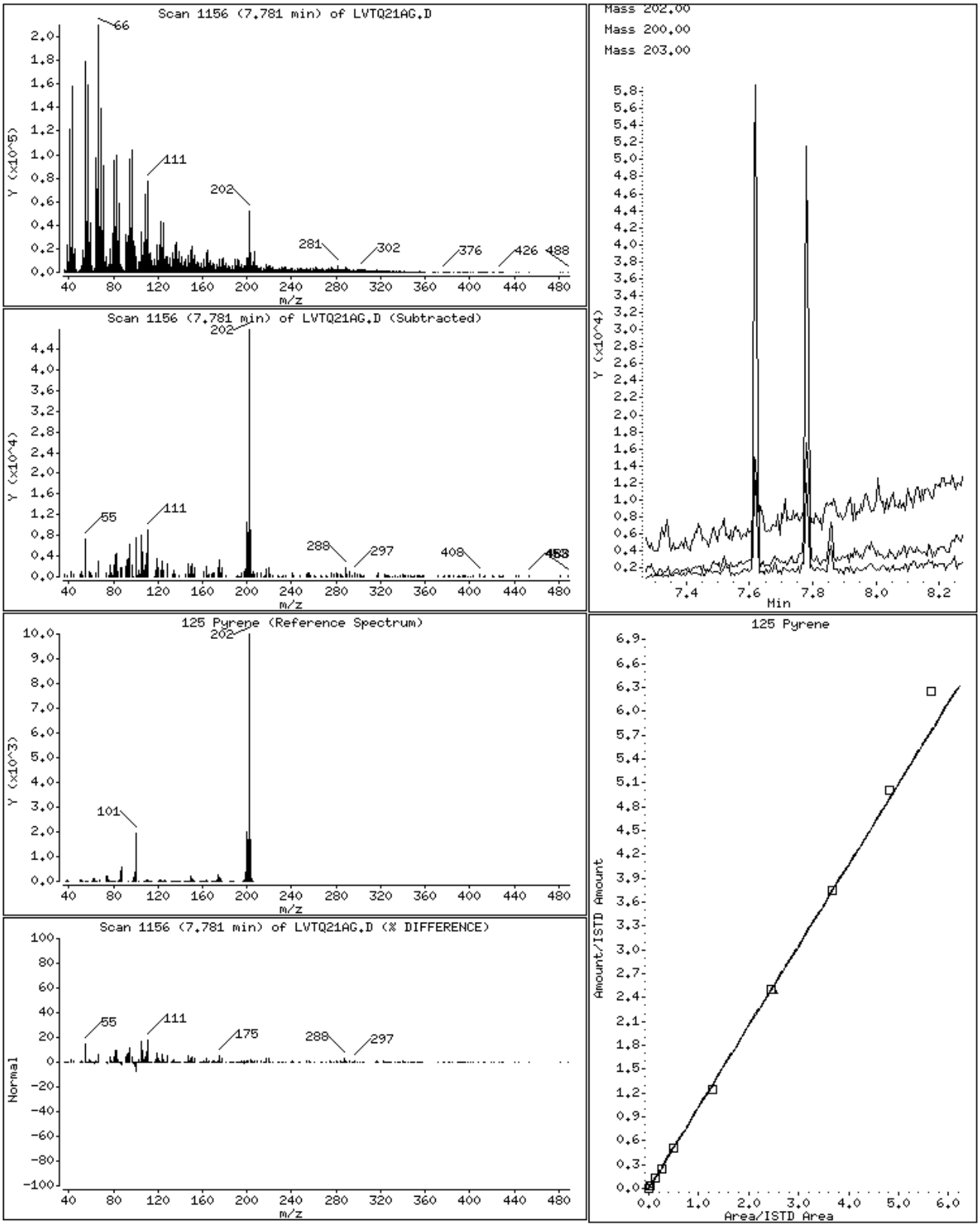
Scan 1156 (7.781 min) of LVTQ21AG.D
Y (x10^5)
m/z
Scan 1156 (7.781 min) of LVTQ21AG.D (Subtracted)
Y (x10^4)
m/z
125 Pyrene (Reference Spectrum)
Y (x10^3)
m/z
Scan 1156 (7.781 min) of LVTQ21AG.D (% DIFFERENCE)
Normal
m/z
Mass 202.00
Mass 200.00
Mass 203.00
Y (x10^4)
Min
125 Pyrene
Amount/ISTD Amount
Area/ISTD Area

137 Chrysene

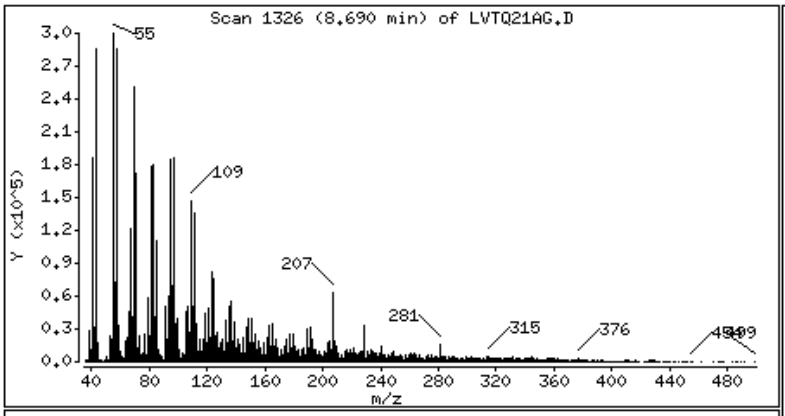

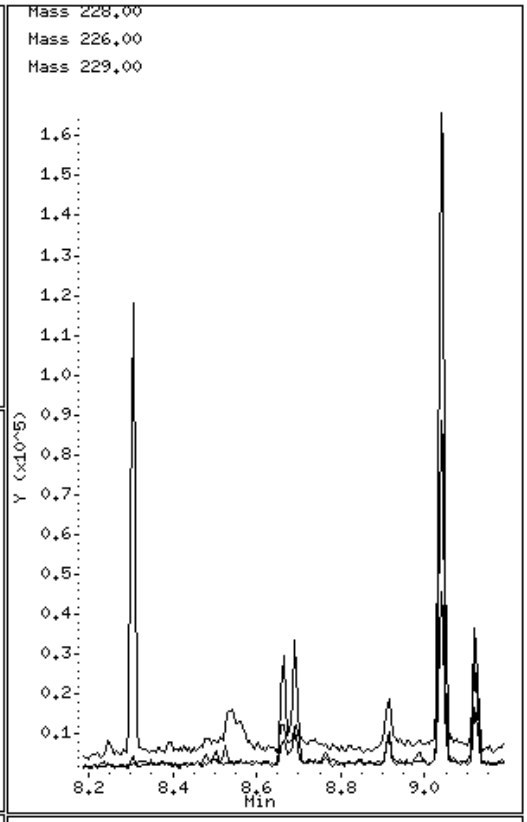

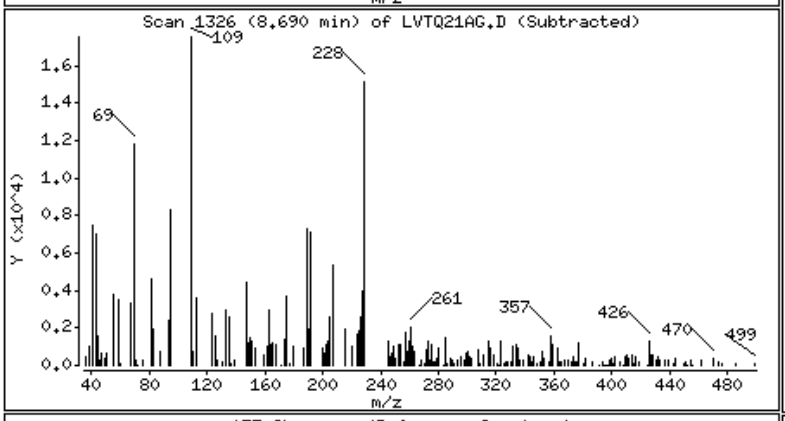

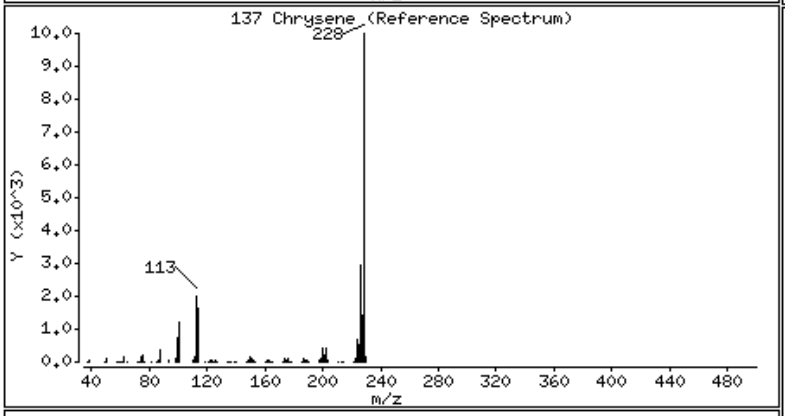

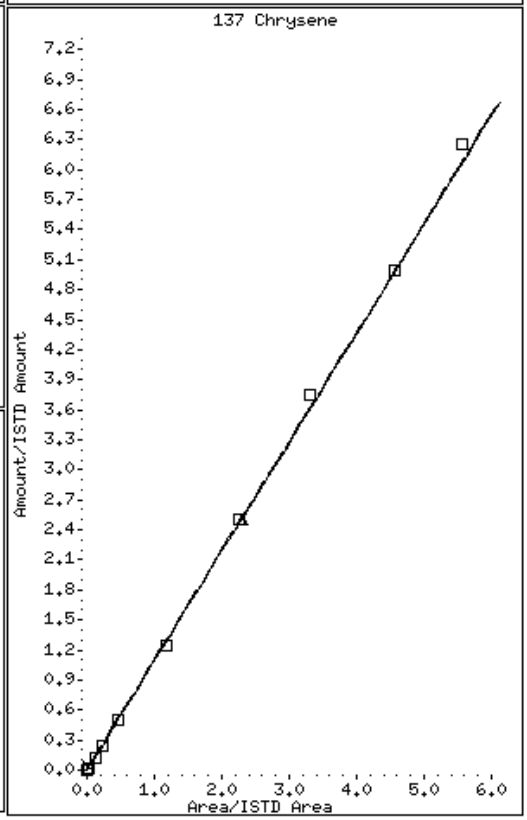

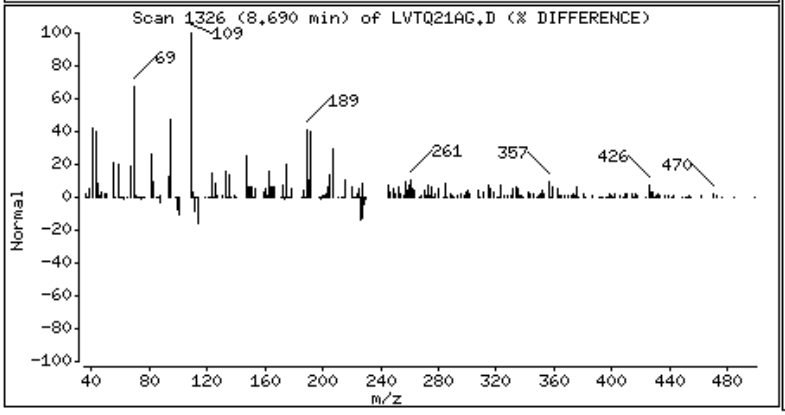

Science Applications International Corp

Client Sample ID: B12SS-038M-5040-SO

GC/MS Semivolatiles

Lot-Sample #...: A0B180429-004 **Work Order #...:** LVTQ31A7 **Matrix.....:** SO
Date Sampled...: 02/16/10 13:10 **Date Received..:** 02/17/10
Prep Date.....: 02/23/10 **Analysis Date..:** 03/02/10
Prep Batch #...: 0054027
Dilution Factor: 1 **Initial Wgt/Vol:** 30.03 g **Final Wgt/Vol..:** 2 mL
% Moisture.....: 1.9 **Method.....:** SW846 8270C

PARAMETER	RESULT	REPORTING LIMIT	UNITS	MDL
Acenaphthene	ND	51	ug/kg	3.4
Acenaphthylene	ND	51	ug/kg	3.4
Anthracene	ND	51	ug/kg	3.4
Benzo(a)anthracene	ND	51	ug/kg	3.4
Benzo(b)fluoranthene	**11 J**	**51**	**ug/kg**	**3.4**
Benzo(k)fluoranthene	ND	51	ug/kg	3.4
Benzoic acid	ND	820	ug/kg	340
Benzo(ghi)perylene	ND	51	ug/kg	3.4
Benzo(a)pyrene	ND	51	ug/kg	3.4
Benzyl alcohol	**30 J**	**340**	**ug/kg**	**21**
bis(2-Chloroethoxy) methane	ND	340	ug/kg	22
bis(2-Chloroethyl)-ether	ND	340	ug/kg	2.0
bis(2-Chloroisopropyl) ether	ND	340	ug/kg	9.7
bis(2-Ethylhexyl) phthalate	**37 J**	**340**	**ug/kg**	**19**
4-Bromophenyl phenyl ether	ND	340	ug/kg	13
Butyl benzyl phthalate	ND	340	ug/kg	10
Carbazole	ND	51	ug/kg	28
4-Chloroaniline	ND	340	ug/kg	17
4-Chloro-3-methylphenol	ND	340	ug/kg	21
2-Chloronaphthalene	ND	340	ug/kg	3.4
2-Chlorophenol	ND	340	ug/kg	28
4-Chlorophenyl phenyl ether	ND	340	ug/kg	13
Dibenzo(a,h)anthracene	ND	51	ug/kg	3.4
Dibenzofuran	ND	340	ug/kg	20
Di-n-butyl phthalate	ND	340	ug/kg	15
1,2-Dichlorobenzene	ND	340	ug/kg	9.9
1,3-Dichlorobenzene	ND	340	ug/kg	11
1,4-Dichlorobenzene	ND	340	ug/kg	20
3,3'-Dichlorobenzidine	ND	340	ug/kg	18
2,4-Dichlorophenol	ND	340	ug/kg	20
Diethyl phthalate	ND	340	ug/kg	16
2,4-Dimethylphenol	ND	340	ug/kg	20

(Continued on next page)

Science Applications International Corp

Client Sample ID: B12SS-038M-5040-SO

GC/MS Semivolatiles

Lot-Sample #...: A0B180429-004 **Work Order #...:** LVTQ31A7 **Matrix.....:** SO

PARAMETER	RESULT	REPORTING LIMIT	UNITS	MDL
Dimethyl phthalate	ND	340	ug/kg	17
4,6-Dinitro-2-methylphenol	ND	820	ug/kg	82
2,4-Dinitrophenol	ND	820	ug/kg	82
2,4-Dinitrotoluene	ND	340	ug/kg	28
2,6-Dinitrotoluene	ND	340	ug/kg	21
Di-n-octyl phthalate	ND	340	ug/kg	28
Fluoranthene	**13 J**	**51**	**ug/kg**	**3.4**
Fluorene	ND	51	ug/kg	3.4
Hexachlorobenzene	ND	340	ug/kg	2.1
Hexachlorobutadiene	ND	340	ug/kg	28
Hexachlorocyclopenta-diene	ND	340	ug/kg	28
Hexachloroethane	ND	340	ug/kg	9.2
Indeno(1,2,3-cd)pyrene	ND	51	ug/kg	3.4
Isophorone	ND	340	ug/kg	13
2-Methylnaphthalene	**10 J**	**340**	**ug/kg**	**3.4**
2-Methylphenol	ND	340	ug/kg	82
3-Methylphenol & 4-Methylphenol	ND	340	ug/kg	20
Naphthalene	**14 J**	**51**	**ug/kg**	**3.4**
2-Nitroaniline	ND	820	ug/kg	9.3
3-Nitroaniline	ND	820	ug/kg	16
4-Nitroaniline	ND	820	ug/kg	26
Nitrobenzene	ND	340	ug/kg	2.2
2-Nitrophenol	ND	340	ug/kg	28
4-Nitrophenol	ND	820	ug/kg	82
N-Nitrosodiphenylamine	ND	340	ug/kg	21
N-Nitrosodi-n-propyl-amine	ND	340	ug/kg	28
Pentachlorophenol	ND	340	ug/kg	82
Phenanthrene	**8.1 J**	**51**	**ug/kg**	**3.4**
Phenol	ND	340	ug/kg	28
Pyrene	**8.3 J**	**51**	**ug/kg**	**3.4**
1,2,4-Trichloro-benzene	ND	340	ug/kg	28
2,4,5-Trichloro-phenol	ND	340	ug/kg	25
2,4,6-Trichloro-phenol	ND	340	ug/kg	82
Chrysene	**7.3 J**	**51**	**ug/kg**	**1.1**

(Continued on next page)

Science Applications International Corp

Client Sample ID: B12SS-038M-5040-SO

GC/MS Semivolatiles

Lot-Sample #...: A0B180429-004 **Work Order #...:** LVTQ31A7 **Matrix.....:** SO

SURROGATE	PERCENT RECOVERY	RECOVERY LIMITS
2-Fluorobiphenyl	56	(45 - 105)
2-Fluorophenol	66	(35 - 105)
Phenol-d5	64	(40 - 100)
2,4,6-Tribromophenol	60	(35 - 125)
Nitrobenzene-d5	51	(35 - 100)
Terphenyl-d14	70	(30 - 125)

NOTE(S):

Results and reporting limits have been adjusted for dry weight.

J Estimated: The analyte was positively identified; the quanitation is estimated.

TestAmerica North Canton

Semivolatile REPORT SW-846 Method 8270

Data file : \\cansvr11\dd\chem\MSS\a4hp7.i\00302a.b\LVTQ31A7.D
Lab Smp Id: lvtq31a7 Client Smp ID: B12SS-038M-5040-SO
Inj Date : 02-MAR-2010 13:47
Operator : 001710 Inst ID: a4hp7.i
Smp Info : lvtq31a7,00302a.b,8270C-625,1-827042d.sub
Misc Info :
Comment   :
Method   : \\cansvr11\dd\chem\MSS\a4hp7.i\00302a.b\8270C-625.m
Meth Date : 04-Mar-2010 10:09 gruberj Quant Type: ISTD
Cal Date : 01-MAR-2010 20:53 Cal File: 7AL0301.D
Als bottle: 15
Dil Factor: 1.00000
Integrator: HP RTE Compound Sublist: 1-827042d.sub
Target Version: 4.14
Processing Host: CANPMSSV01

Concentration Formula: Amt * DF * Uf * Vt/(Vi * Ws *) * CpndVariable

Name	Value	Description
DF	1.000	Dilution Factor
Uf	1.000	ng unit correction factor
Vt	2000.000	Volume of final extract (uL)(1000 low, 2
Vi	0.50000	Volume injected (uL)
Ws	30.030	Weight of sample extracted (g)
Cpnd Variable		Local Compound Variable

Compounds	QUANT SIG MASS	RT	EXP RT	REL RT	RESPONSE	CONCENTRATIONS ON-COLUMN (NG)	FINAL (ug/kg)	
* 1 1,4-Dichlorobenzene-d4	152	3.480	3.470	(1.000)	250160	2.00000		(Q)
* 2 Naphthalene-d8	136	4.363	4.358	(1.000)	1138294	2.00000		
* 3 Acenaphthene-d10	164	5.630	5.625	(1.000)	675823	2.00000		
* 4 Phenanthrene-d10	188	6.711	6.711	(1.000)	1109840	2.00000		
* 5 Chrysene-d12	240	8.663	8.663	(1.000)	1439695	2.00000		
* 6 Perylene-d12	264	10.038	10.027	(1.000)	1359965	2.00000		
9 Pyridine	79	Compound Not Detected.						
10 N-Nitrosodimethylamine	74	Compound Not Detected.						
11 Ethyl methacrylate	69	Compound Not Detected.						
12 3-Chloropropionitrile	54	Compound Not Detected.						
13 Malononitrile	66	Compound Not Detected.						
209 Benzaldehyde	77	Compound Not Detected.						
21 Aniline	93	Compound Not Detected.						
22 Phenol	94	Compound Not Detected.						
23 bis(2-Chloroethyl)ether	93	Compound Not Detected.						
24 2-Chlorophenol	128	Compound Not Detected.						
26 1,3-Dichlorobenzene	146	Compound Not Detected.						
27 1,4-Dichlorobenzene	146	Compound Not Detected.						

28	1,2-Dichlorobenzene	146	Compound Not Detected.				
29	Benzyl Alcohol	108	3.561	3.539 (1.023)	23150	0.21959	29.250
30	2-Methylphenol	108	Compound Not Detected.				

	Compounds	QUANT SIG MASS	RT	EXP RT	REL RT	RESPONSE	CONCENTRATIONS ON-COLUMN (NG)	FINAL (ug/kg)
31	bis(2-Chloroisopropyl)ether	45	Compound Not Detected.					
37	Acetophenone	105	Compound Not Detected.					
32	N-Nitroso-di-n-propylamine	70	Compound Not Detected.					
192	4-Methylphenol	108	Compound Not Detected.					
34	Hexachloroethane	117	Compound Not Detected.					
35	Nitrobenzene	77	Compound Not Detected.					
41	Isophorone	82	Compound Not Detected.					
42	2-Nitrophenol	139	Compound Not Detected.					
43	2,4-Dimethylphenol	107	Compound Not Detected.					
44	bis(2-Chloroethoxy)methane	93	Compound Not Detected.					
46	2,4-Toluenediamene	121	Compound Not Detected.					
47	1,3,5-Trichlorobenzene	180	Compound Not Detected.					
48	2,4-Dichlorophenol	162	Compound Not Detected.					
49	Benzoic Acid	122	4.127	4.160	(0.946)	67766	1.58775	211.49
50	1,2,4-Trichlorobenzene	180	Compound Not Detected.					
51	Naphthalene	128	4.379	4.374	(1.004)	51468	0.10168	13.544
52	4-Chloroaniline	127	Compound Not Detected.					
56	Hexachlorobutadiene	225	Compound Not Detected.					
210	Caprolactam	113	Compound Not Detected.					
57	1,2,3-Trichlorobenzene	180	Compound Not Detected.					
59	4-Chloro-3-Methylphenol	107	Compound Not Detected.					
62	2-Methylnaphthalene	142	4.871	4.866	(1.116)	20422	0.07462	9.9388
63	1-Methylnaphthalene	142	Compound Not Detected.					
64	Hexachlorocyclopentadiene	237	Compound Not Detected.					
66	2,4,6-Trichlorophenol	196	Compound Not Detected.					
67	2,4,5-Trichlorophenol	196	Compound Not Detected.					
211	1,1'-Biphenyl	154	Compound Not Detected.					
68	1,2,3,5-Tetrachlorobenzene	216	Compound Not Detected.					
70	2-Chloronaphthalene	162	Compound Not Detected.					
73	2-Nitroaniline	65	Compound Not Detected.					
74	1,2,3,4-Tetrachlorobenzene	216	Compound Not Detected.					
76	Dimethylphthalate	163	Compound Not Detected.					
78	2,6-Dinitrotoluene	165	Compound Not Detected.					
79	Acenaphthylene	152	Compound Not Detected.					
80	1,2-Dinitrobenzene	168	Compound Not Detected.					
81	3-Nitroaniline	138	Compound Not Detected.					
82	Acenaphthene	153	Compound Not Detected.					
83	2,4-Dinitrophenol	184	Compound Not Detected.					
85	4-Nitrophenol	109	Compound Not Detected.					
86	Dibenzofuran	168	Compound Not Detected.					
87	2,4-Dinitrotoluene	165	Compound Not Detected.					
91	2,3,5,6-Tetrachlorophenol	232	Compound Not Detected.					
93	Diethylphthalate	149	Compound Not Detected.					
94	Fluorene	166	Compound Not Detected.					
95	4-Chlorophenyl-phenylether	204	Compound Not Detected.					
96	4-Nitroaniline	138	Compound Not Detected.					
98	4,6-Dinitro-2-methylphenol	198	Compound Not Detected.					
99	N-Nitrosodiphenylamine	169	Compound Not Detected.					
100	1,2-Diphenylhydrazine	77	Compound Not Detected.					
106	4-Bromophenyl-phenylether	248	Compound Not Detected.					
107	Hexachlorobenzene	284	Compound Not Detected.					
212	Atrazine	200	Compound Not Detected.					

111 Pentachlorophenol	266	Compound Not Detected.					
115 Phenanthrene	178	6.732	6.727 (1.003)		35825	0.05975	7.9587
116 Anthracene	178	Compound Not Detected.					

	Compounds	QUANT SIG MASS	RT	EXP RT	REL RT	RESPONSE	CONCENTRATIONS ON-COLUMN (NG)	FINAL (ug/kg)
119	Carbazole	167	Compound Not Detected.					
120	Di-n-Butylphthalate	149	Compound Not Detected.					
123	Fluoranthene	202	7.599	7.599	(1.132)	58295	0.09599	12.785
124	Benzidine	184	Compound Not Detected.					
125	Pyrene	202	7.770	7.770	(0.897)	43108	0.06082	8.1010
131	Butylbenzylphthalate	149	Compound Not Detected.					
133	3,3'-Dimethoxybenzidine	244	Compound Not Detected.					
135	3,3'-Dichlorobenzidine	252	Compound Not Detected.					
136	Benzo(a)Anthracene	228	Compound Not Detected.					
137	Chrysene	228	8.685	8.685	(1.002)	35497	0.05373	7.1563
138	4,4'-Methylene bis(o-chloroan	231	Compound Not Detected.					
139	bis(2-ethylhexyl)Phthalate	149	8.588	8.588	(0.991)	134222	0.27100	36.097
140	Di-n-octylphthalate	149	Compound Not Detected.					
141	Benzo(b)fluoranthene	252	9.615	9.610	(0.958)	54390	0.07938	10.574(QM)
142	Benzo(k)fluoranthene	252	Compound Not Detected.					
146	Benzo(a)pyrene	252	Compound Not Detected.					
149	Indeno(1,2,3-cd)pyrene	276	Compound Not Detected.					
150	Dibenz(a,h)anthracene	278	Compound Not Detected.					
151	Benzo(g,h,i)perylene	276	Compound Not Detected.					
198	1,4-Dioxane	88	Compound Not Detected.					
$ 154	Nitrobenzene-d5	82	3.855	3.844	(0.884)	511920	2.54321	338.76
$ 155	2-Fluorobiphenyl	172	5.122	5.117	(0.910)	1069624	2.79086	371.74
$ 156	Terphenyl-d14	244	7.850	7.845	(0.906)	1554198	3.48056	463.61
$ 157	Phenol-d5	99	3.234	3.181	(0.929)	894484	4.77938	636.61(H)
$ 158	2-Fluorophenol	112	2.721	2.603	(0.782)	707021	4.94389	658.53
$ 159	2,4,6-Tribromophenol	330	6.203	6.198	(1.102)	212977	4.50380	599.91
$ 186	2-Chlorophenol-d4	132	3.347	3.315	(0.962)	739912	5.03401	670.53
$ 187	1,2-Dichlorobenzene-d4	152	3.593	3.582	(1.032)	257876	2.56386	341.51
M 195	Cresols, total	100	Compound Not Detected.					
101	Diphenylamine	169	Compound Not Detected.					

QC Flag Legend

Q - Qualifier signal failed the ratio test.
M - Compound response manually integrated.
H - Operator selected an alternate compound hit.

TestAmerica North Canton

INTERNAL STANDARD COMPOUNDS
AREA AND RT SUMMARY

Instrument ID: a4hp7.i
Lab File ID: LVTQ31A7.D
Lab Smp Id: lvtq31a7
Analysis Type: SV
Quant Type: ISTD
Operator: 001710
Method File: \\cansvr11\dd\chem\MSS\a4hp7.i\00302a.b\8270C-625.m
Misc Info:

Calibration Date: 02-MAR-2010
Calibration Time: 09:36
Client Smp ID: B12SS-038M-5040-SO
Level: LOW
Sample Type: SOIL

		AREA LIMIT			
COMPOUND	STANDARD	LOWER	UPPER	SAMPLE	%DIFF
1 1,4-Dichlorobenze	314430	157215	628860	250160	-20.44
2 Naphthalene-d8	1302947	651474	2605894	1138294	-12.64
3 Acenaphthene-d10	667302	333651	1334604	675823	1.28
4 Phenanthrene-d10	1052286	526143	2104572	1109840	5.47
5 Chrysene-d12	1252372	626186	2504744	1439695	14.96
6 Perylene-d12	1122003	561002	2244006	1359965	21.21

		RT LIMIT			
COMPOUND	STANDARD	LOWER	UPPER	SAMPLE	%DIFF
1 1,4-Dichlorobenze	3.47	2.97	3.97	3.48	0.30
2 Naphthalene-d8	4.36	3.86	4.86	4.36	0.12
3 Acenaphthene-d10	5.63	5.13	6.13	5.63	0.09
4 Phenanthrene-d10	6.71	6.21	7.21	6.71	-0.00
5 Chrysene-d12	8.66	8.16	9.16	8.66	-0.00
6 Perylene-d12	10.03	9.53	10.53	10.04	0.11

AREA UPPER LIMIT = +100% of internal standard area.
AREA LOWER LIMIT = - 50% of internal standard area.
RT UPPER LIMIT = + 0.50 minutes of internal standard RT.
RT LOWER LIMIT = - 0.50 minutes of internal standard RT.


Y (x10^7)
0.2 0.4 0.6 0.8 1.0 1.2 1.4 1.6 1.8 2.0 2.2 2.4 2.6 2.8 3.0 3.2 3.4 3.6 3.8 4.0 4.2 4.4 4.6 4.8 5.0 5.2 5.4 5.6
2
3
4
5
6
7
8
9
10
11
12
13
Min
-2-Fluorophenol
-Phenol-d5
-2-Chlorophenol-d4
-1,4-Dichlorobenzene-d4
-Benzyl Alcohol+
-Nitrobenzene-d5
-Benzoic Acid
-Naphthalene-d8+
-2-Methylnaphthalene
-2-Fluorobiphenyl
-Acenaphthene-d10
-2,4,6-Tribromophenol
-Phenanthrene-d10+
-Fluoranthene+
-Terphenyl-d14
-bis(2-ethylhexyl)Phthalat
-Chrysene-d12+
-Benzo(b)fluoranthene
-Perylene-d12
\\cansvr11\dd\chem\HSS\a4hp7.i\00302a.b\LVTQ3A07.D

29 Benzyl Alcohol

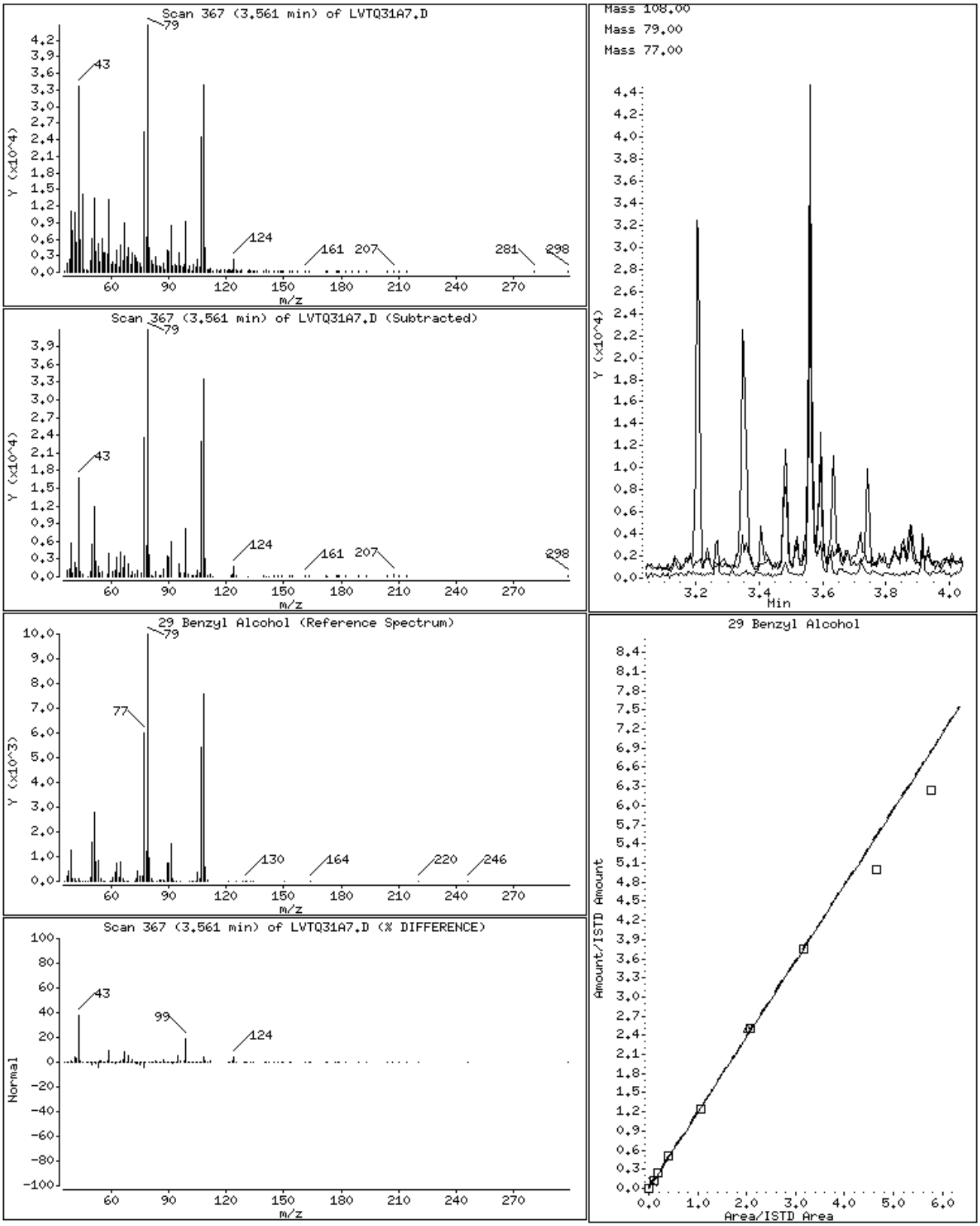

49 Benzoic Acid

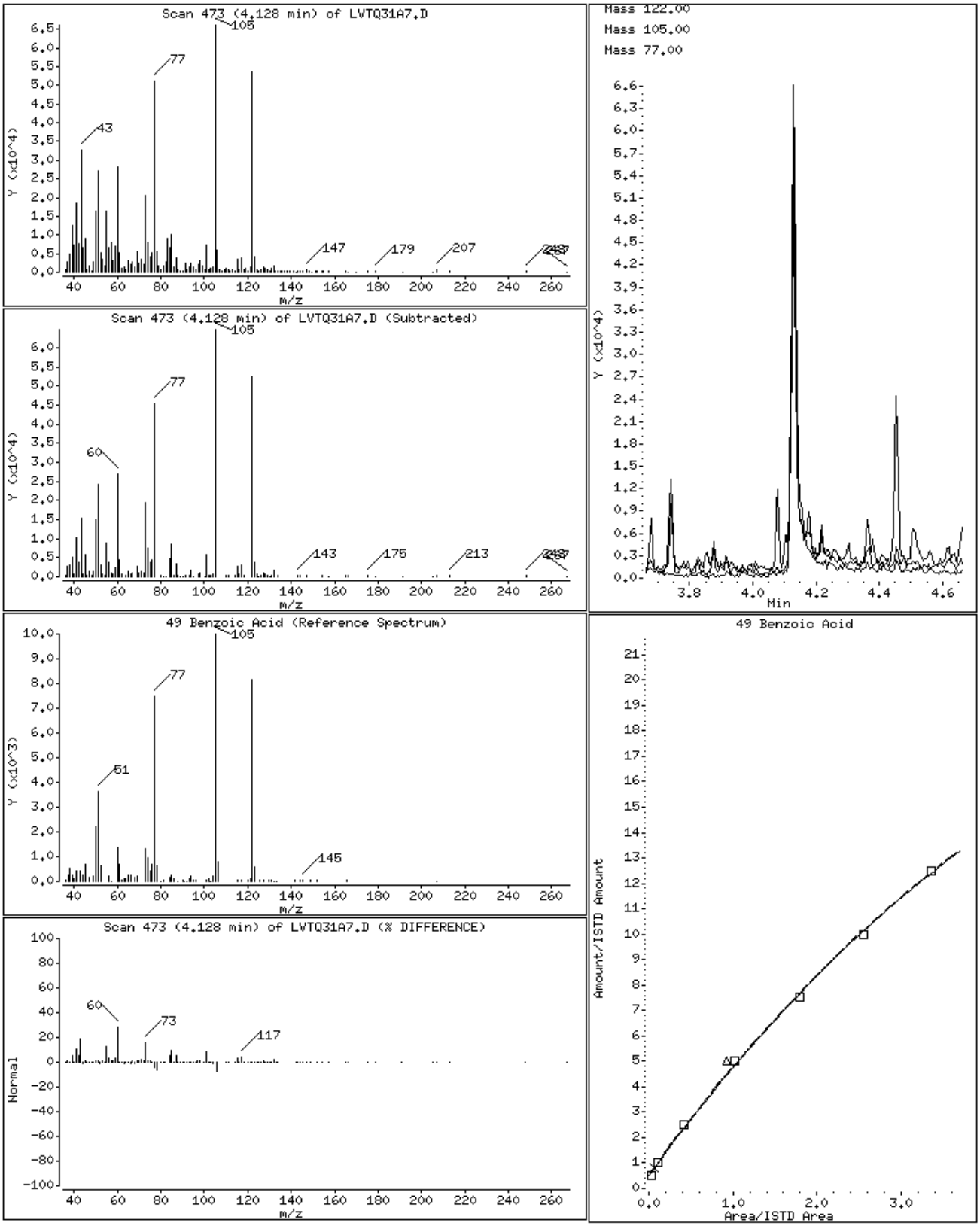

51 Naphthalene

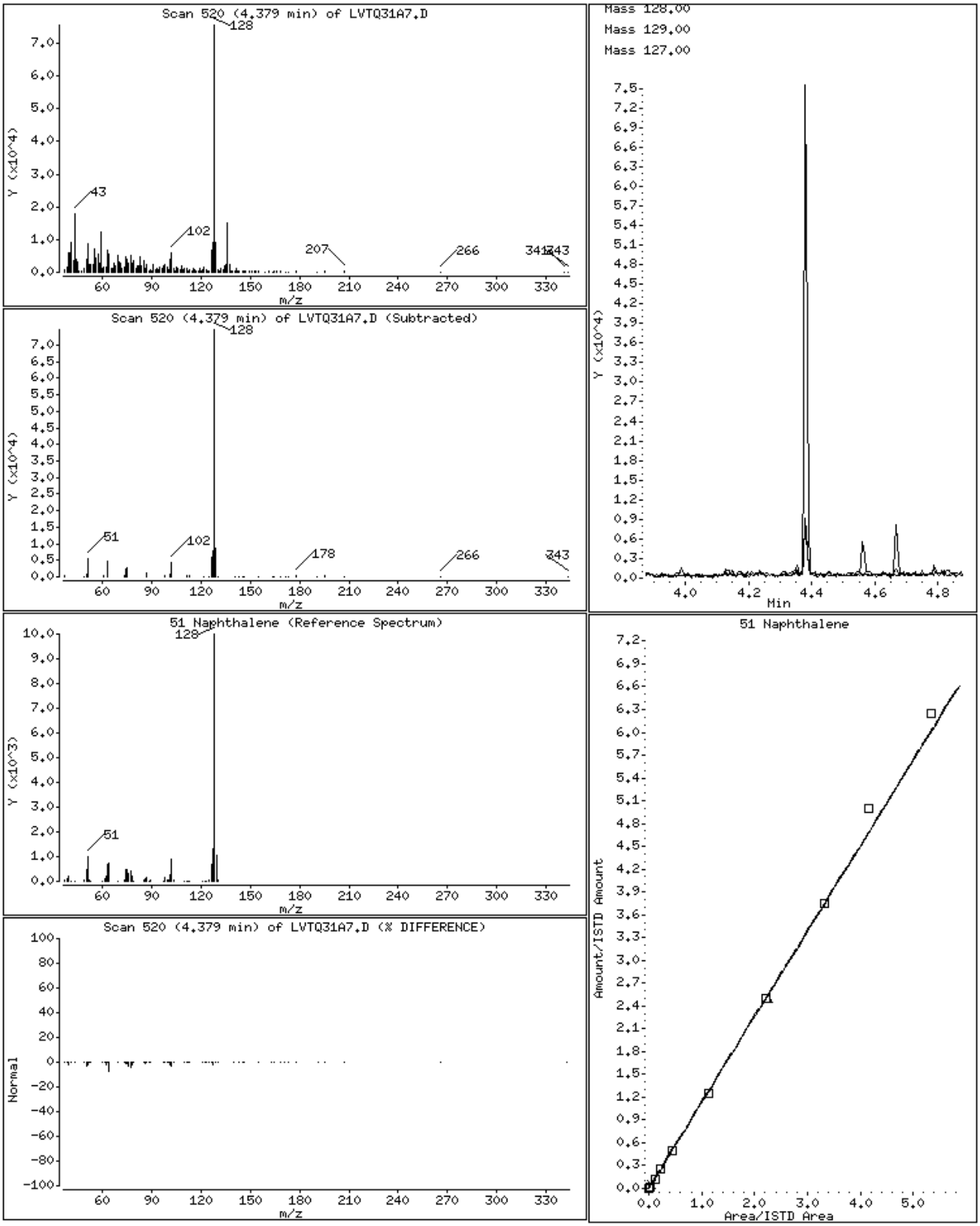

62 2-Methylnaphthalene

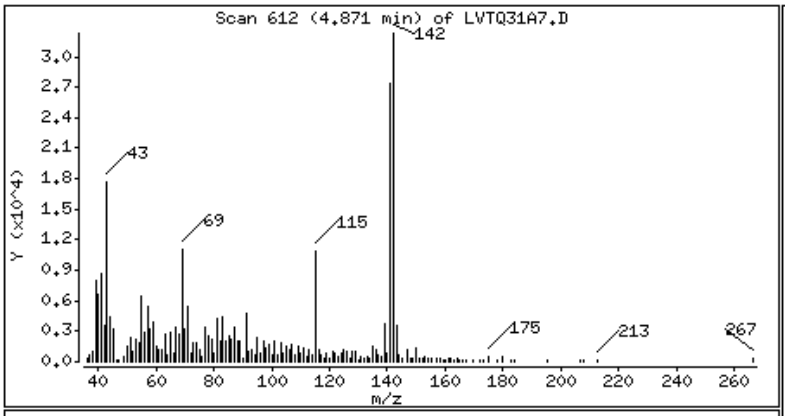

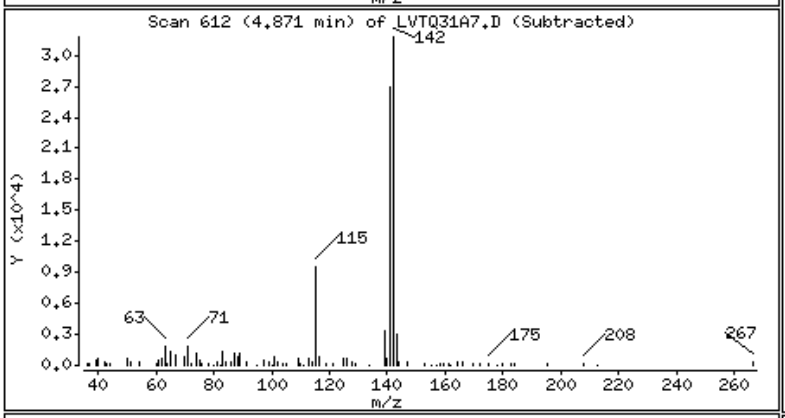

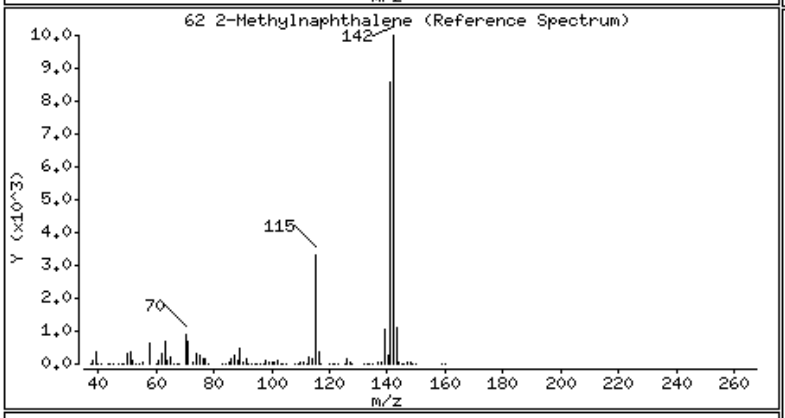

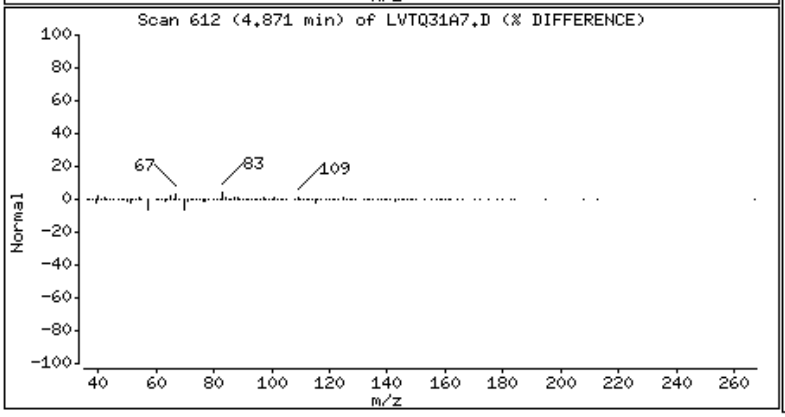

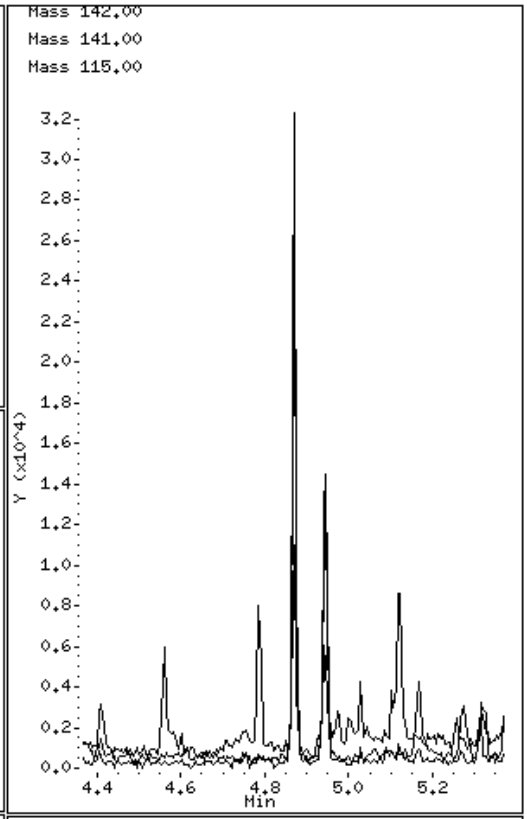

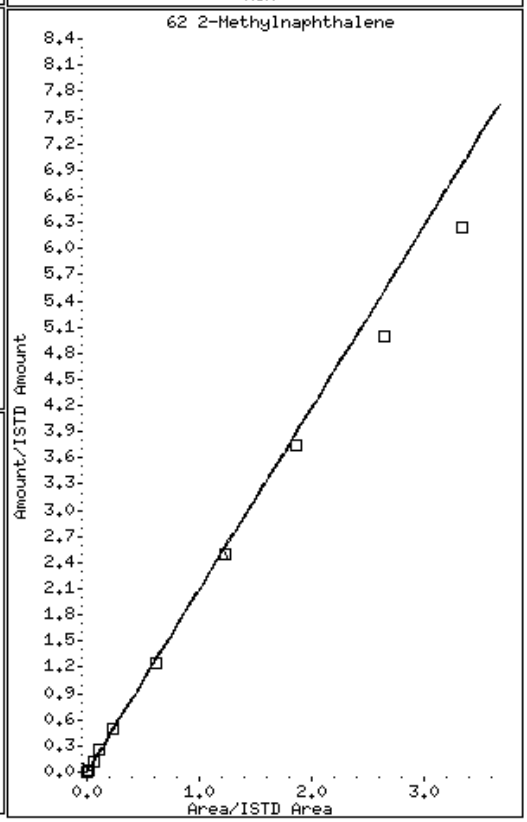

115 Phenanthrene

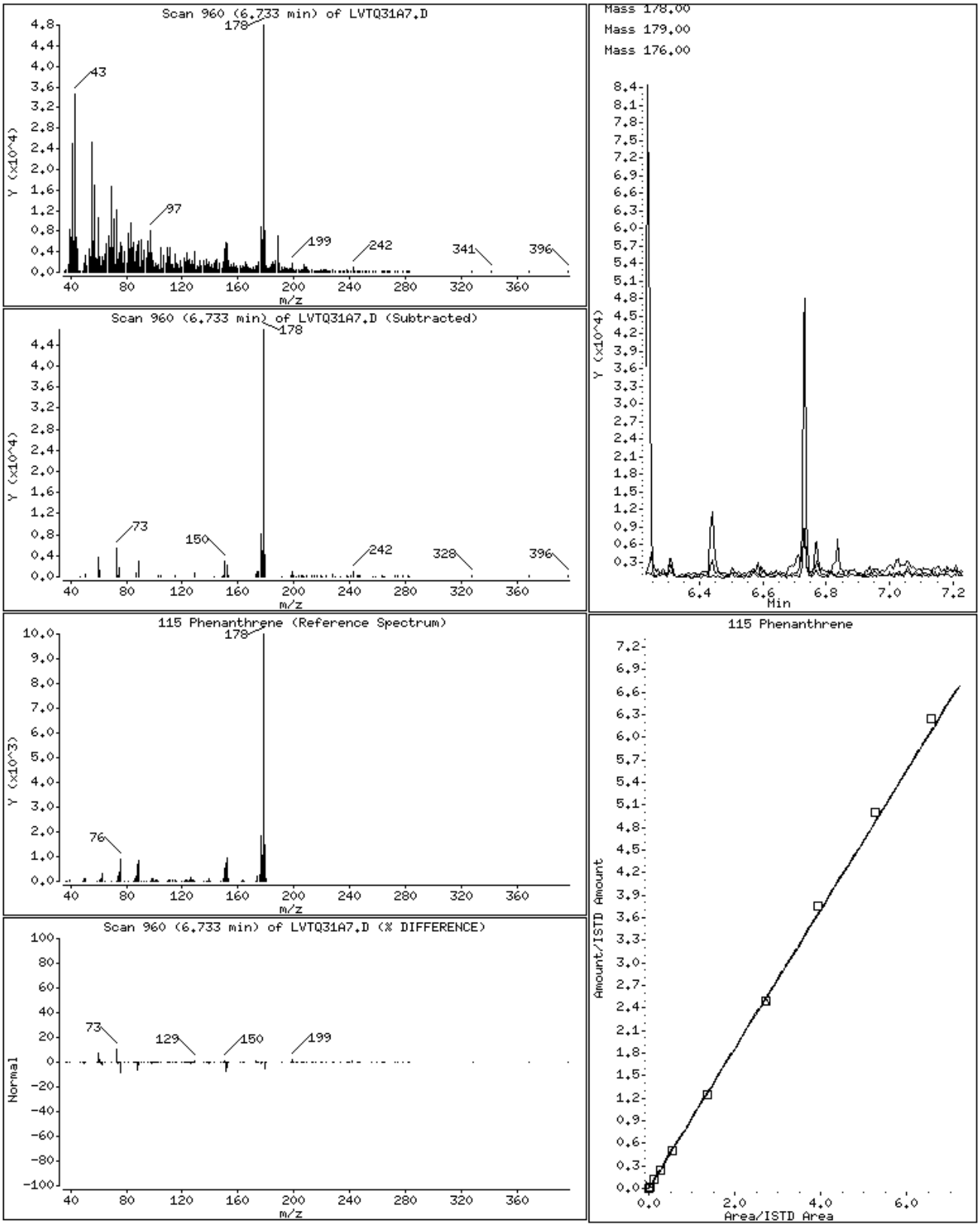

123 Fluoranthene

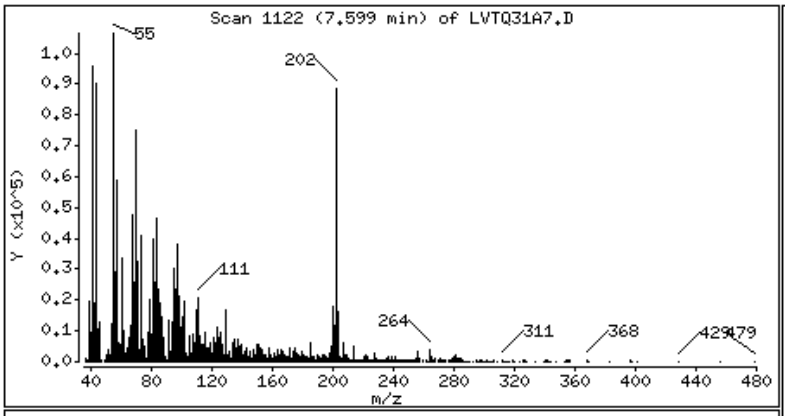

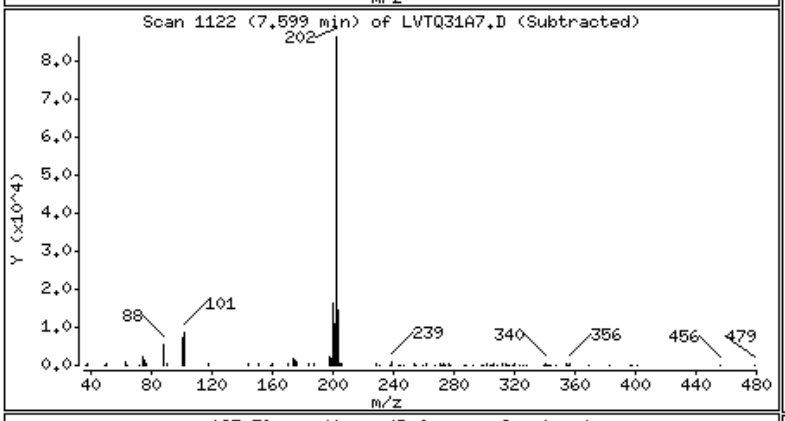

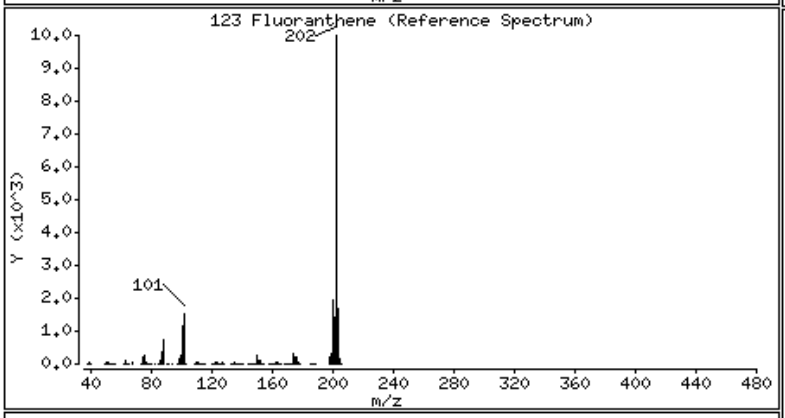

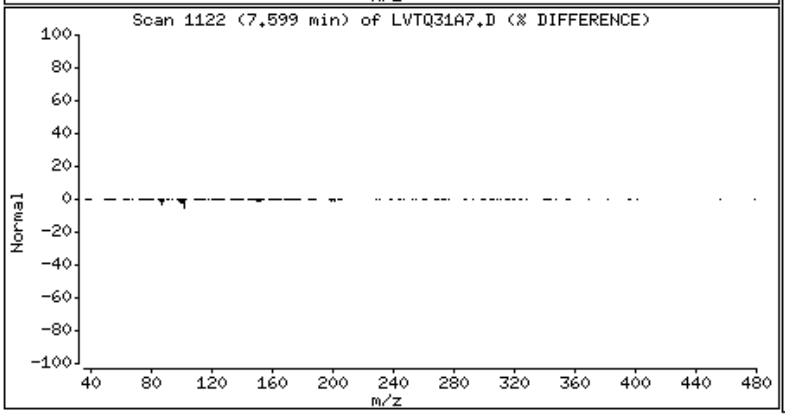

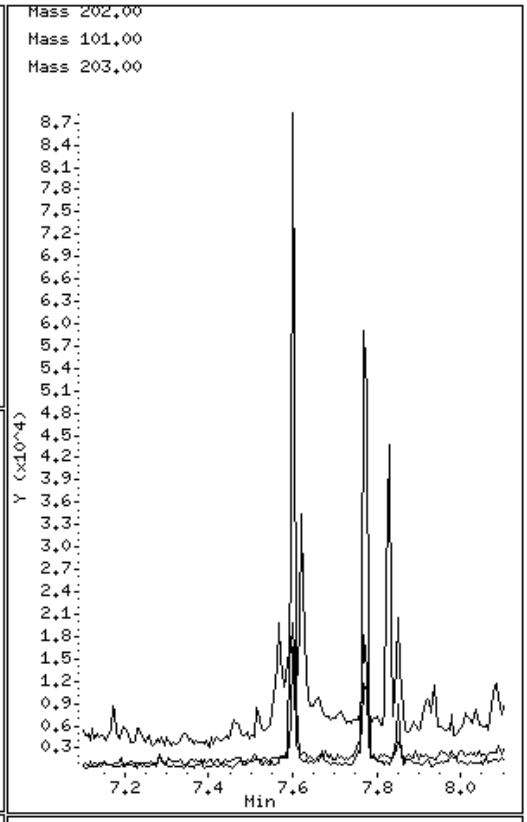

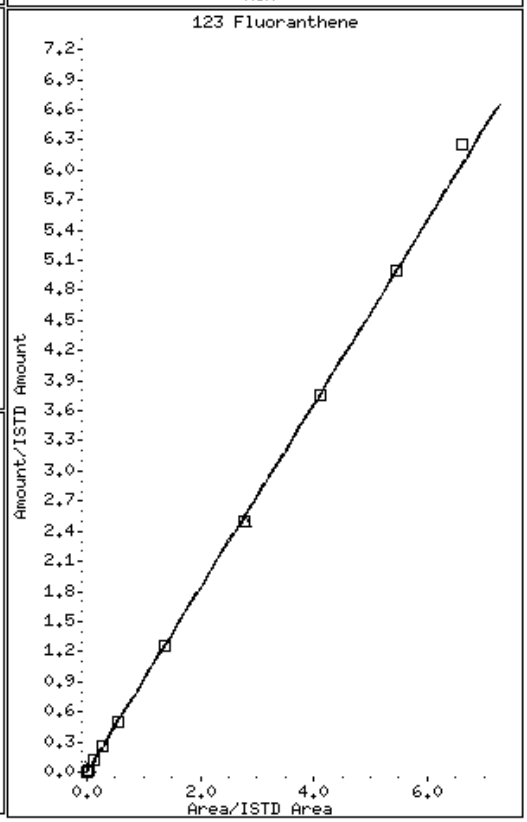

125 Pyrene

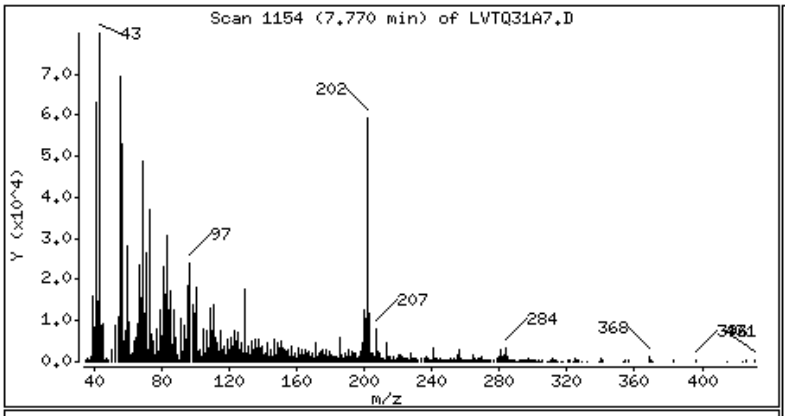
Scan 1154 (7.770 min) of LVTQ31A7.D
Y (x10^4)
m/z
43
202
97
207
284
368

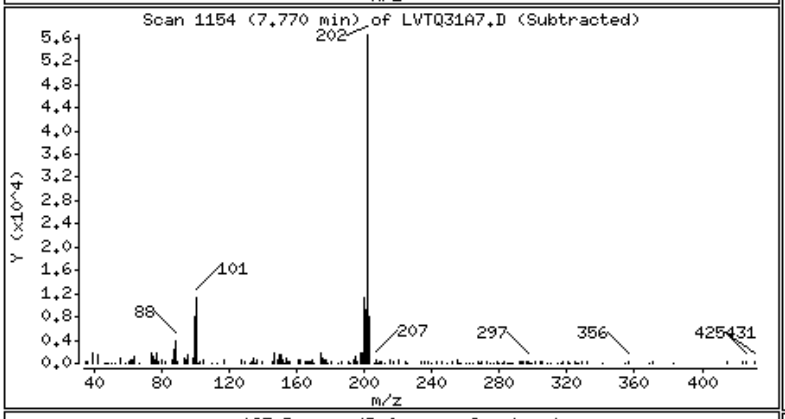
Scan 1154 (7.770 min) of LVTQ31A7.D (Subtracted)
Y (x10^4)
m/z
202
101
88
207
297
356

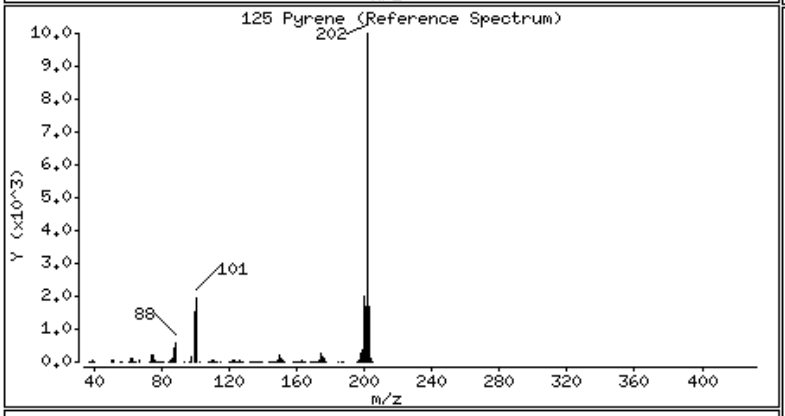
125 Pyrene (Reference Spectrum)
Y (x10^3)
m/z
202
101
88

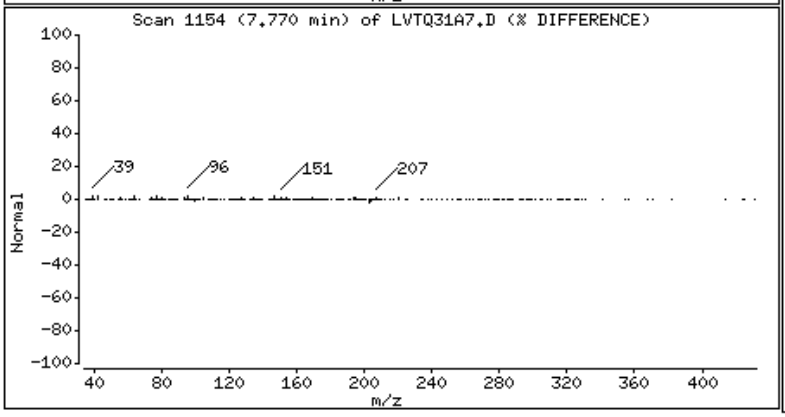
Scan 1154 (7.770 min) of LVTQ31A7.D (% DIFFERENCE)
Normal
m/z
39
96
151
207

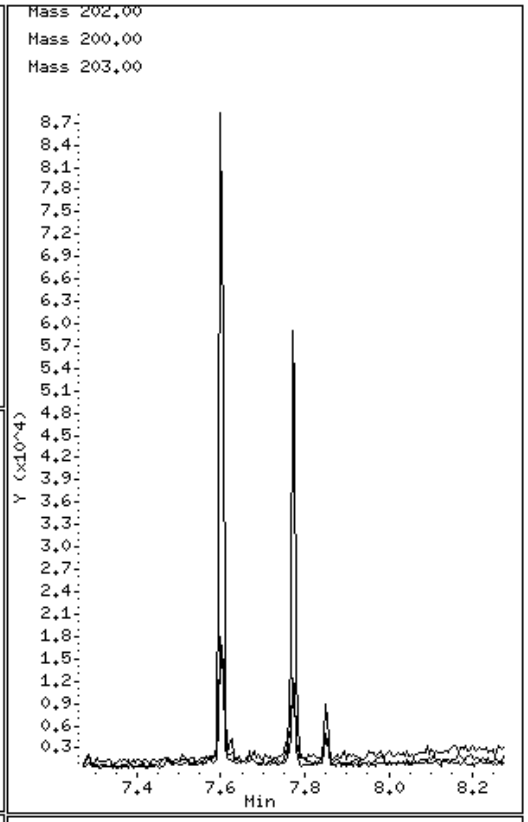
Mass 202.00
Mass 200.00
Mass 203.00
Y (x10^4)
Min

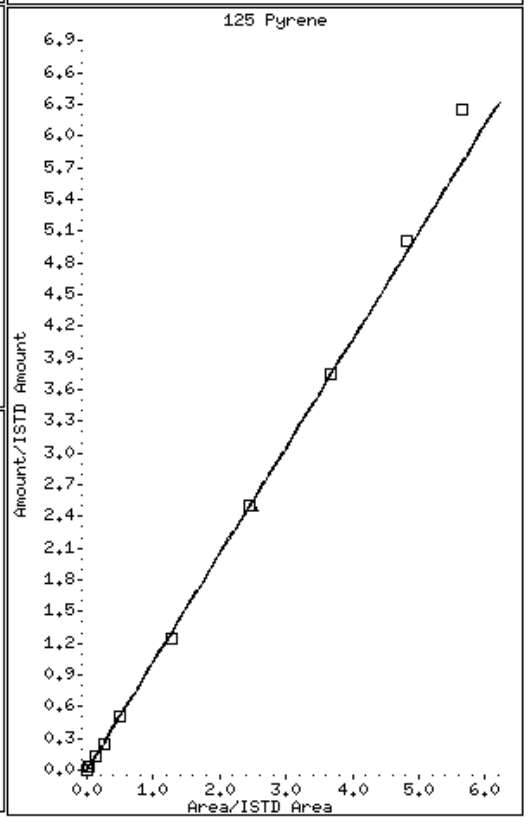
125 Pyrene
Amount/ISTD Amount
Area/ISTD Area

137 Chrysene

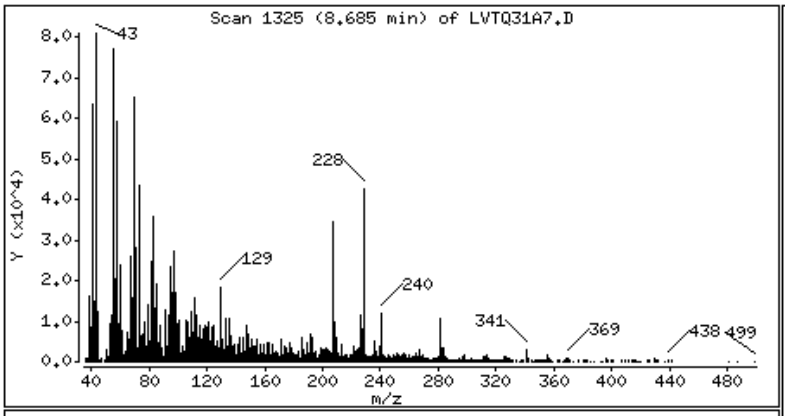

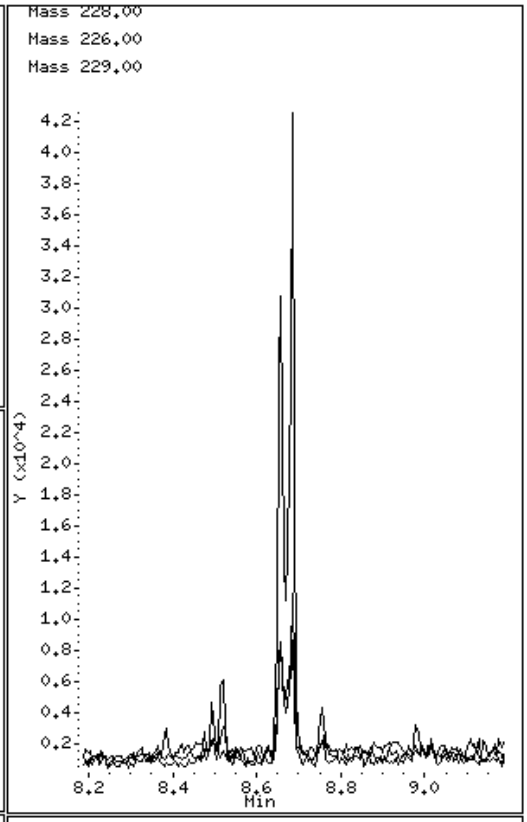

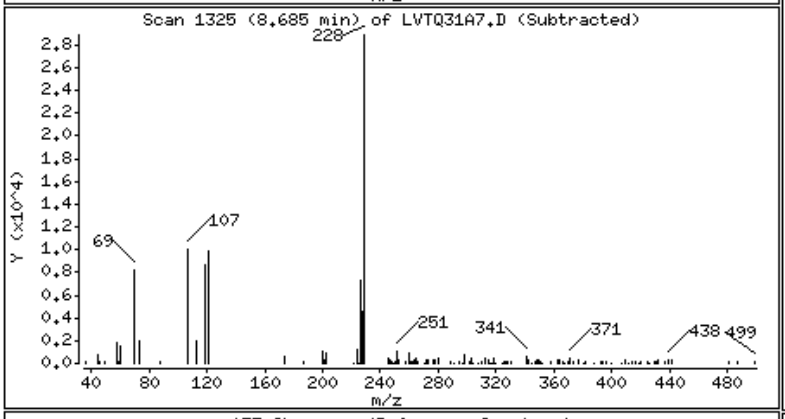

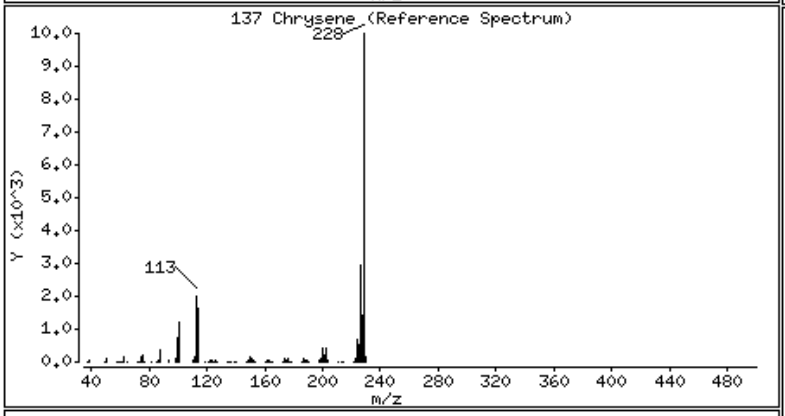

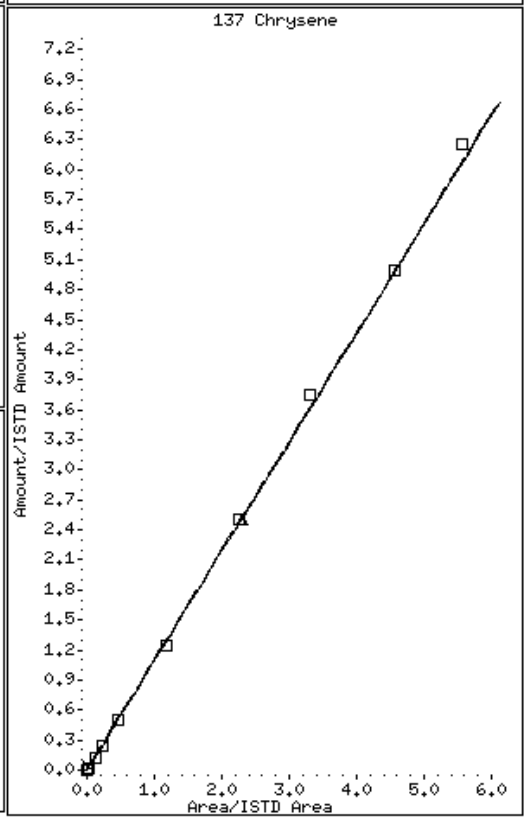

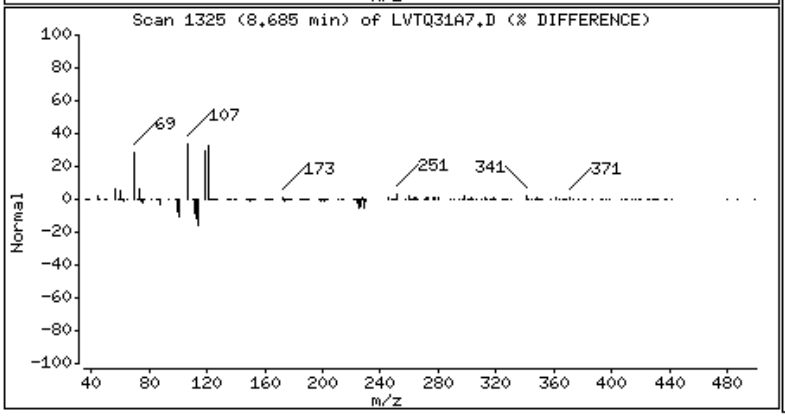

139 bis(2-ethylhexyl)Phthalate

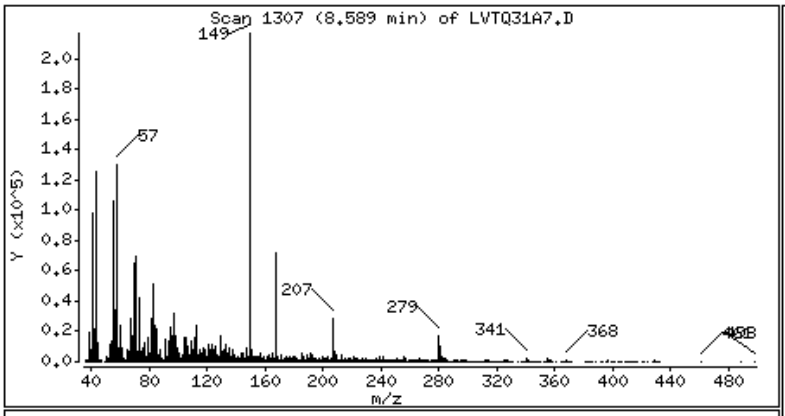

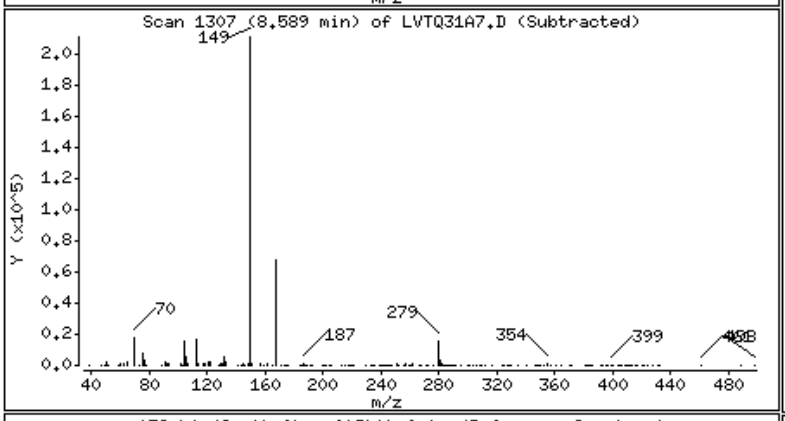

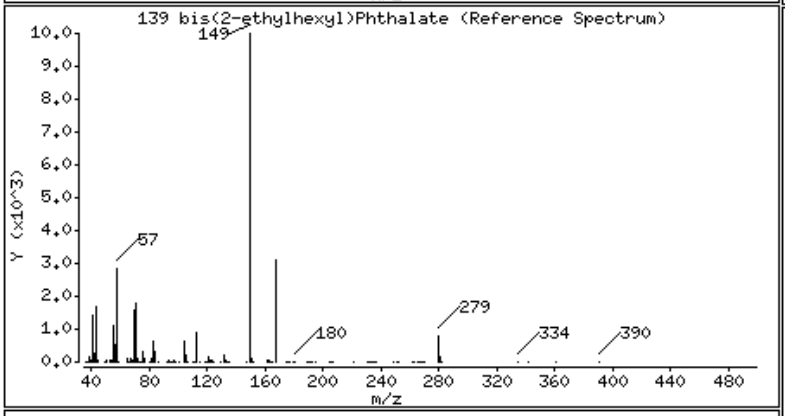

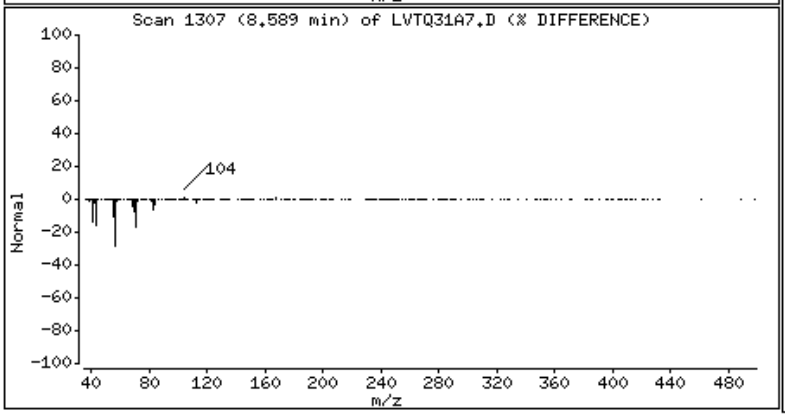

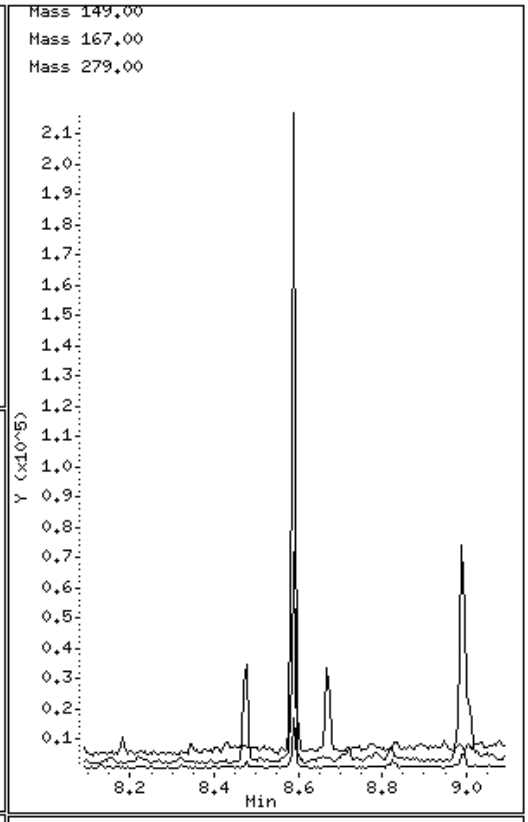

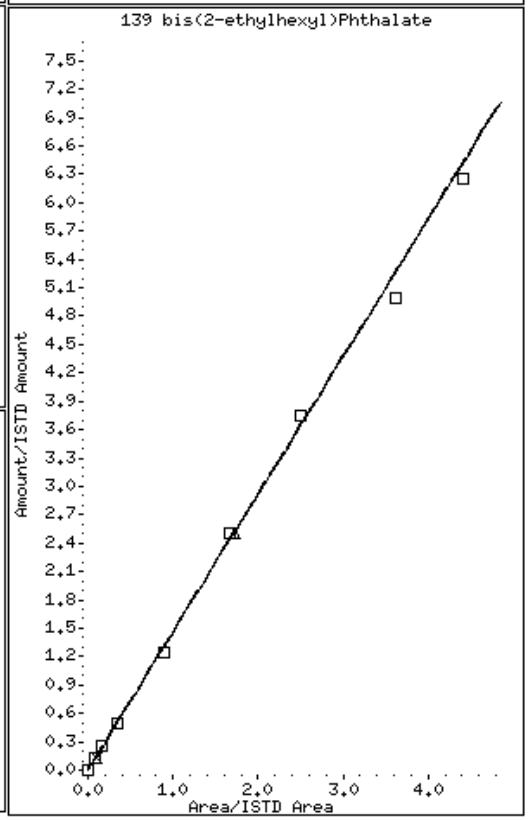

141 Benzo(b)fluoranthene

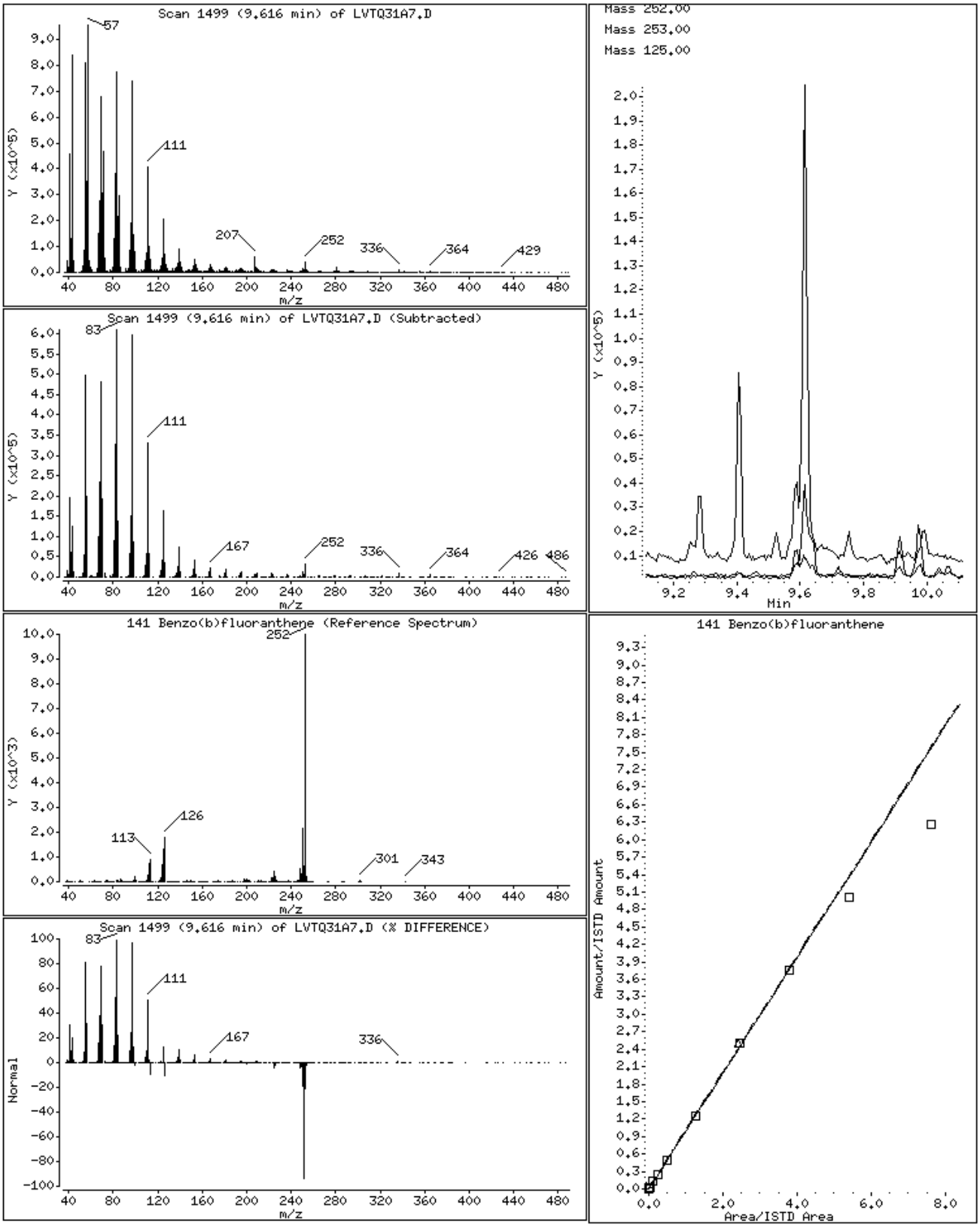

Data File Name: LVTQ31A7.D
Inj. Date and Time: 02-MAR-2010 13:47
Instrument ID: a4hp7.i
Client ID: B12SS-038M-5040-SO
Compound Name: Benzo(b)fluoranthene
CAS #: 205-99-2
Report Date: 03/04/2010

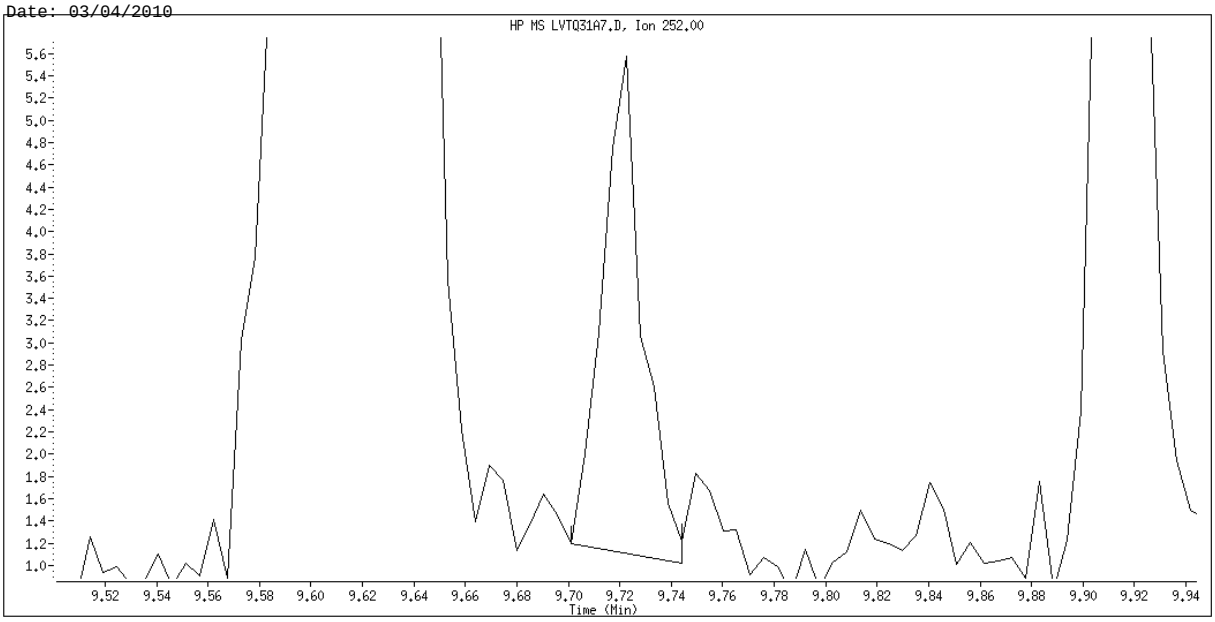

Original Integration

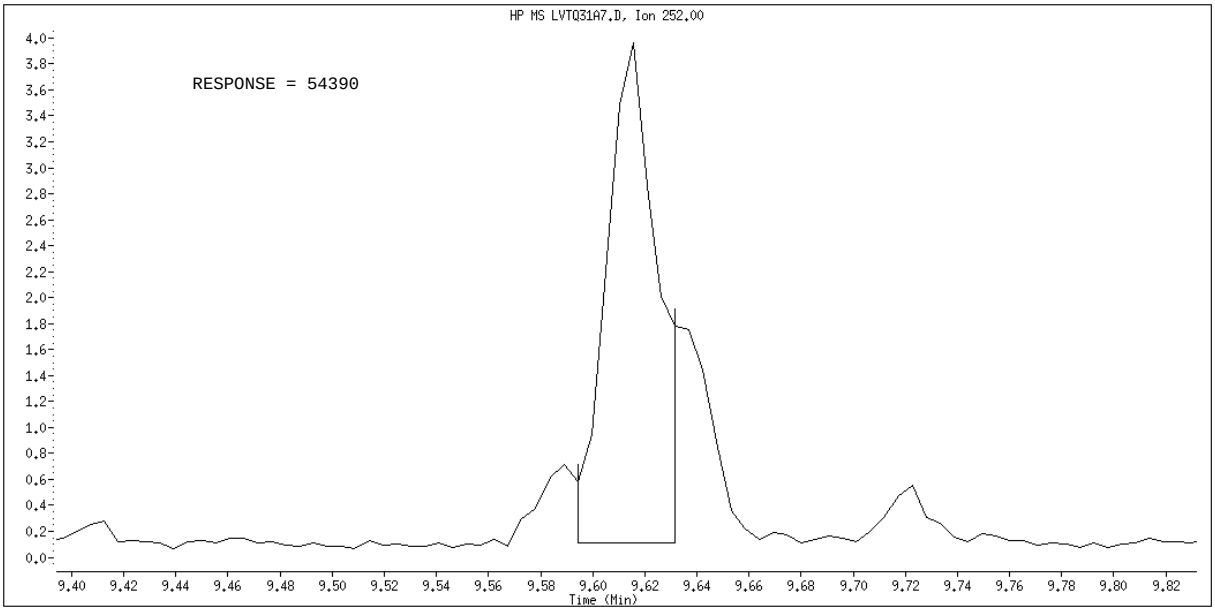

Manual Integration

Manually Integrated By: GruberJ
Manual Integration Reason: Poor Chromatography

Science Applications International Corp

Client Sample ID: ATASS-015M-5036-SO

GC/MS Semivolatiles

Lot-Sample #...: A0B180429-012 **Work Order #...:** LVTT01AC **Matrix.....:** SO
Date Sampled...: 02/17/10 12:00 **Date Received..:** 02/17/10
Prep Date.....: 02/23/10 **Analysis Date..:** 03/02/10
Prep Batch #...: 0054027
Dilution Factor: 1 **Initial Wgt/Vol:** 30.14 g **Final Wgt/Vol..:** 2 mL
% Moisture.....: 1.9 **Method.....:** SW846 8270C

PARAMETER	RESULT	REPORTING LIMIT	UNITS	MDL
Acenaphthene	ND	51	ug/kg	3.4
Acenaphthylene	ND	51	ug/kg	3.4
Anthracene	ND	51	ug/kg	3.4
Benzo(a)anthracene	ND	51	ug/kg	3.4
Benzo(b)fluoranthene	ND	51	ug/kg	3.4
Benzo(k)fluoranthene	ND	51	ug/kg	3.4
Benzoic acid	ND	820	ug/kg	340
Benzo(ghi)perylene	ND	51	ug/kg	3.4
Benzo(a)pyrene	ND	51	ug/kg	3.4
Benzyl alcohol	ND	340	ug/kg	21
bis(2-Chloroethoxy) methane	ND	340	ug/kg	22
bis(2-Chloroethyl)-ether	ND	340	ug/kg	2.0
bis(2-Chloroisopropyl) ether	ND	340	ug/kg	9.7
bis(2-Ethylhexyl) phthalate	**69 J**	**340**	**ug/kg**	**19**
4-Bromophenyl phenyl ether	ND	340	ug/kg	13
Butyl benzyl phthalate	ND	340	ug/kg	10
Carbazole	ND	51	ug/kg	28
4-Chloroaniline	ND	340	ug/kg	17
4-Chloro-3-methylphenol	ND	340	ug/kg	21
2-Chloronaphthalene	ND	340	ug/kg	3.4
2-Chlorophenol	ND	340	ug/kg	28
4-Chlorophenyl phenyl ether	ND	340	ug/kg	13
Dibenzo(a,h)anthracene	ND	51	ug/kg	3.4
Dibenzofuran	ND	340	ug/kg	20
Di-n-butyl phthalate	ND	340	ug/kg	15
1,2-Dichlorobenzene	ND	340	ug/kg	9.9
1,3-Dichlorobenzene	ND	340	ug/kg	11
1,4-Dichlorobenzene	ND	340	ug/kg	20
3,3'-Dichlorobenzidine	ND	340	ug/kg	18
2,4-Dichlorophenol	ND	340	ug/kg	20
Diethyl phthalate	ND	340	ug/kg	16
2,4-Dimethylphenol	ND	340	ug/kg	20

(Continued on next page)

Science Applications International Corp

Client Sample ID: ATASS-015M-5036-SO

GC/MS Semivolatiles

Lot-Sample #...: A0B180429-012 **Work Order #...:** LVTT01AC **Matrix.....:** SO

PARAMETER	RESULT	REPORTING LIMIT	UNITS	MDL
Dimethyl phthalate	ND	340	ug/kg	17
4,6-Dinitro-2-methylphenol	ND	820	ug/kg	82
2,4-Dinitrophenol	ND	820	ug/kg	82
2,4-Dinitrotoluene	ND	340	ug/kg	28
2,6-Dinitrotoluene	ND	340	ug/kg	21
Di-n-octyl phthalate	ND	340	ug/kg	28
Fluoranthene	ND	51	ug/kg	3.4
Fluorene	ND	51	ug/kg	3.4
Hexachlorobenzene	ND	340	ug/kg	2.1
Hexachlorobutadiene	ND	340	ug/kg	28
Hexachlorocyclopenta-diene	ND	340	ug/kg	28
Hexachloroethane	ND	340	ug/kg	9.2
Indeno(1,2,3-cd)pyrene	ND	51	ug/kg	3.4
Isophorone	ND	340	ug/kg	13
2-Methylnaphthalene	**9.2 J**	**340**	**ug/kg**	**3.4**
2-Methylphenol	ND	340	ug/kg	82
3-Methylphenol & 4-Methylphenol	ND	340	ug/kg	20
Naphthalene	**12 J**	**51**	**ug/kg**	**3.4**
2-Nitroaniline	ND	820	ug/kg	9.3
3-Nitroaniline	ND	820	ug/kg	16
4-Nitroaniline	ND	820	ug/kg	27
Nitrobenzene	ND	340	ug/kg	2.2
2-Nitrophenol	ND	340	ug/kg	28
4-Nitrophenol	ND	820	ug/kg	82
N-Nitrosodiphenylamine	ND	340	ug/kg	21
N-Nitrosodi-n-propyl-amine	ND	340	ug/kg	28
Pentachlorophenol	ND	340	ug/kg	82
Phenanthrene	ND	51	ug/kg	3.4
Phenol	ND	340	ug/kg	28
Pyrene	ND	51	ug/kg	3.4
1,2,4-Trichloro-benzene	ND	340	ug/kg	28
2,4,5-Trichloro-phenol	ND	340	ug/kg	25
2,4,6-Trichloro-phenol	ND	340	ug/kg	82
Chrysene	ND	51	ug/kg	1.1

(Continued on next page)

Science Applications International Corp

Client Sample ID: ATASS-015M-5036-SO

GC/MS Semivolatiles

Lot-Sample #...: A0B180429-012 **Work Order #...:** LVTT01AC **Matrix.....:** SO

SURROGATE	PERCENT RECOVERY	RECOVERY LIMITS
2-Fluorobiphenyl	61	(45 - 105)
2-Fluorophenol	71	(35 - 105)
Phenol-d5	64	(40 - 100)
2,4,6-Tribromophenol	65	(35 - 125)
Nitrobenzene-d5	54	(35 - 100)
Terphenyl-d14	74	(30 - 125)

NOTE(S):

Results and reporting limits have been adjusted for dry weight.

J Estimated: The analyte was positively identified; the quanitation is estimated.

TestAmerica North Canton

Semivolatile REPORT SW-846 Method 8270

Data file : \\cansvr11\dd\chem\MSS\a4hp7.i\00302a.b\LVTT01AC.D
Lab Smp Id: lvtt01ac Client Smp ID: ATASS-015M-5036-SO
Inj Date : 02-MAR-2010 14:06
Operator : 001710 Inst ID: a4hp7.i
Smp Info : lvtt01ac,00302a.b,8270C-625,1-827042d.sub
Misc Info :
Comment   :
Method   : \\cansvr11\dd\chem\MSS\a4hp7.i\00302a.b\8270C-625.m
Meth Date : 04-Mar-2010 10:09 gruberj Quant Type: ISTD
Cal Date : 01-MAR-2010 20:53 Cal File: 7AL0301.D
Als bottle: 16
Dil Factor: 1.00000
Integrator: HP RTE Compound Sublist: 1-827042d.sub
Target Version: 4.14
Processing Host: CANPMSSV01

Concentration Formula: Amt * DF * Uf * Vt/(Vi * Ws *) * CpndVariable

Name	Value	Description
DF	1.000	Dilution Factor
Uf	1.000	ng unit correction factor
Vt	2000.000	Volume of final extract (uL)(1000 low, 2
Vi	0.50000	Volume injected (uL)
Ws	30.140	Weight of sample extracted (g)
Cpnd Variable		Local Compound Variable

Compounds	QUANT SIG MASS	RT	EXP RT	REL RT	RESPONSE	CONCENTRATIONS ON-COLUMN (NG)	FINAL (ug/kg)	
* 1 1,4-Dichlorobenzene-d4	152	3.502	3.470	(1.000)	233550	2.00000		(Q)
* 2 Naphthalene-d8	136	4.368	4.358	(1.000)	997189	2.00000		
* 3 Acenaphthene-d10	164	5.631	5.625	(1.000)	565293	2.00000		
* 4 Phenanthrene-d10	188	6.711	6.711	(1.000)	909397	2.00000		
* 5 Chrysene-d12	240	8.663	8.663	(1.000)	1141653	2.00000		
* 6 Perylene-d12	264	10.038	10.027	(1.000)	1080777	2.00000		
9 Pyridine	79	Compound Not Detected.						
10 N-Nitrosodimethylamine	74	Compound Not Detected.						
11 Ethyl methacrylate	69	Compound Not Detected.						
12 3-Chloropropionitrile	54	Compound Not Detected.						
13 Malononitrile	66	Compound Not Detected.						
209 Benzaldehyde	77	Compound Not Detected.						
21 Aniline	93	Compound Not Detected.						
22 Phenol	94	Compound Not Detected.						
23 bis(2-Chloroethyl)ether	93	Compound Not Detected.						
24 2-Chlorophenol	128	Compound Not Detected.						
26 1,3-Dichlorobenzene	146	Compound Not Detected.						
27 1,4-Dichlorobenzene	146	Compound Not Detected.						

28	1,2-Dichlorobenzene	146	Compound Not Detected.
29	Benzyl Alcohol	108	Compound Not Detected.

	Compounds	QUANT SIG MASS	RT	EXP RT	REL RT	RESPONSE	CONCENTRATIONS ON-COLUMN (NG)	FINAL (ug/kg)
30	2-Methylphenol	108	Compound Not Detected.					
31	bis(2-Chloroisopropyl)ether	45	Compound Not Detected.					
37	Acetophenone	105	Compound Not Detected.					
32	N-Nitroso-di-n-propylamine	70	Compound Not Detected.					
192	4-Methylphenol	108	Compound Not Detected.					
34	Hexachloroethane	117	Compound Not Detected.					
35	Nitrobenzene	77	Compound Not Detected.					
41	Isophorone	82	Compound Not Detected.					
42	2-Nitrophenol	139	Compound Not Detected.					
43	2,4-Dimethylphenol	107	Compound Not Detected.					
44	bis(2-Chloroethoxy)methane	93	Compound Not Detected.					
46	2,4-Toluenediamene	121	Compound Not Detected.					
47	1,3,5-Trichlorobenzene	180	Compound Not Detected.					
48	2,4-Dichlorophenol	162	Compound Not Detected.					
49	Benzoic Acid	122	Compound Not Detected.					
50	1,2,4-Trichlorobenzene	180	Compound Not Detected.					
51	Naphthalene	128	4.384	4.374	(1.004)	39693	0.08951	11.880
52	4-Chloroaniline	127	Compound Not Detected.					
56	Hexachlorobutadiene	225	Compound Not Detected.					
210	Caprolactam	113	Compound Not Detected.					
57	1,2,3-Trichlorobenzene	180	Compound Not Detected.					
59	4-Chloro-3-Methylphenol	107	Compound Not Detected.					
62	2-Methylnaphthalene	142	4.871	4.866	(1.115)	16300	0.06798	9.0222
63	1-Methylnaphthalene	142	Compound Not Detected.					
64	Hexachlorocyclopentadiene	237	Compound Not Detected.					
66	2,4,6-Trichlorophenol	196	Compound Not Detected.					
67	2,4,5-Trichlorophenol	196	Compound Not Detected.					
211	1,1'-Biphenyl	154	Compound Not Detected.					
68	1,2,3,5-Tetrachlorobenzene	216	Compound Not Detected.					
70	2-Chloronaphthalene	162	Compound Not Detected.					
73	2-Nitroaniline	65	Compound Not Detected.					
74	1,2,3,4-Tetrachlorobenzene	216	Compound Not Detected.					
76	Dimethylphthalate	163	Compound Not Detected.					
78	2,6-Dinitrotoluene	165	Compound Not Detected.					
79	Acenaphthylene	152	Compound Not Detected.					
80	1,2-Dinitrobenzene	168	Compound Not Detected.					
81	3-Nitroaniline	138	Compound Not Detected.					
82	Acenaphthene	153	Compound Not Detected.					
83	2,4-Dinitrophenol	184	Compound Not Detected.					
85	4-Nitrophenol	109	Compound Not Detected.					
86	Dibenzofuran	168	Compound Not Detected.					
87	2,4-Dinitrotoluene	165	Compound Not Detected.					
91	2,3,5,6-Tetrachlorophenol	232	Compound Not Detected.					
93	Diethylphthalate	149	Compound Not Detected.					
94	Fluorene	166	Compound Not Detected.					
95	4-Chlorophenyl-phenylether	204	Compound Not Detected.					
96	4-Nitroaniline	138	Compound Not Detected.					
98	4,6-Dinitro-2-methylphenol	198	Compound Not Detected.					
99	N-Nitrosodiphenylamine	169	Compound Not Detected.					
100	1,2-Diphenylhydrazine	77	Compound Not Detected.					
106	4-Bromophenyl-phenylether	248	Compound Not Detected.					
107	Hexachlorobenzene	284	Compound Not Detected.					

212	Atrazine	200	Compound Not Detected.
111	Pentachlorophenol	266	Compound Not Detected.

	Compounds	QUANT SIG MASS	RT	EXP RT	REL RT	RESPONSE	CONCENTRATIONS ON-COLUMN (NG)	FINAL (ug/kg)
	115 Phenanthrene	178	Compound Not Detected.					
	116 Anthracene	178	Compound Not Detected.					
	119 Carbazole	167	Compound Not Detected.					
	120 Di-n-Butylphthalate	149	Compound Not Detected.					
	123 Fluoranthene	202	Compound Not Detected.					
	124 Benzidine	184	Compound Not Detected.					
	125 Pyrene	202	Compound Not Detected.					
	131 Butylbenzylphthalate	149	Compound Not Detected.					
	133 3,3'-Dimethoxybenzidine	244	Compound Not Detected.					
	135 3,3'-Dichlorobenzidine	252	Compound Not Detected.					
	136 Benzo(a)Anthracene	228	Compound Not Detected.					
	137 Chrysene	228	Compound Not Detected.					
	138 4,4'-Methylene bis(o-chloroan	231	Compound Not Detected.					
	139 bis(2-ethylhexyl)Phthalate	149	8.588	8.588	(0.991)	200806	0.51127	67.853
	140 Di-n-octylphthalate	149	Compound Not Detected.					
	141 Benzo(b)fluoranthene	252	Compound Not Detected.					
	142 Benzo(k)fluoranthene	252	Compound Not Detected.					
	146 Benzo(a)pyrene	252	Compound Not Detected.					
	149 Indeno(1,2,3-cd)pyrene	276	Compound Not Detected.					
	150 Dibenz(a,h)anthracene	278	Compound Not Detected.					
	151 Benzo(g,h,i)perylene	276	Compound Not Detected.					
	198 1,4-Dioxane	88	Compound Not Detected.					
$	154 Nitrobenzene-d5	82	3.860	3.844	(0.884)	473448	2.68491	356.32
$	155 2-Fluorobiphenyl	172	5.123	5.117	(0.910)	970901	3.02860	401.94
$	156 Terphenyl-d14	244	7.850	7.845	(0.906)	1303475	3.68113	488.54
$	157 Phenol-d5	99	3.261	3.181	(0.931)	844014	4.83044	641.07(H)
$	158 2-Fluorophenol	112	2.839	2.603	(0.811)	709647	5.31517	705.40(H)
$	159 2,4,6-Tribromophenol	330	6.203	6.198	(1.102)	192450	4.86545	645.71
$	186 2-Chlorophenol-d4	132	3.379	3.315	(0.965)	710803	5.17990	687.44
$	187 1,2-Dichlorobenzene-d4	152	3.609	3.582	(1.031)	265718	2.82972	375.54
M	195 Cresols, total	100	Compound Not Detected.					
	101 Diphenylamine	169	Compound Not Detected.					

QC Flag Legend

Q - Qualifier signal failed the ratio test.
H - Operator selected an alternate compound hit.

TestAmerica North Canton

INTERNAL STANDARD COMPOUNDS
AREA AND RT SUMMARY

Instrument ID: a4hp7.i
Lab File ID: LVTT01AC.D
Lab Smp Id: lvtt01ac
Analysis Type: SV
Quant Type: ISTD
Operator: 001710
Method File: \\cansvr11\dd\chem\MSS\a4hp7.i\00302a.b\8270C-625.m
Misc Info:

Calibration Date: 02-MAR-2010
Calibration Time: 09:36
Client Smp ID: ATASS-015M-5036-SO
Level: LOW
Sample Type: SOIL

		AREA LIMIT			
COMPOUND	STANDARD	LOWER	UPPER	SAMPLE	%DIFF
1 1,4-Dichlorobenze	314430	157215	628860	233550	-25.72
2 Naphthalene-d8	1302947	651474	2605894	997189	-23.47
3 Acenaphthene-d10	667302	333651	1334604	565293	-15.29
4 Phenanthrene-d10	1052286	526143	2104572	909397	-13.58
5 Chrysene-d12	1252372	626186	2504744	1141653	-8.84
6 Perylene-d12	1122003	561002	2244006	1080777	-3.67

		RT LIMIT			
COMPOUND	STANDARD	LOWER	UPPER	SAMPLE	%DIFF
1 1,4-Dichlorobenze	3.47	2.97	3.97	3.50	0.93
2 Naphthalene-d8	4.36	3.86	4.86	4.37	0.25
3 Acenaphthene-d10	5.63	5.13	6.13	5.63	0.10
4 Phenanthrene-d10	6.71	6.21	7.21	6.71	0.00
5 Chrysene-d12	8.66	8.16	9.16	8.66	0.00
6 Perylene-d12	10.03	9.53	10.53	10.04	0.11

AREA UPPER LIMIT = +100% of internal standard area.
AREA LOWER LIMIT = - 50% of internal standard area.
RT UPPER LIMIT = + 0.50 minutes of internal standard RT.
RT LOWER LIMIT = - 0.50 minutes of internal standard RT.

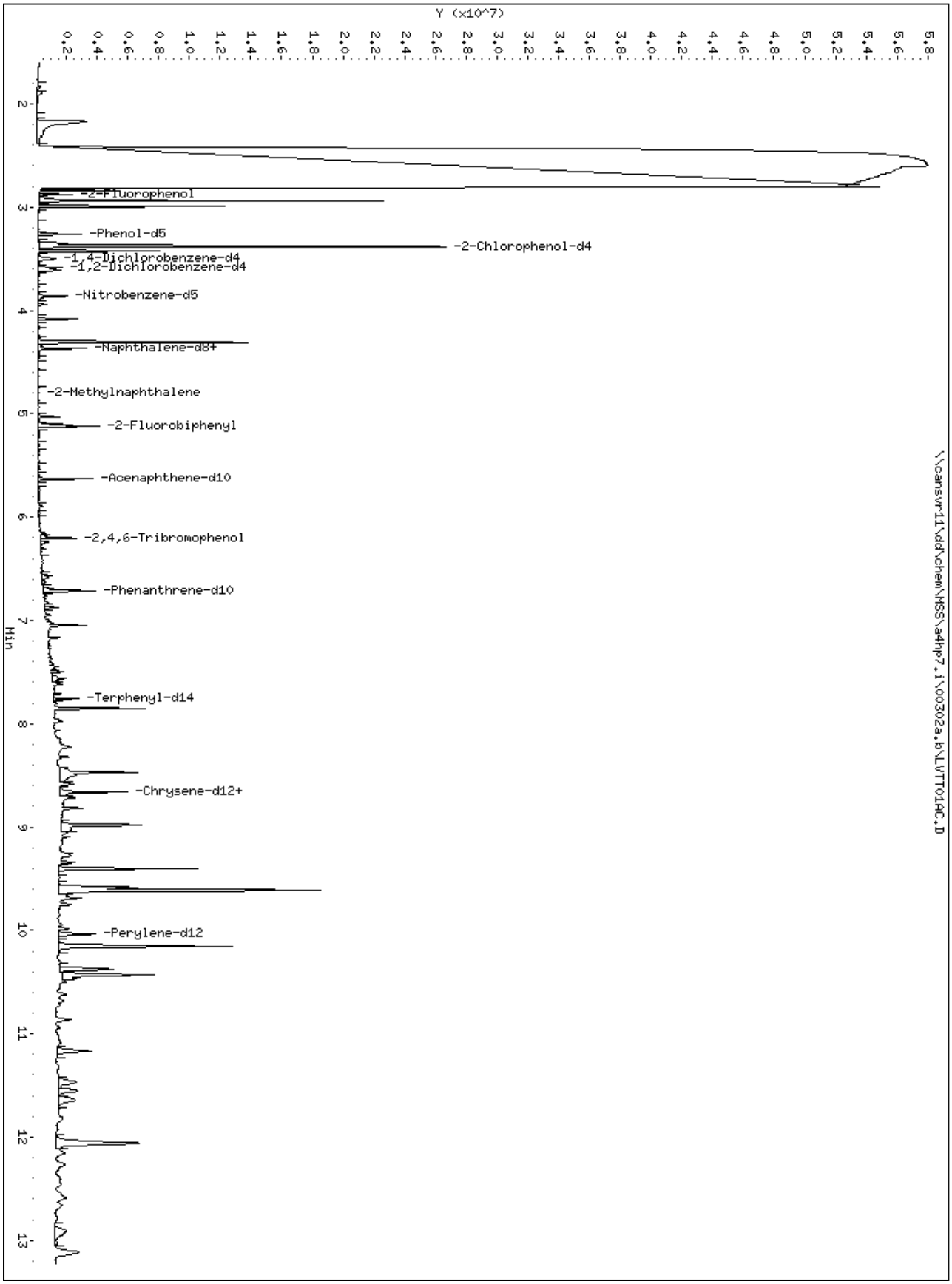
Y (x10^7)
-2-Fluorophenol
-Phenol-d5
-2-Chlorophenol-d4
-1,4-Dichlorobenzene-d4
-1,2-Dichlorobenzene-d4
-Nitrobenzene-d5
-Naphthalene-d8+
-2-Methylnaphthalene
-2-Fluorobiphenyl
-Acenaphthene-d10
-2,4,6-Tribromophenol
-Phenanthrene-d10
-Terphenyl-d14
-Chrysene-d12+
-Perylene-d12
Min
\\cansvr11\dd\chem\HSS\a4hp7.i\00302a.b\LVTT010C.D

51 Naphthalene

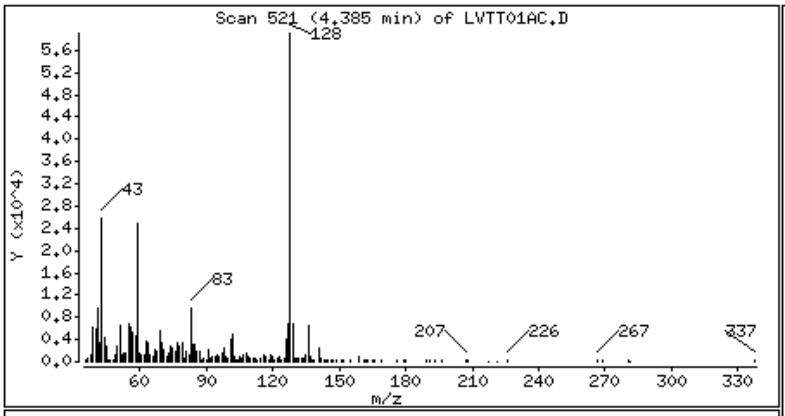

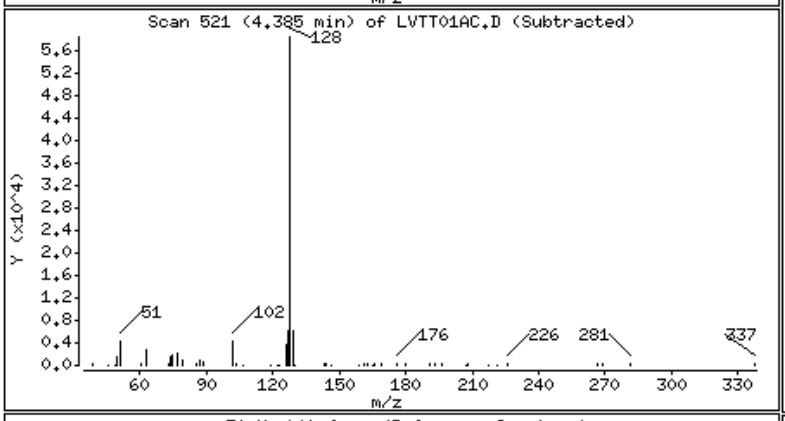

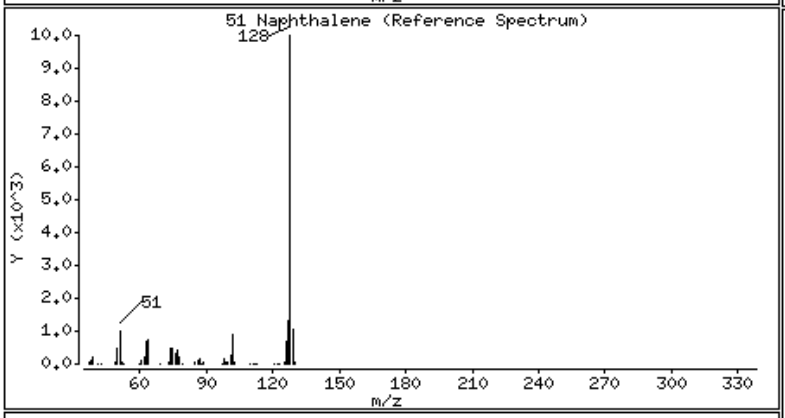

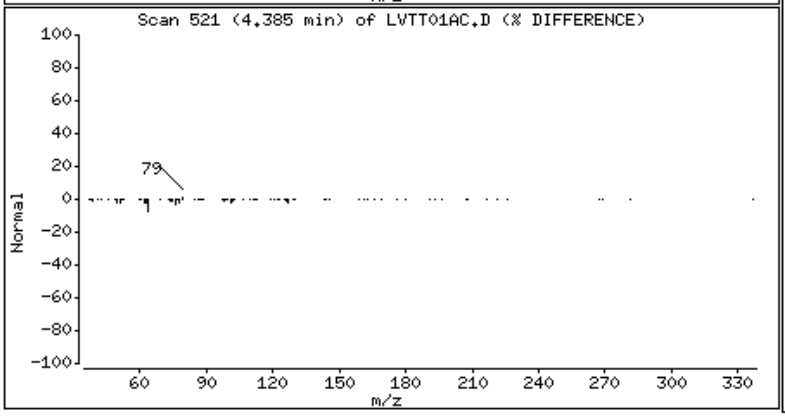



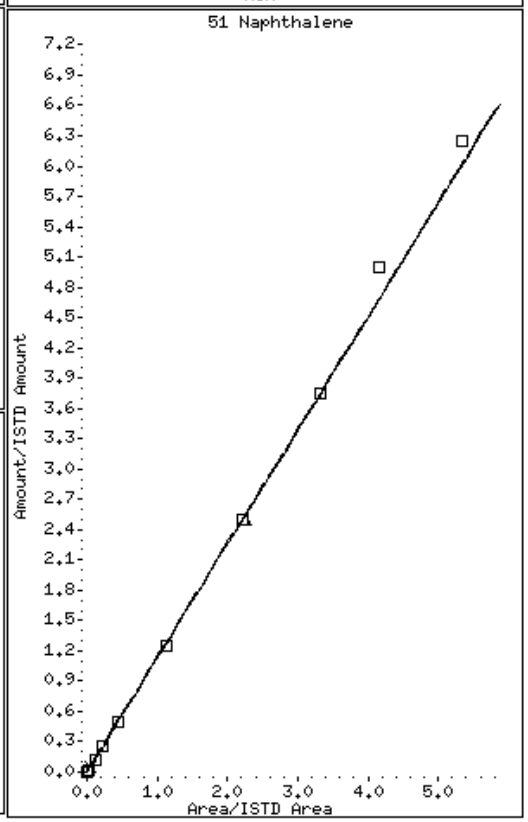

62 2-Methylnaphthalene

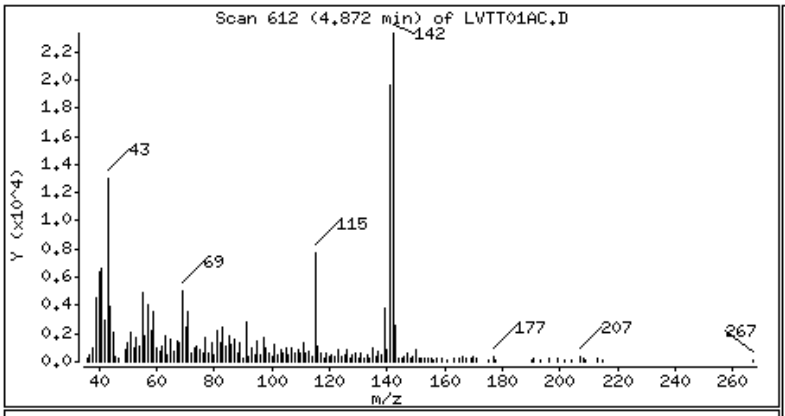

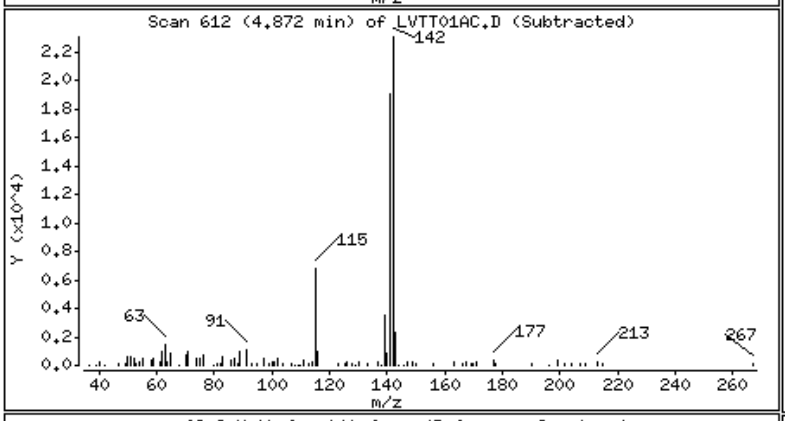

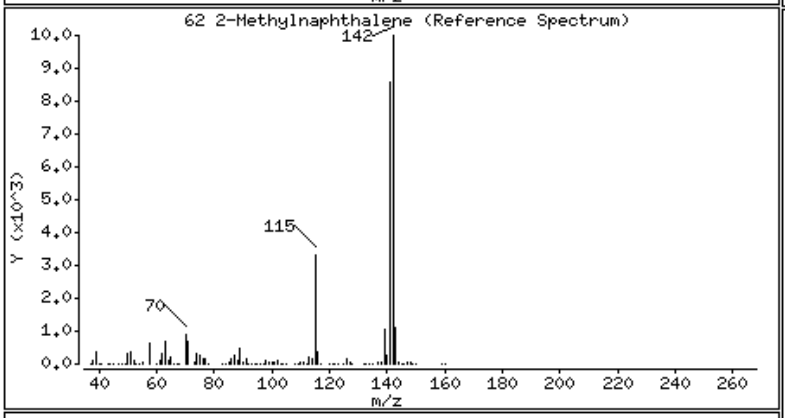

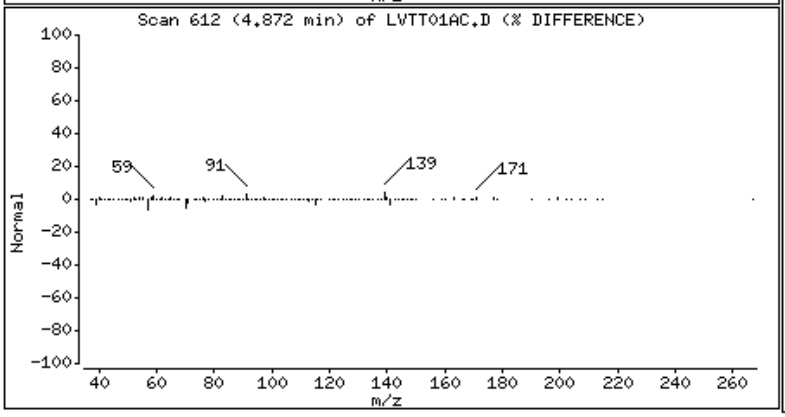

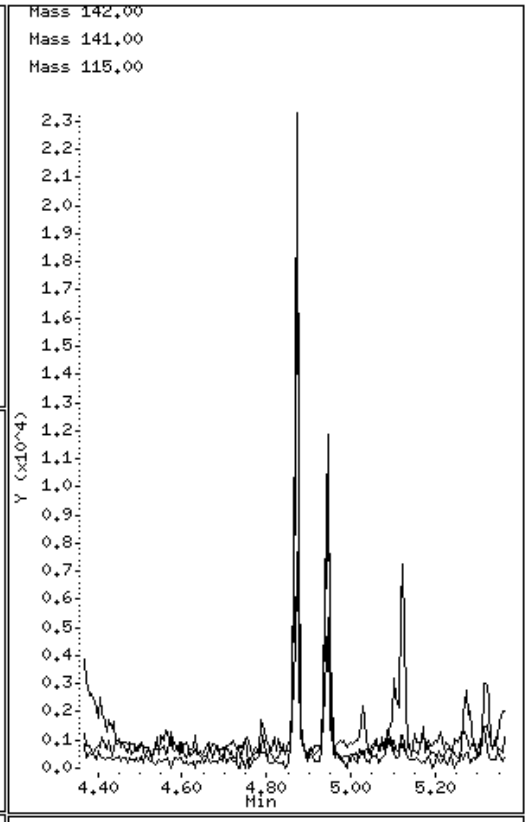

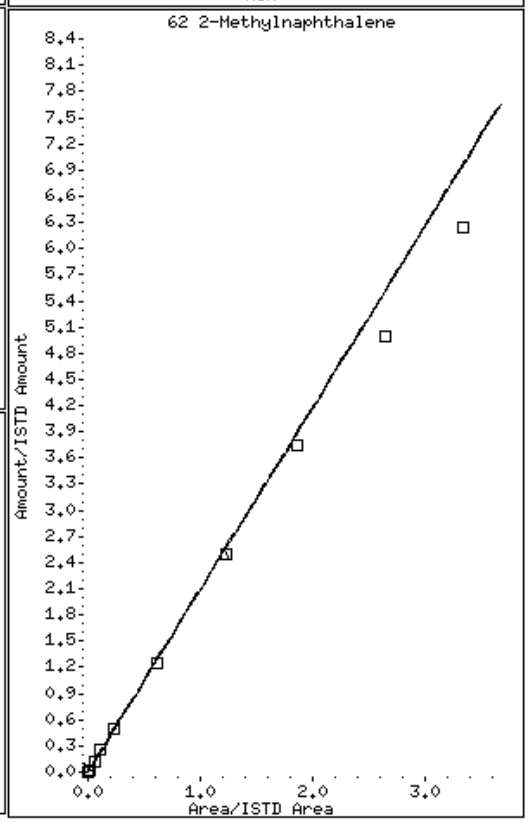

139 bis(2-ethylhexyl)Phthalate

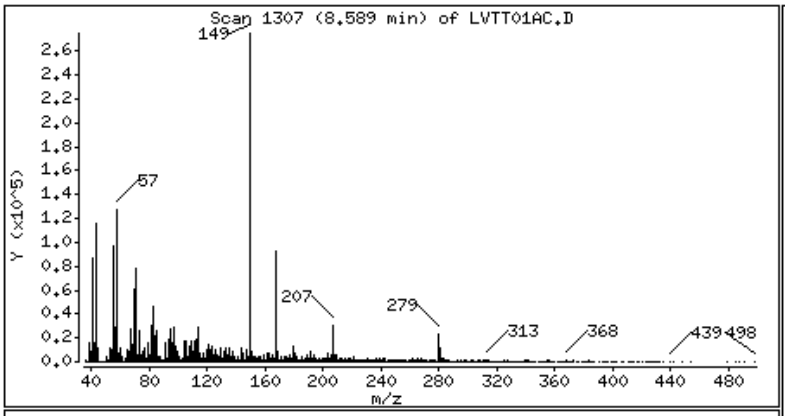

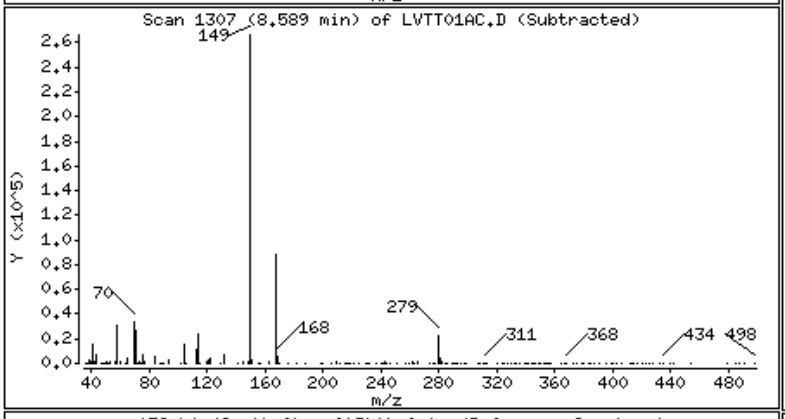

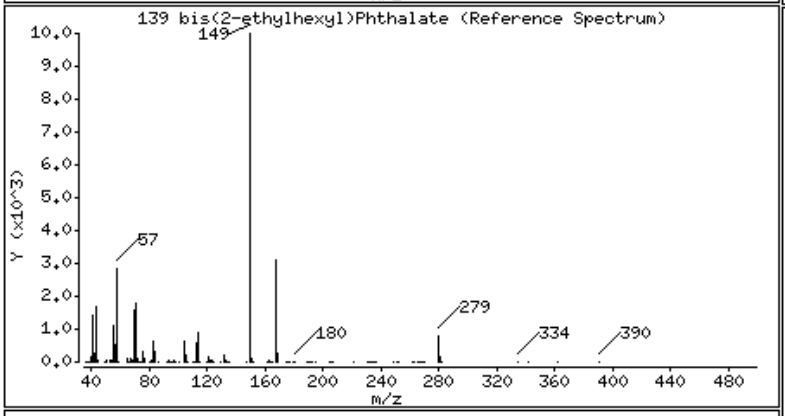

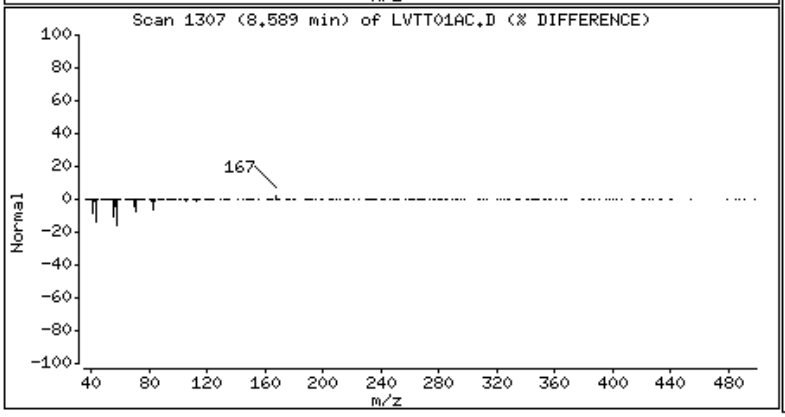

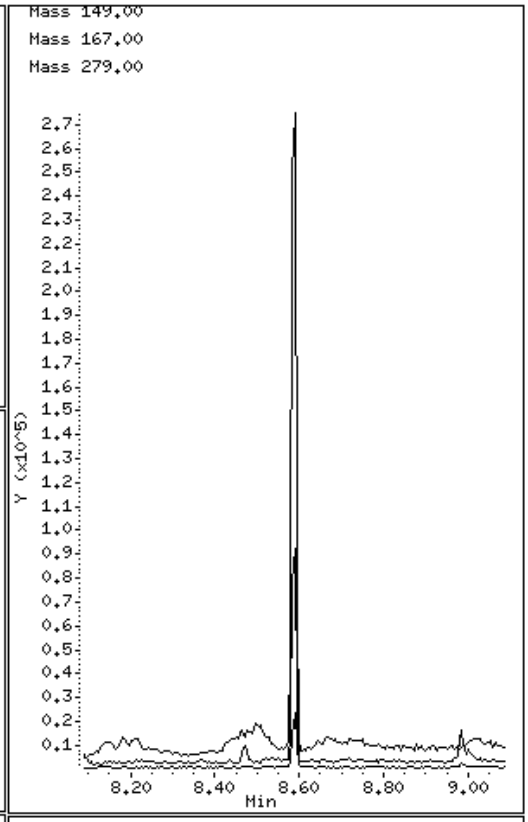

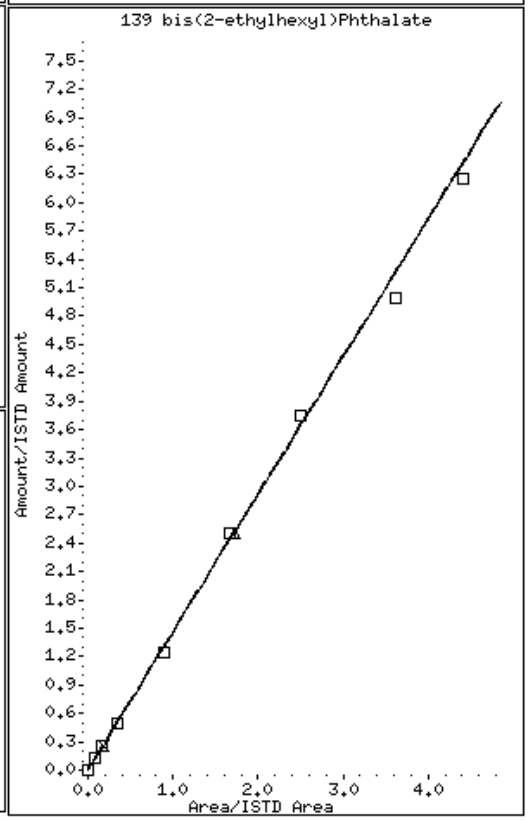

TestAmerica
THE LEADER IN ENVIRONMENTAL TESTING

STANDARD DATA

Report Date: 02-Mar-2010 10:20

Calibration History

Method : \\cansvr11\dd\chem\MSS\a4hp7.i\00301a.b\8270C-625.m
Start Cal Date: 01-MAR-2010 15:23
End Cal Date : 01-MAR-2010 20:53
Last Cal Level: 2
Last Cal Type : Continuing Calibration

Initial Calibration

Injection Date	Sublist	Calibration File
Cal Level: 1 , Cal Amount: 0.05000		
01-MAR-2010 16:41	pah	
\\cansvr11\dd\chem\MSS\a4hp7.i\00301a.b\7SLL0301.D		
Cal Level: 2 , Cal Amount: 0.25000		
01-MAR-2010 20:53	3-ap9	
\\cansvr11\dd\chem\MSS\a4hp7.i\00301a.b\7AL0301.D		
01-MAR-2010 16:22	1-827042d	
\\cansvr11\dd\chem\MSS\a4hp7.i\00301a.b\7SL0301.D		
Cal Level: 3 , Cal Amount: 0.50000		
01-MAR-2010 20:34	3-ap9	
\\cansvr11\dd\chem\MSS\a4hp7.i\00301a.b\7AML0301.D		
01-MAR-2010 16:02	1-827042d	
\\cansvr11\dd\chem\MSS\a4hp7.i\00301a.b\7SML0301.D		
Cal Level: 4 , Cal Amount: 1.00000		
01-MAR-2010 20:15	3-ap9	
\\cansvr11\dd\chem\MSS\a4hp7.i\00301a.b\7AM0301.D		
01-MAR-2010 15:43	1-827042d	
\\cansvr11\dd\chem\MSS\a4hp7.i\00301a.b\7SM0301.D		
Cal Level: 5 , Cal Amount: 2.50000		
01-MAR-2010 19:55	3-ap9	
\\cansvr11\dd\chem\MSS\a4hp7.i\00301a.b\7AMM0301.D		
01-MAR-2010 15:23	1-827042d	
\\cansvr11\dd\chem\MSS\a4hp7.i\00301a.b\7SMM0301.D		
Cal Level: 6 , Cal Amount: 5.00000		
01-MAR-2010 19:36	3-ap9	
\\cansvr11\dd\chem\MSS\a4hp7.i\00301a.b\7AMH0301.D		
01-MAR-2010 17:59	1-827042d	
\\cansvr11\dd\chem\MSS\a4hp7.i\00301a.b\7SMH0301.D		

Cal Level: 7 , Cal Amount: 7.50000		
01-MAR-2010 19:17	3-ap9	
\\cansvr11\dd\chem\MSS\a4hp7.i\00301a.b\7AH0301.D		
01-MAR-2010 17:40	1-827042d	
\\cansvr11\dd\chem\MSS\a4hp7.i\00301a.b\7SH0301.D		

Cal Level: 8 , Cal Amount: 10.00000		
01-MAR-2010 18:57	3-ap9	
\\cansvr11\dd\chem\MSS\a4hp7.i\00301a.b\7AHH0301.D		
01-MAR-2010 17:20	1-827042d	
\\cansvr11\dd\chem\MSS\a4hp7.i\00301a.b\7SHH0301.D		

Cal Level: 9 , Cal Amount: 12.50000		
01-MAR-2010 18:38	3-ap9	
\\cansvr11\dd\chem\MSS\a4hp7.i\00301a.b\7AHHH0301.D		
01-MAR-2010 17:01	1-827042d	
\\cansvr11\dd\chem\MSS\a4hp7.i\00301a.b\7SHHH0301.D		

Continuing Calibration
Ccal Level Mode: GLOBAL LEVEL 6

01-MAR-2010 21:13	3-ap9	
\\cansvr11\dd\chem\MSS\a4hp7.i\00301a.b\ICVAP9.D		
01-MAR-2010 18:18	1-827042d	
\\cansvr11\dd\chem\MSS\a4hp7.i\00301a.b\ICVTCL.D		
01-MAR-2010 19:36	3-ap9	
\\cansvr11\dd\chem\MSS\a4hp7.i\00301a.b\7AMH0301.D		
01-MAR-2010 17:59	1-827042d	
\\cansvr11\dd\chem\MSS\a4hp7.i\00301a.b\7SMH0301.D		

dt 3/2/10

TestAmerica North Canton

INITIAL CALIBRATION DATA

Start Cal Date : 01-MAR-2010 15:23
End Cal Date : 01-MAR-2010 20:53
Quant Method : ISTD
Origin : Disabled
Target Version : 4.14
Integrator : HP RTE
Method file : \\cansvr11\dd\chem\MSS\a4hp7.i\00301a.b\8270C-625.m
Last Edit : 02-Mar-2010 09:11 gruberj
Curve Type : Average

Calibration File Names:
Level 1: \\cansvr11\dd\chem\MSS\a4hp7.i\00301a.b\7SLL0301.D
Level 2: \\cansvr11\dd\chem\MSS\a4hp7.i\00301a.b\7AL0301.D
Level 3: \\cansvr11\dd\chem\MSS\a4hp7.i\00301a.b\7AML0301.D
Level 4: \\cansvr11\dd\chem\MSS\a4hp7.i\00301a.b\7AM0301.D
Level 5: \\cansvr11\dd\chem\MSS\a4hp7.i\00301a.b\7AMM0301.D
Level 6: \\cansvr11\dd\chem\MSS\a4hp7.i\00301a.b\7AMH0301.D
Level 7: \\cansvr11\dd\chem\MSS\a4hp7.i\00301a.b\7AH0301.D
Level 8: \\cansvr11\dd\chem\MSS\a4hp7.i\00301a.b\7AHH0301.D
Level 9: \\cansvr11\dd\chem\MSS\a4hp7.i\00301a.b\7AHHH0301.D

Compound	0.05000 Level 1	0.25000 Level 2	0.50000 Level 3	1.000 Level 4	2.500 Level 5	5.000 Level 6	___ RRF	% RSD	
	7.500 Level 7	10.000 Level 8	12.500 Level 9						
198 1,4-Dioxane	+++++	0.50845	0.47636	0.49021	0.48996	0.44596			
	0.44560	0.49064	0.52069				0.48348	5.550	<-
7 N-Nitrosomorpholine	+++++	0.78369	0.82711	0.79810	0.78680	0.84788			
	0.83062	0.89767	0.85987				0.82897	4.743	<-
8 Ethyl methanesulfonate	+++++	0.98321	0.96220	0.94677	0.94172	0.98529			
	0.97820	1.05332	0.98989				0.98008	3.535	<-
9 Pyridine	+++++	1.29850	1.24481	1.25633	1.28432	1.22243			
	1.23018	1.38250	1.36026				1.28492	4.624	<-
10 N-Nitrosodimethylamine	+++++	0.77550	0.73051	0.72139	0.75876	0.70443			
	0.70619	0.78113	0.75319				0.74139	4.049	<-
11 Ethyl methacrylate	+++++	1.15295	1.09457	1.11121	1.14700	1.05919			
	1.06170	1.16688	1.18172				1.12190	4.210	<-
12 3-Chloropropionitrile	+++++	0.93954	0.87583	0.84389	0.89278	0.82368			
	0.82215	0.91963	0.88051				0.87475	4.907	<-
13 Malononitrile	+++++	1.63700	1.66469	1.61183	1.68708	1.60935			
	1.62793	1.74498	1.65965				1.65531	2.725	<-

TestAmerica North Canton

INITIAL CALIBRATION DATA

Start Cal Date : 01-MAR-2010 15:23
End Cal Date : 01-MAR-2010 20:53
Quant Method : ISTD
Origin : Disabled
Target Version : 4.14
Integrator : HP RTE
Method file : \\cansvr11\dd\chem\MSS\a4hp7.i\00301a.b\8270C-625.m
Last Edit : 02-Mar-2010 09:11 gruberj
Curve Type : Average

Compound	0.05000 Level 1	0.25000 Level 2	0.50000 Level 3	1.000 Level 4	2.500 Level 5	5.000 Level 6	RRF	% RSD	
	7.500 Level 7	10.000 Level 8	12.500 Level 9						
14 2-Picoline	+++++	1.49525	1.45687	1.38962	1.37457	1.37166			
	1.39932	1.49871	1.47825				1.43303	3.822	<-
15 N-Nitrosomethylethylamine	+++++	0.64533	0.67303	0.63000	0.63503	0.64731			
	0.64885	0.70402	0.66821				0.65647	3.686	<-
16 Methyl methanesulfonate	+++++	0.72976	0.69989	0.68271	0.67578	0.70151			
	0.69912	0.74599	0.69474				0.70369	3.315	<-
18 1,3-Dichloro-2-propanol	+++++	1.38266	1.43532	1.35577	1.40091	1.44749			
	1.45357	1.57351	1.47390				1.44039	4.631	<-
19 N-Nitrosodiethylamine	+++++	0.62039	0.64868	0.62699	0.63436	0.67112			
	0.66336	0.71548	0.67374				0.65676	4.733	<-
21 Aniline	+++++	1.97618	2.02876	2.00756	2.06687	1.95826			
	1.96257	2.20092	2.15901				2.04502	4.471	<-
22 Phenol	+++++	1.44702	1.51100	1.54014	1.64870	1.58755			
	1.60863	1.78992	1.75127				1.61053	7.255	<-
23 bis(2-Chloroethyl)ether	1.45436	1.35033	1.36924	1.30342	1.39872	1.40709			
	1.33858	1.57355	1.59846				1.42153	7.245	
24 2-Chlorophenol	+++++	1.20215	1.20640	1.22538	1.31537	1.26793			
	1.26810	1.40841	1.36992				1.28296	5.929	<-
25 Pentachloroethane	+++++	0.42698	0.43462	0.41812	0.42206	0.43735			
	0.43305	0.47019	0.45238				0.43684	3.907	<-
26 1,3-Dichlorobenzene	+++++	1.33019	1.29925	1.29685	1.35755	1.26389			
	1.28907	1.42642	1.41816				1.33517	4.539	<-

TestAmerica North Canton

INITIAL CALIBRATION DATA

Start Cal Date : 01-MAR-2010 15:23
End Cal Date : 01-MAR-2010 20:53
Quant Method : ISTD
Origin : Disabled
Target Version : 4.14
Integrator : HP RTE
Method file : \\cansvr11\dd\chem\MSS\a4hp7.i\00301a.b\8270C-625.m
Last Edit : 02-Mar-2010 09:11 gruberj
Curve Type : Average

Compound	0.05000 Level 1	0.25000 Level 2	0.50000 Level 3	1.000 Level 4	2.500 Level 5	5.000 Level 6	RRF	% RSD	
	7.500 Level 7	10.000 Level 8	12.500 Level 9						
27 1,4-Dichlorobenzene	+++++	1.31245	1.29225	1.26387	1.31642	1.25799			
	1.26614	1.41115	1.37655				1.31210	4.248	<-
28 1,2-Dichlorobenzene	+++++	1.24768	1.22245	1.22894	1.28445	1.23201			
	1.24828	1.37682	1.36845				1.27614	4.900	<-
29 Benzyl Alcohol	+++++	0.79702	0.78051	0.79619	0.84100	0.83001			
	0.84367	0.93004	0.92432				0.84284	6.737	<-
30 2-Methylphenol	+++++	0.91990	0.99184	1.04658	1.13863	1.14284			
	1.14067	1.27596	1.29070				1.11839	11.540	<-
31 bis(2-Chloroisopropyl)ether	+++++	2.35833	2.26378	2.22544	2.26639	2.15537			
	2.09977	2.29856	2.32013				2.24847	3.818	<-
32 N-Nitroso-di-n-propylamine	+++++	0.92964	0.94425	0.93386	0.99548	0.96012			
	0.94833	1.04159	1.05889				0.97652	5.120	<-
M 195 Cresols, total	+++++	1.68191	1.86117	2.03749	2.30185	2.29951			
	2.34167	2.61543	2.60974				2.21860	15.120	<-
192 4-Methylphenol	+++++	0.76201	0.86933	0.99091	1.16322	1.15667			
	1.20100	1.33947	1.31904				1.10021	18.882	<-
193 3-Methylphenol	+++++	+++++	0.64074	0.77266	0.93504	1.11287			
	1.13374	1.21865	1.21694				1.00438	22.643	<-
34 Hexachloroethane	+++++	0.52620	0.50260	0.50033	0.52042	0.50163			
	0.50423	0.56572	0.55435				0.52193	4.888	<-
35 Nitrobenzene	0.31934	0.33699	0.32338	0.32616	0.33228	0.32098			
	0.32159	0.34552	0.34019				0.32960	2.881	

TestAmerica North Canton

INITIAL CALIBRATION DATA

Start Cal Date : 01-MAR-2010 15:23
End Cal Date : 01-MAR-2010 20:53
Quant Method : ISTD
Origin : Disabled
Target Version : 4.14
Integrator : HP RTE
Method file : \\cansvr11\dd\chem\MSS\a4hp7.i\00301a.b\8270C-625.m
Last Edit : 02-Mar-2010 09:11 gruberj
Curve Type : Average

Compound	0.05000 Level 1	0.25000 Level 2	0.50000 Level 3	1.000 Level 4	2.500 Level 5	5.000 Level 6	RRF	% RSD	
	7.500 Level 7	10.000 Level 8	12.500 Level 9						
36 N-Nitrosopyrrolidine	+++++	0.58217	0.59021	0.60330	0.65226	0.70227			
	0.70390	0.75996	0.72800				0.66526	10.213	<-
37 Acetophenone	+++++	1.75287	1.71482	1.71472	1.78271	1.73379			
	1.72822	1.89149	1.89773				1.77704	4.269	<-
39 o-Toluidine	+++++	1.97454	1.97823	1.91239	1.95460	2.08812			
	1.93659	1.99897	1.80071				1.95552	4.169	<-
40 N-Nitrosopiperidine	+++++	0.13759	0.14557	0.14289	0.14701	0.15863			
	0.15611	0.17140	0.16512				0.15304	7.643	<-
41 Isophorone	+++++	0.57818	0.58627	0.59977	0.61350	0.60853			
	0.60986	0.65634	0.66211				0.61432	4.925	<-
42 2-Nitrophenol	+++++	0.14418	0.14787	0.15809	0.16709	0.16438			
	0.16942	0.18225	0.17789				0.16390	8.163	<-
43 2,4-Dimethylphenol	+++++	0.20776	0.21263	0.24589	0.28072	0.28411			
	0.29576	0.31805	0.31740				0.27029	16.114	<-
44 bis(2-Chloroethoxy)methane	+++++	0.35603	0.34523	0.35757	0.36310	0.36326			
	0.36087	0.38591	0.38412				0.36451	3.812	<-
45 O,O,O-Triethyl phosphorothioa	+++++	0.13203	0.13547	0.12906	0.13563	0.14476			
	0.14479	0.15812	0.14944				0.14116	6.957	<-
46 2,4-Toluenediamene	+++++	0.12927	0.15616	0.13561	0.11762	0.14819			
	0.12688	0.13172	0.13405				0.13494	9.008	<-
47 1,3,5-Trichlorobenzene	+++++	0.25903	0.24614	0.25111	0.25319	0.24876			
	0.25196	0.27265	0.26713				0.25625	3.636	<-

TestAmerica North Canton

INITIAL CALIBRATION DATA

Start Cal Date : 01-MAR-2010 15:23
End Cal Date : 01-MAR-2010 20:53
Quant Method : ISTD
Origin : Disabled
Target Version : 4.14
Integrator : HP RTE
Method file : \\cansvr11\dd\chem\MSS\a4hp7.i\00301a.b\8270C-625.m
Last Edit : 02-Mar-2010 09:11 gruberj
Curve Type : Average

Compound	0.05000 Level 1	0.25000 Level 2	0.50000 Level 3	1.000 Level 4	2.500 Level 5	5.000 Level 6	RRF	% RSD	
	7.500 Level 7	10.000 Level 8	12.500 Level 9						
48 2,4-Dichlorophenol	+++++	0.13133	0.11860	0.15895	0.18534	0.20736			
	0.21979	0.23649	0.23324				0.18639	24.537	<-
49 Benzoic Acid	+++++	+++++	0.07211	0.10123	0.16966	0.20268			
	0.23896	0.25516	0.26885				0.18695	40.940	<-
50 1,2,4-Trichlorobenzene	+++++	0.24947	0.24774	0.24483	0.24550	0.24649			
	0.24443	0.26614	0.26072				0.25067	3.260	<-
51 Naphthalene	0.91565	0.91688	0.90080	0.89703	0.91131	0.89025			
	0.88333	0.83347	0.85562				0.88937	3.185	
52 4-Chloroaniline	+++++	0.25339	0.30711	0.27798	0.33185	0.34059			
	0.35511	0.38075	0.38391				0.32884	14.225	<-
53 a,a-Dimethyl-phenethylamine	+++++	+++++	+++++	0.53981	0.48607	0.58731			
	0.74856	0.82773	0.72700				0.65275	20.569	<-
54 2,6-Dichlorophenol	+++++	0.13504	0.14295	0.16922	0.18366	0.20994			
	0.22187	0.24916	0.23821				0.19376	22.096	<-
55 Hexachloropropene	+++++	0.15033	0.15283	0.15396	0.15175	0.15863			
	0.15820	0.17584	0.16806				0.15870	5.620	<-
56 Hexachlorobutadiene	0.13048	0.12774	0.12415	0.12433	0.13068	0.12804			
	0.12995	0.14017	0.13675				0.13026	4.067	
57 1,2,3-Trichlorobenzene	+++++	0.22564	0.21680	0.22456	0.23163	0.22947			
	0.23124	0.25196	0.24761				0.23236	5.079	<-
58 N-Nitrosodi-n-butylamine	+++++	0.17711	0.19920	0.20553	0.21396	0.22991			
	0.22632	0.24749	0.23643				0.21699	10.465	<-

TestAmerica North Canton

INITIAL CALIBRATION DATA

Start Cal Date : 01-MAR-2010 15:23
End Cal Date : 01-MAR-2010 20:53
Quant Method : ISTD
Origin : Disabled
Target Version : 4.14
Integrator : HP RTE
Method file : \\cansvr11\dd\chem\MSS\a4hp7.i\00301a.b\8270C-625.m
Last Edit : 02-Mar-2010 09:11 gruberj
Curve Type : Average

Compound	0.05000 Level 1	0.25000 Level 2	0.50000 Level 3	1.000 Level 4	2.500 Level 5	5.000 Level 6	RRF	% RSD	
	7.500 Level 7	10.000 Level 8	12.500 Level 9						
59 4-Chloro-3-Methylphenol	+++++	0.20549	0.22241	0.24617	0.26283	0.26418			
	0.27050	0.29068	0.29544				0.25721	12.158	<-
60 p-Phenylene diamine	+++++	+++++	+++++	0.25851	0.28268	0.29766			
	0.30555	0.32439	0.28549				0.29238	7.670	<-
61 Safrole	+++++	0.20500	0.21744	0.22038	0.22702	0.23874			
	0.24003	0.26121	0.25021				0.23250	7.952	<-
62 2-Methylnaphthalene	0.39727	0.45358	0.45356	0.47118	0.49835	0.49024			
	0.49743	0.53081	0.53558				0.48089	8.923	
63 1-Methylnaphthalene	0.53743	0.51963	0.53387	0.54778	0.57399	0.55572			
	0.56696	0.61158	0.61309				0.56223	5.855	
64 Hexachlorocyclopentadiene	+++++	0.25513	0.25439	0.26885	0.29097	0.28813			
	0.29260	0.31834	0.29749				0.28324	7.822	<-
65 1,2,4,5-Tetrachlorobenzene	+++++	0.39576	0.43364	0.40604	0.40330	0.42982			
	0.42673	0.46970	0.45854				0.42794	6.144	<-
66 2,4,6-Trichlorophenol	+++++	0.23267	0.25064	0.25759	0.29388	0.29773			
	0.30717	0.33392	0.32244				0.28700	12.608	<-
67 2,4,5-Trichlorophenol	+++++	0.28591	0.28339	0.31371	0.32148	0.32661			
	0.33335	0.36088	0.34796				0.32166	8.471	<-
68 1,2,3,5-Tetrachlorobenzene	+++++	0.43371	0.44565	0.44053	0.45252	0.44869			
	0.45629	0.49801	0.47430				0.45621	4.544	<-
69 1,4-Dinitrobenzene	+++++	+++++	0.12677	0.14718	0.15812	0.18440			
	0.18829	0.20641	0.20013				0.17304	17.080	<-

TestAmerica North Canton

INITIAL CALIBRATION DATA

Start Cal Date : 01-MAR-2010 15:23
End Cal Date : 01-MAR-2010 20:53
Quant Method : ISTD
Origin : Disabled
Target Version : 4.14
Integrator : HP RTE
Method file : \\cansvr11\dd\chem\MSS\a4hp7.i\00301a.b\8270C-625.m
Last Edit : 02-Mar-2010 09:11 gruberj
Curve Type : Average

Compound	0.05000 Level 1	0.25000 Level 2	0.50000 Level 3	1.000 Level 4	2.500 Level 5	5.000 Level 6	___ RRF	% RSD	
	7.500 Level 7	10.000 Level 8	12.500 Level 9						
70 2-Chloronaphthalene	0.96743	0.98303	0.96477	0.97349	1.01038	0.98821			
	1.00312	1.08110	1.04884				1.00226	3.939	
71 Isosafrole 1	+++++	0.15297	0.15112	0.13648	0.14008	0.15105			
	0.15162	0.16624	0.16545				0.15188	6.903	<-
M 188 Isosafrole, Total	+++++	0.92392	1.00888	0.93032	0.93483	1.01948			
	1.02071	1.12042	1.09270				1.00641	7.373	<-
72 Isosafrole 2	+++++	0.77095	0.85776	0.79384	0.79474	0.86843			
	0.86909	0.95418	0.92725				0.85453	7.645	<-
73 2-Nitroaniline	+++++	0.31457	0.33159	0.34673	0.36113	0.34318			
	0.34747	0.37323	0.37859				0.34956	6.056	<-
74 1,2,3,4-Tetrachlorobenzene	+++++	0.39962	0.40529	0.39211	0.40877	0.41090			
	0.41190	0.44885	0.42813				0.41320	4.302	<-
75 1,4-Naphthoquinone	+++++	0.23965	0.30623	0.33777	0.35338	0.38399			
	0.35523	0.40629	0.38968				0.34653	15.457	<-
76 Dimethylphthalate	+++++	1.14476	1.13231	1.09233	1.14746	1.13752			
	1.15306	1.24119	1.27289				1.16519	5.171	<-
77 m-Dinitrobenzene	+++++	+++++	0.17137	0.18455	0.18981	0.21206			
	0.21107	0.22678	0.22508				0.20296	10.481	<-
78 2,6-Dinitrotoluene	+++++	0.23801	0.23537	0.25019	0.26737	0.27427			
	0.28087	0.30348	0.30939				0.26987	10.321	<-
79 Acenaphthylene	1.55957	1.64177	1.63058	1.64390	1.68389	1.65189			
	1.65214	1.70546	1.74763				1.65743	3.159	

TestAmerica North Canton

INITIAL CALIBRATION DATA

Start Cal Date : 01-MAR-2010 15:23
End Cal Date : 01-MAR-2010 20:53
Quant Method : ISTD
Origin : Disabled
Target Version : 4.14
Integrator : HP RTE
Method file : \\cansvr11\dd\chem\MSS\a4hp7.i\00301a.b\8270C-625.m
Last Edit : 02-Mar-2010 09:11 gruberj
Curve Type : Average

Compound	0.05000 Level 1	0.25000 Level 2	0.50000 Level 3	1.000 Level 4	2.500 Level 5	5.000 Level 6	RRF	% RSD	
	7.500 Level 7	10.000 Level 8	12.500 Level 9						
80 1,2-Dinitrobenzene	+++++	0.11150	0.11562	0.12697	0.13032	0.13442			
	0.13789	0.15088	0.15820				0.13322	11.998	<-
81 3-Nitroaniline	+++++	0.29945	0.29074	0.29221	0.31279	0.31145			
	0.31054	0.33958	0.35094				0.31346	6.889	<-
82 Acenaphthene	1.16020	1.08255	1.07208	1.05763	1.09538	1.06998			
	1.07633	1.14014	1.13507				1.09882	3.346	
83 2,4-Dinitrophenol	+++++	+++++	+++++	0.14855	0.19146	0.22514			
	0.22642	0.24097	0.25592				0.21474	18.098	<-
84 Pentachlorobenzene	+++++	0.35841	0.37002	0.35188	0.34481	0.36604			
	0.36832	0.40552	0.39600				0.37013	5.643	<-
85 4-Nitrophenol	+++++	+++++	+++++	0.11636	0.13687	0.14510			
	0.15491	0.16909	0.18370				0.15101	15.799	<-
86 Dibenzofuran	1.36963	1.47800	1.42529	1.39863	1.43442	1.41048			
	1.44471	1.50442	1.49306				1.43985	3.127	
87 2,4-Dinitrotoluene	+++++	0.31379	0.33718	0.35817	0.36049	0.37323			
	0.37843	0.41319	0.43668				0.37139	10.598	<-
88 2,3,4,6-Tetrachlorophenol	+++++	+++++	0.20535	0.21049	0.22455	0.25280			
	0.25848	0.29167	0.28054				0.24627	13.723	<-
89 1-Naphthylamine	+++++	0.90063	1.02183	0.99102	0.95470	0.89172			
	0.75514	0.69404	0.63268				0.85522	16.830	<-
90 Zinophos	+++++	0.21309	0.25725	0.25330	0.24628	0.27229			
	0.26302	0.28486	0.27941				0.25869	8.745	<-

TestAmerica North Canton

INITIAL CALIBRATION DATA

Start Cal Date : 01-MAR-2010 15:23
End Cal Date : 01-MAR-2010 20:53
Quant Method : ISTD
Origin : Disabled
Target Version : 4.14
Integrator : HP RTE
Method file : \\cansvr11\dd\chem\MSS\a4hp7.i\00301a.b\8270C-625.m
Last Edit : 02-Mar-2010 09:11 gruberj
Curve Type : Average

Compound	0.05000 Level 1	0.25000 Level 2	0.50000 Level 3	1.000 Level 4	2.500 Level 5	5.000 Level 6	RRF	% RSD	
	7.500 Level 7	10.000 Level 8	12.500 Level 9						
91 2,3,5,6-Tetrachlorophenol	+++++	0.21801	0.25928	0.25753	0.25772	0.27647			
	0.28781	0.31322	0.31785				0.27349	12.003	<-
92 2-Naphthylamine	+++++	1.00272	1.13111	1.06500	0.97806	0.94180			
	0.78694	0.71498	+++++				0.94580	15.644	<-
93 Diethylphthalate	+++++	1.21692	1.20092	1.15092	1.18805	1.17597			
	1.18581	1.27952	1.35171				1.21873	5.385	<-
94 Fluorene	1.19848	1.20477	1.24045	1.18616	1.23167	1.21458			
	1.21994	1.30270	1.34187				1.23785	4.163	
95 4-Chlorophenyl-phenylether	+++++	0.52850	0.52934	0.51876	0.52909	0.53044			
	0.54661	0.59197	0.60430				0.54738	5.920	<-
96 4-Nitroaniline	+++++	0.26383	0.26880	0.28416	0.33505	0.33892			
	0.33184	0.35224	0.40598				0.32260	14.896	<-
97 5-Nitro-o-toluidine	+++++	0.24504	0.29143	0.30976	0.31494	0.33095			
	0.29867	0.29804	0.29816				0.29837	8.363	<-
98 4,6-Dinitro-2-methylphenol	+++++	+++++	+++++	0.12107	0.13995	0.14503			
	0.14609	0.16441	0.16166				0.14637	10.769	<-
99 N-Nitrosodiphenylamine	+++++	0.55153	0.54760	0.54713	0.55321	0.55811			
	0.55042	0.59113	0.56733				0.55831	2.650	<-
100 1,2-Diphenylhydrazine	+++++	0.84854	0.85348	0.82419	0.84957	0.82724			
	0.80311	0.86071	0.82141				0.83603	2.378	<-
101 Diphenylamine	+++++	0.55153	0.54760	0.54713	0.55321	0.55811			
	0.55042	0.59113	0.56733				0.55831	2.650	<-

TestAmerica North Canton

INITIAL CALIBRATION DATA

Start Cal Date : 01-MAR-2010 15:23
End Cal Date : 01-MAR-2010 20:53
Quant Method : ISTD
Origin : Disabled
Target Version : 4.14
Integrator : HP RTE
Method file : \\cansvr11\dd\chem\MSS\a4hp7.i\00301a.b\8270C-625.m
Last Edit : 02-Mar-2010 09:11 gruberj
Curve Type : Average

Compound	0.05000 Level 1	0.25000 Level 2	0.50000 Level 3	1.000 Level 4	2.500 Level 5	5.000 Level 6	RRF	% RSD	
	7.500 Level 7	10.000 Level 8	12.500 Level 9						
102 Tetraethyl dithiopyrophosphat	+++++	0.07367	0.07787	0.07835	0.08174	0.08743			
	0.08837	0.09659	0.09266				0.08458	9.404	<-
103 Diallate 1	+++++	0.57840	0.58086	0.57377	0.56045	0.58680			
	0.55185	0.58776	0.57732				0.57465	2.183	<-
M 189 Diallate, Total	+++++	2.54156	2.51624	2.52904	2.49221	2.79765			
	2.57746	2.78730	2.61523				2.60709	4.620	<-
104 Phorate	+++++	0.14060	0.15421	0.15569	0.15323	0.16470			
	0.15489	0.16621	0.16222				0.15647	5.217	<-
105 1,3,5-Trinitrobenzene	+++++	+++++	+++++	0.05276	0.06502	0.07722			
	0.07859	0.08722	0.08552				0.07439	17.733	<-
106 4-Bromophenyl-phenylether	+++++	0.19125	0.18703	0.19005	0.19096	0.19786			
	0.19814	0.21523	0.20699				0.19719	4.890	<-
107 Hexachlorobenzene	0.20130	0.18160	0.18460	0.18086	0.18521	0.19083			
	0.19136	0.20774	0.19689				0.19115	4.847	
108 Phenacetin	+++++	0.25154	0.31807	0.32189	0.34852	0.36189			
	0.35229	0.36957	0.36557				0.33617	11.656	<-
109 Diallate 2	+++++	0.10900	0.10669	0.11244	0.10858	0.11707			
	0.11246	0.12223	0.11779				0.11328	4.718	<-
110 Dimethoate	+++++	0.17623	0.23686	0.26253	0.27759	0.29516			
	0.25305	0.28110	0.28581				0.25854	14.799	<-
111 Pentachlorophenol	+++++	0.08998	0.10824	0.11729	0.12851	0.14111			
	0.14890	0.14905	0.15069				0.12922	17.318	<-

TestAmerica North Canton

INITIAL CALIBRATION DATA

Start Cal Date : 01-MAR-2010 15:23
End Cal Date : 01-MAR-2010 20:53
Quant Method : ISTD
Origin : Disabled
Target Version : 4.14
Integrator : HP RTE
Method file : \\cansvr11\dd\chem\MSS\a4hp7.i\00301a.b\8270C-625.m
Last Edit : 02-Mar-2010 09:11 gruberj
Curve Type : Average

Compound	0.05000 Level 1	0.25000 Level 2	0.50000 Level 3	1.000 Level 4	2.500 Level 5	5.000 Level 6	RRF	% RSD	
	7.500 Level 7	10.000 Level 8	12.500 Level 9						
112 Pentachloronitrobenzene	+++++	0.06683	0.07409	0.07030	0.07218	0.07456			
	0.07137	0.07613	0.07404				0.07244	4.066	<-
113 4-Aminobiphenyl	+++++	0.58318	0.66005	0.68311	0.64891	0.63357			
	0.59312	0.58517	0.54881				0.61699	7.476	<-
114 Pronamide	+++++	0.25136	0.26927	0.27389	0.28476	0.30959			
	0.30283	0.32838	0.32091				0.29262	9.253	<-
115 Phenanthrene	1.15360	1.06754	1.08692	1.07775	1.09515	1.09378			
	1.04775	1.05085	1.05106				1.08049	3.064	
116 Anthracene	1.15429	1.10917	1.11815	1.06638	1.11175	1.10785			
	1.04595	1.04309	1.03746				1.08823	3.777	
117 Dinoseb	+++++	+++++	0.10328	0.12993	0.16194	0.18478			
	0.18944	0.20731	0.19817				0.16784	22.910	<-
118 Disulfoton	+++++	0.35474	0.39024	0.39485	0.39283	0.41864			
	0.40139	0.42943	0.41890				0.40013	5.818	<-
119 Carbazole	+++++	0.99734	1.01814	1.02410	1.06120	1.04671			
	1.02661	1.08765	1.06423				1.04075	2.831	<-
120 Di-n-Butylphthalate	+++++	1.22093	1.24497	1.24979	1.30665	1.28900			
	1.11621	1.04984	1.08946				1.19585	8.113	<-
121 4-Nitroquinoline 1-oxide	+++++	+++++	+++++	0.04423	0.07014	0.08661			
	0.09809	0.11211	0.10741				0.08643	29.641	<-
122 Methapyrilene	+++++	0.21388	0.29788	0.29673	0.31981	0.35220			
	0.31840	0.32446	0.36327				0.31083	14.669	<-

TestAmerica North Canton

INITIAL CALIBRATION DATA

Start Cal Date : 01-MAR-2010 15:23
End Cal Date : 01-MAR-2010 20:53
Quant Method : ISTD
Origin : Disabled
Target Version : 4.14
Integrator : HP RTE
Method file : \\cansvr11\dd\chem\MSS\a4hp7.i\00301a.b\8270C-625.m
Last Edit : 02-Mar-2010 09:11 gruberj
Curve Type : Average

Compound	0.05000 Level 1	0.25000 Level 2	0.50000 Level 3	1.000 Level 4	2.500 Level 5	5.000 Level 6	RRF	% RSD	
	7.500 Level 7	10.000 Level 8	12.500 Level 9						
123 Fluoranthene	1.18136	1.07352	1.07248	1.06826	1.10419	1.10408			
	1.09657	1.08962	1.05983				1.09443	3.322	
124 Benzidine	+++++	0.44726	0.50113	0.53589	0.59896	0.57896			
	0.57815	0.63714	0.60355				0.56013	11.049	<-
125 Pyrene	0.97955	1.00880	1.02383	0.99639	1.02394	0.98059			
	0.97834	0.96509	0.90538				0.98466	3.688	
126 Aramite 1	+++++	0.03402	0.03519	0.03818	0.04233	0.04461			
	0.04395	0.04871	0.04705				0.04176	12.975	<-
M 191 Aramite, Total	+++++	0.37315	0.39918	0.44159	0.47638	0.56615			
	0.52283	0.58708	0.53573				0.48776	16.028	<-
127 Aramite 2	+++++	0.06167	0.06592	0.07149	0.07592	0.07929			
	0.08010	0.09016	0.08639				0.07637	12.736	<-
128 p-Dimethylamino azobenzene	+++++	0.15314	0.16693	0.17557	0.18967	0.20162			
	0.20797	0.23170	0.23028				0.19461	14.725	<-
129 p-Chlorobenzilate	+++++	0.30409	0.33198	0.33044	0.33198	0.34629			
	0.33641	0.36609	0.36234				0.33870	5.829	<-
130 Famphur	+++++	0.07429	0.12944	0.15438	0.12826	0.06908			
	0.01809	0.01341	0.01205				0.07488	76.771	<-
131 Butylbenzylphthalate	+++++	0.46200	0.47099	0.47715	0.49581	0.47535			
	0.46959	0.51236	0.50509				0.48354	3.805	<-
132 3,3'-Dimethylbenzidine	+++++	0.34897	0.45725	0.48483	0.45412	0.35695			
	0.28509	0.25820	0.24058				0.36075	26.560	<-

TestAmerica North Canton

INITIAL CALIBRATION DATA

Start Cal Date : 01-MAR-2010 15:23
End Cal Date : 01-MAR-2010 20:53
Quant Method : ISTD
Origin : Disabled
Target Version : 4.14
Integrator : HP RTE
Method file : \\cansvr11\dd\chem\MSS\a4hp7.i\00301a.b\8270C-625.m
Last Edit : 02-Mar-2010 09:11 gruberj
Curve Type : Average

Compound	0.05000 Level 1	0.25000 Level 2	0.50000 Level 3	1.000 Level 4	2.500 Level 5	5.000 Level 6	RRF	% RSD
	7.500 Level 7	10.000 Level 8	12.500 Level 9					
133 3,3'-Dimethoxybenzidine	+++++	0.16972	0.18910	0.21009	0.22811	0.20459		
	0.20078	0.22598	0.20565				0.20425	9.273 <-
134 2-Acetylaminofluorene	+++++	+++++	0.32545	0.36905	0.40274	0.47421		
	0.46149	0.51843	0.51165				0.43758	16.798 <-
135 3,3'-Dichlorobenzidine	+++++	0.33089	0.33608	0.34869	0.36082	0.35783		
	0.35633	0.39384	0.38902				0.35919	6.268 <-
136 Benzo(a)Anthracene	1.11660	0.97799	0.98136	0.94274	0.97724	0.93558		
	0.94913	1.03657	0.96815				0.98726	5.758
137 Chrysene	0.92868	0.94246	0.93553	0.91931	0.94590	0.89998		
	0.88377	0.91389	0.89104				0.91784	2.448
138 4,4'-Methylene bis(o-chloroan	+++++	0.16080	0.17336	0.17502	0.18923	0.18550		
	0.18684	0.20938	0.20602				0.18577	8.806 <-
139 bis(2-ethylhexyl)Phthalate	+++++	0.65815	0.69123	0.68297	0.70901	0.66657		
	0.66505	0.72445	0.70695				0.68805	3.492 <-
140 Di-n-octylphthalate	+++++	1.08720	1.14642	1.19425	1.29913	1.24600		
	1.21162	1.25808	1.16498				1.20096	5.656 <-
141 Benzo(b)fluoranthene	0.89557	0.91303	0.93824	1.00902	1.01364	0.99009		
	1.00703	1.08102	1.22078				1.00760	9.767
142 Benzo(k)fluoranthene	1.15520	1.11763	1.09448	1.03110	1.11856	1.10382		
	1.08946	1.22825	1.08247				1.11344	4.892
143 7,12-dimethylbenz[a]anthracen	+++++	0.41341	0.44742	0.44139	0.44805	0.49194		
	0.49465	0.53331	0.53152				0.47521	9.302 <-

TestAmerica North Canton

INITIAL CALIBRATION DATA

Start Cal Date : 01-MAR-2010 15:23
End Cal Date : 01-MAR-2010 20:53
Quant Method : ISTD
Origin : Disabled
Target Version : 4.14
Integrator : HP RTE
Method file : \\cansvr11\dd\chem\MSS\a4hp7.i\00301a.b\8270C-625.m
Last Edit : 02-Mar-2010 09:11 gruberj
Curve Type : Average

Compound	0.05000 Level 1	0.25000 Level 2	0.50000 Level 3	1.000 Level 4	2.500 Level 5	5.000 Level 6	RRF	% RSD	
	7.500 Level 7	10.000 Level 8	12.500 Level 9						
144 Hexachlorophene	+++++	+++++	+++++	+++++	+++++	+++++			
	+++++	+++++	+++++				+++++	+++++	<-
145 Hexachlorophene product	+++++	+++++	+++++	+++++	+++++	+++++			
	+++++	+++++	+++++				+++++	+++++	<-
146 Benzo(a)pyrene	0.93418	0.91973	0.90146	0.89725	0.96676	0.96201			
	0.96683	1.06505	1.05074				0.96267	6.250	
148 3-Methylcholanthrene	+++++	0.40174	0.43791	0.46126	0.48013	0.53909			
	0.54781	0.59984	0.59230				0.50751	14.375	<-
149 Indeno(1,2,3-cd)pyrene	0.95413	0.97802	1.03241	1.04044	1.10608	1.08255			
	1.08252	1.18696	1.19403				1.07302	7.711	
150 Dibenz(a,h)anthracene	0.75955	0.84442	0.82591	0.85939	0.93473	0.91254			
	0.91227	0.99774	1.00173				0.89425	8.935	
151 Benzo(g,h,i)perylene	0.79048	0.79716	0.81405	0.84182	0.90684	0.88513			
	0.88900	0.97733	0.98931				0.87679	8.346	
230 2-Chloroacetophenone	+++++	0.34989	0.43114	0.46389	0.51085	0.56181			
	0.55566	0.62378	0.58712				0.51052	17.775	<-
199 3-Picoline	+++++	1.34455	1.38732	1.37442	1.36676	1.36584			
	1.37921	1.48174	1.43898				1.39235	3.249	<-
200 N,N-Dimethylacetamide	+++++	1.42240	1.58848	1.47352	1.41273	1.50298			
	1.39225	1.48335	1.37221				1.45599	4.850	<-
201 Quinoline	+++++	+++++	+++++	+++++	+++++	+++++			
	+++++	+++++	+++++				+++++	+++++	<-

TestAmerica North Canton

INITIAL CALIBRATION DATA

Start Cal Date : 01-MAR-2010 15:23
End Cal Date : 01-MAR-2010 20:53
Quant Method : ISTD
Origin : Disabled
Target Version : 4.14
Integrator : HP RTE
Method file : \\cansvr11\dd\chem\MSS\a4hp7.i\00301a.b\8270C-625.m
Last Edit : 02-Mar-2010 09:11 gruberj
Curve Type : Average

Compound	0.05000 Level 1	0.25000 Level 2	0.50000 Level 3	1.000 Level 4	2.500 Level 5	5.000 Level 6	7.500 Level 7	10.000 Level 8	12.500 Level 9	___ RRF	% RSD	
202 Diphenyl	+++++	+++++	+++++	+++++	+++++	+++++	+++++	+++++	+++++	+++++	+++++	<-
203 Diphenyl ether	+++++	+++++	+++++	+++++	+++++	+++++	+++++	+++++	+++++	+++++	+++++	<-
204 6-Methylchrysene	+++++	+++++	+++++	+++++	+++++	+++++	+++++	+++++	+++++	+++++	+++++	<-
205 Benzenethiol	+++++	+++++	+++++	+++++	+++++	+++++	+++++	+++++	+++++	+++++	+++++	<-
207 Indene	+++++	+++++	+++++	+++++	+++++	+++++	+++++	+++++	+++++	+++++	+++++	<-
208 Dibenz(a,j)acridine	+++++	+++++	+++++	+++++	+++++	+++++	+++++	+++++	+++++	+++++	+++++	<-
214 Dibenz(a,h)acridine	+++++	+++++	+++++	+++++	+++++	+++++	+++++	+++++	+++++	+++++	+++++	<-
209 Benzaldehyde	+++++	0.99004	0.96079	0.95451	0.92843	0.81935	0.66226	0.64918	+++++	0.85208	16.969	<-
210 Caprolactam	+++++	0.07909	0.08573	0.09658	0.10563	0.10416	0.10545	0.11430	0.12142	0.10154	13.803	<-
211 1,1'-Biphenyl	+++++	1.36886	1.33295	1.34183	1.39391	1.36071	1.37459	1.48188	1.44359	1.38729	3.694	<-
212 Atrazine	+++++	0.11336	0.12766	0.12607	0.12597	0.13090	0.12804	0.13042	0.12526	0.12596	4.355	<-

TestAmerica North Canton

INITIAL CALIBRATION DATA

Start Cal Date : 01-MAR-2010 15:23
End Cal Date : 01-MAR-2010 20:53
Quant Method : ISTD
Origin : Disabled
Target Version : 4.14
Integrator : HP RTE
Method file : \\cansvr11\dd\chem\MSS\a4hp7.i\00301a.b\8270C-625.m
Last Edit : 02-Mar-2010 09:11 gruberj
Curve Type : Average

Compound	0.05000 Level 1	0.25000 Level 2	0.50000 Level 3	1.000 Level 4	2.500 Level 5	5.000 Level 6	RRF	% RSD	
	7.500 Level 7	10.000 Level 8	12.500 Level 9						
220 Diphenyl Thiourea	+++++	+++++	+++++	+++++	+++++	+++++			
	+++++	+++++	+++++				+++++	+++++	<-
216 1,3-Diethyl-2-Thiourea	+++++	+++++	+++++	+++++	+++++	+++++			
	+++++	+++++	+++++				+++++	+++++	<-
218 1,1,3,3-Tetramethyl-2-Thioure	+++++	+++++	+++++	+++++	+++++	+++++			
	+++++	+++++	+++++				+++++	+++++	<-
217 1,3-Dibutyl-2-Thiourea	+++++	+++++	+++++	+++++	+++++	+++++			
	+++++	+++++	+++++				+++++	+++++	<-
215 bis(2-Chloroethoxy) ethane	+++++	+++++	+++++	+++++	+++++	+++++			
	+++++	+++++	+++++				+++++	+++++	<-
221 Hexabromobenzene	+++++	+++++	+++++	+++++	+++++	+++++			
	+++++	+++++	+++++				+++++	+++++	<-
219 o-Benzyl Phenol	+++++	+++++	+++++	+++++	+++++	+++++			
	+++++	+++++	+++++				+++++	+++++	<-
223 1,2-bis(2-chloroethoxy)ethane	+++++	+++++	+++++	+++++	+++++	+++++			
	+++++	+++++	+++++				+++++	+++++	<-
224 Benzothiazole	+++++	+++++	+++++	+++++	+++++	+++++			
	+++++	+++++	+++++				+++++	+++++	<-
225 1,3-Dimethyl-2-Thiourea	+++++	+++++	+++++	+++++	+++++	+++++			
	+++++	+++++	+++++				+++++	+++++	<-
226 Methyl parathion	+++++	0.13711	0.16507	0.20389	0.21770	0.23245			
	0.20091	0.22619	0.22613				0.20118	16.715	<-

TestAmerica North Canton

INITIAL CALIBRATION DATA

Start Cal Date : 01-MAR-2010 15:23
End Cal Date : 01-MAR-2010 20:53
Quant Method : ISTD
Origin : Disabled
Target Version : 4.14
Integrator : HP RTE
Method file : \\cansvr11\dd\chem\MSS\a4hp7.i\00301a.b\8270C-625.m
Last Edit : 02-Mar-2010 09:11 gruberj
Curve Type : Average

Compound	0.05000 Level 1	0.25000 Level 2	0.50000 Level 3	1.000 Level 4	2.500 Level 5	5.000 Level 6	RRF	% RSD	
	7.500 Level 7	10.000 Level 8	12.500 Level 9						
227 Parathion	+++++	+++++	0.11640	0.12914	0.13841	0.15144			
	0.14575	0.16002	0.15345				0.14209	10.721	<-
228 Isodrin	+++++	0.11456	0.10784	0.10467	0.10022	0.10484			
	0.09736	0.10424	0.10320				0.10462	4.894	<-
229 Kepone	+++++	+++++	+++++	+++++	+++++	+++++			
	+++++	+++++	+++++				+++++	+++++	<-
231 Acrylamide	+++++	+++++	+++++	+++++	+++++	+++++			
	+++++	+++++	+++++				+++++	+++++	<-
232 2-Methylcyclohexanone	+++++	0.75626	0.77858	0.81198	0.82479	0.78675			
	0.77650	0.88324	0.80697				0.80313	4.881	<-
233 3-Methylcyclohexanone	+++++	1.31807	1.29861	1.33238	1.34527	1.31276			
	1.27547	1.45533	1.34327				1.33514	4.034	<-
234 4-Methylcyclohexanone	+++++	1.21672	1.27848	1.32639	1.31498	1.22787			
	1.23578	1.39028	1.30868				1.28740	4.605	<-
235 Tributyl phosphate	+++++	1.37540	1.48067	1.56614	1.49890	1.59501			
	1.56311	1.65963	1.68729				1.55327	6.490	<-
236 Phenyl sulfone	+++++	+++++	+++++	+++++	+++++	+++++			
	+++++	+++++	+++++				+++++	+++++	<-
237 3,4-Dichloronitrobenzene	+++++	+++++	+++++	+++++	+++++	+++++			
	+++++	+++++	+++++				+++++	+++++	<-
239 N-methyl-pyrrolidone	+++++	+++++	+++++	+++++	+++++	+++++			
	+++++	+++++	+++++				+++++	+++++	<-

TestAmerica North Canton

INITIAL CALIBRATION DATA

Start Cal Date : 01-MAR-2010 15:23
End Cal Date : 01-MAR-2010 20:53
Quant Method : ISTD
Origin : Disabled
Target Version : 4.14
Integrator : HP RTE
Method file : \\cansvr11\dd\chem\MSS\a4hp7.i\00301a.b\8270C-625.m
Last Edit : 02-Mar-2010 09:11 gruberj
Curve Type : Average

Compound	0.05000 Level 1	0.25000 Level 2	0.50000 Level 3	1.000 Level 4	2.500 Level 5	5.000 Level 6	RRF	% RSD	
	7.500 Level 7	10.000 Level 8	12.500 Level 9						
$ 154 Nitrobenzene-d5	0.36096	0.36449	0.34847	0.35719	0.35939	0.34107			
	0.33962	0.35852	0.35331				0.35367	2.494	
$ 155 2-Fluorobiphenyl	1.05794	1.09154	1.09815	1.11430	1.14982	1.12630			
	1.14530	1.23063	1.19382				1.13420	4.688	
$ 156 Terphenyl-d14	0.63176	0.60014	0.60145	0.59338	0.61960	0.61229			
	0.61131	0.66350	0.64946				0.62032	3.815	
$ 157 Phenol-d5	1.21870	1.39957	1.42799	1.44246	1.55250	1.51112			
	1.53090	1.69015	1.69312				1.49628	9.881	
$ 158 2-Fluorophenol	1.07960	1.16583	1.08939	1.10851	1.18272	1.08031			
	1.14689	1.23177	1.20504				1.14334	4.972	
$ 159 2,4,6-Tribromophenol	+++++	0.11090	0.12842	0.12665	0.13409	0.13944			
	0.14889	0.15990	0.17125				0.13994	13.892	
$ 186 2-Chlorophenol-d4	+++++	1.09743	1.10420	1.11358	1.20110	1.15759			
	1.16837	1.29628	1.26231				1.17511	6.283	<-
$ 187 1,2-Dichlorobenzene-d4	+++++	0.80288	0.77751	0.77075	0.80085	0.78177			
	0.78272	0.86635	0.85024				0.80413	4.407	

Report Date : 02-Mar-2010 10:06

TestAmerica North Canton

INITIAL CALIBRATION DATA

Start Cal Date : 01-MAR-2010 15:23
End Cal Date : 01-MAR-2010 20:53
Quant Method : ISTD
Origin : Included
Target Version : 4.14
Integrator : HP RTE
Method file : \\cansvr11\dd\chem\MSS\a4hp7.i\00301a.b\8270C-625.m
Last Edit : 02-Mar-2010 09:11 gruberj

Calibration File Names:
Level 1: \\cansvr11\dd\chem\MSS\a4hp7.i\00301a.b\7SLL0301.D
Level 2: \\cansvr11\dd\chem\MSS\a4hp7.i\00301a.b\7AL0301.D
Level 3: \\cansvr11\dd\chem\MSS\a4hp7.i\00301a.b\7AML0301.D
Level 4: \\cansvr11\dd\chem\MSS\a4hp7.i\00301a.b\7AM0301.D
Level 5: \\cansvr11\dd\chem\MSS\a4hp7.i\00301a.b\7AMM0301.D
Level 6: \\cansvr11\dd\chem\MSS\a4hp7.i\00301a.b\7AMH0301.D
Level 7: \\cansvr11\dd\chem\MSS\a4hp7.i\00301a.b\7AH0301.D
Level 8: \\cansvr11\dd\chem\MSS\a4hp7.i\00301a.b\7AHH0301.D
Level 9: \\cansvr11\dd\chem\MSS\a4hp7.i\00301a.b\7AHHH0301.D

Compound	0.0500000 Level 1	0.2500000 Level 2	0.5000000 Level 3	1.0000 Level 4	2.5000 Level 5	5.0000 Level 6	Curve	Coefficients b	m1	m2	%RSD or R^2	
	7.5000 Level 7	10.0000 Level 8	12.5000 Level 9									
198 1,4-Dioxane	+++++	0.50845	0.47636	0.49021	0.48996	0.44596						
	0.44560	0.49064	0.52069				AVRG		0.48348		5.55018	<-
7 N-Nitrosomorpholine	+++++	0.78369	0.82711	0.79810	0.78680	0.84788						
	0.83062	0.89767	0.85987				AVRG		0.82897		4.74283	<-
8 Ethyl methanesulfonate	+++++	0.98321	0.96220	0.94677	0.94172	0.98529						
	0.97820	1.05332	0.98989				AVRG		0.98008		3.53492	<-

TestAmerica North Canton

INITIAL CALIBRATION DATA

Start Cal Date : 01-MAR-2010 15:23
End Cal Date : 01-MAR-2010 20:53
Quant Method : ISTD
Origin : Included
Target Version : 4.14
Integrator : HP RTE
Method file : \\cansvr11\dd\chem\MSS\a4hp7.i\00301a.b\8270C-625.m
Last Edit : 02-Mar-2010 09:11 gruberj

Compound	0.0500000 Level 1	0.2500000 Level 2	0.5000000 Level 3	1.0000 Level 4	2.5000 Level 5	5.0000 Level 6	Curve	Coefficients b	m1	m2	%RSD or R^2	
	7.5000 Level 7	10.0000 Level 8	12.5000 Level 9									
9 Pyridine	+++++	1.29850	1.24481	1.25633	1.28432	1.22243						
	1.23018	1.38250	1.36026				AVRG		1.28492		4.62394	<-
10 N-Nitrosodimethylamine	+++++	0.77550	0.73051	0.72139	0.75876	0.70443						
	0.70619	0.78113	0.75319				AVRG		0.74139		4.04878	<-
11 Ethyl methacrylate	+++++	1.15295	1.09457	1.11121	1.14700	1.05919						
	1.06170	1.16688	1.18172				AVRG		1.12190		4.20985	<-
12 3-Chloropropionitrile	+++++	0.93954	0.87583	0.84389	0.89278	0.82368						
	0.82215	0.91963	0.88051				AVRG		0.87475		4.90706	<-
13 Malononitrile	+++++	1.63700	1.66469	1.61183	1.68708	1.60935						
	1.62793	1.74498	1.65965				AVRG		1.65531		2.72513	<-
14 2-Picoline	+++++	1.49525	1.45687	1.38962	1.37457	1.37166						
	1.39932	1.49871	1.47825				AVRG		1.43303		3.82245	<-
15 N-Nitrosomethylethylamine	+++++	0.64533	0.67303	0.63000	0.63503	0.64781						
	0.64885	0.70402	0.66821				AVRG		0.65647		3.68624	<-

TestAmerica North Canton

INITIAL CALIBRATION DATA

Start Cal Date : 01-MAR-2010 15:23
End Cal Date : 01-MAR-2010 20:53
Quant Method : ISTD
Origin : Included
Target Version : 4.14
Integrator : HP RTE
Method file : \\cansvr11\dd\chem\MSS\a4hp7.i\00301a.b\8270C-625.m
Last Edit : 02-Mar-2010 09:11 gruberj

Compound	0.0500000 Level 1	0.2500000 Level 2	0.5000000 Level 3	1.0000 Level 4	2.5000 Level 5	5.0000 Level 6	Curve	Coefficients b	m1	m2	%RSD or R^2	
	7.5000 Level 7	10.0000 Level 8	12.5000 Level 9									
16 Methyl methanesulfonate	+++++	0.72976	0.69989	0.68271	0.67578	0.70151						
	0.69912	0.74599	0.69474				AVRG		0.70369		3.31458	<-
18 1,3-Dichloro-2-propanol	+++++	1.38266	1.43532	1.35577	1.40091	1.44749						
	1.45357	1.57351	1.47390				AVRG		1.44039		4.63101	<-
19 N-Nitrosodiethylamine	+++++	0.62039	0.64868	0.62699	0.63436	0.67112						
	0.66336	0.71548	0.67374				AVRG		0.65676		4.73254	<-
21 Aniline	+++++	1.97618	2.02876	2.00756	2.06687	1.95826						
	1.96257	2.20092	2.15901				AVRG		2.04502		4.47058	<-
22 Phenol	+++++	1.44702	1.51100	1.54014	1.64870	1.58755						
	1.60863	1.78992	1.75127				AVRG		1.61053		7.25519	<-
23 bis(2-Chloroethyl)ether	1.45436	1.35033	1.36924	1.30342	1.39872	1.40709						
	1.33858	1.57355	1.59846				AVRG		1.42153		7.24498	
24 2-Chlorophenol	+++++	1.20215	1.20640	1.22538	1.31537	1.26793						
	1.26810	1.40841	1.36992				AVRG		1.28296		5.92908	<-

559

TestAmerica North Canton

INITIAL CALIBRATION DATA

Start Cal Date : 01-MAR-2010 15:23
End Cal Date : 01-MAR-2010 20:53
Quant Method : ISTD
Origin : Included
Target Version : 4.14
Integrator : HP RTE
Method file : \\cansvr11\dd\chem\MSS\a4hp7.i\00301a.b\8270C-625.m
Last Edit : 02-Mar-2010 09:11 gruberj

Compound	0.0500000 Level 1	0.2500000 Level 2	0.5000000 Level 3	1.0000 Level 4	2.5000 Level 5	5.0000 Level 6	Curve	Coefficients b	m1	m2	%RSD or R^2	
	7.5000 Level 7	10.0000 Level 8	12.5000 Level 9									
25 Pentachloroethane	+++++	0.42698	0.43462	0.41812	0.42206	0.43735						
	0.43305	0.47019	0.45238				AVRG		0.43684		3.90733	<-
26 1,3-Dichlorobenzene	+++++	1.33019	1.29925	1.29685	1.35755	1.26389						
	1.28907	1.42642	1.41816				AVRG		1.33517		4.53860	<-
27 1,4-Dichlorobenzene	+++++	1.31245	1.29225	1.26387	1.31642	1.25799						
	1.26614	1.41115	1.37655				AVRG		1.31210		4.24768	<-
28 1,2-Dichlorobenzene	+++++	1.24768	1.22245	1.22894	1.28445	1.23201						
	1.24828	1.37682	1.36845				AVRG		1.27614		4.90005	<-
29 Benzyl Alcohol	+++++	0.79702	0.78051	0.79619	0.84100	0.83001						
	0.84367	0.93004	0.92432				AVRG		0.84284		6.73734	<-
30 2-Methylphenol	+++++	0.91990	0.99184	1.04658	1.13863	1.14284						
	1.14067	1.27596	1.29070				AVRG		1.11839		11.53976	<-
31 bis(2-Chloroisopropyl)ether	+++++	2.35833	2.26378	2.22544	2.26639	2.15537						
	2.09977	2.29856	2.32013				AVRG		2.24847		3.81769	<-

North Canton

TestAmerica North Canton

INITIAL CALIBRATION DATA

Start Cal Date : 01-MAR-2010 15:23
End Cal Date : 01-MAR-2010 20:53
Quant Method : ISTD
Origin : Included
Target Version : 4.14
Integrator : HP RTE
Method file : \\cansvr11\dd\chem\MSS\a4hp7.i\00301a.b\8270C-625.m
Last Edit : 02-Mar-2010 09:11 gruberj

Compound	0.0500000 Level 1	0.2500000 Level 2	0.5000000 Level 3	1.0000 Level 4	2.5000 Level 5	5.0000 Level 6	Curve	Coefficients b	m1	m2	%RSD or R^2	
	7.5000 Level 7	10.0000 Level 8	12.5000 Level 9									
32 N-Nitroso-di-n-propylamine	+++++	0.92964	0.94425	0.93386	0.99548	0.96012						
	0.94833	1.04159	1.05889				AVRG		0.97652		5.12040	<-
M 195 Cresols, total	+++++	1.68191	1.86117	2.03749	2.30185	2.29951						
	2.34167	2.61543	2.60974				AVRG		2.21860		15.12000	<-
192 4-Methylphenol	+++++	33256	71664	154923	454381	1078328						
	1792990	2273997	2061674				QUAD	0.05927	0.87230	-0.01603	0.99859	<-
193 3-Methylphenol	+++++	+++++	50870	140863	428352	803385						
	1542149	1869963	1753654				QUAD	0.16219	0.87969	-0.01130	0.99922	<-
34 Hexachloroethane	+++++	0.52620	0.50260	0.50033	0.52042	0.50163						
	0.50423	0.56572	0.55435				AVRG		0.52193		4.88751	<-
35 Nitrobenzene	0.31934	0.33699	0.32338	0.32616	0.33228	0.32098						
	0.32159	0.34552	0.34019				AVRG		0.32960		2.88080	
36 N-Nitrosopyrrolidine	+++++	0.58217	0.59021	0.60330	0.65226	0.70227						
	0.70390	0.75996	0.72800				AVRG		0.66526		10.21255	<-

TestAmerica North Canton

INITIAL CALIBRATION DATA

Start Cal Date : 01-MAR-2010 15:23
End Cal Date : 01-MAR-2010 20:53
Quant Method : ISTD
Origin : Included
Target Version : 4.14
Integrator : HP RTE
Method file : \\cansvr11\dd\chem\MSS\a4hp7.i\00301a.b\8270C-625.m
Last Edit : 02-Mar-2010 09:11 gruberj

Compound	0.0500000 Level 1	0.2500000 Level 2	0.5000000 Level 3	1.0000 Level 4	2.5000 Level 5	5.0000 Level 6	Curve	Coefficients b	m1	m2	%RSD or R^2	
	7.5000 Level 7	10.0000 Level 8	12.5000 Level 9									
37 Acetophenone	+++++	1.75287	1.71482	1.71472	1.78271	1.73379						
	1.72822	1.89149	1.89773				AVRG		1.77704		4.26926	<-
39 o-Toluidine	+++++	1.97454	1.97823	1.91239	1.95460	2.08812						
	1.93659	1.99897	1.80071				AVRG		1.95552		4.16943	<-
40 N-Nitrosopiperidine	+++++	0.13759	0.14557	0.14289	0.14701	0.15863						
	0.15611	0.17140	0.16512				AVRG		0.15304		7.64308	<-
41 Isophorone	+++++	0.57818	0.58627	0.59977	0.61350	0.60853						
	0.60986	0.65634	0.66211				AVRG		0.61432		4.92517	<-
42 2-Nitrophenol	+++++	0.14418	0.14787	0.15809	0.16709	0.16438						
	0.16942	0.18225	0.17789				AVRG		0.16390		8.16274	<-
43 2,4-Dimethylphenol	+++++	36480	71804	157896	459715	1110612						
	1864534	2312310	2157869				QUAD	0.05714	3.53683	-0.22340	0.99943	<-
44 bis(2-Chloroethoxy)methane	+++++	0.35603	0.34523	0.35757	0.36310	0.36326						
	0.36087	0.38591	0.38412				AVRG		0.36451		3.81179	<-

TestAmerica North Canton

INITIAL CALIBRATION DATA

Start Cal Date : 01-MAR-2010 15:23
End Cal Date : 01-MAR-2010 20:53
Quant Method : ISTD
Origin : Included
Target Version : 4.14
Integrator : HP RTE
Method file : \\cansvr11\dd\chem\MSS\a4hp7.i\00301a.b\8270C-625.m
Last Edit : 02-Mar-2010 09:11 gruberj

Compound	0.0500000 Level 1	0.2500000 Level 2	0.5000000 Level 3	1.0000 Level 4	2.5000 Level 5	5.0000 Level 6	Curve	Coefficients b	m1	m2	%RSD or R^2	
	7.5000 Level 7	10.0000 Level 8	12.5000 Level 9									
45 O,O,O-Triethyl phosphorothioa	+++++	0.13203	0.13547	0.12906	0.13563	0.14476						
	0.14479	0.15812	0.14944				AVRG		0.14116		6.95720	<-
46 2,4-Toluenediamene	+++++	0.12927	0.15616	0.13561	0.11762	0.14819						
	0.12688	0.13172	0.13405				AVRG		0.13494		9.00835	<-
47 1,3,5-Trichlorobenzene	+++++	0.25903	0.24614	0.25111	0.25319	0.24876						
	0.25196	0.27265	0.26713				AVRG		0.25625		3.63611	<-
48 2,4-Dichlorophenol	+++++	23059	40052	102068	303525	810589						
	1385568	1719366	1585740				QUAD	0.11657	4.70501	-0.38115	0.99895	<-
49 Benzoic Acid	+++++	+++++	48704	130004	555693	1584583						
	3012818	3710282	3655608				QUAD	0.52857	4.47296	-0.27910	0.99884	<-
50 1,2,4-Trichlorobenzene	+++++	0.24947	0.24774	0.24483	0.24550	0.24649						
	0.24443	0.26614	0.26072				AVRG		0.25067		3.26011	<-
51 Naphthalene	0.91565	0.91688	0.90080	0.89703	0.91131	0.89025						
	0.88333	0.83347	0.85562				AVRG		0.88937		3.18524	

563

TestAmerica North Canton

INITIAL CALIBRATION DATA

Start Cal Date : 01-MAR-2010 15:23
End Cal Date : 01-MAR-2010 20:53
Quant Method : ISTD
Origin : Included
Target Version : 4.14
Integrator : HP RTE
Method file : \\cansvr11\dd\chem\MSS\a4hp7.i\00301a.b\8270C-625.m
Last Edit : 02-Mar-2010 09:11 gruberj

Compound	0.0500000 Level 1	0.2500000 Level 2	0.5000000 Level 3	1.0000 Level 4	2.5000 Level 5	5.0000 Level 6	Curve	Coefficients b	m1	m2	%RSD or R^2	
	7.5000 Level 7	10.0000 Level 8	12.5000 Level 9									
52 4-Chloroaniline	+++++	0.25339	0.30711	0.27798	0.33185	0.34059						
	0.35511	0.38075	0.38391				AVRG		0.32884		14.22459	<-
53 a,a-Dimethyl-phenethylamine	+++++	+++++	+++++	386587	889007	1763974						
	4160160	5153569	4207878				QUAD	0.36211	1.29555	-0.01755	0.98140	<-
54 2,6-Dichlorophenol	+++++	20736	44748	121189	335917	630556						
	1233037	1551307	1378783				QUAD	0.10908	4.68793	-0.44767	0.99721	<-
55 Hexachloropropene	+++++	0.15033	0.15283	0.15396	0.15175	0.15863						
	0.15820	0.17584	0.16806				AVRG		0.15870		5.62028	<-
56 Hexachlorobutadiene	0.13048	0.12774	0.12415	0.12433	0.13068	0.12804						
	0.12995	0.14017	0.13675				AVRG		0.13026		4.06652	
57 1,2,3-Trichlorobenzene	+++++	0.22564	0.21680	0.22456	0.23163	0.22947						
	0.23124	0.25196	0.24761				AVRG		0.23236		5.07941	<-
58 N-Nitrosodi-n-butylamine	+++++	0.17711	0.19920	0.20553	0.21396	0.22991						
	0.22632	0.24749	0.23643				AVRG		0.21699		10.46533	<-

TestAmerica North Canton

INITIAL CALIBRATION DATA

Start Cal Date : 01-MAR-2010 15:23
End Cal Date : 01-MAR-2010 20:53
Quant Method : ISTD
Origin : Included
Target Version : 4.14
Integrator : HP RTE
Method file : \\cansvr11\dd\chem\MSS\a4hp7.i\00301a.b\8270C-625.m
Last Edit : 02-Mar-2010 09:11 gruberj

Compound	0.0500000 Level 1	0.2500000 Level 2	0.5000000 Level 3	1.0000 Level 4	2.5000 Level 5	5.0000 Level 6	Curve	Coefficients b	m1	m2	%RSD or R^2	
	7.5000 Level 7	10.0000 Level 8	12.5000 Level 9									
59 4-Chloro-3-Methylphenol	+++++	0.20549	0.22241	0.24617	0.26283	0.26418						
	0.27050	0.29068	0.29544				AVRG		0.25721		12.15820	<-
60 p-Phenylene diamine	+++++	+++++	+++++	0.25851	0.28268	0.29766						
	0.30555	0.32439	0.28549				AVRG		0.29238		7.67030	<-
61 Safrole	+++++	0.20500	0.21744	0.22038	0.22702	0.23874						
	0.24003	0.26121	0.25021				AVRG		0.23250		7.95207	<-
62 2-Methylnaphthalene	0.39727	0.45358	0.45356	0.47118	0.49835	0.49024						
	0.49743	0.53081	0.53558				AVRG		0.48089		8.92268	
63 1-Methylnaphthalene	0.53743	0.51963	0.53387	0.54778	0.57399	0.55572						
	0.56696	0.61158	0.61309				AVRG		0.56223		5.85488	
64 Hexachlorocyclopentadiene	+++++	0.25513	0.25439	0.26885	0.29097	0.28813						
	0.29260	0.31834	0.29749				AVRG		0.28324		7.82176	<-
65 1,2,4,5-Tetrachlorobenzene	+++++	0.39576	0.43364	0.40604	0.40330	0.42982						
	0.42673	0.46970	0.45854				AVRG		0.42794		6.14439	<-

TestAmerica North Canton

INITIAL CALIBRATION DATA

Start Cal Date : 01-MAR-2010 15:23
End Cal Date : 01-MAR-2010 20:53
Quant Method : ISTD
Origin : Included
Target Version : 4.14
Integrator : HP RTE
Method file : \\cansvr11\dd\chem\MSS\a4hp7.i\00301a.b\8270C-625.m
Last Edit : 02-Mar-2010 09:11 gruberj

Compound	0.0500000 Level 1	0.2500000 Level 2	0.5000000 Level 3	1.0000 Level 4	2.5000 Level 5	5.0000 Level 6	Curve	Coefficients b	m1	m2	%RSD or R^2	
	7.5000 Level 7	10.0000 Level 8	12.5000 Level 9									
66 2,4,6-Trichlorophenol	+++++	0.23267	0.25064	0.25759	0.29388	0.29773						
	0.30717	0.33392	0.32244				AVRG		0.28700		12.60784	<-
67 2,4,5-Trichlorophenol	+++++	0.28591	0.28339	0.31371	0.32148	0.32661						
	0.33335	0.36088	0.34796				AVRG		0.32166		8.47103	<-
68 1,2,3,5-Tetrachlorobenzene	+++++	0.43371	0.44565	0.44053	0.45252	0.44869						
	0.45629	0.49801	0.47430				AVRG		0.45621		4.54411	<-
69 1,4-Dinitrobenzene	+++++	+++++	21199	58324	164549	315484						
	590783	730428	638885				QUAD	0.13402	5.30257	-0.39514	0.99813	<-
70 2-Chloronaphthalene	0.96743	0.98303	0.96477	0.97349	1.01038	0.98821						
	1.00312	1.08110	1.04884				AVRG		1.00226		3.93859	
71 Isosafrole 1	+++++	0.15297	0.15112	0.13648	0.14008	0.15105						
	0.15162	0.16624	0.16545				AVRG		0.15188		6.90259	<-
M 188 Isosafrole, Total	+++++	0.92392	1.00888	0.93032	0.93483	1.01948						
	1.02071	1.12042	1.09270				AVRG		1.00641		7.37341	<-

TestAmerica North Canton

INITIAL CALIBRATION DATA

Start Cal Date : 01-MAR-2010 15:23
End Cal Date : 01-MAR-2010 20:53
Quant Method : ISTD
Origin : Included
Target Version : 4.14
Integrator : HP RTE
Method file : \\cansvr11\dd\chem\MSS\a4hp7.i\00301a.b\8270C-625.m
Last Edit : 02-Mar-2010 09:11 gruberj

Compound	0.0500000 Level 1	0.2500000 Level 2	0.5000000 Level 3	1.0000 Level 4	2.5000 Level 5	5.0000 Level 6	Curve	Coefficients b	m1	m2	%RSD or R^2	
	7.5000 Level 7	10.0000 Level 8	12.5000 Level 9									
72 Isosafrole 2	+++++	0.77095	0.85776	0.79384	0.79474	0.86843						
	0.86909	0.95418	0.92725				AVRG		0.85453		7.64545	<-
73 2-Nitroaniline	+++++	0.31457	0.33159	0.34673	0.36113	0.34318						
	0.34747	0.37323	0.37859				AVRG		0.34956		6.05605	<-
74 1,2,3,4-Tetrachlorobenzene	+++++	0.39962	0.40529	0.39211	0.40877	0.41090						
	0.41190	0.44885	0.42813				AVRG		0.41320		4.30184	<-
75 1,4-Naphthoquinone	+++++	20301	51208	133850	367743	656953						
	1114581	1437724	1244024				QUAD	0.04197	2.76364	-0.10568	0.99699	<-
76 Dimethylphthalate	+++++	1.14476	1.13231	1.09233	1.14746	1.13752						
	1.15306	1.24119	1.27289				AVRG		1.16519		5.17097	<-
77 m-Dinitrobenzene	+++++	+++++	0.17137	0.18455	0.18981	0.21206						
	0.21107	0.22678	0.22508				AVRG		0.20296		10.48142	<-
78 2,6-Dinitrotoluene	+++++	0.23801	0.23537	0.25019	0.26737	0.27427						
	0.28087	0.30348	0.30939				AVRG		0.26987		10.32122	<-

TestAmerica North Canton

INITIAL CALIBRATION DATA

Start Cal Date : 01-MAR-2010 15:23
End Cal Date : 01-MAR-2010 20:53
Quant Method : ISTD
Origin : Included
Target Version : 4.14
Integrator : HP RTE
Method file : \\cansvr11\dd\chem\MSS\a4hp7.i\00301a.b\8270C-625.m
Last Edit : 02-Mar-2010 09:11 gruberj

Compound	0.0500000 Level 1	0.2500000 Level 2	0.5000000 Level 3	1.0000 Level 4	2.5000 Level 5	5.0000 Level 6	Curve	Coefficients b	m1	m2	%RSD or R^2	
	7.5000 Level 7	10.0000 Level 8	12.5000 Level 9									
79 Acenaphthylene	1.55957	1.64177	1.63058	1.64390	1.68389	1.65189						
	1.65214	1.70546	1.74763				AVRG		1.65743		3.15884	
80 1,2-Dinitrobenzene	+++++	0.11150	0.11562	0.12697	0.13032	0.13442						
	0.13789	0.15088	0.15820				AVRG		0.13322		11.99765	<-
81 3-Nitroaniline	+++++	0.29945	0.29074	0.29221	0.31279	0.31145						
	0.31054	0.33958	0.35094				AVRG		0.31346		6.88892	<-
82 Acenaphthene	1.16020	1.08255	1.07208	1.05763	1.09538	1.06998						
	1.07633	1.14014	1.13507				AVRG		1.09882		3.34599	
83 2,4-Dinitrophenol	+++++	+++++	+++++	100404	329756	935941						
	1522765	1855779	1932988				QUAD	0.31460	4.57585	-0.23694	0.99957	<-
84 Pentachlorobenzene	+++++	0.35841	0.37002	0.35188	0.34481	0.36604						
	0.36832	0.40552	0.39600				AVRG		0.37013		5.64282	<-
85 4-Nitrophenol	+++++	+++++	+++++	39326	117871	301601						
	520938	651098	693749				QUAD	0.08043	7.22072	-1.61642	0.99992	<-

TestAmerica North Canton

INITIAL CALIBRATION DATA

Start Cal Date : 01-MAR-2010 15:23
End Cal Date : 01-MAR-2010 20:53
Quant Method : ISTD
Origin : Included
Target Version : 4.14
Integrator : HP RTE
Method file : \\cansvr11\dd\chem\MSS\a4hp7.i\00301a.b\8270C-625.m
Last Edit : 02-Mar-2010 09:11 gruberj

Compound	0.0500000 Level 1	0.2500000 Level 2	0.5000000 Level 3	1.0000 Level 4	2.5000 Level 5	5.0000 Level 6	Curve	Coefficients b	m1	m2	%RSD or R^2	
	7.5000 Level 7	10.0000 Level 8	12.5000 Level 9									
86 Dibenzofuran	1.36963	1.47800	1.42529	1.39863	1.43442	1.41048						
	1.44471	1.50442	1.49306				AVRG		1.43985		3.12661	
87 2,4-Dinitrotoluene	+++++	0.31379	0.33718	0.35817	0.36049	0.37323						
	0.37843	0.41319	0.43668				AVRG		0.37139		10.59795	<-
88 2,3,4,6-Tetrachlorophenol	+++++	+++++	0.20535	0.21049	0.22455	0.25280						
	0.25848	0.29167	0.28054				AVRG		0.24627		13.72347	<-
89 1-Naphthylamine	+++++	76292	170869	392718	993506	1525600						
	2369339	2455957	2019778				QUAD	0.10658	0.58257	0.24285	0.99909	<-
90 Zinophos	+++++	0.21309	0.25725	0.25330	0.24628	0.27229						
	0.26302	0.28486	0.27941				AVRG		0.25869		8.74507	<-
91 2,3,5,6-Tetrachlorophenol	+++++	0.21801	0.25928	0.25753	0.25772	0.27647						
	0.28781	0.31322	0.31785				AVRG		0.27349		12.00293	<-
92 2-Naphthylamine	+++++	84940	189142	422038	1017825	1611275						
	2469107	2530067	+++++				QUAD	0.09961	0.55935	0.22489	0.99766	<-

TestAmerica North Canton

INITIAL CALIBRATION DATA

Start Cal Date : 01-MAR-2010 15:23
End Cal Date : 01-MAR-2010 20:53
Quant Method : ISTD
Origin : Included
Target Version : 4.14
Integrator : HP RTE
Method file : \\cansvr11\dd\chem\MSS\a4hp7.i\00301a.b\8270C-625.m
Last Edit : 02-Mar-2010 09:11 gruberj

Compound	0.0500000 Level 1	0.2500000 Level 2	0.5000000 Level 3	1.0000 Level 4	2.5000 Level 5	5.0000 Level 6	Curve	Coefficients b	m1	m2	%RSD or R^2	
	7.5000 Level 7	10.0000 Level 8	12.5000 Level 9									
93 Diethylphthalate	+++++	1.21692	1.20092	1.15092	1.18805	1.17597						
	1.18581	1.27952	1.35171				AVRG		1.21873		5.38503	<-
94 Fluorene	1.19848	1.20477	1.24045	1.18616	1.23167	1.21458						
	1.21994	1.30270	1.34187				AVRG		1.23785		4.16343	
95 4-Chlorophenyl-phenylether	+++++	0.52850	0.52934	0.51876	0.52909	0.53044						
	0.54661	0.59197	0.60430				AVRG		0.54738		5.92026	<-
96 4-Nitroaniline	+++++	0.26383	0.26880	0.28416	0.33505	0.33892						
	0.33184	0.35224	0.40598				AVRG		0.32260		14.89572	<-
97 5-Nitro-o-toluidine	+++++	0.24504	0.29143	0.30976	0.31494	0.33095						
	0.29867	0.29804	0.29816				AVRG		0.29837		8.36292	<-
98 4,6-Dinitro-2-methylphenol	+++++	+++++	+++++	0.12107	0.13995	0.14503						
	0.14609	0.16441	0.16166				AVRG		0.14637		10.76906	<-
99 N-Nitrosodiphenylamine	+++++	0.55153	0.54760	0.54713	0.55321	0.55811						
	0.55042	0.59113	0.56733				AVRG		0.55831		2.65021	<-

TestAmerica North Canton

INITIAL CALIBRATION DATA

Start Cal Date : 01-MAR-2010 15:23
End Cal Date : 01-MAR-2010 20:53
Quant Method : ISTD
Origin : Included
Target Version : 4.14
Integrator : HP RTE
Method file : \\cansvr11\dd\chem\MSS\a4hp7.i\00301a.b\8270C-625.m
Last Edit : 02-Mar-2010 09:11 gruberj

Compound	0.0500000 Level 1	0.2500000 Level 2	0.5000000 Level 3	1.0000 Level 4	2.5000 Level 5	5.0000 Level 6	Curve	Coefficients b	m1	m2	%RSD or R^2	
	7.5000 Level 7	10.0000 Level 8	12.5000 Level 9									
100 1,2-Diphenylhydrazine	+++++	0.84854	0.85348	0.82419	0.84957	0.82724						
	0.80311	0.86071	0.82141				AVRG		0.83603		2.37848	<-
101 Diphenylamine	+++++	0.55153	0.54760	0.54713	0.55321	0.55811						
	0.55042	0.59113	0.56733				AVRG		0.55831		2.65021	<-
102 Tetraethyl dithiopyrophosphat	+++++	0.07367	0.07787	0.07835	0.08174	0.08743						
	0.08837	0.09659	0.09266				AVRG		0.08458		9.40402	<-
103 Diallate 1	+++++	0.57840	0.58086	0.57377	0.56045	0.58680						
	0.55185	0.58776	0.57732				AVRG		0.57465		2.18279	<-
M 189 Diallate, Total	+++++	2.54156	2.51624	2.52904	2.49221	2.79765						
	2.57746	2.78730	2.61523				AVRG		2.60709		4.62041	<-
104 Phorate	+++++	0.14060	0.15421	0.15569	0.15323	0.16470						
	0.15489	0.16621	0.16222				AVRG		0.15647		5.21661	<-
105 1,3,5-Trinitrobenzene	+++++	+++++	+++++	35449	110953	221565						
	414759	525435	463681				QUAD	0.22299	12.26996	-2.14604	0.99804	<-

TestAmerica North Canton

INITIAL CALIBRATION DATA

Start Cal Date : 01-MAR-2010 15:23
End Cal Date : 01-MAR-2010 20:53
Quant Method : ISTD
Origin : Included
Target Version : 4.14
Integrator : HP RTE
Method file : \\cansvr11\dd\chem\MSS\a4hp7.i\00301a.b\8270C-625.m
Last Edit : 02-Mar-2010 09:11 gruberj

Compound	0.0500000 Level 1	0.2500000 Level 2	0.5000000 Level 3	1.0000 Level 4	2.5000 Level 5	5.0000 Level 6	Curve	Coefficients b	m1	m2	%RSD or R^2
	7.5000 Level 7	10.0000 Level 8	12.5000 Level 9								
106 4-Bromophenyl-phenylether	+++++	0.19125	0.18703	0.19005	0.19096	0.19786					
	0.19814	0.21523	0.20699				AVRG		0.19719		4.89024 <-
107 Hexachlorobenzene	0.20130	0.18160	0.18460	0.18086	0.18521	0.19083					
	0.19136	0.20774	0.19689				AVRG		0.19115		4.84701
108 Phenacetin	+++++	0.25154	0.31807	0.32189	0.34852	0.36189					
	0.35229	0.36957	0.36557				AVRG		0.33617		11.65617 <-
109 Diallate 2	+++++	0.10900	0.10669	0.11244	0.10858	0.11707					
	0.11246	0.12223	0.11779				AVRG		0.11328		4.71837 <-
110 Dimethoate	+++++	0.17623	0.23686	0.26253	0.27759	0.29516					
	0.25305	0.28110	0.28581				AVRG		0.25854		14.79887 <-
111 Pentachlorophenol	+++++	26193	60150	124889	347837	926091					
	1620978	1855484	2031213				QUAD	0.17060	6.89785	-0.19812	0.99969 <-
112 Pentachloronitrobenzene	+++++	0.06683	0.07409	0.07030	0.07218	0.07456					
	0.07137	0.07613	0.07404				AVRG		0.07244		4.06572 <-

TestAmerica North Canton

INITIAL CALIBRATION DATA

Start Cal Date : 01-MAR-2010 15:23
End Cal Date : 01-MAR-2010 20:53
Quant Method : ISTD
Origin : Included
Target Version : 4.14
Integrator : HP RTE
Method file : \\cansvr11\dd\chem\MSS\a4hp7.i\00301a.b\8270C-625.m
Last Edit : 02-Mar-2010 09:11 gruberj

Compound	0.0500000 Level 1	0.2500000 Level 2	0.5000000 Level 3	1.0000 Level 4	2.5000 Level 5	5.0000 Level 6	Curve	Coefficients b	m1	m2	%RSD or R^2	
	7.5000 Level 7	10.0000 Level 8	12.5000 Level 9									
113 4-Aminobiphenyl	+++++	0.58318	0.66005	0.68311	0.64891	0.63357						
	0.59312	0.58517	0.54881				AVRG		0.61699		7.47610	<-
114 Pronamide	+++++	0.25136	0.26927	0.27389	0.28476	0.30959						
	0.30283	0.32838	0.32091				AVRG		0.29262		9.25308	<-
115 Phenanthrene	1.15360	1.06754	1.08692	1.07775	1.09515	1.09378						
	1.04775	1.05085	1.05106				AVRG		1.08049		3.06439	
116 Anthracene	1.15429	1.10917	1.11815	1.06638	1.11175	1.10785						
	1.04595	1.04309	1.03746				AVRG		1.08823		3.77703	
117 Dinoseb	+++++	+++++	30008	87303	276353	530197						
	999752	1248836	1074409				QUAD	0.17197	5.10403	-0.23611	0.99784	<-
118 Disulfoton	+++++	0.35474	0.39024	0.39485	0.39283	0.41864						
	0.40139	0.42943	0.41890				AVRG		0.40013		5.81837	<-
119 Carbazole	+++++	0.99734	1.01814	1.02410	1.06120	1.04671						
	1.02661	1.08765	1.06423				AVRG		1.04075		2.83129	<-

TestAmerica North Canton

INITIAL CALIBRATION DATA

Start Cal Date : 01-MAR-2010 15:23
End Cal Date : 01-MAR-2010 20:53
Quant Method : ISTD
Origin : Included
Target Version : 4.14
Integrator : HP RTE
Method file : \\cansvr11\dd\chem\MSS\a4hp7.i\00301a.b\8270C-625.m
Last Edit : 02-Mar-2010 09:11 gruberj

Compound	0.0500000 Level 1	0.2500000 Level 2	0.5000000 Level 3	1.0000 Level 4	2.5000 Level 5	5.0000 Level 6	Curve	Coefficients b	m1	m2	%RSD or R^2	
	7.5000 Level 7	10.0000 Level 8	12.5000 Level 9									
120 Di-n-Butylphthalate	+++++	1.22093	1.24497	1.24979	1.30665	1.28900						
	1.11621	1.04984	1.08946				AVRG		1.19585		8.11281	<-
121 4-Nitroquinoline 1-oxide	+++++	+++++	+++++	29720	119693	248515						
	517658	675378	582329				QUAD	0.37201	9.72202	-1.78685	0.99531	<-
122 Methapyrilene	+++++	0.21388	0.29788	0.29673	0.31981	0.35220						
	0.31840	0.32446	0.36327				AVRG		0.31083		14.66869	<-
123 Fluoranthene	1.18136	1.07352	1.07248	1.06826	1.10419	1.10408						
	1.09657	1.08962	1.05983				AVRG		1.09443		3.32196	
124 Benzidine	+++++	0.44726	0.50113	0.53589	0.59896	0.57896						
	0.57815	0.63714	0.60355				AVRG		0.56013		11.04862	<-
125 Pyrene	0.97955	1.00880	1.02383	0.99639	1.02394	0.98059						
	0.97834	0.96509	0.90538				AVRG		0.98466		3.68756	
126 Aramite 1	+++++	0.03402	0.03519	0.03818	0.04233	0.04461						
	0.04395	0.04871	0.04705				AVRG		0.04176		12.97533	<-

TestAmerica North Canton

INITIAL CALIBRATION DATA

Start Cal Date : 01-MAR-2010 15:23
End Cal Date : 01-MAR-2010 20:53
Quant Method : ISTD
Origin : Included
Target Version : 4.14
Integrator : HP RTE
Method file : \\cansvr11\dd\chem\MSS\a4hp7.i\00301a.b\8270C-625.m
Last Edit : 02-Mar-2010 09:11 gruberj

Compound	0.0500000 Level 1	0.2500000 Level 2	0.5000000 Level 3	1.0000 Level 4	2.5000 Level 5	5.0000 Level 6	Curve	Coefficients b	m1	m2	%RSD or R^2	
	7.5000 Level 7	10.0000 Level 8	12.5000 Level 9									
M 191 Aramite, Total	+++++	0.37315	0.39918	0.44159	0.47638	0.56615						
	0.52283	0.58708	0.53573				AVRG		0.48776		16.02800	<-
127 Aramite 2	+++++	0.06167	0.06592	0.07149	0.07592	0.07929						
	0.08010	0.09016	0.08639				AVRG		0.07637		12.73577	<-
128 p-Dimethylamino azobenzene	+++++	0.15314	0.16693	0.17557	0.18967	0.20162						
	0.20797	0.23170	0.23028				AVRG		0.19461		14.72467	<-
129 p-Chlorobenzilate	+++++	0.30409	0.33198	0.33044	0.33198	0.34629						
	0.33641	0.36609	0.36234				AVRG		0.33870		5.82888	<-
130 Famphur	+++++	0.07429	0.12944	0.15438	0.12826	0.06908						
	0.01809	0.01341	0.01205				AVRG		0.07488		76.77120	<-
131 Butylbenzylphthalate	+++++	0.46200	0.47099	0.47715	0.49581	0.47535						
	0.46959	0.51236	0.50509				AVRG		0.48354		3.80483	<-
132 3,3'-Dimethylbenzidine	+++++	53242	143317	355895	838086	1177438						
	1634404	1674958	1391861				QUAD	0.08654	1.00452	2.10493	0.99759	<-

TestAmerica North Canton

INITIAL CALIBRATION DATA

Start Cal Date : 01-MAR-2010 15:23
End Cal Date : 01-MAR-2010 20:53
Quant Method : ISTD
Origin : Included
Target Version : 4.14
Integrator : HP RTE
Method file : \\cansvr11\dd\chem\MSS\a4hp7.i\00301a.b\8270C-625.m
Last Edit : 02-Mar-2010 09:11 gruberj

Compound	0.0500000 Level 1	0.2500000 Level 2	0.5000000 Level 3	1.0000 Level 4	2.5000 Level 5	5.0000 Level 6	Curve	Coefficients b	m1	m2	%RSD or R^2	
	7.5000 Level 7	10.0000 Level 8	12.5000 Level 9									
133 3,3'-Dimethoxybenzidine	+++++	0.16972	0.18910	0.21009	0.22811	0.20459						
	0.20078	0.22598	0.20565				AVRG		0.20425		9.27311	<-
134 2-Acetylaminofluorene	+++++	+++++	102008	270906	743268	1564223						
	2645676	3363140	2960101				QUAD	0.11010	2.17714	-0.08780	0.99808	<-
135 3,3'-Dichlorobenzidine	+++++	0.33089	0.33608	0.34869	0.36082	0.35783						
	0.35633	0.39384	0.38902				AVRG		0.35919		6.26812	<-
136 Benzo(a)Anthracene	1.11660	0.97799	0.98136	0.94274	0.97724	0.93558						
	0.94913	1.03657	0.96815				AVRG		0.98726		5.75795	
137 Chrysene	0.92868	0.94246	0.93553	0.91931	0.94590	0.89998						
	0.88377	0.91389	0.89104				AVRG		0.91784		2.44817	
138 4,4'-Methylene bis(o-chloroan	+++++	0.16080	0.17336	0.17502	0.18923	0.18550						
	0.18684	0.20938	0.20602				AVRG		0.18577		8.80622	<-
139 bis(2-ethylhexyl)Phthalate	+++++	0.65815	0.69123	0.68297	0.70901	0.66657						
	0.66505	0.72445	0.70695				AVRG		0.68805		3.49217	<-

TestAmerica North Canton

INITIAL CALIBRATION DATA

Start Cal Date : 01-MAR-2010 15:23
End Cal Date : 01-MAR-2010 20:53
Quant Method : ISTD
Origin : Included
Target Version : 4.14
Integrator : HP RTE
Method file : \\cansvr11\dd\chem\MSS\a4hp7.i\00301a.b\8270C-625.m
Last Edit : 02-Mar-2010 09:11 gruberj

Compound	0.0500000 Level 1	0.2500000 Level 2	0.5000000 Level 3	1.0000 Level 4	2.5000 Level 5	5.0000 Level 6	Curve	Coefficients b	m1	m2	%RSD or R^2	
	7.5000 Level 7	10.0000 Level 8	12.5000 Level 9									
140 Di-n-octylphthalate	+++++	1.08720	1.14642	1.19425	1.29913	1.24600						
	1.21162	1.25808	1.16498				AVRG		1.20096		5.65612	<-
141 Benzo(b)fluoranthene	0.89557	0.91303	0.93824	1.00902	1.01364	0.99009						
	1.00703	1.08102	1.22078				AVRG		1.00760		9.76747	
142 Benzo(k)fluoranthene	1.15520	1.11763	1.09448	1.03110	1.11856	1.10382						
	1.08946	1.22825	1.08247				AVRG		1.11344		4.89202	
143 7,12-dimethylbenz[a]anthracen	+++++	0.41341	0.44742	0.44139	0.44805	0.49194						
	0.49465	0.53331	0.53152				AVRG		0.47521		9.30155	<-
144 Hexachlorophene	+++++	+++++	+++++	+++++	+++++	+++++						
	+++++	+++++	+++++				AVRG		0.000e+000		0.000e+000	<-
145 Hexachlorophene product	+++++	+++++	+++++	+++++	+++++	+++++						
	+++++	+++++	+++++				AVRG		0.000e+000		0.000e+000	<-
146 Benzo(a)pyrene	0.93418	0.91973	0.90146	0.89725	0.96676	0.96201						
	0.96683	1.06505	1.05074				AVRG		0.96267		6.24953	

TestAmerica North Canton

INITIAL CALIBRATION DATA

Start Cal Date : 01-MAR-2010 15:23
End Cal Date : 01-MAR-2010 20:53
Quant Method : ISTD
Origin : Included
Target Version : 4.14
Integrator : HP RTE
Method file : \\cansvr11\dd\chem\MSS\a4hp7.i\00301a.b\8270C-625.m
Last Edit : 02-Mar-2010 09:11 gruberj

Compound	0.0500000 Level 1	0.2500000 Level 2	0.5000000 Level 3	1.0000 Level 4	2.5000 Level 5	5.0000 Level 6	7.5000 Level 7	10.0000 Level 8	12.5000 Level 9	Curve	Coefficients b	m1	m2	%RSD or R^2	
148 3-Methylcholanthrene	+++++	0.40174	0.43791	0.46126	0.48013	0.53909	0.54781	0.59984	0.59230	AVRG		0.50751		14.37486	<-
149 Indeno(1,2,3-cd)pyrene	0.95413	0.97802	1.03241	1.04044	1.10608	1.08255	1.08252	1.18696	1.19403	AVRG		1.07302		7.71104	
150 Dibenz(a,h)anthracene	0.75955	0.84442	0.82591	0.85939	0.93473	0.91254	0.91227	0.99774	1.00173	AVRG		0.89425		8.93506	
151 Benzo(g,h,i)perylene	0.79048	0.79716	0.81405	0.84182	0.90684	0.88513	0.88900	0.97733	0.98931	AVRG		0.87679		8.34599	
230 2-Chloroacetophenone	+++++	53726	134959	332217	934337	1687363	3088097	3883777	3398272	QUAD	0.07944	1.78611	-0.03973	0.99709	<-
199 3-Picoline	+++++	1.34455	1.38732	1.37442	1.36676	1.36584	1.37921	1.48174	1.43898	AVRG		1.39235		3.24925	<-
200 N,N-Dimethylacetamide	+++++	1.42240	1.58848	1.47352	1.41273	1.50298	1.39225	1.48335	1.37221	AVRG		1.45599		4.84956	<-

TestAmerica North Canton

INITIAL CALIBRATION DATA

Start Cal Date : 01-MAR-2010 15:23
End Cal Date : 01-MAR-2010 20:53
Quant Method : ISTD
Origin : Included
Target Version : 4.14
Integrator : HP RTE
Method file : \\cansvr11\dd\chem\MSS\a4hp7.i\00301a.b\8270C-625.m
Last Edit : 02-Mar-2010 09:11 gruberj

Compound	0.0500000 Level 1	0.2500000 Level 2	0.5000000 Level 3	1.0000 Level 4	2.5000 Level 5	5.0000 Level 6	Curve	Coefficients b	m1	m2	%RSD or R^2	
	7.5000 Level 7	10.0000 Level 8	12.5000 Level 9									
201 Quinoline	+++++	+++++	+++++	+++++	+++++	+++++	AVRG		0.000e+000		0.000e+000	<-
	+++++	+++++	+++++									
202 Diphenyl	+++++	+++++	+++++	+++++	+++++	+++++	AVRG		0.000e+000		0.000e+000	<-
	+++++	+++++	+++++									
203 Diphenyl ether	+++++	+++++	+++++	+++++	+++++	+++++	AVRG		0.000e+000		0.000e+000	<-
	+++++	+++++	+++++									
204 6-Methylchrysene	+++++	+++++	+++++	+++++	+++++	+++++	AVRG		0.000e+000		0.000e+000	<-
	+++++	+++++	+++++									
205 Benzenethiol	+++++	+++++	+++++	+++++	+++++	+++++	AVRG		0.000e+000		0.000e+000	<-
	+++++	+++++	+++++									
207 Indene	+++++	+++++	+++++	+++++	+++++	+++++	AVRG		0.000e+000		0.000e+000	<-
	+++++	+++++	+++++									
208 Dibenz(a,j)acridine	+++++	+++++	+++++	+++++	+++++	+++++	AVRG		0.000e+000		0.000e+000	<-
	+++++	+++++	+++++									

TestAmerica North Canton

INITIAL CALIBRATION DATA

Start Cal Date : 01-MAR-2010 15:23
End Cal Date : 01-MAR-2010 20:53
Quant Method : ISTD
Origin : Included
Target Version : 4.14
Integrator : HP RTE
Method file : \\cansvr11\dd\chem\MSS\a4hp7.i\00301a.b\8270C-625.m
Last Edit : 02-Mar-2010 09:11 gruberj

Compound	0.0500000 Level 1	0.2500000 Level 2	0.5000000 Level 3	1.0000 Level 4	2.5000 Level 5	5.0000 Level 6	Curve	Coefficients b	m1	m2	%RSD or R^2	
	7.5000 Level 7	10.0000 Level 8	12.5000 Level 9									
214 Dibenz(a,h)acridine	+++++	+++++	+++++	+++++	+++++	+++++						
	+++++	+++++	+++++				AVRG		0.000e+000		0.000e+000	<-
209 Benzaldehyde	+++++	43208	79204	149232	362667	763852						
	988706	1102108	+++++				QUAD	0.01816	0.85101	0.21845	0.99468	<-
210 Caprolactam	+++++	0.07909	0.08573	0.09658	0.10563	0.10416						
	0.10545	0.11430	0.12142				AVRG		0.10154		13.80302	<-
211 1,1'-Biphenyl	+++++	1.36886	1.33295	1.34183	1.39391	1.36071						
	1.37459	1.48188	1.44359				AVRG		1.38729		3.69441	<-
212 Atrazine	+++++	0.11336	0.12766	0.12607	0.12597	0.13090						
	0.12804	0.13042	0.12526				AVRG		0.12596		4.35510	<-
220 Diphenyl Thiourea	+++++	+++++	+++++	+++++	+++++	+++++						
	+++++	+++++	+++++				AVRG		0.000e+000		0.000e+000	<-
216 1,3-Diethyl-2-Thiourea	+++++	+++++	+++++	+++++	+++++	+++++						
	+++++	+++++	+++++				AVRG		0.000e+000		0.000e+000	<-

TestAmerica North Canton

INITIAL CALIBRATION DATA

Start Cal Date : 01-MAR-2010 15:23
End Cal Date : 01-MAR-2010 20:53
Quant Method : ISTD
Origin : Included
Target Version : 4.14
Integrator : HP RTE
Method file : \\cansvr11\dd\chem\MSS\a4hp7.i\00301a.b\8270C-625.m
Last Edit : 02-Mar-2010 09:11 gruberj

Compound	0.0500000 Level 1	0.2500000 Level 2	0.5000000 Level 3	1.0000 Level 4	2.5000 Level 5	5.0000 Level 6	Curve	Coefficients b	m1	m2	%RSD or R^2	
	7.5000 Level 7	10.0000 Level 8	12.5000 Level 9									
218 1,1,3,3-Tetramethyl-2-Thioure	+++++	+++++	+++++	+++++	+++++	+++++						
	+++++	+++++	+++++				AVRG		0.000e+000		0.000e+000	<-
217 1,3-Dibutyl-2-Thiourea	+++++	+++++	+++++	+++++	+++++	+++++						
	+++++	+++++	+++++				AVRG		0.000e+000		0.000e+000	<-
215 bis(2-Chloroethoxy) ethane	+++++	+++++	+++++	+++++	+++++	+++++						
	+++++	+++++	+++++				AVRG		0.000e+000		0.000e+000	<-
221 Hexabromobenzene	+++++	+++++	+++++	+++++	+++++	+++++						
	+++++	+++++	+++++				AVRG		0.000e+000		0.000e+000	<-
219 o-Benzyl Phenol	+++++	+++++	+++++	+++++	+++++	+++++						
	+++++	+++++	+++++				AVRG		0.000e+000		0.000e+000	<-
223 1,2-bis(2-chloroethoxy)ethane	+++++	+++++	+++++	+++++	+++++	+++++						
	+++++	+++++	+++++				AVRG		0.000e+000		0.000e+000	<-
224 Benzothiazole	+++++	+++++	+++++	+++++	+++++	+++++						
	+++++	+++++	+++++				AVRG		0.000e+000		0.000e+000	<-

TestAmerica North Canton

INITIAL CALIBRATION DATA

Start Cal Date : 01-MAR-2010 15:23
End Cal Date : 01-MAR-2010 20:53
Quant Method : ISTD
Origin : Included
Target Version : 4.14
Integrator : HP RTE
Method file : \\cansvr11\dd\chem\MSS\a4hp7.i\00301a.b\8270C-625.m
Last Edit : 02-Mar-2010 09:11 gruberj

Compound	0.0500000 Level 1	0.2500000 Level 2	0.5000000 Level 3	1.0000 Level 4	2.5000 Level 5	5.0000 Level 6	Curve	Coefficients b	m1	m2	%RSD or R^2	
	7.5000 Level 7	10.0000 Level 8	12.5000 Level 9									
225 1,3-Dimethyl-2-Thiourea	+++++	+++++	+++++	+++++	+++++	+++++						
	+++++	+++++	+++++				AVRG		0.000e+000		0.000e+000	<-
226 Methyl parathion	+++++	19833	47960	136993	371509	666978						
	1060313	1362544	1225993				QUAD	0.02161	4.77288	-0.26359	0.99651	<-
227 Parathion	+++++	+++++	0.11640	0.12914	0.13841	0.15144						
	0.14575	0.16002	0.15345				AVRG		0.14209		10.72081	<-
228 Isodrin	+++++	0.11456	0.10784	0.10467	0.10022	0.10484						
	0.09736	0.10424	0.10320				AVRG		0.10462		4.89417	<-
229 Kepone	+++++	+++++	+++++	+++++	+++++	+++++						
	+++++	+++++	+++++				AVRG		0.000e+000		0.000e+000	<-
231 Acrylamide	+++++	+++++	+++++	+++++	+++++	+++++						
	+++++	+++++	+++++				AVRG		0.000e+000		0.000e+000	<-
232 2-Methylcyclohexanone	+++++	0.75626	0.77858	0.81198	0.82479	0.78675						
	0.77650	0.88324	0.80697				AVRG		0.80313		4.88082	<-

582

TestAmerica North Canton

INITIAL CALIBRATION DATA

Start Cal Date : 01-MAR-2010 15:23
End Cal Date : 01-MAR-2010 20:53
Quant Method : ISTD
Origin : Included
Target Version : 4.14
Integrator : HP RTE
Method file : \\cansvr11\dd\chem\MSS\a4hp7.i\00301a.b\8270C-625.m
Last Edit : 02-Mar-2010 09:11 gruberj

Compound	0.0500000 Level 1	0.2500000 Level 2	0.5000000 Level 3	1.0000 Level 4	2.5000 Level 5	5.0000 Level 6	Curve	Coefficients b	m1	m2	%RSD or R^2	
	7.5000 Level 7	10.0000 Level 8	12.5000 Level 9									
233 3-Methylcyclohexanone	+++++	1.31807	1.29861	1.33238	1.34527	1.31276						
	1.27547	1.45533	1.34327				AVRG		1.33514		4.03433	<-
234 4-Methylcyclohexanone	+++++	1.21672	1.27848	1.32639	1.31498	1.22787						
	1.23578	1.39028	1.30868				AVRG		1.28740		4.60489	<-
235 Tributyl phosphate	+++++	1.37540	1.48067	1.56614	1.49890	1.59501						
	1.56311	1.65963	1.68729				AVRG		1.55327		6.49048	<-
236 Phenyl sulfone	+++++	+++++	+++++	+++++	+++++	+++++						
	+++++	+++++	+++++				AVRG		0.000e+000		0.000e+000	<-
237 3,4-Dichloronitrobenzene	+++++	+++++	+++++	+++++	+++++	+++++						
	+++++	+++++	+++++				AVRG		0.000e+000		0.000e+000	<-
239 N-methyl-pyrrolidone	+++++	+++++	+++++	+++++	+++++	+++++						
	+++++	+++++	+++++				AVRG		0.000e+000		0.000e+000	<-
$ 154 Nitrobenzene-d5	0.36096	0.36449	0.34847	0.35719	0.35939	0.34107						
	0.33962	0.35852	0.35331				AVRG		0.35367		2.49365	

TestAmerica North Canton

INITIAL CALIBRATION DATA

Start Cal Date : 01-MAR-2010 15:23
End Cal Date : 01-MAR-2010 20:53
Quant Method : ISTD
Origin : Included
Target Version : 4.14
Integrator : HP RTE
Method file : \\cansvr11\dd\chem\MSS\a4hp7.i\00301a.b\8270C-625.m
Last Edit : 02-Mar-2010 09:11 gruberj

Compound	0.0500000 Level 1	0.2500000 Level 2	0.5000000 Level 3	1.0000 Level 4	2.5000 Level 5	5.0000 Level 6	Curve	Coefficients b	m1	m2	%RSD or R^2	
	7.5000 Level 7	10.0000 Level 8	12.5000 Level 9									
$ 155 2-Fluorobiphenyl	1.05794	1.09154	1.09815	1.11430	1.14982	1.12630						
	1.14530	1.23063	1.19382				AVRG		1.13420		4.68761	
$ 156 Terphenyl-d14	0.63176	0.60014	0.60145	0.59338	0.61960	0.61229						
	0.61131	0.66350	0.64946				AVRG		0.62032		3.81458	
$ 157 Phenol-d5	1.21870	1.39957	1.42799	1.44246	1.55250	1.51112						
	1.53090	1.69015	1.69312				AVRG		1.49628		9.88106	
$ 158 2-Fluorophenol	1.07960	1.16583	1.08939	1.10851	1.18272	1.08031						
	1.14689	1.23177	1.20504				AVRG		1.14334		4.97227	
$ 159 2,4,6-Tribromophenol	+++++	0.11090	0.12842	0.12665	0.13409	0.13944						
	0.14889	0.15990	0.17125				AVRG		0.13994		13.89176	
$ 186 2-Chlorophenol-d4	+++++	1.09743	1.10420	1.11358	1.20110	1.15759						
	1.16837	1.29628	1.26231				AVRG		1.17511		6.28328	<-
$ 187 1,2-Dichlorobenzene-d4	+++++	0.80288	0.77751	0.77075	0.80085	0.78177						
	0.78272	0.86635	0.85024				AVRG		0.80413		4.40695	

TestAmerica North Canton

INITIAL CALIBRATION DATA

Start Cal Date : 01-MAR-2010 15:23
End Cal Date : 01-MAR-2010 20:53
Quant Method : ISTD
Origin : Included
Target Version : 4.14
Integrator : HP RTE
Method file : \\cansvr11\dd\chem\MSS\a4hp7.i\00301a.b\8270C-625.m
Last Edit : 02-Mar-2010 09:11 gruberj

Curve	Formula	Units
Averaged	Amt = Rsp/m1	Response
Quad	Amt = b + m1*Rsp + m2*Rsp^2	Response

TestAmerica North Canton

Semivolatile REPORT SW-846 Method 8270

Data file : \\cansvr11\dd\chem\MSS\a4hp7.i\00301a.b\7SH0301.D
Lab Smp Id: l7
Inj Date : 01-MAR-2010 17:40
Operator : 001710 Inst ID: a4hp7.i
Smp Info : l7,00301a.b,8270C-625,1-827042d.sub,1,,7
Misc Info :
Comment   :
Method   : \\cansvr11\dd\chem\MSS\a4hp7.i\00301a.b\8270C-625.m
Meth Date : 02-Mar-2010 10:10 a4hp7.i Quant Type: ISTD
Cal Date : 01-MAR-2010 18:57 Cal File: 7AHH0301.D
Als bottle: 9 Calibration Sample, Level: 7
Dil Factor: 1.00000
Integrator: HP RTE Compound Sublist: 1-827042d.sub
Target Version: 4.14
Processing Host: CANPMSSV01

	Compounds	QUANT SIG MASS	RT	EXP RT	REL RT	RESPONSE	AMOUNTS CAL-AMT (NG)	ON-COL (NG)	
*	1 1,4-Dichlorobenzene-d4	152	3.476	3.476	(1.000)	398111	2.00000		(Q)
*	2 Naphthalene-d8	136	4.369	4.369	(1.000)	1681100	2.00000		
*	3 Acenaphthene-d10	164	5.637	5.637	(1.000)	896733	2.00000		
*	4 Phenanthrene-d10	188	6.717	6.717	(1.000)	1451539	2.00000		
*	5 Chrysene-d12	240	8.675	8.675	(1.000)	1721087	2.00000		
*	6 Perylene-d12	264	10.044	10.044	(1.000)	1580717	2.00000		
	9 Pyridine	79	1.882	1.882	(0.542)	1836559	7.50000	7.1805	
	10 N-Nitrosodimethylamine	74	1.850	1.850	(0.532)	1054278	7.50000	7.1439	
	11 Ethyl methacrylate	69	2.086	2.086	(0.600)	1585022	7.50000	7.0975	
	12 3-Chloropropionitrile	54	2.246	2.246	(0.646)	1227404	7.50000	7.0490	
	13 Malononitrile	66	2.385	2.385	(0.686)	2430363	7.50000	7.3759	
	209 Benzaldehyde	77	3.182	3.182	(0.915)	988706	7.50000	6.9580	
	21 Aniline	93	3.252	3.252	(0.935)	2929956	7.50000	7.1976	
	22 Phenol	94	3.198	3.198	(0.920)	2401554	7.50000	7.4912	
	23 bis(2-Chloroethyl)ether	93	3.273	3.273	(0.942)	1998383	7.50000	7.0624	
	24 2-Chlorophenol	128	3.337	3.337	(0.960)	1893163	7.50000	7.4131	
	26 1,3-Dichlorobenzene	146	3.444	3.444	(0.991)	1924470	7.50000	7.2410	
	27 1,4-Dichlorobenzene	146	3.487	3.487	(1.003)	1890247	7.50000	7.2373	
	28 1,2-Dichlorobenzene	146	3.599	3.599	(1.035)	1863583	7.50000	7.3363	
	29 Benzyl Alcohol	108	3.551	3.551	(1.022)	1259533	7.50000	7.5074	
	30 2-Methylphenol	108	3.610	3.610	(1.038)	1702927	7.50000	7.6494	
	31 bis(2-Chloroisopropyl)ether	45	3.637	3.637	(1.046)	3134778	7.50000	7.0040	
	37 Acetophenone	105	3.738	3.738	(1.075)	2580087	7.50000	7.2939	
	32 N-Nitroso-di-n-propylamine	70	3.733	3.733	(1.074)	1415772	7.50000	7.2835	
	192 4-Methylphenol	108	3.717	3.717	(1.069)	1792990	7.50000	7.3254	
	34 Hexachloroethane	117	3.835	3.835	(1.103)	752769	7.50000	7.2456	
	35 Nitrobenzene	77	3.867	3.867	(0.885)	2027375	7.50000	7.3178	
	41 Isophorone	82	4.027	4.027	(0.922)	3844622	7.50000	7.4455	
	42 2-Nitrophenol	139	4.086	4.086	(0.935)	1068022	7.50000	7.7526	
	43 2,4-Dimethylphenol	107	4.086	4.086	(0.935)	1864534	7.50000	7.4102	
	44 bis(2-Chloroethoxy)methane	93	4.155	4.155	(0.951)	2274965	7.50000	7.4251	

46	2,4-Toluenediamene	121	5.188	5.188 (1.187)	799856	7.50000	7.0521
47	1,3,5-Trichlorobenzene	180	4.102	4.102 (0.939)	1588388	7.50000	7.3746

	Compounds	QUANT SIG MASS	RT	EXP RT	REL RT	RESPONSE	AMOUNTS CAL-AMT (NG)	AMOUNTS ON-COL (NG)
48	2,4-Dichlorophenol	162	4.252	4.252	(0.973)	1385568	7.50000	7.4711
49	Benzoic Acid	122	4.193	4.193	(0.960)	3012818	15.0000	15.297(H)
50	1,2,4-Trichlorobenzene	180	4.321	4.321	(0.989)	1540910	7.50000	7.3134
51	Naphthalene	128	4.385	4.385	(1.004)	5568595	7.50000	7.4490
52	4-Chloroaniline	127	4.401	4.401	(1.007)	2238658	7.50000	8.0992
56	Hexachlorobutadiene	225	4.466	4.466	(1.022)	819229	7.50000	7.4824
210	Caprolactam	113	4.669	4.669	(1.069)	664770	7.50000	7.7884(H)
57	1,2,3-Trichlorobenzene	180	4.487	4.487	(1.027)	1457741	7.50000	7.4636
59	4-Chloro-3-Methylphenol	107	4.733	4.733	(1.083)	1705256	7.50000	7.8874
62	2-Methylnaphthalene	142	4.872	4.872	(1.115)	3135888	7.50000	7.7581
63	1-Methylnaphthalene	142	4.947	4.947	(1.132)	3574170	7.50000	7.5631
64	Hexachlorocyclopentadiene	237	4.990	4.990	(0.885)	983941	7.50000	7.7479
66	2,4,6-Trichlorophenol	196	5.070	5.070	(0.899)	1032924	7.50000	8.0269
67	2,4,5-Trichlorophenol	196	5.102	5.102	(0.905)	1120978	7.50000	7.7726
211	1,1'-Biphenyl	154	5.204	5.204	(0.923)	4622392	7.50000	7.4313
68	1,2,3,5-Tetrachlorobenzene	216	4.990	4.990	(0.885)	1534399	7.50000	7.5013
70	2-Chloronaphthalene	162	5.231	5.231	(0.928)	3373249	7.50000	7.5064
73	2-Nitroaniline	65	5.289	5.289	(0.938)	1168463	7.50000	7.4552
74	1,2,3,4-Tetrachlorobenzene	216	5.204	5.204	(0.923)	1385105	7.50000	7.4764
76	Dimethylphthalate	163	5.402	5.402	(0.958)	3877445	7.50000	7.4219
78	2,6-Dinitrotoluene	165	5.455	5.455	(0.968)	944508	7.50000	7.8058
79	Acenaphthylene	152	5.535	5.535	(0.982)	5555719	7.50000	7.4761
80	1,2-Dinitrobenzene	168	5.503	5.503	(0.976)	463688	7.50000	7.7626
81	3-Nitroaniline	138	5.584	5.584	(0.991)	1044273	7.50000	7.4301
82	Acenaphthene	153	5.664	5.664	(1.005)	3619431	7.50000	7.3465
83	2,4-Dinitrophenol	184	5.658	5.658	(1.004)	1522765	15.0000	14.803
85	4-Nitrophenol	109	5.685	5.685	(1.009)	520938	7.50000	7.4593(H)
86	Dibenzofuran	168	5.787	5.787	(1.027)	4858198	7.50000	7.5253
87	2,4-Dinitrotoluene	165	5.749	5.749	(1.020)	1272562	7.50000	7.6421
91	2,3,5,6-Tetrachlorophenol	232	5.835	5.835	(1.035)	967828	7.50000	7.8928
93	Diethylphthalate	149	5.910	5.910	(1.048)	3987591	7.50000	7.2974
94	Fluorene	166	6.033	6.033	(1.070)	4102335	7.50000	7.3915
95	4-Chlorophenyl-phenylether	204	6.011	6.011	(1.066)	1838104	7.50000	7.4895
96	4-Nitroaniline	138	6.033	6.033	(1.070)	1115890	7.50000	7.7147
98	4,6-Dinitro-2-methylphenol	198	6.049	6.049	(0.900)	795198	7.50000	7.4856
99	N-Nitrosodiphenylamine	169	6.097	6.097	(0.908)	2996059	7.50000	7.3940
100	1,2-Diphenylhydrazine	77	6.129	6.129	(0.912)	4371562	7.50000	7.2047
106	4-Bromophenyl-phenylether	248	6.370	6.370	(0.948)	1078534	7.50000	7.5362
107	Hexachlorobenzene	284	6.445	6.445	(0.959)	1041631	7.50000	7.5081
212	Atrazine	200	6.461	6.461	(0.962)	696963	7.50000	7.6239
111	Pentachlorophenol	266	6.578	6.578	(0.979)	1620978	15.0000	15.253
115	Phenanthrene	178	6.739	6.739	(1.003)	5703199	7.50000	7.2728
116	Anthracene	178	6.776	6.776	(1.009)	5693398	7.50000	7.2086
119	Carbazole	167	6.878	6.878	(1.024)	5588117	7.50000	7.3981
120	Di-n-Butylphthalate	149	7.087	7.087	(1.055)	6075817	7.50000	7.0005
123	Fluoranthene	202	7.605	7.605	(1.132)	5968916	7.50000	7.5146
124	Benzidine	184	7.680	7.680	(0.885)	3731452	7.50000	7.7413
125	Pyrene	202	7.782	7.782	(0.897)	6314274	7.50000	7.4519
131	Butylbenzylphthalate	149	8.188	8.188	(0.944)	3030775	7.50000	7.2836
133	3,3'-Dimethoxybenzidine	244	8.584	8.584	(0.990)	1295833	7.50000	7.3724
135	3,3'-Dichlorobenzidine	252	8.622	8.622	(0.994)	2299800	7.50000	7.4404
136	Benzo(a)Anthracene	228	8.664	8.664	(0.999)	6125742	7.50000	7.2103

137 Chrysene	228	8.696	8.696 (1.002)	5703916	7.50000	7.2216
138 4,4'-Methylene bis(o-chloroan	231	8.616	8.616 (0.993)	1205865	7.50000	7.5432

	Compounds	QUANT SIG MASS	RT	EXP RT	REL RT	RESPONSE	AMOUNTS CAL-AMT (NG)	AMOUNTS ON-COL (NG)
139	bis(2-ethylhexyl)Phthalate	149	8.595	8.595	(0.991)	4292293	7.50000	7.2493
140	Di-n-octylphthalate	149	9.114	9.114	(0.907)	7182095	7.50000	7.5666
141	Benzo(b)fluoranthene	252	9.627	9.627	(0.958)	5969352	7.50000	7.4957
142	Benzo(k)fluoranthene	252	9.654	9.654	(0.961)	6457980	7.50000	7.3385
146	Benzo(a)pyrene	252	9.991	9.991	(0.995)	5731045	7.50000	7.5324
149	Indeno(1,2,3-cd)pyrene	276	11.547	11.547	(1.150)	6416819	7.50000	7.5664
150	Dibenz(a,h)anthracene	278	11.547	11.547	(1.150)	5407648	7.50000	7.6511
151	Benzo(g,h,i)perylene	276	11.991	11.991	(1.194)	5269708	7.50000	7.6044
198	1,4-Dioxane	88	1.690	1.690	(0.486)	665239	7.50000	6.9123
$ 154	Nitrobenzene-d5	82	3.851	3.851	(0.881)	2140991	7.50000	7.2020
$ 155	2-Fluorobiphenyl	172	5.129	5.129	(0.910)	3851342	7.50000	7.5734
$ 156	Terphenyl-d14	244	7.857	7.857	(0.906)	3945447	7.50000	7.3910
$ 157	Phenol-d5	99	3.187	3.187	(0.917)	2285507	7.50000	7.6735
$ 158	2-Fluorophenol	112	2.610	2.610	(0.751)	1712210	7.50000	7.5233
$ 159	2,4,6-Tribromophenol	330	6.209	6.209	(1.102)	500678	7.50000	7.9795
$ 186	2-Chlorophenol-d4	132	3.326	3.326	(0.957)	1744273	7.50000	7.4570
$ 187	1,2-Dichlorobenzene-d4	152	3.589	3.589	(1.032)	1168538	7.50000	7.3003
M 195	Cresols, total	100				3495917	7.50000	
101	Diphenylamine	169	6.097	6.097	(0.908)	2996059	7.50000	7.3940

QC Flag Legend

Q - Qualifier signal failed the ratio test.
H - Operator selected an alternate compound hit.

TestAmerica North Canton

INTERNAL STANDARD COMPOUNDS
AREA AND RT SUMMARY

Instrument ID: a4hp7.i
Lab File ID: 7SH0301.D
Lab Smp Id: l7
Analysis Type: SV
Quant Type: ISTD
Operator: 001710
Method File: \\cansvr11\dd\chem\MSS\a4hp7.i\00301a.b\8270C-625.m
Misc Info:

Calibration Date: 01-MAR-2010
Calibration Time: 17:59
Level:
Sample Type:

		AREA LIMIT			
COMPOUND	STANDARD	LOWER	UPPER	SAMPLE	%DIFF
1 1,4-Dichlorobenze	372908	186454	745816	398111	6.76
2 Naphthalene-d8	1563613	781807	3127226	1681100	7.51
3 Acenaphthene-d10	831448	415724	1662896	896733	7.85
4 Phenanthrene-d10	1312591	656296	2625182	1451539	10.59
5 Chrysene-d12	1565944	782972	3131888	1721087	9.91
6 Perylene-d12	1416519	708260	2833038	1580717	11.59

		RT LIMIT			
COMPOUND	STANDARD	LOWER	UPPER	SAMPLE	%DIFF
1 1,4-Dichlorobenze	3.48	2.98	3.98	3.48	0.00
2 Naphthalene-d8	4.37	3.87	4.87	4.37	0.00
3 Acenaphthene-d10	5.64	5.14	6.14	5.64	0.00
4 Phenanthrene-d10	6.72	6.22	7.22	6.72	0.00
5 Chrysene-d12	8.67	8.17	9.17	8.68	0.06
6 Perylene-d12	10.04	9.54	10.54	10.04	0.00

AREA UPPER LIMIT = +100% of internal standard area.
AREA LOWER LIMIT = - 50% of internal standard area.
RT UPPER LIMIT = + 0.50 minutes of internal standard RT.
RT LOWER LIMIT = - 0.50 minutes of internal standard RT.

Data File: \\cansvr11\dd\chem\MSS\a4hp7.i\00301a.b\7SH0301.D

Page 1

Date : 01-MAR-2010 17:40

Client ID:

Instrument: a4hp7.i

Sample Info: 17,00301a.b,8270C-625,1-827042d.sub,1,,7

Operator: 001710

Column phase: db5.625

Column diameter: 0.32

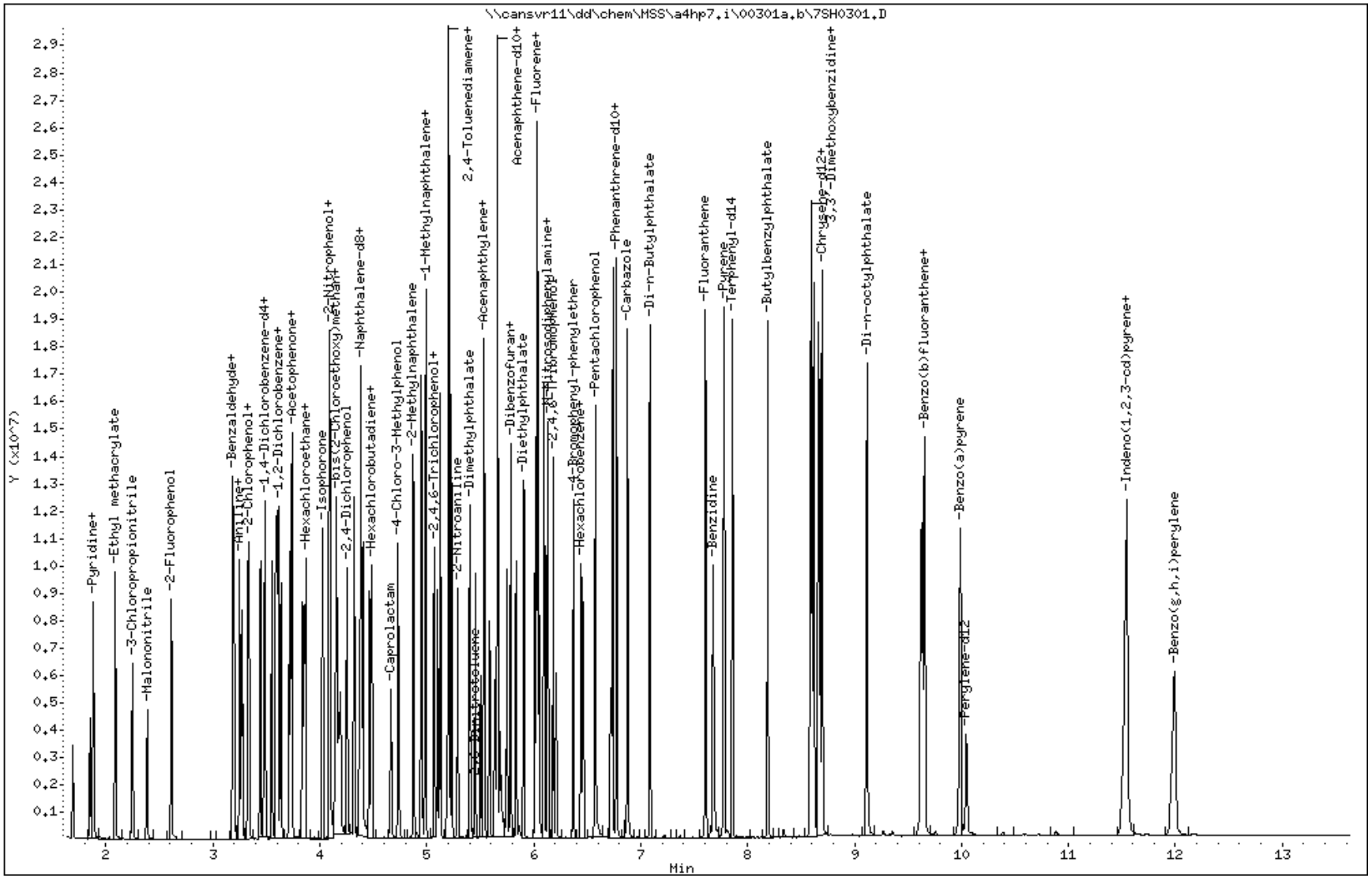

TestAmerica North Canton

Semivolatile REPORT SW-846 Method 8270

Data file : \\cansvr11\dd\chem\MSS\a4hp7.i\00301a.b\7SHH0301.D
Lab Smp Id: l8
Inj Date : 01-MAR-2010 17:20
Operator : 001710   Inst ID: a4hp7.i
Smp Info : l8,00301a.b,8270C-625,1-827042d.sub,1,,8
Misc Info :
Comment   :
Method   : \\cansvr11\dd\chem\MSS\a4hp7.i\00301a.b\8270C-625.m
Meth Date : 02-Mar-2010 10:09 a4hp7.i   Quant Type: ISTD
Cal Date : 01-MAR-2010 18:38   Cal File: 7AHHH0301.D
Als bottle: 8   Calibration Sample, Level: 8
Dil Factor: 1.00000
Integrator: HP RTE   Compound Sublist: 1-827042d.sub
Target Version: 4.14
Processing Host: CANPMSSV01

		QUANT SIG					AMOUNTS CAL-AMT	AMOUNTS ON-COL	
	Compounds	MASS	RT	EXP RT	REL RT	RESPONSE	(NG)	(NG)	
*	1 1,4-Dichlorobenzene-d4	152	3.476	3.476	(1.000)	339537	2.00000		(Q)
*	2 Naphthalene-d8	136	4.369	4.369	(1.000)	1454076	2.00000		
*	3 Acenaphthene-d10	164	5.637	5.637	(1.000)	770118	2.00000		
*	4 Phenanthrene-d10	188	6.717	6.717	(1.000)	1244847	2.00000		
*	5 Chrysene-d12	240	8.680	8.680	(1.000)	1456141	2.00000		
*	6 Perylene-d12	264	10.050	10.050	(1.000)	1337959	2.00000		
	9 Pyridine	79	1.882	1.882	(0.542)	2347042	10.0000	10.759	
	10 N-Nitrosodimethylamine	74	1.850	1.850	(0.532)	1326105	10.0000	10.536	
	11 Ethyl methacrylate	69	2.086	2.086	(0.600)	1981000	10.0000	10.401	
	12 3-Chloropropionitrile	54	2.246	2.246	(0.646)	1561244	10.0000	10.513	
	13 Malononitrile	66	2.390	2.390	(0.688)	2962424	10.0000	10.542	
	209 Benzaldehyde	77	3.182	3.182	(0.915)	1102108	10.0000	10.164	
	21 Aniline	93	3.252	3.252	(0.935)	3736474	10.0000	10.762	
	22 Phenol	94	3.198	3.198	(0.920)	3038720	10.0000	11.114	
	23 bis(2-Chloroethyl)ether	93	3.273	3.273	(0.942)	2671388	10.0000	11.069	
	24 2-Chlorophenol	128	3.337	3.337	(0.960)	2391035	10.0000	10.978	
	26 1,3-Dichlorobenzene	146	3.444	3.444	(0.991)	2421616	10.0000	10.683	
	27 1,4-Dichlorobenzene	146	3.487	3.487	(1.003)	2395685	10.0000	10.755	
	28 1,2-Dichlorobenzene	146	3.599	3.599	(1.035)	2337415	10.0000	10.789	
	29 Benzyl Alcohol	108	3.551	3.551	(1.022)	1578912	10.0000	11.034	
	30 2-Methylphenol	108	3.610	3.610	(1.038)	2166183	10.0000	11.409	
	31 bis(2-Chloroisopropyl)ether	45	3.637	3.637	(1.046)	3902234	10.0000	10.223	
	37 Acetophenone	105	3.744	3.744	(1.077)	3211158	10.0000	10.644	
	32 N-Nitroso-di-n-propylamine	70	3.733	3.733	(1.074)	1768284	10.0000	10.666	
	192 4-Methylphenol	108	3.717	3.717	(1.069)	2273997	10.0000	10.364	
	34 Hexachloroethane	117	3.835	3.835	(1.103)	960418	10.0000	10.839	
	35 Nitrobenzene	77	3.867	3.867	(0.885)	2512026	10.0000	10.483	
	41 Isophorone	82	4.027	4.027	(0.922)	4771813	10.0000	10.684	
	42 2-Nitrophenol	139	4.091	4.091	(0.936)	1325048	10.0000	11.120	
	43 2,4-Dimethylphenol	107	4.091	4.091	(0.936)	2312310	10.0000	10.233	
	44 bis(2-Chloroethoxy)methane	93	4.155	4.155	(0.951)	2805744	10.0000	10.587	

46	2,4-Toluenediamene	121	5.193	5.193 (1.188)	957634	10.0000	9.7614
47	1,3,5-Trichlorobenzene	180	4.102	4.102 (0.939)	1982293	10.0000	10.640

	Compounds	QUANT SIG MASS	RT	EXP RT	REL RT	RESPONSE	AMOUNTS CAL-AMT (NG)	ON-COL (NG)
48	2,4-Dichlorophenol	162	4.257	4.257	(0.974)	1719366	10.0000	10.294
49	Benzoic Acid	122	4.204	4.204	(0.962)	3710282	20.0000	20.250(MH)
50	1,2,4-Trichlorobenzene	180	4.321	4.321	(0.989)	1934905	10.0000	10.617
51	Naphthalene	128	4.385	4.385	(1.004)	6059631	10.0000	9.3714
52	4-Chloroaniline	127	4.402	4.402	(1.007)	2768187	10.0000	11.579
56	Hexachlorobutadiene	225	4.466	4.466	(1.022)	1019103	10.0000	10.761
210	Caprolactam	113	4.674	4.674	(1.070)	830973	10.0000	11.256(H)
57	1,2,3-Trichlorobenzene	180	4.487	4.487	(1.027)	1831871	10.0000	10.843
59	4-Chloro-3-Methylphenol	107	4.733	4.733	(1.083)	2113354	10.0000	11.301
62	2-Methylnaphthalene	142	4.878	4.878	(1.116)	3859216	10.0000	11.038
63	1-Methylnaphthalene	142	4.952	4.952	(1.133)	4446395	10.0000	10.878
64	Hexachlorocyclopentadiene	237	4.990	4.990	(0.885)	1225793	10.0000	11.239
66	2,4,6-Trichlorophenol	196	5.070	5.070	(0.899)	1285780	10.0000	11.635
67	2,4,5-Trichlorophenol	196	5.102	5.102	(0.905)	1389599	10.0000	11.219
211	1,1'-Biphenyl	154	5.209	5.209	(0.924)	5706117	10.0000	10.682
68	1,2,3,5-Tetrachlorobenzene	216	4.990	4.990	(0.885)	1917636	10.0000	10.916
70	2-Chloronaphthalene	162	5.236	5.236	(0.929)	4162884	10.0000	10.787
73	2-Nitroaniline	65	5.289	5.289	(0.938)	1437142	10.0000	10.677
74	1,2,3,4-Tetrachlorobenzene	216	5.209	5.209	(0.924)	1728321	10.0000	10.863
76	Dimethylphthalate	163	5.402	5.402	(0.958)	4779331	10.0000	10.652
78	2,6-Dinitrotoluene	165	5.455	5.455	(0.968)	1168565	10.0000	11.245
79	Acenaphthylene	152	5.535	5.535	(0.982)	6567030	10.0000	10.290
80	1,2-Dinitrobenzene	168	5.509	5.509	(0.977)	580983	10.0000	11.325
81	3-Nitroaniline	138	5.589	5.589	(0.991)	1307571	10.0000	10.833
82	Acenaphthene	153	5.664	5.664	(1.005)	4390214	10.0000	10.376
83	2,4-Dinitrophenol	184	5.664	5.664	(1.005)	1855779	20.0000	19.931
85	4-Nitrophenol	109	5.685	5.685	(1.009)	651098	10.0000	10.060(H)
86	Dibenzofuran	168	5.787	5.787	(1.027)	5792897	10.0000	10.448
87	2,4-Dinitrotoluene	165	5.755	5.755	(1.021)	1591016	10.0000	11.125
91	2,3,5,6-Tetrachlorophenol	232	5.835	5.835	(1.035)	1206067	10.0000	11.453
93	Diethylphthalate	149	5.910	5.910	(1.048)	4926906	10.0000	10.499
94	Fluorene	166	6.033	6.033	(1.070)	5016160	10.0000	10.524
95	4-Chlorophenyl-phenylether	204	6.017	6.017	(1.067)	2279417	10.0000	10.815
96	4-Nitroaniline	138	6.038	6.038	(1.071)	1356341	10.0000	10.919
98	4,6-Dinitro-2-methylphenol	198	6.054	6.054	(0.901)	1023356	10.0000	11.233
99	N-Nitrosodiphenylamine	169	6.097	6.097	(0.908)	3679315	10.0000	10.588
100	1,2-Diphenylhydrazine	77	6.129	6.129	(0.912)	5357248	10.0000	10.295
106	4-Bromophenyl-phenylether	248	6.375	6.375	(0.949)	1339632	10.0000	10.915
107	Hexachlorobenzene	284	6.445	6.445	(0.959)	1293034	10.0000	10.868
212	Atrazine	200	6.466	6.466	(0.963)	811736	10.0000	10.354
111	Pentachlorophenol	266	6.578	6.578	(0.979)	1855484	20.0000	20.024
115	Phenanthrene	178	6.739	6.739	(1.003)	6540725	10.0000	9.7257
116	Anthracene	178	6.776	6.776	(1.009)	6492467	10.0000	9.5852
119	Carbazole	167	6.878	6.878	(1.024)	6769806	10.0000	10.451
120	Di-n-Butylphthalate	149	7.087	7.087	(1.055)	6534427	10.0000	8.7790
123	Fluoranthene	202	7.611	7.611	(1.133)	6782078	10.0000	9.9560
124	Benzidine	184	7.680	7.680	(0.885)	4638807	10.0000	11.375
125	Pyrene	202	7.782	7.782	(0.896)	7026550	10.0000	9.8013
131	Butylbenzylphthalate	149	8.194	8.194	(0.944)	3730314	10.0000	10.596
133	3,3'-Dimethoxybenzidine	244	8.589	8.589	(0.990)	1645272	10.0000	11.064
135	3,3'-Dichlorobenzidine	252	8.627	8.627	(0.994)	2867401	10.0000	10.965
136	Benzo(a)Anthracene	228	8.670	8.670	(0.999)	7546931	10.0000	10.499

137	Chrysene	228	8.702	8.702 (1.002)	6653790	10.0000	9.9570
138	4,4'-Methylene bis(o-chloroan	231	8.622	8.622 (0.993)	1524425	10.0000	11.271

	Compounds	QUANT SIG MASS	RT	EXP RT	REL RT	RESPONSE	AMOUNTS CAL-AMT (NG)	AMOUNTS ON-COL (NG)
139	bis(2-ethylhexyl)Phthalate	149	8.600	8.600	(0.991)	5274481	10.0000	10.529
140	Di-n-octylphthalate	149	9.119	9.119	(0.907)	8416316	10.0000	10.476
141	Benzo(b)fluoranthene	252	9.632	9.632	(0.958)	7231827	10.0000	10.729
142	Benzo(k)fluoranthene	252	9.659	9.659	(0.961)	8216762	10.0000	11.031
146	Benzo(a)pyrene	252	9.996	9.996	(0.995)	7124995	10.0000	11.064
149	Indeno(1,2,3-cd)pyrene	276	11.553	11.553	(1.150)	7940492	10.0000	11.062
150	Dibenz(a,h)anthracene	278	11.558	11.558	(1.150)	6674693	10.0000	11.157
151	Benzo(g,h,i)perylene	276	12.002	12.002	(1.194)	6538119	10.0000	11.147
198	1,4-Dioxane	88	1.690	1.690	(0.486)	832955	10.0000	10.148
$ 154	Nitrobenzene-d5	82	3.851	3.851	(0.881)	2606577	10.0000	10.137
$ 155	2-Fluorobiphenyl	172	5.129	5.129	(0.910)	4738654	10.0000	10.850
$ 156	Terphenyl-d14	244	7.857	7.857	(0.905)	4830721	10.0000	10.696
$ 157	Phenol-d5	99	3.187	3.187	(0.917)	2869339	10.0000	11.296
$ 158	2-Fluorophenol	112	2.610	2.610	(0.751)	2091165	10.0000	10.773
$ 159	2,4,6-Tribromophenol	330	6.209	6.209	(1.102)	615699	10.0000	11.426
$ 186	2-Chlorophenol-d4	132	3.326	3.326	(0.957)	2200672	10.0000	11.031
$ 187	1,2-Dichlorobenzene-d4	152	3.589	3.589	(1.032)	1470783	10.0000	10.774
M 195	Cresols, total	100				4440180	10.0000	
101	Diphenylamine	169	6.097	6.097	(0.908)	3679315	10.0000	10.588

QC Flag Legend

Q - Qualifier signal failed the ratio test.
M - Compound response manually integrated.
H - Operator selected an alternate compound hit.

TestAmerica North Canton

INTERNAL STANDARD COMPOUNDS
AREA AND RT SUMMARY

Instrument ID: a4hp7.i
Lab File ID: 7SHH0301.D
Lab Smp Id: l8
Analysis Type: SV
Quant Type: ISTD
Operator: 001710
Method File: \\cansvr11\dd\chem\MSS\a4hp7.i\00301a.b\8270C-625.m
Misc Info:

Calibration Date: 01-MAR-2010
Calibration Time: 17:59
Level:
Sample Type:

		AREA LIMIT			
COMPOUND	STANDARD	LOWER	UPPER	SAMPLE	%DIFF
1 1,4-Dichlorobenze	372908	186454	745816	339537	-8.95
2 Naphthalene-d8	1563613	781807	3127226	1454076	-7.01
3 Acenaphthene-d10	831448	415724	1662896	770118	-7.38
4 Phenanthrene-d10	1312591	656296	2625182	1244847	-5.16
5 Chrysene-d12	1565944	782972	3131888	1456141	-7.01
6 Perylene-d12	1416519	708260	2833038	1337959	-5.55

		RT LIMIT			
COMPOUND	STANDARD	LOWER	UPPER	SAMPLE	%DIFF
1 1,4-Dichlorobenze	3.48	2.98	3.98	3.48	0.00
2 Naphthalene-d8	4.37	3.87	4.87	4.37	0.00
3 Acenaphthene-d10	5.64	5.14	6.14	5.64	0.00
4 Phenanthrene-d10	6.72	6.22	7.22	6.72	0.00
5 Chrysene-d12	8.67	8.17	9.17	8.68	0.12
6 Perylene-d12	10.04	9.54	10.54	10.05	0.05

AREA UPPER LIMIT = +100% of internal standard area.
AREA LOWER LIMIT = - 50% of internal standard area.
RT UPPER LIMIT = + 0.50 minutes of internal standard RT.
RT LOWER LIMIT = - 0.50 minutes of internal standard RT.

Data File: \\cansvr11\dd\chem\MSS\a4hp7.i\00301a.b\7SHH0301.D

Page 1

Date : 01-MAR-2010 17:20

Client ID:

Instrument: a4hp7.i

Sample Info: 18,00301a.b,8270C-625,1-827042d.sub,1,,8

Operator: 001710

Column phase: db5.625

Column diameter: 0.32

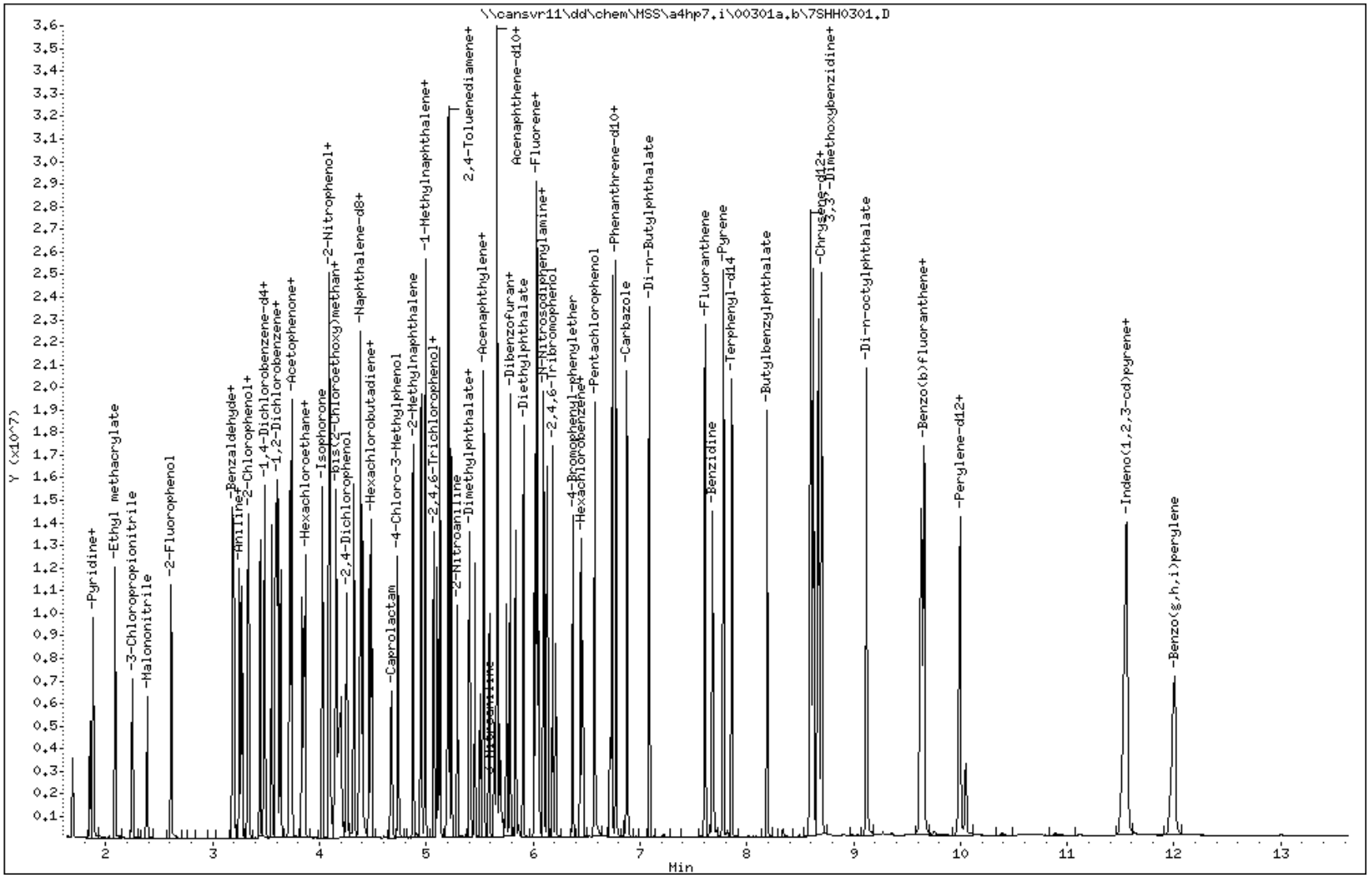

Data File Name: 7SHH0301.D
Inj. Date and Time: 01-MAR-2010 17:20
Instrument ID: a4hp7.i
Client ID:
Compound Name: Benzoic Acid
CAS #: 65-85-0
Report Date: 03/02/2010

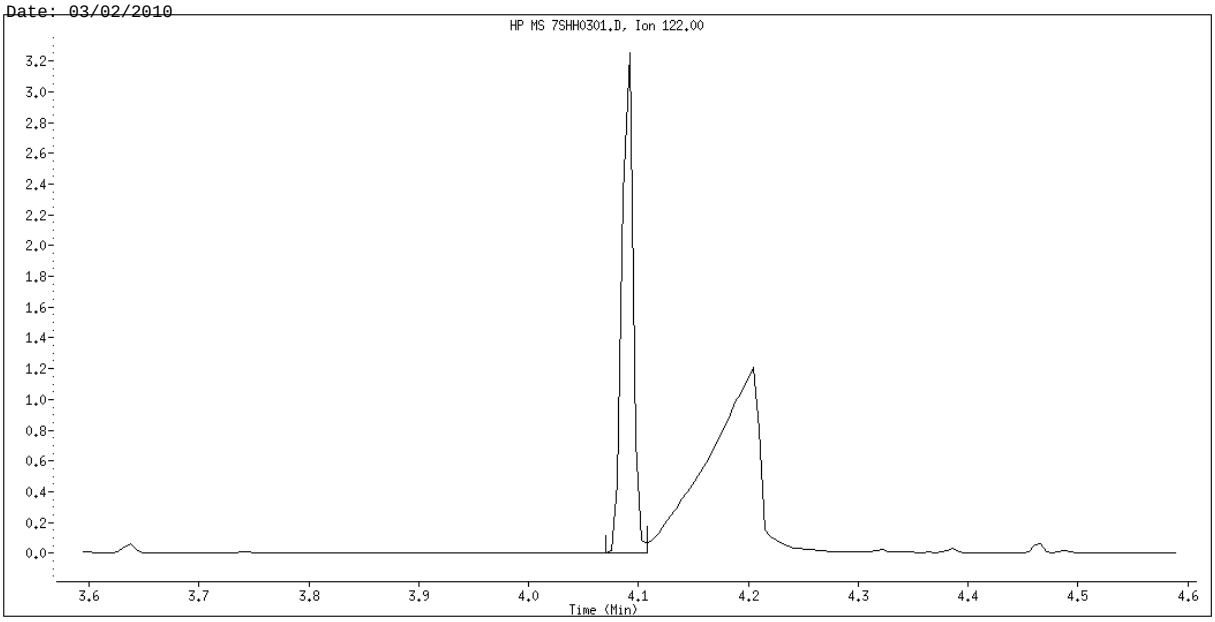

Original Integration

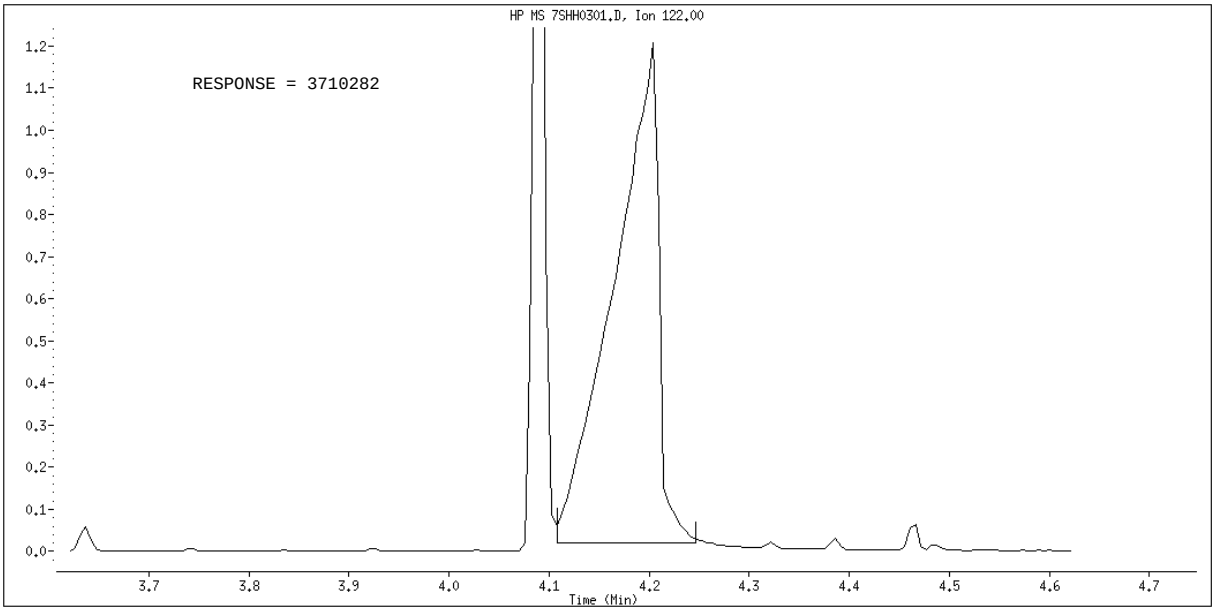

Manual Integration

Manually Integrated By: GruberJ
Manual Integration Reason: Poor Chromatography

TestAmerica North Canton

Semivolatile REPORT SW-846 Method 8270

Data file : \\cansvr11\dd\chem\MSS\a4hp7.i\00301a.b\7SHHH0301.D
Lab Smp Id: l9
Inj Date : 01-MAR-2010 17:01
Operator : 001710   Inst ID: a4hp7.i
Smp Info : l9,00301a.b,8270C-625,1-827042d.sub,1,,9
Misc Info :
Comment   :
Method   : \\cansvr11\dd\chem\MSS\a4hp7.i\00301a.b\8270C-625.m
Meth Date : 02-Mar-2010 10:09 a4hp7.i   Quant Type: ISTD
Cal Date : 01-MAR-2010 16:41   Cal File: 7SLL0301.D
Als bottle: 7   Calibration Sample, Level: 9
Dil Factor: 1.00000
Integrator: HP RTE   Compound Sublist: 1-827042d.sub
Target Version: 4.14
Processing Host: CANPMSSV01

							AMOUNTS	
		QUANT SIG					CAL-AMT	ON-COL
	Compounds	MASS	RT	EXP RT	REL RT	RESPONSE	(NG)	(NG)
*	1 1,4-Dichlorobenzene-d4	152	3.476	3.476	(1.000)	250081	2.00000	(Q)
*	2 Naphthalene-d8	136	4.369	4.369	(1.000)	1087787	2.00000	
*	3 Acenaphthene-d10	164	5.637	5.637	(1.000)	604247	2.00000	
*	4 Phenanthrene-d10	188	6.723	6.723	(1.000)	1078357	2.00000	
*	5 Chrysene-d12	240	8.675	8.675	(1.000)	1380855	2.00000	
*	6 Perylene-d12	264	10.050	10.050	(1.000)	1264016	2.00000	
	9 Pyridine	79	1.877	1.877	(0.540)	2126098	12.5000	13.233
	10 N-Nitrosodimethylamine	74	1.850	1.850	(0.532)	1177245	12.5000	12.699
	11 Ethyl methacrylate	69	2.086	2.086	(0.600)	1847039	12.5000	13.166
	12 3-Chloropropionitrile	54	2.246	2.246	(0.646)	1376236	12.5000	12.582
	13 Malononitrile	66	2.391	2.391	(0.688)	2594036	12.5000	12.533
	209 Benzaldehyde	77	Compound Not Detected.					
	21 Aniline	93	3.252	3.252	(0.935)	3374544	12.5000	13.197
	22 Phenol	94	3.198	3.198	(0.920)	2737248	12.5000	13.592
	23 bis(2-Chloroethyl)ether	93	3.273	3.273	(0.942)	2498397	12.5000	14.056
	24 2-Chlorophenol	128	3.337	3.337	(0.960)	2141199	12.5000	13.347
	26 1,3-Dichlorobenzene	146	3.444	3.444	(0.991)	2216595	12.5000	13.277
	27 1,4-Dichlorobenzene	146	3.487	3.487	(1.003)	2151561	12.5000	13.114
	28 1,2-Dichlorobenzene	146	3.599	3.599	(1.035)	2138896	12.5000	13.404
	29 Benzyl Alcohol	108	3.551	3.551	(1.022)	1444712	12.5000	13.708
	30 2-Methylphenol	108	3.610	3.610	(1.038)	2017373	12.5000	14.426
	31 bis(2-Chloroisopropyl)ether	45	3.637	3.637	(1.046)	3626384	12.5000	12.898
	37 Acetophenone	105	3.738	3.738	(1.075)	2966160	12.5000	13.349
	32 N-Nitroso-di-n-propylamine	70	3.733	3.733	(1.074)	1655056	12.5000	13.554
	192 4-Methylphenol	108	3.717	3.717	(1.069)	2061674	12.5000	12.322
	34 Hexachloroethane	117	3.835	3.835	(1.103)	866452	12.5000	13.276
	35 Nitrobenzene	77	3.867	3.867	(0.885)	2312838	12.5000	12.901
	41 Isophorone	82	4.027	4.027	(0.922)	4501484	12.5000	13.472
	42 2-Nitrophenol	139	4.091	4.091	(0.936)	1209406	12.5000	13.567
	43 2,4-Dimethylphenol	107	4.091	4.091	(0.936)	2157869	12.5000	12.388
	44 bis(2-Chloroethoxy)methane	93	4.156	4.156	(0.951)	2611480	12.5000	13.172

46	2,4-Toluenediamene	121	5.193	5.193 (1.188)	911340	12.5000	12.418
47	1,3,5-Trichlorobenzene	180	4.102	4.102 (0.939)	1816126	12.5000	13.031

	Compounds	QUANT SIG MASS	RT	EXP RT	REL RT	RESPONSE	AMOUNTS CAL-AMT (NG)	AMOUNTS ON-COL (NG)
48	2,4-Dichlorophenol	162	4.257	4.257	(0.974)	1585740	12.5000	12.331
49	Benzoic Acid	122	4.204	4.204	(0.962)	3655608	25.0000	24.817(H)
50	1,2,4-Trichlorobenzene	180	4.321	4.321	(0.989)	1772562	12.5000	13.001
51	Naphthalene	128	4.386	4.386	(1.004)	5817052	12.5000	12.026
52	4-Chloroaniline	127	4.402	4.402	(1.007)	2610057	12.5000	14.593
56	Hexachlorobutadiene	225	4.466	4.466	(1.022)	929737	12.5000	13.123
210	Caprolactam	113	4.674	4.674	(1.070)	825493	12.5000	14.947(H)
57	1,2,3-Trichlorobenzene	180	4.487	4.487	(1.027)	1683424	12.5000	13.320
59	4-Chloro-3-Methylphenol	107	4.733	4.733	(1.083)	2008566	12.5000	14.358
62	2-Methylnaphthalene	142	4.878	4.878	(1.116)	3641200	12.5000	13.922
63	1-Methylnaphthalene	142	4.952	4.952	(1.133)	4168215	12.5000	13.631
64	Hexachlorocyclopentadiene	237	4.990	4.990	(0.885)	1123468	12.5000	13.129
66	2,4,6-Trichlorophenol	196	5.070	5.070	(0.899)	1217690	12.5000	14.043
67	2,4,5-Trichlorophenol	196	5.102	5.102	(0.905)	1314089	12.5000	13.522
211	1,1'-Biphenyl	154	5.209	5.209	(0.924)	5451770	12.5000	13.007
68	1,2,3,5-Tetrachlorobenzene	216	4.990	4.990	(0.885)	1791217	12.5000	12.996
70	2-Chloronaphthalene	162	5.236	5.236	(0.929)	3960987	12.5000	13.081
73	2-Nitroaniline	65	5.289	5.289	(0.938)	1429758	12.5000	13.538
74	1,2,3,4-Tetrachlorobenzene	216	5.209	5.209	(0.924)	1616856	12.5000	12.952
76	Dimethylphthalate	163	5.407	5.407	(0.959)	4807141	12.5000	13.655
78	2,6-Dinitrotoluene	165	5.455	5.455	(0.968)	1168430	12.5000	14.331
79	Acenaphthylene	152	5.536	5.536	(0.982)	6600014	12.5000	13.180
80	1,2-Dinitrobenzene	168	5.509	5.509	(0.977)	597450	12.5000	14.843
81	3-Nitroaniline	138	5.589	5.589	(0.991)	1325353	12.5000	13.995
82	Acenaphthene	153	5.664	5.664	(1.005)	4286642	12.5000	12.912(Q)
83	2,4-Dinitrophenol	184	5.664	5.664	(1.005)	1932988	25.0000	25.056(Q)
85	4-Nitrophenol	109	5.691	5.691	(1.009)	693749	12.5000	12.480(QH)
86	Dibenzofuran	168	5.787	5.787	(1.027)	5638590	12.5000	12.962
87	2,4-Dinitrotoluene	165	5.755	5.755	(1.021)	1649142	12.5000	14.697
91	2,3,5,6-Tetrachlorophenol	232	5.835	5.835	(1.035)	1200362	12.5000	14.528
93	Diethylphthalate	149	5.910	5.910	(1.048)	5104782	12.5000	13.864
94	Fluorene	166	6.038	6.038	(1.071)	5067630	12.5000	13.550
95	4-Chlorophenyl-phenylether	204	6.017	6.017	(1.067)	2282176	12.5000	13.800
96	4-Nitroaniline	138	6.038	6.038	(1.071)	1533215	12.5000	15.731
98	4,6-Dinitro-2-methylphenol	198	6.054	6.054	(0.901)	1089541	12.5000	13.806
99	N-Nitrosodiphenylamine	169	6.097	6.097	(0.907)	3823682	12.5000	12.702
100	1,2-Diphenylhydrazine	77	6.135	6.135	(0.912)	5536109	12.5000	12.281
106	4-Bromophenyl-phenylether	248	6.375	6.375	(0.948)	1395034	12.5000	13.121
107	Hexachlorobenzene	284	6.445	6.445	(0.959)	1327015	12.5000	12.875
212	Atrazine	200	6.466	6.466	(0.962)	844215	12.5000	12.430
111	Pentachlorophenol	266	6.578	6.578	(0.979)	2031213	25.0000	24.921
115	Phenanthrene	178	6.739	6.739	(1.002)	7083841	12.5000	12.160
116	Anthracene	178	6.776	6.776	(1.008)	6992213	12.5000	11.917
119	Carbazole	167	6.878	6.878	(1.023)	7172608	12.5000	12.782
120	Di-n-Butylphthalate	149	7.087	7.087	(1.054)	7342654	12.5000	11.388
123	Fluoranthene	202	7.611	7.611	(1.132)	7142981	12.5000	12.105
124	Benzidine	184	7.680	7.680	(0.885)	5208811	12.5000	13.469
125	Pyrene	202	7.782	7.782	(0.897)	7813777	12.5000	11.494
131	Butylbenzylphthalate	149	8.188	8.188	(0.944)	4359094	12.5000	13.057
133	3,3'-Dimethoxybenzidine	244	8.590	8.590	(0.990)	1774795	12.5000	12.585
135	3,3'-Dichlorobenzidine	252	8.627	8.627	(0.994)	3357374	12.5000	13.538
136	Benzo(a)Anthracene	228	8.670	8.670	(0.999)	8355473	12.5000	12.258

137 Chrysene	228	8.702	8.702 (1.003)	7689985	12.5000	12.135
138 4,4'-Methylene bis(o-chloroan	231	8.622	8.622 (0.994)	1777985	12.5000	13.862

	Compounds	QUANT SIG MASS	RT	EXP RT	REL RT	RESPONSE	AMOUNTS CAL-AMT (NG)	AMOUNTS ON-COL (NG)
139	bis(2-ethylhexyl)Phthalate	149	8.600	8.600	(0.991)	6101211	12.5000	12.843
140	Di-n-octylphthalate	149	9.114	9.114	(0.907)	9203476	12.5000	12.126
141	Benzo(b)fluoranthene	252	9.633	9.633	(0.958)	9644281	12.5000	15.145
142	Benzo(k)fluoranthene	252	9.665	9.665	(0.962)	8551643	12.5000	12.152
146	Benzo(a)pyrene	252	9.996	9.996	(0.995)	8300973	12.5000	13.644
149	Indeno(1,2,3-cd)pyrene	276	11.563	11.563	(1.151)	9432950	12.5000	13.910
150	Dibenz(a,h)anthracene	278	11.563	11.563	(1.151)	7913769	12.5000	14.002
151	Benzo(g,h,i)perylene	276	12.013	12.013	(1.195)	7815670	12.5000	14.104
198	1,4-Dioxane	88	1.690	1.690	(0.486)	813848	12.5000	13.462
$ 154	Nitrobenzene-d5	82	3.851	3.851	(0.881)	2402006	12.5000	12.487
$ 155	2-Fluorobiphenyl	172	5.129	5.129	(0.910)	4508523	12.5000	13.157
$ 156	Terphenyl-d14	244	7.857	7.857	(0.906)	5605063	12.5000	13.087
$ 157	Phenol-d5	99	3.187	3.187	(0.917)	2646362	12.5000	14.144
$ 158	2-Fluorophenol	112	2.610	2.610	(0.751)	1883479	12.5000	13.174
$ 159	2,4,6-Tribromophenol	330	6.209	6.209	(1.102)	646726	12.5000	15.296
$ 186	2-Chlorophenol-d4	132	3.327	3.327	(0.957)	1973006	12.5000	13.428
$ 187	1,2-Dichlorobenzene-d4	152	3.589	3.589	(1.032)	1328935	12.5000	13.217
M 195	Cresols, total	100				4079047	12.5000	
101	Diphenylamine	169	6.097	6.097	(0.907)	3823682	12.5000	12.702

QC Flag Legend

Q - Qualifier signal failed the ratio test.
H - Operator selected an alternate compound hit.

TestAmerica North Canton

INTERNAL STANDARD COMPOUNDS
AREA AND RT SUMMARY

Instrument ID: a4hp7.i
Lab File ID: 7SHHH0301.D
Lab Smp Id: l9
Analysis Type: SV
Quant Type: ISTD
Operator: 001710
Method File: \\cansvr11\dd\chem\MSS\a4hp7.i\00301a.b\8270C-625.m
Misc Info:

Calibration Date: 01-MAR-2010
Calibration Time: 17:59
Level:
Sample Type:

		AREA LIMIT			
COMPOUND	STANDARD	LOWER	UPPER	SAMPLE	%DIFF
1 1,4-Dichlorobenze	372908	186454	745816	250081	-32.94
2 Naphthalene-d8	1563613	781807	3127226	1087787	-30.43
3 Acenaphthene-d10	831448	415724	1662896	604247	-27.33
4 Phenanthrene-d10	1312591	656296	2625182	1078357	-17.85
5 Chrysene-d12	1565944	782972	3131888	1380855	-11.82
6 Perylene-d12	1416519	708260	2833038	1264016	-10.77

		RT LIMIT			
COMPOUND	STANDARD	LOWER	UPPER	SAMPLE	%DIFF
1 1,4-Dichlorobenze	3.48	2.98	3.98	3.48	0.00
2 Naphthalene-d8	4.37	3.87	4.87	4.37	0.00
3 Acenaphthene-d10	5.64	5.14	6.14	5.64	0.00
4 Phenanthrene-d10	6.72	6.22	7.22	6.72	0.08
5 Chrysene-d12	8.67	8.17	9.17	8.68	0.06
6 Perylene-d12	10.04	9.54	10.54	10.05	0.05

AREA UPPER LIMIT = +100% of internal standard area.
AREA LOWER LIMIT = - 50% of internal standard area.
RT UPPER LIMIT = + 0.50 minutes of internal standard RT.
RT LOWER LIMIT = - 0.50 minutes of internal standard RT.

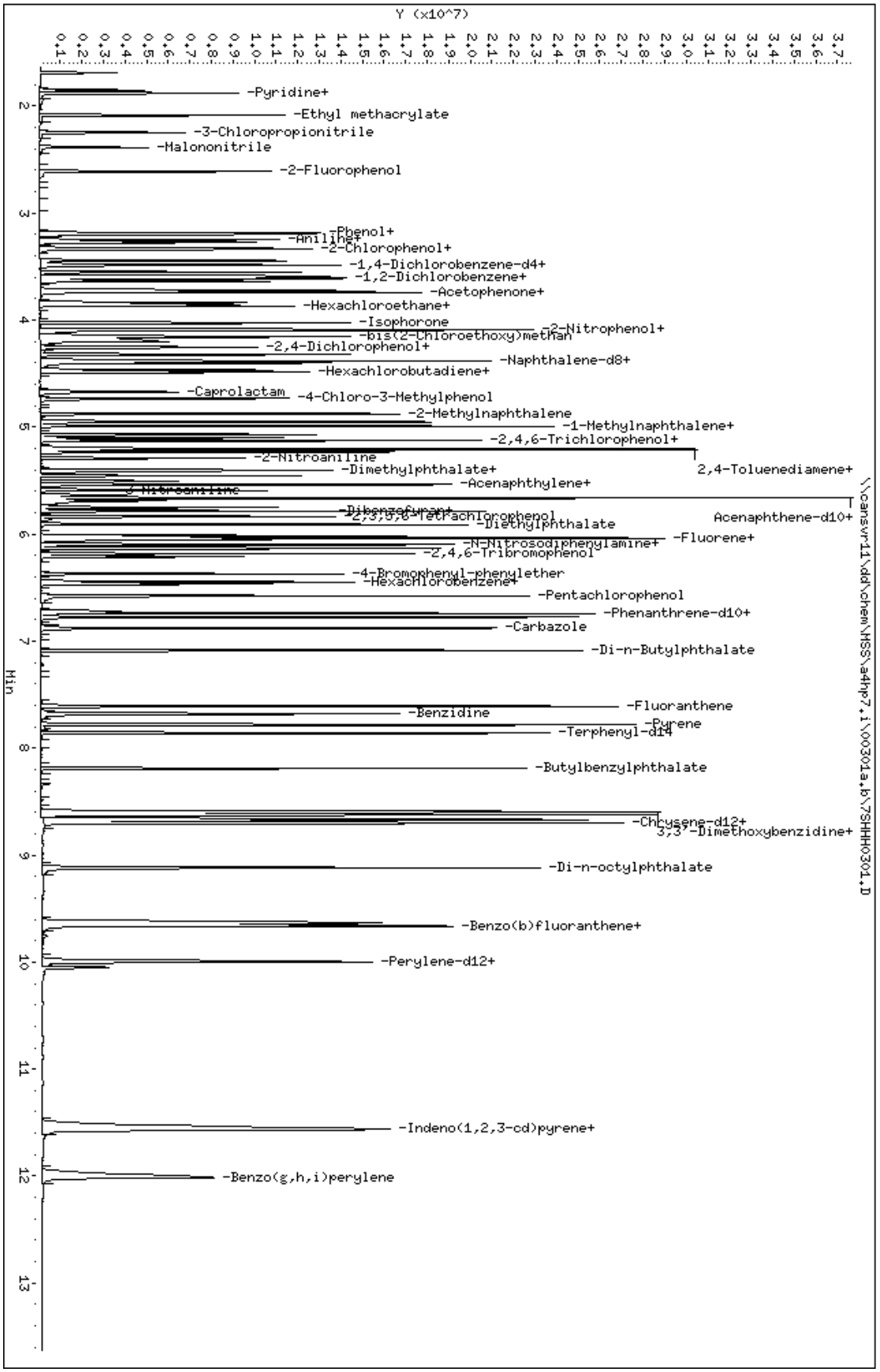

Data File: \\cansvr11\dd\chem\MSS\a4hp7.i\00301a.b\7SHHH0301.D
Date : 01-MAR-2010 17:01
Client ID:
Sample Info: 19,00301a,b,8270C-625,1-8270424,sub,1,,9
Column phase: db5.625

Instrument: a4hp7.i
Operator: 001710
Column diameter: 0.32

TestAmerica North Canton

Semivolatile REPORT SW-846 Method 8270

Data file : \\cansvr11\dd\chem\MSS\a4hp7.i\00301a.b\7SL0301.D
Lab Smp Id: l2
Inj Date : 01-MAR-2010 16:22
Operator : 001710 Inst ID: a4hp7.i
Smp Info : l2,00301a.b,8270C-625,1-827042d.sub,1,,2
Misc Info :
Comment   :
Method   : \\cansvr11\dd\chem\MSS\a4hp7.i\00301a.b\8270C-625.m
Meth Date : 02-Mar-2010 10:09 a4hp7.i Quant Type: ISTD
Cal Date : 01-MAR-2010 20:34 Cal File: 7AML0301.D
Als bottle: 5 Calibration Sample, Level: 2
Dil Factor: 1.00000
Integrator: HP RTE Compound Sublist: 1-827042d.sub
Target Version: 4.14
Processing Host: CANPMSSV01

	Compounds	QUANT SIG MASS	RT	EXP RT	REL RT	RESPONSE	AMOUNTS CAL-AMT (NG)	ON-COL (NG)
* 1	1,4-Dichlorobenzene-d4	152	3.476	3.476	(1.000)	349142	2.00000	
* 2	Naphthalene-d8	136	4.364	4.364	(1.000)	1404682	2.00000	
* 3	Acenaphthene-d10	164	5.632	5.632	(1.000)	722162	2.00000	
* 4	Phenanthrene-d10	188	6.717	6.717	(1.000)	1164406	2.00000	
* 5	Chrysene-d12	240	8.670	8.670	(1.000)	1311733	2.00000	
* 6	Perylene-d12	264	10.050	10.050	(1.000)	1192520	2.00000	
9	Pyridine	79	1.882	1.882	(0.542)	56670	0.25000	0.25264
10	N-Nitrosodimethylamine	74	1.850	1.850	(0.532)	33845	0.25000	0.26150
11	Ethyl methacrylate	69	2.085	2.085	(0.600)	50318	0.25000	0.25692
12	3-Chloropropionitrile	54	2.241	2.241	(0.645)	41004	0.25000	0.26852
13	Malononitrile	66	2.380	2.380	(0.685)	71443	0.25000	0.24723
209	Benzaldehyde	77	3.182	3.182	(0.915)	43208	0.25000	0.25364
21	Aniline	93	3.246	3.246	(0.934)	86246	0.25000	0.24158
22	Phenol	94	3.193	3.193	(0.918)	63152	0.25000	0.22462
23	bis(2-Chloroethyl)ether	93	3.268	3.268	(0.940)	58932	0.25000	0.23748
24	2-Chlorophenol	128	3.332	3.332	(0.958)	52465	0.25000	0.23425
26	1,3-Dichlorobenzene	146	3.439	3.439	(0.989)	58053	0.25000	0.24907
27	1,4-Dichlorobenzene	146	3.487	3.487	(1.003)	57279	0.25000	0.25007
28	1,2-Dichlorobenzene	146	3.594	3.594	(1.034)	54452	0.25000	0.24442
29	Benzyl Alcohol	108	3.546	3.546	(1.020)	34784	0.25000	0.23641
30	2-Methylphenol	108	3.610	3.610	(1.038)	40147	0.25000	0.20563
31	bis(2-Chloroisopropyl)ether	45	3.631	3.631	(1.045)	102924	0.25000	0.26221
37	Acetophenone	105	3.733	3.733	(1.074)	76500	0.25000	0.24660
32	N-Nitroso-di-n-propylamine	70	3.722	3.722	(1.071)	40572	0.25000	0.23800
192	4-Methylphenol	108	3.711	3.711	(1.068)	33256	0.25000	0.28442
34	Hexachloroethane	117	3.834	3.834	(1.103)	22965	0.25000	0.25204
35	Nitrobenzene	77	3.861	3.861	(0.885)	59171	0.25000	0.25560
41	Isophorone	82	4.022	4.022	(0.922)	101520	0.25000	0.23529
42	2-Nitrophenol	139	4.086	4.086	(0.936)	25316	0.25000	0.21993
43	2,4-Dimethylphenol	107	4.091	4.091	(0.937)	36480	0.25000	0.29769
44	bis(2-Chloroethoxy)methane	93	4.150	4.150	(0.951)	62513	0.25000	0.24418

46	2,4-Toluenediamene	121	5.188	5.188 (1.189)	22698	0.25000	0.23950
47	1,3,5-Trichlorobenzene	180	4.097	4.097 (0.939)	45481	0.25000	0.25271

Compounds	QUANT SIG MASS	RT	EXP RT	REL RT	RESPONSE	AMOUNTS CAL-AMT (NG)	AMOUNTS ON-COL (NG)
48 2,4-Dichlorophenol	162	4.268	4.268	(0.978)	23059	0.25000	0.38741
49 Benzoic Acid	122	Compound Not Detected.					
50 1,2,4-Trichlorobenzene	180	4.321	4.321	(0.990)	43804	0.25000	0.24881
51 Naphthalene	128	4.380	4.380	(1.004)	160991	0.25000	0.25773
52 4-Chloroaniline	127	4.401	4.401	(1.009)	44492	0.25000	0.19264
56 Hexachlorobutadiene	225	4.460	4.460	(1.022)	22430	0.25000	0.24518
210 Caprolactam	113	4.626	4.626	(1.060)	13887	0.25000	0.19472
57 1,2,3-Trichlorobenzene	180	4.482	4.482	(1.027)	39619	0.25000	0.24276
59 4-Chloro-3-Methylphenol	107	4.738	4.738	(1.086)	36081	0.25000	0.19973
62 2-Methylnaphthalene	142	4.872	4.872	(1.116)	79642	0.25000	0.23580
63 1-Methylnaphthalene	142	4.947	4.947	(1.134)	91239	0.25000	0.23106
64 Hexachlorocyclopentadiene	237	4.990	4.990	(0.886)	23031	0.25000	0.22519
66 2,4,6-Trichlorophenol	196	5.070	5.070	(0.900)	21003	0.25000	0.20267
67 2,4,5-Trichlorophenol	196	5.113	5.113	(0.908)	25809	0.25000	0.22221
211 1,1'-Biphenyl	154	5.204	5.204	(0.924)	123567	0.25000	0.24668
68 1,2,3,5-Tetrachlorobenzene	216	4.984	4.984	(0.885)	39151	0.25000	0.23767
70 2-Chloronaphthalene	162	5.225	5.225	(0.928)	88738	0.25000	0.24520
73 2-Nitroaniline	65	5.289	5.289	(0.939)	28396	0.25000	0.22497
74 1,2,3,4-Tetrachlorobenzene	216	5.204	5.204	(0.924)	36074	0.25000	0.24179
76 Dimethylphthalate	163	5.396	5.396	(0.958)	103338	0.25000	0.24562
78 2,6-Dinitrotoluene	165	5.450	5.450	(0.968)	21485	0.25000	0.22048
79 Acenaphthylene	152	5.530	5.530	(0.982)	148203	0.25000	0.24764
80 1,2-Dinitrobenzene	168	5.498	5.498	(0.976)	10065	0.25000	0.20923
81 3-Nitroaniline	138	5.584	5.584	(0.991)	27031	0.25000	0.23882
82 Acenaphthene	153	5.658	5.658	(1.005)	97722	0.25000	0.24630
83 2,4-Dinitrophenol	184	Compound Not Detected.					
85 4-Nitrophenol	109	Compound Not Detected.					
86 Dibenzofuran	168	5.781	5.781	(1.027)	133419	0.25000	0.25662
87 2,4-Dinitrotoluene	165	5.744	5.744	(1.020)	28326	0.25000	0.21122
91 2,3,5,6-Tetrachlorophenol	232	5.835	5.835	(1.036)	19680	0.25000	0.19929
93 Diethylphthalate	149	5.904	5.904	(1.048)	109852	0.25000	0.24963
94 Fluorene	166	6.027	6.027	(1.070)	108755	0.25000	0.24332
95 4-Chlorophenyl-phenylether	204	6.011	6.011	(1.067)	47708	0.25000	0.24138
96 4-Nitroaniline	138	6.038	6.038	(1.072)	23816	0.25000	0.20445
98 4,6-Dinitro-2-methylphenol	198	Compound Not Detected.					
99 N-Nitrosodiphenylamine	169	6.092	6.092	(0.907)	80275	0.25000	0.24696
100 1,2-Diphenylhydrazine	77	6.124	6.124	(0.912)	123506	0.25000	0.25374
106 4-Bromophenyl-phenylether	248	6.370	6.370	(0.948)	27837	0.25000	0.24247
107 Hexachlorobenzene	284	6.439	6.439	(0.959)	26432	0.25000	0.23750
212 Atrazine	200	6.455	6.455	(0.961)	16500	0.25000	0.22500
111 Pentachlorophenol	266	6.584	6.584	(0.980)	26193	0.50000	0.65134
115 Phenanthrene	178	6.733	6.733	(1.002)	155381	0.25000	0.24700
116 Anthracene	178	6.771	6.771	(1.008)	161441	0.25000	0.25481
119 Carbazole	167	6.878	6.878	(1.024)	145163	0.25000	0.23957
120 Di-n-Butylphthalate	149	7.081	7.081	(1.054)	177707	0.25000	0.25524
123 Fluoranthene	202	7.605	7.605	(1.132)	156251	0.25000	0.24522
124 Benzidine	184	7.680	7.680	(0.886)	73336	0.25000	0.19962
125 Pyrene	202	7.776	7.776	(0.897)	165409	0.25000	0.25613
131 Butylbenzylphthalate	149	8.188	8.188	(0.944)	75752	0.25000	0.23886
133 3,3'-Dimethoxybenzidine	244	8.584	8.584	(0.990)	27829	0.25000	0.20774
135 3,3'-Dichlorobenzidine	252	8.622	8.622	(0.994)	54255	0.25000	0.23030
136 Benzo(a)Anthracene	228	8.664	8.664	(0.999)	160357	0.25000	0.24765

137 Chrysene	228	8.691	8.691 (1.002)	154532	0.25000	0.25671
138 4,4'-Methylene bis(o-chloroan	231	8.616	8.616 (0.994)	26366	0.25000	0.21640

	Compounds	QUANT SIG MASS	RT	EXP RT	REL RT	RESPONSE	AMOUNTS CAL-AMT (NG)	AMOUNTS ON-COL (NG)
139	bis(2-ethylhexyl)Phthalate	149	8.595	8.595	(0.991)	107915	0.25000	0.23914
140	Di-n-octylphthalate	149	9.114	9.114	(0.907)	162063	0.25000	0.22632
141	Benzo(b)fluoranthene	252	9.622	9.622	(0.957)	136101	0.25000	0.22654
142	Benzo(k)fluoranthene	252	9.648	9.648	(0.960)	166599	0.25000	0.25094
146	Benzo(a)pyrene	252	9.980	9.980	(0.993)	137100	0.25000	0.23885
149	Indeno(1,2,3-cd)pyrene	276	11.515	11.515	(1.146)	145789	0.25000	0.22787
150	Dibenz(a,h)anthracene	278	11.520	11.520	(1.146)	125874	0.25000	0.23607
151	Benzo(g,h,i)perylene	276	11.970	11.970	(1.191)	118829	0.25000	0.22730
198	1,4-Dioxane	88	1.690	1.690	(0.486)	22190	0.25000	0.26291
$ 154	Nitrobenzene-d5	82	3.845	3.845	(0.881)	63999	0.25000	0.25765
$ 155	2-Fluorobiphenyl	172	5.124	5.124	(0.910)	98534	0.25000	0.24060
$ 156	Terphenyl-d14	244	7.857	7.857	(0.906)	98403	0.25000	0.24187
$ 157	Phenol-d5	99	3.182	3.182	(0.915)	61081	0.25000	0.23384
$ 158	2-Fluorophenol	112	2.615	2.615	(0.752)	50880	0.25000	0.25492
$ 159	2,4,6-Tribromophenol	330	6.209	6.209	(1.103)	10011	0.25000	0.19812
$ 186	2-Chlorophenol-d4	132	3.321	3.321	(0.955)	47895	0.25000	0.23347
$ 187	1,2-Dichlorobenzene-d4	152	3.583	3.583	(1.031)	35040	0.25000	0.24961
M 195	Cresols, total	100				73403	0.25000	
101	Diphenylamine	169	6.092	6.092	(0.907)	80275	0.25000	0.24696

TestAmerica North Canton

INTERNAL STANDARD COMPOUNDS
AREA AND RT SUMMARY

Instrument ID: a4hp7.i
Lab File ID: 7SL0301.D
Lab Smp Id: l2
Analysis Type: SV
Quant Type: ISTD
Operator: 001710
Method File: \\cansvr11\dd\chem\MSS\a4hp7.i\00301a.b\8270C-625.m
Misc Info:

Calibration Date: 01-MAR-2010
Calibration Time: 17:59
Level:
Sample Type:

		AREA LIMIT			
COMPOUND	STANDARD	LOWER	UPPER	SAMPLE	%DIFF
1 1,4-Dichlorobenze	372908	186454	745816	349142	-6.37
2 Naphthalene-d8	1563613	781807	3127226	1404682	-10.16
3 Acenaphthene-d10	831448	415724	1662896	722162	-13.14
4 Phenanthrene-d10	1312591	656296	2625182	1164406	-11.29
5 Chrysene-d12	1565944	782972	3131888	1311733	-16.23
6 Perylene-d12	1416519	708260	2833038	1192520	-15.81

		RT LIMIT			
COMPOUND	STANDARD	LOWER	UPPER	SAMPLE	%DIFF
1 1,4-Dichlorobenze	3.48	2.98	3.98	3.48	-0.00
2 Naphthalene-d8	4.37	3.87	4.87	4.36	-0.12
3 Acenaphthene-d10	5.64	5.14	6.14	5.63	-0.10
4 Phenanthrene-d10	6.72	6.22	7.22	6.72	-0.00
5 Chrysene-d12	8.67	8.17	9.17	8.67	-0.00
6 Perylene-d12	10.04	9.54	10.54	10.05	0.05

AREA UPPER LIMIT = +100% of internal standard area.
AREA LOWER LIMIT = - 50% of internal standard area.
RT UPPER LIMIT = + 0.50 minutes of internal standard RT.
RT LOWER LIMIT = - 0.50 minutes of internal standard RT.

Data File: \\cansvr11\dd\chem\MSS\a4hp7.i\00301a.b\7SL0301.D

Page 1

Date : 01-MAR-2010 16:22

Client ID:

Instrument: a4hp7.i

Sample Info: l2,00301a.b,8270C-625,1-827042d.sub,1,,2

Operator: 001710

Column phase: db5.625

Column diameter: 0.32

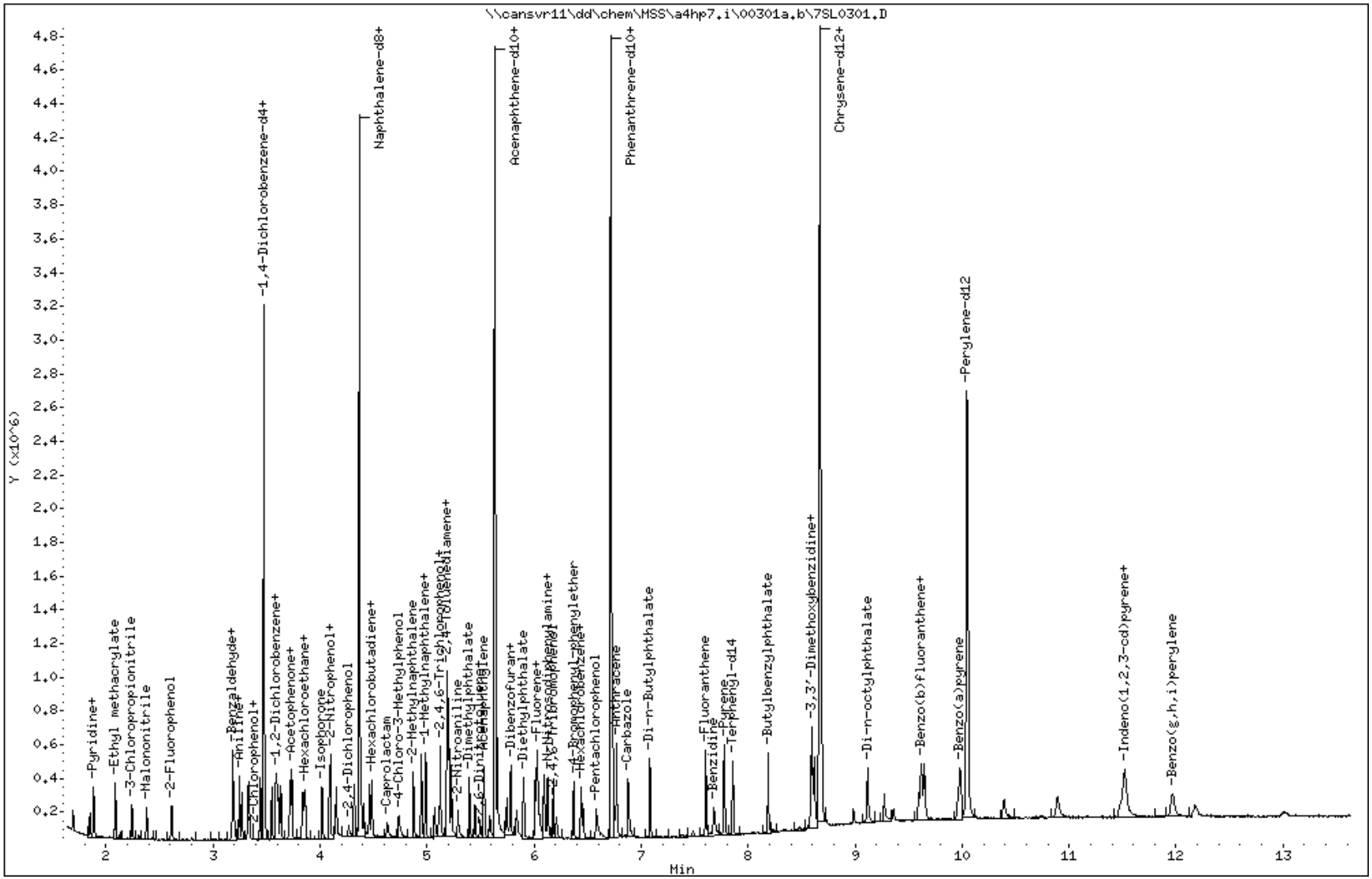

TestAmerica North Canton

Semivolatile REPORT SW-846 Method 8270

Data file : \\cansvr11\dd\chem\MSS\a4hp7.i\00301a.b\7SLL0301.D
Lab Smp Id: l1
Inj Date : 01-MAR-2010 16:41
Operator : 001710   Inst ID: a4hp7.i
Smp Info : l1,00301a.b,8270C-625,pah.sub,1,,1
Misc Info :
Comment   :
Method   : \\cansvr11\dd\chem\MSS\a4hp7.i\00301a.b\8270C-625.m
Meth Date : 02-Mar-2010 10:09 a4hp7.i Quant Type: ISTD
Cal Date : 01-MAR-2010 20:53   Cal File: 7AL0301.D
Als bottle: 6   Calibration Sample, Level: 1
Dil Factor: 1.00000
Integrator: HP RTE   Compound Sublist: pah.sub
Target Version: 4.14
Processing Host: CANPMSSV01

	Compounds	QUANT SIG MASS	RT	EXP RT	REL RT	RESPONSE	AMOUNTS CAL-AMT (NG)	ON-COL (NG)
* 1	1,4-Dichlorobenzene-d4	152	3.476	3.476	(1.000)	355427	2.00000	
* 2	Naphthalene-d8	136	4.364	4.364	(1.000)	1417789	2.00000	
* 3	Acenaphthene-d10	164	5.632	5.632	(1.000)	749080	2.00000	
* 4	Phenanthrene-d10	188	6.718	6.718	(1.000)	1164247	2.00000	
* 5	Chrysene-d12	240	8.670	8.670	(1.000)	1347595	2.00000	
* 6	Perylene-d12	264	10.050	10.050	(1.000)	1208933	2.00000	
23	bis(2-Chloroethyl)ether	93	3.268	3.268	(0.940)	12923	0.05000	0.051155
35	Nitrobenzene	77	3.861	3.861	(0.885)	11319	0.05000	0.048443
51	Naphthalene	128	4.380	4.380	(1.004)	32455	0.05000	0.051477
56	Hexachlorobutadiene	225	4.460	4.460	(1.022)	4625	0.05000	0.050088
62	2-Methylnaphthalene	142	4.878	4.878	(1.118)	14081	0.05000	0.041306
63	1-Methylnaphthalene	142	4.947	4.947	(1.134)	19049	0.05000	0.047795
70	2-Chloronaphthalene	162	5.231	5.231	(0.929)	18117	0.05000	0.048262
79	Acenaphthylene	152	5.536	5.536	(0.983)	29206	0.05000	0.047048
82	Acenaphthene	153	5.659	5.659	(1.005)	21727	0.05000	0.052793
86	Dibenzofuran	168	5.782	5.782	(1.027)	25649	0.05000	0.047562
94	Fluorene	166	6.033	6.033	(1.071)	22444	0.05000	0.048410
107	Hexachlorobenzene	284	6.439	6.439	(0.959)	5859	0.05000	0.052653
111	Pentachlorophenol	266	Compound Not Detected.					
115	Phenanthrene	178	6.734	6.734	(1.002)	33577	0.05000	0.053383
116	Anthracene	178	6.771	6.771	(1.008)	33597	0.05000	0.053035
123	Fluoranthene	202	7.605	7.605	(1.132)	34385	0.05000	0.053971
124	Benzidine	184	Compound Not Detected.					
125	Pyrene	202	7.777	7.777	(0.897)	33001	0.05000	0.049741
135	3,3'-Dichlorobenzidine	252	Compound Not Detected.					
136	Benzo(a)Anthracene	228	8.665	8.665	(0.999)	37618	0.05000	0.056550
137	Chrysene	228	8.691	8.691	(1.002)	31287	0.05000	0.050590
138	4,4'-Methylene bis(o-chloroan	231	Compound Not Detected.					
141	Benzo(b)fluoranthene	252	9.622	9.622	(0.957)	27067	0.05000	0.044440
142	Benzo(k)fluoranthene	252	9.649	9.649	(0.960)	34914	0.05000	0.051875
146	Benzo(a)pyrene	252	9.986	9.986	(0.994)	28234	0.05000	0.048520

149 Indeno(1,2,3-cd)pyrene	276	11.521	11.521 (1.146)	28837	0.05000	0.044460
150 Dibenz(a,h)anthracene	278	11.526	11.526 (1.147)	22956	0.05000	0.042468

Compounds	QUANT SIG MASS	RT	EXP RT	REL RT	RESPONSE	AMOUNTS CAL-AMT (NG)	AMOUNTS ON-COL (NG)
151 Benzo(g,h,i)perylene	276	11.970	11.970	(1.191)	23891	0.05000	0.045078
$ 154 Nitrobenzene-d5	82	3.845	3.845	(0.881)	12794	0.05000	0.051030
$ 155 2-Fluorobiphenyl	172	5.124	5.124	(0.910)	19812	0.05000	0.046638
$ 156 Terphenyl-d14	244	7.857	7.857	(0.906)	21284	0.05000	0.050922
$ 157 Phenol-d5	99	3.188	3.188	(0.917)	10829	0.05000	0.040724
$ 158 2-Fluorophenol	112	2.615	2.615	(0.752)	9593	0.05000	0.047213
$ 159 2,4,6-Tribromophenol	330	Compound Not Detected.					

TestAmerica North Canton

INTERNAL STANDARD COMPOUNDS
AREA AND RT SUMMARY

Instrument ID: a4hp7.i
Lab File ID: 7SLL0301.D
Lab Smp Id: l1
Analysis Type: SV
Quant Type: ISTD
Operator: 001710
Method File: \\cansvr11\dd\chem\MSS\a4hp7.i\00301a.b\8270C-625.m
Misc Info:

Calibration Date: 01-MAR-2010
Calibration Time: 17:59
Level:
Sample Type:

		AREA LIMIT			
COMPOUND	STANDARD	LOWER	UPPER	SAMPLE	%DIFF
1 1,4-Dichlorobenze	372908	186454	745816	355427	-4.69
2 Naphthalene-d8	1563613	781807	3127226	1417789	-9.33
3 Acenaphthene-d10	831448	415724	1662896	749080	-9.91
4 Phenanthrene-d10	1312591	656296	2625182	1164247	-11.30
5 Chrysene-d12	1565944	782972	3131888	1347595	-13.94
6 Perylene-d12	1416519	708260	2833038	1208933	-14.65

		RT LIMIT			
COMPOUND	STANDARD	LOWER	UPPER	SAMPLE	%DIFF
1 1,4-Dichlorobenze	3.48	2.98	3.98	3.48	0.00
2 Naphthalene-d8	4.37	3.87	4.87	4.36	-0.12
3 Acenaphthene-d10	5.64	5.14	6.14	5.63	-0.09
4 Phenanthrene-d10	6.72	6.22	7.22	6.72	0.00
5 Chrysene-d12	8.67	8.17	9.17	8.67	0.00
6 Perylene-d12	10.04	9.54	10.54	10.05	0.05

AREA UPPER LIMIT = +100% of internal standard area.
AREA LOWER LIMIT = - 50% of internal standard area.
RT UPPER LIMIT = + 0.50 minutes of internal standard RT.
RT LOWER LIMIT = - 0.50 minutes of internal standard RT.

Data File: \\cansvr11\dd\chem\MSS\a4hp7.i\00301a.b\7SLL0301.D

Page 1

Date : 01-MAR-2010 16:41

Client ID:

Instrument: a4hp7.i

Sample Info: l1,00301a.b,8270C-625,pah.sub,1,,1

Operator: 001710

Column phase: db5.625

Column diameter: 0.32

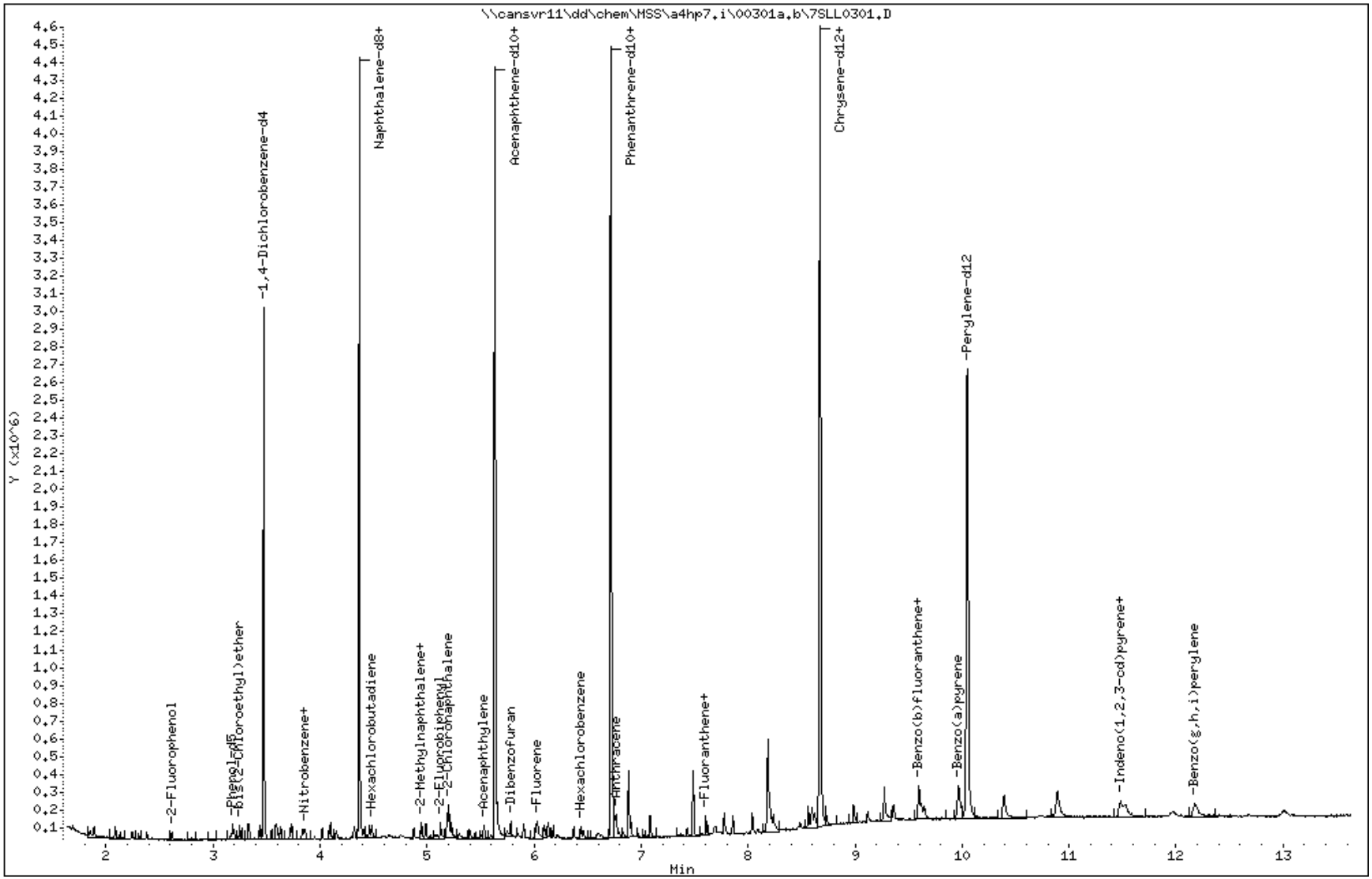

TestAmerica North Canton

Semivolatile REPORT SW-846 Method 8270

Data file : \\cansvr11\dd\chem\MSS\a4hp7.i\00301a.b\7SM0301.D
Lab Smp Id: l4
Inj Date : 01-MAR-2010 15:43
Operator : 001710 Inst ID: a4hp7.i
Smp Info : l4,00301a.b,8270C-625,1-827042d.sub,1,,4
Misc Info :
Comment   :
Method   : \\cansvr11\dd\chem\MSS\a4hp7.i\00301a.b\8270C-625.m
Meth Date : 02-Mar-2010 10:09 a4hp7.i Quant Type: ISTD
Cal Date : 01-MAR-2010 19:55 Cal File: 7AMM0301.D
Als bottle: 3 Calibration Sample, Level: 4
Dil Factor: 1.00000
Integrator: HP RTE Compound Sublist: 1-827042d.sub
Target Version: 4.14
Processing Host: CANPMSSV01

	Compounds	QUANT SIG MASS	RT	EXP RT	REL RT	RESPONSE	AMOUNTS CAL-AMT (NG)	ON-COL (NG)
* 1	1,4-Dichlorobenzene-d4	152	3.476	3.476	(1.000)	312689	2.00000	
* 2	Naphthalene-d8	136	4.364	4.364	(1.000)	1284263	2.00000	
* 3	Acenaphthene-d10	164	5.632	5.632	(1.000)	675910	2.00000	
* 4	Phenanthrene-d10	188	6.717	6.717	(1.000)	1064802	2.00000	
* 5	Chrysene-d12	240	8.675	8.675	(1.000)	1227570	2.00000	
* 6	Perylene-d12	264	10.050	10.050	(1.000)	1119943	2.00000	
9	Pyridine	79	1.882	1.882	(0.542)	196420	1.00000	0.97775
10	N-Nitrosodimethylamine	74	1.845	1.845	(0.531)	112786	1.00000	0.97303
11	Ethyl methacrylate	69	2.086	2.086	(0.600)	173731	1.00000	0.99047
12	3-Chloropropionitrile	54	2.241	2.241	(0.645)	131938	1.00000	0.96472
13	Malononitrile	66	2.380	2.380	(0.685)	252001	1.00000	0.97373
209	Benzaldehyde	77	3.182	3.182	(0.915)	149232	1.00000	0.94812
21	Aniline	93	3.246	3.246	(0.934)	313871	1.00000	0.98168
22	Phenol	94	3.193	3.193	(0.918)	240793	1.00000	0.95630
23	bis(2-Chloroethyl)ether	93	3.268	3.268	(0.940)	203782	1.00000	0.91691
24	2-Chlorophenol	128	3.332	3.332	(0.958)	191582	1.00000	0.95512
26	1,3-Dichlorobenzene	146	3.439	3.439	(0.989)	202755	1.00000	0.97130
27	1,4-Dichlorobenzene	146	3.487	3.487	(1.003)	197599	1.00000	0.96324
28	1,2-Dichlorobenzene	146	3.594	3.594	(1.034)	192138	1.00000	0.96302
29	Benzyl Alcohol	108	3.546	3.546	(1.020)	124480	1.00000	0.94465
30	2-Methylphenol	108	3.605	3.605	(1.037)	163627	1.00000	0.93579
31	bis(2-Chloroisopropyl)ether	45	3.631	3.631	(1.045)	347935	1.00000	0.98976
37	Acetophenone	105	3.733	3.733	(1.074)	268087	1.00000	0.96493
32	N-Nitroso-di-n-propylamine	70	3.722	3.722	(1.071)	146004	1.00000	0.95632
192	4-Methylphenol	108	3.706	3.706	(1.066)	154923	1.00000	0.97504
34	Hexachloroethane	117	3.835	3.835	(1.103)	78224	1.00000	0.95861
35	Nitrobenzene	77	3.861	3.861	(0.885)	209438	1.00000	0.98955
41	Isophorone	82	4.016	4.016	(0.920)	385134	1.00000	0.97632
42	2-Nitrophenol	139	4.086	4.086	(0.936)	101514	1.00000	0.96457
43	2,4-Dimethylphenol	107	4.086	4.086	(0.936)	157896	1.00000	0.97721
44	bis(2-Chloroethoxy)methane	93	4.150	4.150	(0.951)	229606	1.00000	0.98096

46	2,4-Toluenediamene	121	5.182	5.182 (1.187)	87081	1.00000	1.0050
47	1,3,5-Trichlorobenzene	180	4.097	4.097 (0.939)	161248	1.00000	0.97997

	Compounds	QUANT SIG MASS	RT	EXP RT	REL RT	RESPONSE	AMOUNTS CAL-AMT (NG)	AMOUNTS ON-COL (NG)
48	2,4-Dichlorophenol	162	4.257	4.257	(0.975)	102068	1.00000	0.97620
49	Benzoic Acid	122	4.123	4.123	(0.945)	130004	2.00000	1.9570
50	1,2,4-Trichlorobenzene	180	4.321	4.321	(0.990)	157213	1.00000	0.97672
51	Naphthalene	128	4.380	4.380	(1.004)	576012	1.00000	1.0086
52	4-Chloroaniline	127	4.402	4.402	(1.009)	178497	1.00000	0.84533
56	Hexachlorobutadiene	225	4.460	4.460	(1.022)	79838	1.00000	0.95452
210	Caprolactam	113	4.632	4.632	(1.061)	62020	1.00000	0.95116
57	1,2,3-Trichlorobenzene	180	4.482	4.482	(1.027)	144195	1.00000	0.96640
59	4-Chloro-3-Methylphenol	107	4.728	4.728	(1.083)	158075	1.00000	0.95708
62	2-Methylnaphthalene	142	4.872	4.872	(1.116)	302559	1.00000	0.97981
63	1-Methylnaphthalene	142	4.947	4.947	(1.134)	351745	1.00000	0.97430
64	Hexachlorocyclopentadiene	237	4.990	4.990	(0.886)	90858	1.00000	0.94919
66	2,4,6-Trichlorophenol	196	5.070	5.070	(0.900)	87053	1.00000	0.89751
67	2,4,5-Trichlorophenol	196	5.102	5.102	(0.906)	106021	1.00000	0.97529
211	1,1'-Biphenyl	154	5.204	5.204	(0.924)	453479	1.00000	0.96723
68	1,2,3,5-Tetrachlorobenzene	216	4.985	4.985	(0.885)	148880	1.00000	0.96563
70	2-Chloronaphthalene	162	5.225	5.225	(0.928)	328995	1.00000	0.97129
73	2-Nitroaniline	65	5.284	5.284	(0.938)	117178	1.00000	0.99189
74	1,2,3,4-Tetrachlorobenzene	216	5.204	5.204	(0.924)	132517	1.00000	0.94898
76	Dimethylphthalate	163	5.396	5.396	(0.958)	369158	1.00000	0.93747
78	2,6-Dinitrotoluene	165	5.450	5.450	(0.968)	84554	1.00000	0.92709
79	Acenaphthylene	152	5.535	5.535	(0.983)	555565	1.00000	0.99184
80	1,2-Dinitrobenzene	168	5.493	5.493	(0.975)	42911	1.00000	0.95307
81	3-Nitroaniline	138	5.584	5.584	(0.991)	98755	1.00000	0.93221
82	Acenaphthene	153	5.658	5.658	(1.005)	357432	1.00000	0.96252
83	2,4-Dinitrophenol	184	5.658	5.658	(1.005)	100404	2.00000	1.9782(Q)
85	4-Nitrophenol	109	5.712	5.712	(1.014)	39326	1.00000	0.99016(Q)
86	Dibenzofuran	168	5.781	5.781	(1.027)	472673	1.00000	0.97137
87	2,4-Dinitrotoluene	165	5.744	5.744	(1.020)	121045	1.00000	0.96439
91	2,3,5,6-Tetrachlorophenol	232	5.835	5.835	(1.036)	87033	1.00000	0.94165
93	Diethylphthalate	149	5.905	5.905	(1.048)	388958	1.00000	0.94436
94	Fluorene	166	6.033	6.033	(1.071)	400869	1.00000	0.95824
95	4-Chlorophenyl-phenylether	204	6.011	6.011	(1.067)	175318	1.00000	0.94772
96	4-Nitroaniline	138	6.033	6.033	(1.071)	96034	1.00000	0.88084
98	4,6-Dinitro-2-methylphenol	198	6.049	6.049	(0.900)	64460	1.00000	0.82718
99	N-Nitrosodiphenylamine	169	6.092	6.092	(0.907)	291292	1.00000	0.97998
100	1,2-Diphenylhydrazine	77	6.129	6.129	(0.912)	438799	1.00000	0.98583
106	4-Bromophenyl-phenylether	248	6.370	6.370	(0.948)	101185	1.00000	0.96382
107	Hexachlorobenzene	284	6.439	6.439	(0.959)	96290	1.00000	0.94615
212	Atrazine	200	6.455	6.455	(0.961)	67122	1.00000	1.0009
111	Pentachlorophenol	266	6.578	6.578	(0.979)	124889	2.00000	1.9538
115	Phenanthrene	178	6.734	6.734	(1.002)	573797	1.00000	0.99747
116	Anthracene	178	6.771	6.771	(1.008)	567742	1.00000	0.97992
119	Carbazole	167	6.878	6.878	(1.024)	545234	1.00000	0.98401
120	Di-n-Butylphthalate	149	7.087	7.087	(1.055)	665390	1.00000	1.0451
123	Fluoranthene	202	7.605	7.605	(1.132)	568743	1.00000	0.97608
124	Benzidine	184	7.680	7.680	(0.885)	328924	1.00000	0.95673
125	Pyrene	202	7.777	7.777	(0.896)	611567	1.00000	1.0119
131	Butylbenzylphthalate	149	8.188	8.188	(0.944)	292867	1.00000	0.98678
133	3,3'-Dimethoxybenzidine	244	8.584	8.584	(0.990)	128952	1.00000	1.0286
135	3,3'-Dichlorobenzidine	252	8.622	8.622	(0.994)	214019	1.00000	0.97077
136	Benzo(a)Anthracene	228	8.664	8.664	(0.999)	578641	1.00000	0.95491

137 Chrysene	228	8.691	8.691 (1.002)	564261	1.00000	1.0016
138 4,4'-Methylene bis(o-chloroan	231	8.616	8.616 (0.993)	107427	1.00000	0.94216

Compounds	QUANT SIG MASS	RT	EXP RT	REL RT	RESPONSE	AMOUNTS CAL-AMT (NG)	AMOUNTS ON-COL (NG)
139 bis(2-ethylhexyl)Phthalate	149	8.600	8.600	(0.991)	419198	1.00000	0.99262
140 Di-n-octylphthalate	149	9.119	9.119	(0.907)	668747	1.00000	0.99441
141 Benzo(b)fluoranthene	252	9.622	9.622	(0.957)	565022	1.00000	1.0014
142 Benzo(k)fluoranthene	252	9.649	9.649	(0.960)	577387	1.00000	0.92605
146 Benzo(a)pyrene	252	9.986	9.986	(0.994)	502434	1.00000	0.93204
149 Indeno(1,2,3-cd)pyrene	276	11.521	11.521	(1.146)	582616	1.00000	0.96964
150 Dibenz(a,h)anthracene	278	11.526	11.526	(1.147)	481232	1.00000	0.96101
151 Benzo(g,h,i)perylene	276	11.970	11.970	(1.191)	471396	1.00000	0.96012
198 1,4-Dioxane	88	1.690	1.690	(0.486)	76641	1.00000	1.0139
$ 154 Nitrobenzene-d5	82	3.845	3.845	(0.881)	229363	1.00000	1.0100
$ 155 2-Fluorobiphenyl	172	5.124	5.124	(0.910)	376584	1.00000	0.98246
$ 156 Terphenyl-d14	244	7.857	7.857	(0.906)	364208	1.00000	0.95657
$ 157 Phenol-d5	99	3.182	3.182	(0.915)	225521	1.00000	0.96403
$ 158 2-Fluorophenol	112	2.610	2.610	(0.751)	173309	1.00000	0.96953
$ 159 2,4,6-Tribromophenol	330	6.204	6.204	(1.102)	42803	1.00000	0.90503
$ 186 2-Chlorophenol-d4	132	3.321	3.321	(0.955)	174102	1.00000	0.94764
$ 187 1,2-Dichlorobenzene-d4	152	3.583	3.583	(1.031)	120502	1.00000	0.95848
M 195 Cresols, total	100				318550	1.00000	
101 Diphenylamine	169	6.092	6.092	(0.907)	291292	1.00000	0.97998

QC Flag Legend

Q - Qualifier signal failed the ratio test.

TestAmerica North Canton

INTERNAL STANDARD COMPOUNDS
AREA AND RT SUMMARY

Instrument ID: a4hp7.i
Lab File ID: 7SM0301.D
Lab Smp Id: l4
Analysis Type: SV
Quant Type: ISTD
Operator: 001710
Method File: \\cansvr11\dd\chem\MSS\a4hp7.i\00301a.b\8270C-625.m
Misc Info:

Calibration Date: 01-MAR-2010
Calibration Time: 17:59
Level:
Sample Type:

COMPOUND	STANDARD	AREA LIMIT LOWER	AREA LIMIT UPPER	SAMPLE	%DIFF
1 1,4-Dichlorobenze	372908	186454	745816	312689	-16.15
2 Naphthalene-d8	1563613	781807	3127226	1284263	-17.87
3 Acenaphthene-d10	831448	415724	1662896	675910	-18.71
4 Phenanthrene-d10	1312591	656296	2625182	1064802	-18.88
5 Chrysene-d12	1565944	782972	3131888	1227570	-21.61
6 Perylene-d12	1416519	708260	2833038	1119943	-20.94

COMPOUND	STANDARD	RT LIMIT LOWER	RT LIMIT UPPER	SAMPLE	%DIFF
1 1,4-Dichlorobenze	3.48	2.98	3.98	3.48	0.00
2 Naphthalene-d8	4.37	3.87	4.87	4.36	-0.12
3 Acenaphthene-d10	5.64	5.14	6.14	5.63	-0.09
4 Phenanthrene-d10	6.72	6.22	7.22	6.72	0.00
5 Chrysene-d12	8.67	8.17	9.17	8.68	0.06
6 Perylene-d12	10.04	9.54	10.54	10.05	0.05

AREA UPPER LIMIT = +100% of internal standard area.
AREA LOWER LIMIT = - 50% of internal standard area.
RT UPPER LIMIT = + 0.50 minutes of internal standard RT.
RT LOWER LIMIT = - 0.50 minutes of internal standard RT.

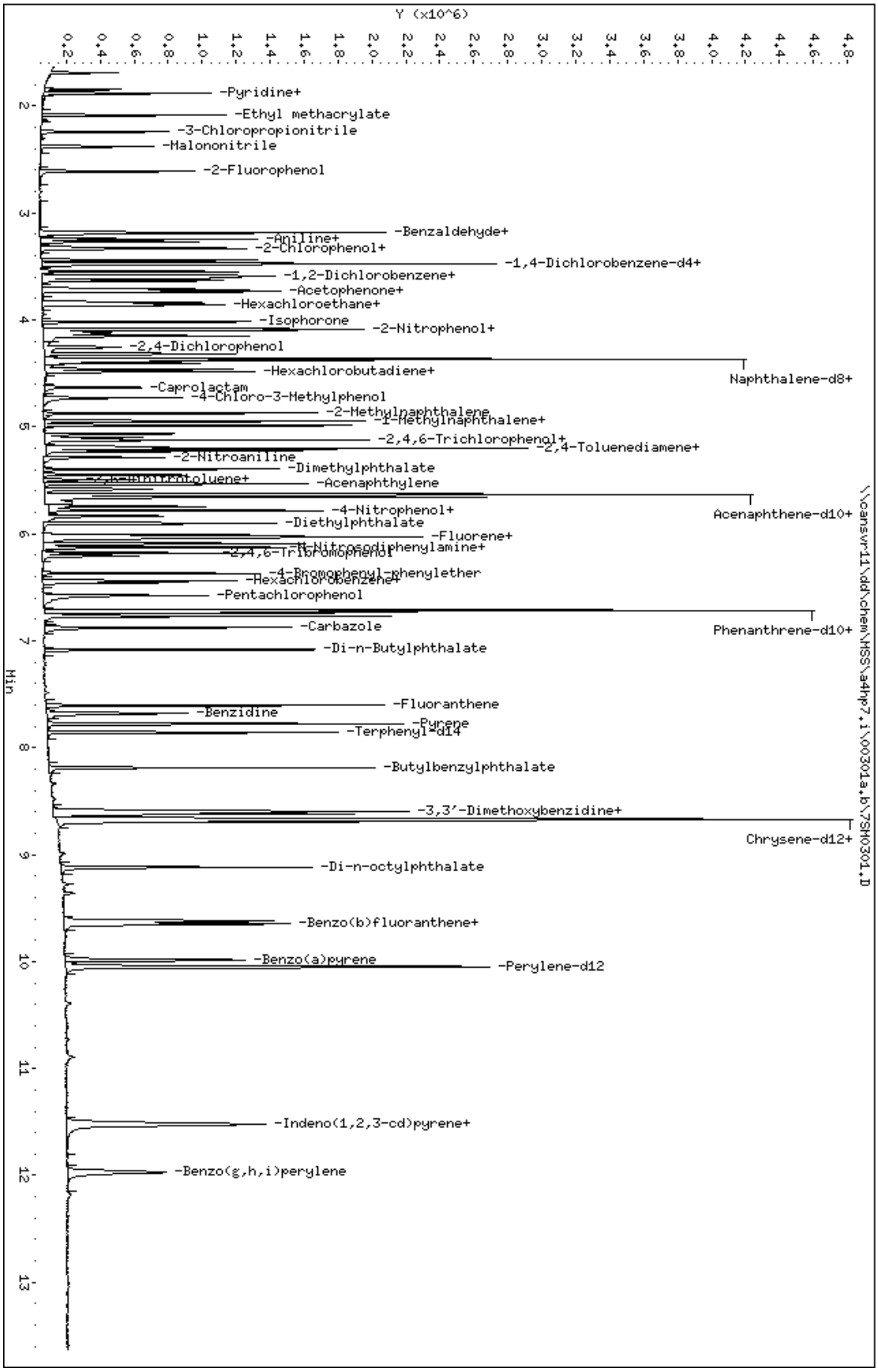

Data File: \\cansvr11\dd\chem\MSS\a4hp7.i\00301a.b\7SH0301.D
Date : 01-MAR-2010 15:43
Client ID:
Sample Info: 14,00301a,b,8270C-625,1-827042d,sub,1,,4
Column phase: db5.625

Instrument: a4hp7.i
Operator: 001710
Column diameter: 0.32

TestAmerica North Canton

Semivolatile REPORT SW-846 Method 8270

Data file : \\cansvr11\dd\chem\MSS\a4hp7.i\00301a.b\7SMH0301.D
Lab Smp Id: l6
Inj Date : 01-MAR-2010 17:59
Operator : 001710 Inst ID: a4hp7.i
Smp Info : l6,00301a.b,8270C-625,1-827042d.sub,1,,6
Misc Info :
Comment   :
Method   : \\cansvr11\dd\chem\MSS\a4hp7.i\00301a.b\8270C-625.m
Meth Date : 02-Mar-2010 10:10 a4hp7.i Quant Type: ISTD
Cal Date : 01-MAR-2010 19:17 Cal File: 7AH0301.D
Als bottle: 10 Calibration Sample, Level: 6
Dil Factor: 1.00000
Integrator: HP RTE Compound Sublist: 1-827042d.sub
Target Version: 4.14
Processing Host: CANPMSSV01

		QUANT SIG					AMOUNTS CAL-AMT	AMOUNTS ON-COL
	Compounds	MASS	RT	EXP RT	REL RT	RESPONSE	(NG)	(NG)
*	1 1,4-Dichlorobenzene-d4	152	3.476	3.476	(1.000)	372908	2.00000	
*	2 Naphthalene-d8	136	4.369	4.369	(1.000)	1563613	2.00000	
*	3 Acenaphthene-d10	164	5.637	5.637	(1.000)	831448	2.00000	
*	4 Phenanthrene-d10	188	6.717	6.717	(1.000)	1312591	2.00000	
*	5 Chrysene-d12	240	8.670	8.670	(1.000)	1565944	2.00000	
*	6 Perylene-d12	264	10.044	10.044	(1.000)	1416519	2.00000	
	9 Pyridine	79	1.877	1.877	(0.540)	1139634	5.00000	4.7568
	10 N-Nitrosodimethylamine	74	1.845	1.845	(0.531)	656716	5.00000	4.7507
	11 Ethyl methacrylate	69	2.086	2.086	(0.600)	987449	5.00000	4.7205
	12 3-Chloropropionitrile	54	2.246	2.246	(0.646)	767896	5.00000	4.7081
	13 Malononitrile	66	2.385	2.385	(0.686)	1500349	5.00000	4.8612
	209 Benzaldehyde	77	3.182	3.182	(0.915)	763852	5.00000	5.3558
	21 Aniline	93	3.246	3.246	(0.934)	1825623	5.00000	4.7879
	22 Phenol	94	3.193	3.193	(0.918)	1480026	5.00000	4.9286
	23 bis(2-Chloroethyl)ether	93	3.268	3.268	(0.940)	1311788	5.00000	4.9492
	24 2-Chlorophenol	128	3.332	3.332	(0.958)	1182051	5.00000	4.9414
	26 1,3-Dichlorobenzene	146	3.439	3.439	(0.989)	1178289	5.00000	4.7331
	27 1,4-Dichlorobenzene	146	3.487	3.487	(1.003)	1172783	5.00000	4.7938
	28 1,2-Dichlorobenzene	146	3.594	3.594	(1.034)	1148570	5.00000	4.8271
	29 Benzyl Alcohol	108	3.546	3.546	(1.020)	773789	5.00000	4.9238
	30 2-Methylphenol	108	3.610	3.610	(1.038)	1065436	5.00000	5.1093
	31 bis(2-Chloroisopropyl)ether	45	3.631	3.631	(1.045)	2009391	5.00000	4.7930
	37 Acetophenone	105	3.738	3.738	(1.075)	1616361	5.00000	4.8783
	32 N-Nitroso-di-n-propylamine	70	3.728	3.728	(1.072)	895094	5.00000	4.9160
	192 4-Methylphenol	108	3.712	3.712	(1.068)	1078328	5.00000	4.8952
	34 Hexachloroethane	117	3.835	3.835	(1.103)	467654	5.00000	4.8055
	35 Nitrobenzene	77	3.861	3.861	(0.884)	1254739	5.00000	4.8692
	41 Isophorone	82	4.022	4.022	(0.920)	2378745	5.00000	4.9528
	42 2-Nitrophenol	139	4.086	4.086	(0.935)	642576	5.00000	5.0148
	43 2,4-Dimethylphenol	107	4.086	4.086	(0.935)	1110612	5.00000	4.9132
	44 bis(2-Chloroethoxy)methane	93	4.150	4.150	(0.950)	1419978	5.00000	4.9828

46	2,4-Toluenediamene	121	5.188	5.188 (1.187)	579265	5.00000	5.4910
47	1,3,5-Trichlorobenzene	180	4.097	4.097 (0.938)	972409	5.00000	4.8539

	Compounds	QUANT SIG MASS	RT	EXP RT	REL RT	RESPONSE	AMOUNTS CAL-AMT (NG)	AMOUNTS ON-COL (NG)
48	2,4-Dichlorophenol	162	4.252	4.252	(0.973)	810589	5.00000	4.9065
49	Benzoic Acid	122	4.172	4.172	(0.955)	1584583	10.0000	9.5498(H)
50	1,2,4-Trichlorobenzene	180	4.321	4.321	(0.989)	963556	5.00000	4.9168
51	Naphthalene	128	4.380	4.380	(1.002)	3480021	5.00000	5.0049
52	4-Chloroaniline	127	4.401	4.401	(1.007)	1331383	5.00000	5.1787
56	Hexachlorobutadiene	225	4.460	4.460	(1.021)	500515	5.00000	4.9150
210	Caprolactam	113	4.653	4.653	(1.065)	407152	5.00000	5.1286
57	1,2,3-Trichlorobenzene	180	4.482	4.482	(1.026)	897007	5.00000	4.9377
59	4-Chloro-3-Methylphenol	107	4.728	4.728	(1.082)	1032695	5.00000	5.1355
62	2-Methylnaphthalene	142	4.872	4.872	(1.115)	1916354	5.00000	5.0972
63	1-Methylnaphthalene	142	4.947	4.947	(1.132)	2172323	5.00000	4.9421
64	Hexachlorocyclopentadiene	237	4.990	4.990	(0.885)	598919	5.00000	5.0864
66	2,4,6-Trichlorophenol	196	5.070	5.070	(0.899)	618867	5.00000	5.1869
67	2,4,5-Trichlorophenol	196	5.102	5.102	(0.905)	678895	5.00000	5.0769
211	1,1'-Biphenyl	154	5.204	5.204	(0.923)	2828390	5.00000	4.9042
68	1,2,3,5-Tetrachlorobenzene	216	4.985	4.985	(0.884)	932656	5.00000	4.9175
70	2-Chloronaphthalene	162	5.231	5.231	(0.928)	2054112	5.00000	4.9299
73	2-Nitroaniline	65	5.289	5.289	(0.938)	713340	5.00000	4.9087
74	1,2,3,4-Tetrachlorobenzene	216	5.204	5.204	(0.923)	854096	5.00000	4.9722
76	Dimethylphthalate	163	5.402	5.402	(0.958)	2364463	5.00000	4.8812
78	2,6-Dinitrotoluene	165	5.450	5.450	(0.967)	570100	5.00000	5.0815
79	Acenaphthylene	152	5.535	5.535	(0.982)	3433652	5.00000	4.9833
80	1,2-Dinitrobenzene	168	5.498	5.498	(0.975)	279398	5.00000	5.0447
81	3-Nitroaniline	138	5.584	5.584	(0.991)	647394	5.00000	4.9680
82	Acenaphthene	153	5.658	5.658	(1.004)	2224082	5.00000	4.8688
83	2,4-Dinitrophenol	184	5.658	5.658	(1.004)	935941	10.0000	10.330
85	4-Nitrophenol	109	5.685	5.685	(1.009)	301601	5.00000	4.9740(H)
86	Dibenzofuran	168	5.781	5.781	(1.026)	2931850	5.00000	4.8980
87	2,4-Dinitrotoluene	165	5.749	5.749	(1.020)	775794	5.00000	5.0247
91	2,3,5,6-Tetrachlorophenol	232	5.835	5.835	(1.035)	574685	5.00000	5.0546
93	Diethylphthalate	149	5.904	5.904	(1.047)	2444403	5.00000	4.8246
94	Fluorene	166	6.033	6.033	(1.070)	2524660	5.00000	4.9060
95	4-Chlorophenyl-phenylether	204	6.011	6.011	(1.066)	1102589	5.00000	4.8453
96	4-Nitroaniline	138	6.027	6.027	(1.069)	704484	5.00000	5.2529
98	4,6-Dinitro-2-methylphenol	198	6.049	6.049	(0.900)	475916	5.00000	4.9542
99	N-Nitrosodiphenylamine	169	6.092	6.092	(0.907)	1831433	5.00000	4.9982
100	1,2-Diphenylhydrazine	77	6.129	6.129	(0.912)	2714575	5.00000	4.9474
106	4-Bromophenyl-phenylether	248	6.370	6.370	(0.948)	649277	5.00000	5.0170
107	Hexachlorobenzene	284	6.439	6.439	(0.959)	626199	5.00000	4.9915
212	Atrazine	200	6.461	6.461	(0.962)	429534	5.00000	5.1960
111	Pentachlorophenol	266	6.573	6.573	(0.979)	926091	10.0000	9.8774
115	Phenanthrene	178	6.739	6.739	(1.003)	3589199	5.00000	5.0615
116	Anthracene	178	6.771	6.771	(1.008)	3635394	5.00000	5.0901
119	Carbazole	167	6.878	6.878	(1.024)	3434756	5.00000	5.0286
120	Di-n-Butylphthalate	149	7.087	7.087	(1.055)	4229826	5.00000	5.3894
123	Fluoranthene	202	7.605	7.605	(1.132)	3622998	5.00000	5.0440
124	Benzidine	184	7.675	7.675	(0.885)	2266563	5.00000	5.1681
125	Pyrene	202	7.776	7.776	(0.897)	3838872	5.00000	4.9794
131	Butylbenzylphthalate	149	8.188	8.188	(0.944)	1860943	5.00000	4.9153
133	3,3'-Dimethoxybenzidine	244	8.579	8.579	(0.990)	800955	5.00000	5.0083
135	3,3'-Dichlorobenzidine	252	8.616	8.616	(0.994)	1400857	5.00000	4.9811
136	Benzo(a)Anthracene	228	8.664	8.664	(0.999)	3662677	5.00000	4.7383

137 Chrysene	228	8.691	8.691 (1.002)	3523297	5.00000	4.9027
138 4,4'-Methylene bis(o-chloroan	231	8.611	8.611 (0.993)	726195	5.00000	4.9927

Compounds	QUANT SIG MASS	RT	EXP RT	REL RT	RESPONSE	AMOUNTS CAL-AMT (NG)	AMOUNTS ON-COL (NG)
139 bis(2-ethylhexyl)Phthalate	149	8.595	8.595	(0.991)	2609534	5.00000	4.8439
140 Di-n-octylphthalate	149	9.114	9.114	(0.907)	4412461	5.00000	5.1875
141 Benzo(b)fluoranthene	252	9.622	9.622	(0.958)	3506213	5.00000	4.9131
142 Benzo(k)fluoranthene	252	9.649	9.649	(0.961)	3908949	5.00000	4.9568
146 Benzo(a)pyrene	252	9.985	9.985	(0.994)	3406749	5.00000	4.9966
149 Indeno(1,2,3-cd)pyrene	276	11.531	11.531	(1.148)	3833647	5.00000	5.0444
150 Dibenz(a,h)anthracene	278	11.531	11.531	(1.148)	3231582	5.00000	5.1022
151 Benzo(g,h,i)perylene	276	11.981	11.981	(1.193)	3134515	5.00000	5.0476
198 1,4-Dioxane	88	1.684	1.684	(0.485)	415753	5.00000	4.6119
$ 154 Nitrobenzene-d5	82	3.851	3.851	(0.881)	1333252	5.00000	4.8219
$ 155 2-Fluorobiphenyl	172	5.124	5.124	(0.909)	2341151	5.00000	4.9652
$ 156 Terphenyl-d14	244	7.857	7.857	(0.906)	2397033	5.00000	4.9353
$ 157 Phenol-d5	99	3.187	3.187	(0.917)	1408774	5.00000	5.0496
$ 158 2-Fluorophenol	112	2.610	2.610	(0.751)	1007141	5.00000	4.7244
$ 159 2,4,6-Tribromophenol	330	6.209	6.209	(1.102)	289851	5.00000	4.9822
$ 186 2-Chlorophenol-d4	132	3.321	3.321	(0.955)	1079191	5.00000	4.9255
$ 187 1,2-Dichlorobenzene-d4	152	3.583	3.583	(1.031)	728820	5.00000	4.8609
M 195 Cresols, total	100				2143764	5.00000	
101 Diphenylamine	169	6.092	6.092	(0.907)	1831433	5.00000	4.9982

QC Flag Legend

H - Operator selected an alternate compound hit.

TestAmerica North Canton

INTERNAL STANDARD COMPOUNDS
AREA AND RT SUMMARY

Instrument ID: a4hp7.i
Lab File ID: 7SMH0301.D
Lab Smp Id: l6
Analysis Type: SV
Quant Type: ISTD
Operator: 001710
Method File: \\cansvr11\dd\chem\MSS\a4hp7.i\00301a.b\8270C-625.m
Misc Info:

Calibration Date: 01-MAR-2010
Calibration Time: 17:59
Level:
Sample Type:

		AREA LIMIT			
COMPOUND	STANDARD	LOWER	UPPER	SAMPLE	%DIFF
1 1,4-Dichlorobenze	372908	186454	745816	372908	0.00
2 Naphthalene-d8	1563613	781807	3127226	1563613	0.00
3 Acenaphthene-d10	831448	415724	1662896	831448	0.00
4 Phenanthrene-d10	1312591	656296	2625182	1312591	0.00
5 Chrysene-d12	1565944	782972	3131888	1565944	0.00
6 Perylene-d12	1416519	708260	2833038	1416519	0.00

		RT LIMIT			
COMPOUND	STANDARD	LOWER	UPPER	SAMPLE	%DIFF
1 1,4-Dichlorobenze	3.48	2.98	3.98	3.48	0.00
2 Naphthalene-d8	4.37	3.87	4.87	4.37	0.00
3 Acenaphthene-d10	5.64	5.14	6.14	5.64	0.00
4 Phenanthrene-d10	6.72	6.22	7.22	6.72	0.00
5 Chrysene-d12	8.67	8.17	9.17	8.67	0.00
6 Perylene-d12	10.04	9.54	10.54	10.04	0.00

AREA UPPER LIMIT = +100% of internal standard area.
AREA LOWER LIMIT = - 50% of internal standard area.
RT UPPER LIMIT = + 0.50 minutes of internal standard RT.
RT LOWER LIMIT = - 0.50 minutes of internal standard RT.

Data File: \\cansvr11\dd\chem\MSS\a4hp7.i\00301a.b\7SMH0301.D

Page 1

Date : 01-MAR-2010 17:59

Client ID:

Instrument: a4hp7.i

Sample Info: 16,00301a.b,8270C-625,1-827042d.sub,1,,6

Operator: 001710

Column phase: db5.625

Column diameter: 0.32

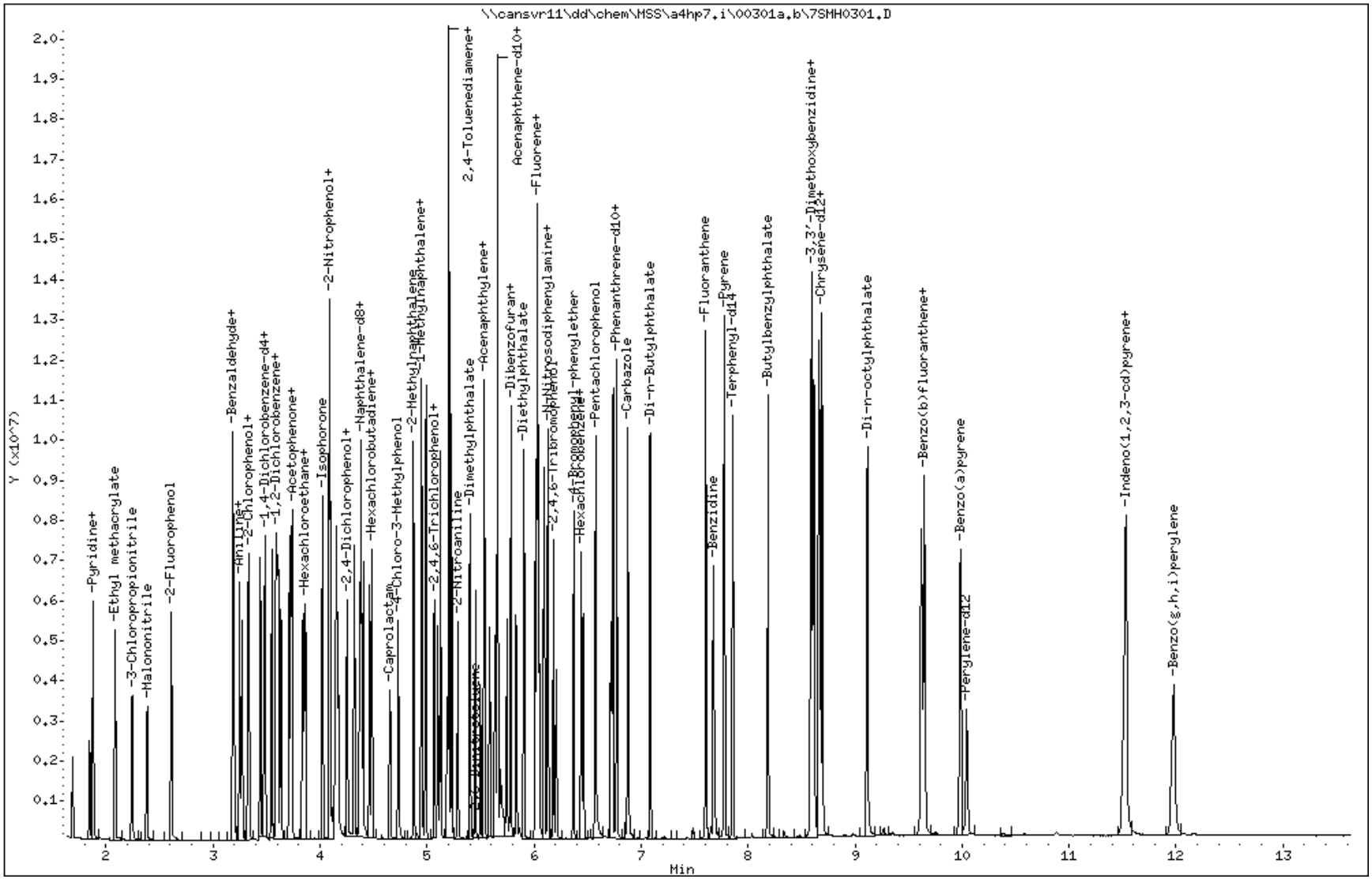

North Canton

TestAmerica North Canton

Semivolatile REPORT SW-846 Method 8270

Data file : \\cansvr11\dd\chem\MSS\a4hp7.i\00301a.b\7SML0301.D
Lab Smp Id: l3
Inj Date : 01-MAR-2010 16:02
Operator : 001710   Inst ID: a4hp7.i
Smp Info : l3,00301a.b,8270C-625,1-827042d.sub,1,,3
Misc Info :
Comment   :
Method   : \\cansvr11\dd\chem\MSS\a4hp7.i\00301a.b\8270C-625.m
Meth Date : 02-Mar-2010 10:09 a4hp7.i Quant Type: ISTD
Cal Date : 01-MAR-2010 20:15   Cal File: 7AM0301.D
Als bottle: 4   Calibration Sample, Level: 3
Dil Factor: 1.00000
Integrator: HP RTE   Compound Sublist: 1-827042d.sub
Target Version: 4.14
Processing Host: CANPMSSV01

		QUANT SIG					AMOUNTS CAL-AMT	AMOUNTS ON-COL
	Compounds	MASS	RT	EXP RT	REL RT	RESPONSE	(NG)	(NG)
*	1 1,4-Dichlorobenzene-d4	152	3.476	3.476	(1.000)	329744	2.00000	
*	2 Naphthalene-d8	136	4.364	4.364	(1.000)	1350799	2.00000	
*	3 Acenaphthene-d10	164	5.632	5.632	(1.000)	696034	2.00000	
*	4 Phenanthrene-d10	188	6.718	6.718	(1.000)	1111400	2.00000	
*	5 Chrysene-d12	240	8.670	8.670	(1.000)	1266655	2.00000	
*	6 Perylene-d12	264	10.050	10.050	(1.000)	1163422	2.00000	
	9 Pyridine	79	1.882	1.882	(0.542)	102617	0.50000	0.48439
	10 N-Nitrosodimethylamine	74	1.845	1.845	(0.531)	60220	0.50000	0.49266
	11 Ethyl methacrylate	69	2.086	2.086	(0.600)	90232	0.50000	0.48782
	12 3-Chloropropionitrile	54	2.241	2.241	(0.645)	72200	0.50000	0.50062
	13 Malononitrile	66	2.380	2.380	(0.685)	137230	0.50000	0.50283
	209 Benzaldehyde	77	3.182	3.182	(0.915)	79204	0.50000	0.47034
	21 Aniline	93	3.246	3.246	(0.934)	167243	0.50000	0.49602
	22 Phenol	94	3.193	3.193	(0.918)	124561	0.50000	0.46910
	23 bis(2-Chloroethyl)ether	93	3.268	3.268	(0.940)	112875	0.50000	0.48161
	24 2-Chlorophenol	128	3.332	3.332	(0.958)	99451	0.50000	0.47016
	26 1,3-Dichlorobenzene	146	3.439	3.439	(0.989)	107105	0.50000	0.48655
	27 1,4-Dichlorobenzene	146	3.487	3.487	(1.003)	106528	0.50000	0.49244
	28 1,2-Dichlorobenzene	146	3.594	3.594	(1.034)	100774	0.50000	0.47897
	29 Benzyl Alcohol	108	3.546	3.546	(1.020)	64342	0.50000	0.46302
	30 2-Methylphenol	108	3.605	3.605	(1.037)	81763	0.50000	0.44342
	31 bis(2-Chloroisopropyl)ether	45	3.631	3.631	(1.045)	186617	0.50000	0.50340
	37 Acetophenone	105	3.733	3.733	(1.074)	141363	0.50000	0.48249
	32 N-Nitroso-di-n-propylamine	70	3.722	3.722	(1.071)	77840	0.50000	0.48348
	192 4-Methylphenol	108	3.706	3.706	(1.066)	71664	0.50000	0.49618
	34 Hexachloroethane	117	3.835	3.835	(1.103)	41432	0.50000	0.48147
	35 Nitrobenzene	77	3.861	3.861	(0.885)	109206	0.50000	0.49056
	41 Isophorone	82	4.017	4.017	(0.920)	197983	0.50000	0.47717
	42 2-Nitrophenol	139	4.086	4.086	(0.936)	49936	0.50000	0.45111
	43 2,4-Dimethylphenol	107	4.086	4.086	(0.936)	71804	0.50000	0.48903
	44 bis(2-Chloroethoxy)methane	93	4.150	4.150	(0.951)	116583	0.50000	0.47355

46	2,4-Toluenediamene	121	5.188	5.188 (1.189)	52734	0.50000	0.57863
47	1,3,5-Trichlorobenzene	180	4.097	4.097 (0.939)	83120	0.50000	0.48027

	Compounds	QUANT SIG MASS	RT	EXP RT	REL RT	RESPONSE	AMOUNTS CAL-AMT (NG)	AMOUNTS ON-COL (NG)
48	2,4-Dichlorophenol	162	4.263	4.263	(0.977)	40052	0.50000	0.51149
49	Benzoic Acid	122	4.118	4.118	(0.944)	48704	1.00000	1.3790(Q)
50	1,2,4-Trichlorobenzene	180	4.316	4.316	(0.989)	83661	0.50000	0.49416
51	Naphthalene	128	4.380	4.380	(1.004)	304200	0.50000	0.50642
52	4-Chloroaniline	127	4.402	4.402	(1.009)	103712	0.50000	0.46697
56	Hexachlorobutadiene	225	4.461	4.461	(1.022)	41925	0.50000	0.47656
210	Caprolactam	113	4.626	4.626	(1.060)	28952	0.50000	0.42214
57	1,2,3-Trichlorobenzene	180	4.482	4.482	(1.027)	73214	0.50000	0.46651
59	4-Chloro-3-Methylphenol	107	4.733	4.733	(1.085)	75109	0.50000	0.43235
62	2-Methylnaphthalene	142	4.872	4.872	(1.116)	153166	0.50000	0.47158
63	1-Methylnaphthalene	142	4.947	4.947	(1.134)	180287	0.50000	0.47478
64	Hexachlorocyclopentadiene	237	4.990	4.990	(0.886)	44266	0.50000	0.44908
66	2,4,6-Trichlorophenol	196	5.070	5.070	(0.900)	43613	0.50000	0.43664
67	2,4,5-Trichlorophenol	196	5.108	5.108	(0.907)	49312	0.50000	0.44051
211	1,1'-Biphenyl	154	5.204	5.204	(0.924)	231945	0.50000	0.48042
68	1,2,3,5-Tetrachlorobenzene	216	4.985	4.985	(0.885)	77547	0.50000	0.48842
70	2-Chloronaphthalene	162	5.225	5.225	(0.928)	167879	0.50000	0.48130
73	2-Nitroaniline	65	5.284	5.284	(0.938)	57700	0.50000	0.47430
74	1,2,3,4-Tetrachlorobenzene	216	5.204	5.204	(0.924)	70524	0.50000	0.49043
76	Dimethylphthalate	163	5.397	5.397	(0.958)	197031	0.50000	0.48589
78	2,6-Dinitrotoluene	165	5.450	5.450	(0.968)	40956	0.50000	0.43608
79	Acenaphthylene	152	5.536	5.536	(0.983)	283735	0.50000	0.49190
80	1,2-Dinitrobenzene	168	5.498	5.498	(0.976)	20118	0.50000	0.43391
81	3-Nitroaniline	138	5.584	5.584	(0.991)	50591	0.50000	0.46375
82	Acenaphthene	153	5.659	5.659	(1.005)	186551	0.50000	0.48783
83	2,4-Dinitrophenol	184	Compound Not Detected.					
85	4-Nitrophenol	109	Compound Not Detected.					
86	Dibenzofuran	168	5.782	5.782	(1.027)	248013	0.50000	0.49494
87	2,4-Dinitrotoluene	165	5.744	5.744	(1.020)	58672	0.50000	0.45394
91	2,3,5,6-Tetrachlorophenol	232	5.835	5.835	(1.036)	45117	0.50000	0.47403
93	Diethylphthalate	149	5.905	5.905	(1.048)	208971	0.50000	0.49270
94	Fluorene	166	6.028	6.028	(1.070)	215849	0.50000	0.50105
95	4-Chlorophenyl-phenylether	204	6.012	6.012	(1.067)	92109	0.50000	0.48352
96	4-Nitroaniline	138	6.033	6.033	(1.071)	46773	0.50000	0.41661
98	4,6-Dinitro-2-methylphenol	198	Compound Not Detected.					
99	N-Nitrosodiphenylamine	169	6.092	6.092	(0.907)	152151	0.50000	0.49041
100	1,2-Diphenylhydrazine	77	6.129	6.129	(0.912)	237139	0.50000	0.51043
106	4-Bromophenyl-phenylether	248	6.370	6.370	(0.948)	51966	0.50000	0.47424
107	Hexachlorobenzene	284	6.440	6.440	(0.959)	51290	0.50000	0.48285
212	Atrazine	200	6.456	6.456	(0.961)	35471	0.50000	0.50676
111	Pentachlorophenol	266	6.579	6.579	(0.979)	60150	1.00000	1.0867
115	Phenanthrene	178	6.734	6.734	(1.002)	302002	0.50000	0.50298
116	Anthracene	178	6.771	6.771	(1.008)	310678	0.50000	0.51374
119	Carbazole	167	6.878	6.878	(1.024)	282889	0.50000	0.48914
120	Di-n-Butylphthalate	149	7.087	7.087	(1.055)	345914	0.50000	0.52053
123	Fluoranthene	202	7.606	7.606	(1.132)	297989	0.50000	0.48997
124	Benzidine	184	7.680	7.680	(0.886)	158690	0.50000	0.44733
125	Pyrene	202	7.777	7.777	(0.897)	324209	0.50000	0.51989
131	Butylbenzylphthalate	149	8.189	8.189	(0.944)	149145	0.50000	0.48702
133	3,3'-Dimethoxybenzidine	244	8.584	8.584	(0.990)	59881	0.50000	0.46291
135	3,3'-Dichlorobenzidine	252	8.622	8.622	(0.994)	106423	0.50000	0.46783
136	Benzo(a)Anthracene	228	8.665	8.665	(0.999)	310761	0.50000	0.49701

137 Chrysene	228	8.691	8.691 (1.002)	296247	0.50000	0.50963
138 4,4'-Methylene bis(o-chloroan	231	8.611	8.611 (0.993)	54897	0.50000	0.46660

Compounds	QUANT SIG MASS	RT	EXP RT	REL RT	RESPONSE	AMOUNTS CAL-AMT (NG)	AMOUNTS ON-COL (NG)
139 bis(2-ethylhexyl)Phthalate	149	8.595	8.595	(0.991)	218889	0.50000	0.50232
140 Di-n-octylphthalate	149	9.114	9.114	(0.907)	333443	0.50000	0.47729
141 Benzo(b)fluoranthene	252	9.617	9.617	(0.957)	272892	0.50000	0.46558
142 Benzo(k)fluoranthene	252	9.643	9.643	(0.960)	318335	0.50000	0.49148
146 Benzo(a)pyrene	252	9.986	9.986	(0.994)	262194	0.50000	0.46821
149 Indeno(1,2,3-cd)pyrene	276	11.515	11.515	(1.146)	300283	0.50000	0.48108
150 Dibenz(a,h)anthracene	278	11.521	11.521	(1.146)	240220	0.50000	0.46179
151 Benzo(g,h,i)perylene	276	11.965	11.965	(1.191)	236772	0.50000	0.46422
198 1,4-Dioxane	88	1.690	1.690	(0.486)	39269	0.50000	0.49263
$ 154 Nitrobenzene-d5	82	3.845	3.845	(0.881)	117678	0.50000	0.49265
$ 155 2-Fluorobiphenyl	172	5.124	5.124	(0.910)	191088	0.50000	0.48411
$ 156 Terphenyl-d14	244	7.857	7.857	(0.906)	190458	0.50000	0.48479
$ 157 Phenol-d5	99	3.182	3.182	(0.915)	117718	0.50000	0.47718
$ 158 2-Fluorophenol	112	2.610	2.610	(0.751)	89805	0.50000	0.47641
$ 159 2,4,6-Tribromophenol	330	6.210	6.210	(1.103)	22347	0.50000	0.45885
$ 186 2-Chlorophenol-d4	132	3.321	3.321	(0.955)	91026	0.50000	0.46983
$ 187 1,2-Dichlorobenzene-d4	152	3.583	3.583	(1.031)	64095	0.50000	0.48345
M 195 Cresols, total	100				153427	0.50000	
101 Diphenylamine	169	6.092	6.092	(0.907)	152151	0.50000	0.49041

QC Flag Legend

Q - Qualifier signal failed the ratio test.

TestAmerica North Canton

INTERNAL STANDARD COMPOUNDS
AREA AND RT SUMMARY

Instrument ID: a4hp7.i
Lab File ID: 7SML0301.D
Lab Smp Id: l3
Analysis Type: SV
Quant Type: ISTD
Operator: 001710
Method File: \\cansvr11\dd\chem\MSS\a4hp7.i\00301a.b\8270C-625.m
Misc Info:

Calibration Date: 01-MAR-2010
Calibration Time: 17:59
Level:
Sample Type:

		AREA LIMIT			
COMPOUND	STANDARD	LOWER	UPPER	SAMPLE	%DIFF
1 1,4-Dichlorobenze	372908	186454	745816	329744	-11.57
2 Naphthalene-d8	1563613	781807	3127226	1350799	-13.61
3 Acenaphthene-d10	831448	415724	1662896	696034	-16.29
4 Phenanthrene-d10	1312591	656296	2625182	1111400	-15.33
5 Chrysene-d12	1565944	782972	3131888	1266655	-19.11
6 Perylene-d12	1416519	708260	2833038	1163422	-17.87

		RT LIMIT			
COMPOUND	STANDARD	LOWER	UPPER	SAMPLE	%DIFF
1 1,4-Dichlorobenze	3.48	2.98	3.98	3.48	0.00
2 Naphthalene-d8	4.37	3.87	4.87	4.36	-0.12
3 Acenaphthene-d10	5.64	5.14	6.14	5.63	-0.09
4 Phenanthrene-d10	6.72	6.22	7.22	6.72	0.00
5 Chrysene-d12	8.67	8.17	9.17	8.67	0.00
6 Perylene-d12	10.04	9.54	10.54	10.05	0.06

AREA UPPER LIMIT = +100% of internal standard area.
AREA LOWER LIMIT = - 50% of internal standard area.
RT UPPER LIMIT = + 0.50 minutes of internal standard RT.
RT LOWER LIMIT = - 0.50 minutes of internal standard RT.

Data File: \\cansvr11\dd\chem\MSS\a4hp7.i\00301a.b\7SML0301.D

Page 1

Date : 01-MAR-2010 16:02

Client ID:

Instrument: a4hp7.i

Sample Info: 13,00301a.b,8270C-625,1-827042d.sub,1,,3

Operator: 001710

Column phase: db5.625

Column diameter: 0.32

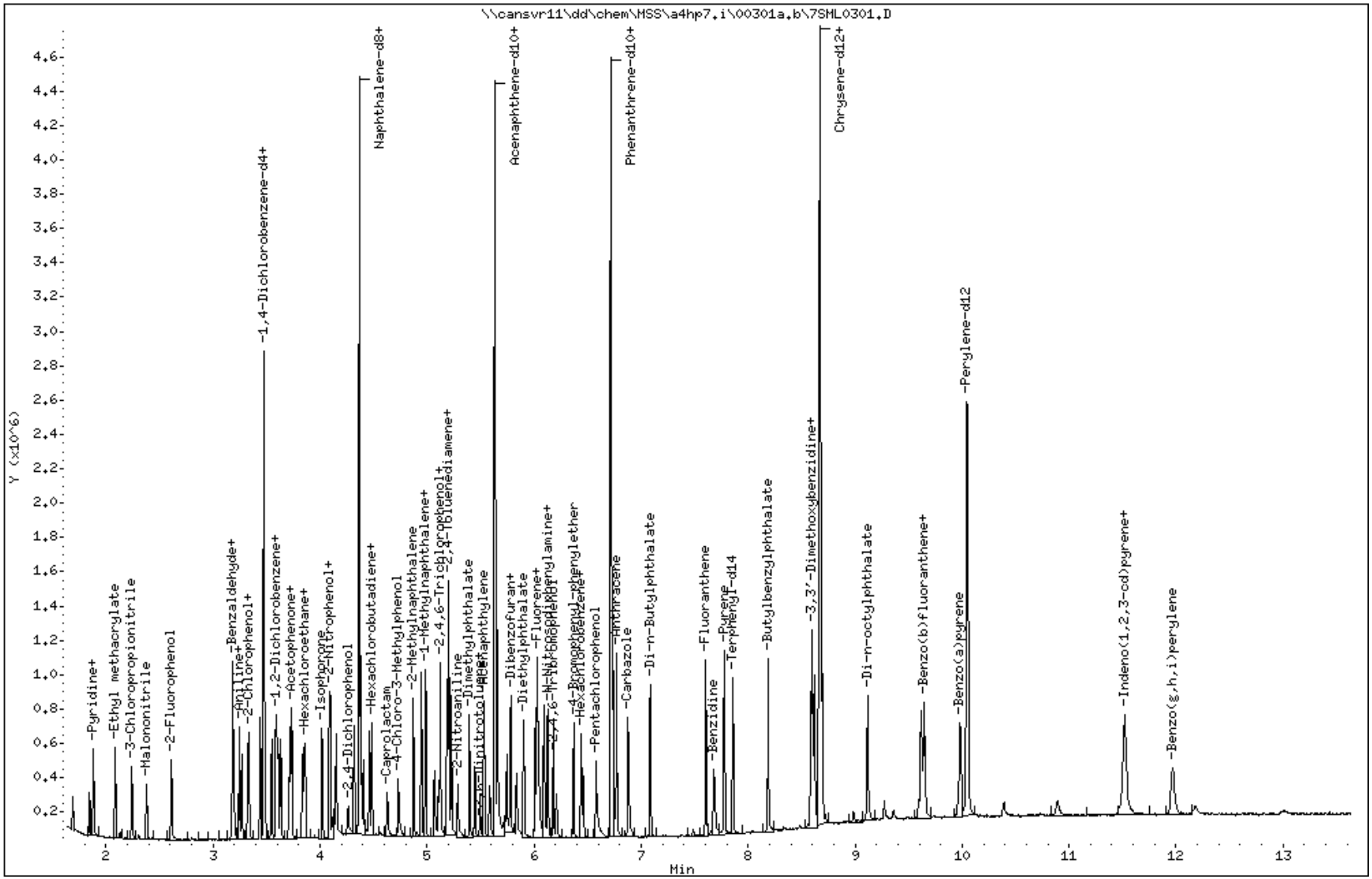

TestAmerica North Canton

Semivolatile REPORT SW-846 Method 8270

Data file : \\cansvr11\dd\chem\MSS\a4hp7.i\00301a.b\7SMM0301.D
Lab Smp Id: l5
Inj Date : 01-MAR-2010 15:23
Operator : 001710 Inst ID: a4hp7.i
Smp Info : l5,00301a.b,8270C-625,1-827042d.sub,1,,5
Misc Info :
Comment   :
Method   : \\cansvr11\dd\chem\MSS\a4hp7.i\00301a.b\8270C-625.m
Meth Date : 02-Mar-2010 10:09 a4hp7.i Quant Type: ISTD
Cal Date : 01-MAR-2010 20:53 Cal File: 7AL0301.D
Als bottle: 2 Calibration Sample, Level: 5
Dil Factor: 1.00000
Integrator: HP RTE Compound Sublist: 1-827042d.sub
Target Version: 4.14
Processing Host: CANPMSSV01

		QUANT SIG					AMOUNTS CAL-AMT	AMOUNTS ON-COL
	Compounds	MASS	RT	EXP RT	REL RT	RESPONSE	(NG)	(NG)
*	1 1,4-Dichlorobenzene-d4	152	3.476	3.476	(1.000)	312499	2.00000	
*	2 Naphthalene-d8	136	4.370	4.370	(1.000)	1310098	2.00000	
*	3 Acenaphthene-d10	164	5.637	5.637	(1.000)	688933	2.00000	
*	4 Phenanthrene-d10	188	6.718	6.718	(1.000)	1082662	2.00000	
*	5 Chrysene-d12	240	8.670	8.670	(1.000)	1241492	2.00000	
*	6 Perylene-d12	264	10.044	10.044	(1.000)	1131670	2.00000	
	9 Pyridine	79	1.882	1.882	(0.542)	501687	2.50000	2.4988
	10 N-Nitrosodimethylamine	74	1.850	1.850	(0.532)	296388	2.50000	2.5586
	11 Ethyl methacrylate	69	2.086	2.086	(0.600)	448044	2.50000	2.5559
	12 3-Chloropropionitrile	54	2.246	2.246	(0.646)	348742	2.50000	2.5515
	13 Malononitrile	66	2.380	2.380	(0.685)	659012	2.50000	2.5480
	209 Benzaldehyde	77	3.182	3.182	(0.915)	362667	2.50000	2.6000
	21 Aniline	93	3.246	3.246	(0.934)	807370	2.50000	2.5267
	22 Phenol	94	3.193	3.193	(0.918)	644022	2.50000	2.5592
	23 bis(2-Chloroethyl)ether	93	3.268	3.268	(0.940)	546375	2.50000	2.4599
	24 2-Chlorophenol	128	3.332	3.332	(0.958)	513813	2.50000	2.5632
	26 1,3-Dichlorobenzene	146	3.439	3.439	(0.989)	530290	2.50000	2.5419
	27 1,4-Dichlorobenzene	146	3.487	3.487	(1.003)	514225	2.50000	2.5082
	28 1,2-Dichlorobenzene	146	3.594	3.594	(1.034)	501735	2.50000	2.5163
	29 Benzyl Alcohol	108	3.546	3.546	(1.020)	328513	2.50000	2.4945
	30 2-Methylphenol	108	3.610	3.610	(1.038)	444775	2.50000	2.5452
	31 bis(2-Chloroisopropyl)ether	45	3.631	3.631	(1.045)	885306	2.50000	2.5199
	37 Acetophenone	105	3.738	3.738	(1.075)	696369	2.50000	2.5080
	32 N-Nitroso-di-n-propylamine	70	3.722	3.722	(1.071)	388859	2.50000	2.5485
	192 4-Methylphenol	108	3.706	3.706	(1.066)	454381	2.50000	2.5874
	34 Hexachloroethane	117	3.835	3.835	(1.103)	203287	2.50000	2.4927
	35 Nitrobenzene	77	3.861	3.861	(0.884)	544144	2.50000	2.5203
	41 Isophorone	82	4.022	4.022	(0.920)	1004686	2.50000	2.4967
	42 2-Nitrophenol	139	4.086	4.086	(0.935)	273623	2.50000	2.5486
	43 2,4-Dimethylphenol	107	4.086	4.086	(0.935)	459715	2.50000	2.5414
	44 bis(2-Chloroethoxy)methane	93	4.150	4.150	(0.950)	594620	2.50000	2.4903

46	2,4-Toluenediamene	121	5.182	5.182 (1.186)	192620	2.50000	2.1792
47	1,3,5-Trichlorobenzene	180	4.097	4.097 (0.938)	414628	2.50000	2.4702

	Compounds	QUANT SIG MASS	RT	EXP RT	REL RT	RESPONSE	AMOUNTS CAL-AMT (NG)	AMOUNTS ON-COL (NG)
48	2,4-Dichlorophenol	162	4.252	4.252	(0.973)	303525	2.50000	2.3724
49	Benzoic Acid	122	4.145	4.145	(0.949)	555693	5.00000	4.7512(Q)
50	1,2,4-Trichlorobenzene	180	4.321	4.321	(0.989)	402036	2.50000	2.4485
51	Naphthalene	128	4.380	4.380	(1.002)	1492387	2.50000	2.5617
52	4-Chloroaniline	127	4.402	4.402	(1.007)	543446	2.50000	2.5229
56	Hexachlorobutadiene	225	4.460	4.460	(1.021)	214002	2.50000	2.5081
210	Caprolactam	113	4.637	4.637	(1.061)	172976	2.50000	2.6005
57	1,2,3-Trichlorobenzene	180	4.482	4.482	(1.026)	379330	2.50000	2.4921
59	4-Chloro-3-Methylphenol	107	4.728	4.728	(1.082)	430410	2.50000	2.5546
62	2-Methylnaphthalene	142	4.872	4.872	(1.115)	816105	2.50000	2.5908
63	1-Methylnaphthalene	142	4.947	4.947	(1.132)	939984	2.50000	2.5523
64	Hexachlorocyclopentadiene	237	4.990	4.990	(0.885)	250573	2.50000	2.5682
66	2,4,6-Trichlorophenol	196	5.070	5.070	(0.899)	253083	2.50000	2.5599
67	2,4,5-Trichlorophenol	196	5.097	5.097	(0.904)	276844	2.50000	2.4986
211	1,1'-Biphenyl	154	5.204	5.204	(0.923)	1200384	2.50000	2.5119
68	1,2,3,5-Tetrachlorobenzene	216	4.985	4.985	(0.884)	389694	2.50000	2.4798
70	2-Chloronaphthalene	162	5.231	5.231	(0.928)	870104	2.50000	2.5202
73	2-Nitroaniline	65	5.284	5.284	(0.937)	310991	2.50000	2.5827
74	1,2,3,4-Tetrachlorobenzene	216	5.204	5.204	(0.923)	352023	2.50000	2.4732
76	Dimethylphthalate	163	5.396	5.396	(0.957)	988150	2.50000	2.4620
78	2,6-Dinitrotoluene	165	5.450	5.450	(0.967)	230252	2.50000	2.4769
79	Acenaphthylene	152	5.536	5.536	(0.982)	1450107	2.50000	2.5399
80	1,2-Dinitrobenzene	168	5.498	5.498	(0.975)	112228	2.50000	2.4455
81	3-Nitroaniline	138	5.584	5.584	(0.991)	269365	2.50000	2.4946
82	Acenaphthene	153	5.659	5.659	(1.004)	943306	2.50000	2.4922
83	2,4-Dinitrophenol	184	5.653	5.653	(1.003)	329756	5.00000	4.9011(Q)
85	4-Nitrophenol	109	5.691	5.691	(1.009)	117871	2.50000	2.5370(Q)
86	Dibenzofuran	168	5.782	5.782	(1.026)	1235274	2.50000	2.4906
87	2,4-Dinitrotoluene	165	5.744	5.744	(1.019)	310438	2.50000	2.4266
91	2,3,5,6-Tetrachlorophenol	232	5.835	5.835	(1.035)	221936	2.50000	2.3558
93	Diethylphthalate	149	5.905	5.905	(1.047)	1023111	2.50000	2.4371
94	Fluorene	166	6.033	6.033	(1.070)	1060672	2.50000	2.4875
95	4-Chlorophenyl-phenylether	204	6.012	6.012	(1.066)	455634	2.50000	2.4165
96	4-Nitroaniline	138	6.028	6.028	(1.069)	288535	2.50000	2.5965
98	4,6-Dinitro-2-methylphenol	198	6.044	6.044	(0.900)	189402	2.50000	2.3904
99	N-Nitrosodiphenylamine	169	6.092	6.092	(0.907)	748674	2.50000	2.4772
100	1,2-Diphenylhydrazine	77	6.129	6.129	(0.912)	1149742	2.50000	2.5405
106	4-Bromophenyl-phenylether	248	6.370	6.370	(0.948)	258434	2.50000	2.4210
107	Hexachlorobenzene	284	6.439	6.439	(0.959)	250647	2.50000	2.4222
212	Atrazine	200	6.461	6.461	(0.962)	170478	2.50000	2.5002
111	Pentachlorophenol	266	6.573	6.573	(0.979)	347837	5.00000	4.7326
115	Phenanthrene	178	6.734	6.734	(1.002)	1482095	2.50000	2.5339
116	Anthracene	178	6.771	6.771	(1.008)	1504561	2.50000	2.5540
119	Carbazole	167	6.878	6.878	(1.024)	1436150	2.50000	2.5491
120	Di-n-Butylphthalate	149	7.087	7.087	(1.055)	1768323	2.50000	2.7316
123	Fluoranthene	202	7.605	7.605	(1.132)	1494324	2.50000	2.5223
124	Benzidine	184	7.680	7.680	(0.886)	929502	2.50000	2.6733
125	Pyrene	202	7.777	7.777	(0.897)	1589016	2.50000	2.5997
131	Butylbenzylphthalate	149	8.188	8.188	(0.944)	769430	2.50000	2.5634
133	3,3'-Dimethoxybenzidine	244	8.579	8.579	(0.990)	353995	2.50000	2.7920
135	3,3'-Dichlorobenzidine	252	8.616	8.616	(0.994)	559941	2.50000	2.5114
136	Benzo(a)Anthracene	228	8.664	8.664	(0.999)	1516549	2.50000	2.4746

137 Chrysene	228	8.691	8.691 (1.002)	1467905	2.50000	2.5764
138 4,4'-Methylene bis(o-chloroan	231	8.611	8.611 (0.993)	293654	2.50000	2.5465

	Compounds	QUANT SIG MASS	RT	EXP RT	REL RT	RESPONSE	AMOUNTS CAL-AMT (NG)	AMOUNTS ON-COL (NG)
139	bis(2-ethylhexyl)Phthalate	149	8.595	8.595	(0.991)	1100292	2.50000	2.5762
140	Di-n-octylphthalate	149	9.114	9.114	(0.907)	1837738	2.50000	2.7044
141	Benzo(b)fluoranthene	252	9.622	9.622	(0.958)	1433888	2.50000	2.5150
142	Benzo(k)fluoranthene	252	9.649	9.649	(0.961)	1582296	2.50000	2.5115
146	Benzo(a)pyrene	252	9.986	9.986	(0.994)	1367573	2.50000	2.5106
149	Indeno(1,2,3-cd)pyrene	276	11.521	11.521	(1.147)	1564644	2.50000	2.5770
150	Dibenz(a,h)anthracene	278	11.526	11.526	(1.147)	1322261	2.50000	2.6132
151	Benzo(g,h,i)perylene	276	11.970	11.970	(1.192)	1282803	2.50000	2.5857
198	1,4-Dioxane	88	1.690	1.690	(0.486)	191390	2.50000	2.5335
$ 154	Nitrobenzene-d5	82	3.851	3.851	(0.881)	588548	2.50000	2.5405
$ 155	2-Fluorobiphenyl	172	5.124	5.124	(0.909)	990182	2.50000	2.5344
$ 156	Terphenyl-d14	244	7.857	7.857	(0.906)	961539	2.50000	2.4971
$ 157	Phenol-d5	99	3.182	3.182	(0.915)	606443	2.50000	2.5939
$ 158	2-Fluorophenol	112	2.610	2.610	(0.751)	461999	2.50000	2.5861
$ 159	2,4,6-Tribromophenol	330	6.204	6.204	(1.101)	115471	2.50000	2.3954
$ 186	2-Chlorophenol-d4	132	3.321	3.321	(0.955)	469177	2.50000	2.5553
$ 187	1,2-Dichlorobenzene-d4	152	3.589	3.589	(1.032)	312831	2.50000	2.4898
M 195	Cresols, total	100				899156	2.50000	
101	Diphenylamine	169	6.092	6.092	(0.907)	748674	2.50000	2.4772

QC Flag Legend

Q - Qualifier signal failed the ratio test.

TestAmerica North Canton

INTERNAL STANDARD COMPOUNDS
AREA AND RT SUMMARY

Instrument ID: a4hp7.i
Lab File ID: 7SMM0301.D
Lab Smp Id: l5
Analysis Type: SV
Quant Type: ISTD
Operator: 001710
Method File: \\cansvr11\dd\chem\MSS\a4hp7.i\00301a.b\8270C-625.m
Misc Info:

Calibration Date: 01-MAR-2010
Calibration Time: 17:59
Level:
Sample Type:

COMPOUND	STANDARD	AREA LIMIT LOWER	AREA LIMIT UPPER	SAMPLE	%DIFF
1 1,4-Dichlorobenze	372908	186454	745816	312499	-16.20
2 Naphthalene-d8	1563613	781807	3127226	1310098	-16.21
3 Acenaphthene-d10	831448	415724	1662896	688933	-17.14
4 Phenanthrene-d10	1312591	656296	2625182	1082662	-17.52
5 Chrysene-d12	1565944	782972	3131888	1241492	-20.72
6 Perylene-d12	1416519	708260	2833038	1131670	-20.11

COMPOUND	STANDARD	RT LIMIT LOWER	RT LIMIT UPPER	SAMPLE	%DIFF
1 1,4-Dichlorobenze	3.48	2.98	3.98	3.48	0.00
2 Naphthalene-d8	4.37	3.87	4.87	4.37	0.00
3 Acenaphthene-d10	5.64	5.14	6.14	5.64	0.00
4 Phenanthrene-d10	6.72	6.22	7.22	6.72	0.00
5 Chrysene-d12	8.67	8.17	9.17	8.67	0.00
6 Perylene-d12	10.04	9.54	10.54	10.04	0.00

AREA UPPER LIMIT = +100% of internal standard area.
AREA LOWER LIMIT = - 50% of internal standard area.
RT UPPER LIMIT = + 0.50 minutes of internal standard RT.
RT LOWER LIMIT = - 0.50 minutes of internal standard RT.

Data File: \\cansvr11\dd\chem\MSS\a4hp7.i\00301a.b\7SMM0301.D

Page 1

Date : 01-MAR-2010 15:23

Client ID:

Instrument: a4hp7.i

Sample Info: 15,00301a.b,8270C-625,1-827042d.sub,1,,5

Operator: 001710

Column phase: db5.625

Column diameter: 0.32

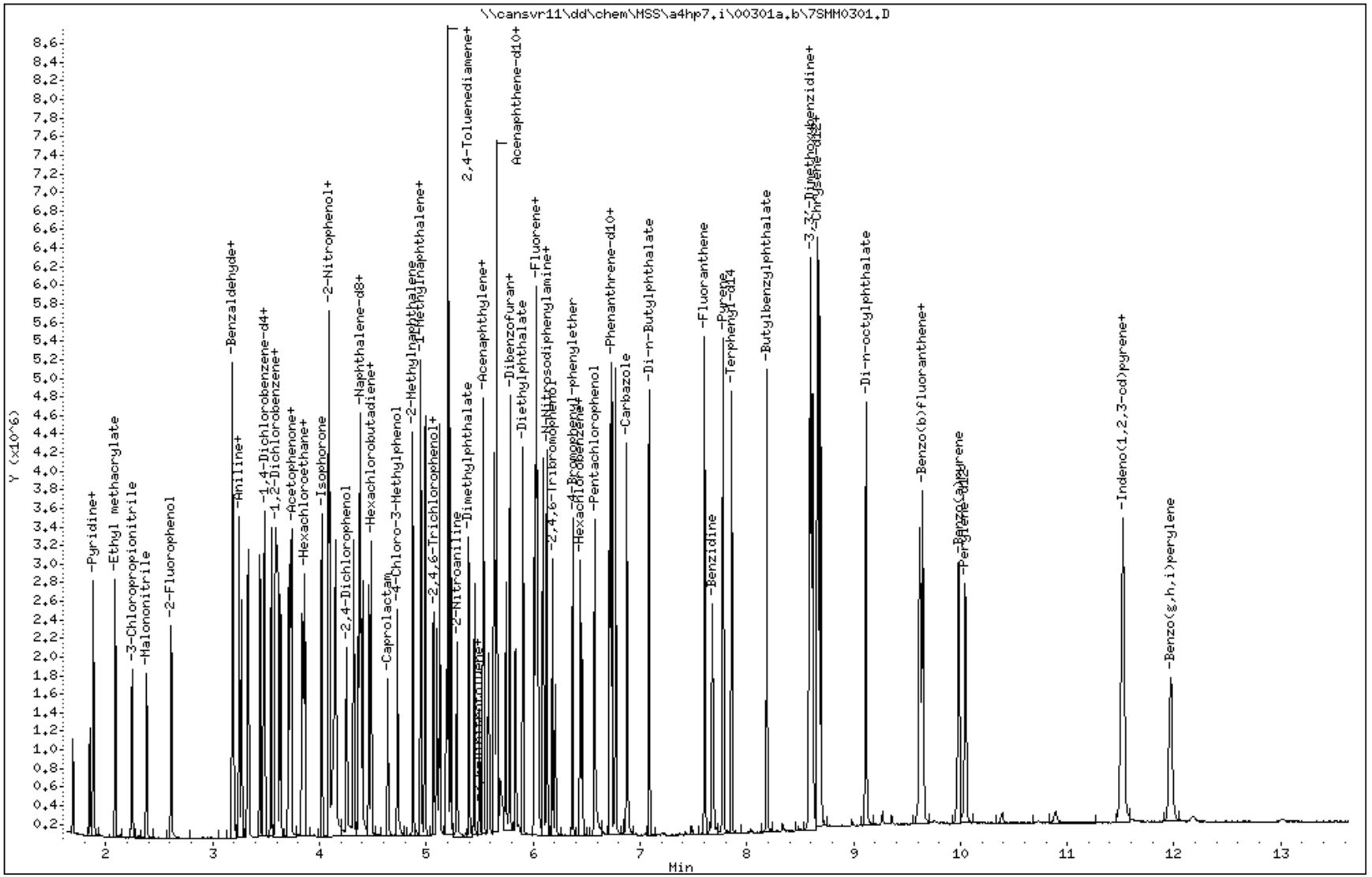

TestAmerica North Canton

CONTINUING CALIBRATION COMPOUNDS

Instrument ID: a4hp7.i Injection Date: 01-MAR-2010 18:18
Lab File ID: ICVTCL.D Init. Cal. Date(s): 01-MAR-2010 01-MAR-2010
Analysis Type: Init. Cal. Times: 15:23 20:53
Lab Sample ID: icvtcl Quant Type: ISTD
Method: \\cansvr11\dd\chem\MSS\a4hp7.i\00301a.b\8270C-625.m

COMPOUND	RRF / AMOUNT	RF5	CCAL RRF5	MIN RRF	%D / %DRIFT	MAX %D / %DRIFT	CURVE TYPE
9 Pyridine	1.28492	1.28936	1.28936	0.010	-0.34608	50.00000	Averaged
10 N-Nitrosodimethylamine	0.74139	0.73859	0.73859	0.010	0.37751	50.00000	Averaged
11 Ethyl methacrylate	1.12190	1.12084	1.12084	0.010	0.09492	50.00000	Averaged
12 3-Chloropropionitrile	0.87475	0.87319	0.87319	0.010	0.17868	50.00000	Averaged
13 Malononitrile	1.65531	1.67442	1.67442	0.010	-1.15435	50.00000	Averaged
209 Benzaldehyde	5.00000	5.46946	0.83231	0.010	-9.38915	0.000e+000	Quadratic
21 Aniline	2.04502	2.16269	2.16269	0.010	-5.75394	50.00000	Averaged
22 Phenol	1.61053	1.63412	1.63412	0.010	-1.46469	20.00000	Averaged
23 bis(2-Chloroethyl)ether	1.42153	1.33311	1.33311	0.010	6.22003	50.00000	Averaged
24 2-Chlorophenol	1.28296	1.29916	1.29916	0.010	-1.26270	50.00000	Averaged
26 1,3-Dichlorobenzene	1.33517	1.31721	1.31721	0.010	1.34530	50.00000	Averaged
27 1,4-Dichlorobenzene	1.31210	1.30591	1.30591	0.010	0.47187	20.00000	Averaged
28 1,2-Dichlorobenzene	1.27614	1.25883	1.25883	0.010	1.35619	50.00000	Averaged
29 Benzyl Alcohol	0.84284	0.82836	0.82836	0.010	1.71815	50.00000	Averaged
30 2-Methylphenol	1.11839	1.13863	1.13863	0.010	-1.80935	50.00000	Averaged
31 bis(2-Chloroisopropyl)ether	2.24847	2.18240	2.18240	0.010	2.93842	50.00000	Averaged
37 Acetophenone	1.77704	1.71991	1.71991	0.010	3.21521	50.00000	Averaged
32 N-Nitroso-di-n-propylamine	0.97652	0.97270	0.97270	0.050	0.39140	50.00000	Averaged
192 4-Methylphenol	5.00000	4.97456	1.17704	0.010	0.50888	0.000e+000	Quadratic
34 Hexachloroethane	0.52193	0.51236	0.51236	0.010	1.83503	50.00000	Averaged
35 Nitrobenzene	0.32960	0.32496	0.32496	0.010	1.40804	50.00000	Averaged
41 Isophorone	0.61432	0.61518	0.61518	0.010	-0.13942	50.00000	Averaged
42 2-Nitrophenol	0.16390	0.16950	0.16950	0.010	-3.41650	20.00000	Averaged
43 2,4-Dimethylphenol	5.00000	5.01217	0.29027	0.010	-0.24345	0.000e+000	Quadratic
44 bis(2-Chloroethoxy)methane	0.36451	0.36428	0.36428	0.010	0.06164	50.00000	Averaged
46 2,4-Toluenediamene	0.13494	0.15559	0.15559	0.010	-15.30356	50.00000	Averaged
47 1,3,5-Trichlorobenzene	0.25625	0.25416	0.25416	0.010	0.81335	50.00000	Averaged
48 2,4-Dichlorophenol	5.00000	4.95982	0.20984	0.010	0.80355	0.000e+000	Quadratic
49 Benzoic Acid	10.00000	9.29644	0.19621	0.010	7.03563	0.000e+000	Quadratic
50 1,2,4-Trichlorobenzene	0.25067	0.24911	0.24911	0.010	0.62161	50.00000	Averaged
51 Naphthalene	0.88937	0.90353	0.90353	0.010	-1.59251	50.00000	Averaged
52 4-Chloroaniline	0.32884	0.36538	0.36538	0.010	-11.11215	50.00000	Averaged
56 Hexachlorobutadiene	0.13026	0.13277	0.13277	0.010	-1.93178	20.00000	Averaged
210 Caprolactam	0.10154	0.10601	0.10601	0.010	-4.39342	50.00000	Averaged
57 1,2,3-Trichlorobenzene	0.23236	0.23474	0.23474	0.010	-1.02056	50.00000	Averaged
59 4-Chloro-3-Methylphenol	0.25721	0.26863	0.26863	0.010	-4.43878	20.00000	Averaged
62 2-Methylnaphthalene	0.48089	0.49554	0.49554	0.010	-3.04622	50.00000	Averaged
63 1-Methylnaphthalene	0.56223	0.56395	0.56395	0.010	-0.30612	50.00000	Averaged
64 Hexachlorocyclopentadiene	0.28324	0.30244	0.30244	0.050	-6.77908	50.00000	Averaged
66 2,4,6-Trichlorophenol	0.28700	0.30537	0.30537	0.010	-6.39830	20.00000	Averaged
67 2,4,5-Trichlorophenol	0.32166	0.33459	0.33459	0.010	-4.02051	50.00000	Averaged
211 1,1'-Biphenyl	1.38729	1.39583	1.39583	0.010	-0.61566	50.00000	Averaged

TestAmerica North Canton

CONTINUING CALIBRATION COMPOUNDS

Instrument ID: a4hp7.i Injection Date: 01-MAR-2010 18:18
Lab File ID: ICVTCL.D Init. Cal. Date(s): 01-MAR-2010 01-MAR-2010
Analysis Type: Init. Cal. Times: 15:23 20:53
Lab Sample ID: icvtcl Quant Type: ISTD
Method: \\cansvr11\dd\chem\MSS\a4hp7.i\00301a.b\8270C-625.m

COMPOUND	RRF / AMOUNT	RF5	CCAL RRF5	MIN RRF	%D / %DRIFT	MAX %D / %DRIFT	CURVE TYPE
68 1,2,3,5-Tetrachlorobenzene	0.45621	0.45787	0.45787	0.010	-0.36313	50.00000	Averaged
70 2-Chloronaphthalene	1.00226	1.01655	1.01655	0.010	-1.42510	50.00000	Averaged
73 2-Nitroaniline	0.34956	0.35575	0.35575	0.010	-1.77123	50.00000	Averaged
74 1,2,3,4-Tetrachlorobenzene	0.41320	0.42382	0.42382	0.010	-2.57029	50.00000	Averaged
76 Dimethylphthalate	1.16519	1.16004	1.16004	0.010	0.44177	50.00000	Averaged
78 2,6-Dinitrotoluene	0.26987	0.27897	0.27897	0.010	-3.37359	50.00000	Averaged
79 Acenaphthylene	1.65743	1.71604	1.71604	0.010	-3.53635	50.00000	Averaged
80 1,2-Dinitrobenzene	0.13322	0.13930	0.13930	0.010	-4.56311	50.00000	Averaged
81 3-Nitroaniline	0.31346	0.32012	0.32012	0.010	-2.12364	50.00000	Averaged
82 Acenaphthene	1.09882	1.09253	1.09253	0.010	0.57246	20.00000	Averaged
83 2,4-Dinitrophenol	10.00000	10.67956	0.23379	0.050	-6.79556	0.000e+000	Quadratic
85 4-Nitrophenol	5.00000	5.18266	0.15203	0.050	-3.65326	0.000e+000	Quadratic
86 Dibenzofuran	1.43985	1.45405	1.45405	0.010	-0.98671	50.00000	Averaged
87 2,4-Dinitrotoluene	0.37139	0.38316	0.38316	0.010	-3.16864	50.00000	Averaged
91 2,3,5,6-Tetrachlorophenol	0.27349	0.28491	0.28491	0.010	-4.17793	50.00000	Averaged
93 Diethylphthalate	1.21873	1.19746	1.19746	0.010	1.74500	50.00000	Averaged
94 Fluorene	1.23785	1.24111	1.24111	0.010	-0.26353	50.00000	Averaged
95 4-Chlorophenyl-phenylether	0.54738	0.54431	0.54431	0.010	0.56049	50.00000	Averaged
96 4-Nitroaniline	0.32260	0.35031	0.35031	0.010	-8.58938	50.00000	Averaged
98 4,6-Dinitro-2-methylphenol	0.14637	0.15142	0.15142	0.010	-3.44839	50.00000	Averaged
99 N-Nitrosodiphenylamine	0.55831	0.57835	0.57835	0.010	-3.58949	20.00000	Averaged
100 1,2-Diphenylhydrazine	0.83603	0.84550	0.84550	0.010	-1.13284	50.00000	Averaged
106 4-Bromophenyl-phenylether	0.19719	0.20287	0.20287	0.010	-2.88141	50.00000	Averaged
107 Hexachlorobenzene	0.19115	0.19110	0.19110	0.010	0.02687	50.00000	Averaged
212 Atrazine	0.12596	0.13468	0.13468	0.010	-6.92343	50.00000	Averaged
111 Pentachlorophenol	10.00000	10.20322	0.14603	0.010	-2.03217	0.000e+000	Quadratic
115 Phenanthrene	1.08049	1.11163	1.11163	0.010	-2.88202	50.00000	Averaged
116 Anthracene	1.08823	1.12995	1.12995	0.010	-3.83382	50.00000	Averaged
119 Carbazole	1.04075	1.07921	1.07921	0.010	-3.69558	50.00000	Averaged
120 Di-n-Butylphthalate	1.19585	1.32070	1.32070	0.010	-10.44007	50.00000	Averaged
123 Fluoranthene	1.09443	1.12931	1.12931	0.010	-3.18635	20.00000	Averaged
124 Benzidine	0.56013	0.61236	0.61236	0.010	-9.32509	50.00000	Averaged
125 Pyrene	0.98466	1.00464	1.00464	0.010	-2.02968	50.00000	Averaged
131 Butylbenzylphthalate	0.48354	0.48811	0.48811	0.010	-0.94493	50.00000	Averaged
133 3,3'-Dimethoxybenzidine	0.20425	0.20832	0.20832	0.010	-1.99113	50.00000	Averaged
135 3,3'-Dichlorobenzidine	0.35919	0.36861	0.36861	0.010	-2.62378	50.00000	Averaged
136 Benzo(a)Anthracene	0.98726	0.97911	0.97911	0.010	0.82550	50.00000	Averaged
137 Chrysene	0.91784	0.90574	0.90574	0.010	1.31796	50.00000	Averaged
138 4,4'-Methylene bis(o-chloro	0.18577	0.19413	0.19413	0.010	-4.50387	50.00000	Averaged
139 bis(2-ethylhexyl)Phthalate	0.68805	0.69741	0.69741	0.010	-1.36087	50.00000	Averaged
140 Di-n-octylphthalate	1.20096	1.27878	1.27878	0.010	-6.47959	20.00000	Averaged
141 Benzo(b)fluoranthene	1.00760	1.07326	1.07326	0.010	-6.51638	50.00000	Averaged

TestAmerica North Canton

CONTINUING CALIBRATION COMPOUNDS

Instrument ID: a4hp7.i Injection Date: 01-MAR-2010 18:18
Lab File ID: ICVTCL.D Init. Cal. Date(s): 01-MAR-2010 01-MAR-2010
Analysis Type: Init. Cal. Times: 15:23 20:53
Lab Sample ID: icvtcl Quant Type: ISTD
Method: \\cansvr11\dd\chem\MSS\a4hp7.i\00301a.b\8270C-625.m

COMPOUND	RRF / AMOUNT	RF5	CCAL RRF5	MIN RRF	%D / %DRIFT	MAX %D / %DRIFT	CURVE TYPE
142 Benzo(k)fluoranthene	1.11344	1.10710	1.10710	0.010	0.56908	50.00000	Averaged
146 Benzo(a)pyrene	0.96267	0.99799	0.99799	0.010	-3.66894	20.00000	Averaged
149 Indeno(1,2,3-cd)pyrene	1.07302	1.11523	1.11523	0.010	-3.93417	50.00000	Averaged
150 Dibenz(a,h)anthracene	0.89425	0.94168	0.94168	0.010	-5.30349	50.00000	Averaged
151 Benzo(g,h,i)perylene	0.87679	0.91969	0.91969	0.010	-4.89291	50.00000	Averaged
198 1,4-Dioxane	0.48348	0.47802	0.47802	0.010	1.12982	50.00000	Averaged
$ 154 Nitrobenzene-d5	0.35367	0.35336	0.35336	0.010	0.08613	50.00000	Averaged
$ 155 2-Fluorobiphenyl	1.13420	1.16203	1.16203	0.010	-2.45408	50.00000	Averaged
$ 156 Terphenyl-d14	0.62032	0.63000	0.63000	0.010	-1.56091	50.00000	Averaged
$ 157 Phenol-d5	1.49628	1.54407	1.54407	0.010	-3.19414	50.00000	Averaged
$ 158 2-Fluorophenol	1.14334	1.14186	1.14186	0.010	0.12945	50.00000	Averaged
$ 159 2,4,6-Tribromophenol	0.13994	0.14505	0.14505	0.010	-3.65266	50.00000	Averaged
$ 186 2-Chlorophenol-d4	1.17511	1.18823	1.18823	0.010	-1.11687	50.00000	Averaged
$ 187 1,2-Dichlorobenzene-d4	0.80413	0.79513	0.79513	0.010	1.11922	50.00000	Averaged
M 195 Cresols, total	2.21860	2.31567	2.31567	0.010	-4.37534	50.00000	Averaged
101 Diphenylamine	0.55831	0.57835	0.57835	0.010	-3.58949	50.00000	Averaged

TestAmerica North Canton

Semivolatile REPORT SW-846 Method 8270

Data file : \\cansvr11\dd\chem\MSS\a4hp7.i\00301a.b\ICVTCL.D
Lab Smp Id: icvtcl
Inj Date : 01-MAR-2010 18:18
Operator : 001710 Inst ID: a4hp7.i
Smp Info : icvtcl,00301a.b,8270C-625,1-827042d.sub,2
Misc Info :
Comment :
Method : \\cansvr11\dd\chem\MSS\a4hp7.i\00301a.b\8270C-625.m
Meth Date : 02-Mar-2010 10:11 a4hp7.i Quant Type: ISTD
Cal Date : 01-MAR-2010 20:53 Cal File: 7AL0301.D
Als bottle: 11 Continuing Calibration Sample
Dil Factor: 1.00000
Integrator: HP RTE Compound Sublist: 1-827042d.sub
Target Version: 4.14
Processing Host: CANPMSSV01

	Compounds	QUANT SIG MASS	RT	EXP RT	REL RT	RESPONSE	AMOUNTS CAL-AMT (NG)	ON-COL (NG)	
* 1	1,4-Dichlorobenzene-d4	152	3.476	3.476	(1.000)	398185	2.00000		(Q)
* 2	Naphthalene-d8	136	4.364	4.364	(1.000)	1668551	2.00000		
* 3	Acenaphthene-d10	164	5.637	5.637	(1.000)	877584	2.00000		
* 4	Phenanthrene-d10	188	6.718	6.718	(1.000)	1388767	2.00000		
* 5	Chrysene-d12	240	8.675	8.675	(1.000)	1649880	2.00000		
* 6	Perylene-d12	264	10.045	10.045	(1.000)	1481513	2.00000		
9	Pyridine	79	1.882	1.882	(0.542)	1283512	5.00000	5.0173	
10	N-Nitrosodimethylamine	74	1.850	1.850	(0.532)	735236	5.00000	4.9811	
11	Ethyl methacrylate	69	2.086	2.086	(0.600)	1115751	5.00000	4.9952	
12	3-Chloropropionitrile	54	2.246	2.246	(0.646)	869227	5.00000	4.9911	
13	Malononitrile	66	2.385	2.385	(0.686)	1666822	5.00000	5.0577	
209	Benzaldehyde	77	3.182	3.182	(0.915)	828534	5.00000	5.4694	
21	Aniline	93	3.252	3.252	(0.935)	2152873	5.00000	5.2877	
22	Phenol	94	3.193	3.193	(0.918)	1626705	5.00000	5.0732	
23	bis(2-Chloroethyl)ether	93	3.268	3.268	(0.940)	1327059	5.00000	4.6890	
24	2-Chlorophenol	128	3.337	3.337	(0.960)	1293262	5.00000	5.0631	
26	1,3-Dichlorobenzene	146	3.439	3.439	(0.989)	1311233	5.00000	4.9327	
27	1,4-Dichlorobenzene	146	3.487	3.487	(1.003)	1299986	5.00000	4.9764	
28	1,2-Dichlorobenzene	146	3.594	3.594	(1.034)	1253117	5.00000	4.9322	
29	Benzyl Alcohol	108	3.546	3.546	(1.020)	824603	5.00000	4.9141	
30	2-Methylphenol	108	3.610	3.610	(1.038)	1133459	5.00000	5.0905	
31	bis(2-Chloroisopropyl)ether	45	3.631	3.631	(1.045)	2172500	5.00000	4.8531	
37	Acetophenone	105	3.738	3.738	(1.075)	1712104	5.00000	4.8392	
32	N-Nitroso-di-n-propylamine	70	3.728	3.728	(1.072)	968284	5.00000	4.9804	
192	4-Methylphenol	108	3.712	3.712	(1.068)	1171700	5.00000	4.9746	
34	Hexachloroethane	117	3.835	3.835	(1.103)	510032	5.00000	4.9082	
35	Nitrobenzene	77	3.861	3.861	(0.885)	1355545	5.00000	4.9296	
41	Isophorone	82	4.022	4.022	(0.922)	2566133	5.00000	5.0070	
42	2-Nitrophenol	139	4.086	4.086	(0.936)	707029	5.00000	5.1708	
43	2,4-Dimethylphenol	107	4.086	4.086	(0.936)	1210827	5.00000	5.0122	

44	bis(2-Chloroethoxy)methane	93	4.150	4.150 (0.951)	1519570	5.00000	4.9969
46	2,4-Toluenediamene	121	5.188	5.188 (1.189)	649009	5.00000	5.7652
47	1,3,5-Trichlorobenzene	180	4.097	4.097 (0.939)	1060204	5.00000	4.9593

	Compounds	QUANT SIG MASS	RT	EXP RT	REL RT	RESPONSE	AMOUNTS CAL-AMT (NG)	AMOUNTS ON-COL (NG)
48	2,4-Dichlorophenol	162	4.252	4.252	(0.974)	875316	5.00000	4.9598
49	Benzoic Acid	122	4.177	4.177	(0.957)	1636963	10.0000	9.2964(H)
50	1,2,4-Trichlorobenzene	180	4.321	4.321	(0.990)	1039120	5.00000	4.9689
51	Naphthalene	128	4.380	4.380	(1.004)	3768983	5.00000	5.0796
52	4-Chloroaniline	127	4.402	4.402	(1.009)	1524125	5.00000	5.5556
56	Hexachlorobutadiene	225	4.461	4.461	(1.022)	553844	5.00000	5.0966
210	Caprolactam	113	4.658	4.658	(1.067)	442190	5.00000	5.2197
57	1,2,3-Trichlorobenzene	180	4.482	4.482	(1.027)	979171	5.00000	5.0510
59	4-Chloro-3-Methylphenol	107	4.728	4.728	(1.083)	1120554	5.00000	5.2219
62	2-Methylnaphthalene	142	4.872	4.872	(1.116)	2067071	5.00000	5.1523
63	1-Methylnaphthalene	142	4.947	4.947	(1.134)	2352439	5.00000	5.0153
64	Hexachlorocyclopentadiene	237	4.990	4.990	(0.885)	663537	5.00000	5.3390
66	2,4,6-Trichlorophenol	196	5.070	5.070	(0.899)	669962	5.00000	5.3199
67	2,4,5-Trichlorophenol	196	5.097	5.097	(0.904)	734084	5.00000	5.2010
211	1,1'-Biphenyl	154	5.204	5.204	(0.923)	3062394	5.00000	5.0308
68	1,2,3,5-Tetrachlorobenzene	216	4.985	4.985	(0.884)	1004548	5.00000	5.0182
70	2-Chloronaphthalene	162	5.231	5.231	(0.928)	2230262	5.00000	5.0712
73	2-Nitroaniline	65	5.290	5.290	(0.938)	780505	5.00000	5.0886
74	1,2,3,4-Tetrachlorobenzene	216	5.204	5.204	(0.923)	929837	5.00000	5.1285
76	Dimethylphthalate	163	5.402	5.402	(0.958)	2545086	5.00000	4.9779
78	2,6-Dinitrotoluene	165	5.450	5.450	(0.967)	612056	5.00000	5.1687
79	Acenaphthylene	152	5.536	5.536	(0.982)	3764918	5.00000	5.1768
80	1,2-Dinitrobenzene	168	5.498	5.498	(0.975)	305626	5.00000	5.2282
81	3-Nitroaniline	138	5.584	5.584	(0.991)	702330	5.00000	5.1062
82	Acenaphthene	153	5.659	5.659	(1.004)	2396962	5.00000	4.9714
83	2,4-Dinitrophenol	184	5.659	5.659	(1.004)	1025852	10.0000	10.680
85	4-Nitrophenol	109	5.685	5.685	(1.009)	333546	5.00000	5.1827(H)
86	Dibenzofuran	168	5.782	5.782	(1.026)	3190137	5.00000	5.0493
87	2,4-Dinitrotoluene	165	5.750	5.750	(1.020)	840641	5.00000	5.1584
91	2,3,5,6-Tetrachlorophenol	232	5.835	5.835	(1.035)	625084	5.00000	5.2089
93	Diethylphthalate	149	5.905	5.905	(1.047)	2627184	5.00000	4.9128
94	Fluorene	166	6.033	6.033	(1.070)	2722944	5.00000	5.0132
95	4-Chlorophenyl-phenylether	204	6.012	6.012	(1.066)	1194190	5.00000	4.9720
96	4-Nitroaniline	138	6.028	6.028	(1.069)	768572	5.00000	5.4295
98	4,6-Dinitro-2-methylphenol	198	6.049	6.049	(0.900)	525709	5.00000	5.1724
99	N-Nitrosodiphenylamine	169	6.097	6.097	(0.908)	2007974	5.00000	5.1795
100	1,2-Diphenylhydrazine	77	6.129	6.129	(0.912)	2935515	5.00000	5.0566
106	4-Bromophenyl-phenylether	248	6.370	6.370	(0.948)	704352	5.00000	5.1441
107	Hexachlorobenzene	284	6.440	6.440	(0.959)	663493	5.00000	4.9986
212	Atrazine	200	6.461	6.461	(0.962)	467601	5.00000	5.3462
111	Pentachlorophenol	266	6.573	6.573	(0.979)	1014042	10.0000	10.203
115	Phenanthrene	178	6.739	6.739	(1.003)	3859484	5.00000	5.1441
116	Anthracene	178	6.776	6.776	(1.009)	3923110	5.00000	5.1917
119	Carbazole	167	6.878	6.878	(1.024)	3746923	5.00000	5.1848
120	Di-n-Butylphthalate	149	7.087	7.087	(1.055)	4585370	5.00000	5.5220
123	Fluoranthene	202	7.606	7.606	(1.132)	3920859	5.00000	5.1593
124	Benzidine	184	7.675	7.675	(0.885)	2525816	5.00000	5.4662
125	Pyrene	202	7.777	7.777	(0.896)	4143846	5.00000	5.1015
131	Butylbenzylphthalate	149	8.189	8.189	(0.944)	2013311	5.00000	5.0472
133	3,3'-Dimethoxybenzidine	244	8.584	8.584	(0.990)	859255	5.00000	5.0996
135	3,3'-Dichlorobenzidine	252	8.622	8.622	(0.994)	1520408	5.00000	5.1312
136	Benzo(a)Anthracene	228	8.665	8.665	(0.999)	4038542	5.00000	4.9587

137 Chrysene	228	8.697	8.697 (1.002)	3735918	5.00000	4.9341
138 4,4'-Methylene bis(o-chloroan	231	8.611	8.611 (0.993)	800746	5.00000	5.2252

						AMOUNTS	
	QUANT SIG					CAL-AMT	ON-COL
Compounds	MASS	RT	EXP RT	REL RT	RESPONSE	(NG)	(NG)
139 bis(2-ethylhexyl)Phthalate	149	8.595	8.595	(0.991)	2876616	5.00000	5.0680
140 Di-n-octylphthalate	149	9.114	9.114	(0.907)	4736317	5.00000	5.3240
141 Benzo(b)fluoranthene	252	9.622	9.622	(0.958)	3975129	5.00000	5.3258
142 Benzo(k)fluoranthene	252	9.654	9.654	(0.961)	4100474	5.00000	4.9715
146 Benzo(a)pyrene	252	9.986	9.986	(0.994)	3696330	5.00000	5.1834
149 Indeno(1,2,3-cd)pyrene	276	11.531	11.531	(1.148)	4130568	5.00000	5.1967
150 Dibenz(a,h)anthracene	278	11.537	11.537	(1.149)	3487778	5.00000	5.2652
151 Benzo(g,h,i)perylene	276	11.981	11.981	(1.193)	3406342	5.00000	5.2446
198 1,4-Dioxane	88	1.690	1.690	(0.486)	475851	5.00000	4.9435
$ 154 Nitrobenzene-d5	82	3.851	3.851	(0.882)	1474011	5.00000	4.9957
$ 155 2-Fluorobiphenyl	172	5.124	5.124	(0.909)	2549457	5.00000	5.1227
$ 156 Terphenyl-d14	244	7.857	7.857	(0.906)	2598579	5.00000	5.0780
$ 157 Phenol-d5	99	3.188	3.188	(0.917)	1537067	5.00000	5.1597
$ 158 2-Fluorophenol	112	2.610	2.610	(0.751)	1136679	5.00000	4.9935
$ 159 2,4,6-Tribromophenol	330	6.204	6.204	(1.101)	318244	5.00000	5.1826
$ 186 2-Chlorophenol-d4	132	3.321	3.321	(0.955)	1182841	5.00000	5.0558
$ 187 1,2-Dichlorobenzene-d4	152	3.589	3.589	(1.032)	791526	5.00000	4.9440
M 195 Cresols, total	100				2305159	5.00000	
101 Diphenylamine	169	6.097	6.097	(0.908)	2007974	5.00000	5.1795

QC Flag Legend

Q - Qualifier signal failed the ratio test.
H - Operator selected an alternate compound hit.

TestAmerica North Canton

INTERNAL STANDARD COMPOUNDS
AREA AND RT SUMMARY

Instrument ID: a4hp7.i
Lab File ID: ICVTCL.D
Lab Smp Id: icvtcl
Analysis Type: SV
Quant Type: ISTD
Operator: 001710
Method File: \\cansvr11\dd\chem\MSS\a4hp7.i\00301a.b\8270C-625.m
Misc Info:

Calibration Date: 01-MAR-2010
Calibration Time: 19:36
Level:
Sample Type:

		AREA LIMIT			
COMPOUND	STANDARD	LOWER	UPPER	SAMPLE	%DIFF
1 1,4-Dichlorobenze	288762	144381	577524	398185	37.89
2 Naphthalene-d8	1201385	600693	2402770	1668551	38.89
3 Acenaphthene-d10	684342	342171	1368684	877584	28.24
4 Phenanthrene-d10	1147739	573870	2295478	1388767	21.00
5 Chrysene-d12	1319428	659714	2638856	1649880	25.05
6 Perylene-d12	1160278	580139	2320556	1481513	27.69

		RT LIMIT			
COMPOUND	STANDARD	LOWER	UPPER	SAMPLE	%DIFF
1 1,4-Dichlorobenze	3.47	2.97	3.97	3.48	0.15
2 Naphthalene-d8	4.36	3.86	4.86	4.36	0.00
3 Acenaphthene-d10	5.63	5.13	6.13	5.64	0.09
4 Phenanthrene-d10	6.72	6.22	7.22	6.72	0.00
5 Chrysene-d12	8.67	8.17	9.17	8.68	0.12
6 Perylene-d12	10.04	9.54	10.54	10.05	0.05

AREA UPPER LIMIT = +100% of internal standard area.
AREA LOWER LIMIT = - 50% of internal standard area.
RT UPPER LIMIT = + 0.50 minutes of internal standard RT.
RT LOWER LIMIT = - 0.50 minutes of internal standard RT.

Data File: \\cansvr11\dd\chem\MSS\a4hp7.i\00301a.b\ICVTCL.D

Page 1

Date : 01-MAR-2010 18:18

Client ID:

Instrument: a4hp7.i

Sample Info: icvtcl,00301a.b,8270C-625,1-827042d.sub,2

Operator: 001710

Column phase: db5.625

Column diameter: 0.32

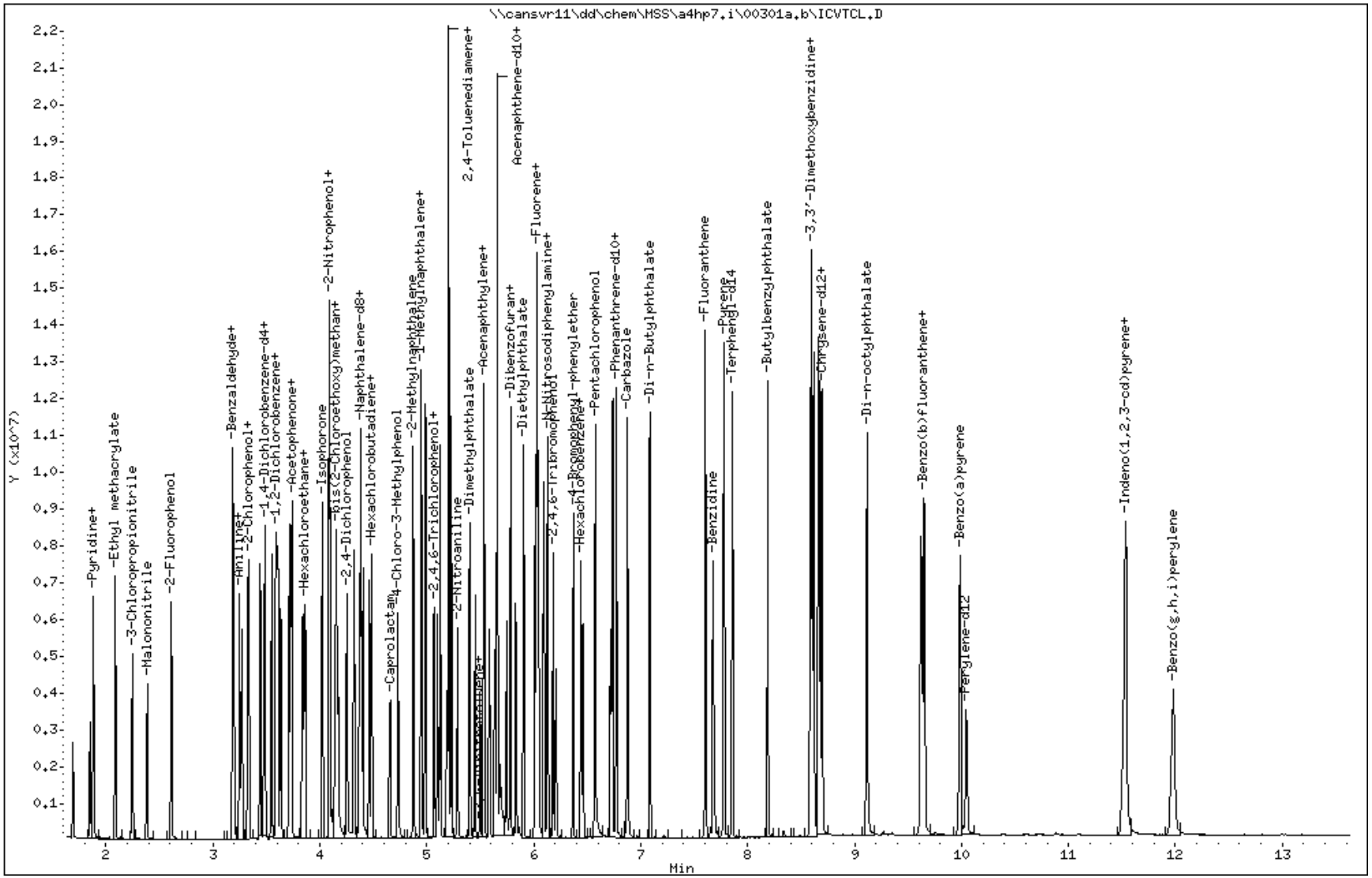

Report Date: 02-Mar-2010 10:34

Calibration History

Method : \\cansvr11\dd\chem\MSS\a4hp7.i\00302a.b\8270C-625.m
Start Cal Date: 01-MAR-2010 15:23
End Cal Date : 01-MAR-2010 20:53
Last Cal Level: 2
Last Cal Type : Continuing Calibration

Initial Calibration

Injection Date	Sublist	Calibration File
Cal Level: 1 , Cal Amount: 0.05000		
01-MAR-2010 16:41	pah	
\\cansvr11\dd\chem\MSS\a4hp7.i\00301a.b\7SLL0301.D		
Cal Level: 2 , Cal Amount: 0.25000		
01-MAR-2010 20:53	3-ap9	
\\cansvr11\dd\chem\MSS\a4hp7.i\00301a.b\7AL0301.D		
01-MAR-2010 16:22	1-827042d	
\\cansvr11\dd\chem\MSS\a4hp7.i\00301a.b\7SL0301.D		
Cal Level: 3 , Cal Amount: 0.50000		
01-MAR-2010 20:34	3-ap9	
\\cansvr11\dd\chem\MSS\a4hp7.i\00301a.b\7AML0301.D		
01-MAR-2010 16:02	1-827042d	
\\cansvr11\dd\chem\MSS\a4hp7.i\00301a.b\7SML0301.D		
Cal Level: 4 , Cal Amount: 1.00000		
01-MAR-2010 20:15	3-ap9	
\\cansvr11\dd\chem\MSS\a4hp7.i\00301a.b\7AM0301.D		
01-MAR-2010 15:43	1-827042d	
\\cansvr11\dd\chem\MSS\a4hp7.i\00301a.b\7SM0301.D		
Cal Level: 5 , Cal Amount: 2.50000		
01-MAR-2010 19:55	3-ap9	
\\cansvr11\dd\chem\MSS\a4hp7.i\00301a.b\7AMM0301.D		
01-MAR-2010 15:23	1-827042d	
\\cansvr11\dd\chem\MSS\a4hp7.i\00301a.b\7SMM0301.D		
Cal Level: 6 , Cal Amount: 5.00000		
01-MAR-2010 19:36	3-ap9	
\\cansvr11\dd\chem\MSS\a4hp7.i\00301a.b\7AMH0301.D		
01-MAR-2010 17:59	1-827042d	
\\cansvr11\dd\chem\MSS\a4hp7.i\00301a.b\7SMH0301.D		

Cal Level: 7 , Cal Amount: 7.50000		
01-MAR-2010 19:17	3-ap9	
\\cansvr11\dd\chem\MSS\a4hp7.i\00301a.b\7AH0301.D		
01-MAR-2010 17:40	1-827042d	
\\cansvr11\dd\chem\MSS\a4hp7.i\00301a.b\7SH0301.D		

Cal Level: 8 , Cal Amount: 10.00000		
01-MAR-2010 18:57	3-ap9	
\\cansvr11\dd\chem\MSS\a4hp7.i\00301a.b\7AHH0301.D		
01-MAR-2010 17:20	1-827042d	
\\cansvr11\dd\chem\MSS\a4hp7.i\00301a.b\7SHH0301.D		

Cal Level: 9 , Cal Amount: 12.50000		
01-MAR-2010 18:38	3-ap9	
\\cansvr11\dd\chem\MSS\a4hp7.i\00301a.b\7AHHH0301.D		
01-MAR-2010 17:01	1-827042d	
\\cansvr11\dd\chem\MSS\a4hp7.i\00301a.b\7SHHH0301.D		

Continuing Calibration
Ccal Level Mode: GLOBAL LEVEL 6

02-MAR-2010 09:36	1-827042d	
\\cansvr11\dd\chem\MSS\a4hp7.i\00302a.b\7SMH0302.D		
02-MAR-2010 09:58	3-ap9	
\\cansvr11\dd\chem\MSS\a4hp7.i\00302a.b\7AMH0302.D		

TestAmerica North Canton

CONTINUING CALIBRATION COMPOUNDS

DKM 3/3/10

Instrument ID: a4hp7.i
Lab File ID: 7SMH0302.D
Analysis Type:
Lab Sample ID: 16
Method: \\cansvr11\dd\chem\MSS\a4hp7.i\00302a.b\8270C-625.m

Injection Date: 02-MAR-2010 09:36
Init. Cal. Date(s): 01-MAR-2010 01-MAR-2010
Init. Cal. Times: 15:23 20:53
Quant Type: ISTD

COMPOUND	RRF / AMOUNT	RF5	CCAL RRF5	MIN RRF	%D / %DRIFT	MAX %D / %DRIFT	CURVE TYPE
9 Pyridine	1.28492	1.28207	1.28207	0.010	0.22149	50.00000	Averaged
10 N-Nitrosodimethylamine	0.74139	0.73371	0.73371	0.010	1.03470	50.00000	Averaged
11 Ethyl methacrylate	1.12190	1.13906	1.13906	0.010	-1.52956	50.00000	Averaged
12 3-Chloropropionitrile	0.87475	0.88062	0.88062	0.010	-0.67076	50.00000	Averaged
13 Malononitrile	1.65531	1.67478	1.67478	0.010	-1.17599	50.00000	Averaged
209 Benzaldehyde	5.00000	5.36487	0.82038	0.010	-7.29741	0.000e+000	Quadratic
21 Aniline	2.04502	2.10282	2.10282	0.010	-2.82645	50.00000	Averaged
22 Phenol	1.61053	1.63871	1.63871	0.010	-1.74963	20.00000	Averaged
23 bis(2-Chloroethyl)ether	1.42153	1.28954	1.28954	0.010	9.28464	50.00000	Averaged
24 2-Chlorophenol	1.28296	1.28746	1.28746	0.010	-0.35127	50.00000	Averaged
26 1,3-Dichlorobenzene	1.33517	1.29519	1.29519	0.010	2.99437	50.00000	Averaged
27 1,4-Dichlorobenzene	1.31210	1.28200	1.28200	0.010	2.29417	20.00000	Averaged
28 1,2-Dichlorobenzene	1.27614	1.23837	1.23837	0.010	2.95975	50.00000	Averaged
29 Benzyl Alcohol	0.84284	0.80621	0.80621	0.010	4.34599	50.00000	Averaged
30 2-Methylphenol	1.11839	1.14662	1.14662	0.010	-2.52379	50.00000	Averaged
31 bis(2-Chloroisopropyl)ether	2.24847	2.19944	2.19944	0.010	2.18090	50.00000	Averaged
37 Acetophenone	1.77704	1.69169	1.69169	0.010	4.80336	50.00000	Averaged
32 N-Nitroso-di-n-propylamine	0.97652	0.95068	0.95068	0.050	2.64594	50.00000	Averaged
192 4-Methylphenol	5.00000	5.10309	1.21014	0.010	-2.06189	0.000e+000	Quadratic
34 Hexachloroethane	0.52193	0.50343	0.50343	0.010	3.54603	50.00000	Averaged
35 Nitrobenzene	0.32960	0.32534	0.32534	0.010	1.29414	50.00000	Averaged
41 Isophorone	0.61432	0.61568	0.61568	0.010	-0.22205	50.00000	Averaged
42 2-Nitrophenol	0.16390	0.16459	0.16459	0.010	-0.42465	20.00000	Averaged
43 2,4-Dimethylphenol	5.00000	5.23286	0.30404	0.010	-4.65719	0.000e+000	Quadratic
44 bis(2-Chloroethoxy)methane	0.36451	0.36172	0.36172	0.010	0.76404	50.00000	Averaged
46 2,4-Toluenediamene	0.13494	0.15119	0.15119	0.010	-12.04636	50.00000	Averaged
47 1,3,5-Trichlorobenzene	0.25625	0.25293	0.25293	0.010	1.29362	50.00000	Averaged
48 2,4-Dichlorophenol	5.00000	5.20471	0.22124	0.010	-4.09420	0.000e+000	Quadratic
49 Benzoic Acid	10.00000	8.92980	0.18690	0.010	10.70203	0.000e+000	Quadratic
50 1,2,4-Trichlorobenzene	0.25067	0.24492	0.24492	0.010	2.29062	50.00000	Averaged
51 Naphthalene	0.88937	0.90397	0.90397	0.010	-1.64096	50.00000	Averaged
52 4-Chloroaniline	0.32884	0.35960	0.35960	0.010	-9.35460	50.00000	Averaged
56 Hexachlorobutadiene	0.13026	0.12757	0.12757	0.010	2.06444	20.00000	Averaged
210 Caprolactam	0.10154	0.10150	0.10150	0.010	0.03921	50.00000	Averaged
57 1,2,3-Trichlorobenzene	0.23236	0.23033	0.23033	0.010	0.87723	50.00000	Averaged
59 4-Chloro-3-Methylphenol	0.25721	0.26410	0.26410	0.010	-2.67719	20.00000	Averaged
62 2-Methylnaphthalene	0.48089	0.48904	0.48904	0.010	-1.69459	50.00000	Averaged
63 1-Methylnaphthalene	0.56223	0.55482	0.55482	0.010	1.31763	50.00000	Averaged
64 Hexachlorocyclopentadiene	0.28324	0.29945	0.29945	0.050	-5.72496	50.00000	Averaged
66 2,4,6-Trichlorophenol	0.28700	0.30506	0.30506	0.010	-6.29110	20.00000	Averaged
67 2,4,5-Trichlorophenol	0.32166	0.31253	0.31253	0.010	2.83970	50.00000	Averaged
211 1,1'-Biphenyl	1.38729	1.39754	1.39754	0.010	-0.73870	50.00000	Averaged

TestAmerica North Canton

CONTINUING CALIBRATION COMPOUNDS

Instrument ID: a4hp7.i
Lab File ID: 7SMH0302.D
Analysis Type:
Lab Sample ID: 16
Method: \\cansvr11\dd\chem\MSS\a4hp7.i\00302a.b\8270C-625.m

Injection Date: 02-MAR-2010 09:36
Init. Cal. Date(s): 01-MAR-2010 01-MAR-2010
Init. Cal. Times: 15:23 20:53
Quant Type: ISTD

COMPOUND	RRF / AMOUNT	RF5	CCAL RRF5	MIN RRF	%D / %DRIFT	MAX %D / %DRIFT	CURVE TYPE
68 1,2,3,5-Tetrachlorobenzene	0.45621	0.45703	0.45703	0.010	-0.18003	50.00000	Averaged
70 2-Chloronaphthalene	1.00226	1.02108	1.02108	0.010	-1.87710	50.00000	Averaged
73 2-Nitroaniline	0.34956	0.35421	0.35421	0.010	-1.33008	50.00000	Averaged
74 1,2,3,4-Tetrachlorobenzene	0.41320	0.41972	0.41972	0.010	-1.57969	50.00000	Averaged
76 Dimethylphthalate	1.16519	1.15411	1.15411	0.010	0.95113	50.00000	Averaged
78 2,6-Dinitrotoluene	0.26987	0.26840	0.26840	0.010	0.54378	50.00000	Averaged
79 Acenaphthylene	1.65743	1.69037	1.69037	0.010	-1.98759	50.00000	Averaged
80 1,2-Dinitrobenzene	0.13322	0.13643	0.13643	0.010	-2.40316	50.00000	Averaged
81 3-Nitroaniline	0.31346	0.30645	0.30645	0.010	2.23874	50.00000	Averaged
82 Acenaphthene	1.09882	1.07488	1.07488	0.010	2.17840	20.00000	Averaged
83 2,4-Dinitrophenol	10.00000	9.79036	0.21182	0.050	2.09639	0.000e+000	Quadratic
85 4-Nitrophenol	5.00000	5.47361	0.16180	0.050	-9.47230	0.000e+000	Quadratic
86 Dibenzofuran	1.43985	1.43972	1.43972	0.010	0.00859	50.00000	Averaged
87 2,4-Dinitrotoluene	0.37139	0.36481	0.36481	0.010	1.77279	50.00000	Averaged
91 2,3,5,6-Tetrachlorophenol	0.27349	0.27814	0.27814	0.010	-1.70168	50.00000	Averaged
93 Diethylphthalate	1.21873	1.17290	1.17290	0.010	3.76079	50.00000	Averaged
94 Fluorene	1.23785	1.22916	1.22916	0.010	0.70210	50.00000	Averaged
95 4-Chlorophenyl-phenylether	0.54738	0.53501	0.53501	0.010	2.25849	50.00000	Averaged
96 4-Nitroaniline	0.32260	0.33821	0.33821	0.010	-4.83772	50.00000	Averaged
98 4,6-Dinitro-2-methylphenol	0.14637	0.14311	0.14311	0.010	2.23055	50.00000	Averaged
99 N-Nitrosodiphenylamine	0.55831	0.55900	0.55900	0.010	-0.12356	20.00000	Averaged
100 1,2-Diphenylhydrazine	0.83603	0.84596	0.84596	0.010	-1.18726	50.00000	Averaged
106 4-Bromophenyl-phenylether	0.19719	0.19664	0.19664	0.010	0.27797	50.00000	Averaged
107 Hexachlorobenzene	0.19115	0.18789	0.18789	0.010	1.70719	50.00000	Averaged
212 Atrazine	0.12596	0.13197	0.13197	0.010	-4.77351	50.00000	Averaged
111 Pentachlorophenol	10.00000	9.85691	0.14080	0.010	1.43094	0.000e+000	Quadratic
115 Phenanthrene	1.08049	1.08873	1.08873	0.010	-0.76238	50.00000	Averaged
116 Anthracene	1.08823	1.10060	1.10060	0.010	-1.13631	50.00000	Averaged
119 Carbazole	1.04075	1.03746	1.03746	0.010	0.31574	50.00000	Averaged
120 Di-n-Butylphthalate	1.19585	1.29582	1.29582	0.010	-8.35902	50.00000	Averaged
123 Fluoranthene	1.09443	1.12553	1.12553	0.010	-2.84088	20.00000	Averaged
124 Benzidine	0.56013	0.57804	0.57804	0.010	-3.19767	50.00000	Averaged
125 Pyrene	0.98466	1.00227	1.00227	0.010	-1.78883	50.00000	Averaged
131 Butylbenzylphthalate	0.48354	0.48032	0.48032	0.010	0.66551	50.00000	Averaged
133 3,3'-Dimethoxybenzidine	0.20425	0.20286	0.20286	0.010	0.68071	50.00000	Averaged
135 3,3'-Dichlorobenzidine	0.35919	0.35761	0.35761	0.010	0.43814	50.00000	Averaged
136 Benzo(a)Anthracene	0.98726	0.93765	0.93765	0.010	5.02519	50.00000	Averaged
137 Chrysene	0.91784	0.92621	0.92621	0.010	-0.91148	50.00000	Averaged
138 4,4'-Methylene bis(o-chloro	0.18577	0.18233	0.18233	0.010	1.85230	50.00000	Averaged
139 bis(2-ethylhexyl)Phthalate	0.68805	0.69063	0.69063	0.010	-0.37496	50.00000	Averaged
140 Di-n-octylphthalate	1.20096	1.23762	1.23762	0.010	-3.05288	20.00000	Averaged
141 Benzo(b)fluoranthene	1.00760	0.97145	0.97145	0.010	3.58844	50.00000	Averaged

TestAmerica North Canton

CONTINUING CALIBRATION COMPOUNDS

Instrument ID: a4hp7.i Injection Date: 02-MAR-2010 09:36
Lab File ID: 7SMH0302.D Init. Cal. Date(s): 01-MAR-2010 01-MAR-2010
Analysis Type: Init. Cal. Times: 15:23 20:53
Lab Sample ID: l6 Quant Type: ISTD
Method: \\cansvr11\dd\chem\MSS\a4hp7.i\00302a.b\8270C-625.m

COMPOUND	RRF / AMOUNT	RF5	CCAL RRF5	MIN RRF	%D / %DRIFT	MAX %D / %DRIFT	CURVE TYPE
142 Benzo(k)fluoranthene	1.11344	1.16351	1.16351	0.010	-4.49638	50.00000	Averaged
146 Benzo(a)pyrene	0.96267	0.98675	0.98675	0.010	-2.50139	20.00000	Averaged
149 Indeno(1,2,3-cd)pyrene	1.07302	1.09022	1.09022	0.010	-1.60384	50.00000	Averaged
150 Dibenz(a,h)anthracene	0.89425	0.91264	0.91264	0.010	-2.05564	50.00000	Averaged
151 Benzo(g,h,i)perylene	0.87679	0.89866	0.89866	0.010	-2.49395	50.00000	Averaged
198 1,4-Dioxane	0.48348	0.49426	0.49426	0.010	-2.22955	50.00000	Averaged
$ 154 Nitrobenzene-d5	0.35367	0.34053	0.34053	0.010	3.71353	50.00000	Averaged
$ 155 2-Fluorobiphenyl	1.13420	1.15492	1.15492	0.010	-1.82670	50.00000	Averaged
$ 156 Terphenyl-d14	0.62032	0.61993	0.61993	0.010	0.06317	50.00000	Averaged
$ 157 Phenol-d5	1.49628	1.53134	1.53134	0.010	-2.34340	50.00000	Averaged
$ 158 2-Fluorophenol	1.14334	1.14489	1.14489	0.010	-0.13595	50.00000	Averaged
$ 159 2,4,6-Tribromophenol	0.13994	0.13760	0.13760	0.010	1.67204	50.00000	Averaged
$ 186 2-Chlorophenol-d4	1.17511	1.17880	1.17880	0.010	-0.31382	50.00000	Averaged
$ 187 1,2-Dichlorobenzene-d4	0.80413	0.78349	0.78349	0.010	2.56784	50.00000	Averaged
M 195 Cresols, total	2.21860	2.35676	2.35676	0.010	-6.22752	50.00000	Averaged
101 Diphenylamine	0.55831	0.55900	0.55900	0.010	-0.12356	50.00000	Averaged



Data File: \\cansvr11\dd\chem\MSS\a4hp7.i\00302a.b\7SMH0302.D
Date : 02-MAR-2010 09:36
Client ID:
Sample Info: 16,00302a,b,8270C-625,1-8270424,sub,2
Column phase: db5.625

Instrument: a4hp7.i
Operator: 001710
Column diameter: 0.32

TestAmerica North Canton

Semivolatile REPORT SW-846 Method 8270

Data file : \\cansvr11\dd\chem\MSS\a4hp7.i\00302a.b\7SMH0302.D
Lab Smp Id: l6
Inj Date : 02-MAR-2010 09:36
Operator : 001710 Inst ID: a4hp7.i
Smp Info : l6,00302a.b,8270C-625,1-827042d.sub,2
Misc Info :
Comment :
Method : \\cansvr11\dd\chem\MSS\a4hp7.i\00302a.b\8270C-625.m
Meth Date : 02-Mar-2010 10:14 gruberj Quant Type: ISTD
Cal Date : 01-MAR-2010 20:53 Cal File: 7AL0301.D
Als bottle: 2 Continuing Calibration Sample
Dil Factor: 1.00000
Integrator: HP RTE Compound Sublist: 1-827042d.sub
Target Version: 4.14
Processing Host: CANPMSSV01

Compounds	QUANT SIG MASS	RT	EXP RT	REL RT	RESPONSE	AMOUNTS CAL-AMT (NG)	AMOUNTS ON-COL (NG)
* 1 1,4-Dichlorobenzene-d4	152	3.470	3.470	(1.000)	314430	2.00000	
* 2 Naphthalene-d8	136	4.358	4.358	(1.000)	1302947	2.00000	
* 3 Acenaphthene-d10	164	5.625	5.625	(1.000)	667302	2.00000	
* 4 Phenanthrene-d10	188	6.711	6.711	(1.000)	1052286	2.00000	
* 5 Chrysene-d12	240	8.663	8.663	(1.000)	1252372	2.00000	
* 6 Perylene-d12	264	10.027	10.027	(1.000)	1122003	2.00000	
9 Pyridine	79	1.876	1.876	(0.541)	1007803	5.00000	4.9889
10 N-Nitrosodimethylamine	74	1.844	1.844	(0.531)	576755	5.00000	4.9483
11 Ethyl methacrylate	69	2.079	2.079	(0.599)	895388	5.00000	5.0765
12 3-Chloropropionitrile	54	2.240	2.240	(0.646)	692233	5.00000	5.0335
13 Malononitrile	66	2.379	2.379	(0.686)	1316501	5.00000	5.0588
209 Benzaldehyde	77	3.176	3.176	(0.915)	644882	5.00000	5.3649
21 Aniline	93	3.245	3.245	(0.935)	1652973	5.00000	5.1413
22 Phenol	94	3.186	3.186	(0.918)	1288148	5.00000	5.0875
23 bis(2-Chloroethyl)ether	93	3.261	3.261	(0.940)	1013678	5.00000	4.5358
24 2-Chlorophenol	128	3.331	3.331	(0.960)	1012043	5.00000	5.0176
26 1,3-Dichlorobenzene	146	3.432	3.432	(0.989)	1018118	5.00000	4.8503
27 1,4-Dichlorobenzene	146	3.480	3.480	(1.003)	1007749	5.00000	4.8853
28 1,2-Dichlorobenzene	146	3.587	3.587	(1.034)	973448	5.00000	4.8520
29 Benzyl Alcohol	108	3.539	3.539	(1.020)	633744	5.00000	4.7827
30 2-Methylphenol	108	3.603	3.603	(1.039)	901326	5.00000	5.1262
31 bis(2-Chloroisopropyl)ether	45	3.625	3.625	(1.045)	1728921	5.00000	4.8910
37 Acetophenone	105	3.732	3.732	(1.076)	1329792	5.00000	4.7598
32 N-Nitroso-di-n-propylamine	70	3.721	3.721	(1.072)	747307	5.00000	4.8677
192 4-Methylphenol	108	3.705	3.705	(1.068)	951263	5.00000	5.1031
34 Hexachloroethane	117	3.828	3.828	(1.103)	395731	5.00000	4.8227
35 Nitrobenzene	77	3.855	3.855	(0.885)	1059748	5.00000	4.9353
41 Isophorone	82	4.015	4.015	(0.921)	2005509	5.00000	5.0111
42 2-Nitrophenol	139	4.079	4.079	(0.936)	536136	5.00000	5.0212
43 2,4-Dimethylphenol	107	4.079	4.079	(0.936)	990377	5.00000	5.2328
44 bis(2-Chloroethoxy)methane	93	4.144	4.144	(0.951)	1178270	5.00000	4.9618
46 2,4-Toluenediamene	121	5.176	5.176	(1.188)	492485	5.00000	5.6023
47 1,3,5-Trichlorobenzene	180	4.090	4.090	(0.939)	823889	5.00000	4.9353

	Compounds	QUANT SIG MASS	RT	EXP RT	REL RT	RESPONSE	AMOUNTS CAL-AMT (NG)	AMOUNTS ON-COL (NG)
48	2,4-Dichlorophenol	162	4.245	4.245	(0.974)	720673	5.00000	5.2047
49	Benzoic Acid	122	4.160	4.160	(0.955)	1217631	10.0000	8.9298 (MH)
50	1,2,4-Trichlorobenzene	180	4.315	4.315	(0.990)	797806	5.00000	4.8855
51	Naphthalene	128	4.374	4.374	(1.004)	2944547	5.00000	5.0820
52	4-Chloroaniline	127	4.395	4.395	(1.009)	1171341	5.00000	5.4677
56	Hexachlorobutadiene	225	4.454	4.454	(1.022)	415533	5.00000	4.8968
210	Caprolactam	113	4.641	4.641	(1.065)	330638	5.00000	4.9980
57	1,2,3-Trichlorobenzene	180	4.475	4.475	(1.027)	750256	5.00000	4.9561
59	4-Chloro-3-Methylphenol	107	4.721	4.721	(1.083)	860265	5.00000	5.1338
62	2-Methylnaphthalene	142	4.866	4.866	(1.117)	1592973	5.00000	5.0847
63	1-Methylnaphthalene	142	4.941	4.941	(1.134)	1807248	5.00000	4.9341
64	Hexachlorocyclopentadiene	237	4.983	4.983	(0.886)	499563	5.00000	5.2862
66	2,4,6-Trichlorophenol	196	5.058	5.058	(0.899)	508916	5.00000	5.3146
67	2,4,5-Trichlorophenol	196	5.090	5.090	(0.905)	521374	5.00000	4.8580
211	1,1'-Biphenyl	154	5.197	5.197	(0.924)	2331447	5.00000	5.0369
68	1,2,3,5-Tetrachlorobenzene	216	4.978	4.978	(0.885)	762450	5.00000	5.0090
70	2-Chloronaphthalene	162	5.224	5.224	(0.929)	1703416	5.00000	5.0938
73	2-Nitroaniline	65	5.278	5.278	(0.938)	590912	5.00000	5.0665
74	1,2,3,4-Tetrachlorobenzene	216	5.197	5.197	(0.924)	700206	5.00000	5.0790
76	Dimethylphthalate	163	5.395	5.395	(0.959)	1925345	5.00000	4.9524
78	2,6-Dinitrotoluene	165	5.443	5.443	(0.968)	447762	5.00000	4.9728
79	Acenaphthylene	152	5.529	5.529	(0.983)	2819965	5.00000	5.0994
80	1,2-Dinitrobenzene	168	5.492	5.492	(0.976)	227593	5.00000	5.1202
81	3-Nitroaniline	138	5.572	5.572	(0.990)	511229	5.00000	4.8881
82	Acenaphthene	153	5.652	5.652	(1.005)	1793176	5.00000	4.8911
83	2,4-Dinitrophenol	184	5.647	5.647	(1.004)	706751	10.0000	9.7904
85	4-Nitrophenol	109	5.673	5.673	(1.009)	269932	5.00000	5.4736 (H)
86	Dibenzofuran	168	5.775	5.775	(1.027)	2401826	5.00000	4.9996
87	2,4-Dinitrotoluene	165	5.738	5.738	(1.020)	608595	5.00000	4.9114
91	2,3,5,6-Tetrachlorophenol	232	5.823	5.823	(1.035)	464007	5.00000	5.0851
93	Diethylphthalate	149	5.898	5.898	(1.048)	1956688	5.00000	4.8120
94	Fluorene	166	6.026	6.026	(1.071)	2050546	5.00000	4.9649
95	4-Chlorophenyl-phenylether	204	6.005	6.005	(1.068)	892539	5.00000	4.8871
96	4-Nitroaniline	138	6.021	6.021	(1.070)	564220	5.00000	5.2419
98	4,6-Dinitro-2-methylphenol	198	6.037	6.037	(0.900)	376469	5.00000	4.8885
99	N-Nitrosodiphenylamine	169	6.085	6.085	(0.907)	1470561	5.00000	5.0062
100	1,2-Diphenylhydrazine	77	6.123	6.123	(0.912)	2225473	5.00000	5.0594
106	4-Bromophenyl-phenylether	248	6.363	6.363	(0.948)	517307	5.00000	4.9861
107	Hexachlorobenzene	284	6.433	6.433	(0.959)	494287	5.00000	4.9146
212	Atrazine	200	6.454	6.454	(0.962)	347183	5.00000	5.2387
111	Pentachlorophenol	266	6.567	6.567	(0.978)	740802	10.0000	9.8569
115	Phenanthrene	178	6.727	6.727	(1.002)	2864129	5.00000	5.0381
116	Anthracene	178	6.765	6.765	(1.008)	2895364	5.00000	5.0568
119	Carbazole	167	6.866	6.866	(1.023)	2729264	5.00000	4.9842
120	Di-n-Butylphthalate	149	7.075	7.075	(1.054)	3408923	5.00000	5.4180
123	Fluoranthene	202	7.599	7.599	(1.132)	2960937	5.00000	5.1420
124	Benzidine	184	7.663	7.663	(0.885)	1809809	5.00000	5.1599
125	Pyrene	202	7.770	7.770	(0.897)	3138038	5.00000	5.0894
131	Butylbenzylphthalate	149	8.182	8.182	(0.944)	1503860	5.00000	4.9667
133	3,3'-Dimethoxybenzidine	244	8.572	8.572	(0.990)	635147	5.00000	4.9660
135	3,3'-Dichlorobenzidine	252	8.610	8.610	(0.994)	1119660	5.00000	4.9781
136	Benzo(a)Anthracene	228	8.653	8.653	(0.999)	2935716	5.00000	4.7487
137	Chrysene	228	8.685	8.685	(1.002)	2899885	5.00000	5.0456
138	4,4'-Methylene bis(o-chloroan	231	8.604	8.604	(0.993)	570852	5.00000	4.9074

Compounds	QUANT SIG MASS	RT	EXP RT	REL RT	RESPONSE	AMOUNTS CAL-AMT (NG)	AMOUNTS ON-COL (NG)
139 bis(2-ethylhexyl)Phthalate	149	8.588	8.588	(0.991)	2162310	5.00000	5.0187
140 Di-n-octylphthalate	149	9.107	9.107	(0.908)	3471547	5.00000	5.1526
141 Benzo(b)fluoranthene	252	9.610	9.610	(0.958)	2724912	5.00000	4.8206
142 Benzo(k)fluoranthene	252	9.637	9.637	(0.961)	3263641	5.00000	5.2248
146 Benzo(a)pyrene	252	9.968	9.968	(0.994)	2767836	5.00000	5.1251
149 Indeno(1,2,3-cd)pyrene	276	11.503	11.503	(1.147)	3058089	5.00000	5.0802
150 Dibenz(a,h)anthracene	278	11.509	11.509	(1.148)	2559951	5.00000	5.1028
151 Benzo(g,h,i)perylene	276	11.953	11.953	(1.192)	2520745	5.00000	5.1247
198 1,4-Dioxane	88	1.683	1.683	(0.485)	388527	5.00000	5.1115
$ 154 Nitrobenzene-d5	82	3.844	3.844	(0.882)	1109245	5.00000	4.8143
$ 155 2-Fluorobiphenyl	172	5.117	5.117	(0.910)	1926699	5.00000	5.0913
$ 156 Terphenyl-d14	244	7.845	7.845	(0.906)	1940957	5.00000	4.9968
$ 157 Phenol-d5	99	3.181	3.181	(0.917)	1203751	5.00000	5.1172
$ 158 2-Fluorophenol	112	2.603	2.603	(0.750)	899973	5.00000	5.0068
$ 159 2,4,6-Tribromophenol	330	6.198	6.198	(1.102)	229557	5.00000	4.9164
$ 186 2-Chlorophenol-d4	132	3.315	3.315	(0.955)	926622	5.00000	5.0157
$ 187 1,2-Dichlorobenzene-d4	152	3.582	3.582	(1.032)	615878	5.00000	4.8716
M 195 Cresols, total	100				1852589	5.00000	10.229
101 Diphenylamine	169	6.085	6.085	(0.907)	1470561	5.00000	5.0062

QC Flag Legend

M - Compound response manually integrated.
H - Operator selected an alternate compound hit.

Data File Name: 7SMH0302.D
Inj. Date and Time: 02-MAR-2010 09:36
Instrument ID: a4hp7.i
Client ID:
Compound Name: Benzoic Acid
CAS #: 65-85-0
Report Date: 03/02/2010

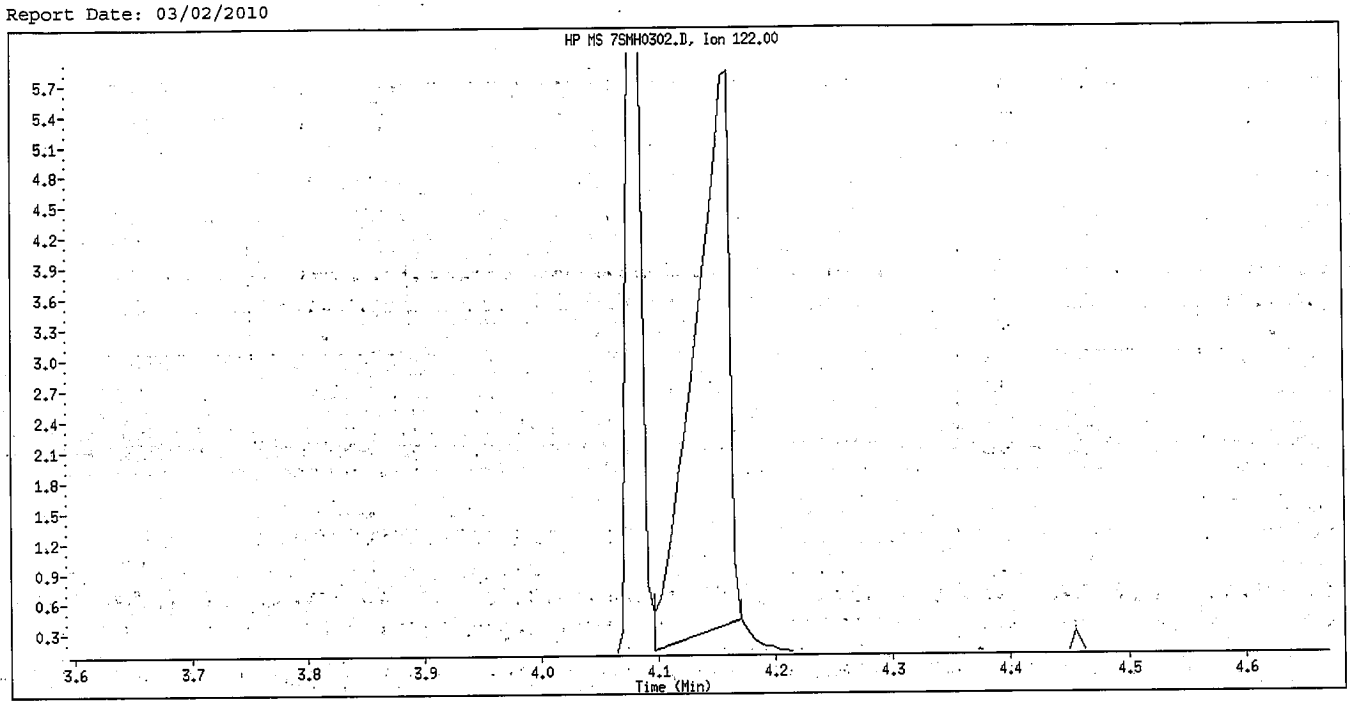

Original Integration

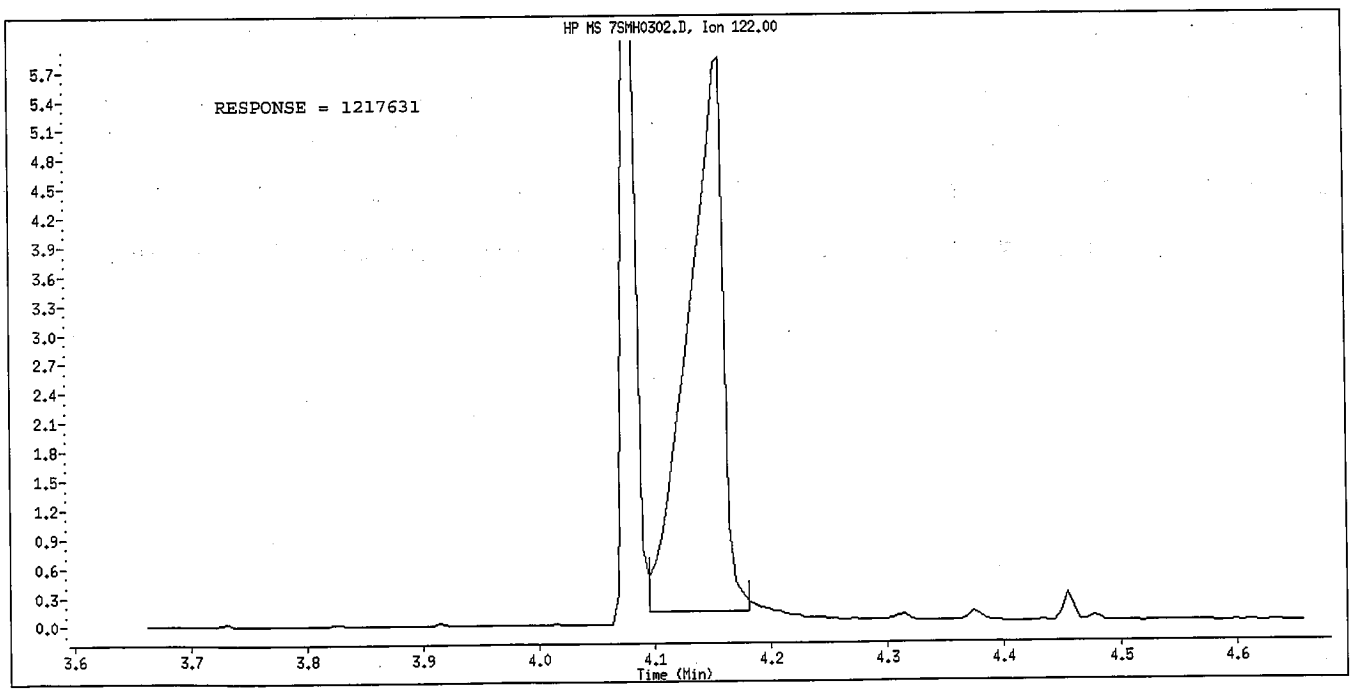

Manual Integration

Manually Integrated By: GruberJ
Manual Integration Reason: Poor Chromatography

TestAmerica North Canton

OKMW 3/3/10

RECOVERY REPORT

Client Name: Client SDG: SDGa00278
Sample Matrix: LIQUID Fraction: SV
Lab Smp Id: qcmrlck
Level: LOW Operator: 001710
Data Type: MS DATA SampleType: mrl
SpikeList File: qcmrl.spk Quant Type: ISTD
Sublist File: qcmrl.sub
Method File: \\cansvr11\dd\chem\MSS\a4hp7.i\00302a.b\8270C-625.m
Misc Info:

	SPIKE COMPOUND	CONC ADDED ug/L	CONC RECOVERED ug/L	% RECOVERED	LIMITS
82	Acenaphthene	10.000	9.9486	99.49	70-130
79	Acenaphthylene	10.000	10.233	102.33	70-130
116	Anthracene	10.000	10.128	101.28	70-130
136	Benzo(a)Anthracene	10.000	9.6197	96.20	70-130
141	Benzo(b)fluoranthe	10.000	9.6840	96.84	70-130
151	Benzo(g,h,i)peryle	10.000	9.9813	99.81	70-130
146	Benzo(a)pyrene	10.000	10.044	100.45	70-130
29	Benzyl Alcohol	10.000	10.107	101.07	70-130
44	bis(2-Chloroethoxy	10.000	10.063	100.63	70-130
23	bis(2-Chloroethyl)	10.000	9.9698	99.70	70-130
31	bis(2-Chloroisopro	10.000	10.378	103.78	70-130
139	bis(2-ethylhexyl)P	10.000	9.8300	98.30	70-130
106	4-Bromophenyl-phen	10.000	9.7691	97.69	70-130
131	Butylbenzylphthala	10.000	9.8783	98.78	70-130
52	4-Chloroaniline	10.000	11.038	110.38	70-130
70	2-Chloronaphthalen	10.000	10.271	102.71	70-130
95	4-Chlorophenyl-phe	10.000	9.7865	97.86	70-130
137	Chrysene	10.000	10.315	103.15	70-130
150	Dibenz(a,h)anthrac	10.000	10.049	100.49	70-130
86	Dibenzofuran	10.000	9.9194	99.19	70-130
120	Di-n-Butylphthalat	10.000	10.612	106.12	70-130
28	1,2-Dichlorobenzen	10.000	9.9866	99.87	70-130
26	1,3-Dichlorobenzen	10.000	9.9235	99.23	70-130
27	1,4-Dichlorobenzen	10.000	10.007	100.07	70-130
135	3,3'-Dichlorobenzi	10.000	9.8792	98.79	70-130
93	Diethylphthalate	10.000	9.6702	96.70	70-130
76	Dimethylphthalate	10.000	9.8211	98.21	70-130
87	2,4-Dinitrotoluene	10.000	9.7762	97.76	70-130
78	2,6-Dinitrotoluene	10.000	9.8002	98.00	70-130
140	Di-n-octylphthalat	10.000	9.7600	97.60	70-130
123	Fluoranthene	10.000	10.071	100.71	70-130
94	Fluorene	10.000	9.9342	99.34	70-130
107	Hexachlorobenzene	10.000	10.051	100.51	70-130
56	Hexachlorobutadien	10.000	9.9078	99.08	70-130
64	Hexachlorocyclopen	10.000	10.354	103.54	70-130
34	Hexachloroethane	10.000	9.9302	99.30	70-130
149	Indeno(1,2,3-cd)py	10.000	10.000	100.00	70-130
41	Isophorone	10.000	10.165	101.65	70-130
63	1-Methylnaphthalen	10.000	10.111	101.11	70-130
62	2-Methylnaphthalen	10.000	10.250	102.51	70-130

SPIKE COMPOUND	CONC ADDED ug/L	CONC RECOVERED ug/L	% RECOVERED	LIMITS
51 Naphthalene	10.000	10.279	102.79	70-130
73 2-Nitroaniline	10.000	10.132	101.32	70-130
81 3-Nitroaniline	10.000	9.6526	96.53	70-130
96 4-Nitroaniline	10.000	10.343	103.43	70-130
35 Nitrobenzene	10.000	10.064	100.64	70-130
32 N-Nitroso-di-n-pro	10.000	10.151	101.51	70-130
99 N-Nitrosodiphenyla	10.000	10.042	100.42	70-130
115 Phenanthrene	10.000	10.158	101.58	70-130
125 Pyrene	10.000	10.212	102.12	70-130
50 1,2,4-Trichloroben	10.000	9.8857	98.86	70-130
49 Benzoic Acid	20.000	18.635	93.17	70-130
59 4-Chloro-3-Methylp	10.000	10.314	103.14	70-130
24 2-Chlorophenol	10.000	10.204	102.04	70-130
48 2,4-Dichlorophenol	10.000	10.935	109.35	70-130
43 2,4-Dimethylphenol	10.000	10.965	109.65	70-130
98 4,6-Dinitro-2-meth	10.000	9.5053	95.05	70-130
83 2,4-Dinitrophenol	20.000	21.067	105.34	70-130
30 2-Methylphenol	10.000	10.514	105.14	70-130
192 4-Methylphenol	10.000	11.000	110.00	70-130
42 2-Nitrophenol	10.000	10.212	102.12	70-130
85 4-Nitrophenol	10.000	10.722	107.22	70-130
111 Pentachlorophenol	20.000	19.648	98.24	70-130
22 Phenol	10.000	10.415	104.15	70-130
67 2,4,5-Trichlorophe	10.000	9.6506	96.51	70-130
66 2,4,6-Trichlorophe	10.000	10.428	104.29	70-130
119 Carbazole	10.000	10.046	100.46	70-130
142 Benzo(k)fluoranthe	10.000	10.530	105.30	70-130
37 Acetophenone	10.000	10.168	101.69	70-130
209 Benzaldehyde	10.000	10.397	103.97	70-130
210 Caprolactam	10.000	9.9978	99.98	70-130
211 1,1'-Biphenyl	10.000	10.060	100.60	70-130
212 Atrazine	10.000	10.577	105.77	70-130
21 Aniline	10.000	10.022	100.22	70-130
10 N-Nitrosodimethyla	10.000	10.260	102.60	70-130
80 1,2-Dinitrobenzene	10.000	10.121	101.21	70-130
91 2,3,5,6-Tetrachlor	10.000	10.009	100.09	70-130

Data File: \\cansvr11\dd\chem\MSS\a4hp7,i\00302a,b\QCHRLCK,D
Date : 02-MAR-2010 10:18
Client ID:
Sample Info: qcmrlck,00302a,b,8270C-625,1-827042d,sub
Volume Injected (uL): 0.5
Column phase: db5.625

Instrument: a4hp7,i
Operator: 001710
Column diameter: 0.32

\\cansvr11\dd\chem\MSS\a4hp7,i\00302a,b\QCHRLCK,D

TestAmerica North Canton

Semivolatile REPORT SW-846 Method 8270

Data file : \\cansvr11\dd\chem\MSS\a4hp7.i\00302a.b\QCMRLCK.D
Lab Smp Id: qcmrlck
Inj Date : 02-MAR-2010 10:18
Operator : 001710 Inst ID: a4hp7.i
Smp Info : qcmrlck,00302a.b,8270C-625,1-827042d.sub
Misc Info :
Comment :
Method : \\cansvr11\dd\chem\MSS\a4hp7.i\00302a.b\8270C-625.m
Meth Date : 02-Mar-2010 10:14 gruberj Quant Type: ISTD
Cal Date : 01-MAR-2010 20:53 Cal File: 7AL0301.D
Als bottle: 4 QC Sample: mrl
Dil Factor: 1.00000
Integrator: HP RTE Compound Sublist: qcmrl.sub
Target Version: 4.14
Processing Host: CANPMSSV01

Concentration Formula: Amt * DF * Uf * Vt/(Vo * Vi) * CpndVariable

Name	Value	Description
DF	1.000	Dilution Factor
Uf	1.000	ng unit correction factor
Vt	2000.000	Volume of final extract (uL)
Vo	1000.000	Volume of sample extracted (mL)
Vi	0.50000	Volume injected (uL)
Cpnd Variable		Local Compound Variable

Compounds	QUANT SIG MASS	RT	EXP RT	REL RT	RESPONSE	CONCENTRATIONS ON-COLUMN (NG)	CONCENTRATIONS FINAL (ug/L)
* 1 1,4-Dichlorobenzene-d4	152	3.470	3.470	(1.000)	331868	2.00000	
* 2 Naphthalene-d8	136	4.358	4.358	(1.000)	1407196	2.00000	
* 3 Acenaphthene-d10	164	5.625	5.625	(1.000)	726310	2.00000	
* 4 Phenanthrene-d10	188	6.711	6.711	(1.000)	1138419	2.00000	
* 5 Chrysene-d12	240	8.669	8.663	(1.000)	1343994	2.00000	
* 6 Perylene-d12	264	10.038	10.027	(1.000)	1179098	2.00000	
9 Pyridine	79	1.876	1.876	(0.541)	551770	2.58790	10.352
10 N-Nitrosodimethylamine	74	1.844	1.844	(0.531)	315548	2.56499	10.260
11 Ethyl methacrylate	69	2.079	2.079	(0.599)	486976	2.61588	10.464
12 3-Chloropropionitrile	54	2.234	2.240	(0.644)	375379	2.58613	10.344
13 Malononitrile	66	2.373	2.379	(0.684)	717467	2.61208	10.448
209 Benzaldehyde	77	3.175	3.176	(0.915)	385052	2.59925	10.397
21 Aniline	93	3.240	3.245	(0.934)	850235	2.50557	10.022
22 Phenol	94	3.186	3.186	(0.918)	695849	2.60382	10.415
23 bis(2-Chloroethyl)ether	93	3.261	3.261	(0.940)	587918	2.49245	9.9698
24 2-Chlorophenol	128	3.325	3.331	(0.958)	543052	2.55090	10.204
26 1,3-Dichlorobenzene	146	3.432	3.432	(0.989)	549637	2.48087	9.9235
27 1,4-Dichlorobenzene	146	3.480	3.480	(1.003)	544693	2.50178	10.007
28 1,2-Dichlorobenzene	146	3.587	3.587	(1.034)	528674	2.49664	9.9866
29 Benzyl Alcohol	108	3.539	3.539	(1.020)	353388	2.52679	10.107

Compounds	QUANT SIG MASS	RT	EXP RT	REL RT	RESPONSE	CONCENTRATIONS ON-COLUMN (NG)	CONCENTRATIONS FINAL (ug/L)
30 2-Methylphenol	108	3.598	3.603	(1.037)	487777	2.62841	10.514
31 bis(2-Chloroisopropyl)ether	45	3.625	3.625	(1.045)	967994	2.59448	10.378
37 Acetophenone	105	3.726	3.732	(1.074)	749604	2.54213	10.168
32 N-Nitroso-di-n-propylamine	70	3.716	3.721	(1.071)	411204	2.53770	10.151
192 4-Methylphenol	108	3.700	3.705	(1.066)	515256	2.74990	11.000
34 Hexachloroethane	117	3.828	3.828	(1.103)	215006	2.48256	9.9302
35 Nitrobenzene	77	3.855	3.855	(0.885)	583465	2.51592	10.064
41 Isophorone	82	4.015	4.015	(0.921)	1098391	2.54119	10.165
42 2-Nitrophenol	139	4.079	4.079	(0.936)	294410	2.55305	10.212
43 2,4-Dimethylphenol	107	4.079	4.079	(0.936)	535482	2.74133	10.965
44 bis(2-Chloroethoxy)methane	93	4.144	4.144	(0.951)	645201	2.51572	10.063
46 2,4-Toluenediamene	121	5.176	5.176	(1.188)	307552	3.23941	12.958
47 1,3,5-Trichlorobenzene	180	4.090	4.090	(0.939)	445831	2.47280	9.8912
48 2,4-Dichlorophenol	162	4.245	4.245	(0.974)	382363	2.73375	10.935
49 Benzoic Acid	122	4.138	4.160	(0.950)	581526	4.65873	18.635(M)
50 1,2,4-Trichlorobenzene	180	4.315	4.315	(0.990)	435880	2.47143	9.8857
51 Naphthalene	128	4.374	4.374	(1.004)	1607988	2.56966	10.279
52 4-Chloroaniline	127	4.395	4.395	(1.009)	638476	2.75956	11.038
56 Hexachlorobutadiene	225	4.454	4.454	(1.022)	227008	2.47696	9.9078
210 Caprolactam	113	4.630	4.641	(1.063)	178577	2.49945	9.9978
57 1,2,3-Trichlorobenzene	180	4.475	4.475	(1.027)	405746	2.48176	9.9270
59 4-Chloro-3-Methylphenol	107	4.721	4.721	(1.083)	466630	2.57844	10.314
62 2-Methylnaphthalene	142	4.866	4.866	(1.117)	867073	2.56264	10.250
63 1-Methylnaphthalene	142	4.941	4.941	(1.134)	999957	2.52782	10.111
64 Hexachlorocyclopentadiene	237	4.983	4.983	(0.886)	266253	2.58852	10.354
66 2,4,6-Trichlorophenol	196	5.058	5.058	(0.899)	271733	2.60714	10.428
67 2,4,5-Trichlorophenol	196	5.090	5.090	(0.905)	281829	2.41266	9.6506
211 1,1'-Biphenyl	154	5.197	5.197	(0.924)	1267007	2.51490	10.060
68 1,2,3,5-Tetrachlorobenzene	216	4.978	4.978	(0.885)	414863	2.50406	10.016
70 2-Chloronaphthalene	162	5.224	5.224	(0.929)	934641	2.56786	10.271
73 2-Nitroaniline	65	5.277	5.278	(0.938)	321545	2.53296	10.132
74 1,2,3,4-Tetrachlorobenzene	216	5.197	5.197	(0.924)	384841	2.56468	10.259
76 Dimethylphthalate	163	5.390	5.395	(0.958)	1038934	2.45527	9.8211
78 2,6-Dinitrotoluene	165	5.443	5.443	(0.968)	240116	2.45006	9.8002
79 Acenaphthylene	152	5.524	5.529	(0.982)	1539823	2.55826	10.233
80 1,2-Dinitrobenzene	168	5.486	5.492	(0.975)	122412	2.53017	10.121
81 3-Nitroaniline	138	5.572	5.572	(0.990)	274703	2.41315	9.6526
82 Acenaphthene	153	5.652	5.652	(1.005)	992478	2.48716	9.9486
83 2,4-Dinitrophenol	184	5.647	5.647	(1.004)	378259	5.26683	21.067
85 4-Nitrophenol	109	5.668	5.673	(1.008)	132094	2.68040	10.722
86 Dibenzofuran	168	5.775	5.775	(1.027)	1296683	2.47985	9.9194
87 2,4-Dinitrotoluene	165	5.737	5.738	(1.020)	329637	2.44405	9.7762
91 2,3,5,6-Tetrachlorophenol	232	5.823	5.823	(1.035)	248528	2.50236	10.009
93 Diethylphthalate	149	5.898	5.898	(1.048)	1069974	2.41754	9.6702
94 Fluorene	166	6.021	6.026	(1.070)	1116435	2.48356	9.9342
95 4-Chlorophenyl-phenylether	204	6.005	6.005	(1.068)	486345	2.44662	9.7865
96 4-Nitroaniline	138	6.016	6.021	(1.069)	302922	2.58565	10.343
98 4,6-Dinitro-2-methylphenol	198	6.037	6.037	(0.900)	197984	2.37632	9.5053
99 N-Nitrosodiphenylamine	169	6.085	6.085	(0.907)	797803	2.51044	10.042
100 1,2-Diphenylhydrazine	77	6.117	6.123	(0.912)	1211577	2.54599	10.184
106 4-Bromophenyl-phenylether	248	6.363	6.363	(0.948)	274126	2.44228	9.7691
107 Hexachlorobenzene	284	6.433	6.433	(0.959)	273413	2.51283	10.051
212 Atrazine	200	6.449	6.454	(0.961)	189583	2.64420	10.577
111 Pentachlorophenol	266	6.561	6.567	(0.978)	380839	4.91198	19.648

Compounds	QUANT SIG MASS	RT	EXP RT	REL RT	RESPONSE	CONCENTRATIONS ON-COLUMN (NG)	CONCENTRATIONS FINAL (ug/L)
115 Phenanthrene	178	6.727	6.727	(1.002)	1561801	2.53941	10.158
116 Anthracene	178	6.764	6.765	(1.008)	1568436	2.53205	10.128
119 Carbazole	167	6.866	6.866	(1.023)	1487800	2.51147	10.046
120 Di-n-Butylphthalate	149	7.075	7.075	(1.054)	1805910	2.65305	10.612
123 Fluoranthene	202	7.593	7.599	(1.131)	1568501	2.51781	10.071
124 Benzidine	184	7.663	7.663	(0.884)	924858	2.45707	9.8283
125 Pyrene	202	7.770	7.770	(0.896)	1689339	2.55308	10.212
131 Butylbenzylphthalate	149	8.182	8.182	(0.944)	802458	2.46957	9.8783
133 3,3'-Dimethoxybenzidine	244	8.578	8.572	(0.990)	325691	2.37285	9.4914
135 3,3'-Dichlorobenzidine	252	8.615	8.610	(0.994)	596140	2.46980	9.8792
136 Benzo(a)Anthracene	228	8.658	8.653	(0.999)	1595521	2.40493	9.6197
137 Chrysene	228	8.690	8.685	(1.002)	1590600	2.57885	10.315
138 4,4'-Methylene bis(o-chloroan	231	8.610	8.604	(0.993)	307441	2.46277	9.8511
139 bis(2-ethylhexyl)Phthalate	149	8.594	8.588	(0.991)	1136264	2.45750	9.8300
140 Di-n-octylphthalate	149	9.112	9.107	(0.908)	1727583	2.44000	9.7600
141 Benzo(b)fluoranthene	252	9.615	9.610	(0.958)	1438156	2.42101	9.6840
142 Benzo(k)fluoranthene	252	9.642	9.637	(0.961)	1728104	2.63259	10.530
146 Benzo(a)pyrene	252	9.974	9.968	(0.994)	1425168	2.51113	10.044
149 Indeno(1,2,3-cd)pyrene	276	11.503	11.503	(1.146)	1581520	2.50005	10.000
150 Dibenz(a,h)anthracene	278	11.509	11.509	(1.147)	1324533	2.51236	10.049
151 Benzo(g,h,i)perylene	276	11.953	11.953	(1.191)	1289861	2.49532	9.9813
198 1,4-Dioxane	88	1.683	1.683	(0.485)	209467	2.61096	10.444
101 Diphenylamine	169	6.085	6.085	(0.907)	797803	2.51044	10.042

QC Flag Legend

M - Compound response manually integrated.

Data File Name: QCMRLCK.D
Inj. Date and Time: 02-MAR-2010 10:18
Instrument ID: a4hp7.i
Client ID:
Compound Name: Benzoic Acid
CAS #: 65-85-0
Report Date: 03/02/2010

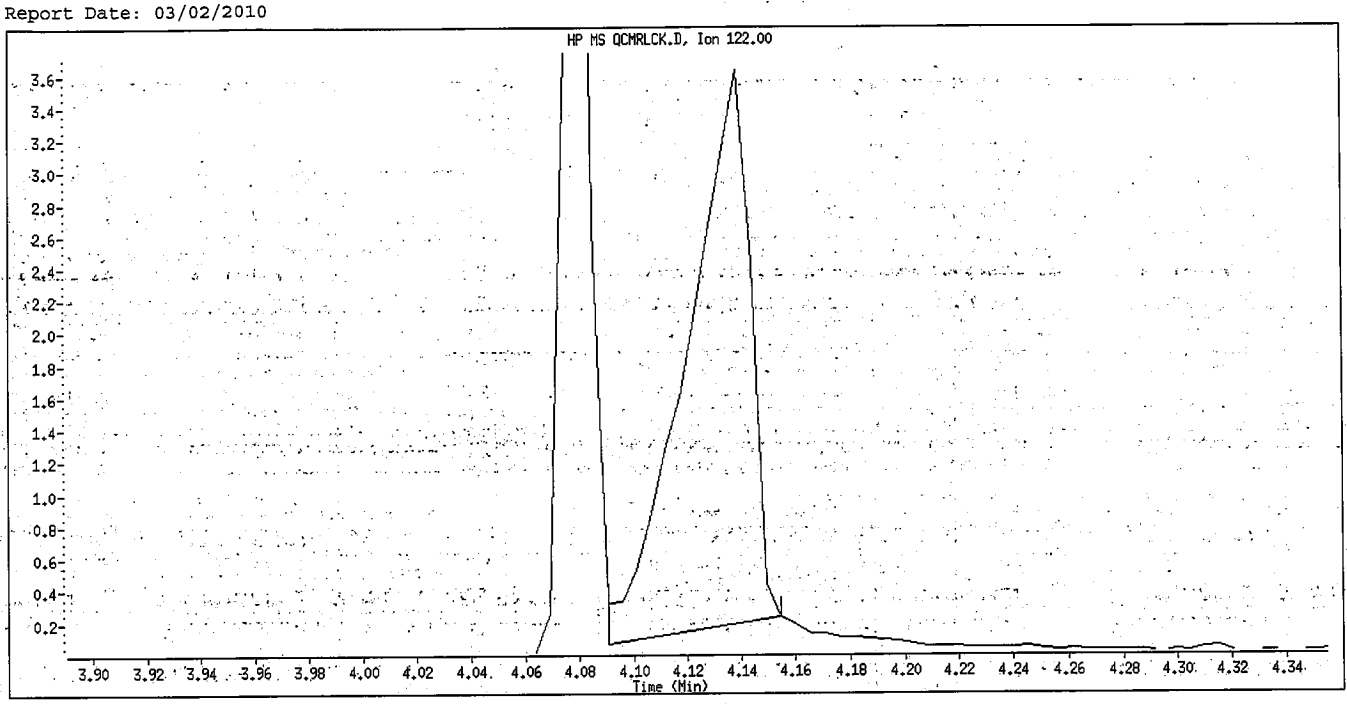

Original Integration

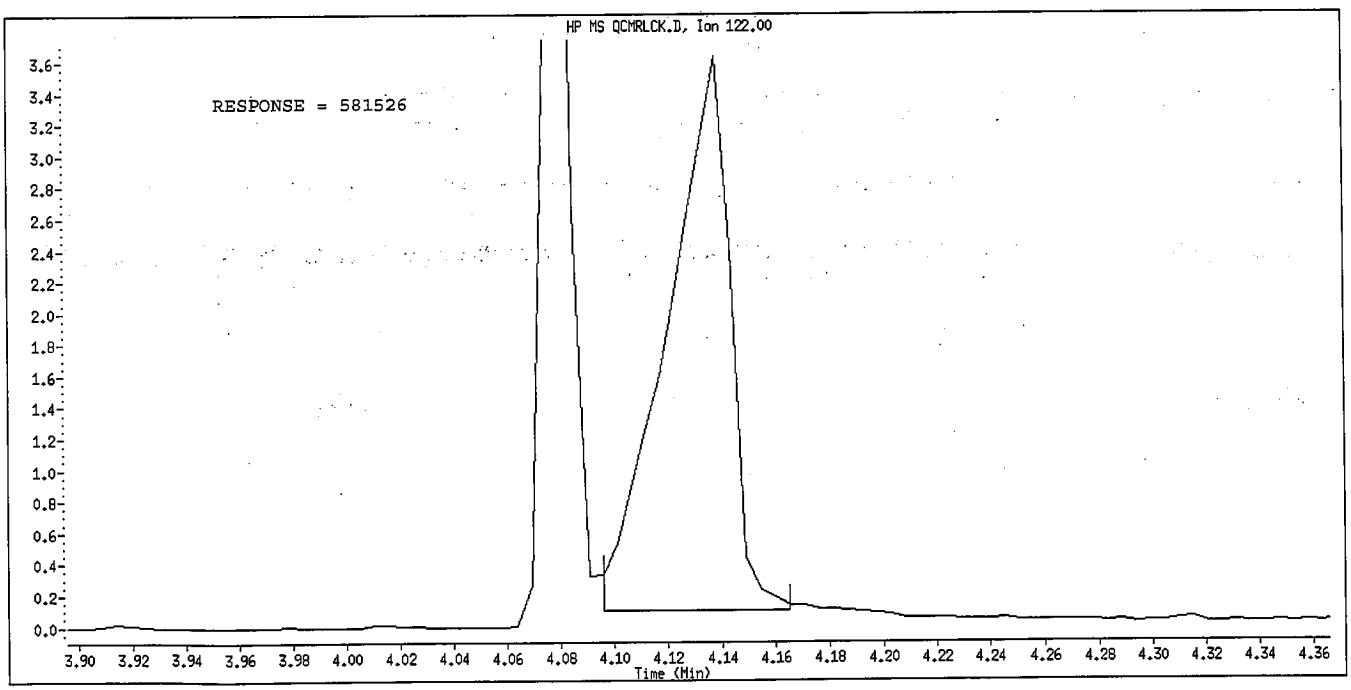

Manual Integration

Manually Integrated By: GruberJ
Manual Integration Reason: Poor Chromatography

Report Date: 03-Mar-2010 08:38

TestAmerica North Canton

FAiled: Hexachlorocyclopentadiene
Hexachloroethane
Benzoic Acid

RECOVERY REPORT

OKAW 3/3/10

Client Name: Client SDG: SDGa00278
Sample Matrix: LIQUID Fraction: SV
Lab Smp Id: qcmrlcl
Level: LOW Operator: 001710
Data Type: MS DATA SampleType: mrl
SpikeList File: qcmrl.spk Quant Type: ISTD
Sublist File: qcmrl.sub
Method File: \\cansvr11\dd\chem\MSS\a4hp7.i\00302a.b\8270C-625.m
Misc Info:

SPIKE	COMPOUND	CONC ADDED ug/L	CONC RECOVERED ug/L	% RECOVERED	LIMITS
82	Acenaphthene	10.000	9.8309	98.31	70-130
79	Acenaphthylene	10.000	10.282	102.82	70-130
116	Anthracene	10.000	10.177	101.77	70-130
136	Benzo(a)Anthracene	10.000	10.373	103.73	70-130
141	Benzo(b)fluoranthe	10.000	10.377	103.77	70-130
151	Benzo(g,h,i)peryle	10.000	10.352	103.52	70-130
146	Benzo(a)pyrene	10.000	10.305	103.05	70-130
29	Benzyl Alcohol	10.000	10.314	103.14	70-130
44	bis(2-Chloroethoxy	10.000	9.9774	99.77	70-130
23	bis(2-Chloroethyl)	10.000	11.064	110.65	70-130
31	bis(2-Chloroisopro	10.000	9.2750	92.75	70-130
139	bis(2-ethylhexyl)P	10.000	10.335	103.35	70-130
106	4-Bromophenyl-phen	10.000	9.7006	97.01	70-130
131	Butylbenzylphthala	10.000	10.160	101.60	70-130
52	4-Chloroaniline	10.000	11.976	119.76	70-130
70	2-Chloronaphthalen	10.000	10.028	100.28	70-130
95	4-Chlorophenyl-phe	10.000	10.147	101.47	70-130
137	Chrysene	10.000	10.476	104.76	70-130
150	Dibenz(a,h)anthrac	10.000	10.877	108.77	70-130
86	Dibenzofuran	10.000	10.142	101.42	70-130
120	Di-n-Butylphthalat	10.000	10.907	109.07	70-130
28	1,2-Dichlorobenzen	10.000	9.7717	97.72	70-130
26	1,3-Dichlorobenzen	10.000	9.6558	96.56	70-130
27	1,4-Dichlorobenzen	10.000	9.7595	97.59	70-130
135	3,3'-Dichlorobenzi	10.000	9.9040	99.04	70-130
93	Diethylphthalate	10.000	10.206	102.06	70-130
76	Dimethylphthalate	10.000	10.247	102.47	70-130
87	2,4-Dinitrotoluene	10.000	10.537	105.37	70-130
78	2,6-Dinitrotoluene	10.000	10.388	103.88	70-130
140	Di-n-octylphthalat	10.000	11.137	111.37	70-130
123	Fluoranthene	10.000	10.686	106.86	70-130
94	Fluorene	10.000	10.086	100.86	70-130
107	Hexachlorobenzene	10.000	9.8946	98.95	70-130
56	Hexachlorobutadien	10.000	10.062	100.62	70-130
64	Hexachlorocyclopen	10.000	2.3803	23.80*	70-130
34	Hexachloroethane	10.000	6.3967	63.97*	70-130
149	Indeno(1,2,3-cd)py	10.000	10.502	105.02	70-130
41	Isophorone	10.000	10.088	100.88	70-130
63	1-Methylnaphthalen	10.000	10.826	108.26	70-130
62	2-Methylnaphthalen	10.000	10.942	109.42	70-130

SPIKE	COMPOUND	CONC ADDED ug/L	CONC RECOVERED ug/L	% RECOVERED	LIMITS
51	Naphthalene	10.000	10.307	103.07	70-130
73	2-Nitroaniline	10.000	9.8071	98.07	70-130
81	3-Nitroaniline	10.000	10.115	101.15	70-130
96	4-Nitroaniline	10.000	11.425	114.25	70-130
35	Nitrobenzene	10.000	9.5549	95.55	70-130
32	N-Nitroso-di-n-pro	10.000	10.018	100.18	70-130
99	N-Nitrosodiphenyla	10.000	9.6049	96.05	70-130
115	Phenanthrene	10.000	9.9888	99.89	70-130
125	Pyrene	10.000	10.096	100.96	70-130
50	1,2,4-Trichloroben	10.000	10.313	103.13	70-130
49	Benzoic Acid	20.000	12.688	63.44*	70-130
59	4-Chloro-3-Methylp	10.000	11.421	114.21	70-130
24	2-Chlorophenol	10.000	10.107	101.07	70-130
48	2,4-Dichlorophenol	10.000	11.839	118.39	70-130
43	2,4-Dimethylphenol	10.000	11.232	112.32	70-130
98	4,6-Dinitro-2-meth	10.000	8.2750	82.75	70-130
83	2,4-Dinitrophenol	20.000	18.206	91.03	70-130
30	2-Methylphenol	10.000	10.638	106.38	70-130
192	4-Methylphenol	10.000	11.225	112.25	70-130
42	2-Nitrophenol	10.000	10.345	103.45	70-130
85	4-Nitrophenol	10.000	11.832	118.32	70-130
111	Pentachlorophenol	20.000	17.526	87.63	70-130
22	Phenol	10.000	10.263	102.63	70-130
67	2,4,5-Trichlorophe	10.000	10.413	104.13	70-130
66	2,4,6-Trichlorophe	10.000	10.651	106.51	70-130
119	Carbazole	10.000	10.022	100.22	70-130
142	Benzo(k)fluoranthe	10.000	10.058	100.58	70-130
37	Acetophenone	10.000	10.113	101.13	70-130
209	Benzaldehyde	10.000	10.357	103.57	70-130
210	Caprolactam	10.000	11.738	117.38	70-130
211	1,1'-Biphenyl	10.000	9.5499	95.50	70-130
212	Atrazine	10.000	10.886	108.86	70-130
21	Aniline	10.000	9.2558	92.56	70-130
10	N-Nitrosodimethyla	10.000	7.6850	76.85	70-130
80	1,2-Dinitrobenzene	10.000	10.322	103.22	70-130
91	2,3,5,6-Tetrachlor	10.000	10.438	104.38	70-130

Data File: \\cansvr11\dd\chem\MSS\a4hp7.i\00302a.b\QCHRLCL.D
Date : 02-MAR-2010 16:57
Client ID:
Sample Info: qcmrlcl,00302a,b,8270C-625,1-827042d,sub
Volume Injected (uL): 0.5
Column phase: db5.625

Instrument: a4hp7.i

Operator: 001710
Column diameter: 0.32

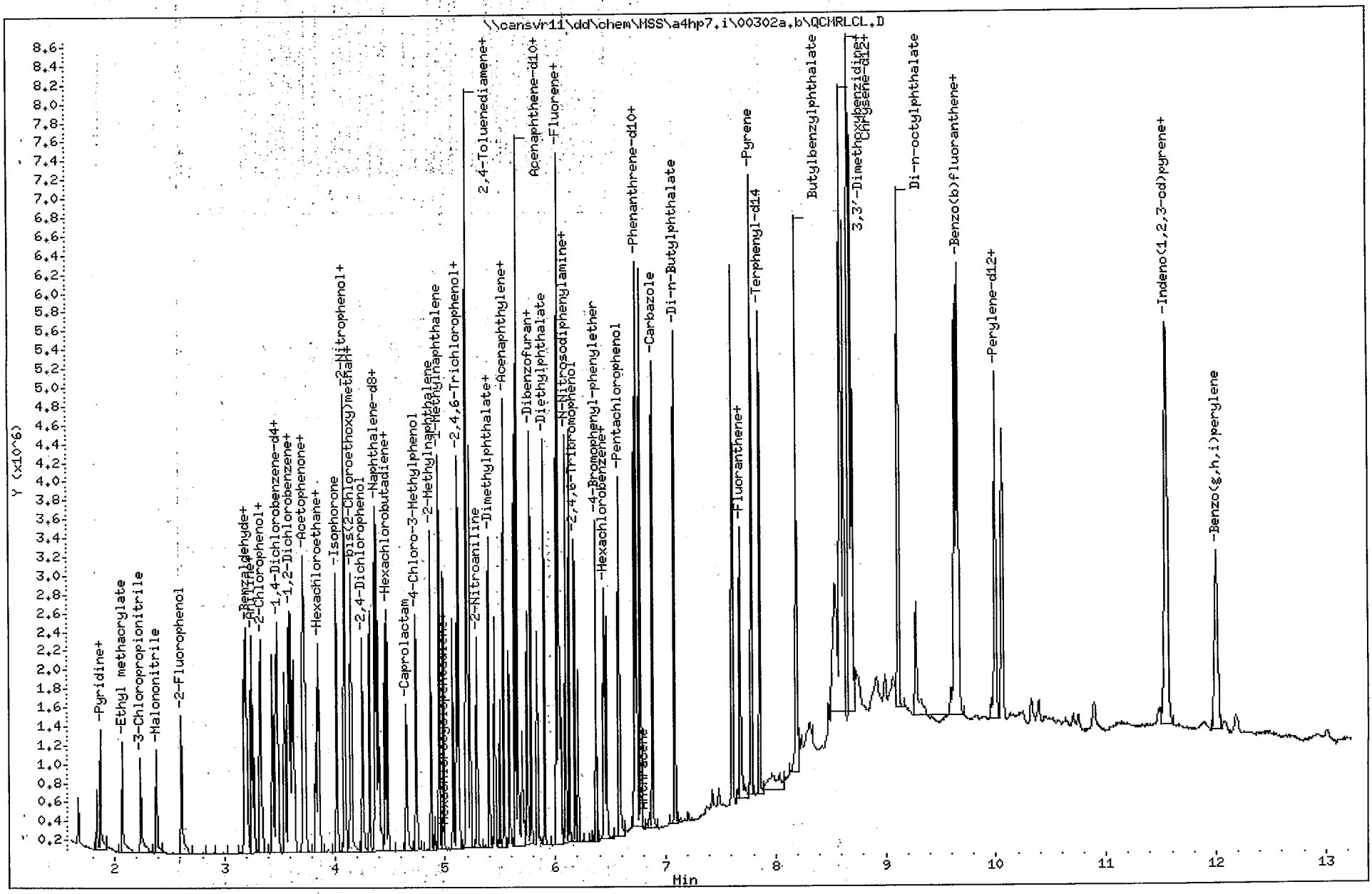

North Canton

TestAmerica North Canton

Semivolatile REPORT SW-846 Method 8270

Data file : \\cansvr11\dd\chem\MSS\a4hp7.i\00302a.b\QCMRLCL.D
Lab Smp Id: qcmrlcl
Inj Date : 02-MAR-2010 16:57
Operator : 001710 Inst ID: a4hp7.i
Smp Info : qcmrlcl,00302a.b,8270C-625,1-827042d.sub
Misc Info :
Comment :
Method : \\cansvr11\dd\chem\MSS\a4hp7.i\00302a.b\8270C-625.m
Meth Date : 02-Mar-2010 10:34 gruberj Quant Type: ISTD
Cal Date : 01-MAR-2010 20:53 Cal File: 7AL0301.D
Als bottle: 4 QC Sample: mrl
Dil Factor: 1.00000
Integrator: HP RTE Compound Sublist: qcmrl.sub
Target Version: 4.14
Processing Host: CANPMSSV01

Concentration Formula: Amt * DF * Uf * Vt/(Vo * Vi) * CpndVariable

Name	Value	Description
DF	1.000	Dilution Factor
Uf	1.000	ng unit correction factor
Vt	2000.000	Volume of final extract (uL)
Vo	1000.000	Volume of sample extracted (mL)
Vi	0.50000	Volume injected (uL)
Cpnd Variable		Local Compound Variable

	Compounds	QUANT SIG MASS	RT	EXP RT	REL RT	RESPONSE	CONCENTRATIONS ON-COLUMN (NG)	CONCENTRATIONS FINAL (ug/L)
* 1	1,4-Dichlorobenzene-d4	152	3.470	3.470	(1.000)	262582	2.00000	
* 2	Naphthalene-d8	136	4.368	4.358	(1.000)	1146159	2.00000	
* 3	Acenaphthene-d10	164	5.636	5.625	(1.000)	668918	2.00000	
* 4	Phenanthrene-d10	188	6.722	6.711	(1.000)	1170084	2.00000	
* 5	Chrysene-d12	240	8.679	8.663	(1.000)	1487479	2.00000	
* 6	Perylene-d12	264	10.059	10.027	(1.000)	1415832	2.00000	
9	Pyridine	79	1.871	1.876	(0.539)	382758	2.26890	9.0756
10	N-Nitrosodimethylamine	74	1.838	1.844	(0.530)	187010	1.92126	7.6850
11	Ethyl methacrylate	69	2.068	2.079	(0.596)	329022	2.23375	8.9350
12	3-Chloropropionitrile	54	2.234	2.240	(0.644)	255043	2.22072	8.8829
13	Malononitrile	66	2.379	2.379	(0.686)	507831	2.33671	9.3468
209	Benzaldehyde	77	3.181	3.176	(0.917)	303704	2.58934	10.357
21	Aniline	93	3.245	3.245	(0.935)	621277	2.31395	9.2558
22	Phenol	94	3.202	3.186	(0.923)	542541	2.56583	10.263
23	bis(2-Chloroethyl)ether	93	3.267	3.261	(0.941)	516255	2.76614	11.064
24	2-Chlorophenol	128	3.331	3.331	(0.960)	425598	2.52669	10.107
26	1,3-Dichlorobenzene	146	3.438	3.432	(0.991)	423156	2.41395	9.6558
27	1,4-Dichlorobenzene	146	3.481	3.480	(1.003)	420310	2.43987	9.7595
28	1,2-Dichlorobenzene	146	3.593	3.587	(1.035)	409302	2.44294	9.7717
29	Benzyl Alcohol	108	3.550	3.539	(1.023)	285320	2.57840	10.314

	Compounds	QUANT SIG MASS	RT	EXP RT	REL RT	RESPONSE	CONCENTRATIONS ON-COLUMN (NG)	CONCENTRATIONS FINAL (ug/L)
30	2-Methylphenol	108	3.614	3.603	(1.042)	390511	2.65953	10.638
31	bis(2-Chloroisopropyl)ether	45	3.630	3.625	(1.046)	684502	2.31874	9.2750
37	Acetophenone	105	3.737	3.732	(1.077)	589887	2.52834	10.113
32	N-Nitroso-di-n-propylamine	70	3.721	3.721	(1.072)	321083	2.50439	10.018
192	4-Methylphenol	108	3.716	3.705	(1.071)	416675	2.80619	11.225
34	Hexachloroethane	117	3.828	3.828	(1.103)	109584	1.59918	6.3967(R)
35	Nitrobenzene	77	3.860	3.855	(0.884)	451206	2.38873	9.5549
41	Isophorone	82	4.021	4.015	(0.920)	887869	2.52197	10.088
42	2-Nitrophenol	139	4.085	4.079	(0.935)	242906	2.58616	10.345
43	2,4-Dimethylphenol	107	4.090	4.079	(0.936)	447485	2.80788	11.232
44	bis(2-Chloroethoxy)methane	93	4.149	4.144	(0.950)	521052	2.49435	9.9774
46	2,4-Toluenediamene	121	5.187	5.176	(1.187)	248688	3.21597	12.864
47	1,3,5-Trichlorobenzene	180	4.096	4.090	(0.938)	375648	2.55805	10.232
48	2,4-Dichlorophenol	162	4.256	4.245	(0.974)	340290	2.95975	11.839
49	Benzoic Acid	122	4.154	4.160	(0.951)	275073	3.17198	12.688(R)
50	1,2,4-Trichlorobenzene	180	4.320	4.315	(0.989)	370363	2.57821	10.313
51	Naphthalene	128	4.379	4.374	(1.002)	1313305	2.57672	10.307
52	4-Chloroaniline	127	4.400	4.395	(1.007)	564217	2.99400	11.976
56	Hexachlorobutadiene	225	4.459	4.454	(1.021)	187783	2.51561	10.062
210	Caprolactam	113	4.652	4.641	(1.065)	170767	2.93449	11.738
57	1,2,3-Trichlorobenzene	180	4.481	4.475	(1.026)	353456	2.65431	10.617
59	4-Chloro-3-Methylphenol	107	4.737	4.721	(1.084)	420862	2.85518	11.421
62	2-Methylnaphthalene	142	4.871	4.866	(1.115)	753873	2.73552	10.942
63	1-Methylnaphthalene	142	4.946	4.941	(1.132)	872039	2.70651	10.826
64	Hexachlorocyclopentadiene	237	4.989	4.983	(0.885)	56373	0.59508	2.3803(R)
66	2,4,6-Trichlorophenol	196	5.074	5.058	(0.900)	255605	2.66281	10.651
67	2,4,5-Trichlorophenol	196	5.106	5.090	(0.906)	280053	2.60315	10.413
211	1,1'-Biphenyl	154	5.203	5.197	(0.923)	1107767	2.38747	9.5499
68	1,2,3,5-Tetrachlorobenzene	216	4.989	4.978	(0.885)	365161	2.39317	9.5727
70	2-Chloronaphthalene	162	5.230	5.224	(0.928)	840360	2.50692	10.028
73	2-Nitroaniline	65	5.288	5.278	(0.938)	286645	2.45177	9.8071
74	1,2,3,4-Tetrachlorobenzene	216	5.203	5.197	(0.923)	345186	2.49778	9.9911
76	Dimethylphthalate	163	5.401	5.395	(0.958)	998318	2.56171	10.247
78	2,6-Dinitrotoluene	165	5.449	5.443	(0.967)	234400	2.59694	10.388
79	Acenaphthylene	152	5.534	5.529	(0.982)	1424972	2.57057	10.282
80	1,2-Dinitrobenzene	168	5.497	5.492	(0.975)	114987	2.58061	10.322
81	3-Nitroaniline	138	5.583	5.572	(0.991)	265126	2.52885	10.115
82	Acenaphthene	153	5.657	5.652	(1.004)	903237	2.45772	9.8309
83	2,4-Dinitrophenol	184	5.657	5.647	(1.004)	293352	4.55151	18.206(Q)
85	4-Nitrophenol	109	5.700	5.673	(1.011)	135729	2.95805	11.832
86	Dibenzofuran	168	5.780	5.775	(1.026)	1221009	2.53548	10.142
87	2,4-Dinitrotoluene	165	5.748	5.738	(1.020)	327216	2.63425	10.537
91	2,3,5,6-Tetrachlorophenol	232	5.839	5.823	(1.036)	238691	2.60951	10.438
93	Diethylphthalate	149	5.903	5.898	(1.047)	1040079	2.55162	10.206
94	Fluorene	166	6.032	6.026	(1.070)	1043933	2.52152	10.086
95	4-Chlorophenyl-phenylether	204	6.010	6.005	(1.066)	464420	2.53678	10.147
96	4-Nitroaniline	138	6.032	6.021	(1.070)	308182	2.85625	11.425
98	4,6-Dinitro-2-methylphenol	198	6.048	6.037	(0.900)	177153	2.06876	8.2750
99	N-Nitrosodiphenylamine	169	6.096	6.085	(0.907)	784318	2.40122	9.6049
100	1,2-Diphenylhydrazine	77	6.128	6.123	(0.912)	1107730	2.26477	9.0591
106	4-Bromophenyl-phenylether	248	6.369	6.363	(0.947)	279774	2.42514	9.7006
107	Hexachlorobenzene	284	6.444	6.433	(0.959)	276637	2.47366	9.8946
212	Atrazine	200	6.465	6.454	(0.962)	200558	2.72157	10.886
111	Pentachlorophenol	266	6.577	6.567	(0.979)	345603	4.38142	17.526

Compounds	QUANT SIG MASS	RT	EXP RT	REL RT	RESPONSE	CONCENTRATIONS ON-COLUMN (NG)	CONCENTRATIONS FINAL (ug/L)
115 Phenanthrene	178	6.738	6.727	(1.002)	1578563	2.49721	9.9888
116 Anthracene	178	6.775	6.765	(1.008)	1619881	2.54433	10.177
119 Carbazole	167	6.882	6.866	(1.024)	1525496	2.50541	10.022
120 Di-n-Butylphthalate	149	7.085	7.075	(1.054)	1907634	2.72665	10.907
123 Fluoranthene	202	7.610	7.599	(1.132)	1710506	2.67146	10.686
124 Benzidine	184	7.679	7.663	(0.885)	937634	2.25073	9.0029
125 Pyrene	202	7.781	7.770	(0.896)	1848332	2.52391	10.096
131 Butylbenzylphthalate	149	8.187	8.182	(0.943)	913414	2.53988	10.160
133 3,3'-Dimethoxybenzidine	244	8.583	8.572	(0.989)	417244	2.74664	10.986
135 3,3'-Dichlorobenzidine	252	8.626	8.610	(0.994)	661441	2.47600	9.9040
136 Benzo(a)Anthracene	228	8.669	8.653	(0.999)	1904100	2.59320	10.373
137 Chrysene	228	8.701	8.685	(1.002)	1787888	2.61910	10.476
138 4,4'-Methylene bis(o-chloroan	231	8.615	8.604	(0.993)	346723	2.50953	10.038
139 bis(2-ethylhexyl)Phthalate	149	8.594	8.588	(0.990)	1322242	2.58387	10.335
140 Di-n-octylphthalate	149	9.113	9.107	(0.906)	2367084	2.78422	11.137
141 Benzo(b)fluoranthene	252	9.631	9.610	(0.957)	1850424	2.59418	10.377
142 Benzo(k)fluoranthene	252	9.658	9.637	(0.960)	1982010	2.51453	10.058
146 Benzo(a)pyrene	252	9.995	9.968	(0.994)	1755758	2.57636	10.305
149 Indeno(1,2,3-cd)pyrene	276	11.546	11.503	(1.148)	1994297	2.62544	10.502
150 Dibenz(a,h)anthracene	278	11.552	11.509	(1.148)	1721378	2.71915	10.877
151 Benzo(g,h,i)perylene	276	12.001	11.953	(1.193)	1606298	2.58790	10.352
198 1,4-Dioxane	88	1.667	1.683	(0.481)	112522	1.77264	7.0906
101 Diphenylamine	169	6.096	6.085	(0.907)	784318	2.40122	9.6049

QC Flag Legend

Q - Qualifier signal failed the ratio test.
R - Spike/Surrogate failed recovery limits.

QKMW 3/3/10

TestAmerica North Canton

Semivolatile REPORT SW-846 Method 8270

Data file : \\cansvr11\dd\chem\MSS\a4hp7.i\00302a.b\MDLL1.D
Lab Smp Id: mdll1
Inj Date : 02-MAR-2010 17:16
Operator : 001710 Inst ID: a4hp7.i
Smp Info : mdll1,00302a.b,8270C-625,1-827042d.sub
Misc Info :
Comment :
Method : \\cansvr11\dd\chem\MSS\a4hp7.i\00302a.b\8270C-625.m
Meth Date : 02-Mar-2010 10:34 gruberj Quant Type: ISTD
Cal Date : 01-MAR-2010 20:53 Cal File: 7AL0301.D
Als bottle: 25 QC Sample: mrl
Dil Factor: 1.00000
Integrator: HP RTE Compound Sublist: qcmrl.sub
Target Version: 4.14
Processing Host: CANPMSSV01

Compounds	QUANT SIG MASS	RT	EXP RT	REL RT	RESPONSE	CONCENTRATIONS ON-COLUMN (NG)	FINAL (NG)
* 1 1,4-Dichlorobenzene-d4	152	3.470	3.470	(1.000)	237360	2.00000	(Q)
* 2 Naphthalene-d8	136	4.363	4.358	(1.000)	1011066	2.00000	
* 3 Acenaphthene-d10	164	5.636	5.625	(1.000)	578801	2.00000	
* 4 Phenanthrene-d10	188	6.722	6.711	(1.000)	979186	2.00000	
* 5 Chrysene-d12	240	8.669	8.663	(1.000)	1217821	2.00000	
* 6 Perylene-d12	264	10.049	10.027	(1.000)	1180577	2.00000	
9 Pyridine	79	1.876	1.876	(0.541)	4679	0.03068	0.030683
10 N-Nitrosodimethylamine	74	1.838	1.844	(0.530)	3110	0.03535	0.035346(QM)
11 Ethyl methacrylate	69	2.068	2.079	(0.596)	5553	0.04171	0.041706(M)
12 3-Chloropropionitrile	54	2.234	2.240	(0.644)	4516	0.04350	0.043500
13 Malononitrile	66	2.379	2.379	(0.686)	8644	0.04400	0.044000
209 Benzaldehyde	77	3.181	3.176	(0.917)	5269	0.07431	0.074310(Q)
21 Aniline	93	3.245	3.245	(0.935)	10842	0.04467	0.044672
22 Phenol	94	3.202	3.186	(0.923)	9520	0.04981	0.049807
23 bis(2-Chloroethyl)ether	93	3.261	3.261	(0.940)	9446	0.05599	0.055991
24 2-Chlorophenol	128	3.331	3.331	(0.960)	8392	0.05512	0.055116
26 1,3-Dichlorobenzene	146	3.438	3.432	(0.991)	7842	0.04949	0.049489
27 1,4-Dichlorobenzene	146	3.480	3.480	(1.003)	8018	0.05149	0.051490(QM)
28 1,2-Dichlorobenzene	146	3.593	3.587	(1.035)	7368	0.04865	0.048649
29 Benzyl Alcohol	108	3.545	3.539	(1.022)	4961	0.04960	0.049596
30 2-Methylphenol	108	3.614	3.603	(1.042)	6630	0.04995	0.049951(QM)
31 bis(2-Chloroisopropyl)ether	45	3.630	3.625	(1.046)	12560	0.04707	0.047068
37 Acetophenone	105	3.737	3.732	(1.077)	10584	0.05019	0.050185
32 N-Nitroso-di-n-propylamine	70	3.721	3.721	(1.072)	5574	0.04810	0.048096
192 4-Methylphenol	108	3.716	3.705	(1.071)	5854	0.16155	0.16155
34 Hexachloroethane	117	3.828	3.828	(1.103)	1359	0.02194	0.021939(M)
35 Nitrobenzene	77	3.860	3.855	(0.885)	7482	0.04490	0.044903
41 Isophorone	82	4.021	4.015	(0.922)	15177	0.04887	0.048870
42 2-Nitrophenol	139	4.085	4.079	(0.936)	4575	0.05522	0.055217
43 2,4-Dimethylphenol	107	4.090	4.079	(0.937)	6938	0.16280	0.16280
44 bis(2-Chloroethoxy)methane	93	4.149	4.144	(0.951)	9044	0.04908	0.049080
46 2,4-Toluenediamene	121	5.192	5.176	(1.190)	6223	0.09123	0.091227(QM)
47 1,3,5-Trichlorobenzene	180	4.096	4.090	(0.939)	6488	0.05008	0.050085

	Compounds	QUANT SIG MASS	RT	EXP RT	REL RT	RESPONSE	CONCENTRATIONS ON-COLUMN (NG)	CONCENTRATIONS FINAL (NG)
48	2,4-Dichlorophenol	162	4.261	4.245	(0.977)	4191	0.27214	0.27214
49	Benzoic Acid	122	Compound Not Detected.					
50	1,2,4-Trichlorobenzene	180	4.315	4.315	(0.989)	6938	0.05475	0.054751
51	Naphthalene	128	4.379	4.374	(1.004)	24104	0.05361	0.053611
52	4-Chloroaniline	127	4.400	4.395	(1.009)	8318	0.05004	0.050037
56	Hexachlorobutadiene	225	4.459	4.454	(1.022)	3241	0.04922	0.049219
210	Caprolactam	113	4.646	4.641	(1.065)	1528	0.02977	0.029766(Q)
57	1,2,3-Trichlorobenzene	180	4.481	4.475	(1.027)	6370	0.05423	0.054228
59	4-Chloro-3-Methylphenol	107	4.743	4.721	(1.087)	6675	0.05133	0.051335
62	2-Methylnaphthalene	142	4.871	4.866	(1.116)	12768	0.05252	0.052520
63	1-Methylnaphthalene	142	4.946	4.941	(1.134)	15672	0.05514	0.055140
64	Hexachlorocyclopentadiene	237	Compound Not Detected.					
66	2,4,6-Trichlorophenol	196	5.074	5.058	(0.900)	4077	0.04909	0.049086
67	2,4,5-Trichlorophenol	196	5.112	5.090	(0.907)	5064	0.05440	0.054400(M)
211	1,1'-Biphenyl	154	5.203	5.197	(0.923)	19125	0.04764	0.047636
68	1,2,3,5-Tetrachlorobenzene	216	4.983	4.978	(0.884)	7057	0.05345	0.053451
70	2-Chloronaphthalene	162	5.229	5.224	(0.928)	15007	0.05174	0.051738
73	2-Nitroaniline	65	5.294	5.278	(0.939)	4431	0.04380	0.043801
74	1,2,3,4-Tetrachlorobenzene	216	5.203	5.197	(0.923)	6521	0.05453	0.054533
76	Dimethylphthalate	163	5.395	5.395	(0.957)	17438	0.05171	0.051713
78	2,6-Dinitrotoluene	165	5.449	5.443	(0.967)	3474	0.04448	0.044481(M)
79	Acenaphthylene	152	5.534	5.529	(0.982)	24121	0.05029	0.050288
80	1,2-Dinitrobenzene	168	5.502	5.492	(0.976)	1790	0.04643	0.046427(Q)
81	3-Nitroaniline	138	5.593	5.572	(0.992)	3865	0.04261	0.042605(M)
82	Acenaphthene	153	5.657	5.652	(1.004)	15590	0.04903	0.049025(Q)
83	2,4-Dinitrophenol	184	Compound Not Detected.					
85	4-Nitrophenol	109	Compound Not Detected.					
86	Dibenzofuran	168	5.780	5.775	(1.026)	21695	0.05206	0.052065
87	2,4-Dinitrotoluene	165	5.748	5.738	(1.020)	4226	0.03932	0.039318
91	2,3,5,6-Tetrachlorophenol	232	5.845	5.823	(1.037)	4264	0.05387	0.053874
93	Diethylphthalate	149	5.903	5.898	(1.047)	19850	0.05628	0.056280
94	Fluorene	166	6.032	6.026	(1.070)	18683	0.05215	0.052153
95	4-Chlorophenyl-phenylether	204	6.010	6.005	(1.066)	8934	0.05640	0.056398
96	4-Nitroaniline	138	6.042	6.021	(1.072)	4008	0.04293	0.042930(M)
98	4,6-Dinitro-2-methylphenol	198	Compound Not Detected.					
99	N-Nitrosodiphenylamine	169	6.096	6.085	(0.907)	13381	0.04895	0.048953
100	1,2-Diphenylhydrazine	77	6.128	6.123	(0.912)	18286	0.04467	0.044675
106	4-Bromophenyl-phenylether	248	6.369	6.363	(0.947)	4831	0.05004	0.050040
107	Hexachlorobenzene	284	6.438	6.433	(0.958)	5174	0.05529	0.055285
212	Atrazine	200	6.460	6.454	(0.961)	3716	0.06026	0.060257
111	Pentachlorophenol	266	6.583	6.567	(0.979)	3772	0.39434	0.39434
115	Phenanthrene	178	6.738	6.727	(1.002)	26835	0.05073	0.050728
116	Anthracene	178	6.775	6.765	(1.008)	26548	0.04983	0.049828
119	Carbazole	167	6.882	6.866	(1.024)	27210	0.05340	0.053401
120	Di-n-Butylphthalate	149	7.085	7.075	(1.054)	40490	0.06916	0.069157
123	Fluoranthene	202	7.610	7.599	(1.132)	30512	0.05694	0.056944
124	Benzidine	184	7.679	7.663	(0.886)	10226	0.02998	0.029982
125	Pyrene	202	7.781	7.770	(0.898)	31917	0.05323	0.053233
131	Butylbenzylphthalate	149	8.182	8.182	(0.944)	17815	0.06051	0.060506
133	3,3'-Dimethoxybenzidine	244	8.578	8.572	(0.990)	8721	0.07012	0.070120
135	3,3'-Dichlorobenzidine	252	8.615	8.610	(0.994)	11780	0.05386	0.053861
136	Benzo(a)Anthracene	228	8.658	8.653	(0.999)	36620	0.06092	0.060916
137	Chrysene	228	8.685	8.685	(1.002)	30810	0.05513	0.055128
138	4,4'-Methylene bis(o-chloroan	231	8.604	8.604	(0.993)	7057	0.06239	0.062387

Compounds	QUANT SIG MASS	RT	EXP RT	REL RT	RESPONSE	CONCENTRATIONS ON-COLUMN (NG)	CONCENTRATIONS FINAL (NG)
139 bis(2-ethylhexyl)Phthalate	149	8.588	8.588	(0.991)	27968	0.06676	0.066756
140 Di-n-octylphthalate	149	9.102	9.107	(0.906)	43553	0.06144	0.061436 (QM)
141 Benzo(b)fluoranthene	252	9.615	9.610	(0.957)	35093	0.05900	0.059002 (H)
142 Benzo(k)fluoranthene	252	9.642	9.637	(0.960)	33477	0.05093	0.050935
146 Benzo(a)pyrene	252	9.979	9.968	(0.993)	31582	0.05558	0.055577
149 Indeno(1,2,3-cd)pyrene	276	11.519	11.503	(1.146)	35229	0.05562	0.055620
150 Dibenz(a,h)anthracene	278	11.530	11.509	(1.147)	30608	0.05798	0.057984
151 Benzo(g,h,i)perylene	276	11.979	11.953	(1.192)	29008	0.05605	0.056048 (M)
198 1,4-Dioxane	88	1.667	1.683	(0.481)	2428	0.04231	0.042315
101 Diphenylamine	169	6.096	6.085	(0.907)	13381	0.04895	0.048953

QC Flag Legend

Q - Qualifier signal failed the ratio test.
M - Compound response manually integrated.
H - Operator selected an alternate compound hit.

TestAmerica North Canton

INTERNAL STANDARD COMPOUNDS
AREA AND RT SUMMARY

Instrument ID: a4hp7.i
Lab File ID: MDLL1.D
Lab Smp Id: mdll1
Analysis Type: SV
Quant Type: ISTD
Operator: 001710
Method File: \\cansvr11\dd\chem\MSS\a4hp7.i\00302a.b\8270C-625.m
Misc Info:

Calibration Date: 02-MAR-2010
Calibration Time: 09:36
Level:
Sample Type:

COMPOUND	STANDARD	AREA LIMIT LOWER	AREA LIMIT UPPER	SAMPLE	%DIFF
1 1,4-Dichlorobenze	314430	157215	628860	237360	-24.51
2 Naphthalene-d8	1302947	651474	2605894	1011066	-22.40
3 Acenaphthene-d10	667302	333651	1334604	578801	-13.26
4 Phenanthrene-d10	1052286	526143	2104572	979186	-6.95
5 Chrysene-d12	1252372	626186	2504744	1217821	-2.76
6 Perylene-d12	1122003	561002	2244006	1180577	5.22

COMPOUND	STANDARD	RT LIMIT LOWER	RT LIMIT UPPER	SAMPLE	%DIFF
1 1,4-Dichlorobenze	3.47	2.97	3.97	3.47	0.00
2 Naphthalene-d8	4.36	3.86	4.86	4.36	0.12
3 Acenaphthene-d10	5.63	5.13	6.13	5.64	0.19
4 Phenanthrene-d10	6.71	6.21	7.21	6.72	0.16
5 Chrysene-d12	8.66	8.16	9.16	8.67	0.06
6 Perylene-d12	10.03	9.53	10.53	10.05	0.21

AREA UPPER LIMIT = +100% of internal standard area.
AREA LOWER LIMIT = - 50% of internal standard area.
RT UPPER LIMIT = + 0.50 minutes of internal standard RT.
RT LOWER LIMIT = - 0.50 minutes of internal standard RT.

Data File: \\cansvr11\dd\chem\MSS\a4hp7.i\00302a.b\MDLL1.D
Date : 02-MAR-2010 17:16
Client ID:
Sample Info: md111,00302a.b,8270C-625,1-827042d.sub

Instrument: a4hp7.i

Operator: 001710
Column diameter: 0.32

Column phase: db5.625

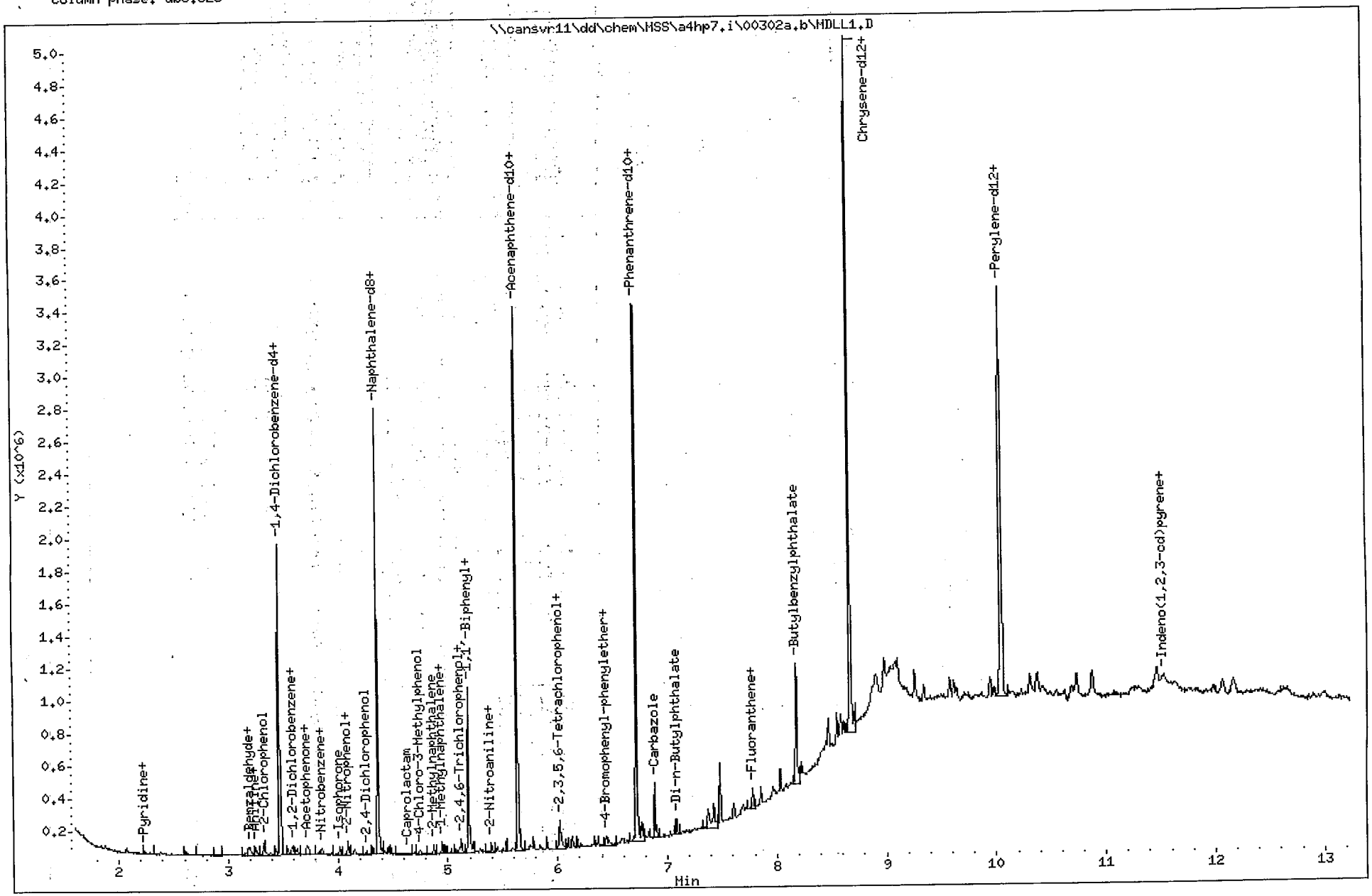

North Canton

Data File Name: MDLL1.D
Inj. Date and Time: 02-MAR-2010 17:16
Instrument ID: a4hp7.i
Client ID:
Compound Name: N-Nitrosodimethylamine
CAS #: 62-75-9
Report Date: 03/03/2010

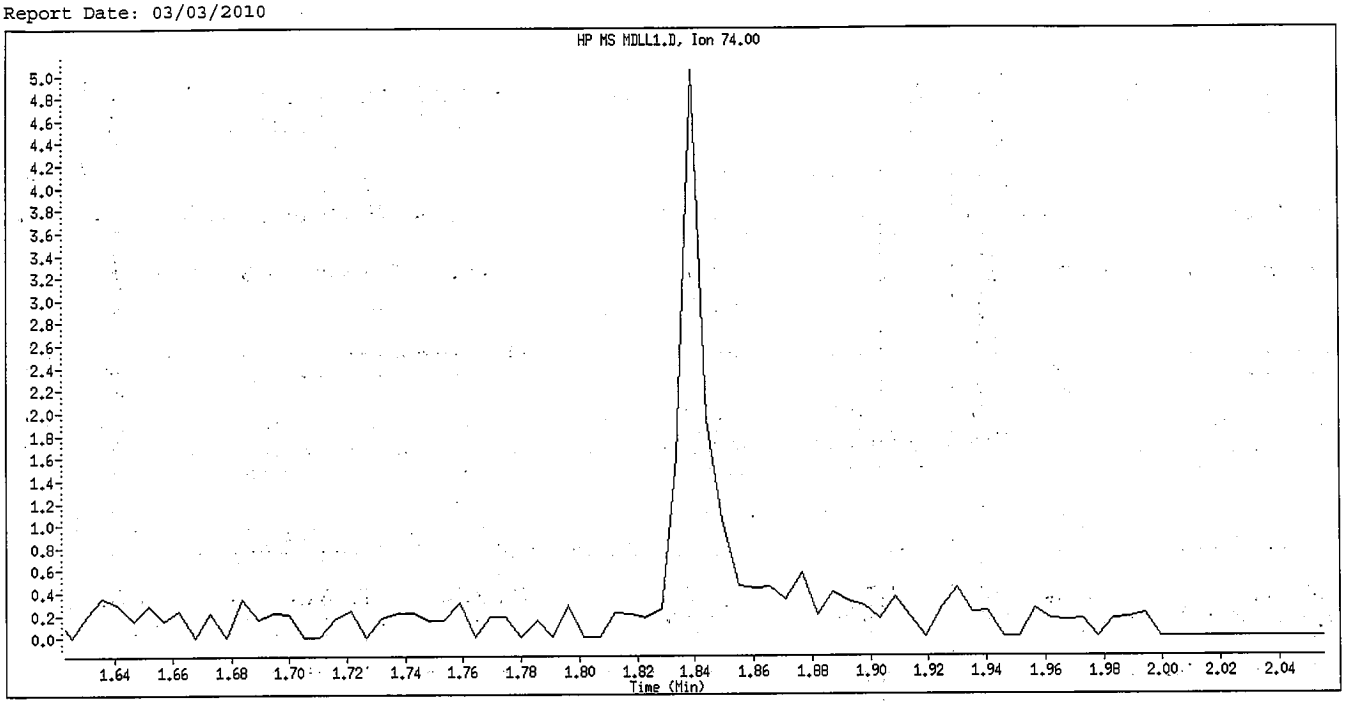

Original Integration

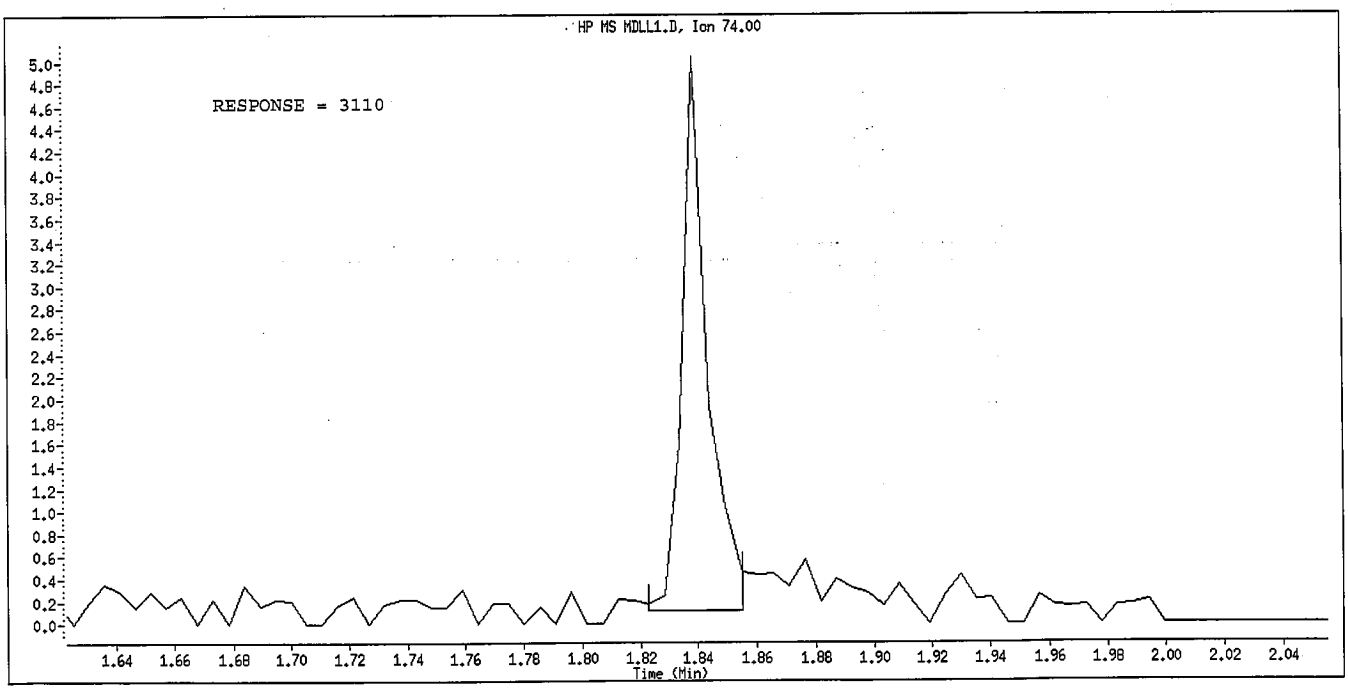

Manual Integration

Manually Integrated By: GruberJ
Manual Integration Reason: Peak not found

Data File Name: MDLL1.D
Inj. Date and Time: 02-MAR-2010 17:16
Instrument ID: a4hp7.i
Client ID:
Compound Name: Ethyl methacrylate
CAS #: 97-63-2
Report Date: 03/03/2010

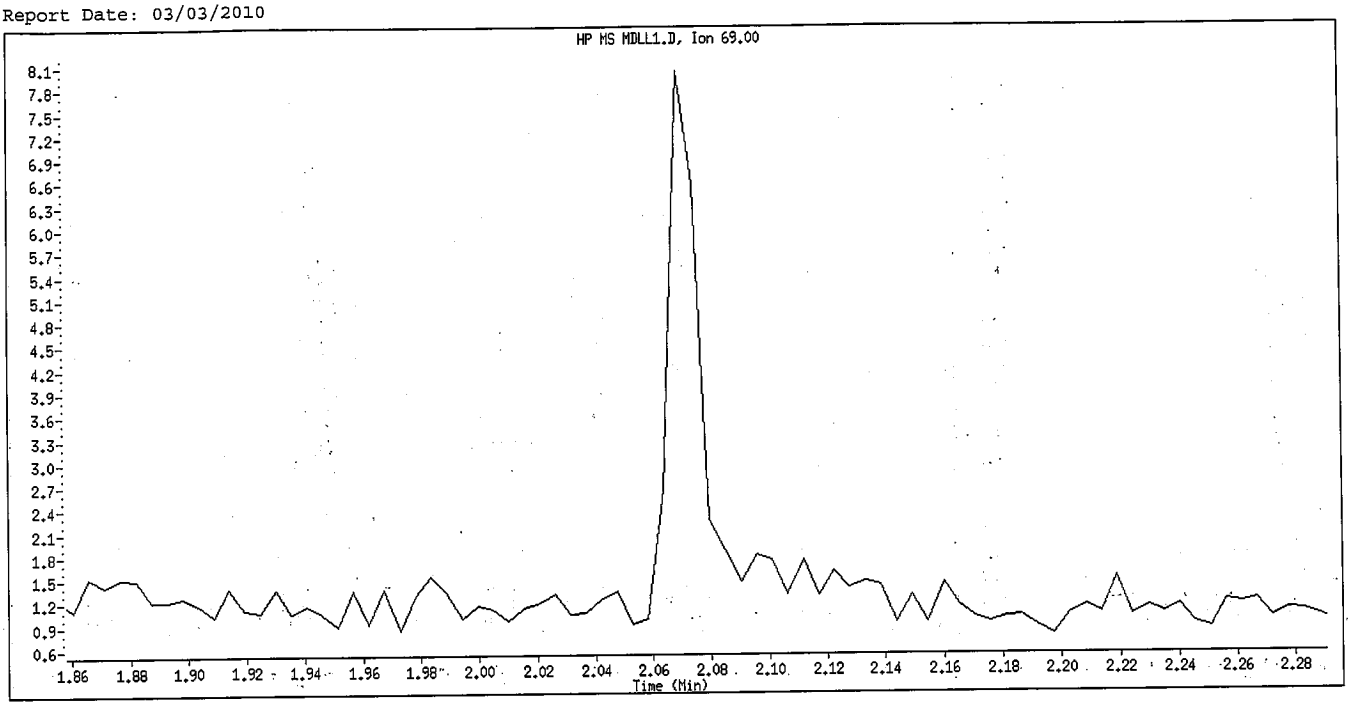

Original Integration

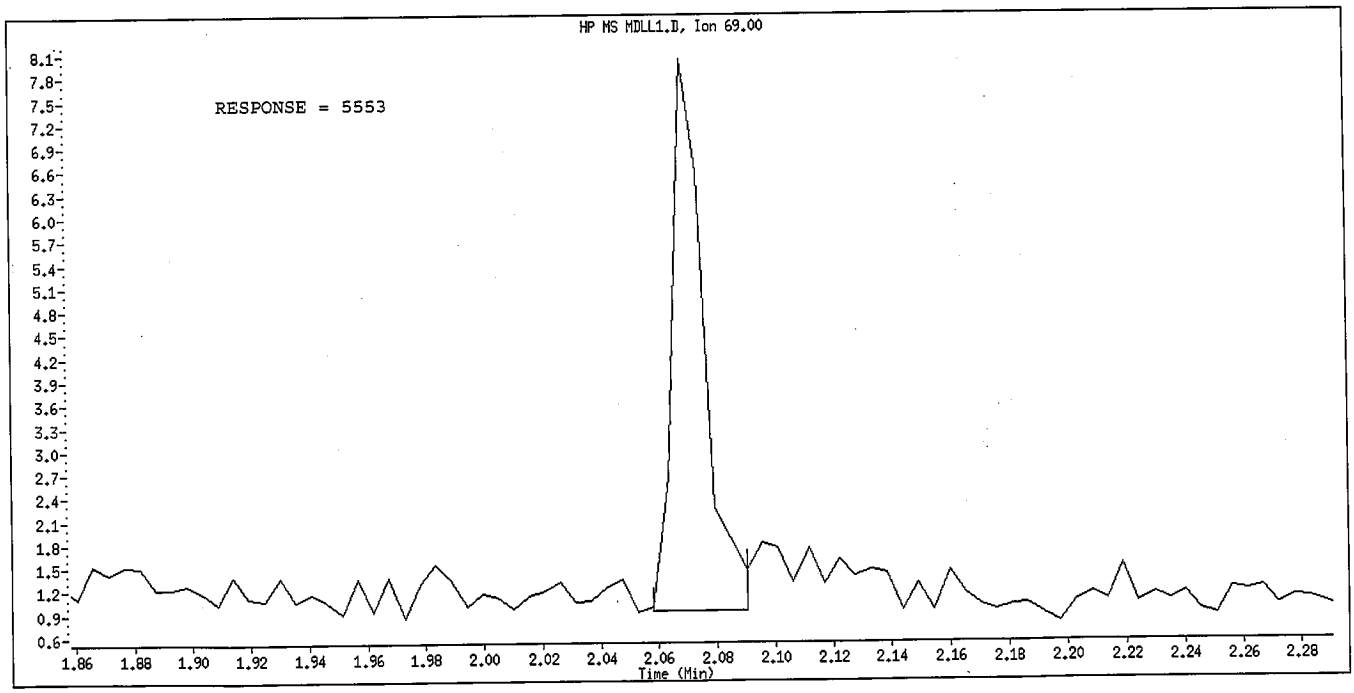

Manual Integration

Manually Integrated By: GruberJ
Manual Integration Reason: Peak not found

Data File Name: MDLL1.D
Inj. Date and Time: 02-MAR-2010 17:16
Instrument ID: a4hp7.i
Client ID:
Compound Name: 1,4-Dichlorobenzene
CAS #: 106-46-7
Report Date: 03/03/2010

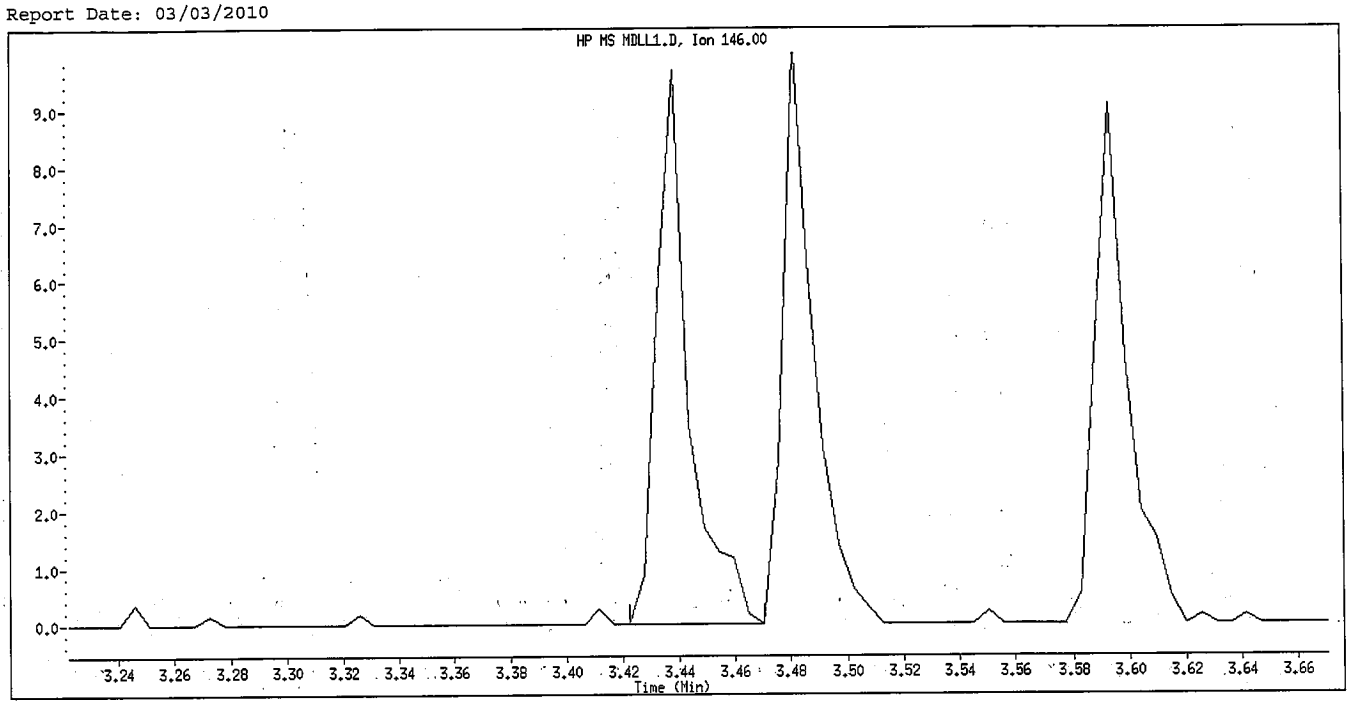

Original Integration

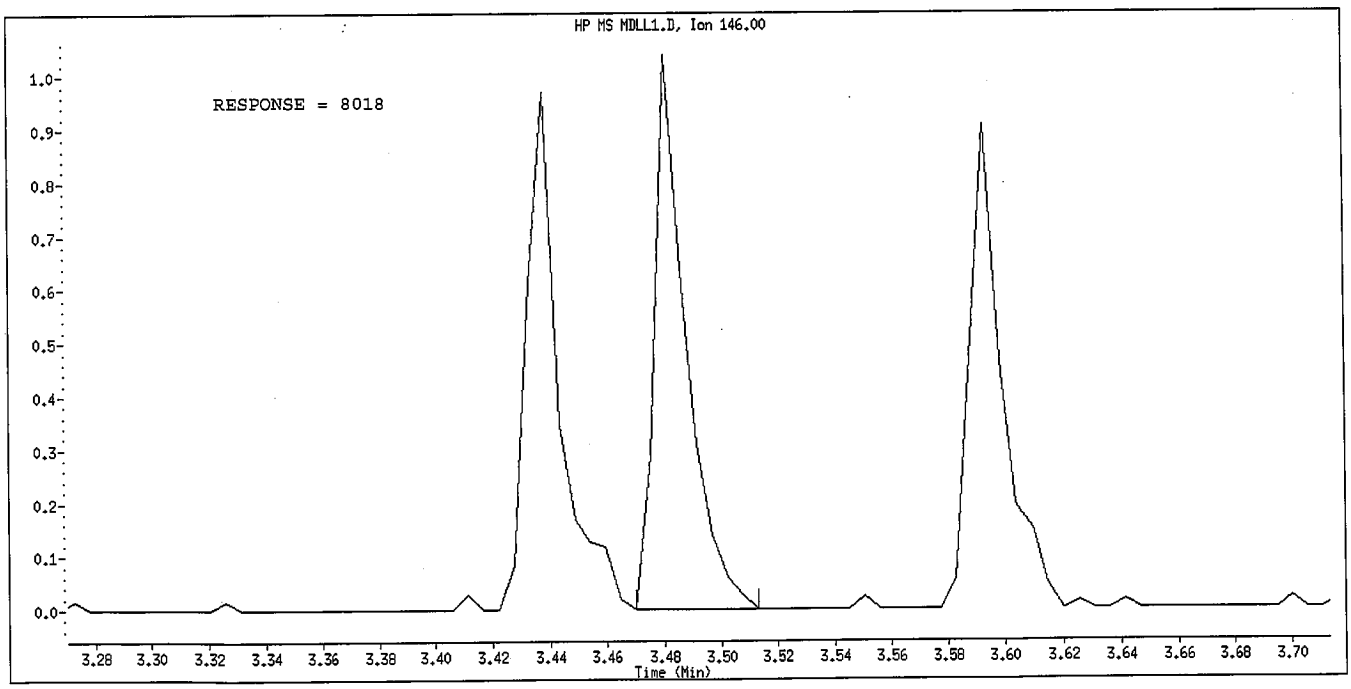

Manual Integration

Manually Integrated By: GruberJ
Manual Integration Reason: Peak not found

Data File Name: MDLL1.D
Inj. Date and Time: 02-MAR-2010 17:16
Instrument ID: a4hp7.i
Client ID:
Compound Name: 2-Methylphenol
CAS #: 95-48-7
Report Date: 03/03/2010

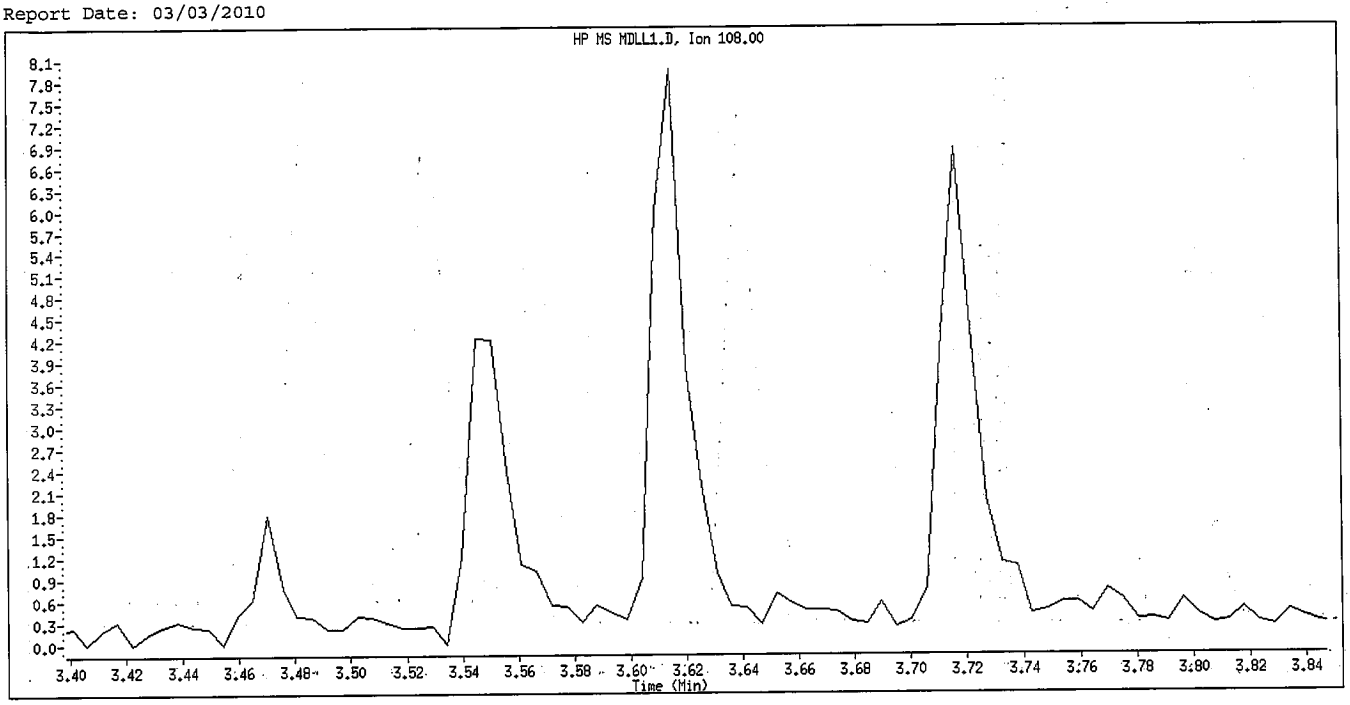

Original Integration

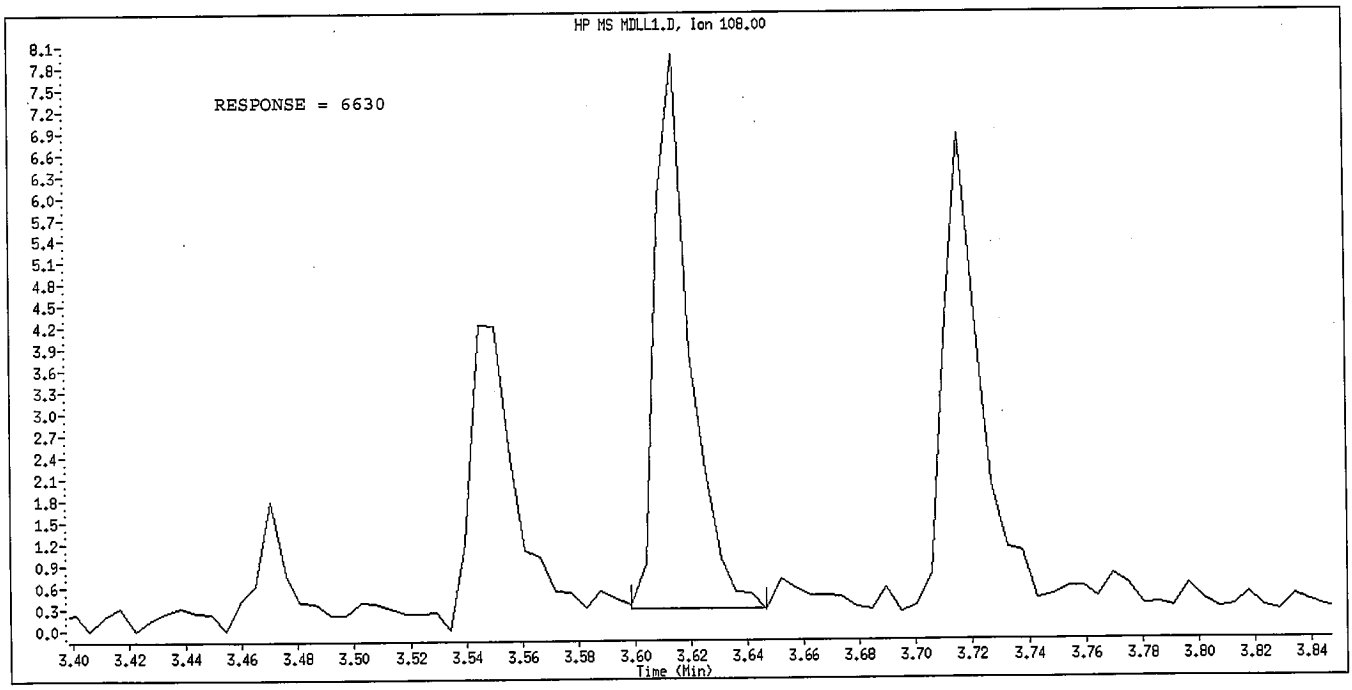

Manual Integration

Manually Integrated By: GruberJ
Manual Integration Reason: Peak not found

Data File Name: MDLL1.D
Inj. Date and Time: 02-MAR-2010 17:16
Instrument ID: a4hp7.i
Client ID:
Compound Name: Hexachloroethane
CAS #: 67-72-1
Report Date: 03/03/2010

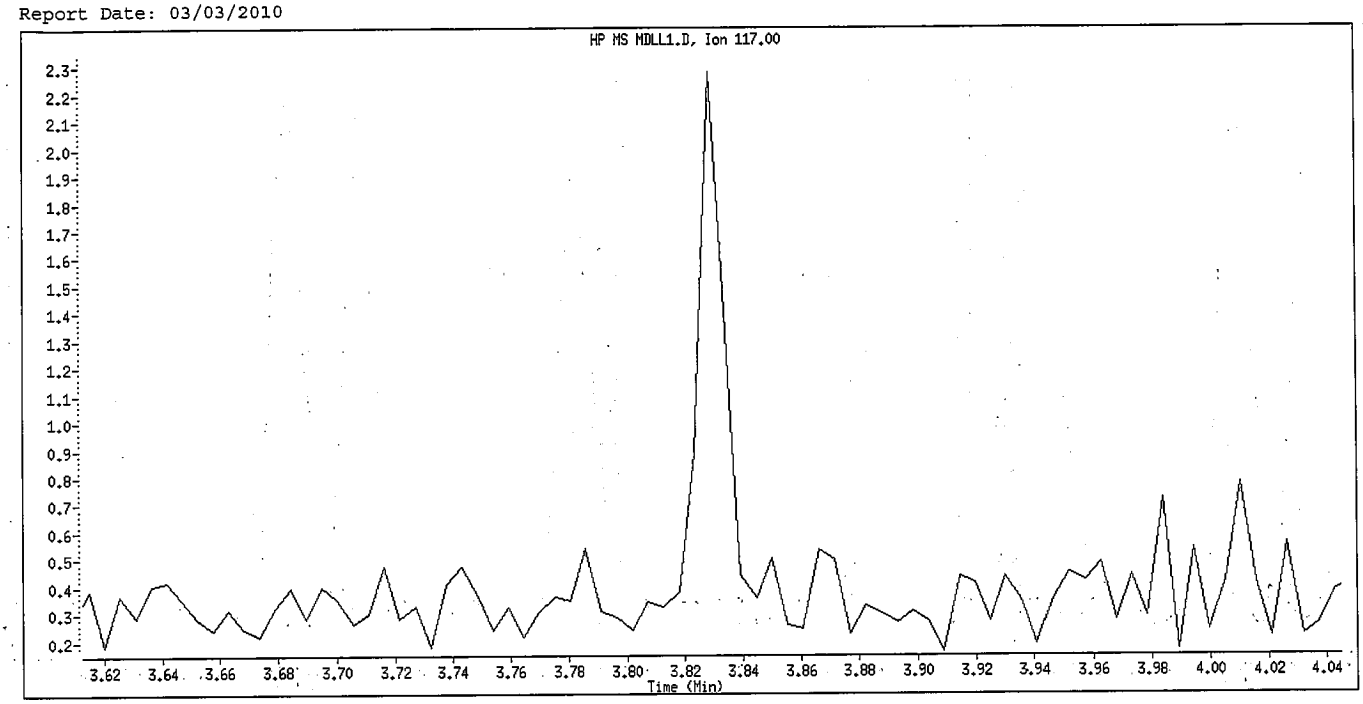

Original Integration

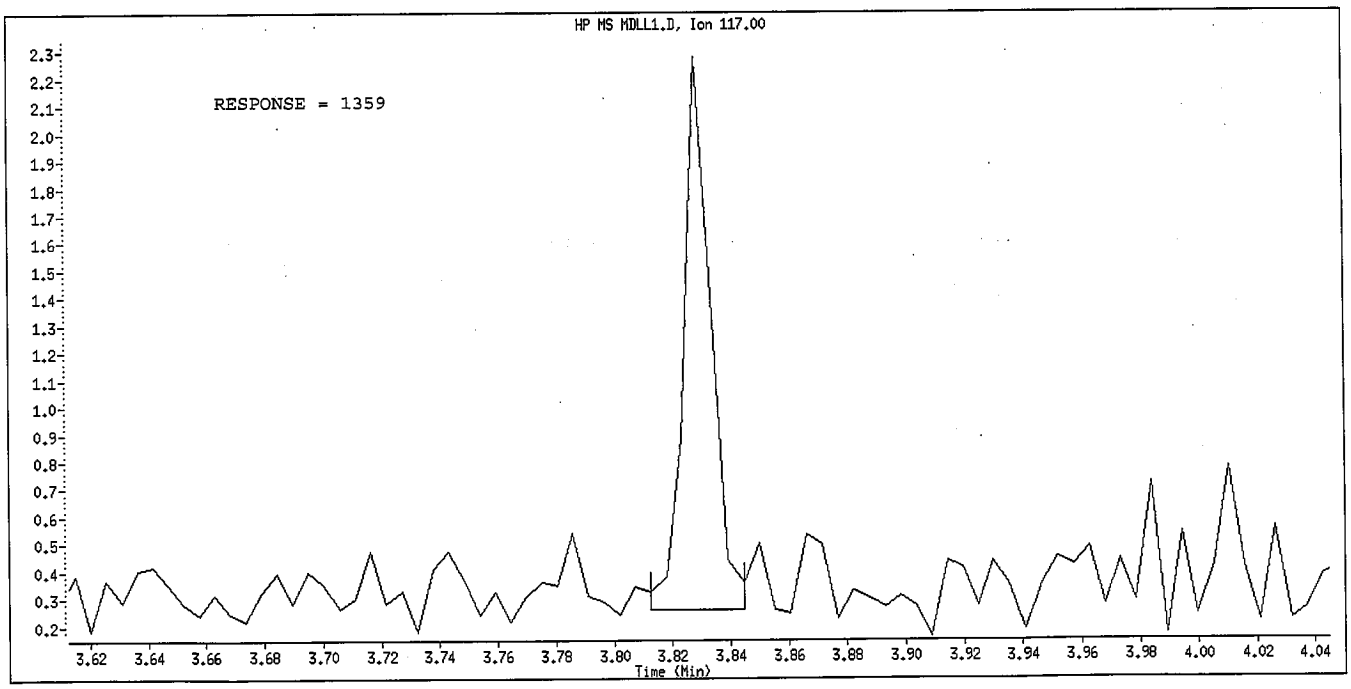

Manual Integration

Manually Integrated By: GruberJ
Manual Integration Reason: Peak not found

Data File Name: MDLL1.D
Inj. Date and Time: 02-MAR-2010 17:16
Instrument ID: a4hp7.i
Client ID:
Compound Name: 2,4,5-Trichlorophenol
CAS #: 95-95-4
Report Date: 03/03/2010

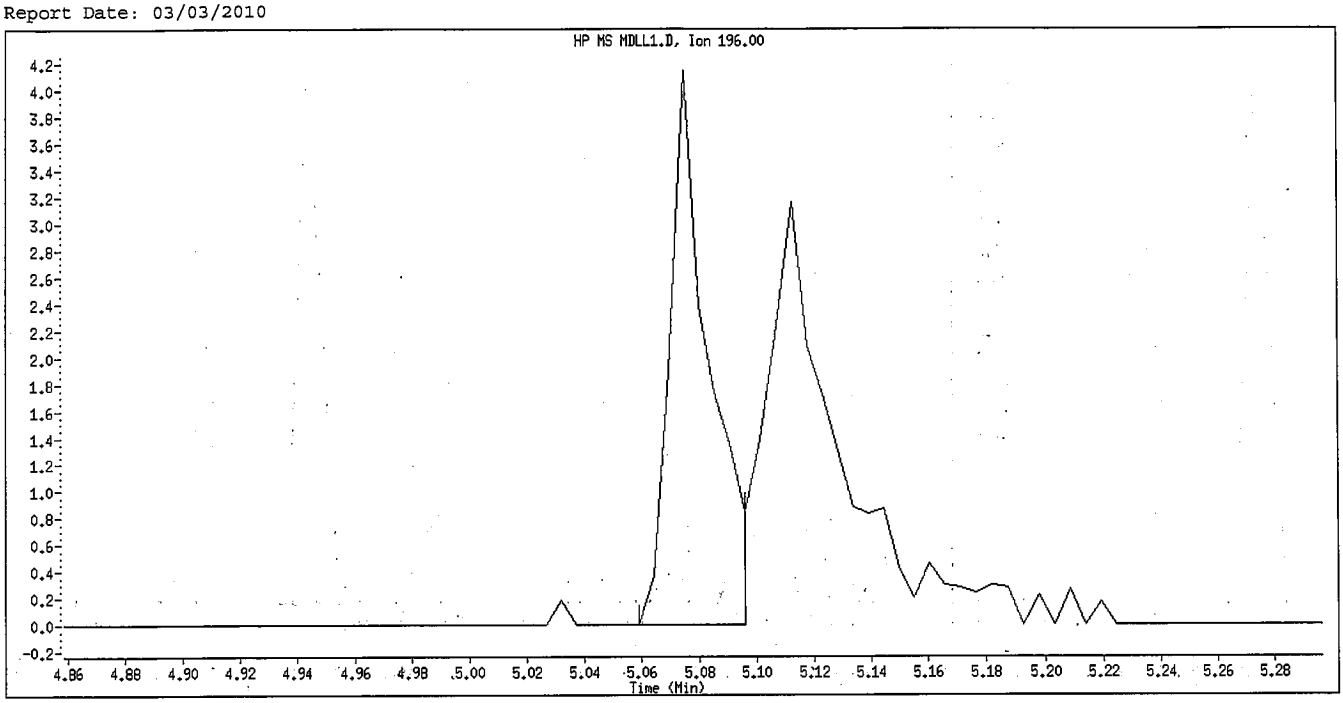

Original Integration

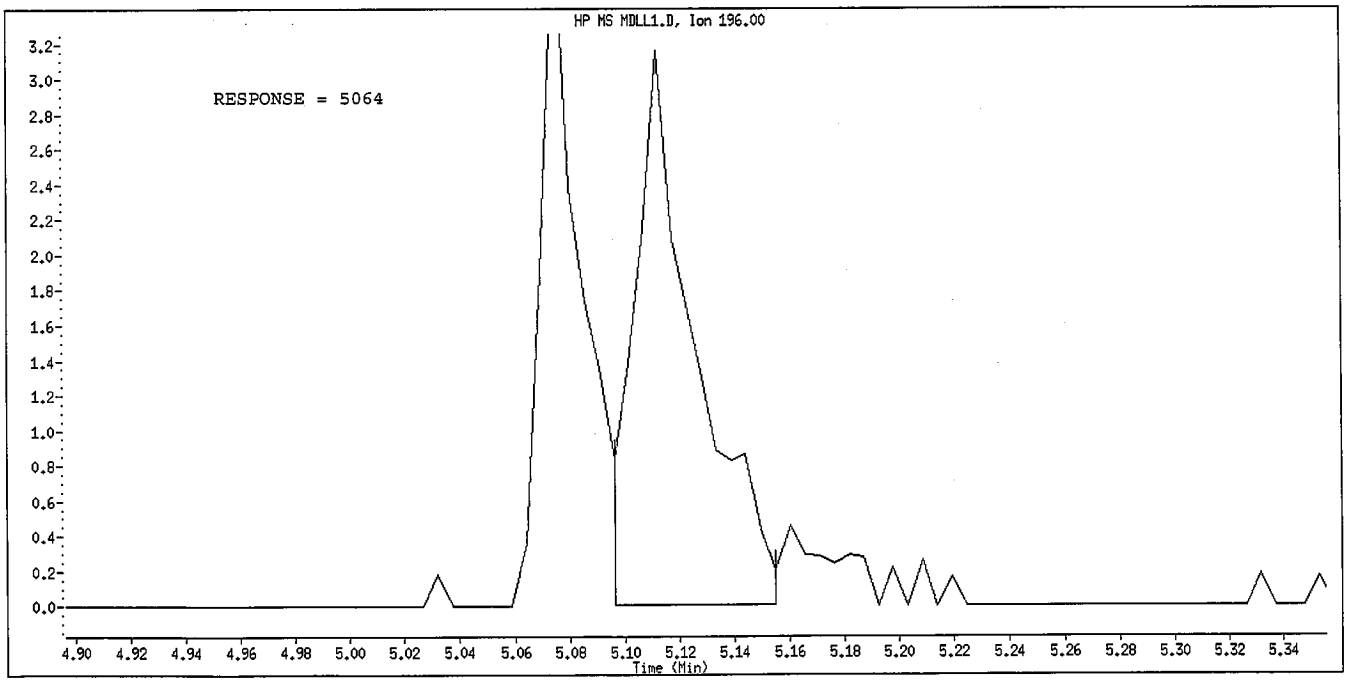

Manual Integration

Manually Integrated By: GruberJ
Manual Integration Reason: Peak not found

Data File Name: MDLL1.D
Inj. Date and Time: 02-MAR-2010 17:16
Instrument ID: a4hp7.i
Client ID:
Compound Name: 2,4-Toluenediamene
CAS #: 95-80-7
Report Date: 03/03/2010

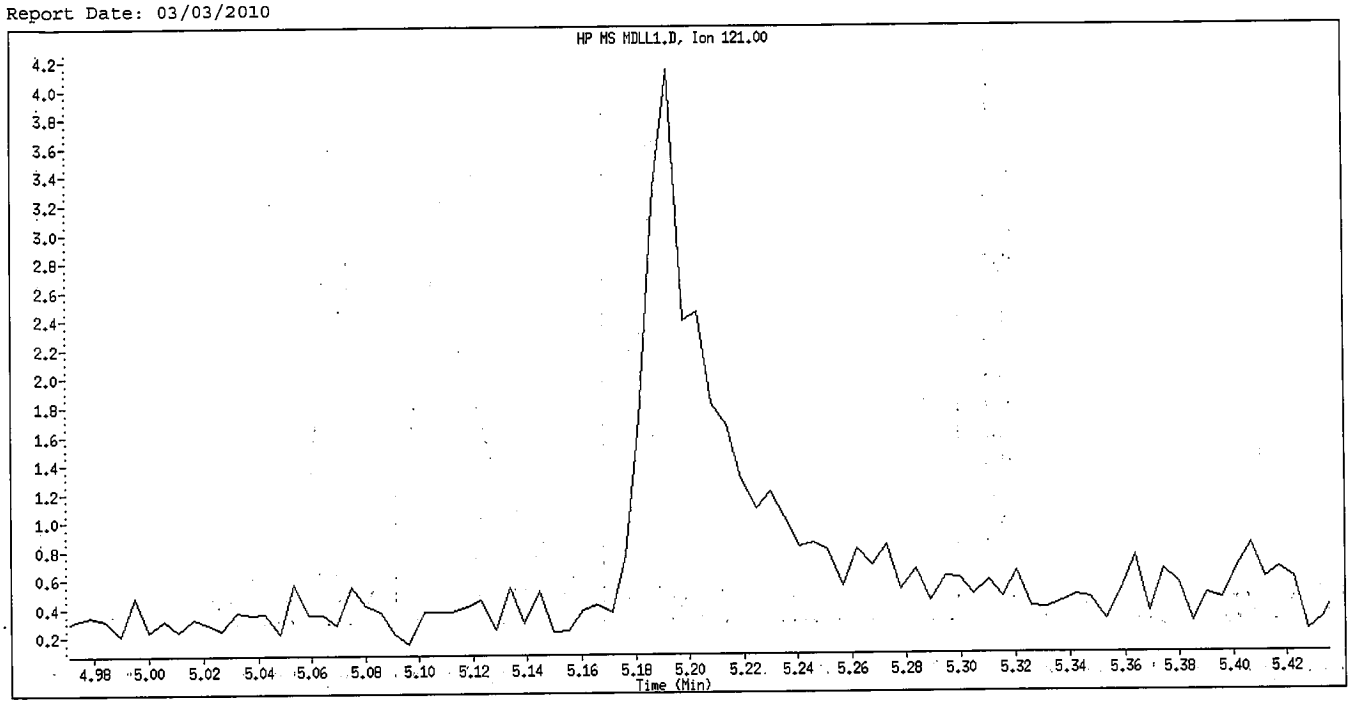

Original Integration

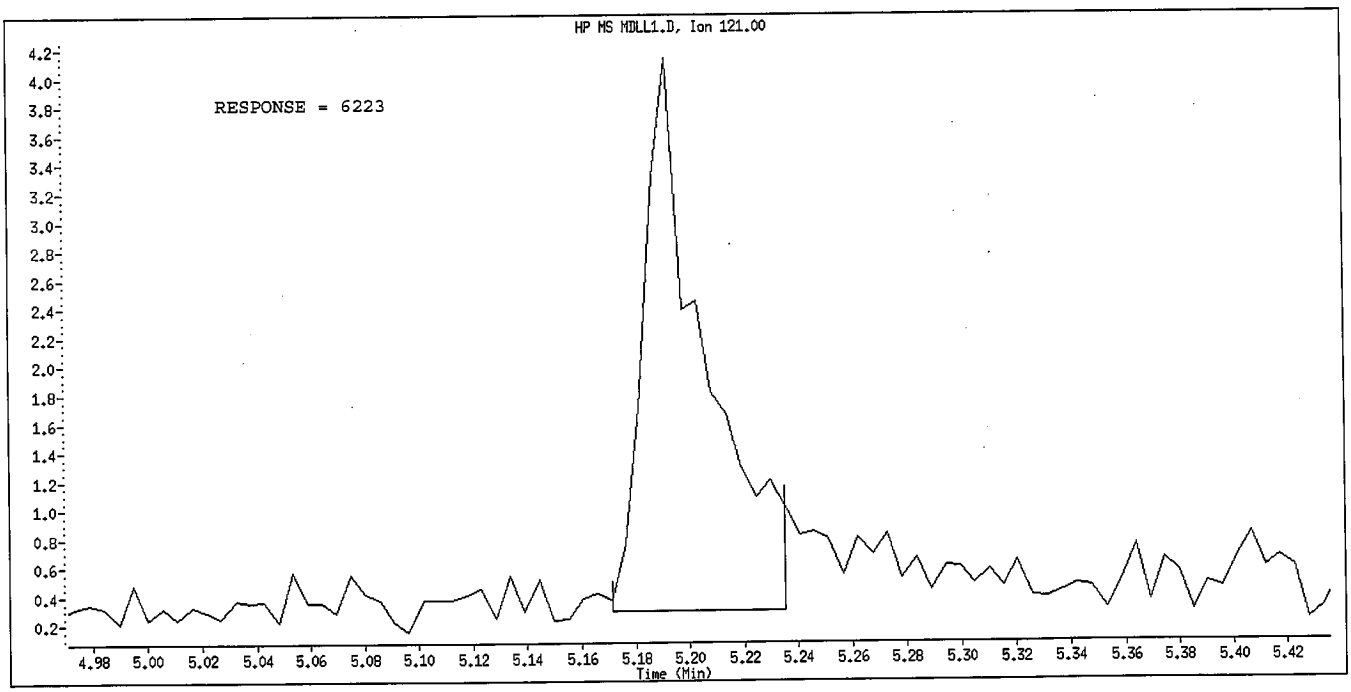

Manual Integration

Manually Integrated By: GruberJ
Manual Integration Reason: Peak not found

Data File Name: MDLL1.D
Inj. Date and Time: 02-MAR-2010 17:16
Instrument ID: a4hp7.i
Client ID:
Compound Name: 2,6-Dinitrotoluene
CAS #: 606-20-2
Report Date: 03/03/2010

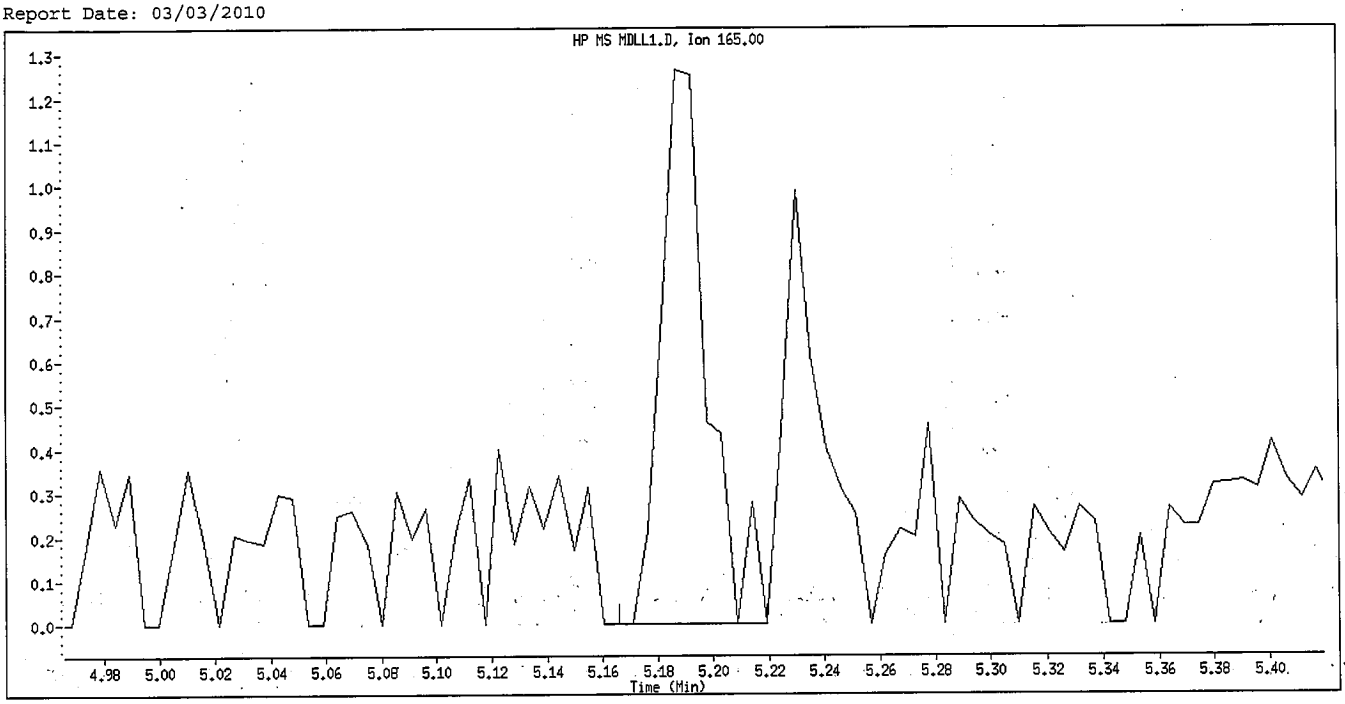

Original Integration

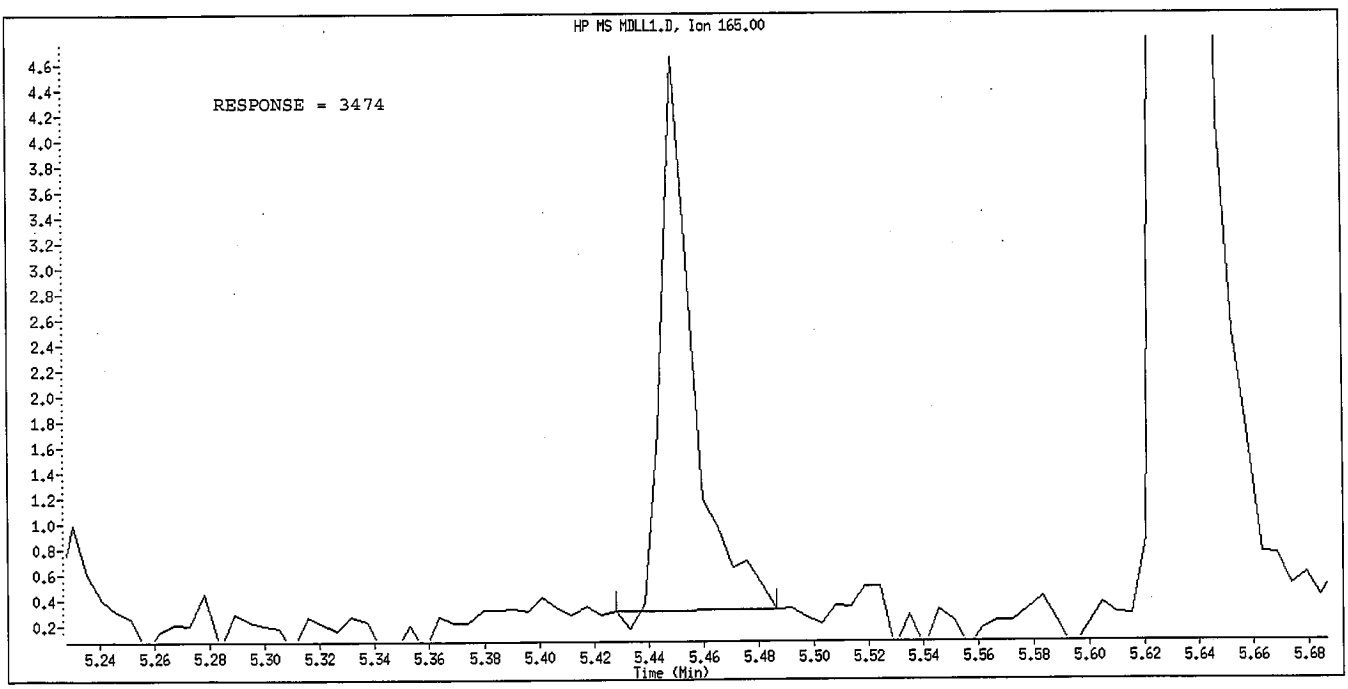

Manual Integration

Manually Integrated By: GruberJ
Manual Integration Reason: Peak not found

Data File Name: MDLL1.D
Inj. Date and Time: 02-MAR-2010 17:16
Instrument ID: a4hp7.i
Client ID:
Compound Name: 3-Nitroaniline
CAS #: 99-09-2
Report Date: 03/03/2010

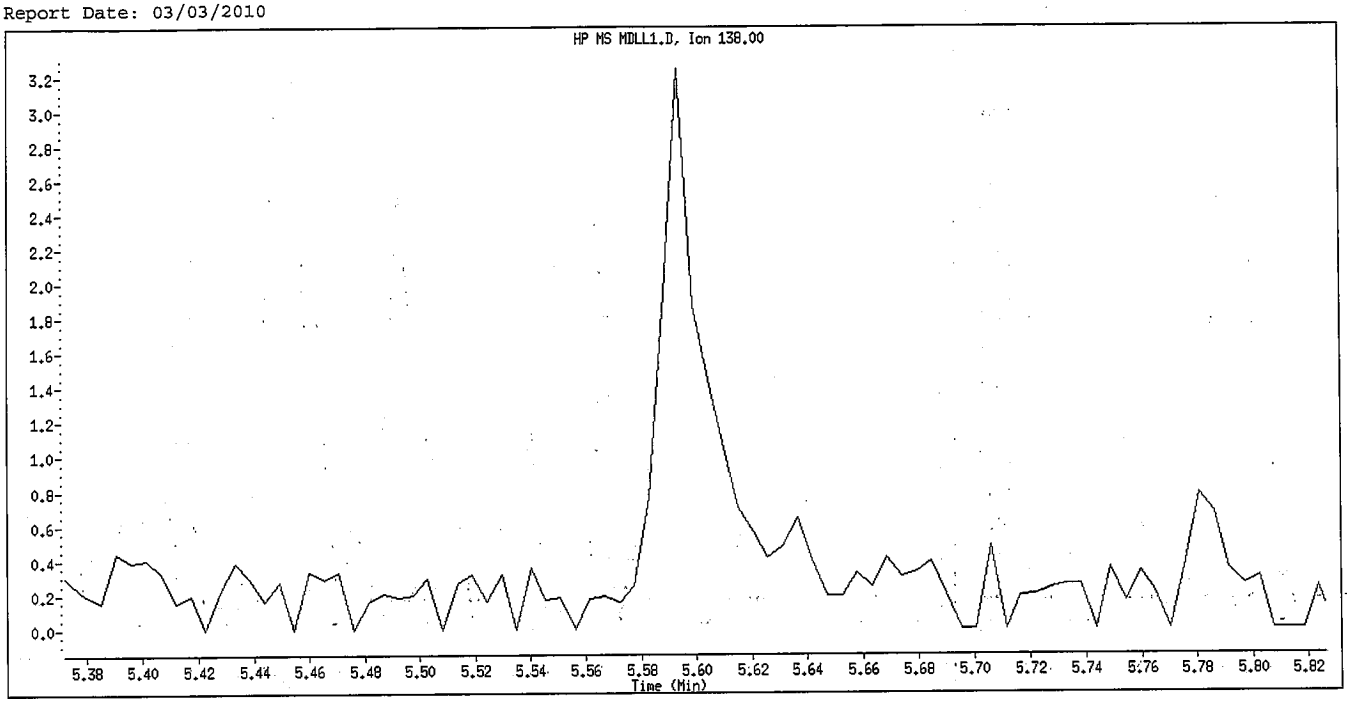

Original Integration

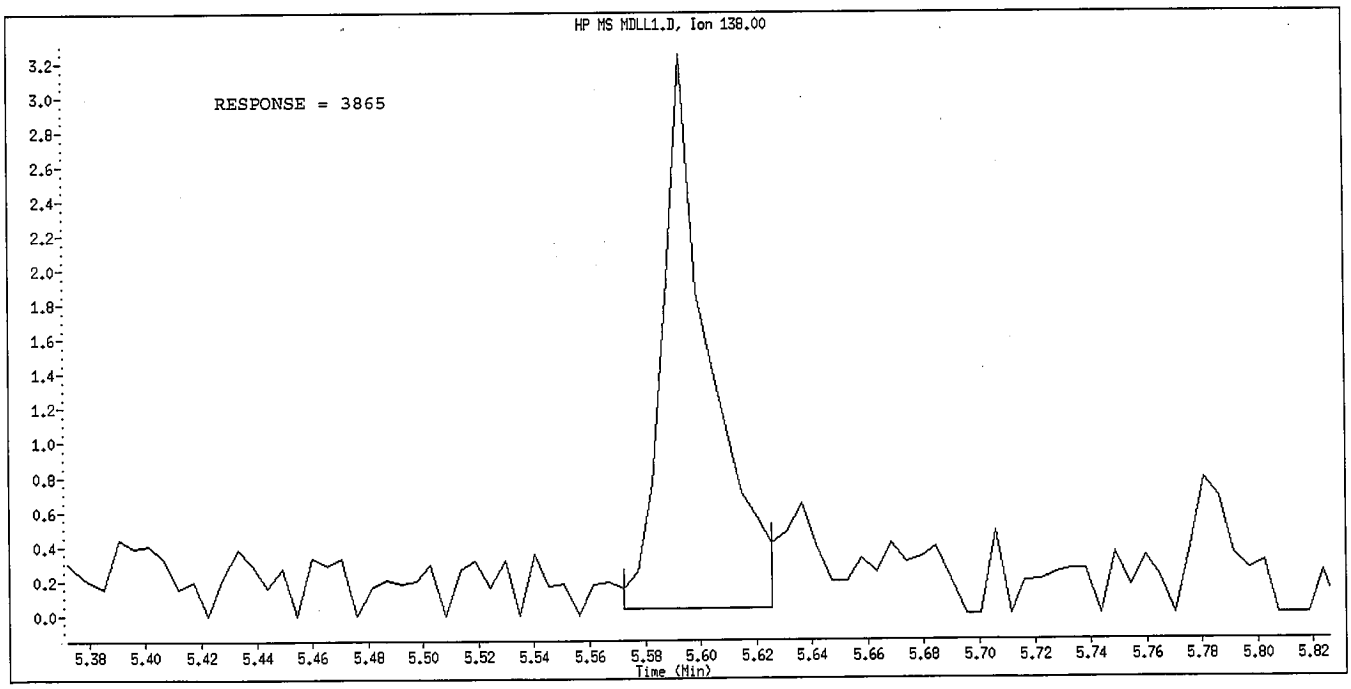

Manual Integration

Manually Integrated By: GruberJ
Manual Integration Reason: Peak not found

Data File Name: MDLL1.D
Inj. Date and Time: 02-MAR-2010 17:16
Instrument ID: a4hp7.i
Client ID:
Compound Name: 4-Nitroaniline
CAS #: 100-01-6
Report Date: 03/03/2010

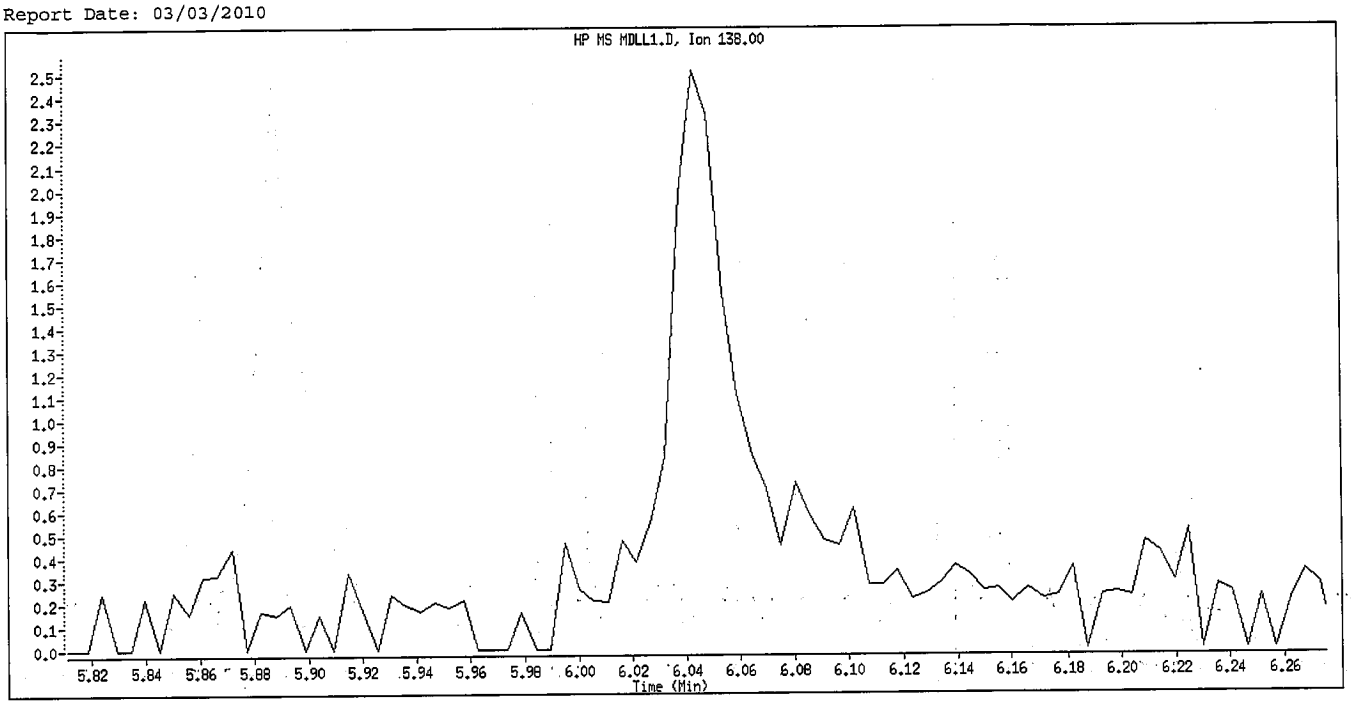

Original Integration

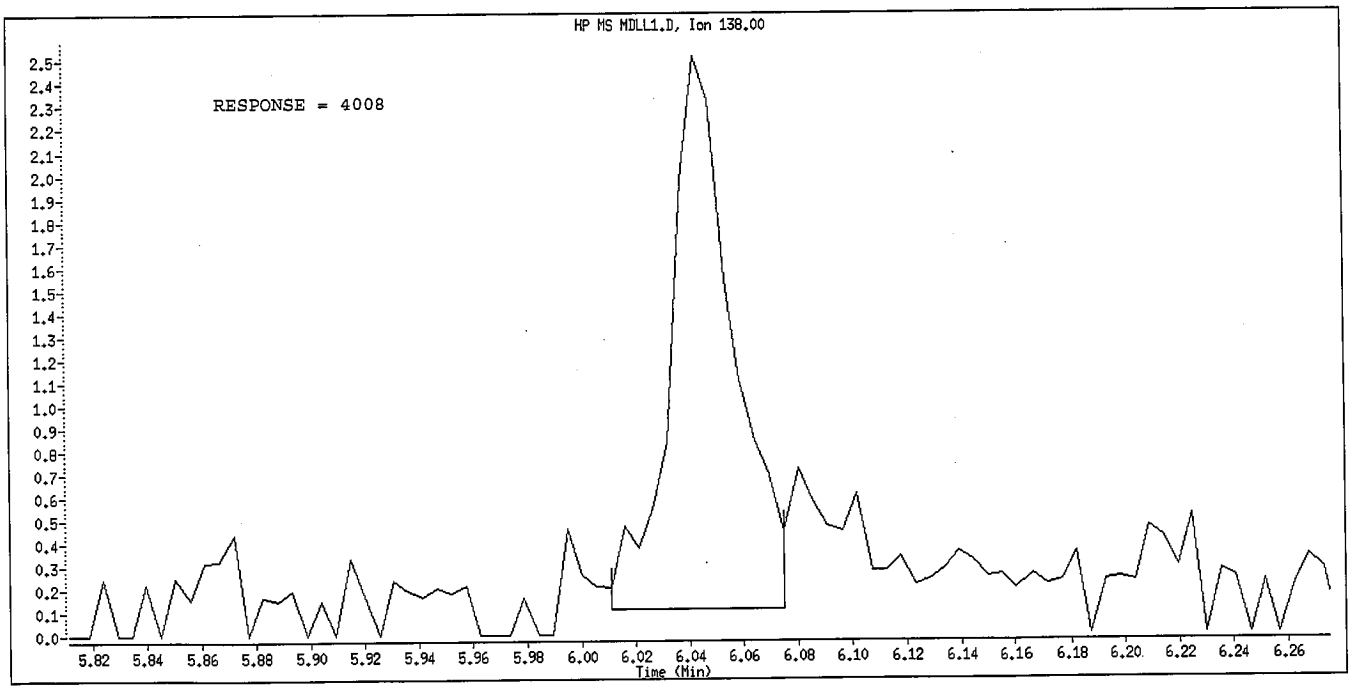

Manual Integration

Manually Integrated By: GruberJ
Manual Integration Reason: Peak not found

Data File Name: MDLL1.D
Inj. Date and Time: 02-MAR-2010 17:16
Instrument ID: a4hp7.i
Client ID:
Compound Name: Di-n-octylphthalate
CAS #: 117-84-0
Report Date: 03/03/2010

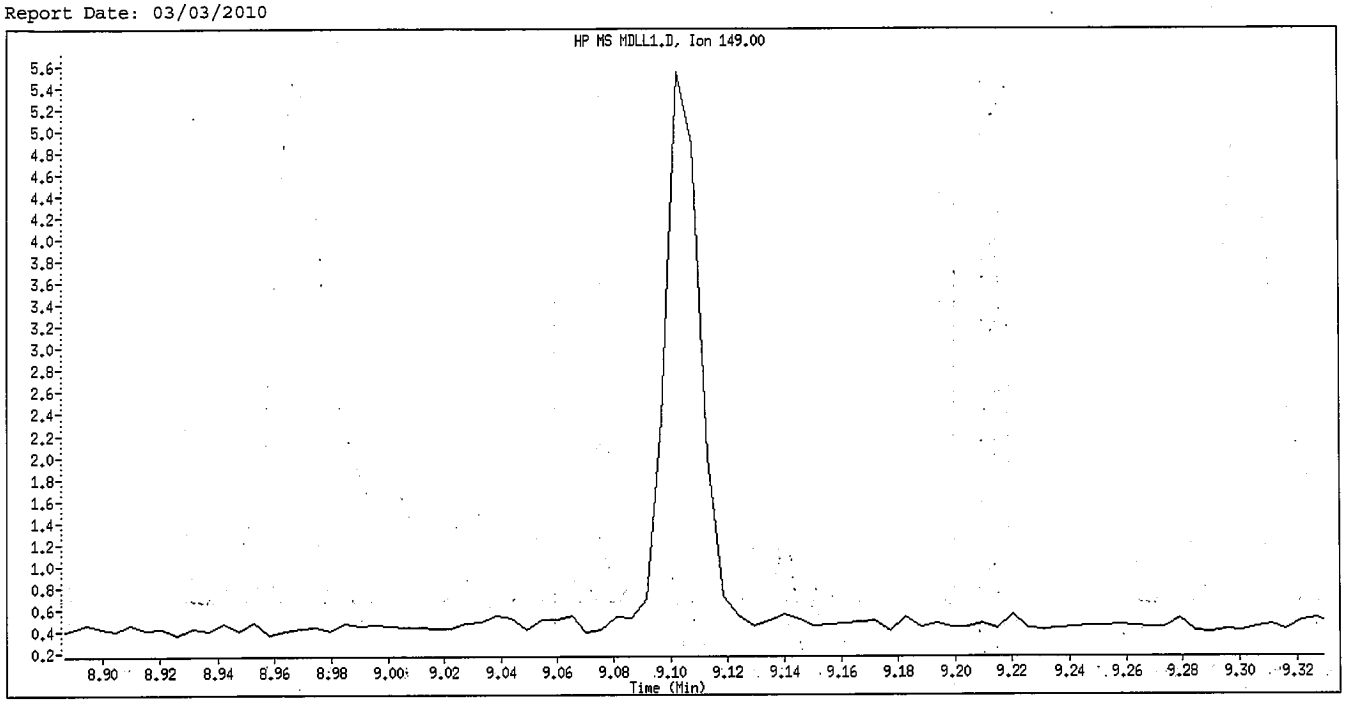

Original Integration

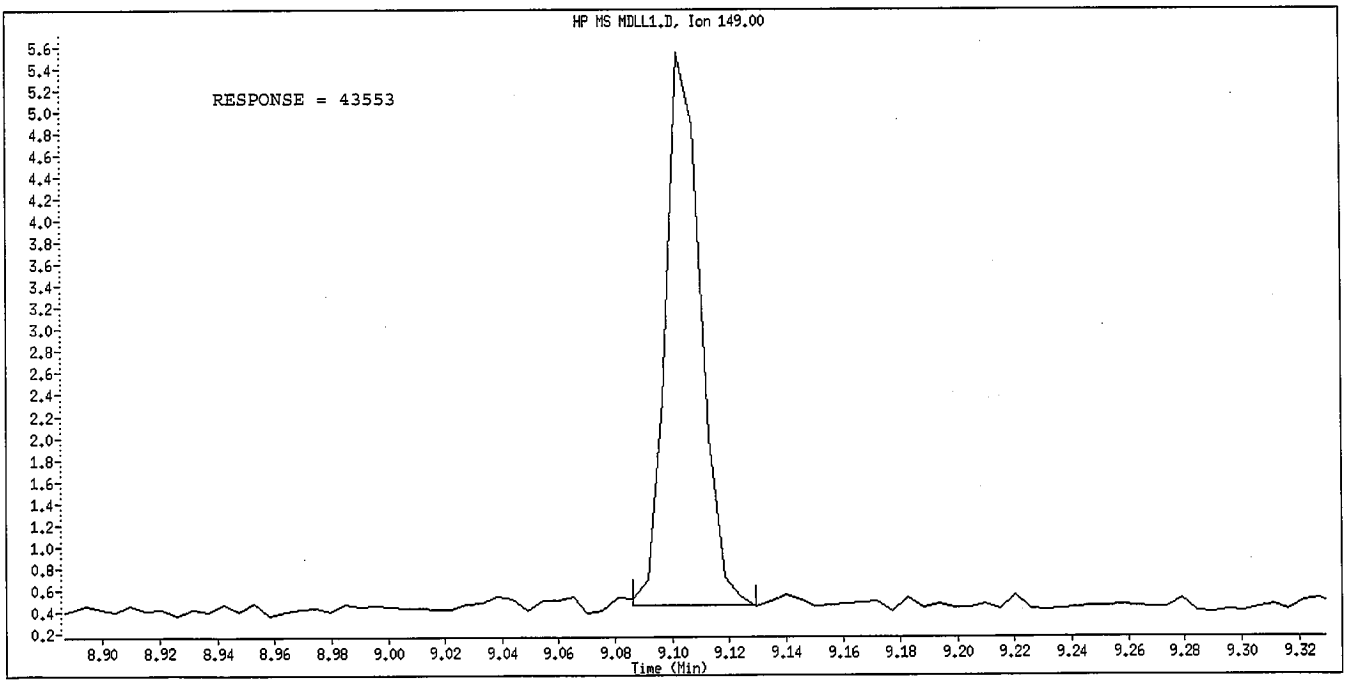

Manual Integration

Manually Integrated By: GruberJ
Manual Integration Reason: Peak not found

Data File Name: MDLL1.D
Inj. Date and Time: 02-MAR-2010 17:16
Instrument ID: a4hp7.i
Client ID:
Compound Name: Benzo(g,h,i)perylene
CAS #: 191-24-2
Report Date: 03/03/2010

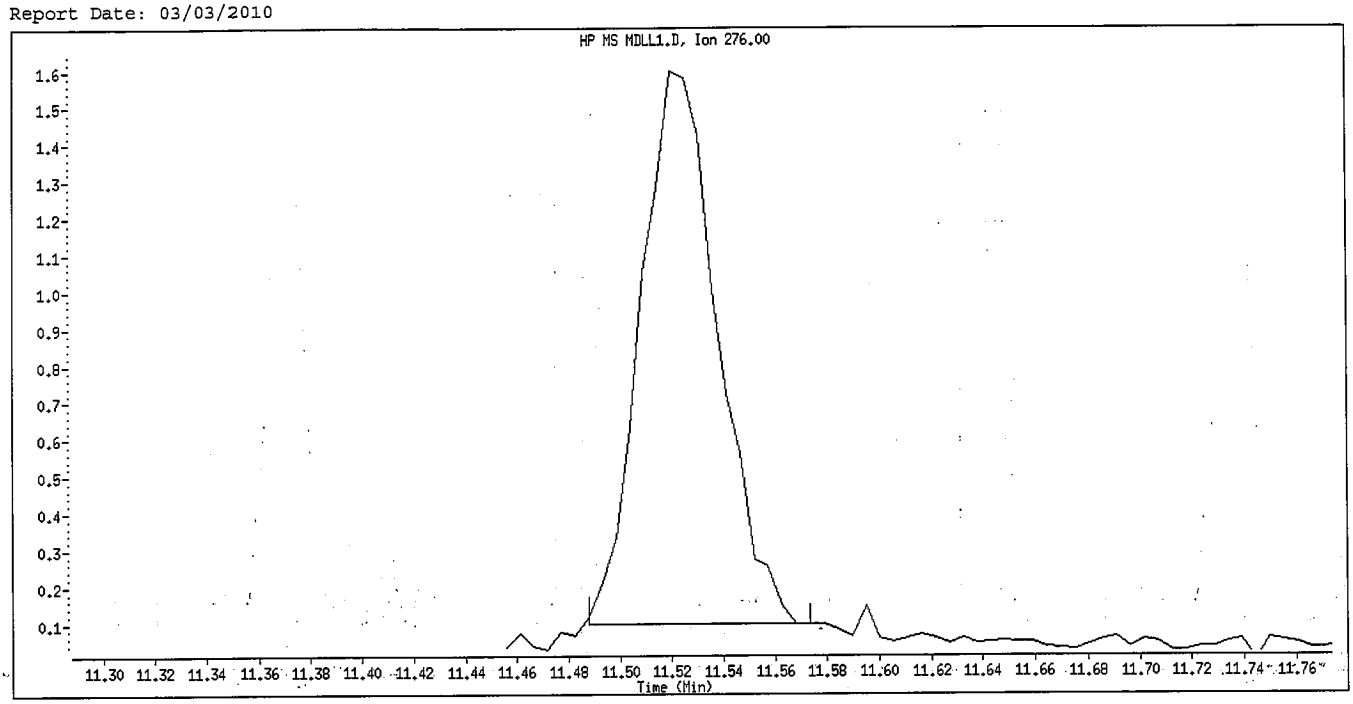

Original Integration

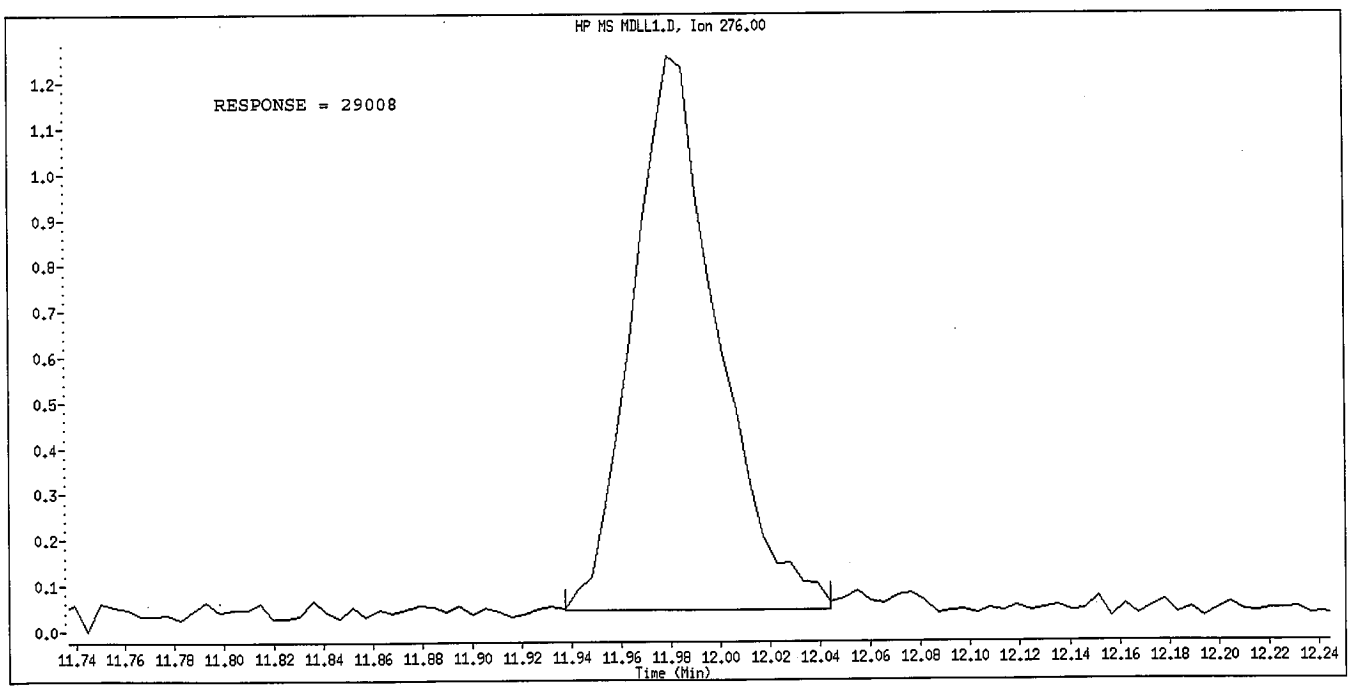

Manual Integration

Manually Integrated By: GruberJ
Manual Integration Reason: Peak not found

Good for:
Hexachloroethane

TestAmerica North Canton

Semivolatile REPORT SW-846 Method 8270

Data file : \\cansvr11\dd\chem\MSS\a4hp7.i\00302a.b\MDLL2.D
Lab Smp Id: mdll2
Inj Date : 02-MAR-2010 17:35
Operator : 001710 Inst ID: a4hp7.i
Smp Info : mdll2,00302a.b,8270C-625,1-827042d.sub
Misc Info :
Comment :
Method : \\cansvr11\dd\chem\MSS\a4hp7.i\00302a.b\8270C-625.m
Meth Date : 02-Mar-2010 10:34 gruberj Quant Type: ISTD
Cal Date : 01-MAR-2010 20:53 Cal File: 7AL0301.D
Als bottle: 26 QC Sample: mrl
Dil Factor: 1.00000
Integrator: HP RTE Compound Sublist: qcmrl.sub
Target Version: 4.14
Processing Host: CANPMSSV01

Compounds	QUANT SIG MASS	RT	EXP RT	REL RT	RESPONSE	CONCENTRATIONS ON-COLUMN (NG)	FINAL (NG)	
* 1 1,4-Dichlorobenzene-d4	152	3.470	3.470	(1.000)	242929	2.00000		(Q)
* 2 Naphthalene-d8	136	4.363	4.358	(1.000)	1060030	2.00000		
* 3 Acenaphthene-d10	164	5.636	5.625	(1.000)	625297	2.00000		
* 4 Phenanthrene-d10	188	6.716	6.711	(1.000)	1090762	2.00000		
* 5 Chrysene-d12	240	8.668	8.663	(1.000)	1332957	2.00000		
* 6 Perylene-d12	264	10.048	10.027	(1.000)	1258090	2.00000		
9 Pyridine	79	1.870	1.876	(0.539)	28183	0.18058	0.18058	
10 N-Nitrosodimethylamine	74	1.838	1.844	(0.530)	17935	0.19916	0.19916	
11 Ethyl methacrylate	69	2.068	2.079	(0.596)	25826	0.18952	0.18952	
12 3-Chloropropionitrile	54	2.234	2.240	(0.644)	22072	0.20773	0.20773	
13 Malononitrile	66	2.378	2.379	(0.686)	48014	0.23880	0.23880	
209 Benzaldehyde	77	3.181	3.176	(0.917)	29105	0.24650	0.24650	
21 Aniline	93	3.245	3.245	(0.935)	58495	0.23549	0.23549	
22 Phenol	94	3.197	3.186	(0.921)	49555	0.25332	0.25332	
23 bis(2-Chloroethyl)ether	93	3.261	3.261	(0.940)	47187	0.27329	0.27329	
24 2-Chlorophenol	128	3.330	3.331	(0.960)	39689	0.25469	0.25469	
26 1,3-Dichlorobenzene	146	3.437	3.432	(0.991)	38932	0.24006	0.24006	
27 1,4-Dichlorobenzene	146	3.480	3.480	(1.003)	39412	0.24729	0.24729	
28 1,2-Dichlorobenzene	146	3.593	3.587	(1.035)	37979	0.24502	0.24502	
29 Benzyl Alcohol	108	3.550	3.539	(1.023)	25309	0.24722	0.24722	
30 2-Methylphenol	108	3.614	3.603	(1.042)	35777	0.26337	0.26337	
31 bis(2-Chloroisopropyl)ether	45	3.630	3.625	(1.046)	63935	0.23410	0.23410	
37 Acetophenone	105	3.737	3.732	(1.077)	53077	0.24590	0.24590	
32 N-Nitroso-di-n-propylamine	70	3.721	3.721	(1.072)	27670	0.23328	0.23328	
192 4-Methylphenol	108	3.716	3.705	(1.071)	36484	0.37983	0.37983	
34 Hexachloroethane	117	3.828	3.828	(1.103)	9836	0.15515	0.15515	
35 Nitrobenzene	77	3.860	3.855	(0.885)	40388	0.23119	0.23119	
41 Isophorone	82	4.020	4.015	(0.922)	77337	0.23752	0.23752	
42 2-Nitrophenol	139	4.085	4.079	(0.936)	20215	0.23271	0.23271	
43 2,4-Dimethylphenol	107	4.090	4.079	(0.937)	39193	0.37521	0.37521	
44 bis(2-Chloroethoxy)methane	93	4.149	4.144	(0.951)	48239	0.24969	0.24969	
46 2,4-Toluenediamene	121	5.186	5.176	(1.189)	27737	0.38783	0.38783	
47 1,3,5-Trichlorobenzene	180	4.095	4.090	(0.939)	34621	0.25491	0.25491	

Compounds	QUANT SIG MASS	RT	EXP RT	REL RT	RESPONSE	CONCENTRATIONS ON-COLUMN (NG)	CONCENTRATIONS FINAL (NG)
48 2,4-Dichlorophenol	162	4.256	4.245	(0.975)	26134	0.46468	0.46468
49 Benzoic Acid	122	Compound Not Detected.					
50 1,2,4-Trichlorobenzene	180	4.315	4.315	(0.989)	33223	0.25007	0.25007
51 Naphthalene	128	4.379	4.374	(1.004)	122267	0.25938	0.25938
52 4-Chloroaniline	127	4.400	4.395	(1.009)	46035	0.26413	0.26413
56 Hexachlorobutadiene	225	4.459	4.454	(1.022)	17553	0.25425	0.25425
210 Caprolactam	113	4.641	4.641	(1.064)	10490	0.19491	0.19491(Q)
57 1,2,3-Trichlorobenzene	180	4.480	4.475	(1.027)	32706	0.26556	0.26556
59 4-Chloro-3-Methylphenol	107	4.737	4.721	(1.086)	36806	0.26998	0.26998
62 2-Methylnaphthalene	142	4.871	4.866	(1.116)	70690	0.27735	0.27735
63 1-Methylnaphthalene	142	4.946	4.941	(1.134)	77365	0.25962	0.25962
64 Hexachlorocyclopentadiene	237	4.989	4.983	(0.885)	2113	0.02386	0.023861(M)
66 2,4,6-Trichlorophenol	196	5.074	5.058	(0.900)	20274	0.22594	0.22594
67 2,4,5-Trichlorophenol	196	5.106	5.090	(0.906)	23568	0.23435	0.23435
211 1,1'-Biphenyl	154	5.203	5.197	(0.923)	102382	0.23605	0.23605
68 1,2,3,5-Tetrachlorobenzene	216	4.983	4.978	(0.884)	33046	0.23168	0.23168
70 2-Chloronaphthalene	162	5.229	5.224	(0.928)	77950	0.24876	0.24876
73 2-Nitroaniline	65	5.288	5.278	(0.938)	24593	0.22503	0.22503
74 1,2,3,4-Tetrachlorobenzene	216	5.203	5.197	(0.923)	31492	0.24377	0.24377
76 Dimethylphthalate	163	5.395	5.395	(0.957)	93122	0.25562	0.25562
78 2,6-Dinitrotoluene	165	5.449	5.443	(0.967)	18910	0.22412	0.22412
79 Acenaphthylene	152	5.534	5.529	(0.982)	131983	0.25470	0.25470
80 1,2-Dinitrobenzene	168	5.497	5.492	(0.975)	9103	0.21855	0.21855
81 3-Nitroaniline	138	5.588	5.572	(0.991)	22815	0.23280	0.23280
82 Acenaphthene	153	5.657	5.652	(1.004)	81231	0.23645	0.23645
83 2,4-Dinitrophenol	184	Compound Not Detected.					
85 4-Nitrophenol	109	5.711	5.673	(1.013)	10477	0.40193	0.40193(QM)
86 Dibenzofuran	168	5.780	5.775	(1.026)	112041	0.24889	0.24889
87 2,4-Dinitrotoluene	165	5.748	5.738	(1.020)	27013	0.23264	0.23264
91 2,3,5,6-Tetrachlorophenol	232	5.839	5.823	(1.036)	17528	0.20499	0.20499
93 Diethylphthalate	149	5.903	5.898	(1.047)	96537	0.25336	0.25336
94 Fluorene	166	6.032	6.026	(1.070)	97430	0.25175	0.25175
95 4-Chlorophenyl-phenylether	204	6.010	6.005	(1.066)	42643	0.24918	0.24918
96 4-Nitroaniline	138	6.032	6.021	(1.070)	20912	0.20733	0.20733
98 4,6-Dinitro-2-methylphenol	198	6.053	6.037	(0.901)	6343	0.07946	0.079459
99 N-Nitrosodiphenylamine	169	6.090	6.085	(0.907)	69747	0.22906	0.22906
100 1,2-Diphenylhydrazine	77	6.128	6.123	(0.912)	100582	0.22060	0.22060
106 4-Bromophenyl-phenylether	248	6.369	6.363	(0.948)	25493	0.23705	0.23705
107 Hexachlorobenzene	284	6.438	6.433	(0.959)	24351	0.23358	0.23358
212 Atrazine	200	6.459	6.454	(0.962)	18400	0.26785	0.26784
111 Pentachlorophenol	266	6.582	6.567	(0.980)	18806	0.57894	0.57894
115 Phenanthrene	178	6.738	6.727	(1.003)	145387	0.24672	0.24672
116 Anthracene	178	6.775	6.765	(1.009)	145802	0.24566	0.24566
119 Carbazole	167	6.882	6.866	(1.025)	137372	0.24202	0.24202
120 Di-n-Butylphthalate	149	7.080	7.075	(1.054)	175718	0.26943	0.26942
123 Fluoranthene	202	7.604	7.599	(1.132)	155182	0.25999	0.25999
124 Benzidine	184	7.679	7.663	(0.886)	67584	0.18104	0.18104
125 Pyrene	202	7.781	7.770	(0.898)	162899	0.24823	0.24823
131 Butylbenzylphthalate	149	8.182	8.182	(0.944)	86823	0.26941	0.26941
133 3,3'-Dimethoxybenzidine	244	8.578	8.572	(0.990)	35987	0.26436	0.26436
135 3,3'-Dichlorobenzidine	252	8.615	8.610	(0.994)	58946	0.24623	0.24623
136 Benzo(a)Anthracene	228	8.658	8.653	(0.999)	171228	0.26023	0.26023
137 Chrysene	228	8.690	8.685	(1.002)	156967	0.25660	0.25660
138 4,4'-Methylene bis(o-chloroan	231	8.604	8.604	(0.993)	29647	0.23946	0.23946

Compounds	QUANT SIG MASS	RT	EXP RT	REL RT	RESPONSE	CONCENTRATIONS ON-COLUMN (NG)	CONCENTRATIONS FINAL (NG)
139 bis(2-ethylhexyl)Phthalate	149	8.588	8.588	(0.991)	121680	0.26535	0.26535
140 Di-n-octylphthalate	149	9.102	9.107	(0.906)	210752	0.27897	0.27897
141 Benzo(b)fluoranthene	252	9.615	9.610	(0.957)	167081	0.26361	0.26361(H)
142 Benzo(k)fluoranthene	252	9.642	9.637	(0.960)	169691	0.24228	0.24228
146 Benzo(a)pyrene	252	9.984	9.968	(0.994)	152725	0.25220	0.25220
149 Indeno(1,2,3-cd)pyrene	276	11.525	11.503	(1.147)	175792	0.26044	0.26044
150 Dibenz(a,h)anthracene	278	11.530	11.509	(1.147)	146413	0.26028	0.26028
151 Benzo(g,h,i)perylene	276	11.985	11.953	(1.193)	139830	0.25353	0.25352
198 1,4-Dioxane	88	1.667	1.683	(0.481)	11236	0.19133	0.19133
101 Diphenylamine	169	6.090	6.085	(0.907)	69747	0.22906	0.22906

QC Flag Legend

Q - Qualifier signal failed the ratio test.
M - Compound response manually integrated.
H - Operator selected an alternate compound hit.

TestAmerica North Canton

INTERNAL STANDARD COMPOUNDS
AREA AND RT SUMMARY

Instrument ID: a4hp7.i
Lab File ID: MDLL2.D
Lab Smp Id: mdll2
Analysis Type: SV
Quant Type: ISTD
Operator: 001710
Method File: \\cansvr11\dd\chem\MSS\a4hp7.i\00302a.b\8270C-625.m
Misc Info:

Calibration Date: 02-MAR-2010
Calibration Time: 09:36
Level:
Sample Type:

COMPOUND	STANDARD	AREA LIMIT LOWER	AREA LIMIT UPPER	SAMPLE	%DIFF
1 1,4-Dichlorobenze	314430	157215	628860	242929	-22.74
2 Naphthalene-d8	1302947	651474	2605894	1060030	-18.64
3 Acenaphthene-d10	667302	333651	1334604	625297	-6.29
4 Phenanthrene-d10	1052286	526143	2104572	1090762	3.66
5 Chrysene-d12	1252372	626186	2504744	1332957	6.43
6 Perylene-d12	1122003	561002	2244006	1258090	12.13

COMPOUND	STANDARD	RT LIMIT LOWER	RT LIMIT UPPER	SAMPLE	%DIFF
1 1,4-Dichlorobenze	3.47	2.97	3.97	3.47	-0.01
2 Naphthalene-d8	4.36	3.86	4.86	4.36	0.12
3 Acenaphthene-d10	5.63	5.13	6.13	5.64	0.19
4 Phenanthrene-d10	6.71	6.21	7.21	6.72	0.08
5 Chrysene-d12	8.66	8.16	9.16	8.67	0.06
6 Perylene-d12	10.03	9.53	10.53	10.05	0.21

AREA UPPER LIMIT = +100% of internal standard area.
AREA LOWER LIMIT = - 50% of internal standard area.
RT UPPER LIMIT = + 0.50 minutes of internal standard RT.
RT LOWER LIMIT = - 0.50 minutes of internal standard RT.

Data File: \\cansvr11\dd\chem\MSS\a4hp7.i\00302a.b\MDLL2.D
Date : 02-MAR-2010 17:35
Client ID:
Sample Info: md112,00302a.b,8270C-625,1-827042d.sub

Instrument: a4hp7.i
Operator: 001710
Column diameter: 0.32

Column phase: db5.625

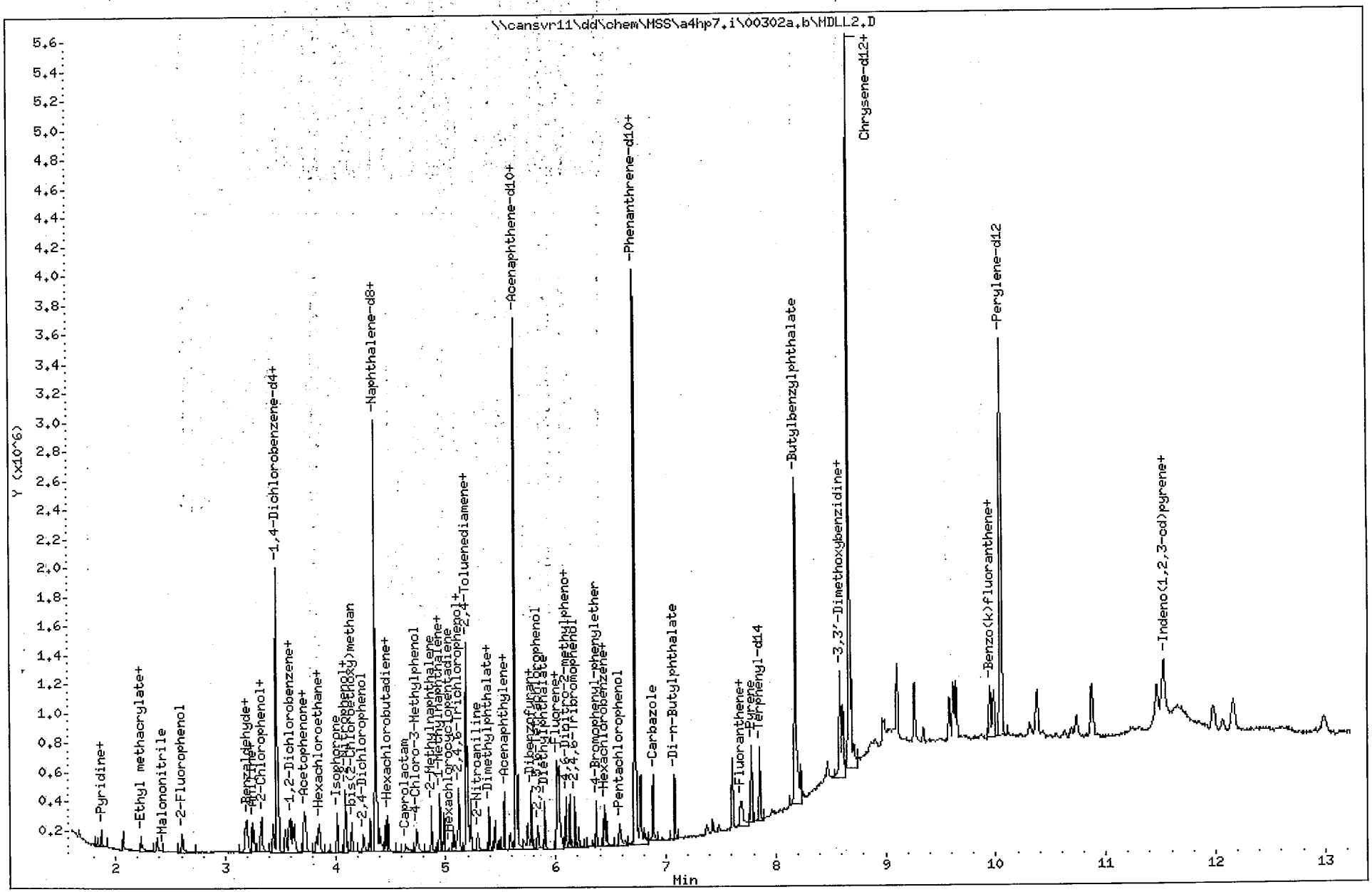

North Canton

Data File Name: MDLL2.D
Inj. Date and Time: 02-MAR-2010 17:35
Instrument ID: a4hp7.i
Client ID:
Compound Name: Hexachlorocyclopentadiene
CAS #: 77-47-4
Report Date: 03/03/2010

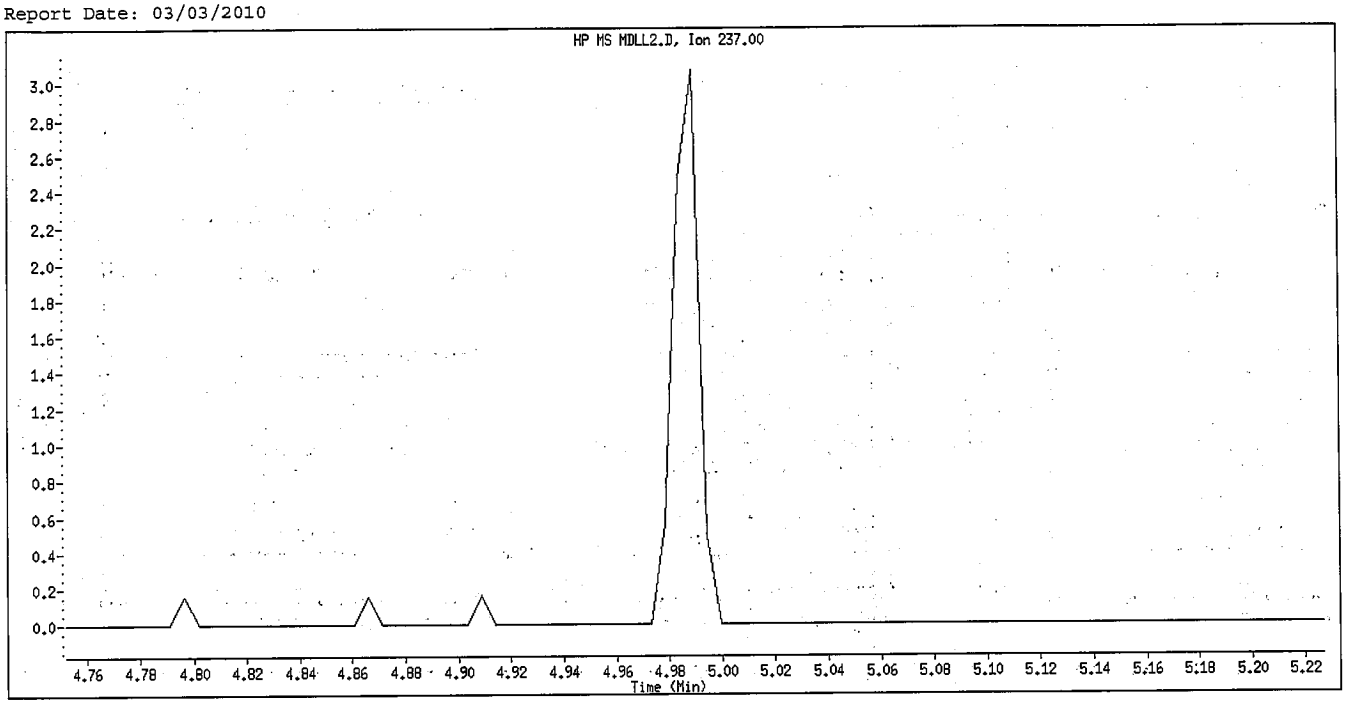

Original Integration

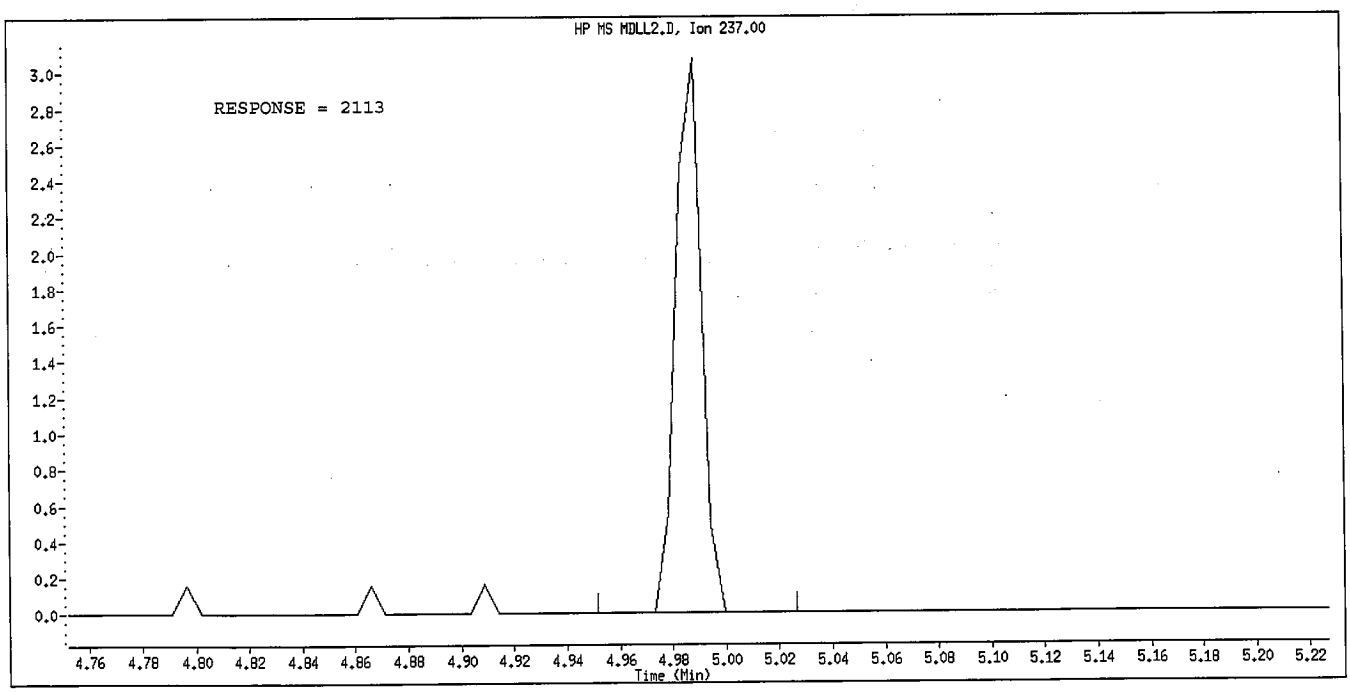

Manual Integration

Manually Integrated By: GruberJ
Manual Integration Reason: Peak not found

Data File Name: MDLL2.D
Inj. Date and Time: 02-MAR-2010 17:35
Instrument ID: a4hp7.i
Client ID:
Compound Name: 4-Nitrophenol
CAS #: 100-02-7
Report Date: 03/03/2010

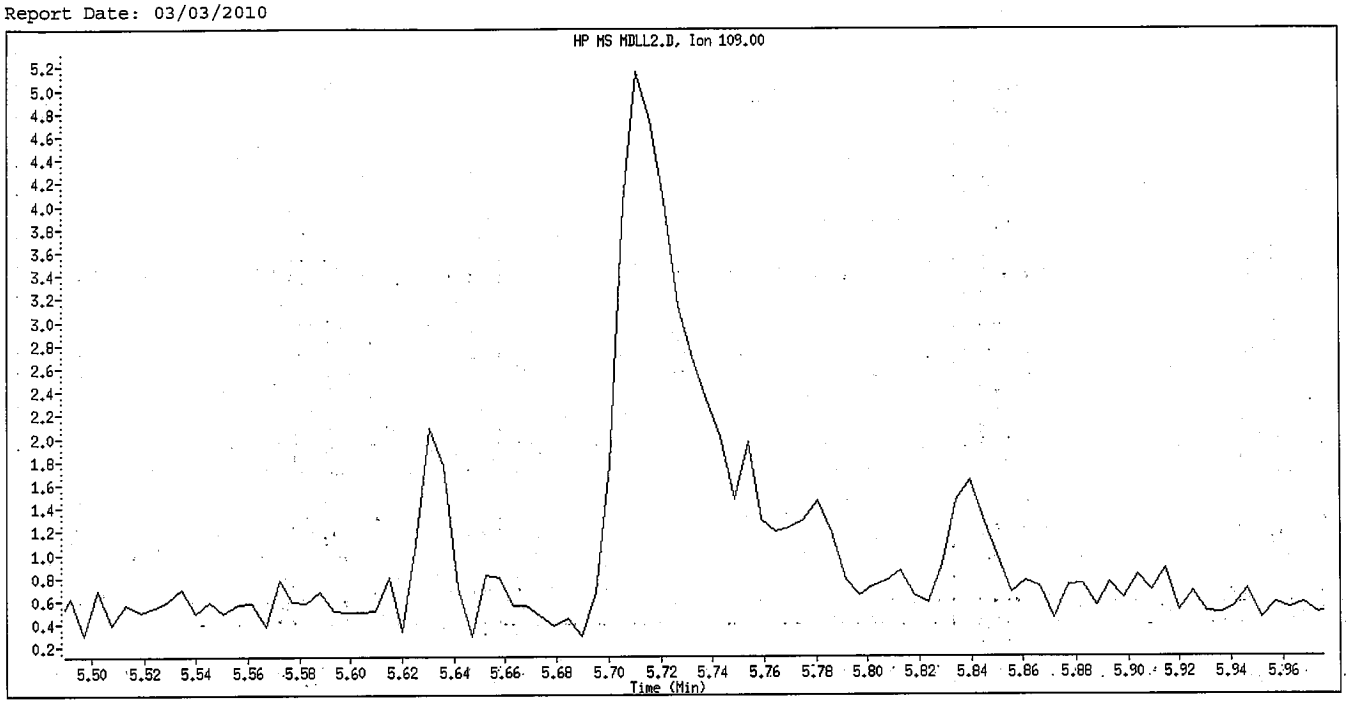

Original Integration

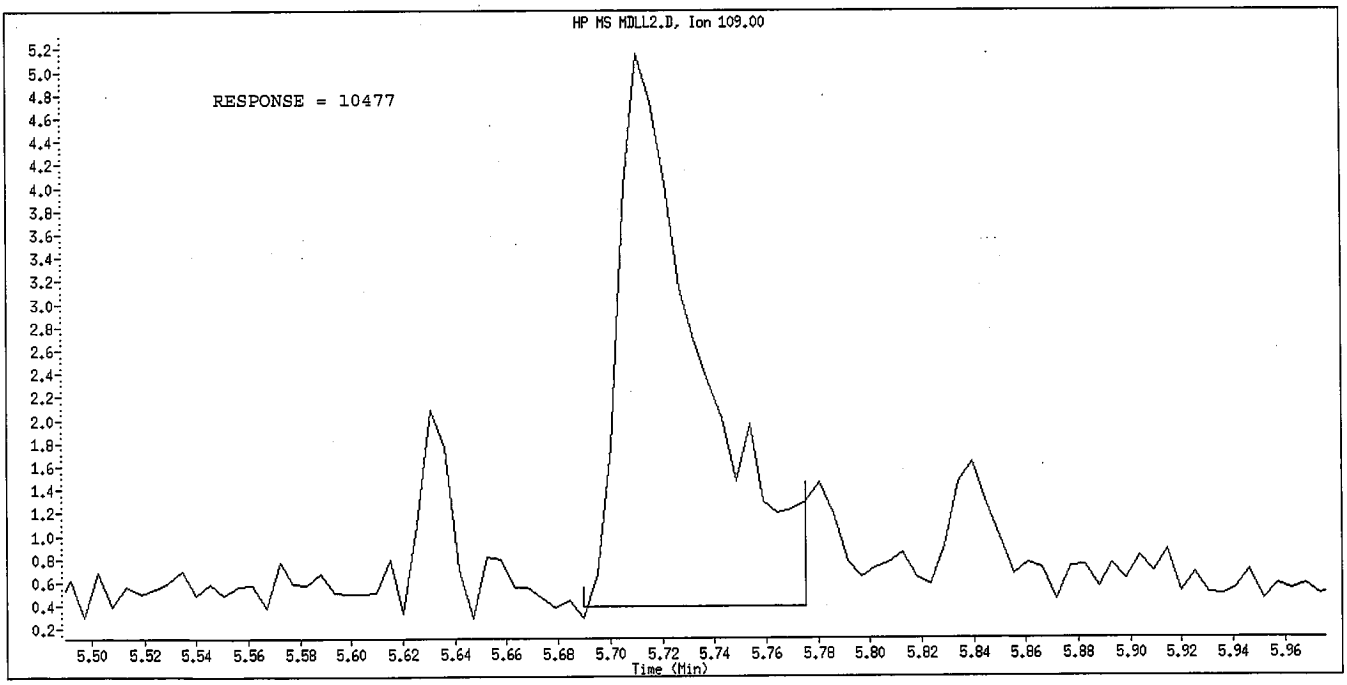

Manual Integration

Manually Integrated By: GruberJ
Manual Integration Reason: Peak not found

Good for:
Hexachlorocyclopentadiene
Benzoic Acid

OKmw
3/3/10

TestAmerica North Canton

Semivolatile REPORT SW-846 Method 8270

Data file : \\cansvr11\dd\chem\MSS\a4hp7.i\00302a.b\MDLL3.D
Lab Smp Id: mdll3
Inj Date : 02-MAR-2010 17:54
Operator : 001710 Inst ID: a4hp7.i
Smp Info : mdll3,00302a.b,8270C-625,1-827042d.sub
Misc Info :
Comment :
Method : \\cansvr11\dd\chem\MSS\a4hp7.i\00302a.b\8270C-625.m
Meth Date : 02-Mar-2010 10:34 gruberj Quant Type: ISTD
Cal Date : 01-MAR-2010 20:53 Cal File: 7AL0301.D
Als bottle: 27 QC Sample: mrl
Dil Factor: 1.00000
Integrator: HP RTE Compound Sublist: qcmrl.sub
Target Version: 4.14
Processing Host: CANPMSSV01

Compounds	QUANT SIG MASS	RT	EXP RT	REL RT	RESPONSE	CONCENTRATIONS ON-COLUMN (NG)	FINAL (NG)
* 1 1,4-Dichlorobenzene-d4	152	3.470	3.470	(1.000)	288248	2.00000	(Q)
* 2 Naphthalene-d8	136	4.363	4.358	(1.000)	1250657	2.00000	
* 3 Acenaphthene-d10	164	5.636	5.625	(1.000)	709199	2.00000	
* 4 Phenanthrene-d10	188	6.716	6.711	(1.000)	1211552	2.00000	
* 5 Chrysene-d12	240	8.669	8.663	(1.000)	1464775	2.00000	
* 6 Perylene-d12	264	10.048	10.027	(1.000)	1390539	2.00000	
9 Pyridine	79	1.870	1.876	(0.539)	65127	0.35168	0.35168
10 N-Nitrosodimethylamine	74	1.838	1.844	(0.530)	40658	0.38051	0.38051
11 Ethyl methacrylate	69	2.068	2.079	(0.596)	59567	0.36840	0.36840
12 3-Chloropropionitrile	54	2.234	2.240	(0.644)	49125	0.38966	0.38966
13 Malononitrile	66	2.379	2.379	(0.686)	105630	0.44276	0.44276
209 Benzaldehyde	77	3.181	3.176	(0.917)	68249	0.46380	0.46380
21 Aniline	93	3.245	3.245	(0.935)	139017	0.47167	0.47167
22 Phenol	94	3.197	3.186	(0.921)	112474	0.48456	0.48456
23 bis(2-Chloroethyl)ether	93	3.261	3.261	(0.940)	108456	0.52937	0.52937
24 2-Chlorophenol	128	3.331	3.331	(0.960)	91750	0.49620	0.49620
26 1,3-Dichlorobenzene	146	3.438	3.432	(0.991)	90097	0.46821	0.46820
27 1,4-Dichlorobenzene	146	3.480	3.480	(1.003)	92760	0.49052	0.49052
28 1,2-Dichlorobenzene	146	3.593	3.587	(1.035)	89923	0.48892	0.48892
29 Benzyl Alcohol	108	3.545	3.539	(1.022)	57805	0.47586	0.47586
30 2-Methylphenol	108	3.614	3.603	(1.042)	85064	0.52774	0.52774
31 bis(2-Chloroisopropyl)ether	45	3.630	3.625	(1.046)	150943	0.46579	0.46579
37 Acetophenone	105	3.732	3.732	(1.076)	124281	0.48526	0.48526
32 N-Nitroso-di-n-propylamine	70	3.721	3.721	(1.072)	68289	0.48521	0.48521
192 4-Methylphenol	108	3.716	3.705	(1.071)	85623	0.63394	0.63394
34 Hexachloroethane	117	3.828	3.828	(1.103)	24964	0.33187	0.33186
35 Nitrobenzene	77	3.860	3.855	(0.885)	96639	0.46887	0.46887
41 Isophorone	82	4.021	4.015	(0.922)	181306	0.47196	0.47196
42 2-Nitrophenol	139	4.085	4.079	(0.936)	47858	0.46696	0.46696
43 2,4-Dimethylphenol	107	4.090	4.079	(0.937)	90412	0.62331	0.62331
44 bis(2-Chloroethoxy)methane	93	4.149	4.144	(0.951)	109730	0.48140	0.48140
46 2,4-Toluenediamene	121	5.187	5.176	(1.189)	68363	0.81019	0.81018
47 1,3,5-Trichlorobenzene	180	4.095	4.090	(0.939)	78658	0.49088	0.49088

	Compounds	QUANT SIG MASS	RT	EXP RT	REL RT	RESPONSE	CONCENTRATIONS ON-COLUMN (NG)	CONCENTRATIONS FINAL (NG)
48	2,4-Dichlorophenol	162	4.256	4.245	(0.975)	61135	0.69131	0.69131
49	Benzoic Acid	122	4.128	4.160	(0.946)	6227	1.10168	1.1017
50	1,2,4-Trichlorobenzene	180	4.320	4.315	(0.990)	80181	0.51153	0.51153
51	Naphthalene	128	4.379	4.374	(1.004)	275168	0.49477	0.49477
52	4-Chloroaniline	127	4.400	4.395	(1.009)	113425	0.55160	0.55160
56	Hexachlorobutadiene	225	4.459	4.454	(1.022)	40201	0.49355	0.49355
210	Caprolactam	113	4.636	4.641	(1.063)	30904	0.48669	0.48669 (Q)
57	1,2,3-Trichlorobenzene	180	4.481	4.475	(1.027)	75283	0.51811	0.51811
59	4-Chloro-3-Methylphenol	107	4.737	4.721	(1.086)	85807	0.53349	0.53348
62	2-Methylnaphthalene	142	4.871	4.866	(1.116)	158420	0.52681	0.52681
63	1-Methylnaphthalene	142	4.946	4.941	(1.134)	186312	0.52993	0.52993
64	Hexachlorocyclopentadiene	237	4.983	4.983	(0.884)	8586	0.08549	0.085487
66	2,4,6-Trichlorophenol	196	5.074	5.058	(0.900)	49953	0.49084	0.49084
67	2,4,5-Trichlorophenol	196	5.106	5.090	(0.906)	55897	0.49006	0.49006
211	1,1'-Biphenyl	154	5.203	5.197	(0.923)	231409	0.47041	0.47041
68	1,2,3,5-Tetrachlorobenzene	216	4.983	4.978	(0.884)	78080	0.48265	0.48265
70	2-Chloronaphthalene	162	5.229	5.224	(0.928)	169631	0.47729	0.47729
73	2-Nitroaniline	65	5.288	5.278	(0.938)	55581	0.44840	0.44840
74	1,2,3,4-Tetrachlorobenzene	216	5.203	5.197	(0.923)	72854	0.49723	0.49723
76	Dimethylphthalate	163	5.395	5.395	(0.957)	202870	0.49100	0.49100
78	2,6-Dinitrotoluene	165	5.449	5.443	(0.967)	45671	0.47725	0.47725
79	Acenaphthylene	152	5.534	5.529	(0.982)	295532	0.50284	0.50284
80	1,2-Dinitrobenzene	168	5.497	5.492	(0.975)	21986	0.46540	0.46540
81	3-Nitroaniline	138	5.588	5.572	(0.991)	50294	0.45247	0.45247
82	Acenaphthene	153	5.657	5.652	(1.004)	188659	0.48419	0.48419
83	2,4-Dinitrophenol	184	5.663	5.647	(1.005)	18655	0.86959	0.86959 (Q)
85	4-Nitrophenol	109	5.705	5.673	(1.012)	23760	0.64106	0.64106 (QM)
86	Dibenzofuran	168	5.780	5.775	(1.026)	255905	0.50122	0.50122
87	2,4-Dinitrotoluene	165	5.748	5.738	(1.020)	63322	0.48082	0.48082
91	2,3,5,6-Tetrachlorophenol	232	5.839	5.823	(1.036)	41981	0.43289	0.43289
93	Diethylphthalate	149	5.903	5.898	(1.047)	216557	0.50110	0.50110
94	Fluorene	166	6.032	6.026	(1.070)	213898	0.48731	0.48730
95	4-Chlorophenyl-phenylether	204	6.010	6.005	(1.066)	96169	0.49546	0.49546
96	4-Nitroaniline	138	6.032	6.021	(1.070)	57133	0.49944	0.49944
98	4,6-Dinitro-2-methylphenol	198	6.048	6.037	(0.900)	18469	0.20830	0.20830
99	N-Nitrosodiphenylamine	169	6.090	6.085	(0.907)	161519	0.47757	0.47757
100	1,2-Diphenylhydrazine	77	6.128	6.123	(0.912)	225149	0.44456	0.44456
106	4-Bromophenyl-phenylether	248	6.369	6.363	(0.948)	55538	0.46494	0.46494
107	Hexachlorobenzene	284	6.438	6.433	(0.959)	56562	0.48846	0.48846
212	Atrazine	200	6.460	6.454	(0.962)	42258	0.55381	0.55381
111	Pentachlorophenol	266	6.577	6.567	(0.979)	43536	0.83643	0.83643
115	Phenanthrene	178	6.738	6.727	(1.003)	322622	0.49290	0.49290
116	Anthracene	178	6.775	6.765	(1.009)	323099	0.49012	0.49012
119	Carbazole	167	6.882	6.866	(1.025)	311243	0.49368	0.49368
120	Di-n-Butylphthalate	149	7.080	7.075	(1.054)	390031	0.53840	0.53840
123	Fluoranthene	202	7.604	7.599	(1.132)	336551	0.50763	0.50763
124	Benzidine	184	7.679	7.663	(0.886)	180694	0.44047	0.44047
125	Pyrene	202	7.781	7.770	(0.898)	367044	0.50897	0.50897
131	Butylbenzylphthalate	149	8.182	8.182	(0.944)	183776	0.51894	0.51894
133	3,3'-Dimethoxybenzidine	244	8.578	8.572	(0.990)	80634	0.53903	0.53903
135	3,3'-Dichlorobenzidine	252	8.615	8.610	(0.994)	127704	0.48545	0.48545
136	Benzo(a)Anthracene	228	8.658	8.653	(0.999)	373760	0.51692	0.51692
137	Chrysene	228	8.690	8.685	(1.002)	340145	0.50601	0.50601
138	4,4'-Methylene bis(o-chloroan	231	8.604	8.604	(0.993)	65309	0.48002	0.48002

Compounds	QUANT SIG MASS	RT	EXP RT	REL RT	RESPONSE	CONCENTRATIONS ON-COLUMN (NG)	FINAL (NG)
139 bis(2-ethylhexyl)Phthalate	149	8.588	8.588	(0.991)	260235	0.51642	0.51642
140 Di-n-octylphthalate	149	9.102	9.107	(0.906)	452569	0.54200	0.54200
141 Benzo(b)fluoranthene	252	9.615	9.610	(0.957)	365662	0.52196	0.52196 (H)
142 Benzo(k)fluoranthene	252	9.642	9.637	(0.960)	357139	0.46134	0.46134
146 Benzo(a)pyrene	252	9.979	9.968	(0.993)	327837	0.48981	0.48981
149 Indeno(1,2,3-cd)pyrene	276	11.519	11.503	(1.146)	378583	0.50746	0.50746
150 Dibenz(a,h)anthracene	278	11.530	11.509	(1.147)	318954	0.51300	0.51300
151 Benzo(g,h,i)perylene	276	11.979	11.953	(1.192)	309125	0.50709	0.50709
198 1,4-Dioxane	88	1.667	1.683	(0.481)	23261	0.33382	0.33382
101 Diphenylamine	169	6.090	6.085	(0.907)	161519	0.47757	0.47757

QC Flag Legend

Q - Qualifier signal failed the ratio test.
M - Compound response manually integrated.
H - Operator selected an alternate compound hit.

TestAmerica North Canton

INTERNAL STANDARD COMPOUNDS
AREA AND RT SUMMARY

Instrument ID: a4hp7.i
Lab File ID: MDLL3.D
Lab Smp Id: mdll3
Analysis Type: SV
Quant Type: ISTD
Operator: 001710
Method File: \\cansvr11\dd\chem\MSS\a4hp7.i\00302a.b\8270C-625.m
Misc Info:

Calibration Date: 02-MAR-2010
Calibration Time: 09:36
Level:
Sample Type:

COMPOUND	STANDARD	AREA LIMIT LOWER	AREA LIMIT UPPER	SAMPLE	%DIFF
1 1,4-Dichlorobenze	314430	157215	628860	288248	-8.33
2 Naphthalene-d8	1302947	651474	2605894	1250657	-4.01
3 Acenaphthene-d10	667302	333651	1334604	709199	6.28
4 Phenanthrene-d10	1052286	526143	2104572	1211552	15.14
5 Chrysene-d12	1252372	626186	2504744	1464775	16.96
6 Perylene-d12	1122003	561002	2244006	1390539	23.93

COMPOUND	STANDARD	RT LIMIT LOWER	RT LIMIT UPPER	SAMPLE	%DIFF
1 1,4-Dichlorobenze	3.47	2.97	3.97	3.47	-0.00
2 Naphthalene-d8	4.36	3.86	4.86	4.36	0.12
3 Acenaphthene-d10	5.63	5.13	6.13	5.64	0.19
4 Phenanthrene-d10	6.71	6.21	7.21	6.72	0.08
5 Chrysene-d12	8.66	8.16	9.16	8.67	0.06
6 Perylene-d12	10.03	9.53	10.53	10.05	0.21

AREA UPPER LIMIT = +100% of internal standard area.
AREA LOWER LIMIT = - 50% of internal standard area.
RT UPPER LIMIT = + 0.50 minutes of internal standard RT.
RT LOWER LIMIT = - 0.50 minutes of internal standard RT.

Data File: \\cansvr11\dd\chem\MSS\a4hp7.i\00302a.b\MDLL3.D
Date : 02-MAR-2010 17:54
Client ID:
Sample Info: mdll3,00302a.b,8270C-625,1-827042d.sub

Instrument: a4hp7.i

Operator: 001710
Column diameter: 0.32

Column phase: db5.625

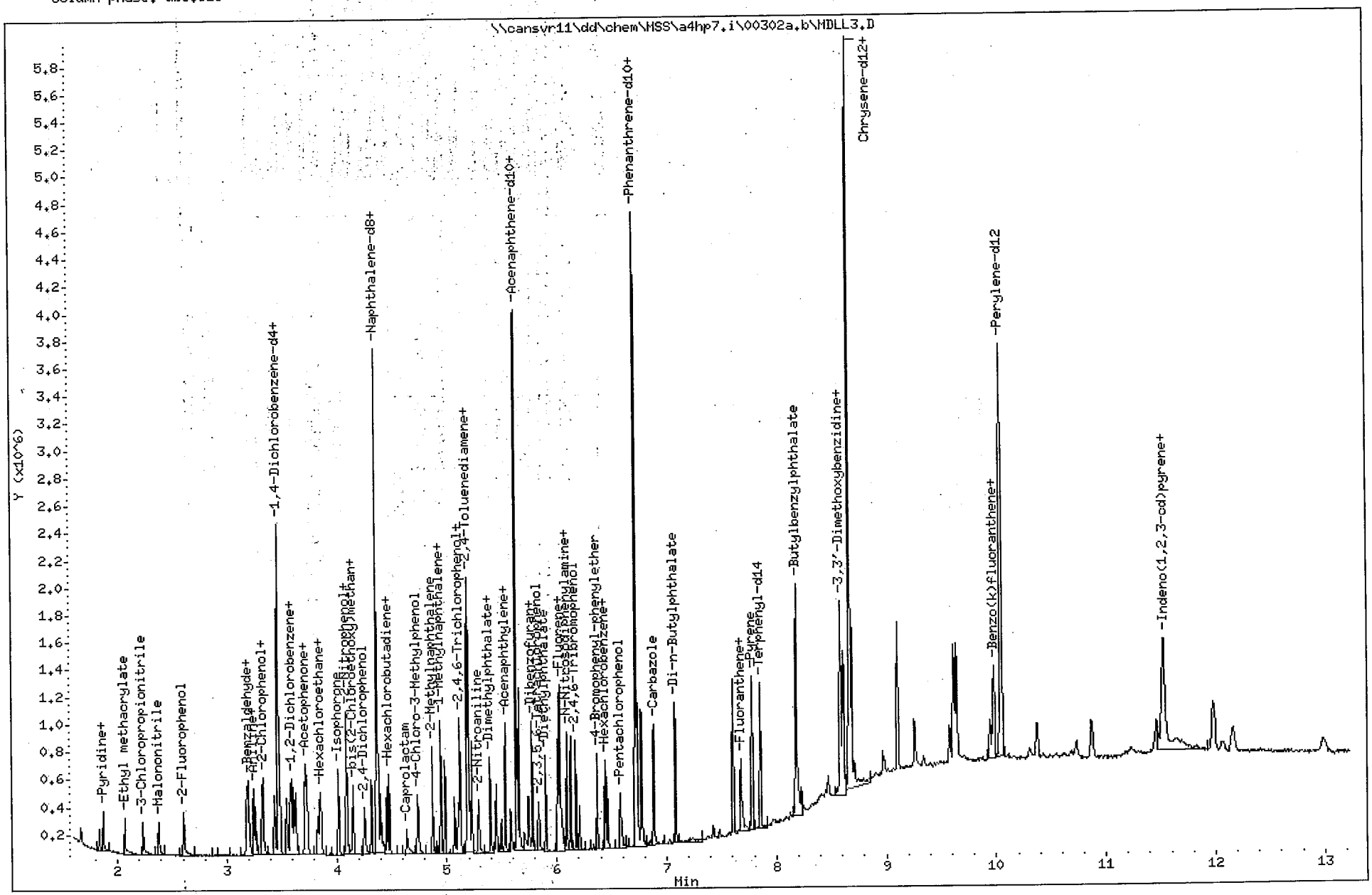

North Canton

Data File Name: MDLL3.D
Inj. Date and Time: 02-MAR-2010 17:54
Instrument ID: a4hp7.i
Client ID:
Compound Name: 4-Nitrophenol
CAS #: 100-02-7
Report Date: 03/03/2010

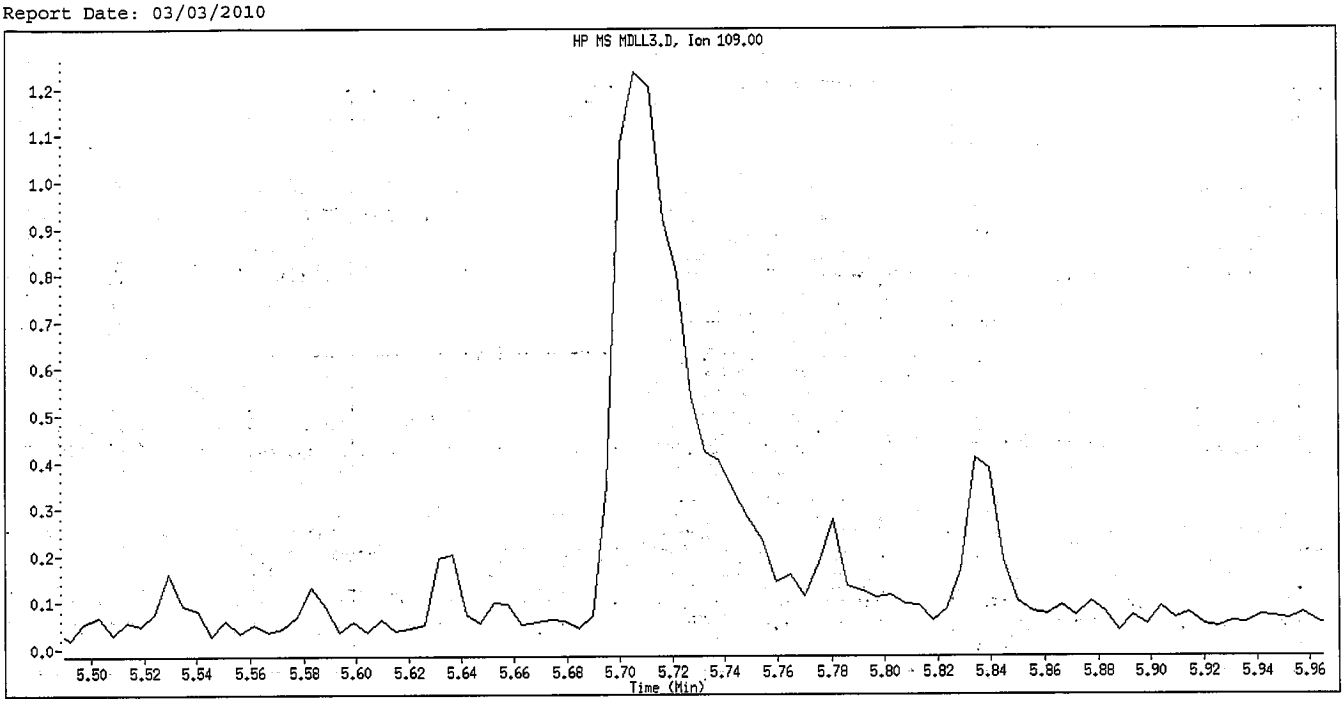

Original Integration

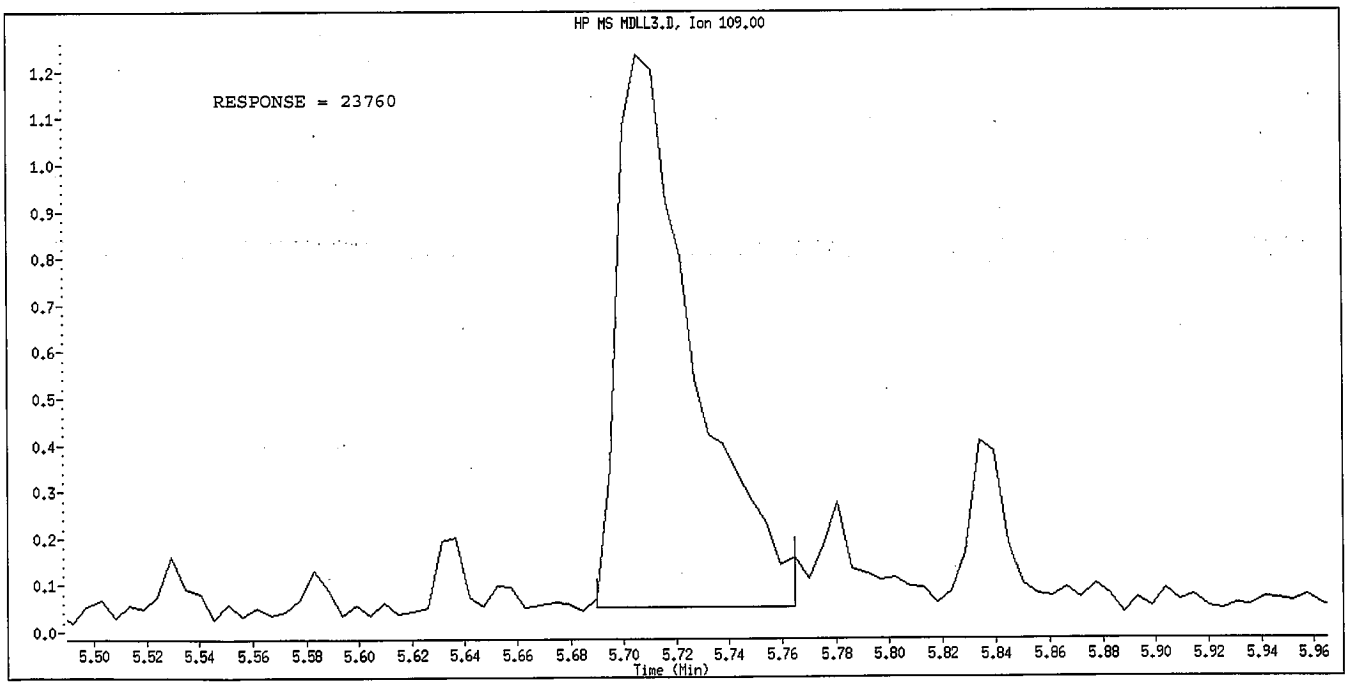

Manual Integration

Manually Integrated By: GruberJ
Manual Integration Reason: Peak not found

TestAmerica North Canton

Semivolatile REPORT SW-846 Method 8270

Data file : \\cansvr11\dd\chem\MSS\a4hp7.i\00301t.b\7QMDLL1.D
Lab Smp Id: l1
Inj Date : 01-MAR-2010 16:41
Operator : 001710 Inst ID: a4hp7.i
Smp Info : l1,00301a.b,8270C-625,pah.sub,1,,1
Misc Info :
Comment :
Method : \\cansvr11\dd\chem\MSS\a4hp7.i\00301t.b\8270C-625.m
Meth Date : 02-Mar-2010 10:20 gruberj Quant Type: ISTD
Cal Date : 01-MAR-2010 20:53 Cal File: 7AL0301.D
Als bottle: 6 QC Sample: mrl
Dil Factor: 1.00000
Integrator: HP RTE Compound Sublist: qcmrl.sub
Target Version: 4.14
Processing Host: CANPMSSV01

Compounds	QUANT SIG MASS	RT	EXP RT	REL RT	RESPONSE	CONCENTRATIONS ON-COLUMN (NG)	FINAL (NG)
* 1 1,4-Dichlorobenzene-d4	152	3.476	3.471	(1.000)	355427	2.00000	
* 2 Naphthalene-d8	136	4.364	4.364	(1.000)	1417789	2.00000	
* 3 Acenaphthene-d10	164	5.632	5.632	(1.000)	749080	2.00000	
* 4 Phenanthrene-d10	188	6.718	6.717	(1.000)	1164247	2.00000	
* 5 Chrysene-d12	240	8.670	8.659	(1.000)	1347595	2.00000	
* 6 Perylene-d12	264	10.050	10.028	(1.000)	1208933	2.00000	
9 Pyridine	79	1.888	1.882	(0.543)	11594	0.05077	0.050774
10 N-Nitrosodimethylamine	74	1.850	1.850	(0.532)	6571	0.04987	0.049873(M)
11 Ethyl methacrylate	69	2.086	2.086	(0.600)	10075	0.05053	0.050532
12 3-Chloropropionitrile	54	2.246	2.246	(0.646)	8865	0.05703	0.057026
13 Malononitrile	66	2.380	2.385	(0.685)	14169	0.04817	0.048166
209 Benzaldehyde	77	3.182	3.182	(0.915)	8930	0.07935	0.079352
21 Aniline	93	3.246	3.252	(0.934)	17531	0.04824	0.048238
22 Phenol	94	3.198	3.193	(0.920)	11302	0.03949	0.039488
23 bis(2-Chloroethyl)ether	93	3.268	3.268	(0.940)	12923	0.05115	0.051155
24 2-Chlorophenol	128	3.337	3.337	(0.960)	10081	0.04422	0.044215
26 1,3-Dichlorobenzene	146	3.439	3.439	(0.989)	11802	0.04974	0.049739
27 1,4-Dichlorobenzene	146	3.487	3.487	(1.003)	11814	0.05067	0.050665
28 1,2-Dichlorobenzene	146	3.594	3.594	(1.034)	11212	0.04944	0.049438
29 Benzyl Alcohol	108	3.546	3.546	(1.020)	6387	0.04264	0.042641
30 2-Methylphenol	108	3.610	3.610	(1.038)	6241	0.03140	0.031401
31 bis(2-Chloroisopropyl)ether	45	3.631	3.631	(1.045)	21117	0.05285	0.052847
37 Acetophenone	105	3.733	3.738	(1.074)	16311	0.05165	0.051649
32 N-Nitroso-di-n-propylamine	70	3.722	3.728	(1.071)	7536	0.04342	0.043425(QM)
192 4-Methylphenol	108	3.712	3.712	(1.068)	3110	0.13380	0.13380
34 Hexachloroethane	117	3.835	3.835	(1.103)	5025	0.05418	0.054175
35 Nitrobenzene	77	3.861	3.861	(0.885)	11319	0.04844	0.048443
41 Isophorone	82	4.022	4.022	(0.922)	18299	0.04202	0.042020
42 2-Nitrophenol	139	4.086	4.086	(0.936)	5394	0.04643	0.046426
43 2,4-Dimethylphenol	107	4.102	4.086	(0.940)	4077	0.13462	0.13462(Q)
44 bis(2-Chloroethoxy)methane	93	4.150	4.150	(0.951)	11863	0.04591	0.045910
46 2,4-Toluenediamene	121	Compound Not Detected.					
47 1,3,5-Trichlorobenzene	180	4.097	4.097	(0.939)	9121	0.05021	0.050212
48 2,4-Dichlorophenol	162	Compound Not Detected.					

Compounds	QUANT SIG MASS	RT	EXP RT	REL RT	RESPONSE	CONCENTRATIONS ON-COLUMN (NG)	CONCENTRATIONS FINAL (NG)
49 Benzoic Acid	122	Compound Not Detected.					
50 1,2,4-Trichlorobenzene	180	4.321	4.321	(0.990)	8940	0.05031	0.050311
51 Naphthalene	128	4.380	4.380	(1.004)	32455	0.05148	0.051477
52 4-Chloroaniline	127	4.407	4.402	(1.010)	6229	0.02672	0.026721
56 Hexachlorobutadiene	225	4.460	4.461	(1.022)	4625	0.05009	0.050088
210 Caprolactam	113	4.642	4.658	(1.064)	2557	0.03552	0.035522(Q)
57 1,2,3-Trichlorobenzene	180	4.482	4.482	(1.027)	7913	0.04804	0.048038
59 4-Chloro-3-Methylphenol	107	4.755	4.728	(1.089)	8225	0.04511	0.045109
62 2-Methylnaphthalene	142	4.878	4.872	(1.118)	14081	0.04131	0.041306
63 1-Methylnaphthalene	142	4.947	4.947	(1.134)	19049	0.04779	0.047795
64 Hexachlorocyclopentadiene	237	4.990	4.990	(0.886)	3869	0.03647	0.036471
66 2,4,6-Trichlorophenol	196	5.076	5.070	(0.901)	3966	0.03690	0.036895
67 2,4,5-Trichlorophenol	196	5.129	5.097	(0.911)	5548	0.04605	0.046051(M)
211 1,1'-Biphenyl	154	5.204	5.204	(0.924)	22519	0.04334	0.043340
68 1,2,3,5-Tetrachlorobenzene	216	4.985	4.985	(0.885)	8704	0.05094	0.050939
70 2-Chloronaphthalene	162	5.231	5.231	(0.929)	18117	0.04826	0.048262
73 2-Nitroaniline	65	5.300	5.290	(0.941)	4869	0.03719	0.037189
74 1,2,3,4-Tetrachlorobenzene	216	5.204	5.204	(0.924)	7008	0.04528	0.045283
76 Dimethylphthalate	163	5.396	5.402	(0.958)	20886	0.04786	0.047859
78 2,6-Dinitrotoluene	165	5.450	5.450	(0.968)	4686	0.04636	0.046361
79 Acenaphthylene	152	5.536	5.536	(0.983)	29206	0.04705	0.047048
80 1,2-Dinitrobenzene	168	5.503	5.498	(0.977)	1875	0.03758	0.037577(Q)
81 3-Nitroaniline	138	Compound Not Detected.					
82 Acenaphthene	153	5.659	5.659	(1.005)	21727	0.05279	0.052793(Q)
83 2,4-Dinitrophenol	184	Compound Not Detected.					
85 4-Nitrophenol	109	Compound Not Detected.					
86 Dibenzofuran	168	5.782	5.782	(1.027)	25649	0.04756	0.047562
87 2,4-Dinitrotoluene	165	5.750	5.750	(1.021)	4219	0.03033	0.030330
91 2,3,5,6-Tetrachlorophenol	232	5.846	5.835	(1.038)	3379	0.03299	0.032988
93 Diethylphthalate	149	5.905	5.905	(1.048)	23498	0.05148	0.051478
94 Fluorene	166	6.033	6.033	(1.071)	22444	0.04841	0.048410
95 4-Chlorophenyl-phenylether	204	6.012	6.012	(1.067)	9963	0.04860	0.048597
96 4-Nitroaniline	138	6.049	6.028	(1.074)	4616	0.03820	0.038203
98 4,6-Dinitro-2-methylphenol	198	Compound Not Detected.					
99 N-Nitrosodiphenylamine	169	6.097	6.097	(0.908)	14225	0.04377	0.043769
100 1,2-Diphenylhydrazine	77	6.129	6.129	(0.912)	25057	0.05149	0.051486
106 4-Bromophenyl-phenylether	248	6.370	6.370	(0.948)	6004	0.05230	0.052305
107 Hexachlorobenzene	284	6.439	6.440	(0.959)	5859	0.05265	0.052653
212 Atrazine	200	6.461	6.461	(0.962)	3576	0.04877	0.048770
111 Pentachlorophenol	266	6.595	6.573	(0.982)	4683	0.39669	0.39669(M)
115 Phenanthrene	178	6.734	6.739	(1.002)	33577	0.05338	0.053383
116 Anthracene	178	6.771	6.776	(1.008)	33597	0.05304	0.053035
119 Carbazole	167	6.883	6.878	(1.025)	30680	0.05064	0.050640
120 Di-n-Butylphthalate	149	7.087	7.087	(1.055)	52239	0.07504	0.075041
123 Fluoranthene	202	7.605	7.606	(1.132)	34385	0.05397	0.053971
124 Benzidine	184	7.686	7.675	(0.886)	8872	0.02351	0.023507
125 Pyrene	202	7.777	7.777	(0.897)	33001	0.04974	0.049741
131 Butylbenzylphthalate	149	8.188	8.189	(0.944)	17130	0.05258	0.052577
133 3,3'-Dimethoxybenzidine	244	8.590	8.584	(0.991)	3102	0.02254	0.022540
135 3,3'-Dichlorobenzidine	252	8.627	8.622	(0.995)	9118	0.03767	0.037675
136 Benzo(a)Anthracene	228	8.665	8.665	(0.999)	37618	0.05655	0.056550
137 Chrysene	228	8.691	8.697	(1.002)	31287	0.05059	0.050590
138 4,4'-Methylene bis(o-chloroan	231	8.616	8.611	(0.994)	5213	0.04165	0.041647
139 bis(2-ethylhexyl)Phthalate	149	8.600	8.595	(0.992)	23866	0.05148	0.051479

Compounds	QUANT SIG MASS	RT	EXP RT	REL RT	RESPONSE	CONCENTRATIONS ON-COLUMN (NG)	CONCENTRATIONS FINAL (NG)
140 Di-n-octylphthalate	149	9.119	9.114	(0.907)	29296	0.04036	0.040356
141 Benzo(b)fluoranthene	252	9.622	9.622	(0.957)	27067	0.04444	0.044440(H)
142 Benzo(k)fluoranthene	252	9.649	9.654	(0.960)	34914	0.05188	0.051875
146 Benzo(a)pyrene	252	9.986	9.986	(0.994)	28234	0.04852	0.048520
149 Indeno(1,2,3-cd)pyrene	276	11.521	11.531	(1.146)	28837	0.04446	0.044460
150 Dibenz(a,h)anthracene	278	11.526	11.537	(1.147)	22956	0.04247	0.042468
151 Benzo(g,h,i)perylene	276	11.970	11.981	(1.191)	23891	0.04508	0.045078
198 1,4-Dioxane	88	1.690	1.690	(0.486)	4843	0.05637	0.056365
101 Diphenylamine	169	6.097	6.097	(0.908)	14225	0.04377	0.043769

QC Flag Legend

Q - Qualifier signal failed the ratio test.
M - Compound response manually integrated.
H - Operator selected an alternate compound hit.

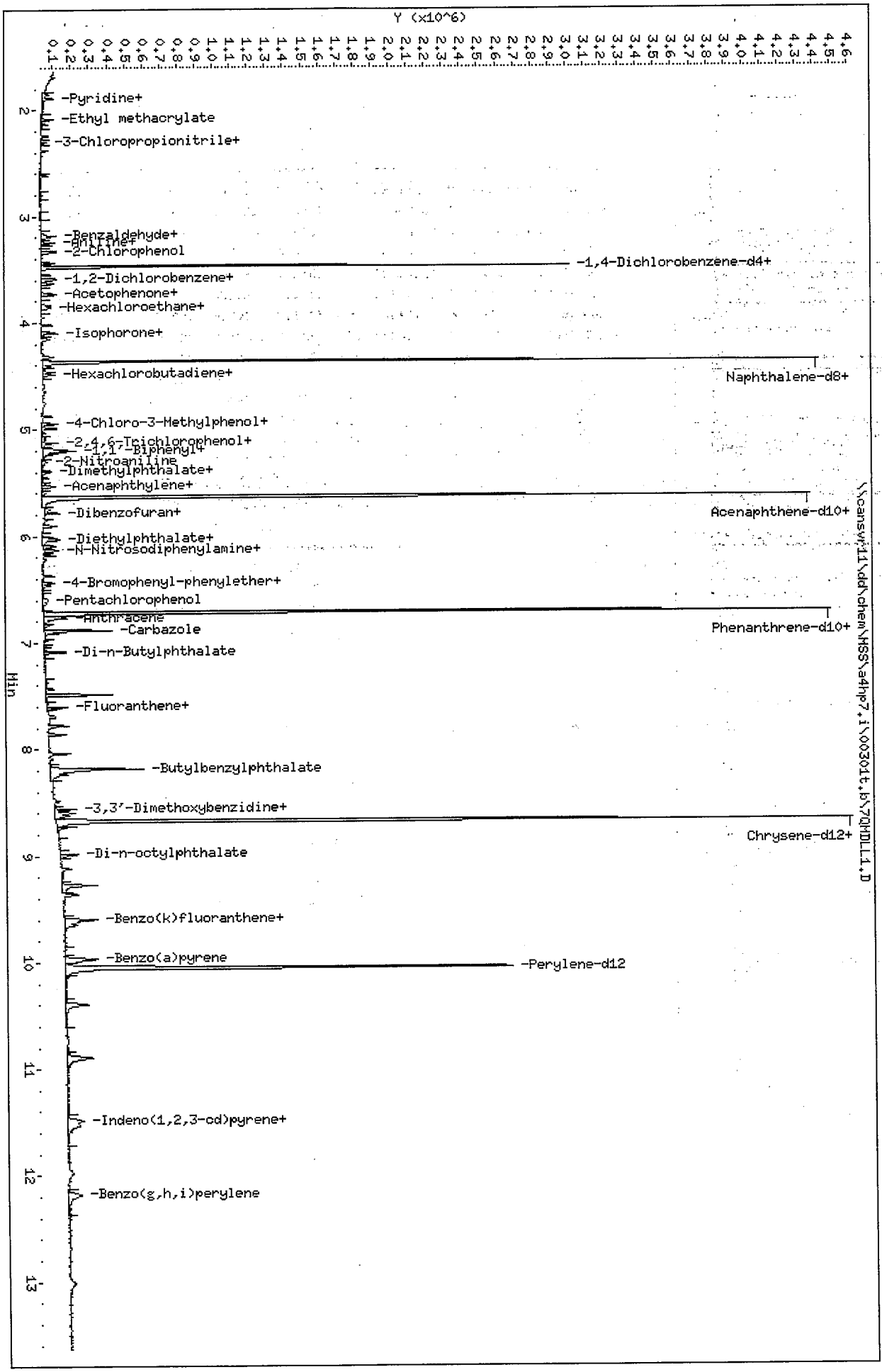
Data File: \\cansvr11\dd\chem\MSS\a4hp7,i\003011,b\7QHDLL1.D
Date : 01-MAR-2010 16:41
Client ID:
Sample Info: 11,003011a,b,8270C-625,pah,sub,1,1
Column phase: db5,625
Instrument: a4hp7,i
Operator: 001710
Column diameter: 0.32
\\cansvr11\dd\chem\MSS\a4hp7,i\003011,b\7QHDLL1.D
Y (x10^6)
Min
-Pyridine+
-Ethyl methacrylate
-3-Chloropropionitrile+
-Benzaldehyde+
-Aniline+
-2-Chlorophenol
-1,4-Dichlorobenzene-d4+
-1,2-Dichlorobenzene+
-Acetophenone+
-Hexachloroethane+
-Isophorone+
-Hexachlorobutadiene+
Naphthalene-d8+
-4-Chloro-3-Methylphenol+
-2,4,6-Trichlorophenol+
-1,1'-Biphenyl+
-2-Nitroaniline
-Dimethylphthalate+
-Acenaphthylene+
-Dibenzofuran+
Acenaphthene-d10+
-Diethylphthalate+
-N-Nitrosodiphenylamine+
-4-Bromophenyl-phenylether+
-Pentachlorophenol
-Anthracene
-Carbazole
Phenanthrene-d10+
-Di-n-Butylphthalate
-Fluoranthene+
-Butylbenzylphthalate
-3,3'-Dimethoxybenzidine+
Chrysene-d12+
-Di-n-octylphthalate
-Benzo(k)fluoranthene+
-Benzo(a)pyrene
-Perylene-d12
-Indeno(1,2,3-cd)pyrene+
-Benzo(g,h,i)perylene

Page 1

Data File Name: 7QMDLL1.D
Inj. Date and Time: 01-MAR-2010 16:41
Instrument ID: a4hp7.i
Client ID:
Compound Name: N-Nitrosodimethylamine
CAS #: 62-75-9
Report Date: 03/03/2010

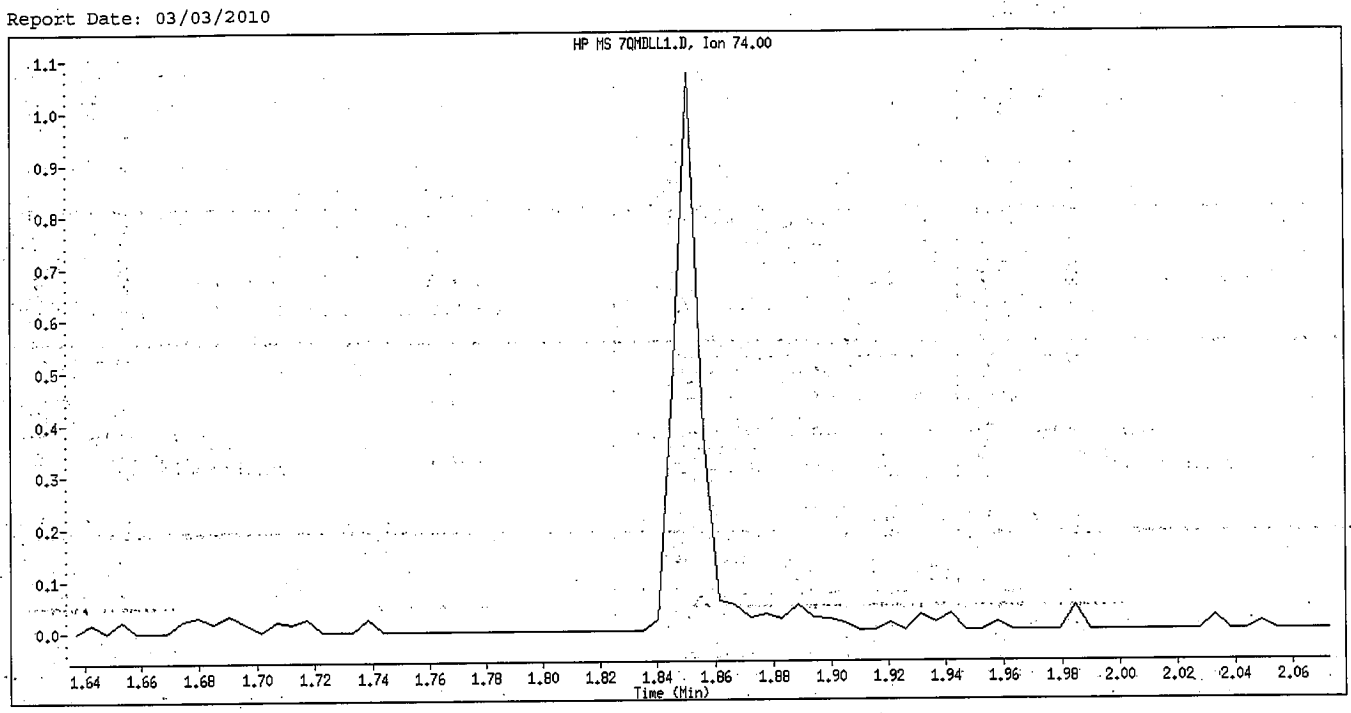

Original Integration

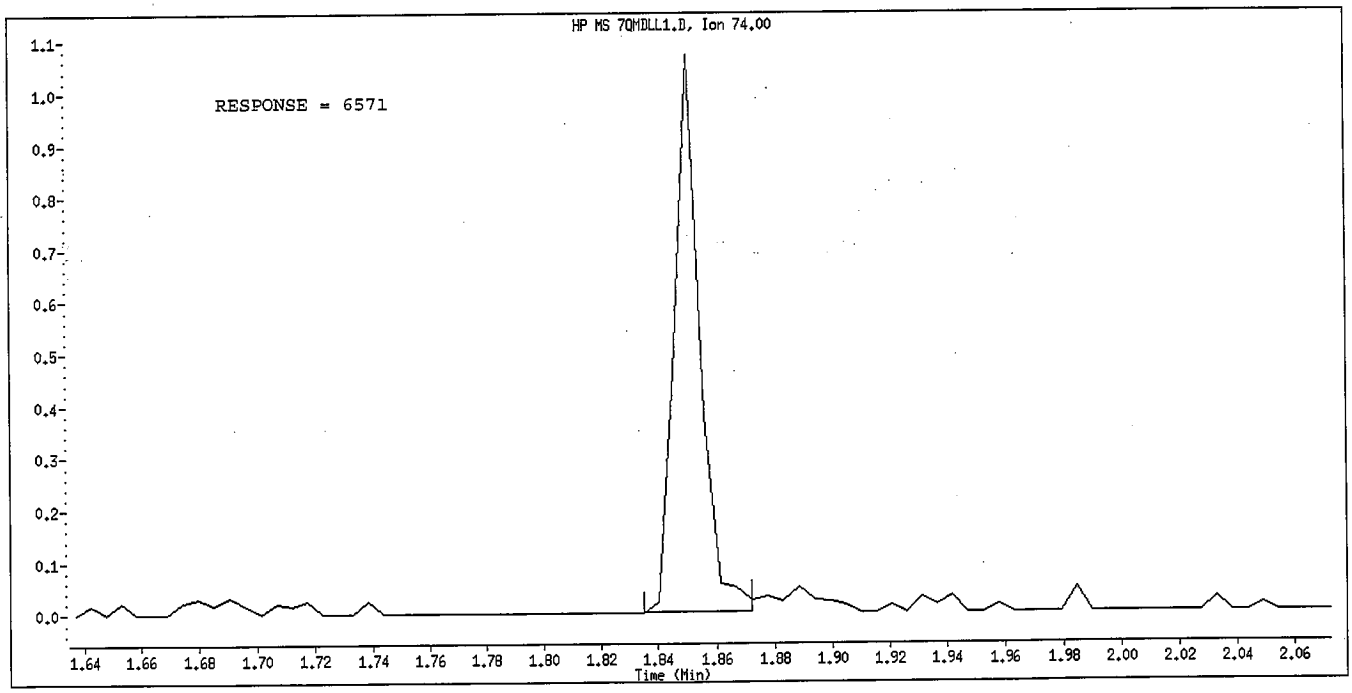

Manual Integration

Manually Integrated By: GruberJ
Manual Integration Reason: Peak not found

Data File Name: 7QMDLL1.D
Inj. Date and Time: 01-MAR-2010 16:41
Instrument ID: a4hp7.i
Client ID:
Compound Name: N-Nitroso-di-n-propylamine
CAS #: 621-64-7
Report Date: 03/03/2010

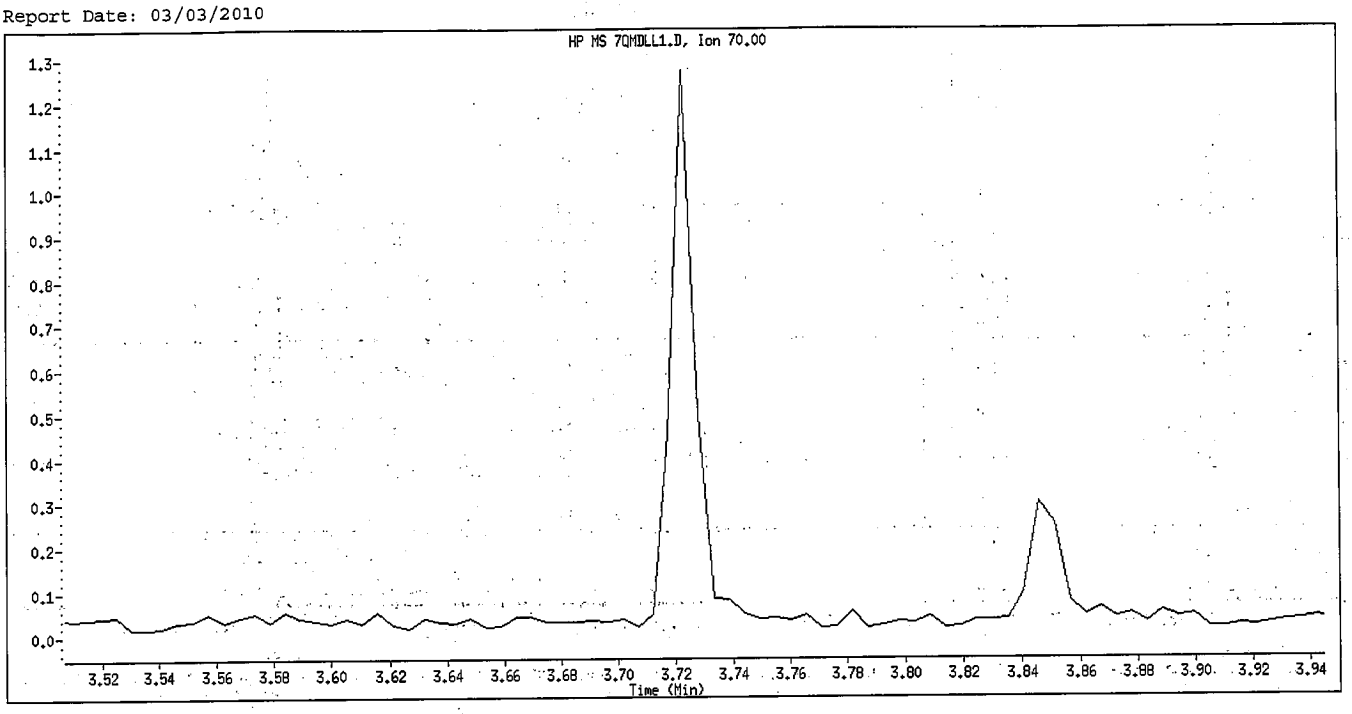

Original Integration

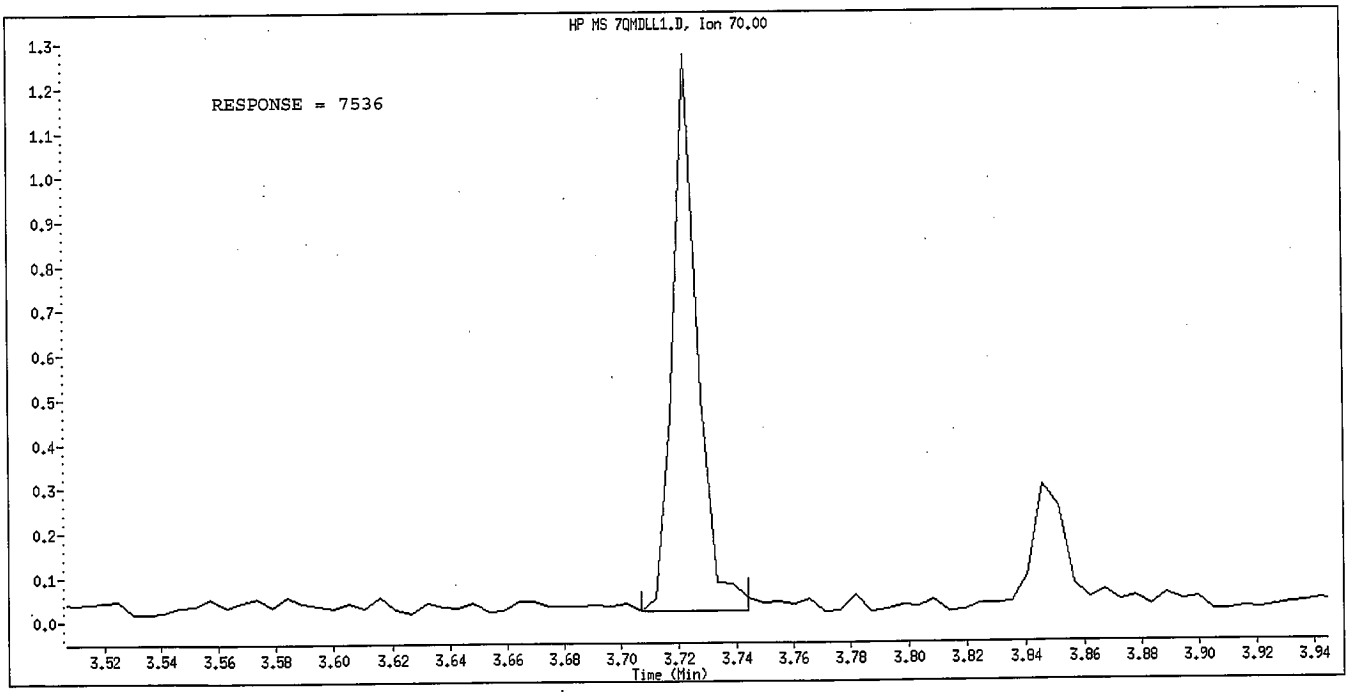

Manual Integration

Manually Integrated By: GruberJ
Manual Integration Reason: Peak not found

Data File Name: 7QMDLL1.D
Inj. Date and Time: 01-MAR-2010 16:41
Instrument ID: a4hp7.i
Client ID:
Compound Name: 2,4,5-Trichlorophenol
CAS #: 95-95-4
Report Date: 03/03/2010

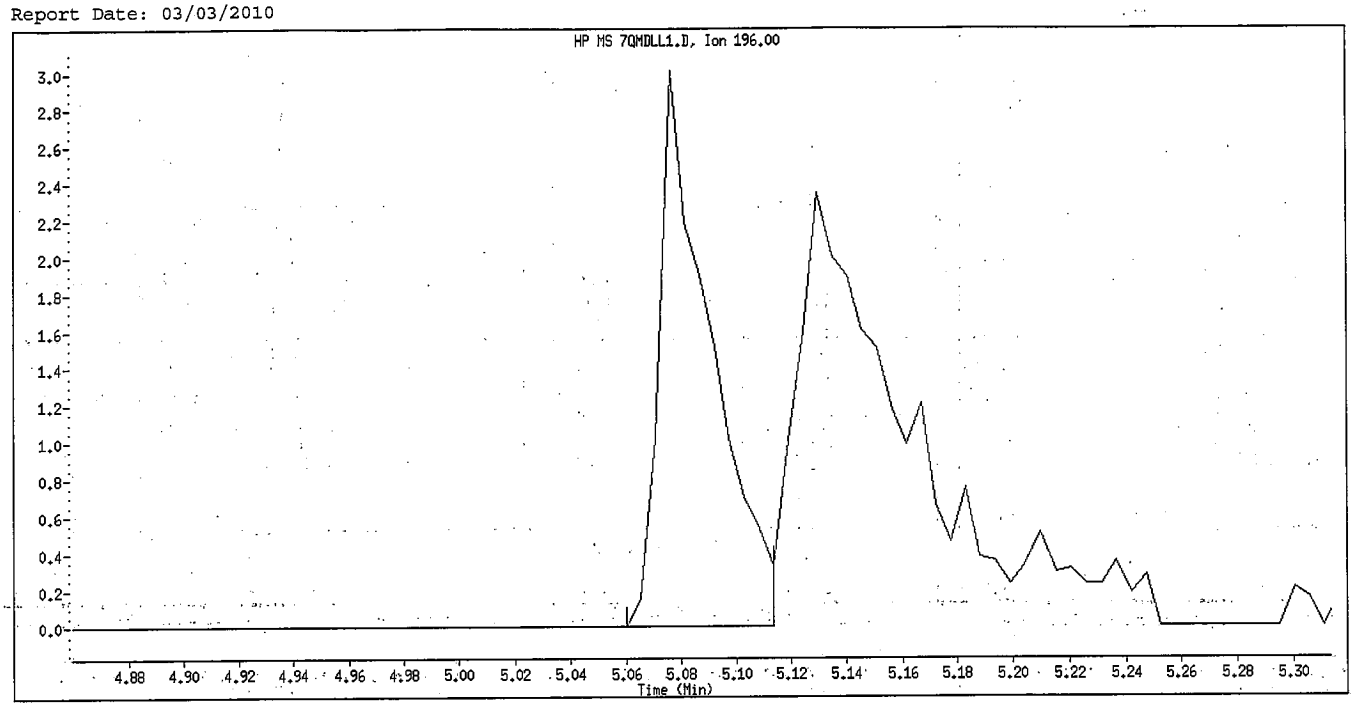

Original Integration

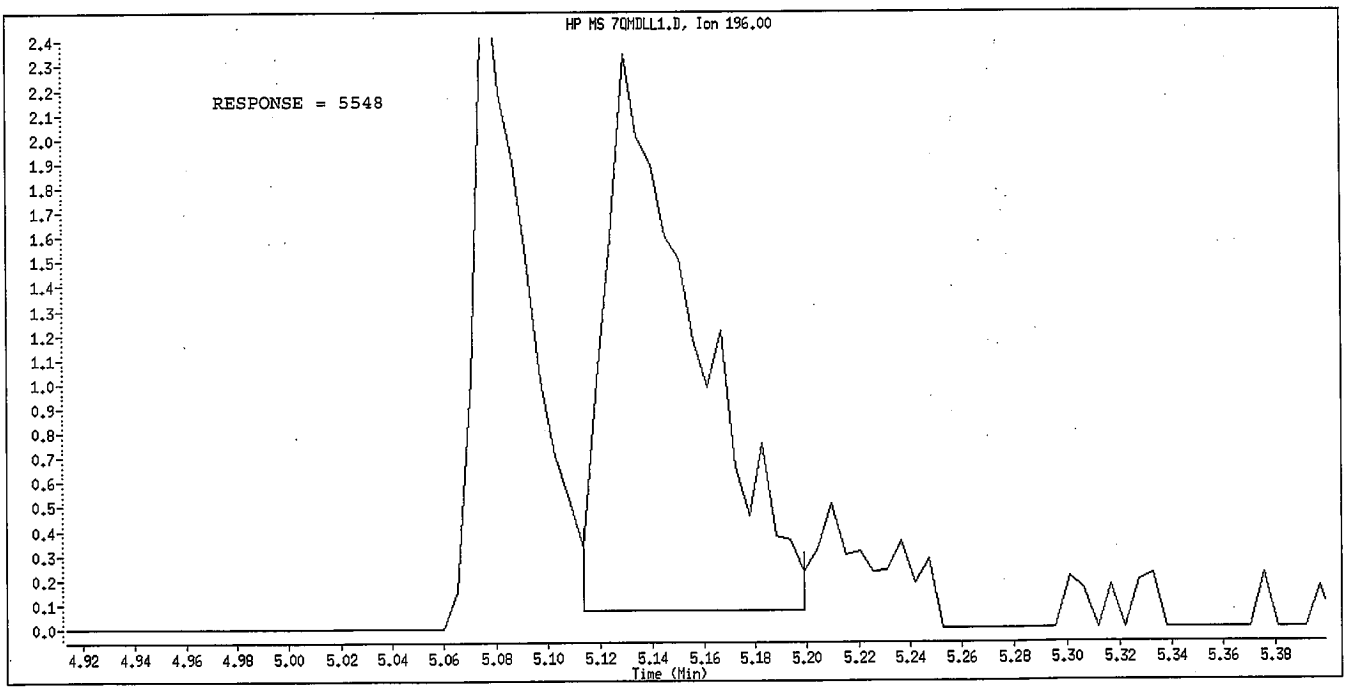

Manual Integration

Manually Integrated By: GruberJ
Manual Integration Reason: Peak not found

Data File Name: 7QMDLL1.D
Inj. Date and Time: 01-MAR-2010 16:41
Instrument ID: a4hp7.i
Client ID:
Compound Name: Pentachlorophenol
CAS #: 87-86-5
Report Date: 03/03/2010

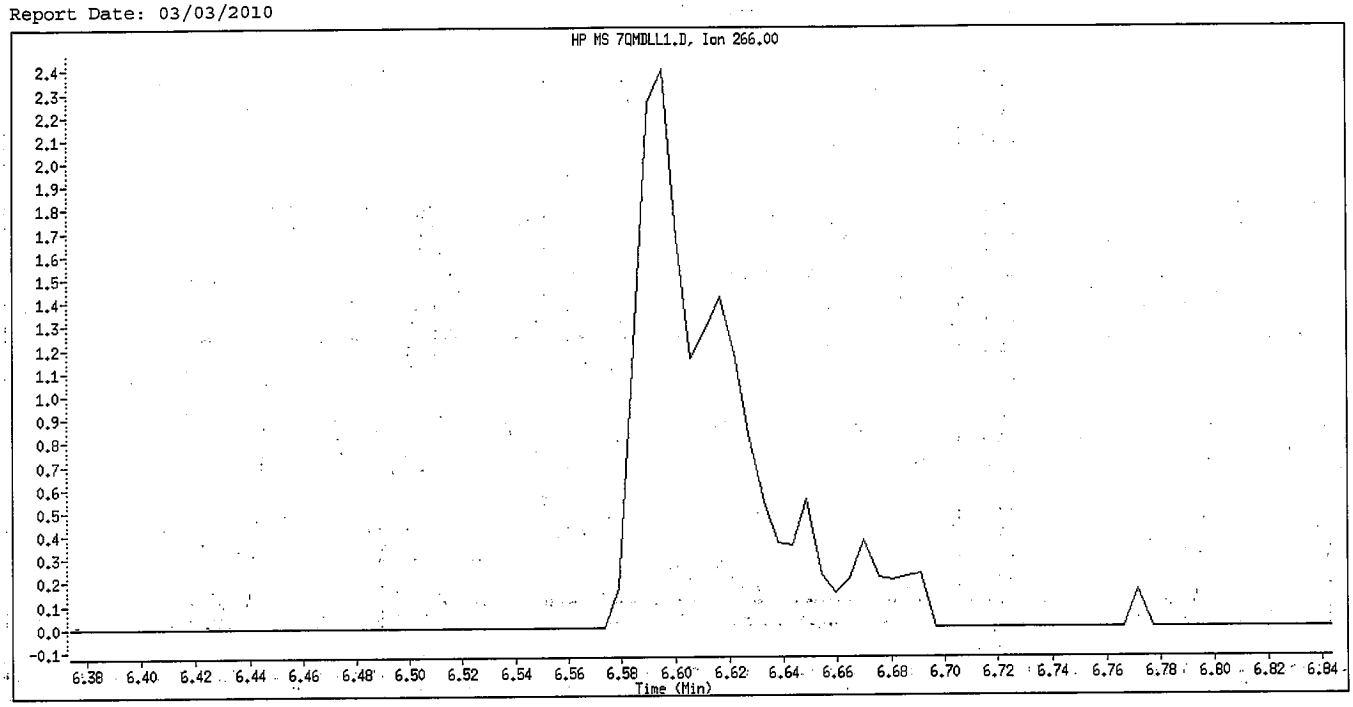

Original Integration

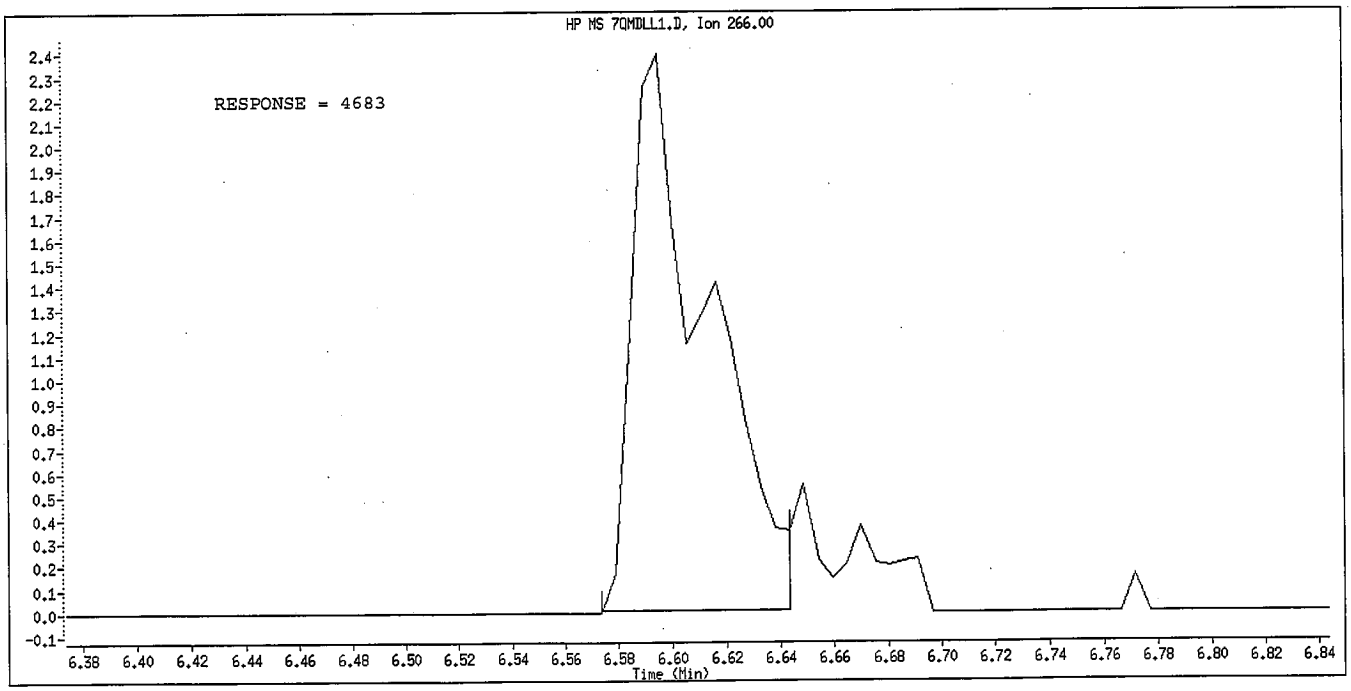

Manual Integration

Manually Integrated By: GruberJ
Manual Integration Reason: Peak not found

TestAmerica North Canton

Semivolatile REPORT SW-846 Method 8270

Data file : \\cansvr11\dd\chem\MSS\a4hp7.i\00301t.b\7QMDLL2.D
Lab Smp Id: l2
Inj Date : 01-MAR-2010 16:22
Operator : 001710 Inst ID: a4hp7.i
Smp Info : l2,00301a.b,8270C-625,1-827042d.sub,1,,2
Misc Info :
Comment :
Method : \\cansvr11\dd\chem\MSS\a4hp7.i\00301t.b\8270C-625.m
Meth Date : 02-Mar-2010 10:20 gruberj Quant Type: ISTD
Cal Date : 01-MAR-2010 20:53 Cal File: 7AL0301.D
Als bottle: 5 QC Sample: mrl
Dil Factor: 1.00000
Integrator: HP RTE Compound Sublist: qcmrl.sub
Target Version: 4.14
Processing Host: CANPMSSV01

	Compounds	QUANT SIG MASS	RT	EXP RT	REL RT	RESPONSE	CONCENTRATIONS ON-COLUMN (NG)	CONCENTRATIONS FINAL (NG)
* 1	1,4-Dichlorobenzene-d4	152	3.476	3.471	(1.000)	349142	2.00000	
* 2	Naphthalene-d8	136	4.364	4.364	(1.000)	1404682	2.00000	
* 3	Acenaphthene-d10	164	5.632	5.632	(1.000)	722162	2.00000	
* 4	Phenanthrene-d10	188	6.717	6.717	(1.000)	1164406	2.00000	
* 5	Chrysene-d12	240	8.670	8.659	(1.000)	1311733	2.00000	
* 6	Perylene-d12	264	10.050	10.028	(1.000)	1192520	2.00000	
9	Pyridine	79	1.882	1.882	(0.542)	56670	0.25264	0.25264
10	N-Nitrosodimethylamine	74	1.850	1.850	(0.532)	33845	0.26150	0.26150
11	Ethyl methacrylate	69	2.085	2.086	(0.600)	50318	0.25692	0.25692
12	3-Chloropropionitrile	54	2.241	2.246	(0.645)	41004	0.26852	0.26852
13	Malononitrile	66	2.380	2.385	(0.685)	71443	0.24723	0.24723
209	Benzaldehyde	77	3.182	3.182	(0.915)	43208	0.25364	0.25364
21	Aniline	93	3.246	3.252	(0.934)	86246	0.24158	0.24158
22	Phenol	94	3.193	3.193	(0.918)	63152	0.22462	0.22462
23	bis(2-Chloroethyl)ether	93	3.268	3.268	(0.940)	58932	0.23748	0.23748
24	2-Chlorophenol	128	3.332	3.337	(0.958)	52465	0.23425	0.23425
26	1,3-Dichlorobenzene	146	3.439	3.439	(0.989)	58053	0.24907	0.24907
27	1,4-Dichlorobenzene	146	3.487	3.487	(1.003)	57279	0.25007	0.25007
28	1,2-Dichlorobenzene	146	3.594	3.594	(1.034)	54452	0.24442	0.24442
29	Benzyl Alcohol	108	3.546	3.546	(1.020)	34784	0.23641	0.23641
30	2-Methylphenol	108	3.610	3.610	(1.038)	40147	0.20563	0.20563
31	bis(2-Chloroisopropyl)ether	45	3.631	3.631	(1.045)	102924	0.26221	0.26221
37	Acetophenone	105	3.733	3.738	(1.074)	76500	0.24660	0.24660
32	N-Nitroso-di-n-propylamine	70	3.722	3.728	(1.071)	40572	0.23800	0.23800
192	4-Methylphenol	108	3.711	3.712	(1.068)	33256	0.28442	0.28442
34	Hexachloroethane	117	3.834	3.835	(1.103)	22965	0.25205	0.25204
35	Nitrobenzene	77	3.861	3.861	(0.885)	59171	0.25560	0.25560
41	Isophorone	82	4.022	4.022	(0.922)	101520	0.23529	0.23529
42	2-Nitrophenol	139	4.086	4.086	(0.936)	25316	0.21993	0.21993
43	2,4-Dimethylphenol	107	4.091	4.086	(0.937)	36480	0.29769	0.29769
44	bis(2-Chloroethoxy)methane	93	4.150	4.150	(0.951)	62513	0.24418	0.24418
46	2,4-Toluenediamene	121	5.188	5.188	(1.189)	22698	0.23950	0.23950
47	1,3,5-Trichlorobenzene	180	4.097	4.097	(0.939)	45481	0.25271	0.25271

	Compounds	QUANT SIG MASS	RT	EXP RT	REL RT	RESPONSE	CONCENTRATIONS ON-COLUMN (NG)	CONCENTRATIONS FINAL (NG)
48	2,4-Dichlorophenol	162	4.268	4.252	(0.978)	23059	0.38741	0.38741
49	Benzoic Acid	122	Compound Not Detected.					
50	1,2,4-Trichlorobenzene	180	4.321	4.321	(0.990)	43804	0.24881	0.24881
51	Naphthalene	128	4.380	4.380	(1.004)	160991	0.25773	0.25773
52	4-Chloroaniline	127	4.401	4.402	(1.009)	44492	0.19264	0.19264
56	Hexachlorobutadiene	225	4.460	4.461	(1.022)	22430	0.24518	0.24518
210	Caprolactam	113	4.626	4.658	(1.060)	13887	0.19472	0.19472
57	1,2,3-Trichlorobenzene	180	4.482	4.482	(1.027)	39619	0.24277	0.24276
59	4-Chloro-3-Methylphenol	107	4.738	4.728	(1.086)	36081	0.19973	0.19973
62	2-Methylnaphthalene	142	4.872	4.872	(1.116)	79642	0.23580	0.23580
63	1-Methylnaphthalene	142	4.947	4.947	(1.134)	91239	0.23106	0.23106
64	Hexachlorocyclopentadiene	237	4.990	4.990	(0.886)	23031	0.22519	0.22519
66	2,4,6-Trichlorophenol	196	5.070	5.070	(0.900)	21003	0.20267	0.20267
67	2,4,5-Trichlorophenol	196	5.113	5.097	(0.908)	25809	0.22221	0.22221
211	1,1'-Biphenyl	154	5.204	5.204	(0.924)	123567	0.24668	0.24668
68	1,2,3,5-Tetrachlorobenzene	216	4.984	4.985	(0.885)	39151	0.23767	0.23767
70	2-Chloronaphthalene	162	5.225	5.231	(0.928)	88738	0.24520	0.24520
73	2-Nitroaniline	65	5.289	5.290	(0.939)	28396	0.22497	0.22497
74	1,2,3,4-Tetrachlorobenzene	216	5.204	5.204	(0.924)	36074	0.24179	0.24179
76	Dimethylphthalate	163	5.396	5.402	(0.958)	103338	0.24562	0.24562
78	2,6-Dinitrotoluene	165	5.450	5.450	(0.968)	21485	0.22048	0.22048
79	Acenaphthylene	152	5.530	5.536	(0.982)	148203	0.24764	0.24764
80	1,2-Dinitrobenzene	168	5.498	5.498	(0.976)	10065	0.20923	0.20923
81	3-Nitroaniline	138	5.584	5.584	(0.991)	27031	0.23882	0.23882
82	Acenaphthene	153	5.658	5.659	(1.005)	97722	0.24630	0.24630
83	2,4-Dinitrophenol	184	Compound Not Detected.					
85	4-Nitrophenol	109	Compound Not Detected.					
86	Dibenzofuran	168	5.781	5.782	(1.027)	133419	0.25662	0.25662
87	2,4-Dinitrotoluene	165	5.744	5.750	(1.020)	28326	0.21123	0.21122
91	2,3,5,6-Tetrachlorophenol	232	5.835	5.835	(1.036)	19680	0.19929	0.19929
93	Diethylphthalate	149	5.904	5.905	(1.048)	109852	0.24963	0.24963
94	Fluorene	166	6.027	6.033	(1.070)	108755	0.24332	0.24332
95	4-Chlorophenyl-phenylether	204	6.011	6.012	(1.067)	47708	0.24138	0.24138
96	4-Nitroaniline	138	6.038	6.028	(1.072)	23816	0.20445	0.20445
98	4,6-Dinitro-2-methylphenol	198	6.049	6.049	(0.900)	13710	0.16088	0.16088
99	N-Nitrosodiphenylamine	169	6.092	6.097	(0.907)	80275	0.24696	0.24696
100	1,2-Diphenylhydrazine	77	6.124	6.129	(0.912)	123506	0.25374	0.25374
106	4-Bromophenyl-phenylether	248	6.370	6.370	(0.948)	27837	0.24247	0.24247
107	Hexachlorobenzene	284	6.439	6.440	(0.959)	26432	0.23750	0.23750
212	Atrazine	200	6.455	6.461	(0.961)	16500	0.22500	0.22500
111	Pentachlorophenol	266	6.584	6.573	(0.980)	26193	0.65134	0.65134
115	Phenanthrene	178	6.733	6.739	(1.002)	155381	0.24700	0.24700
116	Anthracene	178	6.771	6.776	(1.008)	161441	0.25481	0.25481
119	Carbazole	167	6.878	6.878	(1.024)	145163	0.23957	0.23957
120	Di-n-Butylphthalate	149	7.081	7.087	(1.054)	177707	0.25524	0.25524
123	Fluoranthene	202	7.605	7.606	(1.132)	156251	0.24522	0.24522
124	Benzidine	184	7.680	7.675	(0.886)	73336	0.19962	0.19962
125	Pyrene	202	7.776	7.777	(0.897)	165409	0.25613	0.25613
131	Butylbenzylphthalate	149	8.188	8.189	(0.944)	75752	0.23886	0.23886
133	3,3'-Dimethoxybenzidine	244	8.584	8.584	(0.990)	27829	0.20774	0.20774
135	3,3'-Dichlorobenzidine	252	8.622	8.622	(0.994)	54255	0.23031	0.23030
136	Benzo(a)Anthracene	228	8.664	8.665	(0.999)	160357	0.24765	0.24765
137	Chrysene	228	8.691	8.697	(1.002)	154532	0.25671	0.25671
138	4,4'-Methylene bis(o-chloroan	231	8.616	8.611	(0.994)	26366	0.21640	0.21640

Compounds	QUANT SIG MASS	RT	EXP RT	REL RT	RESPONSE	CONCENTRATIONS ON-COLUMN (NG)	CONCENTRATIONS FINAL (NG)
139 bis(2-ethylhexyl)Phthalate	149	8.595	8.595	(0.991)	107915	0.23914	0.23914
140 Di-n-octylphthalate	149	9.114	9.114	(0.907)	162063	0.22632	0.22632
141 Benzo(b)fluoranthene	252	9.622	9.622	(0.957)	136101	0.22654	0.22654 (H)
142 Benzo(k)fluoranthene	252	9.648	9.654	(0.960)	166599	0.25094	0.25094
146 Benzo(a)pyrene	252	9.980	9.986	(0.993)	137100	0.23885	0.23885
149 Indeno(1,2,3-cd)pyrene	276	11.515	11.531	(1.146)	145789	0.22787	0.22787
150 Dibenz(a,h)anthracene	278	11.520	11.537	(1.146)	125874	0.23607	0.23607
151 Benzo(g,h,i)perylene	276	11.970	11.981	(1.191)	118829	0.22730	0.22730
198 1,4-Dioxane	88	1.690	1.690	(0.486)	22190	0.26291	0.26291
101 Diphenylamine	169	6.092	6.097	(0.907)	80275	0.24696	0.24696

QC Flag Legend

H - Operator selected an alternate compound hit.

Data File: \\cansvr11\dd\chem\MSS\a4hp7,i\00301t,b\7QHDLL2,D
Date : 01-MAR-2010 16:22
Client ID:
Sample Info: 12,00301a,b,82700-625,1-827042d,sub,1,,2
Column phase: db5,625
Instrument: a4hp7,i
Operator: 001710
Column diameter: 0.32
Page 1
Y (x1^6)
Min
-Pyridine+
-Ethyl methacrylate
-3-Chloropropionitrile
-Malononitrile
-Benzaldehyde+
-Aniline+
2-Chlorophenol
-1,4-Dichlorobenzene-d4+
-1,2-Dichlorobenzene+
-Acetophenone+
-Hexachloroethane+
-Isophorone
-2-Nitrophenol+
-2,4-Dichlorophenol
-Hexachlorobutadiene+
Naphthalene-d8+
-Caprolactam
-4-Chloro-3-Methylphenol
-2-Methylnaphthalene
-1-Methylnaphthalene+
-2,4,6-Trichlorophenol+
-2,4-Toluenediamene+
-2-Nitroaniline
-Dimethylphthalate
-2,6-Dinitrotoluene
-Acenaphthylene
Acenaphthene-d10+
\\cansvr11\dd\chem\MSS\a4hp7,i\00301t,b\7QHDLL2,D
-Dibenzofuran+
-Diethylphthalate
-Fluorene+
-N-Nitrosodiphenylamine+
-4-Bromophenyl-phenylether
-Hexachlorobenzene+
-Pentachlorophenol
-Anthracene
Phenanthrene-d10+
-Carbazole
-Di-n-Butylphthalate
-Fluoranthene
-Benzidine
-Pyrene
-Butylbenzylphthalate
-3,3'-Dimethoxybenzidine+
Chrysene-d12+
-Di-n-octylphthalate
-Benzo(k)fluoranthene+
-Benzo(a)pyrene
-Perylene-d12
-Indeno(1,2,3-cd)pyrene+
-Benzo(g,h,i)perylene

TestAmerica North Canton

Semivolatile REPORT SW-846 Method 8270

Data file : \\cansvr11\dd\chem\MSS\a4hp7.i\00301t.b\7QMDLL3.D
Lab Smp Id: l3
Inj Date : 01-MAR-2010 16:02
Operator : 001710 Inst ID: a4hp7.i
Smp Info : l3,00301a.b,8270C-625,1-827042d.sub,1,,3
Misc Info :
Comment :
Method : \\cansvr11\dd\chem\MSS\a4hp7.i\00301t.b\8270C-625.m
Meth Date : 02-Mar-2010 10:20 gruberj Quant Type: ISTD
Cal Date : 01-MAR-2010 20:53 Cal File: 7AL0301.D
Als bottle: 4 QC Sample: mrl
Dil Factor: 1.00000
Integrator: HP RTE Compound Sublist: qcmrl.sub
Target Version: 4.14
Processing Host: CANPMSSV01

	Compounds	QUANT SIG MASS	RT	EXP RT	REL RT	RESPONSE	CONCENTRATIONS ON-COLUMN (NG)	CONCENTRATIONS FINAL (NG)
*	1 1,4-Dichlorobenzene-d4	152	3.476	3.471	(1.000)	329744	2.00000	
*	2 Naphthalene-d8	136	4.364	4.364	(1.000)	1350799	2.00000	
*	3 Acenaphthene-d10	164	5.632	5.632	(1.000)	696034	2.00000	
*	4 Phenanthrene-d10	188	6.718	6.717	(1.000)	1111400	2.00000	
*	5 Chrysene-d12	240	8.670	8.659	(1.000)	1266655	2.00000	
*	6 Perylene-d12	264	10.050	10.028	(1.000)	1163422	2.00000	
	9 Pyridine	79	1.882	1.882	(0.542)	102617	0.48439	0.48439
	10 N-Nitrosodimethylamine	74	1.845	1.850	(0.531)	60220	0.49266	0.49266
	11 Ethyl methacrylate	69	2.086	2.086	(0.600)	90232	0.48782	0.48782
	12 3-Chloropropionitrile	54	2.241	2.246	(0.645)	72200	0.50062	0.50062
	13 Malononitrile	66	2.380	2.385	(0.685)	137230	0.50283	0.50283
	209 Benzaldehyde	77	3.182	3.182	(0.915)	79204	0.47034	0.47034
	21 Aniline	93	3.246	3.252	(0.934)	167243	0.49603	0.49602
	22 Phenol	94	3.193	3.193	(0.918)	124561	0.46910	0.46910
	23 bis(2-Chloroethyl)ether	93	3.268	3.268	(0.940)	112875	0.48161	0.48161
	24 2-Chlorophenol	128	3.332	3.337	(0.958)	99451	0.47016	0.47016
	26 1,3-Dichlorobenzene	146	3.439	3.439	(0.989)	107105	0.48655	0.48655
	27 1,4-Dichlorobenzene	146	3.487	3.487	(1.003)	106528	0.49244	0.49244
	28 1,2-Dichlorobenzene	146	3.594	3.594	(1.034)	100774	0.47897	0.47897
	29 Benzyl Alcohol	108	3.546	3.546	(1.020)	64342	0.46302	0.46302
	30 2-Methylphenol	108	3.605	3.610	(1.037)	81763	0.44342	0.44342
	31 bis(2-Chloroisopropyl)ether	45	3.631	3.631	(1.045)	186617	0.50340	0.50340
	37 Acetophenone	105	3.733	3.738	(1.074)	141363	0.48249	0.48249
	32 N-Nitroso-di-n-propylamine	70	3.722	3.728	(1.071)	77840	0.48348	0.48348
	192 4-Methylphenol	108	3.706	3.712	(1.066)	71664	0.49618	0.49618
	34 Hexachloroethane	117	3.835	3.835	(1.103)	41432	0.48147	0.48147
	35 Nitrobenzene	77	3.861	3.861	(0.885)	109206	0.49056	0.49056
	41 Isophorone	82	4.017	4.022	(0.920)	197983	0.47717	0.47717
	42 2-Nitrophenol	139	4.086	4.086	(0.936)	49936	0.45111	0.45111
	43 2,4-Dimethylphenol	107	4.086	4.086	(0.936)	71804	0.48903	0.48903
	44 bis(2-Chloroethoxy)methane	93	4.150	4.150	(0.951)	116583	0.47355	0.47355
	46 2,4-Toluenediamene	121	5.188	5.188	(1.189)	52734	0.57863	0.57863
	47 1,3,5-Trichlorobenzene	180	4.097	4.097	(0.939)	83120	0.48027	0.48027

	Compounds	QUANT SIG MASS	RT	EXP RT	REL RT	RESPONSE	CONCENTRATIONS ON-COLUMN (NG)	CONCENTRATIONS FINAL (NG)
48	2,4-Dichlorophenol	162	4.263	4.252	(0.977)	40052	0.51149	0.51149
49	Benzoic Acid	122	4.118	4.177	(0.944)	30796	1.26081	1.2608(QM)
50	1,2,4-Trichlorobenzene	180	4.316	4.321	(0.989)	83661	0.49416	0.49416
51	Naphthalene	128	4.380	4.380	(1.004)	304200	0.50643	0.50642
52	4-Chloroaniline	127	4.402	4.402	(1.009)	103712	0.46697	0.46697
56	Hexachlorobutadiene	225	4.461	4.461	(1.022)	41925	0.47656	0.47656
210	Caprolactam	113	4.626	4.658	(1.060)	28952	0.42214	0.42214
57	1,2,3-Trichlorobenzene	180	4.482	4.482	(1.027)	73214	0.46651	0.46651
59	4-Chloro-3-Methylphenol	107	4.733	4.728	(1.085)	75109	0.43235	0.43235
62	2-Methylnaphthalene	142	4.872	4.872	(1.116)	153166	0.47158	0.47158
63	1-Methylnaphthalene	142	4.947	4.947	(1.134)	180287	0.47478	0.47478
64	Hexachlorocyclopentadiene	237	4.990	4.990	(0.886)	44266	0.44908	0.44908
66	2,4,6-Trichlorophenol	196	5.070	5.070	(0.900)	43613	0.43665	0.43664
67	2,4,5-Trichlorophenol	196	5.108	5.097	(0.907)	49312	0.44051	0.44051
211	1,1'-Biphenyl	154	5.204	5.204	(0.924)	231945	0.48042	0.48042
68	1,2,3,5-Tetrachlorobenzene	216	4.985	4.985	(0.885)	77547	0.48842	0.48842
70	2-Chloronaphthalene	162	5.225	5.231	(0.928)	167879	0.48130	0.48130
73	2-Nitroaniline	65	5.284	5.290	(0.938)	57700	0.47430	0.47430
74	1,2,3,4-Tetrachlorobenzene	216	5.204	5.204	(0.924)	70524	0.49043	0.49043
76	Dimethylphthalate	163	5.397	5.402	(0.958)	197031	0.48589	0.48589
78	2,6-Dinitrotoluene	165	5.450	5.450	(0.968)	40956	0.43608	0.43608
79	Acenaphthylene	152	5.536	5.536	(0.983)	283735	0.49190	0.49190
80	1,2-Dinitrobenzene	168	5.498	5.498	(0.976)	20118	0.43391	0.43391
81	3-Nitroaniline	138	5.584	5.584	(0.991)	50591	0.46375	0.46375
82	Acenaphthene	153	5.659	5.659	(1.005)	186551	0.48783	0.48783
83	2,4-Dinitrophenol	184	5.664	5.659	(1.006)	41963	1.17921	1.1792(Q)
85	4-Nitrophenol	109	5.723	5.685	(1.016)	20496	0.58332	0.58332(QM)
86	Dibenzofuran	168	5.782	5.782	(1.027)	248013	0.49495	0.49494
87	2,4-Dinitrotoluene	165	5.744	5.750	(1.020)	58672	0.45394	0.45394
91	2,3,5,6-Tetrachlorophenol	232	5.835	5.835	(1.036)	45117	0.47403	0.47403
93	Diethylphthalate	149	5.905	5.905	(1.048)	208971	0.49270	0.49270
94	Fluorene	166	6.028	6.033	(1.070)	215849	0.50105	0.50105
95	4-Chlorophenyl-phenylether	204	6.012	6.012	(1.067)	92109	0.48352	0.48352
96	4-Nitroaniline	138	6.033	6.028	(1.071)	46773	0.41661	0.41661
98	4,6-Dinitro-2-methylphenol	198	6.049	6.049	(0.900)	27759	0.34128	0.34128
99	N-Nitrosodiphenylamine	169	6.092	6.097	(0.907)	152151	0.49041	0.49041
100	1,2-Diphenylhydrazine	77	6.129	6.129	(0.912)	237139	0.51043	0.51043
106	4-Bromophenyl-phenylether	248	6.370	6.370	(0.948)	51966	0.47424	0.47424
107	Hexachlorobenzene	284	6.440	6.440	(0.959)	51290	0.48285	0.48285
212	Atrazine	200	6.456	6.461	(0.961)	35471	0.50676	0.50676
111	Pentachlorophenol	266	6.579	6.573	(0.979)	60150	1.08668	1.0867
115	Phenanthrene	178	6.734	6.739	(1.002)	302002	0.50298	0.50298
116	Anthracene	178	6.771	6.776	(1.008)	310678	0.51375	0.51374
119	Carbazole	167	6.878	6.878	(1.024)	282889	0.48914	0.48914
120	Di-n-Butylphthalate	149	7.087	7.087	(1.055)	345914	0.52053	0.52053
123	Fluoranthene	202	7.606	7.606	(1.132)	297989	0.48997	0.48997
124	Benzidine	184	7.680	7.675	(0.886)	158690	0.44733	0.44733
125	Pyrene	202	7.777	7.777	(0.897)	324209	0.51989	0.51989
131	Butylbenzylphthalate	149	8.189	8.189	(0.944)	149145	0.48702	0.48702
133	3,3'-Dimethoxybenzidine	244	8.584	8.584	(0.990)	59881	0.46291	0.46291
135	3,3'-Dichlorobenzidine	252	8.622	8.622	(0.994)	106423	0.46783	0.46783
136	Benzo(a)Anthracene	228	8.665	8.665	(0.999)	310761	0.49701	0.49701
137	Chrysene	228	8.691	8.697	(1.002)	296247	0.50963	0.50963
138	4,4'-Methylene bis(o-chloroan	231	8.611	8.611	(0.993)	54897	0.46661	0.46660

Compounds	QUANT SIG MASS	RT	EXP RT	REL RT	RESPONSE	CONCENTRATIONS ON-COLUMN (NG)	CONCENTRATIONS FINAL (NG)
139 bis(2-ethylhexyl)Phthalate	149	8.595	8.595	(0.991)	218889	0.50232	0.50232
140 Di-n-octylphthalate	149	9.114	9.114	(0.907)	333443	0.47729	0.47729
141 Benzo(b)fluoranthene	252	9.617	9.622	(0.957)	272892	0.46558	0.46558(H)
142 Benzo(k)fluoranthene	252	9.643	9.654	(0.960)	318335	0.49148	0.49148
146 Benzo(a)pyrene	252	9.986	9.986	(0.994)	262194	0.46821	0.46821
149 Indeno(1,2,3-cd)pyrene	276	11.515	11.531	(1.146)	300283	0.48108	0.48108
150 Dibenz(a,h)anthracene	278	11.521	11.537	(1.146)	240220	0.46179	0.46179
151 Benzo(g,h,i)perylene	276	11.965	11.981	(1.191)	236772	0.46422	0.46422
198 1,4-Dioxane	88	1.690	1.690	(0.486)	39269	0.49263	0.49263
101 Diphenylamine	169	6.092	6.097	(0.907)	152151	0.49041	0.49041

QC Flag Legend

Q - Qualifier signal failed the ratio test.
M - Compound response manually integrated.
H - Operator selected an alternate compound hit.

Data File: \\cansvr11\dd\chem\MSS\a4hp7.i\003012.b\7QHDLL3.D
Date : 01-MAR-2010 16:02
Client ID:
Sample Info: 13,003012,b,8270C-625,1-827042d,sub,1,,3
Column phase: db5.625
Instrument: a4hp7.i
Operator: 001710
Column diameter: 0.32
\\cansvr11\dd\chem\MSS\a4hp7.i\003012.b\7QHDLL3.D
Y (x10^6)
Min
-Pyridine+
-Ethyl methacrylate
-3-Chloropropionitrile
-Malononitrile
-Benzaldehyde+
-Aniline+
-2-Chlorophenol
-1,4-Dichlorobenzene-d4+
-1,2-Dichlorobenzene+
-Acetophenone+
-Hexachloroethane+
-Isophorone
-2-Nitrophenol+
-2,4-Dichlorophenol
-Hexachlorobutadiene+
Naphthalene-d8+
-Caprolactam
-4-Chloro-3-Methylphenol
-2-Methylnaphthalene
-1-Methylnaphthalene+
-2,4,6-Trichlorophenol+
-2,4-Toluenediamene+
-2-Nitroaniline
-Dimethylphthalate
-Acenaphthylene
-Dibenzofuran+
Acenaphthene-d10+
-Diethylphthalate
-Fluorene+
-N-Nitrosodiphenylamine+
-4-Bromophenyl-phenylether
-Hexachlorobenzene+
-Pentachlorophenol
-Anthracene
-Carbazole
Phenanthrene-d10+
-Di-n-Butylphthalate
-Fluoranthene
-Benzidine
-Pyrene
-Butylbenzylphthalate
-3,3'-Dimethoxybenzidine+
Chrysene-d12+
-Di-n-octylphthalate
-Benzo(k)fluoranthene+
-Benzo(a)pyrene
-Perylene-d12
-Indeno(1,2,3-cd)pyrene+
-Benzo(g,h,i)perylene

Data File Name: 7QMDLL3.D
Inj. Date and Time: 01-MAR-2010 16:02
Instrument ID: a4hp7.i
Client ID:
Compound Name: Benzoic Acid
CAS #: 65-85-0
Report Date: 03/03/2010

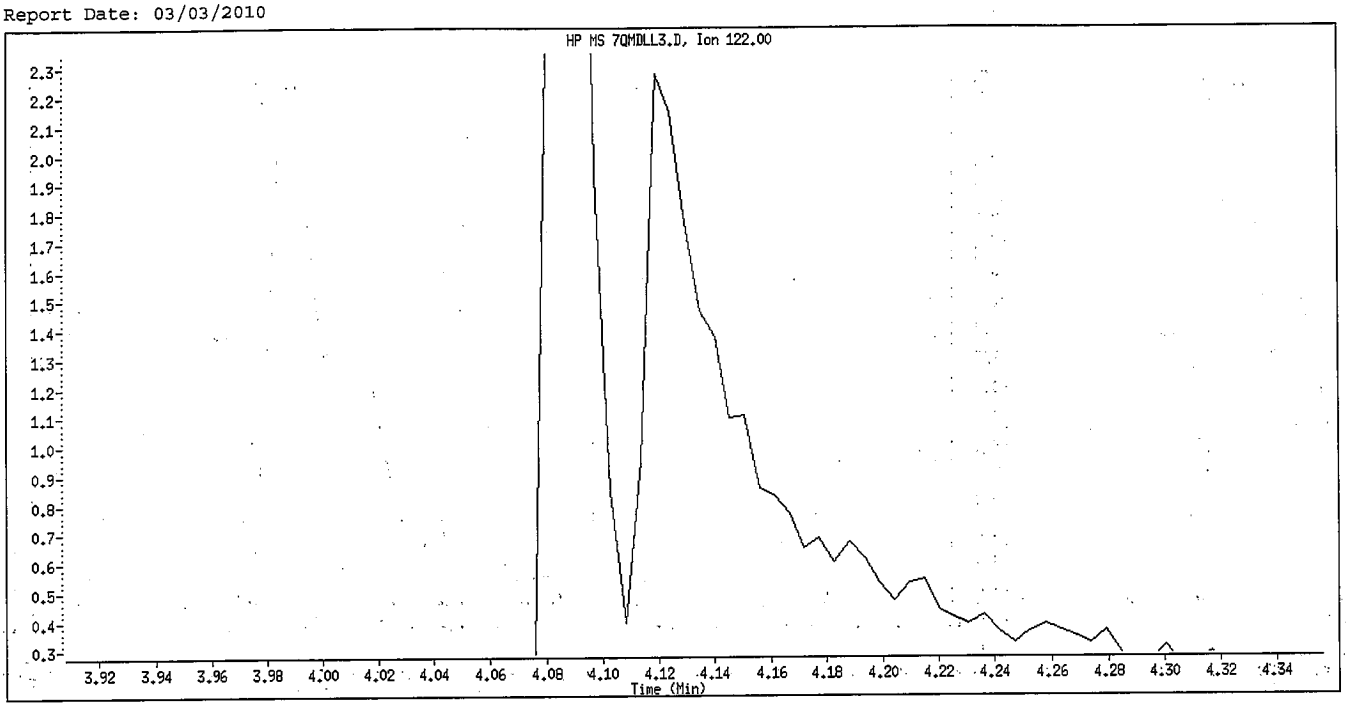

Original Integration

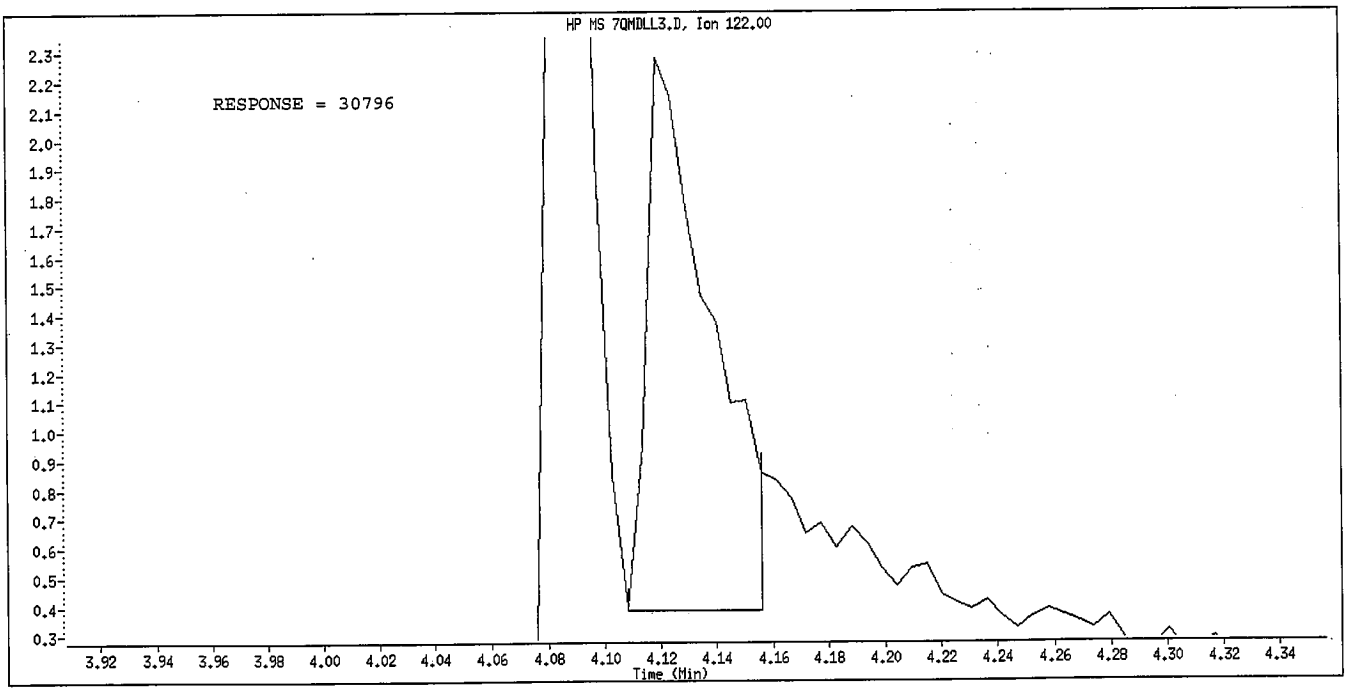

Manual Integration

Manually Integrated By: GruberJ
Manual Integration Reason: Peak not found

Data File Name: 7QMDLL3.D
Inj. Date and Time: 01-MAR-2010 16:02
Instrument ID: a4hp7.i
Client ID:
Compound Name: 4-Nitrophenol
CAS #: 100-02-7
Report Date: 03/03/2010

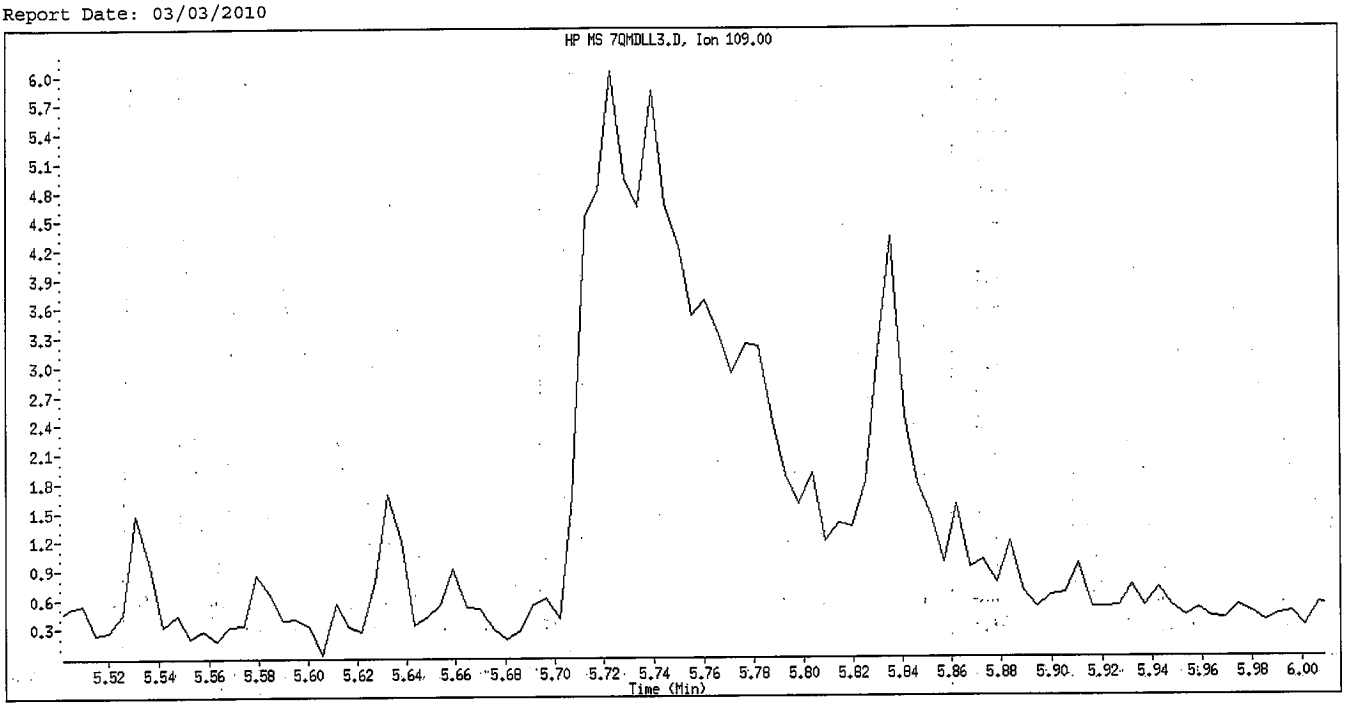

Original Integration

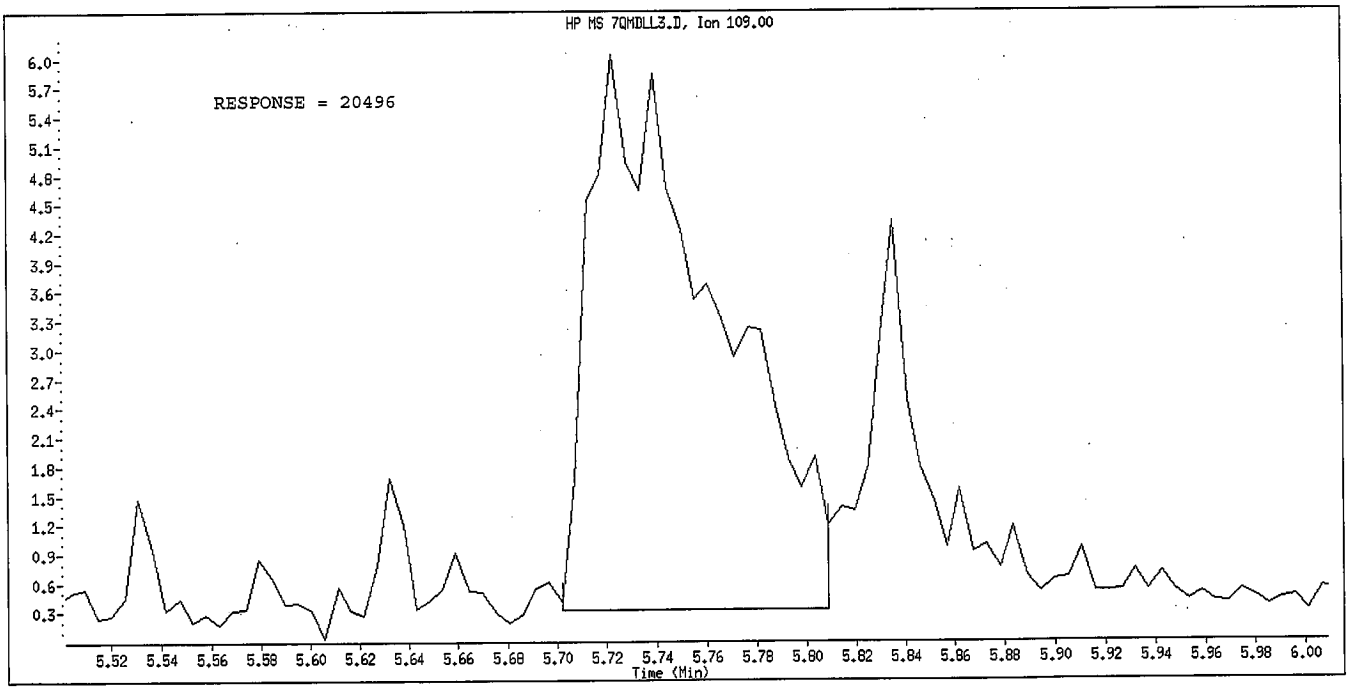

Manual Integration

Manually Integrated By: GruberJ
Manual Integration Reason: Peak not found

TestAmerica
THE LEADER IN ENVIRONMENTAL TESTING

RAW QC DATA

Date : 01-MAR-2010 15:04

Client ID:

Instrument: a4hp7.i

Sample Info: dftpp,00301a.b,dftpp390

Operator: 001710

Column phase:

Column diameter: 2.00

1 dftpp

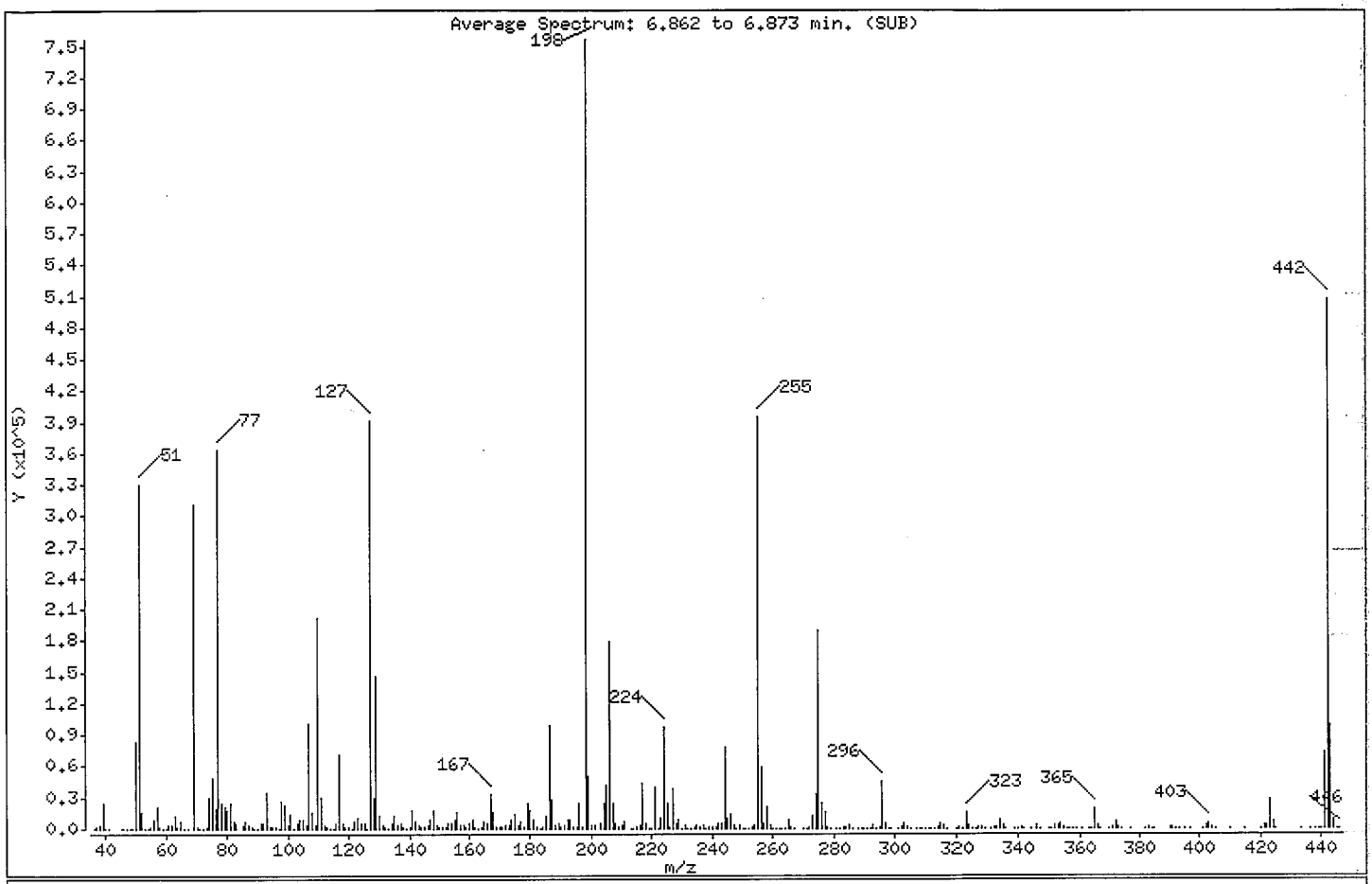

m/e	ION ABUNDANCE CRITERIA	% RELATIVE ABUNDANCE
198	Base Peak, 100% relative abundance	100.00
51	30.00 - 80.00% of mass 198	43.64
68	Less than 2.00% of mass 69	0.00 (0.00)
69	Mass 69 relative abundance	41.24
70	Less than 2.00% of mass 69	0.21 (0.51)
127	25.00 - 75.00% of mass 198	51.77
197	Less than 1.00% of mass 198	0.19
199	5.00 - 9.00% of mass 198	6.67
275	10.00 - 30.00% of mass 198	25.17
365	Greater than 0.75% of mass 198	2.58
441	Present, but less than mass 443	9.69
442	40.00 - 110.00% of mass 198	67.11
443	15.00 - 24.00% of mass 442	13.02 (19.40)

Date : 01-MAR-2010 15:04

Client ID:

Instrument: a4hp7.i

Sample Info: dftpp,00301a.b,dftpp390

Operator: 001710

Column phase:

Column diameter: 2.00

Data File: 7DF0301.D
Spectrum: Average Spectrum: 6.862 to 6.873 min. (SUB)
Location of Maximum: 198.00
Number of points: 348

m/z	Y	m/z	Y	m/z	Y	m/z	Y
36.00	248	129.00	145344	219.00	728	313.00	351
37.00	1319	130.00	12545	220.00	74	314.00	2176
38.00	3516	131.00	2771	221.00	40784	315.00	4558
39.00	25024	132.00	1317	222.00	869	316.00	2858
40.00	588	133.00	739	223.00	10149	317.00	540
41.00	393	134.00	4746	224.00	97968	320.00	166
45.00	595	135.00	11454	225.00	24504	321.00	1452
46.00	214	136.00	4329	226.00	2562	322.00	725
47.00	221	137.00	5428	227.00	39032	323.00	16113
48.00	358	138.00	1147	228.00	5421	324.00	2832
49.00	612	139.00	836	229.00	8054	325.00	438
50.00	83784	140.00	1661	230.00	815	326.00	393
51.00	330112	141.00	17440	231.00	3697	327.00	2391
52.00	15203	142.00	6249	232.00	746	328.00	1161
53.00	716	143.00	3325	233.00	586	329.00	310
54.00	61	144.00	902	234.00	2425	331.00	89
55.00	974	145.00	1267	235.00	2781	332.00	1078
56.00	8408	146.00	3098	236.00	1770	333.00	1647
57.00	21088	147.00	9293	237.00	2901	334.00	9337
58.00	880	148.00	17704	238.00	392	335.00	2659
59.00	112	149.00	3796	239.00	1491	336.00	359
60.00	106	150.00	1249	240.00	1121	339.00	213
61.00	3964	151.00	2378	241.00	2283	340.00	223
62.00	4262	152.00	1666	242.00	5114	341.00	1440
63.00	12058	153.00	5725	243.00	5594	342.00	578
64.00	1735	154.00	4814	244.00	78776	344.00	113
65.00	6405	155.00	9520	245.00	10107	346.00	3173
66.00	90	156.00	14945	246.00	14207	347.00	536
67.00	544	157.00	2913	247.00	3260	350.00	55
69.00	311872	158.00	3610	248.00	809	351.00	331
70.00	1589	159.00	2490	249.00	2989	352.00	4197
71.00	327	160.00	5592	250.00	550	353.00	3295
72.00	223	161.00	8191	251.00	611	354.00	5650
73.00	2168	162.00	2360	252.00	664	355.00	1096
74.00	29912	163.00	778	253.00	1386	356.00	60

Date : 01-MAR-2010 15:04

Client ID: Instrument: a4hp7.i

Sample Info: dftpp,00301a.b,dftpp390

Operator: 001710

Column phase: Column diameter: 2.00

Data File: 7DF0301.D
Spectrum: Average Spectrum: 6.862 to 6.873 min. (SUB)
Location of Maximum: 198.00
Number of points: 348

m/z	Y	m/z	Y	m/z	Y	m/z	Y
75.00	48576	164.00	1108	254.00	3062	357.00	53
76.00	18304	165.00	6170	255.00	394112	358.00	115
77.00	364224	166.00	5601	256.00	59000	359.00	246
78.00	24144	167.00	33448	257.00	4584	361.00	70
79.00	20872	168.00	15467	258.00	21120	363.00	51
80.00	16984	169.00	2597	259.00	3399	364.00	262
81.00	24048	170.00	1189	260.00	661	365.00	19536
82.00	6402	171.00	1438	261.00	773	366.00	2663
83.00	5200	172.00	2898	262.00	76	367.00	301
85.00	4298	173.00	3970	263.00	260	370.00	476
86.00	6234	174.00	7849	264.00	601	371.00	1227
87.00	2845	175.00	13275	265.00	8345	372.00	7743
88.00	1166	176.00	4250	266.00	1190	373.00	1795
89.00	717	177.00	6526	267.00	202	374.00	244
90.00	133	178.00	2471	270.00	615	377.00	239
91.00	5051	179.00	23816	271.00	720	382.00	65
92.00	5799	180.00	16872	272.00	1269	383.00	2265
93.00	35240	181.00	8362	273.00	12265	384.00	538
94.00	2428	182.00	1389	274.00	32496	385.00	146
95.00	978	183.00	808	275.00	190336	390.00	882
96.00	1963	184.00	2177	276.00	24320	391.00	1033
97.00	511	185.00	12916	277.00	15326	392.00	726
98.00	25352	186.00	99832	278.00	2531	393.00	51
99.00	22256	187.00	27840	279.00	630	395.00	63
100.00	3053	188.00	3103	281.00	287	397.00	82
101.00	13608	189.00	5907	282.00	432	401.00	517
102.00	659	190.00	1003	283.00	1602	402.00	3316
103.00	4575	191.00	3062	284.00	995	403.00	4517
104.00	9121	192.00	8257	285.00	2841	404.00	1676
105.00	7858	193.00	8524	286.00	415	405.00	230
106.00	2623	194.00	1996	288.00	59	410.00	65
107.00	101288	195.00	1513	289.00	576	415.00	273
108.00	15949	196.00	25144	290.00	481	420.00	143
109.00	2749	197.00	1437	291.00	489	421.00	3184
110.00	201728	198.00	756352	292.00	860	422.00	3491

Date : 01-MAR-2010 15:04

Client ID: Instrument: a4hp7.i

Sample Info: dftpp,00301a.b,dftpp390

Operator: 001710

Column phase: Column diameter: 2.00

Data File: 7DF0301.D
Spectrum: Average Spectrum: 6.862 to 6.873 min. (SUB)
Location of Maximum: 198.00
Number of points: 348

m/z	Y	m/z	Y	m/z	Y	m/z	Y
111.00	29392	199.00	50416	293.00	3348	423.00	28632
112.00	3625	200.00	3633	294.00	818	424.00	6145
113.00	1164	201.00	3087	295.00	1206	425.00	513
114.00	265	203.00	4645	296.00	45408	433.00	53
115.00	497	204.00	24264	297.00	6064	436.00	151
116.00	5933	205.00	41520	298.00	433	438.00	201
117.00	71248	206.00	178688	299.00	162	439.00	138
118.00	5326	207.00	23672	301.00	627	440.00	80
119.00	873	208.00	5328	302.00	978	441.00	73288
120.00	1555	209.00	2056	303.00	5439	442.00	507584
121.00	276	210.00	2653	304.00	1636	443.00	98472
122.00	6846	211.00	6681	305.00	143	444.00	8893
123.00	9901	213.00	686	307.00	66	445.00	585
124.00	4486	214.00	59	308.00	840	446.00	51
125.00	4841	215.00	1824	309.00	534		
126.00	75	216.00	3593	310.00	622		
127.00	391552	217.00	42888	311.00	65		
128.00	30176	218.00	5535	312.00	138		

Data File: \\cansvr11\dd\chem\MSS\a4hp7.i\00301t.b\7DF0301T.D

Date : 01-MAR-2010 15:04

Client ID:

Instrument: a4hp7.i

Sample Info: dftpp,00301a.b,dftpp390

Volume Injected (uL): 1.0

Operator: 001710

Column phase:

Column diameter: 2.00

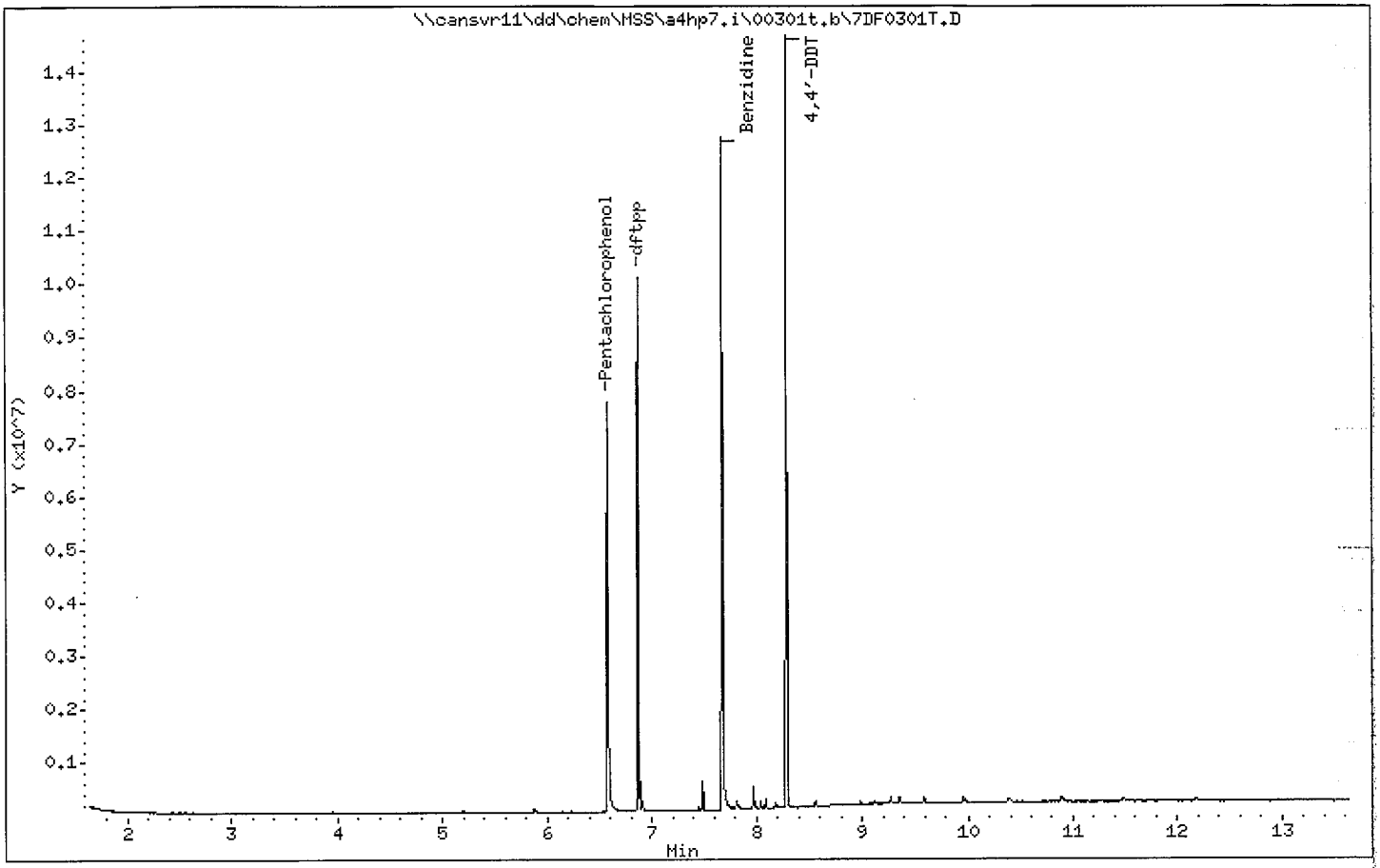

Data File: 7DF0301T.D
Inj Date: 01-MAR-2010 15:04
Instrument ID: a4hp7.i
Compound Name: Benzidine
Operator Name: 001710
Report Date: 03/02/2010

TAILING FACTOR

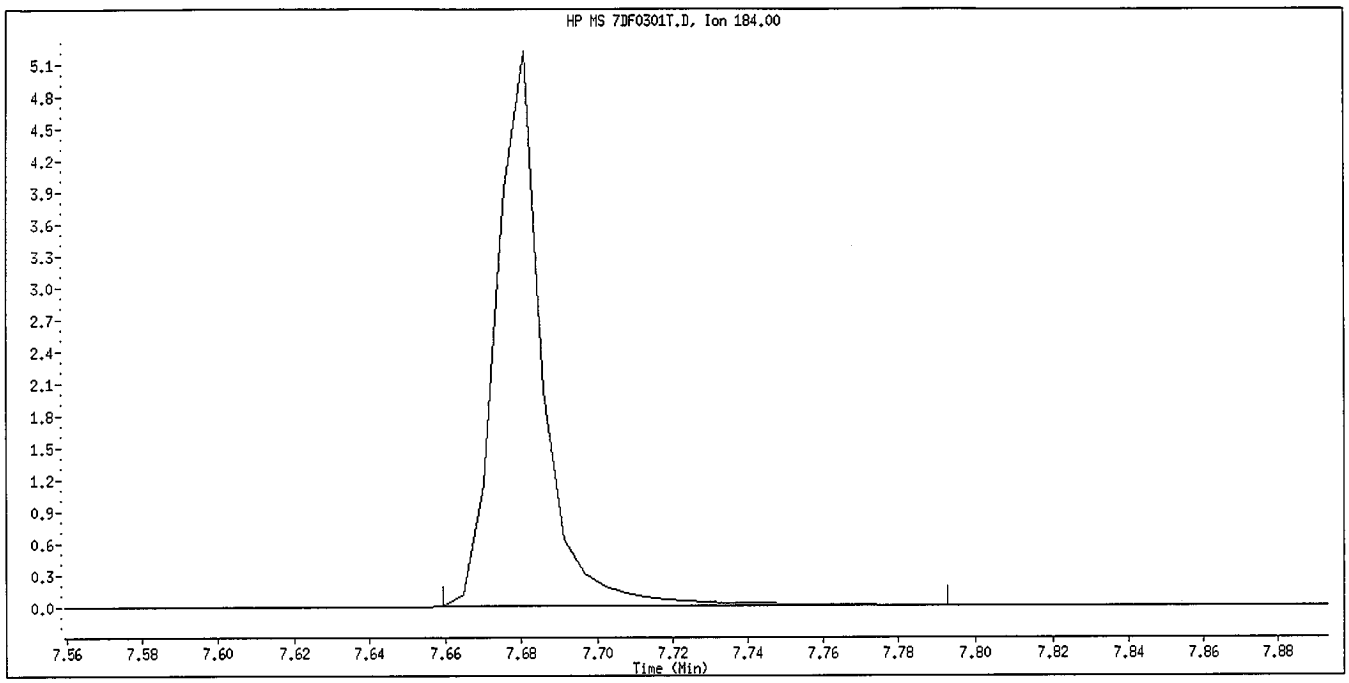

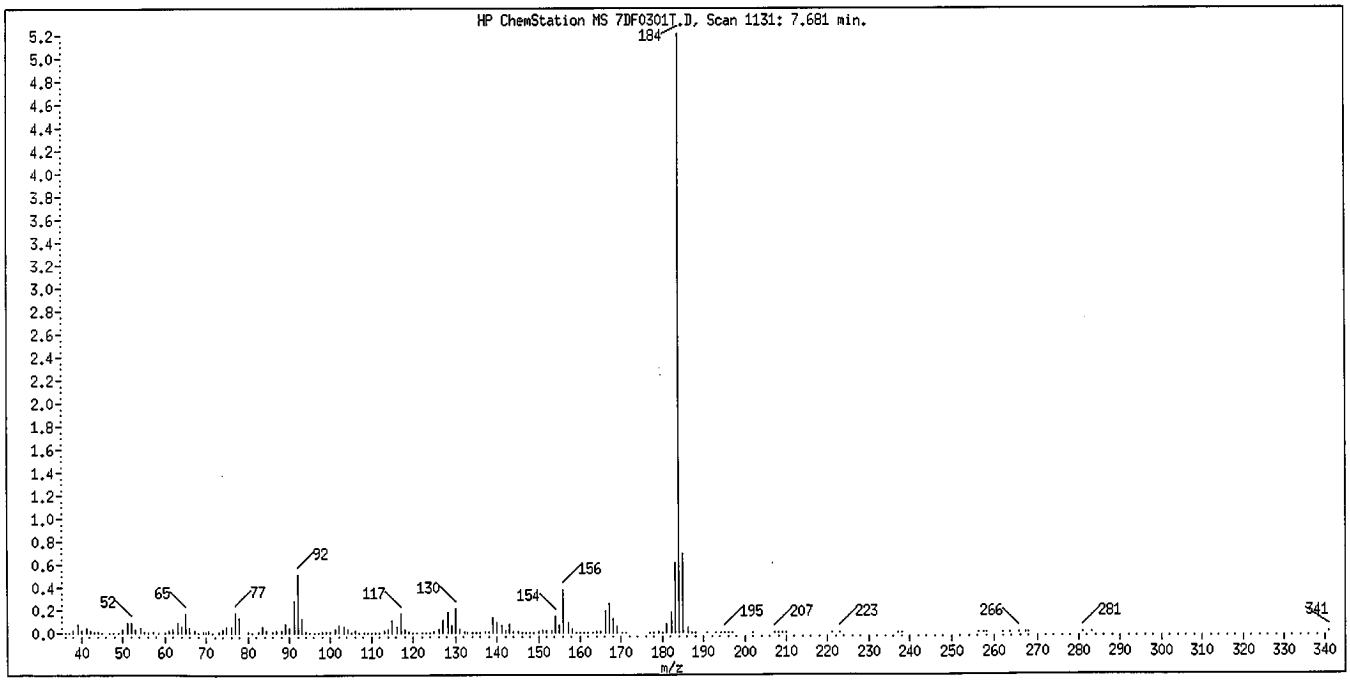

Tailing Factor = 0.897 Good
Acceptance Criteria 0 - 3
Tailing Factor = (T3 - T2) / (T2 - T1)
T1 = 7.666785 T2 = 7.6807 T3 = 7.693178

Data File: 7DF0301T.D
Inj Date: 01-MAR-2010 15:04
Instrument ID: a4hp7.i
Compound Name: 4,4'-DDT
Operator Name: 001710
Report Date: 03/02/2010

DEGRADATION REPORT

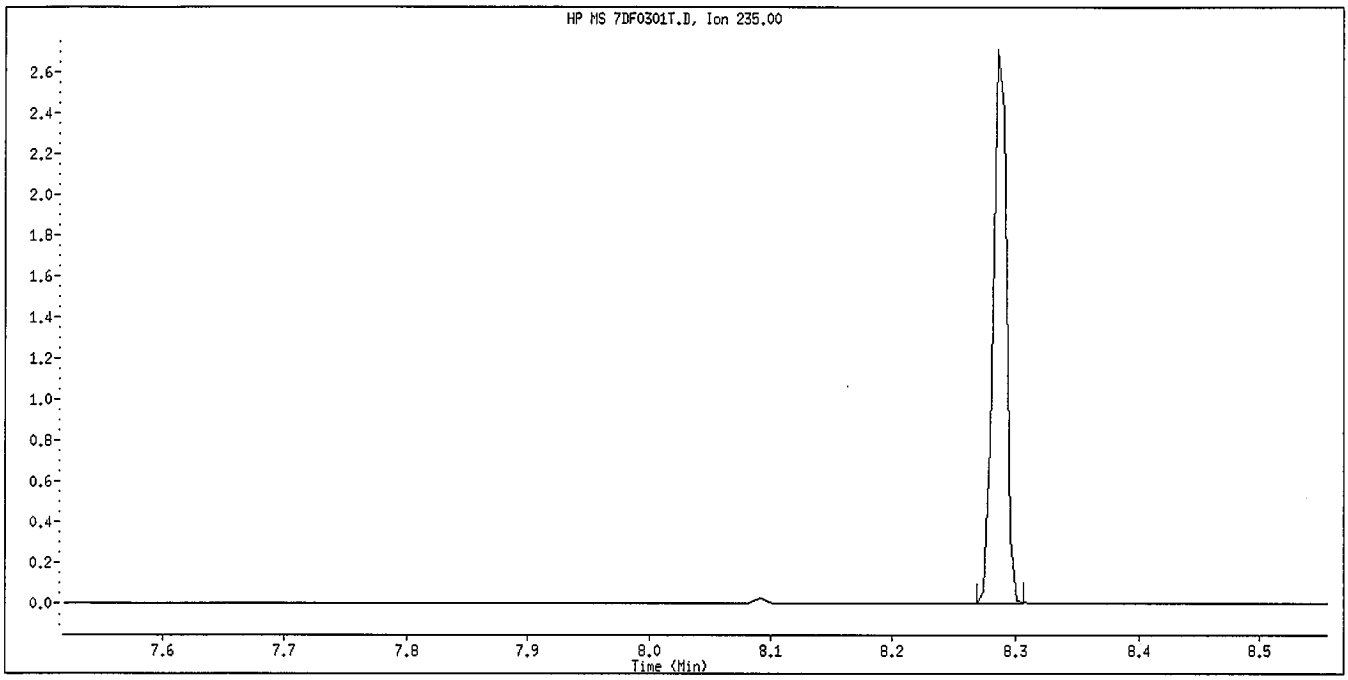

Degradation = 0% Good
Acceptance Criteria 0 - 20 %
DDT Area = 2024788
DDE Area = 0
DDD Area = 0

Data File: 7DF0301T.D
Inj Date: 01-MAR-2010 15:04
Instrument ID: a4hp7.i
Compound Name: Pentachlorophenol
Operator Name: 001710
Report Date: 03/02/2010

TAILING FACTOR

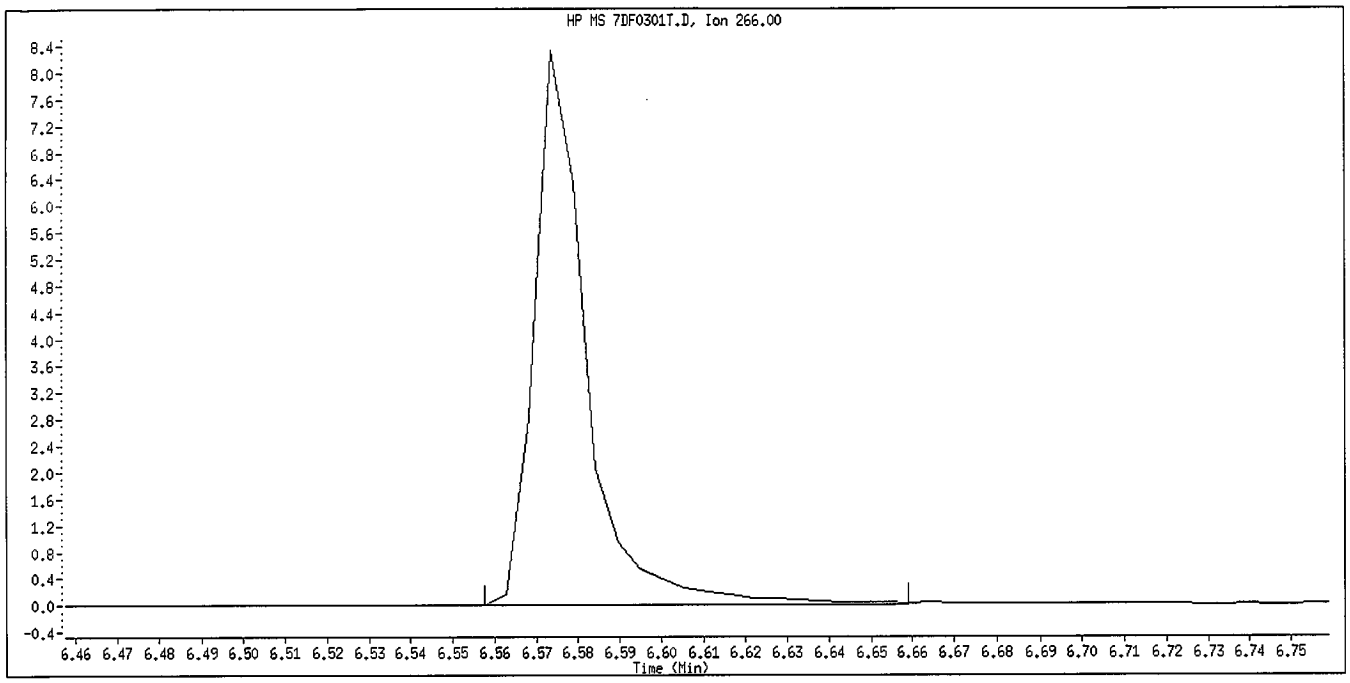

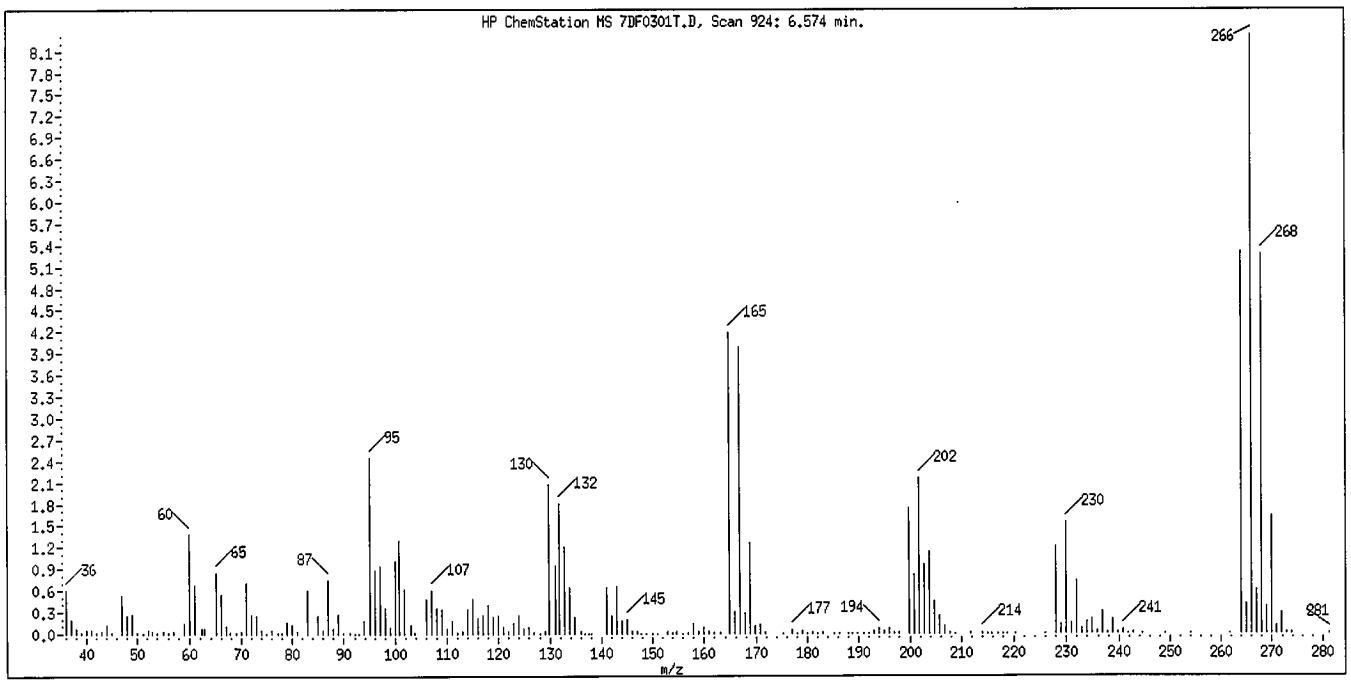

Tailing Factor = 1.87 Good
Acceptance Criteria 0 - 5
Tailing Factor = (T3 - T2) / (T2 - T1)
T1 = 6.564204 T2 = 6.573533 T3 = 6.591011

Date : 02-MAR-2010 09:17

Client ID:

Instrument: a4hp7.i

Sample Info: dftpp,00302a.b,dftpp390

Operator: 001710

Column phase:

Column diameter: 2.00

1 dftpp

OKmc 3/3/10

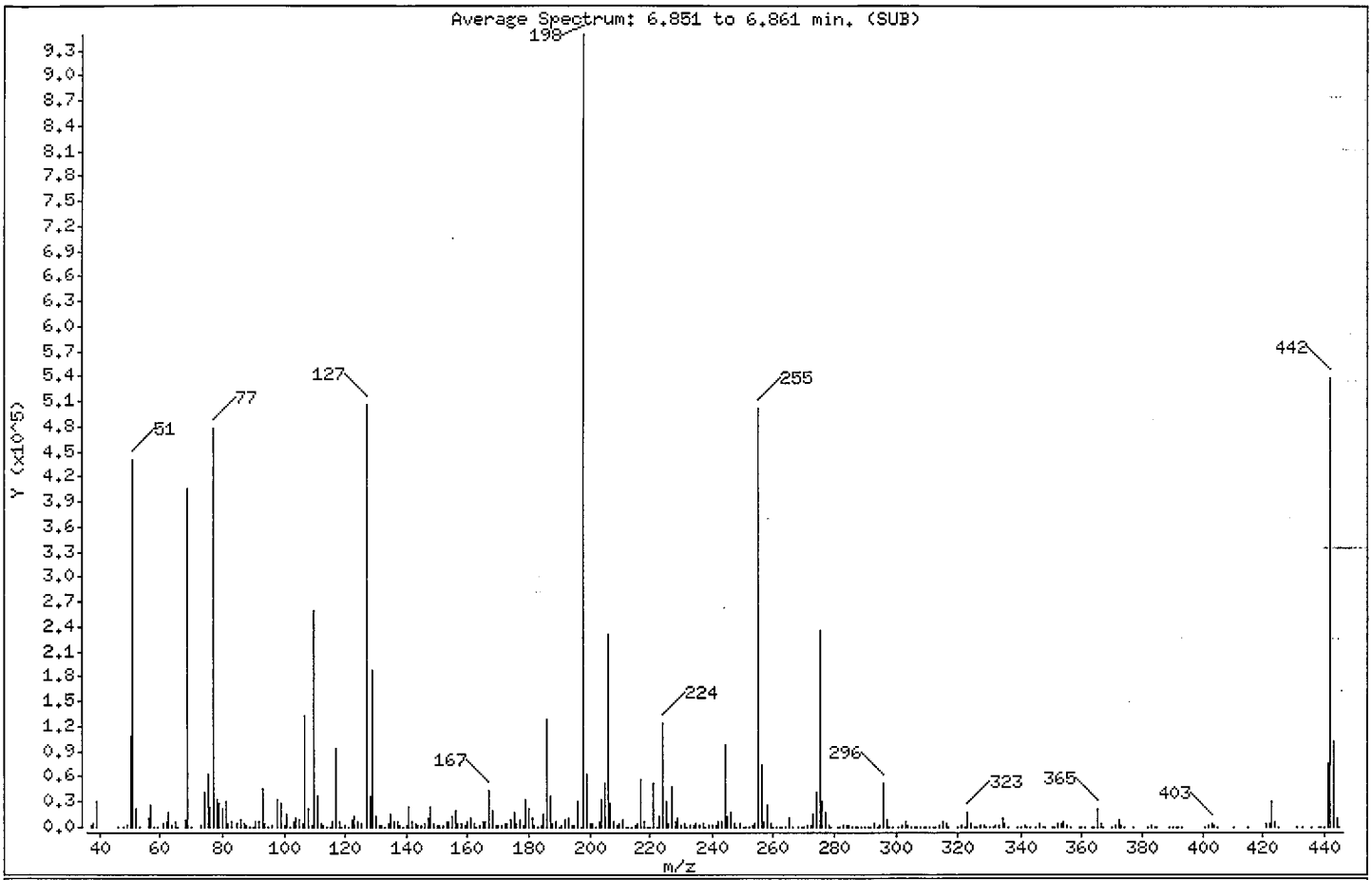

m/e	ION ABUNDANCE CRITERIA	% RELATIVE ABUNDANCE
198	Base Peak, 100% relative abundance	100.00
51	30.00 - 80.00% of mass 198	46.39
68	Less than 2.00% of mass 69	0.81 (1.90)
69	Mass 69 relative abundance	42.72
70	Less than 2.00% of mass 69	0.08 (0.19)
127	25.00 - 75.00% of mass 198	53.42
197	Less than 1.00% of mass 198	0.02
199	5.00 - 9.00% of mass 198	6.58
275	10.00 - 30.00% of mass 198	24.73
365	Greater than 0.75% of mass 198	2.31
441	Present, but less than mass 443	8.11
442	40.00 - 110.00% of mass 198	56.88
443	15.00 - 24.00% of mass 442	10.81 (19.00)

Date : 02-MAR-2010 09:17

Client ID: Instrument: a4hp7.i

Sample Info: dftpp,00302a.b,dftpp390

Operator: 001710

Column phase: Column diameter: 2.00

Data File: 7DF0302.D
Spectrum: Average Spectrum: 6.851 to 6.861 min. (SUB)
Location of Maximum: 198.00
Number of points: 341

m/z	Y	m/z	Y	m/z	Y	m/z	Y
37.00	1732	139.00	801	225.00	31608	314.00	2555
38.00	3902	140.00	2383	226.00	3290	315.00	6192
39.00	31056	141.00	22944	227.00	48480	316.00	3366
46.00	65	142.00	7240	228.00	7167	317.00	684
48.00	279	143.00	4903	229.00	11075	320.00	257
49.00	2243	144.00	1521	230.00	1491	321.00	1818
50.00	109488	145.00	1216	231.00	4142	322.00	722
51.00	440064	146.00	4612	232.00	754	323.00	17848
52.00	22280	147.00	11671	233.00	1161	324.00	3404
53.00	401	148.00	24032	234.00	2855	325.00	222
56.00	10796	149.00	5266	235.00	3537	326.00	414
57.00	26272	150.00	1267	236.00	2504	327.00	3081
58.00	755	151.00	2922	237.00	3998	328.00	1573
59.00	549	152.00	1692	238.00	762	329.00	320
61.00	4952	153.00	7064	239.00	1936	330.00	64
62.00	5520	154.00	5698	240.00	1462	331.00	125
63.00	16856	155.00	12126	241.00	3162	332.00	1411
64.00	2582	156.00	18672	242.00	6405	333.00	1801
65.00	7605	157.00	4005	243.00	6742	334.00	11309
66.00	29	158.00	4013	244.00	98536	335.00	3451
68.00	7712	159.00	3210	245.00	12830	336.00	290
69.00	405312	160.00	7264	246.00	17816	339.00	277
70.00	756	161.00	10399	247.00	4198	340.00	214
73.00	1835	162.00	3313	248.00	872	341.00	1608
74.00	40688	163.00	850	249.00	3397	342.00	646
75.00	63376	164.00	1153	250.00	705	343.00	135
76.00	24008	165.00	7425	251.00	1075	345.00	82
77.00	478400	166.00	7138	252.00	834	346.00	3428
78.00	31744	167.00	44264	253.00	2077	347.00	829
79.00	27976	168.00	20032	254.00	4160	348.00	155
80.00	22104	169.00	2836	255.00	500864	350.00	104
81.00	30528	170.00	1526	256.00	74320	351.00	294
82.00	5386	171.00	1650	257.00	5797	352.00	5027
83.00	5745	172.00	3831	258.00	26576	353.00	3474
85.00	4826	173.00	5064	259.00	4443	354.00	5978

Date : 02-MAR-2010 09:17

Client ID: Instrument: a4hp7.i

Sample Info: dftpp,00302a.b,dftpp390

Operator: 001710

Column phase: Column diameter: 2.00

Data File: 7DF0302.D
Spectrum: Average Spectrum: 6.851 to 6.861 min. (SUB)
Location of Maximum: 198.00
Number of points: 341

m/z	Y	m/z	Y	m/z	Y	m/z	Y
86.00	8048	174.00	9189	260.00	558	355.00	1137
87.00	3516	175.00	17448	261.00	915	356.00	182
88.00	1665	176.00	5299	262.00	178	359.00	347
89.00	600	177.00	8319	263.00	250	360.00	73
90.00	104	178.00	2729	264.00	351	361.00	83
91.00	5958	179.00	31712	265.00	11205	363.00	143
92.00	7592	180.00	22120	266.00	485	364.00	400
93.00	45496	181.00	10796	268.00	12	365.00	21872
94.00	3415	182.00	1599	269.00	73	366.00	3369
95.00	102	183.00	1069	270.00	533	367.00	92
96.00	1788	184.00	2663	271.00	1256	370.00	431
98.00	33368	185.00	15104	272.00	1483	371.00	1139
99.00	28936	186.00	128088	273.00	14181	372.00	8744
100.00	2625	187.00	36136	274.00	40728	373.00	2440
101.00	16157	188.00	3665	275.00	234624	374.00	255
102.00	864	189.00	7520	276.00	30928	377.00	105
103.00	6542	190.00	1075	277.00	18504	382.00	59
104.00	10355	191.00	3225	278.00	3056	383.00	2166
105.00	9245	192.00	9771	279.00	517	384.00	651
106.00	3363	193.00	10259	281.00	307	385.00	226
107.00	133056	194.00	2504	282.00	393	389.00	111
108.00	20736	195.00	1384	283.00	1713	390.00	843
109.00	1909	196.00	29960	284.00	1459	391.00	970
110.00	258944	197.00	153	285.00	2915	392.00	647
111.00	38000	198.00	948800	286.00	579	393.00	73
112.00	4055	199.00	62440	287.00	71	401.00	473
113.00	1394	200.00	4575	288.00	139	402.00	3127
114.00	349	201.00	4799	289.00	725	403.00	4788
115.00	19	202.00	25	290.00	669	404.00	1606
116.00	7609	203.00	6114	291.00	382	405.00	221
117.00	94560	204.00	31952	292.00	711	410.00	104
118.00	6909	205.00	51992	293.00	4135	415.00	247
119.00	467	206.00	232000	294.00	770	421.00	3950
120.00	1988	207.00	28272	295.00	1382	422.00	3684
121.00	548	208.00	7228	296.00	53424	423.00	29608

Date : 02-MAR-2010 09:17

Client ID: Instrument: a4hp7.i

Sample Info: dftpp,00302a.b,dftpp390

Operator: 001710

Column phase: Column diameter: 2.00

Data File: 7DF0302.D
Spectrum: Average Spectrum: 6.851 to 6.861 min. (SUB)
Location of Maximum: 198.00
Number of points: 341

m/z	Y	m/z	Y	m/z	Y	m/z	Y
122.00	8527	209.00	1882	297.00	7761	424.00	5923
123.00	12467	210.00	3304	298.00	588	425.00	620
124.00	5752	211.00	8787	299.00	62	431.00	75
125.00	5283	212.00	584	301.00	742	433.00	63
127.00	506816	213.00	465	302.00	1190	436.00	123
128.00	37696	214.00	204	303.00	5930	438.00	330
129.00	186688	215.00	2531	304.00	1899	439.00	306
130.00	14080	216.00	4514	305.00	291	440.00	275
131.00	3021	217.00	56608	306.00	77	441.00	76952
132.00	2222	218.00	7111	307.00	158	442.00	539648
133.00	621	219.00	614	308.00	908	443.00	102528
134.00	5157	220.00	111	309.00	553	444.00	9916
135.00	14578	221.00	51816	310.00	686	445.00	650
136.00	5896	222.00	858	311.00	175		
137.00	7540	223.00	13206	312.00	230		
138.00	1752	224.00	125176	313.00	713		

Data File: \\cansvr11\dd\chem\MSS\a4hp7.i\00301t.b\7DF0302T.D

Date : 02-MAR-2010 09:17

Client ID:

Instrument: a4hp7.i

Sample Info: dftpp,00302a.b,dftpp390

Volume Injected (uL): 1.0

Operator: 001710

Column phase:

Column diameter: 2.00

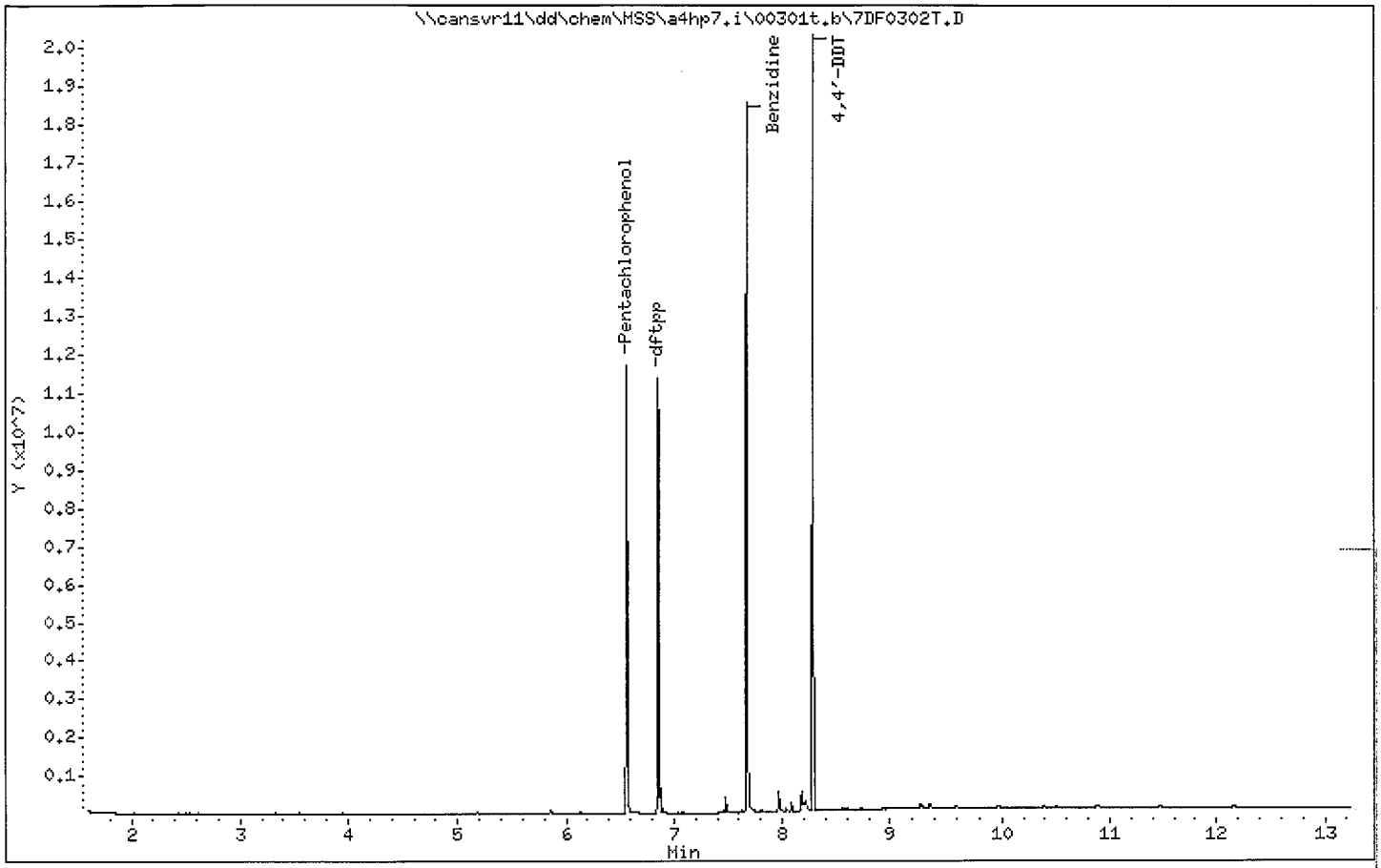

Data File: 7DF0302T.D
Inj Date: 02-MAR-2010 09:17
Instrument ID: a4hp7.i
Compound Name: Benzidine
Operator Name: 001710
Report Date: 03/02/2010

TAILING FACTOR

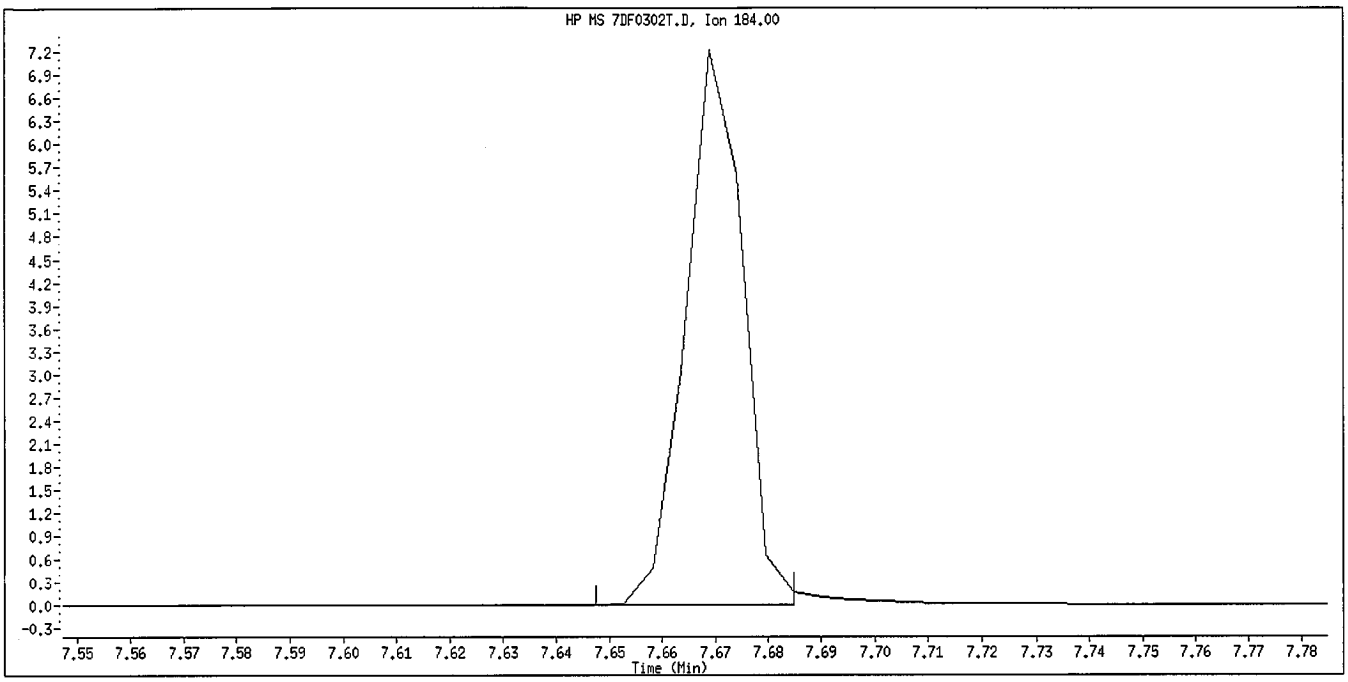

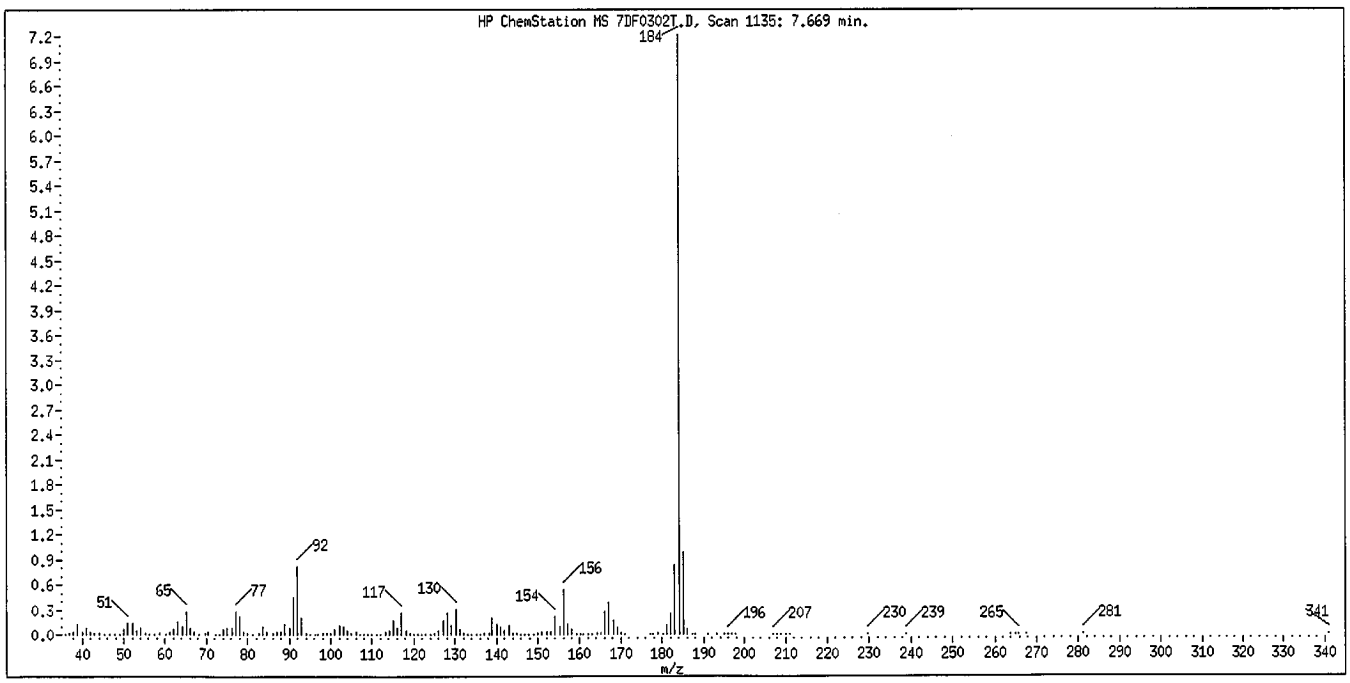

Tailing Factor = 1.04 Good
Acceptance Criteria 0 - 3
Tailing Factor = (T3 - T2) / (T2 - T1)
T1 = 7.658639 T2 = 7.66885 T3 = 7.679469

Data File: 7DF0302T.D
Inj Date: 02-MAR-2010 09:17
Instrument ID: a4hp7.i
Compound Name: 4,4'-DDT
Operator Name: 001710
Report Date: 03/02/2010

DEGRADATION REPORT

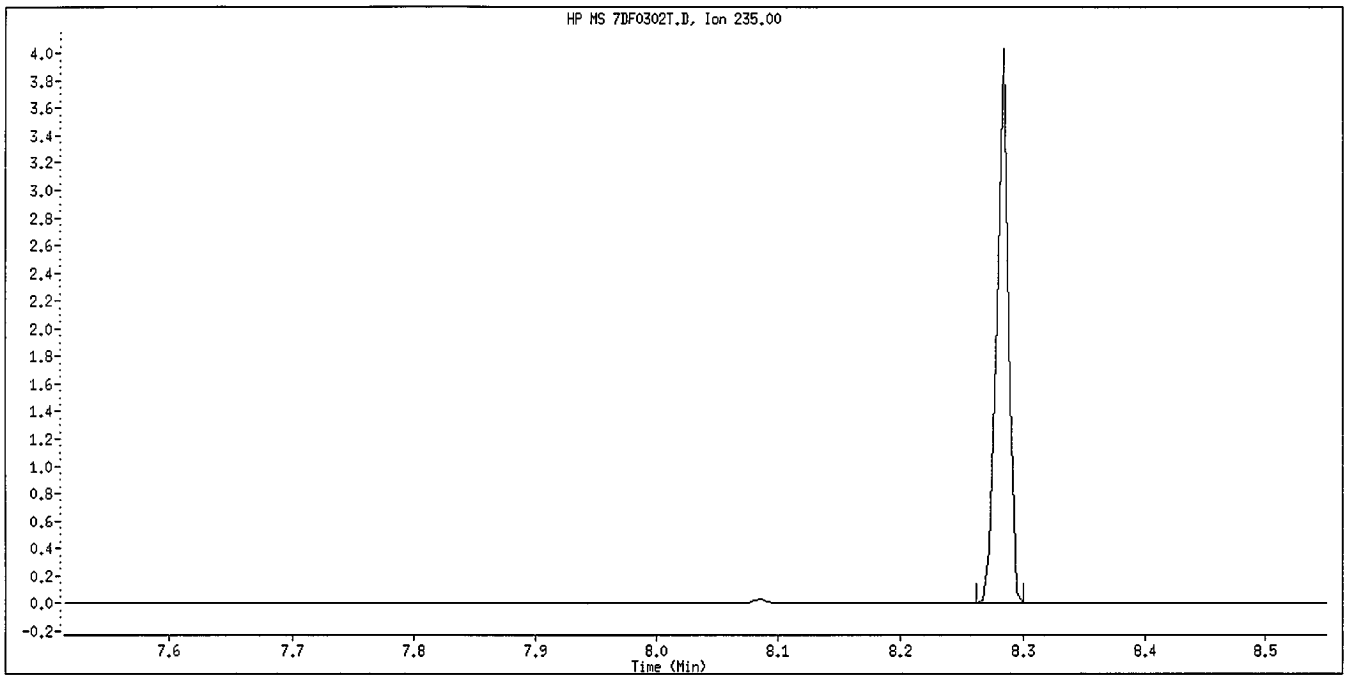

Degradation = 0% Good
Acceptance Criteria 0 - 20 %
DDT Area = 2600476
DDE Area = 0
DDD Area = 0

Data File: 7DF0302T.D
Inj Date: 02-MAR-2010 09:17
Instrument ID: a4hp7.i
Compound Name: Pentachlorophenol
Operator Name: 001710
Report Date: 03/02/2010

TAILING FACTOR

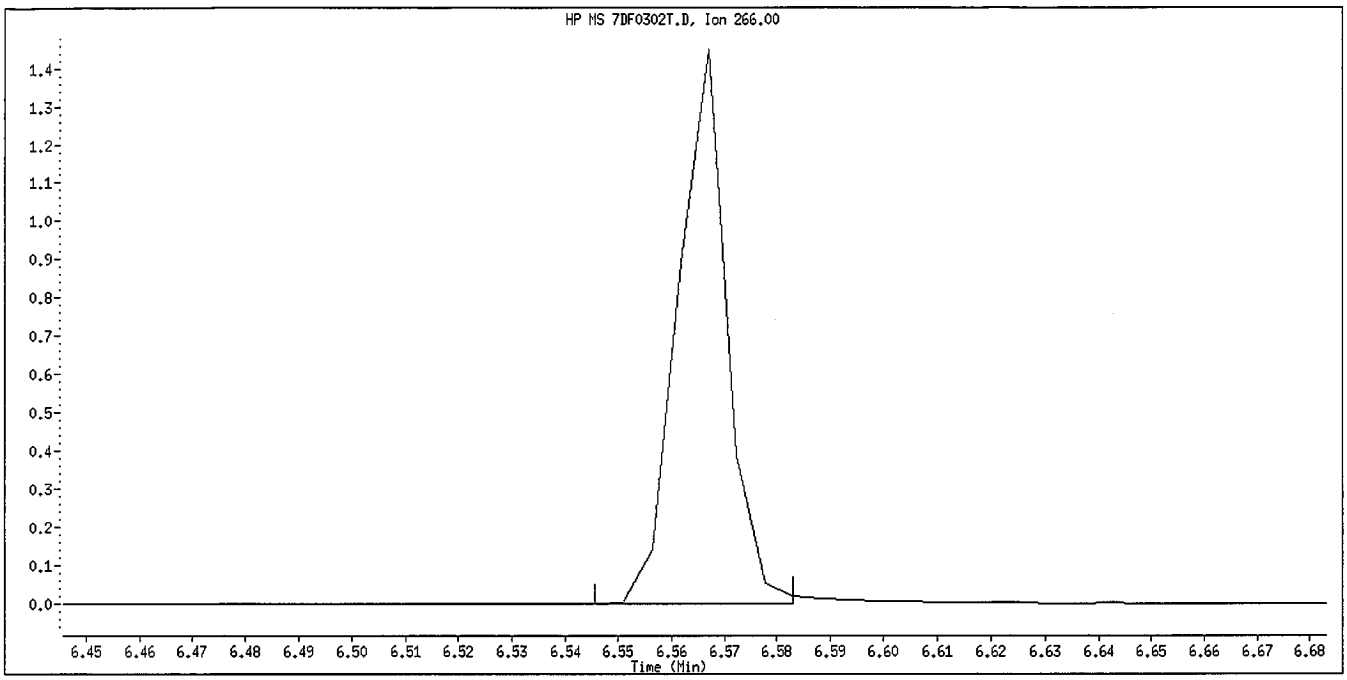

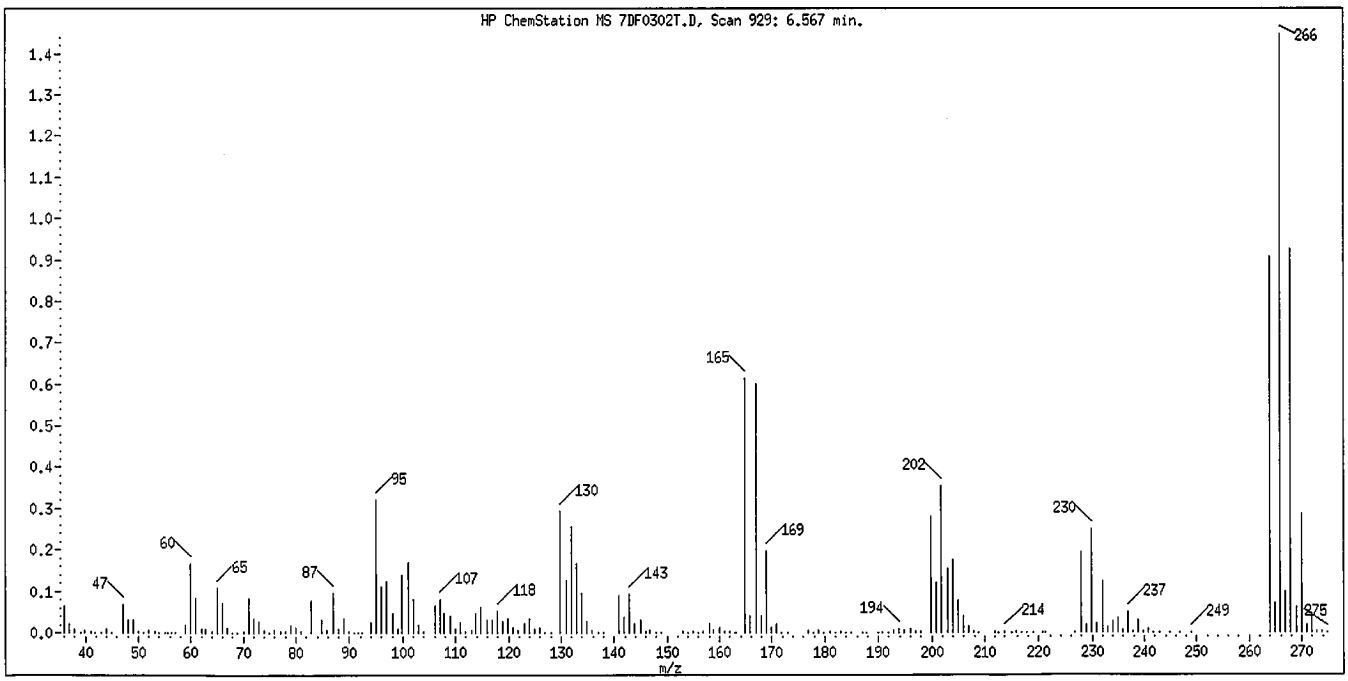

Tailing Factor = 0.866 Good
Acceptance Criteria 0 - 5
Tailing Factor = (T3 - T2) / (T2 - T1)
T1 = 6.556368 T2 = 6.567033 T3 = 6.576268

LABORATORY CONTROL SAMPLE EVALUATION REPORT

GC/MS Semivolatiles

Client Lot #...: A0B180429 **Work Order #...:** LV0FP1AC **Matrix.....:** SOLID
LCS Lot-Sample#: A0B230000-027
Prep Date.....: 02/23/10 **Analysis Date..:** 03/02/10
Prep Batch #...: 0054027
Dilution Factor: 1 **Final Wgt/Vol..:** 2 mL
Initial Wgt/Vol: 30 g

PARAMETER	PERCENT RECOVERY	RECOVERY LIMITS	METHOD
Acenaphthene	66	(45 - 110)	SW846 8270C
4-Chloro-3-methylphenol	71	(45 - 115)	SW846 8270C
2-Chlorophenol	66	(45 - 105)	SW846 8270C
1,4-Dichlorobenzene	64	(35 - 105)	SW846 8270C
2,4-Dinitrotoluene	72	(50 - 115)	SW846 8270C
4-Nitrophenol	75	(15 - 140)	SW846 8270C
N-Nitrosodi-n-propyl-amine	66	(40 - 115)	SW846 8270C
Pentachlorophenol	56	(25 - 120)	SW846 8270C
Phenol	69	(40 - 100)	SW846 8270C
Pyrene	75	(45 - 125)	SW846 8270C
1,2,4-Trichloro-benzene	61	(45 - 110)	SW846 8270C
bis(2-Ethylhexyl) phthalate	74	(45 - 125)	SW846 8270C
Acenaphthylene	69	(45 - 105)	SW846 8270C
Anthracene	74	(55 - 105)	SW846 8270C
Benzo(a)anthracene	72	(50 - 110)	SW846 8270C
Benzo(b)fluoranthene	77	(45 - 115)	SW846 8270C
Benzo(k)fluoranthene	73	(45 - 125)	SW846 8270C
Benzo(ghi)perylene	76	(40 - 125)	SW846 8270C
Benzo(a)pyrene	64	(50 - 110)	SW846 8270C
bis(2-Chloroethoxy) methane	66	(45 - 110)	SW846 8270C
bis(2-Chloroethyl)-ether	63	(40 - 105)	SW846 8270C
4-Bromophenyl phenyl ether	75	(45 - 115)	SW846 8270C
Butyl benzyl phthalate	75	(50 - 125)	SW846 8270C
Carbazole	75	(45 - 115)	SW846 8270C
4-Chloroaniline	55	(10 - 95)	SW846 8270C
2-Chloronaphthalene	67	(45 - 105)	SW846 8270C
4-Chlorophenyl phenyl ether	69	(45 - 110)	SW846 8270C

(Continued on next page)

LABORATORY CONTROL SAMPLE EVALUATION REPORT

GC/MS Semivolatiles

Client Lot #...: A0B180429 **Work Order #...:** LV0FP1AC **Matrix.....:** SOLID
LCS Lot-Sample#: A0B230000-027

PARAMETER	PERCENT RECOVERY	RECOVERY LIMITS	METHOD
Chrysene	**72**	**(55 - 110)**	**SW846 8270C**
Dibenzo(a,h)anthracene	**75**	**(40 - 125)**	**SW846 8270C**
Dibenzofuran	**68**	**(50 - 105)**	**SW846 8270C**
Di-n-butyl phthalate	**83**	**(55 - 110)**	**SW846 8270C**
1,2-Dichlorobenzene	**63**	**(45 - 95)**	**SW846 8270C**
1,3-Dichlorobenzene	**60**	**(40 - 100)**	**SW846 8270C**
3,3'-Dichlorobenzidine	**45**	**(10 - 130)**	**SW846 8270C**
2,4-Dichlorophenol	**72**	**(45 - 110)**	**SW846 8270C**
Diethyl phthalate	**71**	**(50 - 115)**	**SW846 8270C**
2,4-Dimethylphenol	**63**	**(30 - 105)**	**SW846 8270C**
Dimethyl phthalate	**70**	**(50 - 110)**	**SW846 8270C**
4,6-Dinitro-2-methylphenol	**64**	**(30 - 135)**	**SW846 8270C**
2,4-Dinitrophenol	**55**	**(15 - 130)**	**SW846 8270C**
2,6-Dinitrotoluene	**72**	**(50 - 110)**	**SW846 8270C**
Di-n-octyl phthalate	**75**	**(40 - 130)**	**SW846 8270C**
Fluoranthene	**79**	**(55 - 115)**	**SW846 8270C**
Fluorene	**68**	**(50 - 110)**	**SW846 8270C**
Hexachlorobenzene	**75**	**(45 - 120)**	**SW846 8270C**
Hexachlorobutadiene	**63**	**(40 - 115)**	**SW846 8270C**
Hexachlorocyclopenta-diene	71	(26 - 105)	SW846 8270C
Hexachloroethane	**61**	**(35 - 110)**	**SW846 8270C**
Indeno(1,2,3-cd)pyrene	**75**	**(40 - 120)**	**SW846 8270C**
Isophorone	**66**	**(45 - 110)**	**SW846 8270C**
2-Methylnaphthalene	**80**	**(45 - 105)**	**SW846 8270C**
2-Methylphenol	**68**	**(40 - 105)**	**SW846 8270C**
Naphthalene	**66**	**(40 - 105)**	**SW846 8270C**
2-Nitroaniline	**70**	**(45 - 120)**	**SW846 8270C**
3-Nitroaniline	**58**	**(25 - 110)**	**SW846 8270C**
4-Nitroaniline	**77**	**(35 - 115)**	**SW846 8270C**
Nitrobenzene	**66**	**(40 - 115)**	**SW846 8270C**
2-Nitrophenol	**66**	**(40 - 110)**	**SW846 8270C**
N-Nitrosodiphenylamine	**71**	**(50 - 115)**	**SW846 8270C**
2,2'-oxybis (1-Chloropropane)	65	(20 - 115)	SW846 8270C
Phenanthrene	**74**	**(50 - 110)**	**SW846 8270C**

(Continued on next page)

LABORATORY CONTROL SAMPLE EVALUATION REPORT

GC/MS Semivolatiles

Client Lot #...: A0B180429 **Work Order #...:** LV0FP1AC **Matrix.....:** SOLID
LCS Lot-Sample#: A0B230000-027

PARAMETER	PERCENT RECOVERY	RECOVERY LIMITS	METHOD
2,4,5-Trichlorophenol	**65**	**(50 - 110)**	**SW846 8270C**
2,4,6-Trichlorophenol	**66**	**(45 - 110)**	**SW846 8270C**
Benzoic acid	0.0	(0.0- 110)	SW846 8270C
Benzyl alcohol	**65**	**(20 - 125)**	**SW846 8270C**

SURROGATE	PERCENT RECOVERY	RECOVERY LIMITS
2-Fluorobiphenyl	63	(45 - 105)
2-Fluorophenol	68	(35 - 105)
Phenol-d5	66	(40 - 100)
2,4,6-Tribromophenol	59	(35 - 125)
Nitrobenzene-d5	63	(35 - 100)
Terphenyl-d14	83	(30 - 125)

NOTE(S):

Calculations are performed before rounding to avoid round-off errors in calculated results.

Bold print denotes control parameters

LABORATORY CONTROL SAMPLE DATA REPORT

GC/MS Semivolatiles

Client Lot #...: A0B180429 **Work Order #...:** LV0FP1AC **Matrix.....:** SOLID
LCS Lot-Sample#: A0B230000-027
Prep Date.....: 02/23/10 **Analysis Date..:** 03/02/10
Prep Batch #...: 0054027
Dilution Factor: 1 **Final Wgt/Vol..:** 2 mL
Initial Wgt/Vol: 30 g

PARAMETER	SPIKE AMOUNT	MEASURED AMOUNT	UNITS	PERCENT RECOVERY	METHOD
Acenaphthene	670	440	ug/kg	66	SW846 8270C
4-Chloro-3-methylphenol	670	470	ug/kg	71	SW846 8270C
2-Chlorophenol	670	440	ug/kg	66	SW846 8270C
1,4-Dichlorobenzene	670	430	ug/kg	64	SW846 8270C
2,4-Dinitrotoluene	670	480	ug/kg	72	SW846 8270C
4-Nitrophenol	670	500	ug/kg	75	SW846 8270C
N-Nitrosodi-n-propyl-amine	670	440	ug/kg	66	SW846 8270C
Pentachlorophenol	670	370	ug/kg	56	SW846 8270C
Phenol	670	460	ug/kg	69	SW846 8270C
Pyrene	670	500	ug/kg	75	SW846 8270C
1,2,4-Trichloro-benzene	670	410	ug/kg	61	SW846 8270C
bis(2-Ethylhexyl) phthalate	670	490	ug/kg	74	SW846 8270C
Acenaphthylene	670	460	ug/kg	69	SW846 8270C
Anthracene	670	500	ug/kg	74	SW846 8270C
Benzo(a)anthracene	670	480	ug/kg	72	SW846 8270C
Benzo(b)fluoranthene	670	510	ug/kg	77	SW846 8270C
Benzo(k)fluoranthene	670	490	ug/kg	73	SW846 8270C
Benzo(ghi)perylene	670	510	ug/kg	76	SW846 8270C
Benzo(a)pyrene	670	430	ug/kg	64	SW846 8270C
bis(2-Chloroethoxy) methane	670	440	ug/kg	66	SW846 8270C
bis(2-Chloroethyl)-ether	670	420	ug/kg	63	SW846 8270C
4-Bromophenyl phenyl ether	670	500	ug/kg	75	SW846 8270C
Butyl benzyl phthalate	670	500	ug/kg	75	SW846 8270C
Carbazole	670	500	ug/kg	75	SW846 8270C
4-Chloroaniline	670	370	ug/kg	55	SW846 8270C
2-Chloronaphthalene	670	450	ug/kg	67	SW846 8270C
4-Chlorophenyl phenyl ether	670	460	ug/kg	69	SW846 8270C

(Continued on next page)

LABORATORY CONTROL SAMPLE DATA REPORT

GC/MS Semivolatiles

Client Lot #...: A0B180429 **Work Order #...:** LV0FP1AC **Matrix.....:** SOLID
LCS Lot-Sample#: A0B230000-027

PARAMETER	SPIKE AMOUNT	MEASURED AMOUNT	UNITS	PERCENT RECOVERY	METHOD
Chrysene	**670**	**480**	**ug/kg**	**72**	**SW846 8270C**
Dibenzo(a,h)anthracene	**670**	**500**	**ug/kg**	**75**	**SW846 8270C**
Dibenzofuran	**670**	**460**	**ug/kg**	**68**	**SW846 8270C**
Di-n-butyl phthalate	**670**	**550**	**ug/kg**	**83**	**SW846 8270C**
1,2-Dichlorobenzene	**670**	**420**	**ug/kg**	**63**	**SW846 8270C**
1,3-Dichlorobenzene	**670**	**400**	**ug/kg**	**60**	**SW846 8270C**
3,3'-Dichlorobenzidine	**670**	**300**	**ug/kg**	**45**	**SW846 8270C**
2,4-Dichlorophenol	**670**	**480**	**ug/kg**	**72**	**SW846 8270C**
Diethyl phthalate	**670**	**470**	**ug/kg**	**71**	**SW846 8270C**
2,4-Dimethylphenol	**670**	**420**	**ug/kg**	**63**	**SW846 8270C**
Dimethyl phthalate	**670**	**470**	**ug/kg**	**70**	**SW846 8270C**
4,6-Dinitro-2-methylphenol	**670**	**420**	**ug/kg**	**64**	**SW846 8270C**
2,4-Dinitrophenol	**670**	**370**	**ug/kg**	**55**	**SW846 8270C**
2,6-Dinitrotoluene	**670**	**480**	**ug/kg**	**72**	**SW846 8270C**
Di-n-octyl phthalate	**670**	**500**	**ug/kg**	**75**	**SW846 8270C**
Fluoranthene	**670**	**530**	**ug/kg**	**79**	**SW846 8270C**
Fluorene	**670**	**450**	**ug/kg**	**68**	**SW846 8270C**
Hexachlorobenzene	**670**	**500**	**ug/kg**	**75**	**SW846 8270C**
Hexachlorobutadiene	**670**	**420**	**ug/kg**	**63**	**SW846 8270C**
Hexachlorocyclopenta-diene	670	480	ug/kg	71	SW846 8270C
Hexachloroethane	**670**	**400**	**ug/kg**	**61**	**SW846 8270C**
Indeno(1,2,3-cd)pyrene	**670**	**500**	**ug/kg**	**75**	**SW846 8270C**
Isophorone	**670**	**440**	**ug/kg**	**66**	**SW846 8270C**
2-Methylnaphthalene	**670**	**530**	**ug/kg**	**80**	**SW846 8270C**
2-Methylphenol	**670**	**450**	**ug/kg**	**68**	**SW846 8270C**
Naphthalene	**670**	**440**	**ug/kg**	**66**	**SW846 8270C**
2-Nitroaniline	**670**	**470**	**ug/kg**	**70**	**SW846 8270C**
3-Nitroaniline	**670**	**390**	**ug/kg**	**58**	**SW846 8270C**
4-Nitroaniline	**670**	**510**	**ug/kg**	**77**	**SW846 8270C**
Nitrobenzene	**670**	**440**	**ug/kg**	**66**	**SW846 8270C**
2-Nitrophenol	**670**	**440**	**ug/kg**	**66**	**SW846 8270C**
N-Nitrosodiphenylamine	**670**	**480**	**ug/kg**	**71**	**SW846 8270C**
2,2'-oxybis (1-Chloropropane)	670	440	ug/kg	65	SW846 8270C
Phenanthrene	**670**	**490**	**ug/kg**	**74**	**SW846 8270C**

(Continued on next page)

LABORATORY CONTROL SAMPLE DATA REPORT

GC/MS Semivolatiles

Client Lot #...: A0B180429 **Work Order #...:** LV0FP1AC **Matrix.....:** SOLID
LCS Lot-Sample#: A0B230000-027

PARAMETER	SPIKE AMOUNT	MEASURED AMOUNT	UNITS	PERCENT RECOVERY	METHOD
2,4,5-Trichloro-phenol	**670**	**430**	**ug/kg**	**65**	**SW846 8270C**
2,4,6-Trichloro-phenol	**670**	**440**	**ug/kg**	**66**	**SW846 8270C**
Benzoic acid	670	0.0	ug/kg	0.0	SW846 8270C
Benzyl alcohol	**670**	**440**	**ug/kg**	**65**	**SW846 8270C**

SURROGATE	PERCENT RECOVERY	RECOVERY LIMITS
2-Fluorobiphenyl	63	(45 - 105)
2-Fluorophenol	68	(35 - 105)
Phenol-d5	66	(40 - 100)
2,4,6-Tribromophenol	59	(35 - 125)
Nitrobenzene-d5	63	(35 - 100)
Terphenyl-d14	83	(30 - 125)

NOTE(S):

Calculations are performed before rounding to avoid round-off errors in calculated results.

Bold print denotes control parameters

TestAmerica North Canton

Semivolatile REPORT SW-846 Method 8270

Data file : \\cansvr11\dd\chem\MSS\a4hp7.i\00302a.b\LV0FP1AC.D
Lab Smp Id: lv0fp1ac Client Smp ID: INTRA-LAB CHECK
Inj Date : 02-MAR-2010 10:56
Operator : 001710 Inst ID: a4hp7.i
Smp Info : lv0fp1ac,00302a.b,8270C-625,1-827042d.sub
Misc Info :
Comment   :
Method   : \\cansvr11\dd\chem\MSS\a4hp7.i\00302a.b\8270C-625.m
Meth Date : 03-Mar-2010 13:33 gruberj Quant Type: ISTD
Cal Date : 01-MAR-2010 20:53 Cal File: 7AL0301.D
Als bottle: 6 QC Sample: METHOD SPIKE
Dil Factor: 1.00000
Integrator: HP RTE Compound Sublist: 1-827042d.sub
Target Version: 4.14
Processing Host: CANPMSSV01

Concentration Formula: Amt * DF * Uf * Vt/(Vi * Ws *) * CpndVariable

Name	Value	Description
DF	1.000	Dilution Factor
Uf	1.000	ng unit correction factor
Vt	2000.000	Volume of final extract (uL)(1000 low, 2
Vi	0.50000	Volume injected (uL)
Ws	30.000	Weight of sample extracted (g)
Cpnd Variable		Local Compound Variable

	Compounds	QUANT SIG MASS	RT	EXP RT	REL RT	RESPONSE	CONCENTRATIONS ON-COLUMN (NG)	FINAL (ug/kg)
* 1	1,4-Dichlorobenzene-d4	152	3.464	3.470	(1.000)	352855	2.00000	
* 2	Naphthalene-d8	136	4.357	4.358	(1.000)	1493853	2.00000	
* 3	Acenaphthene-d10	164	5.625	5.625	(1.000)	785574	2.00000	
* 4	Phenanthrene-d10	188	6.711	6.711	(1.000)	1213292	2.00000	
* 5	Chrysene-d12	240	8.663	8.663	(1.000)	1451578	2.00000	
* 6	Perylene-d12	264	10.027	10.027	(1.000)	1315044	2.00000	
9	Pyridine	79	1.886	1.876	(0.545)	537538	2.37120	316.16
10	N-Nitrosodimethylamine	74	1.854	1.844	(0.535)	439902	3.36314	448.42
11	Ethyl methacrylate	69	Compound Not Detected.					
12	3-Chloropropionitrile	54	Compound Not Detected.					
13	Malononitrile	66	Compound Not Detected.					
209	Benzaldehyde	77	3.170	3.176	(0.915)	499392	3.32030	442.71
21	Aniline	93	3.240	3.245	(0.935)	783443	2.17142	289.52
22	Phenol	94	3.191	3.186	(0.921)	978329	3.44310	459.08
23	bis(2-Chloroethyl)ether	93	3.261	3.261	(0.941)	792303	3.15915	421.22
24	2-Chlorophenol	128	3.325	3.331	(0.960)	750299	3.31479	441.97
26	1,3-Dichlorobenzene	146	3.432	3.432	(0.991)	703964	2.98846	398.46
27	1,4-Dichlorobenzene	146	3.475	3.480	(1.003)	739067	3.19264	425.68

28	1,2-Dichlorobenzene	146	3.587	3.587 (1.036)	710881	3.15743	420.99
29	Benzyl Alcohol	108	3.539	3.539 (1.022)	486589	3.27227	436.30

	Compounds	QUANT SIG MASS	RT	EXP RT	REL RT	RESPONSE	CONCENTRATIONS ON-COLUMN (NG)	FINAL (ug/kg)
30	2-Methylphenol	108	3.603	3.603	(1.040)	667343	3.38212	450.95
31	bis(2-Chloroisopropyl)ether	45	3.625	3.625	(1.046)	1295688	3.26623	435.50
37	Acetophenone	105	3.726	3.732	(1.076)	983962	3.13844	418.46
32	N-Nitroso-di-n-propylamine	70	3.716	3.721	(1.073)	572470	3.32281	443.04
192	4-Methylphenol	108	3.705	3.705	(1.069)	1409017	6.57377	876.50
34	Hexachloroethane	117	3.823	3.828	(1.103)	279557	3.03590	404.79
35	Nitrobenzene	77	3.855	3.855	(0.885)	811324	3.29552	439.40
41	Isophorone	82	4.010	4.015	(0.920)	1505803	3.28168	437.56
42	2-Nitrophenol	139	4.079	4.079	(0.936)	401162	3.27698	436.93(Q)
43	2,4-Dimethylphenol	107	4.079	4.079	(0.936)	657965	3.14318	419.09
44	bis(2-Chloroethoxy)methane	93	4.144	4.144	(0.951)	902484	3.31476	441.97
46	2,4-Toluenediamene	121	Compound Not Detected.					
47	1,3,5-Trichlorobenzene	180	Compound Not Detected.					
48	2,4-Dichlorophenol	162	4.245	4.245	(0.974)	549999	3.59435	479.25
49	Benzoic Acid	122	Compound Not Detected.					
50	1,2,4-Trichlorobenzene	180	4.309	4.315	(0.989)	573911	3.06530	408.71
51	Naphthalene	128	4.374	4.374	(1.004)	2199118	3.31045	441.39
52	4-Chloroaniline	127	4.390	4.395	(1.007)	672443	2.73778	365.04
56	Hexachlorobutadiene	225	4.454	4.454	(1.022)	305413	3.13914	418.55
210	Caprolactam	113	4.630	4.641	(1.063)	274539	3.61968	482.62
57	1,2,3-Trichlorobenzene	180	Compound Not Detected.					
59	4-Chloro-3-Methylphenol	107	4.721	4.721	(1.083)	680853	3.54392	472.52
62	2-Methylnaphthalene	142	4.866	4.866	(1.117)	1428949	3.97828	530.44
63	1-Methylnaphthalene	142	4.940	4.941	(1.134)	1411108	3.36025	448.03
64	Hexachlorocyclopentadiene	237	4.983	4.983	(0.886)	397270	3.57091	476.12
66	2,4,6-Trichlorophenol	196	5.058	5.058	(0.899)	374003	3.31765	442.35
67	2,4,5-Trichlorophenol	196	5.090	5.090	(0.905)	410027	3.24532	432.71
211	1,1'-Biphenyl	154	5.192	5.197	(0.923)	1754751	3.22027	429.37
68	1,2,3,5-Tetrachlorobenzene	216	Compound Not Detected.					
70	2-Chloronaphthalene	162	5.219	5.224	(0.928)	1319941	3.35286	447.05
73	2-Nitroaniline	65	5.277	5.278	(0.938)	482099	3.51121	468.16
74	1,2,3,4-Tetrachlorobenzene	216	Compound Not Detected.					
76	Dimethylphthalate	163	5.390	5.395	(0.958)	1600358	3.49674	466.23
78	2,6-Dinitrotoluene	165	5.443	5.443	(0.968)	382653	3.60990	481.32
79	Acenaphthylene	152	5.523	5.529	(0.982)	2247551	3.45238	460.32
80	1,2-Dinitrobenzene	168	5.486	5.492	(0.975)	189300	3.61752	482.34
81	3-Nitroaniline	138	5.572	5.572	(0.990)	357394	2.90271	387.03
82	Acenaphthene	153	5.652	5.652	(1.005)	1416384	3.28169	437.56
83	2,4-Dinitrophenol	184	5.641	5.647	(1.003)	184480	2.75220	366.96(Q)
85	4-Nitrophenol	109	5.668	5.673	(1.008)	207167	3.74445	499.26
86	Dibenzofuran	168	5.770	5.775	(1.026)	1933627	3.41900	455.87(R)
87	2,4-Dinitrotoluene	165	5.737	5.738	(1.020)	528619	3.62369	483.16
91	2,3,5,6-Tetrachlorophenol	232	5.823	5.823	(1.035)	268924	2.50345	333.79
93	Diethylphthalate	149	5.898	5.898	(1.048)	1698184	3.54748	473.00
94	Fluorene	166	6.021	6.026	(1.070)	1646357	3.38610	451.48
95	4-Chlorophenyl-phenylether	204	6.005	6.005	(1.068)	744907	3.46465	461.95
96	4-Nitroaniline	138	6.016	6.021	(1.069)	485013	3.82761	510.35
98	4,6-Dinitro-2-methylphenol	198	6.037	6.037	(0.900)	282834	3.18525	424.70
99	N-Nitrosodiphenylamine	169	6.085	6.085	(0.907)	1209798	3.57194	476.26
100	1,2-Diphenylhydrazine	77	6.117	6.123	(0.912)	1835720	3.61950	482.60
106	4-Bromophenyl-phenylether	248	6.363	6.363	(0.948)	449723	3.75947	501.26
107	Hexachlorobenzene	284	6.433	6.433	(0.959)	435229	3.75318	500.42

212 Atrazine	200	6.449	6.454 (0.961)	467876	6.12297	816.40(R)
111 Pentachlorophenol	266	6.566	6.567 (0.978)	216977	2.79566	372.76

Compounds	QUANT SIG MASS	RT	EXP RT	REL RT	RESPONSE	CONCENTRATIONS ON-COLUMN (NG)	CONCENTRATIONS FINAL (ug/kg)
115 Phenanthrene	178	6.727	6.727	(1.002)	2430271	3.70765	494.35
116 Anthracene	178	6.764	6.765	(1.008)	2458281	3.72369	496.49
119 Carbazole	167	6.866	6.866	(1.023)	2368493	3.75138	500.18
120 Di-n-Butylphthalate	149	7.075	7.075	(1.054)	3013264	4.15359	553.81
123 Fluoranthene	202	7.593	7.599	(1.131)	2638725	3.97438	529.92
124 Benzidine	184	Compound Not Detected.					
125 Pyrene	202	7.770	7.770	(0.897)	2691000	3.76546	502.06
131 Butylbenzylphthalate	149	8.176	8.182	(0.944)	1315888	3.74951	499.93
133 3,3'-Dimethoxybenzidine	244	Compound Not Detected.					
135 3,3'-Dichlorobenzidine	252	8.604	8.610	(0.993)	587944	2.25531	300.71
136 Benzo(a)Anthracene	228	8.652	8.653	(0.999)	2569380	3.58580	478.11
137 Chrysene	228	8.685	8.685	(1.002)	2397865	3.59954	479.94
138 4,4'-Methylene bis(o-chloroan	231	Compound Not Detected.					
139 bis(2-ethylhexyl)Phthalate	149	8.588	8.588	(0.991)	1852926	3.71047	494.73
140 Di-n-octylphthalate	149	9.102	9.107	(0.908)	2969505	3.76049	501.40
141 Benzo(b)fluoranthene	252	9.604	9.610	(0.958)	2557327	3.85999	514.66
142 Benzo(k)fluoranthene	252	9.631	9.637	(0.961)	2687672	3.67112	489.48
146 Benzo(a)pyrene	252	9.968	9.968	(0.994)	2032160	3.21049	428.06
149 Indeno(1,2,3-cd)pyrene	276	11.498	11.503	(1.147)	2656047	3.76461	501.95
150 Dibenz(a,h)anthracene	278	11.503	11.509	(1.147)	2216373	3.76940	502.59
151 Benzo(g,h,i)perylene	276	11.942	11.953	(1.191)	2204390	3.82368	509.82
198 1,4-Dioxane	88	1.699	1.683	(0.491)	135555	1.58916	211.89
$ 154 Nitrobenzene-d5	82	3.839	3.844	(0.881)	827598	3.13290	417.72
$ 155 2-Fluorobiphenyl	172	5.117	5.117	(0.910)	1412356	3.17028	422.70
$ 156 Terphenyl-d14	244	7.845	7.845	(0.906)	1862052	4.13585	551.45
$ 157 Phenol-d5	99	3.181	3.181	(0.918)	1306686	4.94985	659.98
$ 158 2-Fluorophenol	112	2.614	2.603	(0.755)	1024598	5.07939	677.25
$ 159 2,4,6-Tribromophenol	330	6.197	6.198	(1.102)	243176	4.42397	589.86
$ 186 2-Chlorophenol-d4	132	3.314	3.315	(0.957)	1070569	5.16381	688.51
$ 187 1,2-Dichlorobenzene-d4	152	3.577	3.582	(1.032)	415008	2.92524	390.03
M 195 Cresols, total	100				2076360	9.95589	1327.4
101 Diphenylamine	169	6.085	6.085	(0.907)	1209798	3.57194	476.26

QC Flag Legend

Q - Qualifier signal failed the ratio test.
R - Spike/Surrogate failed recovery limits.

TestAmerica North Canton

INTERNAL STANDARD COMPOUNDS
AREA AND RT SUMMARY

Instrument ID: a4hp7.i
Lab File ID: LV0FP1AC.D
Lab Smp Id: lv0fp1ac
Analysis Type: SV
Quant Type: ISTD
Operator: 001710
Method File: \\cansvr11\dd\chem\MSS\a4hp7.i\00302a.b\8270C-625.m
Misc Info:

Calibration Date: 02-MAR-2010
Calibration Time: 09:36
Client Smp ID: INTRA-LAB CHECK
Level: LOW
Sample Type: SOIL

		AREA LIMIT			
COMPOUND	STANDARD	LOWER	UPPER	SAMPLE	%DIFF
1 1,4-Dichlorobenze	314430	157215	628860	352855	12.22
2 Naphthalene-d8	1302947	651474	2605894	1493853	14.65
3 Acenaphthene-d10	667302	333651	1334604	785574	17.72
4 Phenanthrene-d10	1052286	526143	2104572	1213292	15.30
5 Chrysene-d12	1252372	626186	2504744	1451578	15.91
6 Perylene-d12	1122003	561002	2244006	1315044	17.21

		RT LIMIT			
COMPOUND	STANDARD	LOWER	UPPER	SAMPLE	%DIFF
1 1,4-Dichlorobenze	3.47	2.97	3.97	3.46	-0.16
2 Naphthalene-d8	4.36	3.86	4.86	4.36	-0.00
3 Acenaphthene-d10	5.63	5.13	6.13	5.63	-0.00
4 Phenanthrene-d10	6.71	6.21	7.21	6.71	-0.00
5 Chrysene-d12	8.66	8.16	9.16	8.66	-0.00
6 Perylene-d12	10.03	9.53	10.53	10.03	-0.00

AREA UPPER LIMIT = +100% of internal standard area.
AREA LOWER LIMIT = - 50% of internal standard area.
RT UPPER LIMIT = + 0.50 minutes of internal standard RT.
RT LOWER LIMIT = - 0.50 minutes of internal standard RT.

Data File: \\cansvr11\dd\chem\MSS\a4hp7.i\00302a.b\LV0FP1AC.D

Page 1

Date : 02-MAR-2010 10:56

Client ID: INTRA-LAB CHECK

Instrument: a4hp7.i

Sample Info: lv0fp1ac,00302a.b,8270C-625,1-827042d.sub

Volume Injected (uL): 0.5

Operator: 001710

Column phase: db5.625

Column diameter: 0.32

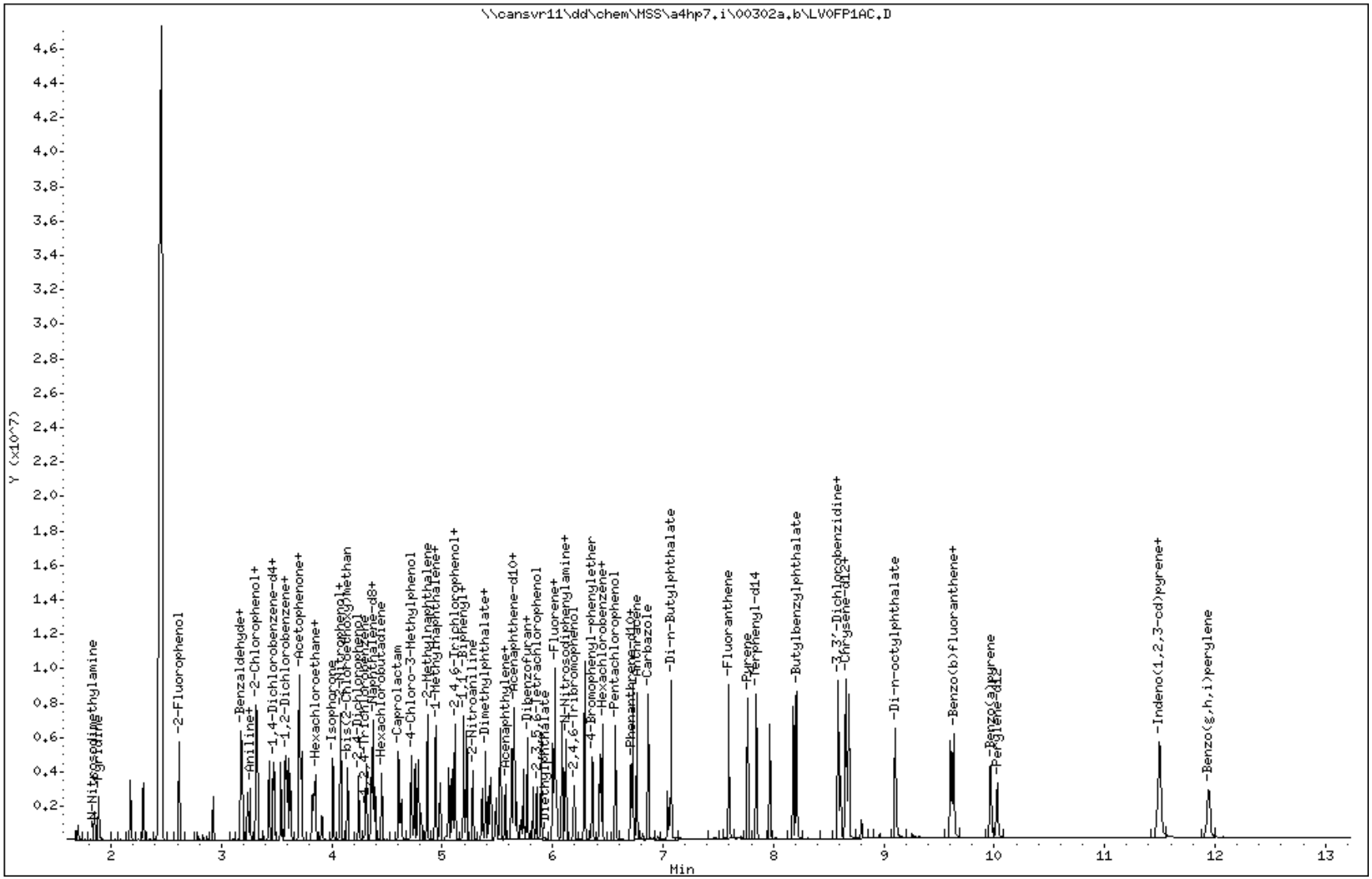

METHOD BLANK REPORT

GC/MS Semivolatiles

Client Lot #...: A0B180429 **Work Order #...:** LV0FP1AA **Matrix.....:** SOLID
MB Lot-Sample #: A0B230000-027

Prep Date.....: 02/23/10 **Final Wgt/Vol..:** 2 mL
Analysis Date..: 03/02/10 **Prep Batch #...:** 0054027
Dilution Factor: 1 **Initial Wgt/Vol:** 30 g

PARAMETER	RESULT	REPORTING LIMIT	UNITS	METHOD
Acenaphthene	ND	6.7	ug/kg	SW846 8270C
Acenaphthylene	ND	6.7	ug/kg	SW846 8270C
Anthracene	ND	6.7	ug/kg	SW846 8270C
Benzo(a)anthracene	ND	6.7	ug/kg	SW846 8270C
Benzo(b)fluoranthene	ND	6.7	ug/kg	SW846 8270C
Benzo(k)fluoranthene	ND	6.7	ug/kg	SW846 8270C
Benzo(ghi)perylene	ND	6.7	ug/kg	SW846 8270C
Benzo(a)pyrene	ND	6.7	ug/kg	SW846 8270C
Chrysene	ND	6.7	ug/kg	SW846 8270C
Fluoranthene	ND	6.7	ug/kg	SW846 8270C
Fluorene	ND	6.7	ug/kg	SW846 8270C
Indeno(1,2,3-cd)pyrene	ND	6.7	ug/kg	SW846 8270C
Naphthalene	ND	6.7	ug/kg	SW846 8270C
Phenanthrene	ND	6.7	ug/kg	SW846 8270C
Pyrene	ND	6.7	ug/kg	SW846 8270C
Dibenzo(a,h)anthracene	ND	6.7	ug/kg	SW846 8270C
Benzoic acid	ND	800	ug/kg	SW846 8270C
Benzyl alcohol	ND	330	ug/kg	SW846 8270C
bis(2-Chloroethoxy) methane	ND	330	ug/kg	SW846 8270C
bis(2-Chloroethyl)-ether	ND	330	ug/kg	SW846 8270C
bis(2-Chloroisopropyl) ether	ND	330	ug/kg	SW846 8270C
bis(2-Ethylhexyl) phthalate	ND	330	ug/kg	SW846 8270C
4-Bromophenyl phenyl ether	ND	330	ug/kg	SW846 8270C
Butyl benzyl phthalate	ND	330	ug/kg	SW846 8270C
4-Chloroaniline	ND	330	ug/kg	SW846 8270C
4-Chloro-3-methylphenol	ND	330	ug/kg	SW846 8270C
2-Chloronaphthalene	ND	330	ug/kg	SW846 8270C
2-Chlorophenol	ND	330	ug/kg	SW846 8270C
4-Chlorophenyl phenyl ether	ND	330	ug/kg	SW846 8270C
Dibenzofuran	ND	330	ug/kg	SW846 8270C
Di-n-butyl phthalate	ND	330	ug/kg	SW846 8270C
1,2-Dichlorobenzene	ND	330	ug/kg	SW846 8270C
1,3-Dichlorobenzene	ND	330	ug/kg	SW846 8270C
1,4-Dichlorobenzene	ND	330	ug/kg	SW846 8270C
3,3'-Dichlorobenzidine	ND	330	ug/kg	SW846 8270C

(Continued on next page)

METHOD BLANK REPORT

GC/MS Semivolatiles

Client Lot #...: A0B180429 **Work Order #...:** LV0FP1AA **Matrix.....:** SOLID

PARAMETER	RESULT	REPORTING LIMIT	UNITS	METHOD
2,4-Dichlorophenol	ND	330	ug/kg	SW846 8270C
Diethyl phthalate	ND	330	ug/kg	SW846 8270C
2,4-Dimethylphenol	ND	330	ug/kg	SW846 8270C
Dimethyl phthalate	ND	330	ug/kg	SW846 8270C
Di-n-octyl phthalate	ND	330	ug/kg	SW846 8270C
4,6-Dinitro-2-methylphenol	ND	800	ug/kg	SW846 8270C
2,4-Dinitrophenol	ND	800	ug/kg	SW846 8270C
2,4-Dinitrotoluene	ND	330	ug/kg	SW846 8270C
2,6-Dinitrotoluene	ND	330	ug/kg	SW846 8270C
Hexachlorobenzene	ND	330	ug/kg	SW846 8270C
Hexachlorobutadiene	ND	330	ug/kg	SW846 8270C
Hexachlorocyclopenta-diene	ND	330	ug/kg	SW846 8270C
Hexachloroethane	ND	330	ug/kg	SW846 8270C
Isophorone	ND	330	ug/kg	SW846 8270C
2-Methylnaphthalene	ND	330	ug/kg	SW846 8270C
2-Methylphenol	ND	330	ug/kg	SW846 8270C
2-Nitroaniline	ND	800	ug/kg	SW846 8270C
3-Nitroaniline	ND	800	ug/kg	SW846 8270C
4-Nitroaniline	ND	800	ug/kg	SW846 8270C
Nitrobenzene	ND	330	ug/kg	SW846 8270C
2-Nitrophenol	ND	330	ug/kg	SW846 8270C
4-Nitrophenol	ND	800	ug/kg	SW846 8270C
N-Nitrosodi-n-propyl-amine	ND	330	ug/kg	SW846 8270C
N-Nitrosodiphenylamine	ND	330	ug/kg	SW846 8270C
Pentachlorophenol	ND	330	ug/kg	SW846 8270C
Phenol	ND	330	ug/kg	SW846 8270C
1,2,4-Trichloro-benzene	ND	330	ug/kg	SW846 8270C
2,4,5-Trichloro-phenol	ND	330	ug/kg	SW846 8270C
2,4,6-Trichloro-phenol	ND	330	ug/kg	SW846 8270C
Carbazole	ND	50	ug/kg	SW846 8270C
3-Methylphenol & 4-Methylphenol	ND	330	ug/kg	SW846 8270C

SURROGATE	PERCENT RECOVERY	RECOVERY LIMITS
2-Fluorobiphenyl	66	(45 - 105)
2-Fluorophenol	72	(35 - 105)
Phenol-d5	71	(40 - 100)
2,4,6-Tribromophenol	52	(35 - 125)

(Continued on next page)

METHOD BLANK REPORT

GC/MS Semivolatiles

Client Lot #...: A0B180429 **Work Order #...:** LV0FP1AA **Matrix.....:** SOLID

PARAMETER	RESULT	REPORTING LIMIT	UNITS	METHOD
Nitrobenzene-d5	61	(35 - 100)		
Terphenyl-d14	89	(30 - 125)		

NOTE(S):

Calculations are performed before rounding to avoid round-off errors in calculated results.

TestAmerica North Canton

Semivolatile REPORT SW-846 Method 8270

Data file : \\cansvr11\dd\chem\MSS\a4hp7.i\00302a.b\LV0FP1AA.D
Lab Smp Id: lv0fp1aa Client Smp ID: INTRA-LAB BLANK
Inj Date : 02-MAR-2010 10:37
Operator : 001710 Inst ID: a4hp7.i
Smp Info : lv0fp1aa,00302a.b,8270C-625,1-827042d.sub
Misc Info :
Comment   :
Method   : \\cansvr11\dd\chem\MSS\a4hp7.i\00302a.b\8270C-625.m
Meth Date : 04-Mar-2010 10:09 gruberj Quant Type: ISTD
Cal Date : 01-MAR-2010 20:53 Cal File: 7AL0301.D
Als bottle: 5 QC Sample: METHOD BLANK
Dil Factor: 1.00000
Integrator: HP RTE Compound Sublist: 1-827042d.sub
Target Version: 4.14
Processing Host: CANPMSSV01

Concentration Formula: Amt * DF * Uf * Vt/(Vi * Ws *) * CpndVariable

Name	Value	Description
DF	1.000	Dilution Factor
Uf	1.000	ng unit correction factor
Vt	2000.000	Volume of final extract (uL)(1000 low, 2
Vi	0.50000	Volume injected (uL)
Ws	30.000	Weight of sample extracted (g)
Cpnd Variable		Local Compound Variable

Compounds	QUANT SIG MASS	RT	EXP RT	REL RT	RESPONSE	CONCENTRATIONS ON-COLUMN (NG)	FINAL (ug/kg)	
* 1 1,4-Dichlorobenzene-d4	152	3.464	3.470	(1.000)	345994	2.00000		(Q)
* 2 Naphthalene-d8	136	4.358	4.358	(1.000)	1459296	2.00000		
* 3 Acenaphthene-d10	164	5.625	5.625	(1.000)	750948	2.00000		
* 4 Phenanthrene-d10	188	6.706	6.711	(1.000)	1150725	2.00000		
* 5 Chrysene-d12	240	8.658	8.663	(1.000)	1293874	2.00000		
* 6 Perylene-d12	264	10.022	10.027	(1.000)	1153399	2.00000		
9 Pyridine	79	Compound Not Detected.						
10 N-Nitrosodimethylamine	74	Compound Not Detected.						
11 Ethyl methacrylate	69	Compound Not Detected.						
12 3-Chloropropionitrile	54	Compound Not Detected.						
13 Malononitrile	66	Compound Not Detected.						
209 Benzaldehyde	77	Compound Not Detected.						
21 Aniline	93	Compound Not Detected.						
22 Phenol	94	Compound Not Detected.						
23 bis(2-Chloroethyl)ether	93	Compound Not Detected.						
24 2-Chlorophenol	128	Compound Not Detected.						
26 1,3-Dichlorobenzene	146	Compound Not Detected.						
27 1,4-Dichlorobenzene	146	Compound Not Detected.						

28	1,2-Dichlorobenzene	146	Compound Not Detected.
29	Benzyl Alcohol	108	Compound Not Detected.

	Compounds	QUANT SIG MASS	RT	EXP RT	REL RT	RESPONSE	CONCENTRATIONS ON-COLUMN (NG)	CONCENTRATIONS FINAL (ug/kg)
30	2-Methylphenol	108	Compound Not Detected.					
31	bis(2-Chloroisopropyl)ether	45	Compound Not Detected.					
37	Acetophenone	105	Compound Not Detected.					
32	N-Nitroso-di-n-propylamine	70	Compound Not Detected.					
192	4-Methylphenol	108	Compound Not Detected.					
34	Hexachloroethane	117	Compound Not Detected.					
35	Nitrobenzene	77	Compound Not Detected.					
41	Isophorone	82	Compound Not Detected.					
42	2-Nitrophenol	139	Compound Not Detected.					
43	2,4-Dimethylphenol	107	Compound Not Detected.					
44	bis(2-Chloroethoxy)methane	93	Compound Not Detected.					
46	2,4-Toluenediamene	121	Compound Not Detected.					
47	1,3,5-Trichlorobenzene	180	Compound Not Detected.					
48	2,4-Dichlorophenol	162	Compound Not Detected.					
49	Benzoic Acid	122	Compound Not Detected.					
50	1,2,4-Trichlorobenzene	180	Compound Not Detected.					
51	Naphthalene	128	Compound Not Detected.					
52	4-Chloroaniline	127	Compound Not Detected.					
56	Hexachlorobutadiene	225	Compound Not Detected.					
210	Caprolactam	113	Compound Not Detected.					
57	1,2,3-Trichlorobenzene	180	Compound Not Detected.					
59	4-Chloro-3-Methylphenol	107	Compound Not Detected.					
62	2-Methylnaphthalene	142	Compound Not Detected.					
63	1-Methylnaphthalene	142	Compound Not Detected.					
64	Hexachlorocyclopentadiene	237	Compound Not Detected.					
66	2,4,6-Trichlorophenol	196	Compound Not Detected.					
67	2,4,5-Trichlorophenol	196	Compound Not Detected.					
211	1,1'-Biphenyl	154	Compound Not Detected.					
68	1,2,3,5-Tetrachlorobenzene	216	Compound Not Detected.					
70	2-Chloronaphthalene	162	Compound Not Detected.					
73	2-Nitroaniline	65	Compound Not Detected.					
74	1,2,3,4-Tetrachlorobenzene	216	Compound Not Detected.					
76	Dimethylphthalate	163	Compound Not Detected.					
78	2,6-Dinitrotoluene	165	Compound Not Detected.					
79	Acenaphthylene	152	Compound Not Detected.					
80	1,2-Dinitrobenzene	168	Compound Not Detected.					
81	3-Nitroaniline	138	Compound Not Detected.					
82	Acenaphthene	153	Compound Not Detected.					
83	2,4-Dinitrophenol	184	Compound Not Detected.					
85	4-Nitrophenol	109	Compound Not Detected.					
86	Dibenzofuran	168	Compound Not Detected.					
87	2,4-Dinitrotoluene	165	Compound Not Detected.					
91	2,3,5,6-Tetrachlorophenol	232	Compound Not Detected.					
93	Diethylphthalate	149	Compound Not Detected.					
94	Fluorene	166	Compound Not Detected.					
95	4-Chlorophenyl-phenylether	204	Compound Not Detected.					
96	4-Nitroaniline	138	Compound Not Detected.					
98	4,6-Dinitro-2-methylphenol	198	Compound Not Detected.					
99	N-Nitrosodiphenylamine	169	Compound Not Detected.					
100	1,2-Diphenylhydrazine	77	Compound Not Detected.					
106	4-Bromophenyl-phenylether	248	Compound Not Detected.					
107	Hexachlorobenzene	284	Compound Not Detected.					

212	Atrazine	200	Compound Not Detected.
111	Pentachlorophenol	266	Compound Not Detected.

	Compounds	QUANT SIG MASS	RT	EXP RT	REL RT	RESPONSE	CONCENTRATIONS ON-COLUMN (NG)	FINAL (ug/kg)
115	Phenanthrene	178	Compound Not Detected.					
116	Anthracene	178	Compound Not Detected.					
119	Carbazole	167	Compound Not Detected.					
120	Di-n-Butylphthalate	149	Compound Not Detected.					
123	Fluoranthene	202	Compound Not Detected.					
124	Benzidine	184	Compound Not Detected.					
125	Pyrene	202	Compound Not Detected.					
131	Butylbenzylphthalate	149	Compound Not Detected.					
133	3,3'-Dimethoxybenzidine	244	Compound Not Detected.					
135	3,3'-Dichlorobenzidine	252	Compound Not Detected.					
136	Benzo(a)Anthracene	228	Compound Not Detected.					
137	Chrysene	228	Compound Not Detected.					
138	4,4'-Methylene bis(o-chloroan	231	Compound Not Detected.					
139	bis(2-ethylhexyl)Phthalate	149	Compound Not Detected.					
140	Di-n-octylphthalate	149	Compound Not Detected.					
141	Benzo(b)fluoranthene	252	Compound Not Detected.					
142	Benzo(k)fluoranthene	252	Compound Not Detected.					
146	Benzo(a)pyrene	252	Compound Not Detected.					
149	Indeno(1,2,3-cd)pyrene	276	Compound Not Detected.					
150	Dibenz(a,h)anthracene	278	Compound Not Detected.					
151	Benzo(g,h,i)perylene	276	Compound Not Detected.					
198	1,4-Dioxane	88	Compound Not Detected.					
$ 154	Nitrobenzene-d5	82	3.839	3.844	(0.881)	780854	3.02594	403.46
$ 155	2-Fluorobiphenyl	172	5.117	5.117	(0.910)	1395858	3.27772	437.03
$ 156	Terphenyl-d14	244	7.845	7.845	(0.906)	1789899	4.46015	594.69
$ 157	Phenol-d5	99	3.181	3.181	(0.918)	1370539	5.29468	705.96
$ 158	2-Fluorophenol	112	2.619	2.603	(0.756)	1070841	5.41391	721.85
$ 159	2,4,6-Tribromophenol	330	6.198	6.198	(1.102)	203957	3.88157	517.54
$ 186	2-Chlorophenol-d4	132	3.315	3.315	(0.957)	1100831	5.41507	722.01
$ 187	1,2-Dichlorobenzene-d4	152	3.577	3.582	(1.032)	419064	3.01241	401.65
M 195	Cresols, total	100	Compound Not Detected.					
101	Diphenylamine	169	Compound Not Detected.					

QC Flag Legend

Q - Qualifier signal failed the ratio test.

TestAmerica North Canton

INTERNAL STANDARD COMPOUNDS
AREA AND RT SUMMARY

Instrument ID: a4hp7.i
Lab File ID: LV0FP1AA.D
Lab Smp Id: lv0fp1aa
Analysis Type: SV
Quant Type: ISTD
Operator: 001710
Method File: \\cansvr11\dd\chem\MSS\a4hp7.i\00302a.b\8270C-625.m
Misc Info:

Calibration Date: 02-MAR-2010
Calibration Time: 09:36
Client Smp ID: INTRA-LAB BLANK
Level: LOW
Sample Type: SOIL

		AREA LIMIT			
COMPOUND	STANDARD	LOWER	UPPER	SAMPLE	%DIFF
1 1,4-Dichlorobenze	314430	157215	628860	345994	10.04
2 Naphthalene-d8	1302947	651474	2605894	1459296	12.00
3 Acenaphthene-d10	667302	333651	1334604	750948	12.53
4 Phenanthrene-d10	1052286	526143	2104572	1150725	9.35
5 Chrysene-d12	1252372	626186	2504744	1293874	3.31
6 Perylene-d12	1122003	561002	2244006	1153399	2.80

		RT LIMIT			
COMPOUND	STANDARD	LOWER	UPPER	SAMPLE	%DIFF
1 1,4-Dichlorobenze	3.47	2.97	3.97	3.46	-0.15
2 Naphthalene-d8	4.36	3.86	4.86	4.36	0.00
3 Acenaphthene-d10	5.63	5.13	6.13	5.63	0.00
4 Phenanthrene-d10	6.71	6.21	7.21	6.71	-0.08
5 Chrysene-d12	8.66	8.16	9.16	8.66	-0.06
6 Perylene-d12	10.03	9.53	10.53	10.02	-0.05

AREA UPPER LIMIT = +100% of internal standard area.
AREA LOWER LIMIT = - 50% of internal standard area.
RT UPPER LIMIT = + 0.50 minutes of internal standard RT.
RT LOWER LIMIT = - 0.50 minutes of internal standard RT.

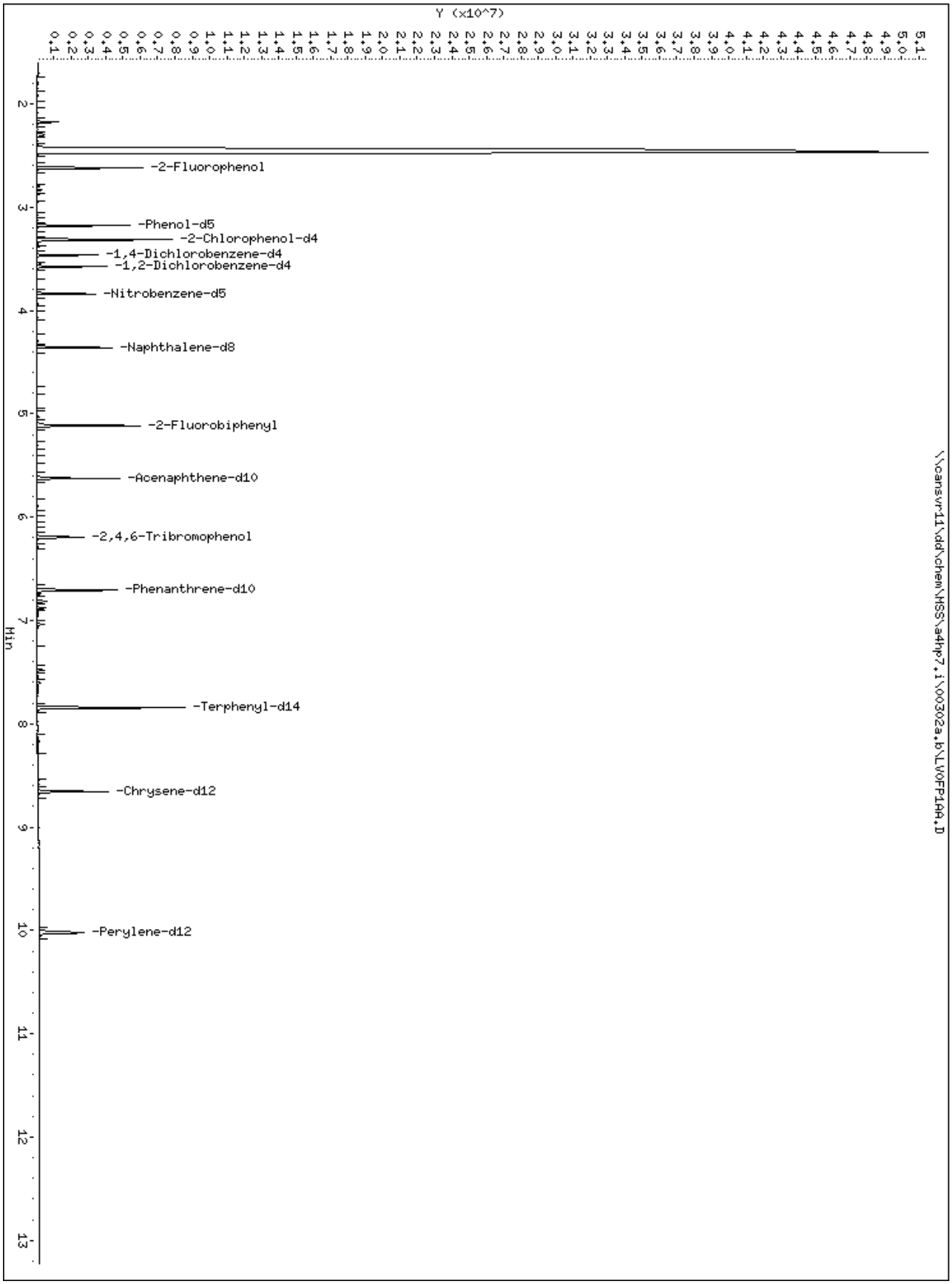
Y (x10^7)
-2-Fluorophenol
-Phenol-d5
-2-Chlorophenol-d4
-1,4-Dichlorobenzene-d4
-1,2-Dichlorobenzene-d4
-Nitrobenzene-d5
-Naphthalene-d8
-2-Fluorobiphenyl
-Acenaphthene-d10
-2,4,6-Tribromophenol
-Phenanthrene-d10
-Terphenyl-d14
-Chrysene-d12
-Perylene-d12
Min
\\cansvr11\dd\chem\HSS\a4hp7.i\00302a.b\LV0FP10A.D

MATRIX SPIKE SAMPLE EVALUATION REPORT

GC/MS Semivolatiles

Client Lot #...: A0B180429 **Work Order #...:** LVTQQ1A7-MS **Matrix.....:** SO
MS Lot-Sample #: A0B180429-001 LVTQQ1A8-MSD
Date Sampled...: 02/16/10 10:30 **Date Received..:** 02/17/10
Prep Date.....: 02/23/10 **Analysis Date..:** 03/02/10
Prep Batch #...: 0054027
Dilution Factor: 1 **Initial Wgt/Vol:** 30.08 g **Final Wgt/Vol..:** 2 mL

PARAMETER	PERCENT RECOVERY	RECOVERY LIMITS	RPD	RPD LIMITS	METHOD
Acenaphthene	**44 a**	**(45 - 110)**			**SW846 8270C**
	56	**(45 - 110)**	**24**	**(0-44)**	**SW846 8270C**
Pyrene	**48**	**(45 - 125)**			**SW846 8270C**
	63	**(45 - 125)**	**24**	**(0-66)**	**SW846 8270C**
Acenaphthylene	**47**	**(45 - 105)**			**SW846 8270C**
	60	**(45 - 105)**	**24**	**(0-41)**	**SW846 8270C**
Anthracene	**49 a**	**(55 - 105)**			**SW846 8270C**
	64 p	**(55 - 105)**	**27**	**(0-22)**	**SW846 8270C**
Benzo(a)anthracene	**48 a**	**(50 - 110)**			**SW846 8270C**
	61	**(50 - 110)**	**23**	**(0-23)**	**SW846 8270C**
Benzo(b)fluoranthene	**52**	**(45 - 115)**			**SW846 8270C**
	69	**(45 - 115)**	**26**	**(0-28)**	**SW846 8270C**
Benzo(k)fluoranthene	**47**	**(45 - 125)**			**SW846 8270C**
	60	**(45 - 125)**	**24**	**(0-31)**	**SW846 8270C**
Benzo(ghi)perylene	**51**	**(40 - 125)**			**SW846 8270C**
	66	**(40 - 125)**	**25**	**(0-50)**	**SW846 8270C**
Benzo(a)pyrene	**41 a**	**(50 - 110)**			**SW846 8270C**
	54	**(50 - 110)**	**26**	**(0-31)**	**SW846 8270C**
Chrysene	**48 a**	**(55 - 110)**			**SW846 8270C**
	63	**(55 - 110)**	**24**	**(0-31)**	**SW846 8270C**
Dibenzo(a,h)anthracene	**54**	**(40 - 125)**			**SW846 8270C**
	69	**(40 - 125)**	**25**	**(0-55)**	**SW846 8270C**
Fluoranthene	**55**	**(55 - 115)**			**SW846 8270C**
	72 p	**(55 - 115)**	**24**	**(0-23)**	**SW846 8270C**
Fluorene	**46 a**	**(50 - 110)**			**SW846 8270C**
	59	**(50 - 110)**	**24**	**(0-29)**	**SW846 8270C**
Indeno(1,2,3-cd)pyrene	**50**	**(40 - 120)**			**SW846 8270C**
	66	**(40 - 120)**	**25**	**(0-37)**	**SW846 8270C**
Naphthalene	**43**	**(40 - 105)**			**SW846 8270C**
	56	**(40 - 105)**	**24**	**(0-25)**	**SW846 8270C**
Phenanthrene	**48 a**	**(50 - 110)**			**SW846 8270C**
	63 p	**(50 - 110)**	**27**	**(0-20)**	**SW846 8270C**

SURROGATE	PERCENT RECOVERY	RECOVERY LIMITS
2-Fluorobiphenyl	43 *	(45 - 105)
	53	(45 - 105)
2-Fluorophenol	46	(35 - 105)
	57	(35 - 105)

(Continued on next page)

MATRIX SPIKE SAMPLE EVALUATION REPORT

GC/MS Semivolatiles

Client Lot #...: A0B180429 **Work Order #...:** LVTQQ1A7-MS **Matrix.....:** SO
MS Lot-Sample #: A0B180429-001 LVTQQ1A8-MSD

SURROGATE	PERCENT RECOVERY	RECOVERY LIMITS
Phenol-d5	45	(40 - 100)
	57	(40 - 100)
2,4,6-Tribromophenol	45	(35 - 125)
	57	(35 - 125)
Nitrobenzene-d5	37	(35 - 100)
	47	(35 - 100)
Terphenyl-d14	52	(30 - 125)
	66	(30 - 125)

NOTE(S):

Calculations are performed before rounding to avoid round-off errors in calculated results.

Bold print denotes control parameters

Results and reporting limits have been adjusted for dry weight.

p Relative percent difference (RPD) is outside stated control limits.

a Spiked analyte recovery is outside stated control limits.

* Surrogate recovery is outside stated control limits.

MATRIX SPIKE SAMPLE DATA REPORT

GC/MS Semivolatiles

Client Lot #...: A0B180429 **Work Order #...:** LVTQQ1A7-MS **Matrix.....:** SO
MS Lot-Sample #: A0B180429-001 LVTQQ1A8-MSD
Date Sampled...: 02/16/10 10:30 **Date Received..:** 02/17/10
Prep Date.....: 02/23/10 **Analysis Date..:** 03/02/10
Prep Batch #...: 0054027
Dilution Factor: 1 **Initial Wgt/Vol:** 30.08 g **Final Wgt/Vol..:** 2 mL

PARAMETER	SAMPLE AMOUNT	SPIKE AMT	MEASRD AMOUNT	UNITS	PERCNT RECVRY	RPD	METHOD
Acenaphthene	**ND**	**680**	**300**	**ug/kg**	**44 a**		**SW846 8270C**
	ND	**680**	**380**	**ug/kg**	**56**	**24**	**SW846 8270C**
Pyrene	**27**	**680**	**350**	**ug/kg**	**48**		**SW846 8270C**
	27	**680**	**450**	**ug/kg**	**63**	**24**	**SW846 8270C**
Acenaphthylene	**ND**	**680**	**320**	**ug/kg**	**47**		**SW846 8270C**
	ND	**680**	**410**	**ug/kg**	**60**	**24**	**SW846 8270C**
Anthracene	**ND**	**680**	**330**	**ug/kg**	**49 a**		**SW846 8270C**
	ND	**680**	**430**	**ug/kg**	**64 p**	**27**	**SW846 8270C**
Benzo(a)anthracene	**26**	**680**	**350**	**ug/kg**	**48 a**		**SW846 8270C**
	26	**680**	**440**	**ug/kg**	**61**	**23**	**SW846 8270C**
Benzo(b)fluoranthene	**51**	**680**	**400**	**ug/kg**	**52**		**SW846 8270C**
	51	**680**	**520**	**ug/kg**	**69**	**26**	**SW846 8270C**
Benzo(k)fluoranthene	**16**	**680**	**330**	**ug/kg**	**47**		**SW846 8270C**
	16	**680**	**420**	**ug/kg**	**60**	**24**	**SW846 8270C**
Benzo(ghi)perylene	**20**	**680**	**360**	**ug/kg**	**51**		**SW846 8270C**
	20	**680**	**460**	**ug/kg**	**66**	**25**	**SW846 8270C**
Benzo(a)pyrene	**27**	**680**	**300**	**ug/kg**	**41 a**		**SW846 8270C**
	27	**680**	**390**	**ug/kg**	**54**	**26**	**SW846 8270C**
Chrysene	**31**	**680**	**360**	**ug/kg**	**48 a**		**SW846 8270C**
	31	**680**	**460**	**ug/kg**	**63**	**24**	**SW846 8270C**
Dibenzo(a,h)anthracene	**ND**	**680**	**360**	**ug/kg**	**54**		**SW846 8270C**
	ND	**680**	**470**	**ug/kg**	**69**	**25**	**SW846 8270C**
Fluoranthene	**33**	**680**	**410**	**ug/kg**	**55**		**SW846 8270C**
	33	**680**	**520**	**ug/kg**	**72 p**	**24**	**SW846 8270C**
Fluorene	**ND**	**680**	**310**	**ug/kg**	**46 a**		**SW846 8270C**
	ND	**680**	**400**	**ug/kg**	**59**	**24**	**SW846 8270C**
Indeno(1,2,3-cd)pyrene	**19**	**680**	**360**	**ug/kg**	**50**		**SW846 8270C**
	19	**680**	**460**	**ug/kg**	**66**	**25**	**SW846 8270C**
Naphthalene	**26**	**680**	**320**	**ug/kg**	**43**		**SW846 8270C**
	26	**680**	**400**	**ug/kg**	**56**	**24**	**SW846 8270C**
Phenanthrene	**11**	**680**	**340**	**ug/kg**	**48 a**		**SW846 8270C**
	11	**680**	**440**	**ug/kg**	**63 p**	**27**	**SW846 8270C**

SURROGATE	PERCENT RECOVERY	RECOVERY LIMITS
2-Fluorobiphenyl	43 *	(45 - 105)
	53	(45 - 105)
2-Fluorophenol	46	(35 - 105)
	57	(35 - 105)

(Continued on next page)

MATRIX SPIKE SAMPLE DATA REPORT

GC/MS Semivolatiles

Client Lot #...: A0B180429 **Work Order #...:** LVTQQ1A7-MS **Matrix.....:** SO
MS Lot-Sample #: A0B180429-001 LVTQQ1A8-MSD

SURROGATE	PERCENT RECOVERY	RECOVERY LIMITS
Phenol-d5	45	(40 - 100)
	57	(40 - 100)
2,4,6-Tribromophenol	45	(35 - 125)
	57	(35 - 125)
Nitrobenzene-d5	37	(35 - 100)
	47	(35 - 100)
Terphenyl-d14	52	(30 - 125)
	66	(30 - 125)

NOTE(S):

Calculations are performed before rounding to avoid round-off errors in calculated results.

Bold print denotes control parameters

Results and reporting limits have been adjusted for dry weight.

p Relative percent difference (RPD) is outside stated control limits.

a Spiked analyte recovery is outside stated control limits.

* Surrogate recovery is outside stated control limits.

TestAmerica North Canton

Semivolatile REPORT SW-846 Method 8270

Data file : \\cansvr11\dd\chem\MSS\a4hp7.i\00302a.b\LVTQQ1A7.D
Lab Smp Id: lvtqq1a7 Client Smp ID: B12SS-036M-5038-SO
Inj Date : 02-MAR-2010 15:41
Operator : 001710 Inst ID: a4hp7.i
Smp Info : lvtqq1a7,00302a.b,8270C-625,1-827042d.sub
Misc Info :
Comment   :
Method   : \\cansvr11\dd\chem\MSS\a4hp7.i\00302a.b\8270C-625.m
Meth Date : 03-Mar-2010 13:33 gruberj Quant Type: ISTD
Cal Date : 01-MAR-2010 20:53 Cal File: 7AL0301.D
Als bottle: 21 QC Sample: MS
Dil Factor: 1.00000
Integrator: HP RTE Compound Sublist: 1-827042d.sub
Target Version: 4.14
Processing Host: CANPMSSV01

Concentration Formula: Amt * DF * Uf * Vt/(Vi * Ws *) * CpndVariable

Name	Value	Description
DF	1.000	Dilution Factor
Uf	1.000	ng unit correction factor
Vt	2000.000	Volume of final extract (uL)(1000 low, 2
Vi	0.50000	Volume injected (uL)
Ws	30.080	Weight of sample extracted (g)
Cpnd Variable		Local Compound Variable

	Compounds	QUANT SIG MASS	RT	EXP RT	REL RT	RESPONSE	CONCENTRATIONS ON-COLUMN (NG)	FINAL (ug/kg)
* 1	1,4-Dichlorobenzene-d4	152	3.480	3.470	(1.000)	283705	2.00000	
* 2	Naphthalene-d8	136	4.368	4.358	(1.000)	1231532	2.00000	
* 3	Acenaphthene-d10	164	5.631	5.625	(1.000)	697546	2.00000	
* 4	Phenanthrene-d10	188	6.716	6.711	(1.000)	1143037	2.00000	
* 5	Chrysene-d12	240	8.674	8.663	(1.000)	1459548	2.00000	
* 6	Perylene-d12	264	10.049	10.027	(1.000)	1395022	2.00000	
9	Pyridine	79	Compound Not Detected.					
10	N-Nitrosodimethylamine	74	1.838	1.844	(0.528)	202064	1.92135	255.50
11	Ethyl methacrylate	69	Compound Not Detected.					
12	3-Chloropropionitrile	54	Compound Not Detected.					
13	Malononitrile	66	Compound Not Detected.					
209	Benzaldehyde	77	3.197	3.176	(0.919)	284977	2.18679	290.80
21	Aniline	93	Compound Not Detected.					
22	Phenol	94	3.272	3.186	(0.940)	564207	2.46963	328.41(H)
23	bis(2-Chloroethyl)ether	93	3.277	3.261	(0.942)	403503	2.00103	266.09(R)
24	2-Chlorophenol	128	3.379	3.331	(0.971)	394975	2.17030	288.60(M)
26	1,3-Dichlorobenzene	146	3.448	3.432	(0.991)	364484	1.92444	255.91(R)
27	1,4-Dichlorobenzene	146	3.491	3.480	(1.003)	378827	2.03534	270.66

28	1,2-Dichlorobenzene	146	3.603	3.587 (1.035)	368825	2.03745	270.94(R)
29	Benzyl Alcohol	108	3.561	3.539 (1.023)	286318	2.39478	318.45

	Compounds	QUANT SIG MASS	RT	EXP RT	REL RT	RESPONSE	CONCENTRATIONS ON-COLUMN (NG)	FINAL (ug/kg)
30	2-Methylphenol	108	3.625	3.603	(1.041)	355598	2.24145	298.06
31	bis(2-Chloroisopropyl)ether	45	3.636	3.625	(1.045)	623033	1.95338	259.76(M)
37	Acetophenone	105	3.743	3.732	(1.075)	570696	2.26397	301.06
32	N-Nitroso-di-n-propylamine	70	3.726	3.721	(1.071)	311613	2.24956	299.14
192	4-Methylphenol	108	3.726	3.705	(1.071)	794108	4.75056	631.72
34	Hexachloroethane	117	3.833	3.828	(1.101)	109748	1.48233	197.12(R)
35	Nitrobenzene	77	3.866	3.855	(0.885)	425773	2.09783	278.97(R)
41	Isophorone	82	4.026	4.015	(0.922)	829162	2.19194	291.48(R)
42	2-Nitrophenol	139	4.085	4.079	(0.935)	239568	2.37381	315.66(Q)
43	2,4-Dimethylphenol	107	4.096	4.079	(0.938)	291954	1.76609	234.85
44	bis(2-Chloroethoxy)methane	93	4.154	4.144	(0.951)	503013	2.24107	298.01(R)
46	2,4-Toluenediamene	121	Compound Not Detected.					
47	1,3,5-Trichlorobenzene	180	Compound Not Detected.					
48	2,4-Dichlorophenol	162	4.256	4.245	(0.974)	340940	2.77981	369.66
49	Benzoic Acid	122	4.138	4.160	(0.947)	50668	1.42426	189.40
50	1,2,4-Trichlorobenzene	180	4.320	4.315	(0.989)	338746	2.19464	291.84
51	Naphthalene	128	4.379	4.374	(1.002)	1278796	2.33508	310.52
52	4-Chloroaniline	127	4.400	4.395	(1.007)	43856	0.21659	28.802(R)
56	Hexachlorobutadiene	225	4.459	4.454	(1.021)	178024	2.21955	295.15(R)
210	Caprolactam	113	4.663	4.641	(1.067)	89218	1.42686	189.74
57	1,2,3-Trichlorobenzene	180	Compound Not Detected.					
59	4-Chloro-3-Methylphenol	107	4.737	4.721	(1.084)	399754	2.52398	335.64
62	2-Methylnaphthalene	142	4.871	4.866	(1.115)	869514	2.93641	390.48
63	1-Methylnaphthalene	142	4.946	4.941	(1.132)	834321	2.40994	320.47
64	Hexachlorocyclopentadiene	237	4.983	4.983	(0.885)	78156	0.79117	105.21(R)
66	2,4,6-Trichlorophenol	196	5.069	5.058	(0.900)	241531	2.41292	320.87
67	2,4,5-Trichlorophenol	196	5.101	5.090	(0.906)	270196	2.40845	320.27
211	1,1'-Biphenyl	154	5.197	5.197	(0.923)	1044400	2.15853	287.04
68	1,2,3,5-Tetrachlorobenzene	216	Compound Not Detected.					
70	2-Chloronaphthalene	162	5.224	5.224	(0.928)	797147	2.28041	303.25
73	2-Nitroaniline	65	5.288	5.278	(0.939)	273246	2.24124	298.04(R)
74	1,2,3,4-Tetrachlorobenzene	216	Compound Not Detected.					
76	Dimethylphthalate	163	5.395	5.395	(0.958)	956856	2.35455	313.10
78	2,6-Dinitrotoluene	165	5.449	5.443	(0.968)	235612	2.50324	332.88
79	Acenaphthylene	152	5.534	5.529	(0.983)	1365761	2.36264	314.18
80	1,2-Dinitrobenzene	168	5.497	5.492	(0.976)	113865	2.45055	325.87
81	3-Nitroaniline	138	5.582	5.572	(0.991)	87753	0.80266	106.74(R)
82	Acenaphthene	153	5.657	5.652	(1.005)	840312	2.19266	291.58
83	2,4-Dinitrophenol	184	5.657	5.647	(1.005)	88224	1.77910	236.58(Q)
85	4-Nitrophenol	109	5.695	5.673	(1.011)	130724	2.75373	366.19
86	Dibenzofuran	168	5.780	5.775	(1.027)	1172619	2.33506	310.51(R)
87	2,4-Dinitrotoluene	165	5.743	5.738	(1.020)	301633	2.32864	309.66
91	2,3,5,6-Tetrachlorophenol	232	5.834	5.823	(1.036)	226014	2.36951	315.09
93	Diethylphthalate	149	5.903	5.898	(1.048)	1018448	2.39601	318.62
94	Fluorene	166	6.026	6.026	(1.070)	996239	2.30756	306.86
95	4-Chlorophenyl-phenylether	204	6.010	6.005	(1.067)	455644	2.38670	317.38(R)
96	4-Nitroaniline	138	6.026	6.021	(1.070)	114059	1.01372	134.80(R)
98	4,6-Dinitro-2-methylphenol	198	6.048	6.037	(0.900)	153260	1.83209	243.63
99	N-Nitrosodiphenylamine	169	6.091	6.085	(0.907)	643969	2.01819	268.38
100	1,2-Diphenylhydrazine	77	6.123	6.123	(0.912)	1057320	2.21286	294.26
106	4-Bromophenyl-phenylether	248	6.369	6.363	(0.948)	275155	2.44154	324.67(R)
107	Hexachlorobenzene	284	6.438	6.433	(0.959)	265325	2.42865	322.96(R)

212 Atrazine	200	6.460	6.454 (0.962)	275985	3.83373	509.80
111 Pentachlorophenol	266	6.577	6.567 (0.979)	175384	2.44865	325.62

	Compounds	QUANT SIG MASS	RT	EXP RT	REL RT	RESPONSE	CONCENTRATIONS ON-COLUMN (NG)	FINAL (ug/kg)
115	Phenanthrene	178	6.732	6.727	(1.002)	1535880	2.48718	330.74(R)
116	Anthracene	178	6.770	6.765	(1.008)	1512719	2.43224	323.44(R)
119	Carbazole	167	6.877	6.866	(1.024)	1371907	2.30648	306.71
120	Di-n-Butylphthalate	149	7.080	7.075	(1.054)	1878989	2.74926	365.59
123	Fluoranthene	202	7.604	7.599	(1.132)	1882664	3.00991	400.25
124	Benzidine	184	Compound Not Detected.					
125	Pyrene	202	7.775	7.770	(0.896)	1873272	2.60692	346.66
131	Butylbenzylphthalate	149	8.187	8.182	(0.944)	873306	2.47482	329.10
133	3,3'-Dimethoxybenzidine	244	Compound Not Detected.					
135	3,3'-Dichlorobenzidine	252	Compound Not Detected.					
136	Benzo(a)Anthracene	228	8.663	8.653	(0.999)	1859005	2.58024	343.12(R)
137	Chrysene	228	8.690	8.685	(1.002)	1774652	2.64946	352.32(R)
138	4,4'-Methylene bis(o-chloroan	231	Compound Not Detected.					
139	bis(2-ethylhexyl)Phthalate	149	8.594	8.588	(0.991)	1365240	2.71895	361.56
140	Di-n-octylphthalate	149	9.113	9.107	(0.907)	2184512	2.60780	346.78
141	Benzo(b)fluoranthene	252	9.621	9.610	(0.957)	2081324	2.96142	393.80
142	Benzo(k)fluoranthene	252	9.647	9.637	(0.960)	1911686	2.46149	327.33
146	Benzo(a)pyrene	252	9.984	9.968	(0.994)	1498499	2.23166	296.76
149	Indeno(1,2,3-cd)pyrene	276	11.536	11.503	(1.148)	1992237	2.66185	353.97
150	Dibenz(a,h)anthracene	278	11.541	11.509	(1.148)	1673498	2.68296	356.78
151	Benzo(g,h,i)perylene	276	11.990	11.953	(1.193)	1634177	2.67209	355.33
198	1,4-Dioxane	88	1.667	1.683	(0.479)	47671	0.69508	92.431
$ 154	Nitrobenzene-d5	82	3.855	3.844	(0.882)	406251	1.86545	248.06
$ 155	2-Fluorobiphenyl	172	5.122	5.117	(0.910)	850499	2.15001	285.91
$ 156	Terphenyl-d14	244	7.856	7.845	(0.906)	1178516	2.60334	346.19
$ 157	Phenol-d5	99	3.261	3.181	(0.937)	718746	3.38630	450.31(H)
$ 158	2-Fluorophenol	112	2.694	2.603	(0.774)	563477	3.47427	462.00
$ 159	2,4,6-Tribromophenol	330	6.203	6.198	(1.102)	164398	3.36824	447.90
$ 186	2-Chlorophenol-d4	132	3.357	3.315	(0.965)	575505	3.45250	459.11
$ 187	1,2-Dichlorobenzene-d4	152	3.593	3.582	(1.032)	221840	1.94480	258.62
M 195	Cresols, total	100				1149706	6.99201	929.79
101	Diphenylamine	169	6.091	6.085	(0.907)	643969	2.01819	268.38

QC Flag Legend

Q - Qualifier signal failed the ratio test.
R - Spike/Surrogate failed recovery limits.
M - Compound response manually integrated.
H - Operator selected an alternate compound hit.

TestAmerica North Canton

INTERNAL STANDARD COMPOUNDS
AREA AND RT SUMMARY

Instrument ID: a4hp7.i
Lab File ID: LVTQQ1A7.D
Lab Smp Id: lvtqq1a7
Analysis Type: SV
Quant Type: ISTD
Operator: 001710
Method File: \\cansvr11\dd\chem\MSS\a4hp7.i\00302a.b\8270C-625.m
Misc Info:

Calibration Date: 02-MAR-2010
Calibration Time: 09:36
Client Smp ID: B12SS-036M-5038-SO
Level: LOW
Sample Type: SOIL

		AREA LIMIT			
COMPOUND	STANDARD	LOWER	UPPER	SAMPLE	%DIFF
1 1,4-Dichlorobenze	314430	157215	628860	283705	-9.77
2 Naphthalene-d8	1302947	651474	2605894	1231532	-5.48
3 Acenaphthene-d10	667302	333651	1334604	697546	4.53
4 Phenanthrene-d10	1052286	526143	2104572	1143037	8.62
5 Chrysene-d12	1252372	626186	2504744	1459548	16.54
6 Perylene-d12	1122003	561002	2244006	1395022	24.33

		RT LIMIT			
COMPOUND	STANDARD	LOWER	UPPER	SAMPLE	%DIFF
1 1,4-Dichlorobenze	3.47	2.97	3.97	3.48	0.31
2 Naphthalene-d8	4.36	3.86	4.86	4.37	0.25
3 Acenaphthene-d10	5.63	5.13	6.13	5.63	0.10
4 Phenanthrene-d10	6.71	6.21	7.21	6.72	0.08
5 Chrysene-d12	8.66	8.16	9.16	8.67	0.12
6 Perylene-d12	10.03	9.53	10.53	10.05	0.21

AREA UPPER LIMIT = +100% of internal standard area.
AREA LOWER LIMIT = - 50% of internal standard area.
RT UPPER LIMIT = + 0.50 minutes of internal standard RT.
RT LOWER LIMIT = - 0.50 minutes of internal standard RT.

Data File: \\cansvr11\dd\chem\MSS\a4hp7.i\00302a.b\LVTQQ1A7.D

Page 1

Date : 02-MAR-2010 15:41

Client ID: B12SS-036M-5038-SO

Instrument: a4hp7.i

Sample Info: lvtqq1a7,00302a.b,8270C-625,1-827042d.sub

Volume Injected (uL): 0.5

Operator: 001710

Column phase: db5.625

Column diameter: 0.32

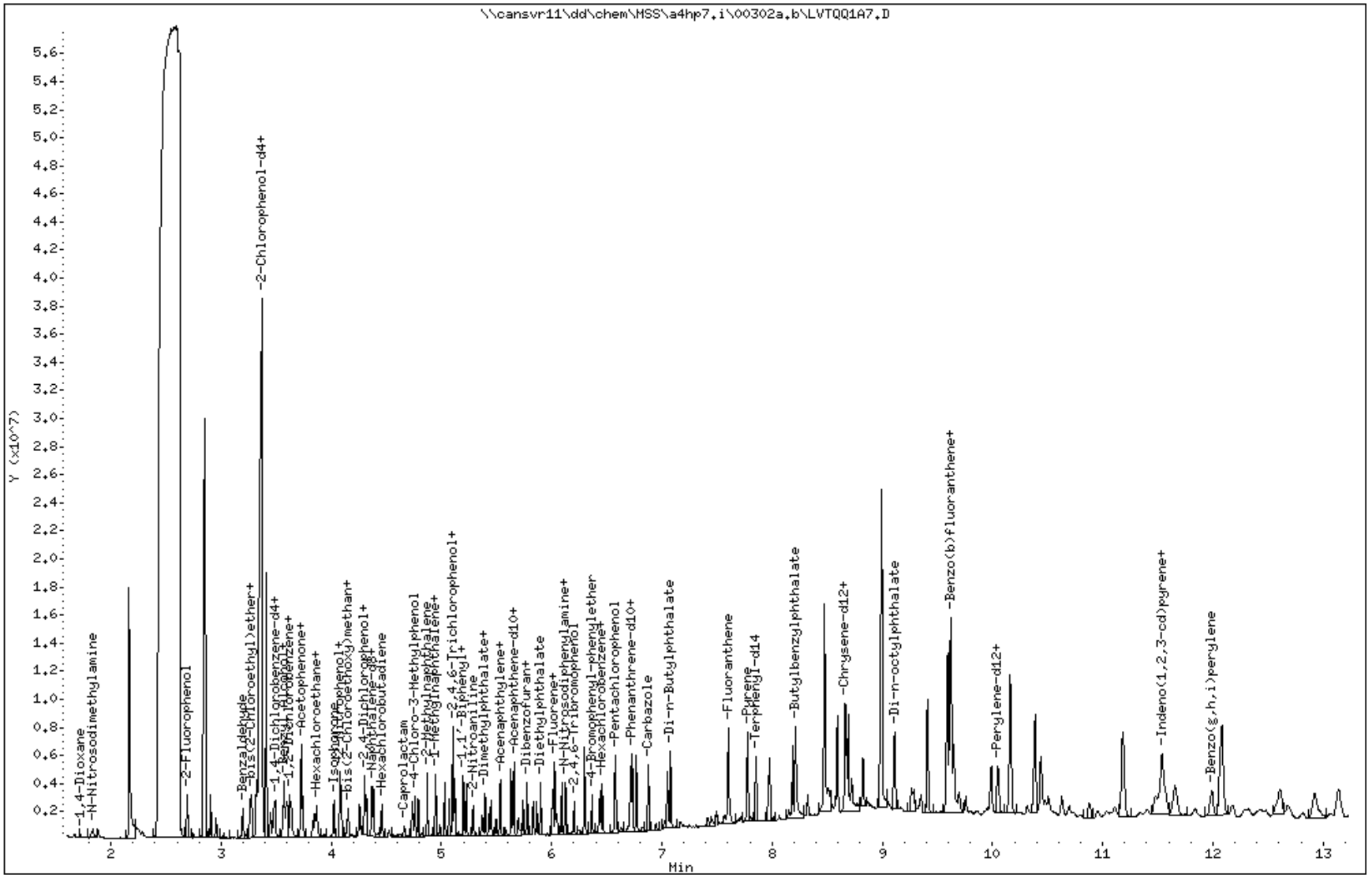

Data File Name: LVTQQ1A7.D
Inj. Date and Time: 02-MAR-2010 15:41
Instrument ID: a4hp7.i
Client ID: B12SS-036M-5038-SO
Compound Name: 2-Chlorophenol
CAS #: 95-57-8
Report Date: 03/03/2010

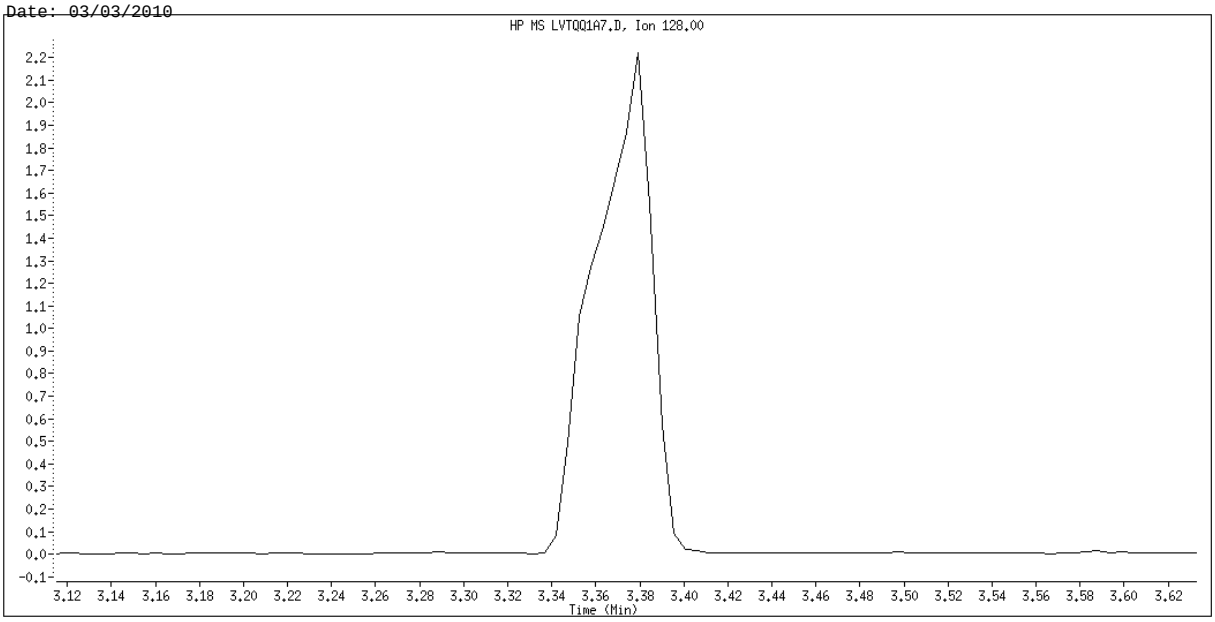

Original Integration

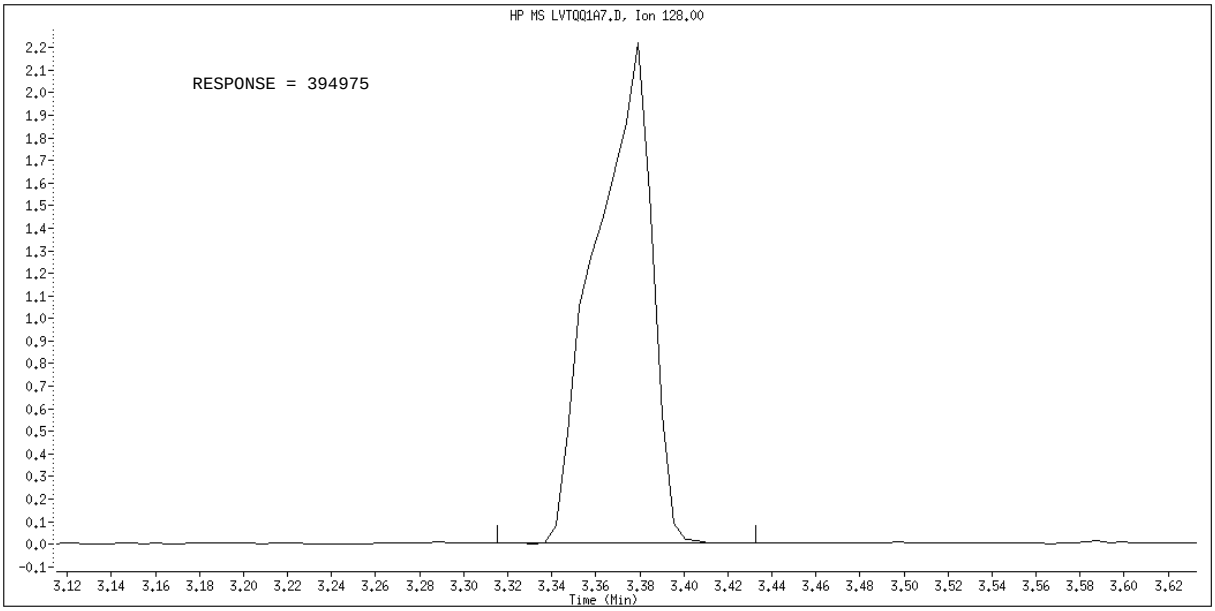

Manual Integration

Manually Integrated By: GruberJ
Manual Integration Reason: Peak not found

Data File Name: LVTQQ1A7.D
Inj. Date and Time: 02-MAR-2010 15:41
Instrument ID: a4hp7.i
Client ID: B12SS-036M-5038-SO
Compound Name: bis(2-Chloroisopropyl)ether
CAS #: 108-60-1
Report Date: 03/03/2010

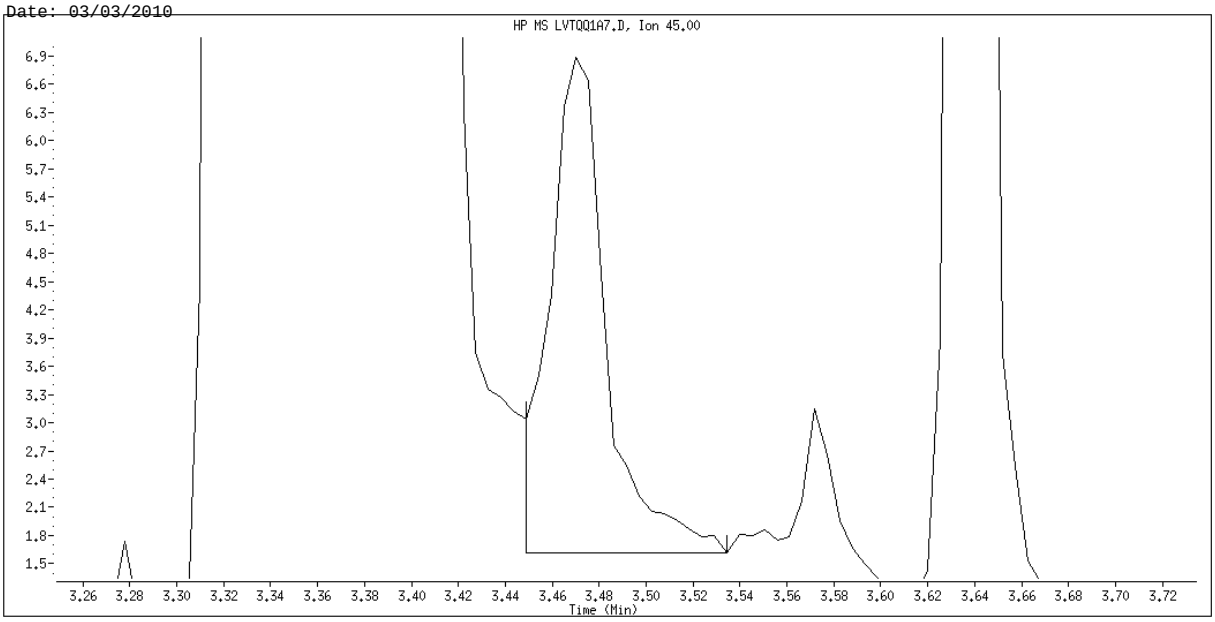

Original Integration

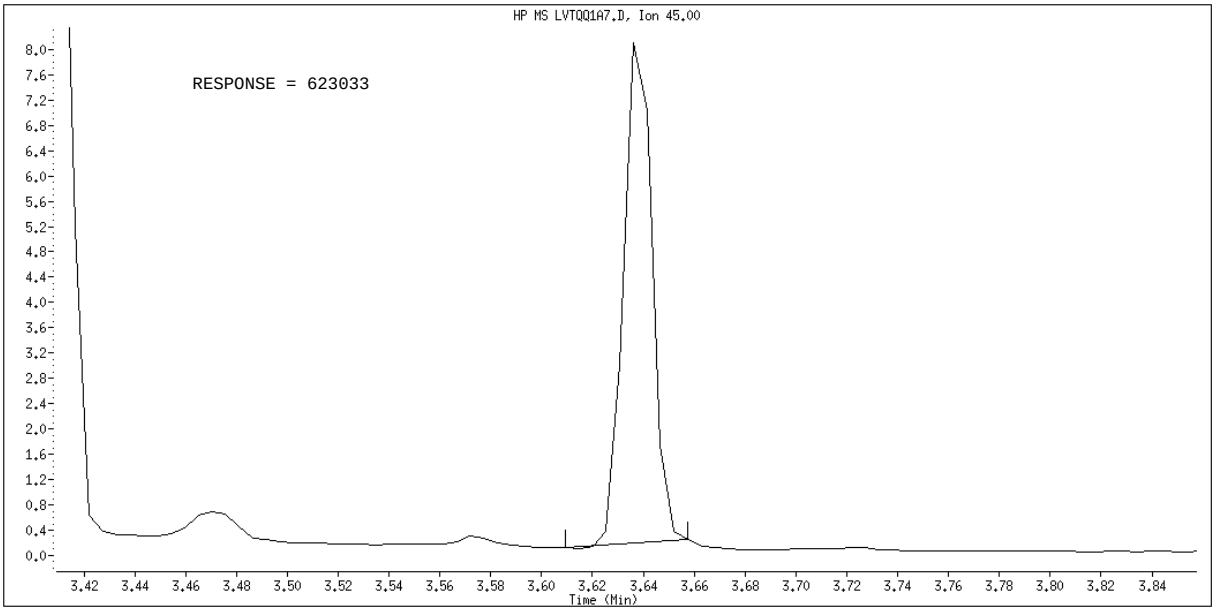

Manual Integration

Manually Integrated By: GruberJ
Manual Integration Reason: Peak not found

TestAmerica North Canton

Semivolatile REPORT SW-846 Method 8270

Data file : \\cansvr11\dd\chem\MSS\a4hp7.i\00302a.b\LVTQQ1A8.D
Lab Smp Id: lvtqq1a8 Client Smp ID: B12SS-036M-5038-SO
Inj Date : 02-MAR-2010 16:00
Operator : 001710 Inst ID: a4hp7.i
Smp Info : lvtqq1a8,00302a.b,8270C-625,1-827042d.sub
Misc Info :
Comment   :
Method   : \\cansvr11\dd\chem\MSS\a4hp7.i\00302a.b\8270C-625.m
Meth Date : 03-Mar-2010 13:33 gruberj Quant Type: ISTD
Cal Date : 01-MAR-2010 20:53 Cal File: 7AL0301.D
Als bottle: 22 QC Sample: MSD
Dil Factor: 1.00000
Integrator: HP RTE Compound Sublist: 1-827042d.sub
Target Version: 4.14
Processing Host: CANPMSSV01

Concentration Formula: Amt * DF * Uf * Vt/(Vi * Ws *) * CpndVariable

Name	Value	Description
DF	1.000	Dilution Factor
Uf	1.000	ng unit correction factor
Vt	2000.000	Volume of final extract (uL)(1000 low, 2
Vi	0.50000	Volume injected (uL)
Ws	30.180	Weight of sample extracted (g)
Cpnd Variable		Local Compound Variable

	Compounds	QUANT SIG MASS	RT	EXP RT	REL RT	RESPONSE	CONCENTRATIONS ON-COLUMN (NG)	FINAL (ug/kg)
* 1	1,4-Dichlorobenzene-d4	152	3.480	3.470	(1.000)	252759	2.00000	
* 2	Naphthalene-d8	136	4.368	4.358	(1.000)	1115833	2.00000	
* 3	Acenaphthene-d10	164	5.630	5.625	(1.000)	652504	2.00000	
* 4	Phenanthrene-d10	188	6.716	6.711	(1.000)	1046527	2.00000	
* 5	Chrysene-d12	240	8.668	8.663	(1.000)	1351284	2.00000	
* 6	Perylene-d12	264	10.048	10.027	(1.000)	1288590	2.00000	
9	Pyridine	79	Compound Not Detected.					
10	N-Nitrosodimethylamine	74	1.838	1.844	(0.528)	231788	2.47383	327.88(M)
11	Ethyl methacrylate	69	Compound Not Detected.					
12	3-Chloropropionitrile	54	Compound Not Detected.					
13	Malononitrile	66	Compound Not Detected.					
209	Benzaldehyde	77	3.197	3.176	(0.919)	317208	2.86043	379.12(H)
21	Aniline	93	Compound Not Detected.					
22	Phenol	94	3.282	3.186	(0.943)	639780	3.14329	416.61(H)
23	bis(2-Chloroethyl)ether	93	3.277	3.261	(0.942)	496490	2.76362	366.28
24	2-Chlorophenol	128	3.384	3.331	(0.972)	453999	2.80005	371.11
26	1,3-Dichlorobenzene	146	3.448	3.432	(0.991)	410536	2.43297	322.46
27	1,4-Dichlorobenzene	146	3.491	3.480	(1.003)	421856	2.54402	337.18

28	1,2-Dichlorobenzene	146	3.603	3.587 (1.035)	414259	2.56861	340.44
29	Benzyl Alcohol	108	3.566	3.539 (1.025)	326778	3.06782	406.60

	Compounds	QUANT SIG MASS	RT	EXP RT	REL RT	RESPONSE	CONCENTRATIONS ON-COLUMN (NG)	FINAL (ug/kg)
30	2-Methylphenol	108	3.630	3.603	(1.043)	413048	2.92234	387.32
31	bis(2-Chloroisopropyl)ether	45	3.641	3.625	(1.046)	716634	2.52193	334.25(QM)
37	Acetophenone	105	3.742	3.732	(1.075)	635253	2.82860	374.90
32	N-Nitroso-di-n-propylamine	70	3.732	3.721	(1.072)	358422	2.90427	384.93
192	4-Methylphenol	108	3.726	3.705	(1.071)	904390	5.95033	788.64
34	Hexachloroethane	117	3.833	3.828	(1.101)	121826	1.84692	244.79(R)
35	Nitrobenzene	77	3.865	3.855	(0.885)	483043	2.62678	348.15
41	Isophorone	82	4.026	4.015	(0.922)	961682	2.80587	371.88
42	2-Nitrophenol	139	4.090	4.079	(0.936)	273786	2.99415	396.84(Q)
43	2,4-Dimethylphenol	107	4.095	4.079	(0.938)	342688	2.24456	297.49
44	bis(2-Chloroethoxy)methane	93	4.154	4.144	(0.951)	575834	2.83152	375.28
46	2,4-Toluenediamene	121	Compound Not Detected.					
47	1,3,5-Trichlorobenzene	180	Compound Not Detected.					
48	2,4-Dichlorophenol	162	4.261	4.245	(0.976)	404777	3.54639	470.03
49	Benzoic Acid	122	4.144	4.160	(0.949)	104482	1.88991	250.48
50	1,2,4-Trichlorobenzene	180	4.320	4.315	(0.989)	380483	2.72064	360.59
51	Naphthalene	128	4.384	4.374	(1.004)	1476634	2.97592	394.42
52	4-Chloroaniline	127	4.406	4.395	(1.009)	68756	0.37477	49.671(R)
56	Hexachlorobutadiene	225	4.459	4.454	(1.021)	197795	2.72175	360.74
210	Caprolactam	113	4.668	4.641	(1.069)	151510	2.67433	354.45
57	1,2,3-Trichlorobenzene	180	Compound Not Detected.					
59	4-Chloro-3-Methylphenol	107	4.737	4.721	(1.084)	489723	3.41263	452.30
62	2-Methylnaphthalene	142	4.871	4.866	(1.115)	1007588	3.75552	497.75
63	1-Methylnaphthalene	142	4.946	4.941	(1.132)	976893	3.11434	412.77
64	Hexachlorocyclopentadiene	237	4.983	4.983	(0.885)	88341	0.95600	126.71
66	2,4,6-Trichlorophenol	196	5.069	5.058	(0.900)	286383	3.05849	405.37
67	2,4,5-Trichlorophenol	196	5.101	5.090	(0.906)	329888	3.14351	416.64
211	1,1'-Biphenyl	154	5.203	5.197	(0.924)	1227401	2.71186	359.42
68	1,2,3,5-Tetrachlorobenzene	216	Compound Not Detected.					
70	2-Chloronaphthalene	162	5.229	5.224	(0.929)	945224	2.89068	383.12
73	2-Nitroaniline	65	5.288	5.278	(0.939)	332067	2.91173	385.91
74	1,2,3,4-Tetrachlorobenzene	216	Compound Not Detected.					
76	Dimethylphthalate	163	5.400	5.395	(0.959)	1172135	3.08339	408.67
78	2,6-Dinitrotoluene	165	5.449	5.443	(0.968)	277520	3.15201	417.76
79	Acenaphthylene	152	5.534	5.529	(0.983)	1629188	3.01290	399.32
80	1,2-Dinitrobenzene	168	5.497	5.492	(0.976)	136117	3.13167	415.06
81	3-Nitroaniline	138	5.582	5.572	(0.991)	101492	0.99241	131.53(R)
82	Acenaphthene	153	5.657	5.652	(1.005)	1003140	2.79822	370.87
83	2,4-Dinitrophenol	184	5.657	5.647	(1.005)	119629	2.29112	303.66(Q)
85	4-Nitrophenol	109	5.695	5.673	(1.011)	160419	3.51591	465.99
86	Dibenzofuran	168	5.780	5.775	(1.027)	1403695	2.98816	396.04(R)
87	2,4-Dinitrotoluene	165	5.743	5.738	(1.020)	369020	3.04553	403.65
91	2,3,5,6-Tetrachlorophenol	232	5.834	5.823	(1.036)	271973	3.04817	404.00
93	Diethylphthalate	149	5.903	5.898	(1.048)	1208218	3.03868	402.74
94	Fluorene	166	6.032	6.026	(1.071)	1187575	2.94063	389.74
95	4-Chlorophenyl-phenylether	204	6.010	6.005	(1.067)	541373	3.03150	401.79
96	4-Nitroaniline	138	6.026	6.021	(1.070)	138669	1.31752	174.62(R)
98	4,6-Dinitro-2-methylphenol	198	6.048	6.037	(0.900)	190502	2.48729	329.66
99	N-Nitrosodiphenylamine	169	6.090	6.085	(0.907)	796254	2.72558	361.24
100	1,2-Diphenylhydrazine	77	6.123	6.123	(0.912)	1279620	2.92508	387.68
106	4-Bromophenyl-phenylether	248	6.369	6.363	(0.948)	329638	3.19472	423.42
107	Hexachlorobenzene	284	6.438	6.433	(0.959)	310135	3.10061	410.95

212 Atrazine	200	6.465	6.454 (0.963)	337578	5.12178	678.83(R)
111 Pentachlorophenol	266	6.577	6.567 (0.979)	217190	3.18722	422.43

Compounds	QUANT SIG MASS	RT	EXP RT	REL RT	RESPONSE	CONCENTRATIONS ON-COLUMN (NG)	FINAL (ug/kg)
115 Phenanthrene	178	6.732	6.727	(1.002)	1843027	3.25980	432.05
116 Anthracene	178	6.770	6.765	(1.008)	1814929	3.18726	422.43
119 Carbazole	167	6.877	6.866	(1.024)	1664981	3.05734	405.21
120 Di-n-Butylphthalate	149	7.080	7.075	(1.054)	2227151	3.55919	471.73
123 Fluoranthene	202	7.604	7.599	(1.132)	2202467	3.84591	509.73
124 Benzidine	184	Compound Not Detected.					
125 Pyrene	202	7.775	7.770	(0.897)	2219048	3.33553	442.08
131 Butylbenzylphthalate	149	8.187	8.182	(0.944)	1039832	3.18282	421.84
133 3,3'-Dimethoxybenzidine	244	Compound Not Detected.					
135 3,3'-Dichlorobenzidine	252	Compound Not Detected.					
136 Benzo(a)Anthracene	228	8.663	8.653	(0.999)	2165366	3.24625	430.25
137 Chrysene	228	8.690	8.685	(1.002)	2095895	3.37976	447.95
138 4,4'-Methylene bis(o-chloroan	231	Compound Not Detected.					
139 bis(2-ethylhexyl)Phthalate	149	8.588	8.588	(0.991)	1615425	3.47497	460.56
140 Di-n-octylphthalate	149	9.107	9.107	(0.906)	2613668	3.37782	447.69
141 Benzo(b)fluoranthene	252	9.621	9.610	(0.957)	2497144	3.84653	509.81
142 Benzo(k)fluoranthene	252	9.647	9.637	(0.960)	2245687	3.13038	414.89
146 Benzo(a)pyrene	252	9.984	9.968	(0.994)	1800108	2.90227	384.66
149 Indeno(1,2,3-cd)pyrene	276	11.541	11.503	(1.149)	2372564	3.43184	454.85
150 Dibenz(a,h)anthracene	278	11.541	11.509	(1.149)	1995123	3.46278	458.95
151 Benzo(g,h,i)perylene	276	11.995	11.953	(1.194)	1938362	3.43126	454.77
198 1,4-Dioxane	88	1.662	1.683	(0.478)	45912	0.75140	99.588
$ 154 Nitrobenzene-d5	82	3.855	3.844	(0.882)	464813	2.35567	312.22
$ 155 2-Fluorobiphenyl	172	5.122	5.117	(0.910)	984779	2.66131	352.72
$ 156 Terphenyl-d14	244	7.856	7.845	(0.906)	1385926	3.30679	438.28
$ 157 Phenol-d5	99	3.266	3.181	(0.939)	806487	4.26489	565.26(H)
$ 158 2-Fluorophenol	112	2.694	2.603	(0.774)	620252	4.29256	568.93
$ 159 2,4,6-Tribromophenol	330	6.208	6.198	(1.103)	195221	4.27585	566.71
$ 186 2-Chlorophenol-d4	132	3.368	3.315	(0.968)	642976	4.32953	573.83
$ 187 1,2-Dichlorobenzene-d4	152	3.593	3.582	(1.032)	246979	2.43027	322.10
M 195 Cresols, total	100				1317438	8.87267	1176.0
101 Diphenylamine	169	6.090	6.085	(0.907)	796254	2.72558	361.24

QC Flag Legend

Q - Qualifier signal failed the ratio test.
R - Spike/Surrogate failed recovery limits.
M - Compound response manually integrated.
H - Operator selected an alternate compound hit.

TestAmerica North Canton

INTERNAL STANDARD COMPOUNDS
AREA AND RT SUMMARY

Instrument ID: a4hp7.i
Lab File ID: LVTQQ1A8.D
Lab Smp Id: lvtqq1a8
Analysis Type: SV
Quant Type: ISTD
Operator: 001710
Method File: \\cansvr11\dd\chem\MSS\a4hp7.i\00302a.b\8270C-625.m
Misc Info:

Calibration Date: 02-MAR-2010
Calibration Time: 09:36
Client Smp ID: B12SS-036M-5038-SO
Level: LOW
Sample Type: SOIL

COMPOUND	STANDARD	AREA LIMIT LOWER	AREA LIMIT UPPER	SAMPLE	%DIFF
1 1,4-Dichlorobenze	314430	157215	628860	252759	-19.61
2 Naphthalene-d8	1302947	651474	2605894	1115833	-14.36
3 Acenaphthene-d10	667302	333651	1334604	652504	-2.22
4 Phenanthrene-d10	1052286	526143	2104572	1046527	-0.55
5 Chrysene-d12	1252372	626186	2504744	1351284	7.90
6 Perylene-d12	1122003	561002	2244006	1288590	14.85

COMPOUND	STANDARD	RT LIMIT LOWER	RT LIMIT UPPER	SAMPLE	%DIFF
1 1,4-Dichlorobenze	3.47	2.97	3.97	3.48	0.30
2 Naphthalene-d8	4.36	3.86	4.86	4.37	0.24
3 Acenaphthene-d10	5.63	5.13	6.13	5.63	0.09
4 Phenanthrene-d10	6.71	6.21	7.21	6.72	0.08
5 Chrysene-d12	8.66	8.16	9.16	8.67	0.06
6 Perylene-d12	10.03	9.53	10.53	10.05	0.21

AREA UPPER LIMIT = +100% of internal standard area.
AREA LOWER LIMIT = - 50% of internal standard area.
RT UPPER LIMIT = + 0.50 minutes of internal standard RT.
RT LOWER LIMIT = - 0.50 minutes of internal standard RT.

Data File: \\cansvr11\dd\chem\MSS\a4hp7.i\00302a.b\LVTQQ1A8.D

Page 1

Date : 02-MAR-2010 16:00

Client ID: B12SS-036M-5038-SO

Instrument: a4hp7.i

Sample Info: lvtqq1a8,00302a.b,8270C-625,1-827042d.sub

Volume Injected (uL): 0.5

Operator: 001710

Column phase: db5.625

Column diameter: 0.32

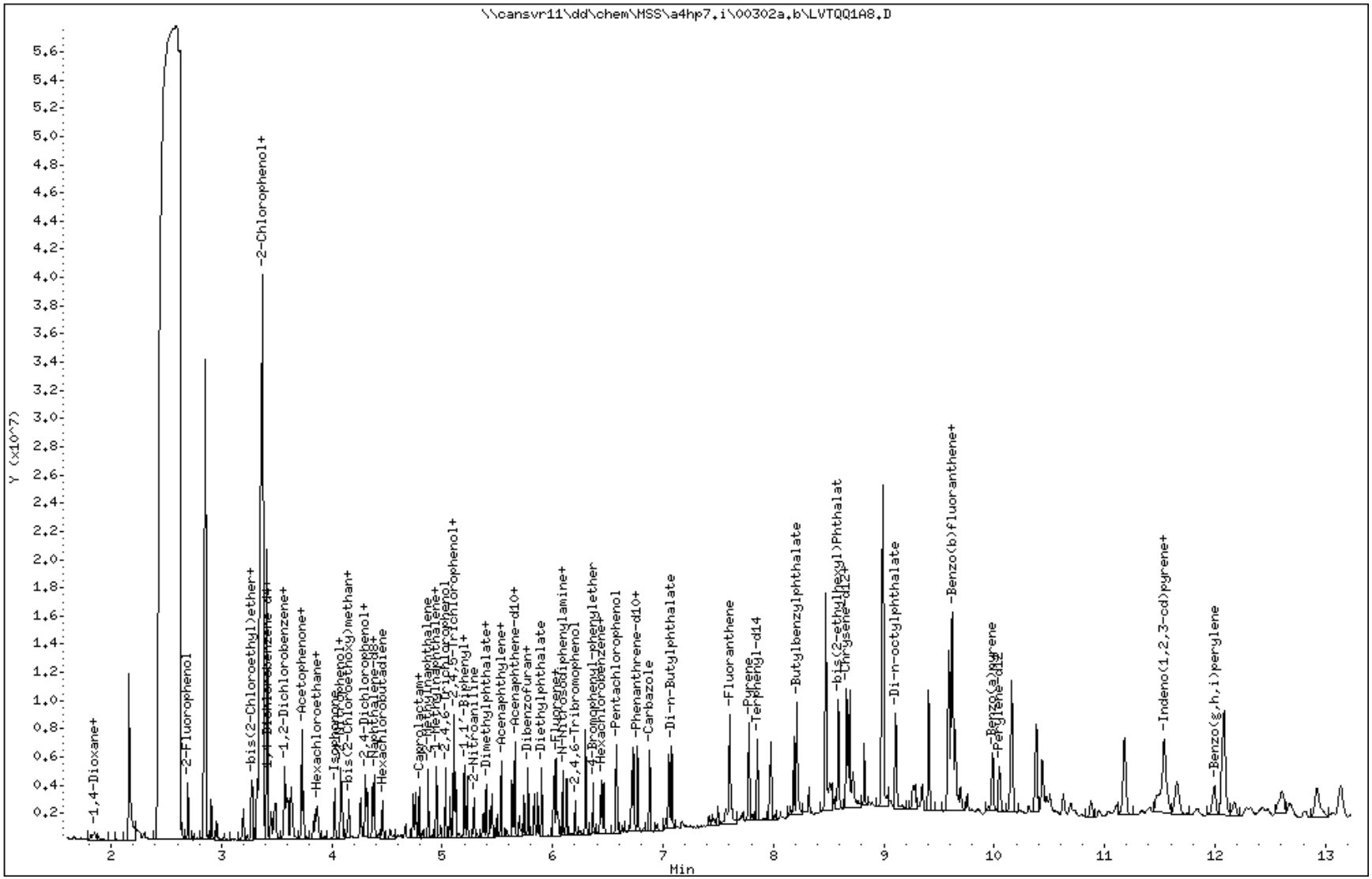

Data File Name: LVTQQ1A8.D
Inj. Date and Time: 02-MAR-2010 16:00
Instrument ID: a4hp7.i
Client ID: B12SS-036M-5038-SO
Compound Name: N-Nitrosodimethylamine
CAS #: 62-75-9
Report Date: 03/03/2010

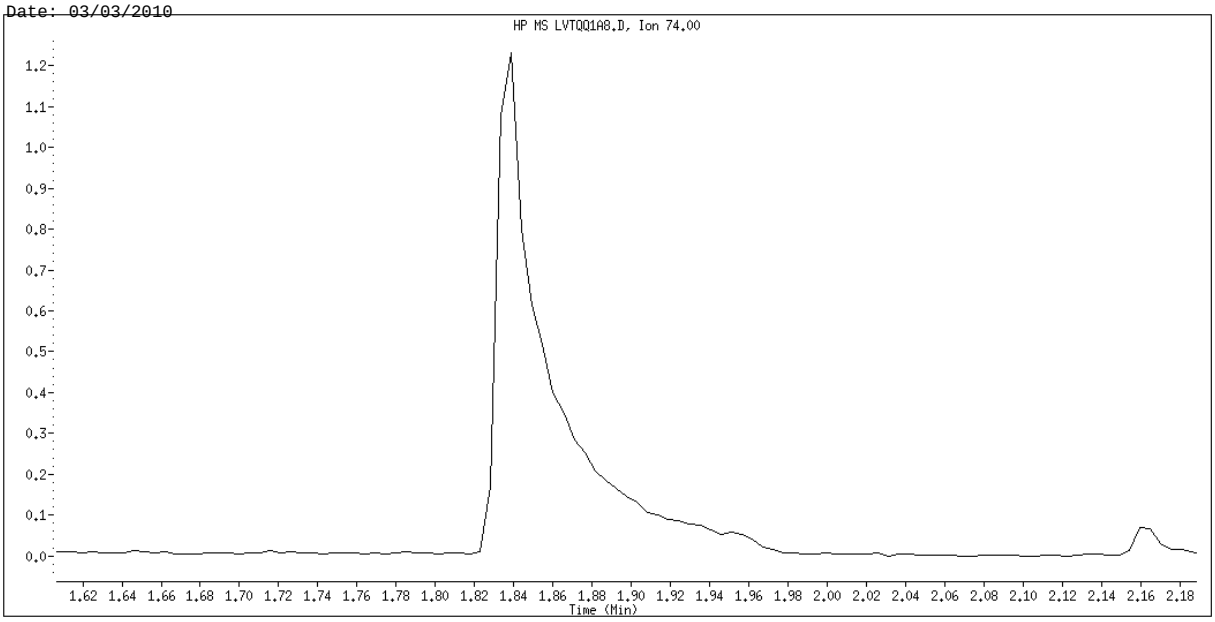

Original Integration

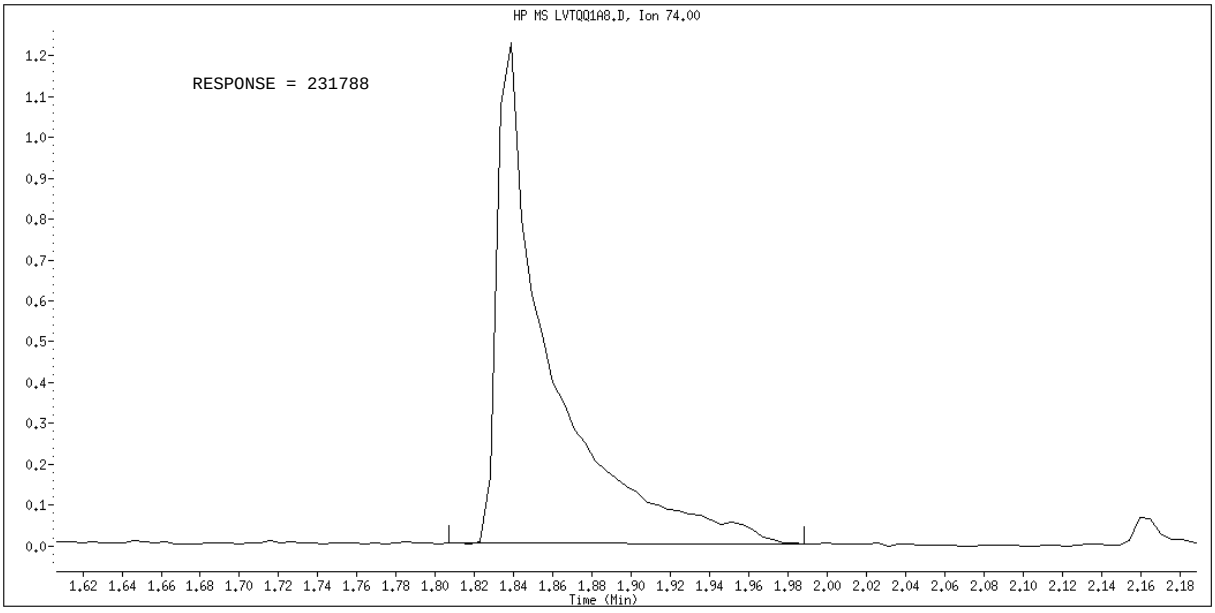

Manual Integration

Manually Integrated By: GruberJ
Manual Integration Reason: Peak not found

Data File Name: LVTQQ1A8.D
Inj. Date and Time: 02-MAR-2010 16:00
Instrument ID: a4hp7.i
Client ID: B12SS-036M-5038-SO
Compound Name: bis(2-Chloroisopropyl)ether
CAS #: 108-60-1
Report Date: 03/03/2010

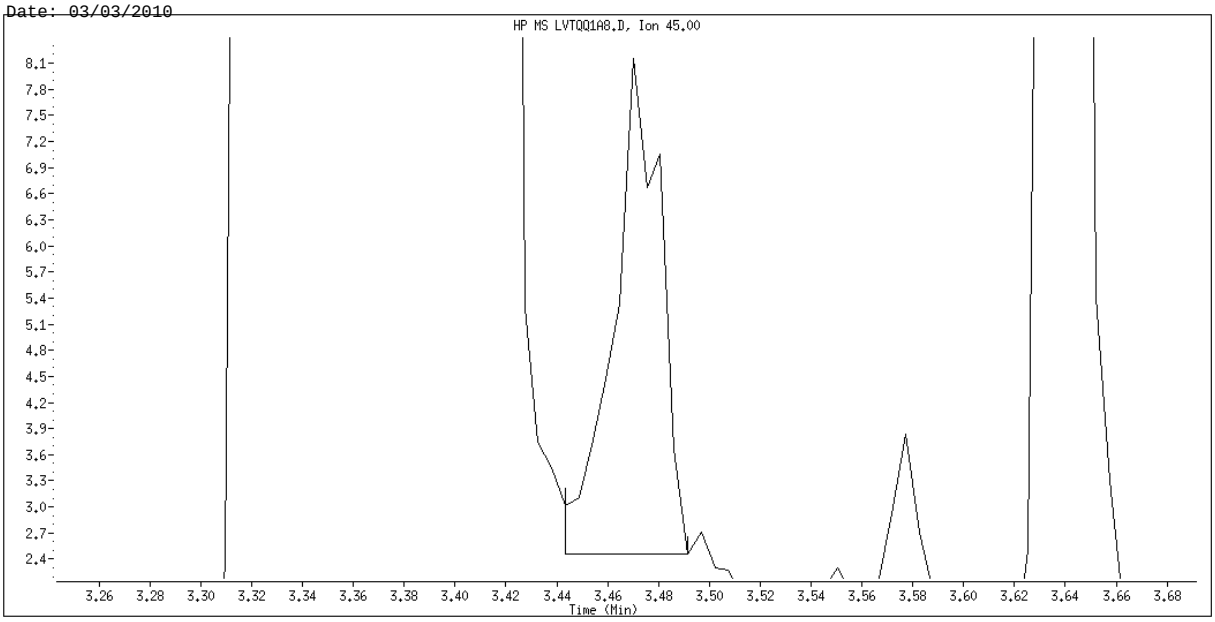

Original Integration

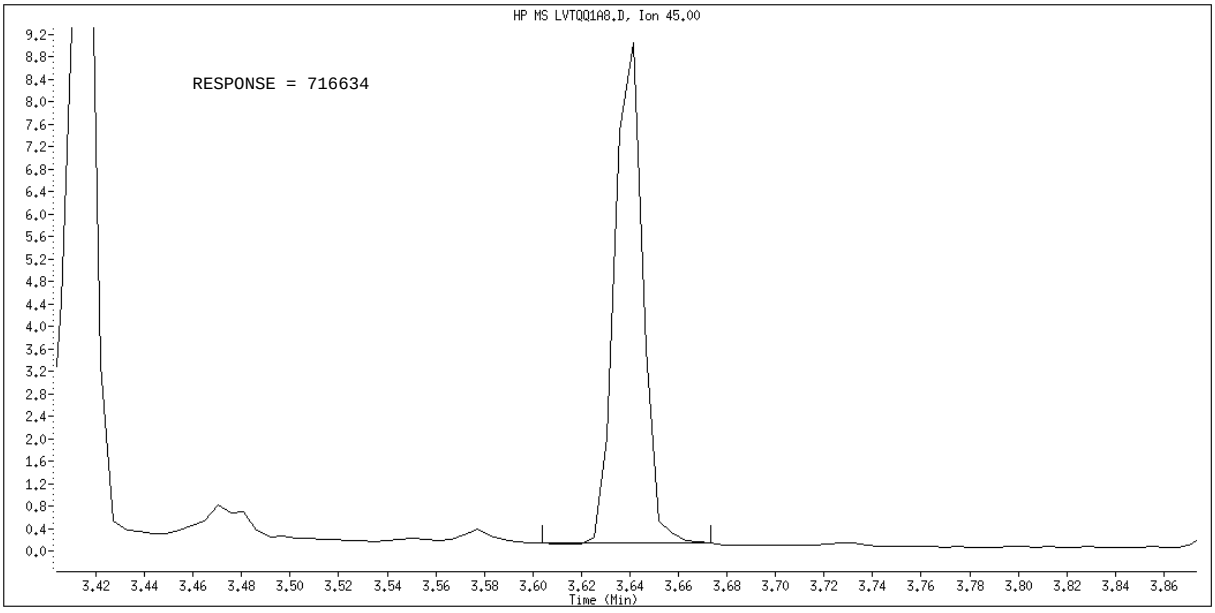

Manual Integration

Manually Integrated By: GruberJ
Manual Integration Reason: Peak not found

TestAmerica
THE LEADER IN ENVIRONMENTAL TESTING

MISCELLANEOUS DATA

TestAmerica - North Canton

GC/MS SEMIVOLATILES INJECTION LOG Instr: a4hp7.i

Method 8270C 625 | IS#: SV3548 | Date: 01-MAR-2010 15:04

GC Program #: 2 | MeCl2 H50J00

Data File	Client ID	Sample ID	ALS	DF	Analyst	QUAL	Comments
7DF0301.D	SV3549	dftpp	1	1	001710	ok	(15:04)
7DF0301T.D	SV3549	dftpp	1	1	001710	ok	(15:04)
7SMM0301.D	SV3584	15	2	1	001710	ok	
7SM0301.D	SV3583	14	3	1	001710	"	
7SML0301.D	SV3582	13	4	1	001710	"	
7SL0301.D	SV3581	12	5	1	001710	"	
7SLL0301.D	SV3580	11	6	1	001710	"	
7SHHH0301.D	SV3588	19	7	1	001710	"	
7SHH0301.D	SV3587	18	8	1	001710	"	
7SH0301.D	SV3586	17	9	1	001710	"	
7SMH0301.D	SV3585	16	10	1	001710	"	
ICVTCL.D	SV3589	icvtcl	11	1	001710	"	
7AHHH0301.D	SV3576	L9	12	1	001710	"	
7AHH0301.D	SV3575	L8	13	1	001710	"	
7AH0301.D	SV3574	L7	14	1	001710	"	
7AMH0301.D	SV3573	L6	15	1	001710	"	
7AMM0301.D	SV3572	L5	16	1	001710	"	
7AM0301.D	SV3571	L4	17	1	001710	"	
7AML0301.D	SV3570	L3	18	1	001710	"	
7AL0301.D	SV3569	L2	19	1	001710	"	
ICVAP9.D	SV3577	icvap9	20	1	001710	"	

3/2/10

TestAmerica - North Canton

GC/MS SEMIVOLATILES INJECTION LOG Instr. a4hp7.i

Method 8270C 625 IS#: SV3548 Date: 02-MAR-2010 09:17

MeCL2 Lot#: 1150J00 Operator: 001710

GC Program #: 2

OK mc 3/3/10

Data File	Client ID-STD #	Sample ID	DF	Prep	Init	Unit	Fin	Comments	QUAL
7DF0302.D	SV3549							DFTPP (9:17)	ok
7DF0302T.D	SV3549							DFTPP (9:17)	ok
7SMH0302.D	SV3585							CCALIB_6	ok
QCMRLCK.D	SV3584							mrl	ok
LV0FP1AA.D	INTRA-LAB BLANK			02/23	30	g	2	METHOD BLANK	ok
LV0FP1AC.D	INTRA-LAB CHECK			02/23	30	g	2	METHOD SPIKE	ok
LVWW51AC.D	LL9SD-111-5469-SD	A0B190524		02/23	30	g	2	SAMPLE	ok
LVWW51AD.D	LL9SD-111-5469-SD	A0B190524		02/23	30	g	2	MS	ok
LVWW51AE.D	LL9SD-111-5469-SD	A0B190524		02/23	30	g	2	MSD	ok
LVWW91AD.D	LL9SD-113-5471-SD	A0B190524		02/23	30	g	2	SAMPLE	ok
LVWXC1AP.D	LL9SD-113-6147-FD	A0B190524		02/23	30	g	2	SAMPLE	ok
LVWX81AD.D	L10SD-094-5531-SD	A0B190524		02/23	30	g	2	SAMPLE	ok
LVWXF1AF.D	LL9SD-114-5472-SD	A0B190524		02/23	30	g	2	SAMPLE	ok
LVWX11AD.D	FWSSD-103-5013-SD	A0B190524		02/23	30	g	2	SAMPLE	ok
LVTQ31A7.D	B12SS-038M-5040-SO	A0B180429		02/23	30	g	2	SAMPLE	ok
LVTT01AC.D	ATASS-015M-5036-SO	A0B180429		02/23	30	g	2	SAMPLE	ok
LVVFK1AD.D	FWSSD-102-5011-SD	A0B180524		02/23	30	g	2	SAMPLE	ok
LVVF11AP.D	LL6SD-082-5245-SD	A0B180524		02/23	30	g	2	SAMPLE	ok
LVVF61AP.D	LL6SD-082-6063-FD	A0B180524		02/23	30	g	2	SAMPLE	ok
LVTQQ1A5.D	B12SS-036M-5038-SO	A0B180429		02/23	30	g	2	SAMPLE	ok
LVTQQ1A7.D	B12SS-036M-5038-SO	A0B180429		02/23	30	g	2	MS	ok
LVTQQ1A8.D	B12SS-036M-5038-SO	A0B180429		02/23	30	g	2	MSD	ok
LVTQ11AG.D	B12SS-037M-5039-SO	A0B180429		02/23	30	g	2	SAMPLE	ok
LVTQ21AG.D	B12SS-037M-6049-FD	A0B180429		02/23	30	g	2	SAMPLE	ok
QCMRLCL.D	SV3584							mrl	Fail
MDLL1.D	SV3580							mrl	ok

TestAmerica - North Canton

GC/MS SEMIVOLATILES INJECTION LOG Instr. a4hp7.i

Method 8270C 625 | IS#: SV3548 | Date: 02-MAR-2010 09:17

MeCL2 Lot#: H50J00 | Operator: 001710

GC Program #: 2

Data File	Client ID-STD #	Sample ID	DF	Prep	Init	Unit	Fin	Comments	QUAL	
MDLL2.D	SV3581							mrl	ok	
MDLL3.D	SV3582							mrl	ok	
LV6351AA.D	INTRA-LAB BLANK			03/02	30	g	2	METHOD BLANK	ok	
LV6351AC.D	INTRA-LAB CHECK			03/02	30	g	2	METHOD SPIKE	ok	
LV6T71AC.D	SO-59965-022410-CB-	A0C010456		03/02	30	g	2	SAMPLE	ok	
LV6T71A8.D	SO-59965-022410-CB-	A0C010456		03/02	30	g	2	MS	ok	
LV6T71A9.D	SO-59965-022410-CB-	A0C010456		03/02	30	g	2	MSD	ok	
LV6VG1AC.D	SO-59965-022410-CB-	A0C010456		03/02	30	g	2	SAMPLE	ok rext	ss↓
LV6VK1AC.D	SO-59965-022410-CB-	A0C010456		03/02	30	g	2	SAMPLE	ok rext	ss↓
LV6VL1AC.D	SO-59965-022410-CB-	A0C010456		03/02	30	g	2	SAMPLE	ok	
LV6WF1AC.D	SO-59965-022510-CB-	A0C010456		03/02	30	g	2	SAMPLE	ok	

TESTAMERICA NORTH CANTON
EXTRACTIONS STANDARD LOG

STANDARD	PREP DATE	EXP. DATE	COMPOUND NAME	ANALYST
4523B	10-15-08	10-16-09	Pest TCLP spike	WAH

CONC. OF SOURCE	WGT. OR VOL.	FINAL VOLUME (mL)	FINAL CONC. (ug/mL)	VIALS USED
—	—	—	—	—

DATE REC'D	CERT. OF ANALYSIS	SOLVENT / LOT NO.	DATE SENT FOR VERIF.	VERIFICATION
—	Y N	—		PASS FAIL

SOURCE STICKER	COMMENTS
	Re-confirmed with Batch # 9195035 on 7-14-09.

STANDARD	PREP DATE	EXP. DATE	COMPOUND NAME	ANALYST
—	7-23-09	5-2010	BNA Restek spike	WAH

CONC. OF SOURCE	WGT. OR VOL.	FINAL VOLUME (mL)	FINAL CONC. (ug/mL)	VIALS USED
—	—	—	—	—

DATE REC'D	CERT. OF ANALYSIS	SOLVENT / LOT NO.	DATE SENT FOR VERIF.	VERIFICATION
6-30-09	Y N	—	—	PASS FAIL

SOURCE STICKER	COMMENTS
Rec'd 6-30-09 Catalog# 554203 Sonicate ampule 15 minutes prior to opening Custom Spike Mix 100 ug/mL each in Acetone/Methylene Chloride (95:5) Lot # A087710 Exp. Date: 05/2010 Restek Corporation 110 Benner Circle - Bellefonte, PA 16823 FOR LABORATORY E ONLY	New lot placed into service on 7-23-09

TESTAMERICA NORTH CANTON
EXTRACTIONS STANDARD LOG

STANDARD	PREP DATE	EXP. DATE	COMPOUND NAME	ANALYST
4596	9-9-09	3-9-10	2,4,2 surr.	LAH

CONC. OF SOURCE	WGT. OR VOL.	FINAL VOLUME (mL)	FINAL CONC. (ug/mL)	VIALS USED
200 ug/mL	2mL	2000 mL	.02 ug/mL	1 & 2

DATE REC'D	CERT. OF ANALYSIS	SOLVENT / LOT NO.	DATE SENT FOR VERIF.	VERIFICATION
6-26-09	(Y) N	MeOH #G49E42	9-9-09	(PASS) FAIL

SOURCE STICKER	COMMENTS
ISM-320-1 rec'd 6-26-09 Vials 1&2 Lot: CE-0161 ULTRA 1 mL Exp: 02/28/2011 Pesticides Surrogate Standard Spiking Solution 2 analyte(s) at 200 µg/mL in acetone 250 Smith St, No Kingstown, RI 02852 USA For Lab Use Only	

STANDARD	PREP DATE	EXP. DATE	COMPOUND NAME	ANALYST
N/A	8-6-09	7/2010	BNA LCS Mix 1 Custom spike	LAH

CONC. OF SOURCE	WGT. OR VOL.	FINAL VOLUME (mL)	FINAL CONC. (ug/mL)	VIALS USED
—	—	—	—	—

DATE REC'D	CERT. OF ANALYSIS	SOLVENT / LOT NO.	DATE SENT FOR VERIF.	VERIFICATION
7-29-09	(Y) N			PASS FAIL

SOURCE STICKER	COMMENTS
NOTEBOOK INSERT LABEL 8270 LCS Mix 1 46853-U Lot: LB68376 EXP: JUL/2010 STORAGE: FREEZE 1 x 25ml DATE RECEIVED: 7-29-09 SUPELCO Analytical 595 North Harrison Road • Bellefonte, PA 16823-0048 USA • Phone 814-359-3441	New lot placed into service on 8-6-09

TESTAMERICA NORTH CANTON
EXTRACTIONS STANDARD LOG

STANDARD	PREP DATE	EXP. DATE	COMPOUND NAME	ANALYST
—	9-28-09	6/2012	BNA Surr	LAH

CONC. OF SOURCE	WGT. OR VOL.	FINAL VOLUME (mL)	FINAL CONC. (ug/mL)	VIALS USED
—	—	—	—	—

DATE REC'D	CERT. OF ANALYSIS	SOLVENT / LOT NO.	DATE SENT FOR VERIF.	VERIFICATION
9-8-09	(Y) N	—	—	PASS FAIL

SOURCE STICKER

NOTEBOOK INSERT LABEL

Semi-volatile Acid/Base Surrogate Spike (Low) 86-1143
Lot: LB68015 EXP: JUN/2012 STORAGE: REFRIGERATE 1 x 100ml
DATE RECEIVED: 9-8-09

SUPELCO Analytical
595 North Harrison Road • Bellefonte, PA
16823-0048 USA • Phone 814-359-3441

COMMENTS

New lot placed into service on 9-28-09

STANDARD	PREP DATE	EXP. DATE	COMPOUND NAME	ANALYST

CONC. OF SOURCE	WGT. OR VOL.	FINAL VOLUME (mL)	FINAL CONC. (ug/mL)	VIALS USED

DATE REC'D	CERT. OF ANALYSIS	SOLVENT / LOT NO.	DATE SENT FOR VERIF.	VERIFICATION
	Y N			PASS FAIL

SOURCE STICKER

COMMENTS

Certificate of Analysis

Rec'd (3) 6-11-09
Rec'd (1) 7-1-09

DESCRIPTION: Semi-volatile Acid/Base Surrogate Spike (Low)

CATALOG NO.: 861143 MFG DATE: May-2009

LOT NO.: LB66441 EXPIRATION DATE: May-2012

SOLVENT: METHANOL:METHYLENE CHLORIDE(90:10)

ANALYTE (1)	CAS NUMBER	PERCENT PURITY(2)	WEIGHT(3) CONCENTRATION	ANALYTICAL(4)		STD DEV	SUPELCO LOT NO
NITROBENZENE-D5	4165-60-0	99.9	100.0	102.3	+/-	2.00	LB47918
P-TERPHENYL-D14	1718-51-0	99.7	100.1	96.6	+/-	1.61	LB57645
PHENOL-D6	13127-88-3	99.9	150.0	154.8	+/-	3.46	LB60944
1,2-DICHLOROBENZENE-D4	2199-69-1	99.9	100.1	103.6	+/-	1.94	LB44579
2-CHLOROPHENOL D4	93951-73-6	99.9	150.1	154.7	+/-	3.71	LB35893
2-FLUOROBIPHENYL	321-60-8	98.6	100.1	102.6	+/-	1.41	LB61028
2-FLUOROPHENOL	367-12-4	99.4	150.1	154.6	+/-	3.46	LB53354
2,4,6-TRIBROMOPHENOL	118-79-6	99.9	150.0	150.9	+/-	1.83	LB59603

(1) Listed in alphabetical order.
(2) Determined by capillary GC-FID, unless otherwise noted.
(3) NIST traceable weights are used to verify balance calibration with the preparation of each lot. Concentration of analyte in solution is ug/ml +/- 0.5%, uncertainty based upon balance and Class A volumetric glassware. Weights are corrected for analytes less than 98% pure.
(4) Determined by chromatographic analysis against an independently prepared reference lot. Mean of replicate injections.

Elwood Doughty
Quality Control Supervisor

Supelco warrants that its products conform to the information contained in this publication. Purchaser must determine the suitability of the product for its particular use. Please see the latest catalog or order invoice and packing slip for additional terms and conditions of sale.

SUPELCO Analytical
595 North Harrison Road
Bellefonte, PA 16823-0048 USA
Phone (814) 359-3441

Certificate of Analysis

Rec'd. (2)
9-21-09

DESCRIPTION: Semi-volatile Acid/Base Surrogate Spike (Low)

CATALOG NO.: 861143 MFG DATE: Jun-2009

LOT NO.: LB68015 EXPIRATION DATE: Jun-2012

SOLVENT: METHANOL:METHYLENE CHLORIDE(90:10)

ANALYTE (1)	CAS NUMBER	PERCENT PURITY(2)	WEIGHT(3) CONCENTRATION	ANALYTICAL(4) CONCENTRATION		STD DEV	SUPELCO LOT NO
NITROBENZENE-D5	4165-60-0	99.9	100.0	100.9	+/-	3.68	LB47918
P-TERPHENYL-D14	1718-51-0	99.7	100.0	94.0	+/-	2.66	LB57645
PHENOL-D6	13127-88-3	99.9	150.0	150.0	+/-	4.78	LB60944
1,2-DICHLOROBENZENE-D4	2199-69-1	99.9	100.0	100.0	+/-	3.79	LB44579
2-CHLOROPHENOL D4	93951-73-6	99.9	150.0	149.7	+/-	4.71	LB35893
2-FLUOROBIPHENYL	321-60-8	98.6	100.0	100.7	+/-	3.14	LB61028
2-FLUOROPHENOL	367-12-4	99.4	150.0	150.3	+/-	5.08	LB53354
2,4,6-TRIBROMOPHENOL	118-79-6	99.9	150.0	141.7	+/-	1.04	LB59603

(1) Listed in alphabetical order.

(2) Determined by capillary GC-FID, unless otherwise noted.

(3) NIST traceable weights are used to verify balance calibration with the preparation of each lot. Concentration of analyte in solution is ug/ml +/- 0.5%, uncertainty based upon balance and Class A volumetric glassware. Weights are corrected for analytes less than 98% pure.

(4) Determined by chromatographic analysis against an independently prepared reference lot. Mean of replicate injections.

Elwood Doughty
Quality Control Supervisor

Supelco warrants that its products conform to the information contained in this publication. Purchaser must determine the suitability of the product for its particular use. Please see the latest catalog or order invoice and packing slip for additional terms and conditions of sale.

SUPELCO® Analytical
595 North Harrison Road
Bellefonte, PA 16823-0048 USA
Phone (814) 359-3441

Rec'd (L) 10-14-09

Certificate of Composition

110 Benner Circle
Bellefonte, PA 16823-8812
Tel: (800)356-1688
Fax: (814)353-1309

FOR LABORATORY USE ONLY-READ MSDS PRIOR TO USE.

Catalog No. : 554203 **Lot No.:** A070638

Description : Custom Spike Mix

Expiration Date[1]: October 2010 **Storage:** Refrigerate

Handling: Sonicate ampule 15 minutes prior to opening

Elution Order	Compound	CAS#	Percent Purity [2]	Concentration [3] (weight/volume)	% Uncertainty [4] (95% C.L.; K=2)
1	1,4-Dioxane	123-91-1	99%	100.000 ug/ml	+/-0.59 %
2	2-Picoline	109-06-8	99%	100.000 ug/ml	+/-0.59 %
3	Ethyl methanesulfonate	62-50-0	99%	100.000 ug/ml	+/-0.59 %
4	Benzaldehyde	100-52-7	99%	100.000 ug/ml	+/-0.59 %
5	Acetophenone	98-86-2	99%	100.000 ug/ml	+/-0.59 %
6	Quinoline	91-22-5	99%	100.000 ug/ml	+/-0.59 %
7	epsilon-Caprolactam	105-60-2	99%	100.000 ug/ml	+/-0.59 %
8	2-Chloroacetophenone	532-27-4	99%	100.000 ug/ml	+/-0.59 %
9	Safrole	94-59-7	99%	100.000 ug/ml	+/-0.59 %
10	Biphenyl	92-52-4	99%	100.000 ug/ml	+/-0.59 %
11	Phorate	298-02-2	98%	99.960 ug/ml	+/-0.59 %
12	Phenacetin	62-44-2	99%	100.000 ug/ml	+/-0.59 %
13	Atrazine	1912-24-9	99%	100.000 ug/ml	+/-0.59 %
14	Pronamide (Propyzamide)	23950-58-5	98%	99.960 ug/ml	+/-0.59 %
15	Chlorobenzilate	510-15-6	98%	99.960 ug/ml	+/-0.59 %
Solvent:	Acetone/Methylene Chloride (95:5)	67-64-1/75-09-2	99%		

Column:
30m x .25mm x .25um
Rtx-5 (cat.#10223)

Carrier Gas:
hydrogen-constant pressure 10 psi.

Temp. Program:
40°C (hold 2 min.) to 330°C
@ 10°C/min. (hold 10 min.)

Inj. Temp:
250°C

Det. Temp:
330°C

Det. Type:
FID

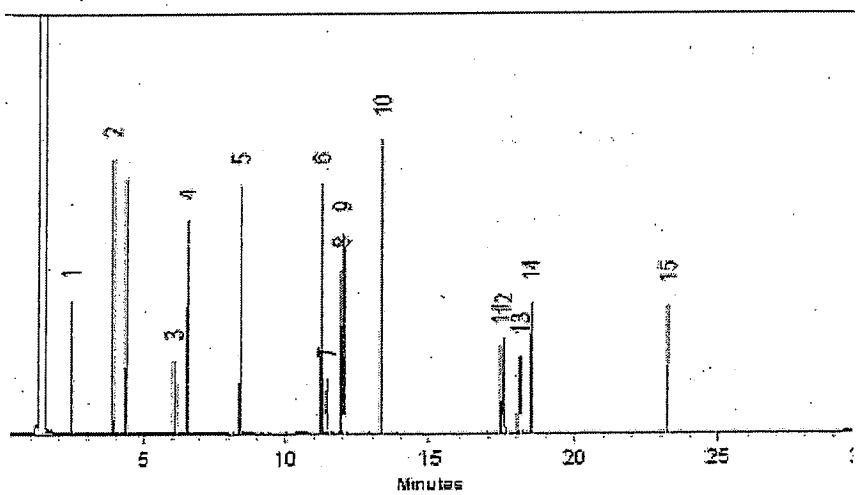

Certificate of Analysis

DESCRIPTION: 8270 LCS Mix 1

Rec'd (8) 7-29-07

CATALOG NO.: 46853-U
LOT NO.: LB68376

MFG DATE: Jul-2009
EXPIRATION DATE: Jul-2010

ANALYTE (1)	CAS NUMBER	PERCENT PURITY(2)	WEIGHT(3) CONCENTRATION	ANALYTICAL(4) CONCENTRATION		STD DEV	SUPELCO LOT NO
ACENAPHTHENE	83-32-9	99.9	100.1	100.6	+/-	0.57	LB59548
ACENAPHTHYLENE	208-96-8	99.7	100.1	100.8	+/-	0.20	LB44362
ANILINE	62-53-3	99.9	100.1	116.2	+/-	4.33	LA41596
ANTHRACENE	120-12-7	99.4	100.1	101.6	+/-	0.23	LB37185
AZOBENZENE	103-33-3	99.9	100.0	100.6	+/-	0.28	LB64683
BENZO (A) ANTHRACENE	56-55-3	98.9 (a)	100.1	100.4	+/-	3.11	LB56323
BENZO (A) PYRENE	50-32-8	99.9 (a)	100.0	96.2	+/-	0.77	LB63783
BENZO (B) FLUORANTHENE	205-99-2	99.9	100.0	103.3	+/-	2.01	LB63048
BENZO (G,H,I) PERYLENE	191-24-2	99.6	100.0	103.9	+/-	4.21	LB62550
BENZO (K) FLUORANTHENE	207-08-9	99.5	100.1	99.6	+/-	2.59	LA96760
BENZOIC ACID	65-85-0	99.9	100.1	104.4	+/-	2.65	LB50692
BENZYL ALCOHOL	100-51-6	99.9	100.0	104.0	+/-	1.63	LB48374
BENZYL BUTYL PHTHALATE	85-68-7	98.6	100.0	99.4	+/-	2.89	LB60340
BIS (2-CHLOROETHOXY) METHANE	111-91-1	98.1	100.0	103.2	+/-	1.09	LB46081
BIS (2-CHLOROETHYL) ETHER	111-44-4	99.9	100.0	102.7	+/-	1.40	LB33319
BIS (2-CHLOROISOPROPYL) ETHER	108-60-1	96.4	100.0	98.5	+/-	0.52	LB62479
BIS (2-ETHYLHEXYL) PHTHALATE	117-81-7	99.7	100.0	99.5	+/-	2.60	LB58359
BIS-2-ETHYLHEXYL ADIPATE	103-23-1	99.7	100.1	101.6	+/-	2.65	LB31993
CARBAZOLE	86-74-8	99.9	100.0	100.6	+/-	1.39	LB60643

(1) Listed in alphabetical order.
(2) Determined by capillary GC-FID, unless otherwise noted.
a) HPLC UV-254NM
(3) NIST traceable weights are used to verify balance calibration with the preparation of each lot. Concentration of analyte in solution is ug/ml +/- 0.5%, uncertainty based upon balance and Class A volumetric glassware. Weights are corrected for analytes less than 98% pure.
(4) Determined by chromatographic analysis against an independently prepared reference lot. Mean of replicate injections.
(5) These products coelute and are not quantified in the final mix.

Elwood Doughty
Quality Control Supervisor

Supelco warrants that its products conform to the information contained in this publication. Purchaser must determine the suitability of the product for its particular use. Please see the latest catalog or order invoice and packing slip for additional terms and conditions of sale.

SUPELCO Analytical
595 North Harrison Road
Bellefonte, PA 16823-0048 USA
Phone (814) 359-3441

Certificate of Analysis

DESCRIPTION: 8270 LCS Mix 1

CATALOG NO.: 46853-U
LOT NO.: LB68376

MFG DATE: Jul-2009
EXPIRATION DATE: Jul-2010

ANALYTE (1)	CAS NUMBER	PERCENT PURITY(2)	WEIGHT(3) CONCENTRATION	ANALYTICAL(4) CONCENTRATION		STD DEV	SUPELCO LOT NO
CHRYSENE	218-01-9	99.9	100.1	97.6	+/-	2.35	LB65398
DI-N-BUTYL PHTHALATE	84-74-2	99.9	100.0	99.7	+/-	1.26	LB36679
DI-N-OCTYL PHTHALATE	117-84-0	99.2	100.0	98.7	+/-	4.72	LB44969
DIBENZ (A,H) ANTHRACENE	53-70-3	99.9	100.0	102.7	+/-	4.03	LB51320
DIBENZOFURAN	132-64-9	99.9	100.0	99.9	+/-	0.07	LB64684
DIETHYL PHTHALATE	84-66-2	99.9	100.0	98.3	+/-	0.46	LB46924
DIMETHYL PHTHALATE	131-11-3	99.9	100.0	98.5	+/-	0.52	LB30494
FLUORANTHENE	206-44-0	99.7	100.1	100.9	+/-	1.51	LB36850
FLUORENE	86-73-7	99.6	100.0	99.7	+/-	0.47	LB04916
HEXACHLOROBENZENE	118-74-1	99.9	100.0	100.4	+/-	0.84	LB60010
HEXACHLOROBUTADIENE	87-68-3	96.7	100.0	103.1	+/-	0.95	LB63273
HEXACHLOROCYCLOPENTADIENE	77-47-4	98.9	100.0	103.8	+/-	0.90	LB43550
HEXACHLOROETHANE	67-72-1	99.9	100.0	102.4	+/-	0.69	LB29072
INDENO (1,2,3-CD) PYRENE	193-39-5	99.9	100.1	103.0	+/-	3.96	LB59565
ISOPHORONE	78-59-1	99.1	100.0	102.0	+/-	1.55	LB45460
N-NITROSODI-N-PROPYLAMINE	621-64-7	99.9	100.0	104.0	+/-	1.23	LB58168
N-NITROSODIMETHYLAMINE	62-75-9	99.9	100.0	101.0	+/-	0.85	LB56172
N-NITROSODIPHENYLAMINE	86-30-6	98.6	100.1	99.6	+/-	0.66	LB17295
NAPHTHALENE	91-20-3	99.4	100.0	103.8	+/-	1.13	LB59563

(1) Listed in alphabetical order.
(2) Determined by capillary GC-FID, unless otherwise noted.
a) HPLC UV-254NM
(3) NIST traceable weights are used to verify balance calibration with the preparation of each lot. Concentration of analyte in solution is ug/ml +/- 0.5%, uncertainty based upon balance and Class A volumetric glassware. Weights are corrected for analytes less than 98% pure.
(4) Determined by chromatographic analysis against an independently prepared reference lot. Mean of replicate injections.
(5) These products coelute and are not quantified in the final mix.

Elwood Doughty
Quality Control Supervisor

Supelco warrants that its products conform to the information contained in this publication. Purchaser must determine the suitability of the product for its particular use. Please see the latest catalog or order invoice and packing slip for additional terms and conditions of sale.

SUPELCO® Analytical
595 North Harrison Road
Bellefonte, PA 16823-0048 USA
Phone (814) 359-3441

Certificate of Analysis

DESCRIPTION: 8270 LCS Mix 1

CATALOG NO.: 46853-U
LOT NO.: LB68376

MFG DATE: Jul-2009
EXPIRATION DATE: Jul-2010

ANALYTE (1)	CAS NUMBER	PERCENT PURITY(2)	WEIGHT(3) CONCENTRATION	ANALYTICAL(4) CONCENTRATION		STD DEV	SUPELCO LOT NO
NITROBENZENE	98-95-3	99.9	100.0	102.4	+/-	1.31	LB47070
PENTACHLOROPHENOL	87-86-5	99.9	100.0	100.9	+/-	0.71	LB01443
PHENANTHRENE	85-01-8	95.9	100.0	101.1	+/-	0.39	LB44258
PHENOL	108-95-2	99.9	100.0	102.6	+/-	1.24	LB57703
PYRENE	129-00-0	96.6	100.1	100.4	+/-	1.46	LA74472
PYRIDINE (LOW WATER)	110-86-1	99.9	100.1	101.2	+/-	0.39	LB52622
1-METHYLNAPHTHALENE	90-12-0	99.6	100.1	103.6	+/-	1.08	LB65657
1,2-DICHLOROBENZENE	95-50-1	99.9	100.0	101.7	+/-	1.12	LA96474
1,2,-DINITROBENZENE	528-29-0	99.9	100.1	100.0	+/-	0.58	LB48085
1,2,4-TRICHLOROBENZENE	120-82-1	99.5	100.0	102.7	+/-	0.27	LB48083
1,3-DICHLOROBENZENE	541-73-1	99.9	100.0	101.5	+/-	1.35	LA72024
1,3-DINITROBENZENE	99-65-0	99.9 (a)	100.0	100.0	+/-	0.58	LA83740
1,4-DICHLOROBENZENE	106-46-7	99.9	100.0	101.3	+/-	1.08	LB68855
1,4-DINITROBENZENE	100-25-4	99.9	100.1	100.0	+/-	0.94	LB59074
2-CHLORONAPHTHALENE	91-58-7	99.4	100.0	99.3	+/-	0.53	LB48170
2-CHLOROPHENOL	95-57-8	99.2	100.0	103.5	+/-	1.08	LB43799
2-METHYL-4,6-DINITROPHENOL	534-52-1	99.9	100.0	100.5	+/-	0.99	LB31592
2-METHYLNAPHTHALENE	91-57-6	98.3	100.0	106.4	+/-	1.56	LB44448
2-METHYLPHENOL	95-48-7	99.8	100.0	103.6	+/-	2.06	LB30223

(1) Listed in alphabetical order.
(2) Determined by capillary GC-FID, unless otherwise noted.
a) HPLC UV-254NM
(3) NIST traceable weights are used to verify balance calibration with the preparation of each lot. Concentration of analyte in solution is ug/ml +/- 0.5%, uncertainty based upon balance and Class A volumetric glassware. Weights are corrected for analytes less than 98% pure.
(4) Determined by chromatographic analysis against an independently prepared reference lot. Mean of replicate injections.
(5) These products coelute and are not quantified in the final mix.

Elwood Doughty
Quality Control Supervisor

Supelco warrants that its products conform to the information contained in this publication. Purchaser must determine the suitability of the product for its particular use. Please see the latest catalog or order invoice and packing slip for additional terms and conditions of sale.

SUPELCO Analytical
595 North Harrison Road
Bellefonte, PA 16823-0048 USA
Phone (814) 359-3441

Certificate of Analysis

DESCRIPTION: 8270 LCS Mix 1

CATALOG NO.: 46853-U
LOT NO.: LB68376

MFG DATE: Jul-2009
EXPIRATION DATE: Jul-2010

ANALYTE (1)	CAS NUMBER	PERCENT PURITY(2)	WEIGHT(3) CONCENTRATION	ANALYTICAL(4) CONCENTRATION		STD DEV	SUPELCO LOT NO
2-NITROANILINE	88-74-4	99.9	100.0	100.0	+/-	1.15	LB49936
2-NITROPHENOL	88-75-5	99.9	100.0	103.5	+/-	1.42	LB44736
2,3,4,6-TETRACHLOROPHENOL	58-90-2	99.3	100.1	97.7	+/-	0.65	LB44740
2,3,5,6-TETRACHLOROPHENOL	935-95-5	99.9	100.0	99.7	+/-	0.65	LB57701
2,4-DICHLOROPHENOL	120-83-2	99.2	100.0	103.0	+/-	1.52	LB46812
2,4-DIMETHYLPHENOL	105-67-9	99.8	100.0	101.9	+/-	1.32	LB43798
2,4-DINITROPHENOL	51-28-5	98.6	100.0	103.8	+/-	3.85	LB28389
2,4-DINITROTOLUENE	121-14-2	96.0	100.0	98.9	+/-	1.06	LB46632
2,4,5-TRICHLOROPHENOL	95-95-4	99.9	100.0	104.8	+/-	0.35	LB35288
2,4,6-TRICHLOROPHENOL	88-06-2	99.9	100.0	104.1	+/-	1.29	LB65559
2,6-DINITROTOLUENE	606-20-2	99.9	100.0	99.7	+/-	0.34	LB60882
3-METHYLPHENOL (5)	108-39-4	99.9	100.0	*****			LB33593
3-NITROANILINE	99-09-2	99.9	100.0	105.1	+/-	3.21	LB65269
3,3-DICHLOROBENZIDINE	91-94-1	99.9	100.0	95.6	+/-	2.19	LB58050
4-BROMOPHENYLPHENYL ETHER	101-55-3	98.8	100.0	100.5	+/-	0.53	LB63786
4-CHLORO-3-METHYLPHENOL	59-50-7	99.9	100.0	102.8	+/-	0.63	LB36890
4-CHLOROANILINE	106-47-8	99.9	100.0	108.8	+/-	6.99	LB19242
4-CHLOROPHENYLPHENYL ETHER	7005-72-3	99.9	100.0	98.2	+/-	0.18	LB21374
4-METHYLPHENOL (5)	106-44-5	99.9	100.0	*****			LB32518

(1) Listed in alphabetical order.
(2) Determined by capillary GC-FID, unless otherwise noted.
a) HPLC UV-254NM
(3) NIST traceable weights are used to verify balance calibration with the preparation of each lot. Concentration of analyte in solution is ug/ml +/- 0.5%, uncertainty based upon balance and Class A volumetric glassware. Weights are corrected for analytes less than 98% pure.
(4) Determined by chromatographic analysis against an independently prepared reference lot. Mean of replicate injections.
(5) These products coelute and are not quantified in the final mix.

Elwood Doughty
Quality Control Supervisor

Supelco warrants that its products conform to the information contained in this publication. Purchaser must determine the suitability of the product for its particular use. Please see the latest catalog or order invoice and packing slip for additional terms and conditions of sale.

SUPELCO Analytical
595 North Harrison Road
Bellefonte, PA 16823-0048 USA
Phone (814) 359-3441

Certificate of Analysis

DESCRIPTION: 8270 LCS Mix 1

CATALOG NO.: 46853-U
LOT NO.: LB68376

MFG DATE: Jul-2009
EXPIRATION DATE: Jul-2010

ANALYTE (1)	CAS NUMBER	PERCENT PURITY(2)	WEIGHT(3) CONCENTRATION	ANALYTICAL(4) CONCENTRATION		STD DEV	SUPELCO LOT NO
4-NITROANILINE	100-01-6	99.9	100.0	99.0	+/-	0.49	LB42566
4-NITROPHENOL	100-02-7	99.9	100.0	99.5	+/-	2.16	LB12692

(1) Listed in alphabetical order.
(2) Determined by capillary GC-FID, unless otherwise noted.
a) HPLC UV-254NM
(3) NIST traceable weights are used to verify balance calibration with the preparation of each lot. Concentration of analyte in solution is ug/ml +/- 0.5%, uncertainty based upon balance and Class A volumetric glassware. Weights are corrected for analytes less than 98% pure.
(4) Determined by chromatographic analysis against an independently prepared reference lot. Mean of replicate injections.
(5) These products coelute and are not quantified in the final mix.

Elwood Doughty
Quality Control Supervisor

Supelco warrants that its products conform to the information contained in this publication. Purchaser must determine the suitability of the product for its particular use. Please see the latest catalog or order invoice and packing slip for additional terms and conditions of sale.

SUPELCO®
Analytical
595 North Harrison Road
Bellefonte, PA 16823-0048 USA
Phone (814) 359-3441

Rec'd. 9-25-09 (1)
Moundsville #2

Certificate of Composition

110 Benner Circle
Bellefonte, PA 16823-8812
Tel: (800)356-1688
Fax: (814)353-1309

FOR LABORATORY USE ONLY-READ MSDS PRIOR TO USE.

Catalog No. : 558557 Lot No.: A070237
Description : Custom o-Toluidine Standard
Expiration Date[1]: September 2011 Storage: Refrigerate

Elution Order	Compound	CAS #	Percent Purity 2	Concentration 3 (weight/volume)	% Uncertainty 4 (95% C.L.; K=2)
1	o-Toluidine	95-53-4	99%	100.000 ug/ml	+/-0.72 %
Solvent:	Acetone	67-64-1	99%		

Column:
30m x .25mm x .25um
Rtx-5 (cat.#10223)

Carrier Gas:
hydrogen-constant pressure 10 psi.

Temp. Program:
75°C (hold 1 min.) to 330°C
@ 20°C/min. (hold 5 min.)

Inj. Temp:
250°C

Det. Temp:
330°C

Det. Type:
FID

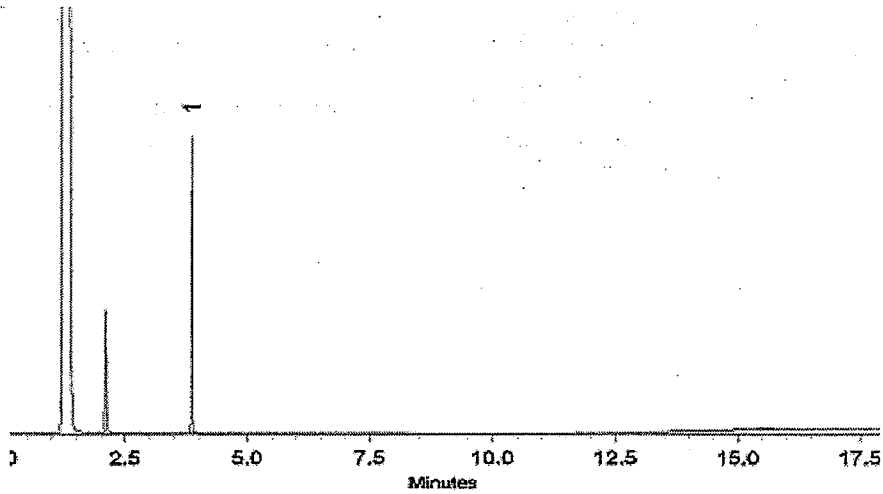

Sara Eyster QA Analyst Date Passed: 09/23/2009 Balance: 1128342314

Manufactured under Restek's ISO 9001-2000
Registered Quality System
Certificate #FMB0397

1 Expiration date of the unopened ampule stored at recommended temperature.
2A Purity was determined by one or more of the following techniques: GC/FID, HPLC, GC/ECD, GC/MS. Value rounded to the nearest whole number. In addition to detectors listed above, chemical identity and purity are confirmed using one or more of the following: MS, DSC, solid probe MS, GC/FPD, GC/NPD, GC/TC, FTIR, melting point, refractive index, and Karl Fisher. See data pack or contact Restek for further details.
2B Compounds with a listed purity of less than 99% have been weight corrected to compensate for impurities.
2C Compounds with a listed purity of less than 99% may be salts, derivatives, or hydrates. The listed purity is actually a correction factor that was used to calculate the amount of compound necessary to achieve the desired concentration of the parent compound.
2D Purity of isomeric compounds is reported as the sum of the isomers. Value is rounded to the nearest whole number after summation.
3 Based upon gravimetric preparation with balance calibration verified using NIST traceable weights (seven mass levels).
4 Uncertainties determined using repeatability and reproducibility data for balances and glassware from measurement systems analysis methodology, balance and glassware tolerances, raw material purity, and, where applicable, eccentricity and linearity values from an accredited calibration laboratory.

REVIEWED
By dconklin at 6:25 am, Sep 24, 2009

Moundsville #1

Certificate of Composition

110 Benner Circle
Bellefonte, PA 16823-8812
Tel: (800)356-1688
Fax: (814)353-1309

FOR LABORATORY USE ONLY-READ MSDS PRIOR TO USE.

Catalog No. : 558406 **Lot No.:** A068749

Description : Custom Spike Additions Mix

Expiration Date[1]: July 2012 **Storage:** Refrigerate

Elution Order	Compound	CAS #	Percent Purity [2]	Concentration [3] (weight/volume)	% Uncertainty [4] (95% C.L.; K=2)
1	2-Methylcyclohexanone	583-60-8	98%	99.960 ug/ml	+/-0.72 %
2	3-Methylcyclohexanone	591-24-2	99%	100.000 ug/ml	+/-0.72 %
3	4-Methylcyclohexanone	589-92-4	99%	100.000 ug/ml	+/-0.72 %
Solvent:	Acetone	67-64-1	99%		

Column:
30m x .25mm x .25um
Rtx-5 (cat.#10223)

Carrier Gas:
hydrogen @ 40cm/sec.

Temp. Program:
40°C (hold 2 min.) to 330°C
@ 10°C/min.

Inj. Temp:
250°C

Det. Temp:
300°C

Det. Type:
FID

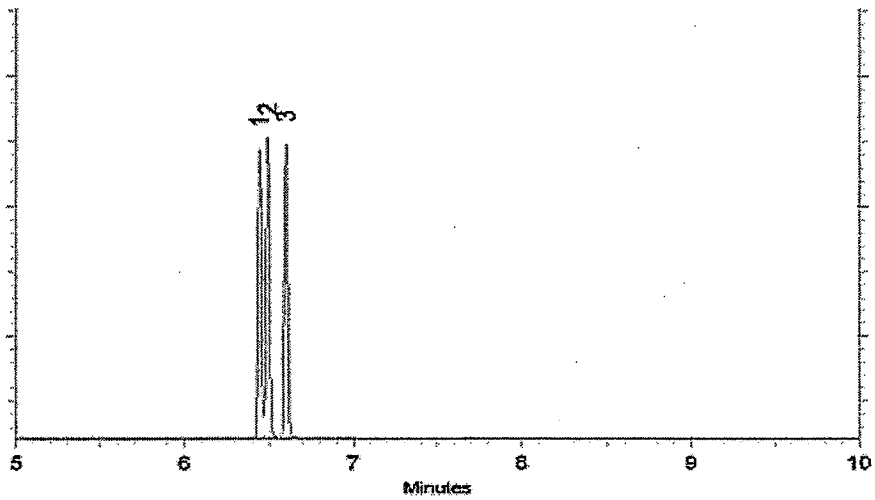

Diane Shaffer - QA Analyst **Date Passed:** 07/13/2009 **Balance:** 1128342313

Manufactured under Restek's ISO 9001-2000 Registered Quality System Certificate #FMB0397

1 Expiration date of the unopened ampule stored at recommended temperature.

2A Purity was determined by one or more of the following techniques: GC/FID, HPLC, GC/ECD, GC/MS. Value rounded to the nearest whole number. In addition to detectors listed above, chemical identity and purity are confirmed using one or more of the following: MS, DSC, solid probe MS, GC/FPD, GC/NPD, GC/TC, FTIR, melting point, refractive index, and Karl Fisher. See data pack or contact Restek for further details.

2B Compounds with a listed purity of less than 99% have been weight corrected to compensate for impurities.

2C Compounds with a listed purity of less than 99% may be salts, derivatives, or hydrates. The listed purity is actually a correction factor that was used to calculate the amount of compound necessary to achieve the desired concentration of the parent compound.

2D Purity of isomeric compounds is reported as the sum of the isomers. Value is rounded to the nearest whole number after summation.

3 Based upon gravimetric preparation with balance calibration verified using NIST traceable weights (seven mass levels).

4 Uncertainties determined using repeatability and reproducibility data for balances and glassware from measurement systems analysis methodology, balance and glassware tolerances, raw material purity, and, where applicable, eccentricity and linearity values from an accredited calibration laboratory.

REVIEWED By dconklin at 6:16 am, 7/14/09

TESTAMERICA NORTH CANTON
EXTRACTIONS STANDARD LOG

STANDARD	PREP DATE	EXP. DATE	COMPOUND NAME	ANALYST
—	9-28-09	6/2012	BNA Surr	LAH

CONC. OF SOURCE	WGT. OR VOL.	FINAL VOLUME (mL)	FINAL CONC. (ug/mL)	VIALS USED
—	—	—	—	—

DATE REC'D	CERT. OF ANALYSIS	SOLVENT / LOT NO.	DATE SENT FOR VERIF.	VERIFICATION
9-8-09	(Y) N	—	—	PASS FAIL

SOURCE STICKER

NOTEBOOK INSERT LABEL

Semi-volatile Acid/Base Surrogate Spike (Low) 86-1143
Lot: LB68015 EXP: JUN/2012 STORAGE: REFRIGERATE 1 x 100ml
DATE RECEIVED: 9-8-09

SUPELCO Analytical
595 North Harrison Road • Bellefonte, PA
16823-0048 USA • Phone 814-359-3441

COMMENTS

New Lot placed into service on 9-28-09

STANDARD	PREP DATE	EXP. DATE	COMPOUND NAME	ANALYST
4601	10-1-09	~~3-6-10~~ 12-31-09 LAH 12-9-09	NPDES Spike	LAH

CONC. OF SOURCE	WGT. OR VOL.	FINAL VOLUME (mL)	FINAL CONC. (ug/mL)	VIALS USED
10 ug/mL	20mL	200 mL	1 ug/mL	—

DATE REC'D	CERT. OF ANALYSIS	SOLVENT / LOT NO.	DATE SENT FOR VERIF.	VERIFICATION
—	Y N	MeOH # G49E42	10-1-09	(PASS) FAIL

SOURCE STICKER

NPDES Spike Stock
4560 Expires ~~3 6 10~~ 12-31-09
LAH 12-9-09

COMMENTS

TESTAMERICA NORTH CANTON
EXTRACTIONS STANDARD LOG

STANDARD	PREP DATE	EXP. DATE	COMPOUND NAME	ANALYST
–	11-2-09	7-2012	Moundsville Spike #1	LAH

CONC. OF SOURCE	WGT. OR VOL.	FINAL VOLUME (mL)	FINAL CONC. (ug/mL)	VIALS USED
–	–	–	–	–

DATE REC'D	CERT. OF ANALYSIS	SOLVENT / LOT NO.	DATE SENT FOR VERIF.	VERIFICATION
7-15-09	(Y) N	–	✓	PASS FAIL

SOURCE STICKER

RESTEK
Cat# 558406
Custom Spike Additions Mix
100 ug/mL each in Acetone
Lot# A068749 Exp. Date: 07/2012
Restek Corporation - 110 Benner Circle - Bellefonte, PA 16823

Made in USA
2 0 0
Store: Refrigerate

COMMENTS

New Lot Placed into service on 11-2-09.

STANDARD	PREP DATE	EXP. DATE	COMPOUND NAME	ANALYST
–	11-2-09	9-2011	Moundsville Spike #2	LAH

CONC. OF SOURCE	WGT. OR VOL.	FINAL VOLUME (mL)	FINAL CONC. (ug/mL)	VIALS USED
–	–	–	–	–

DATE REC'D	CERT. OF ANALYSIS	SOLVENT / LOT NO.	DATE SENT FOR VERIF.	VERIFICATION
9-25-09	(Y) N	–	–	PASS FAIL

SOURCE STICKER

RESTEK
Cat# 558557
Custom o-Toluidine Standard
100 ug/mL each in Acetone
Lot# A070237 Exp. Date: 09/2011
Restek Corporation - 110 Benner Circle - Bellefonte, PA 16823

Made in USA
2 1 0
Store: Refrigerate

COMMENTS

New Lot placed into service on 11-2-09.

TESTAMERICA NORTH CANTON
EXTRACTIONS STANDARD LOG

STANDARD	PREP DATE	EXP. DATE	COMPOUND NAME	ANALYST
4610	11-17-09	5-17-10	2,2 Surr	LAH

CONC. OF SOURCE	WGT. OR VOL.	FINAL VOLUME (mL)	FINAL CONC. (ug/mL)	VIALS USED
200 ug/mL	2 mL	2000mL	.02 ug/mL	1 & 2

DATE REC'D	CERT. OF ANALYSIS	SOLVENT / LOT NO.	DATE SENT FOR VERIF.	VERIFICATION
9-15-09	(Y) N	MeOH #G49E42	11-17-09	(PASS) FAIL

SOURCE STICKER

ISM-320-1 9-15-09 ULTRA
Lot: CE-0161
Exp: 02/28/2011 1 mL
Pesticides Surrogate Standard Spiking Solution
2 analyte(s) at 200 µg/mL in acetone
250 Smith St, No Kingstown, RI 02852 USA
For Lab Use Only

COMMENTS

STANDARD	PREP DATE	EXP. DATE	COMPOUND NAME	ANALYST
—	11-19-09	10-2010	BNA Spike	LAH

CONC. OF SOURCE	WGT. OR VOL.	FINAL VOLUME (mL)	FINAL CONC. (ug/mL)	VIALS USED
—	—	—	—	—

DATE REC'D	CERT. OF ANALYSIS	SOLVENT / LOT NO.	DATE SENT FOR VERIF.	VERIFICATION
10-14-09	(Y) N	—	—	PASS FAIL

SOURCE STICKER

RESTEK Made in USA
Rec'd. 10-14-09
Cat# 554203
Sonicate ampule 15 minutes prior to opening
Custom Spike Mix
100 ug/mL each in Acetone/Methylene Chloride (95:5)
Lot# A070638 Exp. Date: 10/2010 Store: Refrigerate
Restek Corporation - 110 Benner Circle - Bellefonte, PA 16823

COMMENTS

New lot placed into service on 11-19-09,

TESTAMERICA NORTH CANTON

MSS STANDARDS LOG

Std. No. SV3580 Analyst 7H

Date 10/28/09 Reviewed by

Compound (or Mixture) 0.1 ppm TCL

Source (Prep) 2ml of SV3578 +
2ml of SV3554 +
100ul SV3548 (I.S.) +
1896ul $MeCl_2$ (Lot#35J11)

Final Volume 2ml

Concentration 0.1 ppm

Solvent $MeCl_2$

Expiration Date 10/28/10

Comments

TESTAMERICA NORTH CANTON

MSS STANDARDS LOG

Std. No. SV3581 Analyst ZH

Date 10/28/09 Reviewed by _____

Compound (or Mixture) 0.5 ppm TCL

Source (Prep) 10ul of SV3578 +
10ul of SV3554 +
100ul of SV3548 (I.S.) +
1880ul MeCl2 (Lot H35J11)

Final Volume 2ml

Concentration 0.5 ppm

Solvent MeCl2

Expiration Date 10/28/10

Comments _____

TESTAMERICA NORTH CANTON

MSS STANDARDS LOG

Std. No. SV 3582 Analyst TH

Date 10/28/09 Reviewed by _____

Compound (or Mixture) 1 ppm TCL

Source (Prep) 20 ul of SV3578 +
20 ul of SV3554 +
100 ul of SV3548 (IS) +
1860 ul MeCl2 (Lot H35J11)

Final Volume 2 ml

Concentration 1 ppm

Solvent MeCl2

Expiration Date 10/28/10

Comments _____

TESTAMERICA NORTH CANTON

MSS STANDARDS LOG

Std. No. SV3583 Analyst TH

Date 10/28/08 Reviewed by _____

Compound (or Mixture) 2 ppm TCL

Source (Prep) 40 µl SV 3578 +
40 µl SV 3554 +
100 µl SV 3548 (I.S.) +
1820 µl $MeCl_2$ (lot: H35J11)

Final Volume 2 ml

Concentration 2 ppm

Solvent $MeCl_2$

Expiration Date 10/28/10

Comments _____

TESTAMERICA NORTH CANTON

MSS STANDARDS LOG

Std. No. SV3584 Analyst TH

Date 10/28/09 Reviewed by _____

Compound (or Mixture) 5 ppm TCL

Source (Prep) 100 ul of SV3578 +
100 ul of SV3554 +
100 ul of SV3548 (I.S.) +
1700 ul MeCl2 (Lot H35J11)

Final Volume 2ml

Concentration 5 ppm

Solvent MeCl2

Expiration Date 10/28/10

Comments _____

TESTAMERICA NORTH CANTON

MSS STANDARDS LOG

Std. No. SV 3585 Analyst JH

Date 10/28/09 Reviewed by _____

Compound (or Mixture) 10 ppm TCL

Source (Prep) 200 ul SV 3578 +
200 ul SV 3554 +
100 ul SV 3548 (1.5.) +
1500 ul CH_2Cl_2 (Lot: H35J11)

Final Volume 2ml

Concentration 10 ppm

Solvent CH_2Cl_2

Expiration Date 10/28/10

Comments _____

TESTAMERICA NORTH CANTON

MSS STANDARDS LOG

Std. No. SV3586 Analyst TH

Date 10/28/09 Reviewed by _____

Compound (or Mixture) 15 ppm TCL

Source (Prep) 300ul SV3578 +
300ul SV3554 +
100ul SV3548 (I.S.) +
1300ul CH_2Cl_2 (Lot H35J11)

Final Volume 2ml

Concentration 15 ppm

Solvent CH_2Cl_2

Expiration Date 10/28/10

Comments _____

TESTAMERICA NORTH CANTON

MSS STANDARDS LOG

Std. No. SV3587 Analyst TH

Date 10/28/09 Reviewed by _____

Compound (or Mixture) 20 ppm TCL

Source (Prep) 400 ul SV 3578 +
400 ul SV 3554 +
100 ul SV 3548 (I.S.) +
1100 ul CH_2Cl_2 (lot: H35J11)

Final Volume 2ml

Concentration 20 ppm

Solvent CH_2Cl_2

Expiration Date 10/28/10

Comments _____

TESTAMERICA NORTH CANTON

MSS STANDARDS LOG

Std. No. SV3588 Analyst TH

Date 10/28/09 Reviewed by _____

Compound (or Mixture) 25 ppm TCL

Source (Prep) 500ul of SV3578 +
500ul of SV3554 +
100ul of SV3548 (7.5) +
900ul CH_2Cl_2 (Lot H35J11)

Final Volume 2 ml

Concentration 25 ppm

Solvent CH_2Cl_2

Expiration Date 10/28/10

Comments _____

TESTAMERICA NORTH CANTON

MSS STANDARDS LOG

Std. No. SV3589 Analyst ZH

Date 10/28/09 Reviewed by _____

Compound (or Mixture) 10 ppm TCL (second source)

Source (Prep) 200 µl SV3579 +
200 µl SV3554 +
100 µl SV3548 (I.S.) +
1500 µl CH_2Cl_2 (lot: H35J11)

Final Volume 2ml

Concentration 10 ppm

Solvent CH_2Cl_2

Expiration Date 10/28/10

Comments _____

TESTAMERICA NORTH CANTON

MSS STANDARDS LOG

Std. No. SX3578 Analyst TH

Date 10/28/09 Reviewed by _____

Compound (or Mixture) 100 ppm STOCK TCL STD

Source (Prep) MIX 1 LOT A070830 (400 ppm) +
MIX 2 LOT A064398 (400 ppm) +
MIX 3 LOT A064140 (400 ppm) +
MIX 4 LOT ~~A063874~~ 59704 (400 ppm)
(1:1:1:1)
TH

Final Volume _____

Concentration 100 ppm

Solvent MeCl2

Expiration Date 11/10

Comments _____

RESTEK Made in USA
Cat# 555252
Custom Revised 8270 Mix #1 / 2 pack
400 ug/mL each in Methylene Chloride
Lot# A070830 Exp. Date: 10/2014 Store: Refrigerate
Restek Corporation - 110 Benner Circle - Bellefonte, PA 16823

RESTEK
Cat# 57833
Custom Revised 8270 Mix # 2
400 ug/mL each in Methylene Chloride (MEOH FREE)
Lot# A064398 Exp. Date: 11/2010 Store: Freezer
Restek Corporation - 110 Benner Circle - Bellefonte, PA 16823

RESTEK
Cat# 57834
Custom Revised 8270 Mix # 3
400 ug/mL each in Methylene Chloride (MEOH FREE)
Lot# A064140 Exp. Date: 11/2011 Store: Refrigerate
Restek Corporation - 110 Benner Circle - Bellefonte, PA 16823

RESTEK
Cat# 57835
Custom Revised 8270 Mix #4
400 ug/mL each in Methylene Chloride (MEOH FREE)
Lot# A059704 Exp: 04/2011 Store: Refrigerate
Restek Corporation - 110 Benner Circle - Bellefonte, PA 16823

TESTAMERICA NORTH CANTON

MSS STANDARDS LOG

Std. No. SV3579 Analyst TH

Date 10/28/09 Reviewed by _____

Compound (or Mixture) 100 ppm STOCK TCL STD

Source (Prep) MIX 1 LOT A070849 (400 ppm) +
MIX 2 LOT A064613 (400 ppm) +
MIX 3 LOT A064141 (400 ppm) +
MIX 4 LOT ~~A063882~~ 59711 (400 ppm)
(1:1:1:1) TH

Final Volume _____

Concentration 100 ppm

Solvent MeCl2

Expiration Date 12/10

Comments _____

RESTEK Made in USA
Cat# 555252
Custom Revised 8270 Mix #1 / 2 pack
400 ug/mL each in Methylene Chloride
Lot# A070849 Exp. Date: 10/2014 Store: Refrigerate
Restek Corporation - 110 Benner Circle - Bellefonte, PA 16823

RESTEK
Cat# 57833
Custom Revised 8270 Mix # 2
400 ug/mL each in Methylene Chloride (MEOH FREE)
Lot# A064613 Exp. Date: 12/2010 Store: Freezer
Restek Corporation - 110 Benner Circle - Bellefonte, PA 16823

RESTEK
Cat# 57834
Custom Revised 8270 Mix # 3
400 ug/mL each in Methylene Chloride (MEOH FREE)
Lot# A064141 Exp. Date: 11/2011 Store: Refrigerate
Restek Corporation - 110 Benner Circle - Bellefonte, PA 16823

RESTEK
Cat# 57835
Custom Revised 8270 Mix #4
400 ug/mL each in Methylene Chloride (MEOH FREE)
Lot# A059711 Exp: 04/2011 Store: Refrigerate
Restek Corporation - 110 Benner Circle - Bellefonte, PA 16823

TESTAMERICA NORTH CANTON

MSS STANDARDS LOG

Std. No. SV3548 Analyst ZH

Date 9/11/09 Reviewed by MV 9/12/09

Compound (or Mixture) 80 ppm Internal Stds Mix

Source (Prep) 1 ml of ULTRA Lot: CE-3317 (4,000 ug/ml) + 49 ml MeCl2 (Lot H25J02)

Final Volume 50 ml

Concentration 80 ppm

Solvent MeCl2

Expiration Date 3/11/10

Comments

US-108N
Lot: CE-3317
Exp: 10/31/2011
ULTRA
1 mL
Semi-Volatiles Internal Standard Mixture
6 analyte(s) at 4000 µg/mL in dichloromethane
250 Smith St, No Kingstown, RI 02852 USA
For Lab Use Only

TESTAMERICA NORTH CANTON

MSS STANDARDS LOG

Std. No. SV3554 Analyst ZH

Date 9/14/09 Reviewed by MU 9/19/09

Compound (or Mixture) 100 ppm Supplemental Std

Source (Prep) 200ul of Lot B7040078 (5,000 ppm 2,4-Dinitrophenol) + 500ul of Lot B6030010 (2,000 ppm Benzoic Acid) + 500ul of Lot B3010100 (2,000 ppm Pentachlorophenol) + 8.8 ml CH_2Cl_2 (Lot H25J02)

Final Volume 10ml

Concentration 100 ppm

Solvent CH_2Cl_2

Expiration Date 3/14/09 10

Comments ZH 9/14/09

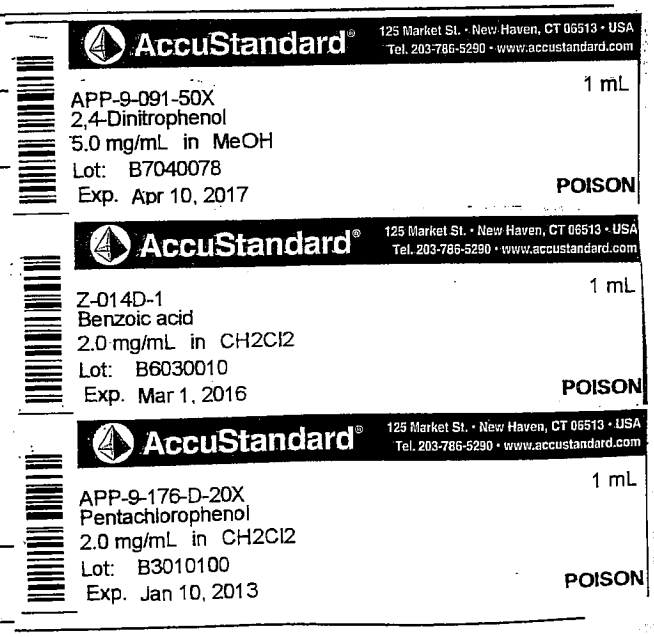

North Canton

TestAmerica Laboratories, Inc.
EXTRACTION BENCH SHEET

Run Date: 3/8/2010
Time: 13:10:44

LEV 1	LEV 2		LEV 1	LEV 2	
Y	Y	Blank	Y	Y	Weights/Volumes
Y	Y	Check	Y	Y	Spike & Surrogate Worksheet
Y	Y	MS/MSD	Y	Y	Vial contains correct volume
			Y	Y	Labels, greenbars, worksheets
			_	_	computer batch: correct & Anomalies to Extraction Method

Y Expanded Deliverable
Y COC Completed
Y Bench Sheet Copied
= Package Submitted to AnalyticalGroup
Bench Sheet Copied per COC

Extractionist: 402608 Eric Mills

Concentrationist: 402608 Eric Mills
000123 Leslie Howell

Reviewer/Date: EARLES / 2/24/10

QC BATCH: 0054027

PREP DATE: 2/23/10
COMP DATE: 2/24/10

Base/Neutrals and Acids (8270C)
SOXHLET (NONE,Na2SO4)
SW846 3540C

EXTR EXPR	ANL DUE	LOT#, MSRUN#/ WORK ORDER	TEST FLGS	EXT	MTH	MATRIX	INIT/FIN WT/VOL	INIT	PH"S ADJ1	ADJ2	EXTRACTION	SOLVENTS VOL	EXCHANGE	VOL	SPIKE STANDARD/ SURROGATE ID
3/02/10	3/10/10	A0B180429-001 **LVTQQ-1-A7 S**	D	11	QL	SOLID	30.08g 2.00mL	0.0	NA	NA	DCM/ACE	200.0		0.0	.2ML #A070638/72456 .2ML BNA SURR #69831
COMMENTS:															
3/02/10	3/10/10	A0B180429-001 **LVTQQ-1-A8 D**	D	11	QL	SOLID	30.18g 2.00mL	0.0	NA	NA	DCM/ACE	200.0		0.0	.2ML #A070638/72456 .2ML BNA SURR #69831
COMMENTS:															
3/02/10	3/10/10	A0B180429-004 **LVTQ3-1-A7**	D	11	QL	SOLID	30.03g 2.00mL	0.0	NA	NA	DCM/ACE	200.0		0.0	.2ML BNA SURR #69831
COMMENTS:															
3/04/10	3/12/10	A0B190524-010 **LVWX1-1-AD**	D	11	QL	SOLID	30.14g 2.00mL	0.0	NA	NA	DCM/ACE	200.0		0.0	.2ML BNA SURR #69831
COMMENTS:															
3/04/10	3/12/10	A0B190524-002 **LVWW9-1-AD**	D	11	QL	SOLID	30.1g 2.00mL	0.0	NA	NA	DCM/ACE	200.0		0.0	.2ML BNA SURR #69831
COMMENTS:															

824

North Canton

TestAmerica Laboratories, Inc.
EXTRACTION BENCH SHEET

QC BATCH: 0054027

PREP DATE: 2/23/10
COMP DATE: 2/24/10

EXTR EXPR	ANL DUE	LOT#, MSRUN#/ WORK ORDER	TEST FLGS	EXT	MTH	MATRIX	INIT/FIN WT/VOL	INIT	PH"S ADJ1	ADJ2	EXTRACTION	SOLVENTS VOL	EXCHANGE	VOL	SPIKE STANDARD/ SURROGATE ID
3/04/10	3/12/10	A0B190524-003 **LVWXC-1-AP**	D	11	QL	SOLID	30.02g 2.00mL	0.0	NA	NA	DCM/ACE	200.0		0.0	.2ML BNA SURR #69831
COMMENTS:															
3/04/10	3/12/10 WET	A0B190524-013 **LVWX8-1-AD**	D	11	QL	SOLID	30.06g 2.00mL	0.0	NA	NA	DCM/ACE	200.0		0.0	.2ML BNA SURR #69831
COMMENTS:															
3/04/10	3/12/10	A0B190524-004 **LVWXF-1-AF**	D	11	QL	SOLID	30.05g 2.00mL	0.0	NA	NA	DCM/ACE	200.0		0.0	.2ML BNA SURR #69831
COMMENTS:															
3/03/10	3/11/10 WET	A0B180524-004 **LVVF1-1-AP**	D	11	QL	SOLID	30.08g 2.00mL	0.0	NA	NA	DCM/ACE	200.0		0.0	.2ML BNA SURR #69831
COMMENTS:															
3/03/10	3/11/10 WET	A0B180524-001 **LVVFK-1-AD**	D	11	QL	SOLID	30.16g 2.00mL	0.0	NA	NA	DCM/ACE	200.0		0.0	.2ML BNA SURR #69831
COMMENTS:															
3/04/10	3/12/10 WET	A0B190524-001 **LVWW5-1-AE D**	D	11	QL	SOLID	30.01g 2.00mL	0.0	NA	NA	DCM/ACE	200.0		0.0	.2ML #A070638/72456 .2ML BNA SURR #69831
COMMENTS:															
3/04/10	3/12/10 WET	A0B190524-001 **LVWW5-1-AC**	D	11	QL	SOLID	30.07g 2.00mL	0.0	NA	NA	DCM/ACE	200.0		0.0	.2ML BNA SURR #69831
COMMENTS:															
3/02/10	0/0/0	A0B230000-027 **LV0FP-1-AA B**		11	QL	SOLID	30.00g 2.00mL	0.0	NA	NA	DCM/ACE	200.0		0.0	.2ML BNA SURR #69831
COMMENTS:															
3/02/10	0/0/0	A0B230000-027 **LV0FP-1-AC C**		11	QL	SOLID	30.00g 2.00mL	0.0	NA	NA	DCM/ACE	200.0		0.0	.2ML #A070638/72456 .2ML BNA SURR #69831
COMMENTS:															

825

North Canton

TestAmerica Laboratories, Inc.
EXTRACTION BENCH SHEET

QC BATCH: 0054027

PREP DATE: 2/23/10
COMP DATE: 2/24/10

EXTR EXPR	ANL DUE	LOT#, MSRUN#/ WORK ORDER	TEST FLGS	EXT	MTH	MATRIX	INIT/FIN WT/VOL	INIT	PH"S ADJ1	ADJ2	EXTRACTION	SOLVENTS VOL	EXCHANGE	VOL	SPIKE STANDARD/ SURROGATE ID
3/03/10	3/11/10 WET	A0B180524-005 **LVVF6-1-AP**	D	11	QL	SOLID	30.18g 2.00mL	0.0	NA	NA	DCM/ACE	200.0		0.0	.2ML BNA SURR #69831
COMMENTS:															
3/02/10	3/10/10	A0B180429-002 **LVTQ1-1-AG**	D	11	QL	SOLID	30.02g 2.00mL	0.0	NA	NA	DCM/ACE	200.0		0.0	.2ML BNA SURR #69831
COMMENTS:															
3/02/10	3/10/10	A0B180429-003 **LVTQ2-1-AG**	D	11	QL	SOLID	30.2g 2.00mL	0.0	NA	NA	DCM/ACE	200.0		0.0	.2ML BNA SURR #69831
COMMENTS:															
3/04/10	3/12/10 WET	A0B190524-001 **LVWW5-1-AD S**	D	11	QL	SOLID	30.08g 2.00mL	0.0	NA	NA	DCM/ACE	200.0		0.0	.2ML #A070638/72456 .2ML BNA SURR #69831
COMMENTS:															
3/03/10	3/10/10	A0B180429-012 **LVTT0-1-AC**	D	11	QL	SOLID	30.14g 2.00mL	0.0	NA	NA	DCM/ACE	200.0		0.0	.2ML BNA SURR #69831
COMMENTS:															
3/02/10	3/10/10	A0B180429-001 **LVTQQ-1-A5**	D	11	QL	SOLID	30.14g 2.00mL	0.0	NA	NA	DCM/ACE	200.0		0.0	.2ML BNA SURR #69831
COMMENTS:															

S/S EM,JS
DCM/ACE H44E16 NA2SO4 H35594
B025

NUMBER OF WORK ORDERS IN BATCH: 20

826

Lot/SDG Number: **A0B180429**

Sample Control Chain of Custody - TAL North Canton
GC/MS Semivolatiles

Lot Number	Work Order	Analysis Type	Prep Date	Prep Analyst	Date of Transfer	Transferred By	Analysis Date	Analyst
A0B180429-001	LVTQQ1A5	Base/Neutrals and Acids (8270C)	02/23/10	Eric Mills	02/24/10	Steve Earle	03/02/10	John Gruber
A0B180429-002	LVTQ11AG	Base/Neutrals and Acids (8270C)	02/23/10	Eric Mills	02/24/10	Steve Earle	03/02/10	John Gruber
A0B180429-003	LVTQ21AG	Base/Neutrals and Acids (8270C)	02/23/10	Eric Mills	02/24/10	Steve Earle	03/02/10	John Gruber
A0B180429-004	LVTQ31A7	Base/Neutrals and Acids (8270C)	02/23/10	Eric Mills	02/24/10	Steve Earle	03/02/10	John Gruber
A0B180429-012	LVTT01AC	Base/Neutrals and Acids (8270C)	02/23/10	Eric Mills	02/24/10	Steve Earle	03/02/10	John Gruber

TestAmerica
THE LEADER IN ENVIRONMENTAL TESTING

PESTICIDE DATA

TestAmerica
THE LEADER IN ENVIRONMENTAL TESTING

QC SUMMARY DATA

SW846 8081A SURROGATE RECOVERY

Lab Name: TestAmerica Laboratories, Inc. Client: Science Applications International Corp

Lab Code: TALCAN SDG No:

Lot #: A0B180429

Extraction: XXA11QJWA

	CLIENT ID.	SRG01	SRG02	TOT OUT
01	B12SS-038M-5040-SO	93	101	00
02	ATASS-015M-5036-SO	85	98	00
03	METHOD BLK. LV0FH1AA	80	96	00
04	LCS LV0FH1AC	90	102	00
05	B12SS-038M-5040-SO D	115	94	00
06	B12SS-038M-5040-SO S	122	106	00

SURROGATES		QC LIMITS
SRG01	= Tetrachloro-m-xylene	(70-125)
SRG02	= Decachlorobiphenyl	(55-130)

\# Column to be used to flag recovery values
* Values outside of required QC Limits
D System monitoring Compound diluted out

FORM II

SW846 8081A CHECK SAMPLE RECOVERY

Lab Name: TestAmerica Laboratories, Inc. Client: Science Applications International Corp

Lab Code: TALCAN SDG No:

Lot #: A0B230000 WO #: LV0FH1AC
BATCH: 0054022

COMPOUND	SPIKE ADDED (ug/kg)	SAMPLE CONCENT. (ug/kg)	% REC	QC LIMITS REC	QUAL
gamma-BHC (Lindane)	33	32	95	60- 125	
Heptachlor	33	29	86	50- 140	
Aldrin	33	30	92	45- 140	
Dieldrin	33	32	95	65- 125	
Endrin	33	33	100	60- 135	
4,4'-DDT	33	28	83	45- 140	
alpha-BHC	33	32	95	60- 125	
beta-BHC	33	32	95	60- 125	
delta-BHC	33	34	101	55- 130	
Heptachlor epoxide	33	32	96	65- 130	
Endosulfan I	33	27	80	15- 135	
4,4'-DDE	33	32	97	70- 125	
Endosulfan II	33	30	90	35- 140	
4,4'-DDD	33	39	117	30- 135	
Endosulfan sulfate	33	35	104	60- 135	
Methoxychlor	33	33	100	55- 145	
Endrin ketone	33	33	99	65- 135	
Endrin aldehyde	33	28	85	35- 145	
alpha-Chlordane	33	30	92	65- 120	
gamma-Chlordane	33	31	93	65- 125	

NOTES(S):

* Values outside of QC limits

Spike Recovery: 0 out of 20 outside limits

COMMENTS:

FORM III

SW846 8081A MATRIX SPIKE/MATRIX SPIKE DUPLICATE RECOVERY

Lab Name: TestAmerica Laboratories, Inc. Client: Science Applications International Corp

Lab Code: TALCAN SDG No:

Matrix Spike ID: B12SS-038M-5040-SO

Lot #: A0B180429 WO #: LVTQ31CD
BATCH: 0054022

COMPOUND	SPIKE ADDED (ug/kg)	SAMPLE CONCENT. (ug/kg)	MS CONCENT. (ug/kg)	MS % REC	LIMITS REC	QUAL
gamma-BHC (Lindane)	34	ND	31	92	60- 125	
Heptachlor	34	ND	28	81	50- 140	
Aldrin	34	ND	30	88	45- 140	
Dieldrin	34	ND	30	90	65- 125	
Endrin	34	ND	32	95	60- 135	
4,4'-DDT	34	ND	33	98	45- 140	
alpha-BHC	34	ND	31	92	60- 125	
beta-BHC	34	ND	34	99	60- 125	
delta-BHC	34	ND	32	95	55- 130	
Heptachlor epoxide	34	ND	30	89	65- 130	
Endosulfan I	34	ND	26	77	15- 135	
4,4'-DDE	34	ND	35	105	70- 125	
Endosulfan II	34	ND	29	85	35- 140	
4,4'-DDD	34	ND	36	106	30- 135	
Endosulfan sulfate	34	ND	35	104	60- 135	
Methoxychlor	34	ND	37	108	55- 145	
Endrin ketone	34	ND	34	102	65- 135	
Endrin aldehyde	34	ND	28	81	35- 145	
alpha-Chlordane	34	ND	29	85	65- 120	
gamma-Chlordane	34	ND	29	86	65- 125	

NOTES(S):

Results and reporting limits have been adjusted for dry weight.

Column to be used to flag recovery and RPD values with an asterisk
* Values outside of QC limits

RPD: 0 out of 0 outside limits
Spike Recovery: 0 out of 20 outside limits

COMMENTS:

FORM III

SW846 8081A MATRIX SPIKE/MATRIX SPIKE DUPLICATE RECOVERY

Lab Name: TestAmerica Laboratories, Inc. Client: Science Applications International Corp

Lab Code: TALCAN SDG No:

Matrix Spike ID: B12SS-038M-5040-SO

Lot #: A0B180429 WO #: LVTQ31CE
BATCH: 0054022

COMPOUND	SPIKE ADDED (ug/kg)	MSD CONCENT. (ug/kg)	MSD % REC	% RPD		QC LIMITS RPD	QC LIMITS REC	QUAL
gamma-BHC (Lindane)	34	29	86	7.4		36	60- 125	
Heptachlor	34	26	78	4.4		44	50- 140	
Aldrin	34	28	82	6.3		40	45- 140	
Dieldrin	34	29	86	4.4		33	65- 125	
Endrin	34	30	88	8.1		38	60- 135	
4,4'-DDT	34	30	88	11		42	45- 140	
alpha-BHC	34	29	87	5.5		40	60- 125	
beta-BHC	34	32	96	3.5		43	60- 125	
delta-BHC	34	30	90	5.6		34	55- 130	
Heptachlor epoxide	34	28	83	6.6		43	65- 130	
Endosulfan I	34	25	73	5.3		41	15- 135	
4,4'-DDE	34	34	99	5.7		39	70- 125	
Endosulfan II	34	27	79	7.7		27	35- 140	
4,4'-DDD	34	34	101	5.6		35	30- 135	
Endosulfan sulfate	34	32	95	8.3		34	60- 135	
Methoxychlor	34	35	102	4.9		41	55- 145	
Endrin ketone	34	32	94	7.9		32	65- 135	
Endrin aldehyde	34	26	75	7.6		29	35- 145	
alpha-Chlordane	34	27	81	4.9		65	65- 120	
gamma-Chlordane	34	27	80	6.5		36	65- 125	

NOTES(S):

Results and reporting limits have been adjusted for dry weight.

Column to be used to flag recovery and RPD values with an asterisk
* Values outside of QC limits

RPD: 0 out of 20 outside limits
Spike Recovery: 0 out of 20 outside limits

COMMENTS:

FORM III

SW846 8081A METHOD BLANK SUMMARY

BLANK WORKORDER NO.: LV0FH1AA

Lab Name: TestAmerica Laboratories, Inc.

Lab Code: TALCAN

SDG Number:

Lab File ID: 022F2201.

Lot Number: A0B180429

Matrix: SOLID

Extraction Method: 3540C

Date Extracted: 02/23/10

Date Analyzed(1): 03/08/10

Date Analyzed(2): N/A

Time Analyzed(1): 19:36

Time Analyzed(2): N/A

Instrument ID(1): P3

Instrument ID(2): N/A

GC Column(1): N/A ID: N/A GC Column(2): N/A ID: N/A

THIS METHOD BLANK APPLIES TO THE FOLLOWING SAMPLES, MS, AND MSD:

	CLIENT ID.	SAMPLE WORK ORDER #	DATE ANALYZED(1)	DATE ANALYZED(2)
01	B12SS-038M-5040-SO	LVTQ31A8	03/08/10	N/A
02	B12SS-038M-5040-SO	LVTQ31CD S	03/08/10	N/A
03	B12SS-038M-5040-SO	LVTQ31CE D	03/08/10	N/A
04	ATASS-015M-5036-SO	LVTT01AD	03/08/10	N/A
05	CHECK SAMPLE	LV0FH1AC C	03/08/10	N/A
06				
07				
08				
09				
10				
11				
12				
13				
14				
15				
16				
17				
18				
19				
20				

COMMENTS:

FORM IV

TestAmerica
THE LEADER IN ENVIRONMENTAL TESTING

SAMPLE DATA

Science Applications International Corp

Client Sample ID: B12SS-038M-5040-SO

GC Semivolatiles

Lot-Sample #...: A0B180429-004 **Work Order #...:** LVTQ31A8 **Matrix.....:** SO
Date Sampled...: 02/16/10 13:10 **Date Received..:** 02/17/10
Prep Date.....: 02/23/10 **Analysis Date..:** 03/08/10
Prep Batch #...: 0054022
Dilution Factor: 2 **Initial Wgt/Vol:** 30.06 g **Final Wgt/Vol..:** 10 mL
% Moisture.....: 1.9 **Method.....:** SW846 8081A

PARAMETER	RESULT	REPORTING LIMIT	UNITS	MDL
Aldrin	ND	8.2	ug/kg	2.4
alpha-BHC	ND	5.1	ug/kg	1.5
beta-BHC	ND	7.1	ug/kg	2.2
delta-BHC	ND	8.2	ug/kg	2.4
gamma-BHC (Lindane)	ND	5.1	ug/kg	1.5
alpha-Chlordane	ND	6.1	ug/kg	1.9
gamma-Chlordane	ND	3.5	ug/kg	0.86
4,4'-DDD	ND	4.1	ug/kg	1.3
4,4'-DDE	ND	3.5	ug/kg	0.79
4,4'-DDT	ND	4.1	ug/kg	1.3
Dieldrin	ND	3.5	ug/kg	0.96
Endosulfan I	ND	3.5	ug/kg	1.1
Endosulfan II	ND	5.1	ug/kg	1.7
Endosulfan sulfate	ND	6.1	ug/kg	1.8
Endrin	ND	3.5	ug/kg	1.0
Endrin aldehyde	ND	6.1	ug/kg	2.0
Endrin ketone	ND	4.1	ug/kg	1.3
Heptachlor	ND	7.1	ug/kg	2.2
Heptachlor epoxide	ND	5.1	ug/kg	1.6
Methoxychlor	ND	10	ug/kg	3.1
Toxaphene	ND	140	ug/kg	39

SURROGATE	PERCENT RECOVERY	RECOVERY LIMITS
Tetrachloro-m-xylene	93	(70 - 125)
Decachlorobiphenyl	101	(55 - 130)

NOTE(S):

Results and reporting limits have been adjusted for dry weight.

Elevated reporting limits. The reporting limits are elevated due to matrix interference.

TestAmerica North Canton

PESTICIDE 8081/608

Data file : \\cansvr11\dd\chem\GCS\a2hp3.i\100308-1.b\026F2601.D
Lab Smp Id: LVTQ31A8 Client Smp ID: B12SS-038M-5040-SO
Inj Date : 08-MAR-2010 21:14
Operator : 093905 Inst ID: a2hp3.i
Smp Info : LVTQ31A8,2
Misc Info :
Comment   :
Method   : \\cansvr11\dd\chem\GCS\a2hp3.i\100308-1.b\PEST3.m
Meth Date : 09-Mar-2010 09:35 vandorenc Quant Type: ESTD
Cal Date : 12-FEB-2010 20:43 Cal File: 015F1501.D
Als bottle: 26
Dil Factor: 2.00000
Integrator: Falcon Compound Sublist: 19-pestap9.sub
Target Version: 4.14 Sample Matrix: SOIL

Concentration Formula: Amt * DF * Vt*Vi/Ws * CpndVariable

Name	Value	Description
DF	2.000	Dilution Factor
Vt	10000.000	Volume of final extract
Vi	1.000	volume injected
Ws	30.060	initial volume of sample
Cpnd Variable		Local Compound Variable

				CONCENTRATIONS ON-COL	FINAL		
RT	EXP RT	DLT RT	RESPONSE	(ng)	(ug/Kg)	TARGET RANGE	RATIO
$ 1 Tetrachloro-m-xylene						CAS #: 877-09-8	
4.843	4.834	0.009	2941703	0.00765	0.1530		(M)
25 Mirex						CAS #: 2385-85-5	

Peaks not detected for Quant. or Qual. signal(s).

3 Hexachlorobenzene						CAS #: 118-74-1	
5.598	5.569	0.029	116461				
2 Diallate						CAS #: 2303-16-4	
5.677	5.697	-0.020	71395			0.00- 20.00	100.00
5.948	5.935	0.013	396198			0.00- 20.00	554.94
11 Isodrin						CAS #: 465-73-6	

Peaks not detected for Quant. or Qual. signal(s).

```
--------------------------------------------------------------------------------
   21 Kepone                                      CAS #: 143-50-0
10.483  10.467    0.016           23970
--------------------------------------------------------------------------------
```

RT	EXP RT	DLT RT	RESPONSE	CONCENTRATIONS ON-COL (ng)	FINAL (ug/Kg)	TARGET RANGE	RATIO
18 Chlorobenzilate						CAS #: 510-15-6	
10.819	10.797	0.022	250902				
4 alpha-BHC						CAS #: 319-84-6	
5.804	5.788	0.016	36298	6e-005	0.03809		
5 gamma-BHC (Lindane)						CAS #: 58-89-9	
6.269	6.293	-0.024	2310263	0.00407	2.710		
6 beta-BHC						CAS #: 319-85-7	
6.487	6.465	0.022	695510	0.00314	2.088		
7 delta-BHC						CAS #: 319-86-8	
6.719	6.704	0.015	1317998	0.00125	0.8296		
9 Heptachlor						CAS #: 76-44-8	

Peaks not detected for Quant. or Qual. signal(s).

10 Aldrin						CAS #: 309-00-2	

Peaks not detected for Quant. or Qual. signal(s).

12 Heptachlor epoxide						CAS #: 1024-57-3	

Peaks not detected for Quant. or Qual. signal(s).

13 gamma-Chlordane						CAS #: 5103-74-2	

Peaks not detected for Quant. or Qual. signal(s).

14 alpha-Chlordane						CAS #: 5103-71-9	

Peaks not detected for Quant. or Qual. signal(s).

16 4,4'-DDE						CAS #: 72-55-9	
9.699	9.697	0.002	1162565	0.00129	0.8613		
15 Endosulfan I						CAS #: 959-98-8	
9.629	9.609	0.020	76919	9e-005	0.06222		
17 Dieldrin						CAS #: 60-57-1	
10.021	10.047	-0.026	932223	0.00266	1.767		
20 Endrin						CAS #: 72-20-8	
10.405	10.398	0.007	513507	7e-004	0.4427		

```
--------------------------------------------------------------------------------
   22 4,4'-DDD                                    CAS #: 72-54-8
10.689  10.664    0.025          163193  3e-004   0.1768
--------------------------------------------------------------------------------
```

RT	EXP RT	DLT RT	RESPONSE	CONCENTRATIONS ON-COL (ng)	FINAL (ug/Kg)	TARGET RANGE	RATIO

23 Endosulfan II CAS #: 33213-65-9

Peaks not detected for Quant. or Qual. signal(s).

---

19 Toxaphene CAS #: 8001-35-2

Peaks not detected for Quant. or Qual. signal(s).

---

8 Tech Chlordane CAS #: 57-74-9

Peaks not detected for Quant. or Qual. signal(s).

---

24 4,4'-DDT CAS #: 50-29-3

11.072	11.058	0.014	148151	2e-004	0.1606		

---

26 Endrin aldehyde CAS #: 7421-93-4

Peaks not detected for Quant. or Qual. signal(s).

---

27 Methoxychlor CAS #: 72-43-5

11.739	11.767	-0.028	1028553	0.00400	2.660		

---

28 Endosulfan sulfate CAS #: 1031-07-8

11.874	11.898	-0.024	290669	0.00103	0.6853		

---

29 Endrin ketone CAS #: 53494-70-5

Peaks not detected for Quant. or Qual. signal(s).

$ 30 Decachlorobiphenyl CAS #: 2051-24-3

13.424	13.420	0.004	2410295	0.01011	0.2022		

QC Flag Legend

M - Compound response manually integrated.

Data File: \\cansvr11\dd\chem\GCS\a2hp3.i\100308-1.b\026F2601.D

Page 1

Date : 08-MAR-2010 21:14

Client ID: B12SS-038M-5040-SO

Instrument: a2hp3.i

Sample Info: LVTQ31A8,2

Volume Injected (uL): 1.0

Operator: 093905

Column phase: clp pesticides

Column diameter: 0.53

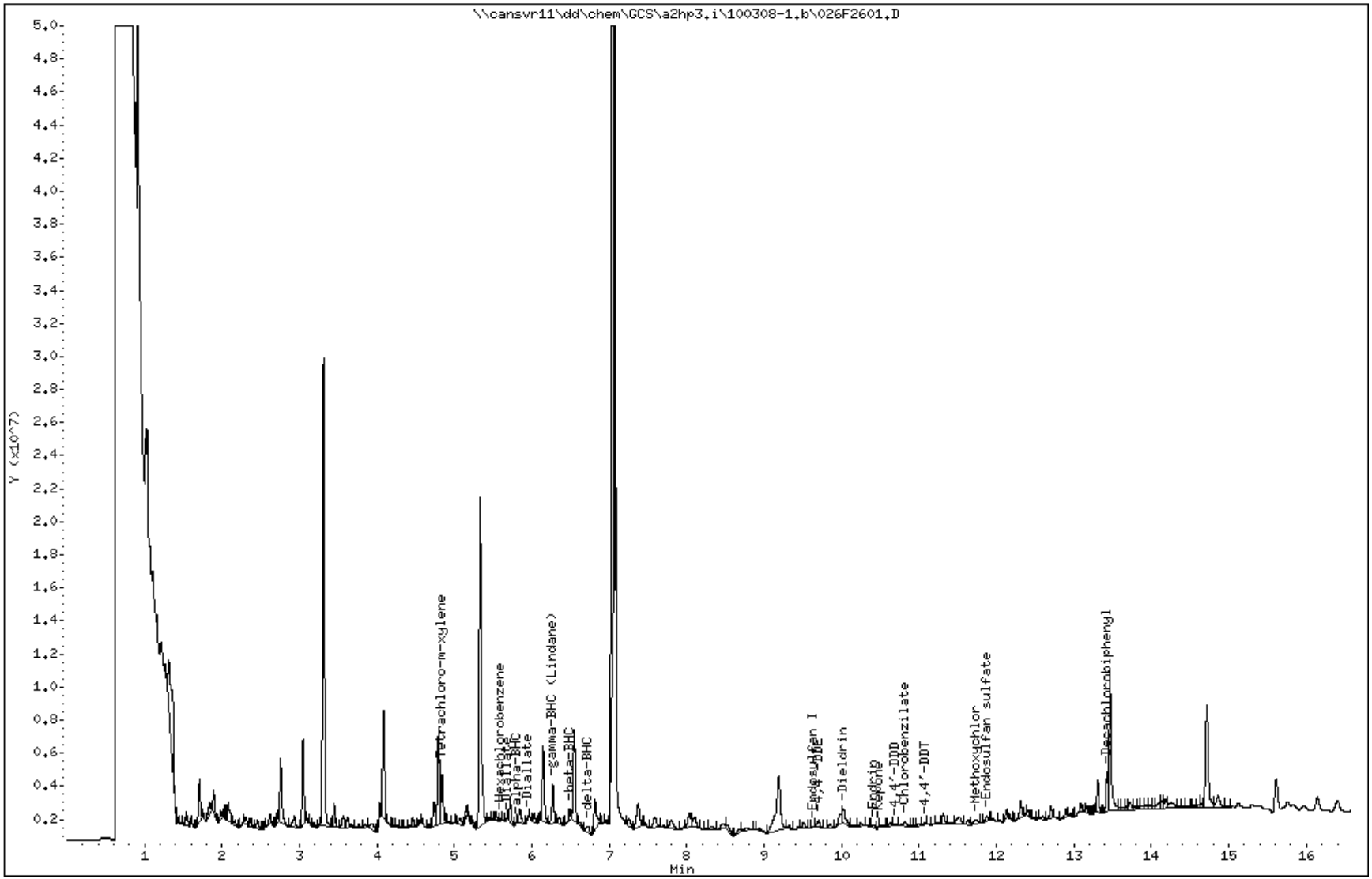

COMPOUNDS and EXP. RT REPORT

Operator: 093905 Date Acquired: 08-MAR-2010 21:14
Data File: //cansvr11/dd/chem/GCS/a2hp3.i/100308-1.b/026F2601.D
Lab Sample ID: LVTQ31A8
Misc. Info:
Instrument: a2hp3.i
Method: \\cansvr11\dd\chem\GCS\a2hp3.i\100308-1.b\PEST3.m
Dilution Factor: 2

	Compound	RT	Area	Amount	Conc
1)	Tetrachloro-m-xylene	4.843	5332887	0.008	0.153 ug/Kg
3)	Hexachlorobenzene	5.598	116461	0.000	0.000 ug/Kg
2)	Diallate	5.677	71395	0.000	0.000 ug/Kg
4)	alpha-BHC	5.805	65030	0.000	0.038 ug/Kg
5)	gamma-BHC (Lindane)	6.270	4324641	0.004	2.710 ug/Kg
6)	beta-BHC	6.487	1060108	0.003	2.088 ug/Kg
7)	delta-BHC	6.720	1317998	0.001	0.830 ug/Kg
8)	Tech Chlordane	NOT DETECTED	Expected RT = 6.899		
9)	Heptachlor	NOT DETECTED	Expected RT = 7.016		
10)	Aldrin	NOT DETECTED	Expected RT = 7.506		
11)	Isodrin	NOT DETECTED	Expected RT = 8.140		
12)	Heptachlor epoxide	NOT DETECTED	Expected RT = 8.837		
13)	gamma-Chlordane	NOT DETECTED	Expected RT = 9.115		
14)	alpha-Chlordane	NOT DETECTED	Expected RT = 9.397		
15)	Endosulfan I	9.630	76919	0.000	0.062 ug/Kg
16)	4,4'-DDE	9.700	1162565	0.001	0.861 ug/Kg
17)	Dieldrin	10.022	3030268	0.003	1.767 ug/Kg
20)	Endrin	10.406	513507	0.001	0.443 ug/Kg
21)	Kepone	10.483	49640	0.000	0.000 ug/Kg
22)	4,4'-DDD	10.689	163193	0.000	0.177 ug/Kg
23)	Endosulfan II	NOT DETECTED	Expected RT = 10.740		
18)	Chlorobenzilate	10.819	764059	0.000	0.000 ug/Kg
19)	Toxaphene	NOT DETECTED	Expected RT = 10.850		
24)	4,4'-DDT	11.072	148151	0.000	0.161 ug/Kg
26)	Endrin aldehyde	NOT DETECTED	Expected RT = 11.345		
25)	Mirex	NOT DETECTED	Expected RT = 11.684		
27)	Methoxychlor	11.739	1028553	0.004	2.660 ug/Kg
28)	Endosulfan sulfate	11.874	699689	0.001	0.685 ug/Kg
29)	Endrin ketone	NOT DETECTED	Expected RT = 12.210		
30)	Decachlorobiphenyl	13.425	3960724	0.010	0.202 ug/Kg

Data File Name: 026F2601.D
Inj. Date and Time: 08-MAR-2010 21:14
Instrument ID: a2hp3.i
Client ID: B12SS-038M-5040-SO
Compound Name: Tetrachloro-m-xylene
CAS #: 877-09-8
Report Date: 03/09/2010

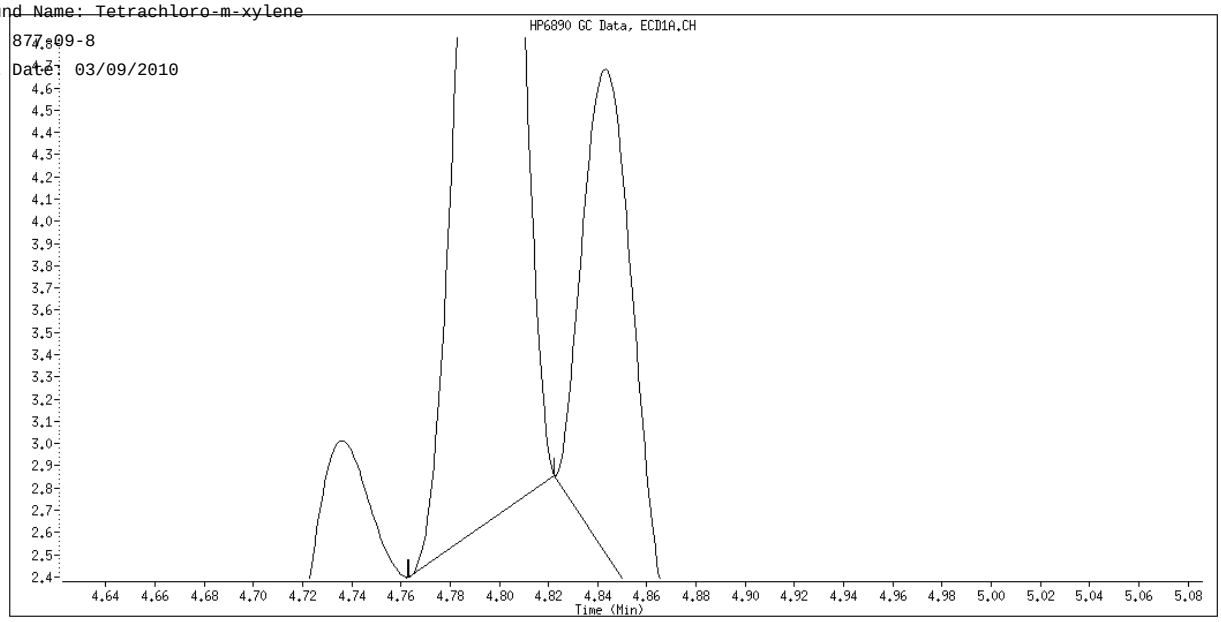

Original Integration

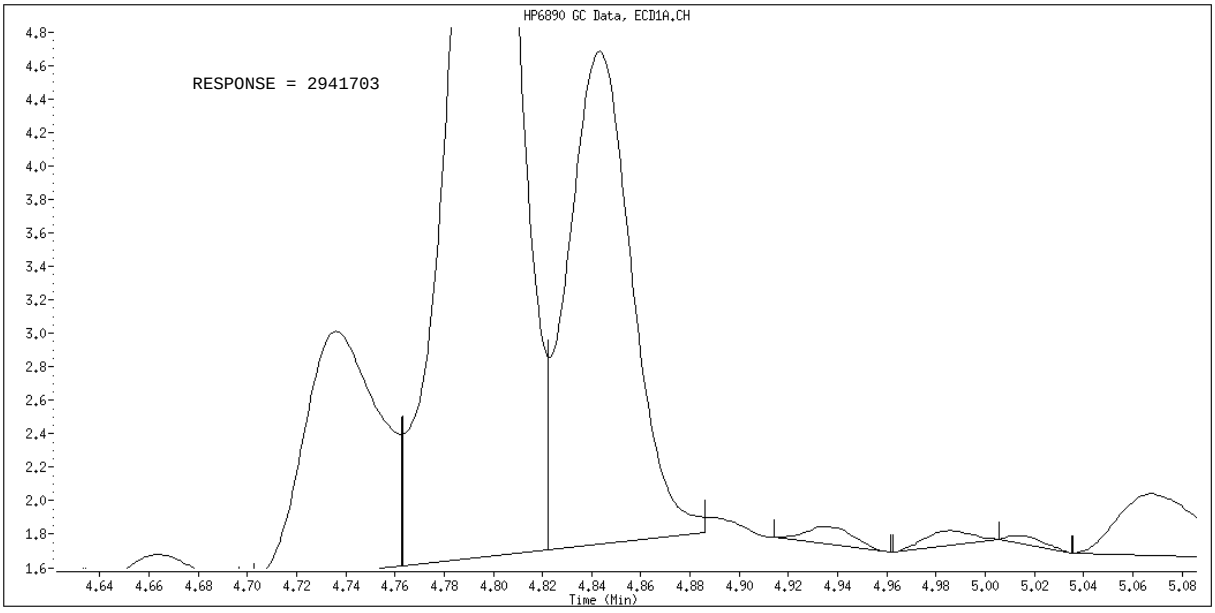

Manual Integration

Manually Integrated By: vandorenc
Manual Integration Reason: Baseline Event

TestAmerica North Canton

PESTICIDES 8081/608

Data file : \\cansvr11\dd\chem\GCS\a2hp3.i\100308-1.b\100308-1.b\026F2601.D
Lab Smp Id: LVTQ31A8 Client Smp ID: B12SS-038M-5040-SO
Inj Date : 08-MAR-2010 21:14
Operator : 093905 Inst ID: a2hp3.i
Smp Info : LVTQ31A8,2
Misc Info :
Comment :
Method : \\cansvr11\dd\chem\GCS\a2hp3.i\100308-1.b\PEST3.m\pest3r.m
Meth Date : 09-Mar-2010 09:37 vandorenc Quant Type: ESTD
Cal Date : 08-MAR-2010 15:39 Cal File: 013F1301.D
Als bottle: 26
Dil Factor: 2.00000
Integrator: Falcon Compound Sublist: 19-pestap9.sub
Target Version: 4.14 Sample Matrix: SOIL
Processing Host: CANPGCSV23

Concentration Formula: Amt * DF * Vt*Vi/Ws * CpndVariable

Name	Value	Description
DF	2.000	Dilution Factor
Vt	10000.000	Volume of final extract
Vi	1.000	volume injected
Ws	30.060	initial volume of sample
Cpnd Variable		Local Compound Variable

				CONCENTRATIONS ON-COL	FINAL		
RT	EXP RT	DLT RT	RESPONSE	(ng)	(ug/Kg)	TARGET RANGE	RATIO
$ 1 Tetrachloro-m-xylene						CAS #: 877-09-8	
5.695	5.692	0.003	917634	0.00927	0.1855		
27 Mirex						CAS #: 2385-85-5	

Peaks not detected for Quant. or Qual. signal(s).

3 Hexachlorobenzene						CAS #: 118-74-1	

Peaks not detected for Quant. or Qual. signal(s).

2 Diallate						CAS #: 2303-16-4	

Peaks not detected for Quant. or Qual. signal(s).

```
   11 Isodrin                                      CAS #: 465-73-6
9.828    9.847   -0.019           30112
--------------------------------------------------------------------------------
   21 Kepone                                       CAS #: 143-50-0
11.749  11.749    0.000           18135
--------------------------------------------------------------------------------
```

RT	EXP RT	DLT RT	RESPONSE	CONCENTRATIONS ON-COL (ng)	FINAL (ug/Kg)	TARGET RANGE	RATIO
18 Chlorobenzilate					CAS #: 510-15-6		
11.695	11.700	-0.005	22822				
4 alpha-BHC					CAS #: 319-84-6		

Peaks not detected for Quant. or Qual. signal(s).

16 4,4'-DDE					CAS #: 72-55-9		
11.083	11.092	-0.009	106659	0.00109	0.7270		(M)
15 Endosulfan I					CAS #: 959-98-8		
10.840	10.814	0.026	67554	6e-004	0.4263		
5 gamma-BHC (Lindane)					CAS #: 58-89-9		
7.430	7.403	0.027	34976	5e-004	0.3444		
6 beta-BHC					CAS #: 319-85-7		
7.642	7.617	0.025	222317	0.00890	5.919		
7 delta-BHC					CAS #: 319-86-8		

Peaks not detected for Quant. or Qual. signal(s).

8 Heptachlor					CAS #: 76-44-8		
8.279	8.307	-0.028	157899	0.00112	0.7476		
10 Aldrin					CAS #: 309-00-2		

Peaks not detected for Quant. or Qual. signal(s).

12 Heptachlor epoxide					CAS #: 1024-57-3		

Peaks not detected for Quant. or Qual. signal(s).

13 gamma-Chlordane					CAS #: 5103-74-2		
10.551	10.531	0.020	23213	4e-004	0.2890		
14 alpha-Chlordane					CAS #: 5103-71-9		
10.776	10.763	0.013	6610	1e-004	0.08201		
17 Dieldrin					CAS #: 60-57-1		

Peaks not detected for Quant. or Qual. signal(s).

20 Endrin					CAS #: 72-20-8		
11.589	11.611	-0.022	28593	6e-004	0.3663		

RT	EXP RT	DLT RT	RESPONSE	CONCENTRATIONS ON-COL (ng)	FINAL (ug/Kg)	TARGET RANGE	RATIO

22 4,4'-DDD CAS #: 72-54-8

Peaks not detected for Quant. or Qual. signal(s).

---

23 Endosulfan II CAS #: 33213-65-9

Peaks not detected for Quant. or Qual. signal(s).

---

19 Toxaphene CAS #: 8001-35-2

Peaks not detected for Quant. or Qual. signal(s).

---

9 Tech Chlordane CAS #: 57-74-9

7.965	7.987	-0.022	19216	0.01325	8.818	0.00- 20.00	100.00
9.494	9.475	0.019	50433	0.02902	19.31	0.00- 20.00	262.45
10.551	10.534	0.017	23213	0.00448	2.984	0.00- 20.00	120.80
10.776	10.767	0.009	6610	0.00148	0.9816	0.00- 20.00	34.40

Average of Peak Concentrations = 8.024

---

24 4,4'-DDT CAS #: 50-29-3

12.224	12.231	-0.007	132777	0.00185	1.234		

---

25 Endrin aldehyde CAS #: 7421-93-4

12.299	12.324	-0.025	23173	6e-004	0.4181		

---

26 Endosulfan sulfate CAS #: 1031-07-8

12.654	12.651	0.003	50231	0.00117	0.7770		

---

28 Methoxychlor CAS #: 72-43-5

13.055	13.037	0.018	74160	0.00395	2.630		

---

29 Endrin ketone CAS #: 53494-70-5

13.219	13.227	-0.008	57073	0.00112	0.7481		

$ 30 Decachlorobiphenyl CAS #: 2051-24-3

14.690	14.687	0.003	271189	0.01006	0.2012		

QC Flag Legend

M - Compound response manually integrated.

Data File: \\cansvr11\dd\chem\GCS\a2hp3.i\100308-1.b\100308-1.b\026F2601.D

Page 1

Date : 08-MAR-2010 21:14

Client ID: B12SS-038M-5040-SO

Instrument: a2hp3.i

Sample Info: LVTQ31A8,2

Volume Injected (uL): 1.0

Operator: 093905

Column phase: clp pesticides II

Column diameter: 0.53

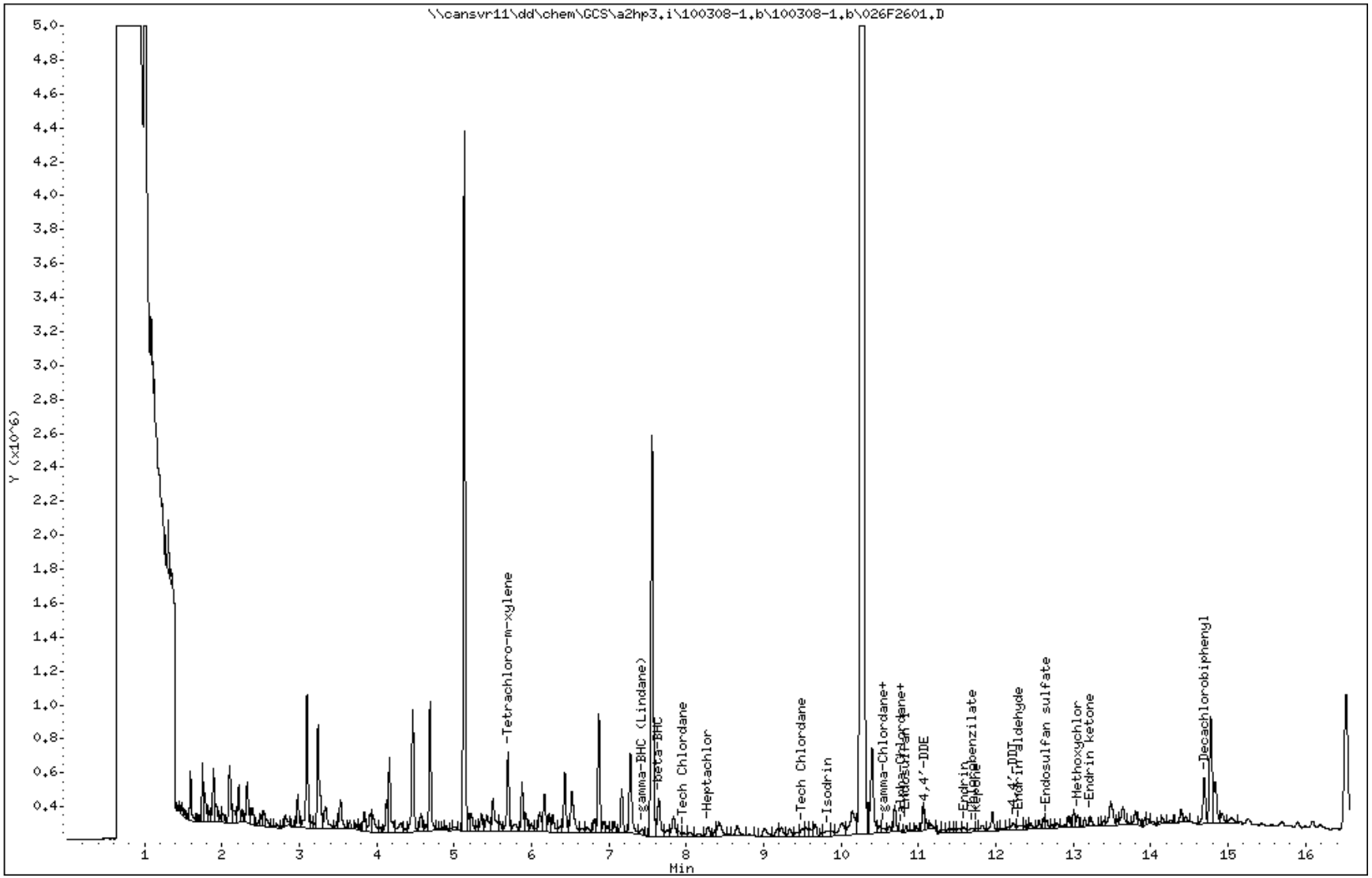

COMPOUNDS and EXP. RT REPORT

Operator: 093905 Date Acquired: 08-MAR-2010 21:14
Data File: //cansvr11/dd/chem/GCS/a2hp3.i/100308-1.b/100308-1.b/026F2601.D
Lab Sample ID: LVTQ31A8
Misc. Info:
Instrument: a2hp3.i
Method: \\cansvr11\dd\chem\GCS\a2hp3.i\100308-1.b\PEST3.m\pest3r.m
Dilution Factor: 2

Compound	RT	Area	Amount	Conc
1) Tetrachloro-m-xylene	5.696	917634	0.009	0.185 ug/Kg
3) Hexachlorobenzene	NOT DETECTED	Expected RT = 6.552		
2) Diallate	NOT DETECTED	Expected RT = 6.558		
4) alpha-BHC	NOT DETECTED	Expected RT = 6.770		
5) gamma-BHC (Lindane)	7.431	98893	0.001	0.344 ug/Kg
6) beta-BHC	7.642	650996	0.009	5.919 ug/Kg
9) Tech Chlordane	7.966	62797	0.013	8.818 ug/Kg
7) delta-BHC	NOT DETECTED	Expected RT = 8.231		
8) Heptachlor	8.279	157899	0.001	0.748 ug/Kg
10) Aldrin	NOT DETECTED	Expected RT = 9.058		
11) Isodrin	9.828	165853	0.000	0.000 ug/Kg
12) Heptachlor epoxide	NOT DETECTED	Expected RT = 10.217		
13) gamma-Chlordane	10.552	71341	0.000	0.289 ug/Kg
14) alpha-Chlordane	10.777	10149	0.000	0.082 ug/Kg
15) Endosulfan I	10.841	67554	0.001	0.426 ug/Kg
16) 4,4'-DDE	11.083	106659	0.001	0.727 ug/Kg
17) Dieldrin	NOT DETECTED	Expected RT = 11.215		
20) Endrin	11.590	80632	0.001	0.366 ug/Kg
18) Chlorobenzilate	11.696	89936	0.000	0.000 ug/Kg
21) Kepone	11.749	38754	0.000	0.000 ug/Kg
22) 4,4'-DDD	NOT DETECTED	Expected RT = 11.856		
23) Endosulfan II	NOT DETECTED	Expected RT = 11.896		
19) Toxaphene	NOT DETECTED	Expected RT = 12.014		
24) 4,4'-DDT	12.224	132777	0.002	1.234 ug/Kg
25) Endrin aldehyde	12.300	101762	0.001	0.418 ug/Kg
26) Endosulfan sulfate	12.655	92151	0.001	0.777 ug/Kg
28) Methoxychlor	13.056	147176	0.004	2.630 ug/Kg
27) Mirex	NOT DETECTED	Expected RT = 13.203		
29) Endrin ketone	13.219	129194	0.001	0.748 ug/Kg
30) Decachlorobiphenyl	14.691	625011	0.010	0.201 ug/Kg

Data File Name: 026F2601.D
Inj. Date and Time: 08-MAR-2010 21:14
Instrument ID: a2hp3.i
Client ID: B12SS-038M-5040-SO
Compound Name: 4,4'-DDE
CAS #: 72-55-9
Report Date: 03/09/2010

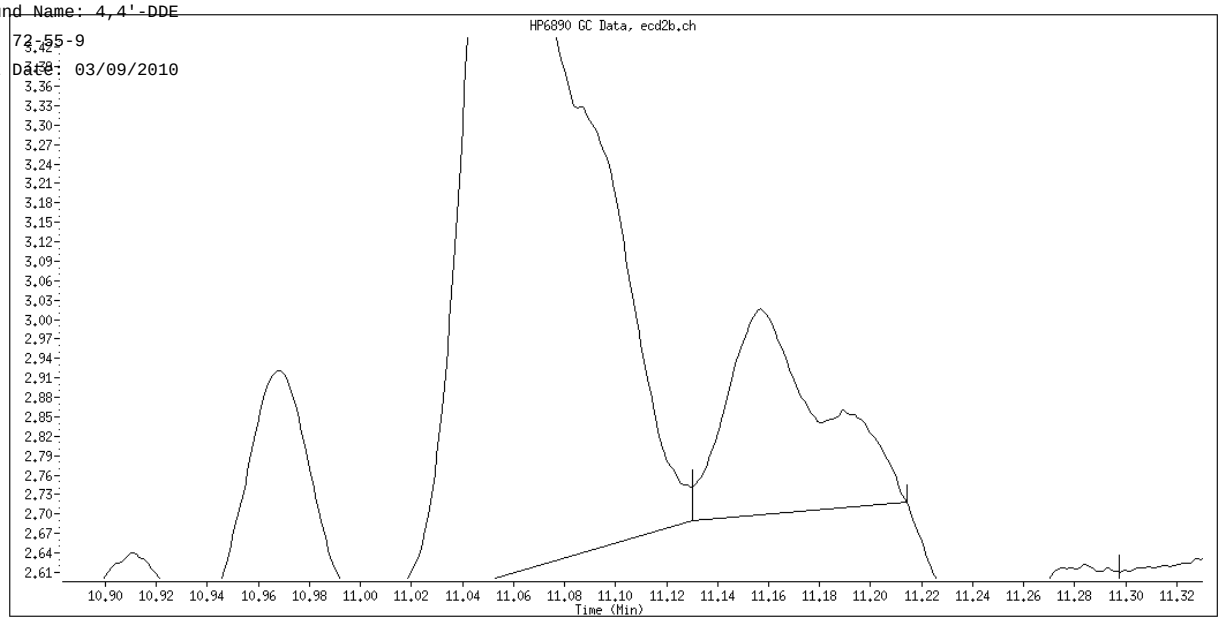

Original Integration

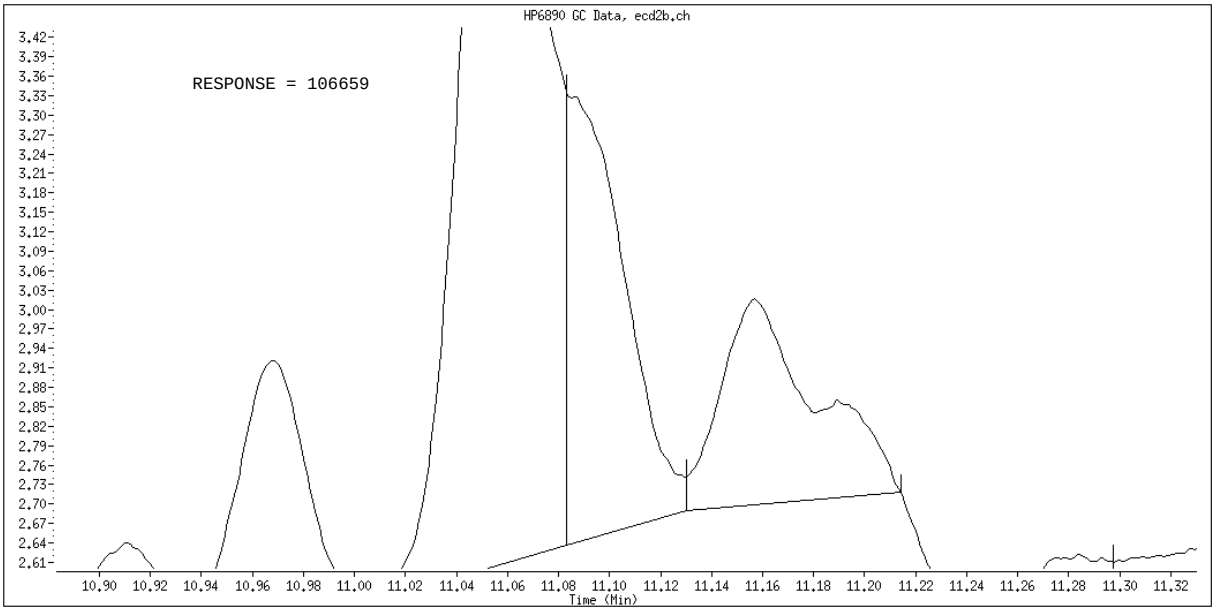

Manual Integration

Manually Integrated By: vandorenc
Manual Integration Reason: Analyte not Identified by the Data System

Science Applications International Corp

Client Sample ID: ATASS-015M-5036-SO

GC Semivolatiles

Lot-Sample #...: A0B180429-012 **Work Order #...:** LVTT01AD **Matrix.....:** SO
Date Sampled...: 02/17/10 12:00 **Date Received..:** 02/17/10
Prep Date.....: 02/23/10 **Analysis Date..:** 03/08/10
Prep Batch #...: 0054022
Dilution Factor: 2 **Initial Wgt/Vol:** 30.1 g **Final Wgt/Vol..:** 10 mL
% Moisture.....: 1.9 **Method.....:** SW846 8081A

PARAMETER	RESULT	REPORTING LIMIT	UNITS	MDL
Aldrin	ND	8.2	ug/kg	2.4
alpha-BHC	ND	5.1	ug/kg	1.5
beta-BHC	ND	7.1	ug/kg	2.2
delta-BHC	ND	8.2	ug/kg	2.4
gamma-BHC (Lindane)	ND	5.1	ug/kg	1.5
alpha-Chlordane	ND	6.1	ug/kg	1.9
gamma-Chlordane	ND	3.5	ug/kg	0.86
4,4'-DDD	ND	4.1	ug/kg	1.3
4,4'-DDE	ND	3.5	ug/kg	0.80
4,4'-DDT	ND	4.1	ug/kg	1.3
Dieldrin	ND	3.5	ug/kg	0.96
Endosulfan I	ND	3.5	ug/kg	1.1
Endosulfan II	ND	5.1	ug/kg	1.7
Endosulfan sulfate	ND	6.1	ug/kg	1.8
Endrin	ND	3.5	ug/kg	1.0
Endrin aldehyde	ND	6.1	ug/kg	2.0
Endrin ketone	ND	4.1	ug/kg	1.3
Heptachlor	ND	7.1	ug/kg	2.2
Heptachlor epoxide	ND	5.1	ug/kg	1.6
Methoxychlor	ND	10	ug/kg	3.1
Toxaphene	ND	140	ug/kg	39

SURROGATE	PERCENT RECOVERY	RECOVERY LIMITS
Tetrachloro-m-xylene	85	(70 - 125)
Decachlorobiphenyl	98	(55 - 130)

NOTE(S):

Results and reporting limits have been adjusted for dry weight.

Elevated reporting limits. The reporting limits are elevated due to matrix interference.

TestAmerica North Canton

PESTICIDE 8081/608

Data file : \\cansvr11\dd\chem\GCS\a2hp3.i\100308-1.b\029F2901.D
Lab Smp Id: LVTT01AD Client Smp ID: ATASS-015M-5036-SO
Inj Date : 08-MAR-2010 22:28
Operator : 093905 Inst ID: a2hp3.i
Smp Info : LVTT01AD,2
Misc Info :
Comment   :
Method   : \\cansvr11\dd\chem\GCS\a2hp3.i\100308-1.b\PEST3.m
Meth Date : 09-Mar-2010 09:35 vandorenc Quant Type: ESTD
Cal Date : 12-FEB-2010 20:43 Cal File: 015F1501.D
Als bottle: 29
Dil Factor: 2.00000
Integrator: Falcon Compound Sublist: 19-pestap9.sub
Target Version: 4.14 Sample Matrix: SOIL
Processing Host: CANPGCSV23

Concentration Formula: Amt * DF * Vt*Vi/Ws * CpndVariable

Name	Value	Description
DF	2.000	Dilution Factor
Vt	10000.000	Volume of final extract
Vi	1.000	volume injected
Ws	30.100	initial volume of sample
Cpnd Variable		Local Compound Variable

				CONCENTRATIONS ON-COL	FINAL		
RT	EXP RT	DLT RT	RESPONSE	(ng)	(ug/Kg)	TARGET RANGE	RATIO
$ 1 Tetrachloro-m-xylene						CAS #: 877-09-8	
4.842	4.834	0.008	3261258	0.00848	0.1696		
25 Mirex						CAS #: 2385-85-5	

Peaks not detected for Quant. or Qual. signal(s).

3 Hexachlorobenzene						CAS #: 118-74-1	
5.573	5.569	0.004	617156				
2 Diallate						CAS #: 2303-16-4	
5.718	5.697	0.021	1955363			0.00- 20.00	100.00
5.946	5.935	0.011	783600			0.00- 20.00	40.07

RT	EXP RT	DLT RT	RESPONSE	CONCENTRATIONS ON-COL (ng)	FINAL (ug/Kg)	TARGET RANGE	RATIO

11 Isodrin CAS #: 465-73-6

Peaks not detected for Quant. or Qual. signal(s).

---

21 Kepone CAS #: 143-50-0

10.485	10.467	0.018	35304				

---

18 Chlorobenzilate CAS #: 510-15-6

10.822	10.797	0.025	118801				

---

4 alpha-BHC CAS #: 319-84-6

Peaks not detected for Quant. or Qual. signal(s).

---

5 gamma-BHC (Lindane) CAS #: 58-89-9

6.314	6.293	0.021	72561	1e-004	0.08501		

---

6 beta-BHC CAS #: 319-85-7

6.487	6.465	0.022	456186	0.00206	1.368		

---

7 delta-BHC CAS #: 319-86-8

6.724	6.704	0.020	1577026	0.00149	0.9913		

---

9 Heptachlor CAS #: 76-44-8

7.036	7.016	0.020	395640909	0.36204	240.6		

---

10 Aldrin CAS #: 309-00-2

Peaks not detected for Quant. or Qual. signal(s).

---

12 Heptachlor epoxide CAS #: 1024-57-3

Peaks not detected for Quant. or Qual. signal(s).

---

13 gamma-Chlordane CAS #: 5103-74-2

Peaks not detected for Quant. or Qual. signal(s).

---

14 alpha-Chlordane CAS #: 5103-71-9

Peaks not detected for Quant. or Qual. signal(s).

---

16 4,4'-DDE CAS #: 72-55-9

9.693	9.697	-0.004	1889259	0.00210	1.398		

```
   15 Endosulfan I                                CAS #: 959-98-8
9.587    9.609   -0.022           17981  2e-005  0.01452
-------------------------------------------------------------------------------
   17 Dieldrin                                    CAS #: 60-57-1
10.018  10.047   -0.029          264167  8e-004   0.5001
-------------------------------------------------------------------------------
   20 Endrin                                      CAS #: 72-20-8
10.405  10.398    0.007          389081 5.e-004   0.3350
-------------------------------------------------------------------------------
```

RT	EXP RT	DLT RT	RESPONSE	CONCENTRATIONS ON-COL (ng)	FINAL (ug/Kg)	TARGET RANGE	RATIO
22 4,4'-DDD					CAS #: 72-54-8		
10.678	10.664	0.014	135312	0.00022	0.1464		
23 Endosulfan II					CAS #: 33213-65-9		
10.752	10.740	0.012	856062	0.00282	1.874		
19 Toxaphene					CAS #: 8001-35-2		

Peaks not detected for Quant. or Qual. signal(s).

8 Tech Chlordane					CAS #: 57-74-9		

Peaks not detected for Quant. or Qual. signal(s).

24 4,4'-DDT					CAS #: 50-29-3		
11.061	11.058	0.003	609234	1e-003	0.6596		
26 Endrin aldehyde					CAS #: 7421-93-4		
11.357	11.345	0.012	162327	3e-004	0.2105		
27 Methoxychlor					CAS #: 72-43-5		

Peaks not detected for Quant. or Qual. signal(s).

28 Endosulfan sulfate					CAS #: 1031-07-8		
11.878	11.898	-0.020	167046	6e-004	0.3933		
29 Endrin ketone					CAS #: 53494-70-5		
12.214	12.210	0.004	88226	1e-004	0.09545		
$ 30 Decachlorobiphenyl					CAS #: 2051-24-3		
13.423	13.420	0.003	2341288	0.00982	0.1964		

Data File: \\cansvr11\dd\chem\GCS\a2hp3.i\100308-1.b\029F2901.D

Page 1

Date : 08-MAR-2010 22:28

Client ID: ATASS-015M-5036-SO

Instrument: a2hp3.i

Sample Info: LVTT01AD,2

Volume Injected (uL): 1.0

Operator: 093905

Column phase: clp pesticides

Column diameter: 0.53

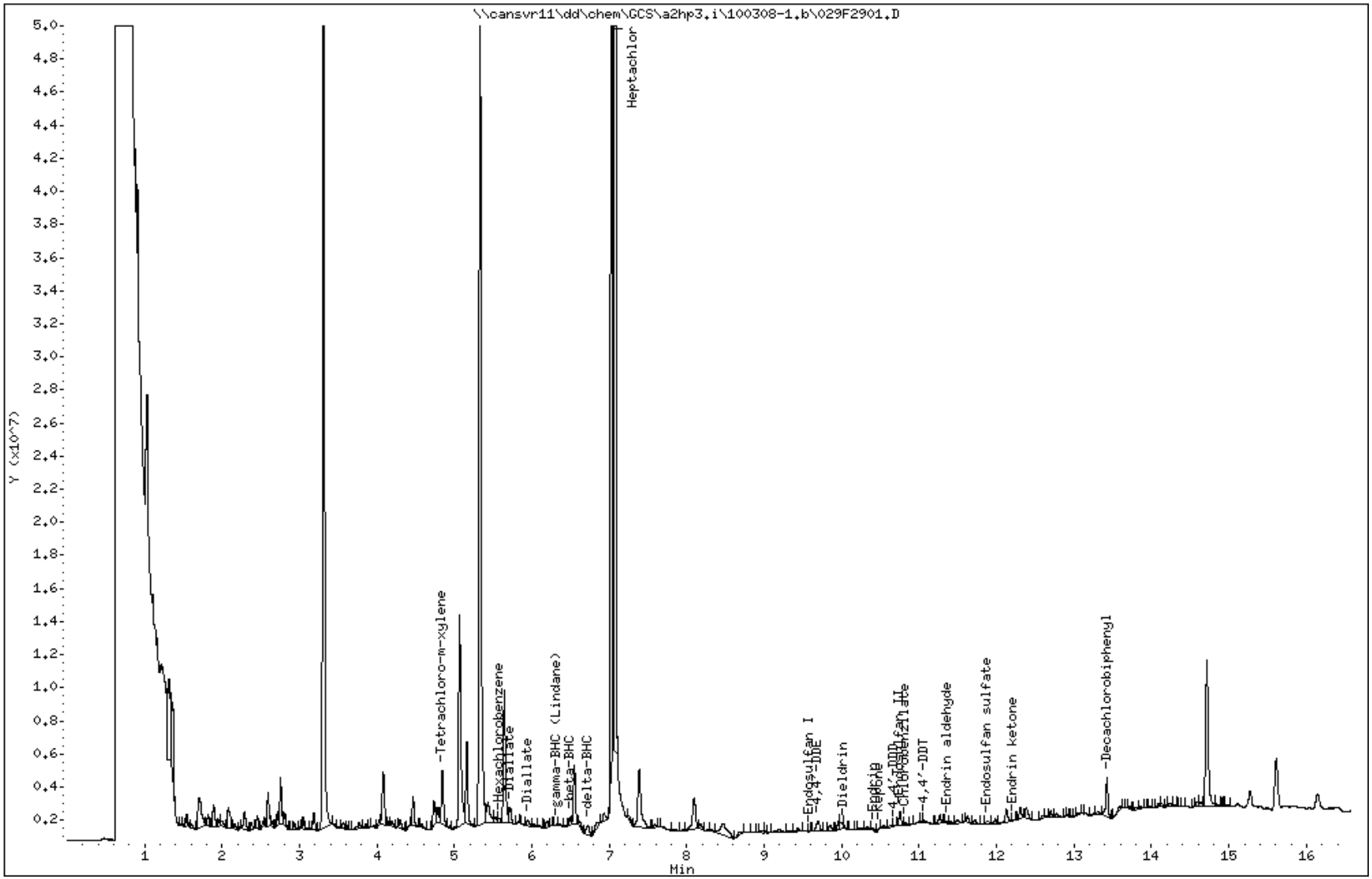

COMPOUNDS and EXP. RT REPORT

Operator: 093905 Date Acquired: 08-MAR-2010 22:28
Data File: //cansvr11/dd/chem/GCS/a2hp3.i/100308-1.b/029F2901.D
Lab Sample ID: LVTT01AD
Misc. Info:
Instrument: a2hp3.i
Method: \\cansvr11\dd\chem\GCS\a2hp3.i\100308-1.b\PEST3.m
Dilution Factor: 2

Compound	RT	Area	Amount	Conc
1) Tetrachloro-m-xylene	4.843	6134995	0.008	0.170 ug/Kg
3) Hexachlorobenzene	5.574	617156	0.000	0.000 ug/Kg
2) Diallate	5.719	1955363	0.000	0.000 ug/Kg
4) alpha-BHC	NOT DETECTED	Expected RT = 5.789		
5) gamma-BHC (Lindane)	6.315	106494	0.000	0.085 ug/Kg
6) beta-BHC	6.488	702088	0.002	1.368 ug/Kg
7) delta-BHC	6.725	1577026	0.001	0.991 ug/Kg
8) Tech Chlordane	NOT DETECTED	Expected RT = 6.899		
9) Heptachlor	7.036	395640909	0.362	240.558 ug/Kg
10) Aldrin	NOT DETECTED	Expected RT = 7.506		
11) Isodrin	NOT DETECTED	Expected RT = 8.140		
12) Heptachlor epoxide	NOT DETECTED	Expected RT = 8.837		
13) gamma-Chlordane	NOT DETECTED	Expected RT = 9.115		
14) alpha-Chlordane	NOT DETECTED	Expected RT = 9.397		
15) Endosulfan I	9.588	17981	0.000	0.015 ug/Kg
16) 4,4'-DDE	9.694	1889259	0.002	1.398 ug/Kg
17) Dieldrin	10.019	476293	0.001	0.500 ug/Kg
20) Endrin	10.405	389081	0.001	0.335 ug/Kg
21) Kepone	10.485	131095	0.000	0.000 ug/Kg
22) 4,4'-DDD	10.679	135312	0.000	0.146 ug/Kg
23) Endosulfan II	10.752	1711523	0.003	1.874 ug/Kg
18) Chlorobenzilate	10.822	272714	0.000	0.000 ug/Kg
19) Toxaphene	NOT DETECTED	Expected RT = 10.850		
24) 4,4'-DDT	11.061	609234	0.001	0.660 ug/Kg
26) Endrin aldehyde	11.357	162327	0.000	0.211 ug/Kg
25) Mirex	NOT DETECTED	Expected RT = 11.684		
27) Methoxychlor	NOT DETECTED	Expected RT = 11.767		
28) Endosulfan sulfate	11.879	428387	0.001	0.393 ug/Kg
29) Endrin ketone	12.215	88226	0.000	0.095 ug/Kg
30) Decachlorobiphenyl	13.424	4519698	0.010	0.196 ug/Kg

TestAmerica North Canton

PESTICIDES 8081/608

Data file : \\cansvr11\dd\chem\GCS\a2hp3.i\100308-1.b\100308-1.b\029F2901.D
Lab Smp Id: LVTT01AD Client Smp ID: ATASS-015M-5036-SO
Inj Date : 08-MAR-2010 22:28
Operator : 093905 Inst ID: a2hp3.i
Smp Info : LVTT01AD,2
Misc Info :
Comment :
Method : \\cansvr11\dd\chem\GCS\a2hp3.i\100308-1.b\PEST3.m\pest3r.m
Meth Date : 09-Mar-2010 09:37 vandorenc Quant Type: ESTD
Cal Date : 08-MAR-2010 15:39 Cal File: 013F1301.D
Als bottle: 29
Dil Factor: 2.00000
Integrator: Falcon Compound Sublist: 19-pestap9.sub
Target Version: 4.14 Sample Matrix: SOIL
Processing Host: CANPGCSV23

Concentration Formula: Amt * DF * Vt*Vi/Ws * CpndVariable

Name	Value	Description
DF	2.000	Dilution Factor
Vt	10000.000	Volume of final extract
Vi	1.000	volume injected
Ws	30.100	initial volume of sample
Cpnd Variable		Local Compound Variable

				CONCENTRATIONS ON-COL	FINAL		
RT	EXP RT	DLT RT	RESPONSE	(ng)	(ug/Kg)	TARGET RANGE	RATIO
$ 1 Tetrachloro-m-xylene						CAS #: 877-09-8	
5.716	5.692	0.024	4674205	0.04723	0.9447		(R)
27 Mirex						CAS #: 2385-85-5	

Peaks not detected for Quant. or Qual. signal(s).

3 Hexachlorobenzene						CAS #: 118-74-1	

Peaks not detected for Quant. or Qual. signal(s).

2 Diallate						CAS #: 2303-16-4	
6.582	6.557	0.025	117098			0.00- 20.00	100.00
6.672	6.672	0.000	152627			0.00- 20.00	130.34

RT	EXP RT	DLT RT	RESPONSE	CONCENTRATIONS ON-COL (ng)	FINAL (ug/Kg)	TARGET RANGE	RATIO

11 Isodrin CAS #: 465-73-6

Peaks not detected for Quant. or Qual. signal(s).

---

21 Kepone CAS #: 143-50-0

11.743	11.749	-0.006	14886				

---

18 Chlorobenzilate CAS #: 510-15-6

11.690	11.700	-0.010	9885				

---

4 alpha-BHC CAS #: 319-84-6

6.795	6.769	0.026	11364	1e-004	0.08405		

---

16 4,4'-DDE CAS #: 72-55-9

11.094	11.092	0.002	54010	6e-004	0.3677		

---

15 Endosulfan I CAS #: 959-98-8

Peaks not detected for Quant. or Qual. signal(s).

---

5 gamma-BHC (Lindane) CAS #: 58-89-9

7.422	7.403	0.019	30850	5e-004	0.3034		

---

6 beta-BHC CAS #: 319-85-7

Peaks not detected for Quant. or Qual. signal(s).

---

7 delta-BHC CAS #: 319-86-8

Peaks not detected for Quant. or Qual. signal(s).

---

8 Heptachlor CAS #: 76-44-8

Peaks not detected for Quant. or Qual. signal(s).

---

10 Aldrin CAS #: 309-00-2

Peaks not detected for Quant. or Qual. signal(s).

---

12 Heptachlor epoxide CAS #: 1024-57-3

Peaks not detected for Quant. or Qual. signal(s).

---

13 gamma-Chlordane CAS #: 5103-74-2

Peaks not detected for Quant. or Qual. signal(s).

RT	EXP RT	DLT RT	RESPONSE	CONCENTRATIONS ON-COL (ng)	FINAL (ug/Kg)	TARGET RANGE	RATIO

14 alpha-Chlordane CAS #: 5103-71-9

Peaks not detected for Quant. or Qual. signal(s).

---

17 Dieldrin CAS #: 60-57-1

Peaks not detected for Quant. or Qual. signal(s).

---

20 Endrin CAS #: 72-20-8

11.583	11.611	-0.028	17823	3e-004	0.2280		

---

22 4,4'-DDD CAS #: 72-54-8

11.827	11.856	-0.029	119442	0.00172	1.144		

---

23 Endosulfan II CAS #: 33213-65-9

Peaks not detected for Quant. or Qual. signal(s).

---

19 Toxaphene CAS #: 8001-35-2

Peaks not detected for Quant. or Qual. signal(s).

---

9 Tech Chlordane CAS #: 57-74-9

Peaks not detected for Quant. or Qual. signal(s).

---

24 4,4'-DDT CAS #: 50-29-3

12.232	12.231	0.001	61267	9e-004	0.5685		

---

25 Endrin aldehyde CAS #: 7421-93-4

12.311	12.324	-0.013	11898	3e-004	0.2144		

---

26 Endosulfan sulfate CAS #: 1031-07-8

Peaks not detected for Quant. or Qual. signal(s).

---

28 Methoxychlor CAS #: 72-43-5

13.057	13.037	0.020	35832	0.00191	1.269		

---

29 Endrin ketone CAS #: 53494-70-5

13.219	13.227	-0.008	67757	0.00133	0.8870		

$ 30 Decachlorobiphenyl CAS #: 2051-24-3

14.691	14.687	0.004	264614	0.00982	0.1964		

QC Flag Legend

R - Spike/Surrogate failed recovery limits.

Data File: \\cansvr11\dd\chem\GCS\a2hp3.i\100308-1.b\100308-1.b\029F2901.D

Page 1

Date : 08-MAR-2010 22:28

Client ID: ATASS-015M-5036-SO

Instrument: a2hp3.i

Sample Info: LVTT01AD,2

Volume Injected (uL): 1.0

Operator: 093905

Column phase: clp pesticides II

Column diameter: 0.53

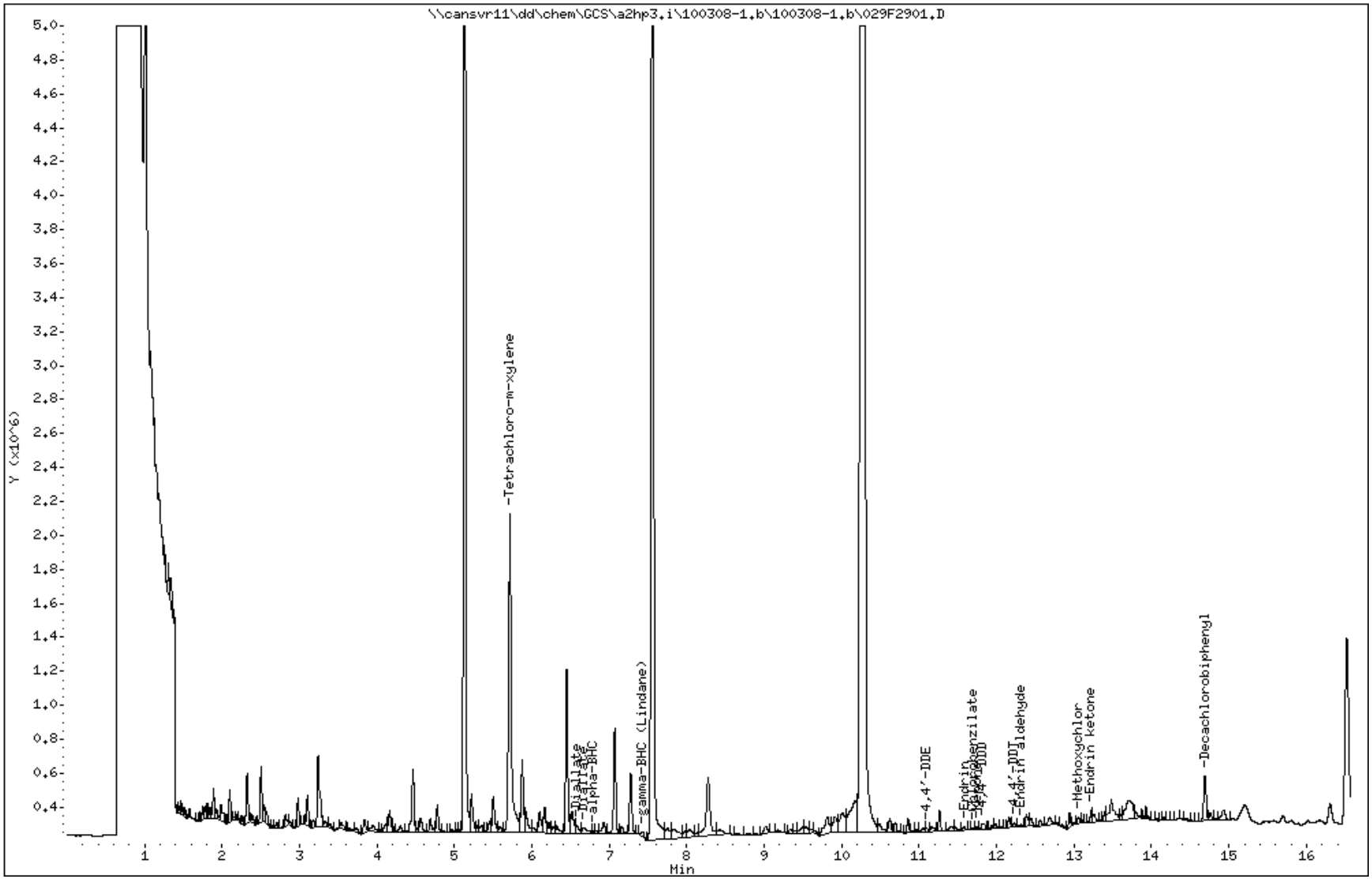

COMPOUNDS and EXP. RT REPORT

Operator: 093905 Date Acquired: 08-MAR-2010 22:28
Data File: //cansvr11/dd/chem/GCS/a2hp3.i/100308-1.b/100308-1.b/029F2901.D
Lab Sample ID: LVTT01AD
Misc. Info:
Instrument: a2hp3.i
Method: \\cansvr11\dd\chem\GCS\a2hp3.i\100308-1.b\PEST3.m\pest3r.m
Dilution Factor: 2

Compound	RT	Area	Amount	Conc
1) Tetrachloro-m-xylene	5.716	4674205	0.047	0.945 ug/Kg
3) Hexachlorobenzene	NOT DETECTED	Expected RT = 6.552		
2) Diallate	6.582	117098	0.000	0.000 ug/Kg
4) alpha-BHC	6.795	20635	0.000	0.084 ug/Kg
5) gamma-BHC (Lindane)	7.422	93624	0.000	0.303 ug/Kg
6) beta-BHC	NOT DETECTED	Expected RT = 7.618		
9) Tech Chlordane	NOT DETECTED	Expected RT = 7.987		
7) delta-BHC	NOT DETECTED	Expected RT = 8.231		
8) Heptachlor	NOT DETECTED	Expected RT = 8.308		
10) Aldrin	NOT DETECTED	Expected RT = 9.058		
11) Isodrin	NOT DETECTED	Expected RT = 9.848		
12) Heptachlor epoxide	NOT DETECTED	Expected RT = 10.217		
13) gamma-Chlordane	NOT DETECTED	Expected RT = 10.531		
14) alpha-Chlordane	NOT DETECTED	Expected RT = 10.764		
15) Endosulfan I	NOT DETECTED	Expected RT = 10.815		
16) 4,4'-DDE	11.095	54010	0.001	0.368 ug/Kg
17) Dieldrin	NOT DETECTED	Expected RT = 11.215		
20) Endrin	11.584	41119	0.000	0.228 ug/Kg
18) Chlorobenzilate	11.690	13180	0.000	0.000 ug/Kg
21) Kepone	11.744	23636	0.000	0.000 ug/Kg
22) 4,4'-DDD	11.827	119442	0.002	1.144 ug/Kg
23) Endosulfan II	NOT DETECTED	Expected RT = 11.896		
19) Toxaphene	NOT DETECTED	Expected RT = 12.014		
24) 4,4'-DDT	12.232	61267	0.001	0.568 ug/Kg
25) Endrin aldehyde	12.311	27955	0.000	0.214 ug/Kg
26) Endosulfan sulfate	NOT DETECTED	Expected RT = 12.651		
28) Methoxychlor	13.058	67221	0.002	1.269 ug/Kg
27) Mirex	NOT DETECTED	Expected RT = 13.203		
29) Endrin ketone	13.220	133500	0.001	0.887 ug/Kg
30) Decachlorobiphenyl	14.691	575115	0.010	0.196 ug/Kg

TestAmerica
THE LEADER IN ENVIRONMENTAL TESTING

STANDARD DATA

Report Date: 09-Mar-2010 09:48

Calibration History

Method : \\cansvr11\dd\chem\GCS\a2hp3.i\100308-1.b\PEST3.m
Start Cal Date: 11-FEB-2010 09:19
End Cal Date : 08-MAR-2010 15:39
Last Cal Level: 6
Last Cal Type : Continuing Calibration

Initial Calibration

Injection Date	Sublist	Calibration File
Cal Level: 1 , Cal Amount: 0.00500		
08-MAR-2010 12:45	1-AB	\\cansvr11\dd\chem\GCS\a2hp3.i\100308-1.b\006F0601.D
11-FEB-2010 13:50	11-MIREX	\\cansvr11\dd\chem\GCS\a2hp3.i\100211IC-1.b\014F1401.D
23-FEB-2010 16:55	15-TECHLOR	\\cansvr11\dd\chem\GCS\a2hp3.i\100223IC-1.b\008F0801.D
23-FEB-2010 14:53	16-TOXAPH	\\cansvr11\dd\chem\GCS\a2hp3.i\100223IC-1.b\003F0301.D
Cal Level: 2 , Cal Amount: 0.01000		
08-MAR-2010 13:10	1-AB	\\cansvr11\dd\chem\GCS\a2hp3.i\100308-1.b\007F0701.D
11-FEB-2010 14:15	11-MIREX	\\cansvr11\dd\chem\GCS\a2hp3.i\100211IC-1.b\015F1501.D
23-FEB-2010 17:20	15-TECHLOR	\\cansvr11\dd\chem\GCS\a2hp3.i\100223IC-1.b\009F0901.D
23-FEB-2010 15:17	16-TOXAPH	\\cansvr11\dd\chem\GCS\a2hp3.i\100223IC-1.b\004F0401.D
Cal Level: 3 , Cal Amount: 0.02500		
08-MAR-2010 13:35	1-AB	\\cansvr11\dd\chem\GCS\a2hp3.i\100308-1.b\008F0801.D
11-FEB-2010 14:40	11-MIREX	\\cansvr11\dd\chem\GCS\a2hp3.i\100211IC-1.b\016F1601.D
23-FEB-2010 17:45	15-TECHLOR	\\cansvr11\dd\chem\GCS\a2hp3.i\100223IC-1.b\010F1001.D
23-FEB-2010 15:42	16-TOXAPH	\\cansvr11\dd\chem\GCS\a2hp3.i\100223IC-1.b\005F0501.D
Cal Level: 4 , Cal Amount: 0.05000		
08-MAR-2010 15:39	1-AB	\\cansvr11\dd\chem\GCS\a2hp3.i\100308-1.b\013F1301.D
11-FEB-2010 15:05	11-MIREX	\\cansvr11\dd\chem\GCS\a2hp3.i\100211IC-1.b\017F1701.D
23-FEB-2010 18:10	15-TECHLOR	\\cansvr11\dd\chem\GCS\a2hp3.i\100223IC-1.b\011F1101.D
23-FEB-2010 16:06	16-TOXAPH	\\cansvr11\dd\chem\GCS\a2hp3.i\100223IC-1.b\006F0601.D

Cal Level: 5 , Cal Amount: 0.10000	
08-MAR-2010 14:25	1-AB
\\cansvr11\dd\chem\GCS\a2hp3.i\100308-1.b\010F1001.D	
11-FEB-2010 15:29	11-MIREX
\\cansvr11\dd\chem\GCS\a2hp3.i\100211IC-1.b\018F1801.D	
23-FEB-2010 18:35	15-TECHLOR
\\cansvr11\dd\chem\GCS\a2hp3.i\100223IC-1.b\012F1201.D	
23-FEB-2010 16:31	16-TOXAPH
\\cansvr11\dd\chem\GCS\a2hp3.i\100223IC-1.b\007F0701.D	

Cal Level: 6 , Cal Amount: 0.20000	
12-FEB-2010 20:43	mrl
\\cansvr11\dd\chem\GCS\a2hp3.i\100212IC-1.b\015F1501.D	
08-MAR-2010 14:49	1-AB
\\cansvr11\dd\chem\GCS\a2hp3.i\100308-1.b\011F1101.D	
11-FEB-2010 15:54	11-MIREX
\\cansvr11\dd\chem\GCS\a2hp3.i\100211IC-1.b\019F1901.D	

Continuing Calibration
Ccal Level Mode: GLOBAL LEVEL 3

09-MAR-2010 08:43	1-ab
\\cansvr11\dd\chem\GCS\a2hp3.i\100308-1.b\053F5301.D	
09-MAR-2010 06:28	1-AB
\\cansvr11\dd\chem\GCS\a2hp3.i\100308-1.b\048F4801.D	
09-MAR-2010 01:09	16-toxaph
\\cansvr11\dd\chem\GCS\a2hp3.i\100308-1.b\035F3501.D	
09-MAR-2010 01:58	1-ab
\\cansvr11\dd\chem\GCS\a2hp3.i\100308-1.b\037F3701.D	
09-MAR-2010 01:33	15-techlor
\\cansvr11\dd\chem\GCS\a2hp3.i\100308-1.b\036F3601.D	
08-MAR-2010 20:25	1-ab
\\cansvr11\dd\chem\GCS\a2hp3.i\100308-1.b\024F2401.D	
08-MAR-2010 16:04	1-AB
\\cansvr11\dd\chem\GCS\a2hp3.i\100308-1.b\014F1401.D	
08-MAR-2010 13:35	1-AB
\\cansvr11\dd\chem\GCS\a2hp3.i\100308-1.b\008F0801.D	
08-MAR-2010 12:20	16-TOXAPH
\\cansvr11\dd\chem\GCS\a2hp3.i\100308-1.b\005F0501.D	
08-MAR-2010 11:55	1-AB
\\cansvr11\dd\chem\GCS\a2hp3.i\100308-1.b\004F0401.D	

Report Date: 09-Mar-2010 09:48

Calibration History

Method : \\cansvr11\dd\chem\GCS\a2hp3.i\100308-1.b\PEST3.m\pest3r.m
Start Cal Date: 11-FEB-2010 09:19
End Cal Date : 08-MAR-2010 15:39
Last Cal Level: 4
Last Cal Type : Continuing Calibration

Initial Calibration

Injection Date	Sublist	Calibration File
Cal Level: 1 , Cal Amount: 0.00500		
08-MAR-2010 12:45	1-AB	\\cansvr11\dd\chem\GCS\a2hp3.i\100308-1.b\100308-1.b\006F0601.D
11-FEB-2010 13:50	11-MIREX	\\cansvr11\dd\chem\GCS\a2hp3.i\100211IC-1.b\100211IC-1.b\014F1401.D
23-FEB-2010 16:55	15-TECHLOR	\\cansvr11\dd\chem\GCS\a2hp3.i\100223IC-1.b\100223IC-1.b\008F0801.D
23-FEB-2010 14:53	16-TOXAPH	\\cansvr11\dd\chem\GCS\a2hp3.i\100223IC-1.b\100223IC-1.b\003F0301.D
Cal Level: 2 , Cal Amount: 0.01000		
08-MAR-2010 13:10	1-AB	\\cansvr11\dd\chem\GCS\a2hp3.i\100308-1.b\100308-1.b\007F0701.D
11-FEB-2010 14:15	11-MIREX	\\cansvr11\dd\chem\GCS\a2hp3.i\100211IC-1.b\100211IC-1.b\015F1501.D
23-FEB-2010 17:20	15-TECHLOR	\\cansvr11\dd\chem\GCS\a2hp3.i\100223IC-1.b\100223IC-1.b\009F0901.D
23-FEB-2010 15:17	16-TOXAPH	\\cansvr11\dd\chem\GCS\a2hp3.i\100223IC-1.b\100223IC-1.b\004F0401.D
Cal Level: 3 , Cal Amount: 0.02500		
08-MAR-2010 13:35	1-AB	\\cansvr11\dd\chem\GCS\a2hp3.i\100308-1.b\100308-1.b\008F0801.D
11-FEB-2010 14:40	11-MIREX	\\cansvr11\dd\chem\GCS\a2hp3.i\100211IC-1.b\100211IC-1.b\016F1601.D
23-FEB-2010 17:45	15-TECHLOR	\\cansvr11\dd\chem\GCS\a2hp3.i\100223IC-1.b\100223IC-1.b\010F1001.D
23-FEB-2010 15:42	16-TOXAPH	\\cansvr11\dd\chem\GCS\a2hp3.i\100223IC-1.b\100223IC-1.b\005F0501.D
Cal Level: 4 , Cal Amount: 0.05000		
08-MAR-2010 15:39	1-AB	\\cansvr11\dd\chem\GCS\a2hp3.i\100308-1.b\100308-1.b\013F1301.D
11-FEB-2010 15:05	11-MIREX	\\cansvr11\dd\chem\GCS\a2hp3.i\100211IC-1.b\100211IC-1.b\017F1701.D
23-FEB-2010 18:10	15-TECHLOR	\\cansvr11\dd\chem\GCS\a2hp3.i\100223IC-1.b\100223IC-1.b\011F1101.D
23-FEB-2010 16:06	16-TOXAPH	\\cansvr11\dd\chem\GCS\a2hp3.i\100223IC-1.b\100223IC-1.b\006F0601.D

Cal Level: 5 , Cal Amount: 0.10000	
08-MAR-2010 14:25	1-AB
\\cansvr11\dd\chem\GCS\a2hp3.i\100308-1.b\100308-1.b\010F1001.D	
11-FEB-2010 15:29	11-MIREX
\\cansvr11\dd\chem\GCS\a2hp3.i\100211IC-1.b\100211IC-1.b\018F1801.D	
23-FEB-2010 18:35	15-TECHLOR
\\cansvr11\dd\chem\GCS\a2hp3.i\100223IC-1.b\100223IC-1.b\012F1201.D	
23-FEB-2010 16:31	16-TOXAPH
\\cansvr11\dd\chem\GCS\a2hp3.i\100223IC-1.b\100223IC-1.b\007F0701.D	

Cal Level: 6 , Cal Amount: 0.20000	
08-MAR-2010 14:49	1-AB
\\cansvr11\dd\chem\GCS\a2hp3.i\100308-1.b\100308-1.b\011F1101.D	
11-FEB-2010 15:54	11-MIREX
\\cansvr11\dd\chem\GCS\a2hp3.i\100211IC-1.b\100211IC-1.b\019F1901.D	

Continuing Calibration
Ccal Level Mode: GLOBAL LEVEL 3

09-MAR-2010 08:43	1-ab
\\cansvr11\dd\chem\GCS\a2hp3.i\100308-1.b\100308-1.b\053F5301.D	
09-MAR-2010 08:43	19-pestap9
\\cansvr11\dd\chem\GCS\a2hp3.i\100308-1.b\100308-1.b\053F5301.D	
09-MAR-2010 06:28	1-AB
\\cansvr11\dd\chem\GCS\a2hp3.i\100308-1.b\100308-1.b\048F4801.D	
09-MAR-2010 01:58	1-ab
\\cansvr11\dd\chem\GCS\a2hp3.i\100308-1.b\100308-1.b\037F3701.D	
09-MAR-2010 01:33	15-techlor
\\cansvr11\dd\chem\GCS\a2hp3.i\100308-1.b\100308-1.b\036F3601.D	
09-MAR-2010 01:09	16-toxaph
\\cansvr11\dd\chem\GCS\a2hp3.i\100308-1.b\100308-1.b\035F3501.D	
08-MAR-2010 20:25	1-ab
\\cansvr11\dd\chem\GCS\a2hp3.i\100308-1.b\100308-1.b\024F2401.D	
08-MAR-2010 16:04	1-AB
\\cansvr11\dd\chem\GCS\a2hp3.i\100308-1.b\100308-1.b\014F1401.D	
08-MAR-2010 13:35	1-AB
\\cansvr11\dd\chem\GCS\a2hp3.i\100308-1.b\100308-1.b\008F0801.D	
08-MAR-2010 12:20	16-TOXAPH
\\cansvr11\dd\chem\GCS\a2hp3.i\100308-1.b\100308-1.b\005F0501.D	
09-MAR-2010 06:28	1-AB
\\cansvr11\dd\chem\GCS\a2hp3.i\100308-1.b\100308-1.b\048F4801.D	
09-MAR-2010 01:58	19-pestap9
\\cansvr11\dd\chem\GCS\a2hp3.i\100308-1.b\100308-1.b\037F3701.D	
09-MAR-2010 01:33	19-pestap9
\\cansvr11\dd\chem\GCS\a2hp3.i\100308-1.b\100308-1.b\036F3601.D	
09-MAR-2010 01:09	19-pestap9
\\cansvr11\dd\chem\GCS\a2hp3.i\100308-1.b\100308-1.b\035F3501.D	
08-MAR-2010 20:25	19-pestap9
\\cansvr11\dd\chem\GCS\a2hp3.i\100308-1.b\100308-1.b\024F2401.D	
08-MAR-2010 16:04	1-AB
\\cansvr11\dd\chem\GCS\a2hp3.i\100308-1.b\100308-1.b\014F1401.D	
08-MAR-2010 13:35	1-AB
\\cansvr11\dd\chem\GCS\a2hp3.i\100308-1.b\100308-1.b\008F0801.D	
08-MAR-2010 12:20	16-TOXAPH
\\cansvr11\dd\chem\GCS\a2hp3.i\100308-1.b\100308-1.b\005F0501.D	
08-MAR-2010 11:55	1-AB
\\cansvr11\dd\chem\GCS\a2hp3.i\100308-1.b\100308-1.b\004F0401.D	

Report Date : 09-Mar-2010 07:31

TestAmerica North Canton

INITIAL CALIBRATION DATA

Start Cal Date : 11-FEB-2010 09:19
End Cal Date : 08-MAR-2010 15:39
Quant Method : ESTD
Target Version : 4.14
Integrator : Falcon
Method file : \\cansvr11\dd\chem\GCS\a2hp3.i\100308-1.b\PEST3.m
Last Edit : 09-Mar-2010 07:20 vandorenc

Calibration File Names:
Level 1: \\cansvr11\dd\chem\GCS\a2hp3.i\100308-1.b\006F0601.D
Level 2: \\cansvr11\dd\chem\GCS\a2hp3.i\100308-1.b\007F0701.D
Level 3: \\cansvr11\dd\chem\GCS\a2hp3.i\100308-1.b\008F0801.D
Level 4: \\cansvr11\dd\chem\GCS\a2hp3.i\100308-1.b\013F1301.D
Level 5: \\cansvr11\dd\chem\GCS\a2hp3.i\100308-1.b\010F1001.D
Level 6: \\cansvr11\dd\chem\GCS\a2hp3.i\100212IC-1.b\015F1501.D

Compound	0.0050000 Level 1	0.0100000 Level 2	0.0250000 Level 3	0.0500000 Level 4	0.1000000 Level 5	0.2000000 Level 6	Curve	Coefficients b	m1	m2	%RSD or R^2	
2 Diallate(1)	+++++	+++++	+++++	+++++	+++++	+++++	LINR	0.000e+000	0.000e+000		0.000e+000	<-
(2)	+++++	+++++	+++++	+++++	+++++	+++++	LINR	0.000e+000	0.000e+000		0.000e+000	<-
3 Hexachlorobenzene	+++++	+++++	+++++	+++++	+++++	+++++	AVRG		0.000e+000		0.000e+000	<-
4 alpha-BHC	658200200	643947800	635209520	657942720	604420960	604432130	AVRG		634025555		3.86886	
5 gamma-BHC (Lindane)	588737200	579813100	566716200	588804400	546171900	532587710	AVRG		567138418		4.12017	
6 beta-BHC	245359800	228201600	216885240	226626800	207330040	205106495	AVRG		221584996		6.78826	
7 delta-BHC	1.086e+009	1.056e+009	1.053e+009	1.104e+009	1.024e+009	1.020e+009	AVRG		1.057e+009		3.17271	
8 Tech Chlordane(1)	42334250	39385420	37775490	37071100	31734156	+++++	AVRG		37660083		10.30986	
(2)	44805450	41024340	38555480	37757455	32913024	+++++	AVRG		39011150		11.21700	
(3)	130429650	129198040	123363350	124015490	110445012	+++++	AVRG		123490308		6.41728	
(4)	187590600	179114480	175220280	192517245	170306334	+++++	AVRG		180949788		4.99967	
9 Heptachlor	1.125e+009	1.107e+009	1.039e+009	1.050e+009	1.205e+009	1.030e+009	AVRG		1.093e+009		6.14747	
10 Aldrin	434330800	417811400	401886040	411670540	374875010	355794195	AVRG		399394664		7.27292	
11 Isodrin	+++++	+++++	+++++	+++++	+++++	+++++	AVRG		0.000e+000		0.000e+000	<-

TestAmerica North Canton

INITIAL CALIBRATION DATA

Start Cal Date : 11-FEB-2010 09:19
End Cal Date : 08-MAR-2010 15:39
Quant Method : ESTD
Target Version : 4.14
Integrator : Falcon
Method file : \\cansvr11\dd\chem\GCS\a2hp3.i\100308-1.b\PEST3.m
Last Edit : 09-Mar-2010 07:20 vandorenc

Compound	0.0050000 Level 1	0.0100000 Level 2	0.0250000 Level 3	0.0500000 Level 4	0.1000000 Level 5	0.2000000 Level 6	Curve	Coefficients b	m1	m2	%RSD or R^2	
12 Heptachlor epoxide	1.066e+009	1.002e+009	942756440	949439560	842522970	788155055	AVRG		931835754		10.93970	
13 gamma-Chlordane	338018800	323503400	311492720	327035220	303833600	295077855	AVRG		316493599		5.03068	
14 alpha-Chlordane	347853200	333537800	321596160	331711820	302526860	302256660	AVRG		323247083		5.62945	
15 Endosulfan I	931426400	886674800	834612200	838053940	744251020	700007510	AVRG		822504312		10.52903	
16 4,4'-DDE	948387400	926714000	899942240	923236780	847602850	842454915	AVRG		898056364		4.88659	
17 Dieldrin	386388000	369928600	357299120	363000620	326410420	302917180	AVRG		350990657		8.74523	
18 Chlorobenzilate	+++++	+++++	+++++	+++++	+++++	+++++	LINR	0.000e+000	0.000e+000		0.000e+000	<-
19 Toxaphene (1)	11588960	10887592	10759158	11190467	10827399	+++++	AVRG		11050715		3.10429	
(2)	10421630	10268018	10487655	10967279	10582502	+++++	AVRG		10545417		2.48619	
(3)	13130400	12672252	12537199	13131453	12469032	+++++	AVRG		12788067		2.51342	
(4)	11748025	11849890	11668801	12602317	12217611	+++++	AVRG		12017329		3.23451	
(5)	5978930	6172086	6101971	6690029	6688216	+++++	AVRG		6326246		5.34911	
20 Endrin	857408600	822060200	778581000	787779740	708195290	676406075	AVRG		771738484		8.84585	
21 Kepone	+++++	+++++	+++++	+++++	+++++	+++++	QUAD	0.000e+000	0.000e+000	0.000e+000	0.000e+000	<-
22 4,4'-DDD	641790400	625321500	606482920	622283800	588665260	600190210	AVRG		614122348		3.13901	
23 Endosulfan II	334907600	321635600	306968680	310116520	278054370	269084260	AVRG		303461172		8.34055	
24 4,4'-DDT	639635200	613412100	596866920	624287020	590413600	617668085	AVRG		613713821		2.93853	
25 Mirex	3387676	5427900	10540756	21087253	40701343	80392571	LINR	-0.00609	197830114		0.99990	
26 Endrin aldehyde	574869000	541062900	503673160	517624820	472025640	464860970	AVRG		512352748		8.14967	
27 Methoxychlor	299234000	262362800	256974480	254573060	232098210	238626025	AVRG		257311429		9.15641	
28 Endosulfan sulfate	314213200	294375200	276684200	285005800	259263910	263713735	AVRG		282209341		7.22587	
29 Endrin ketone	691091600	640378500	608964240	614890140	560143430	569560885	AVRG		614171466		7.82228	

TestAmerica North Canton

INITIAL CALIBRATION DATA

Start Cal Date : 11-FEB-2010 09:19
End Cal Date : 08-MAR-2010 15:39
Quant Method : ESTD
Target Version : 4.14
Integrator : Falcon
Method file : \\cansvr11\dd\chem\GCS\a2hp3.i\100308-1.b\PEST3.m
Last Edit : 09-Mar-2010 07:20 vandorenc

Compound	0.0050000 Level 1	0.0100000 Level 2	0.0250000 Level 3	0.0500000 Level 4	0.1000000 Level 5	0.2000000 Level 6	Curve	Coefficients b	m1	m2	%RSD or R^2
$ 1 Tetrachloro-m-xylene	420627000	401141500	381933600	396377500	361638430	346060175	AVRG		384629701		7.10105
$ 30 Decachlorobiphenyl	263509800	250296700	234288600	237103640	211174910	234288455	AVRG		238443684		7.38100

TestAmerica North Canton

INITIAL CALIBRATION DATA

Start Cal Date : 11-FEB-2010 09:19
End Cal Date : 08-MAR-2010 15:39
Quant Method : ESTD
Target Version : 4.14
Integrator : Falcon
Method file : \\cansvr11\dd\chem\GCS\a2hp3.i\100308-1.b\PEST3.m
Last Edit : 09-Mar-2010 07:20 vandorenc

Curve	Formula	Units
Averaged	Amt = Rsp/m1	Response
Linear	Amt = b + Rsp/m1	Response
Quad	Amt = b + m1*Rsp + m2*Rsp^2	Response

Report Date : 09-Mar-2010 09:17

TestAmerica North Canton

INITIAL CALIBRATION DATA

Start Cal Date : 11-FEB-2010 09:19
End Cal Date : 08-MAR-2010 15:39
Quant Method : ESTD
Target Version : 4.14
Integrator : Falcon
Method file : \\cansvr11\dd\chem\GCS\a2hp3.i\100308-1.b\PEST3.m\pest3r.m
Last Edit : 09-Mar-2010 09:00 vandorenc

Calibration File Names:
Level 1: \\cansvr11\dd\chem\GCS\a2hp3.i\100308-1.b\100308-1.b\006F0601.D
Level 2: \\cansvr11\dd\chem\GCS\a2hp3.i\100308-1.b\100308-1.b\007F0701.D
Level 3: \\cansvr11\dd\chem\GCS\a2hp3.i\100308-1.b\100308-1.b\008F0801.D
Level 4: \\cansvr11\dd\chem\GCS\a2hp3.i\100308-1.b\100308-1.b\013F1301.D
Level 5: \\cansvr11\dd\chem\GCS\a2hp3.i\100308-1.b\100308-1.b\010F1001.D
Level 6: \\cansvr11\dd\chem\GCS\a2hp3.i\100308-1.b\100308-1.b\011F1101.D

Compound	0.0050000 Level 1	0.0100000 Level 2	0.0250000 Level 3	0.0500000 Level 4	0.1000000 Level 5	0.2000000 Level 6	Curve	Coefficients b	m1	m2	%RSD or R^2	
2 Diallate(1)	+++++	+++++	+++++	+++++	+++++	+++++	AVRG		0.000e+000		0.000e+000	<-
(2)	+++++	+++++	+++++	+++++	+++++	+++++	AVRG		0.000e+000		0.000e+000	<-
3 Hexachlorobenzene	+++++	+++++	+++++	+++++	+++++	+++++	AVRG		0.000e+000		0.000e+000	<-
4 alpha-BHC	76608200	81593400	88495160	97818100	96360510	98165030	AVRG		89840067		10.20611	
5 gamma-BHC (Lindane)	59423000	61078200	65719000	73027580	72236420	73935970	AVRG		67570028		9.45382	
6 beta-BHC	25048800	24436500	23991920	25453820	25002110	25995740	AVRG		24988148		2.84824	
7 delta-BHC	112954800	116237400	126837120	144337580	146479430	154679125	AVRG		133587576		12.96101	
8 Heptachlor	131264200	131848600	135958320	148449800	146195290	149363450	AVRG		140513277		5.99643	
9 Tech Chlordane(1)	1604550	1463100	1415090	1419220	1347414	+++++	AVRG		1449875		6.61077	
(2)	2327800	1839760	1635640	1536090	1348616	+++++	AVRG		1737581		21.55453	<-
(3)	5384000	4959800	5079200	5324880	5134222	+++++	AVRG		5176420		3.39155	<-
(4)	4720350	4364560	4419390	4549840	4346624	+++++	AVRG		4480153		3.48365	<-
10 Aldrin	119638000	121017400	122455640	138319200	137574620	142892300	AVRG		130316193		7.95377	
11 Isodrin	+++++	+++++	+++++	+++++	+++++	+++++	AVRG		0.000e+000		0.000e+000	<-

TestAmerica North Canton

INITIAL CALIBRATION DATA

Start Cal Date : 11-FEB-2010 09:19
End Cal Date : 08-MAR-2010 15:39
Quant Method : ESTD
Target Version : 4.14
Integrator : Falcon
Method file : \\cansvr11\dd\chem\GCS\a2hp3.i\100308-1.b\PEST3.m\pest3r.m
Last Edit : 09-Mar-2010 09:00 vandorenc

Compound	0.0050000 Level 1	0.0100000 Level 2	0.0250000 Level 3	0.0500000 Level 4	0.1000000 Level 5	0.2000000 Level 6	Curve	Coefficients b	m1	m2	%RSD or R^2	
12 Heptachlor epoxide	49126800	48737900	49908160	54547320	52916150	52938880	AVRG		51362535		4.69241	
13 gamma-Chlordane	49696000	49410400	51229320	56591140	55316440	58336710	AVRG		53430002		7.13032	
14 alpha-Chlordane	50808000	50930800	51426120	55813940	55000180	57785305	AVRG		53627391		5.53290	
15 Endosulfan I	102952800	101065500	101034160	110159800	107076360	110263890	AVRG		105425418		4.08987	
16 4,4'-DDE	88218800	88289000	94137640	103967580	101271770	109741240	AVRG		97604338		9.02678	
17 Dieldrin	100160600	99182700	105083760	116775920	111309870	117107450	AVRG		108270050		7.36795	
18 Chlorobenzilate	+++++	+++++	+++++	+++++	+++++	+++++	AVRG		0.000e+000		0.000e+000	<-
19 Toxaphene (1)	1767825	1715488	1803579	1925879	1945824	+++++	AVRG		1831719		5.47774	
(2)	787780	768876	816978	897710	911624	+++++	AVRG		836594		7.72764	
(3)	1764615	1770180	1843980	2012607	2023557	+++++	AVRG		1882988		6.76048	
(4)	1569250	1528898	1566662	1699494	1699210	+++++	AVRG		1612703		5.00376	
(5)	693760	721854	758816	839275	884407	+++++	AVRG		779622		10.27752	
20 Endrin	47794600	48560600	49695000	55907820	53764910	55878530	AVRG		51933577		7.11305	
21 Kepone	+++++	+++++	+++++	+++++	+++++	+++++	QUAD	0.000e+000	0.000e+000	0.000e+000	0.000e+000	<-
22 4,4'-DDD	61630000	62334200	64753440	72018740	73884660	81639250	AVRG		69376715		11.32499	
23 Endosulfan II	47506200	46059400	47028480	51111620	49988480	52360990	AVRG		49009195		5.12122	
24 4,4'-DDT	65835800	64948200	66934480	74554280	73727250	83662715	AVRG		71610454		10.03111	
25 Endrin aldehyde	35863600	34755800	34365240	38091480	37445250	40718620	AVRG		36873332		6.46241	
26 Endosulfan sulfate	42212200	40824200	40474920	44174620	43887180	46511705	AVRG		43014138		5.32464	
27 Mirex	49365700	39957450	32729040	32834850	32760760	33459440	AVRG		36851207		18.30918	
28 Methoxychlor	18929000	18209000	17810320	18487520	18335570	20795435	AVRG		18761141		5.65672	
29 Endrin ketone	48933800	47163900	48076040	52359360	51338360	56673060	AVRG		50757420		6.89989	

TestAmerica North Canton

INITIAL CALIBRATION DATA

Start Cal Date : 11-FEB-2010 09:19
End Cal Date : 08-MAR-2010 15:39
Quant Method : ESTD
Target Version : 4.14
Integrator : Falcon
Method file : \\cansvr11\dd\chem\GCS\a2hp3.i\100308-1.b\PEST3.m\pest3r.m
Last Edit : 09-Mar-2010 09:00 vandorenc

Compound	0.0050000 Level 1	0.0100000 Level 2	0.0250000 Level 3	0.0500000 Level 4	0.1000000 Level 5	0.2000000 Level 6	Curve	Coefficients b	m1	m2	%RSD or R^2
$ 1 Tetrachloro-m-xylene	96864400	96252000	96022720	102209900	100335730	102059980	AVRG		98957455		2.94330
$ 30 Decachlorobiphenyl	30523000	28512000	25992920	26173960	24152770	26340880	AVRG		26949255		8.28403

TestAmerica North Canton

INITIAL CALIBRATION DATA

Start Cal Date : 11-FEB-2010 09:19
End Cal Date : 08-MAR-2010 15:39
Quant Method : ESTD
Target Version : 4.14
Integrator : Falcon
Method file : \\cansvr11\dd\chem\GCS\a2hp3.i\100308-1.b\PEST3.m\pest3r.m
Last Edit : 09-Mar-2010 09:00 vandorenc

Curve	Formula	Units
Averaged	Amt = Rsp/m1	Response
Quad	Amt = b + m1*Rsp + m2*Rsp^2	Response

Data File: \\cansvr11\dd\chem\GCS\a2hp3.i\100308-1.b/002F0201.D
Report Date: 03/09/2010

EVALB Degradation Report

Instrument ID: a2hp3.i Injection Date: 08-MAR-2010 11:05
Lab File ID: 002F0201.D Lab Sample ID: PEM E006
Analysis Type: NONE Method File: \\cansvr11\dd\chem\GCS\a2hp3.i\100308-1.b\PES

4,4'-DDT Degradation

RT	Area	Compound
11.060	56149158	4,4'-DDT
9.6985	516551	4,4'-DDE
10.669	2305062	4,4'-DDD

Percent Degradation of 4,4'-DDT: 4.78

Endrin Degradation

RT	Area	Compound
10.399	34264135	Endrin
11.348	1193752	Endrin aldehyde
12.211	2356363	Endrin ketone

Percent Degradation of Endrin: 9.39

TestAmerica North Canton

PESTICIDE 8081/608

Data file : \\cansvr11\dd\chem\GCS\a2hp3.i\100308-1.b\002F0201.D
Lab Smp Id: PEM E006
Inj Date : 08-MAR-2010 11:05
Operator : 093905   Inst ID: a2hp3.i
Smp Info : PEM E006
Misc Info : 12-PEM.SUB
Comment   :
Method   : \\cansvr11\dd\chem\GCS\a2hp3.i\100308-1.b\PEST3.m
Meth Date : 09-Mar-2010 02:11 vandorenc Quant Type: ESTD
Cal Date : 08-MAR-2010 15:39   Cal File: 013F1301.D
Als bottle: 2   QC Sample: PEM
Dil Factor: 1.00000
Integrator: Falcon   Compound Sublist: 12-PEM.SUB
Target Version: 4.14   Sample Matrix: None
Processing Host: CANPGCSV23

RT	EXP RT	DLT RT	RESPONSE	CONCENTRATIONS ON-COL (ng)	CONCENTRATIONS FINAL (ng)	TARGET RANGE	RATIO
4 alpha-BHC					CAS #: 319-84-6		
5.791	5.796	-0.005	6212694	0.00980	0.009799		
5 gamma-BHC (Lindane)					CAS #: 58-89-9		
6.296	6.301	-0.005	5555001	0.00979	0.009795		
6 beta-BHC					CAS #: 319-85-7		
6.466	6.473	-0.007	2148599	0.00970	0.009696		
16 4,4'-DDE					CAS #: 72-55-9		
9.698	9.707	-0.009	170317	5e-004	0.0005330		
20 Endrin					CAS #: 72-20-8		
10.399	10.406	-0.007	34264135	0.04440	0.04440		
22 4,4'-DDD					CAS #: 72-54-8		
10.668	10.675	-0.007	945076	0.00349	0.003492		
23 Endosulfan II					CAS #: 33213-65-9		

Peaks not detected for Quant. or Qual. signal(s).

24 4,4'-DDT					CAS #: 50-29-3		
11.060	11.067	-0.007	26556377	0.09456	0.09456		
26 Endrin aldehyde					CAS #: 7421-93-4		
11.347	11.353	-0.006	1193752	0.00233	0.002330		

```
   27 Methoxychlor                                CAS #: 72-43-5
11.768  11.775   -0.007        55375883 0.21521   0.2152
--------------------------------------------------------------------------------
   28 Endosulfan sulfate                          CAS #: 1031-07-8
11.899  11.905   -0.006          152664  5e-004  0.0005410
--------------------------------------------------------------------------------
```

RT	EXP RT	DLT RT	RESPONSE	CONCENTRATIONS ON-COL (ng)	CONCENTRATIONS FINAL (ng)	TARGET RANGE	RATIO
29 Endrin ketone					CAS #: 53494-70-5		
12.211	12.217	-0.006	2356363	0.00384	0.003837		

Data File: \\cansvr11\dd\chem\GCS\a2hp3.i\100308-1.b\002F0201.D

Date : 08-MAR-2010 11:05

Client ID:

Instrument: a2hp3.i

Sample Info: PEM E006

Operator: 093905

Column phase: clp pesticides

Column diameter: 0.53

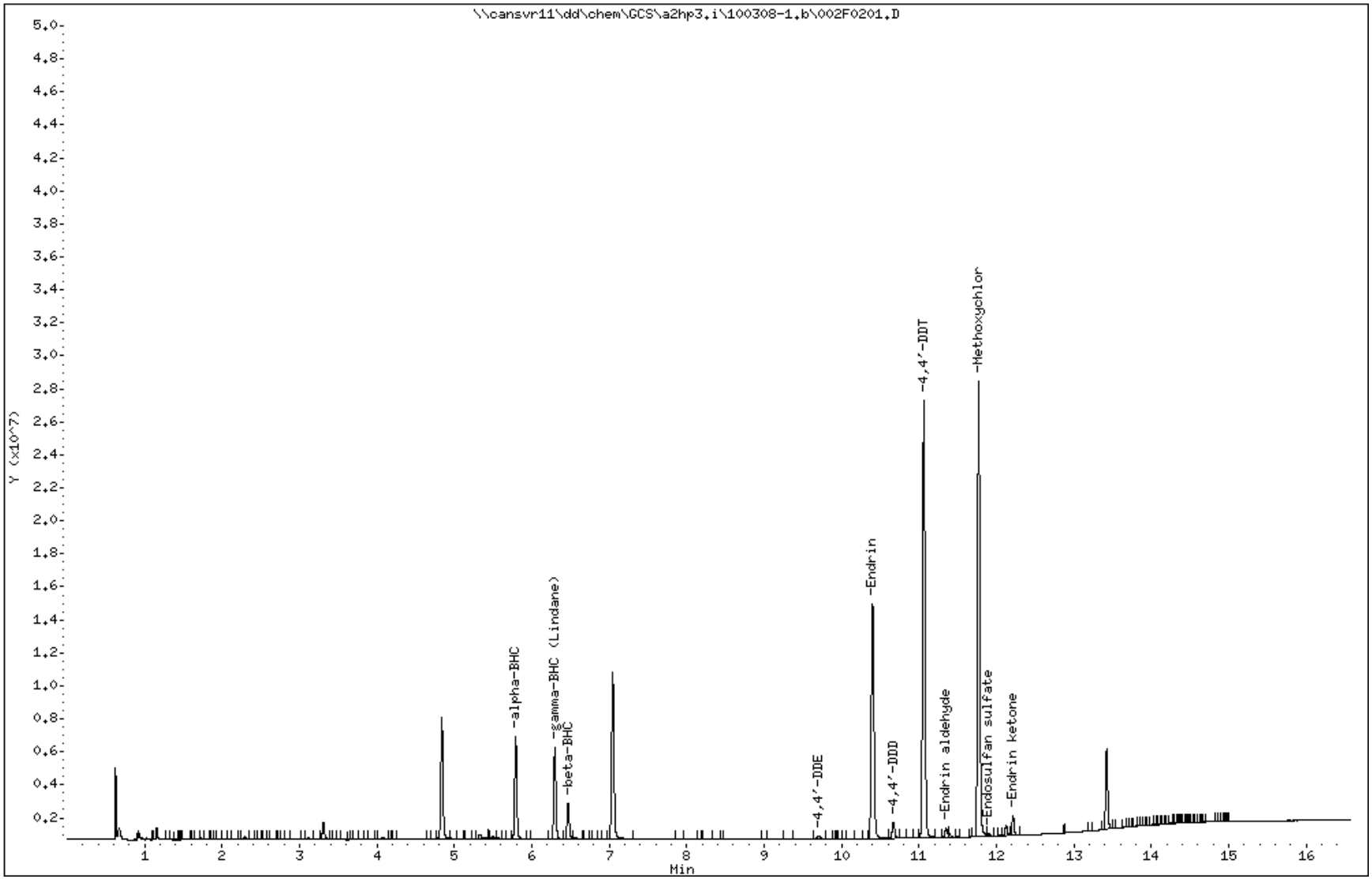

COMPOUNDS and EXP. RT REPORT

Operator: 093905 Date Acquired: 08-MAR-2010 11:05
Data File: //cansvr11/dd/chem/GCS/a2hp3.i/100308-1.b/002F0201.D
Lab Sample ID: PEM E006
Misc. Info: 12-PEM.SUB
Instrument: a2hp3.i
Method: \\cansvr11\dd\chem\GCS\a2hp3.i\100308-1.b\PEST3.m
Dilution Factor: 1

Compound	RT	Area	Amount	Conc
4) alpha-BHC	5.791	11709904	0.011	0.011
5) gamma-BHC (Lindane)	6.297	10586613	0.011	0.011
6) beta-BHC	6.467	4257829	0.011	0.011
16) 4,4'-DDE	9.699	516551	0.001	0.001
20) Endrin	10.399	34264135	0.053	0.053
22) 4,4'-DDD	10.669	2305062	0.004	0.004
23) Endosulfan II	NOT DETECTED	Expected RT = 10.751		
24) 4,4'-DDT	11.060	56149158	0.101	0.101
26) Endrin aldehyde	11.348	1193752	0.003	0.003
27) Methoxychlor	11.769	55375883	0.217	0.217
28) Endosulfan sulfate	11.899	396752	0.001	0.001
29) Endrin ketone	12.211	2356363	0.004	0.004

Data File: \\cansvr11\dd\chem\GCS\a2hp3.i\100308-1.b\100308-1.b/002F0201.D
Report Date: 03/16/2010

EVALB Degradation Report

Instrument ID: a2hp3.i Injection Date: 08-MAR-2010 11:05
Lab File ID: 002F0201.D Lab Sample ID: PEM E006
Analysis Type: NONE Method File: \\cansvr11\dd\chem\GCS\a2hp3.i\100308-1.b\PES

4,4'-DDT Degradation

RT	Area	Compound
12.231	7200345	4,4'-DDT
11.096	51157	4,4'-DDE
11.856	246396	4,4'-DDD

Percent Degradation of 4,4'-DDT: 3.97

Endrin Degradation

RT	Area	Compound
11.613	4309975	Endrin
12.324	173884	Endrin aldehyde
13.226	373047	Endrin ketone

Percent Degradation of Endrin: 11.26

TestAmerica North Canton

PESTICIDES 8081/608

Data file : \\cansvr11\dd\chem\GCS\a2hp3.i\100308-1.b\100308-1.b\002F0201.D
Lab Smp Id: PEM E006 Client Smp ID: ICAL
Inj Date : 08-MAR-2010 11:05
Operator : 093905 Inst ID: a2hp3.i
Smp Info : PEM E006
Misc Info : 12-PEM.SUB
Comment :
Method : \\cansvr11\dd\chem\GCS\a2hp3.i\100308-1.b\PEST3.m\pest3r.m
Meth Date : 09-Mar-2010 09:37 vandorenc Quant Type: ESTD
Cal Date : 08-MAR-2010 15:39 Cal File: 013F1301.D
Als bottle: 2 QC Sample: PEM
Dil Factor: 1.00000
Integrator: Falcon Compound Sublist: 12-PEM.SUB
Target Version: 4.14 Sample Matrix: None
Processing Host: CANPGCSV23

RT	EXP RT	DLT RT	RESPONSE	CONCENTRATIONS ON-COL (ng)	FINAL (ng)	TARGET RANGE	RATIO	
4 alpha-BHC						CAS #: 319-84-6		
6.770	6.769	0.001	795801	0.00877	0.008769			
5 gamma-BHC (Lindane)						CAS #: 58-89-9		
7.404	7.403	0.001	604866	0.00895	0.008952			
6 beta-BHC						CAS #: 319-85-7		
7.617	7.617	0.000	230676	0.00923	0.009231			
16 4,4'-DDE						CAS #: 72-55-9		
11.096	11.092	0.004	51157	5e-004	0.0005241			
20 Endrin						CAS #: 72-20-8		
11.612	11.611	0.001	2315796	0.04459	0.04459			(M)
22 4,4'-DDD						CAS #: 72-54-8		
11.856	11.856	0.000	246396	0.00355	0.003552			
23 Endosulfan II						CAS #: 33213-65-9		

Peaks not detected for Quant. or Qual. signal(s).

24 4,4'-DDT						CAS #: 50-29-3		
12.231	12.231	0.000	7200345	0.10055	0.1005			
25 Endrin aldehyde						CAS #: 7421-93-4		
12.324	12.324	0.000	79113	0.00215	0.002146			

```
   28 Methoxychlor                                CAS #: 72-43-5
13.038  13.037    0.001         4949808 0.26383   0.2638
-------------------------------------------------------------------------------
```

RT	EXP RT	DLT RT	RESPONSE	CONCENTRATIONS ON-COL (ng)	FINAL (ng)	TARGET RANGE	RATIO

26 Endosulfan sulfate CAS #: 1031-07-8

Peaks not detected for Quant. or Qual. signal(s).

---

29 Endrin ketone CAS #: 53494-70-5

13.226	13.227	-0.001	186307	0.00367	0.003670		

QC Flag Legend

M - Compound response manually integrated.

Data File: \\cansvr11\dd\chem\GCS\a2hp3.i\100308-1.b\100308-1.b\002F0201.D

Page 1

Date : 08-MAR-2010 11:05

Client ID: ICAL

Instrument: a2hp3.i

Sample Info: PEM E006

Operator: 093905

Column phase: clp pesticides II

Column diameter: 0.53

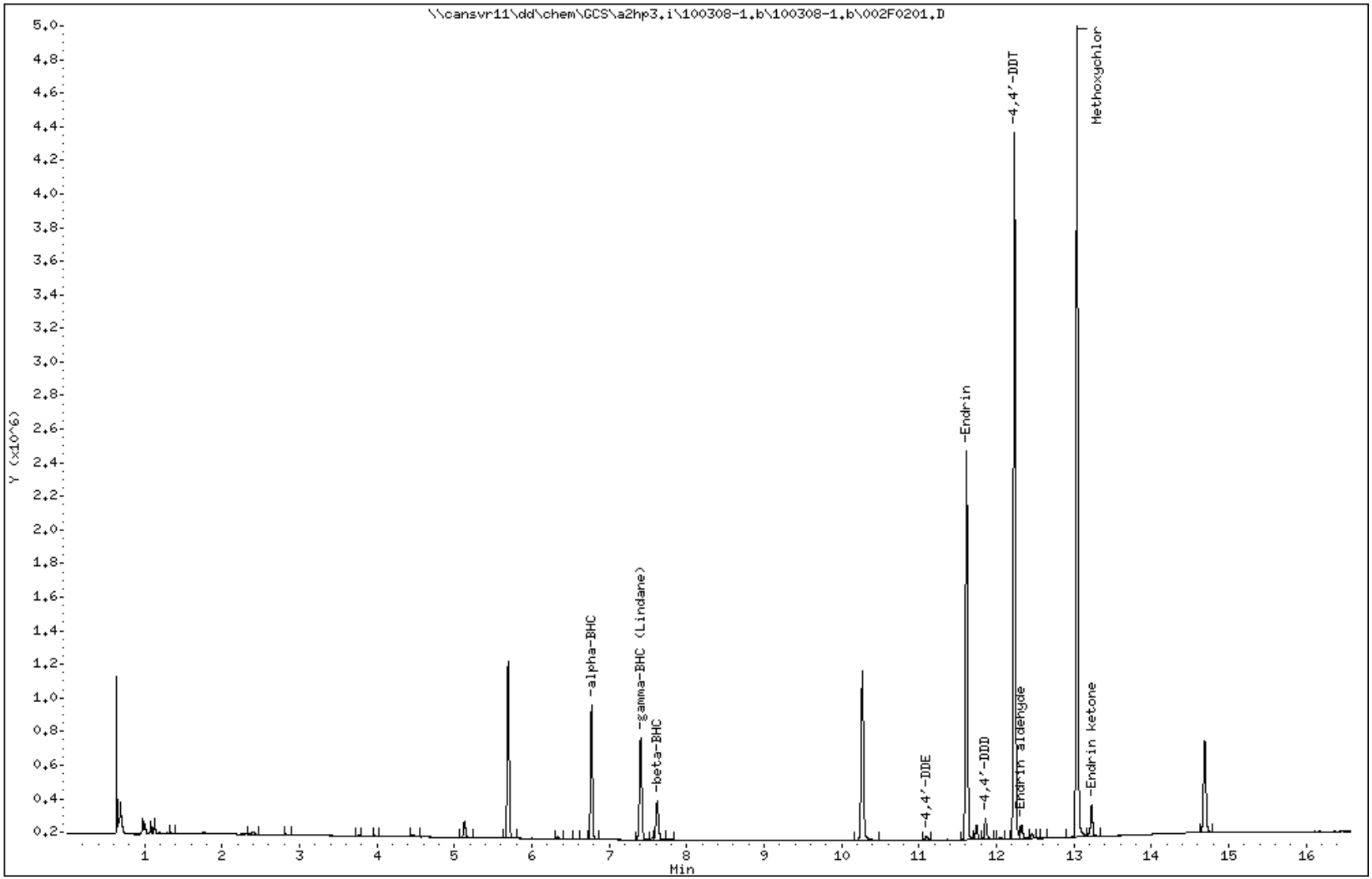

Data File Name: 002F0201.D
Inj. Date and Time: 08-MAR-2010 11:05
Instrument ID: a2hp3.i
Client ID: ICAL
Compound Name: Endrin
CAS #: 72-20-8
Report Date: 03/16/2010

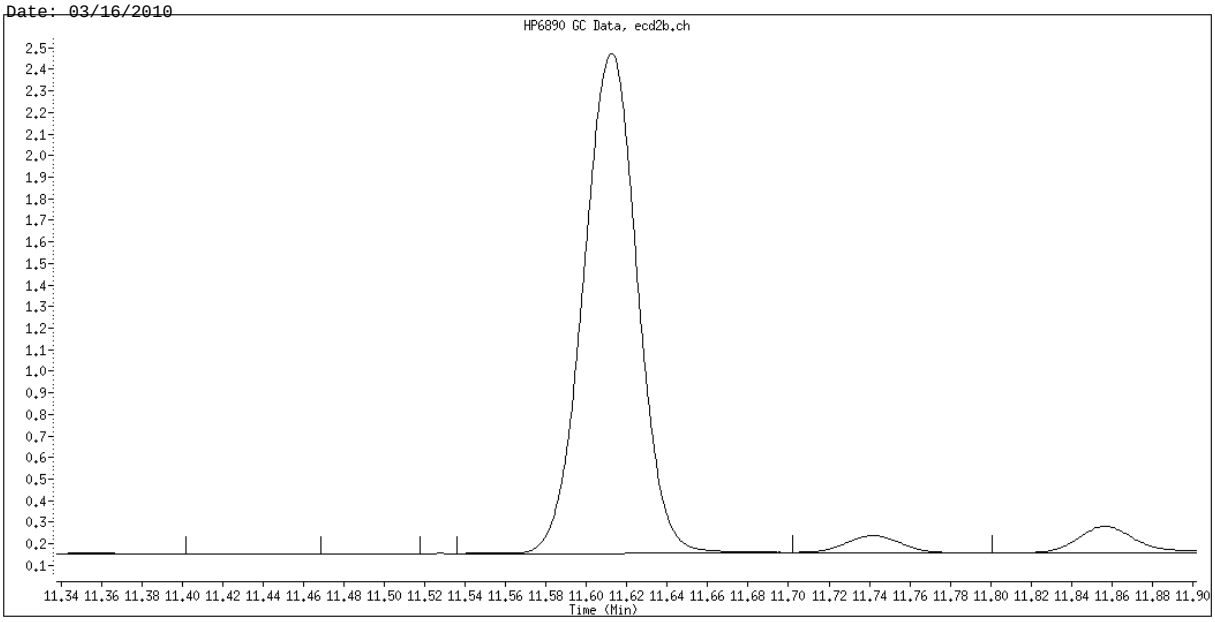

Original Integration

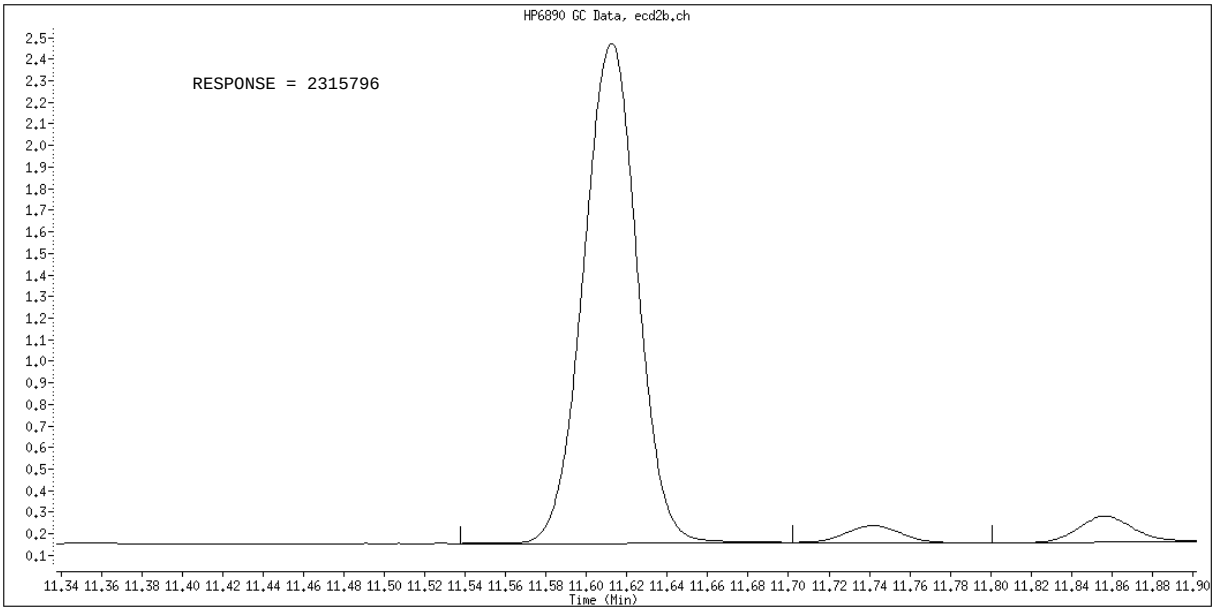

Manual Integration

Manually Integrated By: vandorenc
Manual Integration Reason: Analyte not Identified by the Data System

TestAmerica North Canton

PESTICIDE 8081/608

Data file : \\cansvr11\dd\chem\GCS\a2hp3.i\100308-1.b\006F0601.D
Lab Smp Id: AB1 G250
Inj Date : 08-MAR-2010 12:45
Operator : 093905   Inst ID: a2hp3.i
Smp Info : AB1 G250,,1,1
Misc Info : 1-AB.SUB
Comment   :
Method   : \\cansvr11\dd\chem\GCS\a2hp3.i\100308-1.b\PEST3.m
Meth Date : 09-Mar-2010 06:38 vandorenc Quant Type: ESTD
Cal Date : 08-MAR-2010 12:45   Cal File: 006F0601.D
Als bottle: 6   Calibration Sample, Level: 1
Dil Factor: 1.00000
Integrator: Falcon   Compound Sublist: 1-AB.SUB
Target Version: 4.14   Sample Matrix: None
Processing Host: CANPGCSV23

				AMOUNTS			
				CAL-AMT	ON-COL		
RT	EXP RT	DLT RT	RESPONSE	(ng)	(ng)	TARGET RANGE	RATIO
$ 1 Tetrachloro-m-xylene						CAS #: 877-09-8	
4.844	4.844	0.000	2103135	0.00500	0.005468		
4 alpha-BHC						CAS #: 319-84-6	
5.798	5.798	0.000	3291001	0.00500	0.005191		
5 gamma-BHC (Lindane)						CAS #: 58-89-9	
6.303	6.303	0.000	2943686	0.00500	0.005190		
6 beta-BHC						CAS #: 319-85-7	
6.474	6.474	0.000	1226799	0.00500	0.005536		
7 delta-BHC						CAS #: 319-86-8	
6.714	6.714	0.000	5432011	0.00500	0.005139		
9 Heptachlor						CAS #: 76-44-8	
7.027	7.027	0.000	5627399	0.00500	0.005149		
10 Aldrin						CAS #: 309-00-2	
7.518	7.518	0.000	2171654	0.00500	0.005438		
12 Heptachlor epoxide						CAS #: 1024-57-3	
8.852	8.852	0.000	5328664	0.00500	0.005718		
13 gamma-Chlordane						CAS #: 5103-74-2	
9.129	9.129	0.000	1690094	0.00500	0.005340		
14 alpha-Chlordane						CAS #: 5103-71-9	
9.408	9.408	0.000	1739266	0.00500	0.005381		

```
   16 4,4'-DDE                                    CAS #: 72-55-9
9.709    9.709    0.000         1633061 0.00500  0.005111
--------------------------------------------------------------------------------
```

RT	EXP RT	DLT RT	RESPONSE	AMOUNTS CAL-AMT (ng)	AMOUNTS ON-COL (ng)	TARGET RANGE	RATIO	
15 Endosulfan I						CAS #: 959-98-8		
9.621	9.621	0.000	4657132	0.00500	0.005662			
17 Dieldrin						CAS #: 60-57-1		
10.058	10.058	0.000	1931940	0.00500	0.005504			(M)
20 Endrin						CAS #: 72-20-8		
10.407	10.407	0.000	4287043	0.00500	0.005555			
22 4,4'-DDD						CAS #: 72-54-8		
10.676	10.676	0.000	1370704	0.00500	0.005064			
23 Endosulfan II						CAS #: 33213-65-9		
10.750	10.750	0.000	1674538	0.00500	0.005518			
24 4,4'-DDT						CAS #: 50-29-3		
11.069	11.069	0.000	1398781	0.00500	0.004981			
26 Endrin aldehyde						CAS #: 7421-93-4		
11.356	11.356	0.000	2874345	0.00500	0.005610			
27 Methoxychlor						CAS #: 72-43-5		
11.779	11.779	0.000	1496170	0.00500	0.005815			
28 Endosulfan sulfate						CAS #: 1031-07-8		
11.907	11.907	0.000	1571066	0.00500	0.005567			
29 Endrin ketone						CAS #: 53494-70-5		
12.219	12.219	0.000	3455458	0.00500	0.005626			
$ 30 Decachlorobiphenyl						CAS #: 2051-24-3		
13.426	13.426	0.000	1317549	0.00500	0.005526			

QC Flag Legend

M - Compound response manually integrated.

Data File: \\cansvr11\dd\chem\GCS\a2hp3.i\100308-1.b\006F0601.D

Page 1

Date : 08-MAR-2010 12:45

Client ID:

Instrument: a2hp3.i

Sample Info: AB1 G250,,1,1

Operator: 093905

Column phase: clp pesticides

Column diameter: 0.53

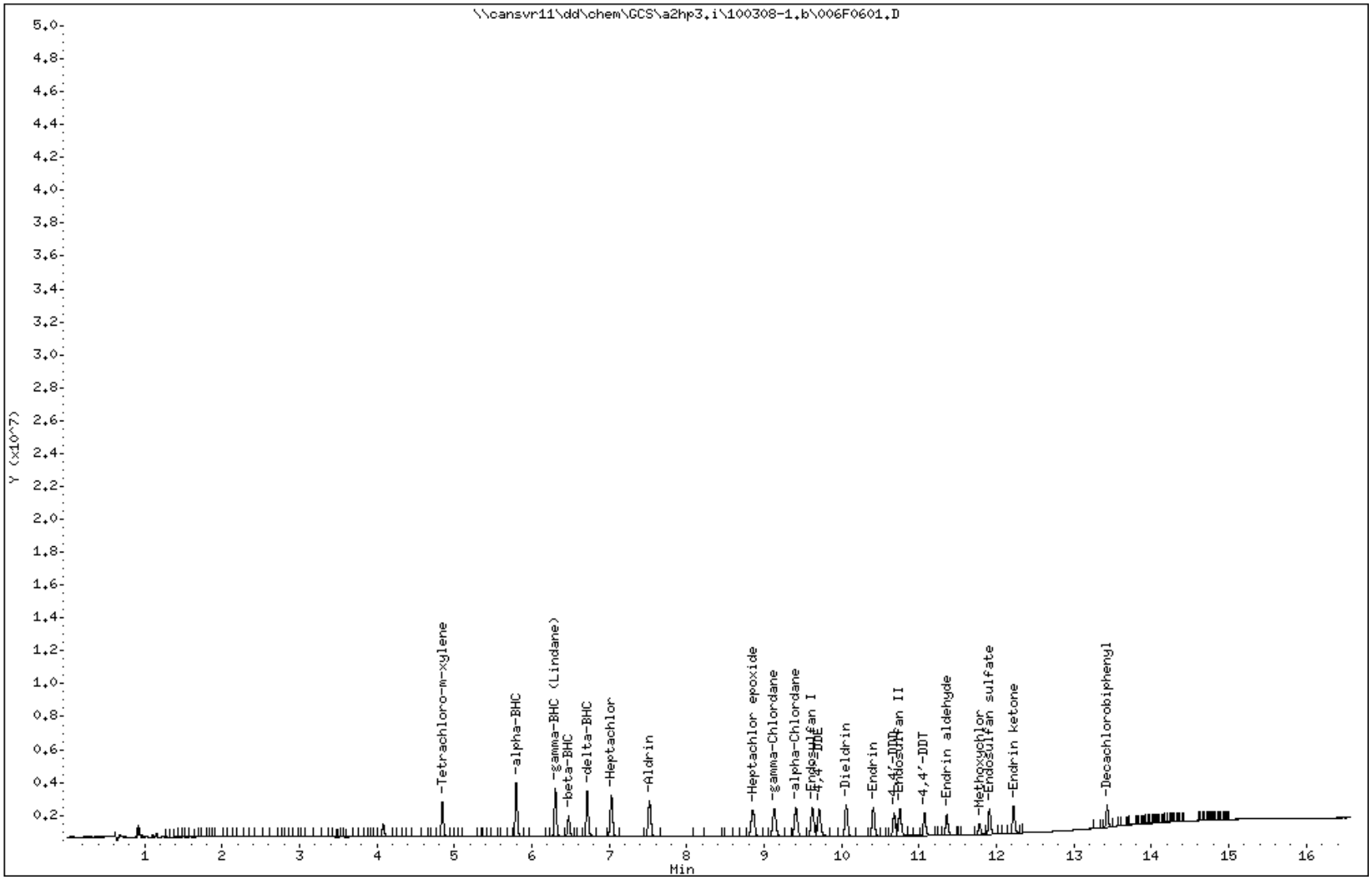

COMPOUNDS and EXP. RT REPORT

Operator: 093905 Date Acquired: 08-MAR-2010 12:45
Data File: \\cansvr11\dd\chem\GCS\a2hp3.i\100308-1.b\006F0601.D
Lab Sample ID: AB1 G250
Misc. Info: 1-AB.SUB
Instrument: a2hp3.i
Method: \\cansvr11\dd\chem\GCS\a2hp3.i\100308-1.b\PEST3.m
Dilution Factor: 1

Compound	RT	Area	Amount	Conc
1) Tetrachloro-m-xylene	4.844	4120257	0.005	0.005
4) alpha-BHC	5.798	6190466	0.005	0.005
5) gamma-BHC (Lindane)	6.303	5622523	0.005	0.005
6) beta-BHC	6.475	2410872	0.006	0.006
7) delta-BHC	6.715	5432011	0.005	0.005
9) Heptachlor	7.027	5627399	0.005	0.005
10) Aldrin	7.518	5539447	0.005	0.005
12) Heptachlor epoxide	8.852	5328664	0.006	0.006
13) gamma-Chlordane	9.130	5193818	0.005	0.005
14) alpha-Chlordane	9.408	5016241	0.005	0.005
15) Endosulfan I	9.622	4657132	0.006	0.006
16) 4,4'-DDE	9.710	4741937	0.005	0.005
17) Dieldrin	10.058	4877531	0.006	0.006
20) Endrin	10.407	4287043	0.006	0.006
22) 4,4'-DDD	10.677	3208952	0.005	0.005
23) Endosulfan II	10.751	4242570	0.006	0.006
24) 4,4'-DDT	11.069	3198176	0.005	0.005
26) Endrin aldehyde	11.357	2874345	0.006	0.006
27) Methoxychlor	11.779	1496170	0.006	0.006
28) Endosulfan sulfate	11.907	3331587	0.006	0.006
29) Endrin ketone	12.219	3455458	0.006	0.006
30) Decachlorobiphenyl	13.427	2494324	0.006	0.006

Data File Name: 006F0601.D
Inj. Date and Time: 08-MAR-2010 12:45
Instrument ID: a2hp3.i
Client ID:
Compound Name: Dieldrin
CAS #: 60-57-1
Report Date: 03/09/2010

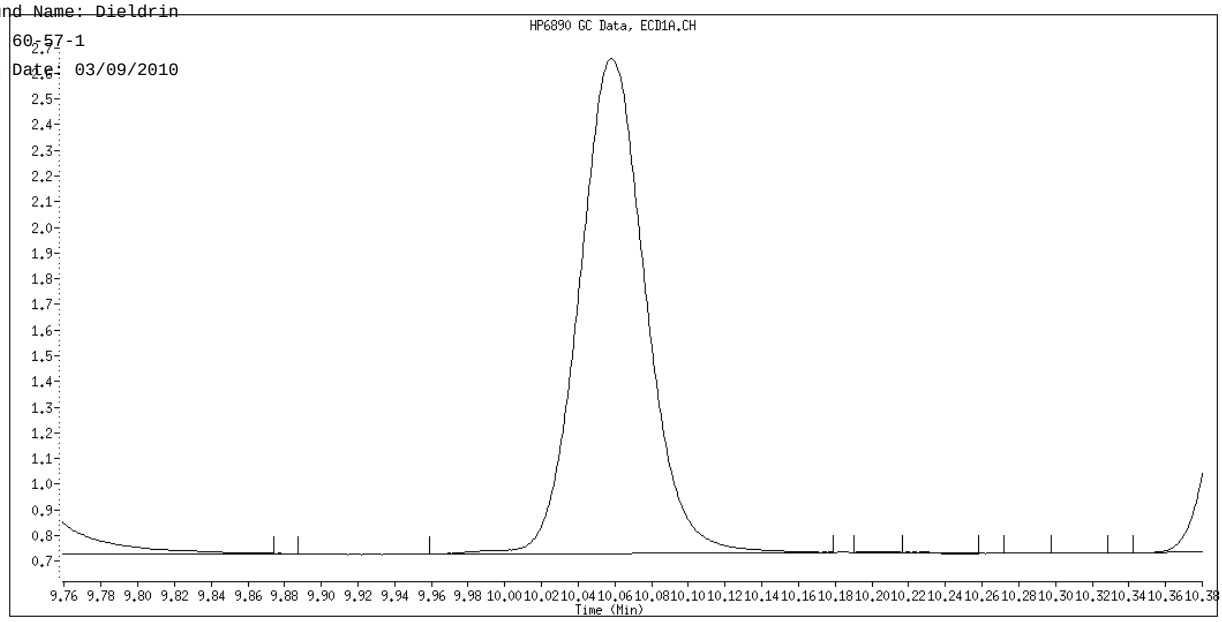

Original Integration

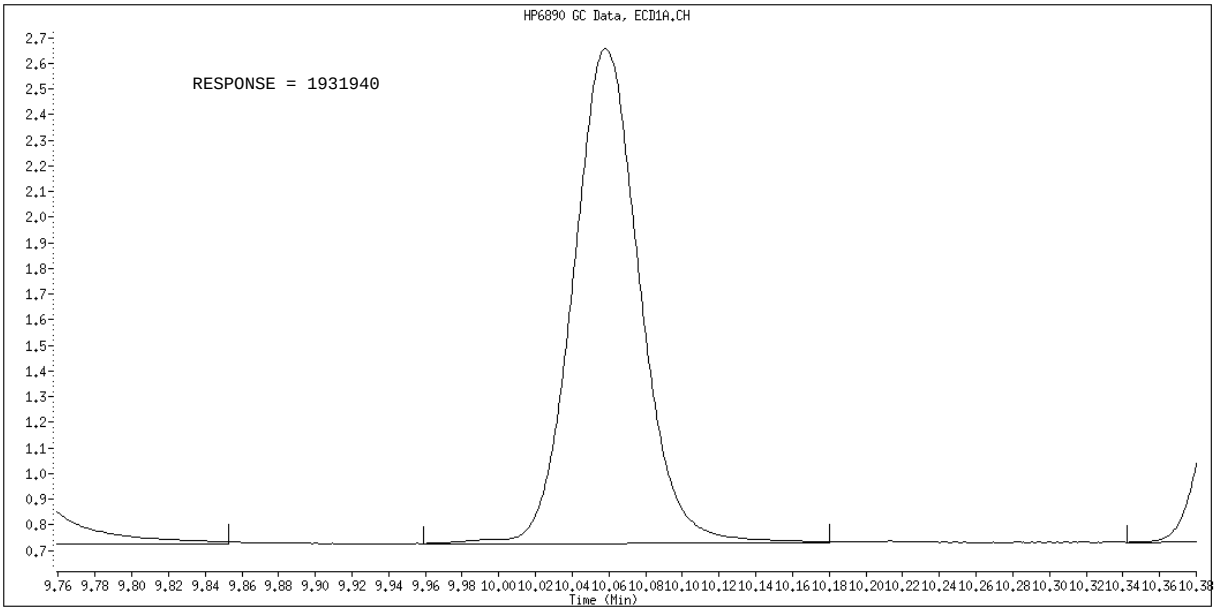

Manual Integration

Manually Integrated By: vandorenc
Manual Integration Reason: Analyte not Identified by the Data System

TestAmerica North Canton

PESTICIDE 8081/608

Data file : \\cansvr11\dd\chem\GCS\a2hp3.i\100308-1.b\007F0701.D
Lab Smp Id: AB2 G251
Inj Date : 08-MAR-2010 13:10
Operator : 093905   Inst ID: a2hp3.i
Smp Info : AB2 G251,,1,2
Misc Info : 1-AB.SUB
Comment   :
Method   : \\cansvr11\dd\chem\GCS\a2hp3.i\100308-1.b\PEST3.m
Meth Date : 09-Mar-2010 06:40 vandorenc Quant Type: ESTD
Cal Date : 08-MAR-2010 13:10   Cal File: 007F0701.D
Als bottle: 7   Calibration Sample, Level: 2
Dil Factor: 1.00000
Integrator: Falcon   Compound Sublist: 1-AB.SUB
Target Version: 4.14   Sample Matrix: None
Processing Host: CANPGCSV23

				AMOUNTS			
				CAL-AMT	ON-COL		
RT	EXP RT	DLT RT	RESPONSE	(ng)	(ng)	TARGET RANGE	RATIO
$ 1 Tetrachloro-m-xylene						CAS #: 877-09-8	
4.842	4.842	0.000	4011415	0.01000	0.01043		
4 alpha-BHC						CAS #: 319-84-6	
5.796	5.796	0.000	6439478	0.01000	0.01016		
5 gamma-BHC (Lindane)						CAS #: 58-89-9	
6.301	6.301	0.000	5798131	0.01000	0.01022		
6 beta-BHC						CAS #: 319-85-7	
6.472	6.472	0.000	2282016	0.01000	0.01030		
7 delta-BHC						CAS #: 319-86-8	
6.712	6.712	0.000	10558269	0.01000	0.009988		
9 Heptachlor						CAS #: 76-44-8	
7.024	7.024	0.000	11073989	0.01000	0.01013		
10 Aldrin						CAS #: 309-00-2	
7.516	7.516	0.000	4178114	0.01000	0.01046		
12 Heptachlor epoxide						CAS #: 1024-57-3	
8.850	8.850	0.000	10024077	0.01000	0.01076		
13 gamma-Chlordane						CAS #: 5103-74-2	
9.126	9.126	0.000	3235034	0.01000	0.01022		
14 alpha-Chlordane						CAS #: 5103-71-9	
9.407	9.407	0.000	3335378	0.01000	0.01032		

```
   16 4,4'-DDE                                    CAS #: 72-55-9
9.708    9.708    0.000         3213901 0.01000  0.01006
--------------------------------------------------------------------------------
```

				AMOUNTS			
				CAL-AMT	ON-COL		
RT	EXP RT	DLT RT	RESPONSE	(ng)	(ng)	TARGET RANGE	RATIO
15 Endosulfan I					CAS #: 959-98-8		
9.622	9.622	0.000	8866748	0.01000	0.01078		
17 Dieldrin					CAS #: 60-57-1		
10.057	10.057	0.000	3699286	0.01000	0.01054		
20 Endrin					CAS #: 72-20-8		
10.407	10.407	0.000	8220602	0.01000	0.01065		
22 4,4'-DDD					CAS #: 72-54-8		
10.675	10.675	0.000	2678142	0.01000	0.009895		
23 Endosulfan II					CAS #: 33213-65-9		
10.749	10.749	0.000	3216356	0.01000	0.01060		
24 4,4'-DDT					CAS #: 50-29-3		
11.067	11.067	0.000	2761762	0.01000	0.009834		
26 Endrin aldehyde					CAS #: 7421-93-4		
11.354	11.354	0.000	5410629	0.01000	0.01056		
27 Methoxychlor					CAS #: 72-43-5		
11.777	11.777	0.000	2623628	0.01000	0.01020		
28 Endosulfan sulfate					CAS #: 1031-07-8		
11.906	11.906	0.000	2943752	0.01000	0.01043		
29 Endrin ketone					CAS #: 53494-70-5		
12.217	12.217	0.000	6403785	0.01000	0.01043		
$ 30 Decachlorobiphenyl					CAS #: 2051-24-3		
13.426	13.426	0.000	2502967	0.01000	0.01050		

Data File: \\cansvr11\dd\chem\GCS\a2hp3.i\100308-1.b\007F0701.D

Date : 08-MAR-2010 13:10

Client ID:

Instrument: a2hp3.i

Sample Info: AB2 G251,,1,2

Operator: 093905

Column phase: clp pesticides

Column diameter: 0.53

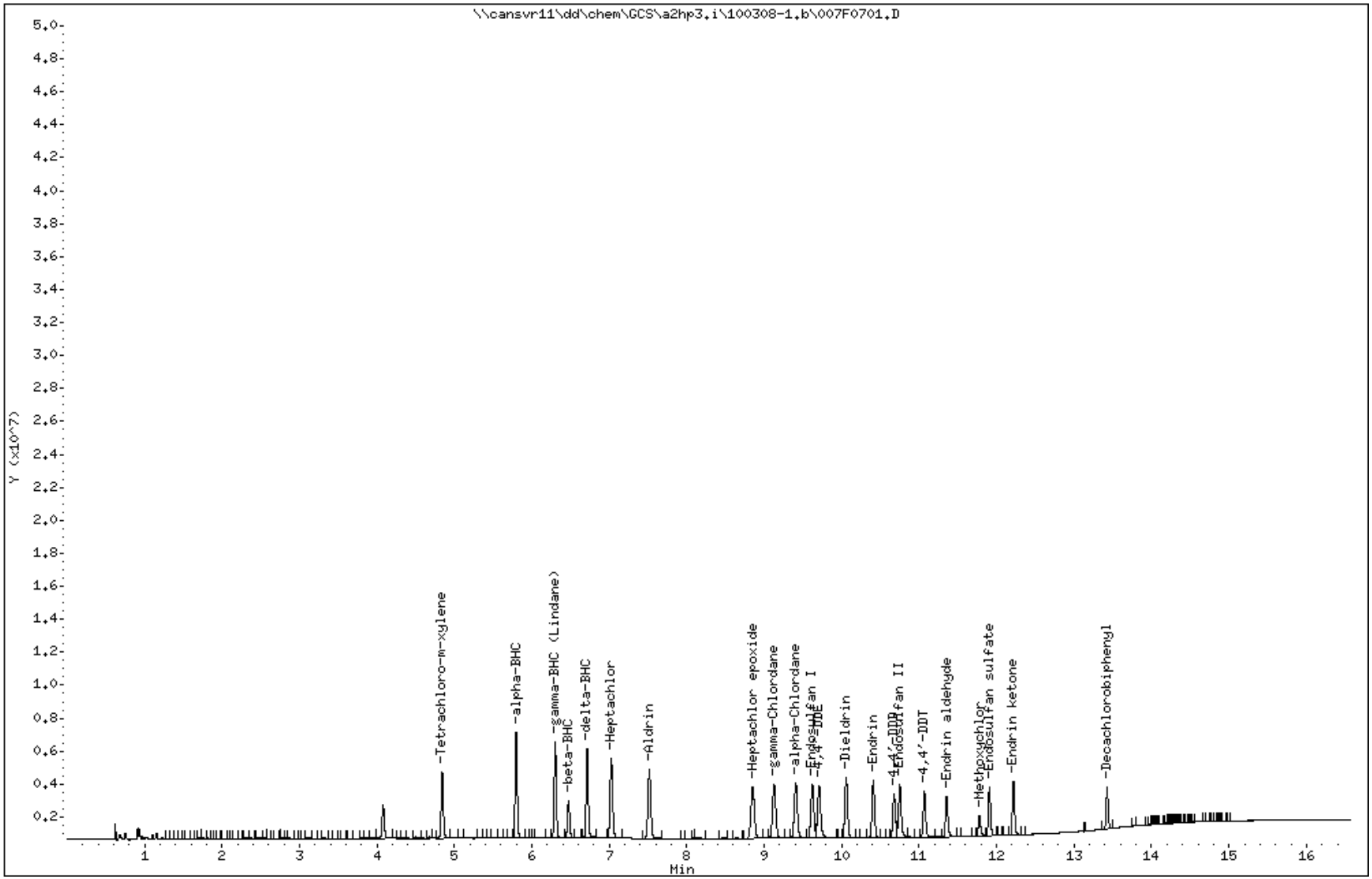

COMPOUNDS and EXP. RT REPORT

Operator: 093905 Date Acquired: 08-MAR-2010 13:10
Data File: //cansvr11/dd/chem/GCS/a2hp3.i/100308-1.b/007F0701.D
Lab Sample ID: AB2 G251
Misc. Info: 1-AB.SUB
Instrument: a2hp3.i
Method: \\cansvr11\dd\chem\GCS\a2hp3.i\100308-1.b\PEST3.m
Dilution Factor: 1

Compound	RT	Area	Amount	Conc
1) Tetrachloro-m-xylene	4.842	7858150	0.010	0.010
4) alpha-BHC	5.796	12124006	0.010	0.010
5) gamma-BHC (Lindane)	6.301	10904917	0.010	0.010
6) beta-BHC	6.473	4450723	0.010	0.010
7) delta-BHC	6.713	10558269	0.010	0.010
9) Heptachlor	7.025	11073989	0.010	0.010
10) Aldrin	7.516	10625797	0.010	0.010
12) Heptachlor epoxide	8.850	10024077	0.011	0.011
13) gamma-Chlordane	9.126	9912464	0.010	0.010
14) alpha-Chlordane	9.407	9583748	0.010	0.010
15) Endosulfan I	9.622	8866748	0.011	0.011
16) 4,4'-DDE	9.709	9267140	0.010	0.010
17) Dieldrin	10.058	9309421	0.011	0.011
20) Endrin	10.407	8220602	0.011	0.011
22) 4,4'-DDD	10.675	6253215	0.010	0.010
23) Endosulfan II	10.750	7968081	0.011	0.011
24) 4,4'-DDT	11.067	6134121	0.010	0.010
26) Endrin aldehyde	11.355	5410629	0.011	0.011
27) Methoxychlor	11.778	2623628	0.010	0.010
28) Endosulfan sulfate	11.906	6005264	0.010	0.010
29) Endrin ketone	12.217	6403785	0.010	0.010
30) Decachlorobiphenyl	13.426	4670964	0.010	0.010

TestAmerica North Canton

PESTICIDE 8081/608

Data file : \\cansvr11\dd\chem\GCS\a2hp3.i\100308-1.b\008F0801.D
Lab Smp Id: AB3 G252
Inj Date : 08-MAR-2010 13:35
Operator : 093905   Inst ID: a2hp3.i
Smp Info : AB3 G252,,1,3
Misc Info : 1-AB.SUB
Comment   :
Method   : \\cansvr11\dd\chem\GCS\a2hp3.i\100308-1.b\PEST3.m
Meth Date : 09-Mar-2010 06:40 vandorenc Quant Type: ESTD
Cal Date : 08-MAR-2010 13:35   Cal File: 008F0801.D
Als bottle: 8   Calibration Sample, Level: 3
Dil Factor: 1.00000
Integrator: Falcon   Compound Sublist: 1-AB.SUB
Target Version: 4.14   Sample Matrix: None
Processing Host: CANPGCSV23

				AMOUNTS			
				CAL-AMT	ON-COL		
RT	EXP RT	DLT RT	RESPONSE	(ng)	(ng)	TARGET RANGE	RATIO
$ 1 Tetrachloro-m-xylene						CAS #: 877-09-8	
4.843	4.843	0.000	9548340	0.02500	0.02482		
4 alpha-BHC						CAS #: 319-84-6	
5.798	5.798	0.000	15880238	0.02500	0.02505		
5 gamma-BHC (Lindane)						CAS #: 58-89-9	
6.303	6.303	0.000	14167905	0.02500	0.02498		
6 beta-BHC						CAS #: 319-85-7	
6.473	6.473	0.000	5422131	0.02500	0.02447		
7 delta-BHC						CAS #: 319-86-8	
6.713	6.713	0.000	26315876	0.02500	0.02489		
9 Heptachlor						CAS #: 76-44-8	
7.026	7.026	0.000	25970788	0.02500	0.02376		
10 Aldrin						CAS #: 309-00-2	
7.516	7.516	0.000	10047151	0.02500	0.02516		
12 Heptachlor epoxide						CAS #: 1024-57-3	
8.850	8.850	0.000	23568911	0.02500	0.02529		
13 gamma-Chlordane						CAS #: 5103-74-2	
9.129	9.129	0.000	7787318	0.02500	0.02460		
14 alpha-Chlordane						CAS #: 5103-71-9	
9.407	9.407	0.000	8039904	0.02500	0.02487		

```
   16 4,4'-DDE                                    CAS #: 72-55-9
9.708    9.708    0.000         8020778 0.02500  0.02510
--------------------------------------------------------------------------------
```

				AMOUNTS CAL-AMT (ng)	AMOUNTS ON-COL (ng)		
RT	EXP RT	DLT RT	RESPONSE			TARGET RANGE	RATIO
15 Endosulfan I						CAS #: 959-98-8	
9.621	9.621	0.000	20865305	0.02500	0.02537		
17 Dieldrin						CAS #: 60-57-1	
10.058	10.058	0.000	8932478	0.02500	0.02545		
20 Endrin						CAS #: 72-20-8	
10.408	10.408	0.000	19464525	0.02500	0.02522		
22 4,4'-DDD						CAS #: 72-54-8	
10.674	10.674	0.000	6599692	0.02500	0.02438		
23 Endosulfan II						CAS #: 33213-65-9	
10.748	10.748	0.000	7674217	0.02500	0.02529		
24 4,4'-DDT						CAS #: 50-29-3	
11.067	11.067	0.000	6770403	0.02500	0.02411		
26 Endrin aldehyde						CAS #: 7421-93-4	
11.355	11.355	0.000	12591829	0.02500	0.02458		
27 Methoxychlor						CAS #: 72-43-5	
11.777	11.777	0.000	6424362	0.02500	0.02497		
28 Endosulfan sulfate						CAS #: 1031-07-8	
11.906	11.906	0.000	6917105	0.02500	0.02451		
29 Endrin ketone						CAS #: 53494-70-5	
12.217	12.217	0.000	15224106	0.02500	0.02479		
$ 30 Decachlorobiphenyl						CAS #: 2051-24-3	
13.426	13.426	0.000	5857215	0.02500	0.02456		

Data File: \\cansvr11\dd\chem\GCS\a2hp3.i\100308-1.b\008F0801.D

Date : 08-MAR-2010 13:35

Client ID:

Instrument: a2hp3.i

Sample Info: AB3 G252,,1,3

Operator: 093905

Column phase: clp pesticides

Column diameter: 0.53

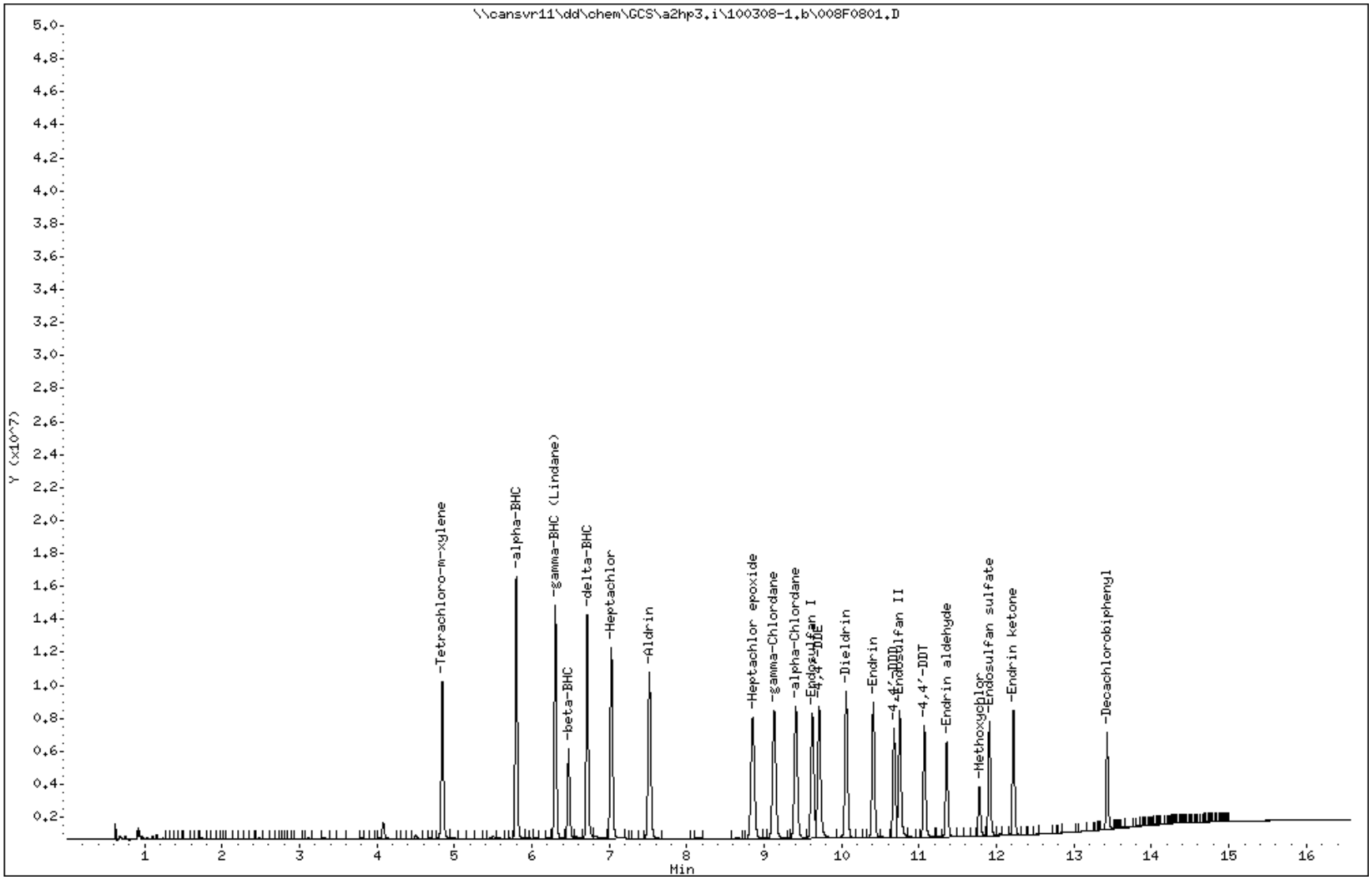

COMPOUNDS and EXP. RT REPORT

Operator: 093905 Date Acquired: 08-MAR-2010 13:35
Data File: //cansvr11/dd/chem/GCS/a2hp3.i/100308-1.b/008F0801.D
Lab Sample ID: AB3 G252
Misc. Info: 1-AB.SUB
Instrument: a2hp3.i
Method: \\cansvr11\dd\chem\GCS\a2hp3.i\100308-1.b\PEST3.m
Dilution Factor: 1

Compound	RT	Area	Amount	Conc
1) Tetrachloro-m-xylene	4.843	18565973	0.025	0.025
4) alpha-BHC	5.798	29795054	0.025	0.025
5) gamma-BHC (Lindane)	6.303	26781499	0.025	0.025
6) beta-BHC	6.474	10567864	0.024	0.024
7) delta-BHC	6.714	26315876	0.025	0.025
9) Heptachlor	7.026	25970788	0.024	0.024
10) Aldrin	7.516	25408723	0.025	0.025
12) Heptachlor epoxide	8.851	23568911	0.025	0.025
13) gamma-Chlordane	9.130	23898086	0.025	0.025
14) alpha-Chlordane	9.407	22844746	0.025	0.025
15) Endosulfan I	9.621	20865305	0.025	0.025
16) 4,4'-DDE	9.709	22498556	0.025	0.025
17) Dieldrin	10.058	22540831	0.025	0.025
20) Endrin	10.408	19464525	0.025	0.025
22) 4,4'-DDD	10.675	15162073	0.024	0.024
23) Endosulfan II	10.749	18424789	0.025	0.025
24) 4,4'-DDT	11.067	14921673	0.024	0.024
26) Endrin aldehyde	11.356	12591829	0.025	0.025
27) Methoxychlor	11.777	6424362	0.025	0.025
28) Endosulfan sulfate	11.906	14320152	0.025	0.025
29) Endrin ketone	12.217	15224106	0.025	0.025
30) Decachlorobiphenyl	13.426	11154495	0.025	0.025

TestAmerica North Canton

PESTICIDE 8081/608

Data file : \\cansvr11\dd\chem\GCS\a2hp3.i\100308-1.b\010F1001.D
Lab Smp Id: AB5 G254
Inj Date : 08-MAR-2010 14:25
Operator : 093905   Inst ID: a2hp3.i
Smp Info : AB5 G254,,1,5
Misc Info : 1-AB.SUB
Comment   :
Method   : \\cansvr11\dd\chem\GCS\a2hp3.i\100308-1.b\PEST3.m
Meth Date : 09-Mar-2010 06:40 vandorenc Quant Type: ESTD
Cal Date : 08-MAR-2010 14:25   Cal File: 010F1001.D
Als bottle: 10   Calibration Sample, Level: 5
Dil Factor: 1.00000
Integrator: Falcon   Compound Sublist: 1-AB.SUB
Target Version: 4.14   Sample Matrix: None
Processing Host: CANPGCSV23

				AMOUNTS			
				CAL-AMT	ON-COL		
RT	EXP RT	DLT RT	RESPONSE	(ng)	(ng)	TARGET RANGE	RATIO
$ 1 Tetrachloro-m-xylene						CAS #: 877-09-8	
4.844	4.844	0.000	36163843	0.10000	0.09402		
4 alpha-BHC						CAS #: 319-84-6	
5.798	5.798	0.000	60442096	0.10000	0.09533		
5 gamma-BHC (Lindane)						CAS #: 58-89-9	
6.303	6.303	0.000	54617190	0.10000	0.09630		
6 beta-BHC						CAS #: 319-85-7	
6.474	6.474	0.000	20733004	0.10000	0.09357		
7 delta-BHC						CAS #: 319-86-8	
6.714	6.714	0.000	102359940	0.10000	0.09683		
9 Heptachlor						CAS #: 76-44-8	
7.028	7.028	0.000	120507150	0.10000	0.1103		
10 Aldrin						CAS #: 309-00-2	
7.517	7.517	0.000	37487501	0.10000	0.09386		
12 Heptachlor epoxide						CAS #: 1024-57-3	
8.852	8.852	0.000	84252297	0.10000	0.09042		
13 gamma-Chlordane						CAS #: 5103-74-2	
9.128	9.128	0.000	30383360	0.10000	0.09600		
14 alpha-Chlordane						CAS #: 5103-71-9	
9.409	9.409	0.000	30252686	0.10000	0.09359		

```
   16 4,4'-DDE                                    CAS #: 72-55-9
9.709    9.709    0.000        30885174 0.10000  0.09666
-------------------------------------------------------------------------------
```

				AMOUNTS			
				CAL-AMT	ON-COL		
RT	EXP RT	DLT RT	RESPONSE	(ng)	(ng)	TARGET RANGE	RATIO
15 Endosulfan I					CAS #: 959-98-8		
9.622	9.622	0.000	74425102	0.10000	0.09048		
17 Dieldrin					CAS #: 60-57-1		
10.058	10.058	0.000	32641042	0.10000	0.09300		
20 Endrin					CAS #: 72-20-8		
10.408	10.408	0.000	70819529	0.10000	0.09177		
22 4,4'-DDD					CAS #: 72-54-8		
10.675	10.675	0.000	26582563	0.10000	0.09821		
23 Endosulfan II					CAS #: 33213-65-9		
10.749	10.749	0.000	27805437	0.10000	0.09163		
24 4,4'-DDT					CAS #: 50-29-3		
11.069	11.069	0.000	27719666	0.10000	0.09870		
26 Endrin aldehyde					CAS #: 7421-93-4		
11.355	11.355	0.000	47202564	0.10000	0.09213		
27 Methoxychlor					CAS #: 72-43-5		
11.775	11.775	0.000	23209821	0.10000	0.09020		
28 Endosulfan sulfate					CAS #: 1031-07-8		
11.907	11.907	0.000	25926391	0.10000	0.09187		
29 Endrin ketone					CAS #: 53494-70-5		
12.217	12.217	0.000	56014343	0.10000	0.09120		
$ 30 Decachlorobiphenyl					CAS #: 2051-24-3		
13.426	13.426	0.000	21117491	0.10000	0.08856		

Data File: \\cansvr11\dd\chem\GCS\a2hp3.i\100308-1.b\010F1001.D

Date : 08-MAR-2010 14:25

Client ID:

Instrument: a2hp3.i

Sample Info: AB5 G254,,1,5

Operator: 093905

Column phase: clp pesticides

Column diameter: 0.53

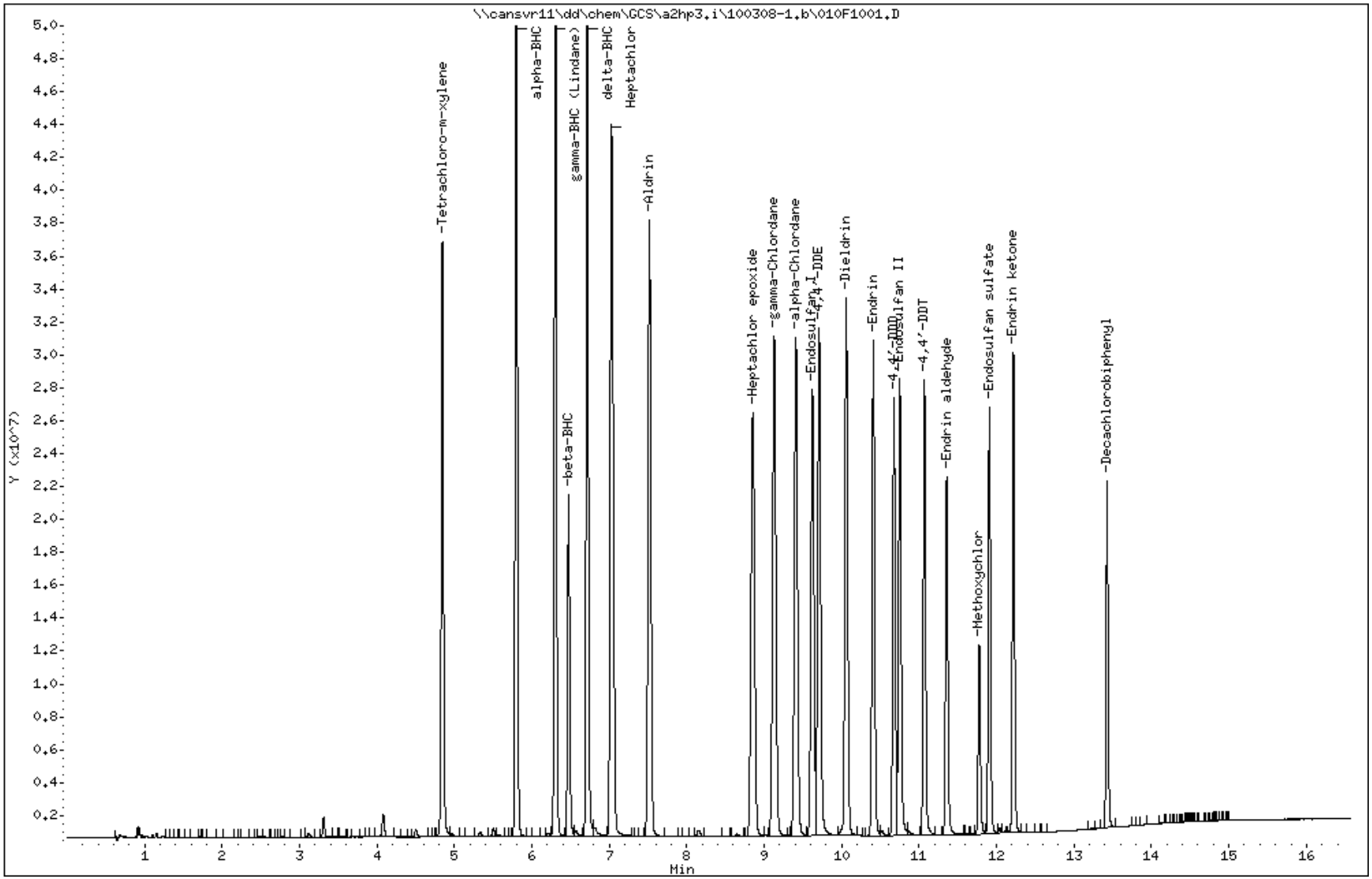

COMPOUNDS and EXP. RT REPORT

Operator: 093905 Date Acquired: 08-MAR-2010 14:25
Data File: //cansvr11/dd/chem/GCS/a2hp3.i/100308-1.b/010F1001.D
Lab Sample ID: AB5 G254
Misc. Info: 1-AB.SUB
Instrument: a2hp3.i
Method: \\cansvr11\dd\chem\GCS\a2hp3.i\100308-1.b\PEST3.m
Dilution Factor: 1

Compound	RT	Area	Amount	Conc
1) Tetrachloro-m-xylene	4.844	69904441	0.094	0.094
4) alpha-BHC	5.798	115091377	0.095	0.095
5) gamma-BHC (Lindane)	6.303	102964657	0.096	0.096
6) beta-BHC	6.474	40127454	0.094	0.094
7) delta-BHC	6.714	102359940	0.097	0.097
9) Heptachlor	7.028	120507150	0.110	0.110
10) Aldrin	7.517	95565156	0.094	0.094
12) Heptachlor epoxide	8.852	84252297	0.090	0.090
13) gamma-Chlordane	9.128	90568824	0.096	0.096
14) alpha-Chlordane	9.409	85998665	0.094	0.094
15) Endosulfan I	9.622	74425102	0.090	0.090
16) 4,4'-DDE	9.709	84760285	0.097	0.097
17) Dieldrin	10.058	82339531	0.093	0.093
20) Endrin	10.408	70819529	0.092	0.092
22) 4,4'-DDD	10.676	58866526	0.098	0.098
23) Endosulfan II	10.750	66216555	0.092	0.092
24) 4,4'-DDT	11.069	59041360	0.099	0.099
26) Endrin aldehyde	11.356	47202564	0.092	0.092
27) Methoxychlor	11.776	23209821	0.090	0.090
28) Endosulfan sulfate	11.907	52754286	0.092	0.092
29) Endrin ketone	12.217	56014343	0.091	0.091
30) Decachlorobiphenyl	13.427	38330076	0.089	0.089

TestAmerica North Canton

PESTICIDE 8081/608

Data file : \\cansvr11\dd\chem\GCS\a2hp3.i\100308-1.b\011F1101.D
Lab Smp Id: AB6 G255
Inj Date : 08-MAR-2010 14:49
Operator : 093905   Inst ID: a2hp3.i
Smp Info : AB6 G255,,1,6
Misc Info : 1-AB.SUB
Comment   :
Method   : \\cansvr11\dd\chem\GCS\a2hp3.i\100308-1.b\PEST3.m
Meth Date : 09-Mar-2010 06:40 vandorenc Quant Type: ESTD
Cal Date : 12-FEB-2010 20:43   Cal File: 015F1501.D
Als bottle: 11   Calibration Sample, Level: 6
Dil Factor: 1.00000
Integrator: Falcon   Compound Sublist: 1-AB.SUB
Target Version: 4.14   Sample Matrix: None
Processing Host: CANPGCSV23

				AMOUNTS			
				CAL-AMT	ON-COL		
RT	EXP RT	DLT RT	RESPONSE	(ng)	(ng)	TARGET RANGE	RATIO
$ 1 Tetrachloro-m-xylene						CAS #: 877-09-8	
4.842	4.842	0.000	69212035	0.20000	0.1799		
4 alpha-BHC						CAS #: 319-84-6	
5.797	5.797	0.000	120886426	0.20000	0.1907		
5 gamma-BHC (Lindane)						CAS #: 58-89-9	
6.302	6.302	0.000	106517542	0.20000	0.1878		
6 beta-BHC						CAS #: 319-85-7	
6.472	6.472	0.000	41021299	0.20000	0.1851		
7 delta-BHC						CAS #: 319-86-8	
6.712	6.712	0.000	203946687	0.20000	0.1929		
9 Heptachlor						CAS #: 76-44-8	
7.025	7.025	0.000	206006273	0.20000	0.1885		
10 Aldrin						CAS #: 309-00-2	
7.516	7.516	0.000	71158839	0.20000	0.1782		(M)
12 Heptachlor epoxide						CAS #: 1024-57-3	
8.850	8.850	0.000	157631011	0.20000	0.1692		
13 gamma-Chlordane						CAS #: 5103-74-2	
9.127	9.127	0.000	59015571	0.20000	0.1865		
14 alpha-Chlordane						CAS #: 5103-71-9	
9.407	9.407	0.000	60451332	0.20000	0.1870		

```
   16 4,4'-DDE                                    CAS #: 72-55-9
9.707    9.707    0.000        62054990 0.20000   0.1942
--------------------------------------------------------------------------------
```

				AMOUNTS			
				CAL-AMT	ON-COL		
RT	EXP RT	DLT RT	RESPONSE	(ng)	(ng)	TARGET RANGE	RATIO
15 Endosulfan I					CAS #: 959-98-8		
9.620	9.620	0.000	140001502	0.20000	0.1702		
17 Dieldrin					CAS #: 60-57-1		
10.056	10.056	0.000	60583436	0.20000	0.1726		
20 Endrin					CAS #: 72-20-8		
10.407	10.407	0.000	135281215	0.20000	0.1753		
22 4,4'-DDD					CAS #: 72-54-8		
10.672	10.672	0.000	54589485	0.20000	0.2017		
23 Endosulfan II					CAS #: 33213-65-9		
10.748	10.748	0.000	53816852	0.20000	0.1773		
24 4,4'-DDT					CAS #: 50-29-3		
11.067	11.067	0.000	58806312	0.20000	0.2094		
26 Endrin aldehyde					CAS #: 7421-93-4		
11.353	11.353	0.000	92972194	0.20000	0.1815		
27 Methoxychlor					CAS #: 72-43-5		
11.773	11.773	0.000	47725205	0.20000	0.1855		
28 Endosulfan sulfate					CAS #: 1031-07-8		
11.906	11.906	0.000	52742747	0.20000	0.1869		
29 Endrin ketone					CAS #: 53494-70-5		
12.217	12.217	0.000	113912177	0.20000	0.1855		
$ 30 Decachlorobiphenyl					CAS #: 2051-24-3		
13.426	13.426	0.000	46857691	0.20000	0.1965		

QC Flag Legend

M - Compound response manually integrated.

Data File: \\cansvr11\dd\chem\GCS\a2hp3.i\100308-1.b\011F1101.D

Page 1

Date : 08-MAR-2010 14:49

Client ID:

Instrument: a2hp3.i

Sample Info: AB6 G255,,1,6

Operator: 093905

Column phase: clp pesticides

Column diameter: 0.53

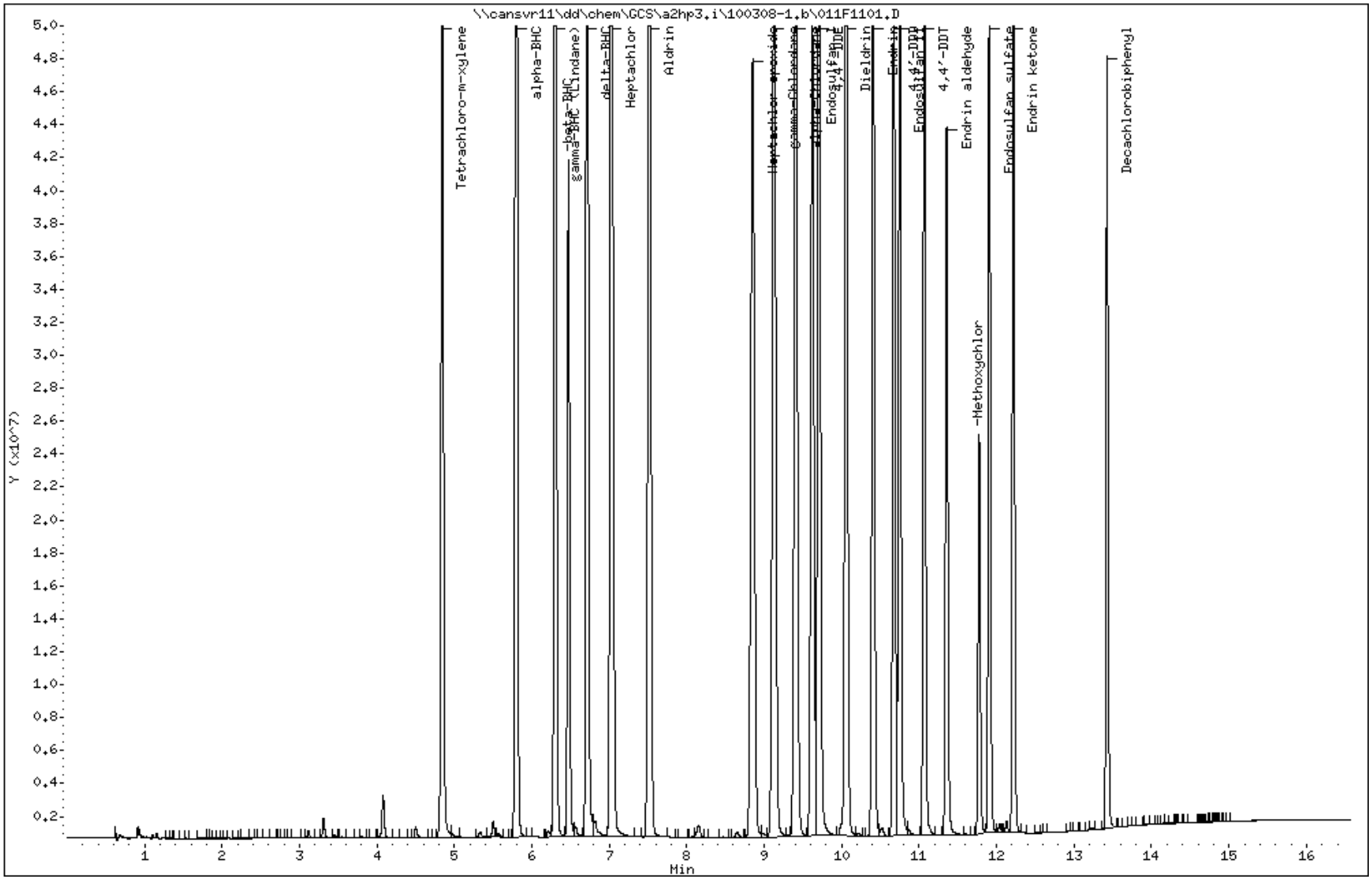

COMPOUNDS and EXP. RT REPORT

Operator: 093905 Date Acquired: 08-MAR-2010 14:49
Data File: \\cansvr11\dd\chem\GCS\a2hp3.i\100308-1.b\011F1101.D
Lab Sample ID: AB6 G255
Misc. Info: 1-AB.SUB
Instrument: a2hp3.i
Method: \\cansvr11\dd\chem\GCS\a2hp3.i\100308-1.b\PEST3.m
Dilution Factor: 1

Compound	RT	Area	Amount	Conc
1) Tetrachloro-m-xylene	4.842	135273636	0.180	0.180
4) alpha-BHC	5.797	227847029	0.191	0.191
5) gamma-BHC (Lindane)	6.302	203447417	0.188	0.188
6) beta-BHC	6.472	78612698	0.185	0.185
7) delta-BHC	6.713	203946687	0.193	0.193
9) Heptachlor	7.025	206006273	0.189	0.189
10) Aldrin	7.516	183224960	0.178	0.178
12) Heptachlor epoxide	8.850	157631011	0.169	0.169
13) gamma-Chlordane	9.127	179893878	0.186	0.186
14) alpha-Chlordane	9.407	169890193	0.187	0.187
15) Endosulfan I	9.620	140001502	0.170	0.170
16) 4,4'-DDE	9.708	168490983	0.194	0.194
17) Dieldrin	10.056	156949628	0.173	0.173
20) Endrin	10.407	135281215	0.175	0.175
22) 4,4'-DDD	10.673	120038042	0.202	0.202
23) Endosulfan II	10.749	126959730	0.177	0.177
24) 4,4'-DDT	11.067	123533617	0.209	0.209
26) Endrin aldehyde	11.354	92972194	0.181	0.181
27) Methoxychlor	11.774	47725205	0.185	0.185
28) Endosulfan sulfate	11.906	104581923	0.187	0.187
29) Endrin ketone	12.217	113912177	0.185	0.185
30) Decachlorobiphenyl	13.426	83897539	0.197	0.197

Data File Name: 011F1101.D
Inj. Date and Time: 08-MAR-2010 14:49
Instrument ID: a2hp3.i
Client ID:
Compound Name: Aldrin
CAS #: 309-00-2
Report Date: 03/09/2010

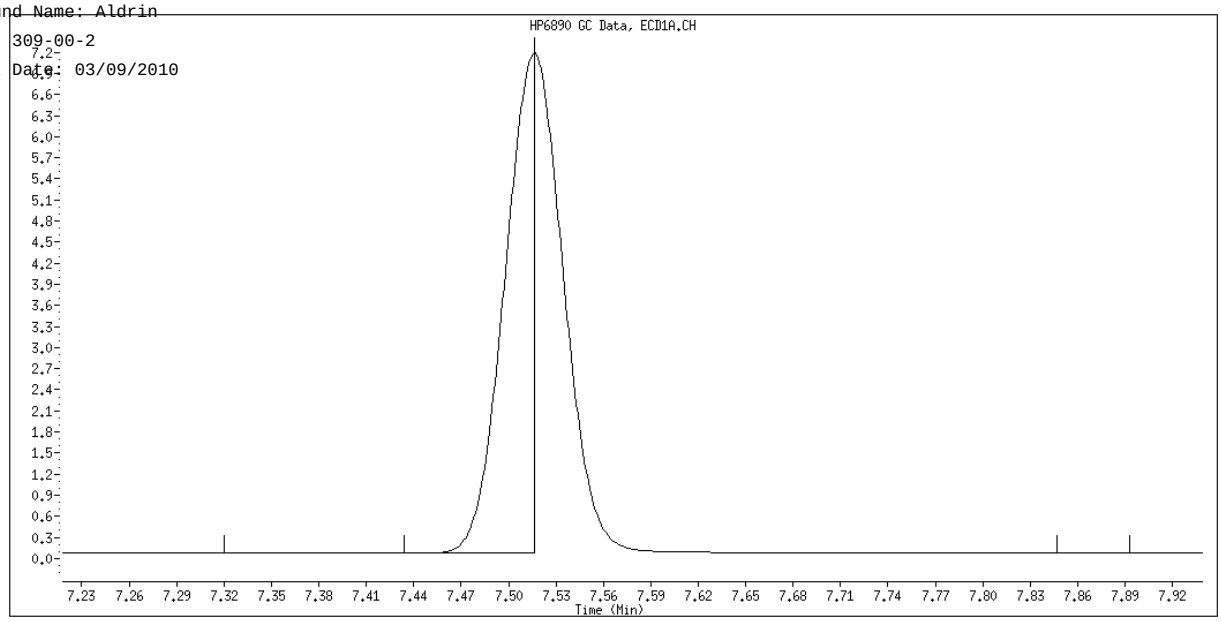

Original Integration

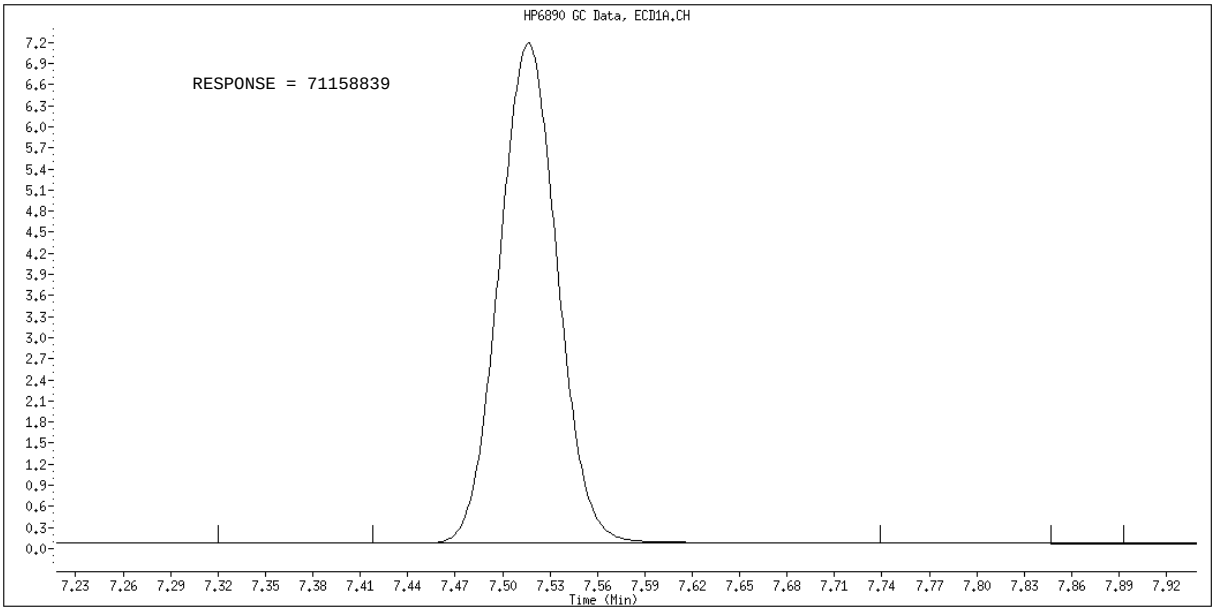

Manual Integration

Manually Integrated By: vandorenc
Manual Integration Reason: Baseline Event

TestAmerica North Canton

PESTICIDE 8081/608

Data file : \\cansvr11\dd\chem\GCS\a2hp3.i\100308-1.b\013F1301.D
Lab Smp Id: AB4 G253
Inj Date : 08-MAR-2010 15:39
Operator : 093905   Inst ID: a2hp3.i
Smp Info : AB4 G253,,1,4
Misc Info : 1-AB.SUB
Comment   :
Method   : \\cansvr11\dd\chem\GCS\a2hp3.i\100308-1.b\PEST3.m
Meth Date : 09-Mar-2010 06:40 vandorenc Quant Type: ESTD
Cal Date : 08-MAR-2010 15:39   Cal File: 013F1301.D
Als bottle: 13   Calibration Sample, Level: 4
Dil Factor: 1.00000
Integrator: Falcon   Compound Sublist: 1-AB.SUB
Target Version: 4.14   Sample Matrix: None
Processing Host: CANPGCSV23

				AMOUNTS			
				CAL-AMT	ON-COL		
RT	EXP RT	DLT RT	RESPONSE	(ng)	(ng)	TARGET RANGE	RATIO
$ 1 Tetrachloro-m-xylene						CAS #: 877-09-8	
4.842	4.842	0.000	19818875	0.05000	0.05153		
4 alpha-BHC						CAS #: 319-84-6	
5.797	5.797	0.000	32897136	0.05000	0.05189		
5 gamma-BHC (Lindane)						CAS #: 58-89-9	
6.302	6.302	0.000	29440220	0.05000	0.05191		
6 beta-BHC						CAS #: 319-85-7	
6.473	6.473	0.000	11331340	0.05000	0.05114		
7 delta-BHC						CAS #: 319-86-8	
6.713	6.713	0.000	55213634	0.05000	0.05223		
9 Heptachlor						CAS #: 76-44-8	
7.025	7.025	0.000	52502594	0.05000	0.04804		
10 Aldrin						CAS #: 309-00-2	
7.517	7.517	0.000	20583527	0.05000	0.05153		
12 Heptachlor epoxide						CAS #: 1024-57-3	
8.851	8.851	0.000	47471978	0.05000	0.05094		
13 gamma-Chlordane						CAS #: 5103-74-2	
9.128	9.128	0.000	16351761	0.05000	0.05166		
14 alpha-Chlordane						CAS #: 5103-71-9	
9.407	9.407	0.000	16585591	0.05000	0.05131		

```
   16 4,4'-DDE                                    CAS #: 72-55-9
9.708    9.708    0.000        16461700 0.05000  0.05152
--------------------------------------------------------------------------------
```

RT	EXP RT	DLT RT	RESPONSE	AMOUNTS CAL-AMT (ng)	AMOUNTS ON-COL (ng)	TARGET RANGE	RATIO
15 Endosulfan I					CAS #: 959-98-8		
9.622	9.622	0.000	41902697	0.05000	0.05094		
17 Dieldrin					CAS #: 60-57-1		
10.057	10.057	0.000	18150031	0.05000	0.05171		
20 Endrin					CAS #: 72-20-8		
10.407	10.407	0.000	39388987	0.05000	0.05104		
22 4,4'-DDD					CAS #: 72-54-8		
10.675	10.675	0.000	13963872	0.05000	0.05159		
23 Endosulfan II					CAS #: 33213-65-9		
10.749	10.749	0.000	15505826	0.05000	0.05110		
24 4,4'-DDT					CAS #: 50-29-3		
11.067	11.067	0.000	14354603	0.05000	0.05111		
26 Endrin aldehyde					CAS #: 7421-93-4		
11.355	11.355	0.000	25881241	0.05000	0.05051		
27 Methoxychlor					CAS #: 72-43-5		
11.777	11.777	0.000	12728653	0.05000	0.04947		
28 Endosulfan sulfate					CAS #: 1031-07-8		
11.907	11.907	0.000	14250290	0.05000	0.05050		
29 Endrin ketone					CAS #: 53494-70-5		
12.217	12.217	0.000	30744507	0.05000	0.05006		
$ 30 Decachlorobiphenyl					CAS #: 2051-24-3		
13.427	13.427	0.000	11855182	0.05000	0.04972		

Data File: \\cansvr11\dd\chem\GCS\a2hp3.i\100308-1.b\013F1301.D

Date : 08-MAR-2010 15:39

Client ID:

Instrument: a2hp3.i

Sample Info: AB4 G253,,1,4

Operator: 093905

Column phase: clp pesticides

Column diameter: 0.53

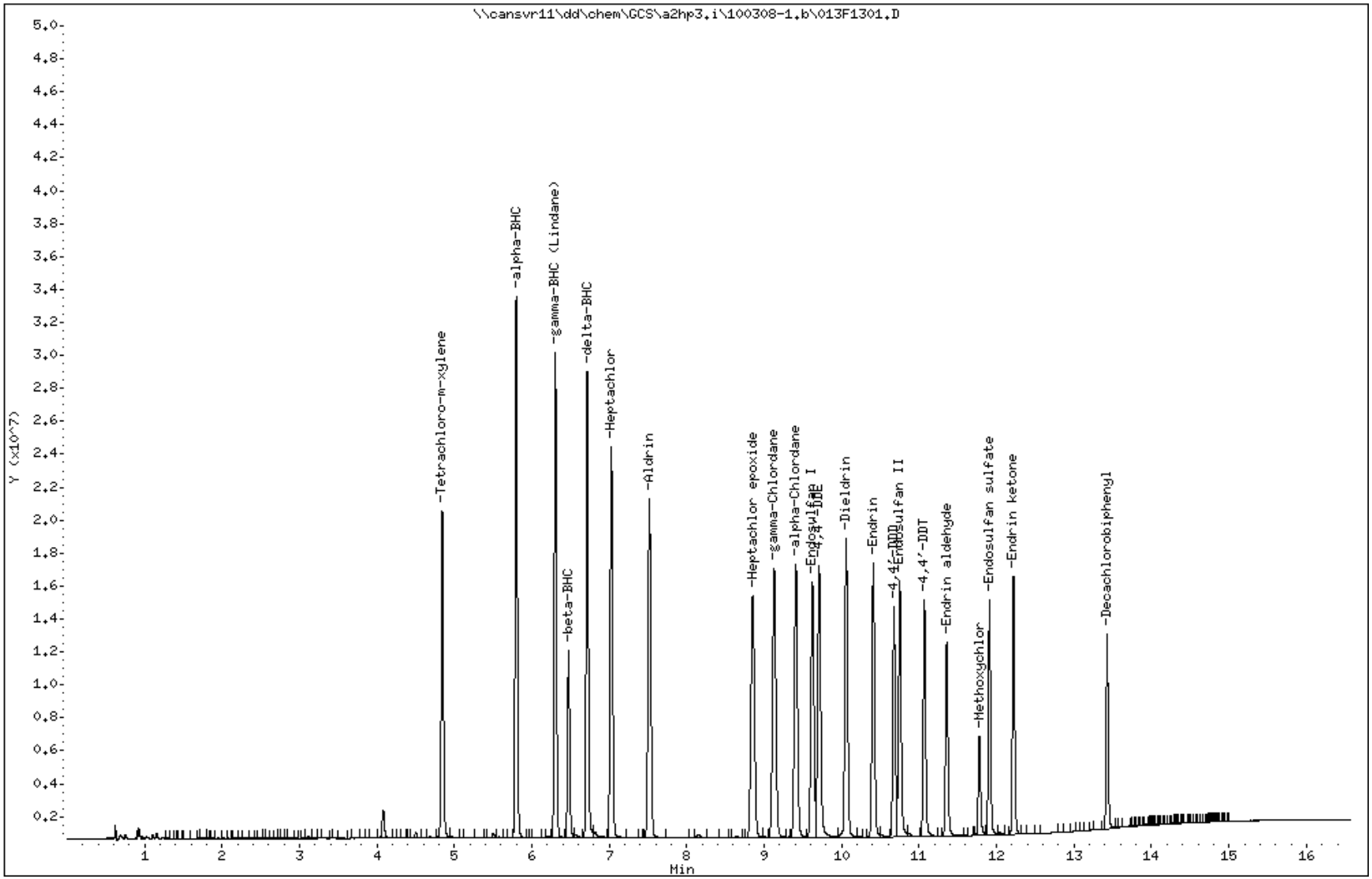

COMPOUNDS and EXP. RT REPORT

Operator: 093905 Date Acquired: 08-MAR-2010 15:39
Data File: //cansvr11/dd/chem/GCS/a2hp3.i/100308-1.b/013F1301.D
Lab Sample ID: AB4 G253
Misc. Info: 1-AB.SUB
Instrument: a2hp3.i
Method: \\cansvr11\dd\chem\GCS\a2hp3.i\100308-1.b\PEST3.m
Dilution Factor: 1

Compound	RT	Area	Amount	Conc
1) Tetrachloro-m-xylene	4.843	38179450	0.052	0.052
4) alpha-BHC	5.798	62360656	0.052	0.052
5) gamma-BHC (Lindane)	6.303	55874670	0.052	0.052
6) beta-BHC	6.474	21884629	0.051	0.051
7) delta-BHC	6.714	55213634	0.052	0.052
9) Heptachlor	7.025	52502594	0.048	0.048
10) Aldrin	7.517	52415566	0.052	0.052
12) Heptachlor epoxide	8.851	47471978	0.051	0.051
13) gamma-Chlordane	9.129	49506070	0.052	0.052
14) alpha-Chlordane	9.408	46997423	0.051	0.051
15) Endosulfan I	9.623	41902697	0.051	0.051
16) 4,4'-DDE	9.709	46161839	0.052	0.052
17) Dieldrin	10.058	45842388	0.052	0.052
20) Endrin	10.407	39388987	0.051	0.051
22) 4,4'-DDD	10.675	31114190	0.052	0.052
23) Endosulfan II	10.750	36947315	0.051	0.051
24) 4,4'-DDT	11.068	31214351	0.051	0.051
26) Endrin aldehyde	11.355	25881241	0.051	0.051
27) Methoxychlor	11.777	12728653	0.049	0.049
28) Endosulfan sulfate	11.908	29022498	0.050	0.050
29) Endrin ketone	12.218	30744507	0.050	0.050
30) Decachlorobiphenyl	13.427	22082014	0.050	0.050

Data File: \\cansvr11\dd\chem\GCS\a2hp3.i\100308-1.b\014F1401.D Page 1
Report Date: 09-Mar-2010 07:17

TestAmerica North Canton

CONTINUING CALIBRATION COMPOUNDS

Instrument ID: a2hp3.i Injection Date: 08-MAR-2010 16:04
Lab File ID: 014F1401.D Init. Cal. Date(s): 11-FEB-2010 08-MAR-2010
Analysis Type: Init. Cal. Times: 09:19 15:39
Lab Sample ID: ICV E048 Quant Type: ESTD
Method: \\cansvr11\dd\chem\GCS\a2hp3.i\100308-1.b\PEST3.m

COMPOUND	RRF / AMOUNT	RF0.025	CCAL RRF0.025	MIN RRF	%D / %DRIFT	MAX %D / %DRIFT	CURVE TYPE	
$ 1 Tetrachloro-m-xylene	384629701	++++	++++	0.000	++++	15.00000	Averaged	<-
4 alpha-BHC	634025555	699456880	699456880	0.010	-10.31998	15.00000	Averaged	
5 gamma-BHC (Lindane)	567138418	623836040	623836040	0.010	-9.99714	15.00000	Averaged	
6 beta-BHC	221584996	219860200	219860200	0.010	0.77839	15.00000	Averaged	
7 delta-BHC	1.057e+09	1.170e+09	1.170e+09	0.010	-10.67057	15.00000	Averaged	
9 Heptachlor	1.093e+09	1.113e+09	1.113e+09	0.010	-1.87182	15.00000	Averaged	
10 Aldrin	399394664	439077280	439077280	0.010	-9.93569	15.00000	Averaged	
12 Heptachlor epoxide	931835754	1.030e+09	1.030e+09	0.010	-10.51875	15.00000	Averaged	
13 gamma-Chlordane	316493599	343638240	343638240	0.010	-8.57668	15.00000	Averaged	
14 alpha-Chlordane	323247083	355185960	355185960	0.010	-9.88064	15.00000	Averaged	
16 4,4'-DDE	898056364	960617680	960617680	0.010	-6.96630	15.00000	Averaged	
15 Endosulfan I	822504312	915321360	915321360	0.010	-11.28469	15.00000	Averaged	
17 Dieldrin	350990657	393699160	393699160	0.010	-12.16799	15.00000	Averaged	
20 Endrin	771738484	851298640	851298640	0.010	-10.30921	15.00000	Averaged	
22 4,4'-DDD	614122348	681424880	681424880	0.010	-10.95914	15.00000	Averaged	
23 Endosulfan II	303461172	329206680	329206680	0.010	-8.48395	15.00000	Averaged	
24 4,4'-DDT	613713821	600264120	600264120	0.010	2.19153	15.00000	Averaged	
26 Endrin aldehyde	512352748	537068000	537068000	0.010	-4.82387	15.00000	Averaged	
27 Methoxychlor	257311429	265531640	265531640	0.010	-3.19465	15.00000	Averaged	
28 Endosulfan sulfate	282209341	303577520	303577520	0.010	-7.57175	15.00000	Averaged	
29 Endrin ketone	614171466	626298040	626298040	0.010	-1.97446	15.00000	Averaged	
$ 30 Decachlorobiphenyl	238443684	189000	189000	0.010	100	15.00000	Averaged	<-

Average %D / Drift Results.

Calculated Average %D/Drift = 12.01895
Maximun Average %D/Drift = 15.00000
* Passed Average %D/Drift Test.

TestAmerica North Canton

PESTICIDE 8081/608

Data file : \\cansvr11\dd\chem\GCS\a2hp3.i\100308-1.b\014F1401.D
Lab Smp Id: ICV E048
Inj Date : 08-MAR-2010 16:04
Operator : 093905   Inst ID: a2hp3.i
Smp Info : ICV E048
Misc Info : 1-AB.SUB
Comment   :
Method   : \\cansvr11\dd\chem\GCS\a2hp3.i\100308-1.b\PEST3.m
Meth Date : 09-Mar-2010 07:16 vandorenc Quant Type: ESTD
Cal Date : 12-FEB-2010 20:43   Cal File: 015F1501.D
Als bottle: 14   Continuing Calibration Sample
Dil Factor: 1.00000
Integrator: Falcon   Compound Sublist: 1-AB.SUB
Target Version: 4.14   Sample Matrix: None
Processing Host: CANPGCSV23

				AMOUNTS				
				CAL-AMT	ON-COL			
RT	EXP RT	DLT RT	RESPONSE	(ng)	(ng)	TARGET RANGE	RATIO	
$ 1 Tetrachloro-m-xylene						CAS #: 877-09-8		
Peaks not detected for Quant. or Qual. signal(s).								
4 alpha-BHC						CAS #: 319-84-6		
5.798	5.798	0.000	17486422	0.02500	0.02758			
5 gamma-BHC (Lindane)						CAS #: 58-89-9		
6.303	6.303	0.000	15595901	0.02500	0.02750			
6 beta-BHC						CAS #: 319-85-7		
6.474	6.474	0.000	5496505	0.02500	0.02480			
7 delta-BHC						CAS #: 319-86-8		
6.714	6.714	0.000	29246865	0.02500	0.02767			
9 Heptachlor						CAS #: 76-44-8		
7.026	7.026	0.000	27831658	0.02500	0.02547			
10 Aldrin						CAS #: 309-00-2		
7.517	7.517	0.000	10976932	0.02500	0.02748			(M)
12 Heptachlor epoxide						CAS #: 1024-57-3		
8.851	8.851	0.000	25746330	0.02500	0.02763			
13 gamma-Chlordane						CAS #: 5103-74-2		
9.128	9.128	0.000	8590956	0.02500	0.02714			

```
   14 alpha-Chlordane                              CAS #: 5103-71-9
9.408    9.408    0.000         8879649 0.02500  0.02747
--------------------------------------------------------------------------------
   16 4,4'-DDE                                     CAS #: 72-55-9
9.708    9.708    0.000        24015442 0.02500  0.02674
--------------------------------------------------------------------------------
```

RT	EXP RT	DLT RT	RESPONSE	AMOUNTS CAL-AMT (ng)	AMOUNTS ON-COL (ng)	TARGET RANGE	RATIO
15 Endosulfan I					CAS #: 959-98-8		
9.622	9.622	0.000	22883034	0.02500	0.02782		
17 Dieldrin					CAS #: 60-57-1		
10.059	10.059	0.000	9842479	0.02500	0.02804		
20 Endrin					CAS #: 72-20-8		
10.407	10.407	0.000	21282466	0.02500	0.02758		
22 4,4'-DDD					CAS #: 72-54-8		
10.676	10.676	0.000	17035622	0.02500	0.02774		
23 Endosulfan II					CAS #: 33213-65-9		
10.750	10.750	0.000	8230167	0.02500	0.02712		
24 4,4'-DDT					CAS #: 50-29-3		
11.069	11.069	0.000	15006603	0.02500	0.02445		
26 Endrin aldehyde					CAS #: 7421-93-4		
11.356	11.356	0.000	13426700	0.02500	0.02620		
27 Methoxychlor					CAS #: 72-43-5		
11.778	11.778	0.000	6638291	0.02500	0.02580		
28 Endosulfan sulfate					CAS #: 1031-07-8		
11.908	11.908	0.000	7589438	0.02500	0.02689		
29 Endrin ketone					CAS #: 53494-70-5		
12.219	12.219	0.000	15657451	0.02500	0.02549		
$ 30 Decachlorobiphenyl					CAS #: 2051-24-3		
13.444	13.444	0.000	4725	0.02500	0.00001982		

QC Flag Legend

M - Compound response manually integrated.

Data File: \\cansvr11\dd\chem\GCS\a2hp3.i\100308-1.b\014F1401.D

Page 1

Date : 08-MAR-2010 16:04

Client ID:

Instrument: a2hp3.i

Sample Info: ICV E048

Operator: 093905

Column phase: clp pesticides

Column diameter: 0.53

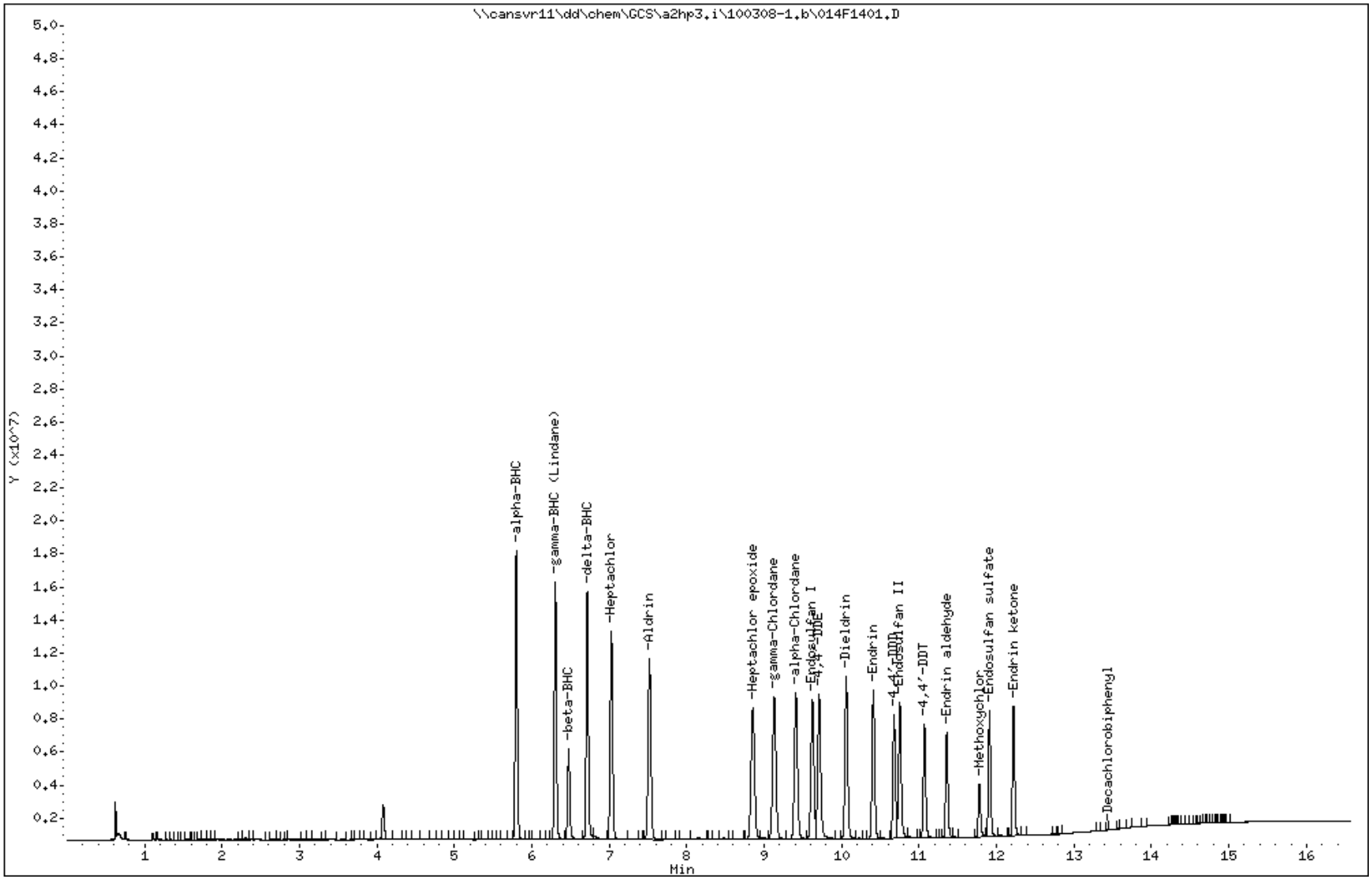

COMPOUNDS and EXP. RT REPORT

Operator: 093905 Date Acquired: 08-MAR-2010 16:04
Data File: \\cansvr11\dd\chem\GCS\a2hp3.i\100308-1.b\014F1401.D
Lab Sample ID: ICV E048
Misc. Info: 1-AB.SUB
Instrument: a2hp3.i
Method: \\cansvr11\dd\chem\GCS\a2hp3.i\100308-1.b\PEST3.m
Dilution Factor: 1

Compound	RT	Area	Amount	Conc
1) Tetrachloro-m-xylene	NOT DETECTED	Expected RT = 4.842		
4) alpha-BHC	5.798	32743807	0.028	0.028
5) gamma-BHC (Lindane)	6.303	29349519	0.027	0.027
6) beta-BHC	6.475	10980753	0.025	0.025
7) delta-BHC	6.714	29246865	0.028	0.028
9) Heptachlor	7.027	27831658	0.025	0.025
10) Aldrin	7.517	28036845	0.027	0.027
12) Heptachlor epoxide	8.852	25746330	0.028	0.028
13) gamma-Chlordane	9.128	26401347	0.027	0.027
14) alpha-Chlordane	9.408	25293544	0.027	0.027
15) Endosulfan I	9.622	22883034	0.028	0.028
16) 4,4'-DDE	9.708	24015442	0.027	0.027
17) Dieldrin	10.059	24384135	0.028	0.028
20) Endrin	10.407	21282466	0.028	0.028
22) 4,4'-DDD	10.677	17035622	0.028	0.028
23) Endosulfan II	10.751	19787225	0.027	0.027
24) 4,4'-DDT	11.069	15006603	0.024	0.024
26) Endrin aldehyde	11.357	13426700	0.026	0.026
27) Methoxychlor	11.778	6638291	0.026	0.026
28) Endosulfan sulfate	11.908	15436877	0.027	0.027
29) Endrin ketone	12.219	15657451	0.025	0.025
30) Decachlorobiphenyl	13.444	8650	0.000	0.000

Data File Name: 014F1401.D
Inj. Date and Time: 08-MAR-2010 16:04
Instrument ID: a2hp3.i
Client ID:
Compound Name: Aldrin
CAS #: 309-00-2
Report Date: 03/09/2010

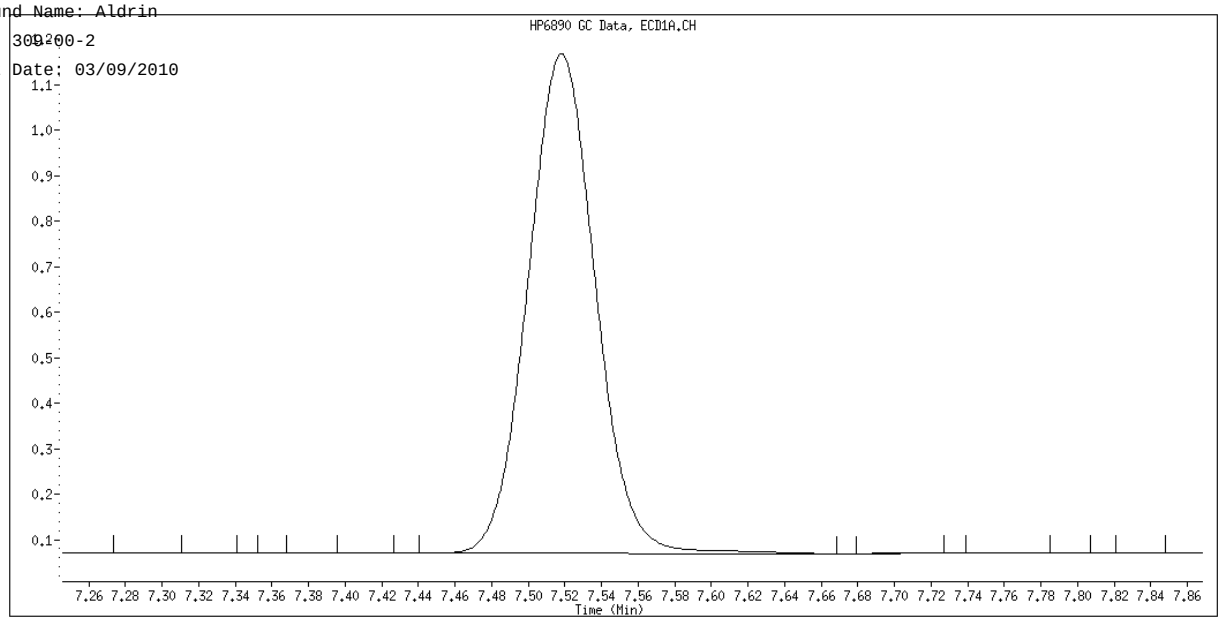

Original Integration

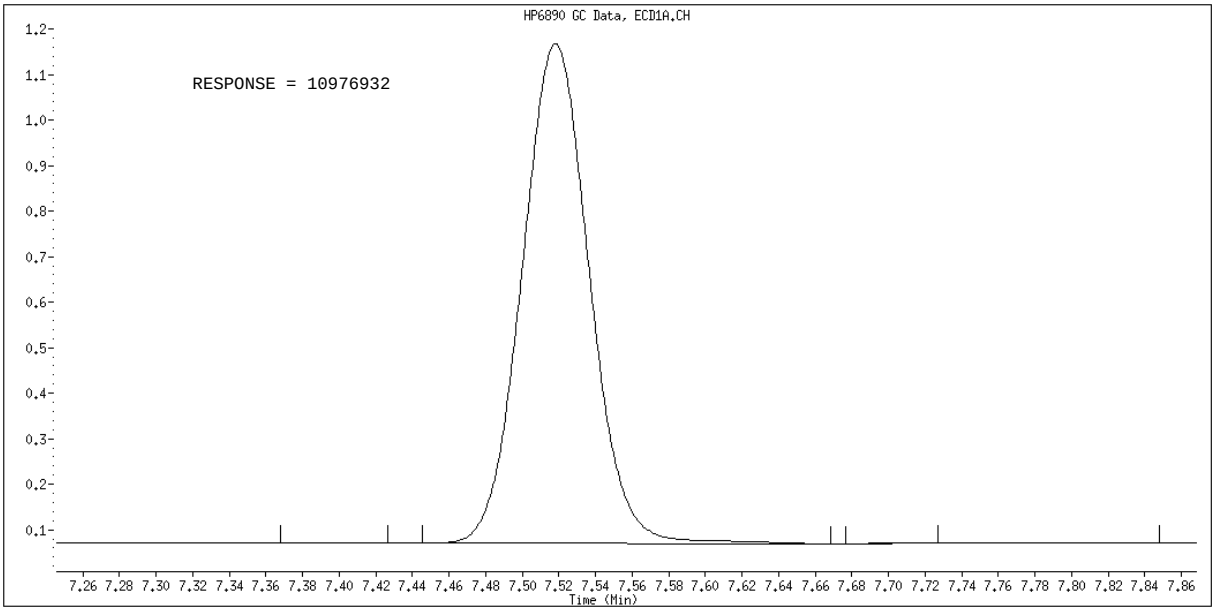

Manual Integration

Manually Integrated By: vandorenc
Manual Integration Reason: Baseline Event

TestAmerica North Canton

PESTICIDES 8081/608

Data file : \\cansvr11\dd\chem\GCS\a2hp3.i\100308-1.b\100308-1.b\006F0601.D
Lab Smp Id: AB1 G250
Inj Date : 08-MAR-2010 12:45
Operator : 093905 Inst ID: a2hp3.i
Smp Info : AB1 G250,,1,1
Misc Info : 1-AB.SUB
Comment :
Method : \\cansvr11\dd\chem\GCS\a2hp3.i\100308-1.b\PEST3.m\pest3r.m
Meth Date : 09-Mar-2010 07:35 vandorenc Quant Type: ESTD
Cal Date : 08-MAR-2010 12:45 Cal File: 006F0601.D
Als bottle: 6 Calibration Sample, Level: 1
Dil Factor: 1.00000
Integrator: Falcon Compound Sublist: 1-AB.SUB
Target Version: 4.14 Sample Matrix: None
Processing Host: CANPGCSV23

				AMOUNTS			
				CAL-AMT	ON-COL		
RT	EXP RT	DLT RT	RESPONSE	(ng)	(ng)	TARGET RANGE	RATIO
$ 1 Tetrachloro-m-xylene						CAS #: 877-09-8	
5.694	5.694	0.000	484322	0.00500	0.004894		
4 alpha-BHC						CAS #: 319-84-6	
6.772	6.772	0.000	669936	0.00500	0.004284		
5 gamma-BHC (Lindane)						CAS #: 58-89-9	
7.406	7.406	0.000	297115	0.00500	0.004397		
6 beta-BHC						CAS #: 319-85-7	
7.620	7.620	0.000	125244	0.00500	0.005012		
7 delta-BHC						CAS #: 319-86-8	
8.235	8.235	0.000	564774	0.00500	0.004228		
8 Heptachlor						CAS #: 76-44-8	
8.314	8.314	0.000	656321	0.00500	0.004671		
10 Aldrin						CAS #: 309-00-2	
9.062	9.062	0.000	598190	0.00500	0.004590		
12 Heptachlor epoxide						CAS #: 1024-57-3	
10.220	10.220	0.000	245634	0.00500	0.004782		
13 gamma-Chlordane						CAS #: 5103-74-2	
10.535	10.535	0.000	248480	0.00500	0.004650		
14 alpha-Chlordane						CAS #: 5103-71-9	
10.767	10.767	0.000	254040	0.00500	0.004737		

```
   16 4,4'-DDE                                    CAS #: 72-55-9
11.096  11.096    0.000          441094 0.00500  0.004519
-------------------------------------------------------------------------------
```

RT	EXP RT	DLT RT	RESPONSE	AMOUNTS CAL-AMT (ng)	ON-COL (ng)	TARGET RANGE	RATIO	
15 Endosulfan I						CAS #: 959-98-8		
10.818	10.818	0.000	514764	0.00500	0.004883			
17 Dieldrin						CAS #: 60-57-1		
11.218	11.218	0.000	500803	0.00500	0.004625			
20 Endrin						CAS #: 72-20-8		
11.614	11.614	0.000	238973	0.00500	0.004602			(M)
22 4,4'-DDD						CAS #: 72-54-8		
11.861	11.861	0.000	308150	0.00500	0.004442			
23 Endosulfan II						CAS #: 33213-65-9		
11.899	11.899	0.000	237531	0.00500	0.004847			
24 4,4'-DDT						CAS #: 50-29-3		
12.234	12.234	0.000	329179	0.00500	0.004597			
25 Endrin aldehyde						CAS #: 7421-93-4		
12.328	12.328	0.000	179318	0.00500	0.004863			
26 Endosulfan sulfate						CAS #: 1031-07-8		
12.654	12.654	0.000	211061	0.00500	0.004907			
28 Methoxychlor						CAS #: 72-43-5		
13.043	13.043	0.000	94645	0.00500	0.005045			
29 Endrin ketone						CAS #: 53494-70-5		
13.230	13.230	0.000	244669	0.00500	0.004820			
$ 30 Decachlorobiphenyl						CAS #: 2051-24-3		
14.693	14.693	0.000	152615	0.00500	0.005663			

QC Flag Legend

M - Compound response manually integrated.

Data File: \\cansvr11\dd\chem\GCS\a2hp3.i\100308-1.b\100308-1.b\006F0601.D

Date : 08-MAR-2010 12:45

Client ID:

Instrument: a2hp3.i

Sample Info: AB1 G250,,1,1

Operator: 093905

Column phase: clp pesticides II

Column diameter: 0.53

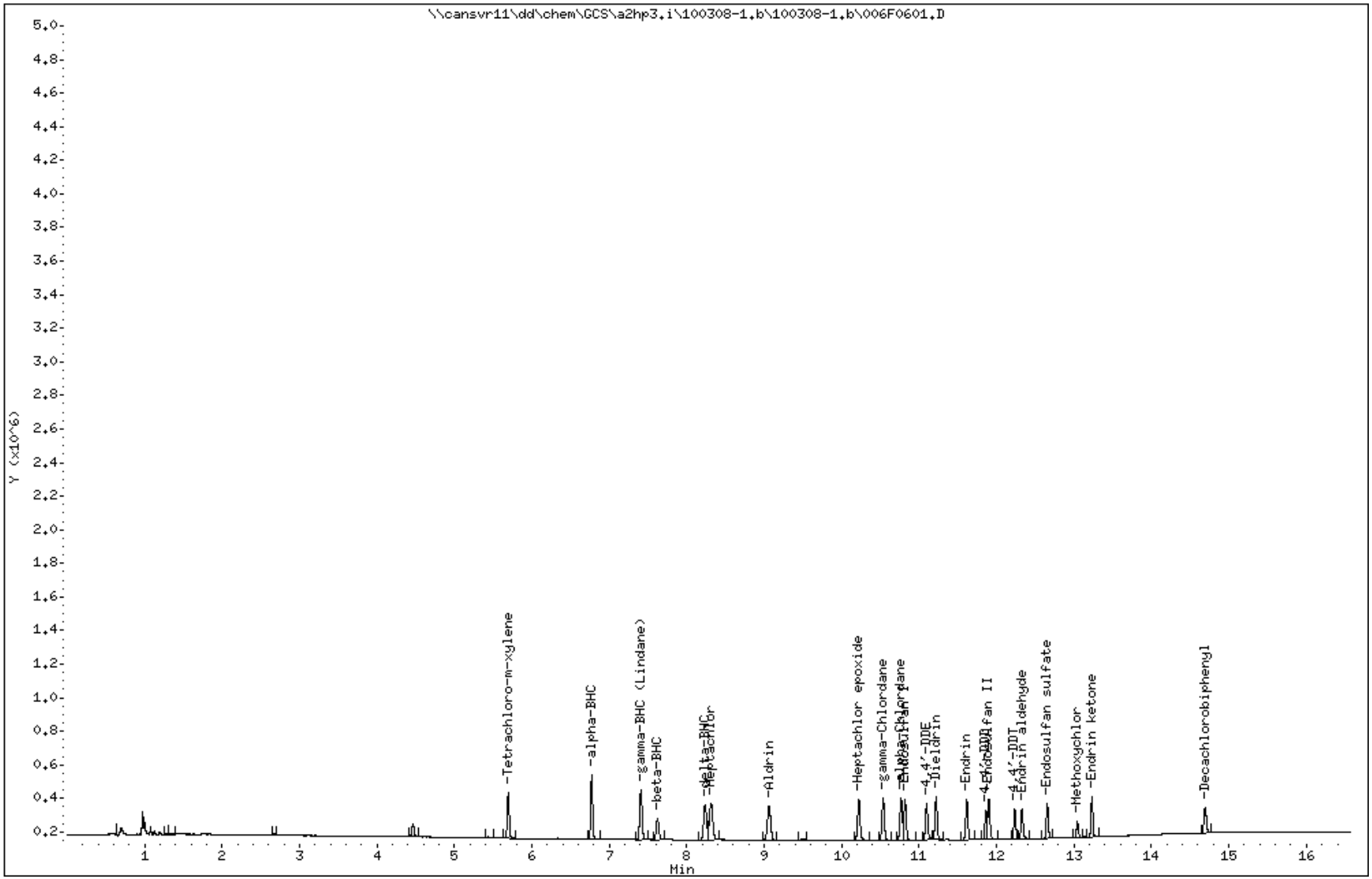

COMPOUNDS and EXP. RT REPORT

Operator: 093905 Date Acquired: 08-MAR-2010 12:45
Data File: //cansvr11/dd/chem/GCS/a2hp3.i/100308-1.b/100308-1.b/006F0601.D
Lab Sample ID: AB1 G250
Misc. Info: 1-AB.SUB
Instrument: a2hp3.i
Method: \\cansvr11\dd\chem\GCS\a2hp3.i\100308-1.b\PEST3.m\pest3r.m
Dilution Factor: 1

Compound	RT	Area	Amount	Conc
1) Tetrachloro-m-xylene	5.694	484322	0.005	0.005
4) alpha-BHC	6.772	669936	0.004	0.004
5) gamma-BHC (Lindane)	7.407	630982	0.004	0.004
6) beta-BHC	7.621	301917	0.005	0.005
7) delta-BHC	8.236	564774	0.004	0.004
8) Heptachlor	8.314	656321	0.005	0.005
10) Aldrin	9.062	598190	0.005	0.005
12) Heptachlor epoxide	10.221	564393	0.005	0.005
13) gamma-Chlordane	10.536	541731	0.005	0.005
14) alpha-Chlordane	10.767	531840	0.005	0.005
15) Endosulfan I	10.818	514764	0.005	0.005
16) 4,4'-DDE	11.097	441094	0.005	0.005
17) Dieldrin	11.218	500803	0.005	0.005
20) Endrin	11.615	462962	0.005	0.005
22) 4,4'-DDD	11.862	308150	0.004	0.004
23) Endosulfan II	11.900	482408	0.005	0.005
24) 4,4'-DDT	12.235	329179	0.005	0.005
25) Endrin aldehyde	12.328	343289	0.005	0.005
26) Endosulfan sulfate	12.654	379447	0.005	0.005
28) Methoxychlor	13.043	173153	0.005	0.005
29) Endrin ketone	13.231	420087	0.005	0.005
30) Decachlorobiphenyl	14.693	341843	0.006	0.006

Data File Name: 006F0601.D
Inj. Date and Time: 08-MAR-2010 12:45
Instrument ID: a2hp3.i
Client ID:
Compound Name: Endrin
CAS #: 72-20-8
Report Date: 03/09/2010

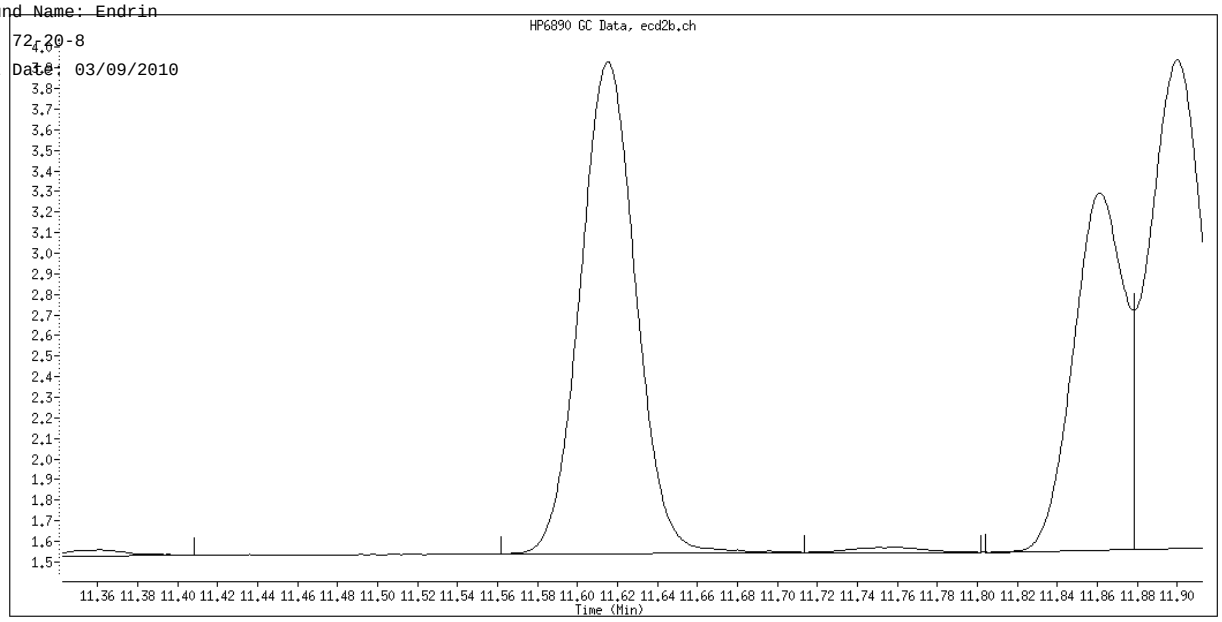

Original Integration

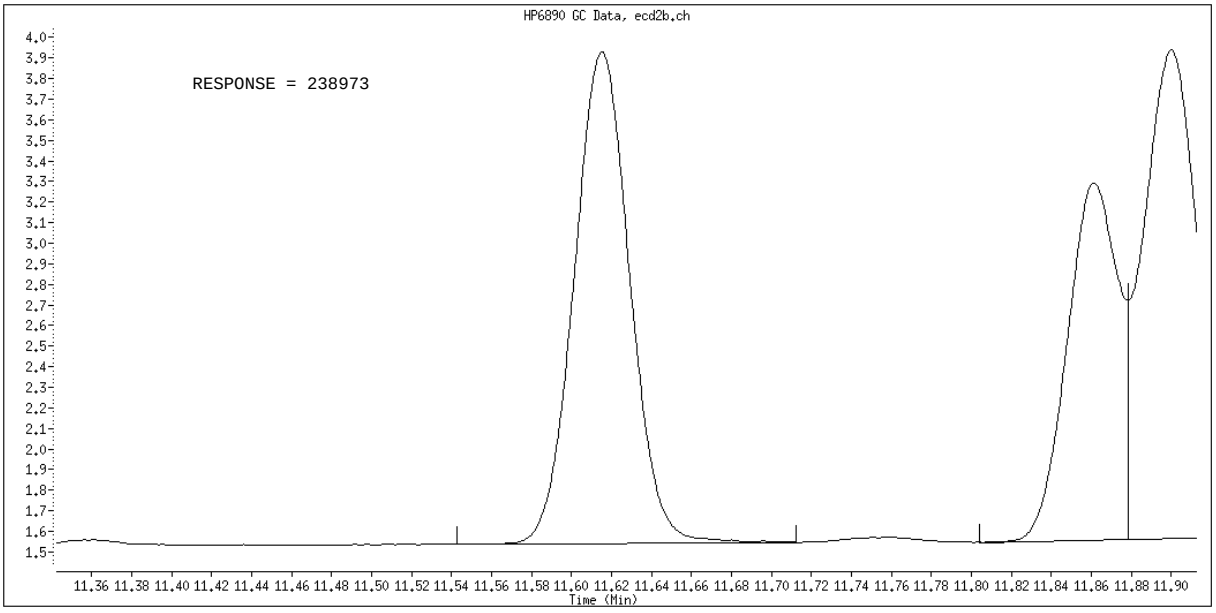

Manual Integration

Manually Integrated By: vandorenc
Manual Integration Reason: Analyte not Identified by the Data System

TestAmerica North Canton

PESTICIDES 8081/608

Data file : \\cansvr11\dd\chem\GCS\a2hp3.i\100308-1.b\100308-1.b\007F0701.D
Lab Smp Id: AB2 G251
Inj Date : 08-MAR-2010 13:10
Operator : 093905 Inst ID: a2hp3.i
Smp Info : AB2 G251,,1,2
Misc Info : 1-AB.SUB
Comment :
Method : \\cansvr11\dd\chem\GCS\a2hp3.i\100308-1.b\PEST3.m\pest3r.m
Meth Date : 09-Mar-2010 07:46 vandorenc Quant Type: ESTD
Cal Date : 08-MAR-2010 13:10 Cal File: 007F0701.D
Als bottle: 7 Calibration Sample, Level: 2
Dil Factor: 1.00000
Integrator: Falcon Compound Sublist: 1-AB.SUB
Target Version: 4.14 Sample Matrix: None
Processing Host: CANPGCSV23

				AMOUNTS			
				CAL-AMT	ON-COL		
RT	EXP RT	DLT RT	RESPONSE	(ng)	(ng)	TARGET RANGE	RATIO
$ 1 Tetrachloro-m-xylene						CAS #: 877-09-8	
5.694	5.694	0.000	962520	0.01000	0.009727		
4 alpha-BHC						CAS #: 319-84-6	
6.771	6.771	0.000	1404533	0.01000	0.008981		
5 gamma-BHC (Lindane)						CAS #: 58-89-9	
7.406	7.406	0.000	610782	0.01000	0.009039		
6 beta-BHC						CAS #: 319-85-7	
7.619	7.619	0.000	244365	0.01000	0.009779		
7 delta-BHC						CAS #: 319-86-8	
8.234	8.234	0.000	1162374	0.01000	0.008701		
8 Heptachlor						CAS #: 76-44-8	
8.312	8.312	0.000	1318486	0.01000	0.009383		
10 Aldrin						CAS #: 309-00-2	
9.061	9.061	0.000	1210174	0.01000	0.009286		
12 Heptachlor epoxide						CAS #: 1024-57-3	
10.221	10.221	0.000	487379	0.01000	0.009489		
13 gamma-Chlordane						CAS #: 5103-74-2	
10.535	10.535	0.000	494104	0.01000	0.009248		
14 alpha-Chlordane						CAS #: 5103-71-9	
10.767	10.767	0.000	509308	0.01000	0.009497		

```
   16 4,4'-DDE                                    CAS #: 72-55-9
11.097  11.097    0.000          882890 0.01000  0.009046
------------------------------------------------------------------------------
```

RT	EXP RT	DLT RT	RESPONSE	AMOUNTS CAL-AMT (ng)	ON-COL (ng)	TARGET RANGE	RATIO
15 Endosulfan I						CAS #: 959-98-8	
10.817	10.817	0.000	1010655	0.01000	0.009586		
17 Dieldrin						CAS #: 60-57-1	
11.217	11.217	0.000	991827	0.01000	0.009161		
20 Endrin						CAS #: 72-20-8	
11.615	11.615	0.000	485606	0.01000	0.009350		
22 4,4'-DDD						CAS #: 72-54-8	
11.861	11.861	0.000	623342	0.01000	0.008985		
23 Endosulfan II						CAS #: 33213-65-9	
11.899	11.899	0.000	460594	0.01000	0.009398		
24 4,4'-DDT						CAS #: 50-29-3	
12.234	12.234	0.000	649482	0.01000	0.009070		
25 Endrin aldehyde						CAS #: 7421-93-4	
12.327	12.327	0.000	347558	0.01000	0.009426		
26 Endosulfan sulfate						CAS #: 1031-07-8	
12.654	12.654	0.000	408242	0.01000	0.009491		
28 Methoxychlor						CAS #: 72-43-5	
13.042	13.042	0.000	182090	0.01000	0.009706		
29 Endrin ketone						CAS #: 53494-70-5	
13.231	13.231	0.000	471639	0.01000	0.009292		
$ 30 Decachlorobiphenyl						CAS #: 2051-24-3	
14.692	14.692	0.000	285120	0.01000	0.01058		

Data File: \\cansvr11\dd\chem\GCS\a2hp3.i\100308-1.b\100308-1.b\007F0701.D

Date : 08-MAR-2010 13:10

Client ID:

Instrument: a2hp3.i

Sample Info: AB2 G251,,1,2

Operator: 093905

Column phase: clp pesticides II

Column diameter: 0.53

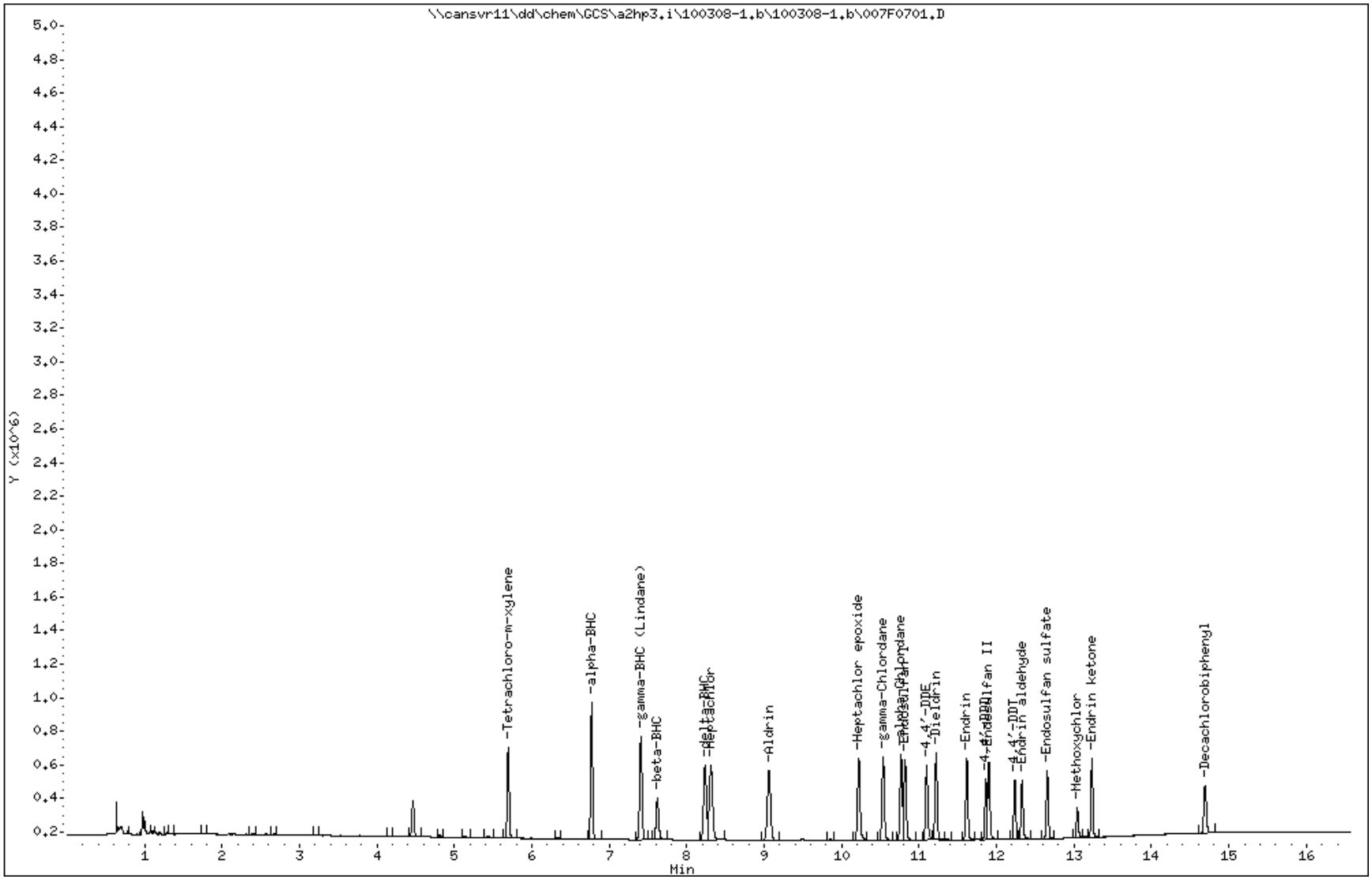

COMPOUNDS and EXP. RT REPORT

Operator: 093905 Date Acquired: 08-MAR-2010 13:10
Data File: //cansvr11/dd/chem/GCS/a2hp3.i/100308-1.b/100308-1.b/007F0701.D
Lab Sample ID: AB2 G251
Misc. Info: 1-AB.SUB
Instrument: a2hp3.i
Method: \\cansvr11\dd\chem\GCS\a2hp3.i\100308-1.b\PEST3.m\pest3r.m
Dilution Factor: 1

Compound	RT	Area	Amount	Conc
1) Tetrachloro-m-xylene	5.695	962520	0.010	0.010
4) alpha-BHC	6.771	1404533	0.009	0.009
5) gamma-BHC (Lindane)	7.406	1285213	0.009	0.009
6) beta-BHC	7.620	585225	0.010	0.010
7) delta-BHC	8.235	1162374	0.009	0.009
8) Heptachlor	8.312	1318486	0.009	0.009
10) Aldrin	9.061	1210174	0.009	0.009
12) Heptachlor epoxide	10.221	1126772	0.009	0.009
13) gamma-Chlordane	10.535	1070479	0.009	0.009
14) alpha-Chlordane	10.768	1050205	0.009	0.009
15) Endosulfan I	10.818	1010655	0.010	0.010
16) 4,4'-DDE	11.097	882890	0.009	0.009
17) Dieldrin	11.218	991827	0.009	0.009
20) Endrin	11.615	904542	0.009	0.009
22) 4,4'-DDD	11.861	623342	0.009	0.009
23) Endosulfan II	11.900	927568	0.009	0.009
24) 4,4'-DDT	12.235	649482	0.009	0.009
25) Endrin aldehyde	12.328	658254	0.009	0.009
26) Endosulfan sulfate	12.655	728574	0.009	0.009
28) Methoxychlor	13.042	328143	0.010	0.010
29) Endrin ketone	13.231	805871	0.009	0.009
30) Decachlorobiphenyl	14.692	651609	0.011	0.011

TestAmerica North Canton

PESTICIDES 8081/608

Data file : \\cansvr11\dd\chem\GCS\a2hp3.i\100308-1.b\100308-1.b\008F0801.D
Lab Smp Id: AB3 G252
Inj Date : 08-MAR-2010 13:35
Operator : 093905 Inst ID: a2hp3.i
Smp Info : AB3 G252,,1,3
Misc Info : 1-AB.SUB
Comment :
Method : \\cansvr11\dd\chem\GCS\a2hp3.i\100308-1.b\PEST3.m\pest3r.m
Meth Date : 09-Mar-2010 07:46 vandorenc Quant Type: ESTD
Cal Date : 08-MAR-2010 13:35 Cal File: 008F0801.D
Als bottle: 8 Calibration Sample, Level: 3
Dil Factor: 1.00000
Integrator: Falcon Compound Sublist: 1-AB.SUB
Target Version: 4.14 Sample Matrix: None
Processing Host: CANPGCSV23

				AMOUNTS			
				CAL-AMT	ON-COL		
RT	EXP RT	DLT RT	RESPONSE	(ng)	(ng)	TARGET RANGE	RATIO
$ 1 Tetrachloro-m-xylene						CAS #: 877-09-8	
5.694	5.694	0.000	2400568	0.02500	0.02426		
4 alpha-BHC						CAS #: 319-84-6	
6.771	6.771	0.000	3797659	0.02500	0.02428		
5 gamma-BHC (Lindane)						CAS #: 58-89-9	
7.406	7.406	0.000	1642975	0.02500	0.02432		
6 beta-BHC						CAS #: 319-85-7	
7.620	7.620	0.000	599798	0.02500	0.02400		
7 delta-BHC						CAS #: 319-86-8	
8.235	8.235	0.000	3170928	0.02500	0.02374		
8 Heptachlor						CAS #: 76-44-8	
8.313	8.313	0.000	3398958	0.02500	0.02419		
10 Aldrin						CAS #: 309-00-2	
9.060	9.060	0.000	3061391	0.02500	0.02349		
12 Heptachlor epoxide						CAS #: 1024-57-3	
10.220	10.220	0.000	1247704	0.02500	0.02429		
13 gamma-Chlordane						CAS #: 5103-74-2	
10.534	10.534	0.000	1280733	0.02500	0.02397		
14 alpha-Chlordane						CAS #: 5103-71-9	
10.767	10.767	0.000	1285653	0.02500	0.02397		

```
   16 4,4'-DDE                                    CAS #: 72-55-9
11.095  11.095    0.000         2353441 0.02500  0.02411
-------------------------------------------------------------------------------
```

				AMOUNTS CAL-AMT (ng)	ON-COL (ng)	TARGET RANGE	RATIO
	15 Endosulfan I					CAS #: 959-98-8	
10.818	10.818	0.000	2525854	0.02500	0.02396		
	17 Dieldrin					CAS #: 60-57-1	
11.218	11.218	0.000	2627094	0.02500	0.02426		
	20 Endrin					CAS #: 72-20-8	
11.614	11.614	0.000	1242375	0.02500	0.02392		
	22 4,4'-DDD					CAS #: 72-54-8	
11.859	11.859	0.000	1618836	0.02500	0.02333		
	23 Endosulfan II					CAS #: 33213-65-9	
11.898	11.898	0.000	1175712	0.02500	0.02399		
	24 4,4'-DDT					CAS #: 50-29-3	
12.233	12.233	0.000	1673362	0.02500	0.02337		
	25 Endrin aldehyde					CAS #: 7421-93-4	
12.327	12.327	0.000	859131	0.02500	0.02330		
	26 Endosulfan sulfate					CAS #: 1031-07-8	
12.653	12.653	0.000	1011873	0.02500	0.02352		
	28 Methoxychlor					CAS #: 72-43-5	
13.041	13.041	0.000	445258	0.02500	0.02373		
	29 Endrin ketone					CAS #: 53494-70-5	
13.230	13.230	0.000	1201901	0.02500	0.02368		
$	30 Decachlorobiphenyl					CAS #: 2051-24-3	
14.691	14.691	0.000	649823	0.02500	0.02411		

Data File: \\cansvr11\dd\chem\GCS\a2hp3.i\100308-1.b\100308-1.b\008F0801.D

Date : 08-MAR-2010 13:35

Client ID:

Instrument: a2hp3.i

Sample Info: AB3 G252,,1,3

Operator: 093905

Column phase: clp pesticides II

Column diameter: 0.53

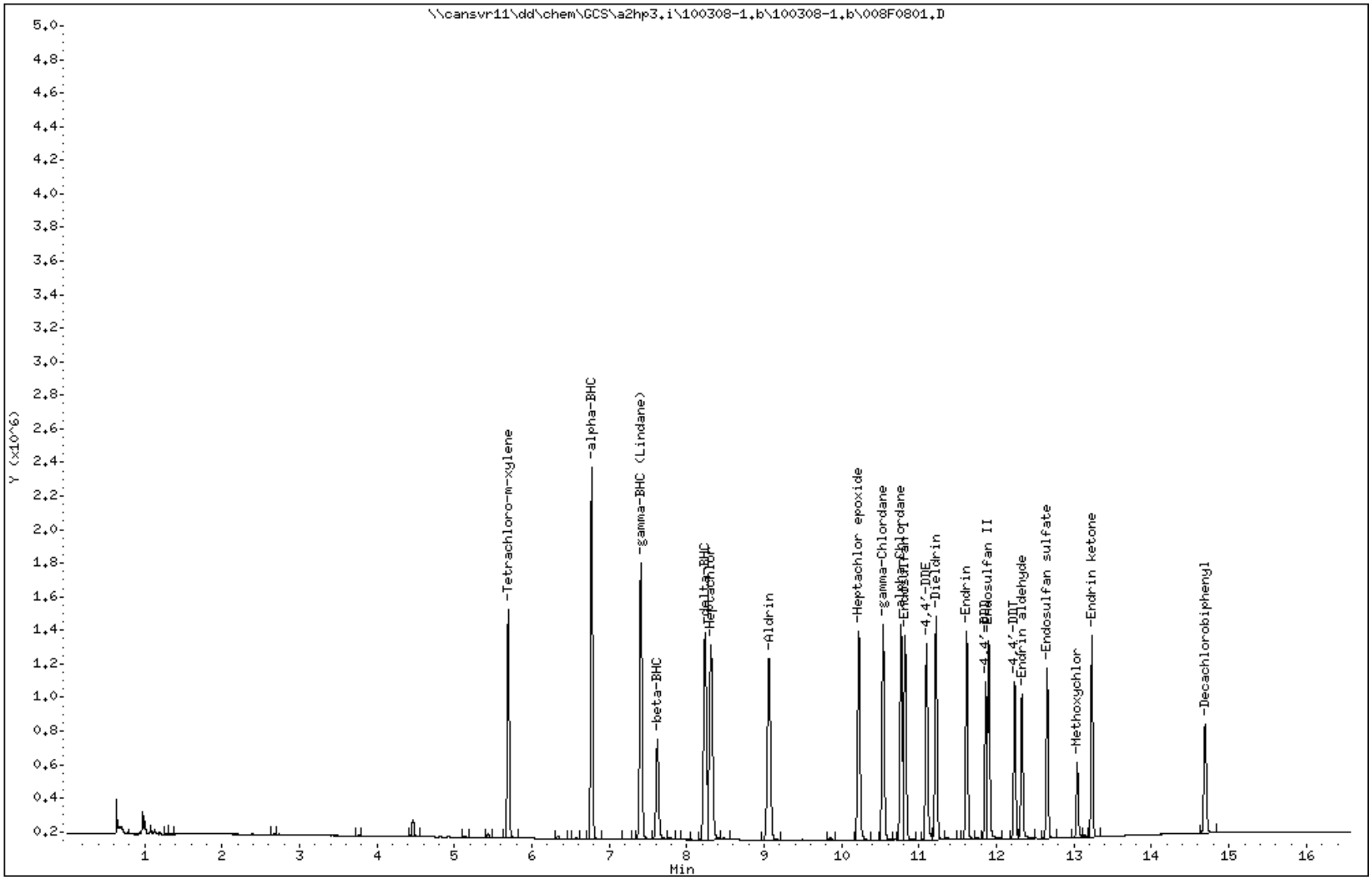

COMPOUNDS and EXP. RT REPORT

Operator: 093905 Date Acquired: 08-MAR-2010 13:35
Data File: //cansvr11/dd/chem/GCS/a2hp3.i/100308-1.b/100308-1.b/008F0801.D
Lab Sample ID: AB3 G252
Misc. Info: 1-AB.SUB
Instrument: a2hp3.i
Method: \\cansvr11\dd\chem\GCS\a2hp3.i\100308-1.b\PEST3.m\pest3r.m
Dilution Factor: 1

Compound	RT	Area	Amount	Conc
1) Tetrachloro-m-xylene	5.695	2400568	0.024	0.024
4) alpha-BHC	6.771	3797659	0.024	0.024
5) gamma-BHC (Lindane)	7.406	3420303	0.024	0.024
6) beta-BHC	7.621	1423655	0.024	0.024
7) delta-BHC	8.236	3170928	0.024	0.024
8) Heptachlor	8.313	3398958	0.024	0.024
10) Aldrin	9.061	3061391	0.023	0.023
12) Heptachlor epoxide	10.221	2779429	0.024	0.024
13) gamma-Chlordane	10.535	2713086	0.024	0.024
14) alpha-Chlordane	10.767	2620457	0.024	0.024
15) Endosulfan I	10.818	2525854	0.024	0.024
16) 4,4'-DDE	11.096	2353441	0.024	0.024
17) Dieldrin	11.218	2627094	0.024	0.024
20) Endrin	11.615	2303594	0.024	0.024
22) 4,4'-DDD	11.860	1618836	0.023	0.023
23) Endosulfan II	11.899	2297656	0.024	0.024
24) 4,4'-DDT	12.234	1673362	0.023	0.023
25) Endrin aldehyde	12.327	1603273	0.023	0.023
26) Endosulfan sulfate	12.654	1767201	0.024	0.024
28) Methoxychlor	13.041	784005	0.024	0.024
29) Endrin ketone	13.231	1988693	0.024	0.024
30) Decachlorobiphenyl	14.691	1459052	0.024	0.024

TestAmerica North Canton

PESTICIDES 8081/608

Data file : \\cansvr11\dd\chem\GCS\a2hp3.i\100308-1.b\100308-1.b\010F1001.D
Lab Smp Id: AB5 G254
Inj Date : 08-MAR-2010 14:25
Operator : 093905 Inst ID: a2hp3.i
Smp Info : AB5 G254,,1,5
Misc Info : 1-AB.SUB
Comment :
Method : \\cansvr11\dd\chem\GCS\a2hp3.i\100308-1.b\PEST3.m\pest3r.m
Meth Date : 09-Mar-2010 07:46 vandorenc Quant Type: ESTD
Cal Date : 08-MAR-2010 14:25 Cal File: 010F1001.D
Als bottle: 10 Calibration Sample, Level: 5
Dil Factor: 1.00000
Integrator: Falcon Compound Sublist: 1-AB.SUB
Target Version: 4.14 Sample Matrix: None
Processing Host: CANPGCSV23

				AMOUNTS			
				CAL-AMT	ON-COL		
RT	EXP RT	DLT RT	RESPONSE	(ng)	(ng)	TARGET RANGE	RATIO
$ 1 Tetrachloro-m-xylene						CAS #: 877-09-8	
5.694	5.694	0.000	10033573	0.10000	0.1014		
4 alpha-BHC						CAS #: 319-84-6	
6.772	6.772	0.000	16842033	0.10000	0.1077		
5 gamma-BHC (Lindane)						CAS #: 58-89-9	
7.407	7.407	0.000	7223642	0.10000	0.1069		
6 beta-BHC						CAS #: 319-85-7	
7.621	7.621	0.000	2500211	0.10000	0.1000		
7 delta-BHC						CAS #: 319-86-8	
8.236	8.236	0.000	14647943	0.10000	0.1096		
8 Heptachlor						CAS #: 76-44-8	
8.314	8.314	0.000	14619529	0.10000	0.1040		
10 Aldrin						CAS #: 309-00-2	
9.062	9.062	0.000	13757462	0.10000	0.1056		
12 Heptachlor epoxide						CAS #: 1024-57-3	
10.220	10.220	0.000	5291615	0.10000	0.1030		
13 gamma-Chlordane						CAS #: 5103-74-2	
10.535	10.535	0.000	5531644	0.10000	0.1035		
14 alpha-Chlordane						CAS #: 5103-71-9	
10.767	10.767	0.000	5500018	0.10000	0.1026		

```
   16 4,4'-DDE                                    CAS #: 72-55-9
11.096  11.096    0.000        10127177 0.10000   0.1038
--------------------------------------------------------------------------------
```

RT	EXP RT	DLT RT	RESPONSE	AMOUNTS CAL-AMT (ng)	ON-COL (ng)	TARGET RANGE	RATIO
	15 Endosulfan I				CAS #: 959-98-8		
10.818	10.818	0.000	10707636	0.10000	0.1016		
	17 Dieldrin				CAS #: 60-57-1		
11.218	11.218	0.000	11130987	0.10000	0.1028		
	20 Endrin				CAS #: 72-20-8		
11.614	11.614	0.000	5376491	0.10000	0.1035		
	22 4,4'-DDD				CAS #: 72-54-8		
11.859	11.859	0.000	7388466	0.10000	0.1065		
	23 Endosulfan II				CAS #: 33213-65-9		
11.899	11.899	0.000	4998848	0.10000	0.1020		
	24 4,4'-DDT				CAS #: 50-29-3		
12.234	12.234	0.000	7372725	0.10000	0.1030		
	25 Endrin aldehyde				CAS #: 7421-93-4		
12.327	12.327	0.000	3744525	0.10000	0.1016		
	26 Endosulfan sulfate				CAS #: 1031-07-8		
12.653	12.653	0.000	4388718	0.10000	0.1020		
	28 Methoxychlor				CAS #: 72-43-5		
13.040	13.040	0.000	1833557	0.10000	0.09773		
	29 Endrin ketone				CAS #: 53494-70-5		
13.229	13.229	0.000	5133836	0.10000	0.1011		
$	30 Decachlorobiphenyl				CAS #: 2051-24-3		
14.689	14.689	0.000	2415277	0.10000	0.08962		

Data File: \\cansvr11\dd\chem\GCS\a2hp3.i\100308-1.b\100308-1.b\010F1001.D

Page 1

Date : 08-MAR-2010 14:25

Client ID:

Instrument: a2hp3.i

Sample Info: AB5 G254,,1,5

Operator: 093905

Column phase: clp pesticides II

Column diameter: 0.53



COMPOUNDS and EXP. RT REPORT

Operator: 093905 Date Acquired: 08-MAR-2010 14:25
Data File: //cansvr11/dd/chem/GCS/a2hp3.i/100308-1.b/100308-1.b/010F1001.D
Lab Sample ID: AB5 G254
Misc. Info: 1-AB.SUB
Instrument: a2hp3.i
Method: \\cansvr11\dd\chem\GCS\a2hp3.i\100308-1.b\PEST3.m\pest3r.m
Dilution Factor: 1

Compound	RT	Area	Amount	Conc
1) Tetrachloro-m-xylene	5.695	10033573	0.101	0.101
4) alpha-BHC	6.772	16842033	0.108	0.108
5) gamma-BHC (Lindane)	7.407	14977835	0.107	0.107
6) beta-BHC	7.622	5757357	0.100	0.100
7) delta-BHC	8.237	14647943	0.110	0.110
8) Heptachlor	8.314	14619529	0.104	0.104
10) Aldrin	9.062	13757462	0.106	0.106
12) Heptachlor epoxide	10.221	11931520	0.103	0.103
13) gamma-Chlordane	10.536	11708873	0.104	0.104
14) alpha-Chlordane	10.767	11144735	0.103	0.103
15) Endosulfan I	10.818	10707636	0.102	0.102
16) 4,4'-DDE	11.097	10127177	0.104	0.104
17) Dieldrin	11.218	11130987	0.103	0.103
20) Endrin	11.615	9834275	0.104	0.104
22) 4,4'-DDD	11.860	7388466	0.106	0.106
23) Endosulfan II	11.900	9373986	0.102	0.102
24) 4,4'-DDT	12.234	7372725	0.103	0.103
25) Endrin aldehyde	12.327	6424401	0.102	0.102
26) Endosulfan sulfate	12.653	7389357	0.102	0.102
28) Methoxychlor	13.041	3100673	0.098	0.098
29) Endrin ketone	13.230	8353449	0.101	0.101
30) Decachlorobiphenyl	14.690	5301652	0.090	0.090

TestAmerica North Canton

PESTICIDES 8081/608

Data file : \\cansvr11\dd\chem\GCS\a2hp3.i\100308-1.b\100308-1.b\011F1101.D
Lab Smp Id: AB6 G255
Inj Date : 08-MAR-2010 14:49
Operator : 093905 Inst ID: a2hp3.i
Smp Info : AB6 G255,,1,6
Misc Info : 1-AB.SUB
Comment :
Method : \\cansvr11\dd\chem\GCS\a2hp3.i\100308-1.b\PEST3.m\pest3r.m
Meth Date : 09-Mar-2010 07:46 vandorenc Quant Type: ESTD
Cal Date : 08-MAR-2010 14:49 Cal File: 011F1101.D
Als bottle: 11 Calibration Sample, Level: 6
Dil Factor: 1.00000
Integrator: Falcon Compound Sublist: 1-AB.SUB
Target Version: 4.14 Sample Matrix: None
Processing Host: CANPGCSV23

				AMOUNTS			
				CAL-AMT	ON-COL		
RT	EXP RT	DLT RT	RESPONSE	(ng)	(ng)	TARGET RANGE	RATIO
$ 1 Tetrachloro-m-xylene						CAS #: 877-09-8	
5.694	5.694	0.000	20411996	0.20000	0.2063		
4 alpha-BHC						CAS #: 319-84-6	
6.772	6.772	0.000	34828940	0.20000	0.2227		
5 gamma-BHC (Lindane)						CAS #: 58-89-9	
7.407	7.407	0.000	14787194	0.20000	0.2188		
6 beta-BHC						CAS #: 319-85-7	
7.620	7.620	0.000	5199148	0.20000	0.2081		
7 delta-BHC						CAS #: 319-86-8	
8.234	8.234	0.000	30935825	0.20000	0.2316		
8 Heptachlor						CAS #: 76-44-8	
8.312	8.312	0.000	29872690	0.20000	0.2126		
10 Aldrin						CAS #: 309-00-2	
9.061	9.061	0.000	28578460	0.20000	0.2193		
12 Heptachlor epoxide						CAS #: 1024-57-3	
10.220	10.220	0.000	10587776	0.20000	0.2061		
13 gamma-Chlordane						CAS #: 5103-74-2	
10.535	10.535	0.000	11667342	0.20000	0.2184		
14 alpha-Chlordane						CAS #: 5103-71-9	
10.767	10.767	0.000	11557061	0.20000	0.2155		

```
   16 4,4'-DDE                                    CAS #: 72-55-9
11.096  11.096    0.000        21948248 0.20000   0.2249
-------------------------------------------------------------------------------
```

RT	EXP RT	DLT RT	RESPONSE	AMOUNTS CAL-AMT (ng)	ON-COL (ng)	TARGET RANGE	RATIO
15 Endosulfan I						CAS #: 959-98-8	
10.818	10.818	0.000	22052778	0.20000	0.2092		
17 Dieldrin						CAS #: 60-57-1	
11.219	11.219	0.000	23421490	0.20000	0.2163		
20 Endrin						CAS #: 72-20-8	
11.614	11.614	0.000	11175706	0.20000	0.2152		
22 4,4'-DDD						CAS #: 72-54-8	
11.859	11.859	0.000	16327850	0.20000	0.2354		
23 Endosulfan II						CAS #: 33213-65-9	
11.898	11.898	0.000	10472198	0.20000	0.2137		
24 4,4'-DDT						CAS #: 50-29-3	
12.233	12.233	0.000	16732543	0.20000	0.2337		
25 Endrin aldehyde						CAS #: 7421-93-4	
12.327	12.327	0.000	8143724	0.20000	0.2208		
26 Endosulfan sulfate						CAS #: 1031-07-8	
12.652	12.652	0.000	9302341	0.20000	0.2163		
28 Methoxychlor						CAS #: 72-43-5	
13.040	13.040	0.000	4159087	0.20000	0.2217		
29 Endrin ketone						CAS #: 53494-70-5	
13.229	13.229	0.000	11334612	0.20000	0.2233		
$ 30 Decachlorobiphenyl						CAS #: 2051-24-3	
14.690	14.690	0.000	5268176	0.20000	0.1955		

Data File: \\cansvr11\dd\chem\GCS\a2hp3.i\100308-1.b\100308-1.b\011F1101.D

Date : 08-MAR-2010 14:49

Client ID:

Instrument: a2hp3.i

Sample Info: AB6 G255,,1,6

Operator: 093905

Column phase: clp pesticides II

Column diameter: 0.53

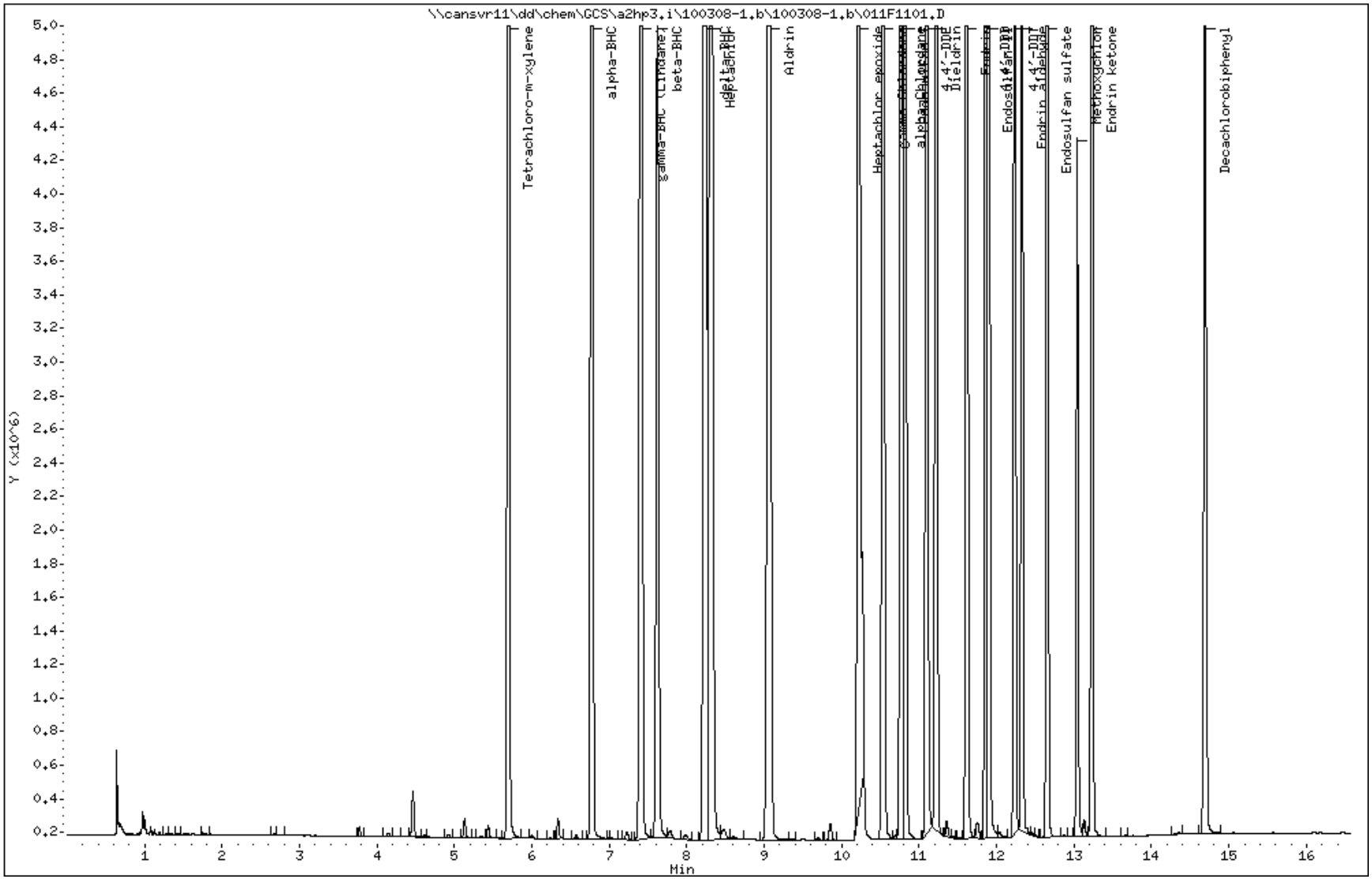

COMPOUNDS and EXP. RT REPORT

Operator: 093905 Date Acquired: 08-MAR-2010 14:49
Data File: //cansvr11/dd/chem/GCS/a2hp3.i/100308-1.b/100308-1.b/011F1101.D
Lab Sample ID: AB6 G255
Misc. Info: 1-AB.SUB
Instrument: a2hp3.i
Method: \\cansvr11\dd\chem\GCS\a2hp3.i\100308-1.b\PEST3.m\pest3r.m
Dilution Factor: 1

Compound	RT	Area	Amount	Conc
1) Tetrachloro-m-xylene	5.695	20411996	0.206	0.206
4) alpha-BHC	6.772	34828940	0.223	0.223
5) gamma-BHC (Lindane)	7.407	30975616	0.219	0.219
6) beta-BHC	7.620	11669642	0.208	0.208
7) delta-BHC	8.235	30935825	0.232	0.232
8) Heptachlor	8.313	29872690	0.213	0.213
10) Aldrin	9.061	28578460	0.219	0.219
12) Heptachlor epoxide	10.220	25639976	0.206	0.206
13) gamma-Chlordane	10.535	24418186	0.218	0.218
14) alpha-Chlordane	10.768	23318152	0.216	0.216
15) Endosulfan I	10.819	22052778	0.209	0.209
16) 4,4'-DDE	11.096	21948248	0.225	0.225
17) Dieldrin	11.220	23421490	0.216	0.216
20) Endrin	11.615	20700300	0.215	0.215
22) 4,4'-DDD	11.860	16327850	0.235	0.235
23) Endosulfan II	11.899	19462457	0.214	0.214
24) 4,4'-DDT	12.234	16732543	0.234	0.234
25) Endrin aldehyde	12.327	13827130	0.221	0.221
26) Endosulfan sulfate	12.653	16009281	0.216	0.216
28) Methoxychlor	13.040	6913424	0.222	0.222
29) Endrin ketone	13.230	18153127	0.223	0.223
30) Decachlorobiphenyl	14.690	11373832	0.195	0.195

TestAmerica North Canton

PESTICIDES 8081/608

Data file : \\cansvr11\dd\chem\GCS\a2hp3.i\100308-1.b\100308-1.b\013F1301.D
Lab Smp Id: AB4 G253
Inj Date : 08-MAR-2010 15:39
Operator : 093905 Inst ID: a2hp3.i
Smp Info : AB4 G253,,1,4
Misc Info : 1-AB.SUB
Comment :
Method : \\cansvr11\dd\chem\GCS\a2hp3.i\100308-1.b\PEST3.m\pest3r.m
Meth Date : 09-Mar-2010 07:46 vandorenc Quant Type: ESTD
Cal Date : 08-MAR-2010 15:39 Cal File: 013F1301.D
Als bottle: 13 Calibration Sample, Level: 4
Dil Factor: 1.00000
Integrator: Falcon Compound Sublist: 1-AB.SUB
Target Version: 4.14 Sample Matrix: None
Processing Host: CANPGCSV23

				AMOUNTS			
				CAL-AMT	ON-COL		
RT	EXP RT	DLT RT	RESPONSE	(ng)	(ng)	TARGET RANGE	RATIO
$ 1 Tetrachloro-m-xylene						CAS #: 877-09-8	
5.693	5.693	0.000	5110495	0.05000	0.05164		
4 alpha-BHC						CAS #: 319-84-6	
6.772	6.772	0.000	8470365	0.05000	0.05416		
5 gamma-BHC (Lindane)						CAS #: 58-89-9	
7.407	7.407	0.000	3651379	0.05000	0.05404		
6 beta-BHC						CAS #: 319-85-7	
7.620	7.620	0.000	1272691	0.05000	0.05093		
7 delta-BHC						CAS #: 319-86-8	
8.235	8.235	0.000	7216879	0.05000	0.05402		
8 Heptachlor						CAS #: 76-44-8	
8.312	8.312	0.000	7422490	0.05000	0.05282		
10 Aldrin						CAS #: 309-00-2	
9.061	9.061	0.000	6915960	0.05000	0.05307		
12 Heptachlor epoxide						CAS #: 1024-57-3	
10.220	10.220	0.000	2727366	0.05000	0.05310		
13 gamma-Chlordane						CAS #: 5103-74-2	
10.535	10.535	0.000	2829557	0.05000	0.05296		
14 alpha-Chlordane						CAS #: 5103-71-9	
10.767	10.767	0.000	2790697	0.05000	0.05204		

```
   16 4,4'-DDE                                    CAS #: 72-55-9
11.096  11.096    0.000         5198379 0.05000  0.05326
-------------------------------------------------------------------------------
```

RT	EXP RT	DLT RT	RESPONSE	AMOUNTS CAL-AMT (ng)	ON-COL (ng)	TARGET RANGE	RATIO
15 Endosulfan I						CAS #: 959-98-8	
10.817	10.817	0.000	5507990	0.05000	0.05224		
17 Dieldrin						CAS #: 60-57-1	
11.218	11.218	0.000	5838796	0.05000	0.05393		
20 Endrin						CAS #: 72-20-8	
11.614	11.614	0.000	2795391	0.05000	0.05383		
22 4,4'-DDD						CAS #: 72-54-8	
11.860	11.860	0.000	3600937	0.05000	0.05190		
23 Endosulfan II						CAS #: 33213-65-9	
11.899	11.899	0.000	2555581	0.05000	0.05214		
24 4,4'-DDT						CAS #: 50-29-3	
12.233	12.233	0.000	3727714	0.05000	0.05206		
25 Endrin aldehyde						CAS #: 7421-93-4	
12.327	12.327	0.000	1904574	0.05000	0.05165		
26 Endosulfan sulfate						CAS #: 1031-07-8	
12.653	12.653	0.000	2208731	0.05000	0.05135		
28 Methoxychlor						CAS #: 72-43-5	
13.042	13.042	0.000	924376	0.05000	0.04927		
29 Endrin ketone						CAS #: 53494-70-5	
13.231	13.231	0.000	2617968	0.05000	0.05158		
$ 30 Decachlorobiphenyl						CAS #: 2051-24-3	
14.692	14.692	0.000	1308698	0.05000	0.04856		

Data File: \\cansvr11\dd\chem\GCS\a2hp3.i\100308-1.b\100308-1.b\013F1301.D

Page 1

Date : 08-MAR-2010 15:39

Client ID:

Instrument: a2hp3.i

Sample Info: AB4 G253,,1,4

Operator: 093905

Column phase: clp pesticides II

Column diameter: 0.53

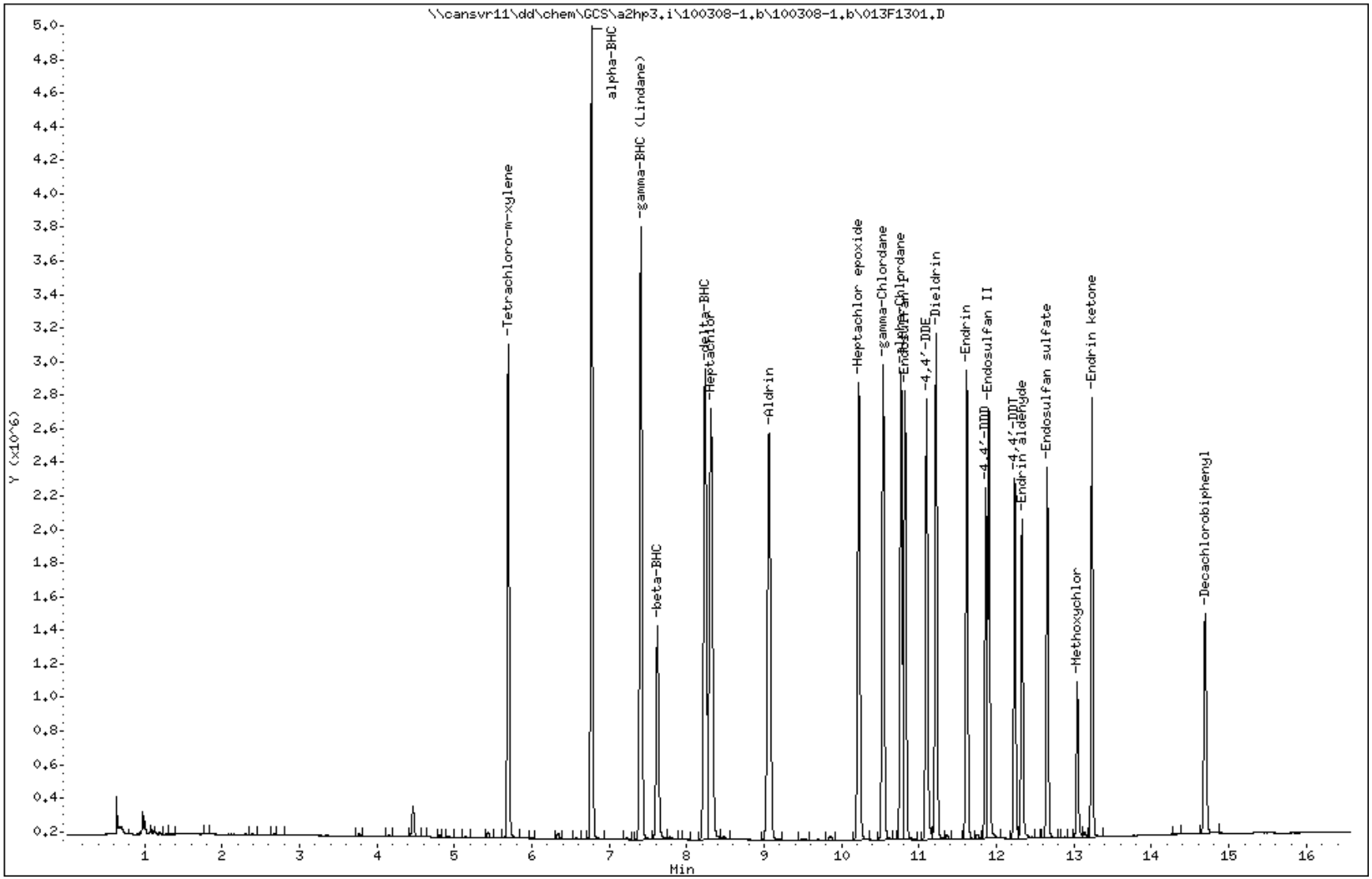

COMPOUNDS and EXP. RT REPORT

Operator: 093905 Date Acquired: 08-MAR-2010 15:39
Data File: //cansvr11/dd/chem/GCS/a2hp3.i/100308-1.b/100308-1.b/013F1301.D
Lab Sample ID: AB4 G253
Misc. Info: 1-AB.SUB
Instrument: a2hp3.i
Method: \\cansvr11\dd\chem\GCS\a2hp3.i\100308-1.b\PEST3.m\pest3r.m
Dilution Factor: 1

Compound	RT	Area	Amount	Conc
1) Tetrachloro-m-xylene	5.694	5110495	0.052	0.052
4) alpha-BHC	6.772	8470365	0.054	0.054
5) gamma-BHC (Lindane)	7.407	7562516	0.054	0.054
6) beta-BHC	7.620	2959878	0.051	0.051
7) delta-BHC	8.235	7216879	0.054	0.054
8) Heptachlor	8.313	7422490	0.053	0.053
10) Aldrin	9.061	6915960	0.053	0.053
12) Heptachlor epoxide	10.220	6024782	0.053	0.053
13) gamma-Chlordane	10.535	5944056	0.053	0.053
14) alpha-Chlordane	10.768	5698050	0.052	0.052
15) Endosulfan I	10.818	5507990	0.052	0.052
16) 4,4'-DDE	11.096	5198379	0.053	0.053
17) Dieldrin	11.219	5838796	0.054	0.054
20) Endrin	11.615	5044463	0.054	0.054
22) 4,4'-DDD	11.860	3600937	0.052	0.052
23) Endosulfan II	11.900	4876083	0.052	0.052
24) 4,4'-DDT	12.234	3727714	0.052	0.052
25) Endrin aldehyde	12.328	3433841	0.052	0.052
26) Endosulfan sulfate	12.654	3822390	0.051	0.051
28) Methoxychlor	13.042	1608968	0.049	0.049
29) Endrin ketone	13.231	4288228	0.052	0.052
30) Decachlorobiphenyl	14.692	2925269	0.049	0.049

TestAmerica North Canton

CONTINUING CALIBRATION COMPOUNDS

Instrument ID: a2hp3.i Injection Date: 08-MAR-2010 16:04
Lab File ID: 014F1401.D Init. Cal. Date(s): 11-FEB-2010 08-MAR-2010
Analysis Type: Init. Cal. Times: 09:19 15:39
Lab Sample ID: ICV E048 Quant Type: ESTD
Method: \\cansvr11\dd\chem\GCS\a2hp3.i\100308-1.b\PEST3.m\pest3r.m

COMPOUND	RRF / AMOUNT	RF0.025	CCAL RRF0.025	MIN RRF	%D / %DRIFT	MAX %D / %DRIFT	CURVE TYPE	
$ 1 Tetrachloro-m-xylene	98957455	++++	++++	0.000	++++	15.00000	Averaged	<-
4 alpha-BHC	89840067	96773360	96773360	0.010	-7.71737	15.00000	Averaged	
5 gamma-BHC (Lindane)	67570028	71392480	71392480	0.010	-5.65702	15.00000	Averaged	
6 beta-BHC	24988148	26153240	26153240	0.010	-4.66258	15.00000	Averaged	
7 delta-BHC	133587576	141589200	141589200	0.010	-5.98980	15.00000	Averaged	
8 Heptachlor	140513277	146857480	146857480	0.010	-4.51502	15.00000	Averaged	
10 Aldrin	130316193	129728800	129728800	0.010	0.45074	15.00000	Averaged	
12 Heptachlor epoxide	51362535	55211760	55211760	0.010	-7.49423	15.00000	Averaged	
13 gamma-Chlordane	53430002	57014520	57014520	0.010	-6.70881	15.00000	Averaged	
14 alpha-Chlordane	53627391	56635960	56635960	0.010	-5.61014	15.00000	Averaged	
16 4,4'-DDE	97604338	102116920	102116920	0.010	-4.62334	15.00000	Averaged	
15 Endosulfan I	105425418	112460200	112460200	0.010	-6.67276	15.00000	Averaged	
17 Dieldrin	108270050	112893320	112893320	0.010	-4.27013	15.00000	Averaged	
20 Endrin	51933577	56423680	56423680	0.010	-8.64586	15.00000	Averaged	
22 4,4'-DDD	69376715	73635600	73635600	0.010	-6.13878	15.00000	Averaged	
23 Endosulfan II	49009195	50550240	50550240	0.010	-3.14440	15.00000	Averaged	
24 4,4'-DDT	71610454	66586400	66586400	0.010	7.01581	15.00000	Averaged	
25 Endrin aldehyde	36873332	38195920	38195920	0.010	-3.58684	15.00000	Averaged	
26 Endosulfan sulfate	43014138	44796400	44796400	0.010	-4.14343	15.00000	Averaged	
28 Methoxychlor	18761141	18562440	18562440	0.010	1.05911	15.00000	Averaged	
29 Endrin ketone	50757420	49231360	49231360	0.010	3.00658	15.00000	Averaged	
$ 30 Decachlorobiphenyl	26949255	++++	0.00000	0.010	++++	15.00000	Averaged	<-

Average %D / Drift Results.

Calculated Average %D/Drift = 5.05564
Maximun Average %D/Drift = 15.00000
* Passed Average %D/Drift Test.

TestAmerica North Canton

PESTICIDES 8081/608

Data file : \\cansvr11\dd\chem\GCS\a2hp3.i\100308-1.b\100308-1.b\014F1401.D
Lab Smp Id: ICV E048
Inj Date : 08-MAR-2010 16:04
Operator : 093905 Inst ID: a2hp3.i
Smp Info : ICV E048
Misc Info : 1-AB.SUB
Comment :
Method : \\cansvr11\dd\chem\GCS\a2hp3.i\100308-1.b\PEST3.m\pest3r.m
Meth Date : 09-Mar-2010 07:52 vandorenc Quant Type: ESTD
Cal Date : 08-MAR-2010 15:39 Cal File: 013F1301.D
Als bottle: 14 Continuing Calibration Sample
Dil Factor: 1.00000
Integrator: Falcon Compound Sublist: 1-AB.SUB
Target Version: 4.14 Sample Matrix: None
Processing Host: CANPGCSV23

				AMOUNTS			
				CAL-AMT	ON-COL		
RT	EXP RT	DLT RT	RESPONSE	(ng)	(ng)	TARGET RANGE	RATIO
$ 1 Tetrachloro-m-xylene						CAS #: 877-09-8	
Peaks not detected for Quant. or Qual. signal(s).							
4 alpha-BHC						CAS #: 319-84-6	
6.772	6.772	0.000	2419334	0.02500	0.02693		
5 gamma-BHC (Lindane)						CAS #: 58-89-9	
7.408	7.408	0.000	1784812	0.02500	0.02641		
6 beta-BHC						CAS #: 319-85-7	
7.620	7.620	0.000	653831	0.02500	0.02616		
7 delta-BHC						CAS #: 319-86-8	
8.236	8.236	0.000	3539730	0.02500	0.02650		
8 Heptachlor						CAS #: 76-44-8	
8.313	8.313	0.000	3671437	0.02500	0.02613		
10 Aldrin						CAS #: 309-00-2	
9.060	9.060	0.000	3243220	0.02500	0.02489		
12 Heptachlor epoxide						CAS #: 1024-57-3	
10.221	10.221	0.000	1380294	0.02500	0.02687		
13 gamma-Chlordane						CAS #: 5103-74-2	
10.535	10.535	0.000	1425363	0.02500	0.02668		

```
   14 alpha-Chlordane                              CAS #: 5103-71-9
10.767  10.767    0.000         1415899 0.02500  0.02640
-------------------------------------------------------------------------------
   16 4,4'-DDE                                     CAS #: 72-55-9
11.096  11.096    0.000         2552923 0.02500  0.02616
-------------------------------------------------------------------------------
```

RT	EXP RT	DLT RT	RESPONSE	AMOUNTS CAL-AMT (ng)	AMOUNTS ON-COL (ng)	TARGET RANGE	RATIO
15 Endosulfan I						CAS #: 959-98-8	
10.819	10.819	0.000	2811505	0.02500	0.02667		
17 Dieldrin						CAS #: 60-57-1	
11.219	11.219	0.000	2822333	0.02500	0.02607		
20 Endrin						CAS #: 72-20-8	
11.615	11.615	0.000	1410592	0.02500	0.02716		
22 4,4'-DDD						CAS #: 72-54-8	
11.859	11.859	0.000	1840890	0.02500	0.02653		
23 Endosulfan II						CAS #: 33213-65-9	
11.900	11.900	0.000	1263756	0.02500	0.02579		
24 4,4'-DDT						CAS #: 50-29-3	
12.234	12.234	0.000	1664660	0.02500	0.02325		
25 Endrin aldehyde						CAS #: 7421-93-4	
12.327	12.327	0.000	954898	0.02500	0.02590		
26 Endosulfan sulfate						CAS #: 1031-07-8	
12.654	12.654	0.000	1119910	0.02500	0.02604		
28 Methoxychlor						CAS #: 72-43-5	
13.042	13.042	0.000	464061	0.02500	0.02474		
29 Endrin ketone						CAS #: 53494-70-5	
13.230	13.230	0.000	1230784	0.02500	0.02425		
$ 30 Decachlorobiphenyl						CAS #: 2051-24-3	

Peaks not detected for Quant. or Qual. signal(s).

Data File: \\cansvr11\dd\chem\GCS\a2hp3.i\100308-1.b\100308-1.b\014F1401.D

Date : 08-MAR-2010 16:04

Client ID:

Instrument: a2hp3.i

Sample Info: ICV E048

Operator: 093905

Column phase: clp pesticides II

Column diameter: 0.53

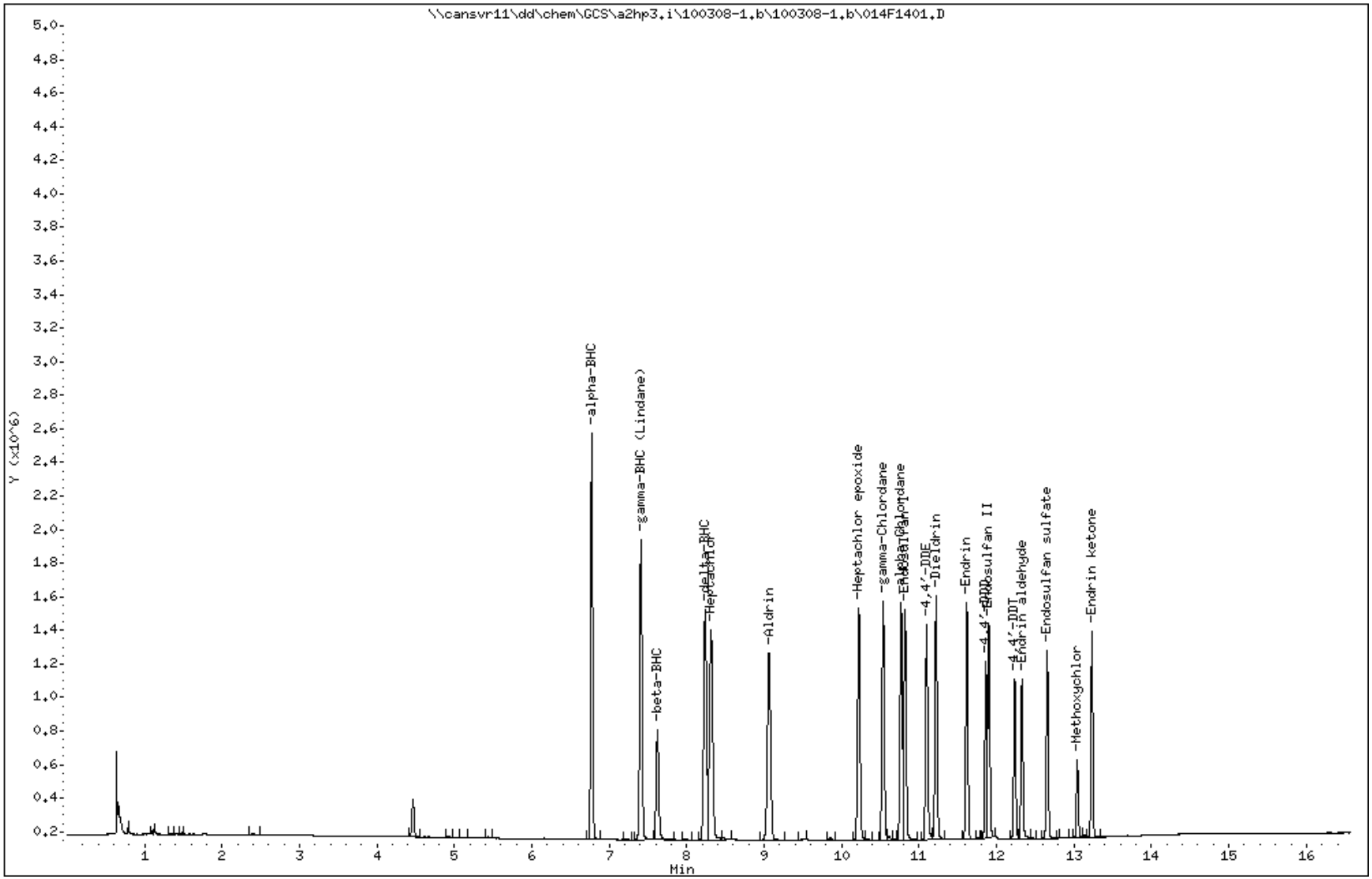

COMPOUNDS and EXP. RT REPORT

Operator: 093905 Date Acquired: 08-MAR-2010 16:04
Data File: //cansvr11/dd/chem/GCS/a2hp3.i/100308-1.b/100308-1.b/014F1401.D
Lab Sample ID: ICV E048
Misc. Info: 1-AB.SUB
Instrument: a2hp3.i
Method: \\cansvr11\dd\chem\GCS\a2hp3.i\100308-1.b\PEST3.m\pest3r.m
Dilution Factor: 1

Compound	RT	Area	Amount	Conc
1) Tetrachloro-m-xylene	NOT DETECTED	Expected RT = 5.694		
4) alpha-BHC	6.772	4121645	0.027	0.027
5) gamma-BHC (Lindane)	7.408	3728556	0.026	0.026
6) beta-BHC	7.621	1553467	0.026	0.026
7) delta-BHC	8.237	3539730	0.026	0.026
8) Heptachlor	8.313	3671437	0.026	0.026
10) Aldrin	9.061	3243220	0.025	0.025
12) Heptachlor epoxide	10.222	3058541	0.027	0.027
13) gamma-Chlordane	10.536	2991891	0.027	0.027
14) alpha-Chlordane	10.767	2919180	0.026	0.026
15) Endosulfan I	10.819	2811505	0.027	0.027
16) 4,4'-DDE	11.097	2552923	0.026	0.026
17) Dieldrin	11.219	2822333	0.026	0.026
20) Endrin	11.616	2566081	0.027	0.027
22) 4,4'-DDD	11.860	1840890	0.027	0.027
23) Endosulfan II	11.901	2384842	0.026	0.026
24) 4,4'-DDT	12.235	1664660	0.023	0.023
25) Endrin aldehyde	12.327	1757291	0.026	0.026
26) Endosulfan sulfate	12.654	1942848	0.026	0.026
28) Methoxychlor	13.042	813832	0.025	0.025
29) Endrin ketone	13.231	2065557	0.024	0.024
30) Decachlorobiphenyl	NOT DETECTED	Expected RT = 14.692		

TestAmerica North Canton

PESTICIDE 8081/608

Data file : \\cansvr11\dd\chem\GCS\a2hp3.i\100223IC-1.b\003F0301.D
Lab Smp Id: TOX1 G268
Inj Date : 23-FEB-2010 14:53
Operator : 093905 Inst ID: a2hp3.i
Smp Info : TOX1 G268,,1,1
Misc Info : 16-TOXAPH.SUB
Comment :
Method : \\cansvr11\dd\chem\GCS\a2hp3.i\100223IC-1.b\PEST3.m
Meth Date : 26-Feb-2010 09:49 a2hp3.i Quant Type: ESTD
Cal Date : 23-FEB-2010 19:00 Cal File: 013F1301.D
Als bottle: 3 Calibration Sample, Level: 1
Dil Factor: 1.00000
Integrator: Falcon Compound Sublist: 16-TOXAPH.SUB
Target Version: 4.14 Sample Matrix: None
Processing Host: CANPGCSEMIGL

				AMOUNTS			
				CAL-AMT	ON-COL		
RT	EXP RT	DLT RT	RESPONSE	(ng)	(ng)	TARGET RANGE	RATIO
19 Toxaphene					CAS #: 8001-35-2		
10.865	10.866	-0.001	2317792	0.20000	0.2097	80.00- 120.00	100.00(M)
11.211	11.212	-0.001	2084326	0.20000	0.1976	114.04- 154.04	89.93
11.776	11.776	0.000	2626080	0.20000	0.2054	115.64- 155.64	113.30
11.857	11.858	-0.001	2349605	0.20000	0.1955	52.78- 92.78	101.37
12.086	12.086	0.000	1195786	0.20000	0.1890	69.36- 109.36	51.59
		Average of Peak Amounts =			0.19944		

QC Flag Legend

M - Compound response manually integrated.

Data File: \\cansvr11\dd\chem\GCS\a2hp3.i\100223IC-1.b\003F0301.D

Page 1

Date : 23-FEB-2010 14:53

Client ID:

Instrument: a2hp3.i

Sample Info: TOX1 G268,,1,1

Operator: 093905

Column phase: clp pesticides

Column diameter: 0.53

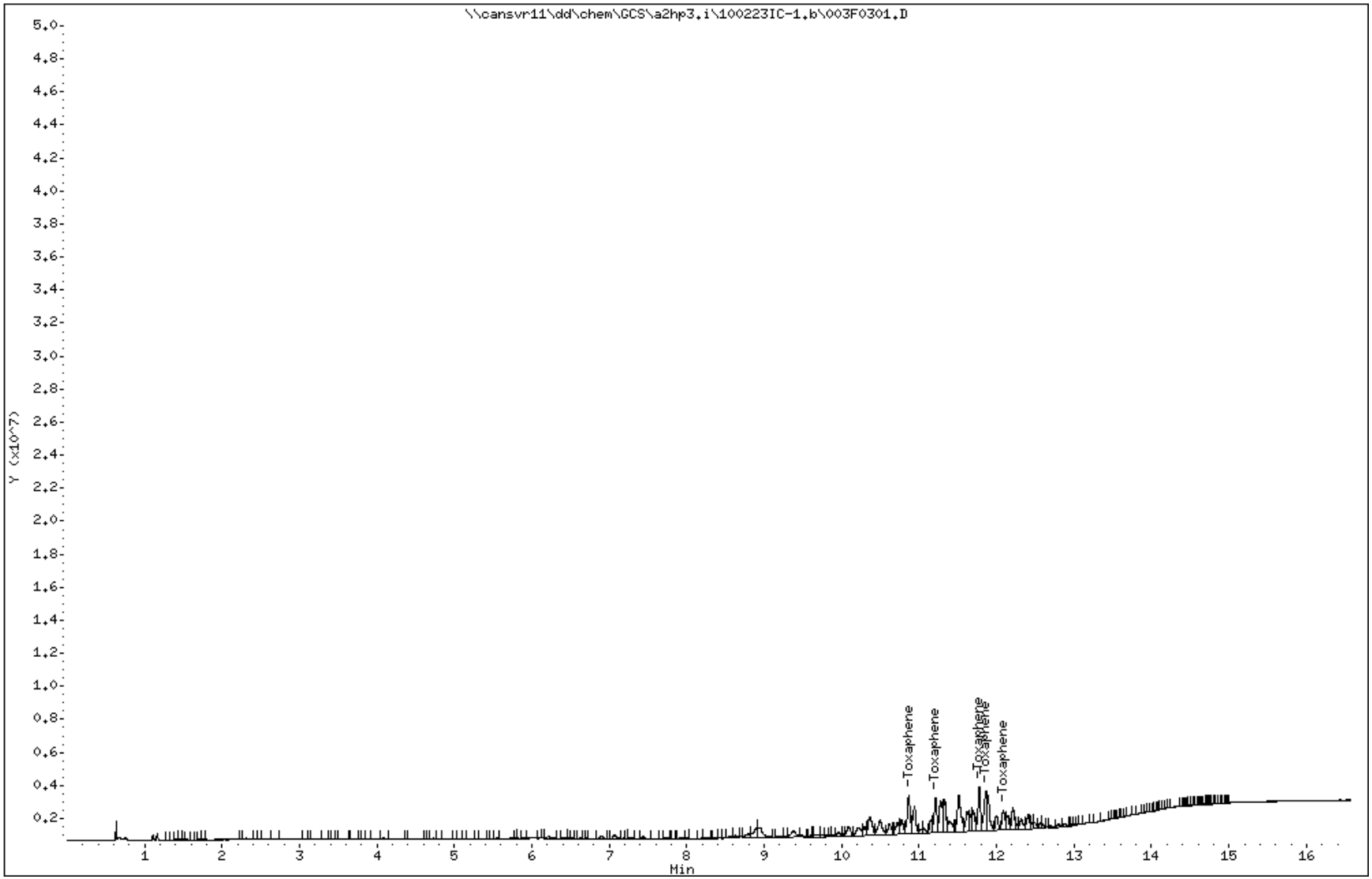

COMPOUNDS and EXP. RT REPORT

Operator: 093905 Date Acquired: 23-FEB-2010 14:53
Data File: \\cansvr11\dd\chem\GCS\a2hp3.i\100223IC-1.b\003F0301.D
Lab Sample ID: TOX1 G268
Misc. Info: 16-TOXAPH.SUB
Instrument: a2hp3.i
Method: \\cansvr11\dd\chem\GCS\a2hp3.i\100223IC-1.b\PEST3.m
Dilution Factor: 1

Compound	RT	Area	Amount	Conc
19) Toxaphene	10.865	6111113	0.213	0.213

Data File Name: 003F0301.D
Inj. Date and Time: 23-FEB-2010 14:53
Instrument ID: a2hp3.i
Client ID:
Compound Name: Toxaphene
CAS #: 8001-35-2
Report Date: 02/26/2010

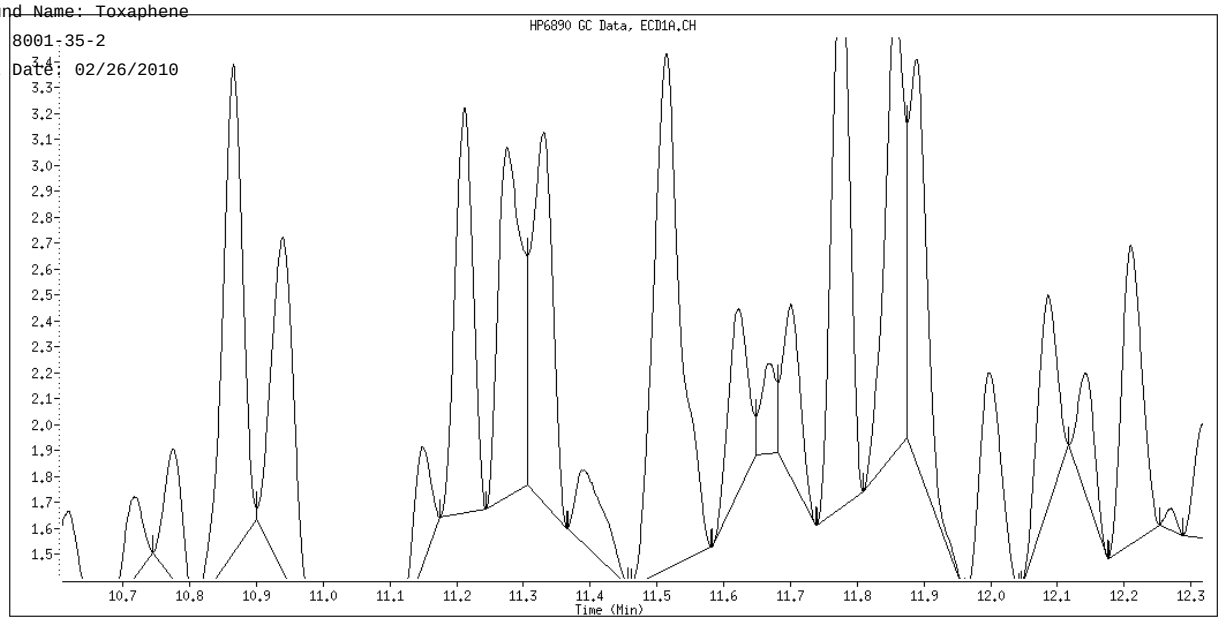

Original Integration

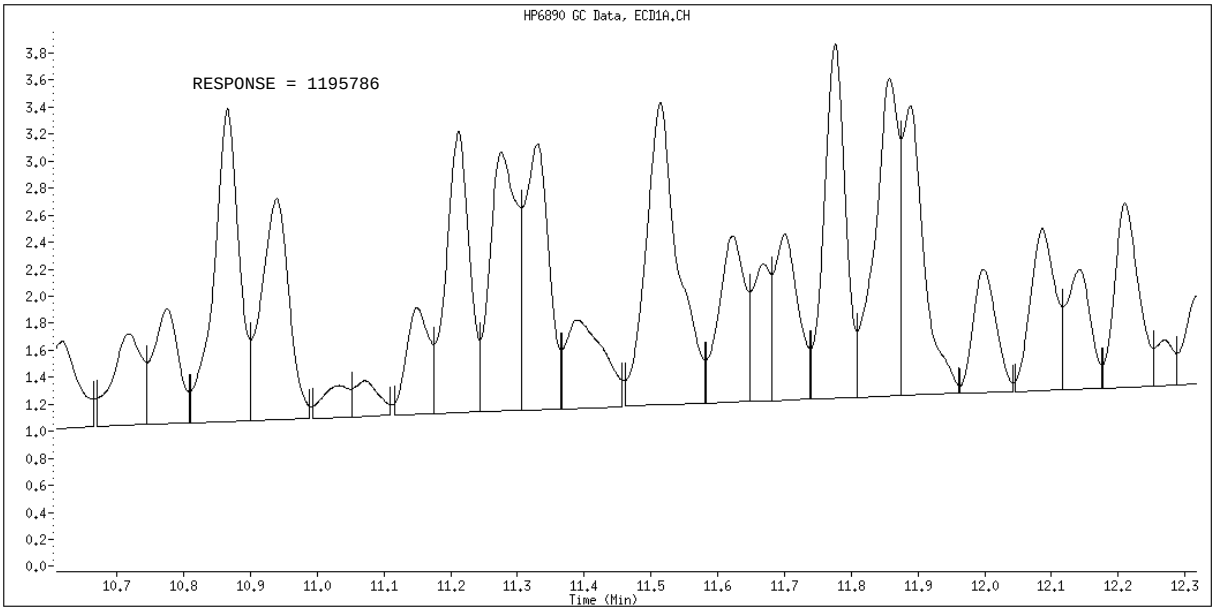

Manual Integration

Manually Integrated By: roachc
Manual Integration Reason: Baseline Event

TestAmerica North Canton

PESTICIDE 8081/608

Data file : \\cansvr11\dd\chem\GCS\a2hp3.i\100223IC-1.b\004F0401.D
Lab Smp Id: TOX2 G268
Inj Date : 23-FEB-2010 15:17
Operator : 093905 Inst ID: a2hp3.i
Smp Info : TOX2 G268,,1,2
Misc Info : 16-TOXAPH.SUB
Comment :
Method : \\cansvr11\dd\chem\GCS\a2hp3.i\100223IC-1.b\PEST3.m
Meth Date : 26-Feb-2010 09:49 a2hp3.i Quant Type: ESTD
Cal Date : 23-FEB-2010 19:00 Cal File: 013F1301.D
Als bottle: 4 Calibration Sample, Level: 2
Dil Factor: 1.00000
Integrator: Falcon Compound Sublist: 16-TOXAPH.SUB
Target Version: 4.14 Sample Matrix: None
Processing Host: CANPGCSEMIGL

				AMOUNTS			
				CAL-AMT	ON-COL		
RT	EXP RT	DLT RT	RESPONSE	(ng)	(ng)	TARGET RANGE	RATIO
19 Toxaphene					CAS #: 8001-35-2		
10.866	10.866	0.000	5443796	0.50000	0.4926	80.00- 120.00	100.00(M)
11.213	11.212	0.001	5134009	0.50000	0.4868	114.04- 154.04	94.31
11.776	11.776	0.000	6336126	0.50000	0.4955	115.64- 155.64	116.39
11.858	11.858	0.000	5924945	0.50000	0.4930	52.78- 92.78	108.84
12.087	12.086	0.001	3086043	0.50000	0.4878	69.36- 109.36	56.69
		Average of Peak Amounts =			0.49114		

QC Flag Legend

M - Compound response manually integrated.

Data File: \\cansvr11\dd\chem\GCS\a2hp3.i\100223IC-1.b\004F0401.D Page 1
Date : 23-FEB-2010 15:17
Client ID:
Sample Info: TOX2 G268,,1,2
Instrument: a2hp3.i
Operator: 093905
Column phase: clp pesticides
Column diameter: 0.53

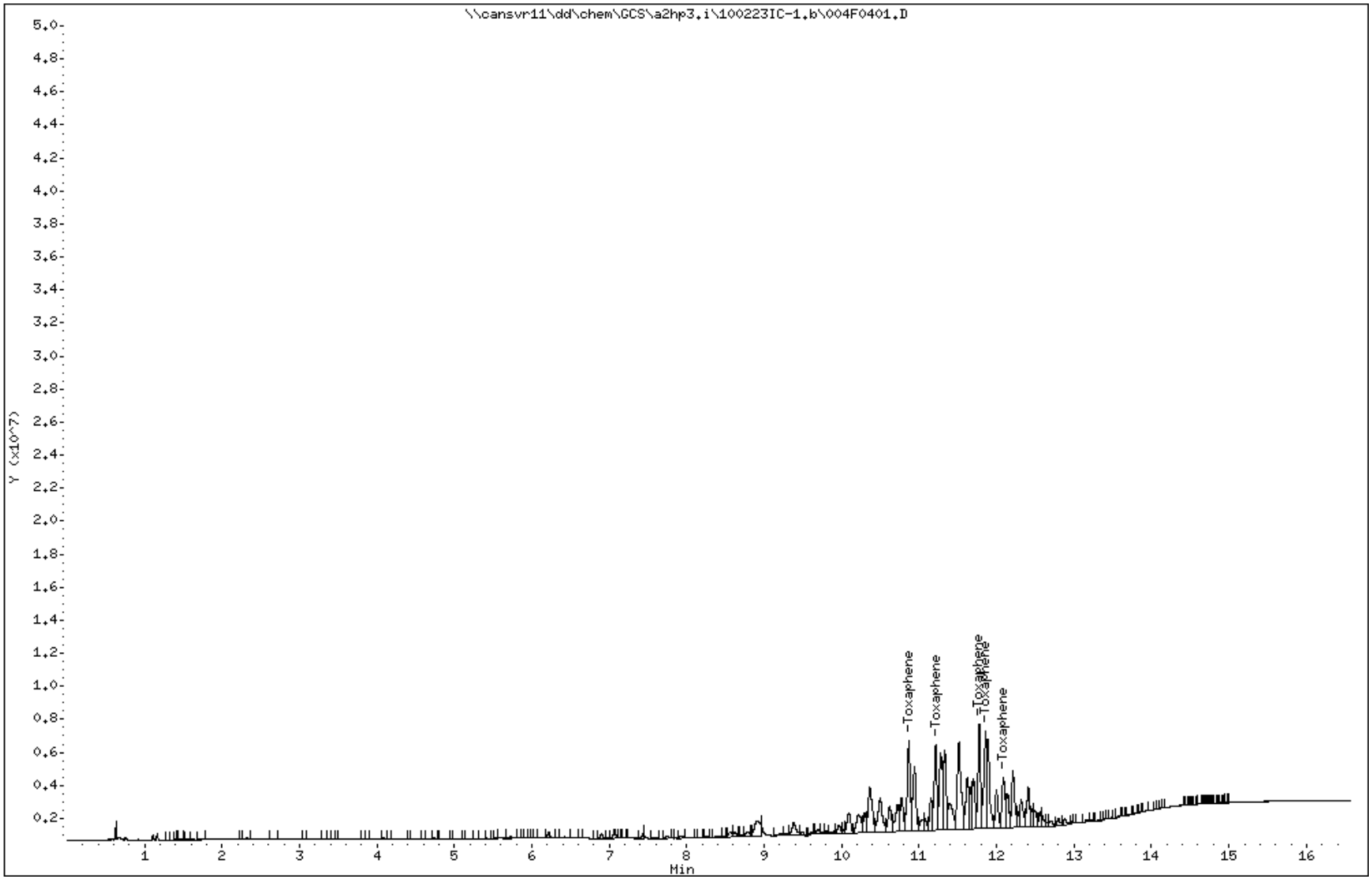

COMPOUNDS and EXP. RT REPORT

Operator: 093905 Date Acquired: 23-FEB-2010 15:17
Data File: \\cansvr11\dd\chem\GCS\a2hp3.i\100223IC-1.b\004F0401.D
Lab Sample ID: TOX2 G268
Misc. Info: 16-TOXAPH.SUB
Instrument: a2hp3.i
Method: \\cansvr11\dd\chem\GCS\a2hp3.i\100223IC-1.b\PEST3.m
Dilution Factor: 1

Compound	RT	Area	Amount	Conc
19) Toxaphene	10.866	14896676	0.495	0.495

Data File Name: 004F0401.D
Inj. Date and Time: 23-FEB-2010 15:17
Instrument ID: a2hp3.i
Client ID:
Compound Name: Toxaphene
CAS #: 8001-35-2
Report Date: 02/26/2010

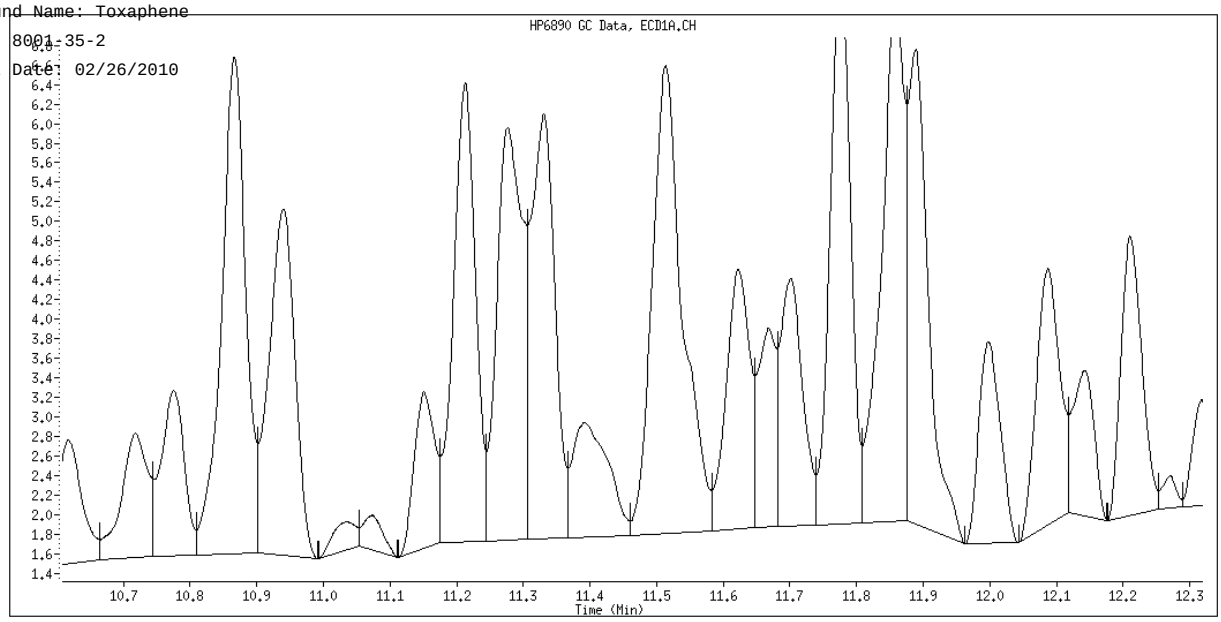

Original Integration

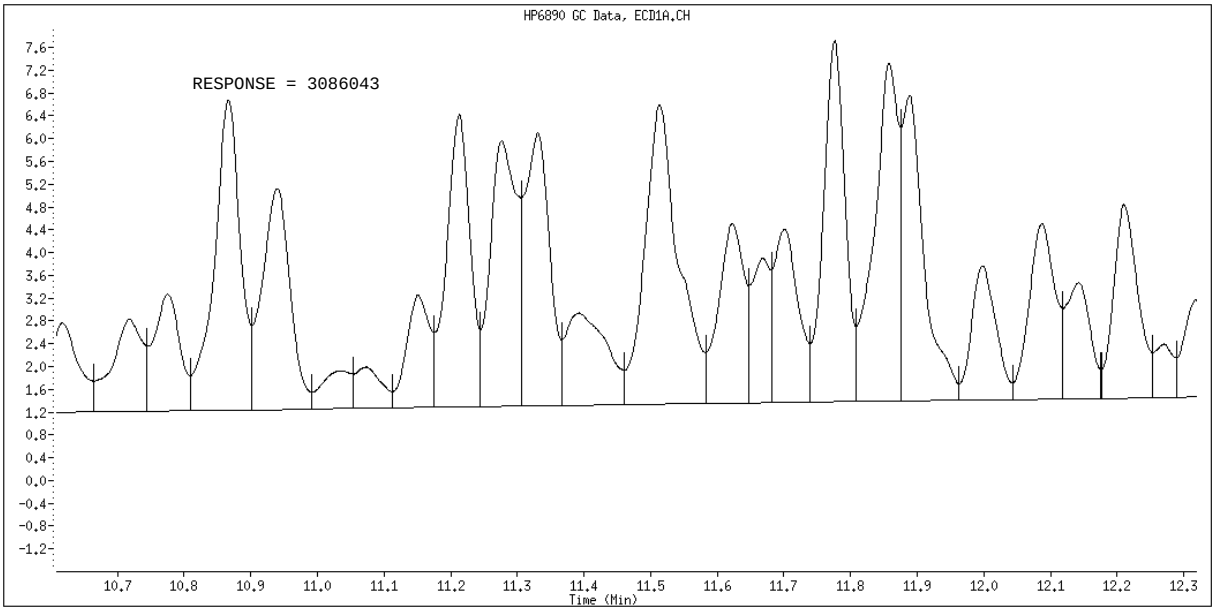

Manual Integration

Manually Integrated By: roachc
Manual Integration Reason: Baseline Event

TestAmerica North Canton

PESTICIDE 8081/608

Data file : \\cansvr11\dd\chem\GCS\a2hp3.i\100223IC-1.b\005F0501.D
Lab Smp Id: TOX3 G268
Inj Date : 23-FEB-2010 15:42
Operator : 093905 Inst ID: a2hp3.i
Smp Info : TOX3 G268,,1,3
Misc Info : 16-TOXAPH.SUB
Comment :
Method : \\cansvr11\dd\chem\GCS\a2hp3.i\100223IC-1.b\PEST3.m
Meth Date : 23-Feb-2010 15:59 Quant Type: ESTD
Cal Date : 12-FEB-2010 19:29 Cal File: 012F1201.D
Als bottle: 5 Calibration Sample, Level: 3
Dil Factor: 1.00000
Integrator: Falcon Compound Sublist: 16-TOXAPH.SUB
Target Version: 4.14 Sample Matrix: None
Processing Host: CANSVR11

				AMOUNTS			
				CAL-AMT	ON-COL		
RT	EXP RT	DLT RT	RESPONSE	(ng)	(ng)	TARGET RANGE	RATIO
19 Toxaphene					CAS #: 8001-35-2		
10.865	10.865	0.000	10759158	1.00000	1.044	80.00- 120.00	100.00
11.210	11.210	0.000	10487655	1.00000	1.086	114.04- 154.04	97.48
11.776	11.776	0.000	12537199	1.00000	1.047	115.64- 155.64	116.53
11.859	11.859	0.000	11668801	1.00000	1.046	52.78- 92.78	108.45
12.085	12.085	0.000	6101971	1.00000	1.052	69.36- 109.36	56.71
		Average of Peak Amounts =			1.05500		

Data File: \\cansvr11\dd\chem\GCS\a2hp3.i\100223IC-1.b\005F0501.D

Page 1

Date : 23-FEB-2010 15:42

Client ID:

Instrument: a2hp3.i

Sample Info: TOX3 G268,,1,3

Operator: 093905

Column phase: clp pesticides

Column diameter: 0.53

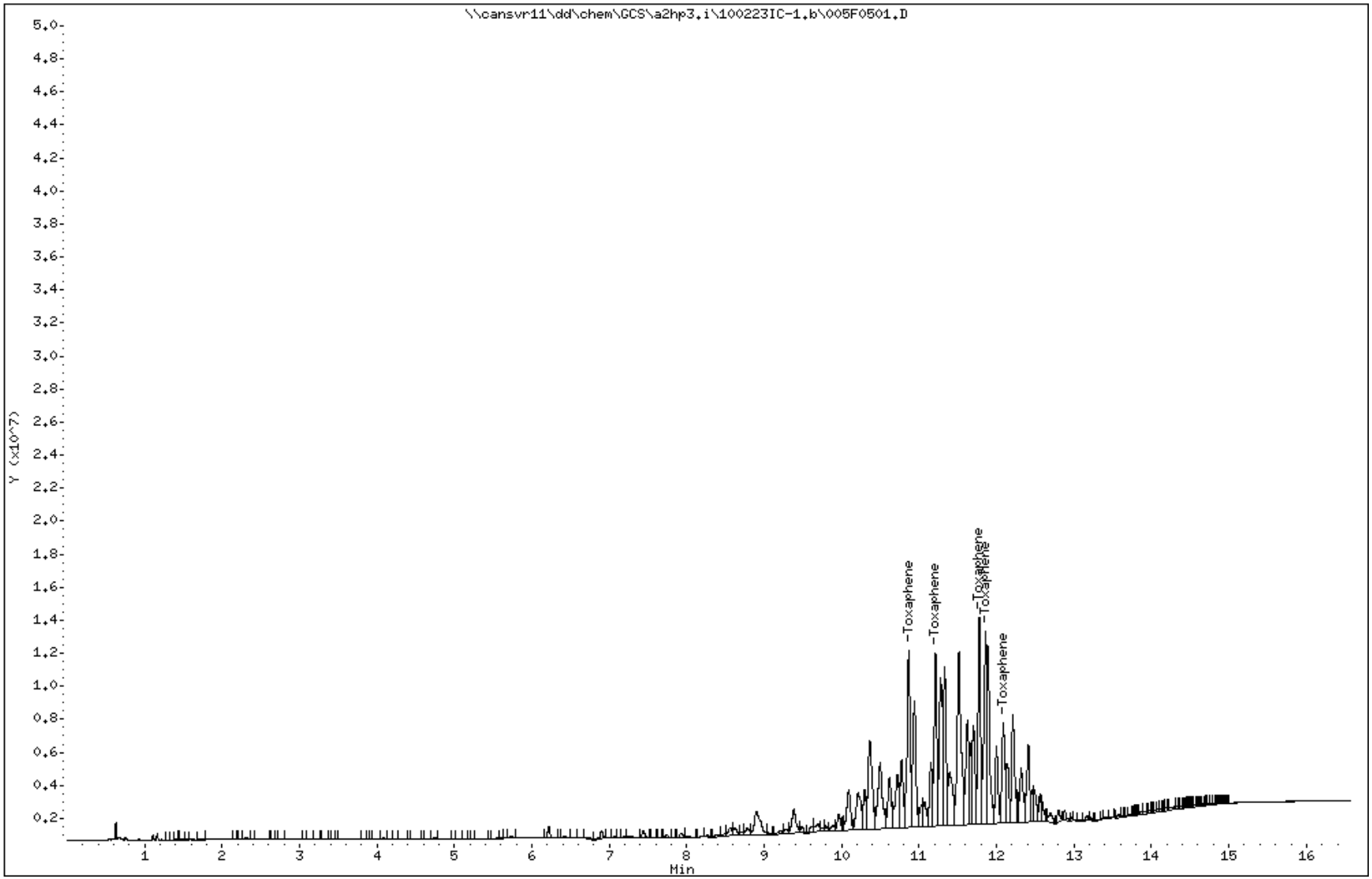

COMPOUNDS and EXP. RT REPORT

Operator: 093905 Date Acquired: 23-FEB-2010 15:42
Data File: //cansvr11/dd/chem/GCS/a2hp3.i/100223IC-1.b/005F0501.D
Lab Sample ID: TOX3 G268
Misc. Info: 16-TOXAPH.SUB
Instrument: a2hp3.i
Method: \\cansvr11\dd\chem\GCS\a2hp3.i\100223IC-1.b\PEST3.m
Dilution Factor: 1

Compound	RT	Area	Amount	Conc
19) Toxaphene	10.866	29550101	1.044	1.044

TestAmerica North Canton

PESTICIDE 8081/608

Data file : \\cansvr11\dd\chem\GCS\a2hp3.i\100223IC-1.b\006F0601.D
Lab Smp Id: TOX4 G268
Inj Date : 23-FEB-2010 16:06
Operator : 093905 Inst ID: a2hp3.i
Smp Info : TOX4 G268,,1,4
Misc Info : 16-TOXAPH.SUB
Comment :
Method : \\cansvr11\dd\chem\GCS\a2hp3.i\100223IC-1.b\PEST3.m
Meth Date : 24-Feb-2010 10:09 Quant Type: ESTD
Cal Date : 12-FEB-2010 19:54 Cal File: 013F1301.D
Als bottle: 6 Calibration Sample, Level: 4
Dil Factor: 1.00000
Integrator: Falcon Compound Sublist: 16-TOXAPH.SUB
Target Version: 4.14 Sample Matrix: None
Processing Host: CANSVR11

				AMOUNTS			
				CAL-AMT	ON-COL		
RT	EXP RT	DLT RT	RESPONSE	(ng)	(ng)	TARGET RANGE	RATIO
19 Toxaphene					CAS #: 8001-35-2		
10.866	10.866	0.000	22380934	2.00000	2.025	80.00- 120.00	100.00(M)
11.212	11.212	0.000	21934557	2.00000	2.080	114.04- 154.04	98.01
11.776	11.776	0.000	26262906	2.00000	2.054	115.64- 155.64	117.34
11.858	11.858	0.000	25204633	2.00000	2.097	52.78- 92.78	112.62
12.086	12.086	0.000	13380057	2.00000	2.115	69.36- 109.36	59.78
		Average of Peak Amounts =			2.07420		

QC Flag Legend

M - Compound response manually integrated.

Data File: \\cansvr11\dd\chem\GCS\a2hp3.i\100223IC-1.b\006F0601.D

Page 1

Date : 23-FEB-2010 16:06

Client ID:

Instrument: a2hp3.i

Sample Info: TOX4 G268,,1,4

Operator: 093905

Column phase: clp pesticides

Column diameter: 0.53

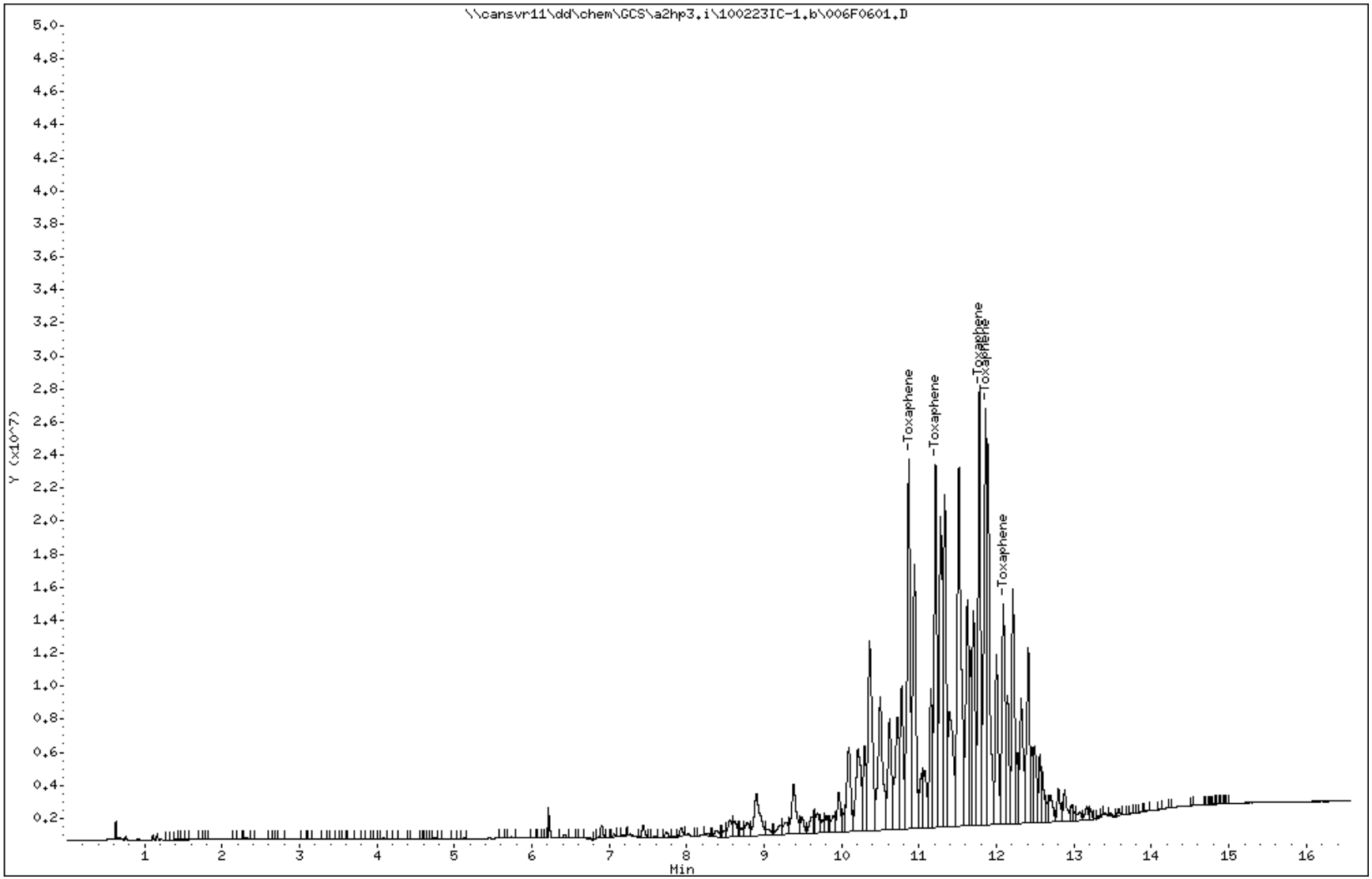

COMPOUNDS and EXP. RT REPORT

Operator: 093905 Date Acquired: 23-FEB-2010 16:06
Data File: \\cansvr11\dd\chem\GCS\a2hp3.i\100223IC-1.b\006F0601.D
Lab Sample ID: TOX4 G268
Misc. Info: 16-TOXAPH.SUB
Instrument: a2hp3.i
Method: \\cansvr11\dd\chem\GCS\a2hp3.i\100223IC-1.b\PEST3.m
Dilution Factor: 1

Compound	RT	Area	Amount	Conc
19) Toxaphene	10.866	62798834	2.025	2.025

Data File Name: 006F0601.D
Inj. Date and Time: 23-FEB-2010 16:06
Instrument ID: a2hp3.i
Client ID:
Compound Name: Toxaphene
CAS #: 8001-35-2
Report Date: 02/26/2010

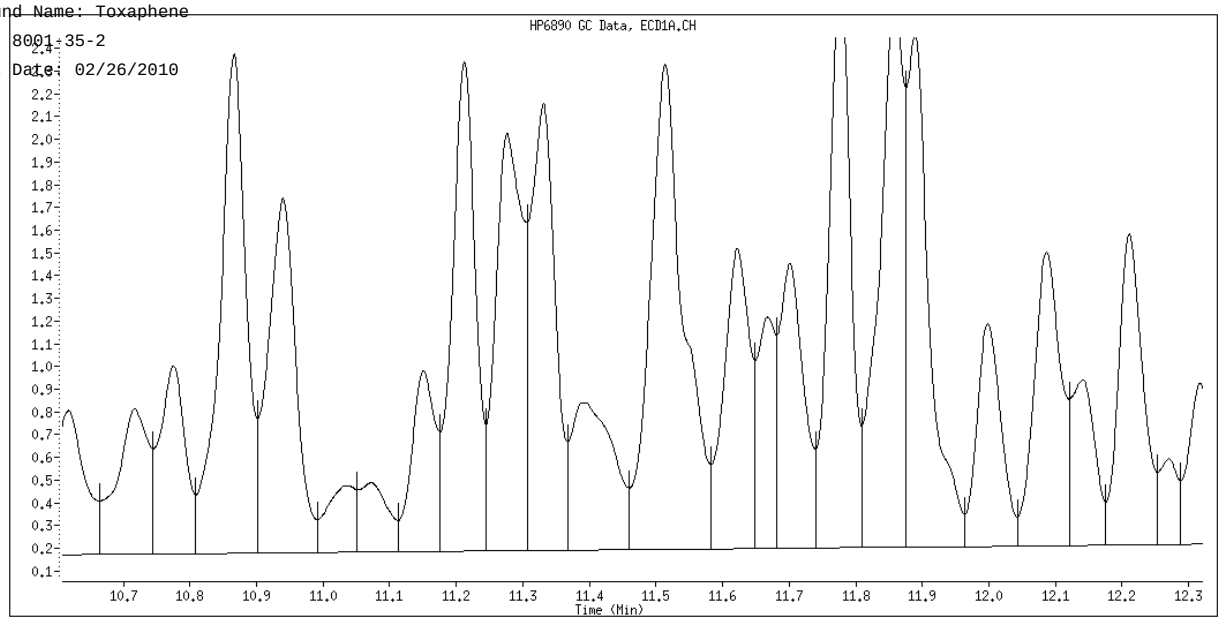

Original Integration

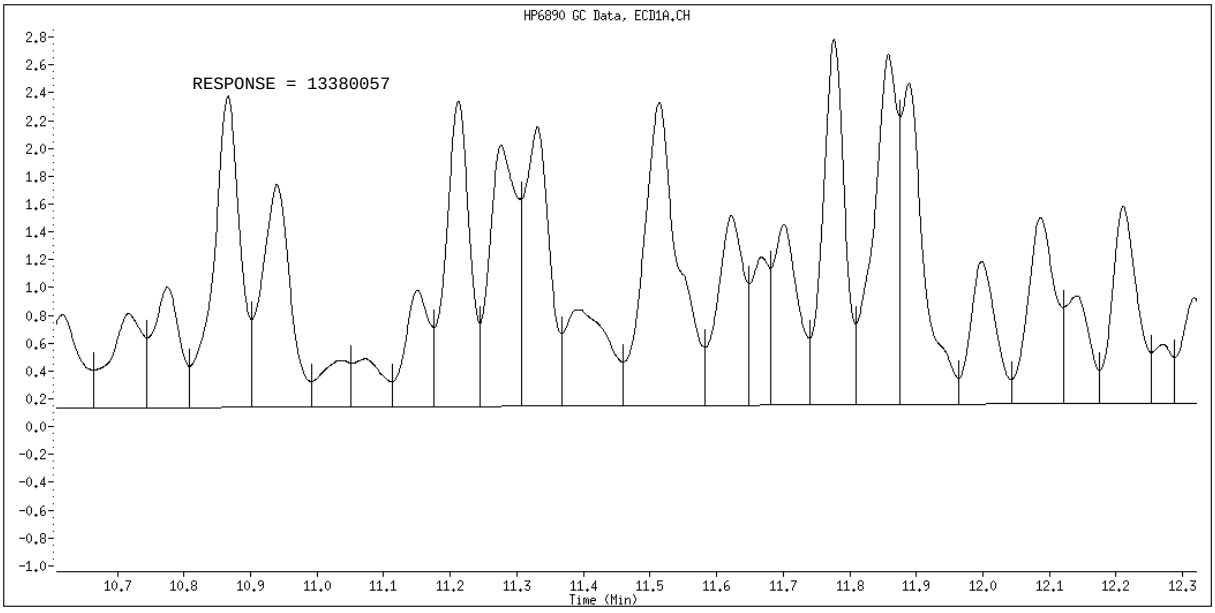

Manual Integration

Manually Integrated By: roachc
Manual Integration Reason: Baseline Event

TestAmerica North Canton

PESTICIDE 8081/608

Data file : \\cansvr11\dd\chem\GCS\a2hp3.i\100223IC-1.b\007F0701.D
Lab Smp Id: TOX5 G268
Inj Date : 23-FEB-2010 16:31
Operator : 093905 Inst ID: a2hp3.i
Smp Info : TOX5 G268,,1,5
Misc Info : 16-TOXAPH.SUB
Comment :
Method : \\cansvr11\dd\chem\GCS\a2hp3.i\100223IC-1.b\PEST3.m
Meth Date : 23-Feb-2010 16:47 Quant Type: ESTD
Cal Date : 12-FEB-2010 20:18 Cal File: 014F1401.D
Als bottle: 7 Calibration Sample, Level: 5
Dil Factor: 1.00000
Integrator: Falcon Compound Sublist: 16-TOXAPH.SUB
Target Version: 4.14 Sample Matrix: None
Processing Host: CANSVR11

				AMOUNTS			
				CAL-AMT	ON-COL		
RT	EXP RT	DLT RT	RESPONSE	(ng)	(ng)	TARGET RANGE	RATIO
19 Toxaphene					CAS #: 8001-35-2		
10.864	10.864	0.000	54136996	5.00000	5.164	80.00- 120.00	100.00
11.211	11.211	0.000	52912508	5.00000	5.386	114.04- 154.04	97.74
11.776	11.776	0.000	62345159	5.00000	5.150	115.64- 155.64	115.16
11.857	11.857	0.000	61088053	5.00000	5.474	52.78- 92.78	112.84
12.086	12.086	0.000	33441082	5.00000	5.849	69.36- 109.36	61.77
		Average of Peak Amounts =			5.40460		

Data File: \\cansvr11\dd\chem\GCS\a2hp3.i\100223IC-1.b\007F0701.D

Page 1

Date : 23-FEB-2010 16:31

Client ID:

Instrument: a2hp3.i

Sample Info: TOX5 G268,,1,5

Operator: 093905

Column phase: clp pesticides

Column diameter: 0.53

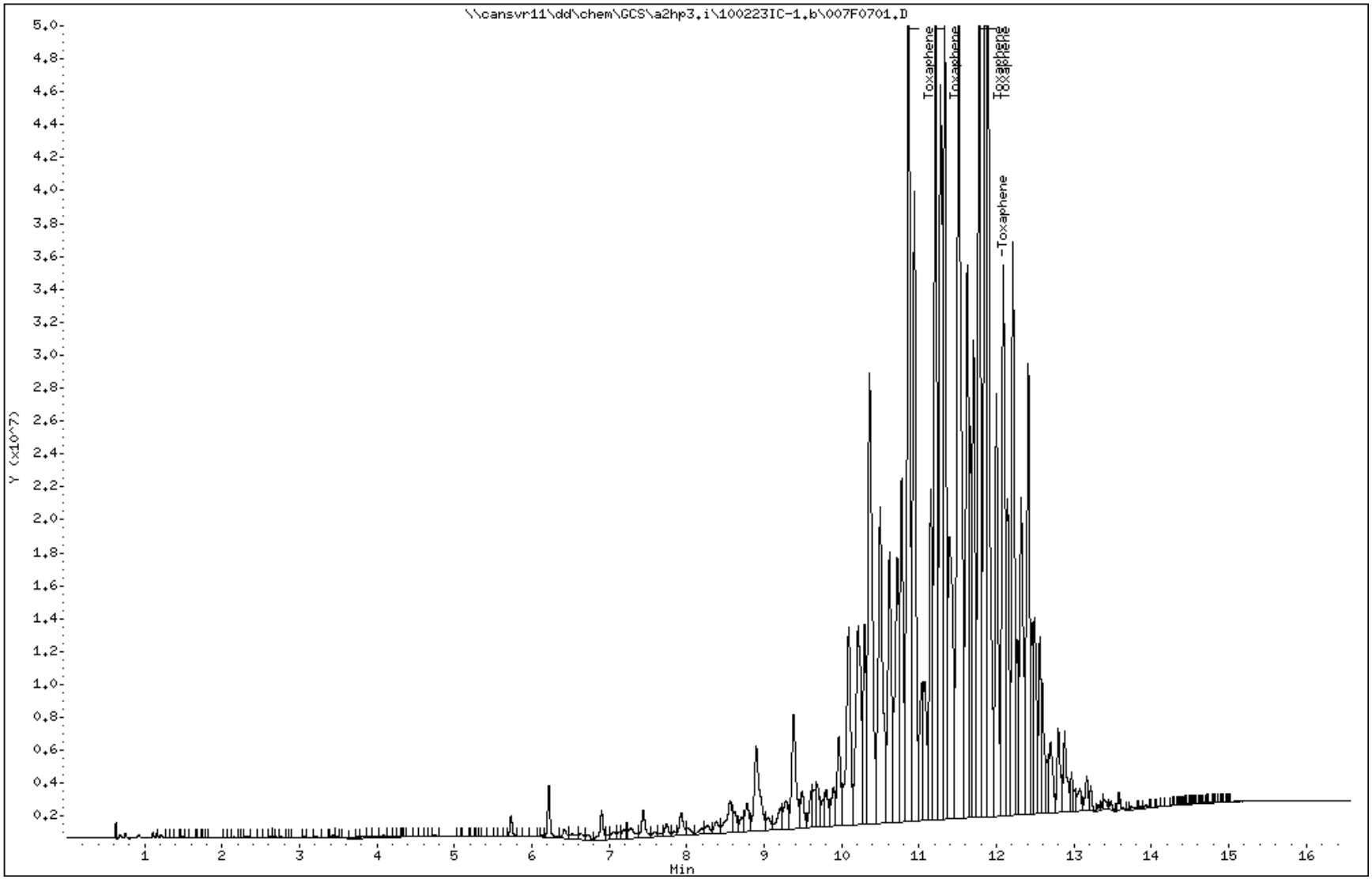

COMPOUNDS and EXP. RT REPORT

Operator: 093905 Date Acquired: 23-FEB-2010 16:31
Data File: //cansvr11/dd/chem/GCS/a2hp3.i/100223IC-1.b/007F0701.D
Lab Sample ID: TOX5 G268
Misc. Info: 16-TOXAPH.SUB
Instrument: a2hp3.i
Method: \\cansvr11\dd\chem\GCS\a2hp3.i\100223IC-1.b\PEST3.m
Dilution Factor: 1

Compound	RT	Area	Amount	Conc
19) Toxaphene	10.865	151869719	5.164	5.164

TestAmerica North Canton

PESTICIDES 8081/608

Data file : \\cansvr11\dd\chem\GCS\a2hp3.i\100223IC-1.b\100223IC-1.b\003F0301.D
Lab Smp Id: TOX1 G268
Inj Date : 23-FEB-2010 14:53
Operator : 093905 Inst ID: a2hp3.i
Smp Info : TOX1 G268,,1,1
Misc Info : 16-TOXAPH.SUB
Comment :
Method : \\cansvr11\dd\chem\GCS\a2hp3.i\100223IC-1.b\PEST3.m\pest3r.m
Meth Date : 24-Feb-2010 10:09 Quant Type: ESTD
Cal Date : 23-FEB-2010 21:03 Cal File: 018F1801.D
Als bottle: 3 Calibration Sample, Level: 1
Dil Factor: 1.00000
Integrator: Falcon Compound Sublist: 16-TOXAPH.SUB
Target Version: 4.14 Sample Matrix: None
Processing Host: CANPGCSEMIGL

				AMOUNTS			
				CAL-AMT	ON-COL		
RT	EXP RT	DLT RT	RESPONSE	(ng)	(ng)	TARGET RANGE	RATIO
19 Toxaphene					CAS #: 8001-35-2		
12.022	12.022	0.000	353565	0.20000	0.1936	80.00- 120.00	100.00(M)
12.111	12.111	0.000	157556	0.20000	0.1896	114.04- 154.04	44.56
12.346	12.346	0.000	352923	0.20000	0.1880	115.64- 155.64	99.82
12.922	12.922	0.000	313850	0.20000	0.1953	52.78- 92.78	88.77
13.208	13.208	0.000	138752	0.20000	0.1793	69.36- 109.36	39.24
		Average of Peak Amounts =			0.18916		

QC Flag Legend

M - Compound response manually integrated.

Data File: \\cansvr11\dd\chem\GCS\a2hp3.i\100223IC-1.b\100223IC-1.b\003F0301.D Page 1
Date : 23-FEB-2010 14:53
Client ID:
Instrument: a2hp3.i
Sample Info: TOX1 G268,,1,1
Operator: 093905
Column phase: clp pesticides II
Column diameter: 0.53

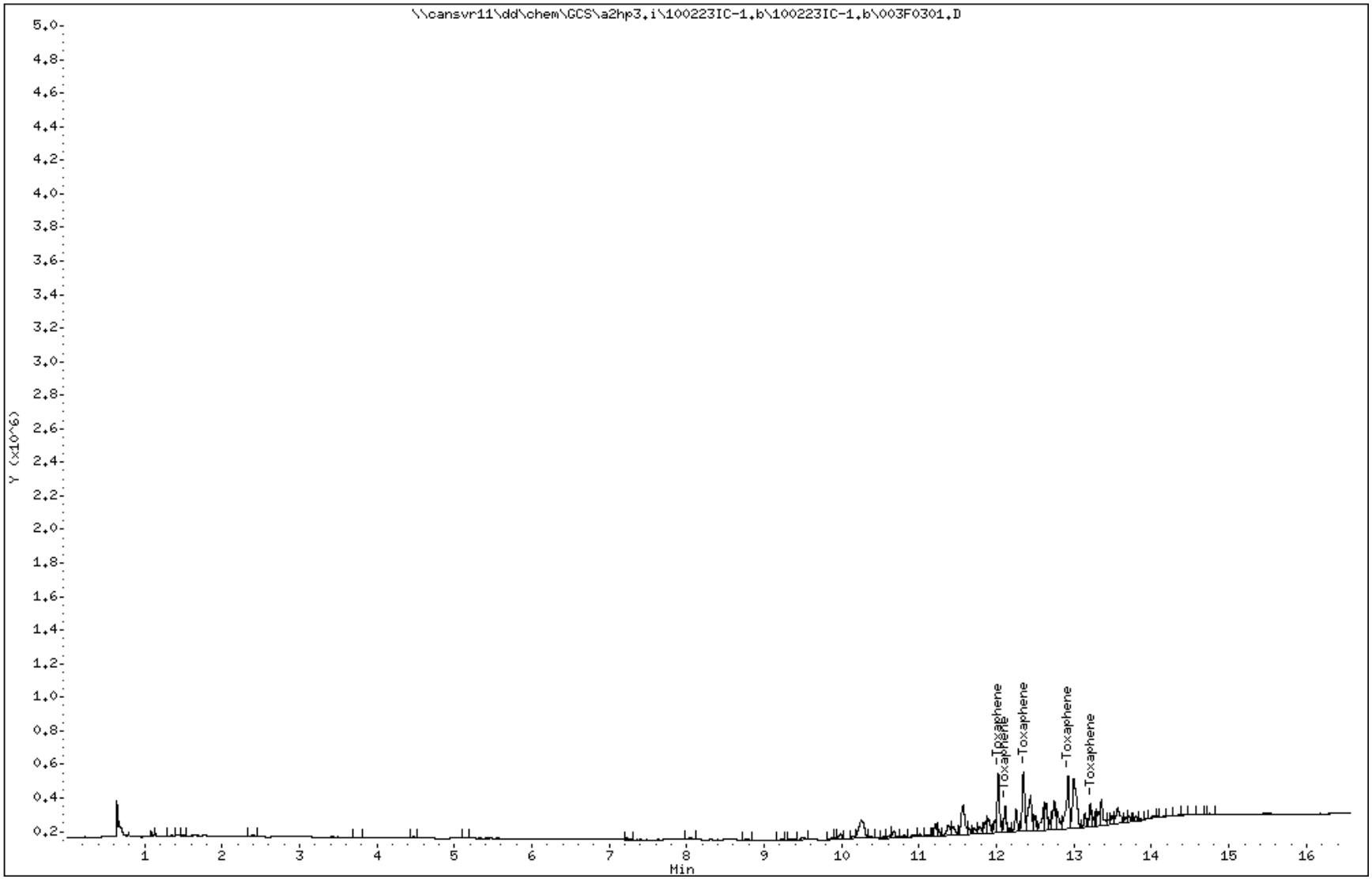

COMPOUNDS and EXP. RT REPORT

Operator: 093905 Date Acquired: 23-FEB-2010 14:53
Data File: \\cansvr11\dd\chem\GCS\a2hp3.i\100223IC-1.b\100223IC-1.b\003F0301.D
Lab Sample ID: TOX1 G268
Misc. Info: 16-TOXAPH.SUB
Instrument: a2hp3.i
Method: \\cansvr11\dd\chem\GCS\a2hp3.i\100223IC-1.b\PEST3.m\pest3r.m
Dilution Factor: 1

Compound	RT	Area	Amount	Conc
19) Toxaphene	12.022	738149	0.194	0.194

Data File Name: 003F0301.D
Inj. Date and Time: 23-FEB-2010 14:53
Instrument ID: a2hp3.i
Client ID:
Compound Name: Toxaphene
CAS #: 8001-35-2
Report Date: 02/26/2010

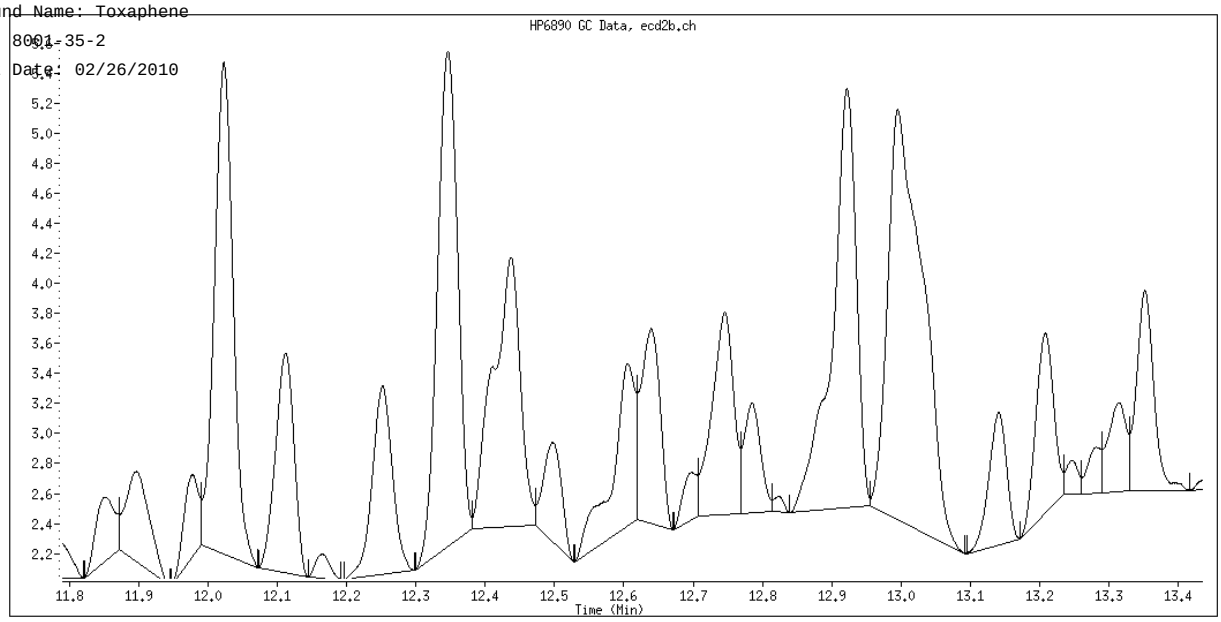

Original Integration

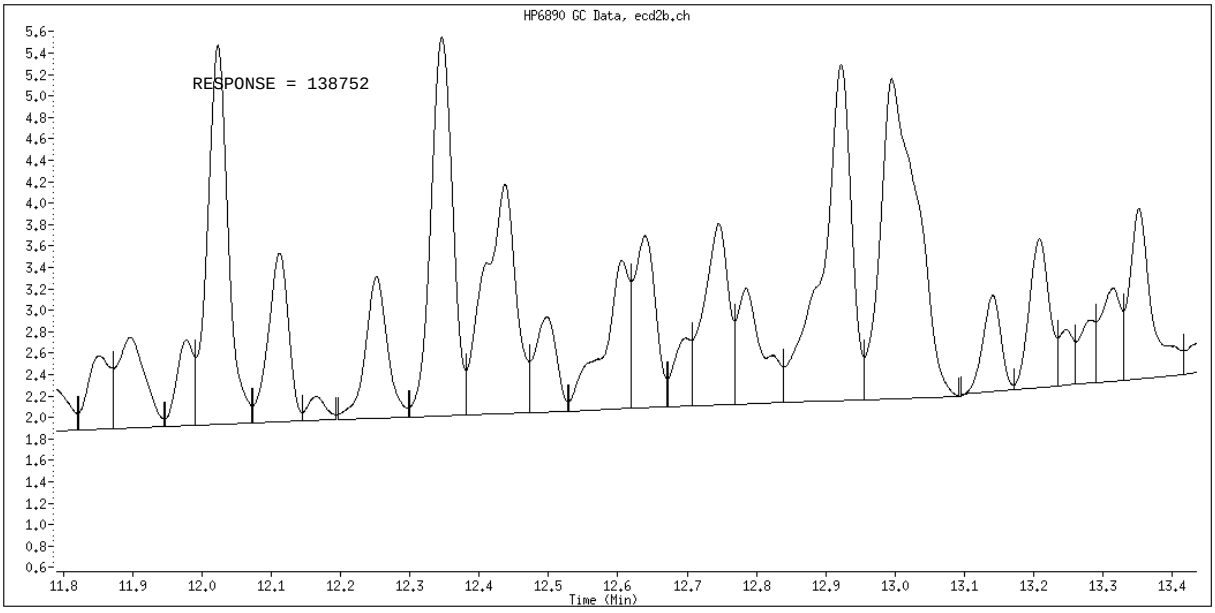

Manual Integration

Manually Integrated By: roachc
Manual Integration Reason: Baseline Event

TestAmerica North Canton

PESTICIDES 8081/608

Data file : \\cansvr11\dd\chem\GCS\a2hp3.i\100223IC-1.b\100223IC-1.b\004F0401.D
Lab Smp Id: TOX2 G268
Inj Date : 23-FEB-2010 15:17
Operator : 093905 Inst ID: a2hp3.i
Smp Info : TOX2 G268,,1,2
Misc Info : 16-TOXAPH.SUB
Comment :
Method : \\cansvr11\dd\chem\GCS\a2hp3.i\100223IC-1.b\PEST3.m\pest3r.m
Meth Date : 24-Feb-2010 10:09 Quant Type: ESTD
Cal Date : 23-FEB-2010 21:03 Cal File: 018F1801.D
Als bottle: 4 Calibration Sample, Level: 2
Dil Factor: 1.00000
Integrator: Falcon Compound Sublist: 16-TOXAPH.SUB
Target Version: 4.14 Sample Matrix: None
Processing Host: CANPGCSEMIGL

				AMOUNTS			
				CAL-AMT	ON-COL		
RT	EXP RT	DLT RT	RESPONSE	(ng)	(ng)	TARGET RANGE	RATIO
19 Toxaphene					CAS #: 8001-35-2		
12.022	12.022	0.000	857744	0.50000	0.4683	80.00- 120.00	100.00(M)
12.111	12.111	0.000	384438	0.50000	0.4595	114.04- 154.04	44.82
12.344	12.344	0.000	885090	0.50000	0.4700	115.64- 155.64	103.19
12.922	12.922	0.000	764449	0.50000	0.4740	52.78- 92.78	89.12
13.208	13.208	0.000	360927	0.50000	0.4630	69.36- 109.36	42.08
		Average of Peak Amounts =			0.46696		

QC Flag Legend

M - Compound response manually integrated.

Data File: \\cansvr11\dd\chem\GCS\a2hp3.i\100223IC-1.b\100223IC-1.b\004F0401.D

Page 1

Date : 23-FEB-2010 15:17

Client ID:

Instrument: a2hp3.i

Sample Info: TOX2 G268,,1,2

Operator: 093905

Column phase: clp pesticides II

Column diameter: 0.53

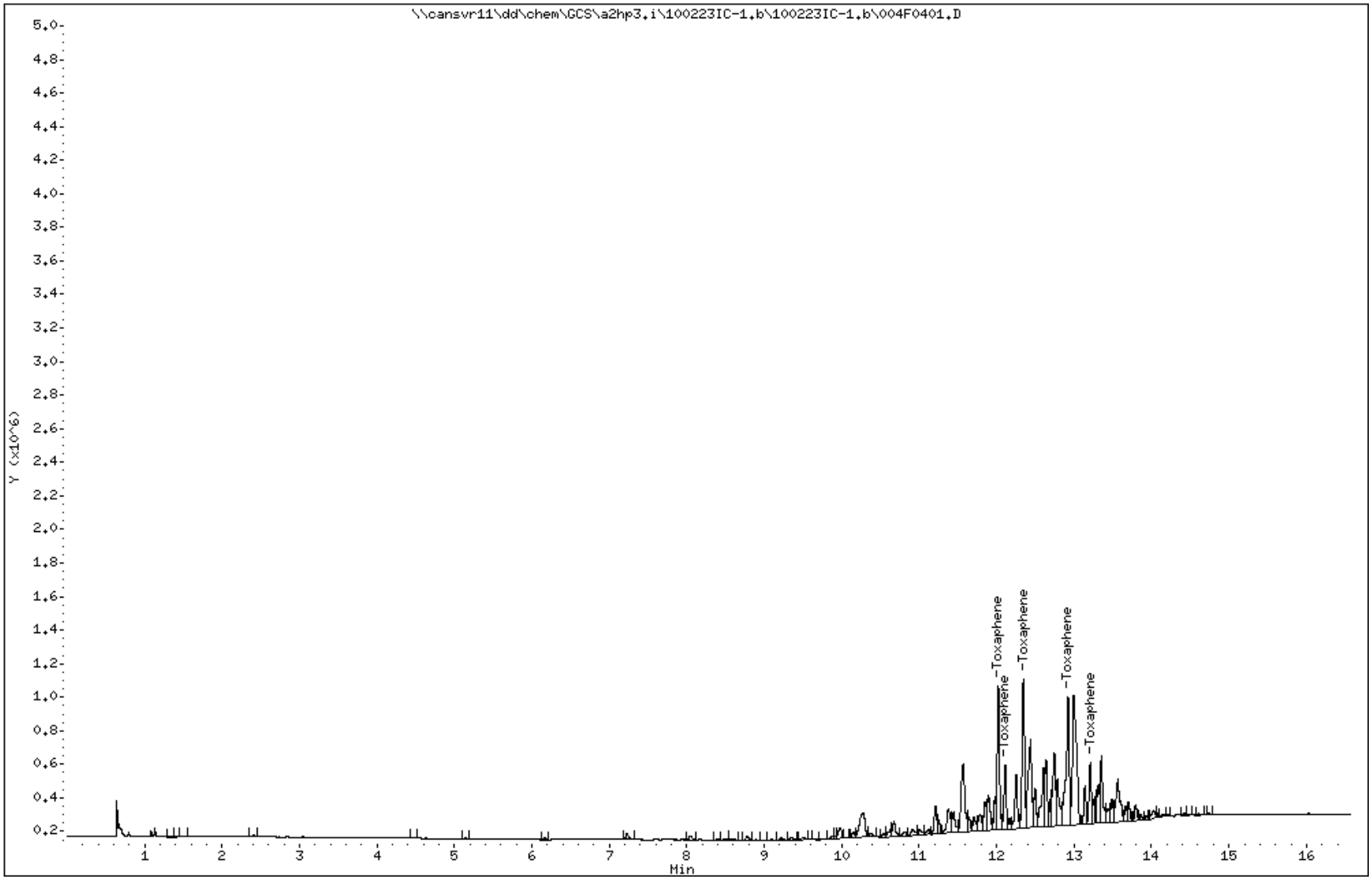

COMPOUNDS and EXP. RT REPORT

Operator: 093905 Date Acquired: 23-FEB-2010 15:17
Data File: \\cansvr11\dd\chem\GCS\a2hp3.i\100223IC-1.b\100223IC-1.b\004F0401.D
Lab Sample ID: TOX2 G268
Misc. Info: 16-TOXAPH.SUB
Instrument: a2hp3.i
Method: \\cansvr11\dd\chem\GCS\a2hp3.i\100223IC-1.b\PEST3.m\pest3r.m
Dilution Factor: 1

Compound	RT	Area	Amount	Conc
19) Toxaphene	12.022	1773706	0.468	0.468

Data File Name: 004F0401.D
Inj. Date and Time: 23-FEB-2010 15:17
Instrument ID: a2hp3.i
Client ID:
Compound Name: Toxaphene
CAS #: 8001-35-2
Report Date: 02/26/2010

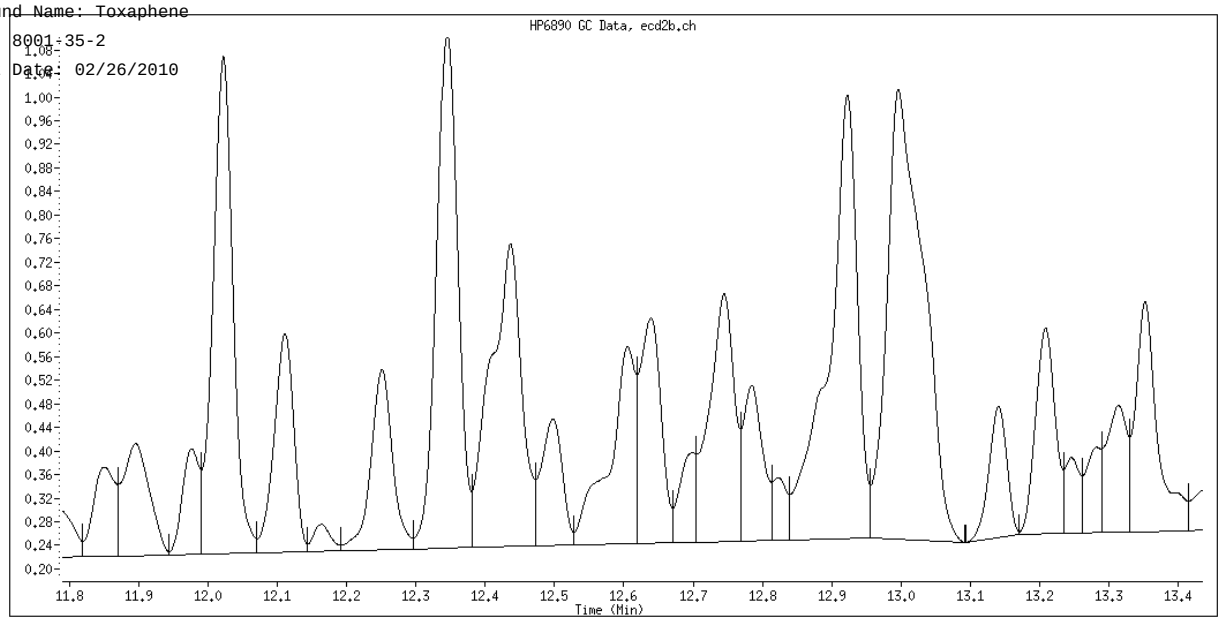

Original Integration

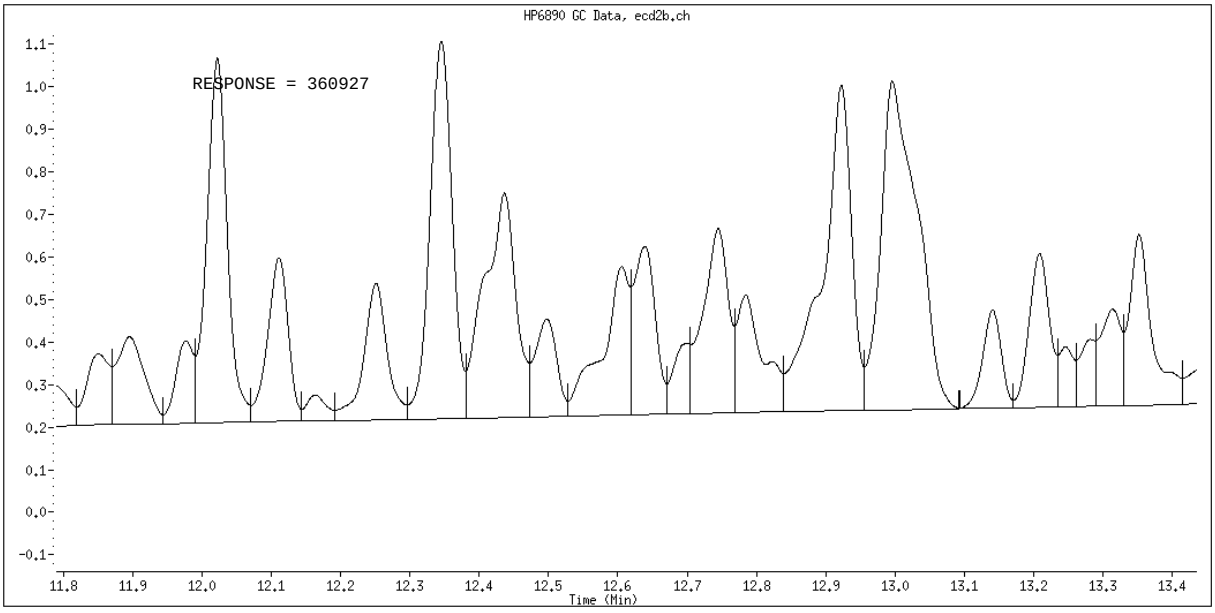

Manual Integration

Manually Integrated By: roachc
Manual Integration Reason: Baseline Event

TestAmerica North Canton

PESTICIDES 8081/608

Data file : \\cansvr11\dd\chem\GCS\a2hp3.i\100223IC-1.b\100223IC-1.b\005F0501.D
Lab Smp Id: TOX3 G268
Inj Date : 23-FEB-2010 15:42
Operator : 093905 Inst ID: a2hp3.i
Smp Info : TOX3 G268,,1,3
Misc Info : 16-TOXAPH.SUB
Comment :
Method : \\cansvr11\dd\chem\GCS\a2hp3.i\100223IC-1.b\PEST3.m\pest3r.m
Meth Date : 23-Feb-2010 15:59 Quant Type: ESTD
Cal Date : 12-FEB-2010 19:29 Cal File: 012F1201.D
Als bottle: 5 Calibration Sample, Level: 3
Dil Factor: 1.00000
Integrator: Falcon Compound Sublist: 16-TOXAPH.SUB
Target Version: 4.14 Sample Matrix: None
Processing Host: CANSVR11

				AMOUNTS			
				CAL-AMT	ON-COL		
RT	EXP RT	DLT RT	RESPONSE	(ng)	(ng)	TARGET RANGE	RATIO
19 Toxaphene					CAS #: 8001-35-2		
12.021	12.021	0.000	1803579	1.00000	0.9935	80.00- 120.00	100.00
12.111	12.111	0.000	816978	1.00000	0.9757	114.04- 154.04	45.30
12.344	12.344	0.000	1843980	1.00000	0.9884	115.64- 155.64	102.24
12.921	12.921	0.000	1566662	1.00000	0.9880	52.78- 92.78	86.86
13.208	13.208	0.000	758816	1.00000	0.9865	69.36- 109.36	42.07
		Average of Peak Amounts =			0.98642		

Data File: \\cansvr11\dd\chem\GCS\a2hp3.i\100223IC-1.b\100223IC-1.b\005F0501.D Page 1
Date : 23-FEB-2010 15:42
Client ID:
Instrument: a2hp3.i
Sample Info: TOX3 G268,,1,3
Operator: 093905
Column phase: clp pesticides II
Column diameter: 0.53

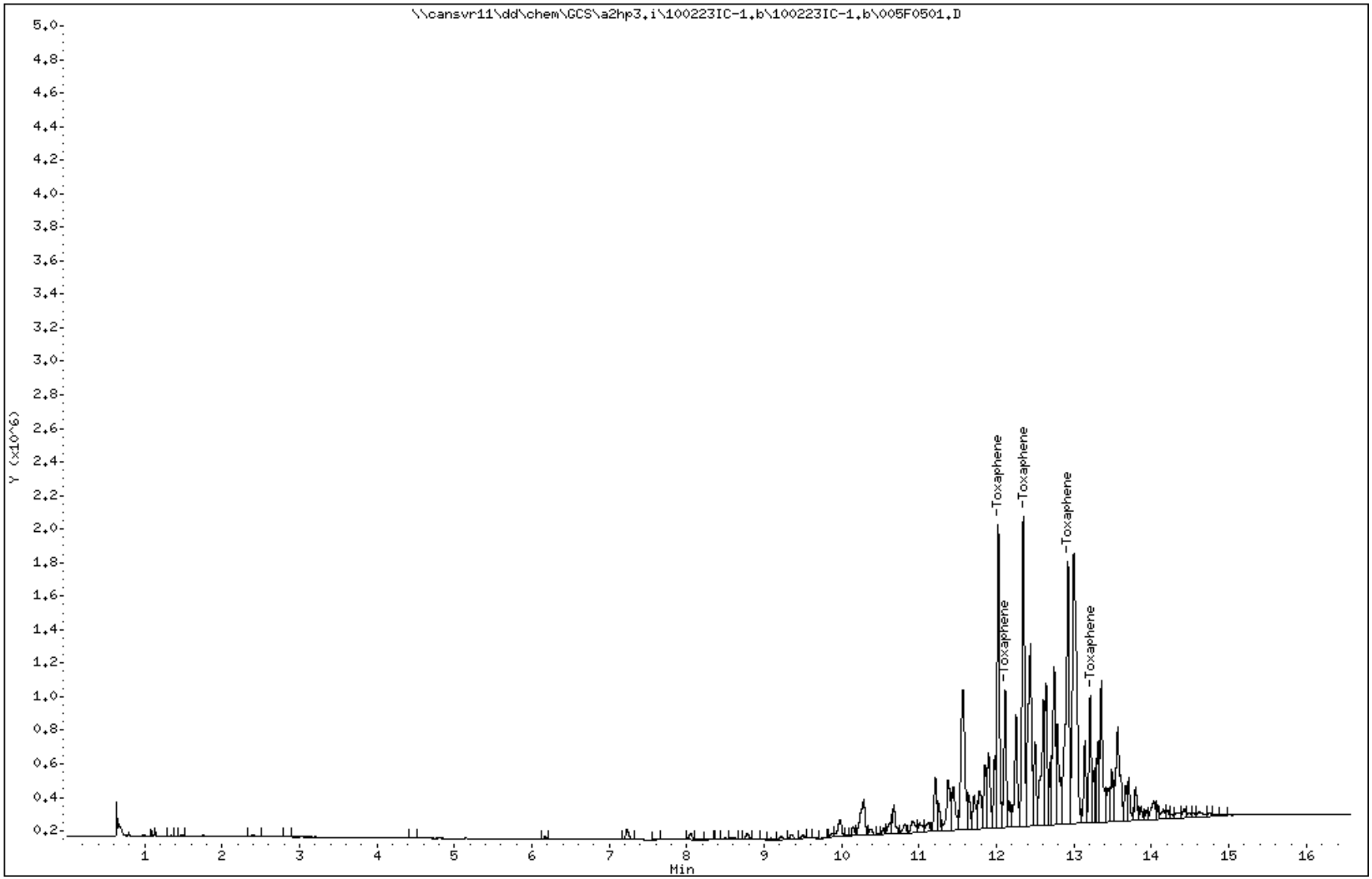

COMPOUNDS and EXP. RT REPORT

Operator: 093905 Date Acquired: 23-FEB-2010 15:42
Data File: \\cansvr11\dd\chem\GCS\a2hp3.i\100223IC-1.b\100223IC-1.b\005F0501.D
Lab Sample ID: TOX3 G268
Misc. Info: 16-TOXAPH.SUB
Instrument: a2hp3.i
Method: \\cansvr11\dd\chem\GCS\a2hp3.i\100223IC-1.b\PEST3.m\pest3r.m
Dilution Factor: 1

Compound	RT	Area	Amount	Conc
19) Toxaphene	12.022	3761425	0.994	0.994

TestAmerica North Canton

PESTICIDES 8081/608

Data file : \\cansvr11\dd\chem\GCS\a2hp3.i\100223IC-1.b\100223IC-1.b\006F0601.D
Lab Smp Id: TOX4 G268
Inj Date : 23-FEB-2010 16:06
Operator : 093905 Inst ID: a2hp3.i
Smp Info : TOX4 G268,,1,4
Misc Info : 16-TOXAPH.SUB
Comment :
Method : \\cansvr11\dd\chem\GCS\a2hp3.i\100223IC-1.b\PEST3.m\pest3r.m
Meth Date : 24-Feb-2010 10:09 Quant Type: ESTD
Cal Date : 23-FEB-2010 21:03 Cal File: 018F1801.D
Als bottle: 6 Calibration Sample, Level: 4
Dil Factor: 1.00000
Integrator: Falcon Compound Sublist: 16-TOXAPH.SUB
Target Version: 4.14 Sample Matrix: None
Processing Host: CANPGCSEMIGL

				AMOUNTS			
				CAL-AMT	ON-COL		
RT	EXP RT	DLT RT	RESPONSE	(ng)	(ng)	TARGET RANGE	RATIO
19 Toxaphene					CAS #: 8001-35-2		
12.022	12.021	0.001	3851758	2.00000	2.136	80.00- 120.00	100.00
12.112	12.110	0.002	1795420	2.00000	2.191	114.04- 154.04	46.61
12.344	12.343	0.001	4025214	2.00000	2.169	115.64- 155.64	104.50
12.922	12.920	0.002	3398987	2.00000	2.162	52.78- 92.78	88.25
13.208	13.206	0.002	1678549	2.00000	2.226	69.36- 109.36	43.58
		Average of Peak Amounts =			2.17680		

Data File: \\cansvr11\dd\chem\GCS\a2hp3.i\100223IC-1.b\100223IC-1.b\006F0601.D

Page 1

Date : 23-FEB-2010 16:06

Client ID:

Instrument: a2hp3.i

Sample Info: TOX4 G268,,1,4

Operator: 093905

Column phase: clp pesticides II

Column diameter: 0.53

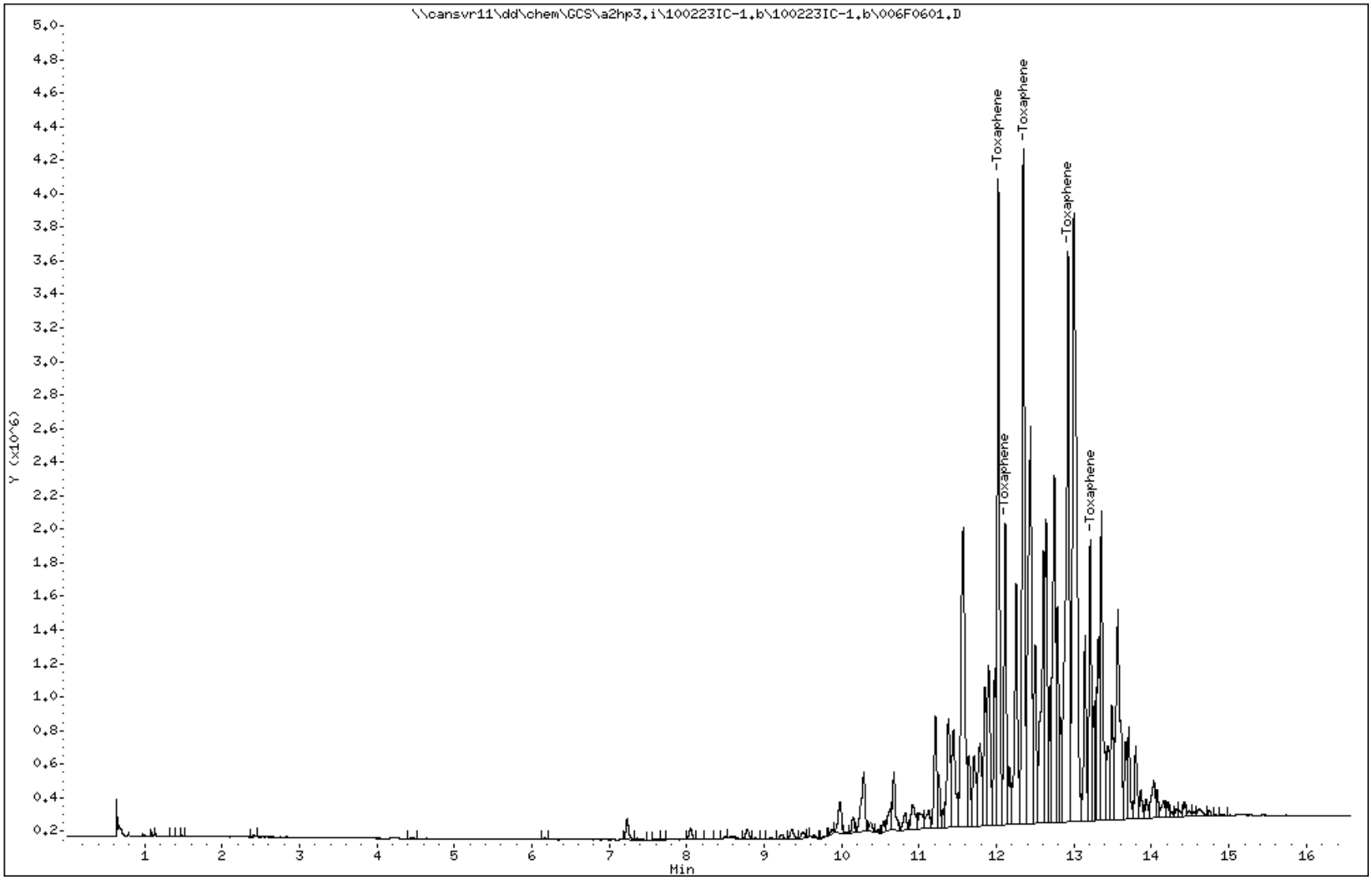

COMPOUNDS and EXP. RT REPORT

Operator: 093905 Date Acquired: 23-FEB-2010 16:06
Data File: \\cansvr11\dd\chem\GCS\a2hp3.i\100223IC-1.b\100223IC-1.b\006F0601.D
Lab Sample ID: TOX4 G268
Misc. Info: 16-TOXAPH.SUB
Instrument: a2hp3.i
Method: \\cansvr11\dd\chem\GCS\a2hp3.i\100223IC-1.b\PEST3.m\pest3r.m
Dilution Factor: 1

Compound	RT	Area	Amount	Conc
19) Toxaphene	12.022	8044778	2.129	2.129

TestAmerica North Canton

PESTICIDES 8081/608

Data file : \\cansvr11\dd\chem\GCS\a2hp3.i\100223IC-1.b\100223IC-1.b\007F0701.D
Lab Smp Id: TOX5 G268
Inj Date : 23-FEB-2010 16:31
Operator : 093905 Inst ID: a2hp3.i
Smp Info : TOX5 G268,,1,5
Misc Info : 16-TOXAPH.SUB
Comment :
Method : \\cansvr11\dd\chem\GCS\a2hp3.i\100223IC-1.b\PEST3.m\pest3r.m
Meth Date : 23-Feb-2010 16:48 Quant Type: ESTD
Cal Date : 12-FEB-2010 20:18 Cal File: 014F1401.D
Als bottle: 7 Calibration Sample, Level: 5
Dil Factor: 1.00000
Integrator: Falcon Compound Sublist: 16-TOXAPH.SUB
Target Version: 4.14 Sample Matrix: None
Processing Host: CANSVR11

				AMOUNTS			
				CAL-AMT	ON-COL		
RT	EXP RT	DLT RT	RESPONSE	(ng)	(ng)	TARGET RANGE	RATIO
19 Toxaphene					CAS #: 8001-35-2		
12.020	12.020	0.000	9729119	5.00000	5.396	80.00- 120.00	100.00
12.110	12.110	0.000	4558119	5.00000	5.562	114.04- 154.04	46.85
12.343	12.343	0.000	10117785	5.00000	5.451	115.64- 155.64	103.99
12.922	12.922	0.000	8496048	5.00000	5.404	52.78- 92.78	87.33
13.209	13.209	0.000	4422034	5.00000	5.863	69.36- 109.36	45.45
		Average of Peak Amounts =			5.53520		

Data File: \\cansvr11\dd\chem\GCS\a2hp3.i\100223IC-1.b\100223IC-1.b\007F0701.D

Date : 23-FEB-2010 16:31

Client ID:

Instrument: a2hp3.i

Sample Info: TOX5 G268,,1,5

Operator: 093905

Column phase: clp pesticides II

Column diameter: 0.53

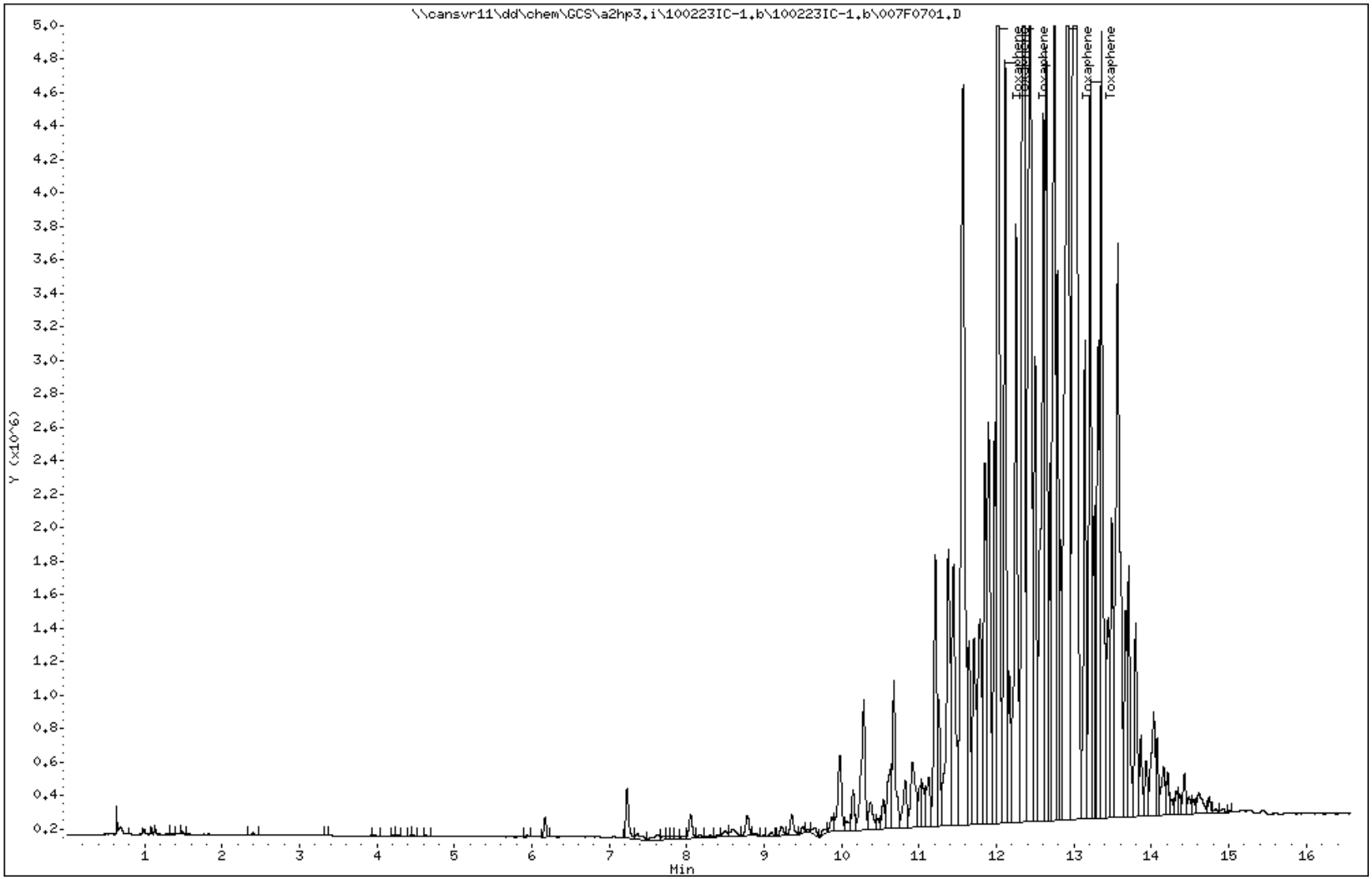

FORM 8
PESTICIDES ANALYTICAL SEQUENCE

Lab Name: NORTH CANTON Contract:

Lab Code: TALCAN Case No.: SAS No.: SDG No.: A0B180429

GC Column: CLP PESTICIDES ID: 0.53 (mm) Init. Calib. Date(s): 02/11/10 03/08/10

Instrument ID: A2HP3

THE ANALYTICAL SEQUENCE OF PERFORMANCE EVALUATION MIXTURES, BLANKS, SAMPLES, AND STANDARDS IS GIVEN BELOW:

MEAN SURROGATE RT FROM INITIAL CALIBRATION
TCX: 4.83 DCB: 13.42

	CLIENT SAMPLE NO.	LAB SAMPLE ID	DATE ANALYZED	TIME ANALYZED	TCX RT	#	DCB RT	#
01	ICAL	PEM E006	03/08/10	1105				
02		TOX3 G268	03/08/10	1220				
03	ICAL	AB1 G250	03/08/10	1245	4.84		13.43	
04	ICAL	AB2 G251	03/08/10	1310	4.84		13.43	
05	ICAL	AB3 G252	03/08/10	1335	4.84		13.43	
06	ICAL	AB5 G254	03/08/10	1425	4.84		13.43	
07	ICAL	AB6 G255	03/08/10	1449	4.84		13.43	
08	ICAL	AB4 G253	03/08/10	1539	4.84		13.43	
09		MRL	03/08/10	1629				
10	LV0FHBLK	LV0FH1AA	03/08/10	1936	4.84		13.42	
11		PEM E006	03/08/10	2000				
12		AB3 G252	03/08/10	2025	4.84		13.43	
13		MRL	03/08/10	2050				
14	B12SS-038M-5	LVTQ31A8	03/08/10	2114	4.84		13.42	
15	B12SS-038M-5	LVTQ31CD	03/08/10	2139	4.84		13.42	
16	B12SS-038M-5	LVTQ31CE	03/08/10	2204	4.84		13.42	
17	ATASS-015M-5	LVTT01AD	03/08/10	2228	4.84		13.42	
18	LV0FHCHK	LV0FH1AC	03/08/10	2355	4.84		13.42	
19		TOX3 G268	03/09/10	0109				
20		AB3 G252	03/09/10	0158	4.84		13.43	
21		MRL	03/09/10	0222				
22		PEM E006	03/09/10	0908				
23								
24								
25								
26								
27								
28								
29								
30								
31								
32								

QC LIMITS
TCX = Tetrachloro-m-xylene (+/- 0.03 MINUTES)
DCB = Decachlorobiphenyl (+/- 0.03 MINUTES)

Column used to flag retention time values with an asterisk.
* Values outside of QC limits.

TestAmerica North Canton

CONTINUING CALIBRATION COMPOUNDS

Instrument ID: a2hp3.i Injection Date: 08-MAR-2010 12:20
Lab File ID: 005F0501.D Init. Cal. Date(s): 11-FEB-2010 08-MAR-2010
Analysis Type: Init. Cal. Times: 09:19 15:39
Lab Sample ID: TOX3 G268 Quant Type: ESTD
Method: \\cansvr11\dd\chem\GCS\a2hp3.i\100308-1.b\PEST3.m

COMPOUND	RRF / AMOUNT	RF0.025	CCAL RRF0.025	MIN RRF	%D / %DRIFT	MAX %D / %DRIFT	CURVE TYPE
19 Toxaphene(1)	11050715	10787411	10787411	0.010	2.38269	15.00000	Averaged
(2)	10545417	10311406	10311406	0.010	2.21907	15.00000	Averaged
(3)	12788067	12189240	12189240	0.010	4.68270	15.00000	Averaged
(4)	12017329	11533187	11533187	0.010	4.02870	15.00000	Averaged
(5)	6326246	5719484	5719484	0.010	9.59119	15.00000	Averaged

Average %D / Drift Results.

Calculated Average %D/Drift = 4.58087
Maximun Average %D/Drift = 15.00000
* Passed Average %D/Drift Test.

TestAmerica North Canton

PESTICIDE 8081/608

Data file : \\cansvr11\dd\chem\GCS\a2hp3.i\100308-1.b\005F0501.D
Lab Smp Id: TOX3 G268
Inj Date : 08-MAR-2010 12:20
Operator : 093905   Inst ID: a2hp3.i
Smp Info : TOX3 G268,,2
Misc Info : 16-TOXAPH.SUB
Comment   :
Method   : \\cansvr11\dd\chem\GCS\a2hp3.i\100308-1.b\PEST3.m
Meth Date : 09-Mar-2010 06:37 vandorenc Quant Type: ESTD
Cal Date : 08-MAR-2010 15:39   Cal File: 013F1301.D
Als bottle: 5   Continuing Calibration Sample
Dil Factor: 1.00000
Integrator: Falcon   Compound Sublist: 16-TOXAPH.SUB
Target Version: 4.14   Sample Matrix: None
Processing Host: CANPGCSV23

				AMOUNTS				
				CAL-AMT	ON-COL			
RT	EXP RT	DLT RT	RESPONSE	(ng)	(ng)	TARGET RANGE		RATIO
19 Toxaphene						CAS #: 8001-35-2		
10.851	10.851	0.000	10787411	1.00000	0.9762	80.00- 120.00		100.00
11.197	11.197	0.000	10311406	1.00000	0.9778	114.04- 154.04		95.59
11.763	11.763	0.000	12189240	1.00000	0.9532	115.64- 155.64		113.00
11.843	11.843	0.000	11533187	1.00000	0.9597	52.78- 92.78		106.91
12.075	12.075	0.000	5719484	1.00000	0.9041	69.36- 109.36		53.02
		Average of Peak Amounts =			0.95420			

Data File: \\cansvr11\dd\chem\GCS\a2hp3.i\100308-1.b\005F0501.D

Date : 08-MAR-2010 12:20

Client ID:

Instrument: a2hp3.i

Sample Info: TOX3 G268,,2

Operator: 093905

Column phase: clp pesticides

Column diameter: 0.53

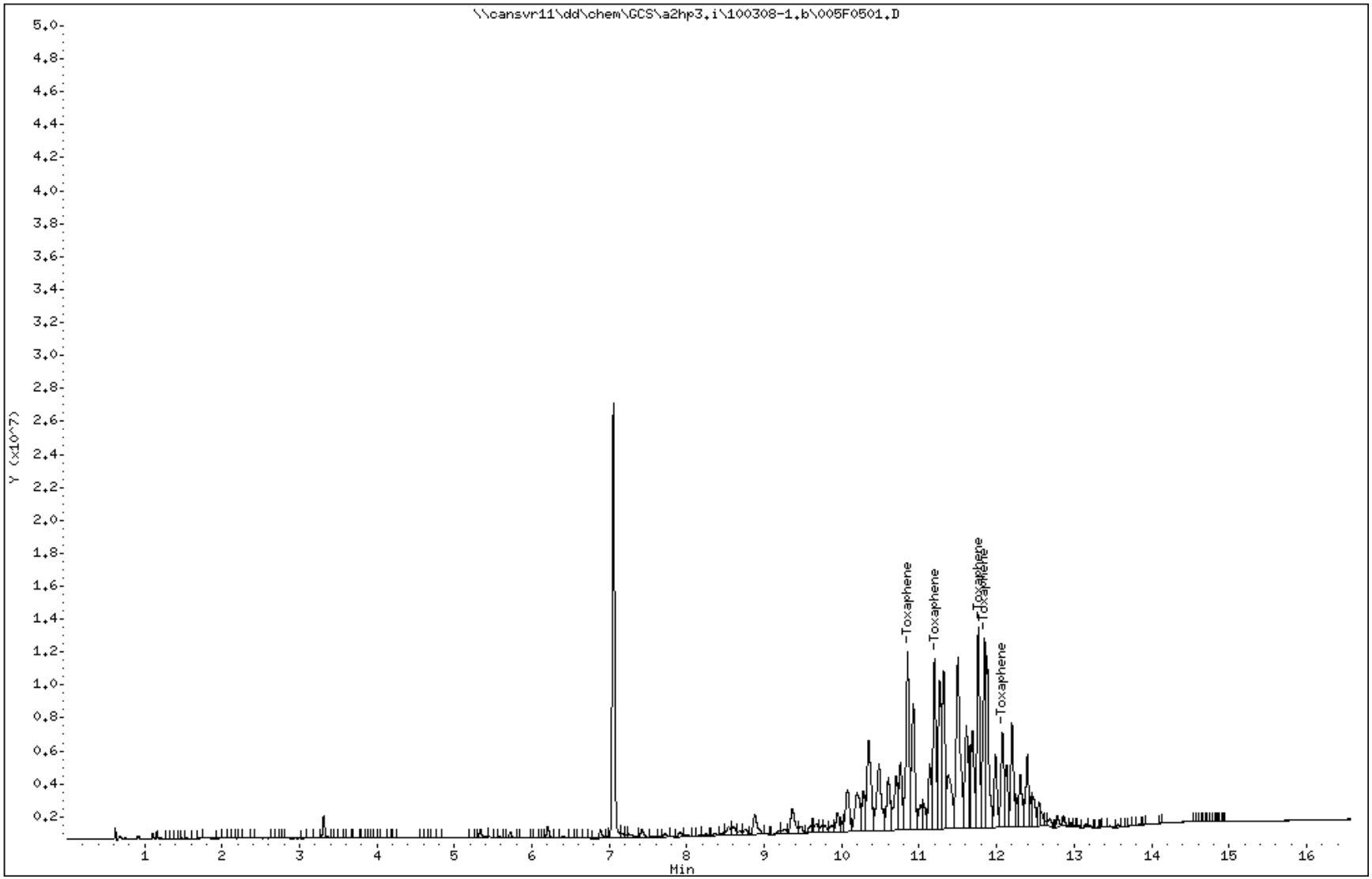

COMPOUNDS and EXP. RT REPORT

Operator: 093905 Date Acquired: 08-MAR-2010 12:20
Data File: //cansvr11/dd/chem/GCS/a2hp3.i/100308-1.b/005F0501.D
Lab Sample ID: TOX3 G268
Misc. Info: 16-TOXAPH.SUB
Instrument: a2hp3.i
Method: \\cansvr11\dd\chem\GCS\a2hp3.i\100308-1.b\PEST3.m
Dilution Factor: 1

Compound	RT	Area	Amount	Conc
19) Toxaphene	10.851	30030859	0.976	0.976

Data File: \\cansvr11\dd\chem\GCS\a2hp3.i\100308-1.b\015F1501.D Page 1
Report Date: 09-Mar-2010 07:16

TestAmerica North Canton

RECOVERY REPORT

Client Name: Client SDG: SDGa00711
Sample Matrix: LIQUID Fraction: Pesticides
Lab Smp Id: MRL
Level: LOW Operator: 093905
Data Type: GC MULTI COMP SampleType: MRL
SpikeList File: MRL.spk Quant Type: ESTD
Sublist File: mrl.sub
Method File: \\cansvr11\dd\chem\GCS\a2hp3.i\100308-1.b\PEST3.m
Misc Info:

SPIKE COMPOUND	AMOUNT ADDED ng	AMOUNT RECOVERED ng	% RECOVERED	LIMITS
4 alpha-BHC	0.005000	0.005242	104.84	70-130
5 gamma-BHC (Lindane	0.005000	0.005300	106.00	70-130
6 beta-BHC	0.005000	0.005350	106.99	70-130
7 delta-BHC	0.005000	0.005112	102.24	70-130
9 Heptachlor	0.005000	0.005119	102.38	70-130
10 Aldrin	0.005000	0.005431	108.62	70-130
12 Heptachlor epoxide	0.005000	0.005668	113.36	70-130
13 gamma-Chlordane	0.005000	0.005330	106.61	70-130
14 alpha-Chlordane	0.005000	0.005433	108.66	70-130
15 Endosulfan I	0.005000	0.005690	113.81	70-130
16 4,4'-DDE	0.005000	0.005357	107.14	70-130
17 Dieldrin	0.005000	0.005545	110.90	70-130
20 Endrin	0.005000	0.005504	110.09	70-130
22 4,4'-DDD	0.005000	0.005146	102.92	70-130
23 Endosulfan II	0.005000	0.005533	110.67	70-130
24 4,4'-DDT	0.005000	0.005141	102.82	70-130
26 Endrin aldehyde	0.005000	0.005482	109.64	70-130
27 Methoxychlor	0.005000	0.005435	108.69	70-130
28 Endosulfan sulfate	0.005000	0.005476	109.53	70-130
29 Endrin ketone	0.005000	0.005497	109.94	70-130

TestAmerica North Canton

PESTICIDE 8081/608

Data file : \\cansvr11\dd\chem\GCS\a2hp3.i\100308-1.b\015F1501.D
Lab Smp Id: MRL
Inj Date : 08-MAR-2010 16:29
Operator : 093905   Inst ID: a2hp3.i
Smp Info : MRL
Misc Info :
Comment   :
Method   : \\cansvr11\dd\chem\GCS\a2hp3.i\100308-1.b\PEST3.m
Meth Date : 09-Mar-2010 07:16 vandorenc Quant Type: ESTD
Cal Date : 12-FEB-2010 20:43   Cal File: 015F1501.D
Als bottle: 15   QC Sample: MRL
Dil Factor: 1.00000
Integrator: Falcon   Compound Sublist: mrl.sub
Target Version: 4.14   Sample Matrix: WATER
Processing Host: CANPGCSV23

Concentration Formula: Amt * DF * Vt/Vo/Vi * CpndVariable

Name	Value	Description
DF	1.000	Dilution Factor
Vt	1.000	Volume of final extract (uL)
Vo	1.000	Volume of sample extracted (mL)
Vi	1.000	Volume injected
Cpnd Variable		Local Compound Variable

				CONCENTRATIONS ON-COL (ng)	FINAL (ug/L)	TARGET RANGE	RATIO
4 alpha-BHC						CAS #: 319-84-6	
5.797	5.798	-0.001	3323433	0.00524	0.005242		
5 gamma-BHC (Lindane)						CAS #: 58-89-9	
6.302	6.303	-0.001	3005906	0.00530	0.005300		
6 beta-BHC						CAS #: 319-85-7	
6.474	6.474	0.000	1185418	0.00535	0.005350		
7 delta-BHC						CAS #: 319-86-8	
6.713	6.714	-0.001	5403985	0.00511	0.005112		
9 Heptachlor						CAS #: 76-44-8	
7.025	7.026	-0.001	5594274	0.00512	0.005119		
10 Aldrin						CAS #: 309-00-2	
7.517	7.517	0.000	2169014	0.00543	0.005431		

```
--------------------------------------------------------------------------------
   12 Heptachlor epoxide                          CAS #: 1024-57-3
8.854    8.851    0.003         5281636 0.00567  0.005668
--------------------------------------------------------------------------------
```

RT	EXP RT	DLT RT	RESPONSE	CONCENTRATIONS ON-COL (ng)	CONCENTRATIONS FINAL (ug/L)	TARGET RANGE	RATIO
13 gamma-Chlordane					CAS #: 5103-74-2		
9.129	9.128	0.001	1687034	0.00533	0.005330		
14 alpha-Chlordane					CAS #: 5103-71-9		
9.409	9.408	0.001	1756205	0.00543	0.005433		
15 Endosulfan I					CAS #: 959-98-8		
9.622	9.622	0.000	4680276	0.00569	0.005690		
16 4,4'-DDE					CAS #: 72-55-9		
9.708	9.708	0.000	4810778	0.00536	0.005357		
17 Dieldrin					CAS #: 60-57-1		
10.058	10.059	-0.001	1946220	0.00554	0.005545		
20 Endrin					CAS #: 72-20-8		
10.408	10.407	0.001	4247921	0.00550	0.005504		
22 4,4'-DDD					CAS #: 72-54-8		
10.676	10.676	0.000	3160264	0.00515	0.005146		
23 Endosulfan II					CAS #: 33213-65-9		
10.752	10.750	0.002	1679141	0.00553	0.005533		
24 4,4'-DDT					CAS #: 50-29-3		
11.068	11.069	-0.001	3155197	0.00514	0.005141		
26 Endrin aldehyde					CAS #: 7421-93-4		
11.355	11.356	-0.001	2808782	0.00548	0.005482		
27 Methoxychlor					CAS #: 72-43-5		
11.779	11.778	0.001	1398399	0.00543	0.005435		
28 Endosulfan sulfate					CAS #: 1031-07-8		
11.908	11.908	0.000	1545462	0.00548	0.005476		
29 Endrin ketone					CAS #: 53494-70-5		
12.218	12.219	-0.001	3375995	0.00550	0.005497		

Data File: \\cansvr11\dd\chem\GCS\a2hp3.i\100308-1.b\015F1501.D

Date : 08-MAR-2010 16:29

Client ID:

Instrument: a2hp3.i

Sample Info: MRL

Volume Injected (uL): 1.0

Operator: 093905

Column phase: clp pesticides

Column diameter: 0.53

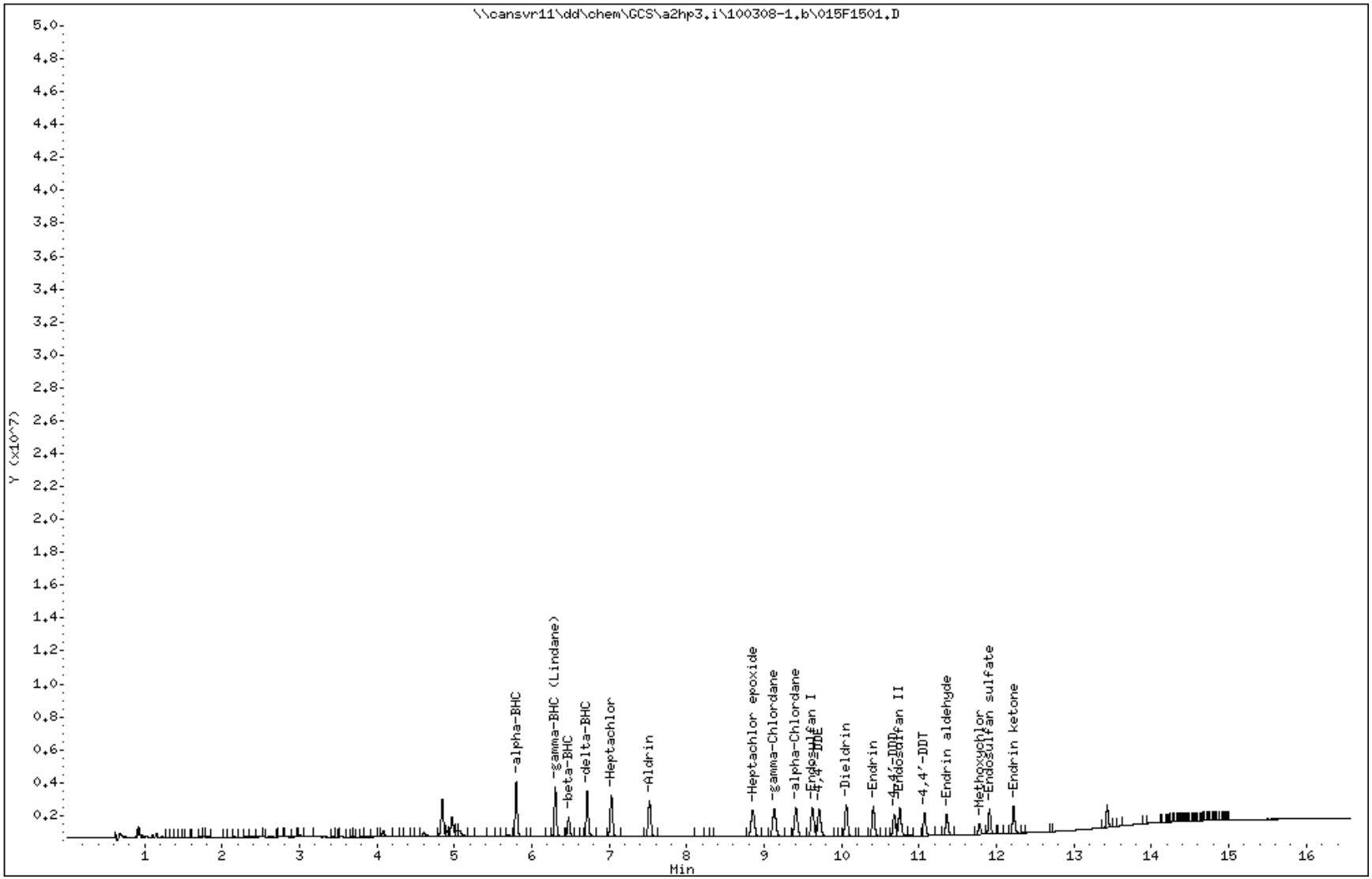

Data File: \\cansvr11\dd\chem\GCS\a2hp3.i\100308-1.b/023F2301.D
Report Date: 03/09/2010

EVALB Degradation Report

Instrument ID: a2hp3.i Injection Date: 08-MAR-2010 20:00
Lab File ID: 023F2301.D Lab Sample ID: PEM E006
Analysis Type: NONE Method File: \\cansvr11\dd\chem\GCS\a2hp3.i\100308-1.b\PES

4,4'-DDT Degradation

RT	Area	Compound
11.066	55559554	4,4'-DDT
9.7060	466177	4,4'-DDE
10.674	3203248	4,4'-DDD

Percent Degradation of 4,4'-DDT: 6.20

Endrin Degradation

RT	Area	Compound
10.406	35787578	Endrin
11.354	1204663	Endrin aldehyde
12.218	2226086	Endrin ketone

Percent Degradation of Endrin: 8.75

TestAmerica North Canton

PESTICIDE 8081/608

Data file : \\cansvr11\dd\chem\GCS\a2hp3.i\100308-1.b\023F2301.D
Lab Smp Id: PEM E006
Inj Date : 08-MAR-2010 20:00
Operator : 093905   Inst ID: a2hp3.i
Smp Info : PEM E006
Misc Info :
Comment   :
Method   : \\cansvr11\dd\chem\GCS\a2hp3.i\100308-1.b\PEST3.m
Meth Date : 09-Mar-2010 07:16 vandorenc Quant Type: ESTD
Cal Date : 12-FEB-2010 20:43   Cal File: 015F1501.D
Als bottle: 23   QC Sample: PEM
Dil Factor: 1.00000
Integrator: Falcon   Compound Sublist: 12-pem.sub
Target Version: 4.14   Sample Matrix: None
Processing Host: CANPGCSV23

RT	EXP RT	DLT RT	RESPONSE	CONCENTRATIONS ON-COL (ng)	CONCENTRATIONS FINAL (ng)	TARGET RANGE	RATIO
4 alpha-BHC					CAS #: 319-84-6		
5.796	5.798	-0.002	6445404	0.01017	0.01016		
5 gamma-BHC (Lindane)					CAS #: 58-89-9		
6.301	6.303	-0.002	5766388	0.01017	0.01017		
6 beta-BHC					CAS #: 319-85-7		
6.472	6.474	-0.002	2259011	0.01019	0.01019		
16 4,4'-DDE					CAS #: 72-55-9		
9.706	9.708	-0.002	466177	5e-004	0.0005191		
20 Endrin					CAS #: 72-20-8		
10.406	10.407	-0.001	35787578	0.04637	0.04637		
22 4,4'-DDD					CAS #: 72-54-8		
10.674	10.676	-0.002	3203248	0.00522	0.005216		
23 Endosulfan II					CAS #: 33213-65-9		
10.777	10.750	0.027	31450	1.e-004	0.0001036		
24 4,4'-DDT					CAS #: 50-29-3		
11.066	11.069	-0.003	55559554	0.09053	0.09053		
26 Endrin aldehyde					CAS #: 7421-93-4		
11.354	11.356	-0.002	1204663	0.00235	0.002351		
27 Methoxychlor					CAS #: 72-43-5		
11.775	11.778	-0.003	54881875	0.21329	0.2133		

```
--------------------------------------------------------------------------------
   28 Endosulfan sulfate                          CAS #: 1031-07-8
11.906  11.908   -0.002          122462  4e-004  0.0004339
--------------------------------------------------------------------------------
```

RT	EXP RT	DLT RT	RESPONSE	CONCENTRATIONS ON-COL (ng)	FINAL (ng)	TARGET RANGE	RATIO
29 Endrin ketone					CAS #: 53494-70-5		
12.217	12.219	-0.002	2226086	0.00362	0.003624		

Data File: \\cansvr11\dd\chem\GCS\a2hp3.i\100308-1.b\023F2301.D

Date : 08-MAR-2010 20:00

Client ID:

Instrument: a2hp3.i

Sample Info: PEM E006

Operator: 093905

Column phase: clp pesticides

Column diameter: 0.53

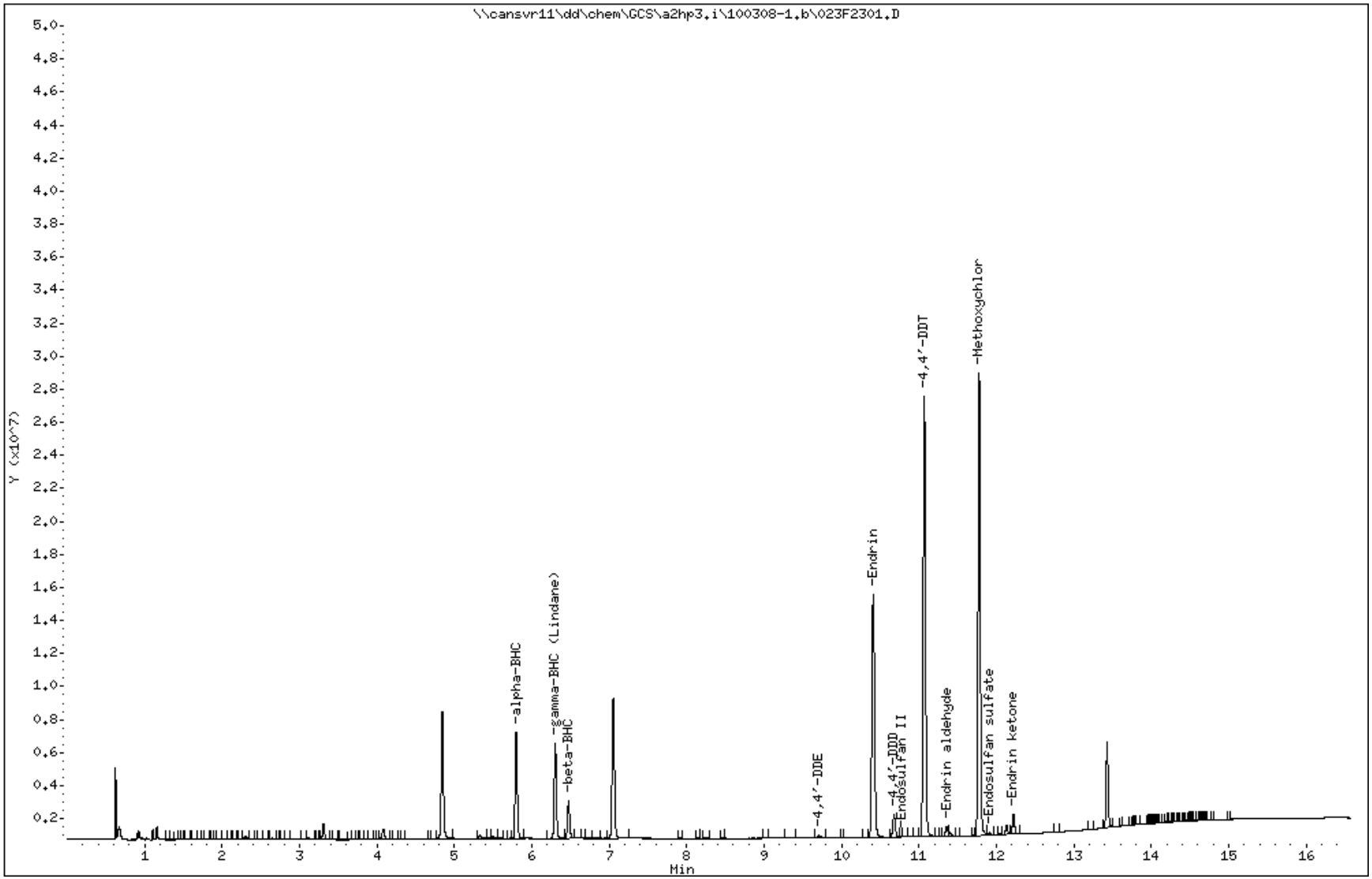

COMPOUNDS and EXP. RT REPORT

Operator: 093905 Date Acquired: 08-MAR-2010 20:00
Data File: //cansvr11/dd/chem/GCS/a2hp3.i/100308-1.b/023F2301.D
Lab Sample ID: PEM E006
Misc. Info:
Instrument: a2hp3.i
Method: \\cansvr11\dd\chem\GCS\a2hp3.i\100308-1.b\PEST3.m
Dilution Factor: 1

Compound	RT	Area	Amount	Conc
4) alpha-BHC	5.797	12185813	0.010	0.010
5) gamma-BHC (Lindane)	6.302	11005488	0.010	0.010
6) beta-BHC	6.473	4390128	0.010	0.010
16) 4,4'-DDE	9.706	466177	0.001	0.001
20) Endrin	10.406	35787578	0.046	0.046
22) 4,4'-DDD	10.674	3203248	0.005	0.005
23) Endosulfan II	10.778	54408	0.000	0.000
24) 4,4'-DDT	11.066	55559554	0.091	0.091
26) Endrin aldehyde	11.354	1204663	0.002	0.002
27) Methoxychlor	11.775	54881875	0.213	0.213
28) Endosulfan sulfate	11.907	279702	0.000	0.000
29) Endrin ketone	12.218	2226086	0.004	0.004

TestAmerica North Canton

CONTINUING CALIBRATION COMPOUNDS

Instrument ID: a2hp3.i Injection Date: 08-MAR-2010 20:25
Lab File ID: 024F2401.D Init. Cal. Date(s): 11-FEB-2010 08-MAR-2010
Analysis Type: Init. Cal. Times: 09:19 15:39
Lab Sample ID: AB3 G252 Quant Type: ESTD
Method: \\cansvr11\dd\chem\GCS\a2hp3.i\100308-1.b\PEST3.m

COMPOUND	RRF / AMOUNT	RF0.025	CCAL RRF0.025	MIN RRF	%D / %DRIFT	MAX %D / %DRIFT	CURVE TYPE
$ 1 Tetrachloro-m-xylene	384629701	388980080	388980080	0.000	-1.13106	15.00000	Averaged
4 alpha-BHC	634025555	649864560	649864560	0.010	-2.49817	15.00000	Averaged
5 gamma-BHC (Lindane)	567138418	577384160	577384160	0.010	-1.80657	15.00000	Averaged
6 beta-BHC	221584996	210771240	210771240	0.010	4.88018	15.00000	Averaged
7 delta-BHC	1.057e+09	1.075e+09	1.075e+09	0.010	-1.72736	15.00000	Averaged
9 Heptachlor	1.093e+09	986119600	986119600	0.010	9.76301	15.00000	Averaged
10 Aldrin	399394664	406883800	406883800	0.010	-1.87512	15.00000	Averaged
12 Heptachlor epoxide	931835754	949765000	949765000	0.010	-1.92408	15.00000	Averaged
13 gamma-Chlordane	316493599	316703200	316703200	0.010	-0.06623	15.00000	Averaged
14 alpha-Chlordane	323247083	321864640	321864640	0.010	0.42767	15.00000	Averaged
16 4,4'-DDE	898056364	909778880	909778880	0.010	-1.30532	15.00000	Averaged
15 Endosulfan I	822504312	841275440	841275440	0.010	-2.28219	15.00000	Averaged
17 Dieldrin	350990657	364189840	364189840	0.010	-3.76055	15.00000	Averaged
20 Endrin	771738484	789719880	789719880	0.010	-2.32999	15.00000	Averaged
22 4,4'-DDD	614122348	645259400	645259400	0.010	-5.07017	15.00000	Averaged
23 Endosulfan II	303461172	315314200	315314200	0.010	-3.90595	15.00000	Averaged
24 4,4'-DDT	613713821	567403680	567403680	0.010	7.54589	15.00000	Averaged
26 Endrin aldehyde	512352748	532019720	532019720	0.010	-3.83856	15.00000	Averaged
27 Methoxychlor	257311429	250875280	250875280	0.010	2.50131	15.00000	Averaged
28 Endosulfan sulfate	282209341	293838200	293838200	0.010	-4.12065	15.00000	Averaged
29 Endrin ketone	614171466	640898520	640898520	0.010	-4.35173	15.00000	Averaged
$ 30 Decachlorobiphenyl	238443684	260460520	260460520	0.010	-9.23356	15.00000	Averaged

Average %D / Drift Results.

Calculated Average %D/Drift = 14.28469
Maximun Average %D/Drift = 15.00000
* Passed Average %D/Drift Test.

TestAmerica North Canton

PESTICIDE 8081/608

Data file : \\cansvr11\dd\chem\GCS\a2hp3.i\100308-1.b\024F2401.D
Lab Smp Id: AB3 G252
Inj Date : 08-MAR-2010 20:25
Operator : 093905   Inst ID: a2hp3.i
Smp Info : AB3 G252,,2
Misc Info :
Comment   :
Method   : \\cansvr11\dd\chem\GCS\a2hp3.i\100308-1.b\PEST3.m
Meth Date : 09-Mar-2010 07:20 vandorenc Quant Type: ESTD
Cal Date : 12-FEB-2010 20:43   Cal File: 015F1501.D
Als bottle: 24   Continuing Calibration Sample
Dil Factor: 1.00000
Integrator: Falcon   Compound Sublist: 1-ab.sub
Target Version: 4.14   Sample Matrix: None
Processing Host: CANPGCSV23

RT	EXP RT	DLT RT	RESPONSE	AMOUNTS CAL-AMT (ng)	ON-COL (ng)	TARGET RANGE	RATIO	
$ 1 Tetrachloro-m-xylene						CAS #: 877-09-8		
4.842	4.841	0.001	9724502	0.02500	0.02528			
4 alpha-BHC						CAS #: 319-84-6		
5.796	5.796	0.000	16246614	0.02500	0.02562			
5 gamma-BHC (Lindane)						CAS #: 58-89-9		
6.301	6.301	0.000	14434604	0.02500	0.02545			
6 beta-BHC						CAS #: 319-85-7		
6.473	6.473	0.000	5269281	0.02500	0.02378			
7 delta-BHC						CAS #: 319-86-8		
6.712	6.712	0.000	26883445	0.02500	0.02543			
9 Heptachlor						CAS #: 76-44-8		
7.024	7.030	-0.006	24652990	0.02500	0.02256			
10 Aldrin						CAS #: 309-00-2		
7.516	7.515	0.001	10172095	0.02500	0.02547			(M)
12 Heptachlor epoxide						CAS #: 1024-57-3		
8.849	8.850	-0.001	23744125	0.02500	0.02548			
13 gamma-Chlordane						CAS #: 5103-74-2		
9.127	9.125	0.002	7917580	0.02500	0.02502			
14 alpha-Chlordane						CAS #: 5103-71-9		
9.406	9.407	-0.001	8046616	0.02500	0.02489			

```
--------------------------------------------------------------------------------
   16 4,4'-DDE                                    CAS #: 72-55-9
9.708    9.707    0.001        22744472 0.02500  0.02533
--------------------------------------------------------------------------------
```

				AMOUNTS			
				CAL-AMT	ON-COL		
RT	EXP RT	DLT RT	RESPONSE	(ng)	(ng)	TARGET RANGE	RATIO
15 Endosulfan I					CAS #: 959-98-8		
9.620	9.620	0.000	21031886	0.02500	0.02557		
17 Dieldrin					CAS #: 60-57-1		
10.056	10.057	-0.001	9104746	0.02500	0.02594		
20 Endrin					CAS #: 72-20-8		
10.408	10.406	0.002	19742997	0.02500	0.02558		
22 4,4'-DDD					CAS #: 72-54-8		
10.675	10.673	0.002	16131485	0.02500	0.02627		
23 Endosulfan II					CAS #: 33213-65-9		
10.750	10.749	0.001	7882855	0.02500	0.02598		
24 4,4'-DDT					CAS #: 50-29-3		
11.067	11.066	0.001	14185092	0.02500	0.02311		
26 Endrin aldehyde					CAS #: 7421-93-4		
11.355	11.354	0.001	13300493	0.02500	0.02596		
27 Methoxychlor					CAS #: 72-43-5		
11.776	11.774	0.002	6271882	0.02500	0.02437		
28 Endosulfan sulfate					CAS #: 1031-07-8		
11.906	11.905	0.001	7345955	0.02500	0.02603		
29 Endrin ketone					CAS #: 53494-70-5		
12.217	12.216	0.001	16022463	0.02500	0.02609		
$ 30 Decachlorobiphenyl					CAS #: 2051-24-3		
13.427	13.425	0.002	6511513	0.02500	0.02731		

QC Flag Legend

M - Compound response manually integrated.

Data File: \\cansvr11\dd\chem\GCS\a2hp3.i\100308-1.b\024F2401.D

Date : 08-MAR-2010 20:25

Client ID:

Instrument: a2hp3.i

Sample Info: AB3 G252,,2

Operator: 093905

Column phase: clp pesticides

Column diameter: 0.53

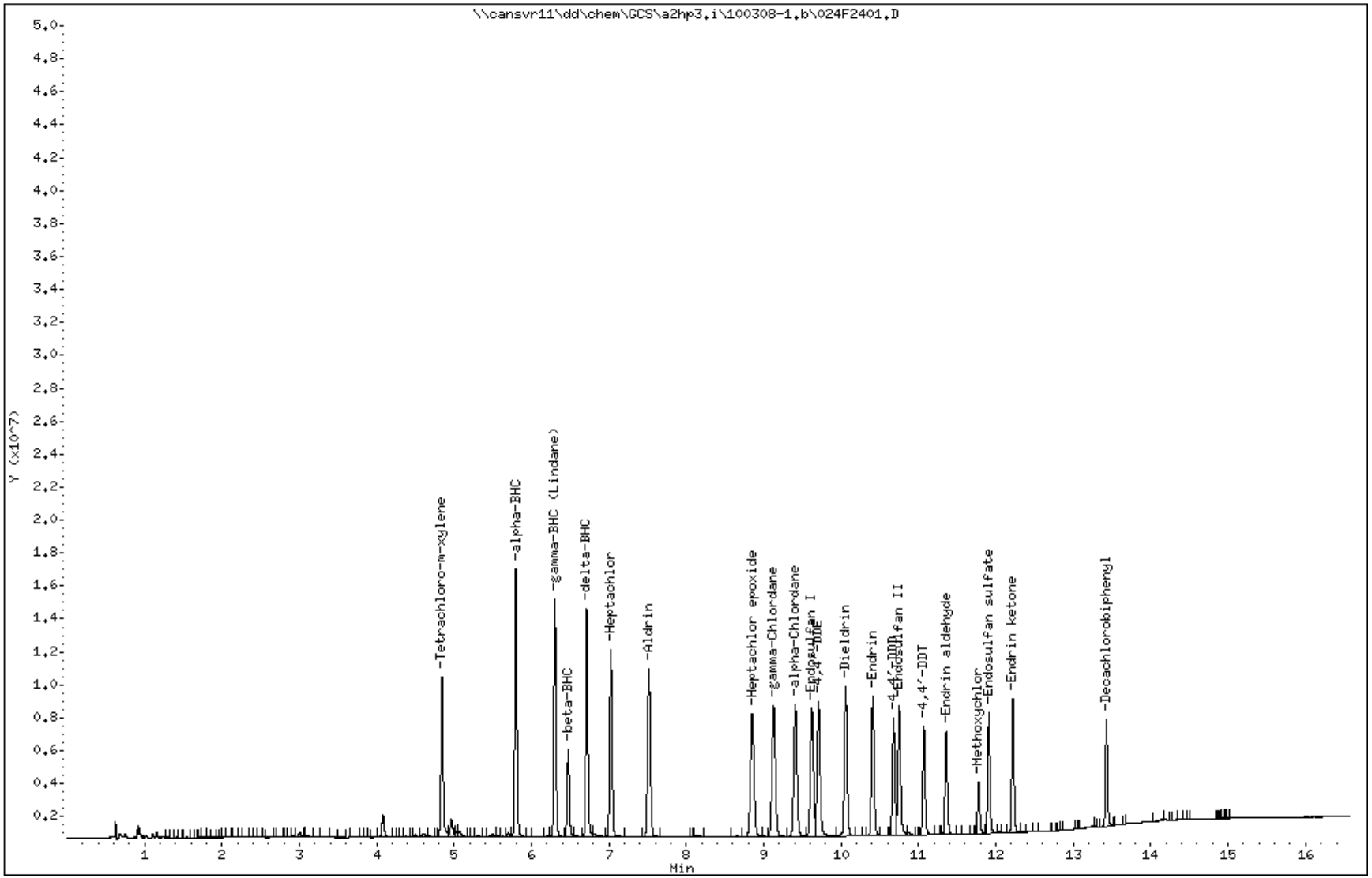

COMPOUNDS and EXP. RT REPORT

Operator: 093905 Date Acquired: 08-MAR-2010 20:25
Data File: \\cansvr11\dd\chem\GCS\a2hp3.i\100308-1.b\024F2401.D
Lab Sample ID: AB3 G252
Misc. Info:
Instrument: a2hp3.i
Method: \\cansvr11\dd\chem\GCS\a2hp3.i\100308-1.b\PEST3.m
Dilution Factor: 1

Compound	RT	Area	Amount	Conc
1) Tetrachloro-m-xylene	4.843	19709919	0.025	0.025
4) alpha-BHC	5.797	30618282	0.026	0.026
5) gamma-BHC (Lindane)	6.302	27219020	0.025	0.025
6) beta-BHC	6.473	10302559	0.024	0.024
7) delta-BHC	6.713	26883445	0.025	0.025
9) Heptachlor	7.024	24652990	0.023	0.023
10) Aldrin	7.517	25641073	0.025	0.025
12) Heptachlor epoxide	8.849	23744125	0.025	0.025
13) gamma-Chlordane	9.128	24085364	0.025	0.025
14) alpha-Chlordane	9.407	23010112	0.025	0.025
15) Endosulfan I	9.621	21031886	0.026	0.026
16) 4,4'-DDE	9.708	22744472	0.025	0.025
17) Dieldrin	10.057	22762408	0.026	0.026
20) Endrin	10.408	19742997	0.026	0.026
22) 4,4'-DDD	10.676	16131485	0.026	0.026
23) Endosulfan II	10.750	18838639	0.026	0.026
24) 4,4'-DDT	11.068	14185092	0.023	0.023
26) Endrin aldehyde	11.355	13300493	0.026	0.026
27) Methoxychlor	11.777	6271882	0.024	0.024
28) Endosulfan sulfate	11.907	14813189	0.026	0.026
29) Endrin ketone	12.218	16022463	0.026	0.026
30) Decachlorobiphenyl	13.428	12127552	0.027	0.027

Data File Name: 024F2401.D
Inj. Date and Time: 08-MAR-2010 20:25
Instrument ID: a2hp3.i
Client ID:
Compound Name: Aldrin
CAS #: 309-00-2
Report Date: 03/09/2010

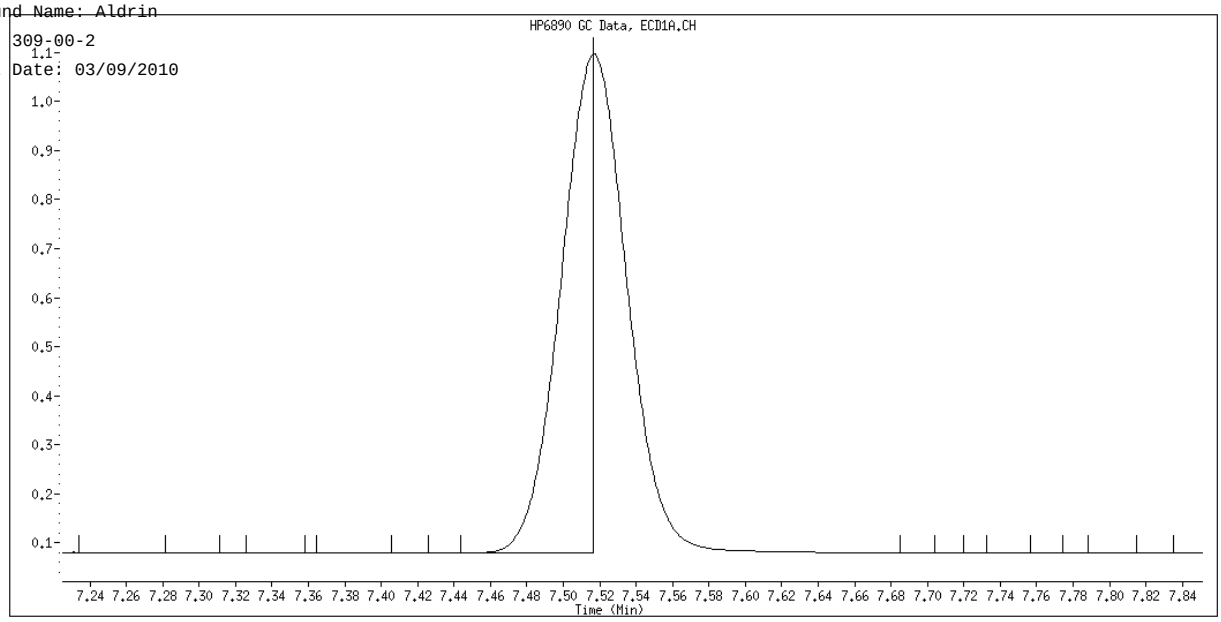

Original Integration

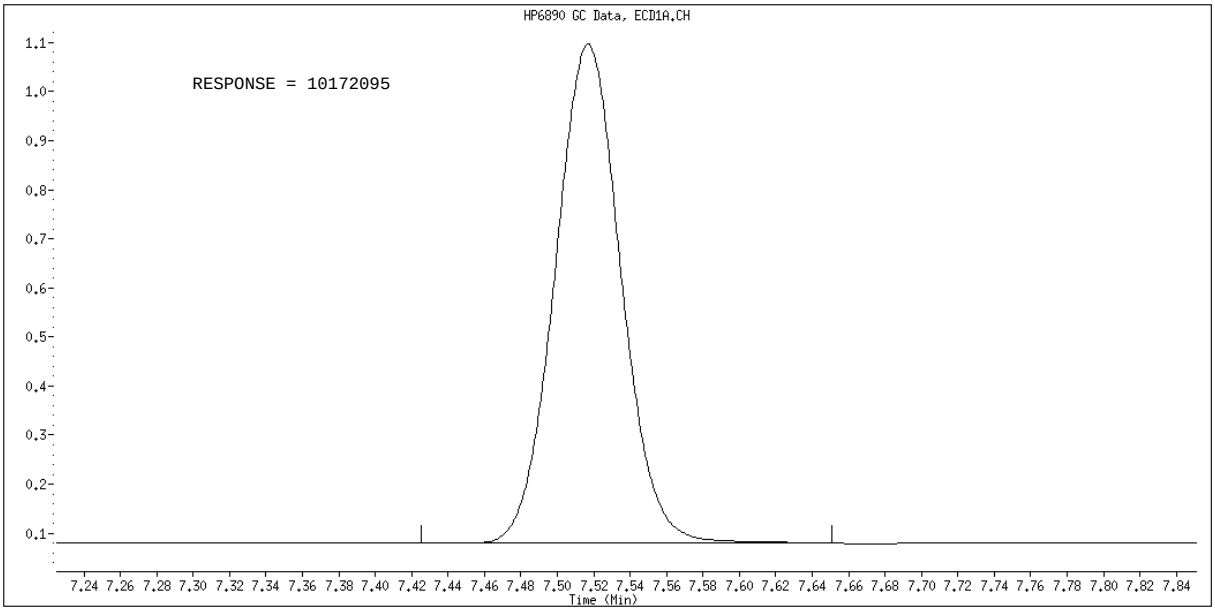

Manual Integration

Manually Integrated By: vandorenc
Manual Integration Reason: Baseline Event

TestAmerica North Canton

RECOVERY REPORT

Client Name:
Client SDG: SDGa00711
Sample Matrix: LIQUID
Fraction: Pesticides
Lab Smp Id: MRL
Level: LOW
Operator: 093905
Data Type: GC MULTI COMP
SampleType: MRL
SpikeList File: MRL.spk
Quant Type: ESTD
Sublist File: mrl.sub
Method File: \\cansvr11\dd\chem\GCS\a2hp3.i\100308-1.b\PEST3.m
Misc Info:

SPIKE COMPOUND	AMOUNT ADDED ng	AMOUNT RECOVERED ng	% RECOVERED	LIMITS
4 alpha-BHC	0.005000	0.005395	107.90	70-130
5 gamma-BHC (Lindane	0.005000	0.005355	107.11	70-130
6 beta-BHC	0.005000	0.005516	110.32	70-130
7 delta-BHC	0.005000	0.005505	110.10	70-130
9 Heptachlor	0.005000	0.005026	100.53	70-130
10 Aldrin	0.005000	0.005548	110.97	70-130
12 Heptachlor epoxide	0.005000	0.005833	116.67	70-130
13 gamma-Chlordane	0.005000	0.005465	109.30	70-130
14 alpha-Chlordane	0.005000	0.005569	111.38	70-130
15 Endosulfan I	0.005000	0.005830	116.61	70-130
16 4,4'-DDE	0.005000	0.005518	110.36	70-130
17 Dieldrin	0.005000	0.005707	114.14	70-130
20 Endrin	0.005000	0.005726	114.51	70-130
22 4,4'-DDD	0.005000	0.005682	113.63	70-130
23 Endosulfan II	0.005000	0.005903	118.07	70-130
24 4,4'-DDT	0.005000	0.005083	101.66	70-130
26 Endrin aldehyde	0.005000	0.006008	120.15	70-130
27 Methoxychlor	0.005000	0.005831	116.61	70-130
28 Endosulfan sulfate	0.005000	0.005970	119.39	70-130
29 Endrin ketone	0.005000	0.005830	116.60	70-130

TestAmerica North Canton

PESTICIDE 8081/608

Data file : \\cansvr11\dd\chem\GCS\a2hp3.i\100308-1.b\025F2501.D
Lab Smp Id: MRL
Inj Date : 08-MAR-2010 20:50
Operator : 093905   Inst ID: a2hp3.i
Smp Info : MRL
Misc Info :
Comment   :
Method   : \\cansvr11\dd\chem\GCS\a2hp3.i\100308-1.b\PEST3.m
Meth Date : 09-Mar-2010 07:17 vandorenc Quant Type: ESTD
Cal Date : 12-FEB-2010 20:43   Cal File: 015F1501.D
Als bottle: 25   QC Sample: MRL
Dil Factor: 1.00000
Integrator: Falcon   Compound Sublist: mrl.sub
Target Version: 4.14   Sample Matrix: WATER
Processing Host: CANPGCSV23

Concentration Formula: Amt * DF * Vt/Vo/Vi * CpndVariable

Name	Value	Description
DF	1.000	Dilution Factor
Vt	1.000	Volume of final extract (uL)
Vo	1.000	Volume of sample extracted (mL)
Vi	1.000	Volume injected
Cpnd Variable		Local Compound Variable

				CONCENTRATIONS ON-COL (ng)	FINAL (ug/L)	TARGET RANGE	RATIO
4 alpha-BHC						CAS #: 319-84-6	
5.796	5.796	0.000	3420416	0.00539	0.005395		
5 gamma-BHC (Lindane)						CAS #: 58-89-9	
6.301	6.301	0.000	3037246	0.00536	0.005355		
6 beta-BHC						CAS #: 319-85-7	
6.473	6.473	0.000	1222214	0.00552	0.005516		
7 delta-BHC						CAS #: 319-86-8	
6.712	6.712	0.000	5819124	0.00550	0.005505		
9 Heptachlor						CAS #: 76-44-8	
7.025	7.024	0.001	5492758	0.00503	0.005026		
10 Aldrin						CAS #: 309-00-2	
7.516	7.516	0.000	2215965	0.00555	0.005548		

```
--------------------------------------------------------------------------------
   12 Heptachlor epoxide                          CAS #: 1024-57-3
8.851    8.849    0.002         5435728 0.00583  0.005833
--------------------------------------------------------------------------------
```

RT	EXP RT	DLT RT	RESPONSE	CONCENTRATIONS ON-COL (ng)	CONCENTRATIONS FINAL (ug/L)	TARGET RANGE	RATIO
13 gamma-Chlordane					CAS #: 5103-74-2		
9.128	9.127	0.001	1729574	0.00546	0.005465		
14 alpha-Chlordane					CAS #: 5103-71-9		
9.406	9.406	0.000	1800085	0.00557	0.005569		
15 Endosulfan I					CAS #: 959-98-8		
9.621	9.620	0.001	4795544	0.00583	0.005830		
16 4,4'-DDE					CAS #: 72-55-9		
9.707	9.708	-0.001	4955278	0.00552	0.005518		
17 Dieldrin					CAS #: 60-57-1		
10.058	10.056	0.002	2003119	0.00571	0.005707		
20 Endrin					CAS #: 72-20-8		
10.407	10.408	-0.001	4418714	0.00573	0.005726		
22 4,4'-DDD					CAS #: 72-54-8		
10.676	10.675	0.001	3489202	0.00568	0.005682		
23 Endosulfan II					CAS #: 33213-65-9		
10.751	10.750	0.001	1791468	0.00590	0.005903		
24 4,4'-DDT					CAS #: 50-29-3		
11.067	11.067	0.000	3119578	0.00508	0.005083		
26 Endrin aldehyde					CAS #: 7421-93-4		
11.356	11.355	0.001	3078002	0.00601	0.006008		
27 Methoxychlor					CAS #: 72-43-5		
11.777	11.776	0.001	1500282	0.00583	0.005831		
28 Endosulfan sulfate					CAS #: 1031-07-8		
11.907	11.906	0.001	1684693	0.00597	0.005970		
29 Endrin ketone					CAS #: 53494-70-5		
12.218	12.217	0.001	3580599	0.00583	0.005830		

Data File: \\cansvr11\dd\chem\GCS\a2hp3.i\100308-1.b\025F2501.D

Date : 08-MAR-2010 20:50

Client ID:

Instrument: a2hp3.i

Sample Info: MRL

Volume Injected (uL): 1.0

Operator: 093905

Column phase: clp pesticides

Column diameter: 0.53

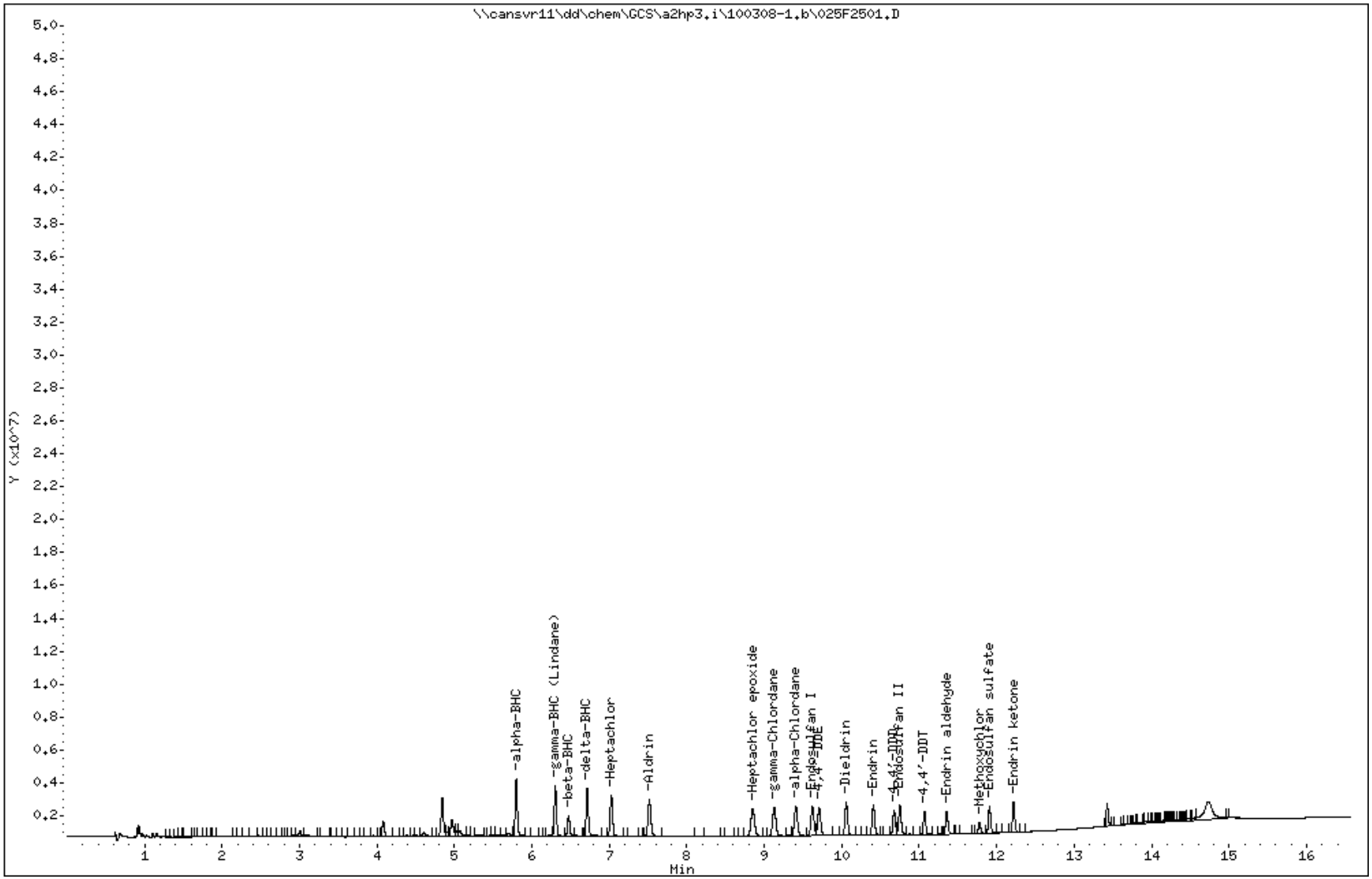

TestAmerica North Canton

CONTINUING CALIBRATION COMPOUNDS

Instrument ID: a2hp3.i Injection Date: 09-MAR-2010 01:09
Lab File ID: 035F3501.D Init. Cal. Date(s): 11-FEB-2010 08-MAR-2010
Analysis Type: Init. Cal. Times: 09:19 15:39
Lab Sample ID: TOX3 G268 Quant Type: ESTD
Method: \\cansvr11\dd\chem\GCS\a2hp3.i\100308-1.b\PEST3.m

COMPOUND	RRF / AMOUNT	RF0.025	CCAL RRF0.025	MIN RRF	%D / %DRIFT	MAX %D / %DRIFT	CURVE TYPE	
19 Toxaphene(1)	11050715	10717504	10717504	0.010	3.01529	15.00000	Averaged	
(2)	10545417	9415363	9415363	0.010	10.71606	15.00000	Averaged	
(3)	12788067	11406172	11406172	0.010	10.80613	15.00000	Averaged	
(4)	12017329	10396414	10396414	0.010	13.48814	15.00000	Averaged	
(5)	6326246	5367252	5367252	0.010	15.15898	15.00000	Averaged	<-

Average %D / Drift Results.
Calculated Average %D/Drift = 10.63692
Maximun Average %D/Drift = 15.00000
* Passed Average %D/Drift Test.

TestAmerica North Canton

PESTICIDE 8081/608

Data file : \\cansvr11\dd\chem\GCS\a2hp3.i\100308-1.b\035F3501.D
Lab Smp Id: TOX3 G268
Inj Date : 09-MAR-2010 01:09
Operator : 093905   Inst ID: a2hp3.i
Smp Info : TOX3 G268,,2
Misc Info :
Comment   :
Method   : \\cansvr11\dd\chem\GCS\a2hp3.i\100308-1.b\PEST3.m
Meth Date : 09-Mar-2010 07:19 vandorenc Quant Type: ESTD
Cal Date : 12-FEB-2010 20:43   Cal File: 015F1501.D
Als bottle: 35   Continuing Calibration Sample
Dil Factor: 1.00000
Integrator: Falcon   Compound Sublist: 16-toxaph.sub
Target Version: 4.14   Sample Matrix: None
Processing Host: CANPGCSV23

				AMOUNTS				
				CAL-AMT	ON-COL			
RT	EXP RT	DLT RT	RESPONSE	(ng)	(ng)	TARGET RANGE		RATIO
19 Toxaphene						CAS #: 8001-35-2		
10.850	10.850	0.000	10717504	1.00000	0.9698	80.00- 120.00		100.00(M)
11.197	11.197	0.000	9415363	1.00000	0.8928	114.04- 154.04		87.85
11.762	11.762	0.000	11406172	1.00000	0.8919	115.64- 155.64		106.43
11.843	11.843	0.000	10396414	1.00000	0.8651	52.78- 92.78		97.00
12.072	12.072	0.000	5367252	1.00000	0.8484	69.36- 109.36		50.08
		Average of Peak Amounts =			0.89360			

QC Flag Legend

M - Compound response manually integrated.

Data File: \\cansvr11\dd\chem\GCS\a2hp3.i\100308-1.b\035F3501.D

Date : 09-MAR-2010 01:09

Client ID:

Instrument: a2hp3.i

Sample Info: TOX3 G268,,2

Operator: 093905

Column phase: clp pesticides

Column diameter: 0.53

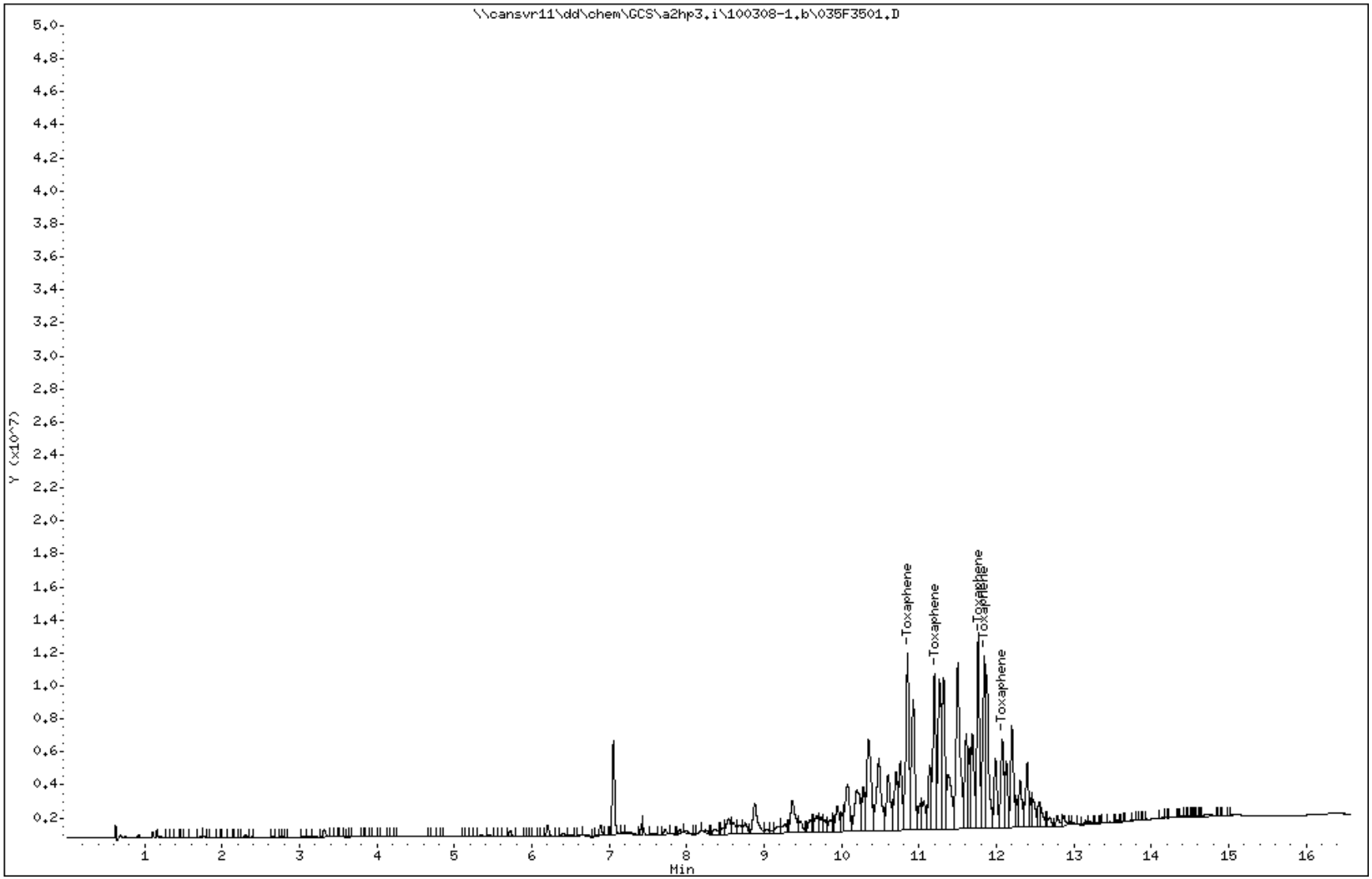

COMPOUNDS and EXP. RT REPORT

Operator: 093905 Date Acquired: 09-MAR-2010 01:09
Data File: \\cansvr11\dd\chem\GCS\a2hp3.i\100308-1.b\035F3501.D
Lab Sample ID: TOX3 G268
Misc. Info:
Instrument: a2hp3.i
Method: \\cansvr11\dd\chem\GCS\a2hp3.i\100308-1.b\PEST3.m
Dilution Factor: 1

Compound	RT	Area	Amount	Conc
19) Toxaphene	10.850	30078246	0.970	0.970

Data File Name: 035F3501.D
Inj. Date and Time: 09-MAR-2010 01:09
Instrument ID: a2hp3.i
Client ID:
Compound Name: Toxaphene
CAS #: 8001-35-2
Report Date: 03/09/2010

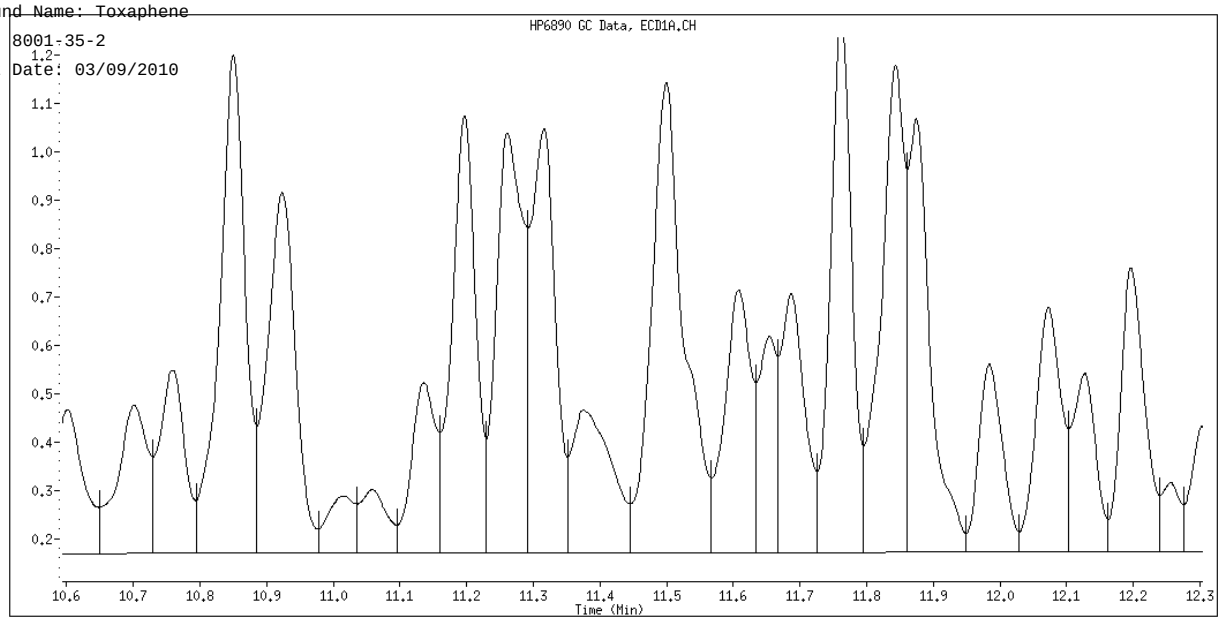

Original Integration

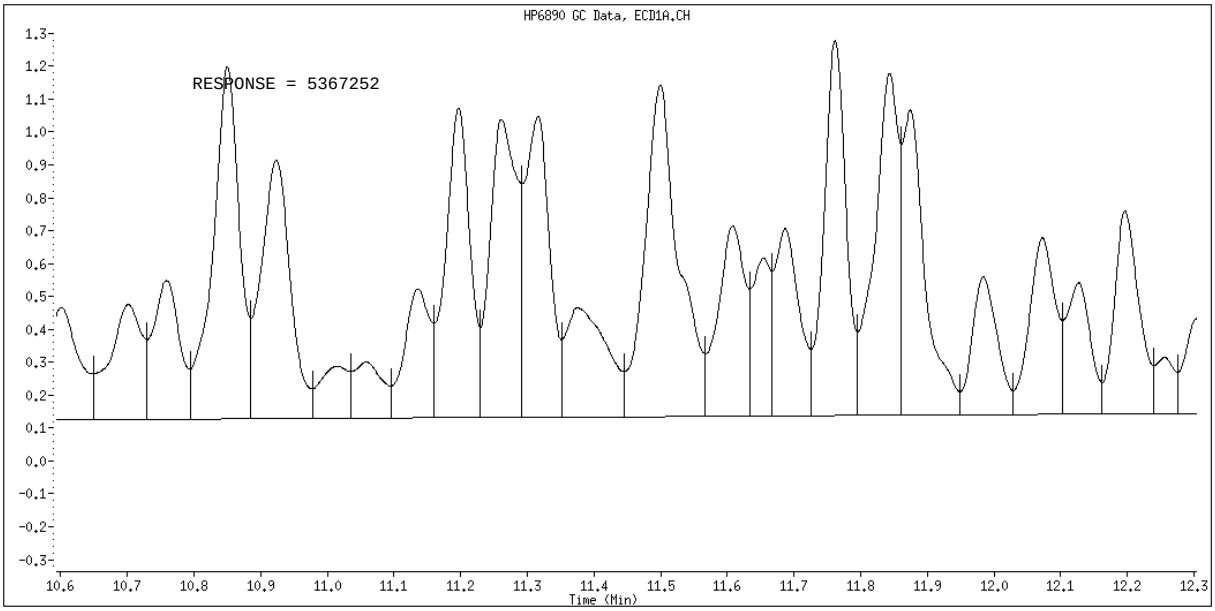

Manual Integration

Manually Integrated By: vandorenc
Manual Integration Reason: Baseline Event

TestAmerica North Canton

CONTINUING CALIBRATION COMPOUNDS

Instrument ID: a2hp3.i Injection Date: 09-MAR-2010 01:58
Lab File ID: 037F3701.D Init. Cal. Date(s): 11-FEB-2010 08-MAR-2010
Analysis Type: Init. Cal. Times: 09:19 15:39
Lab Sample ID: AB3 G252 Quant Type: ESTD
Method: \\cansvr11\dd\chem\GCS\a2hp3.i\100308-1.b\PEST3.m

COMPOUND	RRF / AMOUNT	RF0.025	CCAL RRF0.025	MIN RRF	%D / %DRIFT	MAX %D / %DRIFT	CURVE TYPE
$ 1 Tetrachloro-m-xylene	384629701	413891680	413891680	0.000	-7.60783	15.00000	Averaged
4 alpha-BHC	634025555	681959360	681959360	0.010	-7.56023	15.00000	Averaged
5 gamma-BHC (Lindane)	567138418	609788600	609788600	0.010	-7.52024	15.00000	Averaged
6 beta-BHC	221584996	224621480	224621480	0.010	-1.37035	15.00000	Averaged
7 delta-BHC	1.057e+09	1.139e+09	1.139e+09	0.010	-7.77134	15.00000	Averaged
9 Heptachlor	1.093e+09	1.123e+09	1.123e+09	0.010	-2.77300	15.00000	Averaged
10 Aldrin	399394664	423398240	423398240	0.010	-6.00999	15.00000	Averaged
12 Heptachlor epoxide	931835754	998999040	998999040	0.010	-7.20763	15.00000	Averaged
13 gamma-Chlordane	316493599	333252440	333252440	0.010	-5.29516	15.00000	Averaged
14 alpha-Chlordane	323247083	340960440	340960440	0.010	-5.47982	15.00000	Averaged
16 4,4'-DDE	898056364	952477120	952477120	0.010	-6.05984	15.00000	Averaged
15 Endosulfan I	822504312	885097040	885097040	0.010	-7.61002	15.00000	Averaged
17 Dieldrin	350990657	383538080	383538080	0.010	-9.27302	15.00000	Averaged
20 Endrin	771738484	834519240	834519240	0.010	-8.13498	15.00000	Averaged
22 4,4'-DDD	614122348	703840720	703840720	0.010	-14.60920	15.00000	Averaged
23 Endosulfan II	303461172	335701040	335701040	0.010	-10.62405	15.00000	Averaged
24 4,4'-DDT	613713821	573170640	573170640	0.010	6.60620	15.00000	Averaged
26 Endrin aldehyde	512352748	552043560	552043560	0.010	-7.74677	15.00000	Averaged
27 Methoxychlor	257311429	256553160	256553160	0.010	0.29469	15.00000	Averaged
28 Endosulfan sulfate	282209341	306864800	306864800	0.010	-8.73659	15.00000	Averaged
29 Endrin ketone	614171466	662640720	662640720	0.010	-7.89181	15.00000	Averaged
$ 30 Decachlorobiphenyl	238443684	266715960	266715960	0.010	-11.85700	15.00000	Averaged

Average %D / Drift Results.

Calculated Average %D/Drift = 7.18363
Maximun Average %D/Drift = 15.00000
* Passed Average %D/Drift Test.

TestAmerica North Canton

PESTICIDE 8081/608

Data file : \\cansvr11\dd\chem\GCS\a2hp3.i\100308-1.b\037F3701.D
Lab Smp Id: AB3 G252
Inj Date : 09-MAR-2010 01:58
Operator : 093905   Inst ID: a2hp3.i
Smp Info : AB3 G252,,2
Misc Info :
Comment   :
Method   : \\cansvr11\dd\chem\GCS\a2hp3.i\100308-1.b\PEST3.m
Meth Date : 09-Mar-2010 07:19 vandorenc Quant Type: ESTD
Cal Date : 12-FEB-2010 20:43   Cal File: 015F1501.D
Als bottle: 37   Continuing Calibration Sample
Dil Factor: 1.00000
Integrator: Falcon   Compound Sublist: 1-ab.sub
Target Version: 4.14   Sample Matrix: None
Processing Host: CANPGCSV23

RT	EXP RT	DLT RT	RESPONSE	AMOUNTS CAL-AMT (ng)	ON-COL (ng)	TARGET RANGE	RATIO
$ 1 Tetrachloro-m-xylene						CAS #: 877-09-8	
4.841	4.841	0.000	10347292	0.02500	0.02690		
4 alpha-BHC						CAS #: 319-84-6	
5.796	5.796	0.000	17048984	0.02500	0.02689		
5 gamma-BHC (Lindane)						CAS #: 58-89-9	
6.301	6.301	0.000	15244715	0.02500	0.02688		
6 beta-BHC						CAS #: 319-85-7	
6.473	6.473	0.000	5615537	0.02500	0.02534		
7 delta-BHC						CAS #: 319-86-8	
6.713	6.713	0.000	28480686	0.02500	0.02694		
9 Heptachlor						CAS #: 76-44-8	
7.025	7.025	0.000	28077862	0.02500	0.02569		
10 Aldrin						CAS #: 309-00-2	
7.516	7.516	0.000	10584956	0.02500	0.02650		
12 Heptachlor epoxide						CAS #: 1024-57-3	
8.850	8.850	0.000	24974976	0.02500	0.02680		
13 gamma-Chlordane						CAS #: 5103-74-2	
9.127	9.127	0.000	8331311	0.02500	0.02632		
14 alpha-Chlordane						CAS #: 5103-71-9	
9.406	9.406	0.000	8524011	0.02500	0.02637		

```
--------------------------------------------------------------------------------
   16 4,4'-DDE                                    CAS #: 72-55-9
9.707    9.707    0.000        23811928 0.02500  0.02651
--------------------------------------------------------------------------------
```

				AMOUNTS CAL-AMT (ng)	ON-COL (ng)	TARGET RANGE	RATIO
RT	EXP RT	DLT RT	RESPONSE				
15 Endosulfan I						CAS #: 959-98-8	
9.620	9.620	0.000	22127426	0.02500	0.02690		
17 Dieldrin						CAS #: 60-57-1	
10.057	10.057	0.000	9588452	0.02500	0.02732		
20 Endrin						CAS #: 72-20-8	
10.406	10.406	0.000	20862981	0.02500	0.02703		
22 4,4'-DDD						CAS #: 72-54-8	
10.675	10.675	0.000	17596018	0.02500	0.02865		
23 Endosulfan II						CAS #: 33213-65-9	
10.749	10.749	0.000	8392526	0.02500	0.02766		
24 4,4'-DDT						CAS #: 50-29-3	
11.067	11.067	0.000	14329266	0.02500	0.02335		
26 Endrin aldehyde						CAS #: 7421-93-4	
11.353	11.353	0.000	13801089	0.02500	0.02694		
27 Methoxychlor						CAS #: 72-43-5	
11.775	11.775	0.000	6413829	0.02500	0.02493		
28 Endosulfan sulfate						CAS #: 1031-07-8	
11.905	11.905	0.000	7671620	0.02500	0.02718		
29 Endrin ketone						CAS #: 53494-70-5	
12.217	12.217	0.000	16566018	0.02500	0.02697		
$ 30 Decachlorobiphenyl						CAS #: 2051-24-3	
13.425	13.425	0.000	6667899	0.02500	0.02796		

Data File: \\cansvr11\dd\chem\GCS\a2hp3.i\100308-1.b\037F3701.D

Date : 09-MAR-2010 01:58

Client ID:

Instrument: a2hp3.i

Sample Info: AB3 G252,,2

Operator: 093905

Column phase: clp pesticides

Column diameter: 0.53

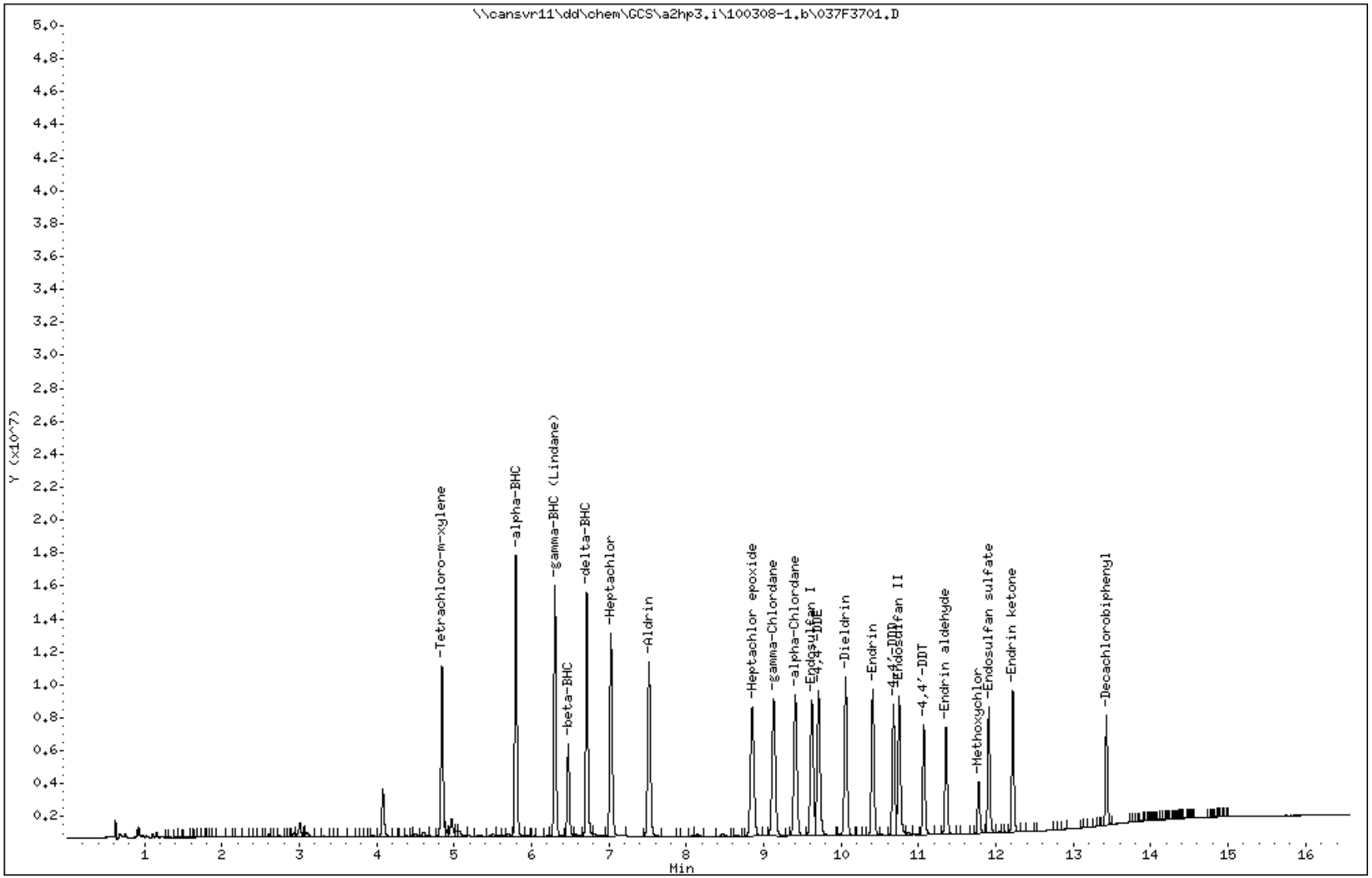

COMPOUNDS and EXP. RT REPORT

Operator: 093905 Date Acquired: 09-MAR-2010 01:58
Data File: //cansvr11/dd/chem/GCS/a2hp3.i/100308-1.b/037F3701.D
Lab Sample ID: AB3 G252
Misc. Info:
Instrument: a2hp3.i
Method: \\cansvr11\dd\chem\GCS\a2hp3.i\100308-1.b\PEST3.m
Dilution Factor: 1

	Compound	RT	Area	Amount	Conc
1)	Tetrachloro-m-xylene	4.842	20190069	0.027	0.027
4)	alpha-BHC	5.797	32247407	0.027	0.027
5)	gamma-BHC (Lindane)	6.302	28718574	0.027	0.027
6)	beta-BHC	6.473	10928341	0.025	0.025
7)	delta-BHC	6.713	28480686	0.027	0.027
9)	Heptachlor	7.025	28077862	0.026	0.026
10)	Aldrin	7.517	27078136	0.027	0.027
12)	Heptachlor epoxide	8.850	24974976	0.027	0.027
13)	gamma-Chlordane	9.128	25331007	0.026	0.026
14)	alpha-Chlordane	9.407	24138941	0.026	0.026
15)	Endosulfan I	9.621	22127426	0.027	0.027
16)	4,4'-DDE	9.708	23811928	0.027	0.027
17)	Dieldrin	10.058	23767505	0.027	0.027
20)	Endrin	10.407	20862981	0.027	0.027
22)	4,4'-DDD	10.675	17596018	0.029	0.029
23)	Endosulfan II	10.749	19667004	0.028	0.028
24)	4,4'-DDT	11.068	14329266	0.023	0.023
26)	Endrin aldehyde	11.353	13801089	0.027	0.027
27)	Methoxychlor	11.776	6413829	0.025	0.025
28)	Endosulfan sulfate	11.906	15328158	0.027	0.027
29)	Endrin ketone	12.218	16566018	0.027	0.027
30)	Decachlorobiphenyl	13.425	12406899	0.028	0.028

TestAmerica North Canton

RECOVERY REPORT

Client Name: Client SDG: SDGa00711
Sample Matrix: LIQUID Fraction: Pesticides
Lab Smp Id: MRL
Level: LOW Operator: 093905
Data Type: GC MULTI COMP SampleType: MRL
SpikeList File: MRL.spk Quant Type: ESTD
Sublist File: mrl.sub
Method File: \\cansvr11\dd\chem\GCS\a2hp3.i\100308-1.b\PEST3.m
Misc Info:

SPIKE COMPOUND	AMOUNT ADDED ng	AMOUNT RECOVERED ng	% RECOVERED	LIMITS
4 alpha-BHC	0.005000	0.005607	112.14	70-130
5 gamma-BHC (Lindane	0.005000	0.005544	110.88	70-130
6 beta-BHC	0.005000	0.005738	114.75	70-130
7 delta-BHC	0.005000	0.005500	109.99	70-130
9 Heptachlor	0.005000	0.005368	107.35	70-130
10 Aldrin	0.005000	0.005669	113.39	70-130
12 Heptachlor epoxide	0.005000	0.005997	119.94	70-130
13 gamma-Chlordane	0.005000	0.005632	112.64	70-130
14 alpha-Chlordane	0.005000	0.005720	114.41	70-130
15 Endosulfan I	0.005000	0.006051	121.02	70-130
16 4,4'-DDE	0.005000	0.005726	114.51	70-130
17 Dieldrin	0.005000	0.005838	116.76	70-130
20 Endrin	0.005000	0.005904	118.08	70-130
22 4,4'-DDD	0.005000	0.006056	121.11	70-130
23 Endosulfan II	0.005000	0.005939	118.78	70-130
24 4,4'-DDT	0.005000	0.004637	92.74	70-130
26 Endrin aldehyde	0.005000	0.005960	119.19	70-130
27 Methoxychlor	0.005000	0.005059	101.17	70-130
28 Endosulfan sulfate	0.005000	0.005927	118.54	70-130
29 Endrin ketone	0.005000	0.005736	114.72	70-130

TestAmerica North Canton

PESTICIDE 8081/608

Data file : \\cansvr11\dd\chem\GCS\a2hp3.i\100308-1.b\038F3801.D
Lab Smp Id: MRL
Inj Date : 09-MAR-2010 02:22
Operator : 093905   Inst ID: a2hp3.i
Smp Info : MRL
Misc Info :
Comment   :
Method   : \\cansvr11\dd\chem\GCS\a2hp3.i\100308-1.b\PEST3.m
Meth Date : 09-Mar-2010 07:19 vandorenc Quant Type: ESTD
Cal Date : 12-FEB-2010 20:43   Cal File: 015F1501.D
Als bottle: 38   QC Sample: MRL
Dil Factor: 1.00000
Integrator: Falcon   Compound Sublist: mrl.sub
Target Version: 4.14   Sample Matrix: WATER
Processing Host: CANPGCSV23

Concentration Formula: Amt * DF * Vt/Vo/Vi * CpndVariable

Name	Value	Description
DF	1.000	Dilution Factor
Vt	1.000	Volume of final extract (uL)
Vo	1.000	Volume of sample extracted (mL)
Vi	1.000	Volume injected
Cpnd Variable		Local Compound Variable

				CONCENTRATIONS ON-COL (ng)	FINAL (ug/L)	TARGET RANGE	RATIO
4 alpha-BHC						CAS #: 319-84-6	
5.796	5.796	0.000	3554944	0.00561	0.005607		
5 gamma-BHC (Lindane)						CAS #: 58-89-9	
6.301	6.301	0.000	3144138	0.00554	0.005544		
6 beta-BHC						CAS #: 319-85-7	
6.472	6.473	-0.001	1271387	0.00574	0.005738		
7 delta-BHC						CAS #: 319-86-8	
6.712	6.713	-0.001	5813444	0.00550	0.005500		
9 Heptachlor						CAS #: 76-44-8	
7.023	7.025	-0.002	5865920	0.00537	0.005368		
10 Aldrin						CAS #: 309-00-2	
7.515	7.516	-0.001	2264345	0.00567	0.005669		

```
--------------------------------------------------------------------------------
   12 Heptachlor epoxide                          CAS #: 1024-57-3
8.849    8.850   -0.001         5588292 0.00600  0.005997
--------------------------------------------------------------------------------
```

RT	EXP RT	DLT RT	RESPONSE	CONCENTRATIONS ON-COL (ng)	CONCENTRATIONS FINAL (ug/L)	TARGET RANGE	RATIO
13 gamma-Chlordane					CAS #: 5103-74-2		
9.127	9.127	0.000	1782431	0.00563	0.005632		
14 alpha-Chlordane					CAS #: 5103-71-9		
9.406	9.406	0.000	1849135	0.00572	0.005720		
15 Endosulfan I					CAS #: 959-98-8		
9.618	9.620	-0.002	4976933	0.00605	0.006051		
16 4,4'-DDE					CAS #: 72-55-9		
9.706	9.707	-0.001	5142029	0.00573	0.005726		
17 Dieldrin					CAS #: 60-57-1		
10.056	10.057	-0.001	2049041	0.00584	0.005838		
20 Endrin					CAS #: 72-20-8		
10.406	10.406	0.000	4556532	0.00590	0.005904		
22 4,4'-DDD					CAS #: 72-54-8		
10.674	10.675	-0.001	3718971	0.00606	0.006056		
23 Endosulfan II					CAS #: 33213-65-9		
10.748	10.749	-0.001	1802222	0.00594	0.005939		
24 4,4'-DDT					CAS #: 50-29-3		
11.066	11.067	-0.001	2845723	0.00464	0.004637		
26 Endrin aldehyde					CAS #: 7421-93-4		
11.354	11.353	0.001	3053458	0.00596	0.005960		
27 Methoxychlor					CAS #: 72-43-5		
11.776	11.775	0.001	1301661	0.00506	0.005059		
28 Endosulfan sulfate					CAS #: 1031-07-8		
11.906	11.905	0.001	1672676	0.00593	0.005927		
29 Endrin ketone					CAS #: 53494-70-5		
12.217	12.217	0.000	3522856	0.00574	0.005736		

Data File: \\cansvr11\dd\chem\GCS\a2hp3.i\100308-1.b\038F3801.D

Date : 09-MAR-2010 02:22

Client ID:

Instrument: a2hp3.i

Sample Info: MRL

Volume Injected (uL): 1.0

Operator: 093905

Column phase: clp pesticides

Column diameter: 0.53

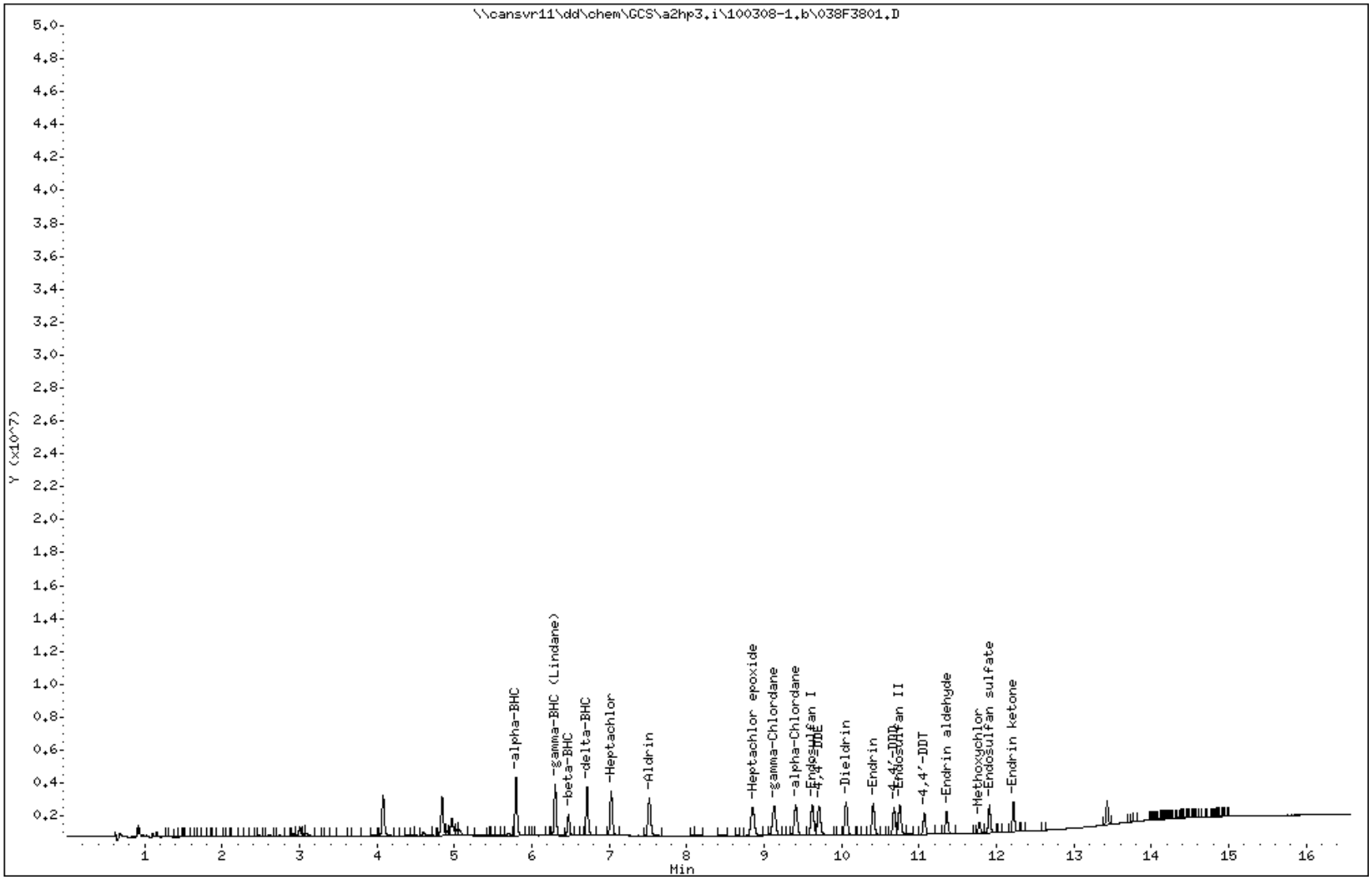

Data File: \\cansvr11\dd\chem\GCS\a2hp3.i\100308-1.b/054F5401.D
Report Date: 03/09/2010

EVALB Degradation Report

Instrument ID: a2hp3.i Injection Date: 09-MAR-2010 09:08
Lab File ID: 054F5401.D Lab Sample ID: PEM E006
Analysis Type: NONE Method File: \\cansvr11\dd\chem\GCS\a2hp3.i\100308-1.b\PES

4,4'-DDT Degradation

RT	Area	Compound
11.067	48448708	4,4'-DDT
9.7066	1342116	4,4'-DDE
10.675	5109153	4,4'-DDD

Percent Degradation of 4,4'-DDT: 11.75

Endrin Degradation

RT	Area	Compound
10.406	35516012	Endrin
11.354	1279913	Endrin aldehyde
12.217	2096296	Endrin ketone

Percent Degradation of Endrin: 8.68

TestAmerica North Canton

PESTICIDE 8081/608

Data file : \\cansvr11\dd\chem\GCS\a2hp3.i\100308-1.b\054F5401.D
Lab Smp Id: PEM E006
Inj Date : 09-MAR-2010 09:08
Operator : 093905   Inst ID: a2hp3.i
Smp Info : PEM E006
Misc Info :
Comment   :
Method   : \\cansvr11\dd\chem\GCS\a2hp3.i\100308-1.b\PEST3.m
Meth Date : 09-Mar-2010 09:35 vandorenc Quant Type: ESTD
Cal Date : 12-FEB-2010 20:43   Cal File: 015F1501.D
Als bottle: 54   QC Sample: PEM
Dil Factor: 1.00000
Integrator: Falcon   Compound Sublist: 12-pem.sub
Target Version: 4.14   Sample Matrix: None
Processing Host: CANPGCSV23

				CONCENTRATIONS ON-COL	CONCENTRATIONS FINAL		
RT	EXP RT	DLT RT	RESPONSE	(ng)	(ng)	TARGET RANGE	RATIO
4 alpha-BHC						CAS #: 319-84-6	
5.796	5.788	0.008	6375858	0.01006	0.01006		
5 gamma-BHC (Lindane)						CAS #: 58-89-9	
6.302	6.293	0.009	5738833	0.01012	0.01012		
6 beta-BHC						CAS #: 319-85-7	
6.472	6.465	0.007	2256874	0.01019	0.01018		
16 4,4'-DDE						CAS #: 72-55-9	
9.706	9.697	0.009	1342116	0.00149	0.001494		
20 Endrin						CAS #: 72-20-8	
10.405	10.398	0.007	35516012	0.04602	0.04602		
22 4,4'-DDD						CAS #: 72-54-8	
10.674	10.664	0.010	5109153	0.00832	0.008319		
23 Endosulfan II						CAS #: 33213-65-9	

Peaks not detected for Quant. or Qual. signal(s).

24 4,4'-DDT						CAS #: 50-29-3	
11.066	11.058	0.008	48448708	0.07894	0.07894		
26 Endrin aldehyde						CAS #: 7421-93-4	
11.354	11.345	0.009	1279913	0.00250	0.002498		

```
   27 Methoxychlor                                CAS #: 72-43-5
11.773  11.767    0.006        49104411 0.19084   0.1908
--------------------------------------------------------------------------------
   28 Endosulfan sulfate                          CAS #: 1031-07-8
11.905  11.898    0.007          108810  4e-004  0.0003856
--------------------------------------------------------------------------------
```

RT	EXP RT	DLT RT	RESPONSE	CONCENTRATIONS ON-COL (ng)	CONCENTRATIONS FINAL (ng)	TARGET RANGE	RATIO
29 Endrin ketone					CAS #: 53494-70-5		
12.216	12.210	0.006	2096296	0.00341	0.003413		

Data File: \\cansvr11\dd\chem\GCS\a2hp3.i\100308-1.b\054F5401.D

Date : 09-MAR-2010 09:08

Client ID:

Instrument: a2hp3.i

Sample Info: PEM E006

Operator: 093905

Column phase: clp pesticides

Column diameter: 0.53

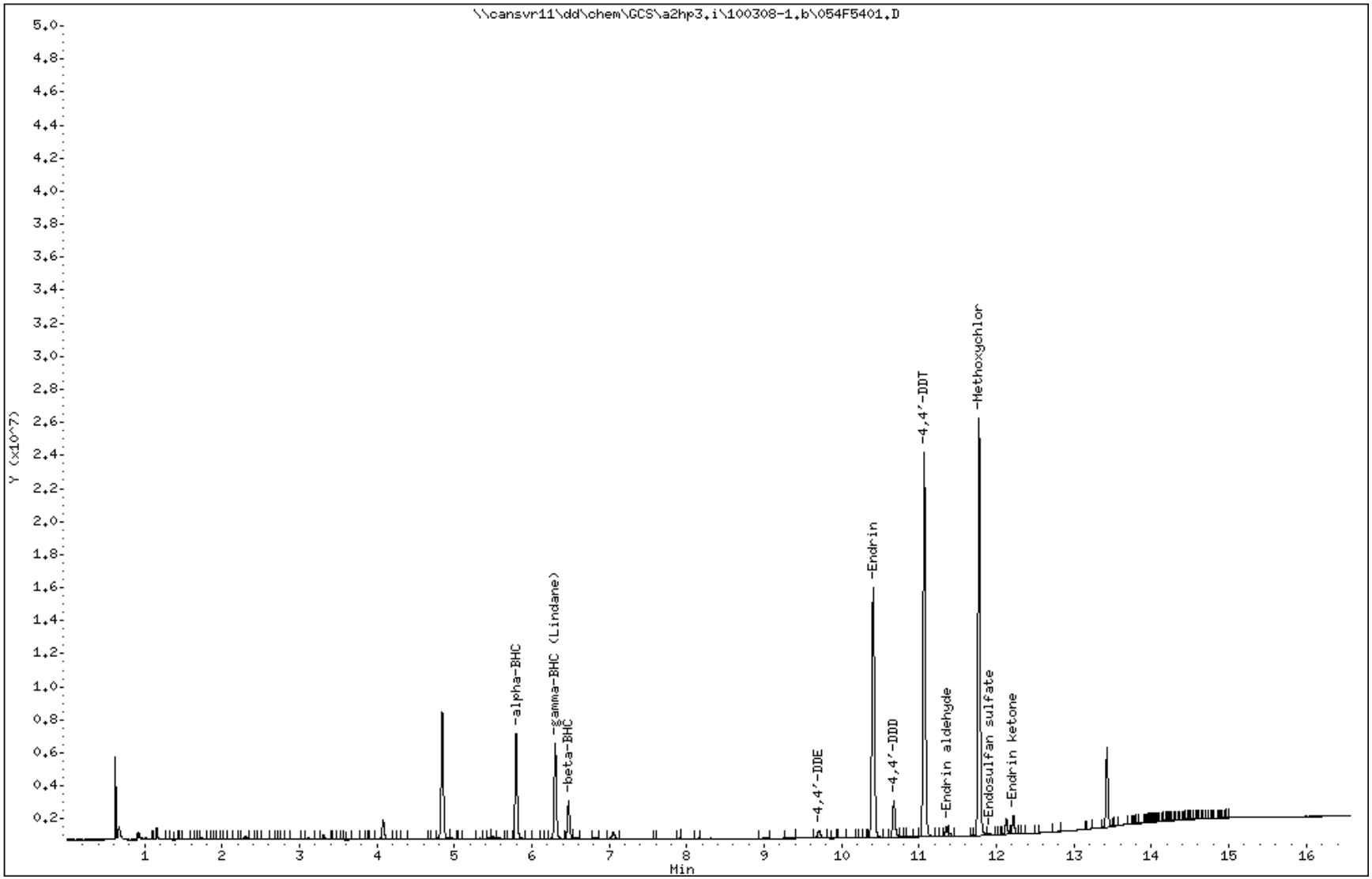

COMPOUNDS and EXP. RT REPORT

Operator: 093905 Date Acquired: 09-MAR-2010 09:08
Data File: //cansvr11/dd/chem/GCS/a2hp3.i/100308-1.b/054F5401.D
Lab Sample ID: PEM E006
Misc. Info:
Instrument: a2hp3.i
Method: \\cansvr11\dd\chem\GCS\a2hp3.i\100308-1.b\PEST3.m
Dilution Factor: 1

	Compound	RT	Area	Amount	Conc
1)	Tetrachloro-m-xylene	4.842	14825048	0.020	0.020
3)	Hexachlorobenzene	5.576	91832	0.000	0.000
2)	Diallate	NOT DETECTED	Expected RT = 5.698		
4)	alpha-BHC	5.797	12177042	0.010	0.010
5)	gamma-BHC (Lindane)	6.302	10908437	0.010	0.010
6)	beta-BHC	6.472	4404561	0.010	0.010
7)	delta-BHC	NOT DETECTED	Expected RT = 6.705		
8)	Tech Chlordane	NOT DETECTED	Expected RT = 6.899		
9)	Heptachlor	NOT DETECTED	Expected RT = 7.016		
10)	Aldrin	NOT DETECTED	Expected RT = 7.506		
11)	Isodrin	8.138	18848	0.000	0.000
12)	Heptachlor epoxide	NOT DETECTED	Expected RT = 8.837		
13)	gamma-Chlordane	NOT DETECTED	Expected RT = 9.115		
14)	alpha-Chlordane	NOT DETECTED	Expected RT = 9.397		
15)	Endosulfan I	NOT DETECTED	Expected RT = 9.610		
16)	4,4'-DDE	9.707	1342116	0.001	0.001
17)	Dieldrin	NOT DETECTED	Expected RT = 10.047		
20)	Endrin	10.406	35516012	0.046	0.046
21)	Kepone	NOT DETECTED	Expected RT = 10.467		
22)	4,4'-DDD	10.675	5109153	0.008	0.008
23)	Endosulfan II	NOT DETECTED	Expected RT = 10.740		
18)	Chlorobenzilate	10.813	137369	0.000	0.000
19)	Toxaphene	NOT DETECTED	Expected RT = 10.850		
24)	4,4'-DDT	11.067	48448708	0.079	0.079
26)	Endrin aldehyde	11.354	1279913	0.002	0.002
25)	Mirex	NOT DETECTED	Expected RT = 11.684		
27)	Methoxychlor	11.773	49104411	0.191	0.191
28)	Endosulfan sulfate	11.906	268358	0.000	0.000
29)	Endrin ketone	12.217	2096296	0.003	0.003
30)	Decachlorobiphenyl	13.425	8804908	0.020	0.020

TestAmerica North Canton

CONTINUING CALIBRATION COMPOUNDS

Instrument ID: a2hp3.i Injection Date: 08-MAR-2010 12:20
Lab File ID: 005F0501.D Init. Cal. Date(s): 11-FEB-2010 08-MAR-2010
Analysis Type: Init. Cal. Times: 09:19 15:39
Lab Sample ID: TOX3 G268 Quant Type: ESTD
Method: \\cansvr11\dd\chem\GCS\a2hp3.i\100308-1.b\PEST3.m\pest3r.m

COMPOUND	RRF / AMOUNT	RF0.025	CCAL RRF0.025	MIN RRF	%D / %DRIFT	MAX %D / %DRIFT	CURVE TYPE
19 Toxaphene(1)	1831719	2006581	2006581	0.010	-9.54634	15.00000	Averaged
(2)	836594	937742	937742	0.010	-12.09051	15.00000	Averaged
(3)	1882988	2041208	2041208	0.010	-8.40261	15.00000	Averaged
(4)	1612703	1703789	1703789	0.010	-5.64806	15.00000	Averaged
(5)	779622	800077	800077	0.010	-2.62367	15.00000	Averaged

Average %D / Drift Results.

Calculated Average %D/Drift = 7.66224
Maximun Average %D/Drift = 15.00000
* Passed Average %D/Drift Test.

TestAmerica North Canton

PESTICIDES 8081/608

Data file : \\cansvr11\dd\chem\GCS\a2hp3.i\100308-1.b\100308-1.b\005F0501.D
Lab Smp Id: TOX3 G268
Inj Date : 08-MAR-2010 12:20
Operator : 093905 Inst ID: a2hp3.i
Smp Info : TOX3 G268,,2
Misc Info : 16-TOXAPH.SUB
Comment :
Method : \\cansvr11\dd\chem\GCS\a2hp3.i\100308-1.b\PEST3.m\pest3r.m
Meth Date : 09-Mar-2010 07:34 vandorenc Quant Type: ESTD
Cal Date : 08-MAR-2010 15:39 Cal File: 013F1301.D
Als bottle: 5 Continuing Calibration Sample
Dil Factor: 1.00000
Integrator: Falcon Compound Sublist: 16-TOXAPH.SUB
Target Version: 4.14 Sample Matrix: None
Processing Host: CANPGCSV23

				AMOUNTS			
				CAL-AMT	ON-COL		
RT	EXP RT	DLT RT	RESPONSE	(ng)	(ng)	TARGET RANGE	RATIO
19 Toxaphene					CAS #: 8001-35-2		
12.013	12.013	0.000	2006581	1.00000	1.095	80.00- 120.00	100.00
12.102	12.102	0.000	937742	1.00000	1.121	114.04- 154.04	46.73
12.336	12.336	0.000	2041208	1.00000	1.084	115.64- 155.64	101.73
12.913	12.913	0.000	1703789	1.00000	1.056	52.78- 92.78	84.91
13.201	13.201	0.000	800077	1.00000	1.026	69.36- 109.36	39.87
		Average of Peak Amounts =			1.07640		

Data File: \\cansvr11\dd\chem\GCS\a2hp3.i\100308-1.b\100308-1.b\005F0501.D

Date : 08-MAR-2010 12:20

Client ID:

Instrument: a2hp3.i

Sample Info: TOX3 G268,,2

Operator: 093905

Column phase: clp pesticides II

Column diameter: 0.53

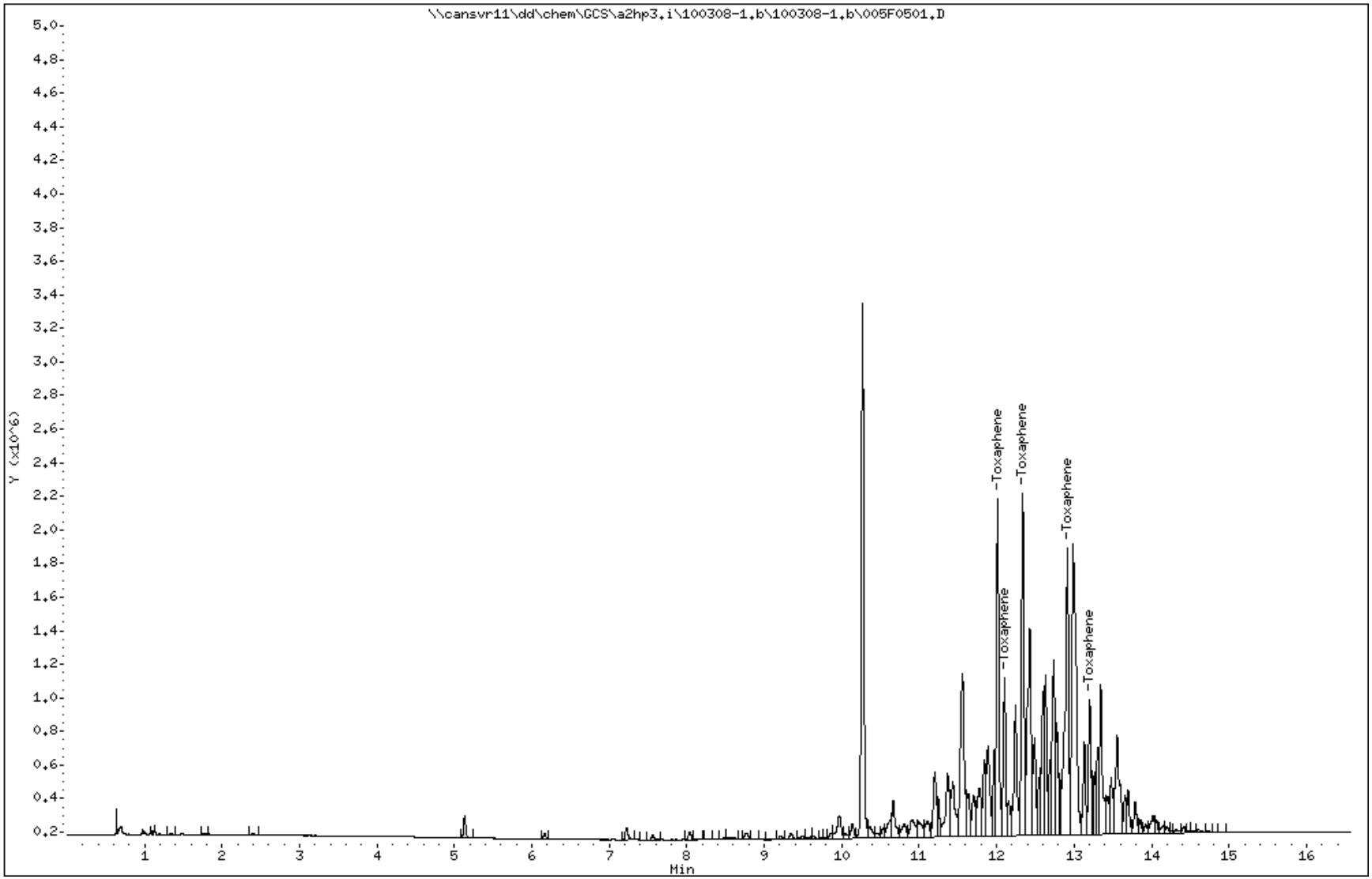

COMPOUNDS and EXP. RT REPORT

Operator: 093905 Date Acquired: 08-MAR-2010 12:20
Data File: //cansvr11/dd/chem/GCS/a2hp3.i/100308-1.b/100308-1.b/005F0501.D
Lab Sample ID: TOX3 G268
Misc. Info: 16-TOXAPH.SUB
Instrument: a2hp3.i
Method: \\cansvr11\dd\chem\GCS\a2hp3.i\100308-1.b\PEST3.m\pest3r.m
Dilution Factor: 1

Compound	RT	Area	Amount	Conc
19) Toxaphene	12.014	4301749	1.095	1.095

TestAmerica North Canton

RECOVERY REPORT

Client Name: Client SDG: SDGa00711
Sample Matrix: LIQUID Fraction: Pesticides
Lab Smp Id: MRL
Level: LOW Operator: 093905
Data Type: GC MULTI COMP SampleType: MRL
SpikeList File: MRL.spk Quant Type: ESTD
Sublist File: mrl.sub
Method File: \\cansvr11\dd\chem\GCS\a2hp3.i\100308-1.b\PEST3.m\pest3r.m
Misc Info:

SPIKE COMPOUND	AMOUNT ADDED ng	AMOUNT RECOVERED ng	% RECOVERED	LIMITS
4 alpha-BHC	0.005000	0.004173	83.46	70-130
5 gamma-BHC (Lindane	0.005000	0.004267	85.34	70-130
6 beta-BHC	0.005000	0.004978	99.56	70-130
7 delta-BHC	0.005000	0.004218	84.36	70-130
8 Heptachlor	0.005000	0.004726	94.53	70-130
10 Aldrin	0.005000	0.004577	91.54	70-130
12 Heptachlor epoxide	0.005000	0.004674	93.49	70-130
13 gamma-Chlordane	0.005000	0.004516	90.33	70-130
14 alpha-Chlordane	0.005000	0.004739	94.79	70-130
15 Endosulfan I	0.005000	0.004851	97.02	70-130
16 4,4'-DDE	0.005000	0.004648	92.97	70-130
17 Dieldrin	0.005000	0.004792	95.85	70-130
20 Endrin	0.005000	0.004616	92.32	70-130
22 4,4'-DDD	0.005000	0.004325	86.51	70-130
23 Endosulfan II	0.005000	0.004816	96.33	70-130
24 4,4'-DDT	0.005000	0.004584	91.69	70-130
25 Endrin aldehyde	0.005000	0.004982	99.65	70-130
26 Endosulfan sulfate	0.005000	0.004864	97.27	70-130
28 Methoxychlor	0.005000	0.005113	102.27	70-130
29 Endrin ketone	0.005000	0.004863	97.26	70-130

TestAmerica North Canton

PESTICIDES 8081/608

Data file : \\cansvr11\dd\chem\GCS\a2hp3.i\100308-1.b\100308-1.b\015F1501.D
Lab Smp Id: MRL
Inj Date : 08-MAR-2010 16:29
Operator : 093905 Inst ID: a2hp3.i
Smp Info : MRL
Misc Info :
Comment :
Method : \\cansvr11\dd\chem\GCS\a2hp3.i\100308-1.b\PEST3.m\pest3r.m
Meth Date : 09-Mar-2010 07:52 vandorenc Quant Type: ESTD
Cal Date : 08-MAR-2010 15:39 Cal File: 013F1301.D
Als bottle: 15 QC Sample: MRL
Dil Factor: 1.00000
Integrator: Falcon Compound Sublist: mrl.sub
Target Version: 4.14 Sample Matrix: WATER
Processing Host: CANPGCSV23

Concentration Formula: Amt * DF * Vt/Vo/Vi * CpndVariable

Name	Value	Description
DF	1.000	Dilution Factor
Vt	1.000	Volume of final extract (uL)
Vo	1.000	Volume of sample extracted (mL)
Vi	1.000	Volume injected
Cpnd Variable		Local Compound Variable

RT	EXP RT	DLT RT	RESPONSE	CONCENTRATIONS ON-COL (ng)	CONCENTRATIONS FINAL (ug/L)	TARGET RANGE	RATIO
4 alpha-BHC					CAS #: 319-84-6		
6.772	6.772	0.000	374881	0.00417	0.004173		
5 gamma-BHC (Lindane)					CAS #: 58-89-9		
7.408	7.408	0.000	288319	0.00427	0.004267		
6 beta-BHC					CAS #: 319-85-7		
7.621	7.620	0.001	124394	0.00498	0.004978		
7 delta-BHC					CAS #: 319-86-8		
8.237	8.236	0.001	563459	0.00422	0.004218		
8 Heptachlor					CAS #: 76-44-8		
8.313	8.313	0.000	664125	0.00473	0.004726		
10 Aldrin					CAS #: 309-00-2		
9.063	9.060	0.003	596459	0.00458	0.004577		

```
--------------------------------------------------------------------------------
   12 Heptachlor epoxide                          CAS #: 1024-57-3
10.221  10.221    0.000          240082 0.00467  0.004674
--------------------------------------------------------------------------------
```

RT	EXP RT	DLT RT	RESPONSE	CONCENTRATIONS ON-COL (ng)	CONCENTRATIONS FINAL (ug/L)	TARGET RANGE	RATIO
13 gamma-Chlordane					CAS #: 5103-74-2		
10.535	10.535	0.000	241311	0.00452	0.004516		
14 alpha-Chlordane					CAS #: 5103-71-9		
10.768	10.767	0.001	254155	0.00474	0.004739		
15 Endosulfan I					CAS #: 959-98-8		
10.818	10.819	-0.001	511411	0.00485	0.004851		
16 4,4'-DDE					CAS #: 72-55-9		
11.096	11.096	0.000	453695	0.00465	0.004648		
17 Dieldrin					CAS #: 60-57-1		
11.218	11.219	-0.001	518871	0.00479	0.004792		
20 Endrin					CAS #: 72-20-8		
11.615	11.615	0.000	239729	0.00462	0.004616		
22 4,4'-DDD					CAS #: 72-54-8		
11.861	11.859	0.002	300085	0.00433	0.004325		
23 Endosulfan II					CAS #: 33213-65-9		
11.900	11.900	0.000	236055	0.00482	0.004816		
24 4,4'-DDT					CAS #: 50-29-3		
12.235	12.234	0.001	328284	0.00458	0.004584		
25 Endrin aldehyde					CAS #: 7421-93-4		
12.328	12.327	0.001	183718	0.00498	0.004982		
26 Endosulfan sulfate					CAS #: 1031-07-8		
12.655	12.654	0.001	209207	0.00486	0.004864		
28 Methoxychlor					CAS #: 72-43-5		
13.043	13.042	0.001	95934	0.00511	0.005113		
29 Endrin ketone					CAS #: 53494-70-5		
13.231	13.230	0.001	246846	0.00486	0.004863		

Data File: \\cansvr11\dd\chem\GCS\a2hp3.i\100308-1.b\100308-1.b\015F1501.D

Date : 08-MAR-2010 16:29

Client ID:

Instrument: a2hp3.i

Sample Info: MRL

Volume Injected (uL): 1.0

Operator: 093905

Column phase: clp pesticides II

Column diameter: 0.53

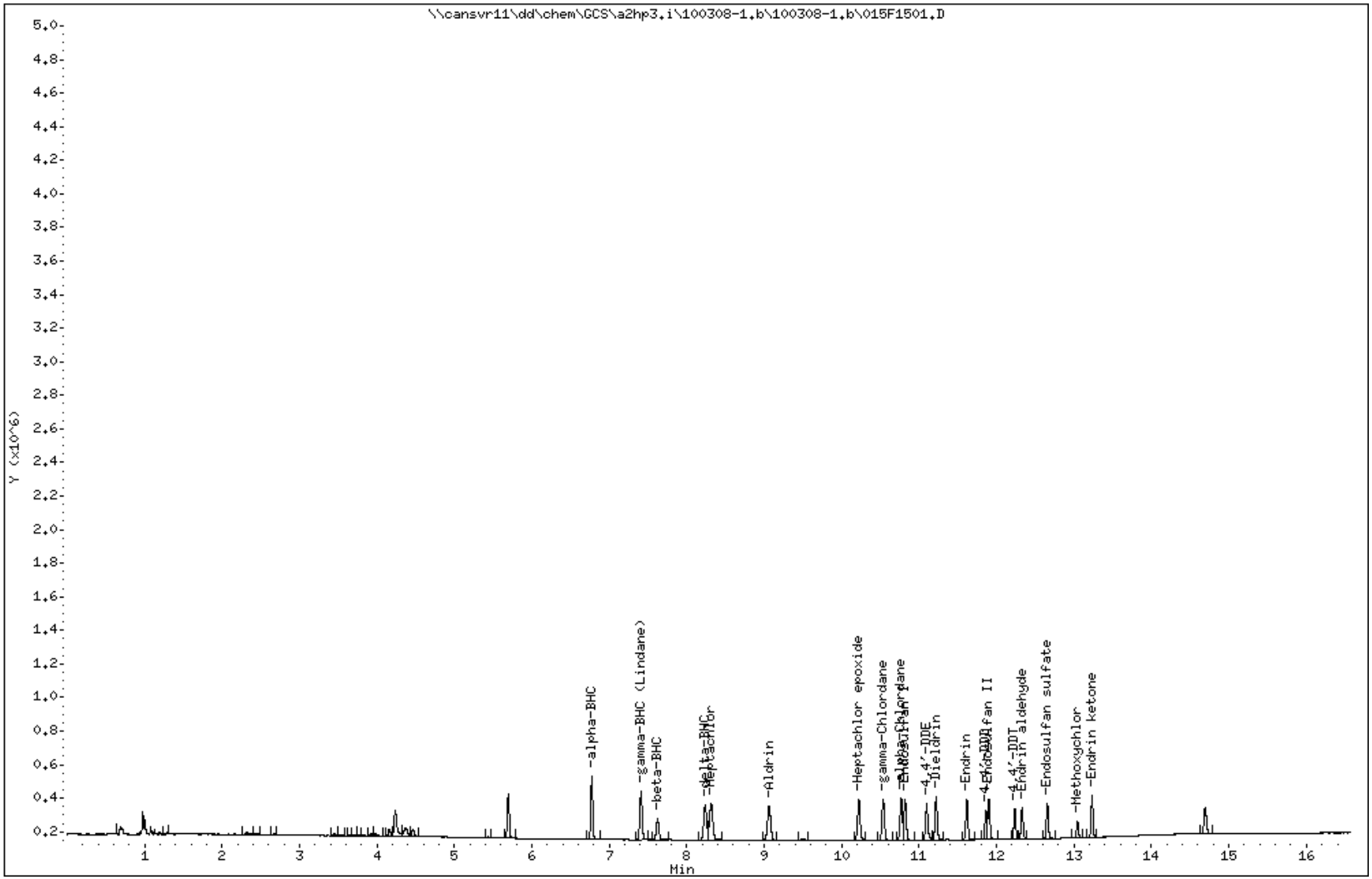

Data File: \\cansvr11\dd\chem\GCS\a2hp3.i\100308-1.b\100308-1.b/023F2301.D
Report Date: 03/09/2010

EVALB Degradation Report

Instrument ID: a2hp3.i Injection Date: 08-MAR-2010 20:00
Lab File ID: 023F2301.D Lab Sample ID: PEM E006
Analysis Type: NONE Method File: \\cansvr11\dd\chem\GCS\a2hp3.i\100308-1.b\PES

4,4'-DDT Degradation

RT	Area	Compound
12.234	7236899	4,4'-DDT
11.098	45169	4,4'-DDE
11.860	345235	4,4'-DDD

Percent Degradation of 4,4'-DDT: 5.12

Endrin Degradation

RT	Area	Compound
11.616	4317387	Endrin
12.329	180117	Endrin aldehyde
13.230	387366	Endrin ketone

Percent Degradation of Endrin: 11.62

TestAmerica North Canton

PESTICIDES 8081/608

Data file : \\cansvr11\dd\chem\GCS\a2hp3.i\100308-1.b\100308-1.b\023F2301.D
Lab Smp Id: PEM E006
Inj Date : 08-MAR-2010 20:00
Operator : 093905 Inst ID: a2hp3.i
Smp Info : PEM E006
Misc Info :
Comment :
Method : \\cansvr11\dd\chem\GCS\a2hp3.i\100308-1.b\PEST3.m\pest3r.m
Meth Date : 09-Mar-2010 07:52 vandorenc Quant Type: ESTD
Cal Date : 08-MAR-2010 15:39 Cal File: 013F1301.D
Als bottle: 23 QC Sample: PEM
Dil Factor: 1.00000
Integrator: Falcon Compound Sublist: 12-pem.sub
Target Version: 4.14 Sample Matrix: None
Processing Host: CANPGCSV23

RT	EXP RT	DLT RT	RESPONSE	CONCENTRATIONS ON-COL (ng)	CONCENTRATIONS FINAL (ng)	TARGET RANGE	RATIO
4 alpha-BHC					CAS #: 319-84-6		
6.773	6.772	0.001	807680	0.00899	0.008990		
5 gamma-BHC (Lindane)					CAS #: 58-89-9		
7.408	7.408	0.000	607283	0.00899	0.008987		
6 beta-BHC					CAS #: 319-85-7		
7.622	7.620	0.002	231547	0.00927	0.009266		
16 4,4'-DDE					CAS #: 72-55-9		
11.097	11.096	0.001	45169	5e-004	0.0004628		
20 Endrin					CAS #: 72-20-8		
11.616	11.615	0.001	2345184	0.04516	0.04516		
22 4,4'-DDD					CAS #: 72-54-8		
11.860	11.859	0.001	345235	0.00498	0.004976		
23 Endosulfan II					CAS #: 33213-65-9		

Peaks not detected for Quant. or Qual. signal(s).

24 4,4'-DDT					CAS #: 50-29-3		
12.234	12.234	0.000	7236899	0.10106	0.1010		
25 Endrin aldehyde					CAS #: 7421-93-4		
12.328	12.327	0.001	81987	0.00222	0.002223		

```
   28 Methoxychlor                                CAS #: 72-43-5
13.041  13.042   -0.001         5032204 0.26822   0.2682
-------------------------------------------------------------------------------
```

RT	EXP RT	DLT RT	RESPONSE	CONCENTRATIONS ON-COL (ng)	CONCENTRATIONS FINAL (ng)	TARGET RANGE	RATIO

26 Endosulfan sulfate CAS #: 1031-07-8

Peaks not detected for Quant. or Qual. signal(s).

---

29 Endrin ketone CAS #: 53494-70-5

RT	EXP RT	DLT RT	RESPONSE	CONCENTRATIONS ON-COL (ng)	CONCENTRATIONS FINAL (ng)	TARGET RANGE	RATIO
13.230	13.230	0.000	194010	0.00382	0.003822		

Data File: \\cansvr11\dd\chem\GCS\a2hp3.i\100308-1.b\100308-1.b\023F2301.D

Date : 08-MAR-2010 20:00

Client ID:

Instrument: a2hp3.i

Sample Info: PEM E006

Operator: 093905

Column phase: clp pesticides II

Column diameter: 0.53

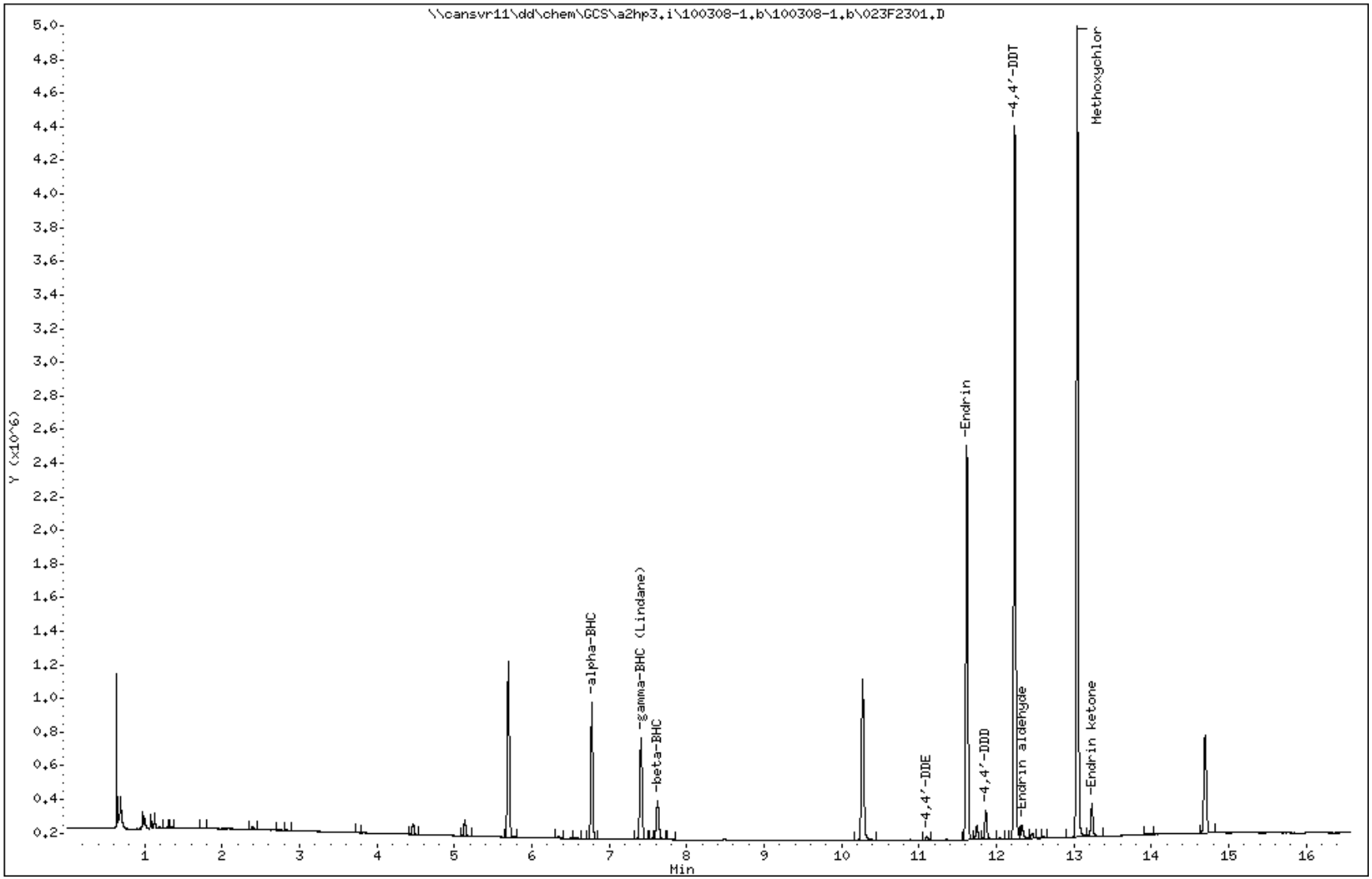

COMPOUNDS and EXP. RT REPORT

Operator: 093905 Date Acquired: 08-MAR-2010 20:00
Data File: //cansvr11/dd/chem/GCS/a2hp3.i/100308-1.b/100308-1.b/023F2301.D
Lab Sample ID: PEM E006
Misc. Info:
Instrument: a2hp3.i
Method: \\cansvr11\dd\chem\GCS\a2hp3.i\100308-1.b\PEST3.m\pest3r.m
Dilution Factor: 1

Compound	RT	Area	Amount	Conc
1) Tetrachloro-m-xylene	5.696	1837631	0.019	0.019
2) Diallate	NOT DETECTED	Expected RT = 6.532		
3) Hexachlorobenzene	6.566	11561	0.000	0.000
4) alpha-BHC	6.774	1386081	0.009	0.009
5) gamma-BHC (Lindane)	7.409	1270291	0.009	0.009
6) beta-BHC	7.623	552196	0.009	0.009
9) Tech Chlordane	NOT DETECTED	Expected RT = 7.996		
7) delta-BHC	NOT DETECTED	Expected RT = 8.237		
8) Heptachlor	NOT DETECTED	Expected RT = 8.313		
10) Aldrin	NOT DETECTED	Expected RT = 9.061		
11) Isodrin	NOT DETECTED	Expected RT = 9.872		
12) Heptachlor epoxide	NOT DETECTED	Expected RT = 10.222		
13) gamma-Chlordane	NOT DETECTED	Expected RT = 10.536		
14) alpha-Chlordane	NOT DETECTED	Expected RT = 10.767		
15) Endosulfan I	NOT DETECTED	Expected RT = 10.819		
16) 4,4'-DDE	11.098	45169	0.000	0.000
17) Dieldrin	NOT DETECTED	Expected RT = 11.219		
20) Endrin	11.616	4317387	0.045	0.045
18) Chlorobenzilate	NOT DETECTED	Expected RT = 11.713		
21) Kepone	11.746	156445	0.000	0.000
22) 4,4'-DDD	11.860	345235	0.005	0.005
23) Endosulfan II	NOT DETECTED	Expected RT = 11.901		
19) Toxaphene	NOT DETECTED	Expected RT = 12.014		
24) 4,4'-DDT	12.234	7236899	0.101	0.101
25) Endrin aldehyde	12.329	180117	0.002	0.002
26) Endosulfan sulfate	NOT DETECTED	Expected RT = 12.654		
28) Methoxychlor	13.042	8306080	0.268	0.268
27) Mirex	NOT DETECTED	Expected RT = 13.211		
29) Endrin ketone	13.230	387366	0.004	0.004
30) Decachlorobiphenyl	14.693	1311567	0.022	0.022

TestAmerica North Canton

CONTINUING CALIBRATION COMPOUNDS

Instrument ID: a2hp3.i Injection Date: 08-MAR-2010 20:25
Lab File ID: 024F2401.D Init. Cal. Date(s): 11-FEB-2010 08-MAR-2010
Analysis Type: Init. Cal. Times: 09:19 15:39
Lab Sample ID: AB3 G252 Quant Type: ESTD
Method: \\cansvr11\dd\chem\GCS\a2hp3.i\100308-1.b\PEST3.m\pest3r.m

COMPOUND	RRF / AMOUNT	RF0.025	CCAL RRF0.025	MIN RRF	%D / %DRIFT	MAX %D / %DRIFT	CURVE TYPE
$ 1 Tetrachloro-m-xylene	98957455	94722080	94722080	0.000	4.28000	15.00000	Averaged
4 alpha-BHC	89840067	88649240	88649240	0.010	1.32550	15.00000	Averaged
5 gamma-BHC (Lindane)	67570028	66139800	66139800	0.010	2.11666	15.00000	Averaged
6 beta-BHC	24988148	23964120	23964120	0.010	4.09806	15.00000	Averaged
7 delta-BHC	133587576	129681440	129681440	0.010	2.92403	15.00000	Averaged
8 Heptachlor	140513277	137515320	137515320	0.010	2.13358	15.00000	Averaged
10 Aldrin	130316193	122208360	122208360	0.010	6.22166	15.00000	Averaged
12 Heptachlor epoxide	51362535	50041640	50041640	0.010	2.57171	15.00000	Averaged
13 gamma-Chlordane	53430002	51963760	51963760	0.010	2.74423	15.00000	Averaged
14 alpha-Chlordane	53627391	51612200	51612200	0.010	3.75776	15.00000	Averaged
16 4,4'-DDE	97604338	95888000	95888000	0.010	1.75847	15.00000	Averaged
15 Endosulfan I	105425418	101543680	101543680	0.010	3.68198	15.00000	Averaged
17 Dieldrin	108270050	105522000	105522000	0.010	2.53814	15.00000	Averaged
20 Endrin	51933577	50801640	50801640	0.010	2.17959	15.00000	Averaged
22 4,4'-DDD	69376715	71124880	71124880	0.010	-2.51982	15.00000	Averaged
23 Endosulfan II	49009195	48678200	48678200	0.010	0.67537	15.00000	Averaged
24 4,4'-DDT	71610454	66064960	66064960	0.010	7.74397	15.00000	Averaged
25 Endrin aldehyde	36873332	37540200	37540200	0.010	-1.80854	15.00000	Averaged
26 Endosulfan sulfate	43014138	42639640	42639640	0.010	0.87064	15.00000	Averaged
28 Methoxychlor	18761141	19035760	19035760	0.010	-1.46377	15.00000	Averaged
29 Endrin ketone	50757420	51424800	51424800	0.010	-1.31484	15.00000	Averaged
$ 30 Decachlorobiphenyl	26949255	28867400	28867400	0.010	-7.11762	15.00000	Averaged

Average %D / Drift Results.

Calculated Average %D/Drift = 2.99300
Maximun Average %D/Drift = 15.00000
* Passed Average %D/Drift Test.

TestAmerica North Canton

PESTICIDES 8081/608

Data file : \\cansvr11\dd\chem\GCS\a2hp3.i\100308-1.b\100308-1.b\024F2401.D
Lab Smp Id: AB3 G252
Inj Date : 08-MAR-2010 20:25
Operator : 093905 Inst ID: a2hp3.i
Smp Info : AB3 G252,,2
Misc Info :
Comment :
Method : \\cansvr11\dd\chem\GCS\a2hp3.i\100308-1.b\PEST3.m\pest3r.m
Meth Date : 09-Mar-2010 07:53 vandorenc Quant Type: ESTD
Cal Date : 08-MAR-2010 15:39 Cal File: 013F1301.D
Als bottle: 24 Continuing Calibration Sample
Dil Factor: 1.00000
Integrator: Falcon Compound Sublist: 1-ab.sub
Target Version: 4.14 Sample Matrix: None
Processing Host: CANPGCSV23

RT	EXP RT	DLT RT	RESPONSE	AMOUNTS CAL-AMT (ng)	ON-COL (ng)	TARGET RANGE	RATIO
$ 1 Tetrachloro-m-xylene					CAS #: 877-09-8		
5.695	5.695	0.000	2368052	0.02500	0.02393		
4 alpha-BHC					CAS #: 319-84-6		
6.772	6.772	0.000	2216231	0.02500	0.02467		
5 gamma-BHC (Lindane)					CAS #: 58-89-9		
7.407	7.407	0.000	1653495	0.02500	0.02447		
6 beta-BHC					CAS #: 319-85-7		
7.621	7.621	0.000	599103	0.02500	0.02398		
7 delta-BHC					CAS #: 319-86-8		
8.235	8.235	0.000	3242036	0.02500	0.02427		
8 Heptachlor					CAS #: 76-44-8		
8.313	8.313	0.000	3437883	0.02500	0.02447		
10 Aldrin					CAS #: 309-00-2		
9.062	9.062	0.000	3055209	0.02500	0.02344		
12 Heptachlor epoxide					CAS #: 1024-57-3		
10.221	10.221	0.000	1251041	0.02500	0.02436		
13 gamma-Chlordane					CAS #: 5103-74-2		
10.535	10.535	0.000	1299094	0.02500	0.02431		
14 alpha-Chlordane					CAS #: 5103-71-9		
10.768	10.768	0.000	1290305	0.02500	0.02406		

```
--------------------------------------------------------------------------------
   16 4,4'-DDE                                    CAS #: 72-55-9
11.095  11.095    0.000         2397200 0.02500  0.02456
--------------------------------------------------------------------------------
```

				AMOUNTS			
				CAL-AMT	ON-COL		
RT	EXP RT	DLT RT	RESPONSE	(ng)	(ng)	TARGET RANGE	RATIO
15 Endosulfan I					CAS #: 959-98-8		
10.819	10.819	0.000	2538592	0.02500	0.02408		
17 Dieldrin					CAS #: 60-57-1		
11.218	11.218	0.000	2638050	0.02500	0.02436		
20 Endrin					CAS #: 72-20-8		
11.615	11.615	0.000	1270041	0.02500	0.02446		
22 4,4'-DDD					CAS #: 72-54-8		
11.860	11.860	0.000	1778122	0.02500	0.02563		
23 Endosulfan II					CAS #: 33213-65-9		
11.900	11.900	0.000	1216955	0.02500	0.02483		
24 4,4'-DDT					CAS #: 50-29-3		
12.234	12.234	0.000	1651624	0.02500	0.02306		
25 Endrin aldehyde					CAS #: 7421-93-4		
12.327	12.327	0.000	938505	0.02500	0.02545		
26 Endosulfan sulfate					CAS #: 1031-07-8		
12.654	12.654	0.000	1065991	0.02500	0.02478		
28 Methoxychlor					CAS #: 72-43-5		
13.042	13.042	0.000	475894	0.02500	0.02536		
29 Endrin ketone					CAS #: 53494-70-5		
13.230	13.230	0.000	1285620	0.02500	0.02533		
$ 30 Decachlorobiphenyl					CAS #: 2051-24-3		
14.693	14.693	0.000	721685	0.02500	0.02678		

Data File: \\cansvr11\dd\chem\GCS\a2hp3.i\100308-1.b\100308-1.b\024F2401.D

Date : 08-MAR-2010 20:25

Client ID:

Instrument: a2hp3.i

Sample Info: AB3 G252,,2

Operator: 093905

Column phase: clp pesticides II

Column diameter: 0.53

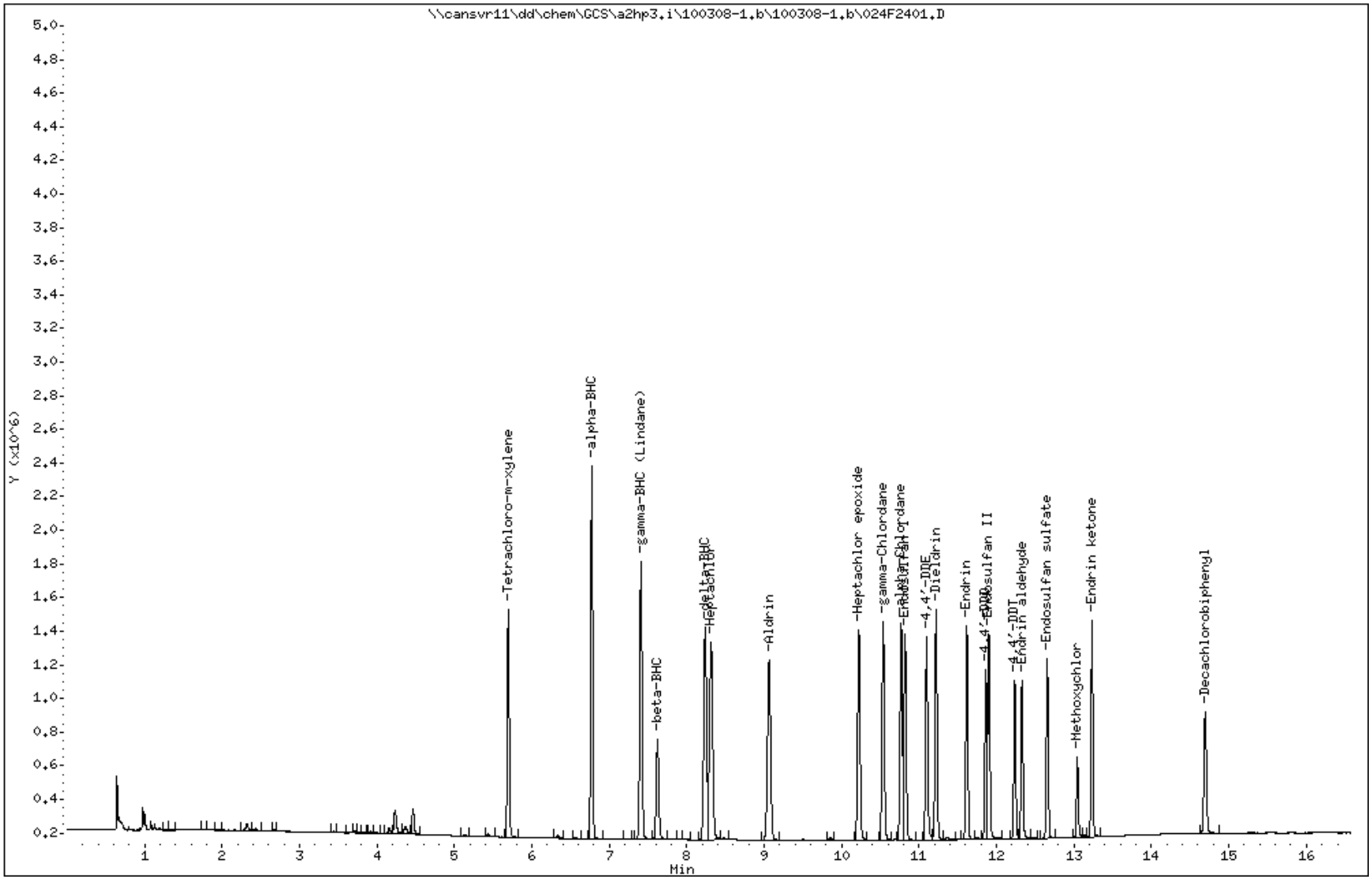

COMPOUNDS and EXP. RT REPORT

Operator: 093905 Date Acquired: 08-MAR-2010 20:25
Data File: //cansvr11/dd/chem/GCS/a2hp3.i/100308-1.b/100308-1.b/024F2401.D
Lab Sample ID: AB3 G252
Misc. Info:
Instrument: a2hp3.i
Method: \\cansvr11\dd\chem\GCS\a2hp3.i\100308-1.b\PEST3.m\pest3r.m
Dilution Factor: 1

Compound	RT	Area	Amount	Conc
1) Tetrachloro-m-xylene	5.695	2368052	0.024	0.024
4) alpha-BHC	6.773	3799077	0.025	0.025
5) gamma-BHC (Lindane)	7.408	3433771	0.024	0.024
6) beta-BHC	7.622	1424275	0.024	0.024
7) delta-BHC	8.236	3242036	0.024	0.024
8) Heptachlor	8.313	3437883	0.024	0.024
10) Aldrin	9.063	3055209	0.023	0.023
12) Heptachlor epoxide	10.222	2769790	0.024	0.024
13) gamma-Chlordane	10.536	2733420	0.024	0.024
14) alpha-Chlordane	10.768	2624273	0.024	0.024
15) Endosulfan I	10.819	2538592	0.024	0.024
16) 4,4'-DDE	11.096	2397200	0.025	0.025
17) Dieldrin	11.218	2638050	0.024	0.024
20) Endrin	11.615	2330074	0.024	0.024
22) 4,4'-DDD	11.860	1778122	0.026	0.026
23) Endosulfan II	11.900	2321203	0.025	0.025
24) 4,4'-DDT	12.234	1651624	0.023	0.023
25) Endrin aldehyde	12.328	1696310	0.025	0.025
26) Endosulfan sulfate	12.654	1881055	0.025	0.025
28) Methoxychlor	13.043	822770	0.025	0.025
29) Endrin ketone	13.231	2140857	0.025	0.025
30) Decachlorobiphenyl	14.693	1642356	0.027	0.027

TestAmerica North Canton

RECOVERY REPORT

Client Name: Client SDG: SDGa00711
Sample Matrix: LIQUID Fraction: Pesticides
Lab Smp Id: MRL
Level: LOW Operator: 093905
Data Type: GC MULTI COMP SampleType: MRL
SpikeList File: MRL.spk Quant Type: ESTD
Sublist File: mrl.sub
Method File: \\cansvr11\dd\chem\GCS\a2hp3.i\100308-1.b\PEST3.m\pest3r.m
Misc Info:

SPIKE COMPOUND	AMOUNT ADDED ng	AMOUNT RECOVERED ng	% RECOVERED	LIMITS
4 alpha-BHC	0.005000	0.004331	86.63	70-130
5 gamma-BHC (Lindane	0.005000	0.004446	88.91	70-130
6 beta-BHC	0.005000	0.005191	103.81	70-130
7 delta-BHC	0.005000	0.004440	88.81	70-130
8 Heptachlor	0.005000	0.004794	95.88	70-130
10 Aldrin	0.005000	0.004700	94.00	70-130
12 Heptachlor epoxide	0.005000	0.004871	97.42	70-130
13 gamma-Chlordane	0.005000	0.004755	95.09	70-130
14 alpha-Chlordane	0.005000	0.004858	97.17	70-130
15 Endosulfan I	0.005000	0.004993	99.86	70-130
16 4,4'-DDE	0.005000	0.004724	94.48	70-130
17 Dieldrin	0.005000	0.004774	95.48	70-130
20 Endrin	0.005000	0.004766	95.33	70-130
22 4,4'-DDD	0.005000	0.004939	98.77	70-130
23 Endosulfan II	0.005000	0.005130	102.61	70-130
24 4,4'-DDT	0.005000	0.004625	92.51	70-130
25 Endrin aldehyde	0.005000	0.005305	106.10	70-130
26 Endosulfan sulfate	0.005000	0.005268	105.36	70-130
28 Methoxychlor	0.005000	0.005241	104.83	70-130
29 Endrin ketone	0.005000	0.005096	101.92	70-130

TestAmerica North Canton

PESTICIDES 8081/608

Data file : \\cansvr11\dd\chem\GCS\a2hp3.i\100308-1.b\100308-1.b\025F2501.D
Lab Smp Id: MRL
Inj Date : 08-MAR-2010 20:50
Operator : 093905 Inst ID: a2hp3.i
Smp Info : MRL
Misc Info :
Comment :
Method : \\cansvr11\dd\chem\GCS\a2hp3.i\100308-1.b\PEST3.m\pest3r.m
Meth Date : 09-Mar-2010 07:53 vandorenc Quant Type: ESTD
Cal Date : 08-MAR-2010 15:39 Cal File: 013F1301.D
Als bottle: 25 QC Sample: MRL
Dil Factor: 1.00000
Integrator: Falcon Compound Sublist: mrl.sub
Target Version: 4.14 Sample Matrix: WATER
Processing Host: CANPGCSV23

Concentration Formula: Amt * DF * Vt/Vo/Vi * CpndVariable

Name	Value	Description
DF	1.000	Dilution Factor
Vt	1.000	Volume of final extract (uL)
Vo	1.000	Volume of sample extracted (mL)
Vi	1.000	Volume injected
Cpnd Variable		Local Compound Variable

				CONCENTRATIONS ON-COL (ng)	FINAL (ug/L)	TARGET RANGE	RATIO
4 alpha-BHC						CAS #: 319-84-6	
6.772	6.772	0.000	389140	0.00433	0.004331		
5 gamma-BHC (Lindane)						CAS #: 58-89-9	
7.406	7.407	-0.001	300385	0.00445	0.004446		
6 beta-BHC						CAS #: 319-85-7	
7.621	7.621	0.000	129705	0.00519	0.005191		
7 delta-BHC						CAS #: 319-86-8	
8.236	8.235	0.001	593186	0.00444	0.004440		
8 Heptachlor						CAS #: 76-44-8	
8.313	8.313	0.000	673609	0.00479	0.004794		
10 Aldrin						CAS #: 309-00-2	
9.062	9.062	0.000	612482	0.00470	0.004700		

```
--------------------------------------------------------------------------------
   12 Heptachlor epoxide                          CAS #: 1024-57-3
10.221  10.221    0.000          250191 0.00487  0.004871
--------------------------------------------------------------------------------
```

RT	EXP RT	DLT RT	RESPONSE	CONCENTRATIONS ON-COL (ng)	CONCENTRATIONS FINAL (ug/L)	TARGET RANGE	RATIO
13 gamma-Chlordane					CAS #: 5103-74-2		
10.535	10.535	0.000	254040	0.00475	0.004755		
14 alpha-Chlordane					CAS #: 5103-71-9		
10.768	10.768	0.000	260548	0.00486	0.004858		
15 Endosulfan I					CAS #: 959-98-8		
10.818	10.819	-0.001	526397	0.00499	0.004993		
16 4,4'-DDE					CAS #: 72-55-9		
11.096	11.095	0.001	461094	0.00472	0.004724		
17 Dieldrin					CAS #: 60-57-1		
11.218	11.218	0.000	516907	0.00477	0.004774		
20 Endrin					CAS #: 72-20-8		
11.615	11.615	0.000	247545	0.00477	0.004766		
22 4,4'-DDD					CAS #: 72-54-8		
11.861	11.860	0.001	342627	0.00494	0.004939		
23 Endosulfan II					CAS #: 33213-65-9		
11.900	11.900	0.000	251430	0.00513	0.005130		
24 4,4'-DDT					CAS #: 50-29-3		
12.234	12.234	0.000	331220	0.00463	0.004625		
25 Endrin aldehyde					CAS #: 7421-93-4		
12.327	12.327	0.000	195610	0.00530	0.005305		
26 Endosulfan sulfate					CAS #: 1031-07-8		
12.654	12.654	0.000	226589	0.00527	0.005268		
28 Methoxychlor					CAS #: 72-43-5		
13.043	13.042	0.001	98334	0.00524	0.005241		
29 Endrin ketone					CAS #: 53494-70-5		
13.231	13.230	0.001	258657	0.00510	0.005096		

Data File: \\cansvr11\dd\chem\GCS\a2hp3.i\100308-1.b\100308-1.b\025F2501.D

Date : 08-MAR-2010 20:50

Client ID:

Instrument: a2hp3.i

Sample Info: MRL

Volume Injected (uL): 1.0

Operator: 093905

Column phase: clp pesticides II

Column diameter: 0.53

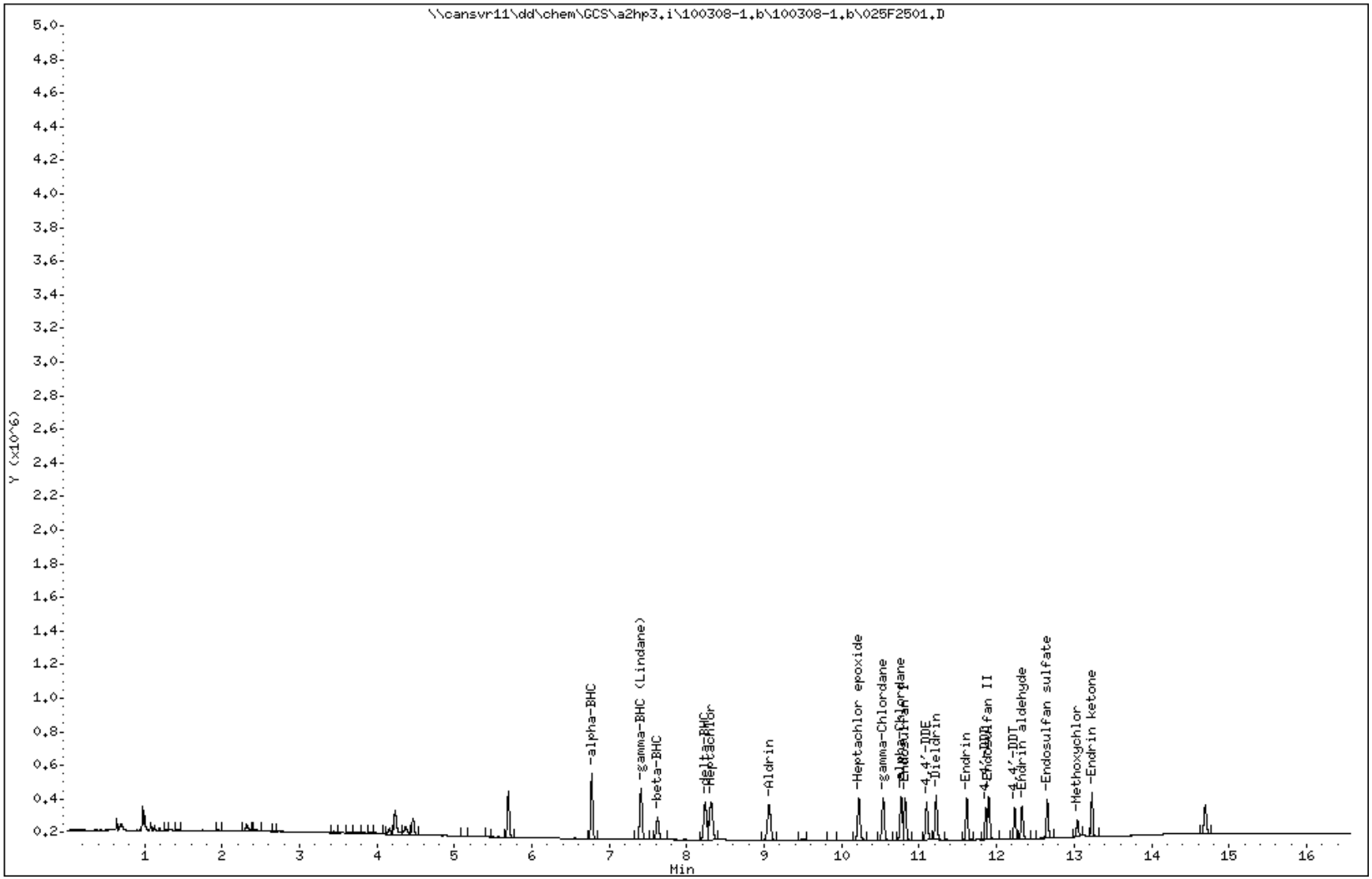

TestAmerica North Canton

CONTINUING CALIBRATION COMPOUNDS

Instrument ID: a2hp3.i Injection Date: 09-MAR-2010 01:09
Lab File ID: 035F3501.D Init. Cal. Date(s): 11-FEB-2010 08-MAR-2010
Analysis Type: Init. Cal. Times: 09:19 15:39
Lab Sample ID: TOX3 G268 Quant Type: ESTD
Method: \\cansvr11\dd\chem\GCS\a2hp3.i\100308-1.b\PEST3.m\pest3r.m

COMPOUND	RRF / AMOUNT	RF0.025	CCAL RRF0.025	MIN RRF	%D / %DRIFT	MAX %D / %DRIFT	CURVE TYPE
19 Toxaphene(1)	1831719	1990677	1990677	0.010	-8.67808	15.00000	Averaged
(2)	836594	905334	905334	0.010	-8.21671	15.00000	Averaged
(3)	1882988	2021058	2021058	0.010	-7.33251	15.00000	Averaged
(4)	1612703	1639610	1639610	0.010	-1.66847	15.00000	Averaged
(5)	779622	770718	770718	0.010	1.14212	15.00000	Averaged

Average %D / Drift Results.

Calculated Average %D/Drift = 5.40758
Maximun Average %D/Drift = 15.00000
* Passed Average %D/Drift Test.

TestAmerica North Canton

PESTICIDES 8081/608

Data file : \\cansvr11\dd\chem\GCS\a2hp3.i\100308-1.b\100308-1.b\035F3501.D
Lab Smp Id: TOX3 G268
Inj Date : 09-MAR-2010 01:09
Operator : 093905 Inst ID: a2hp3.i
Smp Info : TOX3 G268,,2
Misc Info :
Comment :
Method : \\cansvr11\dd\chem\GCS\a2hp3.i\100308-1.b\PEST3.m\pest3r.m
Meth Date : 09-Mar-2010 07:54 vandorenc Quant Type: ESTD
Cal Date : 08-MAR-2010 15:39 Cal File: 013F1301.D
Als bottle: 35 Continuing Calibration Sample
Dil Factor: 1.00000
Integrator: Falcon Compound Sublist: 16-toxaph.sub
Target Version: 4.14 Sample Matrix: None
Processing Host: CANPGCSV23

				AMOUNTS			
				CAL-AMT	ON-COL		
RT	EXP RT	DLT RT	RESPONSE	(ng)	(ng)	TARGET RANGE	RATIO
19 Toxaphene					CAS #: 8001-35-2		
12.014	12.014	0.000	1990677	1.00000	1.087	80.00- 120.00	100.00
12.104	12.104	0.000	905334	1.00000	1.082	114.04- 154.04	45.48
12.337	12.337	0.000	2021058	1.00000	1.073	115.64- 155.64	101.53
12.914	12.914	0.000	1639610	1.00000	1.017	52.78- 92.78	82.36
13.202	13.202	0.000	770718	1.00000	0.9886	69.36- 109.36	38.72
		Average of Peak Amounts =			1.04952		

Data File: \\cansvr11\dd\chem\GCS\a2hp3.i\100308-1.b\100308-1.b\035F3501.D

Page 1

Date : 09-MAR-2010 01:09

Client ID:

Instrument: a2hp3.i

Sample Info: TOX3 G268,,2

Operator: 093905

Column phase: clp pesticides II

Column diameter: 0.53

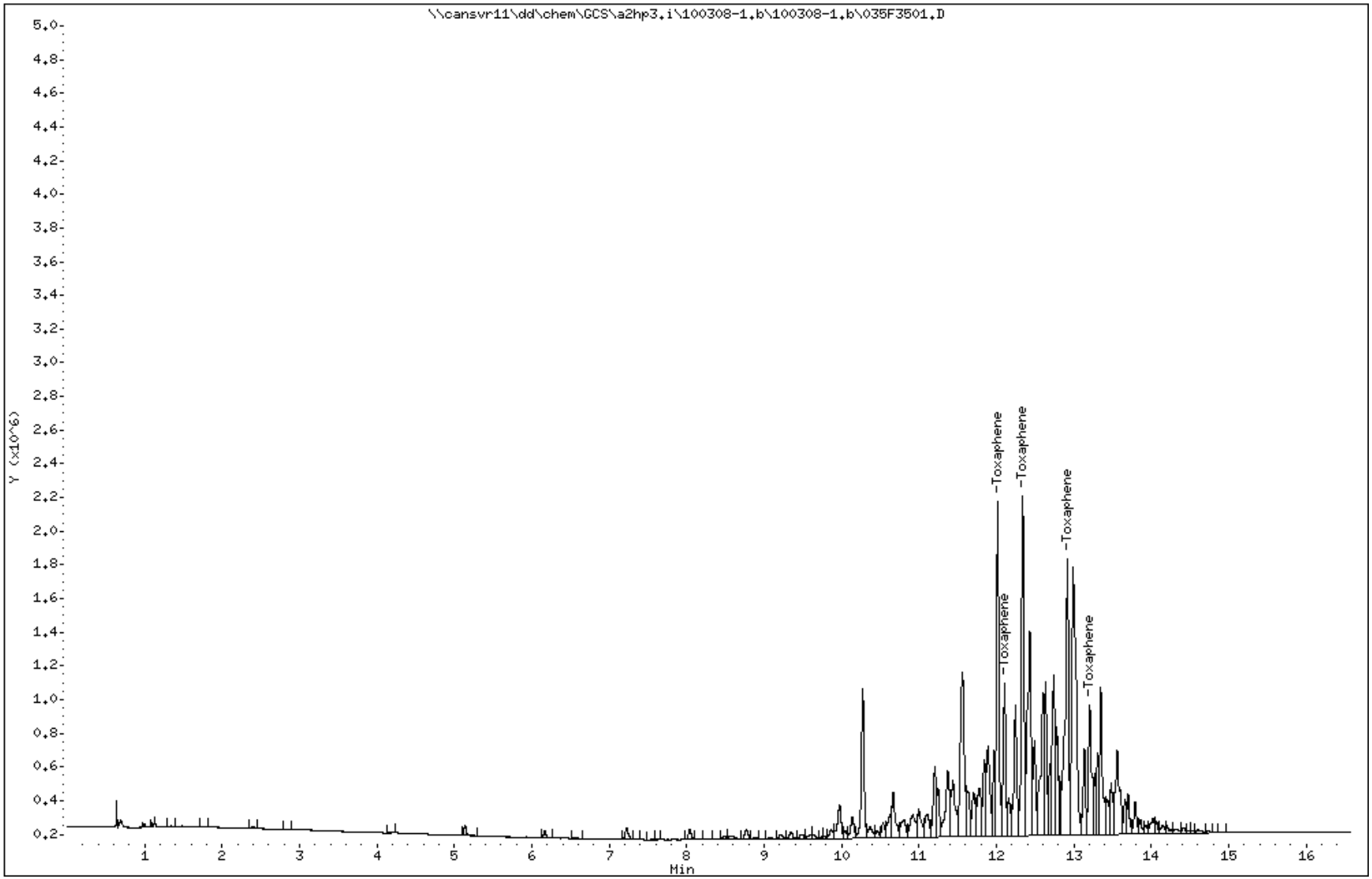

COMPOUNDS and EXP. RT REPORT

Operator: 093905 Date Acquired: 09-MAR-2010 01:09
Data File: //cansvr11/dd/chem/GCS/a2hp3.i/100308-1.b/100308-1.b/035F3501.D
Lab Sample ID: TOX3 G268
Misc. Info:
Instrument: a2hp3.i
Method: \\cansvr11\dd\chem\GCS\a2hp3.i\100308-1.b\PEST3.m\pest3r.m
Dilution Factor: 1

Compound	RT	Area	Amount	Conc
19) Toxaphene	12.014	4280184	1.087	1.087

TestAmerica North Canton

CONTINUING CALIBRATION COMPOUNDS

Instrument ID: a2hp3.i Injection Date: 09-MAR-2010 01:58
Lab File ID: 037F3701.D Init. Cal. Date(s): 11-FEB-2010 08-MAR-2010
Analysis Type: Init. Cal. Times: 09:19 15:39
Lab Sample ID: AB3 G252 Quant Type: ESTD
Method: \\cansvr11\dd\chem\GCS\a2hp3.i\100308-1.b\PEST3.m\pest3r.m

COMPOUND	RRF / AMOUNT	RF0.025	CCAL RRF0.025	MIN RRF	%D / %DRIFT	MAX %D / %DRIFT	CURVE TYPE
$ 1 Tetrachloro-m-xylene	98957455	99265600	99265600	0.000	-0.31139	15.00000	Averaged
4 alpha-BHC	89840067	93637960	93637960	0.010	-4.22739	15.00000	Averaged
5 gamma-BHC (Lindane)	67570028	69386520	69386520	0.010	-2.68831	15.00000	Averaged
6 beta-BHC	24988148	25713200	25713200	0.010	-2.90158	15.00000	Averaged
7 delta-BHC	133587576	136765920	136765920	0.010	-2.37922	15.00000	Averaged
8 Heptachlor	140513277	143180600	143180600	0.010	-1.89827	15.00000	Averaged
10 Aldrin	130316193	129299920	129299920	0.010	0.77985	15.00000	Averaged
12 Heptachlor epoxide	51362535	52804120	52804120	0.010	-2.80669	15.00000	Averaged
13 gamma-Chlordane	53430002	54534480	54534480	0.010	-2.06715	15.00000	Averaged
14 alpha-Chlordane	53627391	54039520	54039520	0.010	-0.76851	15.00000	Averaged
16 4,4'-DDE	97604338	100908840	100908840	0.010	-3.38561	15.00000	Averaged
15 Endosulfan I	105425418	106949360	106949360	0.010	-1.44552	15.00000	Averaged
17 Dieldrin	108270050	108406040	108406040	0.010	-0.12560	15.00000	Averaged
20 Endrin	51933577	53825480	53825480	0.010	-3.64293	15.00000	Averaged
22 4,4'-DDD	69376715	79208560	79208560	0.010	-14.17168	15.00000	Averaged
23 Endosulfan II	49009195	52096600	52096600	0.010	-6.29964	15.00000	Averaged
24 4,4'-DDT	71610454	65463680	65463680	0.010	8.58363	15.00000	Averaged
25 Endrin aldehyde	36873332	39095000	39095000	0.010	-6.02514	15.00000	Averaged
26 Endosulfan sulfate	43014138	45118520	45118520	0.010	-4.89230	15.00000	Averaged
28 Methoxychlor	18761141	18682120	18682120	0.010	0.42119	15.00000	Averaged
29 Endrin ketone	50757420	53842520	53842520	0.010	-6.07813	15.00000	Averaged
$ 30 Decachlorobiphenyl	26949255	30362960	30362960	0.010	-12.66716	15.00000	Averaged

Average %D / Drift Results.

Calculated Average %D/Drift = 4.02577
Maximun Average %D/Drift = 15.00000
* Passed Average %D/Drift Test.

TestAmerica North Canton

PESTICIDES 8081/608

Data file : \\cansvr11\dd\chem\GCS\a2hp3.i\100308-1.b\100308-1.b\037F3701.D
Lab Smp Id: AB3 G252
Inj Date : 09-MAR-2010 01:58
Operator : 093905 Inst ID: a2hp3.i
Smp Info : AB3 G252,,2
Misc Info :
Comment :
Method : \\cansvr11\dd\chem\GCS\a2hp3.i\100308-1.b\PEST3.m\pest3r.m
Meth Date : 09-Mar-2010 07:54 vandorenc Quant Type: ESTD
Cal Date : 08-MAR-2010 15:39 Cal File: 013F1301.D
Als bottle: 37 Continuing Calibration Sample
Dil Factor: 1.00000
Integrator: Falcon Compound Sublist: 1-ab.sub
Target Version: 4.14 Sample Matrix: None
Processing Host: CANPGCSV23

				AMOUNTS			
				CAL-AMT	ON-COL		
RT	EXP RT	DLT RT	RESPONSE	(ng)	(ng)	TARGET RANGE	RATIO
$ 1 Tetrachloro-m-xylene						CAS #: 877-09-8	
5.694	5.694	0.000	2481640	0.02500	0.02508		
4 alpha-BHC						CAS #: 319-84-6	
6.771	6.771	0.000	2340949	0.02500	0.02606		
5 gamma-BHC (Lindane)						CAS #: 58-89-9	
7.406	7.406	0.000	1734663	0.02500	0.02567		
6 beta-BHC						CAS #: 319-85-7	
7.620	7.620	0.000	642830	0.02500	0.02572		
7 delta-BHC						CAS #: 319-86-8	
8.235	8.235	0.000	3419148	0.02500	0.02559		
8 Heptachlor						CAS #: 76-44-8	
8.312	8.312	0.000	3579515	0.02500	0.02547		
10 Aldrin						CAS #: 309-00-2	
9.060	9.060	0.000	3232498	0.02500	0.02480		
12 Heptachlor epoxide						CAS #: 1024-57-3	
10.220	10.220	0.000	1320103	0.02500	0.02570		
13 gamma-Chlordane						CAS #: 5103-74-2	
10.534	10.534	0.000	1363362	0.02500	0.02552		
14 alpha-Chlordane						CAS #: 5103-71-9	
10.767	10.767	0.000	1350988	0.02500	0.02519		

```
--------------------------------------------------------------------------------
   16 4,4'-DDE                                    CAS #: 72-55-9
11.095  11.095    0.000         2522721 0.02500  0.02585
--------------------------------------------------------------------------------
```

				AMOUNTS			
				CAL-AMT	ON-COL		
RT	EXP RT	DLT RT	RESPONSE	(ng)	(ng)	TARGET RANGE	RATIO
15 Endosulfan I					CAS #: 959-98-8		
10.818	10.818	0.000	2673734	0.02500	0.02536		
17 Dieldrin					CAS #: 60-57-1		
11.217	11.217	0.000	2710151	0.02500	0.02503		
20 Endrin					CAS #: 72-20-8		
11.615	11.615	0.000	1345637	0.02500	0.02591		
22 4,4'-DDD					CAS #: 72-54-8		
11.859	11.859	0.000	1980214	0.02500	0.02854		
23 Endosulfan II					CAS #: 33213-65-9		
11.899	11.899	0.000	1302415	0.02500	0.02657		
24 4,4'-DDT					CAS #: 50-29-3		
12.234	12.234	0.000	1636592	0.02500	0.02285		
25 Endrin aldehyde					CAS #: 7421-93-4		
12.327	12.327	0.000	977375	0.02500	0.02651		
26 Endosulfan sulfate					CAS #: 1031-07-8		
12.653	12.653	0.000	1127963	0.02500	0.02622		
28 Methoxychlor					CAS #: 72-43-5		
13.042	13.042	0.000	467053	0.02500	0.02489		
29 Endrin ketone					CAS #: 53494-70-5		
13.230	13.230	0.000	1346063	0.02500	0.02652		
$ 30 Decachlorobiphenyl					CAS #: 2051-24-3		
14.692	14.692	0.000	759074	0.02500	0.02817		

Data File: \\cansvr11\dd\chem\GCS\a2hp3.i\100308-1.b\100308-1.b\037F3701.D

Date : 09-MAR-2010 01:58

Client ID:

Instrument: a2hp3.i

Sample Info: AB3 G252,,2

Operator: 093905

Column phase: clp pesticides II

Column diameter: 0.53

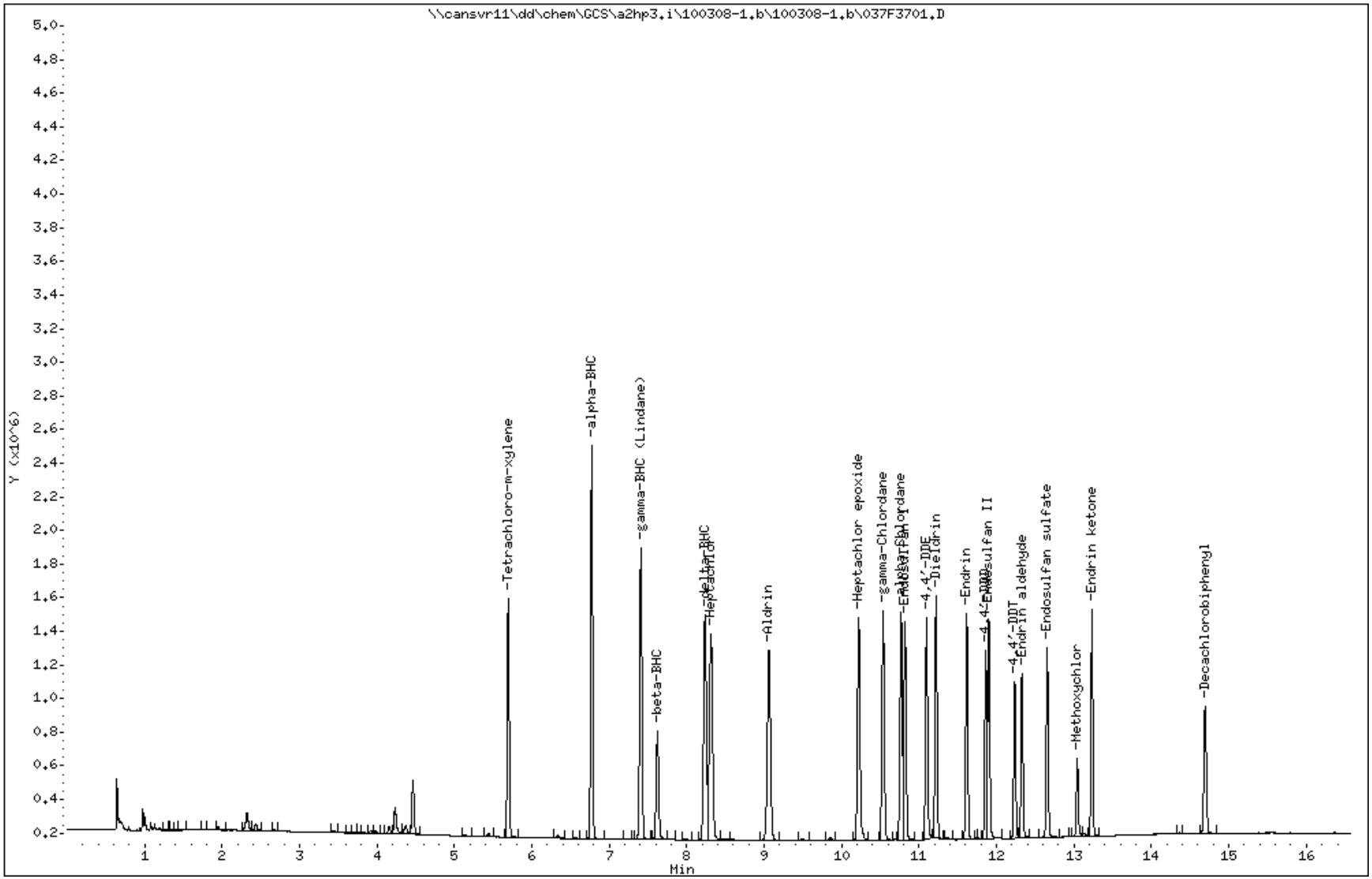

COMPOUNDS and EXP. RT REPORT

Operator: 093905 Date Acquired: 09-MAR-2010 01:58
Data File: //cansvr11/dd/chem/GCS/a2hp3.i/100308-1.b/100308-1.b/037F3701.D
Lab Sample ID: AB3 G252
Misc. Info:
Instrument: a2hp3.i
Method: \\cansvr11\dd\chem\GCS\a2hp3.i\100308-1.b\PEST3.m\pest3r.m
Dilution Factor: 1

	Compound	RT	Area	Amount	Conc
1)	Tetrachloro-m-xylene	5.694	2481640	0.025	0.025
4)	alpha-BHC	6.772	4002679	0.026	0.026
5)	gamma-BHC (Lindane)	7.407	3594093	0.026	0.026
6)	beta-BHC	7.621	1502740	0.026	0.026
7)	delta-BHC	8.235	3419148	0.026	0.026
8)	Heptachlor	8.313	3579515	0.025	0.025
10)	Aldrin	9.060	3232498	0.025	0.025
12)	Heptachlor epoxide	10.220	3001368	0.026	0.026
13)	gamma-Chlordane	10.534	2871376	0.026	0.026
14)	alpha-Chlordane	10.768	2759677	0.025	0.025
15)	Endosulfan I	10.818	2673734	0.025	0.025
16)	4,4'-DDE	11.096	2522721	0.026	0.026
17)	Dieldrin	11.218	2710151	0.025	0.025
20)	Endrin	11.615	2468642	0.026	0.026
22)	4,4'-DDD	11.859	1980214	0.029	0.029
23)	Endosulfan II	11.899	2444793	0.027	0.027
24)	4,4'-DDT	12.234	1636592	0.023	0.023
25)	Endrin aldehyde	12.328	1770453	0.027	0.027
26)	Endosulfan sulfate	12.653	1987027	0.026	0.026
28)	Methoxychlor	13.043	837747	0.025	0.025
29)	Endrin ketone	13.231	2217564	0.027	0.027
30)	Decachlorobiphenyl	14.693	1696521	0.028	0.028

Report Date: 09-Mar-2010 08:02

TestAmerica North Canton

RECOVERY REPORT

Client Name: Client SDG: SDGa00711
Sample Matrix: LIQUID Fraction: Pesticides
Lab Smp Id: MRL
Level: LOW Operator: 093905
Data Type: GC MULTI COMP SampleType: MRL
SpikeList File: MRL.spk Quant Type: ESTD
Sublist File: mrl.sub
Method File: \\cansvr11\dd\chem\GCS\a2hp3.i\100308-1.b\PEST3.m\pest3r.m
Misc Info:

SPIKE COMPOUND	AMOUNT ADDED ng	AMOUNT RECOVERED ng	% RECOVERED	LIMITS
4 alpha-BHC	0.005000	0.004611	92.21	70-130
5 gamma-BHC (Lindane	0.005000	0.004644	92.88	70-130
6 beta-BHC	0.005000	0.005373	107.47	70-130
7 delta-BHC	0.005000	0.004660	93.21	70-130
8 Heptachlor	0.005000	0.004992	99.84	70-130
10 Aldrin	0.005000	0.005111	102.23	70-130
12 Heptachlor epoxide	0.005000	0.004979	99.59	70-130
13 gamma-Chlordane	0.005000	0.004941	98.82	70-130
14 alpha-Chlordane	0.005000	0.005042	100.84	70-130
15 Endosulfan I	0.005000	0.005125	102.51	70-130
16 4,4'-DDE	0.005000	0.005094	101.87	70-130
17 Dieldrin	0.005000	0.005042	100.84	70-130
20 Endrin	0.005000	0.005006	100.12	70-130
22 4,4'-DDD	0.005000	0.005427	108.53	70-130
23 Endosulfan II	0.005000	0.005370	107.41	70-130
24 4,4'-DDT	0.005000	0.004191	83.82	70-130
25 Endrin aldehyde	0.005000	0.005388	107.76	70-130
26 Endosulfan sulfate	0.005000	0.005382	107.63	70-130
28 Methoxychlor	0.005000	0.004893	97.87	70-130
29 Endrin ketone	0.005000	0.005205	104.10	70-130

TestAmerica North Canton

PESTICIDES 8081/608

Data file : \\cansvr11\dd\chem\GCS\a2hp3.i\100308-1.b\100308-1.b\038F3801.D
Lab Smp Id: MRL
Inj Date : 09-MAR-2010 02:22
Operator : 093905 Inst ID: a2hp3.i
Smp Info : MRL
Misc Info :
Comment :
Method : \\cansvr11\dd\chem\GCS\a2hp3.i\100308-1.b\PEST3.m\pest3r.m
Meth Date : 09-Mar-2010 07:54 vandorenc Quant Type: ESTD
Cal Date : 08-MAR-2010 15:39 Cal File: 013F1301.D
Als bottle: 38 QC Sample: MRL
Dil Factor: 1.00000
Integrator: Falcon Compound Sublist: mrl.sub
Target Version: 4.14 Sample Matrix: WATER

Concentration Formula: Amt * DF * Vt/Vo/Vi * CpndVariable

Name	Value	Description
DF	1.000	Dilution Factor
Vt	1.000	Volume of final extract (uL)
Vo	1.000	Volume of sample extracted (mL)
Vi	1.000	Volume injected
Cpnd Variable		Local Compound Variable

				CONCENTRATIONS ON-COL (ng)	FINAL (ug/L)	TARGET RANGE	RATIO
RT	EXP RT	DLT RT	RESPONSE				
4 alpha-BHC						CAS #: 319-84-6	
6.771	6.771	0.000	414220	0.00461	0.004611		
5 gamma-BHC (Lindane)						CAS #: 58-89-9	
7.406	7.406	0.000	313797	0.00464	0.004644		
6 beta-BHC						CAS #: 319-85-7	
7.620	7.620	0.000	134268	0.00537	0.005373		
7 delta-BHC						CAS #: 319-86-8	
8.235	8.235	0.000	622586	0.00466	0.004660		
8 Heptachlor						CAS #: 76-44-8	
8.311	8.312	-0.001	701449	0.00499	0.004992		
10 Aldrin						CAS #: 309-00-2	
9.061	9.060	0.001	666090	0.00511	0.005111		

```
   12 Heptachlor epoxide                          CAS #: 1024-57-3
10.221  10.220    0.001          255752 0.00498  0.004979
--------------------------------------------------------------------------------
```

RT	EXP RT	DLT RT	RESPONSE	CONCENTRATIONS ON-COL (ng)	CONCENTRATIONS FINAL (ug/L)	TARGET RANGE	RATIO	
13 gamma-Chlordane					CAS #: 5103-74-2			
10.535	10.534	0.001	263998	0.00494	0.004941			
14 alpha-Chlordane					CAS #: 5103-71-9			
10.766	10.767	-0.001	270401	0.00504	0.005042			
15 Endosulfan I					CAS #: 959-98-8			
10.817	10.818	-0.001	540334	0.00513	0.005125			
16 4,4'-DDE					CAS #: 72-55-9			
11.096	11.095	0.001	497152	0.00509	0.005094			
17 Dieldrin					CAS #: 60-57-1			
11.217	11.217	0.000	545876	0.00504	0.005042			
20 Endrin					CAS #: 72-20-8			
11.615	11.615	0.000	259981	0.00501	0.005006			(M)
22 4,4'-DDD					CAS #: 72-54-8			
11.860	11.859	0.001	376488	0.00543	0.005427			
23 Endosulfan II					CAS #: 33213-65-9			
11.899	11.899	0.000	263196	0.00537	0.005370			
24 4,4'-DDT					CAS #: 50-29-3			
12.234	12.234	0.000	300119	0.00419	0.004191			
25 Endrin aldehyde					CAS #: 7421-93-4			
12.326	12.327	-0.001	198669	0.00539	0.005388			
26 Endosulfan sulfate					CAS #: 1031-07-8			
12.653	12.653	0.000	231490	0.00538	0.005382			
28 Methoxychlor					CAS #: 72-43-5			
13.041	13.042	-0.001	91804	0.00489	0.004893			
29 Endrin ketone					CAS #: 53494-70-5			
13.230	13.230	0.000	264181	0.00520	0.005205			

QC Flag Legend

M - Compound response manually integrated.

Data File: \\cansvr11\dd\chem\GCS\a2hp3.i\100308-1.b\100308-1.b\038F3801.D

Date : 09-MAR-2010 02:22

Client ID:

Instrument: a2hp3.i

Sample Info: MRL

Volume Injected (uL): 1.0

Operator: 093905

Column phase: clp pesticides II

Column diameter: 0.53

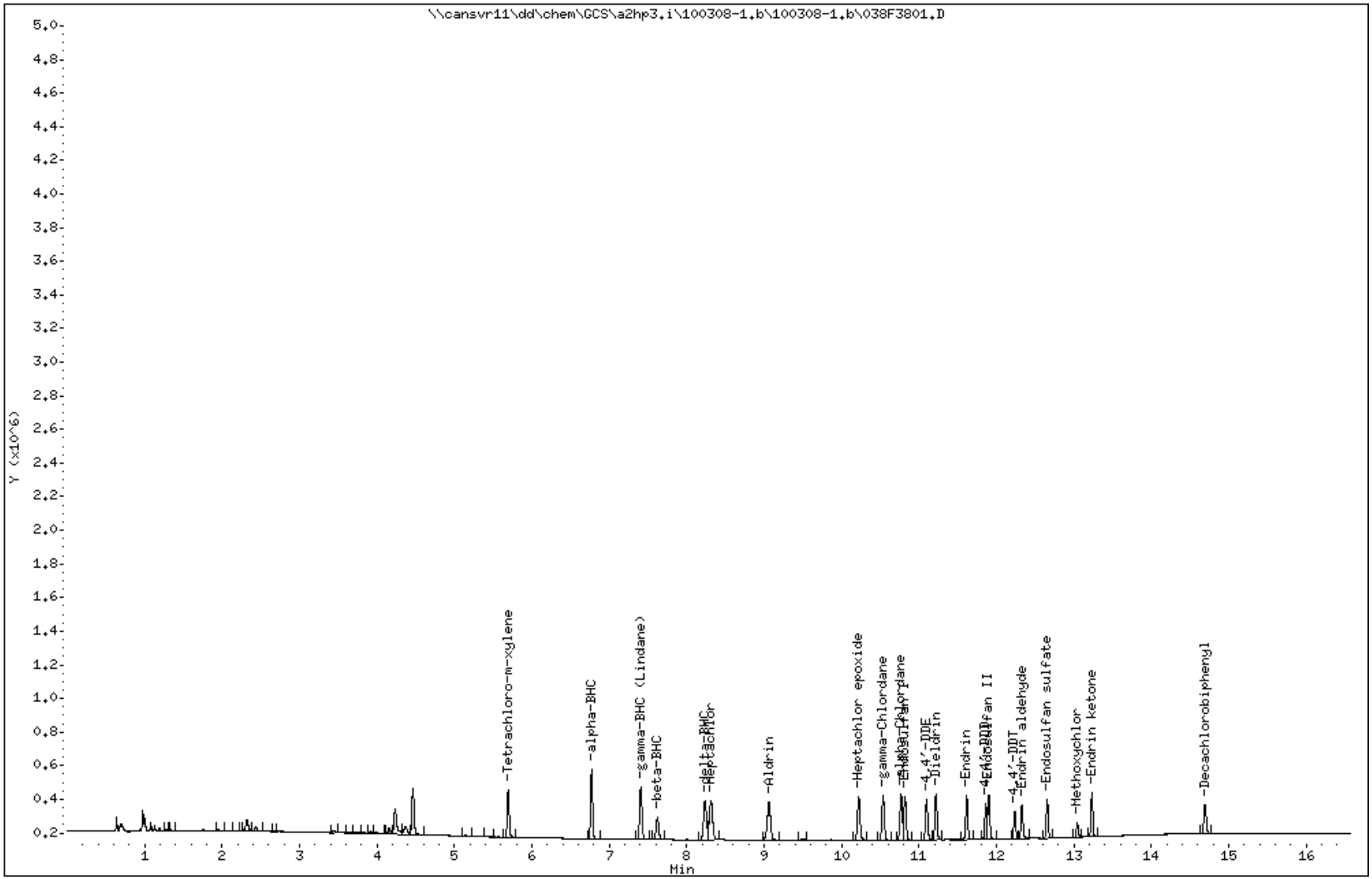

Data File Name: 038F3801.D
Inj. Date and Time: 09-MAR-2010 02:22
Instrument ID: a2hp3.i
Client ID:
Compound Name: Endrin
CAS #: 72-20-8
Report Date: 03/09/2010

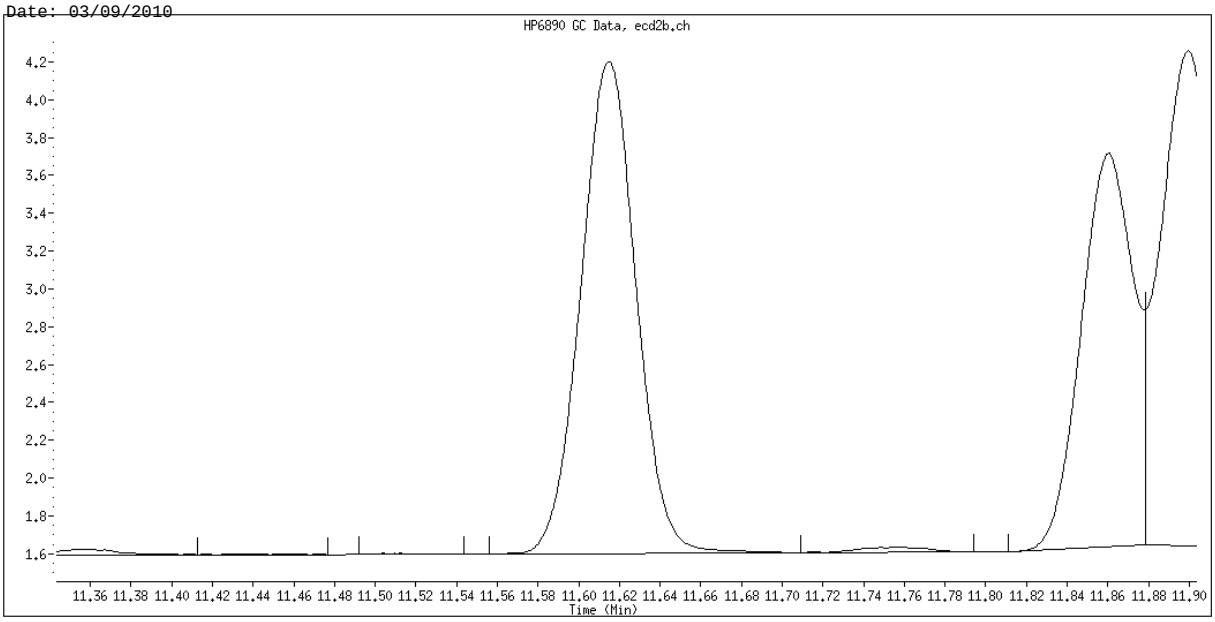

Original Integration

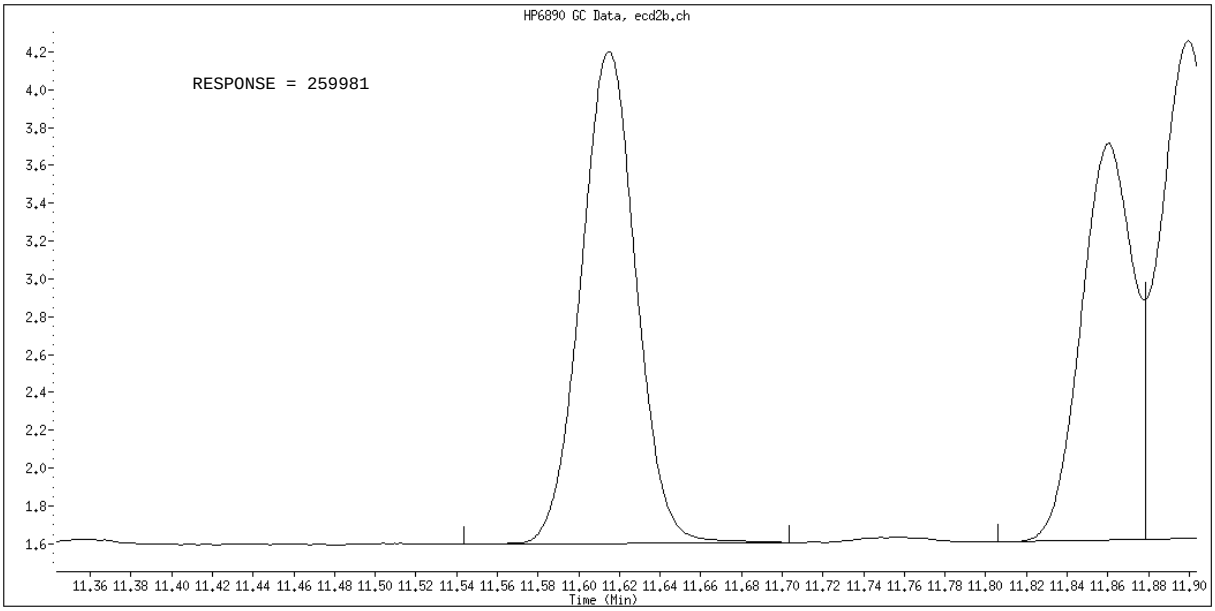

Manual Integration

Manually Integrated By: vandorenc
Manual Integration Reason: Analyte not Identified by the Data System

Data File: \\cansvr11\dd\chem\GCS\a2hp3.i\100308-1.b\100308-1.b/054F5401.D
Report Date: 03/09/2010

EVALB Degradation Report

Instrument ID: a2hp3.i Injection Date: 09-MAR-2010 09:08
Lab File ID: 054F5401.D Lab Sample ID: PEM E006
Analysis Type: NONE Method File: \\cansvr11\dd\chem\GCS\a2hp3.i\100308-1.b\PES

4,4'-DDT Degradation

RT	Area	Compound
12.234	6176488	4,4'-DDT
11.096	127305	4,4'-DDE
11.859	581762	4,4'-DDD

Percent Degradation of 4,4'-DDT: 10.30

Endrin Degradation

RT	Area	Compound
11.616	4348135	Endrin
12.327	156452	Endrin aldehyde
13.229	432886	Endrin ketone

Percent Degradation of Endrin: 11.94

TestAmerica North Canton

PESTICIDES 8081/608

Data file : \\cansvr11\dd\chem\GCS\a2hp3.i\100308-1.b\100308-1.b\054F5401.D
Lab Smp Id: PEM E006
Inj Date : 09-MAR-2010 09:08
Operator : 093905 Inst ID: a2hp3.i
Smp Info : PEM E006
Misc Info :
Comment :
Method : \\cansvr11\dd\chem\GCS\a2hp3.i\100308-1.b\PEST3.m\pest3r.m
Meth Date : 09-Mar-2010 09:37 vandorenc Quant Type: ESTD
Cal Date : 08-MAR-2010 15:39 Cal File: 013F1301.D
Als bottle: 54 QC Sample: PEM
Dil Factor: 1.00000
Integrator: Falcon Compound Sublist: 12-pem.sub
Target Version: 4.14 Sample Matrix: None
Processing Host: CANPGCSV23

RT	EXP RT	DLT RT	RESPONSE	CONCENTRATIONS ON-COL (ng)	FINAL (ng)	TARGET RANGE	RATIO
4 alpha-BHC					CAS #: 319-84-6		
6.771	6.769	0.002	804319	0.00895	0.008953		
5 gamma-BHC (Lindane)					CAS #: 58-89-9		
7.406	7.403	0.003	601915	0.00891	0.008908		
6 beta-BHC					CAS #: 319-85-7		
7.620	7.617	0.003	235248	0.00941	0.009414		
16 4,4'-DDE					CAS #: 72-55-9		
11.095	11.092	0.003	127305	0.00130	0.001304		
20 Endrin					CAS #: 72-20-8		
11.615	11.611	0.004	2363735	0.04551	0.04551		
22 4,4'-DDD					CAS #: 72-54-8		
11.859	11.856	0.003	581762	0.00839	0.008386		
23 Endosulfan II					CAS #: 33213-65-9		

Peaks not detected for Quant. or Qual. signal(s).

24 4,4'-DDT					CAS #: 50-29-3		
12.234	12.231	0.003	6176488	0.08625	0.08625		
25 Endrin aldehyde					CAS #: 7421-93-4		
12.327	12.324	0.003	79043	0.00214	0.002144		

```
   28 Methoxychlor                                CAS #: 72-43-5
13.040  13.037    0.003         4357295 0.23225   0.2322
------------------------------------------------------------------------------
```

RT	EXP RT	DLT RT	RESPONSE	CONCENTRATIONS ON-COL (ng)	CONCENTRATIONS FINAL (ng)	TARGET RANGE	RATIO

26 Endosulfan sulfate CAS #: 1031-07-8

Peaks not detected for Quant. or Qual. signal(s).

---

29 Endrin ketone CAS #: 53494-70-5

RT	EXP RT	DLT RT	RESPONSE	CONCENTRATIONS ON-COL (ng)	CONCENTRATIONS FINAL (ng)	TARGET RANGE	RATIO
13.229	13.227	0.002	206937	0.00408	0.004077		

Data File: \\CANSVR11\DD\chem\GCS\a2hp3.i\100308-1.b\100308-1.b\054F5401.D

Date : 09-MAR-2010 09:08

Client ID:

Instrument: a2hp3.i

Sample Info: PEM E006

Operator: 093905

Column phase: clp pesticides II

Column diameter: 0.53

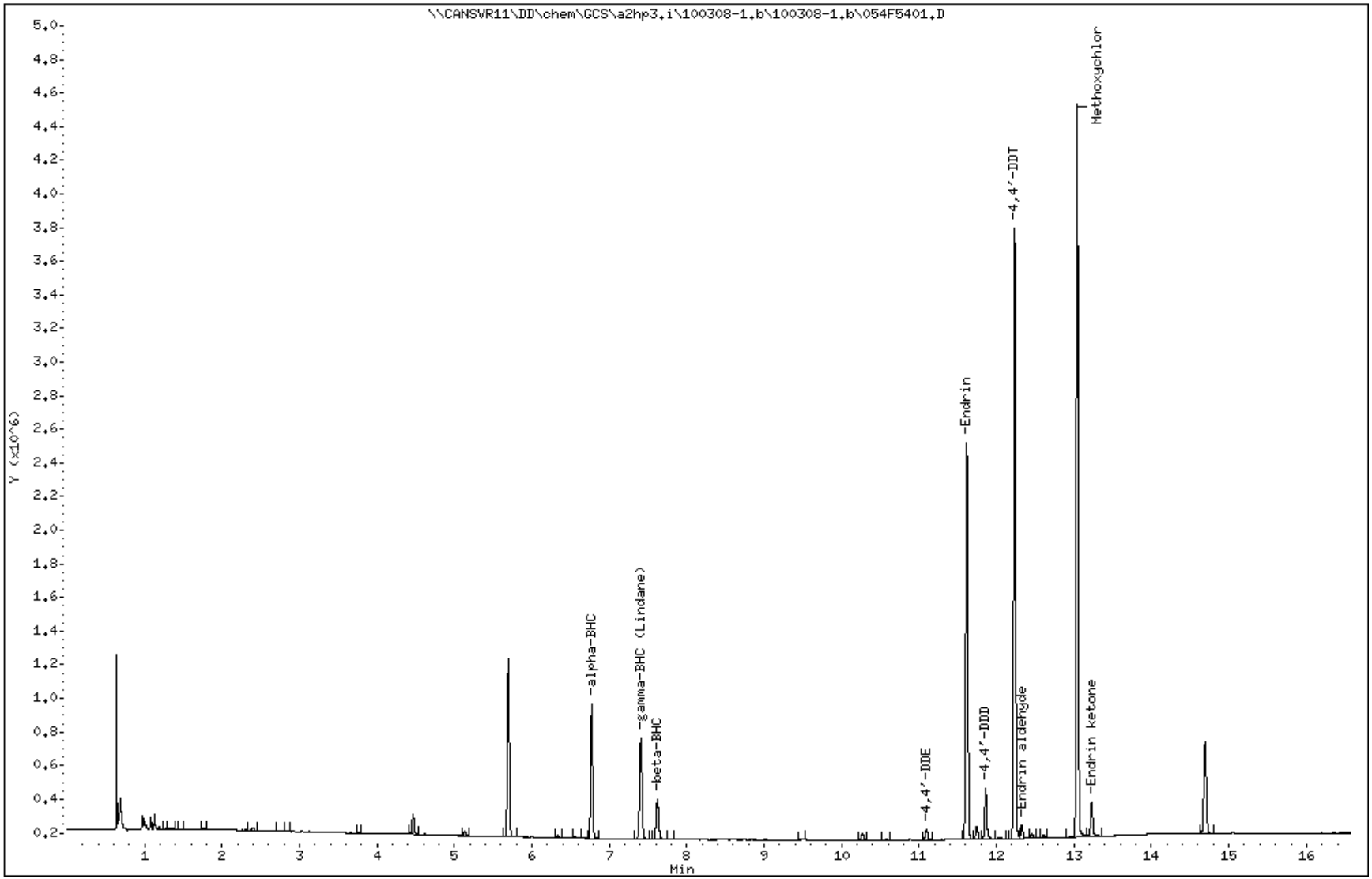

COMPOUNDS and EXP. RT REPORT

Operator: 093905 Date Acquired: 09-MAR-2010 09:08
Data File: //cansvr11/dd/chem/GCS/a2hp3.i/100308-1.b/100308-1.b/054F5401.D
Lab Sample ID: PEM E006
Misc. Info:
Instrument: a2hp3.i
Method: \\cansvr11\dd\chem\GCS\a2hp3.i\100308-1.b\PEST3.m\pest3r.m
Dilution Factor: 1

Compound	RT	Area	Amount	Conc
1) Tetrachloro-m-xylene	5.695	1840604	0.019	0.019
2) Diallate	NOT DETECTED	Expected RT = 6.558		
3) Hexachlorobenzene	6.559	15962	0.000	0.000
4) alpha-BHC	6.772	1382311	0.009	0.009
5) gamma-BHC (Lindane)	7.407	1273495	0.009	0.009
6) beta-BHC	7.621	556546	0.009	0.009
9) Tech Chlordane	NOT DETECTED	Expected RT = 7.987		
7) delta-BHC	NOT DETECTED	Expected RT = 8.231		
8) Heptachlor	NOT DETECTED	Expected RT = 8.308		
10) Aldrin	NOT DETECTED	Expected RT = 9.058		
11) Isodrin	NOT DETECTED	Expected RT = 9.848		
12) Heptachlor epoxide	NOT DETECTED	Expected RT = 10.217		
13) gamma-Chlordane	NOT DETECTED	Expected RT = 10.531		
14) alpha-Chlordane	NOT DETECTED	Expected RT = 10.764		
15) Endosulfan I	NOT DETECTED	Expected RT = 10.815		
16) 4,4'-DDE	11.096	127305	0.001	0.001
17) Dieldrin	NOT DETECTED	Expected RT = 11.215		
20) Endrin	11.616	4348135	0.046	0.046
18) Chlorobenzilate	NOT DETECTED	Expected RT = 11.701		
21) Kepone	11.745	148973	0.000	0.000
22) 4,4'-DDD	11.859	581762	0.008	0.008
23) Endosulfan II	NOT DETECTED	Expected RT = 11.896		
19) Toxaphene	NOT DETECTED	Expected RT = 12.014		
24) 4,4'-DDT	12.234	6176488	0.086	0.086
25) Endrin aldehyde	12.327	156452	0.002	0.002
26) Endosulfan sulfate	NOT DETECTED	Expected RT = 12.651		
28) Methoxychlor	13.041	7090278	0.232	0.232
27) Mirex	NOT DETECTED	Expected RT = 13.203		
29) Endrin ketone	13.229	432886	0.004	0.004
30) Decachlorobiphenyl	14.692	1218749	0.020	0.020

TestAmerica North Canton

PESTICIDE 8081/608

Data file : \\cansvr11\dd\chem\GCS\a2hp3.i\100107-1.b\007F0701.D
Lab Smp Id: AB 1 SOLID MDL
Inj Date : 07-JAN-2010 12:12
Operator : 093905   Inst ID: a2hp3.i
Smp Info : AB 1 SOLID MDL
Misc Info : SOLID AB MDL VERIFICATION tv = 3.33 ug/kg
Comment   :
Method   : \\cansvr11\dd\chem\GCS\a2hp3.i\100107-1.b\PEST3.m
Meth Date : 11-Jan-2010 09:46 vandorenc Quant Type: ESTD
Cal Date : 18-DEC-2009 13:54   Cal File: 013F1301.D
Als bottle: 7
Dil Factor: 1.00000
Integrator: Falcon   Compound Sublist: 1-ab.sub
Target Version: 4.14   Sample Matrix: SOIL
Processing Host: CANPGCSV23

Concentration Formula: Amt * DF * Vt*Vi/Ws * CpndVariable

Name	Value	Description
DF	1.000	Dilution Factor
Vt	10000.000	Volume of final extract
Vi	1.000	volume injected
Ws	30.000	initial volume of sample
Cpnd Variable		Local Compound Variable

				CONCENTRATIONS ON-COL	FINAL		
RT	EXP RT	DLT RT	RESPONSE	(ng)	(ug/Kg)	TARGET RANGE	RATIO
$ 1 Tetrachloro-m-xylene						CAS #: 877-09-8	
4.882	4.882	0.000	3094830	0.00922	0.09217		
4 alpha-BHC						CAS #: 319-84-6	
5.838	5.836	0.002	4532250	0.00839	2.795		
5 gamma-BHC (Lindane)						CAS #: 58-89-9	
6.342	6.341	0.001	4091592	0.00851	2.836		
6 beta-BHC						CAS #: 319-85-7	
6.513	6.512	0.001	1733084	0.00913	3.044		
7 delta-BHC						CAS #: 319-86-8	
6.753	6.752	0.001	8038264	0.00921	3.071		
9 Heptachlor						CAS #: 76-44-8	
7.094	7.071	0.023	7938148	0.01861	6.204		

```
   10 Aldrin                                      CAS #: 309-00-2
7.567    7.565    0.002         2952382 0.00875    2.916
--------------------------------------------------------------------------------
```

RT	EXP RT	DLT RT	RESPONSE	CONCENTRATIONS ON-COL (ng)	CONCENTRATIONS FINAL (ug/Kg)	TARGET RANGE	RATIO
12 Heptachlor epoxide						CAS #: 1024-57-3	
8.914	8.913	0.001	7236280	0.00943	3.145		
13 gamma-Chlordane						CAS #: 5103-74-2	
9.186	9.186	0.000	2375488	0.00875	2.917		
14 alpha-Chlordane						CAS #: 5103-71-9	
9.464	9.461	0.003	2574343	0.00929	3.097		
16 4,4'-DDE						CAS #: 72-55-9	
9.757	9.757	0.000	2529914	0.00918	3.059		
15 Endosulfan I						CAS #: 959-98-8	
9.674	9.673	0.001	6390749	0.00939	3.128		
17 Dieldrin						CAS #: 60-57-1	
10.106	10.105	0.001	2794661	0.00933	3.109		
20 Endrin						CAS #: 72-20-8	
10.454	10.452	0.002	2601316	0.00992	3.305		
22 4,4'-DDD						CAS #: 72-54-8	
10.715	10.714	0.001	2158427	0.00910	3.034		
23 Endosulfan II						CAS #: 33213-65-9	
10.793	10.792	0.001	2547735	0.00948	3.161		
24 4,4'-DDT						CAS #: 50-29-3	
11.106	11.105	0.001	2377467	0.00932	3.106		
26 Endrin aldehyde						CAS #: 7421-93-4	
11.395	11.394	0.001	2037409	0.00903	3.012		
27 Methoxychlor						CAS #: 72-43-5	
11.809	11.807	0.002	1249883	0.01011	3.369		
28 Endosulfan sulfate						CAS #: 1031-07-8	
11.945	11.944	0.001	2471338	0.00962	3.207		
29 Endrin ketone						CAS #: 53494-70-5	
12.255	12.254	0.001	2708859	0.00918	3.059		
$ 30 Decachlorobiphenyl						CAS #: 2051-24-3	
13.456	13.455	0.001	2608485	0.01004	0.1004		

Data File: \\cansvr11\dd\chem\GCS\a2hp3.i\100107-1.b\007F0701.D

Date : 07-JAN-2010 12:12

Client ID:

Instrument: a2hp3.i

Sample Info: AB 1 SOLID MDL

Volume Injected (uL): 1.0

Operator: 093905

Column phase: clp pesticides

Column diameter: 0.53

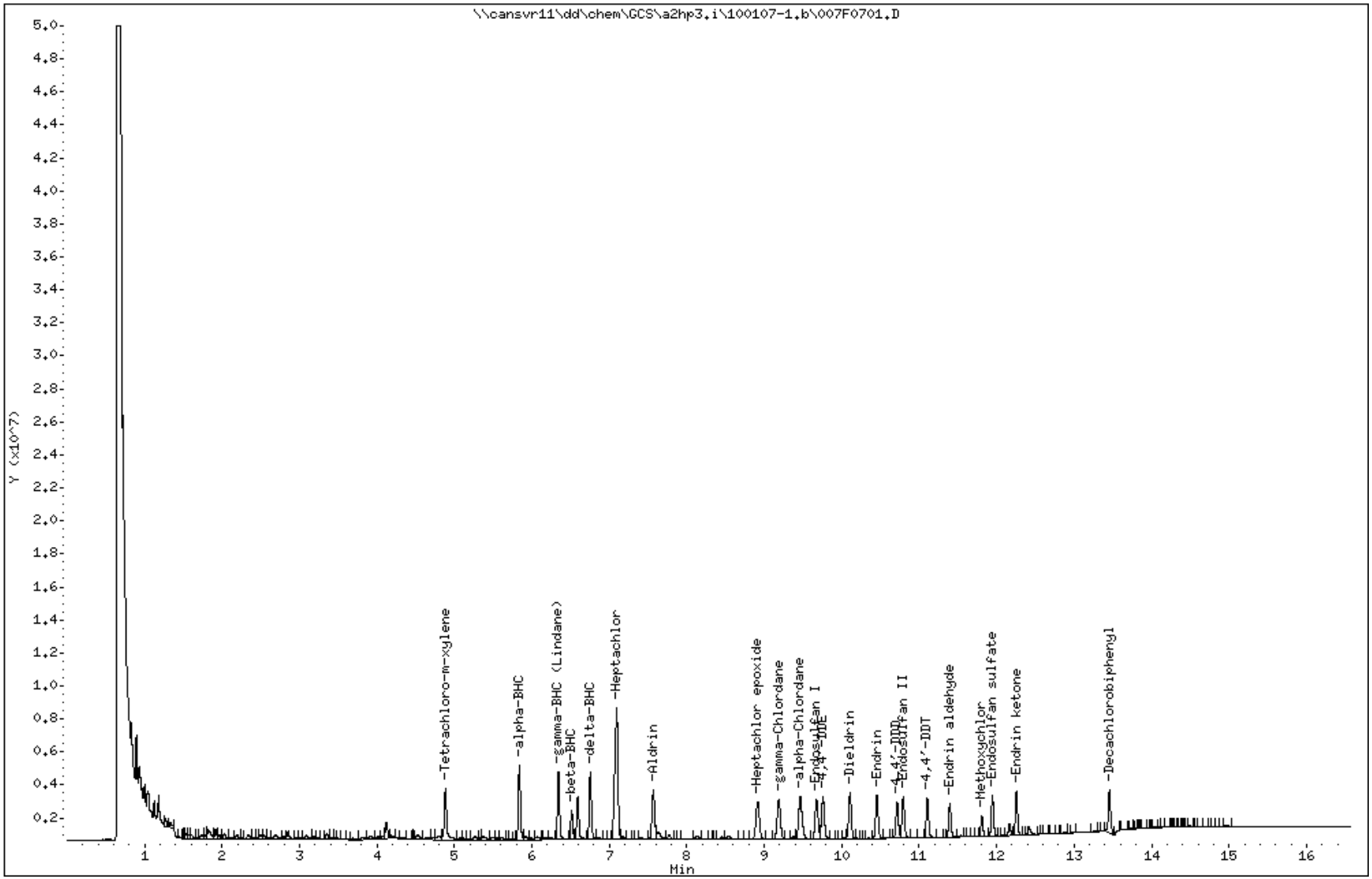

COMPOUNDS and EXP. RT REPORT

Operator: 093905 Date Acquired: 07-JAN-2010 12:12
Data File: //cansvr11/dd/chem/GCS/a2hp3.i/100107-1.b/007F0701.D
Lab Sample ID: AB 1 SOLID MDL
Misc. Info: SOLID AB MDL VERIFICATION tv = 3.33 ug/kg
Instrument: a2hp3.i
Method: \\cansvr11\dd\chem\GCS\a2hp3.i\100107-1.b\PEST3.m
Dilution Factor: 1

Compound	RT	Area	Amount	Conc
1) Tetrachloro-m-xylene	4.883	7126591	0.009	0.092 ug/Kg
4) alpha-BHC	5.839	8708955	0.008	2.795 ug/Kg
5) gamma-BHC (Lindane)	6.342	8020022	0.009	2.837 ug/Kg
6) beta-BHC	6.514	3389294	0.009	3.045 ug/Kg
7) delta-BHC	6.754	8038264	0.009	3.071 ug/Kg
9) Heptachlor	7.095	22551172	0.019	6.204 ug/Kg
10) Aldrin	7.567	7427210	0.009	2.916 ug/Kg
12) Heptachlor epoxide	8.915	7236280	0.009	3.145 ug/Kg
13) gamma-Chlordane	9.186	7160924	0.009	2.917 ug/Kg
14) alpha-Chlordane	9.465	8110968	0.009	3.097 ug/Kg
15) Endosulfan I	9.675	6390749	0.009	3.129 ug/Kg
16) 4,4'-DDE	9.758	6593133	0.009	3.059 ug/Kg
17) Dieldrin	10.106	6761989	0.009	3.109 ug/Kg
20) Endrin	10.455	6038323	0.010	3.305 ug/Kg
22) 4,4'-DDD	10.715	4638454	0.009	3.035 ug/Kg
23) Endosulfan II	10.794	5812155	0.009	3.161 ug/Kg
24) 4,4'-DDT	11.106	5037178	0.009	3.106 ug/Kg
26) Endrin aldehyde	11.395	4351731	0.009	3.012 ug/Kg
27) Methoxychlor	11.810	2481347	0.010	3.369 ug/Kg
28) Endosulfan sulfate	11.945	4965739	0.010	3.207 ug/Kg
29) Endrin ketone	12.255	5131663	0.009	3.059 ug/Kg
30) Decachlorobiphenyl	13.456	5425055	0.010	0.100 ug/Kg

TestAmerica North Canton

PESTICIDE 8081/608

Data file : \\cansvr11\dd\chem\GCS\a2hp3.i\100107-1.b\008F0801.D
Lab Smp Id: AB 0.4 Solid MDL
Inj Date : 07-JAN-2010 12:37
Operator : 093905   Inst ID: a2hp3.i
Smp Info : AB 0.4 Solid MDL
Misc Info : SOLID AB MDL VERIFICATION tv = 1.33 ug/kg
Comment   :
Method   : \\cansvr11\dd\chem\GCS\a2hp3.i\100107-1.b\PEST3.m
Meth Date : 11-Jan-2010 09:46 vandorenc Quant Type: ESTD
Cal Date : 18-DEC-2009 13:54   Cal File: 013F1301.D
Als bottle: 8
Dil Factor: 1.00000
Integrator: Falcon   Compound Sublist: 1-ab.sub
Target Version: 4.14   Sample Matrix: SOIL
Processing Host: CANPGCSV23

Concentration Formula: Amt * DF * Vt*Vi/Ws * CpndVariable

Name	Value	Description
DF	1.000	Dilution Factor
Vt	10000.000	Volume of final extract
Vi	1.000	volume injected
Ws	30.000	initial volume of sample
Cpnd Variable		Local Compound Variable

				CONCENTRATIONS ON-COL	FINAL		
RT	EXP RT	DLT RT	RESPONSE	(ng)	(ug/Kg)	TARGET RANGE	RATIO
$ 1 Tetrachloro-m-xylene						CAS #: 877-09-8	
4.885	4.882	0.003	1118862	0.00333	0.03332		
4 alpha-BHC						CAS #: 319-84-6	
5.839	5.836	0.003	1709004	0.00316	1.054		
5 gamma-BHC (Lindane)						CAS #: 58-89-9	
6.343	6.341	0.002	1508911	0.00314	1.046		
6 beta-BHC						CAS #: 319-85-7	
6.514	6.512	0.002	662230	0.00349	1.163		
7 delta-BHC						CAS #: 319-86-8	
6.754	6.752	0.002	3039239	0.00348	1.161		
9 Heptachlor						CAS #: 76-44-8	
7.095	7.071	0.024	2925496	0.00256	0.8530		

```
   10 Aldrin                                      CAS #: 309-00-2
7.567    7.565    0.002         1073633 0.00318    1.060
--------------------------------------------------------------------------------
```

RT	EXP RT	DLT RT	RESPONSE	CONCENTRATIONS ON-COL (ng)	FINAL (ug/Kg)	TARGET RANGE	RATIO
12 Heptachlor epoxide					CAS #: 1024-57-3		
8.915	8.913	0.002	2907411	0.00379	1.264		
13 gamma-Chlordane					CAS #: 5103-74-2		
9.186	9.186	0.000	902300	0.00332	1.108		
14 alpha-Chlordane					CAS #: 5103-71-9		
9.462	9.461	0.001	987097	0.00356	1.188		
16 4,4'-DDE					CAS #: 72-55-9		
9.756	9.757	-0.001	938330	0.00340	1.134		
15 Endosulfan I					CAS #: 959-98-8		
9.674	9.673	0.001	2427061	0.00356	1.188		
17 Dieldrin					CAS #: 60-57-1		
10.106	10.105	0.001	1055497	0.00352	1.174		
20 Endrin					CAS #: 72-20-8		
10.453	10.452	0.001	1028531	0.00392	1.307		
22 4,4'-DDD					CAS #: 72-54-8		
10.714	10.714	0.000	822704	0.00347	1.157		
23 Endosulfan II					CAS #: 33213-65-9		
10.793	10.792	0.001	1013430	0.00377	1.257		
24 4,4'-DDT					CAS #: 50-29-3		
11.106	11.105	0.001	911975	0.00357	1.192		
26 Endrin aldehyde					CAS #: 7421-93-4		
11.395	11.394	0.001	822161	0.00365	1.215		
27 Methoxychlor					CAS #: 72-43-5		
11.809	11.807	0.002	509465	0.00412	1.373		
28 Endosulfan sulfate					CAS #: 1031-07-8		
11.946	11.944	0.002	962671	0.00375	1.249		
29 Endrin ketone					CAS #: 53494-70-5		
12.256	12.254	0.002	1038465	0.00352	1.173		
$ 30 Decachlorobiphenyl					CAS #: 2051-24-3		
13.455	13.455	0.000	1002982	0.00386	0.03859		

Data File: \\cansvr11\dd\chem\GCS\a2hp3.i\100107-1.b\008F0801.D

Date : 07-JAN-2010 12:37

Client ID:

Instrument: a2hp3.i

Sample Info: AB 0.4 Solid MDL

Volume Injected (uL): 1.0

Operator: 093905

Column phase: clp pesticides

Column diameter: 0.53

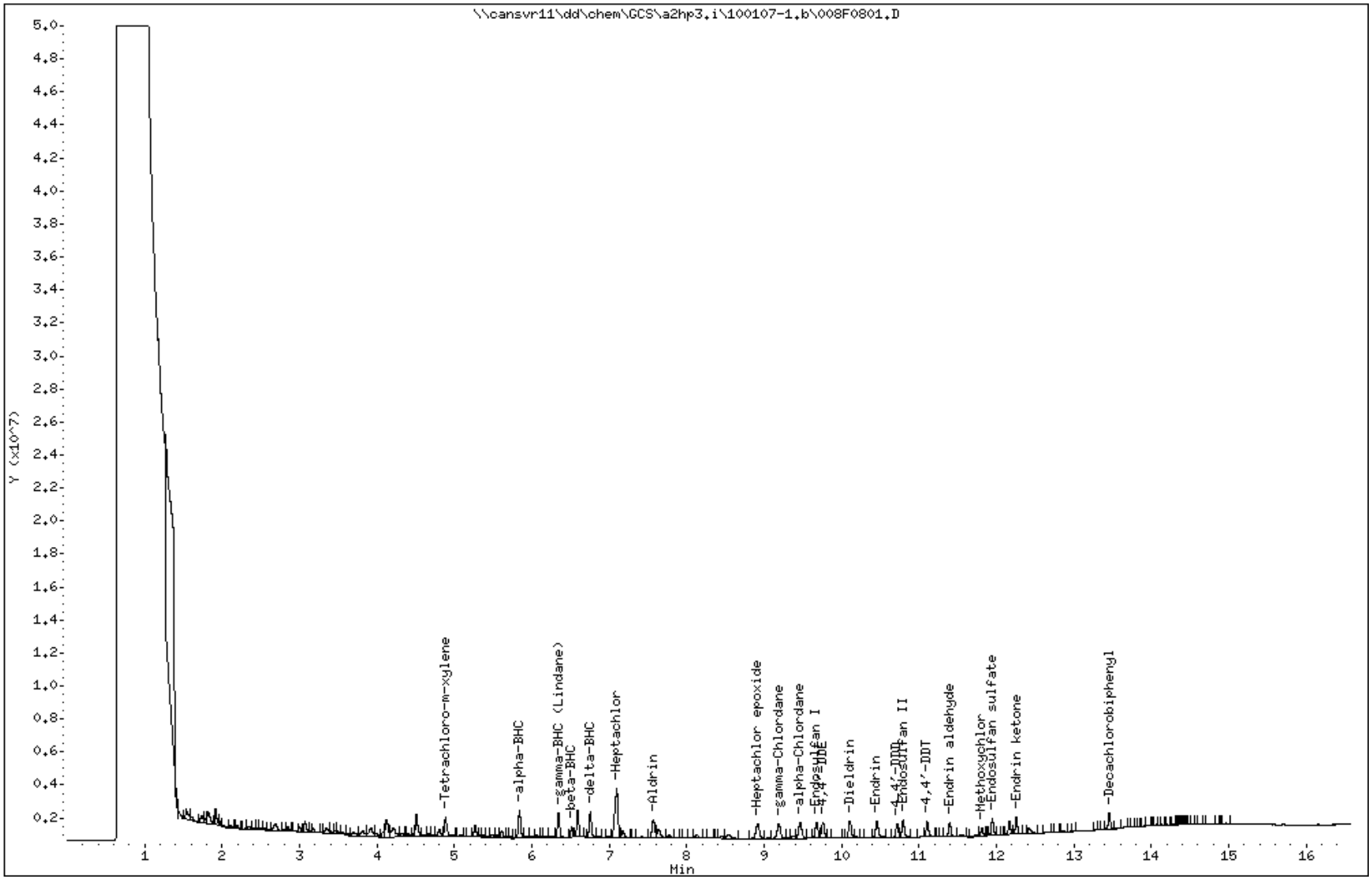

COMPOUNDS and EXP. RT REPORT

Operator: 093905 Date Acquired: 07-JAN-2010 12:37
Data File: //cansvr11/dd/chem/GCS/a2hp3.i/100107-1.b/008F0801.D
Lab Sample ID: AB 0.4 Solid MDL
Misc. Info: SOLID AB MDL VERIFICATION tv = 1.33 ug/kg
Instrument: a2hp3.i
Method: \\cansvr11\dd\chem\GCS\a2hp3.i\100107-1.b\PEST3.m
Dilution Factor: 1

Compound	RT	Area	Amount	Conc
1) Tetrachloro-m-xylene	4.885	2877582	0.003	0.033 ug/Kg
4) alpha-BHC	5.839	3498161	0.003	1.054 ug/Kg
5) gamma-BHC (Lindane)	6.344	3010358	0.003	1.046 ug/Kg
6) beta-BHC	6.514	1273780	0.003	1.163 ug/Kg
7) delta-BHC	6.754	3039239	0.003	1.161 ug/Kg
9) Heptachlor	7.095	8250531	0.003	0.853 ug/Kg
10) Aldrin	7.568	2674869	0.003	1.061 ug/Kg
12) Heptachlor epoxide	8.915	2907411	0.004	1.264 ug/Kg
13) gamma-Chlordane	9.186	2912389	0.003	1.108 ug/Kg
14) alpha-Chlordane	9.463	2856210	0.004	1.188 ug/Kg
15) Endosulfan I	9.674	2427061	0.004	1.188 ug/Kg
16) 4,4'-DDE	9.756	2463210	0.003	1.135 ug/Kg
17) Dieldrin	10.106	2637551	0.004	1.174 ug/Kg
20) Endrin	10.454	2633482	0.004	1.307 ug/Kg
22) 4,4'-DDD	10.714	1777429	0.003	1.157 ug/Kg
23) Endosulfan II	10.794	2326872	0.004	1.257 ug/Kg
24) 4,4'-DDT	11.106	1956273	0.004	1.192 ug/Kg
26) Endrin aldehyde	11.395	1819345	0.004	1.215 ug/Kg
27) Methoxychlor	11.809	1114491	0.004	1.373 ug/Kg
28) Endosulfan sulfate	11.946	1917228	0.004	1.249 ug/Kg
29) Endrin ketone	12.256	1942042	0.004	1.173 ug/Kg
30) Decachlorobiphenyl	13.455	2050244	0.004	0.039 ug/Kg

TestAmerica North Canton

PESTICIDE 8081/608

Data file : \\cansvr11\dd\chem\GCS\a2hp3.i\100107-1.b\009F0901.D
Lab Smp Id: AB 0.2 Solid MDL
Inj Date : 07-JAN-2010 13:02
Operator : 093905   Inst ID: a2hp3.i
Smp Info : AB 0.2 Solid MDL
Misc Info : SOLID AB MDL VERIFICATION tv = 0.67 ug/kg
Comment   :
Method   : \\cansvr11\dd\chem\GCS\a2hp3.i\100107-1.b\PEST3.m
Meth Date : 11-Jan-2010 09:46 vandorenc Quant Type: ESTD
Cal Date : 18-DEC-2009 13:54   Cal File: 013F1301.D
Als bottle: 9
Dil Factor: 1.00000
Integrator: Falcon   Compound Sublist: 1-ab.sub
Target Version: 4.14   Sample Matrix: SOIL
Processing Host: CANPGCSV23

Concentration Formula: Amt * DF * Vt*Vi/Ws * CpndVariable

Name	Value	Description
DF	1.000	Dilution Factor
Vt	10000.000	Volume of final extract
Vi	1.000	volume injected
Ws	30.000	initial volume of sample
Cpnd Variable		Local Compound Variable

				CONCENTRATIONS ON-COL	FINAL		
RT	EXP RT	DLT RT	RESPONSE	(ng)	(ug/Kg)	TARGET RANGE	RATIO
$ 1 Tetrachloro-m-xylene						CAS #: 877-09-8	
4.886	4.882	0.004	623500	0.00186	0.01857		
4 alpha-BHC						CAS #: 319-84-6	
5.838	5.836	0.002	893778	0.00165	0.5512		
5 gamma-BHC (Lindane)						CAS #: 58-89-9	
6.342	6.341	0.001	842252	0.00175	0.5839		
6 beta-BHC						CAS #: 319-85-7	
6.513	6.512	0.001	367226	0.00194	0.6451		
7 delta-BHC						CAS #: 319-86-8	
6.754	6.752	0.002	1667052	0.00191	0.6370		
9 Heptachlor						CAS #: 76-44-8	
7.096	7.071	0.025	4323007	0.00703	2.345		

```
   10 Aldrin                                        CAS #: 309-00-2
7.567    7.565    0.002          599362 0.00178   0.5921
--------------------------------------------------------------------------------
```

RT	EXP RT	DLT RT	RESPONSE	CONCENTRATIONS ON-COL (ng)	CONCENTRATIONS FINAL (ug/Kg)	TARGET RANGE	RATIO
12 Heptachlor epoxide					CAS #: 1024-57-3		
8.916	8.913	0.003	1691284	0.00221	0.7350		
13 gamma-Chlordane					CAS #: 5103-74-2		
9.187	9.186	0.001	478009	0.00176	0.5870		
14 alpha-Chlordane					CAS #: 5103-71-9		
9.463	9.461	0.002	538071	0.00194	0.6474		
16 4,4'-DDE					CAS #: 72-55-9		
9.757	9.757	0.000	536761	0.00195	0.6490		
15 Endosulfan I					CAS #: 959-98-8		
9.676	9.673	0.003	1418821	0.00208	0.6946		
17 Dieldrin					CAS #: 60-57-1		
10.106	10.105	0.001	597821	0.00200	0.6651		
20 Endrin					CAS #: 72-20-8		
10.454	10.452	0.002	576781	0.00220	0.7329		
22 4,4'-DDD					CAS #: 72-54-8		
10.714	10.714	0.000	456737	0.00193	0.6421		
23 Endosulfan II					CAS #: 33213-65-9		
10.793	10.792	0.001	560326	0.00209	0.6952		
24 4,4'-DDT					CAS #: 50-29-3		
11.105	11.105	0.000	518407	0.00203	0.6774		
26 Endrin aldehyde					CAS #: 7421-93-4		
11.393	11.394	-0.001	488955	0.00217	0.7227		
27 Methoxychlor					CAS #: 72-43-5		
11.807	11.807	0.000	257435	0.00208	0.6940		
28 Endosulfan sulfate					CAS #: 1031-07-8		
11.944	11.944	0.000	560644	0.00218	0.7275		
29 Endrin ketone					CAS #: 53494-70-5		
12.255	12.254	0.001	574904	0.00195	0.6492		
$ 30 Decachlorobiphenyl					CAS #: 2051-24-3		
13.456	13.455	0.001	567441	0.00218	0.02183		

Data File: \\cansvr11\dd\chem\GCS\a2hp3.i\100107-1.b\009F0901.D

Date : 07-JAN-2010 13:02

Client ID:

Instrument: a2hp3.i

Sample Info: AB 0.2 Solid MDL

Volume Injected (uL): 1.0

Operator: 093905

Column phase: clp pesticides

Column diameter: 0.53

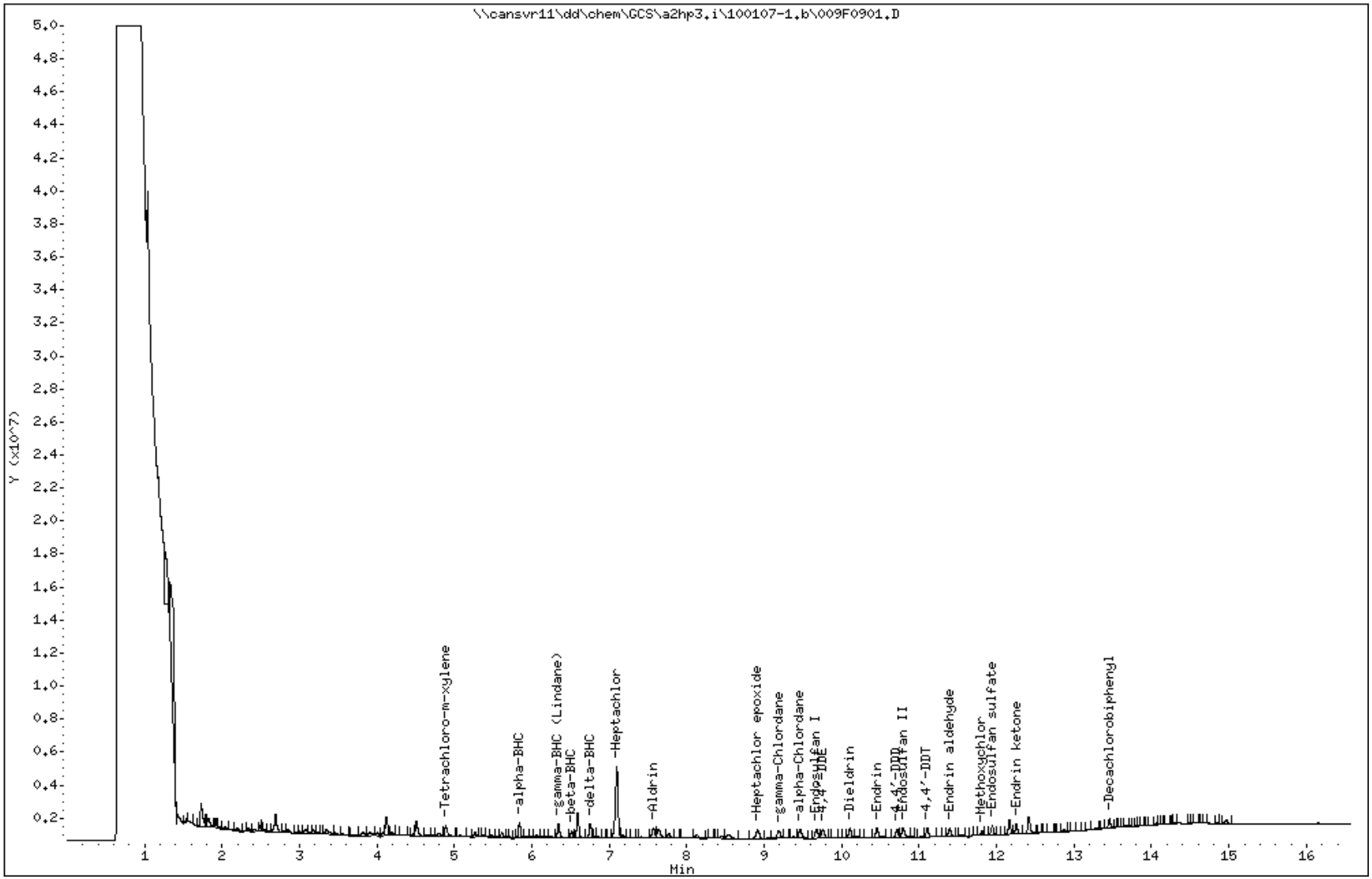

COMPOUNDS and EXP. RT REPORT

Operator: 093905 Date Acquired: 07-JAN-2010 13:02
Data File: //cansvr11/dd/chem/GCS/a2hp3.i/100107-1.b/009F0901.D
Lab Sample ID: AB 0.2 Solid MDL
Misc. Info: SOLID AB MDL VERIFICATION tv = 0.67 ug/kg
Instrument: a2hp3.i
Method: \\cansvr11\dd\chem\GCS\a2hp3.i\100107-1.b\PEST3.m
Dilution Factor: 1

Compound	RT	Area	Amount	Conc
1) Tetrachloro-m-xylene	4.886	1686276	0.002	0.019 ug/Kg
4) alpha-BHC	5.839	1652097	0.002	0.551 ug/Kg
5) gamma-BHC (Lindane)	6.343	1658353	0.002	0.584 ug/Kg
6) beta-BHC	6.514	664565	0.002	0.645 ug/Kg
7) delta-BHC	6.755	1667052	0.002	0.637 ug/Kg
9) Heptachlor	7.096	10236384	0.007	2.345 ug/Kg
10) Aldrin	7.568	1462574	0.002	0.592 ug/Kg
12) Heptachlor epoxide	8.916	1691284	0.002	0.735 ug/Kg
13) gamma-Chlordane	9.187	1366873	0.002	0.587 ug/Kg
14) alpha-Chlordane	9.464	1535666	0.002	0.647 ug/Kg
15) Endosulfan I	9.676	1418821	0.002	0.695 ug/Kg
16) 4,4'-DDE	9.758	1419297	0.002	0.649 ug/Kg
17) Dieldrin	10.106	1507384	0.002	0.665 ug/Kg
20) Endrin	10.455	1603986	0.002	0.733 ug/Kg
22) 4,4'-DDD	10.715	1047925	0.002	0.642 ug/Kg
23) Endosulfan II	10.794	1397557	0.002	0.695 ug/Kg
24) 4,4'-DDT	11.105	1247941	0.002	0.677 ug/Kg
26) Endrin aldehyde	11.394	1133654	0.002	0.723 ug/Kg
27) Methoxychlor	11.808	467483	0.002	0.694 ug/Kg
28) Endosulfan sulfate	11.945	1197582	0.002	0.727 ug/Kg
29) Endrin ketone	12.255	1096629	0.002	0.649 ug/Kg
30) Decachlorobiphenyl	13.456	1207889	0.002	0.022 ug/Kg

TestAmerica North Canton

PESTICIDE 8081/608

Data file : \\cansvr11\dd\chem\GCS\a2hp3.i\100107-1.b\010F1001.D
Lab Smp Id: TC SOLID MDL
Inj Date : 07-JAN-2010 13:26
Operator : 093905   Inst ID: a2hp3.i
Smp Info : TC SOLID MDL
Misc Info : TE-CHLOR SOLID MDL VERIFICATION tv = 5ug-kg
Comment   :
Method   : \\cansvr11\dd\chem\GCS\a2hp3.i\100107-1.b\PEST3.m
Meth Date : 11-Jan-2010 09:46 vandorenc Quant Type: ESTD
Cal Date : 18-DEC-2009 13:54   Cal File: 013F1301.D
Als bottle: 10
Dil Factor: 1.00000
Integrator: Falcon   Compound Sublist: 15-techlor.sub
Target Version: 4.14   Sample Matrix: SOIL
Processing Host: CANPGCSV23

Concentration Formula: Amt * DF * Vt*Vi/Ws * CpndVariable

Name	Value	Description
DF	1.000	Dilution Factor
Vt	10000.000	Volume of final extract
Vi	1.000	volume injected
Ws	30.000	initial volume of sample
Cpnd Variable		Local Compound Variable

				CONCENTRATIONS ON-COL (ng)	FINAL (ug/Kg)	TARGET RANGE		RATIO
RT	EXP RT	DLT RT	RESPONSE					
8 Tech Chlordane					CAS #: 57-74-9			
6.942	6.940	0.002	493403	0.01528	5.092	0.00-	20.00	100.00
7.903	7.902	0.001	480805	0.01315	4.382	0.00-	20.00	97.45
9.188	9.186	0.002	1383507	0.01426	4.754	0.00-	20.00	280.40
9.462	9.458	0.004	2060684	0.01365	4.549	0.00-	20.00	417.65
		Average of Peak Concentrations =			4.694			

Data File: \\cansvr11\dd\chem\GCS\a2hp3.i\100107-1.b\010F1001.D

Date : 07-JAN-2010 13:26

Client ID:

Instrument: a2hp3.i

Sample Info: TC SOLID MDL

Volume Injected (uL): 1.0

Operator: 093905

Column phase: clp pesticides

Column diameter: 0.53

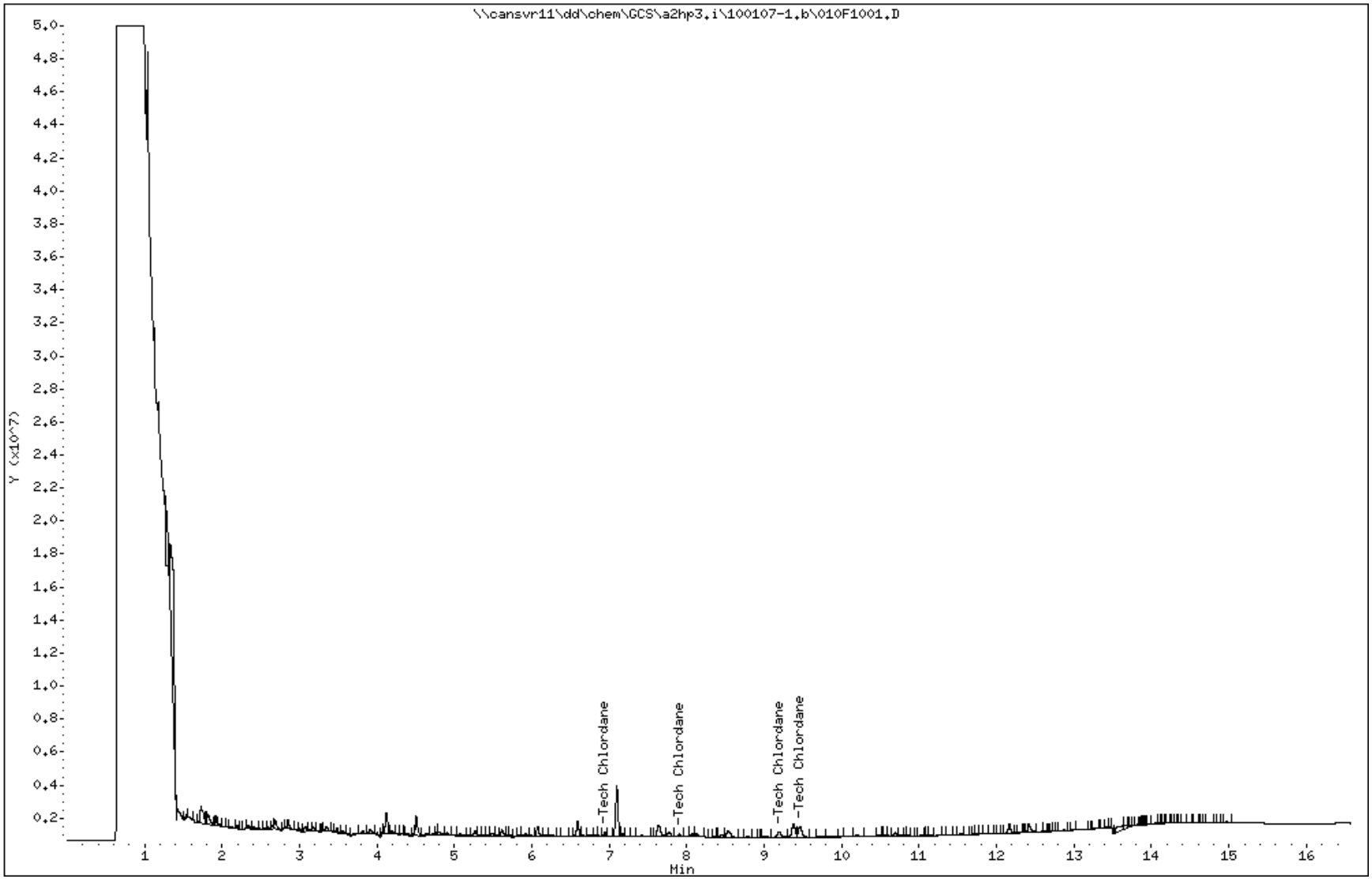

COMPOUNDS and EXP. RT REPORT

Operator: 093905 Date Acquired: 07-JAN-2010 13:26
Data File: //cansvr11/dd/chem/GCS/a2hp3.i/100107-1.b/010F1001.D
Lab Sample ID: TC SOLID MDL
Misc. Info: TE-CHLOR SOLID MDL VERIFICATION tv = 5ug-kg
Instrument: a2hp3.i
Method: \\cansvr11\dd\chem\GCS\a2hp3.i\100107-1.b\PEST3.m
Dilution Factor: 1

Compound	RT	Area	Amount	Conc
8) Tech Chlordane	6.942	493403	0.015	5.092 ug/Kg

TestAmerica North Canton

PESTICIDE 8081/608

Data file : \\cansvr11\dd\chem\GCS\a2hp3.i\100107-1.b\012F1201.D
Lab Smp Id: MDL SOLID BLK
Inj Date : 07-JAN-2010 14:16
Operator : 093905   Inst ID: a2hp3.i
Smp Info : MDL SOLID BLK
Misc Info :
Comment   :
Method   : \\cansvr11\dd\chem\GCS\a2hp3.i\100107-1.b\PEST3.m
Meth Date : 11-Jan-2010 09:46 vandorenc Quant Type: ESTD
Cal Date : 18-DEC-2009 13:54   Cal File: 013F1301.D
Als bottle: 12
Dil Factor: 1.00000
Integrator: Falcon   Compound Sublist: 19-pestap9.sub
Target Version: 4.14   Sample Matrix: SOIL
Processing Host: CANPGCSV23

Concentration Formula: Amt * DF * Vt*Vi/Ws * CpndVariable

Name	Value	Description
DF	1.000	Dilution Factor
Vt	10000.000	Volume of final extract
Vi	1.000	volume injected
Ws	30.000	initial volume of sample
Cpnd Variable		Local Compound Variable

				CONCENTRATIONS ON-COL	FINAL		
RT	EXP RT	DLT RT	RESPONSE	(ng)	(ug/Kg)	TARGET RANGE	RATIO
$ 1 Tetrachloro-m-xylene						CAS #: 877-09-8	
4.901	4.882	0.019	613927	0.00183	0.01828		
25 Mirex						CAS #: 2385-85-5	

Peaks not detected for Quant. or Qual. signal(s).

3 Hexachlorobenzene						CAS #: 118-74-1	
5.555	5.559	-0.004	255223	3e-004	0.08597		
		Average of Peak Concentrations =			0.08597		
2 Diallate						CAS #: 2303-16-4	

Peaks not detected for Quant. or Qual. signal(s).

RT	EXP RT	DLT RT	RESPONSE	CONCENTRATIONS ON-COL (ng)	FINAL (ug/Kg)	TARGET RANGE	RATIO
11 Isodrin					CAS #: 465-73-6		
Peaks not detected for Quant. or Qual. signal(s).							
21 Kepone					CAS #: 143-50-0		
Peaks not detected for Quant. or Qual. signal(s).							
18 Chlorobenzilate					CAS #: 510-15-6		
10.820	10.816	0.004	40253	0.00111	0.3706		
4 alpha-BHC					CAS #: 319-84-6		
5.832	5.836	-0.004	56592	1.e-004	0.03490		
5 gamma-BHC (Lindane)					CAS #: 58-89-9		
Peaks not detected for Quant. or Qual. signal(s).							
6 beta-BHC					CAS #: 319-85-7		
6.503	6.512	-0.009	14768	8e-005	0.02594		
7 delta-BHC					CAS #: 319-86-8		
6.749	6.752	-0.003	332346	4e-004	0.1270		
9 Heptachlor					CAS #: 76-44-8		
7.097	7.071	0.026	3931929	0.00578	1.927		
10 Aldrin					CAS #: 309-00-2		
Peaks not detected for Quant. or Qual. signal(s).							
12 Heptachlor epoxide					CAS #: 1024-57-3		
8.927	8.913	0.014	15666	2.e-005	0.006808		
13 gamma-Chlordane					CAS #: 5103-74-2		
Peaks not detected for Quant. or Qual. signal(s).							
14 alpha-Chlordane					CAS #: 5103-71-9		
Peaks not detected for Quant. or Qual. signal(s).							
16 4,4'-DDE					CAS #: 72-55-9		
Peaks not detected for Quant. or Qual. signal(s).							

---

15 Endosulfan I CAS #: 959-98-8

Peaks not detected for Quant. or Qual. signal(s).

RT	EXP RT	DLT RT	RESPONSE	CONCENTRATIONS ON-COL (ng)	FINAL (ug/Kg)	TARGET RANGE	RATIO

17 Dieldrin CAS #: 60-57-1

Peaks not detected for Quant. or Qual. signal(s).

---

20 Endrin CAS #: 72-20-8

Peaks not detected for Quant. or Qual. signal(s).

---

22 4,4'-DDD CAS #: 72-54-8

10.702	10.714	-0.012	7923	3e-005	0.01114		

---

23 Endosulfan II CAS #: 33213-65-9

10.763	10.792	-0.029	23071	9e-005	0.02862		

---

19 Toxaphene CAS #: 8001-35-2

Peaks not detected for Quant. or Qual. signal(s).

---

8 Tech Chlordane CAS #: 57-74-9

Peaks not detected for Quant. or Qual. signal(s).

---

24 4,4'-DDT CAS #: 50-29-3

Peaks not detected for Quant. or Qual. signal(s).

---

26 Endrin aldehyde CAS #: 7421-93-4

11.380	11.394	-0.014	43969	2e-004	0.06499		

---

27 Methoxychlor CAS #: 72-43-5

Peaks not detected for Quant. or Qual. signal(s).

---

28 Endosulfan sulfate CAS #: 1031-07-8

11.925	11.944	-0.019	59795	2e-004	0.07759		

---

29 Endrin ketone CAS #: 53494-70-5

Peaks not detected for Quant. or Qual. signal(s).

$ 30 Decachlorobiphenyl CAS #: 2051-24-3

13.463	13.455	0.008	67766	3e-004	0.002607		

Data File: \\cansvr11\dd\chem\GCS\a2hp3.i\100107-1.b\012F1201.D

Date : 07-JAN-2010 14:16

Client ID:

Instrument: a2hp3.i

Sample Info: MDL SOLID BLK

Volume Injected (uL): 1.0

Operator: 093905

Column phase: clp pesticides

Column diameter: 0.53

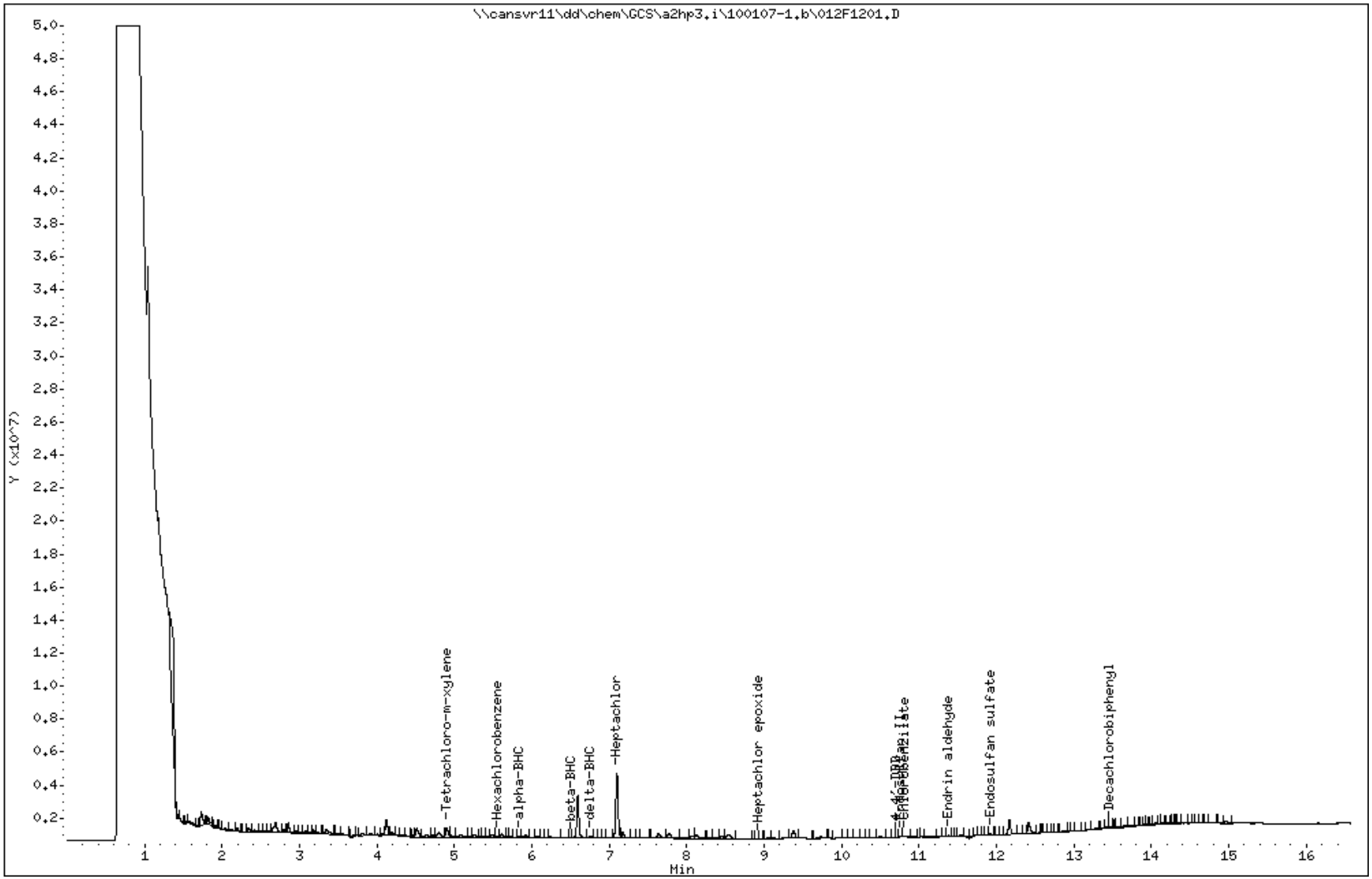

COMPOUNDS and EXP. RT REPORT

Operator: 093905 Date Acquired: 07-JAN-2010 14:16
Data File: //cansvr11/dd/chem/GCS/a2hp3.i/100107-1.b/012F1201.D
Lab Sample ID: MDL SOLID BLK
Misc. Info:
Instrument: a2hp3.i
Method: \\cansvr11\dd\chem\GCS\a2hp3.i\100107-1.b\PEST3.m
Dilution Factor: 1

Compound	RT	Area	Amount	Conc
1) Tetrachloro-m-xylene	4.902	1340481	0.002	0.018 ug/Kg
3) Hexachlorobenzene	5.555	255223	0.000	0.086 ug/Kg
2) Diallate	NOT DETECTED	Expected RT = 5.734		
4) alpha-BHC	5.833	165223	0.000	0.035 ug/Kg
5) gamma-BHC (Lindane)	NOT DETECTED	Expected RT = 6.341		
6) beta-BHC	6.503	15120	0.000	0.026 ug/Kg
7) delta-BHC	6.749	332346	0.000	0.127 ug/Kg
8) Tech Chlordane	NOT DETECTED	Expected RT = 6.940		
9) Heptachlor	7.098	8286790	0.006	1.927 ug/Kg
10) Aldrin	NOT DETECTED	Expected RT = 7.565		
11) Isodrin	NOT DETECTED	Expected RT = 8.255		
12) Heptachlor epoxide	8.928	15666	0.000	0.007 ug/Kg
13) gamma-Chlordane	NOT DETECTED	Expected RT = 9.186		
14) alpha-Chlordane	NOT DETECTED	Expected RT = 9.461		
15) Endosulfan I	NOT DETECTED	Expected RT = 9.674		
16) 4,4'-DDE	NOT DETECTED	Expected RT = 9.757		
17) Dieldrin	NOT DETECTED	Expected RT = 10.105		
20) Endrin	NOT DETECTED	Expected RT = 10.453		
21) Kepone	NOT DETECTED	Expected RT = 10.535		
22) 4,4'-DDD	10.703	8866	0.000	0.011 ug/Kg
23) Endosulfan II	10.763	42027	0.000	0.029 ug/Kg
18) Chlorobenzilate	10.820	40253	0.001	0.371 ug/Kg
19) Toxaphene	NOT DETECTED	Expected RT = 10.892		
24) 4,4'-DDT	NOT DETECTED	Expected RT = 11.105		
26) Endrin aldehyde	11.380	75304	0.000	0.065 ug/Kg
25) Mirex	NOT DETECTED	Expected RT = 11.660		
27) Methoxychlor	NOT DETECTED	Expected RT = 11.808		
28) Endosulfan sulfate	11.926	101631	0.000	0.078 ug/Kg
29) Endrin ketone	NOT DETECTED	Expected RT = 12.255		
30) Decachlorobiphenyl	13.463	158687	0.000	0.003 ug/Kg

TestAmerica North Canton

PESTICIDE 8081/608

Data file : \\cansvr11\dd\chem\GCS\a2hp3.i\100115-1.b\007F0701.D
Lab Smp Id: TOX SOLID MDL
Inj Date : 15-JAN-2010 17:10
Operator : 093905   Inst ID: a2hp3.i
Smp Info : TOX SOLID MDL
Misc Info : TOX SOLID MDL VERIFICATION   tv = 20 ug/kg
Comment   :
Method   : \\cansvr11\dd\chem\GCS\a2hp3.i\100115-1.b\PEST3.m
Meth Date : 18-Jan-2010 08:30 vandorenc Quant Type: ESTD
Cal Date : 12-JAN-2010 02:49   Cal File: 031F3101.D
Als bottle: 7
Dil Factor: 1.00000
Integrator: Falcon   Compound Sublist: 16-toxaph.sub
Target Version: 4.14   Sample Matrix: SOIL
Processing Host: CANPGCSV23

Concentration Formula: Amt * DF * Vt*Vi/Ws * CpndVariable

Name	Value	Description
DF	1.000	Dilution Factor
Vt	10000.000	Volume of final extract
Vi	1.000	volume injected
Ws	30.000	initial volume of sample
Cpnd Variable		Local Compound Variable

				CONCENTRATIONS ON-COL (ng)	FINAL (ug/Kg)	TARGET RANGE	RATIO
19 Toxaphene					CAS #: 8001-35-2		
10.890	10.889	0.001	447167	0.04337	14.46	80.00- 120.00	100.00
11.233	11.233	0.000	417374	0.04201	14.00	114.04- 154.04	93.34
11.534	11.534	0.000	537284	0.05353	17.84	115.64- 155.64	120.15
11.797	11.796	0.001	496703	0.04015	13.38	52.78- 92.78	111.08
12.107	12.105	0.002	247281	0.03696	12.32	69.36- 109.36	55.30
		Average of Peak Concentrations =			14.40		

Data File: \\cansvr11\dd\chem\GCS\a2hp3.i\100115-1.b\007F0701.D

Date : 15-JAN-2010 17:10

Client ID:

Instrument: a2hp3.i

Sample Info: TOX SOLID MDL

Volume Injected (uL): 1.0

Operator: 093905

Column phase: clp pesticides

Column diameter: 0.53

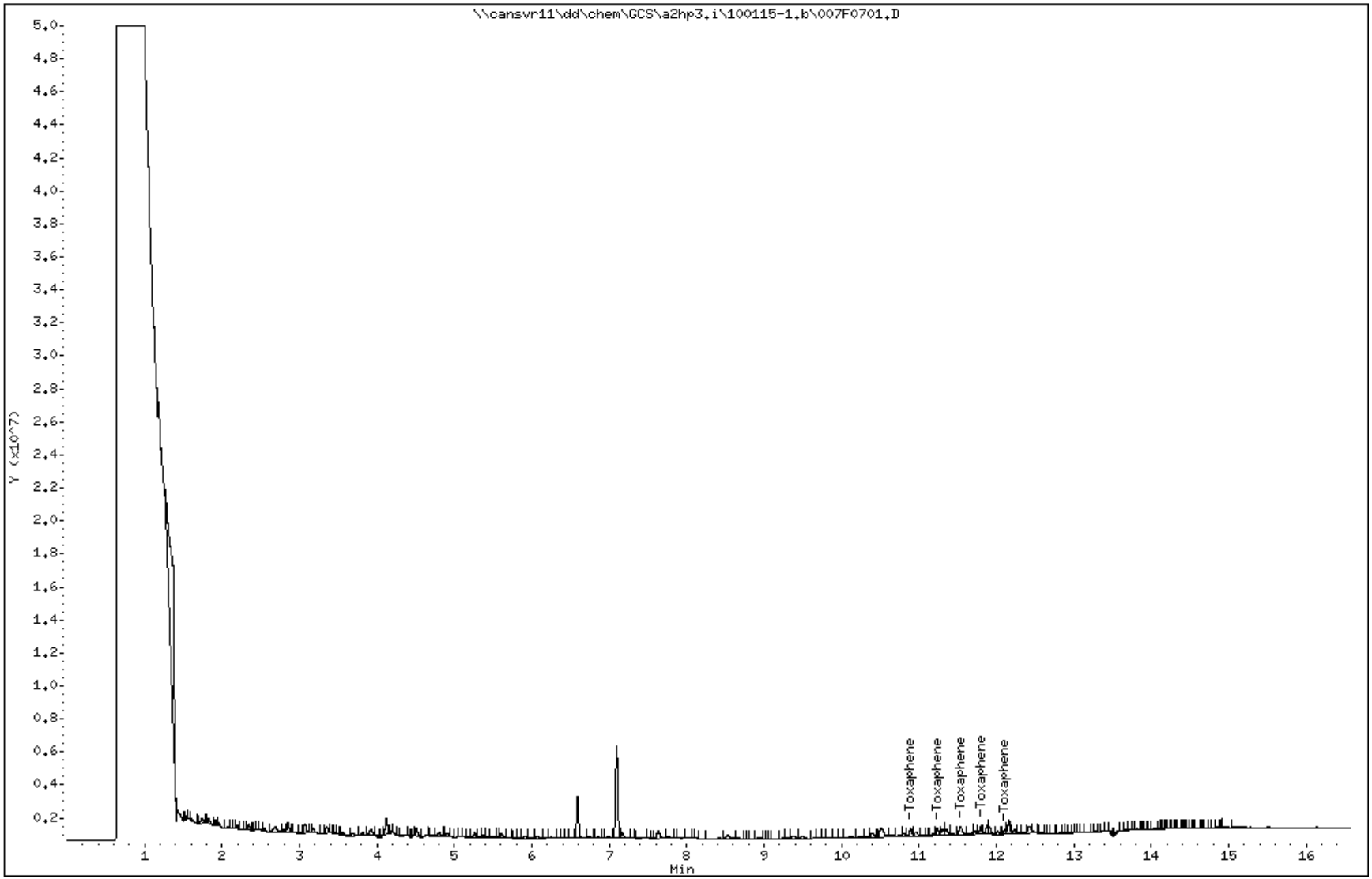

COMPOUNDS and EXP. RT REPORT

Operator: 093905 Date Acquired: 15-JAN-2010 17:10
Data File: //cansvr11/dd/chem/GCS/a2hp3.i/100115-1.b/007F0701.D
Lab Sample ID: TOX SOLID MDL
Misc. Info: TOX SOLID MDL VERIFICATION tv = 20 ug/kg
Instrument: a2hp3.i
Method: \\cansvr11\dd\chem\GCS\a2hp3.i\100115-1.b\PEST3.m
Dilution Factor: 1

Compound	RT	Area	Amount	Conc
19) Toxaphene	10.891	1069213	0.043	14.457 ug/Kg

TestAmerica North Canton

PESTICIDE 8081/608

Data file : \\cansvr11\dd\chem\GCS\a2hp3.i\100115-1.b\008F0801.D
Lab Smp Id: TOX MDL BLK
Inj Date : 15-JAN-2010 17:35
Operator : 093905   Inst ID: a2hp3.i
Smp Info : TOX MDL BLK
Misc Info : TOX SOLID MDL VERIFICATION BLANK
Comment   :
Method   : \\cansvr11\dd\chem\GCS\a2hp3.i\100115-1.b\PEST3.m
Meth Date : 18-Jan-2010 08:30 vandorenc Quant Type: ESTD
Cal Date : 12-JAN-2010 02:49   Cal File: 031F3101.D
Als bottle: 8
Dil Factor: 1.00000
Integrator: Falcon   Compound Sublist: 19-pestap9.sub
Target Version: 4.14   Sample Matrix: SOIL
Processing Host: CANPGCSV23

Concentration Formula: Amt * DF * Vt*Vi/Ws * CpndVariable

Name	Value	Description
DF	1.000	Dilution Factor
Vt	10000.000	Volume of final extract
Vi	1.000	volume injected
Ws	30.000	initial volume of sample
Cpnd Variable		Local Compound Variable

				CONCENTRATIONS ON-COL	FINAL		
RT	EXP RT	DLT RT	RESPONSE	(ng)	(ug/Kg)	TARGET RANGE	RATIO
$ 1 Tetrachloro-m-xylene						CAS #: 877-09-8	
4.901	4.880	0.021	217995	6e-004	0.006127		
25 Mirex						CAS #: 2385-85-5	
11.593	11.602	-0.009	41095				
3 Hexachlorobenzene						CAS #: 118-74-1	
5.553	5.532	0.021	43222	4.e-005	0.01332		
Average of Peak Concentrations =					0.01332		
2 Diallate						CAS #: 2303-16-4	
Qualifier signal(s) failed ratio test.							
11 Isodrin						CAS #: 465-73-6	
8.180	8.209	-0.029	93847	1e-004	0.03592		
21 Kepone						CAS #: 143-50-0	

```
10.505  10.500    0.005          189225 0.06652    22.17
--------------------------------------------------------------------------------
```

RT	EXP RT	DLT RT	RESPONSE	CONCENTRATIONS ON-COL (ng)	FINAL (ug/Kg)	TARGET RANGE	RATIO

18 Chlorobenzilate CAS #: 510-15-6

Qualifier signal(s) failed ratio test.

---

4 alpha-BHC CAS #: 319-84-6

Peaks not detected for Quant. or Qual. signal(s).

---

5 gamma-BHC (Lindane) CAS #: 58-89-9

6.340	6.340	0.000	15695	3.e-005	0.01015		

---

6 beta-BHC CAS #: 319-85-7

6.491	6.510	-0.019	11032	5e-005	0.01813		

---

7 delta-BHC CAS #: 319-86-8

6.762	6.751	0.011	393853	4e-004	0.1379		

---

9 Heptachlor CAS #: 76-44-8

7.094	7.089	0.005	6410341	0.01621	5.402		

---

10 Aldrin CAS #: 309-00-2

7.556	7.563	-0.007	15692	4e-005	0.01450		

---

12 Heptachlor epoxide CAS #: 1024-57-3

Peaks not detected for Quant. or Qual. signal(s).

---

13 gamma-Chlordane CAS #: 5103-74-2

Peaks not detected for Quant. or Qual. signal(s).

---

14 alpha-Chlordane CAS #: 5103-71-9

Peaks not detected for Quant. or Qual. signal(s).

---

16 4,4'-DDE CAS #: 72-55-9

9.761	9.753	0.008	46514	2e-004	0.05052		

---

15 Endosulfan I CAS #: 959-98-8

Peaks not detected for Quant. or Qual. signal(s).

---

17 Dieldrin CAS #: 60-57-1

Peaks not detected for Quant. or Qual. signal(s).

```
--------------------------------------------------------------------------------
   20 Endrin                                      CAS #: 72-20-8

Peaks not detected for Quant. or Qual. signal(s).

--------------------------------------------------------------------------------
   22 4,4'-DDD                                    CAS #: 72-54-8
10.694  10.711   -0.017           12330  4e-005  0.01490
--------------------------------------------------------------------------------
```

RT	EXP RT	DLT RT	RESPONSE	CONCENTRATIONS ON-COL (ng)	FINAL (ug/Kg)	TARGET RANGE	RATIO
23 Endosulfan II					CAS #: 33213-65-9		
10.814	10.789	0.025	24133	8.e-005	0.02681		
19 Toxaphene					CAS #: 8001-35-2		
10.899	10.889	0.010	8180	8e-004	0.2645	80.00- 120.00	100.00
11.209	11.233	-0.024	29067	0.00293	0.9753	114.04- 154.04	355.34
11.533	11.534	-0.001	139712	0.01392	4.640	115.64- 155.64	1707.97
11.781	11.796	-0.015	9720	8e-004	0.2619	52.78- 92.78	118.83
12.093	12.105	-0.012	5052	8e-004	0.2517	69.36- 109.36	61.76
Average of Peak Concentrations =					1.279		
8 Tech Chlordane					CAS #: 57-74-9		

Peaks not detected for Quant. or Qual. signal(s).

24 4,4'-DDT					CAS #: 50-29-3		

Peaks not detected for Quant. or Qual. signal(s).

26 Endrin aldehyde					CAS #: 7421-93-4		
11.376	11.391	-0.015	289667	6e-004	0.1861		
27 Methoxychlor					CAS #: 72-43-5		
11.781	11.804	-0.023	9720	7e-005	0.02254		
28 Endosulfan sulfate					CAS #: 1031-07-8		
11.922	11.941	-0.019	100955	3e-004	0.1121		
29 Endrin ketone					CAS #: 53494-70-5		
12.234	12.251	-0.017	17863	3e-005	0.009473		
$ 30 Decachlorobiphenyl					CAS #: 2051-24-3		
13.471	13.451	0.020	54304	2e-004	0.001884		

Data File: \\cansvr11\dd\chem\GCS\a2hp3.i\100115-1.b\008F0801.D

Date : 15-JAN-2010 17:35

Client ID:

Instrument: a2hp3.i

Sample Info: TOX MDL BLK

Volume Injected (uL): 1.0

Operator: 093905

Column phase: clp pesticides

Column diameter: 0.53

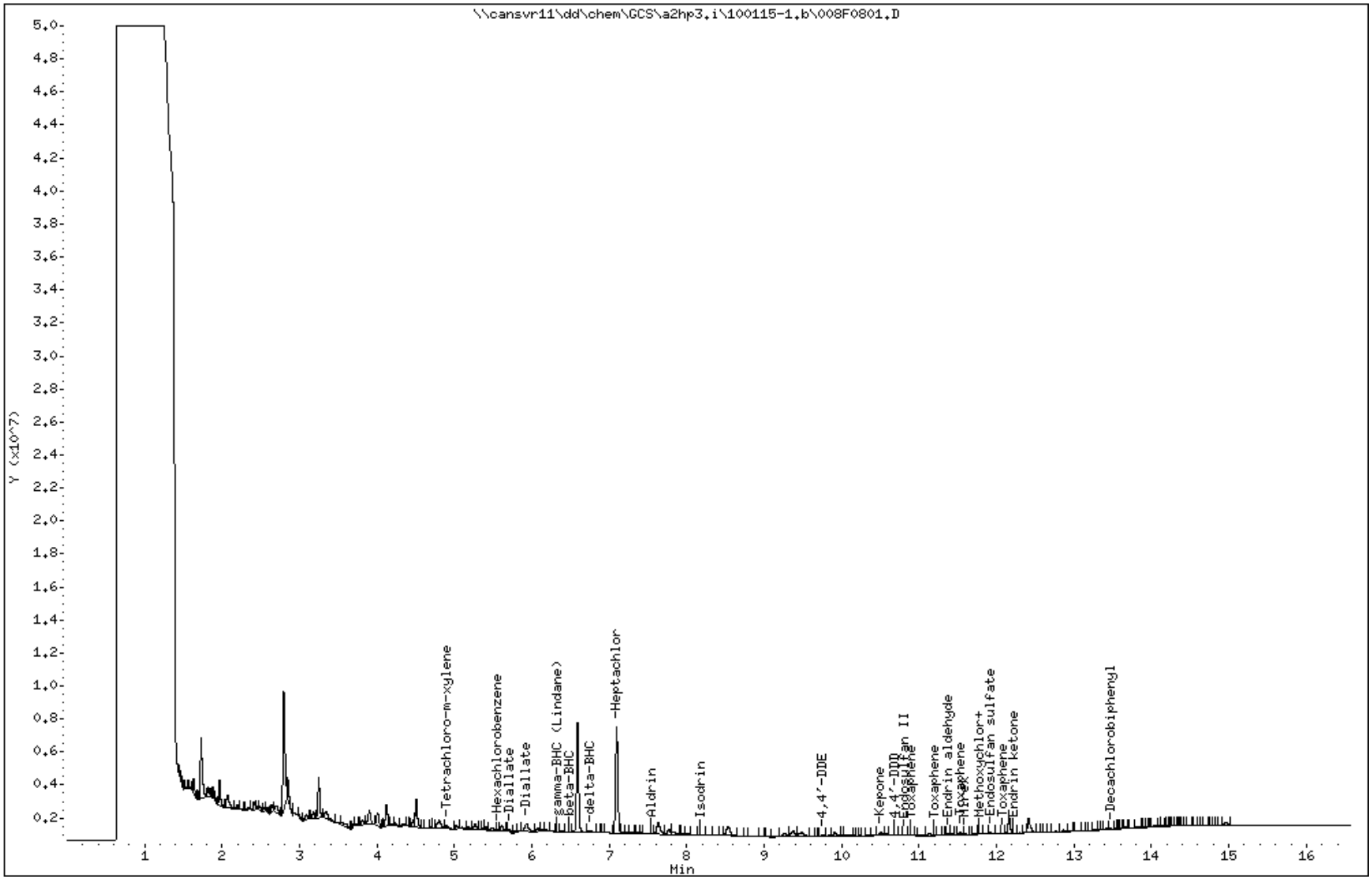

COMPOUNDS and EXP. RT REPORT

Operator: 093905 Date Acquired: 15-JAN-2010 17:35
Data File: //cansvr11/dd/chem/GCS/a2hp3.i/100115-1.b/008F0801.D
Lab Sample ID: TOX MDL BLK
Misc. Info: TOX SOLID MDL VERIFICATION BLANK
Instrument: a2hp3.i
Method: \\cansvr11\dd\chem\GCS\a2hp3.i\100115-1.b\PEST3.m
Dilution Factor: 1

	Compound	RT	Area	Amount	Conc
1)	Tetrachloro-m-xylene	4.902	516896	0.001	0.006 ug/Kg
3)	Hexachlorobenzene	5.553	43222	0.000	0.013 ug/Kg
2)	Diallate	NOT DETECTED	Expected RT = 5.708		
4)	alpha-BHC	NOT DETECTED	Expected RT = 5.836		
5)	gamma-BHC (Lindane)	6.341	18514	0.000	0.010 ug/Kg
6)	beta-BHC	6.492	13252	0.000	0.018 ug/Kg
7)	delta-BHC	6.762	393853	0.000	0.138 ug/Kg
8)	Tech Chlordane	NOT DETECTED	Expected RT = 6.939		
9)	Heptachlor	7.095	13242663	0.016	5.403 ug/Kg
10)	Aldrin	7.557	28323	0.000	0.015 ug/Kg
11)	Isodrin	8.181	93847	0.000	0.036 ug/Kg
12)	Heptachlor epoxide	NOT DETECTED	Expected RT = 8.909		
13)	gamma-Chlordane	NOT DETECTED	Expected RT = 9.184		
14)	alpha-Chlordane	NOT DETECTED	Expected RT = 9.459		
15)	Endosulfan I	NOT DETECTED	Expected RT = 9.671		
16)	4,4'-DDE	9.762	149690	0.000	0.051 ug/Kg
17)	Dieldrin	NOT DETECTED	Expected RT = 10.103		
20)	Endrin	NOT DETECTED	Expected RT = 10.451		
21)	Kepone	10.506	670965	0.067	22.173 ug/Kg
22)	4,4'-DDD	10.694	20150	0.000	0.015 ug/Kg
18)	Chlorobenzilate	NOT DETECTED	Expected RT = 10.783		
23)	Endosulfan II	10.814	56973	0.000	0.027 ug/Kg
19)	Toxaphene	10.899	17106	0.001	0.264 ug/Kg
24)	4,4'-DDT	NOT DETECTED	Expected RT = 11.102		
26)	Endrin aldehyde	11.377	289667	0.001	0.186 ug/Kg
25)	Mirex	11.593	80466	0.000	0.000 ug/Kg
27)	Methoxychlor	11.782	24067	0.000	0.023 ug/Kg
28)	Endosulfan sulfate	11.922	193568	0.000	0.112 ug/Kg
29)	Endrin ketone	12.235	17863	0.000	0.009 ug/Kg
30)	Decachlorobiphenyl	13.472	138672	0.000	0.002 ug/Kg

TestAmerica North Canton

PESTICIDES 8081/608

Data file : \\cansvr11\dd\chem\GCS\a2hp3.i\100107-1.b\100107-1.b\007F0701.D
Lab Smp Id: AB 1 SOLID MDL
Inj Date : 07-JAN-2010 12:12
Operator : 093905 Inst ID: a2hp3.i
Smp Info : AB 1 SOLID MDL
Misc Info : SOLID AB MDL VERIFICATION tv = 3.33 ug/kg
Comment :
Method : \\cansvr11\dd\chem\GCS\a2hp3.i\100107-1.b\PEST3.m\pest3r.m
Meth Date : 11-Jan-2010 10:00 vandorenc Quant Type: ESTD
Cal Date : 18-DEC-2009 13:54 Cal File: 013F1301.D
Als bottle: 7
Dil Factor: 1.00000
Integrator: Falcon Compound Sublist: 1-AB.sub
Target Version: 4.14 Sample Matrix: SOIL
Processing Host: CANPGCSV23

Concentration Formula: Amt * DF * Vt*Vi/Ws * CpndVariable

Name	Value	Description
DF	1.000	Dilution Factor
Vt	10000.000	Volume of final extract
Vi	1.000	volume injected
Ws	30.000	initial volume of sample
Cpnd Variable		Local Compound Variable

				CONCENTRATIONS ON-COL	FINAL		
RT	EXP RT	DLT RT	RESPONSE	(ng)	(ug/Kg)	TARGET RANGE	RATIO
$ 1 Tetrachloro-m-xylene						CAS #: 877-09-8	
5.735	5.733	0.002	736231	0.00915	0.09153		
4 alpha-BHC						CAS #: 319-84-6	
6.815	6.813	0.002	534145	0.00754	2.514		
5 gamma-BHC (Lindane)						CAS #: 58-89-9	
7.459	7.457	0.002	411488	0.00788	2.626		
6 beta-BHC						CAS #: 319-85-7	
7.673	7.672	0.001	183015	0.00905	3.018		
7 delta-BHC						CAS #: 319-86-8	
8.299	8.297	0.002	328601	0.00796	2.652		
8 Heptachlor						CAS #: 76-44-8	
8.380	8.378	0.002	833767	0.00877	2.922		

```
   10 Aldrin                                      CAS #: 309-00-2
9.127    9.126    0.001          816392 0.00789    2.630
--------------------------------------------------------------------------------
```

RT	EXP RT	DLT RT	RESPONSE	CONCENTRATIONS ON-COL (ng)	FINAL (ug/Kg)	TARGET RANGE	RATIO
12 Heptachlor epoxide					CAS #: 1024-57-3		
10.272	10.272	0.000	340401	0.00825	2.750		
13 gamma-Chlordane					CAS #: 5103-74-2		
10.583	10.582	0.001	355614	0.00827	2.756		
14 alpha-Chlordane					CAS #: 5103-71-9		
10.815	10.812	0.003	357165	0.00835	2.784		
16 4,4'-DDE					CAS #: 72-55-9		
11.137	11.136	0.001	353617	0.00830	2.765		
15 Endosulfan I					CAS #: 959-98-8		
10.867	10.864	0.003	695479	0.00879	2.931		
17 Dieldrin					CAS #: 60-57-1		
11.263	11.262	0.001	709269	0.00847	2.823		
20 Endrin					CAS #: 72-20-8		
11.659	11.657	0.002	656330	0.00963	3.210		
22 4,4'-DDD					CAS #: 72-54-8		
11.897	11.896	0.001	302869	0.00877	2.924		
23 Endosulfan II					CAS #: 33213-65-9		
11.942	11.940	0.002	353948	0.00919	3.064		
24 4,4'-DDT					CAS #: 50-29-3		
12.271	12.270	0.001	320393	0.00970	3.234		
25 Endrin aldehyde					CAS #: 7421-93-4		
12.367	12.366	0.001	293074	0.00923	3.076		
26 Endosulfan sulfate					CAS #: 1031-07-8		
12.693	12.691	0.002	339946	0.01097	3.655		
28 Methoxychlor					CAS #: 72-43-5		
13.077	13.073	0.004	198070	0.01155	3.851		
29 Endrin ketone					CAS #: 53494-70-5		
13.269	13.267	0.002	412087	0.01275	4.251		
$ 30 Decachlorobiphenyl					CAS #: 2051-24-3		
14.737	14.733	0.004	235713	0.01057	0.1057		

Data File: \\cansvr11\dd\chem\GCS\a2hp3.i\100107-1.b\100107-1.b\007F0701.D

Date : 07-JAN-2010 12:12

Client ID:

Instrument: a2hp3.i

Sample Info: AB 1 SOLID MDL

Volume Injected (uL): 1.0

Operator: 093905

Column phase: clp pesticides II

Column diameter: 0.53

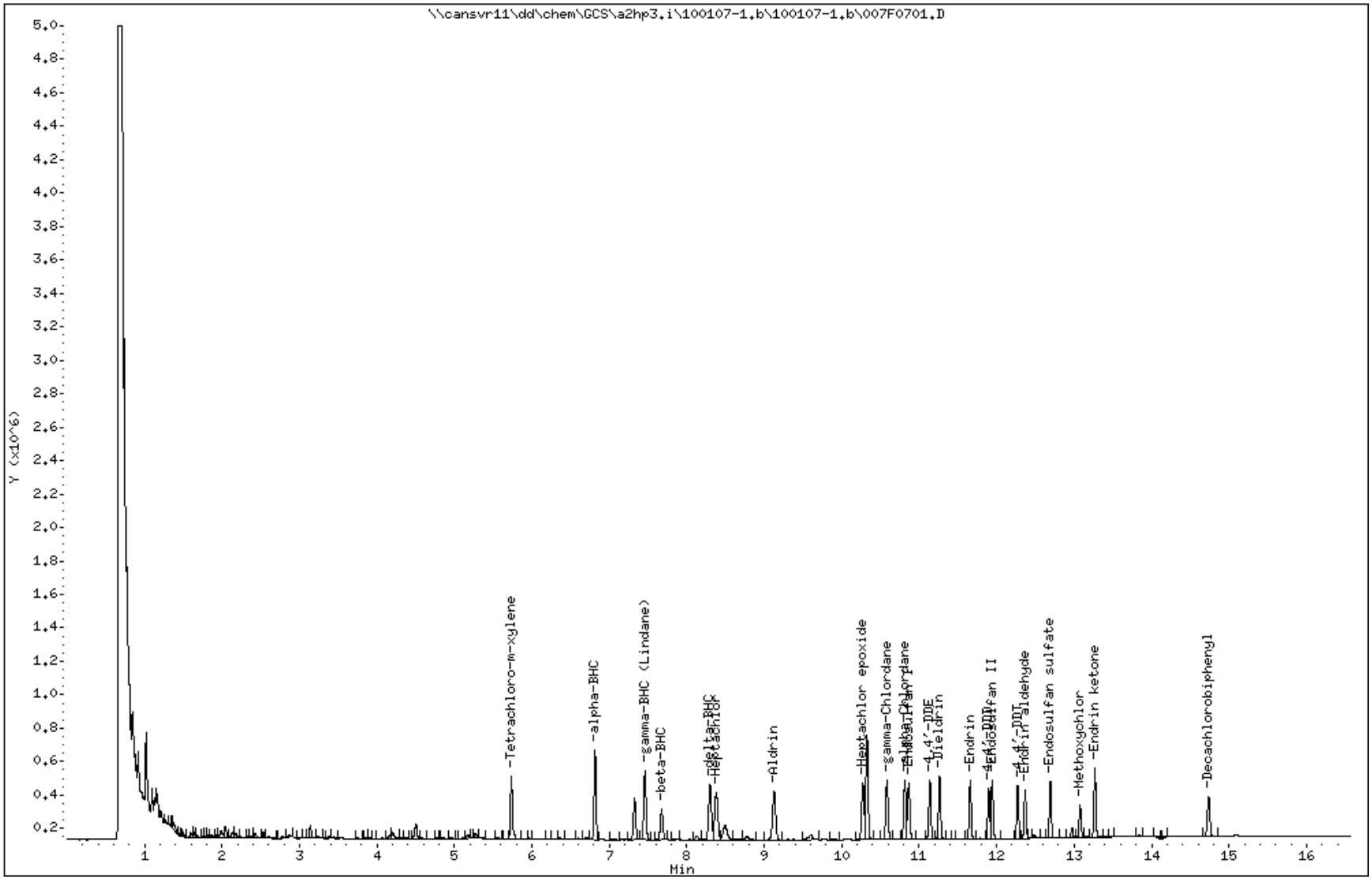

COMPOUNDS and EXP. RT REPORT

Operator: 093905 Date Acquired: 07-JAN-2010 12:12
Data File: //cansvr11/dd/chem/GCS/a2hp3.i/100107-1.b/100107-1.b/007F0701.D
Lab Sample ID: AB 1 SOLID MDL
Misc. Info: SOLID AB MDL VERIFICATION tv = 3.33 ug/kg
Instrument: a2hp3.i
Method: \\cansvr11\dd\chem\GCS\a2hp3.i\100107-1.b\PEST3.m\pest3r.m
Dilution Factor: 1

	Compound	RT	Area	Amount	Conc
1)	Tetrachloro-m-xylene	5.735	736231	0.009	0.092 ug/Kg
4)	alpha-BHC	6.815	925024	0.008	2.514 ug/Kg
5)	gamma-BHC (Lindane)	7.460	860595	0.008	2.627 ug/Kg
6)	beta-BHC	7.674	436453	0.009	3.018 ug/Kg
7)	delta-BHC	8.300	864667	0.008	2.653 ug/Kg
8)	Heptachlor	8.380	833767	0.009	2.922 ug/Kg
10)	Aldrin	9.127	816392	0.008	2.631 ug/Kg
12)	Heptachlor epoxide	10.273	732893	0.008	2.750 ug/Kg
13)	gamma-Chlordane	10.584	743458	0.008	2.756 ug/Kg
14)	alpha-Chlordane	10.815	728836	0.008	2.785 ug/Kg
15)	Endosulfan I	10.867	695479	0.009	2.931 ug/Kg
16)	4,4'-DDE	11.138	660296	0.008	2.765 ug/Kg
17)	Dieldrin	11.264	709269	0.008	2.823 ug/Kg
20)	Endrin	11.660	656330	0.010	3.210 ug/Kg
22)	4,4'-DDD	11.898	524585	0.009	2.924 ug/Kg
23)	Endosulfan II	11.942	657614	0.009	3.064 ug/Kg
24)	4,4'-DDT	12.271	549575	0.010	3.235 ug/Kg
25)	Endrin aldehyde	12.368	513764	0.009	3.076 ug/Kg
26)	Endosulfan sulfate	12.694	595950	0.011	3.655 ug/Kg
28)	Methoxychlor	13.077	357528	0.012	3.851 ug/Kg
29)	Endrin ketone	13.270	719909	0.013	4.251 ug/Kg
30)	Decachlorobiphenyl	14.737	535253	0.011	0.106 ug/Kg

TestAmerica North Canton

PESTICIDES 8081/608

Data file : \\cansvr11\dd\chem\GCS\a2hp3.i\100107-1.b\100107-1.b\008F0801.D
Lab Smp Id: AB 0.4 Solid MDL
Inj Date : 07-JAN-2010 12:37
Operator : 093905 Inst ID: a2hp3.i
Smp Info : AB 0.4 Solid MDL
Misc Info : SOLID AB MDL VERIFICATION tv = 1.33 ug/kg
Comment :
Method : \\cansvr11\dd\chem\GCS\a2hp3.i\100107-1.b\PEST3.m\pest3r.m
Meth Date : 11-Jan-2010 10:00 vandorenc Quant Type: ESTD
Cal Date : 18-DEC-2009 13:54 Cal File: 013F1301.D
Als bottle: 8
Dil Factor: 1.00000
Integrator: Falcon Compound Sublist: 1-AB.sub
Target Version: 4.14 Sample Matrix: SOIL
Processing Host: CANPGCSV23

Concentration Formula: Amt * DF * Vt*Vi/Ws * CpndVariable

Name	Value	Description
DF	1.000	Dilution Factor
Vt	10000.000	Volume of final extract
Vi	1.000	volume injected
Ws	30.000	initial volume of sample
Cpnd Variable		Local Compound Variable

RT	EXP RT	DLT RT	RESPONSE	CONCENTRATIONS ON-COL (ng)	CONCENTRATIONS FINAL (ug/Kg)	TARGET RANGE	RATIO
$ 1 Tetrachloro-m-xylene						CAS #: 877-09-8	
5.736	5.733	0.003	261516	0.00325	0.03251		
4 alpha-BHC						CAS #: 319-84-6	
6.815	6.813	0.002	176341	0.00249	0.8300		
5 gamma-BHC (Lindane)						CAS #: 58-89-9	
7.459	7.457	0.002	144964	0.00278	0.9253		
6 beta-BHC						CAS #: 319-85-7	
7.675	7.672	0.003	74917	0.00371	1.235		
7 delta-BHC						CAS #: 319-86-8	
8.299	8.297	0.002	115102	0.00279	0.9291		
8 Heptachlor						CAS #: 76-44-8	
8.381	8.378	0.003	308475	0.00324	1.081		

```
   10 Aldrin                                      CAS #: 309-00-2
9.127    9.126    0.001          327504 0.00317    1.055
--------------------------------------------------------------------------------
```

RT	EXP RT	DLT RT	RESPONSE	CONCENTRATIONS ON-COL (ng)	CONCENTRATIONS FINAL (ug/Kg)	TARGET RANGE	RATIO
12 Heptachlor epoxide						CAS #: 1024-57-3	
10.273	10.272	0.001	127058	0.00308	1.026		
13 gamma-Chlordane						CAS #: 5103-74-2	
10.585	10.582	0.003	129048	0.00300	1.0000		
14 alpha-Chlordane						CAS #: 5103-71-9	
10.815	10.812	0.003	132007	0.00309	1.029		
16 4,4'-DDE						CAS #: 72-55-9	
11.137	11.136	0.001	124114	0.00291	0.9705		
15 Endosulfan I						CAS #: 959-98-8	
10.866	10.864	0.002	261712	0.00331	1.103		
17 Dieldrin						CAS #: 60-57-1	
11.264	11.262	0.002	258581	0.00309	1.029		
20 Endrin						CAS #: 72-20-8	
11.658	11.657	0.001	243142	0.00357	1.189		
22 4,4'-DDD						CAS #: 72-54-8	
11.897	11.896	0.001	109385	0.00317	1.056		
23 Endosulfan II						CAS #: 33213-65-9	
11.941	11.940	0.001	131628	0.00342	1.140		
24 4,4'-DDT						CAS #: 50-29-3	
12.272	12.270	0.002	107033	0.00324	1.080		
25 Endrin aldehyde						CAS #: 7421-93-4	
12.367	12.366	0.001	112990	0.00356	1.186		
26 Endosulfan sulfate						CAS #: 1031-07-8	
12.692	12.691	0.001	131053	0.00423	1.409		
28 Methoxychlor						CAS #: 72-43-5	
13.077	13.073	0.004	87829	0.00512	1.707		
29 Endrin ketone						CAS #: 53494-70-5	
13.266	13.267	-0.001	173732	0.00538	1.792		
$ 30 Decachlorobiphenyl						CAS #: 2051-24-3	
14.735	14.733	0.002	94072	0.00422	0.04217		

Data File: \\cansvr11\dd\chem\GCS\a2hp3.i\100107-1.b\100107-1.b\008F0801.D

Date : 07-JAN-2010 12:37

Client ID:

Instrument: a2hp3.i

Sample Info: AB 0.4 Solid MDL

Volume Injected (uL): 1.0

Operator: 093905

Column phase: clp pesticides II

Column diameter: 0.53

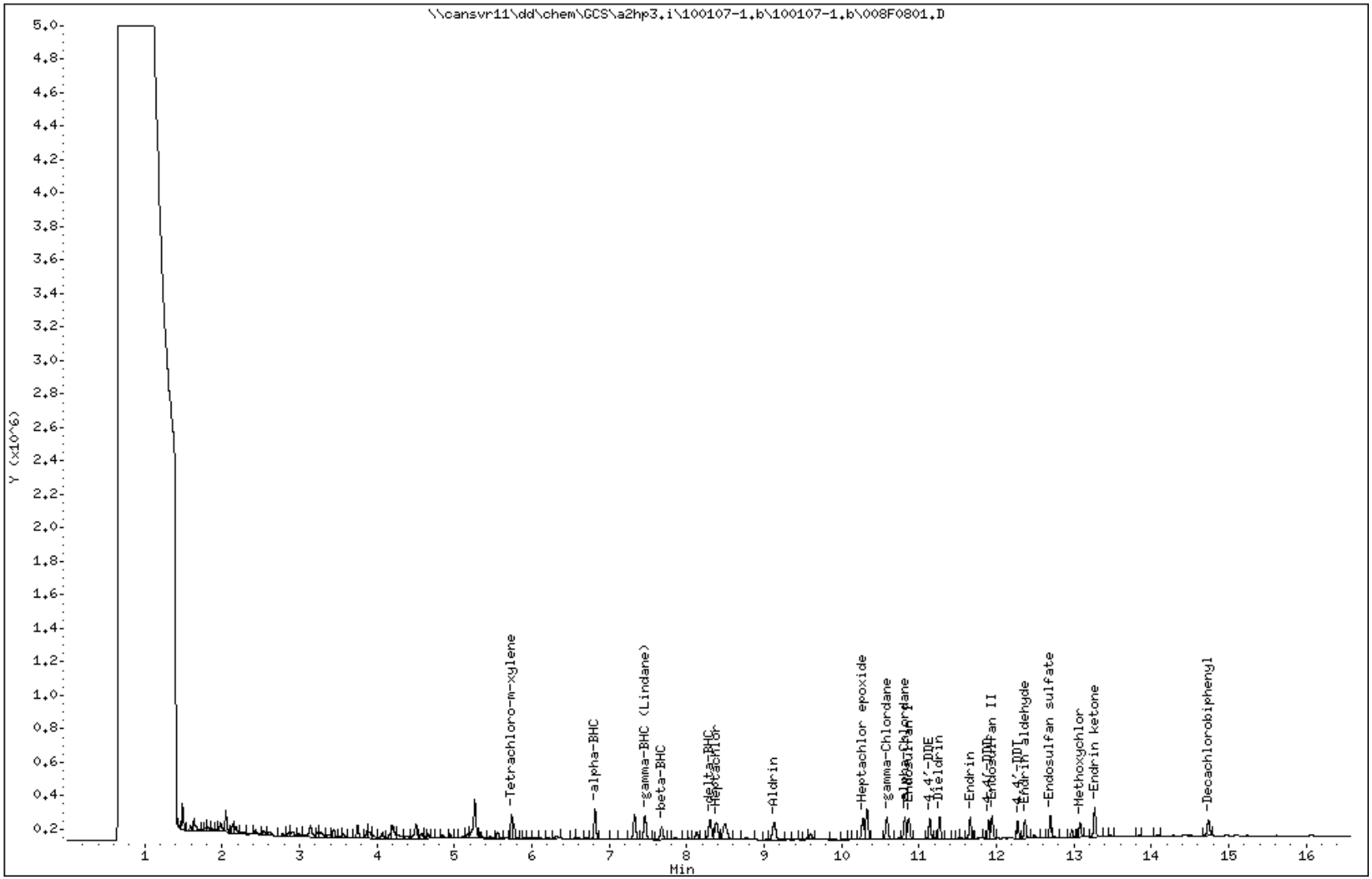

COMPOUNDS and EXP. RT REPORT

Operator: 093905 Date Acquired: 07-JAN-2010 12:37
Data File: //cansvr11/dd/chem/GCS/a2hp3.i/100107-1.b/100107-1.b/008F0801.D
Lab Sample ID: AB 0.4 Solid MDL
Misc. Info: SOLID AB MDL VERIFICATION tv = 1.33 ug/kg
Instrument: a2hp3.i
Method: \\cansvr11\dd\chem\GCS\a2hp3.i\100107-1.b\PEST3.m\pest3r.m
Dilution Factor: 1

	Compound	RT	Area	Amount	Conc
1)	Tetrachloro-m-xylene	5.737	261516	0.003	0.033 ug/Kg
4)	alpha-BHC	6.815	323450	0.002	0.830 ug/Kg
5)	gamma-BHC (Lindane)	7.459	318737	0.003	0.925 ug/Kg
6)	beta-BHC	7.675	190932	0.004	1.235 ug/Kg
7)	delta-BHC	8.299	306721	0.003	0.929 ug/Kg
8)	Heptachlor	8.382	308475	0.003	1.081 ug/Kg
10)	Aldrin	9.128	327504	0.003	1.055 ug/Kg
12)	Heptachlor epoxide	10.274	281301	0.003	1.027 ug/Kg
13)	gamma-Chlordane	10.585	281306	0.003	1.000 ug/Kg
14)	alpha-Chlordane	10.815	274438	0.003	1.029 ug/Kg
15)	Endosulfan I	10.867	261712	0.003	1.103 ug/Kg
16)	4,4'-DDE	11.138	235524	0.003	0.970 ug/Kg
17)	Dieldrin	11.264	258581	0.003	1.029 ug/Kg
20)	Endrin	11.659	243142	0.004	1.189 ug/Kg
22)	4,4'-DDD	11.898	189058	0.003	1.056 ug/Kg
23)	Endosulfan II	11.942	244661	0.003	1.140 ug/Kg
24)	4,4'-DDT	12.273	178127	0.003	1.081 ug/Kg
25)	Endrin aldehyde	12.368	208760	0.004	1.186 ug/Kg
26)	Endosulfan sulfate	12.693	229634	0.004	1.409 ug/Kg
28)	Methoxychlor	13.078	158215	0.005	1.707 ug/Kg
29)	Endrin ketone	13.267	339790	0.005	1.792 ug/Kg
30)	Decachlorobiphenyl	14.735	207431	0.004	0.042 ug/Kg

TestAmerica North Canton

PESTICIDES 8081/608

Data file : \\cansvr11\dd\chem\GCS\a2hp3.i\100107-1.b\100107-1.b\009F0901.D
Lab Smp Id: AB 0.2 Solid MDL
Inj Date : 07-JAN-2010 13:02
Operator : 093905 Inst ID: a2hp3.i
Smp Info : AB 0.2 Solid MDL
Misc Info : SOLID AB MDL VERIFICATION tv = 0.67 ug/kg
Comment :
Method : \\cansvr11\dd\chem\GCS\a2hp3.i\100107-1.b\PEST3.m\pest3r.m
Meth Date : 11-Jan-2010 10:00 vandorenc Quant Type: ESTD
Cal Date : 18-DEC-2009 13:54 Cal File: 013F1301.D
Als bottle: 9
Dil Factor: 1.00000
Integrator: Falcon Compound Sublist: 1-AB.sub
Target Version: 4.14 Sample Matrix: SOIL
Processing Host: CANPGCSV23

Concentration Formula: Amt * DF * Vt*Vi/Ws * CpndVariable

Name	Value	Description
DF	1.000	Dilution Factor
Vt	10000.000	Volume of final extract
Vi	1.000	volume injected
Ws	30.000	initial volume of sample
Cpnd Variable		Local Compound Variable

				CONCENTRATIONS ON-COL	FINAL		
RT	EXP RT	DLT RT	RESPONSE	(ng)	(ug/Kg)	TARGET RANGE	RATIO
$ 1 Tetrachloro-m-xylene						CAS #: 877-09-8	
5.737	5.733	0.004	203696	0.00253	0.02532		
4 alpha-BHC						CAS #: 319-84-6	
6.815	6.813	0.002	96613	0.00136	0.4547		
5 gamma-BHC (Lindane)						CAS #: 58-89-9	
7.458	7.457	0.001	82264	0.00158	0.5251		
6 beta-BHC						CAS #: 319-85-7	
7.675	7.672	0.003	51316	0.00254	0.8462		
7 delta-BHC						CAS #: 319-86-8	
8.299	8.297	0.002	63523	0.00154	0.5128		
8 Heptachlor						CAS #: 76-44-8	
8.382	8.378	0.004	174883	0.00184	0.6129		

```
   10 Aldrin                                      CAS #: 309-00-2
9.126    9.126    0.000          185723 0.00180   0.5984
--------------------------------------------------------------------------------
```

RT	EXP RT	DLT RT	RESPONSE	CONCENTRATIONS ON-COL (ng)	FINAL (ug/Kg)	TARGET RANGE	RATIO
12 Heptachlor epoxide						CAS #: 1024-57-3	
10.272	10.272	0.000	73327	0.00178	0.5924		
13 gamma-Chlordane						CAS #: 5103-74-2	
10.583	10.582	0.001	73853	0.00172	0.5723		
14 alpha-Chlordane						CAS #: 5103-71-9	
10.814	10.812	0.002	76316	0.00178	0.5950		
16 4,4'-DDE						CAS #: 72-55-9	
11.137	11.136	0.001	68587	0.00161	0.5363		
15 Endosulfan I						CAS #: 959-98-8	
10.865	10.864	0.001	157575	0.00199	0.6640		
17 Dieldrin						CAS #: 60-57-1	
11.262	11.262	0.000	143283	0.00171	0.5703		
20 Endrin						CAS #: 72-20-8	
11.658	11.657	0.001	135291	0.00199	0.6617		
22 4,4'-DDD						CAS #: 72-54-8	
11.897	11.896	0.001	59322	0.00172	0.5726		
23 Endosulfan II						CAS #: 33213-65-9	
11.942	11.940	0.002	75297	0.00196	0.6518		
24 4,4'-DDT						CAS #: 50-29-3	
12.271	12.270	0.001	62937	0.00191	0.6354		
25 Endrin aldehyde						CAS #: 7421-93-4	
12.367	12.366	0.001	63947	0.00201	0.6713		
26 Endosulfan sulfate						CAS #: 1031-07-8	
12.692	12.691	0.001	79227	0.00256	0.8519		
28 Methoxychlor						CAS #: 72-43-5	
13.079	13.073	0.006	55173	0.00322	1.073		
29 Endrin ketone						CAS #: 53494-70-5	
13.265	13.267	-0.002	110893	0.00343	1.144		
$ 30 Decachlorobiphenyl						CAS #: 2051-24-3	
14.735	14.733	0.002	52747	0.00236	0.02364		

Data File: \\cansvr11\dd\chem\GCS\a2hp3.i\100107-1.b\100107-1.b\009F0901.D

Date : 07-JAN-2010 13:02

Client ID:

Instrument: a2hp3.i

Sample Info: AB 0.2 Solid MDL

Volume Injected (uL): 1.0

Operator: 093905

Column phase: clp pesticides II

Column diameter: 0.53

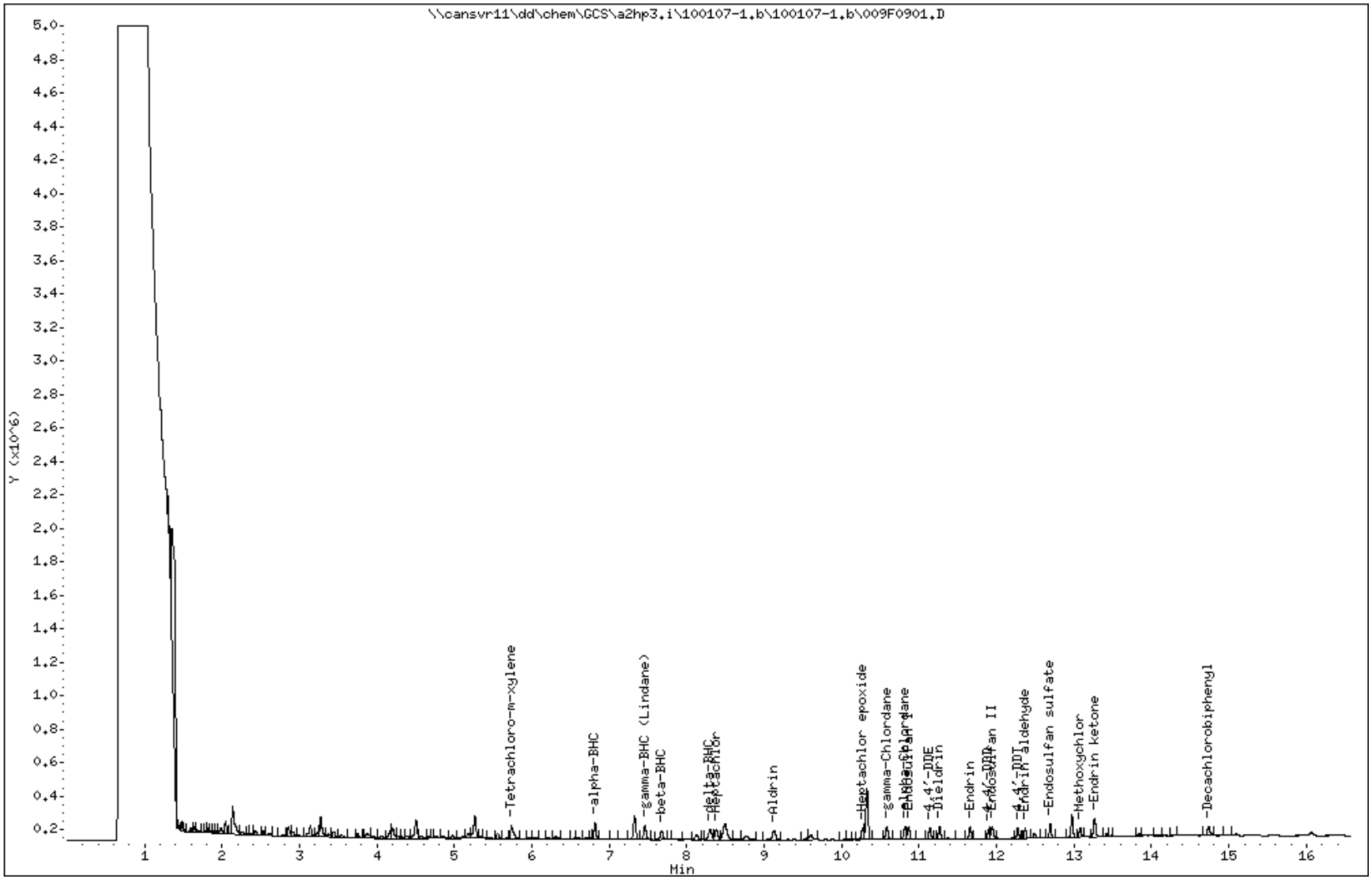

COMPOUNDS and EXP. RT REPORT

Operator: 093905 Date Acquired: 07-JAN-2010 13:02
Data File: //cansvr11/dd/chem/GCS/a2hp3.i/100107-1.b/100107-1.b/009F0901.D
Lab Sample ID: AB 0.2 Solid MDL
Misc. Info: SOLID AB MDL VERIFICATION tv = 0.67 ug/kg
Instrument: a2hp3.i
Method: \\cansvr11\dd\chem\GCS\a2hp3.i\100107-1.b\PEST3.m\pest3r.m
Dilution Factor: 1

	Compound	RT	Area	Amount	Conc
1)	Tetrachloro-m-xylene	5.737	203696	0.003	0.025 ug/Kg
4)	alpha-BHC	6.815	179844	0.001	0.455 ug/Kg
5)	gamma-BHC (Lindane)	7.459	178773	0.002	0.525 ug/Kg
6)	beta-BHC	7.675	138573	0.003	0.846 ug/Kg
7)	delta-BHC	8.300	180824	0.002	0.513 ug/Kg
8)	Heptachlor	8.382	174883	0.002	0.613 ug/Kg
10)	Aldrin	9.126	185723	0.002	0.598 ug/Kg
12)	Heptachlor epoxide	10.273	154705	0.002	0.592 ug/Kg
13)	gamma-Chlordane	10.584	162783	0.002	0.572 ug/Kg
14)	alpha-Chlordane	10.815	158988	0.002	0.595 ug/Kg
15)	Endosulfan I	10.865	157575	0.002	0.664 ug/Kg
16)	4,4'-DDE	11.137	131201	0.002	0.536 ug/Kg
17)	Dieldrin	11.263	143283	0.002	0.570 ug/Kg
20)	Endrin	11.659	135291	0.002	0.662 ug/Kg
22)	4,4'-DDD	11.897	102591	0.002	0.573 ug/Kg
23)	Endosulfan II	11.942	149851	0.002	0.652 ug/Kg
24)	4,4'-DDT	12.271	104947	0.002	0.635 ug/Kg
25)	Endrin aldehyde	12.367	119024	0.002	0.671 ug/Kg
26)	Endosulfan sulfate	12.693	139563	0.003	0.852 ug/Kg
28)	Methoxychlor	13.080	101062	0.003	1.073 ug/Kg
29)	Endrin ketone	13.265	243280	0.003	1.144 ug/Kg
30)	Decachlorobiphenyl	14.735	120882	0.002	0.024 ug/Kg

TestAmerica North Canton

PESTICIDES 8081/608

Data file : \\cansvr11\dd\chem\GCS\a2hp3.i\100107-1.b\100107-1.b\010F1001.D
Lab Smp Id: TC SOLID MDL
Inj Date : 07-JAN-2010 13:26
Operator : 093905 Inst ID: a2hp3.i
Smp Info : TC SOLID MDL
Misc Info : TECHLOR SOLID MDL VERIFICATION tv = 5ug-kg
Comment :
Method : \\cansvr11\dd\chem\GCS\a2hp3.i\100107-1.b\PEST3.m\pest3r.m
Meth Date : 11-Jan-2010 10:00 vandorenc Quant Type: ESTD
Cal Date : 18-DEC-2009 13:54 Cal File: 013F1301.D
Als bottle: 10
Dil Factor: 1.00000
Integrator: Falcon Compound Sublist: 15-TECHLOR.sub
Target Version: 4.14 Sample Matrix: SOIL
Processing Host: CANPGCSV23

Concentration Formula: Amt * DF * Vt*Vi/Ws * CpndVariable

Name	Value	Description
DF	1.000	Dilution Factor
Vt	10000.000	Volume of final extract
Vi	1.000	volume injected
Ws	30.000	initial volume of sample
Cpnd Variable		Local Compound Variable

				CONCENTRATIONS ON-COL	FINAL			
RT	EXP RT	DLT RT	RESPONSE	(ng)	(ug/Kg)	TARGET RANGE		RATIO
9 Tech Chlordane					CAS #: 57-74-9			
8.048	8.046	0.002	13639	0.01171	3.902	0.00-	20.00	100.00
9.532	9.532	0.000	0	0.0000	0.0000	0.00-	20.00	0.00
10.585	10.581	0.004	46473	0.01081	3.603	0.00-	20.00	340.74
10.814	10.812	0.002	36517	0.01011	3.368	0.00-	20.00	267.74
Average of Peak Concentrations =					3.625			

Data File: \\cansvr11\dd\chem\GCS\a2hp3.i\100107-1.b\100107-1.b\010F1001.D Page 1
Date : 07-JAN-2010 13:26
Client ID:
Instrument: a2hp3.i
Sample Info: TC SOLID MDL
Volume Injected (uL): 1.0
Operator: 093905
Column phase: clp pesticides II
Column diameter: 0.53

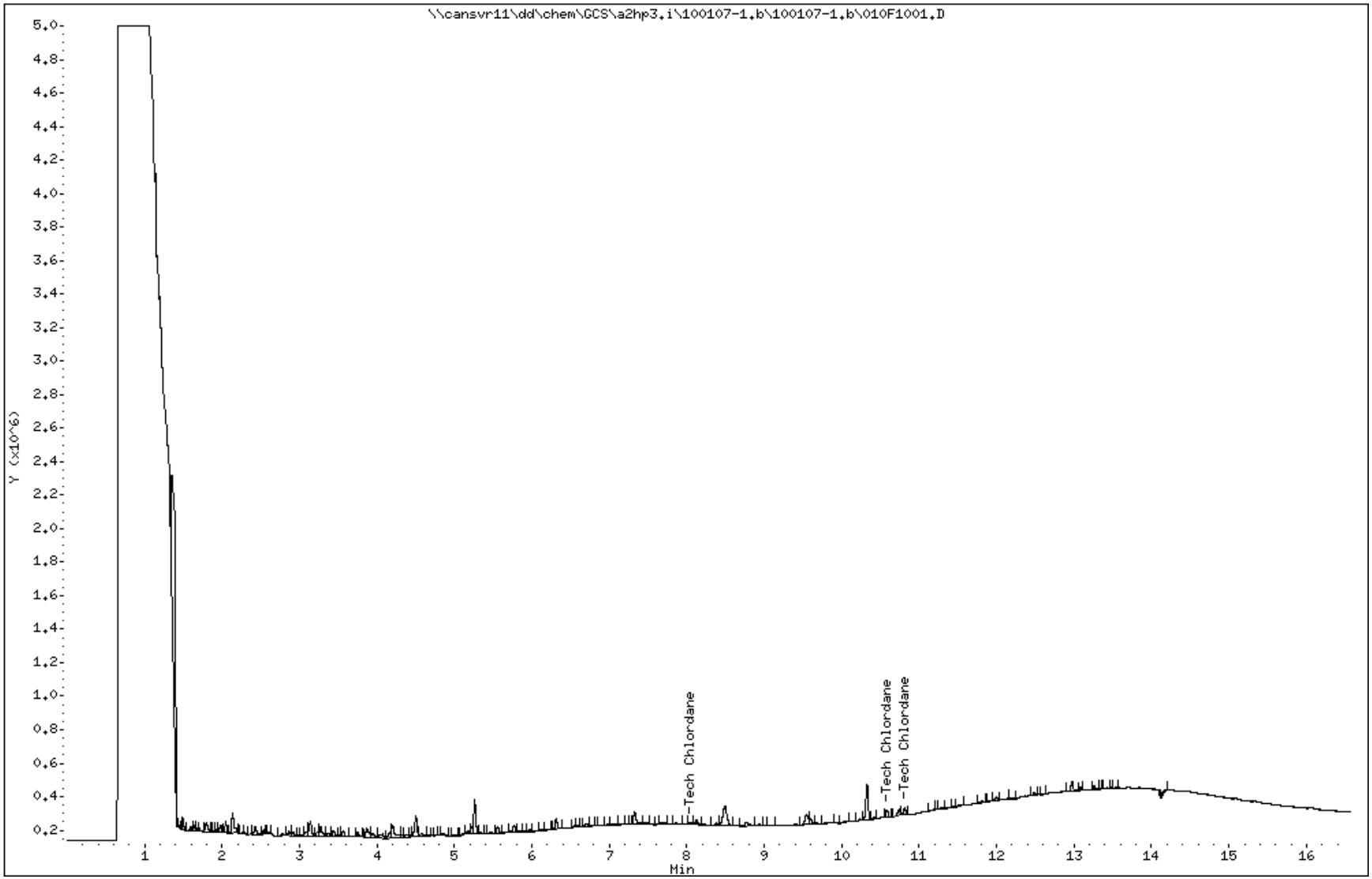

COMPOUNDS and EXP. RT REPORT

Operator: 093905 Date Acquired: 07-JAN-2010 13:26
Data File: //cansvr11/dd/chem/GCS/a2hp3.i/100107-1.b/100107-1.b/010F1001.D
Lab Sample ID: TC SOLID MDL
Misc. Info: TECHLOR SOLID MDL VERIFICATION tv = 5ug-kg
Instrument: a2hp3.i
Method: \\cansvr11\dd\chem\GCS\a2hp3.i\100107-1.b\PEST3.m\pest3r.m
Dilution Factor: 1

Compound	RT	Area	Amount	Conc
9) Tech Chlordane	8.049	33967	0.012	3.902 ug/Kg

TestAmerica North Canton

PESTICIDES 8081/608

Data file : \\cansvr11\dd\chem\GCS\a2hp3.i\100107-1.b\100107-1.b\012F1201.D
Lab Smp Id: MDL SOLID BLK
Inj Date : 07-JAN-2010 14:16
Operator : 093905 Inst ID: a2hp3.i
Smp Info : MDL SOLID BLK
Misc Info :
Comment :
Method : \\cansvr11\dd\chem\GCS\a2hp3.i\100107-1.b\PEST3.m\pest3r.m
Meth Date : 11-Jan-2010 10:00 vandorenc Quant Type: ESTD
Cal Date : 18-DEC-2009 13:54 Cal File: 013F1301.D
Als bottle: 12
Dil Factor: 1.00000
Integrator: Falcon Compound Sublist: 19-pestap9.sub
Target Version: 4.14 Sample Matrix: SOIL
Processing Host: CANPGCSV23

Concentration Formula: Amt * DF * Vt*Vi/Ws * CpndVariable

Name	Value	Description
DF	1.000	Dilution Factor
Vt	10000.000	Volume of final extract
Vi	1.000	volume injected
Ws	30.000	initial volume of sample
Cpnd Variable		Local Compound Variable

				CONCENTRATIONS ON-COL	FINAL		
RT	EXP RT	DLT RT	RESPONSE	(ng)	(ug/Kg)	TARGET RANGE	RATIO
$ 1 Tetrachloro-m-xylene					CAS #: 877-09-8		
Peaks not detected for Quant. or Qual. signal(s).							
27 Mirex					CAS #: 2385-85-5		
Peaks not detected for Quant. or Qual. signal(s).							
3 Hexachlorobenzene					CAS #: 118-74-1		
6.548	6.562	-0.014	16261	2e-004	0.05315		
Average of Peak Concentrations = 0.05315							
2 Diallate					CAS #: 2303-16-4		
6.548	6.557	-0.009	16261	0.00572	1.906	0.00- 20.00	100.00
6.707	6.727	-0.020	37575	0.08319	27.73	0.00- 20.00	231.07

RT	EXP RT	DLT RT	RESPONSE	CONCENTRATIONS ON-COL (ng)	FINAL (ug/Kg)	TARGET RANGE	RATIO

11 Isodrin CAS #: 465-73-6

Peaks not detected for Quant. or Qual. signal(s).

---

21 Kepone CAS #: 143-50-0

Peaks not detected for Quant. or Qual. signal(s).

---

18 Chlorobenzilate CAS #: 510-15-6

Peaks not detected for Quant. or Qual. signal(s).

---

4 alpha-BHC CAS #: 319-84-6

Peaks not detected for Quant. or Qual. signal(s).

---

16 4,4'-DDE CAS #: 72-55-9

Peaks not detected for Quant. or Qual. signal(s).

---

15 Endosulfan I CAS #: 959-98-8

10.860	10.864	-0.004	8375	1e-004	0.03529		

---

5 gamma-BHC (Lindane) CAS #: 58-89-9

Peaks not detected for Quant. or Qual. signal(s).

---

6 beta-BHC CAS #: 319-85-7

Peaks not detected for Quant. or Qual. signal(s).

---

7 delta-BHC CAS #: 319-86-8

Peaks not detected for Quant. or Qual. signal(s).

---

8 Heptachlor CAS #: 76-44-8

Peaks not detected for Quant. or Qual. signal(s).

---

10 Aldrin CAS #: 309-00-2

Peaks not detected for Quant. or Qual. signal(s).

---

12 Heptachlor epoxide CAS #: 1024-57-3

Peaks not detected for Quant. or Qual. signal(s).

RT	EXP RT	DLT RT	RESPONSE	CONCENTRATIONS ON-COL (ng)	FINAL (ug/Kg)	TARGET RANGE	RATIO

13 gamma-Chlordane CAS #: 5103-74-2

Peaks not detected for Quant. or Qual. signal(s).

---

14 alpha-Chlordane CAS #: 5103-71-9

Peaks not detected for Quant. or Qual. signal(s).

---

17 Dieldrin CAS #: 60-57-1

Peaks not detected for Quant. or Qual. signal(s).

---

20 Endrin CAS #: 72-20-8

Peaks not detected for Quant. or Qual. signal(s).

---

22 4,4'-DDD CAS #: 72-54-8

Peaks not detected for Quant. or Qual. signal(s).

---

23 Endosulfan II CAS #: 33213-65-9

11.962	11.940	0.022	6579	2e-004	0.05695	

---

19 Toxaphene CAS #: 8001-35-2

Peaks not detected for Quant. or Qual. signal(s).

---

9 Tech Chlordane CAS #: 57-74-9

Peaks not detected for Quant. or Qual. signal(s).

---

24 4,4'-DDT CAS #: 50-29-3

Peaks not detected for Quant. or Qual. signal(s).

---

25 Endrin aldehyde CAS #: 7421-93-4

Peaks not detected for Quant. or Qual. signal(s).

---

26 Endosulfan sulfate CAS #: 1031-07-8

12.693	12.691	0.002	4555	1e-004	0.04898	

```
   28 Methoxychlor                                CAS #: 72-43-5
13.087  13.073    0.014           24122 0.00141   0.4690
--------------------------------------------------------------------------------
   29 Endrin ketone                               CAS #: 53494-70-5
13.256  13.267   -0.011           54026 0.00167   0.5573
--------------------------------------------------------------------------------
```

RT	EXP RT	DLT RT	RESPONSE	CONCENTRATIONS ON-COL (ng)	FINAL (ug/Kg)	TARGET RANGE	RATIO

$ 30 Decachlorobiphenyl CAS #: 2051-24-3

Peaks not detected for Quant. or Qual. signal(s).

Data File: \\cansvr11\dd\chem\GCS\a2hp3.i\100107-1.b\100107-1.b\012F1201.D

Date : 07-JAN-2010 14:16

Client ID:

Instrument: a2hp3.i

Sample Info: MDL SOLID BLK

Volume Injected (uL): 1.0

Operator: 093905

Column phase: clp pesticides II

Column diameter: 0.53

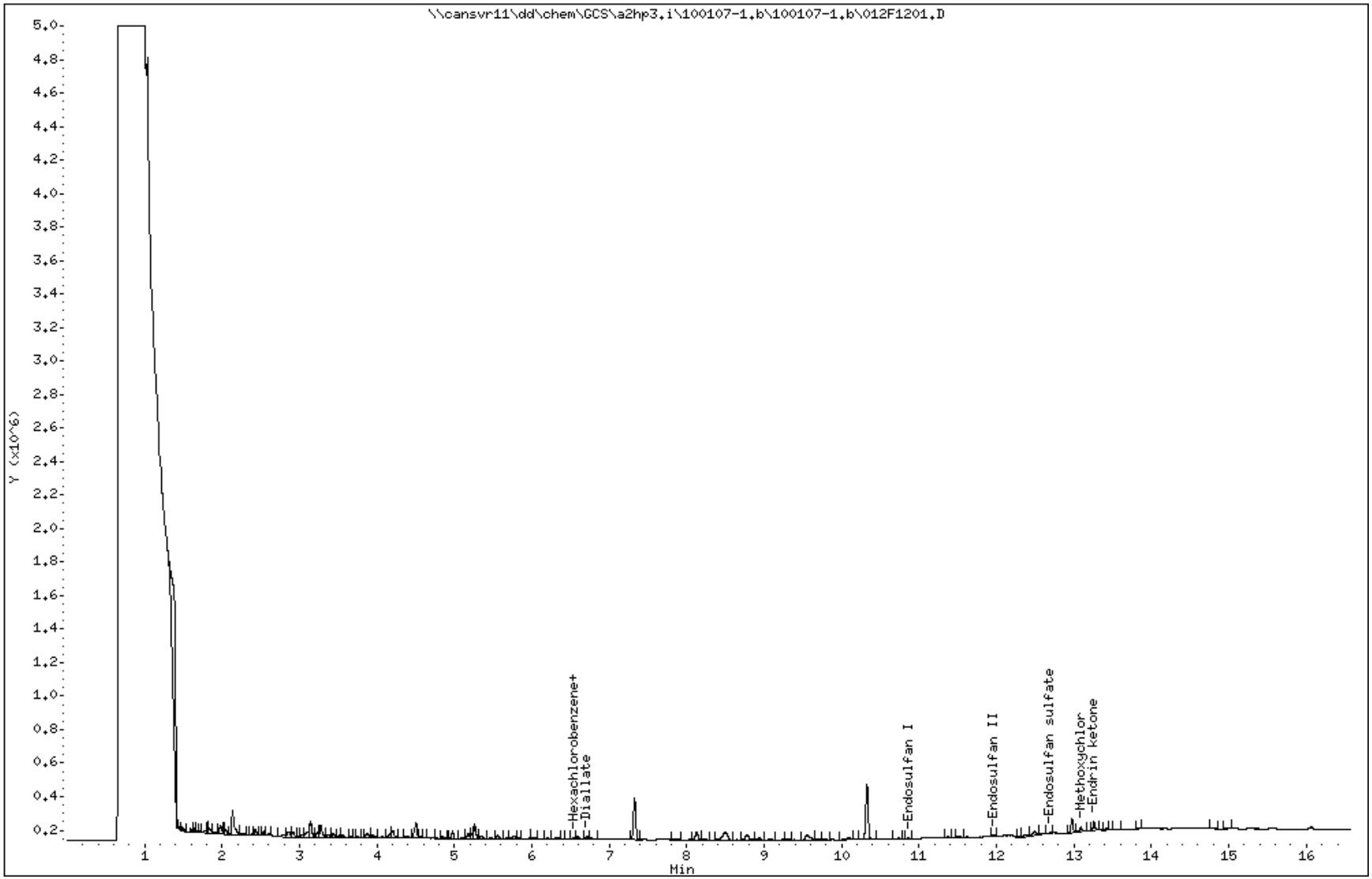

COMPOUNDS and EXP. RT REPORT

Operator: 093905 Date Acquired: 07-JAN-2010 14:16
Data File: //cansvr11/dd/chem/GCS/a2hp3.i/100107-1.b/100107-1.b/012F1201.D
Lab Sample ID: MDL SOLID BLK
Misc. Info:
Instrument: a2hp3.i
Method: \\cansvr11\dd\chem\GCS\a2hp3.i\100107-1.b\PEST3.m\pest3r.m
Dilution Factor: 1

Compound	RT	Area	Amount	Conc
1) Tetrachloro-m-xylene	NOT DETECTED	Expected RT = 5.734		
2) Diallate	6.548	16261	0.006	1.907 ug/Kg
3) Hexachlorobenzene	6.548	16261	0.000	0.053 ug/Kg
4) alpha-BHC	NOT DETECTED	Expected RT = 6.814		
5) gamma-BHC (Lindane)	NOT DETECTED	Expected RT = 7.458		
6) beta-BHC	NOT DETECTED	Expected RT = 7.672		
9) Tech Chlordane	NOT DETECTED	Expected RT = 8.046		
7) delta-BHC	NOT DETECTED	Expected RT = 8.298		
8) Heptachlor	NOT DETECTED	Expected RT = 8.379		
10) Aldrin	NOT DETECTED	Expected RT = 9.126		
11) Isodrin	NOT DETECTED	Expected RT = 9.943		
12) Heptachlor epoxide	NOT DETECTED	Expected RT = 10.272		
13) gamma-Chlordane	NOT DETECTED	Expected RT = 10.583		
14) alpha-Chlordane	NOT DETECTED	Expected RT = 10.813		
15) Endosulfan I	10.861	8375	0.000	0.035 ug/Kg
16) 4,4'-DDE	NOT DETECTED	Expected RT = 11.136		
17) Dieldrin	NOT DETECTED	Expected RT = 11.263		
20) Endrin	NOT DETECTED	Expected RT = 11.658		
18) Chlorobenzilate	NOT DETECTED	Expected RT = 11.782		
21) Kepone	NOT DETECTED	Expected RT = 11.813		
22) 4,4'-DDD	NOT DETECTED	Expected RT = 11.896		
23) Endosulfan II	11.963	12369	0.000	0.057 ug/Kg
19) Toxaphene	NOT DETECTED	Expected RT = 12.054		
24) 4,4'-DDT	NOT DETECTED	Expected RT = 12.270		
25) Endrin aldehyde	NOT DETECTED	Expected RT = 12.366		
26) Endosulfan sulfate	12.693	9524	0.000	0.049 ug/Kg
27) Mirex	NOT DETECTED	Expected RT = 13.073		
28) Methoxychlor	13.088	56206	0.001	0.469 ug/Kg
29) Endrin ketone	13.257	99394	0.002	0.557 ug/Kg
30) Decachlorobiphenyl	NOT DETECTED	Expected RT = 14.734		

TestAmerica North Canton

PESTICIDES 8081/608

Data file : \\cansvr11\dd\chem\GCS\a2hp3.i\100115-1.b\100115-1.b\007F0701.D
Lab Smp Id: TOX SOLID MDL
Inj Date : 15-JAN-2010 17:10
Operator : 093905 Inst ID: a2hp3.i
Smp Info : TOX SOLID MDL
Misc Info : TOX SOLID MDL VERIFICATION tv = 20 ug/kg
Comment :
Method : \\cansvr11\dd\chem\GCS\a2hp3.i\100115-1.b\PEST3.m\pest3r.m
Meth Date : 18-Jan-2010 08:38 vandorenc Quant Type: ESTD
Cal Date : 12-JAN-2010 00:46 Cal File: 026F2601.D
Als bottle: 7
Dil Factor: 1.00000
Integrator: Falcon Compound Sublist: 16-TOXAPH.sub
Target Version: 4.14 Sample Matrix: SOIL
Processing Host: CANPGCSV23

Concentration Formula: Amt * DF * Vt*Vi/Ws * CpndVariable

Name	Value	Description
DF	1.000	Dilution Factor
Vt	10000.000	Volume of final extract
Vi	1.000	volume injected
Ws	30.000	initial volume of sample
Cpnd Variable		Local Compound Variable

				CONCENTRATIONS ON-COL (ng)	FINAL (ug/Kg)	TARGET RANGE	RATIO
19 Toxaphene					CAS #: 8001-35-2		
12.050	12.051	-0.001	87500	0.04961	16.54	80.00- 120.00	100.00
12.140	12.141	-0.001	44685	0.05247	17.49	114.04- 154.04	51.07
12.373	12.373	0.000	90573	0.04879	16.26	115.64- 155.64	103.51
12.953	12.949	0.004	96149	0.05884	19.61	52.78- 92.78	109.88
13.249	13.235	0.014	73941	0.08729	29.10	69.36- 109.36	84.50
		Average of Peak Concentrations =			19.80		

Data File: \\cansvr11\dd\chem\GCS\a2hp3.i\100115-1.b\100115-1.b\007F0701.D

Date : 15-JAN-2010 17:10

Client ID:

Instrument: a2hp3.i

Sample Info: TOX SOLID MDL

Volume Injected (uL): 1.0

Operator: 093905

Column phase: clp pesticides II

Column diameter: 0.53

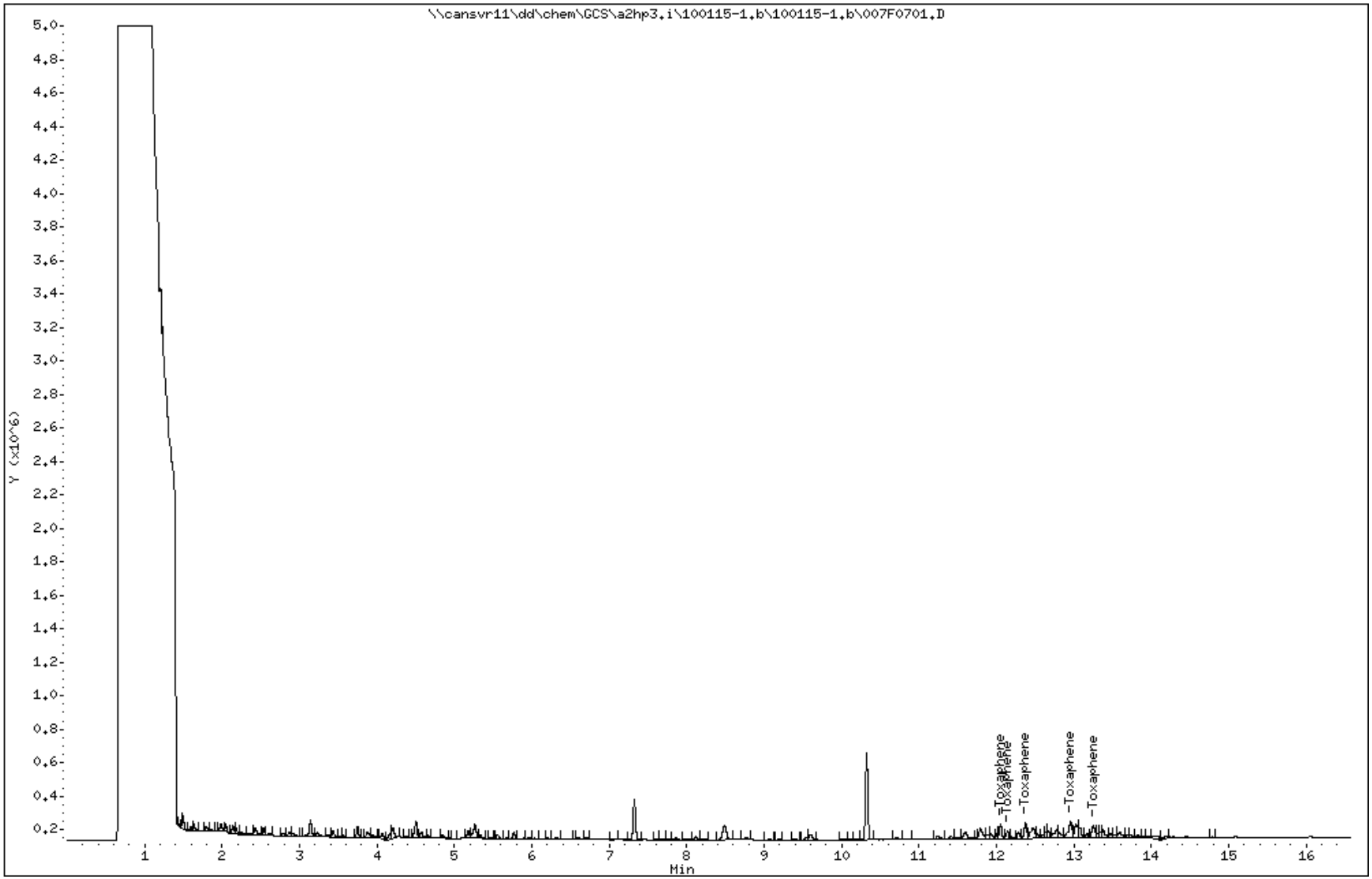

COMPOUNDS and EXP. RT REPORT

Operator: 093905 Date Acquired: 15-JAN-2010 17:10
Data File: //cansvr11/dd/chem/GCS/a2hp3.i/100115-1.b/100115-1.b/007F0701.D
Lab Sample ID: TOX SOLID MDL
Misc. Info: TOX SOLID MDL VERIFICATION tv = 20 ug/kg
Instrument: a2hp3.i
Method: \\cansvr11\dd\chem\GCS\a2hp3.i\100115-1.b\PEST3.m\pest3r.m
Dilution Factor: 1

Compound	RT	Area	Amount	Conc
19) Toxaphene	12.051	189068	0.050	16.538 ug/Kg

TestAmerica North Canton

PESTICIDES 8081/608

Data file : \\cansvr11\dd\chem\GCS\a2hp3.i\100115-1.b\100115-1.b\008F0801.D
Lab Smp Id: TOX MDL BLK
Inj Date : 15-JAN-2010 17:35
Operator : 093905 Inst ID: a2hp3.i
Smp Info : TOX MDL BLK
Misc Info : TOX SOLID MDL VERIFICATION BLANK
Comment :
Method : \\cansvr11\dd\chem\GCS\a2hp3.i\100115-1.b\PEST3.m\pest3r.m
Meth Date : 18-Jan-2010 08:38 vandorenc Quant Type: ESTD
Cal Date : 12-JAN-2010 00:46 Cal File: 026F2601.D
Als bottle: 8
Dil Factor: 1.00000
Integrator: Falcon Compound Sublist: 19-pestap9.sub
Target Version: 4.14 Sample Matrix: SOIL
Processing Host: CANPGCSV23

Concentration Formula: Amt * DF * Vt*Vi/Ws * CpndVariable

Name	Value	Description
DF	1.000	Dilution Factor
Vt	10000.000	Volume of final extract
Vi	1.000	volume injected
Ws	30.000	initial volume of sample
Cpnd Variable		Local Compound Variable

				CONCENTRATIONS ON-COL	FINAL		
RT	EXP RT	DLT RT	RESPONSE	(ng)	(ug/Kg)	TARGET RANGE	RATIO
$ 1 Tetrachloro-m-xylene						CAS #: 877-09-8	
5.722	5.733	-0.011	31124	4e-004	0.003678		
27 Mirex						CAS #: 2385-85-5	
13.083	13.072	0.011	59480				
3 Hexachlorobenzene						CAS #: 118-74-1	
6.554	6.539	0.015	9728	9.e-005	0.02999		
		Average of Peak Concentrations =			0.02999		
2 Diallate						CAS #: 2303-16-4	
6.554	6.536	0.018	9728	0.00343	1.142	0.00- 20.00	100.00
6.712	6.705	0.007	103369	0.23073	76.91	0.00- 20.00	1062.53
11 Isodrin						CAS #: 465-73-6	
9.883	9.909	-0.026	3574	8e-005	0.02709		
21 Kepone						CAS #: 143-50-0	

```
11.791  11.785    0.006           23910 0.07503    25.01
--------------------------------------------------------------------------------
```

RT	EXP RT	DLT RT	RESPONSE	CONCENTRATIONS ON-COL (ng)	FINAL (ug/Kg)	TARGET RANGE	RATIO

18 Chlorobenzilate CAS #: 510-15-6

Peaks not detected for Quant. or Qual. signal(s).

---

4 alpha-BHC CAS #: 319-84-6

Peaks not detected for Quant. or Qual. signal(s).

---

16 4,4'-DDE CAS #: 72-55-9

11.128	11.134	-0.006	32842	4e-004	0.1256		

---

15 Endosulfan I CAS #: 959-98-8

10.858	10.862	-0.004	13808	2e-004	0.05281		

---

5 gamma-BHC (Lindane) CAS #: 58-89-9

Peaks not detected for Quant. or Qual. signal(s).

---

6 beta-BHC CAS #: 319-85-7

7.679	7.671	0.008	9761	5e-004	0.1507		

---

7 delta-BHC CAS #: 319-86-8

8.309	8.295	0.014	6387	1e-004	0.04753		

---

8 Heptachlor CAS #: 76-44-8

Peaks not detected for Quant. or Qual. signal(s).

---

10 Aldrin CAS #: 309-00-2

Peaks not detected for Quant. or Qual. signal(s).

---

12 Heptachlor epoxide CAS #: 1024-57-3

Peaks not detected for Quant. or Qual. signal(s).

---

13 gamma-Chlordane CAS #: 5103-74-2

Peaks not detected for Quant. or Qual. signal(s).

---

14 alpha-Chlordane CAS #: 5103-71-9

Peaks not detected for Quant. or Qual. signal(s).

---

17 Dieldrin CAS #: 60-57-1

Peaks not detected for Quant. or Qual. signal(s).

RT	EXP RT	DLT RT	RESPONSE	CONCENTRATIONS ON-COL (ng)	FINAL (ug/Kg)	TARGET RANGE	RATIO

20 Endrin CAS #: 72-20-8

Peaks not detected for Quant. or Qual. signal(s).

---

22 4,4'-DDD CAS #: 72-54-8

Peaks not detected for Quant. or Qual. signal(s).

---

23 Endosulfan II CAS #: 33213-65-9

11.959	11.937	0.022	11269	3e-004	0.08488		

---

19 Toxaphene CAS #: 8001-35-2

Peaks not detected for Quant. or Qual. signal(s).

---

9 Tech Chlordane CAS #: 57-74-9

Peaks not detected for Quant. or Qual. signal(s).

---

24 4,4'-DDT CAS #: 50-29-3

12.270	12.267	0.003	12877	2e-004	0.06414		

---

25 Endrin aldehyde CAS #: 7421-93-4

Peaks not detected for Quant. or Qual. signal(s).

---

26 Endosulfan sulfate CAS #: 1031-07-8

12.694	12.688	0.006	5557	1e-004	0.04529		

---

28 Methoxychlor CAS #: 72-43-5

Peaks not detected for Quant. or Qual. signal(s).

---

29 Endrin ketone CAS #: 53494-70-5

13.253	13.263	-0.010	72171	0.00145	0.4836		

$ 30 Decachlorobiphenyl CAS #: 2051-24-3

Peaks not detected for Quant. or Qual. signal(s).

Data File: \\cansvr11\dd\chem\GCS\a2hp3.i\100115-1.b\100115-1.b\008F0801.D

Date : 15-JAN-2010 17:35

Client ID:

Instrument: a2hp3.i

Sample Info: TOX MDL BLK

Volume Injected (uL): 1.0

Operator: 093905

Column phase: clp pesticides II

Column diameter: 0.53

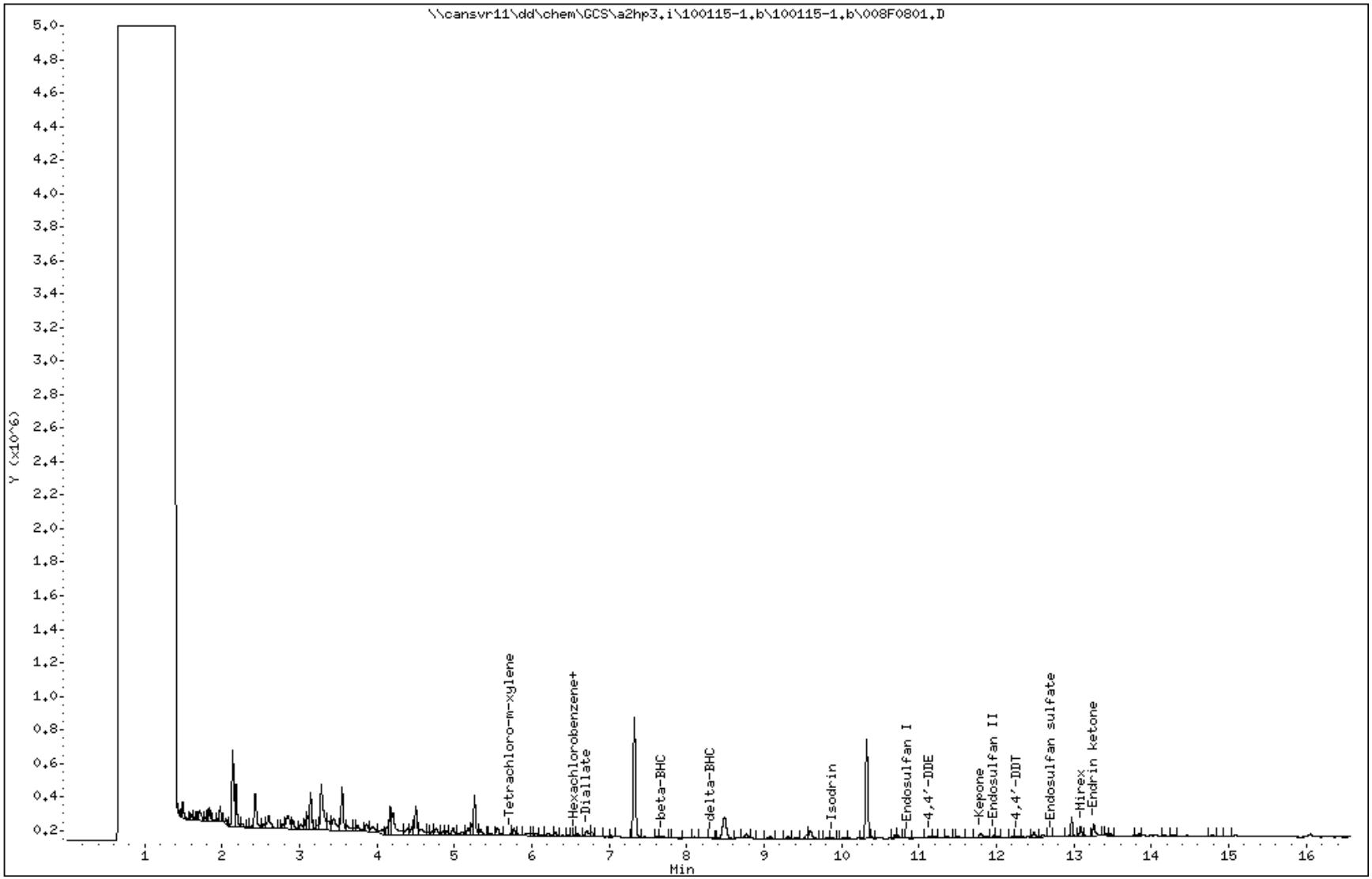

COMPOUNDS and EXP. RT REPORT

Operator: 093905 Date Acquired: 15-JAN-2010 17:35
Data File: //cansvr11/dd/chem/GCS/a2hp3.i/100115-1.b/100115-1.b/008F0801.D
Lab Sample ID: TOX MDL BLK
Misc. Info: TOX SOLID MDL VERIFICATION BLANK
Instrument: a2hp3.i
Method: \\cansvr11\dd\chem\GCS\a2hp3.i\100115-1.b\PEST3.m\pest3r.m
Dilution Factor: 1

	Compound	RT	Area	Amount	Conc
1)	Tetrachloro-m-xylene	5.722	31124	0.000	0.004 ug/Kg
2)	Diallate	6.555	9728	0.003	1.142 ug/Kg
3)	Hexachlorobenzene	6.555	9728	0.000	0.030 ug/Kg
4)	alpha-BHC	NOT DETECTED	Expected RT = 6.813		
5)	gamma-BHC (Lindane)	NOT DETECTED	Expected RT = 7.457		
6)	beta-BHC	7.680	31924	0.000	0.151 ug/Kg
9)	Tech Chlordane	NOT DETECTED	Expected RT = 8.044		
7)	delta-BHC	8.310	15153	0.000	0.048 ug/Kg
8)	Heptachlor	NOT DETECTED	Expected RT = 8.376		
10)	Aldrin	NOT DETECTED	Expected RT = 9.124		
11)	Isodrin	9.883	8286	0.000	0.027 ug/Kg
12)	Heptachlor epoxide	NOT DETECTED	Expected RT = 10.270		
13)	gamma-Chlordane	NOT DETECTED	Expected RT = 10.581		
14)	alpha-Chlordane	NOT DETECTED	Expected RT = 10.811		
15)	Endosulfan I	10.858	13808	0.000	0.053 ug/Kg
16)	4,4'-DDE	11.128	32842	0.000	0.126 ug/Kg
17)	Dieldrin	NOT DETECTED	Expected RT = 11.260		
20)	Endrin	NOT DETECTED	Expected RT = 11.655		
18)	Chlorobenzilate	NOT DETECTED	Expected RT = 11.760		
21)	Kepone	11.792	93170	0.075	25.011 ug/Kg
22)	4,4'-DDD	NOT DETECTED	Expected RT = 11.894		
23)	Endosulfan II	11.959	23961	0.000	0.085 ug/Kg
19)	Toxaphene	NOT DETECTED	Expected RT = 12.052		
24)	4,4'-DDT	12.271	12877	0.000	0.064 ug/Kg
25)	Endrin aldehyde	NOT DETECTED	Expected RT = 12.363		
26)	Endosulfan sulfate	12.695	8735	0.000	0.045 ug/Kg
28)	Methoxychlor	NOT DETECTED	Expected RT = 13.071		
27)	Mirex	13.083	105740	0.000	0.000 ug/Kg
29)	Endrin ketone	13.253	150594	0.001	0.484 ug/Kg
30)	Decachlorobiphenyl	NOT DETECTED	Expected RT = 14.729		

TestAmerica
THE LEADER IN ENVIRONMENTAL TESTING

RAW QC DATA

LABORATORY CONTROL SAMPLE EVALUATION REPORT

GC Semivolatiles

Client Lot #...: A0B180429 **Work Order #...:** LV0FH1AC **Matrix.....:** SOLID
LCS Lot-Sample#: A0B230000-022
Prep Date.....: 02/23/10 **Analysis Date..:** 03/08/10
Prep Batch #...: 0054022
Dilution Factor: 1 **Final Wgt/Vol..:** 10 mL
Initial Wgt/Vol: 30 g

PARAMETER	PERCENT RECOVERY	RECOVERY LIMITS	METHOD
gamma-BHC (Lindane)	**95**	**(60 - 125)**	**SW846 8081A**
Heptachlor	**86**	**(50 - 140)**	**SW846 8081A**
Aldrin	**92**	**(45 - 140)**	**SW846 8081A**
Dieldrin	**95**	**(65 - 125)**	**SW846 8081A**
Endrin	**100**	**(60 - 135)**	**SW846 8081A**
4,4'-DDT	**83**	**(45 - 140)**	**SW846 8081A**
alpha-BHC	**95**	**(60 - 125)**	**SW846 8081A**
beta-BHC	**95**	**(60 - 125)**	**SW846 8081A**
delta-BHC	**101**	**(55 - 130)**	**SW846 8081A**
Heptachlor epoxide	**96**	**(65 - 130)**	**SW846 8081A**
Endosulfan I	**80**	**(15 - 135)**	**SW846 8081A**
4,4'-DDE	**97**	**(70 - 125)**	**SW846 8081A**
Endosulfan II	**90**	**(35 - 140)**	**SW846 8081A**
4,4'-DDD	**117**	**(30 - 135)**	**SW846 8081A**
Endosulfan sulfate	**104**	**(60 - 135)**	**SW846 8081A**
Methoxychlor	**100**	**(55 - 145)**	**SW846 8081A**
Endrin ketone	**99**	**(65 - 135)**	**SW846 8081A**
Endrin aldehyde	**85**	**(35 - 145)**	**SW846 8081A**
alpha-Chlordane	**92**	**(65 - 120)**	**SW846 8081A**
gamma-Chlordane	**93**	**(65 - 125)**	**SW846 8081A**

SURROGATE	PERCENT RECOVERY	RECOVERY LIMITS
Tetrachloro-m-xylene	90	(70 - 125)
Decachlorobiphenyl	102	(55 - 130)

NOTE(S):

Calculations are performed before rounding to avoid round-off errors in calculated results.

Bold print denotes control parameters

LABORATORY CONTROL SAMPLE DATA REPORT

GC Semivolatiles

Client Lot #...: A0B180429 **Work Order #...:** LV0FH1AC **Matrix.....:** SOLID
LCS Lot-Sample#: A0B230000-022
Prep Date.....: 02/23/10 **Analysis Date..:** 03/08/10
Prep Batch #...: 0054022
Dilution Factor: 1 **Final Wgt/Vol..:** 10 mL
Initial Wgt/Vol: 30 g

PARAMETER	SPIKE AMOUNT	MEASURED AMOUNT	UNITS	PERCENT RECOVERY	METHOD
gamma-BHC (Lindane)	**33**	**32**	**ug/kg**	**95**	**SW846 8081A**
Heptachlor	**33**	**29**	**ug/kg**	**86**	**SW846 8081A**
Aldrin	**33**	**30**	**ug/kg**	**92**	**SW846 8081A**
Dieldrin	**33**	**32**	**ug/kg**	**95**	**SW846 8081A**
Endrin	**33**	**33**	**ug/kg**	**100**	**SW846 8081A**
4,4'-DDT	**33**	**28**	**ug/kg**	**83**	**SW846 8081A**
alpha-BHC	**33**	**32**	**ug/kg**	**95**	**SW846 8081A**
beta-BHC	**33**	**32**	**ug/kg**	**95**	**SW846 8081A**
delta-BHC	**33**	**34**	**ug/kg**	**101**	**SW846 8081A**
Heptachlor epoxide	**33**	**32**	**ug/kg**	**96**	**SW846 8081A**
Endosulfan I	**33**	**27**	**ug/kg**	**80**	**SW846 8081A**
4,4'-DDE	**33**	**32**	**ug/kg**	**97**	**SW846 8081A**
Endosulfan II	**33**	**30**	**ug/kg**	**90**	**SW846 8081A**
4,4'-DDD	**33**	**39**	**ug/kg**	**117**	**SW846 8081A**
Endosulfan sulfate	**33**	**35**	**ug/kg**	**104**	**SW846 8081A**
Methoxychlor	**33**	**33**	**ug/kg**	**100**	**SW846 8081A**
Endrin ketone	**33**	**33**	**ug/kg**	**99**	**SW846 8081A**
Endrin aldehyde	**33**	**28**	**ug/kg**	**85**	**SW846 8081A**
alpha-Chlordane	**33**	**30**	**ug/kg**	**92**	**SW846 8081A**
gamma-Chlordane	**33**	**31**	**ug/kg**	**93**	**SW846 8081A**

SURROGATE	PERCENT RECOVERY	RECOVERY LIMITS
Tetrachloro-m-xylene	90	(70 - 125)
Decachlorobiphenyl	102	(55 - 130)

NOTE(S):

Calculations are performed before rounding to avoid round-off errors in calculated results.

Bold print denotes control parameters

TestAmerica North Canton

PESTICIDE 8081/608

Data file : \\cansvr11\dd\chem\GCS\a2hp3.i\100308-1.b\032F3201.D
Lab Smp Id: LV0FH1AC Client Smp ID: INTRA-LAB CHECK
Inj Date : 08-MAR-2010 23:55
Operator : 093905 Inst ID: a2hp3.i
Smp Info : LV0FH1AC
Misc Info : 13-PEST.SUB,SOIL(33.3).SPK
Comment   :
Method   : \\cansvr11\dd\chem\GCS\a2hp3.i\100308-1.b\PEST3.m
Meth Date : 09-Mar-2010 09:35 vandorenc Quant Type: ESTD
Cal Date : 12-FEB-2010 20:43 Cal File: 015F1501.D
Als bottle: 32 QC Sample: METHOD SPIKE
Dil Factor: 1.00000
Integrator: Falcon Compound Sublist: 13-PEST.SUB
Target Version: 4.14 Sample Matrix: SOIL
Processing Host: CANPGCSV23

Concentration Formula: Amt * DF * Vt*Vi/Ws * CpndVariable

Name	Value	Description
DF	1.000	Dilution Factor
Vt	10000.000	Volume of final extract
Vi	1.000	volume injected
Ws	30.000	initial volume of sample
Cpnd Variable		Local Compound Variable

				CONCENTRATIONS ON-COL	FINAL		
RT	EXP RT	DLT RT	RESPONSE	(ng)	(ug/Kg)	TARGET RANGE	RATIO
$ 1 Tetrachloro-m-xylene						CAS #: 877-09-8	
4.838	4.834	0.004	6489637	0.01687	0.1687		
4 alpha-BHC						CAS #: 319-84-6	
5.792	5.788	0.004	52887794	0.08342	27.80		
5 gamma-BHC (Lindane)						CAS #: 58-89-9	
6.297	6.293	0.004	47637344	0.08400	28.00		
6 beta-BHC						CAS #: 319-85-7	
6.467	6.465	0.002	18726928	0.08451	28.17		
7 delta-BHC						CAS #: 319-86-8	
6.707	6.704	0.003	89523273	0.08469	28.23		
9 Heptachlor						CAS #: 76-44-8	
7.022	7.016	0.006	126373742	0.11564	38.55		

```
   10 Aldrin                                      CAS #: 309-00-2
7.509    7.506    0.003        33013214 0.08266    27.55
--------------------------------------------------------------------------------
```

RT	EXP RT	DLT RT	RESPONSE	CONCENTRATIONS ON-COL (ng)	FINAL (ug/Kg)	TARGET RANGE	RATIO
12 Heptachlor epoxide					CAS #: 1024-57-3		
8.841	8.837	0.004	78662609	0.08442	28.14		
13 gamma-Chlordane					CAS #: 5103-74-2		
9.118	9.114	0.004	26841534	0.08481	28.27		
14 alpha-Chlordane					CAS #: 5103-71-9		
9.398	9.397	0.001	23344634	0.07222	24.07		
16 4,4'-DDE					CAS #: 72-55-9		
9.698	9.697	0.001	66905680	0.07450	24.83		
15 Endosulfan I					CAS #: 959-98-8		
9.612	9.609	0.003	50973687	0.06197	20.66		
17 Dieldrin					CAS #: 60-57-1		
10.050	10.047	0.003	30357493	0.08649	28.83		
20 Endrin					CAS #: 72-20-8		
10.399	10.398	0.001	68910437	0.08929	29.76		
22 4,4'-DDD					CAS #: 72-54-8		
10.666	10.664	0.002	59631261	0.09710	32.37		
23 Endosulfan II					CAS #: 33213-65-9		
10.742	10.740	0.002	25316233	0.08342	27.81		
24 4,4'-DDT					CAS #: 50-29-3		
11.060	11.058	0.002	46488923	0.07575	25.25		
26 Endrin aldehyde					CAS #: 7421-93-4		
11.347	11.345	0.002	39979075	0.07803	26.01		
27 Methoxychlor					CAS #: 72-43-5		
11.768	11.767	0.001	20456561	0.07950	26.50		
28 Endosulfan sulfate					CAS #: 1031-07-8		
11.901	11.898	0.003	27072296	0.09593	31.98		
29 Endrin ketone					CAS #: 53494-70-5		
12.212	12.210	0.002	53140516	0.08652	28.84		
$ 30 Decachlorobiphenyl					CAS #: 2051-24-3		
13.421	13.420	0.001	5028838	0.02109	0.2109		

Data File: \\cansvr11\dd\chem\GCS\a2hp3.i\100308-1.b\032F3201.D

Date : 08-MAR-2010 23:55

Client ID: INTRA-LAB CHECK

Instrument: a2hp3.i

Sample Info: LV0FH1AC

Volume Injected (uL): 1.0

Operator: 093905

Column phase: clp pesticides

Column diameter: 0.53

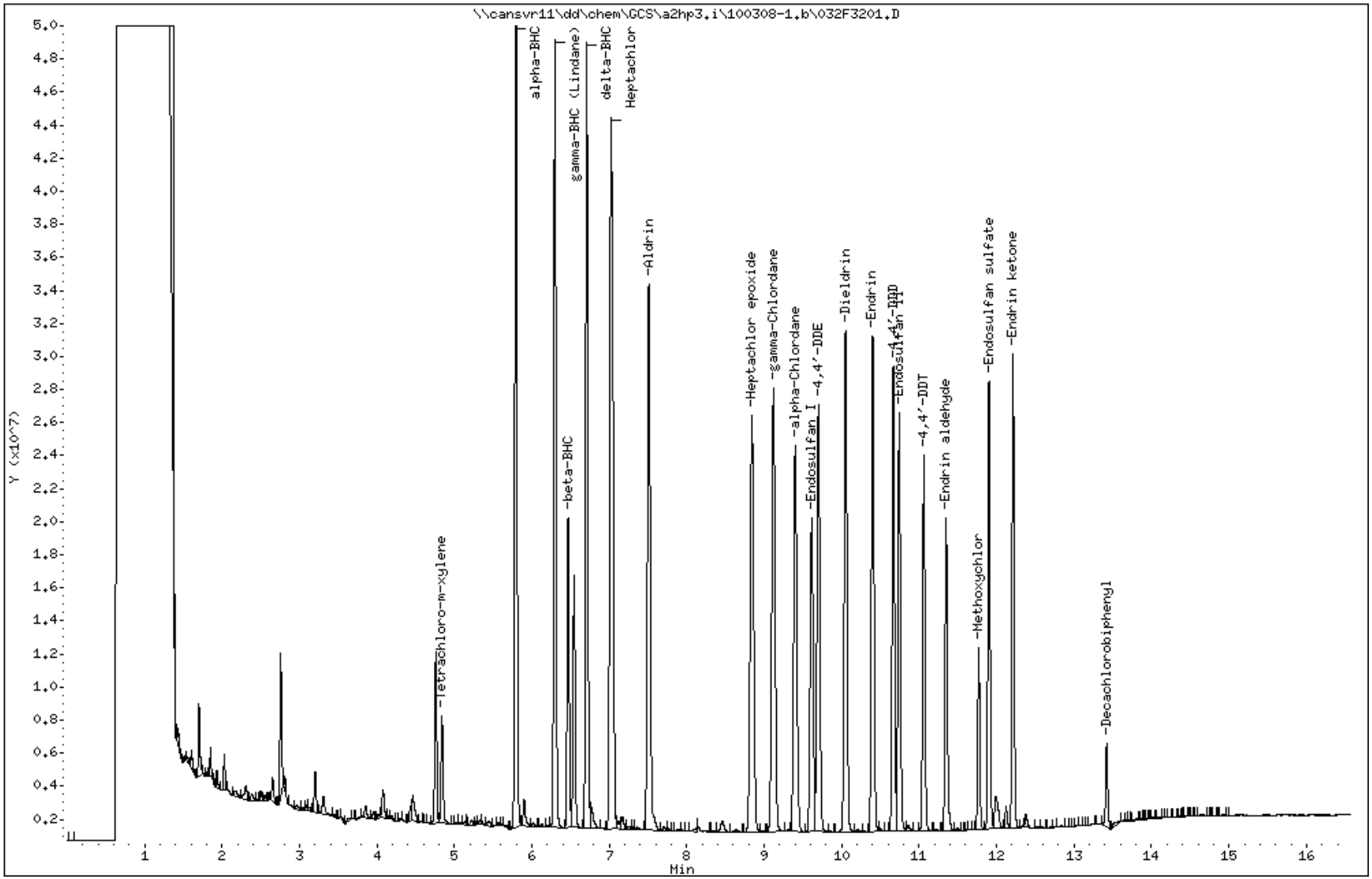

COMPOUNDS and EXP. RT REPORT

Operator: 093905 Date Acquired: 08-MAR-2010 23:55
Data File: //cansvr11/dd/chem/GCS/a2hp3.i/100308-1.b/032F3201.D
Lab Sample ID: LV0FH1AC
Misc. Info: 13-PEST.SUB,SOIL(33.3).SPK
Instrument: a2hp3.i
Method: \\cansvr11\dd\chem\GCS\a2hp3.i\100308-1.b\PEST3.m
Dilution Factor: 1

Compound	RT	Area	Amount	Conc
1) Tetrachloro-m-xylene	4.839	12485348	0.017	0.169 ug/Kg
4) alpha-BHC	5.793	100045635	0.083	27.805 ug/Kg
5) gamma-BHC (Lindane)	6.297	89687956	0.084	27.999 ug/Kg
6) beta-BHC	6.467	34865618	0.085	28.171 ug/Kg
7) delta-BHC	6.707	89523273	0.085	28.230 ug/Kg
9) Heptachlor	7.023	126373742	0.116	38.547 ug/Kg
10) Aldrin	7.510	83353438	0.083	27.553 ug/Kg
12) Heptachlor epoxide	8.841	78662609	0.084	28.139 ug/Kg
13) gamma-Chlordane	9.119	80664643	0.085	28.270 ug/Kg
14) alpha-Chlordane	9.399	66391275	0.072	24.073 ug/Kg
15) Endosulfan I	9.612	50973687	0.062	20.658 ug/Kg
16) 4,4'-DDE	9.699	66905680	0.075	24.834 ug/Kg
17) Dieldrin	10.050	74873616	0.086	28.830 ug/Kg
20) Endrin	10.400	68910437	0.089	29.764 ug/Kg
22) 4,4'-DDD	10.666	59631261	0.097	32.367 ug/Kg
23) Endosulfan II	10.742	56273738	0.083	27.808 ug/Kg
24) 4,4'-DDT	11.060	46488923	0.076	25.250 ug/Kg
26) Endrin aldehyde	11.348	39979075	0.078	26.010 ug/Kg
27) Methoxychlor	11.769	20456561	0.080	26.500 ug/Kg
28) Endosulfan sulfate	11.901	52300937	0.096	31.977 ug/Kg
29) Endrin ketone	12.212	53140516	0.087	28.841 ug/Kg
30) Decachlorobiphenyl	13.421	9598311	0.021	0.211 ug/Kg

TestAmerica North Canton

PESTICIDES 8081/608

Data file : \\cansvr11\dd\chem\GCS\a2hp3.i\100308-1.b\100308-1.b\032F3201.D
Lab Smp Id: LV0FH1AC Client Smp ID: INTRA-LAB CHECK
Inj Date : 08-MAR-2010 23:55
Operator : 093905 Inst ID: a2hp3.i
Smp Info : LV0FH1AC
Misc Info : 13-PEST.SUB,SOIL(33.3).SPK
Comment :
Method : \\cansvr11\dd\chem\GCS\a2hp3.i\100308-1.b\PEST3.m\pest3r.m
Meth Date : 09-Mar-2010 09:37 vandorenc Quant Type: ESTD
Cal Date : 08-MAR-2010 15:39 Cal File: 013F1301.D
Als bottle: 32 QC Sample: METHOD SPIKE
Dil Factor: 1.00000
Integrator: Falcon Compound Sublist: 13-PEST.SUB
Target Version: 4.14 Sample Matrix: SOIL
Processing Host: CANPGCSV23

Concentration Formula: Amt * DF * Vt*Vi/Ws * CpndVariable

Name	Value	Description
DF	1.000	Dilution Factor
Vt	10000.000	Volume of final extract
Vi	1.000	volume injected
Ws	30.000	initial volume of sample
Cpnd Variable		Local Compound Variable

				CONCENTRATIONS ON-COL	FINAL		
RT	EXP RT	DLT RT	RESPONSE	(ng)	(ug/Kg)	TARGET RANGE	RATIO
$ 1 Tetrachloro-m-xylene						CAS #: 877-09-8	
5.695	5.692	0.003	1783299	0.01802	0.1802		
4 alpha-BHC						CAS #: 319-84-6	
6.771	6.769	0.002	8530342	0.09495	31.65		
16 4,4'-DDE						CAS #: 72-55-9	
11.092	11.092	0.000	9490372	0.09723	32.41		
15 Endosulfan I						CAS #: 959-98-8	
10.816	10.814	0.002	8435995	0.08002	26.67		
5 gamma-BHC (Lindane)						CAS #: 58-89-9	
7.406	7.403	0.003	6412785	0.09491	31.64		
6 beta-BHC						CAS #: 319-85-7	
7.618	7.617	0.001	2364314	0.09462	31.54		

```
    7 delta-BHC                                   CAS #: 319-86-8
8.232    8.231    0.001        13534740 0.10132    33.77
--------------------------------------------------------------------------------
```

RT	EXP RT	DLT RT	RESPONSE	CONCENTRATIONS ON-COL (ng)	FINAL (ug/Kg)	TARGET RANGE	RATIO
8 Heptachlor					CAS #: 76-44-8		
8.309	8.307	0.002	12105753	0.08615	28.72		
10 Aldrin					CAS #: 309-00-2		
9.059	9.057	0.002	11915815	0.09144	30.48		
12 Heptachlor epoxide					CAS #: 1024-57-3		
10.218	10.217	0.001	4903660	0.09547	31.82		
13 gamma-Chlordane					CAS #: 5103-74-2		
10.533	10.531	0.002	4942364	0.09250	30.83		
14 alpha-Chlordane					CAS #: 5103-71-9		
10.766	10.763	0.003	4903033	0.09143	30.48		
17 Dieldrin					CAS #: 60-57-1		
11.217	11.215	0.002	10304757	0.09518	31.72		
20 Endrin					CAS #: 72-20-8		
11.613	11.611	0.002	5186612	0.09987	33.29		
22 4,4'-DDD					CAS #: 72-54-8		
11.857	11.856	0.001	8136769	0.11728	39.09		
23 Endosulfan II					CAS #: 33213-65-9		
11.897	11.896	0.001	4409374	0.08997	29.99		
24 4,4'-DDT					CAS #: 50-29-3		
12.231	12.231	0.000	5907199	0.08249	27.50		
25 Endrin aldehyde					CAS #: 7421-93-4		
12.325	12.324	0.001	3135109	0.08502	28.34		
26 Endosulfan sulfate					CAS #: 1031-07-8		
12.652	12.651	0.001	4484314	0.10425	34.75		
28 Methoxychlor					CAS #: 72-43-5		
13.038	13.037	0.001	1879544	0.10018	33.39		
29 Endrin ketone					CAS #: 53494-70-5		
13.228	13.227	0.001	4999524	0.09850	32.83		
$ 30 Decachlorobiphenyl					CAS #: 2051-24-3		
14.688	14.687	0.001	549563	0.02039	0.2039		

Data File: \\cansvr11\dd\chem\GCS\a2hp3.i\100308-1.b\100308-1.b\032F3201.D

Date : 08-MAR-2010 23:55

Client ID: INTRA-LAB CHECK

Instrument: a2hp3.i

Sample Info: LV0FH1AC

Volume Injected (uL): 1.0

Operator: 093905

Column phase: clp pesticides II

Column diameter: 0.53

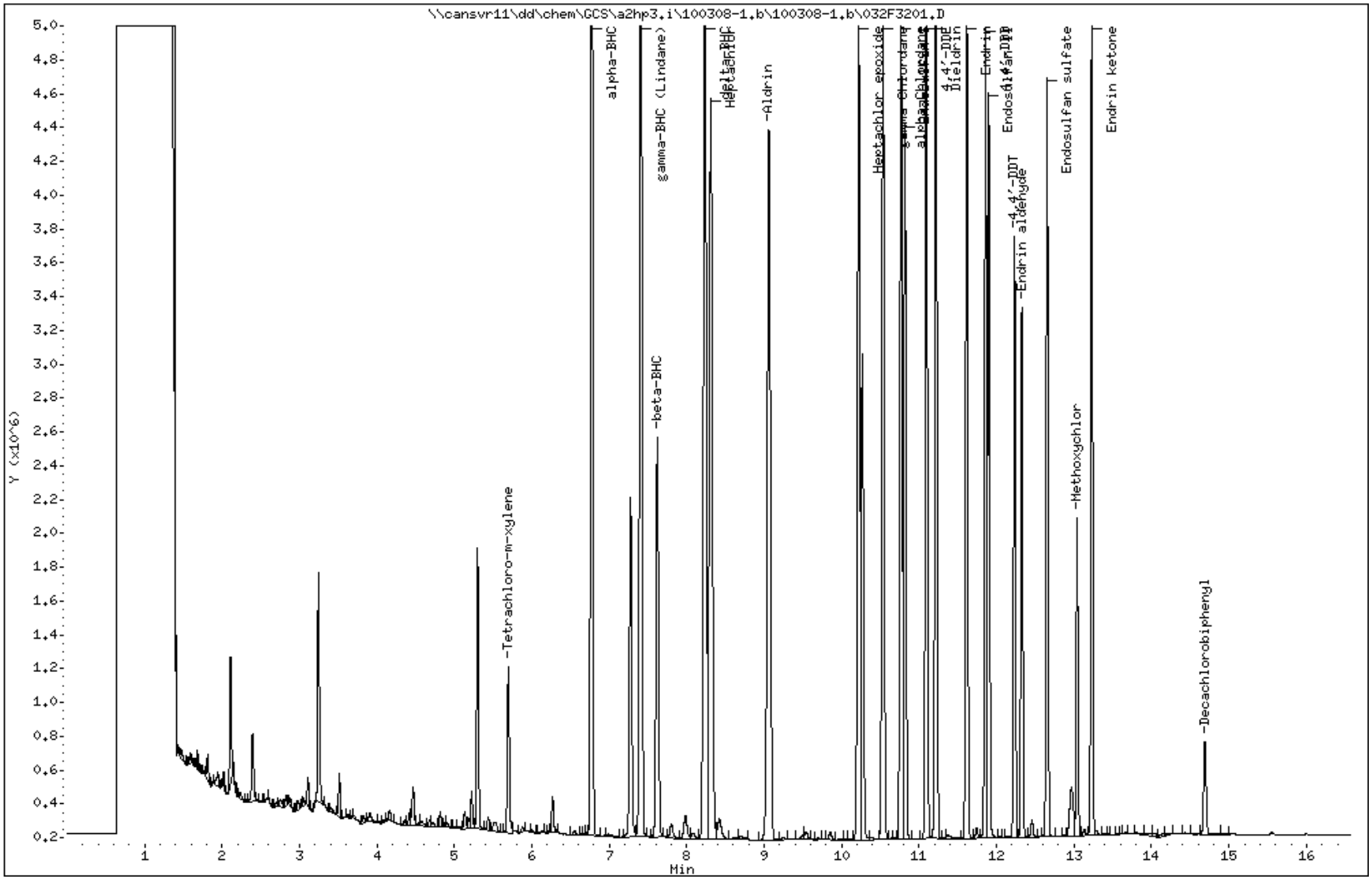

COMPOUNDS and EXP. RT REPORT

Operator: 093905 Date Acquired: 08-MAR-2010 23:55
Data File: //cansvr11/dd/chem/GCS/a2hp3.i/100308-1.b/100308-1.b/032F3201.D
Lab Sample ID: LV0FH1AC
Misc. Info: 13-PEST.SUB,SOIL(33.3).SPK
Instrument: a2hp3.i
Method: \\cansvr11\dd\chem\GCS\a2hp3.i\100308-1.b\PEST3.m\pest3r.m
Dilution Factor: 1

Compound	RT	Area	Amount	Conc
1) Tetrachloro-m-xylene	5.695	1783299	0.018	0.180 ug/Kg
4) alpha-BHC	6.771	14889515	0.095	31.650 ug/Kg
5) gamma-BHC (Lindane)	7.406	13361641	0.095	31.635 ug/Kg
6) beta-BHC	7.619	5246080	0.095	31.539 ug/Kg
7) delta-BHC	8.233	13534740	0.101	33.772 ug/Kg
8) Heptachlor	8.310	12105753	0.086	28.718 ug/Kg
10) Aldrin	9.060	11915815	0.091	30.479 ug/Kg
12) Heptachlor epoxide	10.219	10669691	0.095	31.824 ug/Kg
13) gamma-Chlordane	10.534	10161857	0.093	30.834 ug/Kg
14) alpha-Chlordane	10.766	9910813	0.091	30.476 ug/Kg
15) Endosulfan I	10.816	8435995	0.080	26.673 ug/Kg
16) 4,4'-DDE	11.093	9490372	0.097	32.411 ug/Kg
17) Dieldrin	11.217	10304757	0.095	31.725 ug/Kg
20) Endrin	11.614	9335627	0.100	33.290 ug/Kg
22) 4,4'-DDD	11.857	8136769	0.117	39.095 ug/Kg
23) Endosulfan II	11.898	7768441	0.090	29.990 ug/Kg
24) 4,4'-DDT	12.231	5907199	0.082	27.497 ug/Kg
25) Endrin aldehyde	12.325	5380150	0.085	28.341 ug/Kg
26) Endosulfan sulfate	12.652	7546276	0.104	34.751 ug/Kg
28) Methoxychlor	13.039	3072052	0.100	33.394 ug/Kg
29) Endrin ketone	13.229	8048090	0.098	32.833 ug/Kg
30) Decachlorobiphenyl	14.689	1250906	0.020	0.204 ug/Kg

METHOD BLANK REPORT

GC Semivolatiles

Client Lot #...: A0B180429 **Work Order #...:** LV0FH1AA **Matrix.....:** SOLID
MB Lot-Sample #: A0B230000-022

Prep Date.....: 02/23/10 **Final Wgt/Vol..:** 10 mL
Analysis Date..: 03/08/10 **Prep Batch #...:** 0054022
Dilution Factor: 1 **Initial Wgt/Vol:** 30 g

PARAMETER	RESULT	REPORTING LIMIT	UNITS	METHOD
Aldrin	ND	4.0	ug/kg	SW846 8081A
alpha-BHC	ND	2.5	ug/kg	SW846 8081A
beta-BHC	ND	3.5	ug/kg	SW846 8081A
delta-BHC	ND	4.0	ug/kg	SW846 8081A
gamma-BHC (Lindane)	ND	2.5	ug/kg	SW846 8081A
alpha-Chlordane	ND	3.0	ug/kg	SW846 8081A
gamma-Chlordane	ND	1.7	ug/kg	SW846 8081A
4,4'-DDD	ND	2.0	ug/kg	SW846 8081A
4,4'-DDE	ND	1.7	ug/kg	SW846 8081A
4,4'-DDT	ND	2.0	ug/kg	SW846 8081A
Dieldrin	ND	1.7	ug/kg	SW846 8081A
Endosulfan I	ND	1.7	ug/kg	SW846 8081A
Endosulfan II	ND	2.5	ug/kg	SW846 8081A
Endosulfan sulfate	ND	3.0	ug/kg	SW846 8081A
Endrin	ND	1.7	ug/kg	SW846 8081A
Endrin aldehyde	ND	3.0	ug/kg	SW846 8081A
Endrin ketone	ND	2.0	ug/kg	SW846 8081A
Heptachlor	ND	3.5	ug/kg	SW846 8081A
Heptachlor epoxide	ND	2.5	ug/kg	SW846 8081A
Methoxychlor	ND	5.0	ug/kg	SW846 8081A
Toxaphene	ND	67	ug/kg	SW846 8081A

SURROGATE	PERCENT RECOVERY	RECOVERY LIMITS
Tetrachloro-m-xylene	80	(70 - 125)
Decachlorobiphenyl	96	(55 - 130)

NOTE(S):

Calculations are performed before rounding to avoid round-off errors in calculated results.

TestAmerica North Canton

PESTICIDE 8081/608

Data file : \\cansvr11\dd\chem\GCS\a2hp3.i\100308-1.b\022F2201.D
Lab Smp Id: LV0FH1AA Client Smp ID: INTRA-LAB BLANK
Inj Date : 08-MAR-2010 19:36
Operator : 093905 Inst ID: a2hp3.i
Smp Info : LV0FH1AA
Misc Info :
Comment   :
Method   : \\cansvr11\dd\chem\GCS\a2hp3.i\100308-1.b\PEST3.m
Meth Date : 09-Mar-2010 09:35 vandorenc Quant Type: ESTD
Cal Date : 12-FEB-2010 20:43 Cal File: 015F1501.D
Als bottle: 22 QC Sample: METHOD BLANK
Dil Factor: 1.00000
Integrator: Falcon Compound Sublist: 19-pestap9.sub
Target Version: 4.14 Sample Matrix: SOIL
Processing Host: CANPGCSV23

Concentration Formula: Amt * DF * Vt*Vi/Ws * CpndVariable

Name	Value	Description
DF	1.000	Dilution Factor
Vt	10000.000	Volume of final extract
Vi	1.000	volume injected
Ws	30.000	initial volume of sample
Cpnd Variable		Local Compound Variable

				CONCENTRATIONS ON-COL	FINAL		
RT	EXP RT	DLT RT	RESPONSE	(ng)	(ug/Kg)	TARGET RANGE	RATIO
$ 1 Tetrachloro-m-xylene						CAS #: 877-09-8	
4.838	4.834	0.004	6115897	0.01590	0.1590		
25 Mirex						CAS #: 2385-85-5	
Qualifier signal(s) failed ratio test.							
3 Hexachlorobenzene						CAS #: 118-74-1	
5.564	5.569	-0.005	485837				
2 Diallate						CAS #: 2303-16-4	

Peaks not detected for Quant. or Qual. signal(s).

RT	EXP RT	DLT RT	RESPONSE	CONCENTRATIONS ON-COL (ng)	FINAL (ug/Kg)	TARGET RANGE	RATIO
11 Isodrin					CAS #: 465-73-6		
Peaks not detected for Quant. or Qual. signal(s).							
21 Kepone					CAS #: 143-50-0		
Peaks not detected for Quant. or Qual. signal(s).							
18 Chlorobenzilate					CAS #: 510-15-6		
10.768	10.797	-0.029	28197				
4 alpha-BHC					CAS #: 319-84-6		
5.798	5.788	0.010	33993	5e-005	0.01787		
5 gamma-BHC (Lindane)					CAS #: 58-89-9		
6.292	6.293	-0.001	27553	5e-005	0.01619		
6 beta-BHC					CAS #: 319-85-7		
6.447	6.465	-0.018	9060	4e-005	0.01363		
7 delta-BHC					CAS #: 319-86-8		
6.719	6.704	0.015	588218	6e-004	0.1855		
9 Heptachlor					CAS #: 76-44-8		
7.044	7.016	0.028	4380020	0.00401	1.336		
10 Aldrin					CAS #: 309-00-2		
Peaks not detected for Quant. or Qual. signal(s).							
12 Heptachlor epoxide					CAS #: 1024-57-3		
8.848	8.837	0.011	8012	9e-006	0.002866		
13 gamma-Chlordane					CAS #: 5103-74-2		
Peaks not detected for Quant. or Qual. signal(s).							
14 alpha-Chlordane					CAS #: 5103-71-9		
Peaks not detected for Quant. or Qual. signal(s).							
16 4,4'-DDE					CAS #: 72-55-9		
9.702	9.697	0.005	97876	1e-004	0.03633		
15 Endosulfan I					CAS #: 959-98-8		
9.627	9.609	0.018	160550	2.e-004	0.06506		

```
--------------------------------------------------------------------------------
   17 Dieldrin                                      CAS #: 60-57-1
10.019  10.047   -0.028           36707 1.e-004  0.03486
--------------------------------------------------------------------------------
   20 Endrin                                        CAS #: 72-20-8
10.376  10.398   -0.022           25359  3e-005  0.01095
--------------------------------------------------------------------------------
```

RT	EXP RT	DLT RT	RESPONSE	CONCENTRATIONS ON-COL (ng)	FINAL (ug/Kg)	TARGET RANGE	RATIO
22 4,4'-DDD					CAS #: 72-54-8		

Peaks not detected for Quant. or Qual. signal(s).

---

23 Endosulfan II					CAS #: 33213-65-9		
10.715	10.740	-0.025	70975	2e-004	0.07796		

---

19 Toxaphene					CAS #: 8001-35-2		

Peaks not detected for Quant. or Qual. signal(s).

---

8 Tech Chlordane					CAS #: 57-74-9		

Peaks not detected for Quant. or Qual. signal(s).

---

24 4,4'-DDT					CAS #: 50-29-3		
11.052	11.058	-0.006	10832	2e-005	0.005883		

---

26 Endrin aldehyde					CAS #: 7421-93-4		
11.339	11.345	-0.006	185017	4e-004	0.1204		

---

27 Methoxychlor					CAS #: 72-43-5		

Peaks not detected for Quant. or Qual. signal(s).

---

28 Endosulfan sulfate					CAS #: 1031-07-8		
11.886	11.898	-0.012	122732	4e-004	0.1450		

---

29 Endrin ketone					CAS #: 53494-70-5		
12.204	12.210	-0.006	19755	3e-005	0.01072		

$ 30 Decachlorobiphenyl					CAS #: 2051-24-3		
13.421	13.420	0.001	4647224	0.01949	0.1949		

Data File: \\cansvr11\dd\chem\GCS\a2hp3.i\100308-1.b\022F2201.D

Date : 08-MAR-2010 19:36

Client ID: INTRA-LAB BLANK

Instrument: a2hp3.i

Sample Info: LV0FH1AA

Volume Injected (uL): 1.0

Operator: 093905

Column phase: clp pesticides

Column diameter: 0.53

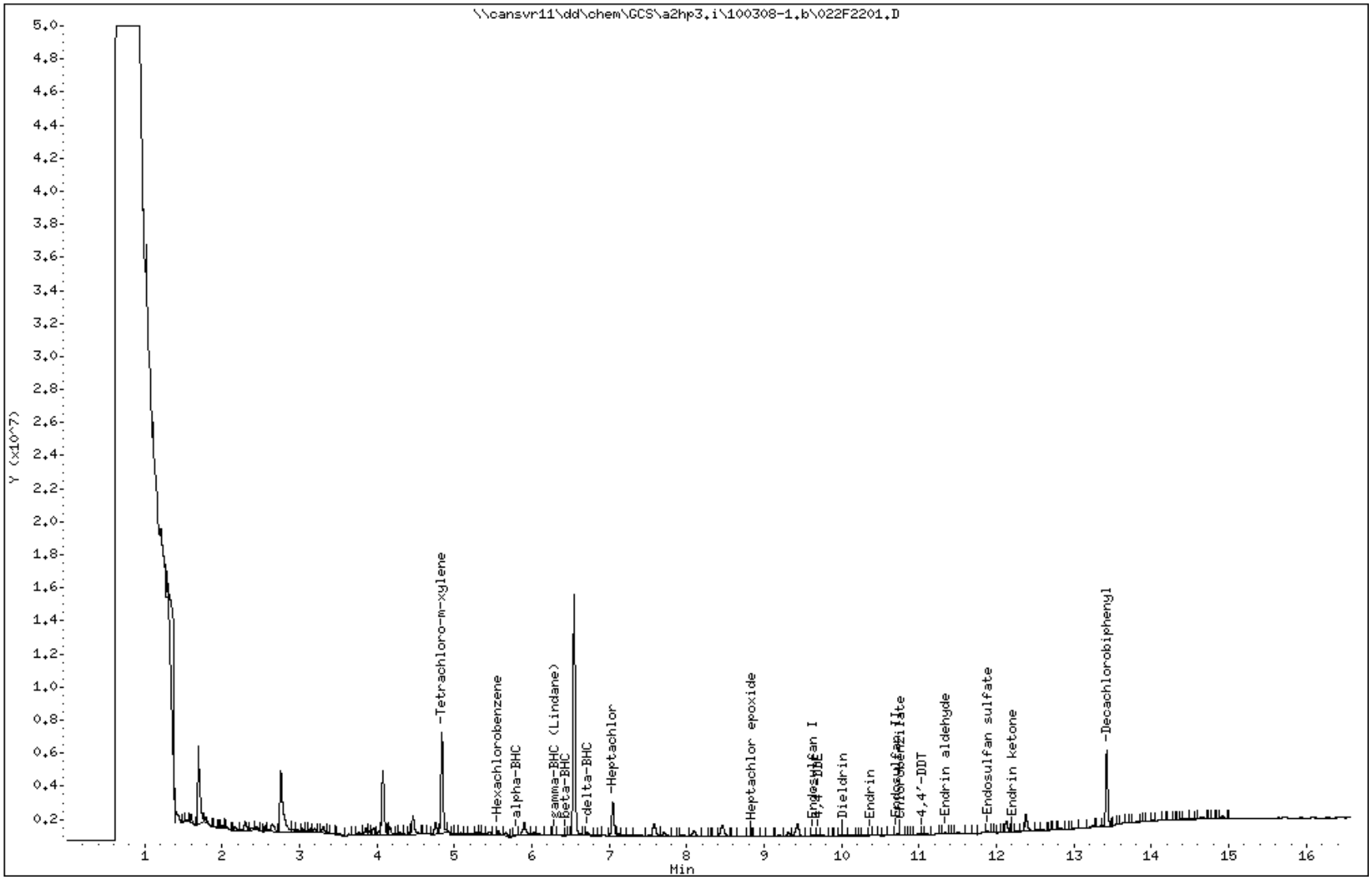

COMPOUNDS and EXP. RT REPORT

Operator: 093905 Date Acquired: 08-MAR-2010 19:36
Data File: //cansvr11/dd/chem/GCS/a2hp3.i/100308-1.b/022F2201.D
Lab Sample ID: LV0FH1AA
Misc. Info:
Instrument: a2hp3.i
Method: \\cansvr11\dd\chem\GCS\a2hp3.i\100308-1.b\PEST3.m
Dilution Factor: 1

Compound	RT	Area	Amount	Conc
1) Tetrachloro-m-xylene	4.838	11636675	0.016	0.159 ug/Kg
3) Hexachlorobenzene	5.564	485837	0.000	0.000 ug/Kg
2) Diallate	NOT DETECTED	Expected RT = 5.698		
4) alpha-BHC	5.798	83901	0.000	0.018 ug/Kg
5) gamma-BHC (Lindane)	6.292	45290	0.000	0.016 ug/Kg
6) beta-BHC	6.447	10143	0.000	0.014 ug/Kg
7) delta-BHC	6.719	588218	0.001	0.185 ug/Kg
8) Tech Chlordane	NOT DETECTED	Expected RT = 6.899		
9) Heptachlor	7.045	4380020	0.004	1.336 ug/Kg
10) Aldrin	NOT DETECTED	Expected RT = 7.506		
11) Isodrin	NOT DETECTED	Expected RT = 8.140		
12) Heptachlor epoxide	8.848	8012	0.000	0.003 ug/Kg
13) gamma-Chlordane	NOT DETECTED	Expected RT = 9.115		
14) alpha-Chlordane	NOT DETECTED	Expected RT = 9.397		
15) Endosulfan I	9.627	160550	0.000	0.065 ug/Kg
16) 4,4'-DDE	9.702	97876	0.000	0.036 ug/Kg
17) Dieldrin	10.020	117872	0.000	0.035 ug/Kg
20) Endrin	10.377	25359	0.000	0.011 ug/Kg
21) Kepone	NOT DETECTED	Expected RT = 10.467		
22) 4,4'-DDD	NOT DETECTED	Expected RT = 10.665		
23) Endosulfan II	10.716	204302	0.000	0.078 ug/Kg
18) Chlorobenzilate	10.768	81073	0.000	0.000 ug/Kg
19) Toxaphene	NOT DETECTED	Expected RT = 10.850		
24) 4,4'-DDT	11.052	10832	0.000	0.006 ug/Kg
26) Endrin aldehyde	11.340	185017	0.000	0.120 ug/Kg
25) Mirex	NOT DETECTED	Expected RT = 11.684		
27) Methoxychlor	NOT DETECTED	Expected RT = 11.767		
28) Endosulfan sulfate	11.887	215482	0.000	0.145 ug/Kg
29) Endrin ketone	12.204	19755	0.000	0.011 ug/Kg
30) Decachlorobiphenyl	13.422	8615959	0.019	0.195 ug/Kg

TestAmerica North Canton

PESTICIDES 8081/608

Data file : \\cansvr11\dd\chem\GCS\a2hp3.i\100308-1.b\100308-1.b\022F2201.D
Lab Smp Id: LV0FH1AA Client Smp ID: INTRA-LAB BLANK
Inj Date : 08-MAR-2010 19:36
Operator : 093905 Inst ID: a2hp3.i
Smp Info : LV0FH1AA
Misc Info :
Comment :
Method : \\cansvr11\dd\chem\GCS\a2hp3.i\100308-1.b\PEST3.m\pest3r.m
Meth Date : 09-Mar-2010 09:37 vandorenc Quant Type: ESTD
Cal Date : 08-MAR-2010 15:39 Cal File: 013F1301.D
Als bottle: 22 QC Sample: METHOD BLANK
Dil Factor: 1.00000
Integrator: Falcon Compound Sublist: 19-pestap9.sub
Target Version: 4.14
Processing Host: CANPGCSV23

Concentration Formula: Amt * DF * Vt*Vi/Ws * CpndVariable

Name	Value	Description
DF	1.000	Dilution Factor
Vt	10000.000	Volume of final extract
Vi	1.000	volume injected
Ws	30.000	initial volume of sample
Cpnd Variable		Local Compound Variable

	Compounds	RT	EXP RT	DLT RT	RESPONSE	CONCENTRATIONS ON-COLUMN (ng)	CONCENTRATIONS FINAL (ug/Kg)
$ 1	Tetrachloro-m-xylene	5.694	5.692	0.002	1587062	0.01604	0.1604
27	Mirex	Compound Not Detected.					
3	Hexachlorobenzene	6.546	6.552	-0.006	36624		
2	Diallate	6.546	6.557	-0.011	36624		
11	Isodrin	9.834	9.847	-0.013	6341		
21	Kepone	Compound Not Detected.					
18	Chlorobenzilate	Compound Not Detected.					
4	alpha-BHC	Compound Not Detected.					
16	4,4'-DDE	Compound Not Detected.					
15	Endosulfan I	10.815	10.814	0.001	27596	3e-004	0.08725
5	gamma-BHC (Lindane)	Compound Not Detected.					
6	beta-BHC	7.625	7.617	0.008	15222	6e-004	0.2030
7	delta-BHC	Compound Not Detected.					
8	Heptachlor	Compound Not Detected.					
10	Aldrin	Compound Not Detected.					
12	Heptachlor epoxide	Compound Not Detected.					
13	gamma-Chlordane	Compound Not Detected.					
14	alpha-Chlordane	Compound Not Detected.					
17	Dieldrin	Compound Not Detected.					

20	Endrin	Compound Not Detected.
22	4,4'-DDD	Compound Not Detected.

	Compounds	RT	EXP RT	DLT RT	RESPONSE	CONCENTRATIONS ON-COLUMN (ng)	FINAL (ug/Kg)
	23 Endosulfan II	11.925	11.896	0.029	17614	4e-004	0.1198
	19 Toxaphene	Compound Not Detected.					
	9 Tech Chlordane	Compound Not Detected.					
	24 4,4'-DDT	12.231	12.231	0.000	8267	1e-004	0.03848
	25 Endrin aldehyde	Compound Not Detected.					
	26 Endosulfan sulfate	12.663	12.651	0.012	52480	0.00122	0.4067
	28 Methoxychlor	13.053	13.037	0.016	39027	0.00208	0.6934
	29 Endrin ketone	13.219	13.227	-0.008	38469	8e-004	0.2526
$	30 Decachlorobiphenyl	14.690	14.687	0.003	520176	0.01930	0.1930

Data File: \\cansvr11\dd\chem\GCS\a2hp3.i\100308-1.b\100308-1.b\022F2201.D

Date : 08-MAR-2010 19:36

Client ID: INTRA-LAB BLANK

Instrument: a2hp3.i

Sample Info: LV0FH1AA

Volume Injected (uL): 1.0

Operator: 093905

Column phase: clp pesticides II

Column diameter: 0.53

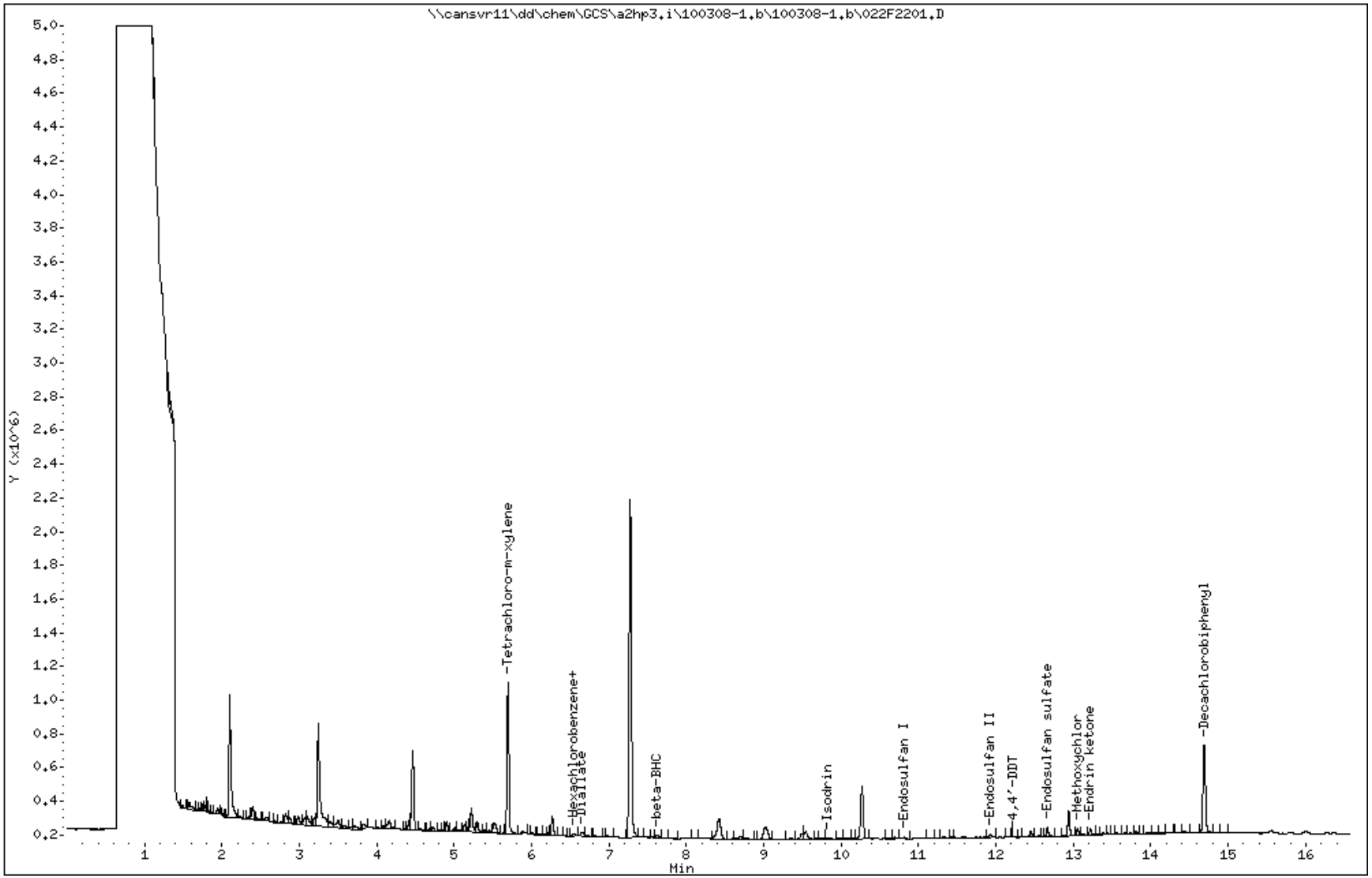

COMPOUNDS and EXP. RT REPORT

Operator: 093905 Date Acquired: 08-MAR-2010 19:36
Data File: //cansvr11/dd/chem/GCS/a2hp3.i/100308-1.b/100308-1.b/022F2201.D
Lab Sample ID: LV0FH1AA
Misc. Info:
Instrument: a2hp3.i
Method: \\cansvr11\dd\chem\GCS\a2hp3.i\100308-1.b\PEST3.m\pest3r.m
Dilution Factor: 1

Compound	RT	Area	Amount	Conc
1) Tetrachloro-m-xylene	5.695	1587062	0.016	0.160 ug/Kg
2) Diallate	6.547	36624	0.000	0.000 ug/Kg
3) Hexachlorobenzene	6.547	36624	0.000	0.000 ug/Kg
4) alpha-BHC	NOT DETECTED	Expected RT = 6.770		
5) gamma-BHC (Lindane)	NOT DETECTED	Expected RT = 7.404		
6) beta-BHC	7.626	39206	0.001	0.203 ug/Kg
9) Tech Chlordane	NOT DETECTED	Expected RT = 7.987		
7) delta-BHC	NOT DETECTED	Expected RT = 8.231		
8) Heptachlor	NOT DETECTED	Expected RT = 8.308		
10) Aldrin	NOT DETECTED	Expected RT = 9.058		
11) Isodrin	9.834	28539	0.000	0.000 ug/Kg
12) Heptachlor epoxide	NOT DETECTED	Expected RT = 10.217		
13) gamma-Chlordane	NOT DETECTED	Expected RT = 10.531		
14) alpha-Chlordane	NOT DETECTED	Expected RT = 10.764		
15) Endosulfan I	10.816	27596	0.000	0.087 ug/Kg
16) 4,4'-DDE	NOT DETECTED	Expected RT = 11.092		
17) Dieldrin	NOT DETECTED	Expected RT = 11.215		
20) Endrin	NOT DETECTED	Expected RT = 11.611		
18) Chlorobenzilate	NOT DETECTED	Expected RT = 11.701		
21) Kepone	NOT DETECTED	Expected RT = 11.750		
22) 4,4'-DDD	NOT DETECTED	Expected RT = 11.856		
23) Endosulfan II	11.926	41259	0.000	0.120 ug/Kg
19) Toxaphene	NOT DETECTED	Expected RT = 12.014		
24) 4,4'-DDT	12.232	8267	0.000	0.038 ug/Kg
25) Endrin aldehyde	NOT DETECTED	Expected RT = 12.325		
26) Endosulfan sulfate	12.663	101406	0.001	0.407 ug/Kg
28) Methoxychlor	13.053	71099	0.002	0.693 ug/Kg
27) Mirex	NOT DETECTED	Expected RT = 13.203		
29) Endrin ketone	13.219	76477	0.001	0.253 ug/Kg
30) Decachlorobiphenyl	14.691	1172125	0.019	0.193 ug/Kg

MATRIX SPIKE SAMPLE EVALUATION REPORT

GC Semivolatiles

Client Lot #...: A0B180429 **Work Order #...:** LVTQ31CD-MS **Matrix.....:** SO
MS Lot-Sample #: A0B180429-004 LVTQ31CE-MSD
Date Sampled...: 02/16/10 13:10 **Date Received..:** 02/17/10
Prep Date.....: 02/23/10 **Analysis Date..:** 03/08/10
Prep Batch #...: 0054022
Dilution Factor: 2 **Initial Wgt/Vol:** 30.08 g **Final Wgt/Vol..:** 10 mL

PARAMETER	PERCENT RECOVERY	RECOVERY LIMITS	RPD	RPD LIMITS	METHOD
gamma-BHC (Lindane)	**92**	**(60 - 125)**			**SW846 8081A**
	86	**(60 - 125)**	**7.4**	**(0-36)**	**SW846 8081A**
Heptachlor	**81**	**(50 - 140)**			**SW846 8081A**
	78	**(50 - 140)**	**4.4**	**(0-44)**	**SW846 8081A**
Aldrin	**88**	**(45 - 140)**			**SW846 8081A**
	82	**(45 - 140)**	**6.3**	**(0-40)**	**SW846 8081A**
Dieldrin	**90**	**(65 - 125)**			**SW846 8081A**
	86	**(65 - 125)**	**4.4**	**(0-33)**	**SW846 8081A**
Endrin	**95**	**(60 - 135)**			**SW846 8081A**
	88	**(60 - 135)**	**8.1**	**(0-38)**	**SW846 8081A**
4,4'-DDT	**98**	**(45 - 140)**			**SW846 8081A**
	88	**(45 - 140)**	**11**	**(0-42)**	**SW846 8081A**
alpha-BHC	**92**	**(60 - 125)**			**SW846 8081A**
	87	**(60 - 125)**	**5.5**	**(0-40)**	**SW846 8081A**
beta-BHC	**99**	**(60 - 125)**			**SW846 8081A**
	96	**(60 - 125)**	**3.5**	**(0-43)**	**SW846 8081A**
delta-BHC	**95**	**(55 - 130)**			**SW846 8081A**
	90	**(55 - 130)**	**5.6**	**(0-34)**	**SW846 8081A**
Heptachlor epoxide	**89**	**(65 - 130)**			**SW846 8081A**
	83	**(65 - 130)**	**6.6**	**(0-43)**	**SW846 8081A**
Endosulfan I	**77**	**(15 - 135)**			**SW846 8081A**
	73	**(15 - 135)**	**5.3**	**(0-41)**	**SW846 8081A**
4,4'-DDE	**105**	**(70 - 125)**			**SW846 8081A**
	99	**(70 - 125)**	**5.7**	**(0-39)**	**SW846 8081A**
Endosulfan II	**85**	**(35 - 140)**			**SW846 8081A**
	79	**(35 - 140)**	**7.7**	**(0-27)**	**SW846 8081A**
4,4'-DDD	**106**	**(30 - 135)**			**SW846 8081A**
	101	**(30 - 135)**	**5.6**	**(0-35)**	**SW846 8081A**
Endosulfan sulfate	**104**	**(60 - 135)**			**SW846 8081A**
	95	**(60 - 135)**	**8.3**	**(0-34)**	**SW846 8081A**
Methoxychlor	**108**	**(55 - 145)**			**SW846 8081A**
	102	**(55 - 145)**	**4.9**	**(0-41)**	**SW846 8081A**
Endrin ketone	**102**	**(65 - 135)**			**SW846 8081A**
	94	**(65 - 135)**	**7.9**	**(0-32)**	**SW846 8081A**
Endrin aldehyde	**81**	**(35 - 145)**			**SW846 8081A**
	75	**(35 - 145)**	**7.6**	**(0-29)**	**SW846 8081A**
alpha-Chlordane	**85**	**(65 - 120)**			**SW846 8081A**
	81	**(65 - 120)**	**4.9**	**(0-65)**	**SW846 8081A**
gamma-Chlordane	**86**	**(65 - 125)**			**SW846 8081A**
	80	**(65 - 125)**	**6.5**	**(0-36)**	**SW846 8081A**

(Continued on next page)

MATRIX SPIKE SAMPLE EVALUATION REPORT

GC Semivolatiles

Client Lot #...: A0B180429 **Work Order #...:** LVTQ31CD-MS **Matrix.....:** SO
MS Lot-Sample #: A0B180429-004 LVTQ31CE-MSD

SURROGATE	PERCENT RECOVERY	RECOVERY LIMITS
Tetrachloro-m-xylene	122	(70 - 125)
	115	(70 - 125)
Decachlorobiphenyl	106	(55 - 130)
	94	(55 - 130)

NOTE(S):

Calculations are performed before rounding to avoid round-off errors in calculated results.

Bold print denotes control parameters

Results and reporting limits have been adjusted for dry weight.

MATRIX SPIKE SAMPLE DATA REPORT

GC Semivolatiles

Client Lot #...: A0B180429 **Work Order #...:** LVTQ31CD-MS **Matrix.....:** SO
MS Lot-Sample #: A0B180429-004 LVTQ31CE-MSD
Date Sampled...: 02/16/10 13:10 **Date Received..:** 02/17/10
Prep Date.....: 02/23/10 **Analysis Date..:** 03/08/10
Prep Batch #...: 0054022
Dilution Factor: 2 **Initial Wgt/Vol:** 30.08 g **Final Wgt/Vol..:** 10 mL

PARAMETER	SAMPLE AMOUNT	SPIKE AMT	MEASRD AMOUNT	UNITS	PERCNT RECVRY	RPD	METHOD
gamma-BHC (Lindane)	ND	34	31	ug/kg	92		SW846 8081A
	ND	34	29	ug/kg	86	7.4	SW846 8081A
Heptachlor	ND	34	28	ug/kg	81		SW846 8081A
	ND	34	26	ug/kg	78	4.4	SW846 8081A
Aldrin	ND	34	30	ug/kg	88		SW846 8081A
	ND	34	28	ug/kg	82	6.3	SW846 8081A
Dieldrin	ND	34	30	ug/kg	90		SW846 8081A
	ND	34	29	ug/kg	86	4.4	SW846 8081A
Endrin	ND	34	32	ug/kg	95		SW846 8081A
	ND	34	30	ug/kg	88	8.1	SW846 8081A
4,4'-DDT	ND	34	33	ug/kg	98		SW846 8081A
	ND	34	30	ug/kg	88	11	SW846 8081A
alpha-BHC	ND	34	31	ug/kg	92		SW846 8081A
	ND	34	29	ug/kg	87	5.5	SW846 8081A
beta-BHC	ND	34	34	ug/kg	99		SW846 8081A
	ND	34	32	ug/kg	96	3.5	SW846 8081A
delta-BHC	ND	34	32	ug/kg	95		SW846 8081A
	ND	34	30	ug/kg	90	5.6	SW846 8081A
Heptachlor epoxide	ND	34	30	ug/kg	89		SW846 8081A
	ND	34	28	ug/kg	83	6.6	SW846 8081A
Endosulfan I	ND	34	26	ug/kg	77		SW846 8081A
	ND	34	25	ug/kg	73	5.3	SW846 8081A
4,4'-DDE	ND	34	35	ug/kg	105		SW846 8081A
	ND	34	34	ug/kg	99	5.7	SW846 8081A
Endosulfan II	ND	34	29	ug/kg	85		SW846 8081A
	ND	34	27	ug/kg	79	7.7	SW846 8081A
4,4'-DDD	ND	34	36	ug/kg	106		SW846 8081A
	ND	34	34	ug/kg	101	5.6	SW846 8081A
Endosulfan sulfate	ND	34	35	ug/kg	104		SW846 8081A
	ND	34	32	ug/kg	95	8.3	SW846 8081A
Methoxychlor	ND	34	37	ug/kg	108		SW846 8081A
	ND	34	35	ug/kg	102	4.9	SW846 8081A
Endrin ketone	ND	34	34	ug/kg	102		SW846 8081A
	ND	34	32	ug/kg	94	7.9	SW846 8081A
Endrin aldehyde	ND	34	28	ug/kg	81		SW846 8081A
	ND	34	26	ug/kg	75	7.6	SW846 8081A
alpha-Chlordane	ND	34	29	ug/kg	85		SW846 8081A
	ND	34	27	ug/kg	81	4.9	SW846 8081A
gamma-Chlordane	ND	34	29	ug/kg	86		SW846 8081A
	ND	34	27	ug/kg	80	6.5	SW846 8081A

(Continued on next page)

MATRIX SPIKE SAMPLE DATA REPORT

GC Semivolatiles

Client Lot #...: A0B180429 **Work Order #...:** LVTQ31CD-MS **Matrix.....:** SO
MS Lot-Sample #: A0B180429-004 LVTQ31CE-MSD

SURROGATE	PERCENT RECOVERY	RECOVERY LIMITS
Tetrachloro-m-xylene	122	(70 - 125)
	115	(70 - 125)
Decachlorobiphenyl	106	(55 - 130)
	94	(55 - 130)

NOTE(S):

Calculations are performed before rounding to avoid round-off errors in calculated results.

Bold print denotes control parameters

Results and reporting limits have been adjusted for dry weight.

TestAmerica North Canton

PESTICIDE 8081/608

Data file : \\cansvr11\dd\chem\GCS\a2hp3.i\100308-1.b\027F2701.D
Lab Smp Id: LVTQ31CD Client Smp ID: B12SS-038M-5040-SO
Inj Date : 08-MAR-2010 21:39
Operator : 093905 Inst ID: a2hp3.i
Smp Info : LVTQ31CD,2
Misc Info : 13-PEST.SUB,SOIL(33.3).SPK
Comment   :
Method   : \\cansvr11\dd\chem\GCS\a2hp3.i\100308-1.b\PEST3.m
Meth Date : 09-Mar-2010 09:35 vandorenc Quant Type: ESTD
Cal Date : 12-FEB-2010 20:43 Cal File: 015F1501.D
Als bottle: 27 QC Sample: MS
Dil Factor: 2.00000
Integrator: Falcon Compound Sublist: 13-PEST.SUB
Target Version: 4.14 Sample Matrix: SOIL

Concentration Formula: Amt * DF * Vt*Vi/Ws * CpndVariable

Name	Value	Description
DF	2.000	Dilution Factor
Vt	10000.000	Volume of final extract
Vi	1.000	volume injected
Ws	30.080	initial volume of sample
Cpnd Variable		Local Compound Variable

				CONCENTRATIONS ON-COL	FINAL		
RT	EXP RT	DLT RT	RESPONSE	(ng)	(ug/Kg)	TARGET RANGE	RATIO
$ 1 Tetrachloro-m-xylene					CAS #: 877-09-8		
4.842	4.834	0.008	3424304	0.00890	0.1780		(M)
4 alpha-BHC					CAS #: 319-84-6		
5.797	5.788	0.009	26055946	0.04110	27.32		
5 gamma-BHC (Lindane)					CAS #: 58-89-9		
6.302	6.293	0.009	24582221	0.04334	28.82		(M)
6 beta-BHC					CAS #: 319-85-7		
6.474	6.465	0.009	9167679	0.04137	27.51		
7 delta-BHC					CAS #: 319-86-8		
6.713	6.704	0.009	40113412	0.03795	25.23		
9 Heptachlor					CAS #: 76-44-8		
7.043	7.016	0.027	397386208	0.36364	241.8		(R)
10 Aldrin					CAS #: 309-00-2		

```
7.517    7.506    0.011        13313757 0.03333    22.16
--------------------------------------------------------------------------------
```

RT	EXP RT	DLT RT	RESPONSE	CONCENTRATIONS ON-COL (ng)	FINAL (ug/Kg)	TARGET RANGE	RATIO
12 Heptachlor epoxide					CAS #: 1024-57-3		
8.851	8.837	0.014	41349302	0.04437	29.50		
13 gamma-Chlordane					CAS #: 5103-74-2		
9.128	9.114	0.014	13266829	0.04192	27.87		
14 alpha-Chlordane					CAS #: 5103-71-9		
9.408	9.397	0.011	8919529	0.02759	18.35		
16 4,4'-DDE					CAS #: 72-55-9		
9.707	9.697	0.010	29336834	0.03267	21.72		
15 Endosulfan I					CAS #: 959-98-8		
9.621	9.609	0.012	22070315	0.02683	17.84		
17 Dieldrin					CAS #: 60-57-1		
10.057	10.047	0.010	14591247	0.04157	27.64		
20 Endrin					CAS #: 72-20-8		
10.407	10.398	0.009	31324111	0.04059	26.99		
22 4,4'-DDD					CAS #: 72-54-8		
10.672	10.664	0.008	25035457	0.04077	27.10		
23 Endosulfan II					CAS #: 33213-65-9		
10.749	10.740	0.009	11889679	0.03918	26.05		
24 4,4'-DDT					CAS #: 50-29-3		
11.067	11.058	0.009	23750058	0.03870	25.73		
26 Endrin aldehyde					CAS #: 7421-93-4		
11.354	11.345	0.009	17435258	0.03403	22.63		
27 Methoxychlor					CAS #: 72-43-5		
11.774	11.767	0.007	9751834	0.03790	25.20		
28 Endosulfan sulfate					CAS #: 1031-07-8		
11.907	11.898	0.009	12332776	0.04370	29.06		
29 Endrin ketone					CAS #: 53494-70-5		
12.217	12.210	0.007	24892145	0.04053	26.95		
$ 30 Decachlorobiphenyl					CAS #: 2051-24-3		
13.424	13.420	0.004	1758205	0.00737	0.1475		

QC Flag Legend

R - Spike/Surrogate failed recovery limits.
M - Compound response manually integrated.

Data File: \\cansvr11\dd\chem\GCS\a2hp3.i\100308-1.b\027F2701.D

Date : 08-MAR-2010 21:39

Client ID: B12SS-038M-5040-SO

Instrument: a2hp3.i

Sample Info: LVTQ31CD,2

Volume Injected (uL): 1.0

Operator: 093905

Column phase: clp pesticides

Column diameter: 0.53

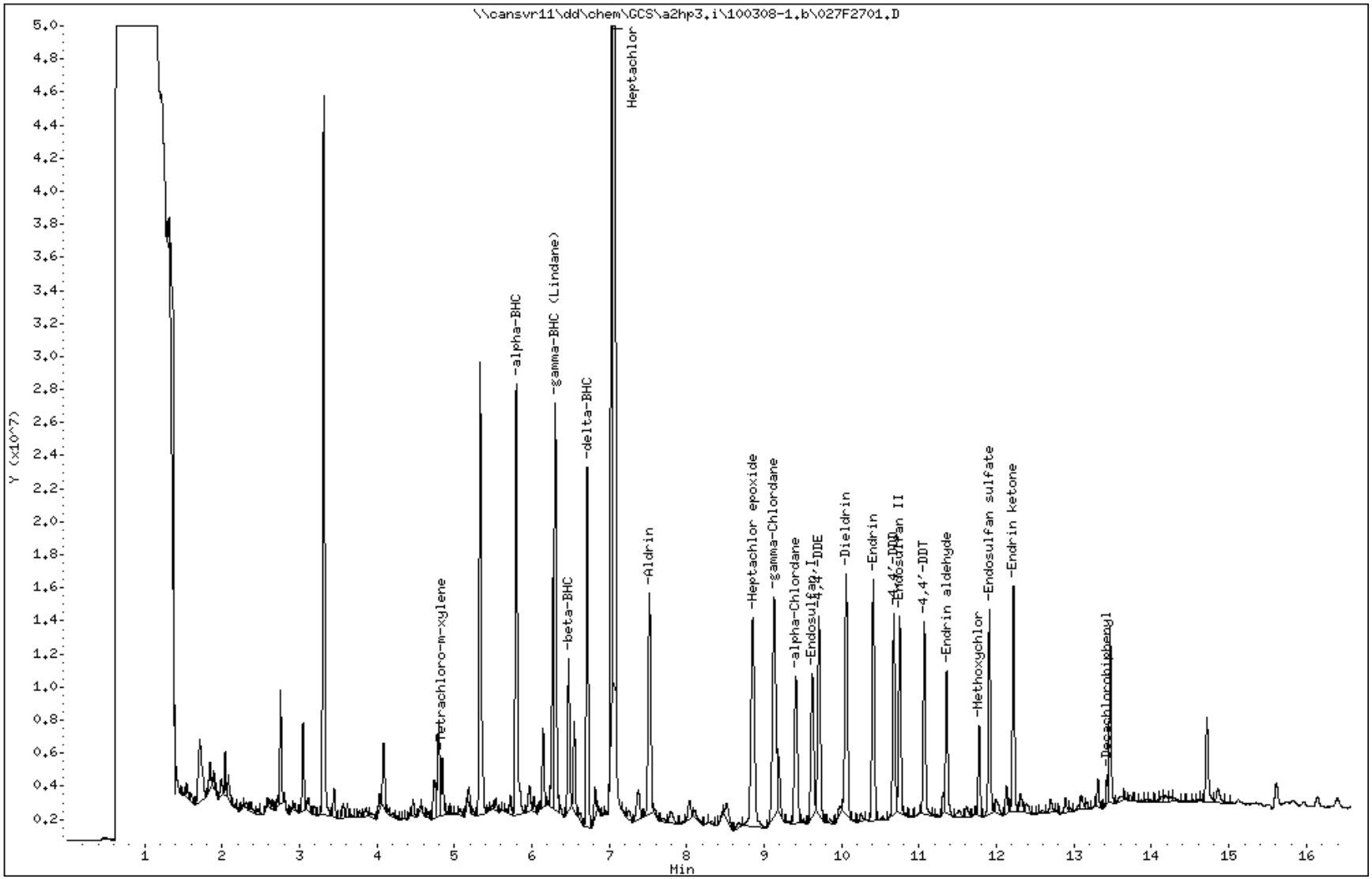

COMPOUNDS and EXP. RT REPORT

Operator: 093905 Date Acquired: 08-MAR-2010 21:39
Data File: //cansvr11/dd/chem/GCS/a2hp3.i/100308-1.b/027F2701.D
Lab Sample ID: LVTQ31CD
Misc. Info: 13-PEST.SUB,SOIL(33.3).SPK
Instrument: a2hp3.i
Method: \\cansvr11\dd\chem\GCS\a2hp3.i\100308-1.b\PEST3.m
Dilution Factor: 2

Compound	RT	Area	Amount	Conc
1) Tetrachloro-m-xylene	4.843	6228625	0.009	0.178 ug/Kg
4) alpha-BHC	5.798	51822091	0.041	27.325 ug/Kg
5) gamma-BHC (Lindane)	6.303	48792269	0.043	28.819 ug/Kg
6) beta-BHC	6.475	16967968	0.041	27.509 ug/Kg
7) delta-BHC	6.714	40113412	0.038	25.231 ug/Kg
9) Heptachlor	7.044	397386208	0.364	241.780 ug/Kg
10) Aldrin	7.518	31980814	0.033	22.164 ug/Kg
12) Heptachlor epoxide	8.851	41349302	0.044	29.504 ug/Kg
13) gamma-Chlordane	9.129	40867315	0.042	27.871 ug/Kg
14) alpha-Chlordane	9.409	24626509	0.028	18.347 ug/Kg
15) Endosulfan I	9.621	22070315	0.027	17.841 ug/Kg
16) 4,4'-DDE	9.707	29336834	0.033	21.720 ug/Kg
17) Dieldrin	10.058	35254881	0.042	27.641 ug/Kg
20) Endrin	10.407	31324111	0.041	26.987 ug/Kg
22) 4,4'-DDD	10.673	25035457	0.041	27.105 ug/Kg
23) Endosulfan II	10.750	24612135	0.039	26.051 ug/Kg
24) 4,4'-DDT	11.067	23750058	0.039	25.731 ug/Kg
26) Endrin aldehyde	11.355	17435258	0.034	22.626 ug/Kg
27) Methoxychlor	11.775	9751834	0.038	25.199 ug/Kg
28) Endosulfan sulfate	11.907	23961742	0.044	29.056 ug/Kg
29) Endrin ketone	12.218	24892145	0.041	26.948 ug/Kg
30) Decachlorobiphenyl	13.425	2698336	0.007	0.147 ug/Kg

Data File Name: 027F2701.D
Inj. Date and Time: 08-MAR-2010 21:39
Instrument ID: a2hp3.i
Client ID: B12SS-038M-5040-SO
Compound Name: Tetrachloro-m-xylene
CAS #: 877-09-8
Report Date: 03/09/2010

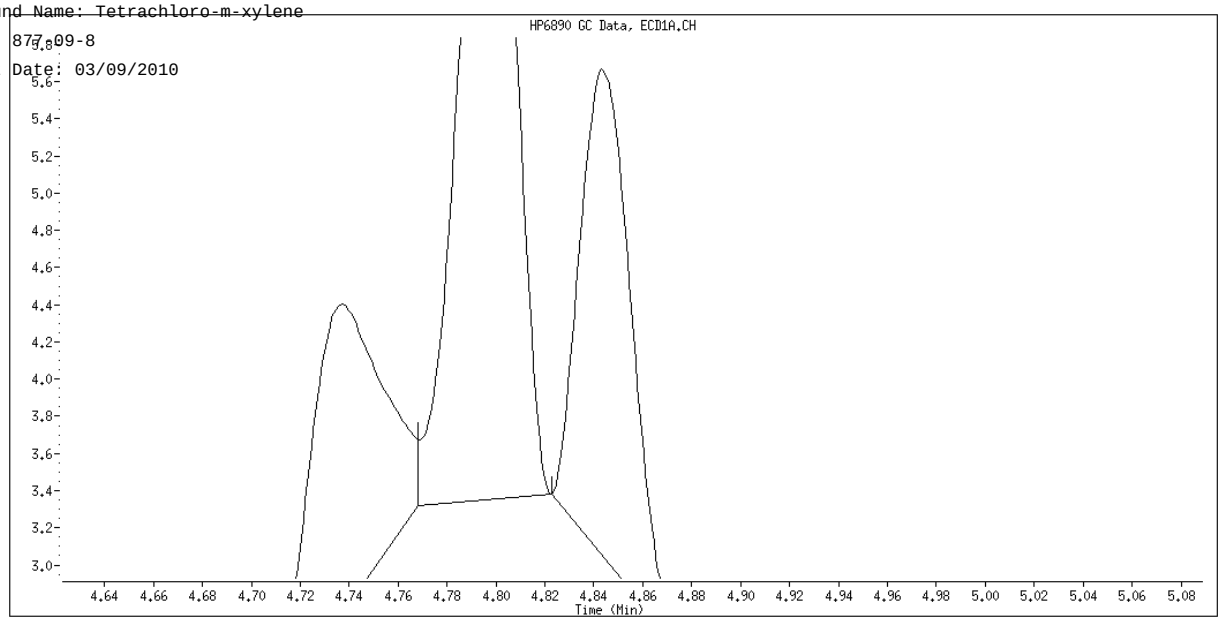

Original Integration

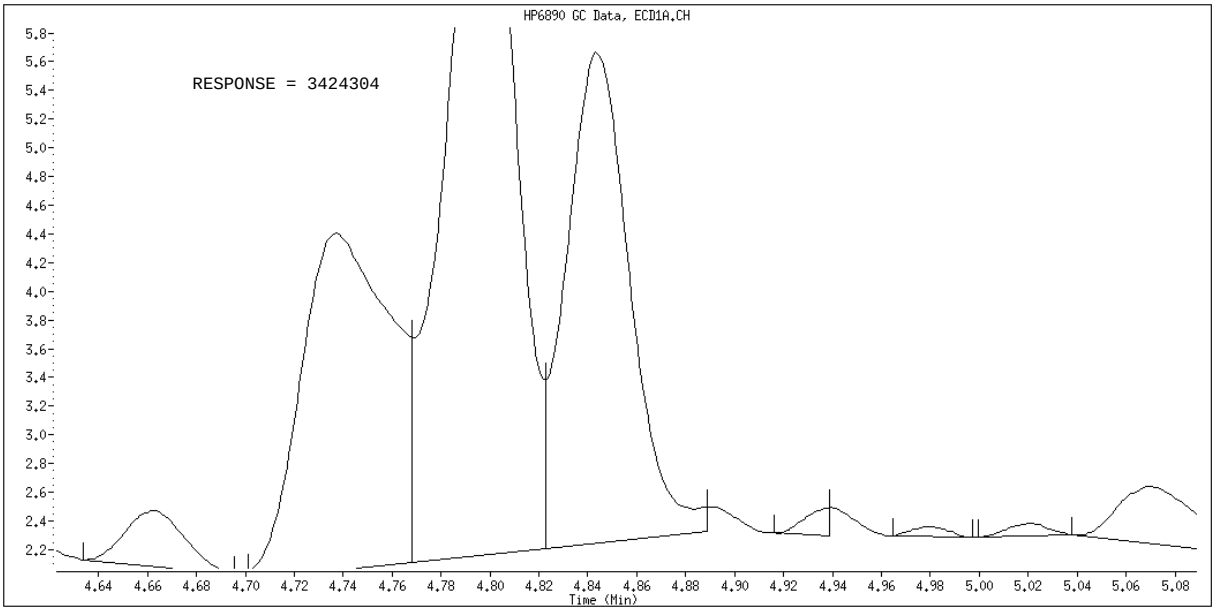

Manual Integration

Manually Integrated By: vandorenc
Manual Integration Reason: Baseline Event

Data File Name: 027F2701.D
Inj. Date and Time: 08-MAR-2010 21:39
Instrument ID: a2hp3.i
Client ID: B12SS-038M-5040-SO
Compound Name: gamma-BHC (Lindane)
CAS #: 58-89-9
Report Date: 03/09/2010

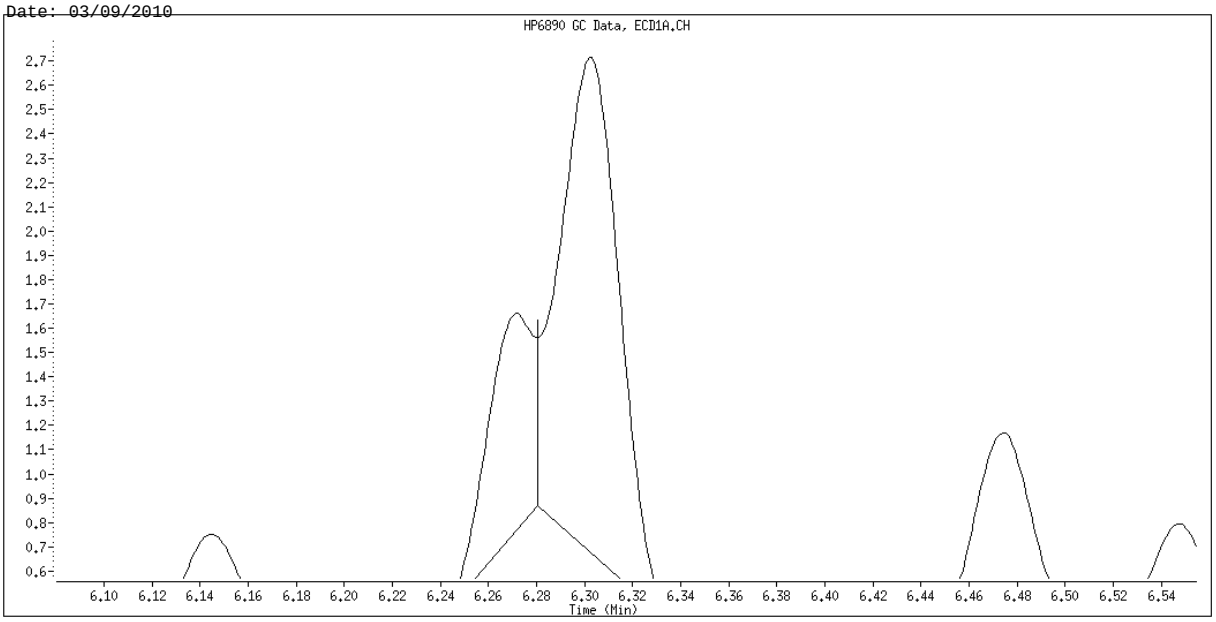

Original Integration

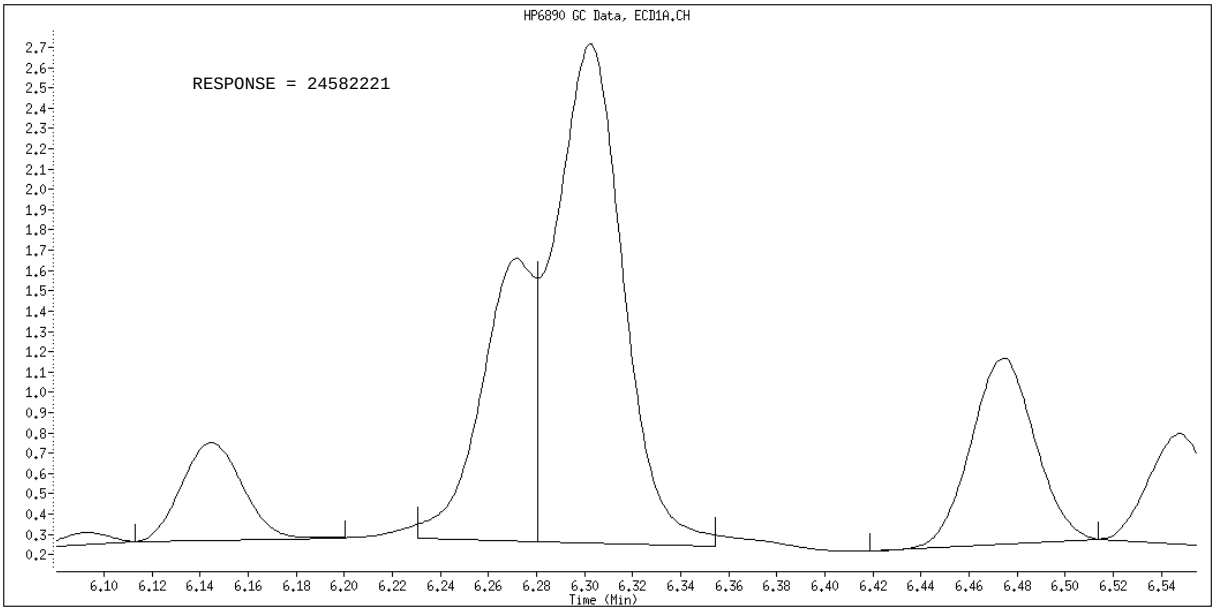

Manual Integration

Manually Integrated By: vandorenc
Manual Integration Reason: Baseline Event

TestAmerica North Canton

PESTICIDES 8081/608

Data file : \\cansvr11\dd\chem\GCS\a2hp3.i\100308-1.b\100308-1.b\027F2701.D
Lab Smp Id: LVTQ31CD Client Smp ID: B12SS-038M-5040-SO
Inj Date : 08-MAR-2010 21:39
Operator : 093905 Inst ID: a2hp3.i
Smp Info : LVTQ31CD,2
Misc Info : 13-PEST.SUB,SOIL(33.3).SPK
Comment :
Method : \\cansvr11\dd\chem\GCS\a2hp3.i\100308-1.b\PEST3.m\pest3r.m
Meth Date : 09-Mar-2010 09:37 vandorenc Quant Type: ESTD
Cal Date : 08-MAR-2010 15:39 Cal File: 013F1301.D
Als bottle: 27 QC Sample: MS
Dil Factor: 2.00000
Integrator: Falcon Compound Sublist: 13-PEST.SUB
Target Version: 4.14 Sample Matrix: SOIL
Processing Host: CANPGCSV23

Concentration Formula: Amt * DF * Vt*Vi/Ws * CpndVariable

Name	Value	Description
DF	2.000	Dilution Factor
Vt	10000.000	Volume of final extract
Vi	1.000	volume injected
Ws	30.080	initial volume of sample
Cpnd Variable		Local Compound Variable

RT	EXP RT	DLT RT	RESPONSE	CONCENTRATIONS ON-COL (ng)	FINAL (ug/Kg)	TARGET RANGE	RATIO
$ 1 Tetrachloro-m-xylene					CAS #: 877-09-8		
5.696	5.692	0.004	1202180	0.01215	0.2430		
4 alpha-BHC					CAS #: 319-84-6		
6.772	6.769	0.003	4130478	0.04598	30.57		
16 4,4'-DDE					CAS #: 72-55-9		
11.095	11.092	0.003	5109954	0.05235	34.81		
15 Endosulfan I					CAS #: 959-98-8		
10.817	10.814	0.003	4088362	0.03878	25.78		
5 gamma-BHC (Lindane)					CAS #: 58-89-9		
7.407	7.403	0.004	3116447	0.04612	30.67		
6 beta-BHC					CAS #: 319-85-7		
7.622	7.617	0.005	1238768	0.04957	32.96		

```
    7 delta-BHC                                   CAS #: 319-86-8
8.235    8.231    0.004         6337149 0.04744    31.54
--------------------------------------------------------------------------------
```

RT	EXP RT	DLT RT	RESPONSE	CONCENTRATIONS ON-COL (ng)	FINAL (ug/Kg)	TARGET RANGE	RATIO
8 Heptachlor					CAS #: 76-44-8		
8.312	8.307	0.005	5729903	0.04078	27.11		
10 Aldrin					CAS #: 309-00-2		
9.062	9.057	0.005	5724310	0.04393	29.21		
12 Heptachlor epoxide					CAS #: 1024-57-3		

Peaks not detected for Quant. or Qual. signal(s).

13 gamma-Chlordane					CAS #: 5103-74-2		
10.534	10.531	0.003	2294271	0.04294	28.55		
14 alpha-Chlordane					CAS #: 5103-71-9		
10.767	10.763	0.004	2276241	0.04245	28.22		
17 Dieldrin					CAS #: 60-57-1		
11.217	11.215	0.002	4861981	0.04491	29.86		
20 Endrin					CAS #: 72-20-8		
11.615	11.611	0.004	2474393	0.04765	31.68		
22 4,4'-DDD					CAS #: 72-54-8		
11.858	11.856	0.002	3698525	0.05331	35.44		
23 Endosulfan II					CAS #: 33213-65-9		
11.899	11.896	0.003	2090353	0.04265	28.36		
24 4,4'-DDT					CAS #: 50-29-3		
12.232	12.231	0.001	3509268	0.04900	32.58		
25 Endrin aldehyde					CAS #: 7421-93-4		
12.327	12.324	0.003	1504168	0.04079	27.12		
26 Endosulfan sulfate					CAS #: 1031-07-8		
12.653	12.651	0.002	2234457	0.05195	34.54		
28 Methoxychlor					CAS #: 72-43-5		
13.041	13.037	0.004	1011568	0.05392	35.85		
29 Endrin ketone					CAS #: 53494-70-5		
13.230	13.227	0.003	2584217	0.05091	33.85		
$ 30 Decachlorobiphenyl					CAS #: 2051-24-3		
14.692	14.687	0.005	286948	0.01065	0.2130		

Data File: \\cansvr11\dd\chem\GCS\a2hp3.i\100308-1.b\100308-1.b\027F2701.D

Date : 08-MAR-2010 21:39

Client ID: B12SS-038M-5040-SO

Instrument: a2hp3.i

Sample Info: LVTQ31CD,2

Volume Injected (uL): 1.0

Operator: 093905

Column phase: clp pesticides II

Column diameter: 0.53

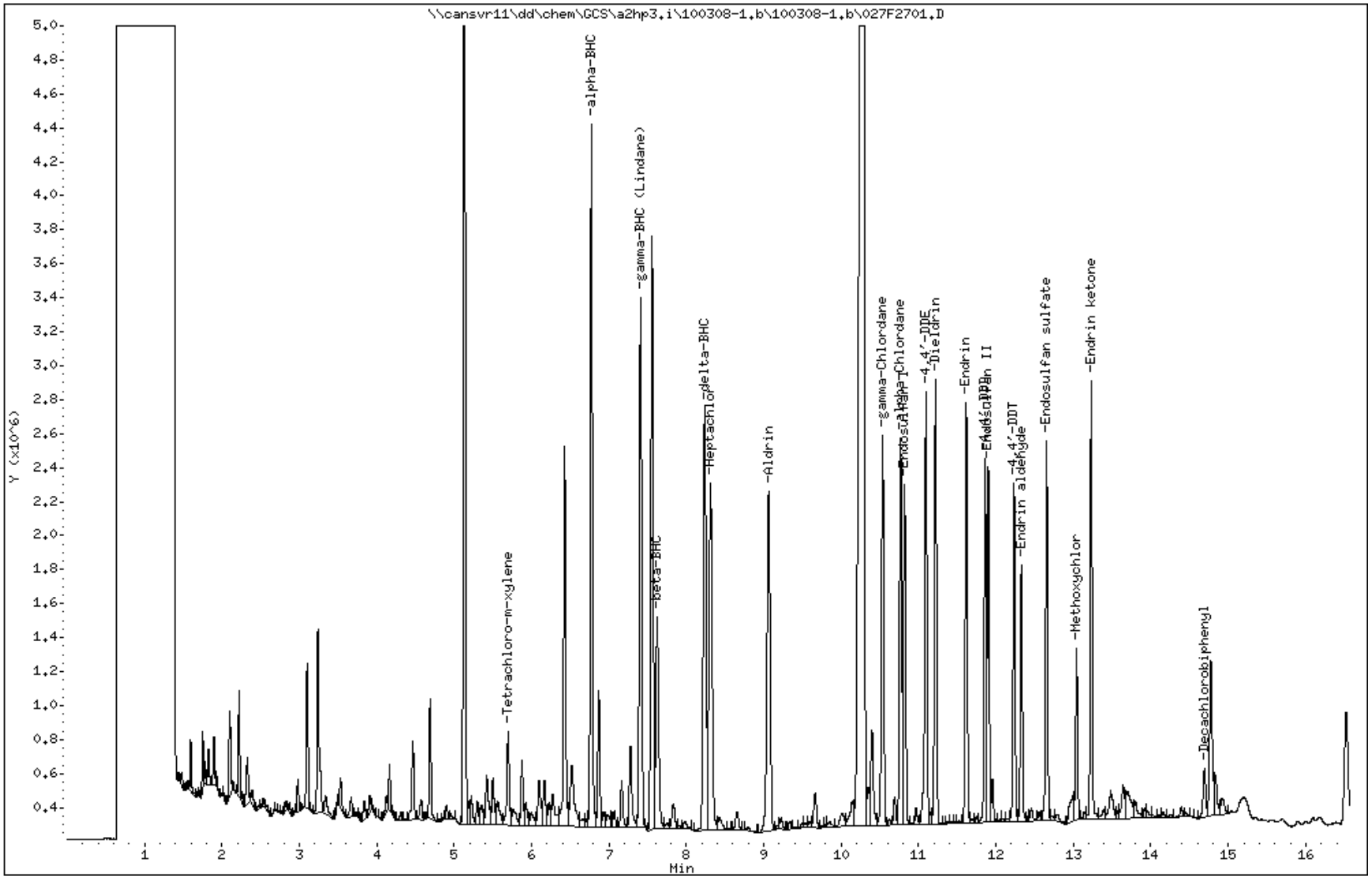

COMPOUNDS and EXP. RT REPORT

Operator: 093905 Date Acquired: 08-MAR-2010 21:39
Data File: //cansvr11/dd/chem/GCS/a2hp3.i/100308-1.b/100308-1.b/027F2701.D
Lab Sample ID: LVTQ31CD
Misc. Info: 13-PEST.SUB,SOIL(33.3).SPK
Instrument: a2hp3.i
Method: \\cansvr11\dd\chem\GCS\a2hp3.i\100308-1.b\PEST3.m\pest3r.m
Dilution Factor: 2

Compound	RT	Area	Amount	Conc
1) Tetrachloro-m-xylene	5.696	1202180	0.012	0.243 ug/Kg
4) alpha-BHC	6.773	7329354	0.046	30.569 ug/Kg
5) gamma-BHC (Lindane)	7.408	6426829	0.046	30.666 ug/Kg
6) beta-BHC	7.622	3114752	0.050	32.962 ug/Kg
7) delta-BHC	8.235	6337149	0.047	31.541 ug/Kg
8) Heptachlor	8.313	5729903	0.041	27.113 ug/Kg
10) Aldrin	9.063	5724310	0.044	29.206 ug/Kg
12) Heptachlor epoxide	NOT DETECTED	Expected RT = 10.217		
13) gamma-Chlordane	10.535	4817818	0.043	28.550 ug/Kg
14) alpha-Chlordane	10.767	4580803	0.042	28.222 ug/Kg
15) Endosulfan I	10.818	4088362	0.039	25.784 ug/Kg
16) 4,4'-DDE	11.095	5109954	0.052	34.810 ug/Kg
17) Dieldrin	11.218	4861981	0.045	29.858 ug/Kg
20) Endrin	11.615	4444805	0.048	31.679 ug/Kg
22) 4,4'-DDD	11.859	3698525	0.053	35.446 ug/Kg
23) Endosulfan II	11.900	3694891	0.043	28.359 ug/Kg
24) 4,4'-DDT	12.233	3509268	0.049	32.583 ug/Kg
25) Endrin aldehyde	12.327	2627971	0.041	27.123 ug/Kg
26) Endosulfan sulfate	12.654	3889740	0.052	34.539 ug/Kg
28) Methoxychlor	13.041	1738647	0.054	35.850 ug/Kg
29) Endrin ketone	13.230	4482610	0.051	33.852 ug/Kg
30) Decachlorobiphenyl	14.692	699301	0.011	0.213 ug/Kg

TestAmerica North Canton

PESTICIDE 8081/608

Data file : \\cansvr11\dd\chem\GCS\a2hp3.i\100308-1.b\028F2801.D
Lab Smp Id: LVTQ31CE Client Smp ID: B12SS-038M-5040-SO
Inj Date : 08-MAR-2010 22:04
Operator : 093905 Inst ID: a2hp3.i
Smp Info : LVTQ31CE,2
Misc Info : 13-PEST.SUB,SOIL(33.3).SPK
Comment   :
Method   : \\cansvr11\dd\chem\GCS\a2hp3.i\100308-1.b\PEST3.m
Meth Date : 09-Mar-2010 09:35 vandorenc Quant Type: ESTD
Cal Date : 12-FEB-2010 20:43 Cal File: 015F1501.D
Als bottle: 28 QC Sample: MSD
Dil Factor: 2.00000
Integrator: Falcon Compound Sublist: 13-PEST.SUB
Target Version: 4.14 Sample Matrix: SOIL

Concentration Formula: Amt * DF * Vt*Vi/Ws * CpndVariable

Name	Value	Description
DF	2.000	Dilution Factor
Vt	10000.000	Volume of final extract
Vi	1.000	volume injected
Ws	30.140	initial volume of sample
Cpnd Variable		Local Compound Variable

				CONCENTRATIONS ON-COL (ng)	FINAL (ug/Kg)	TARGET RANGE	RATIO	
RT	EXP RT	DLT RT	RESPONSE					
$ 1 Tetrachloro-m-xylene						CAS #: 877-09-8		
4.843	4.834	0.009	3252337	0.00846	0.1691			(M)
4 alpha-BHC						CAS #: 319-84-6		
5.797	5.788	0.009	24300704	0.03833	25.43			
5 gamma-BHC (Lindane)						CAS #: 58-89-9		
6.302	6.293	0.009	22756267	0.04012	26.62			(M)
6 beta-BHC						CAS #: 319-85-7		
6.474	6.465	0.009	8605764	0.03884	25.77			
7 delta-BHC						CAS #: 319-86-8		
6.714	6.704	0.010	37210095	0.03520	23.36			

RT	EXP RT	DLT RT	RESPONSE	CONCENTRATIONS ON-COL (ng)	FINAL (ug/Kg)	TARGET RANGE	RATIO

9 Heptachlor CAS #: 76-44-8

Peaks not detected for Quant. or Qual. signal(s).

---

10 Aldrin CAS #: 309-00-2

7.517	7.506	0.011	12374617	0.03098	20.56		

---

12 Heptachlor epoxide CAS #: 1024-57-3

8.850	8.837	0.013	38785543	0.04162	27.62		

---

13 gamma-Chlordane CAS #: 5103-74-2

9.127	9.114	0.013	12164666	0.03844	25.50		

---

14 alpha-Chlordane CAS #: 5103-71-9

9.408	9.397	0.011	8361356	0.02587	17.16		

---

16 4,4'-DDE CAS #: 72-55-9

9.707	9.697	0.010	26816768	0.02986	19.81		

---

15 Endosulfan I CAS #: 959-98-8

9.620	9.609	0.011	19941997	0.02425	16.09		

---

17 Dieldrin CAS #: 60-57-1

10.056	10.047	0.009	13599194	0.03875	25.71		

---

20 Endrin CAS #: 72-20-8

10.405	10.398	0.007	28970589	0.03754	24.91		

---

22 4,4'-DDD CAS #: 72-54-8

10.672	10.664	0.008	22470153	0.03659	24.28		

---

23 Endosulfan II CAS #: 33213-65-9

10.748	10.740	0.008	11029090	0.03634	24.12		

---

24 4,4'-DDT CAS #: 50-29-3

11.065	11.058	0.007	21908913	0.03570	23.69		

---

26 Endrin aldehyde CAS #: 7421-93-4

11.353	11.345	0.008	14097637	0.02752	18.26		

---

27 Methoxychlor CAS #: 72-43-5

11.773	11.767	0.006	9196405	0.03574	23.72		

---

28 Endosulfan sulfate CAS #: 1031-07-8

11.905	11.898	0.007	11728190	0.04156	27.58		

---

29 Endrin ketone CAS #: 53494-70-5

12.216	12.210	0.006	22683707	0.03693	24.51		

$ 30 Decachlorobiphenyl CAS #: 2051-24-3

```
13.423  13.420    0.003         1595279 0.00669   0.1338
--------------------------------------------------------------------------------
```

QC Flag Legend

M - Compound response manually integrated.

Data File: \\cansvr11\dd\chem\GCS\a2hp3.i\100308-1.b\028F2801.D

Date : 08-MAR-2010 22:04

Client ID: B12SS-038M-5040-SO

Instrument: a2hp3.i

Sample Info: LVTQ31CE,2

Volume Injected (uL): 1.0

Operator: 093905

Column phase: clp pesticides

Column diameter: 0.53

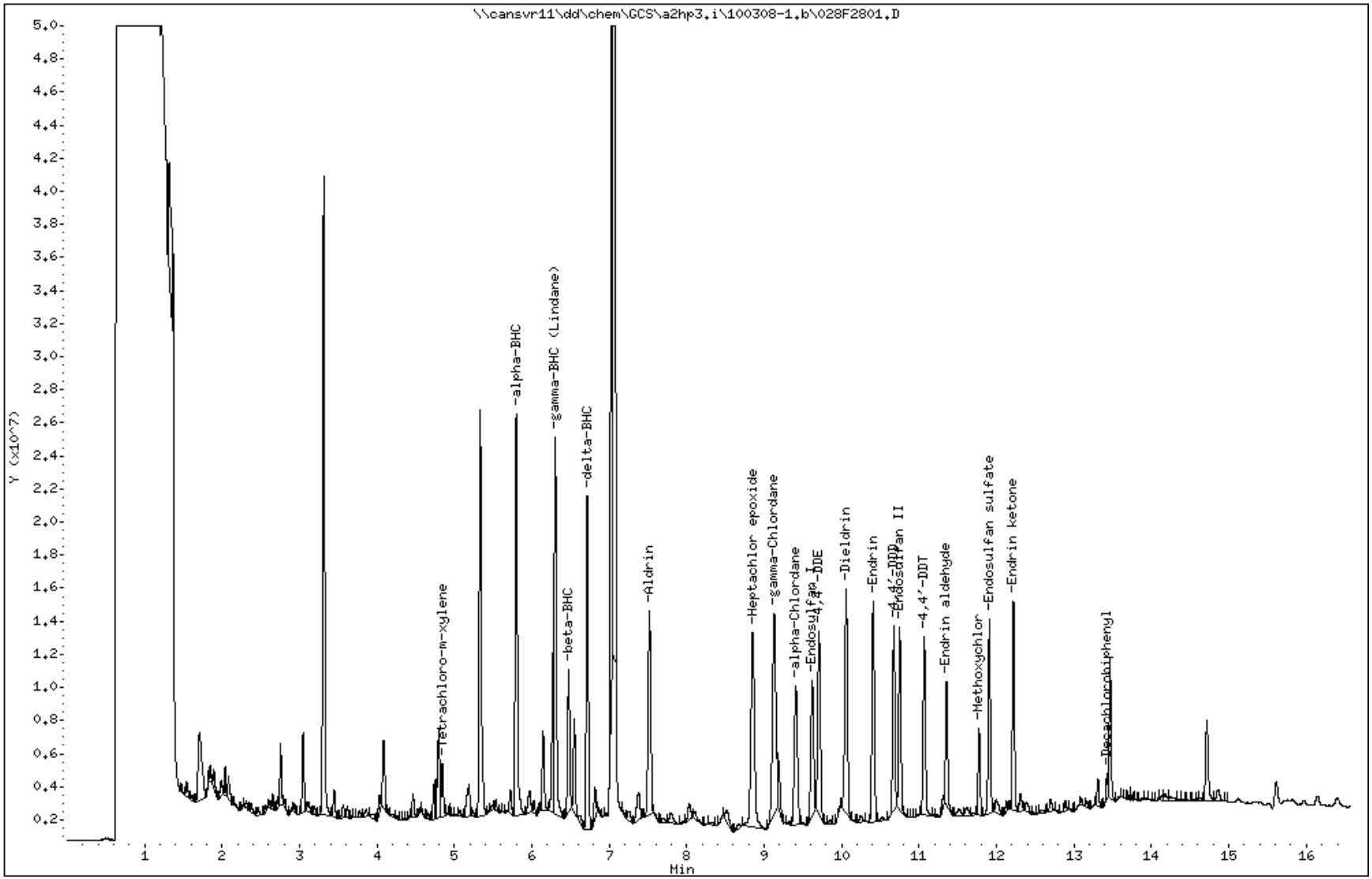

COMPOUNDS and EXP. RT REPORT

Operator: 093905 Date Acquired: 08-MAR-2010 22:04
Data File: //cansvr11/dd/chem/GCS/a2hp3.i/100308-1.b/028F2801.D
Lab Sample ID: LVTQ31CE
Misc. Info: 13-PEST.SUB,SOIL(33.3).SPK
Instrument: a2hp3.i
Method: \\cansvr11\dd\chem\GCS\a2hp3.i\100308-1.b\PEST3.m
Dilution Factor: 2

Compound	RT	Area	Amount	Conc
1) Tetrachloro-m-xylene	4.843	6003955	0.008	0.169 ug/Kg
4) alpha-BHC	5.798	47759028	0.038	25.433 ug/Kg
5) gamma-BHC (Lindane)	6.303	46695850	0.040	26.626 ug/Kg
6) beta-BHC	6.474	15970806	0.039	25.771 ug/Kg
7) delta-BHC	6.714	37210095	0.035	23.358 ug/Kg
9) Heptachlor	NOT DETECTED Expected RT = 7.016			
10) Aldrin	7.518	30057968	0.031	20.560 ug/Kg
12) Heptachlor epoxide	8.851	38785543	0.042	27.620 ug/Kg
13) gamma-Chlordane	9.128	37773312	0.038	25.505 ug/Kg
14) alpha-Chlordane	9.408	23211991	0.026	17.164 ug/Kg
15) Endosulfan I	9.620	19941997	0.024	16.089 ug/Kg
16) 4,4'-DDE	9.708	26816768	0.030	19.815 ug/Kg
17) Dieldrin	10.057	32792613	0.039	25.710 ug/Kg
20) Endrin	10.406	28970589	0.038	24.910 ug/Kg
22) 4,4'-DDD	10.673	22470153	0.037	24.279 ug/Kg
23) Endosulfan II	10.748	22130956	0.036	24.117 ug/Kg
24) 4,4'-DDT	11.066	21908913	0.036	23.689 ug/Kg
26) Endrin aldehyde	11.353	14097637	0.028	18.258 ug/Kg
27) Methoxychlor	11.773	9196405	0.036	23.716 ug/Kg
28) Endosulfan sulfate	11.906	22545080	0.042	27.577 ug/Kg
29) Endrin ketone	12.217	22683707	0.037	24.508 ug/Kg
30) Decachlorobiphenyl	13.423	2282652	0.007	0.134 ug/Kg

Data File Name: 028F2801.D
Inj. Date and Time: 08-MAR-2010 22:04
Instrument ID: a2hp3.i
Client ID: B12SS-038M-5040-SO
Compound Name: Tetrachloro-m-xylene
CAS #: 877-09-8
Report Date: 03/09/2010

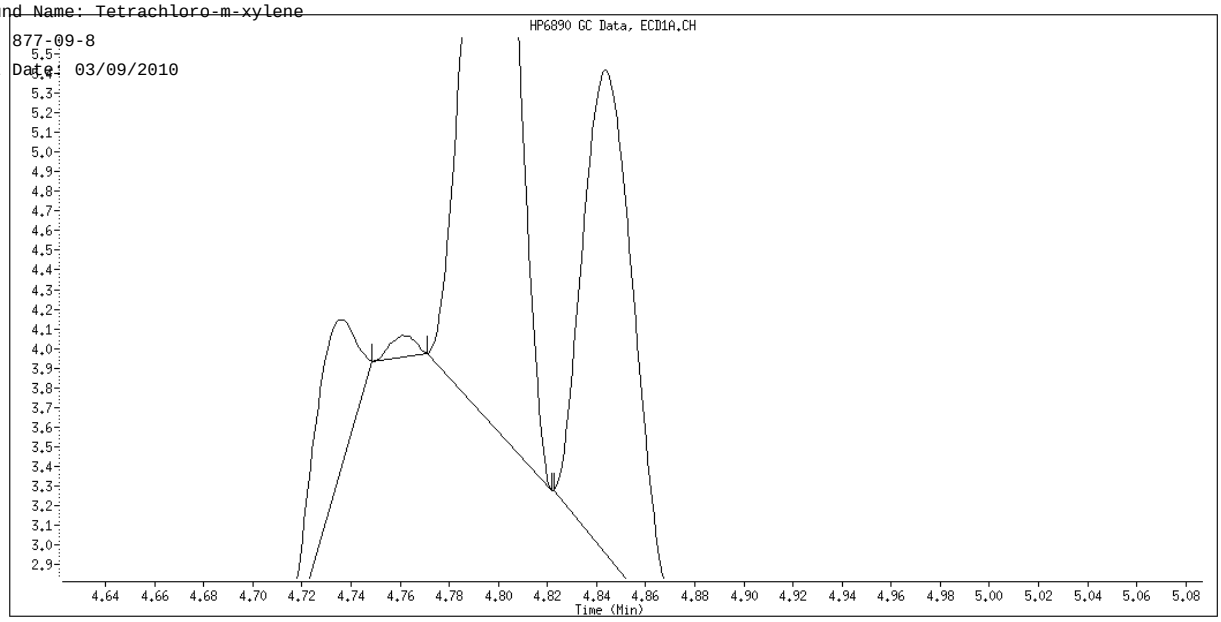

Original Integration

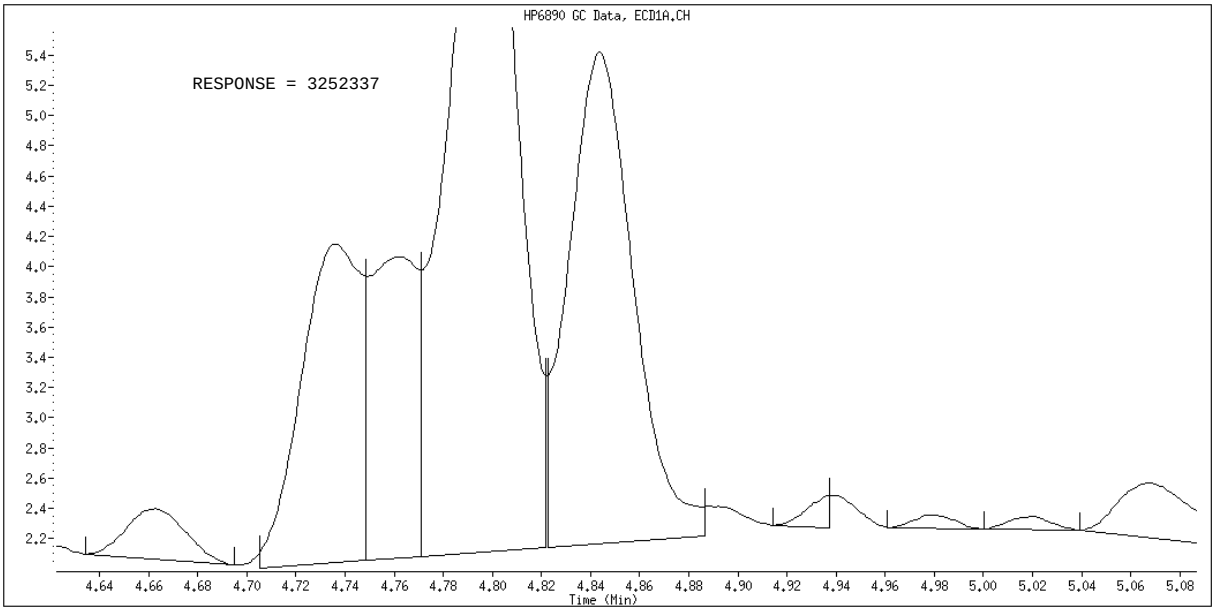

Manual Integration

Manually Integrated By: vandorenc
Manual Integration Reason: Baseline Event

Data File Name: 028F2801.D
Inj. Date and Time: 08-MAR-2010 22:04
Instrument ID: a2hp3.i
Client ID: B12SS-038M-5040-SO
Compound Name: gamma-BHC (Lindane)
CAS #: 58-89-9
Report Date: 03/09/2010

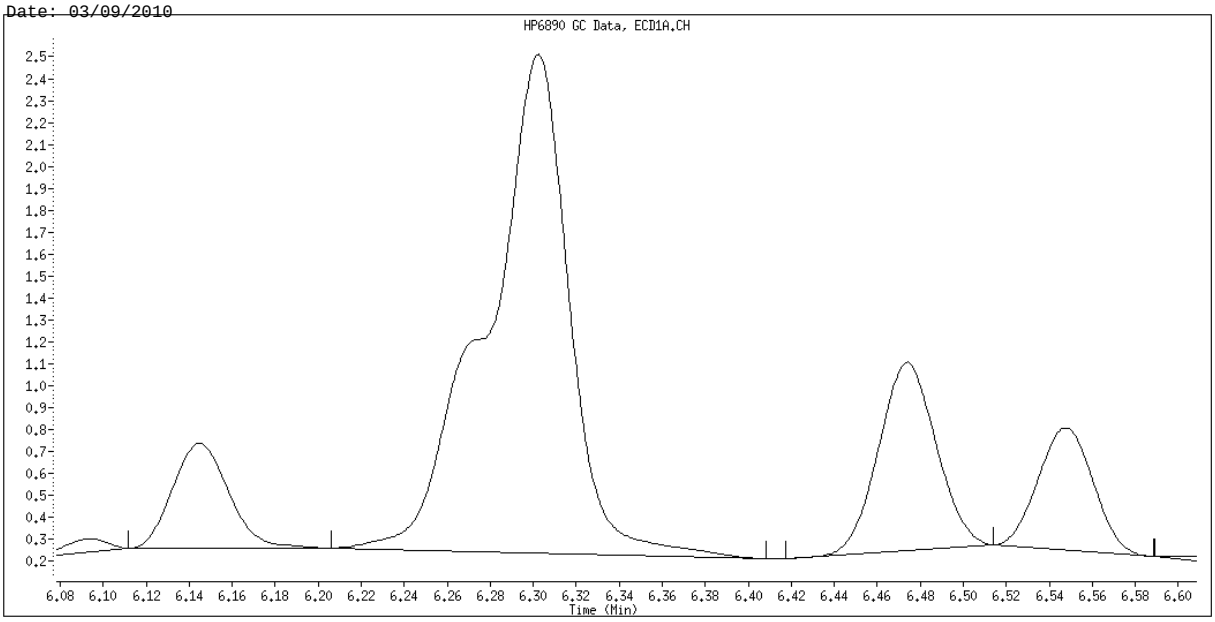

Original Integration

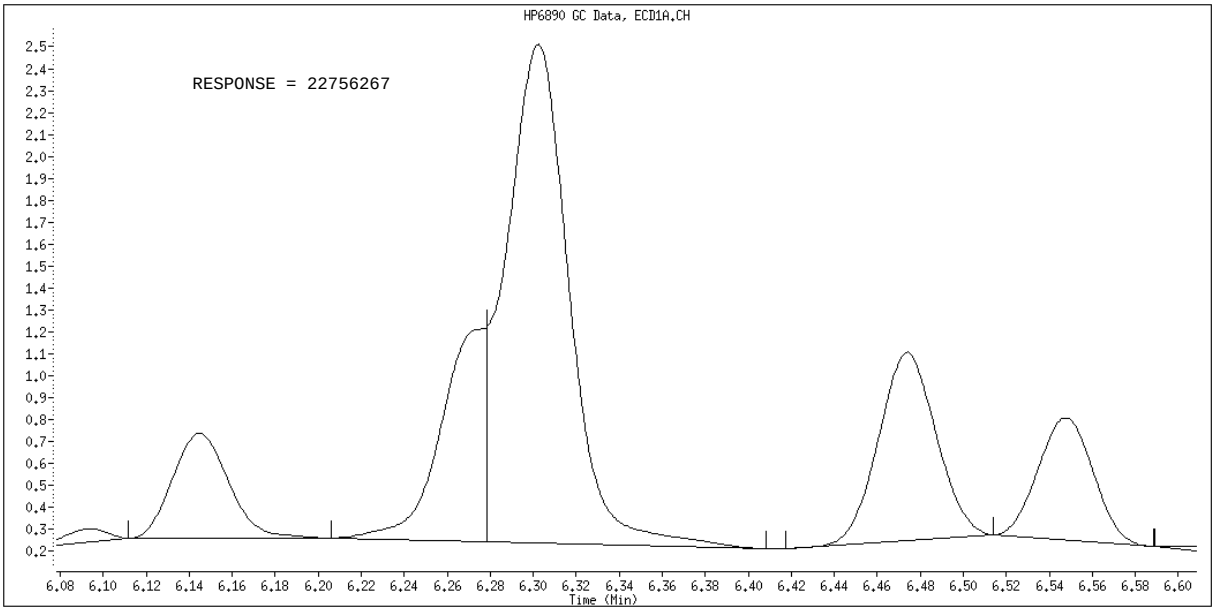

Manual Integration

Manually Integrated By: vandorenc
Manual Integration Reason: Poor Chromatography

TestAmerica North Canton

PESTICIDES 8081/608

Data file : \\cansvr11\dd\chem\GCS\a2hp3.i\100308-1.b\100308-1.b\028F2801.D
Lab Smp Id: LVTQ31CE Client Smp ID: B12SS-038M-5040-SO
Inj Date : 08-MAR-2010 22:04
Operator : 093905 Inst ID: a2hp3.i
Smp Info : LVTQ31CE,2
Misc Info : 13-PEST.SUB,SOIL(33.3).SPK
Comment :
Method : \\cansvr11\dd\chem\GCS\a2hp3.i\100308-1.b\PEST3.m\pest3r.m
Meth Date : 09-Mar-2010 09:37 vandorenc Quant Type: ESTD
Cal Date : 08-MAR-2010 15:39 Cal File: 013F1301.D
Als bottle: 28 QC Sample: MSD
Dil Factor: 2.00000
Integrator: Falcon Compound Sublist: 13-PEST.SUB
Target Version: 4.14 Sample Matrix: SOIL
Processing Host: CANPGCSV23

Concentration Formula: Amt * DF * Vt*Vi/Ws * CpndVariable

Name	Value	Description
DF	2.000	Dilution Factor
Vt	10000.000	Volume of final extract
Vi	1.000	volume injected
Ws	30.140	initial volume of sample
Cpnd Variable		Local Compound Variable

				CONCENTRATIONS ON-COL	FINAL		
RT	EXP RT	DLT RT	RESPONSE	(ng)	(ug/Kg)	TARGET RANGE	RATIO
$ 1 Tetrachloro-m-xylene						CAS #: 877-09-8	
5.697	5.692	0.005	1142515	0.01155	0.2309		
4 alpha-BHC						CAS #: 319-84-6	
6.773	6.769	0.004	3918206	0.04361	28.94		
16 4,4'-DDE						CAS #: 72-55-9	
11.095	11.092	0.003	4836372	0.04955	32.88		
15 Endosulfan I						CAS #: 959-98-8	
10.819	10.814	0.005	3883555	0.03684	24.44		
5 gamma-BHC (Lindane)						CAS #: 58-89-9	
7.408	7.403	0.005	2900476	0.04293	28.48		
6 beta-BHC						CAS #: 319-85-7	
7.622	7.617	0.005	1198596	0.04797	31.83		

```
    7 delta-BHC                                    CAS #: 319-86-8
8.235    8.231    0.004         6002653 0.04493    29.82
--------------------------------------------------------------------------------
```

RT	EXP RT	DLT RT	RESPONSE	CONCENTRATIONS ON-COL (ng)	FINAL (ug/Kg)	TARGET RANGE	RATIO
8 Heptachlor					CAS #: 76-44-8		
8.312	8.307	0.005	5495277	0.03911	25.95		
10 Aldrin					CAS #: 309-00-2		
9.062	9.057	0.005	5384872	0.04132	27.42		
12 Heptachlor epoxide					CAS #: 1024-57-3		

Peaks not detected for Quant. or Qual. signal(s).

13 gamma-Chlordane					CAS #: 5103-74-2		
10.535	10.531	0.004	2154753	0.04033	26.76		
14 alpha-Chlordane					CAS #: 5103-71-9		
10.768	10.763	0.005	2170735	0.04048	26.86		
17 Dieldrin					CAS #: 60-57-1		
11.218	11.215	0.003	4662985	0.04307	28.58		
20 Endrin					CAS #: 72-20-8		
11.615	11.611	0.004	2287328	0.04404	29.22		
22 4,4'-DDD					CAS #: 72-54-8		
11.858	11.856	0.002	3503520	0.05050	33.51		
23 Endosulfan II					CAS #: 33213-65-9		
11.899	11.896	0.003	1938758	0.03956	26.25		
24 4,4'-DDT					CAS #: 50-29-3		
12.233	12.231	0.002	3162111	0.04416	29.30		
25 Endrin aldehyde					CAS #: 7421-93-4		
12.327	12.324	0.003	1396975	0.03789	25.14		
26 Endosulfan sulfate					CAS #: 1031-07-8		
12.654	12.651	0.003	2061178	0.04792	31.80		
28 Methoxychlor					CAS #: 72-43-5		
13.040	13.037	0.003	964610	0.05142	34.12		
29 Endrin ketone					CAS #: 53494-70-5		
13.230	13.227	0.003	2391717	0.04712	31.27		
$ 30 Decachlorobiphenyl					CAS #: 2051-24-3		
14.692	14.687	0.005	254264	0.00943	0.1887		

Data File: \\cansvr11\dd\chem\GCS\a2hp3.i\100308-1.b\100308-1.b\028F2801.D

Date : 08-MAR-2010 22:04

Client ID: B12SS-038M-5040-SO

Instrument: a2hp3.i

Sample Info: LVTQ31CE,2

Volume Injected (uL): 1.0

Operator: 093905

Column phase: clp pesticides II

Column diameter: 0.53

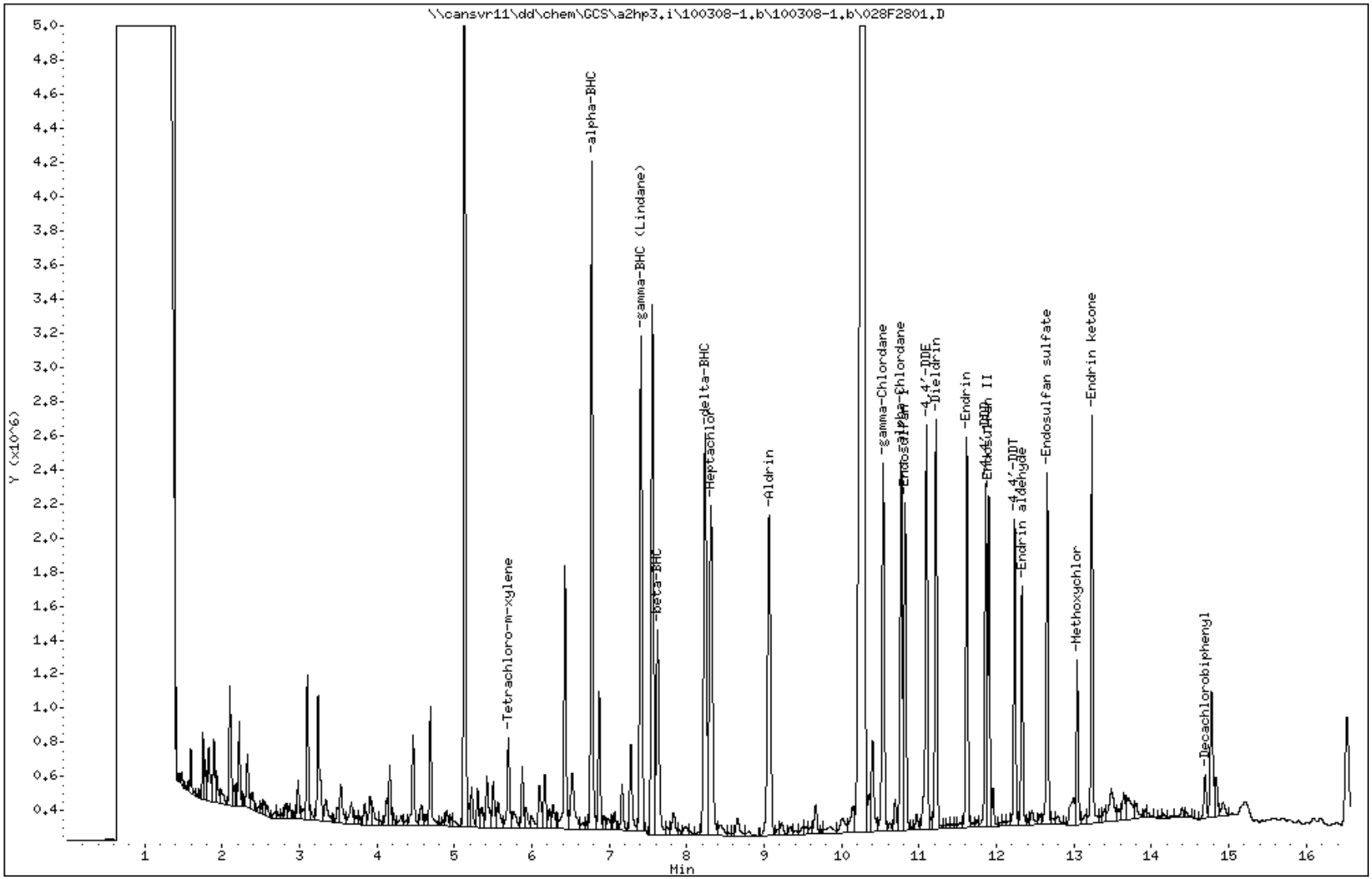

COMPOUNDS and EXP. RT REPORT

Operator: 093905 Date Acquired: 08-MAR-2010 22:04
Data File: //cansvr11/dd/chem/GCS/a2hp3.i/100308-1.b/100308-1.b/028F2801.D
Lab Sample ID: LVTQ31CE
Misc. Info: 13-PEST.SUB,SOIL(33.3).SPK
Instrument: a2hp3.i
Method: \\cansvr11\dd\chem\GCS\a2hp3.i\100308-1.b\PEST3.m\pest3r.m
Dilution Factor: 2

Compound	RT	Area	Amount	Conc
1) Tetrachloro-m-xylene	5.698	1142515	0.012	0.231 ug/Kg
4) alpha-BHC	6.773	6858113	0.044	28.940 ug/Kg
5) gamma-BHC (Lindane)	7.408	6006523	0.043	28.484 ug/Kg
6) beta-BHC	7.623	3128824	0.048	31.829 ug/Kg
7) delta-BHC	8.235	6002653	0.045	29.817 ug/Kg
8) Heptachlor	8.313	5495277	0.039	25.951 ug/Kg
10) Aldrin	9.063	5384872	0.041	27.420 ug/Kg
12) Heptachlor epoxide	NOT DETECTED Expected RT = 10.217			
13) gamma-Chlordane	10.536	4589253	0.040	26.761 ug/Kg
14) alpha-Chlordane	10.768	4339293	0.040	26.860 ug/Kg
15) Endosulfan I	10.819	3883555	0.037	24.444 ug/Kg
16) 4,4'-DDE	11.095	4836372	0.050	32.880 ug/Kg
17) Dieldrin	11.218	4662985	0.043	28.579 ug/Kg
20) Endrin	11.615	4207789	0.044	29.226 ug/Kg
22) 4,4'-DDD	11.858	3503520	0.050	33.510 ug/Kg
23) Endosulfan II	11.899	3402129	0.040	26.250 ug/Kg
24) 4,4'-DDT	12.233	3162111	0.044	29.301 ug/Kg
25) Endrin aldehyde	12.328	2484514	0.038	25.140 ug/Kg
26) Endosulfan sulfate	12.654	3656124	0.048	31.797 ug/Kg
28) Methoxychlor	13.041	1685614	0.051	34.118 ug/Kg
29) Endrin ketone	13.231	4172350	0.047	31.268 ug/Kg
30) Decachlorobiphenyl	14.693	573282	0.009	0.189 ug/Kg

TestAmerica
THE LEADER IN ENVIRONMENTAL TESTING

MISCELLANEOUS DATA

TestAmerica - North Canton

GC SEMIVOLATILES INJECTION LOG Instr. a2hp3.i

Standards Codes:	Routine Maintenance Performed:	Date: 23-FEB-2010 14:53
	Cut & Cleaned: ( )	QC Batch: 100223IC-1.b
	Changed Sleeve: ( )	
	Other: ( )	

Data File	Client ID	Sample ID	ALS	DF	Analyst	Reagent	Comments
003F0301.D	CALIB_1	TOX1 G268	3	1	093905		
004F0401.D	CALIB_2	TOX2 G268	4	1	093905		
005F0501.D	CALIB_3	TOX3 G268	5	1	093905		
006F0601.D	CALIB_4	TOX4 G268	6	1	093905		
007F0701.D	CALIB_5	TOX5 G268	7	1	093905		

Witnessed By: Date: Page No. _____

TestAmerica - North Canton

GC SEMIVOLATILES INJECTION LOG Instr. a2hp3.i

Standards Codes:	Routine Maintenance Performed:	Date: 08-MAR-2010 11:05
	Cut & Cleaned: ( )	QC Batch: 100308-1.b
	Changed Sleeve: ( )	
	Other: ( )	

Data File	Client ID	Sample ID	ALS	DF	Analyst	Reagent	Comments
002F0201.D	PEM	PEM E006	2	1	093905		
005F0501.D	CCALIB_3	TOX3 G268	5	1	093905		
006F0601.D	CALIB_1	AB1 G250	6	1	093905		
007F0701.D	CALIB_2	AB2 G251	7	1	093905		
008F0801.D	CALIB_3	AB3 G252	8	1	093905		
010F1001.D	CALIB_5	AB5 G254	10	1	093905		
011F1101.D	CALIB_6	AB6 G255	11	1	093905		
013F1301.D	CALIB_4	AB4 G253	13	1	093905		
014F1401.D	CCALIB_3	ICV E048	14	1	093905		
015F1501.D	MRL	MRL	15	1	093905		
022F2201.D	LVOFHBLK	LVOFH1AA	22	1	093905		
023F2301.D	PEM	PEM E006	23	1	093905		
024F2401.D	CCALIB_3	AB3 G252	24	1	093905		
025F2501.D	MRL	MRL	25	1	093905		
026F2601.D	B12SS-038M-5040-SO	LVTQ31A8	26	2	093905		
027F2701.D	B12SS-038M-5040-SO	LVTQ31CD	27	2	093905		
028F2801.D	B12SS-038M-5040-SO	LVTQ31CE	28	2	093905		
029F2901.D	ATASS-015M-5036-SO	LVTT01AD	29	2	093905		
032F3201.D	LVOFHCHK	LVOFH1AC	32	1	093905		
035F3501.D	CCALIB_3	TOX3 G268	35	1	093905		
037F3701.D	CCALIB_3	AB3 G252	37	1	093905		
038F3801.D	MRL	MRL	38	1	093905		
054F5401.D	PEM	PEM E006	54	1	093905		

Witnessed By: Date: Page No. _____

North Canton

TestAmerica Laboratories, Inc.
EXTRACTION BENCH SHEET

Run Date: 3/17/2010
Time: 11:35:41

LEV 1	LEV 2		LEV 1	LEV 2	
Y	Y	Blank	Y	Y	Weights/Volumes
Y	Y	Check	Y	Y	Spike & Surrogate Worksheet
Y	Y	MS/MSD	Y	Y	Vial contains correct volume
			Y	Y	Labels, greenbars, worksheets
			_	_	computer batch: correct & Anomalies to Extraction Method

Y Expanded Deliverable
Y COC Completed
Y Bench Sheet Copied
= Package Submitted to AnalyticalGroup
Bench Sheet Copied per COC

Extractionist: 402608 Eric Mills

Concentrationist: 402608 Eric Mills
000123 Leslie Howell

Reviewer/Date: EARLES / 2/24/10

QC BATCH: 0054022

PREP DATE: 2/23/10
COMP DATE: 2/24/10

Pesticides (8081A)
SOXHLET (NONE,Na2SO4)
SW846 3540C

EXTR EXPR	ANL DUE	LOT#, MSRUN#/ WORK ORDER	TEST FLGS	EXT	MTH	MATRIX	INIT/FIN WT/VOL	INIT	PH"S ADJ1	ADJ2	EXTRACTION	SOLVENTS VOL	EXCHANGE	VOL	SPIKE STANDARD/ SURROGATE ID
3/03/10	3/11/10	A0B180524-004 **LVVF1-1-AQ**	D	11	QJ	SOLID	30.01g 10.00mL	0.0	NA	NA	DCM/ACE	200.0	HEXANE	36.0	1ML 2/.2 #4621
COMMENTS:															
3/04/10	3/12/10	A0B190524-013 **LVWX8-1-AE**	D	11	QJ	SOLID	30.17g 10.00mL	0.0	NA	NA	DCM/ACE	200.0	HEXANE	36.0	1ML 2/.2 #4621
COMMENTS:															
3/04/10	3/12/10	A0B190524-003 **LVWXC-1-AQ**	D	11	QJ	SOLID	30.00g 10.00mL	0.0	NA	NA	DCM/ACE	200.0	HEXANE	36.0	1ML 2/.2 #4621
COMMENTS:															
3/04/10	3/12/10	A0B190524-010 **LVWX1-1-AE**	D	11	QJ	SOLID	30.16g 10.00mL	0.0	NA	NA	DCM/ACE	200.0	HEXANE	36.0	1ML 2/.2 #4621
COMMENTS:															
3/03/10	3/10/10	A0B180429-012 **LVTT0-1-AD**	D	11	QJ	SOLID	30.1g 10.00mL	0.0	NA	NA	DCM/ACE	200.0	HEXANE	36.0	1ML 2/.2 #4621
COMMENTS:															

1226

North Canton

TestAmerica Laboratories, Inc.
EXTRACTION BENCH SHEET

QC BATCH: 0054022

PREP DATE: 2/23/10
COMP DATE: 2/24/10

EXTR EXPR	ANL DUE	LOT#, MSRUN#/ WORK ORDER	TEST FLGS	EXT	MTH	MATRIX	INIT/FIN WT/VOL	INIT	PH"S ADJ1	ADJ2	EXTRACTION	SOLVENTS VOL	EXCHANGE	VOL	SPIKE STANDARD/ SURROGATE ID
3/02/10	3/10/10	A0B180429-004 **LVTQ3-1-A8**	D	11	QJ	SOLID	30.06g 10.00mL	0.0	NA	NA	DCM/ACE	200.0	HEXANE	36.0	1ML 2/.2 #4621
COMMENTS:															
3/02/10	3/10/10	A0B180429-004 **LVTQ3-1-CD S**	D	11	QJ	SOLID	30.08g 10.00mL	0.0	NA	NA	DCM/ACE	200.0	HEXANE	36.0	1ML NPDES #4620 1ML 2/.2 #4621
COMMENTS:															
3/02/10	3/10/10	A0B180429-004 **LVTQ3-1-CE D**	D	11	QJ	SOLID	30.14g 10.00mL	0.0	NA	NA	DCM/ACE	200.0	HEXANE	36.0	1ML NPDES #4620 1ML 2/.2 #4621
COMMENTS:															
3/04/10	3/12/10	A0B190524-002 **LVWW9-1-AE**	D	11	QJ	SOLID	30.08g 10.00mL	0.0	NA	NA	DCM/ACE	200.0	HEXANE	36.0	1ML 2/.2 #4621
COMMENTS:															
3/02/10	0/0/0	A0B230000-022 **LV0FH-1-AC C**		11	QJ	SOLID	30.00g 10.00mL	0.0	NA	NA	DCM/ACE	200.0	HEXANE	36.0	1ML NPDES #4620 1ML 2/.2 #4621
COMMENTS:															
3/02/10	0/0/0	A0B230000-022 **LV0FH-1-AA B**		11	QJ	SOLID	30.00g 10.00mL	0.0	NA	NA	DCM/ACE	200.0	HEXANE	36.0	1ML 2/.2 #4621
COMMENTS:															
3/03/10	3/11/10	A0B180524-001 **LVVFK-1-AE**	D	11	QJ	SOLID	30.05g 10.00mL	0.0	NA	NA	DCM/ACE	200.0	HEXANE	36.0	1ML 2/.2 #4621
COMMENTS:															
3/03/10	3/11/10	A0B180524-005 **LVVF6-1-AQ**	D	11	QJ	SOLID	30.16g 10.00mL	0.0	NA	NA	DCM/ACE	200.0	HEXANE	36.0	1ML 2/.2 #4621
COMMENTS:															

1227

North Canton

TestAmerica Laboratories, Inc.
EXTRACTION BENCH SHEET

QC BATCH: 0054022

PREP DATE: 2/23/10
COMP DATE: 2/24/10

EXTR EXPR	ANL DUE	LOT#, MSRUN#/ WORK ORDER	TEST FLGS	EXT	MTH	MATRIX	INIT/FIN WT/VOL	INIT	PH"S ADJ1	ADJ2	EXTRACTION	SOLVENTS VOL	EXCHANGE	VOL	SPIKE STANDARD/ SURROGATE ID

S/S EM,JS

DCM/ACE H44E16 NA2SO4 H35594 HEXANE H46E60

B025 ASSOC.SAMPLES AND BLK.W/0054023

NUMBER OF WORK ORDERS IN BATCH: 13

1228

Lot/SDG Number: **A0B180429**

Sample Control Chain of Custody - TAL North Canton
GC Semivolatiles

Lot Number	Work Order	Analysis Type	Prep Date	Prep Analyst	Date of Transfer	Transferred By	Analysis Date	Analyst
A0B180429-004	LVTQ31A8	Pesticides (8081A)	02/23/10	Eric Mills	02/24/10	Steve Earle	03/08/10	Carolyn Van Doren
A0B180429-012	LVTT01AD	Pesticides (8081A)	02/23/10	Eric Mills	02/24/10	Steve Earle	03/08/10	Carolyn Van Doren

TestAmerica
THE LEADER IN ENVIRONMENTAL TESTING

POLYCHLORINATED BIPHENYLS DATA

TestAmerica
THE LEADER IN ENVIRONMENTAL TESTING

QC SUMMARY DATA

SW846 8082 SURROGATE RECOVERY

Lab Name: TestAmerica Laboratories, Inc. Client: Science Applications International Corp

Lab Code: TALCAN SDG No:

Lot #: A0B180429

Extraction: XXA63QHWA

	CLIENT ID.	SRG01	SRG02	TOT OUT
01	B12SS-038M-5040-SO	84	113	00
02	ATASS-015M-5036-SO	76	88	00
03	METHOD BLK. LV0FJ1AA	90	97	00
04	LCS LV0FJ1AC	85	99	00
05	ATASS-015M-5036-SO D	87	94	00
06	ATASS-015M-5036-SO S	73	90	00

SURROGATES		QC LIMITS
SRG01	= Tetrachloro-m-xylene	(40-140)
SRG02	= Decachlorobiphenyl	(60-125)

\# Column to be used to flag recovery values
* Values outside of required QC Limits
D System monitoring Compound diluted out

FORM II

SW846 8082 CHECK SAMPLE RECOVERY

Lab Name: TestAmerica Laboratories, Inc. Client: Science Applications International Corp

Lab Code: TALCAN SDG No:

Lot #: A0B230000 WO #: LV0FJ1AC
BATCH: 0054023

COMPOUND	SPIKE ADDED (ug/kg)	SAMPLE CONCENT. (ug/kg)	% REC	QC LIMITS REC	QUAL
Aroclor 1016	330	250	76	40- 140	
Aroclor 1260	330	290	87	60- 130	

NOTES(S):

* Values outside of QC limits

Spike Recovery: 0 out of 2 outside limits

COMMENTS:

FORM III

SW846 8082 MATRIX SPIKE/MATRIX SPIKE DUPLICATE RECOVERY

Lab Name: TestAmerica Laboratories, Inc. Client: Science Applications International Corp

Lab Code: TALCAN SDG No:

Matrix Spike ID: ATASS-015M-5036-SO

Lot #: A0B180429 WO #: LVTT01CC
BATCH: 0054023

COMPOUND	SPIKE ADDED (ug/kg)	SAMPLE CONCENT. (ug/kg)	MS CONCENT. (ug/kg)	MS % REC	LIMITS REC	QUAL
Aroclor 1016	340	ND	240	70	40- 140	
Aroclor 1260	340	ND	260	76	60- 130	

NOTES(S):

Results and reporting limits have been adjusted for dry weight.

Column to be used to flag recovery and RPD values with an asterisk
* Values outside of QC limits

RPD: 0 out of 0 outside limits
Spike Recovery: 0 out of 2 outside limits

COMMENTS:

FORM III

SW846 8082 MATRIX SPIKE/MATRIX SPIKE DUPLICATE RECOVERY

Lab Name: TestAmerica Laboratories, Inc. Client: Science Applications International Corp

Lab Code: TALCAN SDG No:

Matrix Spike ID: ATASS-015M-5036-SO

Lot #: A0B180429 WO #: LVTT01CD
BATCH: 0054023

COMPOUND	SPIKE ADDED (ug/kg)	MSD CONCENT. (ug/kg)	MSD % REC	% RPD	QC LIMITS RPD	QC LIMITS REC	QUAL
Aroclor 1016	340	260	78	11	39	40- 140	
Aroclor 1260	340	270	81	6.4	33	60- 130	

NOTES(S):

Results and reporting limits have been adjusted for dry weight.

Column to be used to flag recovery and RPD values with an asterisk
* Values outside of QC limits

RPD: 0 out of 2 outside limits
Spike Recovery: 0 out of 2 outside limits

COMMENTS:

FORM III

SW846 8082 METHOD BLANK SUMMARY

BLANK WORKORDER NO.: LV0FJ1AA

Lab Name: TestAmerica Laboratories, Inc.

Lab Code: TALCAN

Lab File ID: 021F2101.

Matrix: SOLID

SDG Number:

Lot Number: A0B180429

Extraction Method:

Date Extracted: 02/23/10

Date Analyzed(1): 03/01/10

Date Analyzed(2): N/A

Time Analyzed(1): 13:20

Time Analyzed(2): N/A

Instrument ID(1): P13

Instrument ID(2): N/A

GC Column(1): PEST CLP1 ID: 053 GC Column(2): N/A ID: N/A

THIS METHOD BLANK APPLIES TO THE FOLLOWING SAMPLES, MS, AND MSD:

	CLIENT ID.	SAMPLE WORK ORDER #		DATE ANALYZED(1)	DATE ANALYZED(2)
01	B12SS-038M-5040-SO	LVTQ31A9		03/01/10	N/A
02	ATASS-015M-5036-SO	LVTT01AE		03/01/10	N/A
03	ATASS-015M-5036-SO	LVTT01CC	S	03/01/10	N/A
04	ATASS-015M-5036-SO	LVTT01CD	D	03/01/10	N/A
05	CHECK SAMPLE	LV0FJ1AC	C	03/01/10	N/A
06					
07					
08					
09					
10					
11					
12					
13					
14					
15					
16					
17					
18					
19					
20					

COMMENTS:

FORM IV

TestAmerica
THE LEADER IN ENVIRONMENTAL TESTING

SAMPLE DATA

Science Applications International Corp

Client Sample ID: B12SS-038M-5040-SO

GC Semivolatiles

Lot-Sample #...: A0B180429-004 **Work Order #...:** LVTQ31A9 **Matrix.....:** SO
Date Sampled...: 02/16/10 13:10 **Date Received..:** 02/17/10
Prep Date.....: 02/23/10 **Analysis Date..:** 03/01/10
Prep Batch #...: 0054023
Dilution Factor: 1 **Initial Wgt/Vol:** 30.06 g **Final Wgt/Vol..:** 10 mL
% Moisture.....: 1.9 **Method.....:** SW846 8082

PARAMETER	RESULT	REPORTING LIMIT	UNITS	MDL
Aroclor 1016	ND	34	ug/kg	21
Aroclor 1221	ND	34	ug/kg	16
Aroclor 1232	ND	34	ug/kg	14
Aroclor 1242	ND	34	ug/kg	13
Aroclor 1248	ND	34	ug/kg	17
Aroclor 1254	ND	34	ug/kg	17
Aroclor 1260	ND	34	ug/kg	17

SURROGATE	PERCENT RECOVERY	RECOVERY LIMITS
Tetrachloro-m-xylene	84	(40 - 140)
Decachlorobiphenyl	113	(60 - 125)

NOTE(S):

Results and reporting limits have been adjusted for dry weight.

Data File: \\CANSVR11\DD\chem\GCS\a2hp13.i\100301-1.b\009F0901.D
Report Date: 02-Mar-2010 08:05

TestAmerica North Canton

PCB 8082/608

Data file : \\CANSVR11\DD\chem\GCS\a2hp13.i\100301-1.b\009F0901.D
Lab Smp Id: LVTQ31A9 Client Smp ID: B12SS-038M-5040-SO
Inj Date : 01-MAR-2010 10:22
Operator : Inst ID: a2hp13.i
Smp Info : LVTQ31A9
Misc Info :
Comment :
Method : \\CANSVR11\DD\chem\GCS\a2hp13.i\100301-1.b\PCB13.m
Meth Date : 02-Mar-2010 07:21 hassl Quant Type: ESTD
Cal Date : 09-FEB-2010 02:07 Cal File: 042F4201.D
Als bottle: 9
Dil Factor: 1.00000
Integrator: Falcon Compound Sublist: pcb.sub
Target Version: 4.14 Sample Matrix: SOIL
Processing Host: CANPMSV21

Concentration Formula: Amt * DF * Vt/Vo * CpndVariable

Name	Value	Description
DF	1.000	Dilution Factor
Vt	10000.000	final volume
Vo	30.060	initial volume
Cpnd Variable		Local Compound Variable

RT	EXP RT	DLT RT	RESPONSE	CONCENTRATIONS ON-COL (ng)	FINAL (ug/kg)	TARGET RANGE	RATIO
$ 1 TCMX					CAS #: 877-09-8		
1.161	1.163	-0.002	2075784	0.01671	5.558		
2 AROCLOR-1221					CAS #: 11104-28-2		
Compound Not Detected							
3 AROCLOR-1016					CAS #: 12674-11-2		
Compound Not Detected							
4 AROCLOR-1232					CAS #: 11141-16-5		
Compound Not Detected							

Data File: \\CANSVR11\DD\chem\GCS\a2hp13.i\100301-1.b\009F0901.D
Report Date: 02-Mar-2010 08:05

RT	EXP RT	DLT RT	RESPONSE	CONCENTRATIONS ON-COL (ng)	FINAL (ug/kg)	TARGET RANGE	RATIO

5 AROCLOR-1242 CAS #: 53469-21-9

Compound Not Detected

---

6 AROCLOR-1248 CAS #: 12672-29-6

Compound Not Detected

---

7 AROCLOR-1254 CAS #: 11097-69-1

Compound Not Detected

---

8 AROCLOR-1260 CAS #: 11096-82-5

Compound Not Detected

M 15 TOTAL PCB CAS #: 1336-36-3

Compound Not Detected

$ 9 DCB CAS #: 2051-24-3

6.514 6.519 -0.005 1255230 0.02263 7.528

Data File: \\CANSVR11\DD\chem\GCS\a2hp13.i\100301-1.b\009F0901.D
Date : 01-MAR-2010 10:22
Client ID: B12SS-038M-5040-SO
Instrument: a2hp13.i
Sample Info: LVTQ31A9
Volume Injected (uL): 1.0
Operator:
Column phase: restek pest clpI
Column diameter: 0.53

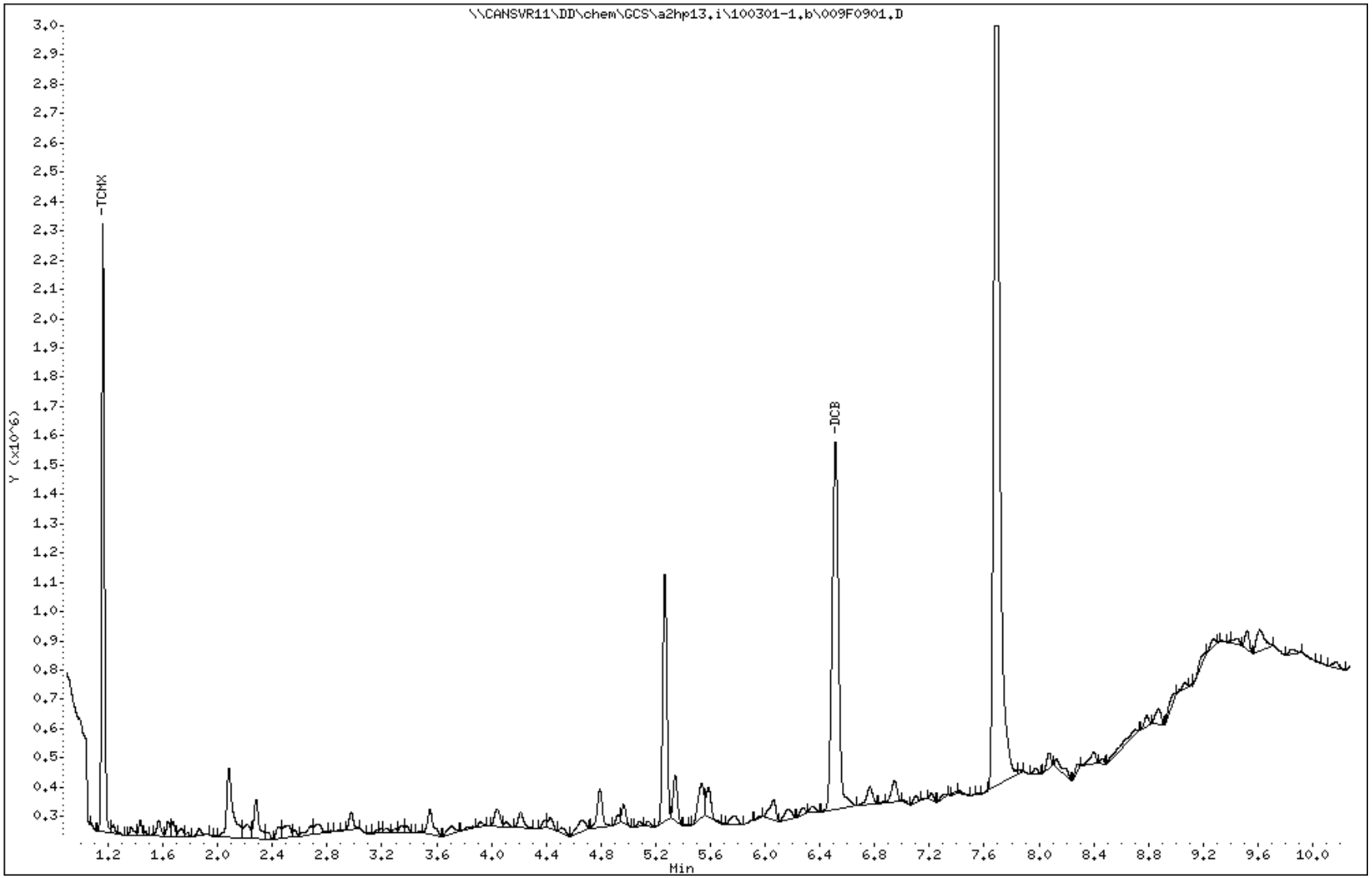

Science Applications International Corp

Client Sample ID: ATASS-015M-5036-SO

GC Semivolatiles

Lot-Sample #...: A0B180429-012 **Work Order #...:** LVTT01AE **Matrix.....:** SO
Date Sampled...: 02/17/10 12:00 **Date Received..:** 02/17/10
Prep Date.....: 02/23/10 **Analysis Date..:** 03/01/10
Prep Batch #...: 0054023
Dilution Factor: 1 **Initial Wgt/Vol:** 30.1 g **Final Wgt/Vol..:** 10 mL
% Moisture.....: 1.9 **Method.....:** SW846 8082

PARAMETER	RESULT	REPORTING LIMIT	UNITS	MDL
Aroclor 1016	ND	34	ug/kg	21
Aroclor 1221	ND	34	ug/kg	16
Aroclor 1232	ND	34	ug/kg	14
Aroclor 1242	ND	34	ug/kg	13
Aroclor 1248	ND	34	ug/kg	17
Aroclor 1254	ND	34	ug/kg	17
Aroclor 1260	ND	34	ug/kg	17

SURROGATE	PERCENT RECOVERY	RECOVERY LIMITS
Tetrachloro-m-xylene	76	(40 - 140)
Decachlorobiphenyl	88	(60 - 125)

NOTE(S):

Results and reporting limits have been adjusted for dry weight.

TestAmerica North Canton

PCB 8082/608

Data file : \\CANSVR11\dd\chem\GCS\a2hp13.i\100301-1.b\010F1001.D
Lab Smp Id: LVTT01AE Client Smp ID: ATASS-015M-5036-SO
Inj Date : 01-MAR-2010 10:36
Operator : Inst ID: a2hp13.i
Smp Info : LVTT01AE
Misc Info :
Comment :
Method : \\CANSVR11\dd\chem\GCS\a2hp13.i\100301-1.b\PCB13.m
Meth Date : 01-Mar-2010 09:59 Quant Type: ESTD
Cal Date : 09-FEB-2010 02:07 Cal File: 042F4201.D
Als bottle: 10
Dil Factor: 1.00000
Integrator: Falcon Compound Sublist: pcb.sub
Target Version: 4.14 Sample Matrix: SOIL
Processing Host: CANSVR11

Concentration Formula: Amt * DF * Vt/Vo * CpndVariable

Name	Value	Description
DF	1.000	Dilution Factor
Vt	10000.000	final volume
Vo	30.100	initial volume
Cpnd Variable		Local Compound Variable

RT	EXP RT	DLT RT	RESPONSE	CONCENTRATIONS ON-COL (ng)	FINAL (ug/kg)	TARGET RANGE	RATIO
$ 1 TCMX					CAS #: 877-09-8		
1.162	1.148	0.014	1878660	0.01512	5.024		

2 AROCLOR-1221 CAS #: 11104-28-2

Peaks not detected for Quant. or Qual. signal(s).

3 AROCLOR-1016 CAS #: 12674-11-2

Compound Not Detected

4 AROCLOR-1232 CAS #: 11141-16-5

Compound Not Detected

RT	EXP RT	DLT RT	RESPONSE	CONCENTRATIONS ON-COL (ng)	CONCENTRATIONS FINAL (ug/kg)	TARGET RANGE	RATIO

5 AROCLOR-1242 CAS #: 53469-21-9

Compound Not Detected

---

6 AROCLOR-1248 CAS #: 12672-29-6

Compound Not Detected

---

7 AROCLOR-1254 CAS #: 11097-69-1

Compound Not Detected

---

8 AROCLOR-1260 CAS #: 11096-82-5

Compound Not Detected

M 15 TOTAL PCB CAS #: 1336-36-3

Compound Not Detected

$ 9 DCB CAS #: 2051-24-3

6.516	6.511	0.005	979716	0.01766	5.868		

Data File: \\CANSVR11\DD\chem\GCS\a2hp13.i\100301-1.b\010F1001.D
Date : 01-MAR-2010 10:36
Client ID: ATASS-015M-5036-SO
Instrument: a2hp13.i
Sample Info: LVTT01AE
Volume Injected (uL): 1.0
Operator:
Column phase: restek pest clpI
Column diameter: 0.53

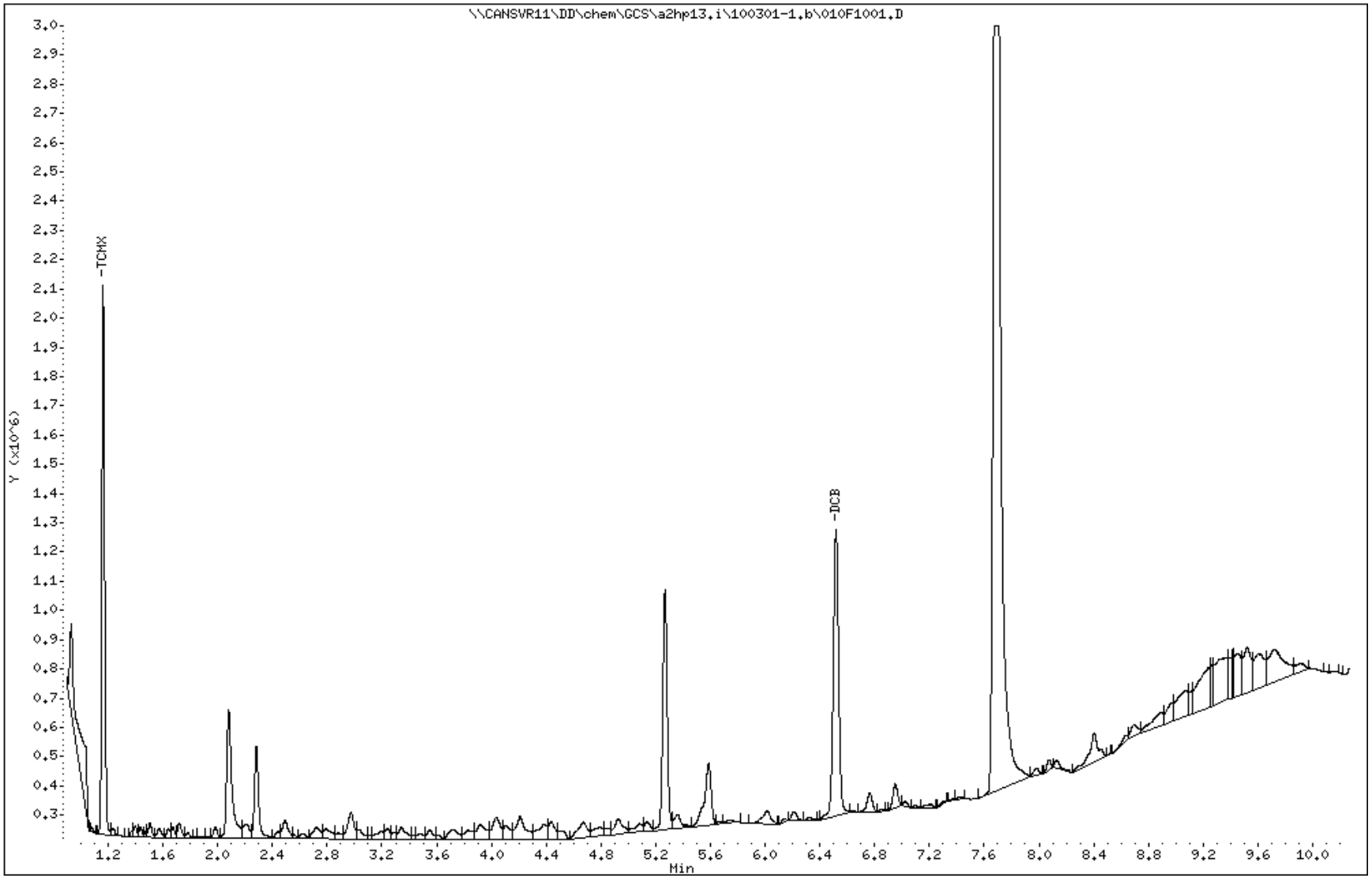

TestAmerica
THE LEADER IN ENVIRONMENTAL TESTING

STANDARD DATA

Report Date: 09-Feb-2010 07:53

Calibration History

Method : \\CANSVR11\DD\chem\GCS\a2hp13.i\100208IC-1.b\PCB13.m
Start Cal Date: 08-FEB-2010 16:06
End Cal Date : 09-FEB-2010 02:22
Last Cal Level: 5
Last Cal Type : Continuing Calibration

Initial Calibration

Injection Date	Sublist	Calibration File
Cal Level: 1 , Cal Amount: 0.05000		
09-FEB-2010 01:06	14-AR1268	\\CANSVR11\DD\chem\GCS\a2hp13.i\100208IC-1.b\038F3801.D
08-FEB-2010 23:37	13-AR1262	\\CANSVR11\DD\chem\GCS\a2hp13.i\100208IC-1.b\032F3201.D
08-FEB-2010 22:07	12-AR1660TD	\\CANSVR11\DD\chem\GCS\a2hp13.i\100208IC-1.b\026F2601.D
08-FEB-2010 20:36	9-AR2154	\\CANSVR11\DD\chem\GCS\a2hp13.i\100208IC-1.b\020F2001.D
08-FEB-2010 19:06	3-AR1248	\\CANSVR11\DD\chem\GCS\a2hp13.i\100208IC-1.b\014F1401.D
08-FEB-2010 17:37	2-AR1242	\\CANSVR11\DD\chem\GCS\a2hp13.i\100208IC-1.b\008F0801.D
08-FEB-2010 16:06	1-AR1232	\\CANSVR11\DD\chem\GCS\a2hp13.i\100208IC-1.b\002F0201.D
Cal Level: 2 , Cal Amount: 0.10000		
09-FEB-2010 01:21	14-AR1268	\\CANSVR11\DD\chem\GCS\a2hp13.i\100208IC-1.b\039F3901.D
08-FEB-2010 23:52	13-AR1262	\\CANSVR11\DD\chem\GCS\a2hp13.i\100208IC-1.b\033F3301.D
08-FEB-2010 22:21	12-AR1660TD	\\CANSVR11\DD\chem\GCS\a2hp13.i\100208IC-1.b\027F2701.D
08-FEB-2010 20:52	9-AR2154	\\CANSVR11\DD\chem\GCS\a2hp13.i\100208IC-1.b\021F2101.D
08-FEB-2010 19:21	3-AR1248	\\CANSVR11\DD\chem\GCS\a2hp13.i\100208IC-1.b\015F1501.D
08-FEB-2010 17:51	2-AR1242	\\CANSVR11\DD\chem\GCS\a2hp13.i\100208IC-1.b\009F0901.D
08-FEB-2010 16:21	1-AR1232	\\CANSVR11\DD\chem\GCS\a2hp13.i\100208IC-1.b\003F0301.D
Cal Level: 3 , Cal Amount: 0.20000		
09-FEB-2010 01:37	14-AR1268	\\CANSVR11\DD\chem\GCS\a2hp13.i\100208IC-1.b\040F4001.D
09-FEB-2010 00:06	13-AR1262	\\CANSVR11\DD\chem\GCS\a2hp13.i\100208IC-1.b\034F3401.D
08-FEB-2010 22:36	12-AR1660TD	\\CANSVR11\DD\chem\GCS\a2hp13.i\100208IC-1.b\028F2801.D
08-FEB-2010 21:07	9-AR2154	\\CANSVR11\DD\chem\GCS\a2hp13.i\100208IC-1.b\022F2201.D
08-FEB-2010 19:36	3-AR1248	\\CANSVR11\DD\chem\GCS\a2hp13.i\100208IC-1.b\016F1601.D

08-FEB-2010 18:06	2-AR1242	\\CANSVR11\DD\chem\GCS\a2hp13.i\100208IC-1.b\010F1001.D
08-FEB-2010 16:36	1-AR1232	\\CANSVR11\DD\chem\GCS\a2hp13.i\100208IC-1.b\004F0401.D

Cal Level: 4 , Cal Amount: 0.50000		
09-FEB-2010 01:52	14-AR1268	\\CANSVR11\DD\chem\GCS\a2hp13.i\100208IC-1.b\041F4101.D
09-FEB-2010 00:21	13-AR1262	\\CANSVR11\DD\chem\GCS\a2hp13.i\100208IC-1.b\035F3501.D
08-FEB-2010 22:52	12-AR1660TD	\\CANSVR11\DD\chem\GCS\a2hp13.i\100208IC-1.b\029F2901.D
08-FEB-2010 21:21	9-AR2154	\\CANSVR11\DD\chem\GCS\a2hp13.i\100208IC-1.b\023F2301.D
08-FEB-2010 19:51	3-AR1248	\\CANSVR11\DD\chem\GCS\a2hp13.i\100208IC-1.b\017F1701.D
08-FEB-2010 18:22	2-AR1242	\\CANSVR11\DD\chem\GCS\a2hp13.i\100208IC-1.b\011F1101.D
08-FEB-2010 16:51	1-AR1232	\\CANSVR11\DD\chem\GCS\a2hp13.i\100208IC-1.b\005F0501.D

Cal Level: 5 , Cal Amount: 1.00000		
09-FEB-2010 02:07	14-AR1268	\\CANSVR11\DD\chem\GCS\a2hp13.i\100208IC-1.b\042F4201.D
09-FEB-2010 00:36	13-AR1262	\\CANSVR11\DD\chem\GCS\a2hp13.i\100208IC-1.b\036F3601.D
08-FEB-2010 23:07	12-AR1660TD	\\CANSVR11\DD\chem\GCS\a2hp13.i\100208IC-1.b\030F3001.D
08-FEB-2010 21:36	9-AR2154	\\CANSVR11\DD\chem\GCS\a2hp13.i\100208IC-1.b\024F2401.D
08-FEB-2010 20:07	3-AR1248	\\CANSVR11\DD\chem\GCS\a2hp13.i\100208IC-1.b\018F1801.D
08-FEB-2010 18:37	2-AR1242	\\CANSVR11\DD\chem\GCS\a2hp13.i\100208IC-1.b\012F1201.D
08-FEB-2010 17:06	1-AR1232	\\CANSVR11\DD\chem\GCS\a2hp13.i\100208IC-1.b\006F0601.D

Cal Level: 6 , Cal Amount: 2.00000		
09-FEB-2010 02:22	14-AR1268	\\CANSVR11\DD\chem\GCS\a2hp13.i\100208IC-1.b\043F4301.D
09-FEB-2010 00:51	13-AR1262	\\CANSVR11\DD\chem\GCS\a2hp13.i\100208IC-1.b\037F3701.D
08-FEB-2010 23:21	12-AR1660TD	\\CANSVR11\DD\chem\GCS\a2hp13.i\100208IC-1.b\031F3101.D
08-FEB-2010 21:52	9-AR2154	\\CANSVR11\DD\chem\GCS\a2hp13.i\100208IC-1.b\025F2501.D
08-FEB-2010 20:22	3-AR1248	\\CANSVR11\DD\chem\GCS\a2hp13.i\100208IC-1.b\019F1901.D
08-FEB-2010 18:51	2-AR1242	\\CANSVR11\DD\chem\GCS\a2hp13.i\100208IC-1.b\013F1301.D
08-FEB-2010 17:22	1-AR1232	\\CANSVR11\DD\chem\GCS\a2hp13.i\100208IC-1.b\007F0701.D

Continuing Calibration
Ccal Level Mode: GLOBAL LEVEL 5

Report Date : 09-Feb-2010 07:53

TestAmerica North Canton

INITIAL CALIBRATION DATA

Start Cal Date : 08-FEB-2010 16:06
End Cal Date : 09-FEB-2010 02:22
Quant Method : ESTD
Origin : Disabled
Target Version : 4.14
Integrator : Falcon
Method file : \\CANSVR11\DD\chem\GCS\a2hp13.i\100208IC-1.b\PCB13.m
Last Edit : 09-Feb-2010 07:52 hassl
Curve Type : Average

Calibration File Names:
Level 1: \\CANSVR11\DD\chem\GCS\a2hp13.i\100208IC-1.b\038F3801.D
Level 2: \\CANSVR11\DD\chem\GCS\a2hp13.i\100208IC-1.b\039F3901.D
Level 3: \\CANSVR11\DD\chem\GCS\a2hp13.i\100208IC-1.b\040F4001.D
Level 4: \\CANSVR11\DD\chem\GCS\a2hp13.i\100208IC-1.b\041F4101.D
Level 5: \\CANSVR11\DD\chem\GCS\a2hp13.i\100208IC-1.b\042F4201.D
Level 6: \\CANSVR11\DD\chem\GCS\a2hp13.i\100208IC-1.b\043F4301.D

Compound	0.05000 Level 1	0.10000 Level 2	0.20000 Level 3	0.50000 Level 4	1.000 Level 5	2.000 Level 6	___ RRF	% RSD
2 AROCLOR-1221(1)	1306940	1261280	1179165	1169896	989175	909796	1136042	13.674
(2)	848240	794010	784965	774110	668032	639907	751544	10.681
(3)	2901680	2862920	2673915	2559794	2174478	1945211	2519666	15.251
3 AROCLOR-1016(1)	4106480	3975500	3727870	3409518	3191408	2928167	3556491	12.929
(2)	7038600	6687300	6384465	6001140	5678041	5137023	6154428	11.267
(3)	14025840	13815520	13470015	13072122	12630703	10858982	12978864	8.893
(4)	5729340	5459910	5452295	5333418	5176357	4804463	5325964	5.884
(5)	5725180	5578090	5260970	5267902	5179034	4809780	5303493	6.055
4 AROCLOR-1232(1)	4150880	4107690	3843030	3594492	3487449	3112055	3715933	10.700
(2)	3168460	3401350	2934240	2696426	2717869	2409100	2887908	12.382
(3)	6047640	7023220	5583235	5218464	5054049	4703976	5605097	14.868
(4)	2247740	2394600	2167130	2096476	2210230	2010983	2187860	6.025
(5)	2239020	3020540	2058190	1892622	2012566	1847953	2178482	19.963
5 AROCLOR-1242(1)	3059460	3058220	2813060	2663436	2414223	2236483	2707480	12.447
(2)	5623480	5399410	5129105	4905296	4430570	4035099	4920493	12.164
(3)	11459840	10127500	9710045	9885966	9438043	8448522	9844986	9.976
(4)	4461940	4312190	4099605	4303376	3887106	3695834	4126675	7.038
(5)	4621020	4384980	4003575	4329668	3860688	3716228	4152693	8.360
6 AROCLOR-1248(1)	1454000	1420260	1370060	1274220	1169565	1086400	1295751	11.252
(2)	3010900	2790060	2820630	2659656	2569180	2369471	2703316	8.226
(3)	3202040	2933820	2928695	2752738	2628508	2366817	2802103	10.286
(4)	2403200	2197730	2249250	2094066	2089068	1918367	2158613	7.648
(5)	1482160	1424600	1450795	1319634	1353246	1245505	1379323	6.475
7 AROCLOR-1254(1)	2716440	2528470	2332960	2201306	2139507	1996557	2319207	11.442
(2)	3571720	3326230	3062695	2881644	2809567	2601374	3042205	11.721
(3)	4620300	4376080	4095535	3876656	3849058	3674586	4082036	8.757
(4)	3123100	3067400	2852090	2632426	2649791	2582812	2817937	8.315
(5)	3726220	3674840	3472475	3160374	3181404	3086601	3383652	8.244

Report Date : 09-Feb-2010 07:53

TestAmerica North Canton

INITIAL CALIBRATION DATA

Start Cal Date : 08-FEB-2010 16:06
End Cal Date : 09-FEB-2010 02:22
Quant Method : ESTD
Origin : Disabled
Target Version : 4.14
Integrator : Falcon
Method file : \\CANSVR11\DD\chem\GCS\a2hp13.i\100208IC-1.b\PCB13.m
Last Edit : 09-Feb-2010 07:52 hassl
Curve Type : Average

Compound	0.05000 Level 1	0.10000 Level 2	0.20000 Level 3	0.50000 Level 4	1.000 Level 5	2.000 Level 6	___ RRF	% RSD	
8 AROCLOR-1260 (1)	3216600	3314960	3014060	3008766	2930328	2625282	3018333	7.974	
(2)	4469260	4635280	4267265	4196426	4152767	3637914	4226485	8.062	
(3)	3947260	4191690	3889460	3841998	3851293	3383380	3850847	6.827	
(4)	5717600	6183230	6008290	5841704	5808119	4984962	5757318	7.171	
(5)	3057940	3341190	3178210	3083408	3085732	2652223	3066451	7.441	
13 AROCLOR-1262 (1)	2645180	2546250	2456525	2267548	2088075	2101119	2350783	9.964	
(2)	3506460	3367880	3198265	2990014	2796289	2804869	3110629	9.508	
(3)	4060880	3916100	3752905	3497380	3287716	3277441	3632070	9.062	
(4)	6888620	6801320	6569130	6292972	5871569	5904541	6388025	6.873	
(5)	2712680	2535220	2453775	2366522	2235996	2266865	2428510	7.362	
14 AROCLOR-1268 (1)	9211780	8938980	8022590	8722446	8455422	7663883	8502517	6.813	
(2)	8526060	8388300	7599130	8268058	8025460	7263962	8011828	6.119	
(3)	7014100	6818040	6152720	6789050	6622531	6048634	6574179	5.912	
(4)	3030600	3000890	2575970	2866612	2907263	2571629	2825494	7.217	
(5)	22033560	21701080	18770780	20305356	20048105	17711797	20095113	8.272	
M 15 TOTAL PCB	+++++	+++++	+++++	+++++	+++++	+++++	+++++	+++++	<-
$ 1 TCMX	148213600	122641000	128687500	117843000	115503980	112511980	124233510	10.507	
$ 9 DCB	57004000	62043200	60081600	54615440	54969080	44117220	55471757	11.307	

TestAmerica North Canton

PCB 8082/608

Data file : \\CANSVR11\DD\chem\GCS\a2hp13.i\100208IC-1.b\002F0201.D
Lab Smp Id: 1232
Inj Date : 08-FEB-2010 16:06
Operator : Inst ID: a2hp13.i
Smp Info : 1232,,1,1
Misc Info : 1-AR1232.SUB
Comment :
Method : \\CANSVR11\DD\chem\GCS\a2hp13.i\100208IC-1.b\PCB13.m
Meth Date : 09-Feb-2010 07:25 hassl Quant Type: ESTD
Cal Date : 09-FEB-2010 01:06 Cal File: 038F3801.D
Als bottle: 2 Calibration Sample, Level: 1
Dil Factor: 1.00000
Integrator: Falcon Compound Sublist: 1-AR1232.SUB
Target Version: 4.14 Sample Matrix: None
Processing Host: CANPMSV21

				AMOUNTS			
				CAL-AMT	ON-COL		
RT	EXP RT	DLT RT	RESPONSE	(ng)	(ng)	TARGET RANGE	RATIO
4 AROCLOR-1232					CAS #: 11141-16-5		
1.408	1.410	-0.002	207544	0.05000	0.05454	75.00- 125.00	100.00
1.689	1.691	-0.002	158423	0.05000	0.05486	56.26- 93.77	76.33
2.079	2.083	-0.004	302382	0.05000	0.05395	108.88- 181.47	145.70
2.201	2.203	-0.002	112387	0.05000	0.05137	43.74- 72.91	54.15
2.582	2.584	-0.002	111951	0.05000	0.05139	39.49- 65.82	53.94
		Average of Peak Amounts =			0.05322		

Data File: \\CANSVR11\DD\chem\GCS\a2hp13.i\100208IC-1.b\002F0201.D
Date : 08-FEB-2010 16:06
Client ID:
Sample Info: 1232,,1,1
Column phase: restek pest clpI

Instrument: a2hp13.i
Operator:
Column diameter: 0.53

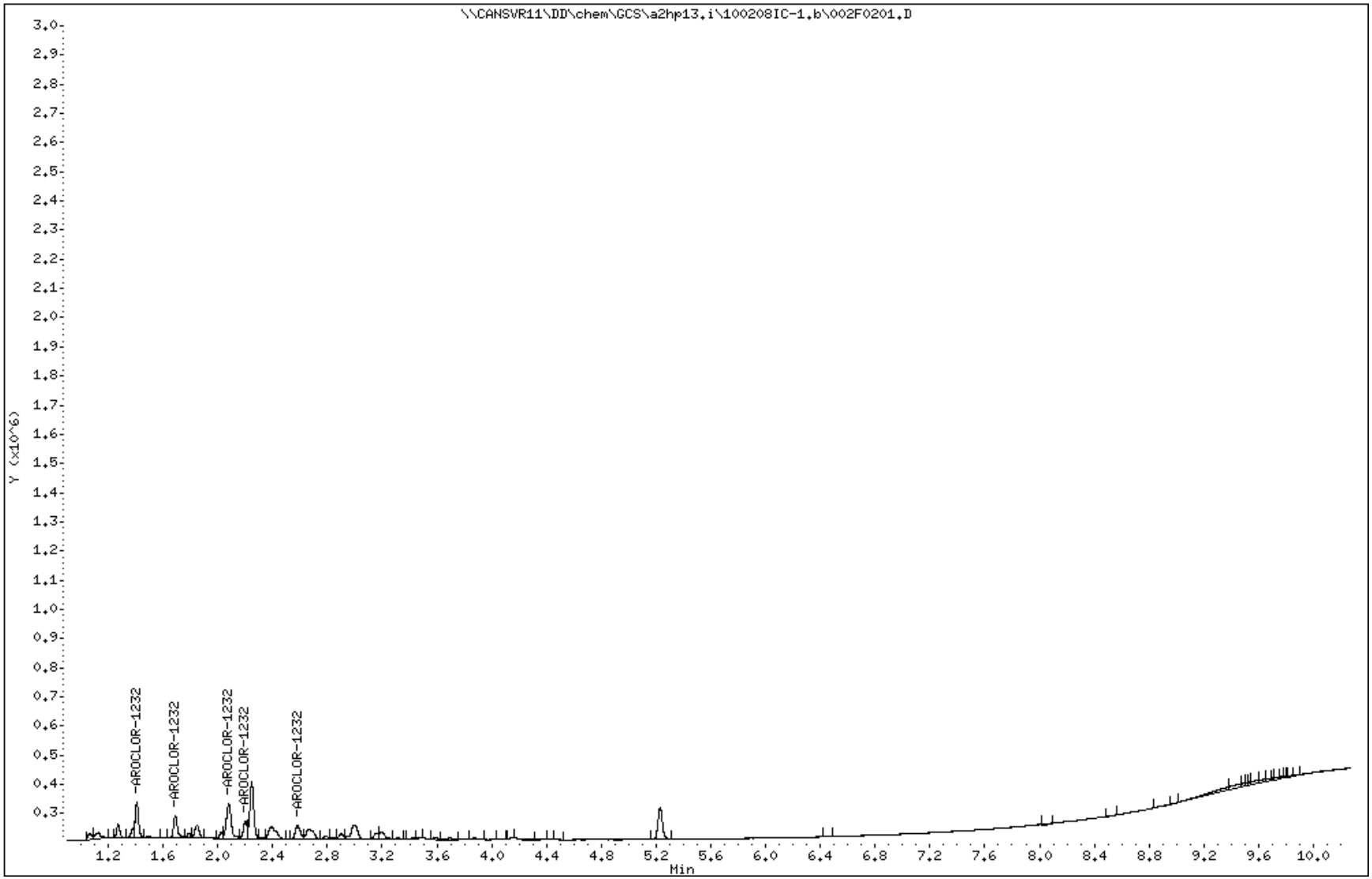

TestAmerica North Canton

PCB 8082/608

Data file : \\CANSVR11\DD\chem\GCS\a2hp13.i\100208IC-1.b\003F0301.D
Lab Smp Id: 1232
Inj Date : 08-FEB-2010 16:21
Operator : Inst ID: a2hp13.i
Smp Info : 1232,,1,2
Misc Info : 1-AR1232.SUB
Comment :
Method : \\CANSVR11\DD\chem\GCS\a2hp13.i\100208IC-1.b\PCB13.m
Meth Date : 09-Feb-2010 07:25 hassl Quant Type: ESTD
Cal Date : 09-FEB-2010 01:21 Cal File: 039F3901.D
Als bottle: 3 Calibration Sample, Level: 2
Dil Factor: 1.00000
Integrator: Falcon Compound Sublist: 1-AR1232.SUB
Target Version: 4.14 Sample Matrix: None
Processing Host: CANPMSV21

				AMOUNTS			
				CAL-AMT	ON-COL		
RT	EXP RT	DLT RT	RESPONSE	(ng)	(ng)	TARGET RANGE	RATIO
4 AROCLOR-1232					CAS #: 11141-16-5		
1.408	1.410	-0.002	410769	0.10000	0.1080	75.00- 125.00	100.00
1.688	1.691	-0.003	340135	0.10000	0.1178	56.26- 93.77	82.80
2.080	2.083	-0.003	702322	0.10000	0.1253	108.88- 181.47	170.98
2.201	2.203	-0.002	239460	0.10000	0.1094	43.74- 72.91	58.30
2.583	2.584	-0.001	302054	0.10000	0.1386	39.49- 65.82	73.53
		Average of Peak Amounts =			0.11982		

Data File: \\CANSVR11\DD\chem\GCS\a2hp13.i\100208IC-1.b\003F0301.D
Date : 08-FEB-2010 16:21
Client ID:
Sample Info: 1232,,1,2

Instrument: a2hp13.i
Operator:
Column diameter: 0.53

Column phase: restek pest clpI

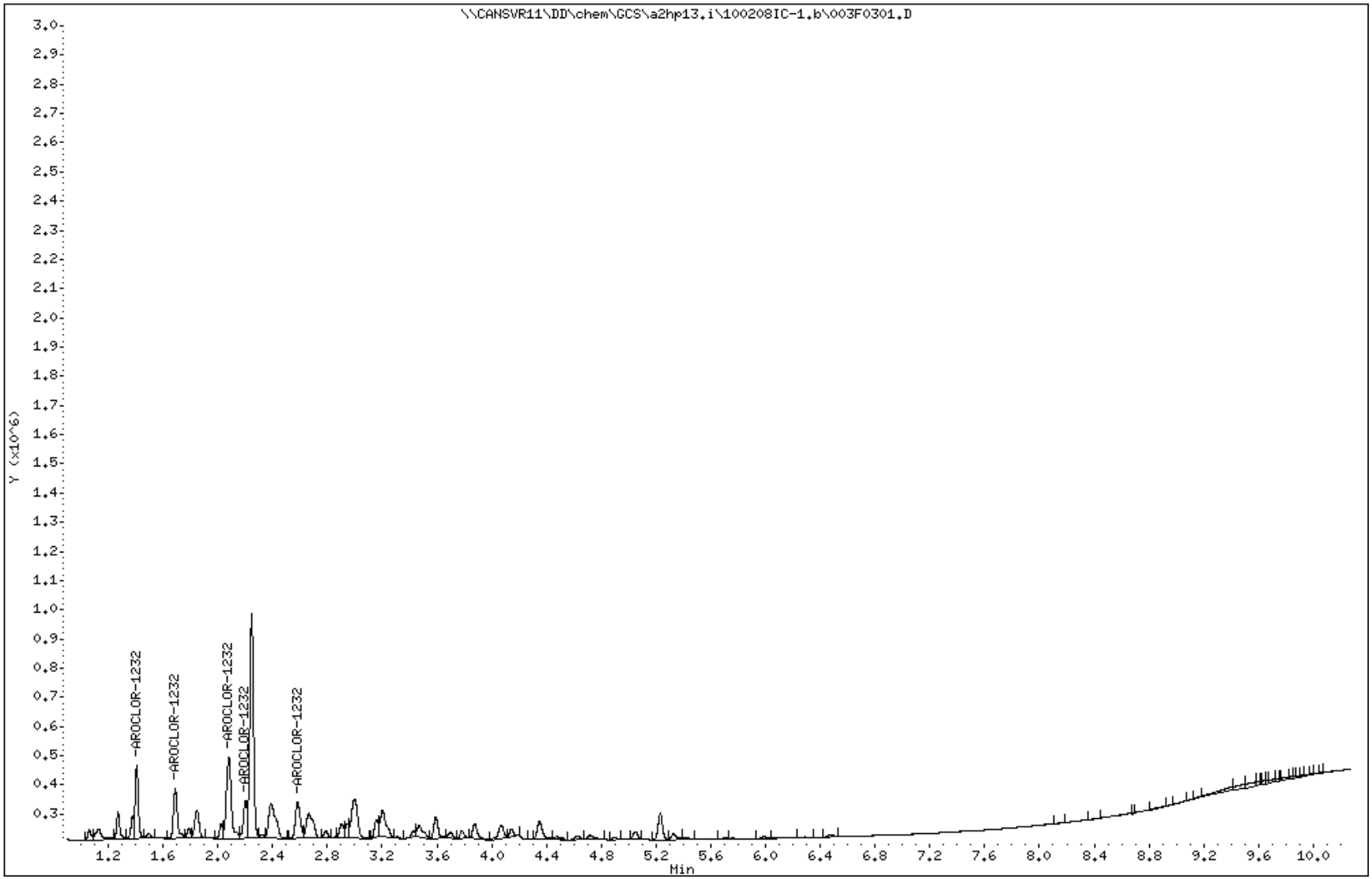

TestAmerica North Canton

PCB 8082/608

Data file : \\CANSVR11\DD\chem\GCS\a2hp13.i\100208IC-1.b\004F0401.D
Lab Smp Id: 1232
Inj Date : 08-FEB-2010 16:36
Operator : Inst ID: a2hp13.i
Smp Info : 1232,,1,3
Misc Info : 1-AR1232.SUB
Comment :
Method : \\CANSVR11\DD\chem\GCS\a2hp13.i\100208IC-1.b\PCB13.m
Meth Date : 09-Feb-2010 07:25 hassl Quant Type: ESTD
Cal Date : 09-FEB-2010 01:37 Cal File: 040F4001.D
Als bottle: 4 Calibration Sample, Level: 3
Dil Factor: 1.00000
Integrator: Falcon Compound Sublist: 1-AR1232.SUB
Target Version: 4.14 Sample Matrix: None
Processing Host: CANPMSV21

				AMOUNTS			
				CAL-AMT	ON-COL		
RT	EXP RT	DLT RT	RESPONSE	(ng)	(ng)	TARGET RANGE	RATIO
4 AROCLOR-1232					CAS #: 11141-16-5		
1.407	1.410	-0.003	768606	0.20000	0.2020	75.00- 125.00	100.00
1.688	1.691	-0.003	586848	0.20000	0.2032	56.26- 93.77	76.35
2.079	2.083	-0.004	1116647	0.20000	0.1992	108.88- 181.47	145.28
2.199	2.203	-0.004	433426	0.20000	0.1981	43.74- 72.91	56.39
2.580	2.584	-0.004	411638	0.20000	0.1890	39.49- 65.82	53.56
		Average of Peak Amounts =			0.19830		

Data File: \\CANSVR11\DD\chem\GCS\a2hp13.i\100208IC-1.b\004F0401.D
Date : 08-FEB-2010 16:36
Client ID:
Sample Info: 1232,,1,3

Instrument: a2hp13.i
Operator:
Column diameter: 0.53

Column phase: restek pest clpI

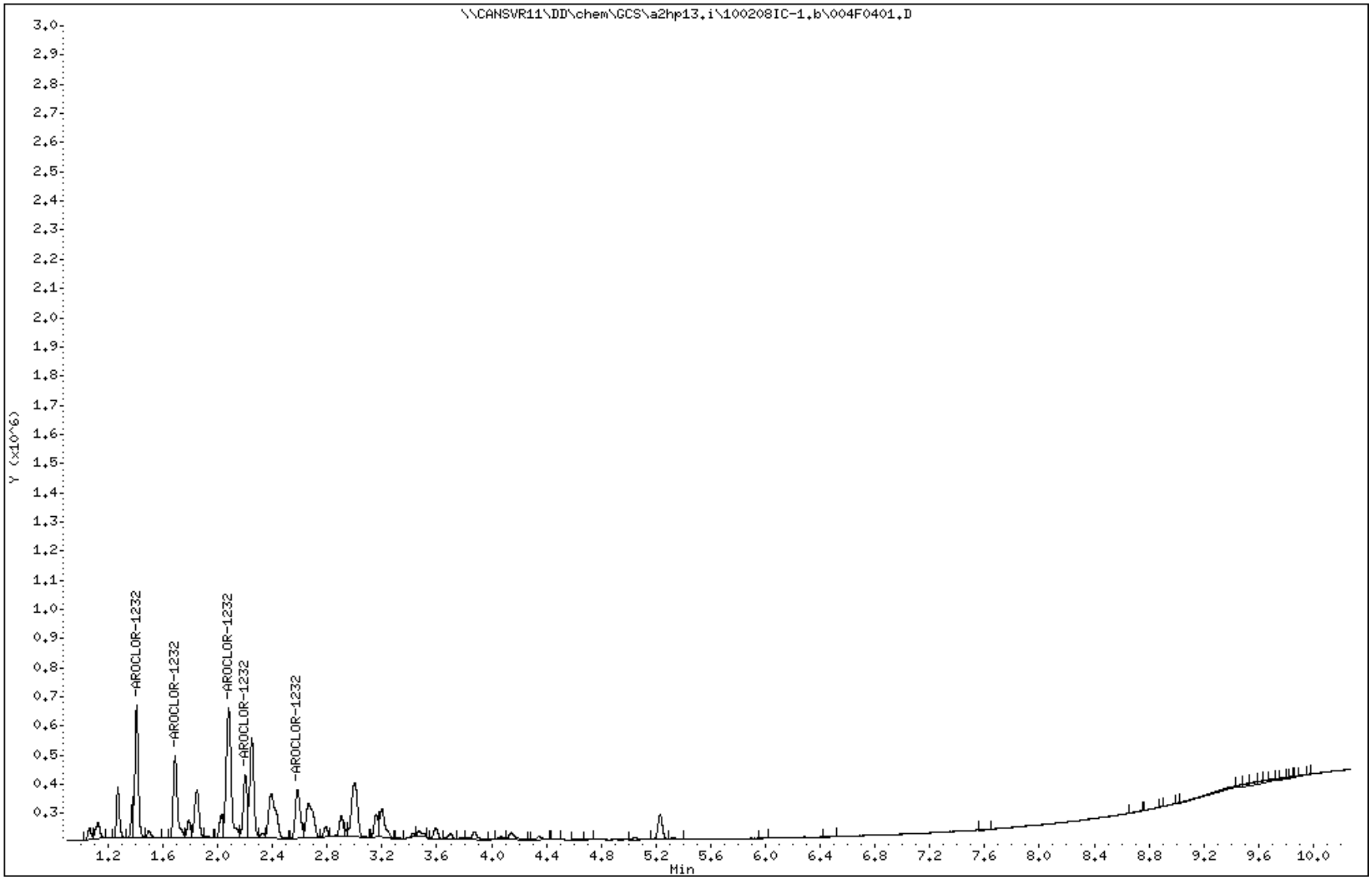

TestAmerica North Canton

PCB 8082/608

Data file : \\CANSVR11\DD\chem\GCS\a2hp13.i\100208IC-1.b\005F0501.D
Lab Smp Id: 1232
Inj Date : 08-FEB-2010 16:51
Operator : Inst ID: a2hp13.i
Smp Info : 1232,,1,4
Misc Info : 1-AR1232.SUB
Comment :
Method : \\CANSVR11\DD\chem\GCS\a2hp13.i\100208IC-1.b\PCB13.m
Meth Date : 09-Feb-2010 07:25 hassl Quant Type: ESTD
Cal Date : 09-FEB-2010 01:52 Cal File: 041F4101.D
Als bottle: 5 Calibration Sample, Level: 4
Dil Factor: 1.00000
Integrator: Falcon Compound Sublist: 1-AR1232.SUB
Target Version: 4.14 Sample Matrix: None
Processing Host: CANPMSV21

				AMOUNTS			
				CAL-AMT	ON-COL		
RT	EXP RT	DLT RT	RESPONSE	(ng)	(ng)	TARGET RANGE	RATIO
4 AROCLOR-1232					CAS #: 11141-16-5		
1.407	1.410	-0.003	1797246	0.50000	0.4723	75.00- 125.00	100.00
1.687	1.691	-0.004	1348213	0.50000	0.4668	56.26- 93.77	75.02
2.079	2.083	-0.004	2609232	0.50000	0.4655	108.88- 181.47	145.18
2.199	2.203	-0.004	1048238	0.50000	0.4791	43.74- 72.91	58.32
2.580	2.584	-0.004	946311	0.50000	0.4344	39.49- 65.82	52.65
		Average of Peak Amounts =			0.46362		

Data File: \\CANSVR11\DD\chem\GCS\a2hp13.i\100208IC-1.b\005F0501.D
Date : 08-FEB-2010 16:51
Client ID:
Sample Info: 1232,,1,4
Column phase: restek pest clpI

Instrument: a2hp13.i
Operator:
Column diameter: 0.53

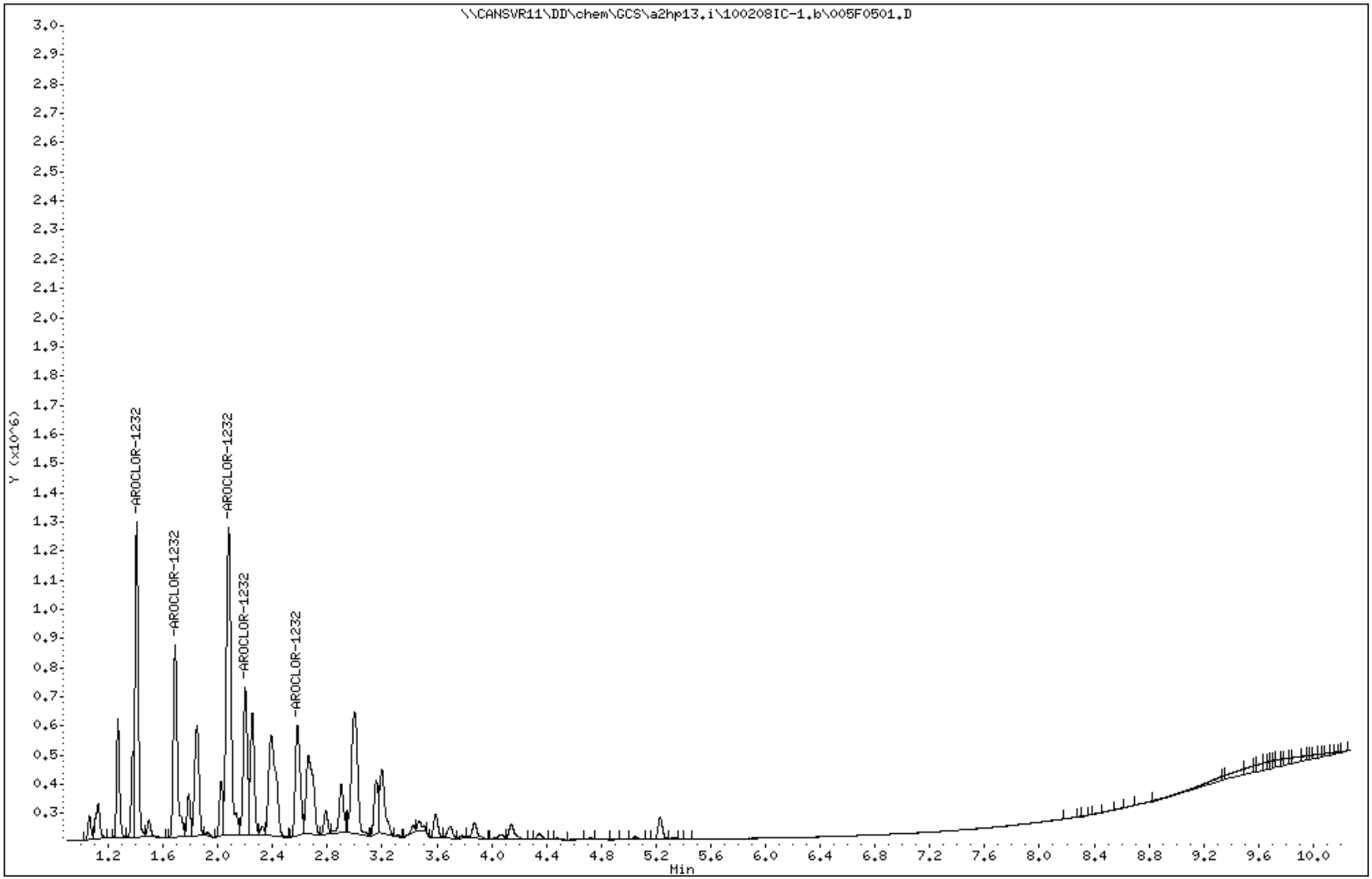

TestAmerica North Canton

PCB 8082/608

Data file : \\CANSVR11\DD\chem\GCS\a2hp13.i\100208IC-1.b\006F0601.D
Lab Smp Id: 1232
Inj Date : 08-FEB-2010 17:06
Operator : Inst ID: a2hp13.i
Smp Info : 1232,,1,5
Misc Info : 1-AR1232.SUB
Comment :
Method : \\CANSVR11\DD\chem\GCS\a2hp13.i\100208IC-1.b\PCB13.m
Meth Date : 09-Feb-2010 07:25 hassl Quant Type: ESTD
Cal Date : 09-FEB-2010 02:07 Cal File: 042F4201.D
Als bottle: 6 Calibration Sample, Level: 5
Dil Factor: 1.00000
Integrator: Falcon Compound Sublist: 1-AR1232.SUB
Target Version: 4.14 Sample Matrix: None
Processing Host: CANPMSV21

				AMOUNTS			
				CAL-AMT	ON-COL		
RT	EXP RT	DLT RT	RESPONSE	(ng)	(ng)	TARGET RANGE	RATIO
4 AROCLOR-1232					CAS #: 11141-16-5		
1.408	1.410	-0.002	3487449	1.00000	0.9165	75.00- 125.00	100.00
1.689	1.691	-0.002	2717869	1.00000	0.9411	56.26- 93.77	77.93
2.081	2.083	-0.002	5054049	1.00000	0.9017	108.88- 181.47	144.92
2.201	2.203	-0.002	2210230	1.00000	1.010	43.74- 72.91	63.38
2.582	2.584	-0.002	2012566	1.00000	0.9238	39.49- 65.82	57.71
		Average of Peak Amounts =			0.93862		

Data File: \\CANSVR11\DD\chem\GCS\a2hp13.i\100208IC-1.b\006F0601.D
Date : 08-FEB-2010 17:06
Client ID:
Sample Info: 1232,,1,5

Instrument: a2hp13.i
Operator:
Column phase: restek pest clpI
Column diameter: 0.53

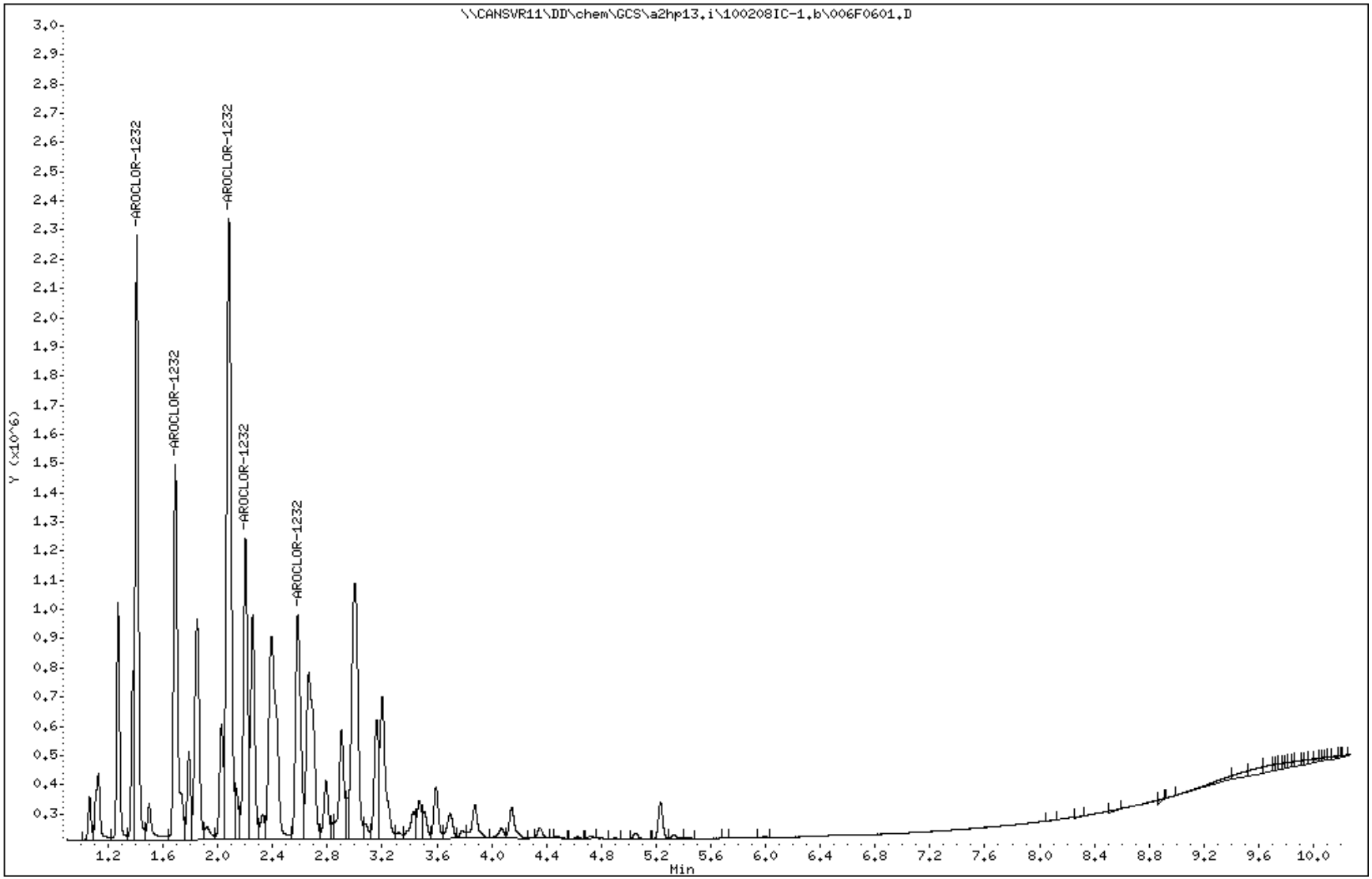

TestAmerica North Canton

PCB 8082/608

Data file : \\CANSVR11\DD\chem\GCS\a2hp13.i\100208IC-1.b\007F0701.D
Lab Smp Id: 1232
Inj Date : 08-FEB-2010 17:22
Operator : Inst ID: a2hp13.i
Smp Info : 1232,,1,6
Misc Info : 1-AR1232.SUB
Comment :
Method : \\CANSVR11\DD\chem\GCS\a2hp13.i\100208IC-1.b\PCB13.m
Meth Date : 09-Feb-2010 07:25 hassl Quant Type: ESTD
Cal Date : 09-FEB-2010 02:22 Cal File: 043F4301.D
Als bottle: 7 Calibration Sample, Level: 6
Dil Factor: 1.00000
Integrator: Falcon Compound Sublist: 1-AR1232.SUB
Target Version: 4.14 Sample Matrix: None
Processing Host: CANPMSV21

				AMOUNTS			
				CAL-AMT	ON-COL		
RT	EXP RT	DLT RT	RESPONSE	(ng)	(ng)	TARGET RANGE	RATIO
4 AROCLOR-1232					CAS #: 11141-16-5		
1.410	1.410	0.000	6224110	2.00000	1.675	75.00- 125.00	100.00(M)
1.691	1.691	0.000	4818200	2.00000	1.668	56.26- 93.77	77.41
2.083	2.083	0.000	9407952	2.00000	1.678	108.88- 181.47	151.15
2.203	2.203	0.000	4021965	2.00000	1.838	43.74- 72.91	64.62
2.584	2.584	0.000	3695905	2.00000	1.696	39.49- 65.82	59.38
Average of Peak Amounts =					1.71100		

QC Flag Legend

M - Compound response manually integrated.

Data File: \\CANSVR11\DD\chem\GCS\a2hp13.i\100208IC-1.b\007F0701.D
Date : 08-FEB-2010 17:22
Client ID:
Sample Info: 1232,,1,6

Instrument: a2hp13.i
Operator:
Column phase: restek pest clpI
Column diameter: 0.53

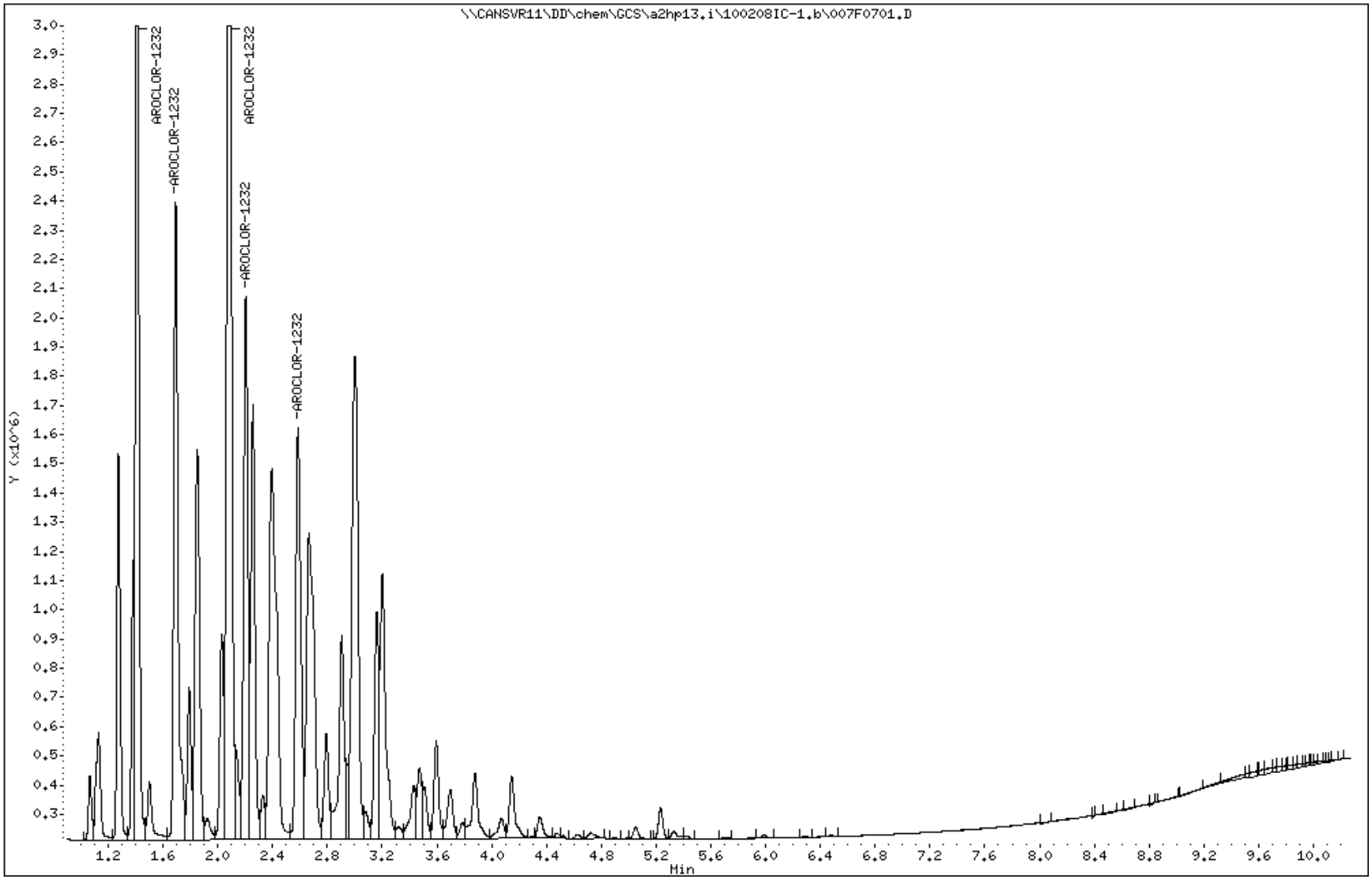

Data File Name: 007F0701.D
Inj. Date and Time: 08-FEB-2010 17:22
Instrument ID: a2hp13.i
Client ID:
Compound Name: AROCLOR-1232
CAS #: 11141-16-5
Report Date: 02/09/2010

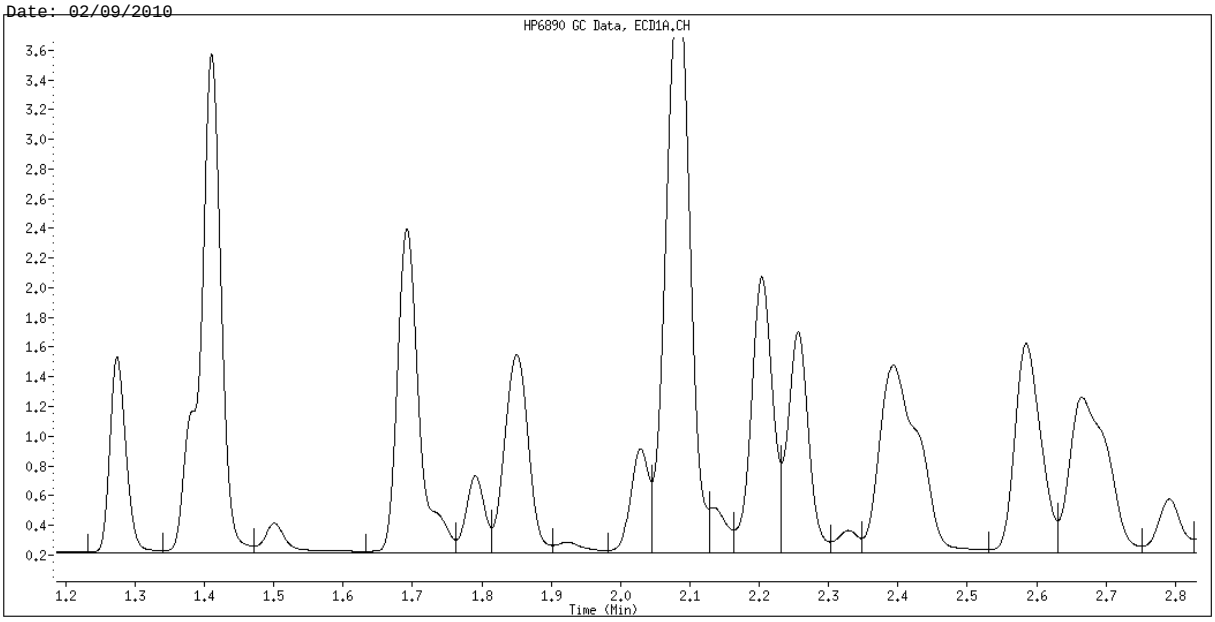

Original Integration

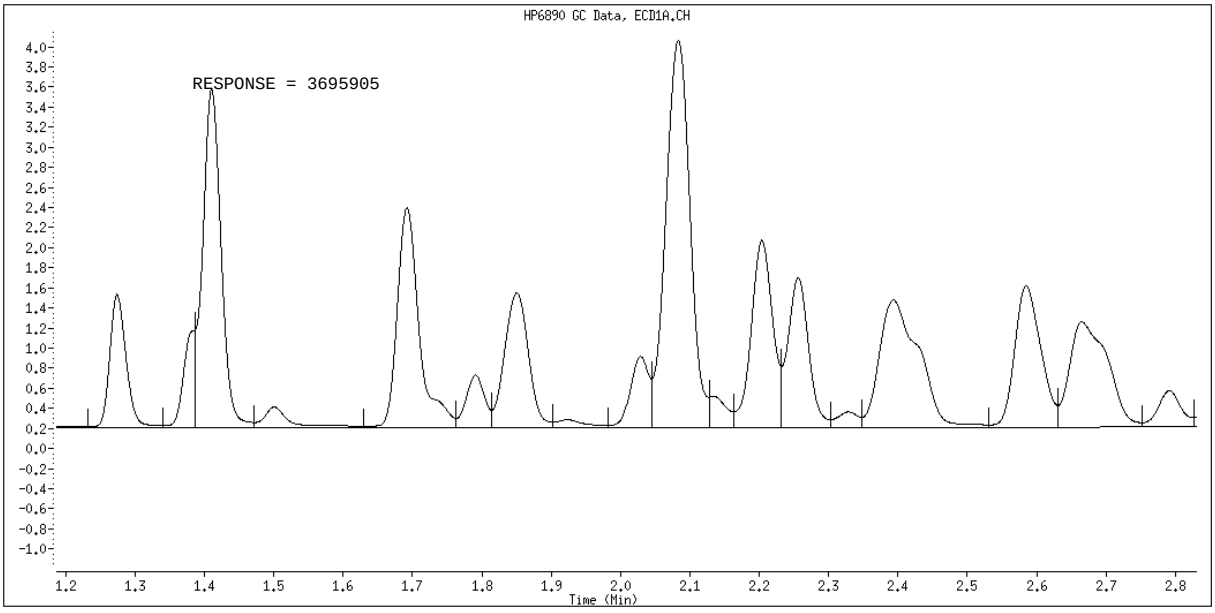

Manual Integration

Manually Integrated By: hassl
Manual Integration Reason: Split Peak

TestAmerica North Canton

PCB 8082/608

Data file : \\CANSVR11\DD\chem\GCS\a2hp13.i\100208IC-1.b\008F0801.D
Lab Smp Id: 1242
Inj Date : 08-FEB-2010 17:37
Operator : Inst ID: a2hp13.i
Smp Info : 1242,,1,1
Misc Info : 2-AR1242.SUB
Comment :
Method : \\CANSVR11\DD\chem\GCS\a2hp13.i\100208IC-1.b\PCB13.m
Meth Date : 09-Feb-2010 07:25 hassl Quant Type: ESTD
Cal Date : 09-FEB-2010 01:06 Cal File: 038F3801.D
Als bottle: 8 Calibration Sample, Level: 1
Dil Factor: 1.00000
Integrator: Falcon Compound Sublist: 2-AR1242.SUB
Target Version: 4.14 Sample Matrix: None
Processing Host: CANPMSV21

				AMOUNTS			
				CAL-AMT	ON-COL		
RT	EXP RT	DLT RT	RESPONSE	(ng)	(ng)	TARGET RANGE	RATIO
5 AROCLOR-1242					CAS #: 53469-21-9		
1.408	1.410	-0.002	152973	0.05000	0.05535	75.00- 125.00	100.00
1.690	1.691	-0.001	281174	0.05000	0.05714	138.13- 230.21	183.81
2.081	2.082	-0.001	572992	0.05000	0.05820	278.38- 463.97	374.57
2.201	2.202	-0.001	223097	0.05000	0.05406	121.18- 201.97	145.84
2.583	2.584	-0.001	231051	0.05000	0.05564	121.92- 203.20	151.04
		Average of Peak Amounts =			0.05608		

Data File: \\CANSVR11\DD\chem\GCS\a2hp13.i\100208IC-1.b\008F0801.D
Date : 08-FEB-2010 17:37
Client ID:
Sample Info: 1242,,1,1
Column phase: restek pest clpI

Instrument: a2hp13.i
Operator:
Column diameter: 0.53

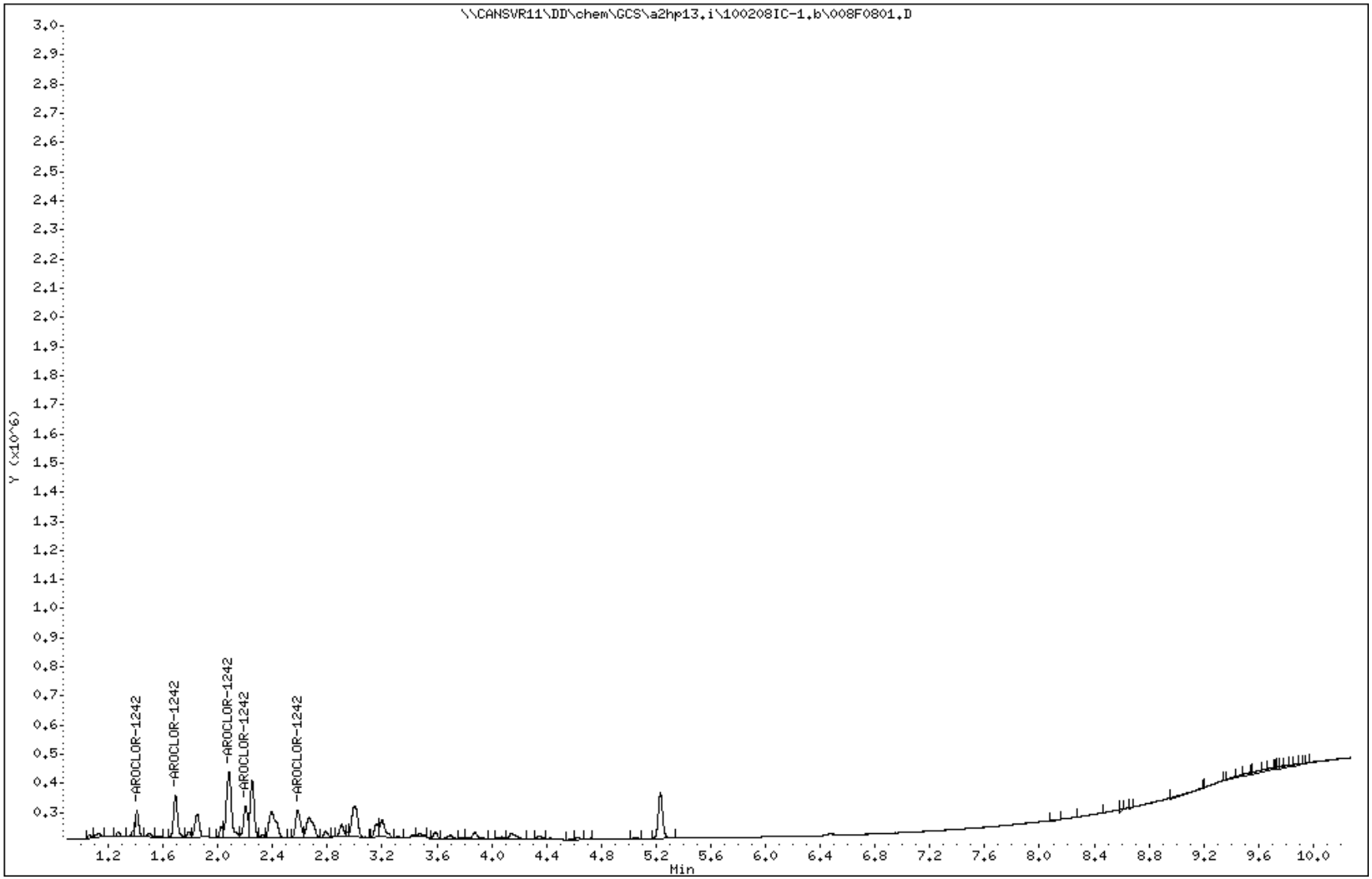

TestAmerica North Canton

PCB 8082/608

Data file : \\CANSVR11\DD\chem\GCS\a2hp13.i\100208IC-1.b\009F0901.D
Lab Smp Id: 1242
Inj Date : 08-FEB-2010 17:51
Operator : Inst ID: a2hp13.i
Smp Info : 1242,,1,2
Misc Info : 2-AR1242.SUB
Comment :
Method : \\CANSVR11\DD\chem\GCS\a2hp13.i\100208IC-1.b\PCB13.m
Meth Date : 09-Feb-2010 07:25 hassl Quant Type: ESTD
Cal Date : 09-FEB-2010 01:21 Cal File: 039F3901.D
Als bottle: 9 Calibration Sample, Level: 2
Dil Factor: 1.00000
Integrator: Falcon Compound Sublist: 2-AR1242.SUB
Target Version: 4.14 Sample Matrix: None
Processing Host: CANPMSV21

				AMOUNTS			
				CAL-AMT	ON-COL		
RT	EXP RT	DLT RT	RESPONSE	(ng)	(ng)	TARGET RANGE	RATIO
5 AROCLOR-1242					CAS #: 53469-21-9		
1.408	1.410	-0.002	305822	0.10000	0.1106	75.00- 125.00	100.00
1.689	1.691	-0.002	539941	0.10000	0.1097	138.13- 230.21	176.55
2.080	2.082	-0.002	1012750	0.10000	0.1029	278.38- 463.97	331.16
2.201	2.202	-0.001	431219	0.10000	0.1045	121.18- 201.97	141.00
2.583	2.584	-0.001	438498	0.10000	0.1056	121.92- 203.20	143.38
		Average of Peak Amounts =			0.10666		

Data File: \\CANSVR11\DD\chem\GCS\a2hp13.i\100208IC-1.b\009F0901.D
Date : 08-FEB-2010 17:51
Client ID:
Sample Info: 1242,,1,2
Column phase: restek pest clpI

Instrument: a2hp13.i
Operator:
Column diameter: 0.53

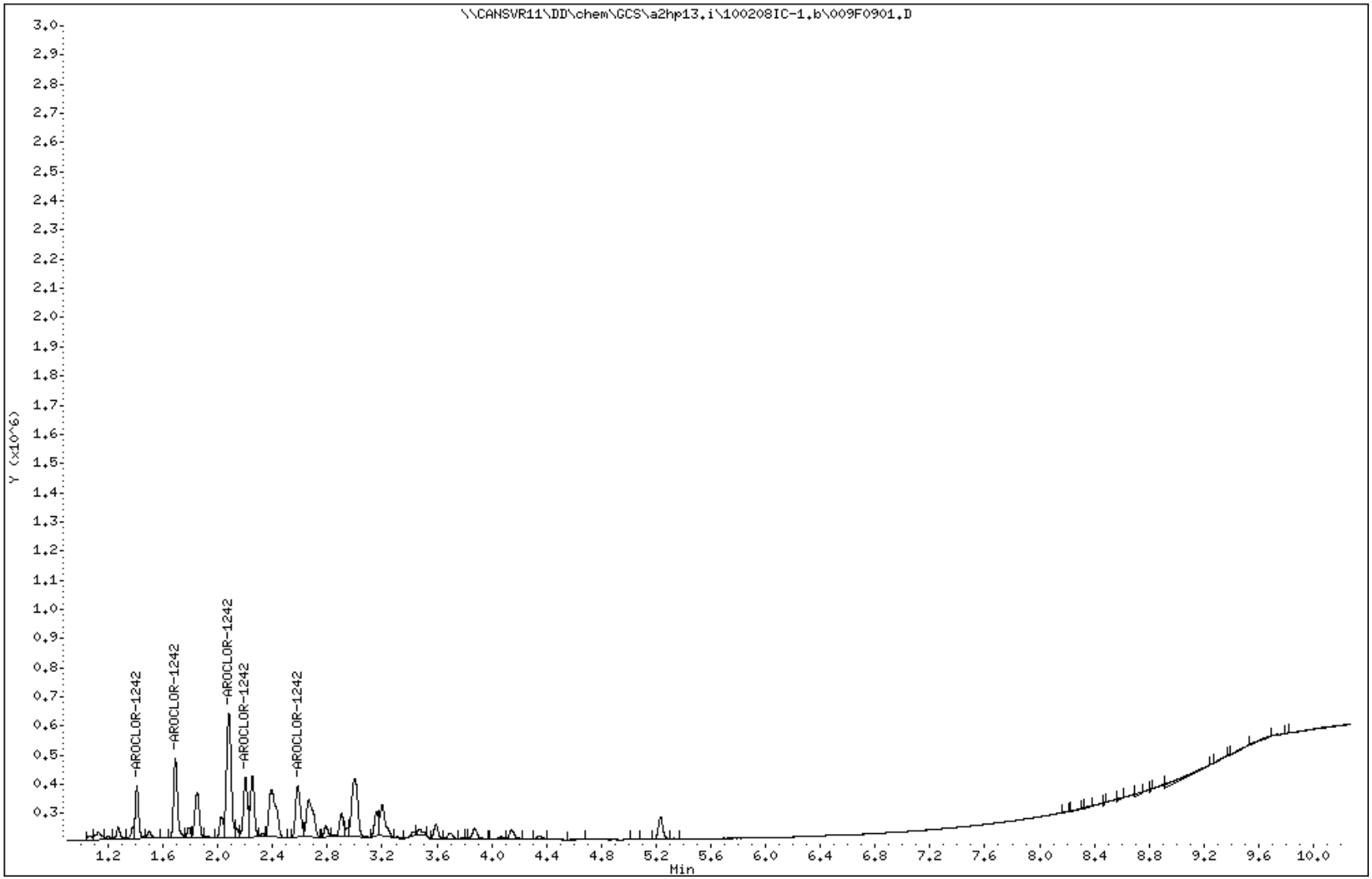

TestAmerica North Canton

PCB 8082/608

Data file : \\CANSVR11\DD\chem\GCS\a2hp13.i\100208IC-1.b\010F1001.D
Lab Smp Id: 1242
Inj Date : 08-FEB-2010 18:06
Operator : Inst ID: a2hp13.i
Smp Info : 1242,,1,3
Misc Info : 2-AR1242.SUB
Comment :
Method : \\CANSVR11\DD\chem\GCS\a2hp13.i\100208IC-1.b\PCB13.m
Meth Date : 09-Feb-2010 07:25 hassl Quant Type: ESTD
Cal Date : 09-FEB-2010 01:37 Cal File: 040F4001.D
Als bottle: 10 Calibration Sample, Level: 3
Dil Factor: 1.00000
Integrator: Falcon Compound Sublist: 2-AR1242.SUB
Target Version: 4.14 Sample Matrix: None
Processing Host: CANPMSV21

				AMOUNTS			
				CAL-AMT	ON-COL		
RT	EXP RT	DLT RT	RESPONSE	(ng)	(ng)	TARGET RANGE	RATIO
5 AROCLOR-1242					CAS #: 53469-21-9		
1.408	1.410	-0.002	562612	0.20000	0.2036	75.00- 125.00	100.00
1.689	1.691	-0.002	1025821	0.20000	0.2085	138.13- 230.21	182.33
2.079	2.082	-0.003	1942009	0.20000	0.1972	278.38- 463.97	345.18
2.201	2.202	-0.001	819921	0.20000	0.1987	121.18- 201.97	145.73
2.582	2.584	-0.002	800715	0.20000	0.1928	121.92- 203.20	142.32
		Average of Peak Amounts =			0.20016		

Data File: \\CANSVR11\DD\chem\GCS\a2hp13.i\100208IC-1.b\010F1001.D
Date : 08-FEB-2010 18:06
Client ID:
Sample Info: 1242,,1,3
Column phase: restek pest clpI

Instrument: a2hp13.i
Operator:
Column diameter: 0.53

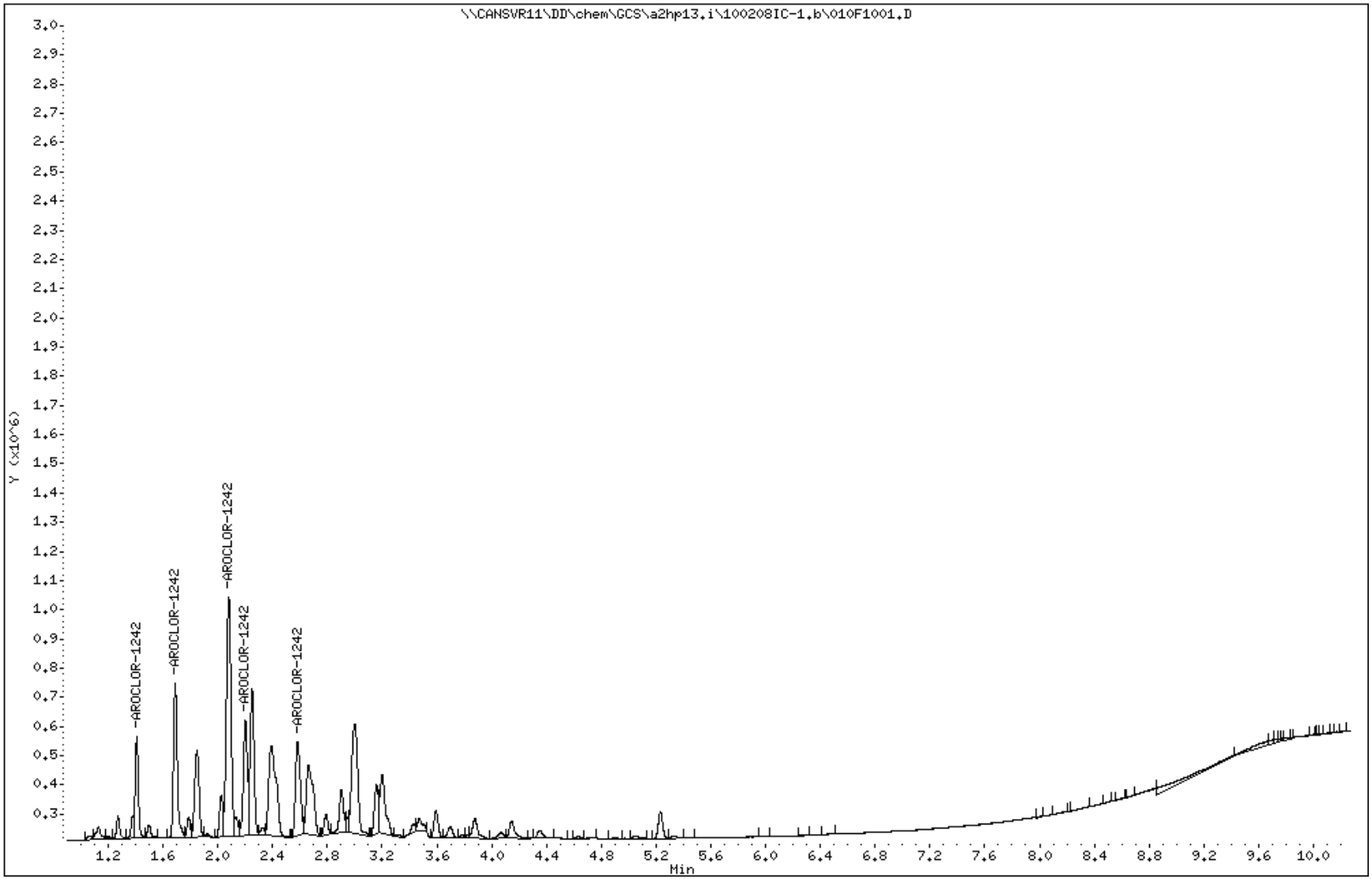

TestAmerica North Canton

PCB 8082/608

Data file : \\CANSVR11\DD\chem\GCS\a2hp13.i\100208IC-1.b\011F1101.D
Lab Smp Id: 1242
Inj Date : 08-FEB-2010 18:22
Operator : Inst ID: a2hp13.i
Smp Info : 1242,,1,4
Misc Info : 2-AR1242.SUB
Comment :
Method : \\CANSVR11\DD\chem\GCS\a2hp13.i\100208IC-1.b\PCB13.m
Meth Date : 09-Feb-2010 07:53 hassl Quant Type: ESTD
Cal Date : 09-FEB-2010 02:07 Cal File: 042F4201.D
Als bottle: 11 Calibration Sample, Level: 4
Dil Factor: 1.00000
Integrator: Falcon Compound Sublist: 2-AR1242.SUB
Target Version: 4.14 Sample Matrix: None
Processing Host: CANPMSV21

				AMOUNTS			
				CAL-AMT	ON-COL		
RT	EXP RT	DLT RT	RESPONSE	(ng)	(ng)	TARGET RANGE	RATIO
5 AROCLOR-1242					CAS #: 53469-21-9		
1.409	1.410	-0.001	1331718	0.50000	0.4919	75.00- 125.00	100.00
1.691	1.691	0.000	2452648	0.50000	0.4984	138.13- 230.21	184.17
2.083	2.082	0.001	4942983	0.50000	0.5021	278.38- 463.97	371.17
2.204	2.202	0.002	2151688	0.50000	0.5214	121.18- 201.97	161.57
2.584	2.584	0.000	2164834	0.50000	0.5213	121.92- 203.20	162.56
		Average of Peak Amounts =			0.50702		

Data File: \\CANSVR11\DD\chem\GCS\a2hp13.i\100208IC-1.b\011F1101.D
Date : 08-FEB-2010 18:22
Client ID:
Sample Info: 1242,,1,4

Instrument: a2hp13.i
Operator:
Column phase: restek pest clpI
Column diameter: 0.53

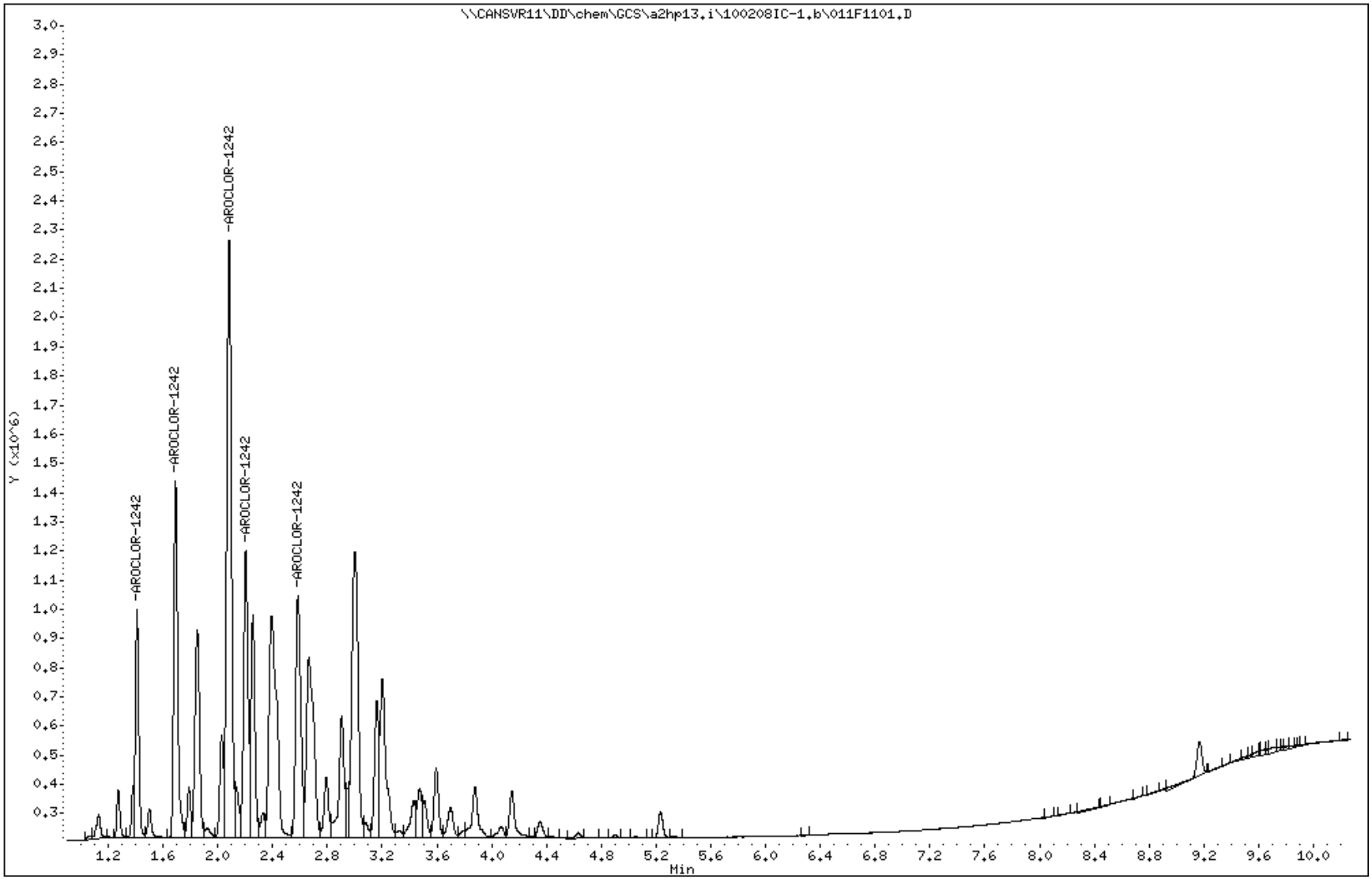

TestAmerica North Canton

PCB 8082/608

Data file : \\CANSVR11\DD\chem\GCS\a2hp13.i\100208IC-1.b\012F1201.D
Lab Smp Id: 1242
Inj Date : 08-FEB-2010 18:37
Operator : Inst ID: a2hp13.i
Smp Info : 1242,,1,5
Misc Info : 2-AR1242.SUB
Comment :
Method : \\CANSVR11\DD\chem\GCS\a2hp13.i\100208IC-1.b\PCB13.m
Meth Date : 09-Feb-2010 07:53 hassl Quant Type: ESTD
Cal Date : 09-FEB-2010 02:07 Cal File: 042F4201.D
Als bottle: 12 Calibration Sample, Level: 5
Dil Factor: 1.00000
Integrator: Falcon Compound Sublist: 2-AR1242.SUB
Target Version: 4.14 Sample Matrix: None
Processing Host: CANPMSV21

				AMOUNTS			
				CAL-AMT	ON-COL		
RT	EXP RT	DLT RT	RESPONSE	(ng)	(ng)	TARGET RANGE	RATIO
5 AROCLOR-1242					CAS #: 53469-21-9		
1.409	1.410	-0.001	2414223	1.00000	0.8917	75.00- 125.00	100.00
1.690	1.691	-0.001	4430570	1.00000	0.9004	138.13- 230.21	183.52
2.082	2.082	0.000	9438043	1.00000	0.9587	278.38- 463.97	390.94
2.202	2.202	0.000	3887106	1.00000	0.9419	121.18- 201.97	161.01
2.583	2.584	-0.001	3860688	1.00000	0.9297	121.92- 203.20	159.91
Average of Peak Amounts =					0.92448		

Data File: \\CANSVR11\DD\chem\GCS\a2hp13.i\100208IC-1.b\012F1201.D
Date : 08-FEB-2010 18:37
Client ID:
Sample Info: 1242,,1,5

Instrument: a2hp13.i
Operator:
Column phase: restek pest clpI
Column diameter: 0.53

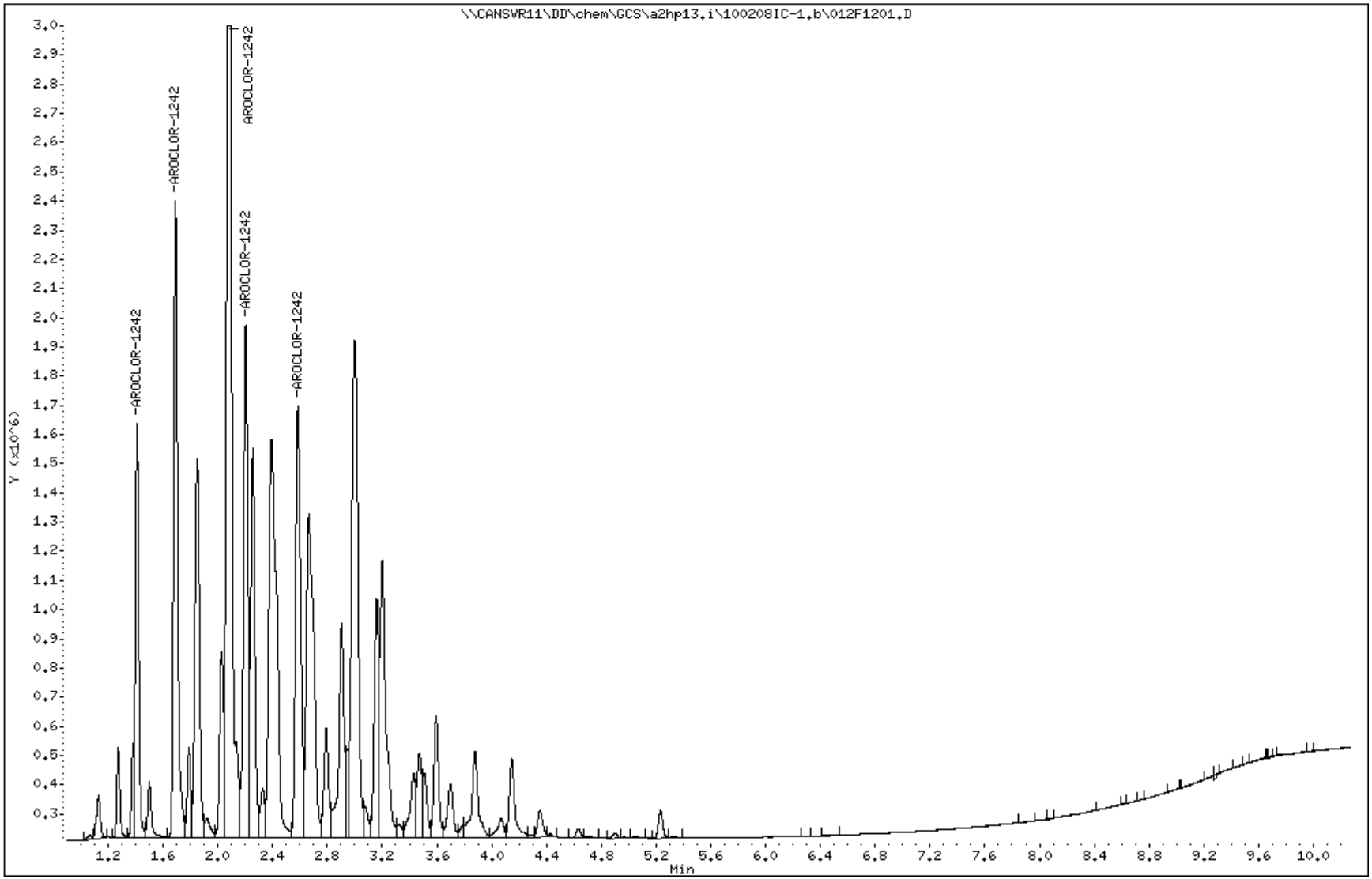

TestAmerica North Canton

PCB 8082/608

Data file : \\CANSVR11\DD\chem\GCS\a2hp13.i\100208IC-1.b\013F1301.D
Lab Smp Id: 1242
Inj Date : 08-FEB-2010 18:51
Operator : Inst ID: a2hp13.i
Smp Info : 1242,,1,6
Misc Info : 2-AR1242.SUB
Comment :
Method : \\CANSVR11\DD\chem\GCS\a2hp13.i\100208IC-1.b\PCB13.m
Meth Date : 09-Feb-2010 07:53 hassl Quant Type: ESTD
Cal Date : 09-FEB-2010 02:07 Cal File: 042F4201.D
Als bottle: 13 Calibration Sample, Level: 6
Dil Factor: 1.00000
Integrator: Falcon Compound Sublist: 2-AR1242.SUB
Target Version: 4.14 Sample Matrix: None
Processing Host: CANPMSV21

				AMOUNTS			
				CAL-AMT	ON-COL		
RT	EXP RT	DLT RT	RESPONSE	(ng)	(ng)	TARGET RANGE	RATIO
5 AROCLOR-1242					CAS #: 53469-21-9		
1.410	1.410	0.000	4472965	2.00000	1.652	75.00- 125.00	100.00(M)
1.691	1.691	0.000	8070198	2.00000	1.640	138.13- 230.21	180.42
2.082	2.082	0.000	16897043	2.00000	1.716	278.38- 463.97	377.76
2.202	2.202	0.000	7391668	2.00000	1.791	121.18- 201.97	165.25
2.584	2.584	0.000	7432456	2.00000	1.790	121.92- 203.20	166.16
		Average of Peak Amounts =			1.71780		

QC Flag Legend

M - Compound response manually integrated.

Data File: \\CANSVR11\DD\chem\GCS\a2hp13.i\100208IC-1.b\013F1301.D
Date : 08-FEB-2010 18:51
Client ID:
Sample Info: 1242,,1,6

Instrument: a2hp13.i
Operator:
Column phase: restek pest clpI
Column diameter: 0.53

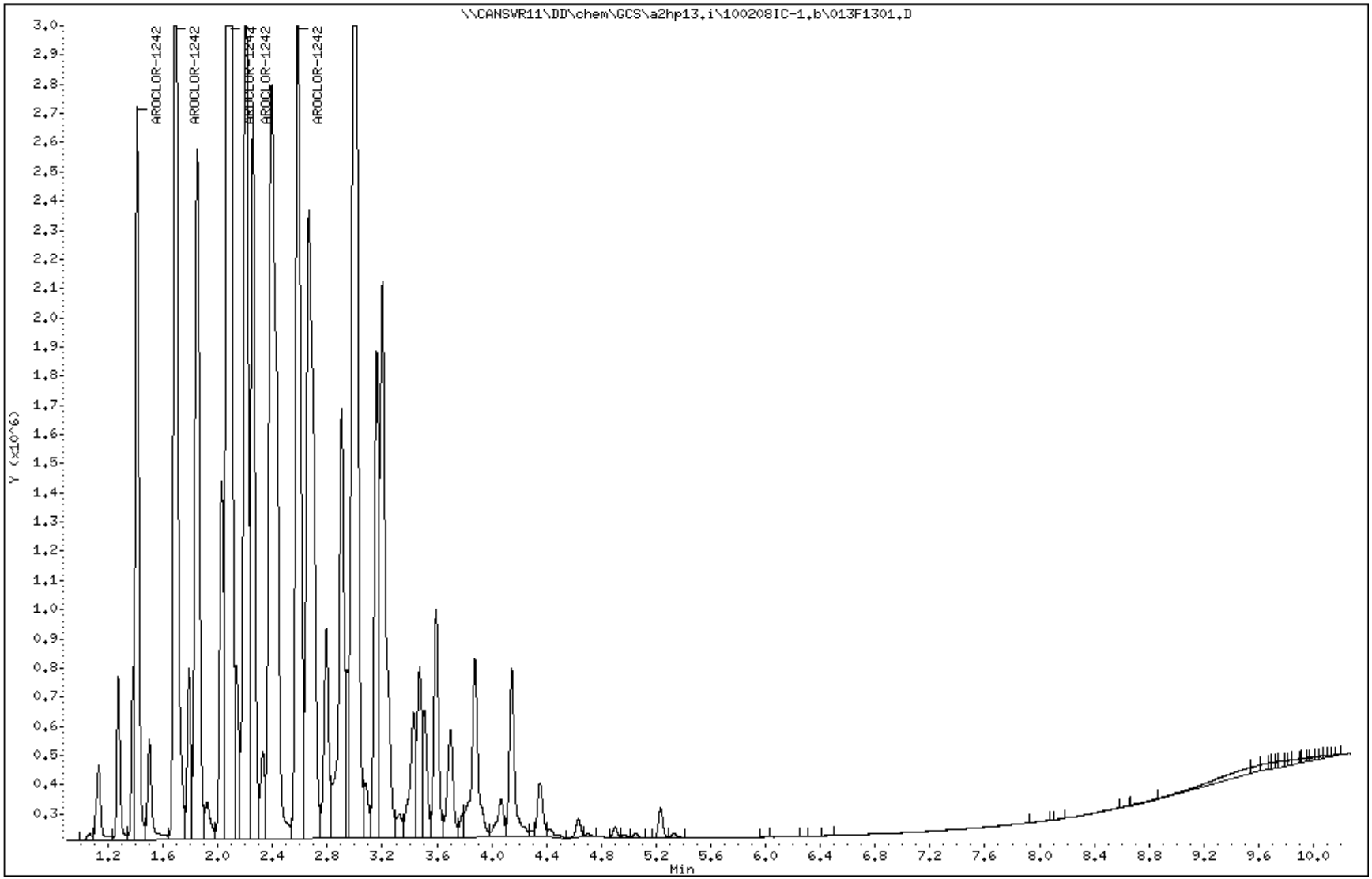

Data File Name: 013F1301.D
Inj. Date and Time: 08-FEB-2010 18:51
Instrument ID: a2hp13.i
Client ID:
Compound Name: AROCLOR-1242
CAS #: 53469-21-9
Report Date: 02/09/2010

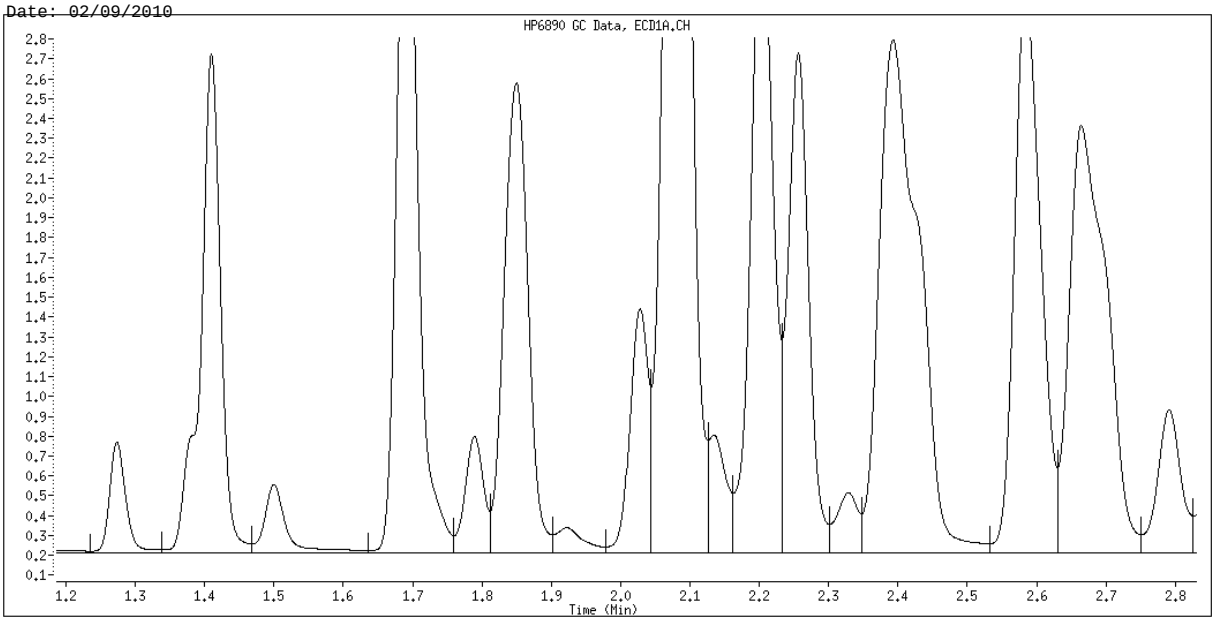

Original Integration

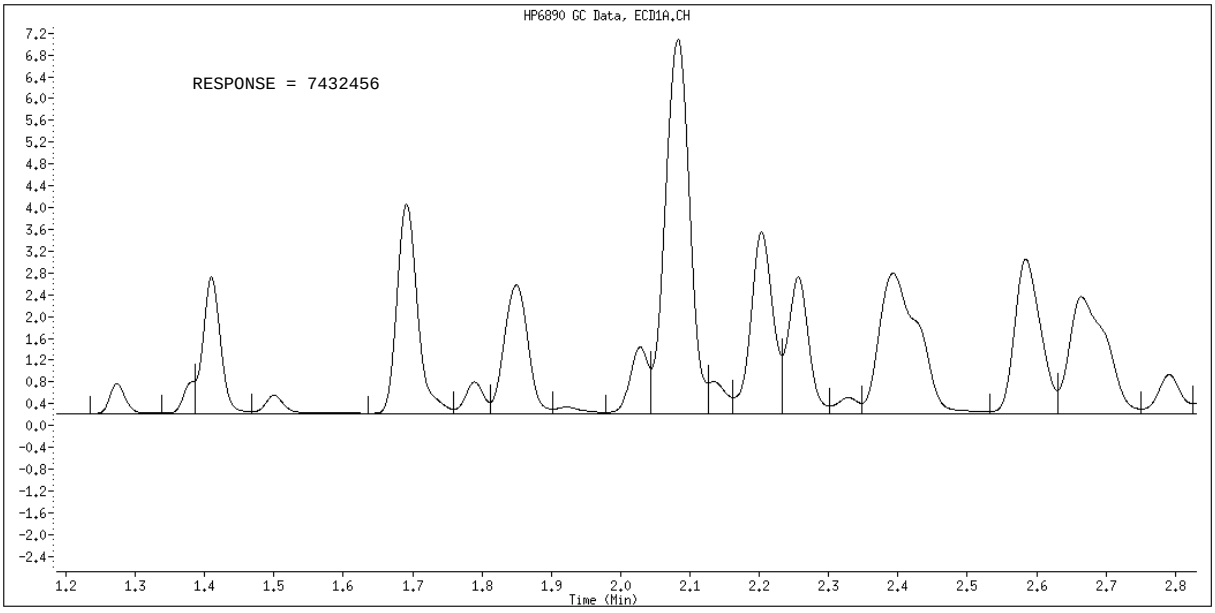

Manual Integration

Manually Integrated By: hassl
Manual Integration Reason: Split Peak

TestAmerica North Canton

PCB 8082/608

Data file : \\CANSVR11\DD\chem\GCS\a2hp13.i\100208IC-1.b\014F1401.D
Lab Smp Id: 1248
Inj Date : 08-FEB-2010 19:06
Operator : Inst ID: a2hp13.i
Smp Info : 1248,,1,1
Misc Info : 3-AR1248.SUB
Comment :
Method : \\CANSVR11\DD\chem\GCS\a2hp13.i\100208IC-1.b\PCB13.m
Meth Date : 09-Feb-2010 07:25 hassl Quant Type: ESTD
Cal Date : 09-FEB-2010 01:06 Cal File: 038F3801.D
Als bottle: 14 Calibration Sample, Level: 1
Dil Factor: 1.00000
Integrator: Falcon Compound Sublist: 3-AR1248.SUB
Target Version: 4.14 Sample Matrix: None
Processing Host: CANPMSV21

				AMOUNTS			
				CAL-AMT	ON-COL		
RT	EXP RT	DLT RT	RESPONSE	(ng)	(ng)	TARGET RANGE	RATIO
6 AROCLOR-1248					CAS #: 12672-29-6		
1.690	1.689	0.001	72700	0.05000	0.05611	75.00- 125.00	100.00
2.080	2.081	-0.001	150545	0.05000	0.05569	156.55- 260.91	207.08
2.582	2.583	-0.001	160102	0.05000	0.05714	162.02- 270.04	220.22
3.202	3.202	0.000	120160	0.05000	0.05566	123.26- 205.43	165.28
3.593	3.595	-0.002	74108	0.05000	0.05373	77.67- 129.46	101.94
		Average of Peak Amounts =			0.05567		

Data File: \\CANSVR11\DD\chem\GCS\a2hp13.i\100208IC-1.b\014F1401.D
Date : 08-FEB-2010 19:06
Client ID:
Instrument: a2hp13.i
Sample Info: 1248,,1,1
Operator:
Column phase: restek pest clpI
Column diameter: 0.53

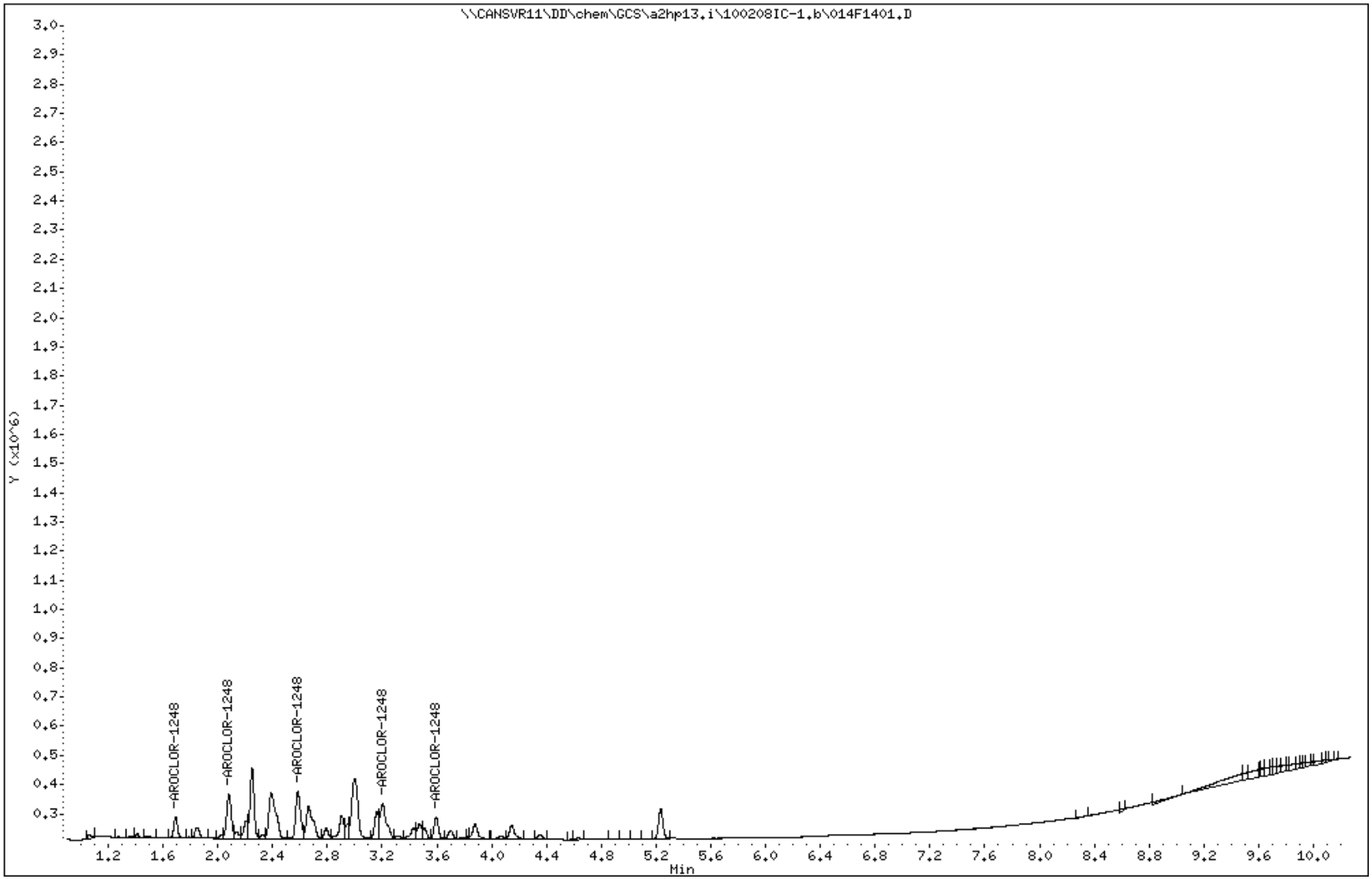

TestAmerica North Canton

PCB 8082/608

Data file : \\CANSVR11\DD\chem\GCS\a2hp13.i\100208IC-1.b\015F1501.D
Lab Smp Id: 1248
Inj Date : 08-FEB-2010 19:21
Operator : Inst ID: a2hp13.i
Smp Info : 1248,,1,2
Misc Info : 3-AR1248.SUB
Comment :
Method : \\CANSVR11\DD\chem\GCS\a2hp13.i\100208IC-1.b\PCB13.m
Meth Date : 09-Feb-2010 07:25 hassl Quant Type: ESTD
Cal Date : 09-FEB-2010 01:21 Cal File: 039F3901.D
Als bottle: 15 Calibration Sample, Level: 2
Dil Factor: 1.00000
Integrator: Falcon Compound Sublist: 3-AR1248.SUB
Target Version: 4.14 Sample Matrix: None
Processing Host: CANPMSV21

				AMOUNTS			
				CAL-AMT	ON-COL		
RT	EXP RT	DLT RT	RESPONSE	(ng)	(ng)	TARGET RANGE	RATIO
6 AROCLOR-1248					CAS #: 12672-29-6		
1.689	1.689	0.000	142026	0.10000	0.1096	75.00- 125.00	100.00
2.081	2.081	0.000	279006	0.10000	0.1032	156.55- 260.91	196.45
2.583	2.583	0.000	293382	0.10000	0.1047	162.02- 270.04	206.57
3.203	3.202	0.001	219773	0.10000	0.1018	123.26- 205.43	154.74
3.594	3.595	-0.001	142460	0.10000	0.1033	77.67- 129.46	100.31
		Average of Peak Amounts =			0.10452		

Data File: \\CANSVR11\DD\chem\GCS\a2hp13.i\100208IC-1.b\015F1501.D
Date : 08-FEB-2010 19:21
Client ID:
Sample Info: 1248,,1,2

Instrument: a2hp13.i
Operator:
Column diameter: 0.53

Column phase: restek pest clpI

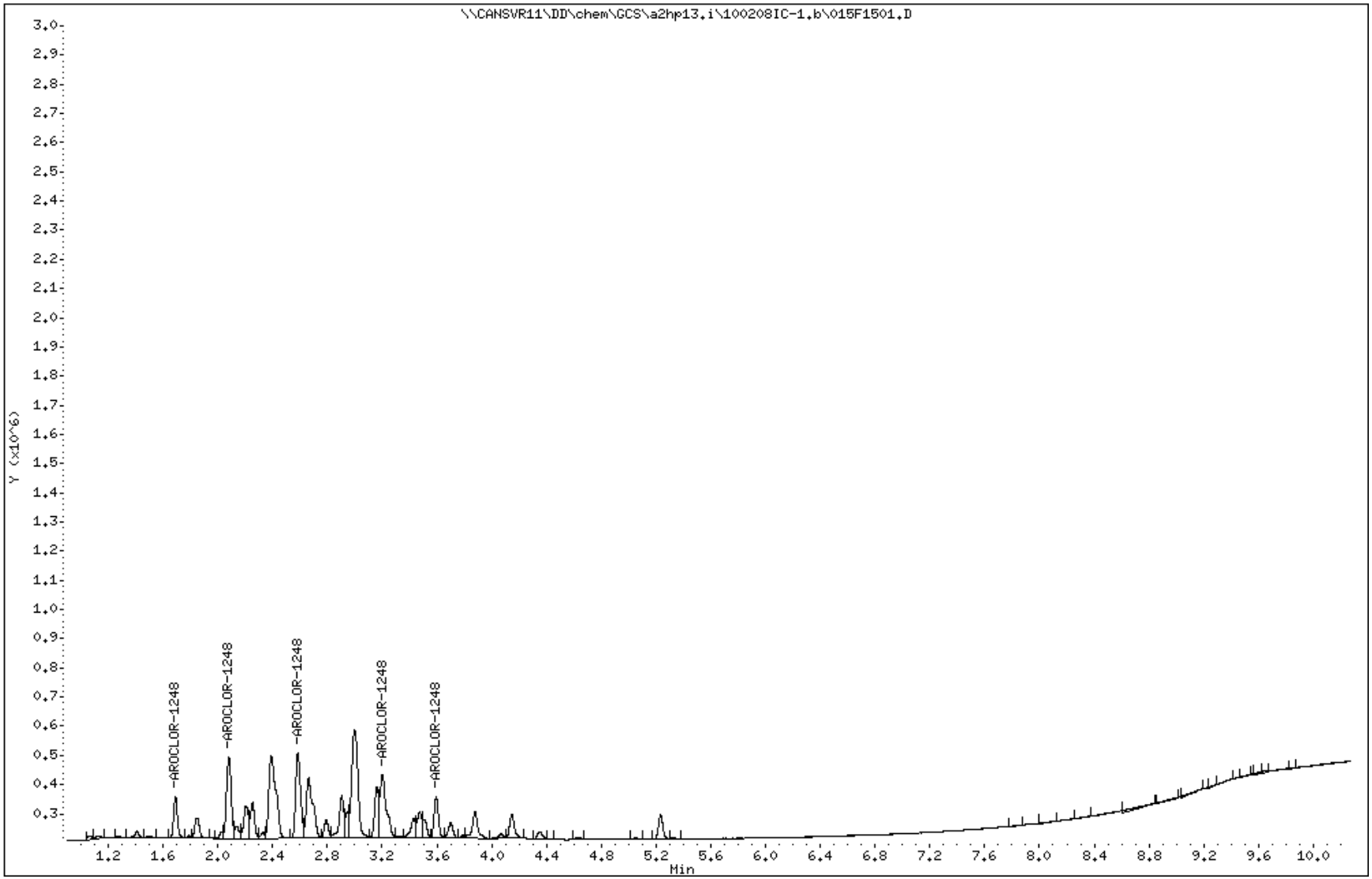

TestAmerica North Canton

PCB 8082/608

Data file : \\CANSVR11\DD\chem\GCS\a2hp13.i\100208IC-1.b\016F1601.D
Lab Smp Id: 1248
Inj Date : 08-FEB-2010 19:36
Operator : Inst ID: a2hp13.i
Smp Info : 1248,,1,3
Misc Info : 3-AR1248.SUB
Comment :
Method : \\CANSVR11\DD\chem\GCS\a2hp13.i\100208IC-1.b\PCB13.m
Meth Date : 09-Feb-2010 07:25 hassl Quant Type: ESTD
Cal Date : 09-FEB-2010 01:37 Cal File: 040F4001.D
Als bottle: 16 Calibration Sample, Level: 3
Dil Factor: 1.00000
Integrator: Falcon Compound Sublist: 3-AR1248.SUB
Target Version: 4.14 Sample Matrix: None
Processing Host: CANPMSV21

				AMOUNTS			
				CAL-AMT	ON-COL		
RT	EXP RT	DLT RT	RESPONSE	(ng)	(ng)	TARGET RANGE	RATIO
6 AROCLOR-1248					CAS #: 12672-29-6		
1.689	1.689	0.000	274012	0.20000	0.2115	75.00- 125.00	100.00
2.080	2.081	-0.001	564126	0.20000	0.2087	156.55- 260.91	205.88
2.583	2.583	0.000	585739	0.20000	0.2090	162.02- 270.04	213.76
3.203	3.202	0.001	449850	0.20000	0.2084	123.26- 205.43	164.17
3.593	3.595	-0.002	290159	0.20000	0.2104	77.67- 129.46	105.89
		Average of Peak Amounts =			0.20960		

Data File: \\CANSVR11\DD\chem\GCS\a2hp13.i\100208IC-1.b\016F1601.D
Date : 08-FEB-2010 19:36
Client ID:
Sample Info: 1248,,1,3
Column phase: restek pest clpI

Instrument: a2hp13.i
Operator:
Column diameter: 0.53

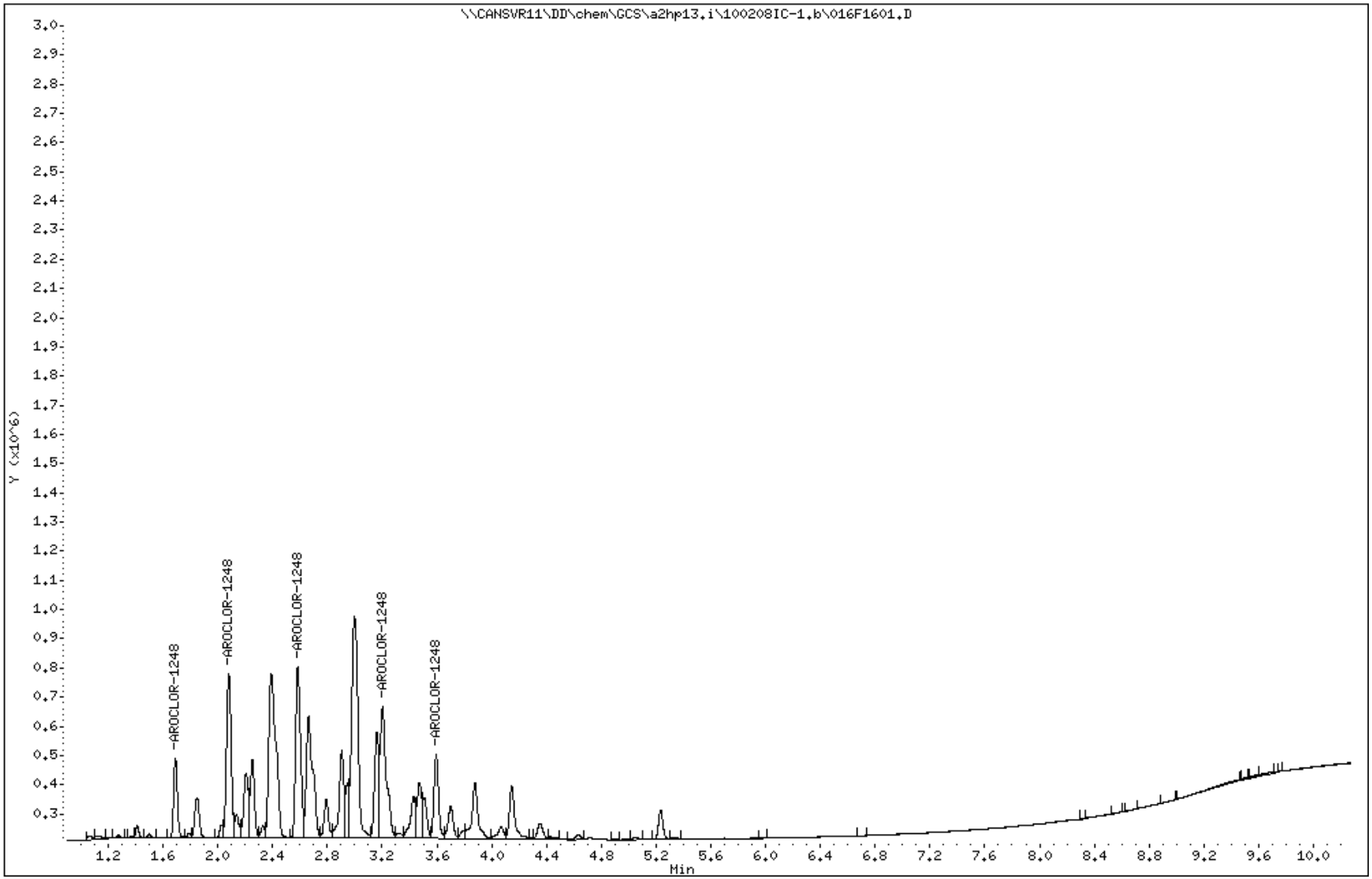

TestAmerica North Canton

PCB 8082/608

Data file : \\CANSVR11\DD\chem\GCS\a2hp13.i\100208IC-1.b\017F1701.D
Lab Smp Id: 1248
Inj Date : 08-FEB-2010 19:51
Operator : Inst ID: a2hp13.i
Smp Info : 1248,,1,4
Misc Info : 3-AR1248.SUB
Comment :
Method : \\CANSVR11\DD\chem\GCS\a2hp13.i\100208IC-1.b\PCB13.m
Meth Date : 09-Feb-2010 07:25 hassl Quant Type: ESTD
Cal Date : 09-FEB-2010 01:52 Cal File: 041F4101.D
Als bottle: 17 Calibration Sample, Level: 4
Dil Factor: 1.00000
Integrator: Falcon Compound Sublist: 3-AR1248.SUB
Target Version: 4.14 Sample Matrix: None
Processing Host: CANPMSV21

				AMOUNTS			
				CAL-AMT	ON-COL		
RT	EXP RT	DLT RT	RESPONSE	(ng)	(ng)	TARGET RANGE	RATIO
6 AROCLOR-1248					CAS #: 12672-29-6		
1.690	1.689	0.001	637110	0.50000	0.4917	75.00- 125.00	100.00
2.081	2.081	0.000	1329828	0.50000	0.4919	156.55- 260.91	208.73
2.585	2.583	0.002	1376369	0.50000	0.4912	162.02- 270.04	216.03
3.205	3.202	0.003	1047033	0.50000	0.4850	123.26- 205.43	164.34
3.595	3.595	0.000	659817	0.50000	0.4784	77.67- 129.46	103.56
		Average of Peak Amounts =			0.48764		

Data File: \\CANSVR11\DD\chem\GCS\a2hp13.i\100208IC-1.b\017F1701.D
Date : 08-FEB-2010 19:51
Client ID:
Sample Info: 1248,,1,4
Column phase: restek pest clpI

Instrument: a2hp13.i
Operator:
Column diameter: 0.53

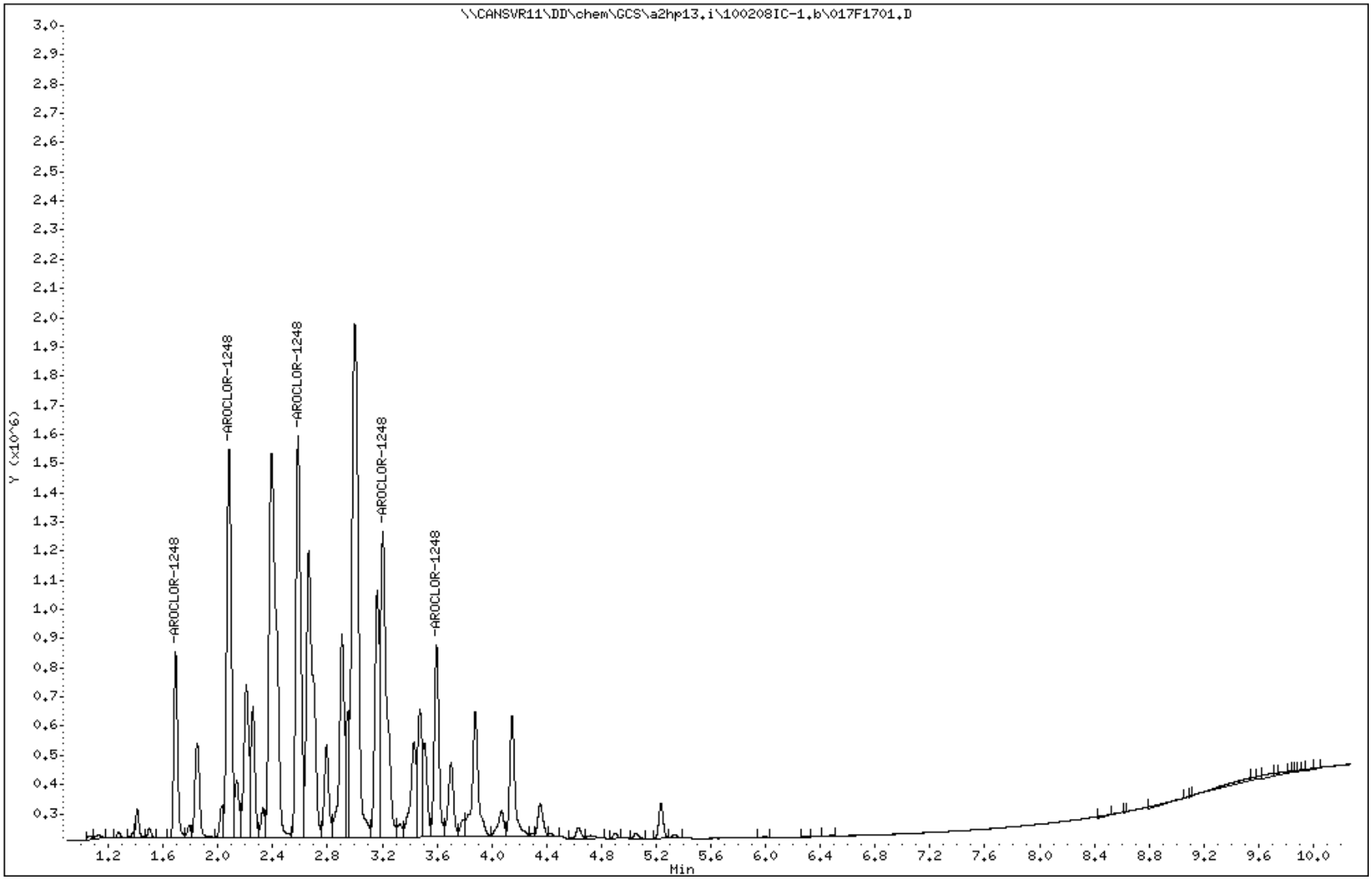

TestAmerica North Canton

PCB 8082/608

Data file : \\CANSVR11\DD\chem\GCS\a2hp13.i\100208IC-1.b\018F1801.D
Lab Smp Id: 1248
Inj Date : 08-FEB-2010 20:07
Operator : Inst ID: a2hp13.i
Smp Info : 1248,,1,5
Misc Info : 3-AR1248.SUB
Comment :
Method : \\CANSVR11\DD\chem\GCS\a2hp13.i\100208IC-1.b\PCB13.m
Meth Date : 09-Feb-2010 07:25 hassl Quant Type: ESTD
Cal Date : 09-FEB-2010 02:07 Cal File: 042F4201.D
Als bottle: 18 Calibration Sample, Level: 5
Dil Factor: 1.00000
Integrator: Falcon Compound Sublist: 3-AR1248.SUB
Target Version: 4.14 Sample Matrix: None
Processing Host: CANPMSV21

				AMOUNTS			
				CAL-AMT	ON-COL		
RT	EXP RT	DLT RT	RESPONSE	(ng)	(ng)	TARGET RANGE	RATIO
6 AROCLOR-1248					CAS #: 12672-29-6		
1.692	1.689	0.003	1169565	1.00000	0.9026	75.00- 125.00	100.00
2.081	2.081	0.000	2569180	1.00000	0.9504	156.55- 260.91	219.67
2.585	2.583	0.002	2628508	1.00000	0.9380	162.02- 270.04	224.74
3.204	3.202	0.002	2089068	1.00000	0.9678	123.26- 205.43	178.62
3.595	3.595	0.000	1353246	1.00000	0.9811	77.67- 129.46	115.71
		Average of Peak Amounts =			0.94798		

1286

Data File: \\CANSVR11\DD\chem\GCS\a2hp13.i\100208IC-1.b\018F1801.D
Date : 08-FEB-2010 20:07
Client ID:
Sample Info: 1248,,1,5

Instrument: a2hp13.i
Operator:
Column phase: restek pest clpI
Column diameter: 0.53

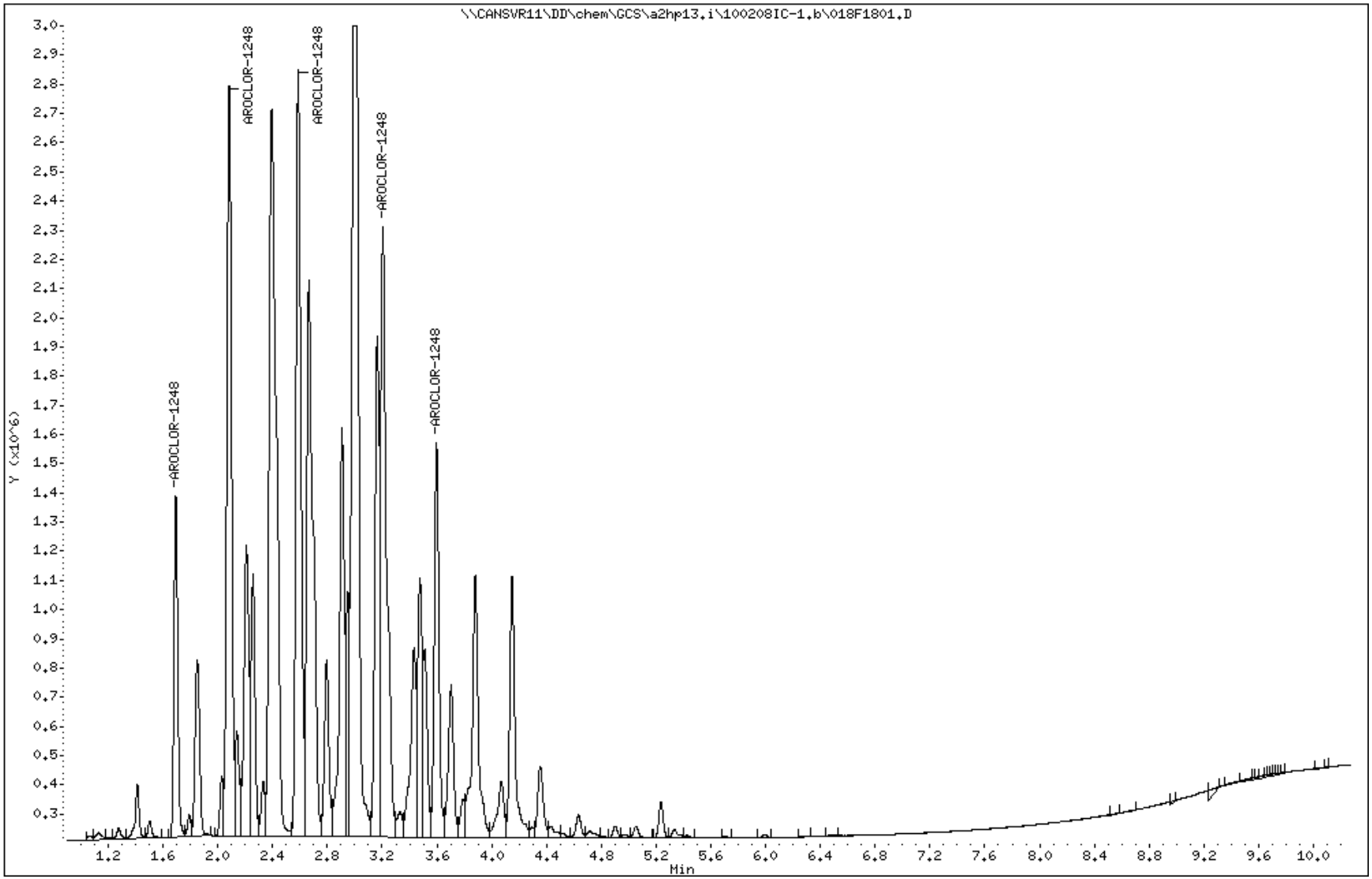

North Canton

TestAmerica North Canton

PCB 8082/608

Data file : \\CANSVR11\DD\chem\GCS\a2hp13.i\100208IC-1.b\019F1901.D
Lab Smp Id: 1248
Inj Date : 08-FEB-2010 20:22
Operator : Inst ID: a2hp13.i
Smp Info : 1248,,1,6
Misc Info : 3-AR1248.SUB
Comment :
Method : \\CANSVR11\DD\chem\GCS\a2hp13.i\100208IC-1.b\PCB13.m
Meth Date : 09-Feb-2010 07:25 hassl Quant Type: ESTD
Cal Date : 09-FEB-2010 02:22 Cal File: 043F4301.D
Als bottle: 19 Calibration Sample, Level: 6
Dil Factor: 1.00000
Integrator: Falcon Compound Sublist: 3-AR1248.SUB
Target Version: 4.14 Sample Matrix: None
Processing Host: CANPMSV21

				AMOUNTS			
				CAL-AMT	ON-COL		
RT	EXP RT	DLT RT	RESPONSE	(ng)	(ng)	TARGET RANGE	RATIO
6 AROCLOR-1248					CAS #: 12672-29-6		
1.689	1.689	0.000	2172800	2.00000	1.677	75.00- 125.00	100.00
2.081	2.081	0.000	4738942	2.00000	1.753	156.55- 260.91	218.10
2.583	2.583	0.000	4733633	2.00000	1.689	162.02- 270.04	217.86
3.202	3.202	0.000	3836733	2.00000	1.777	123.26- 205.43	176.58
3.595	3.595	0.000	2491009	2.00000	1.806	77.67- 129.46	114.65
		Average of Peak Amounts =			1.74040		

Data File: \\CANSVR11\DD\chem\GCS\a2hp13.i\100208IC-1.b\019F1901.D
Date : 08-FEB-2010 20:22
Client ID:
Sample Info: 1248,,1,6

Instrument: a2hp13.i
Operator:
Column phase: restek pest clpI
Column diameter: 0.53

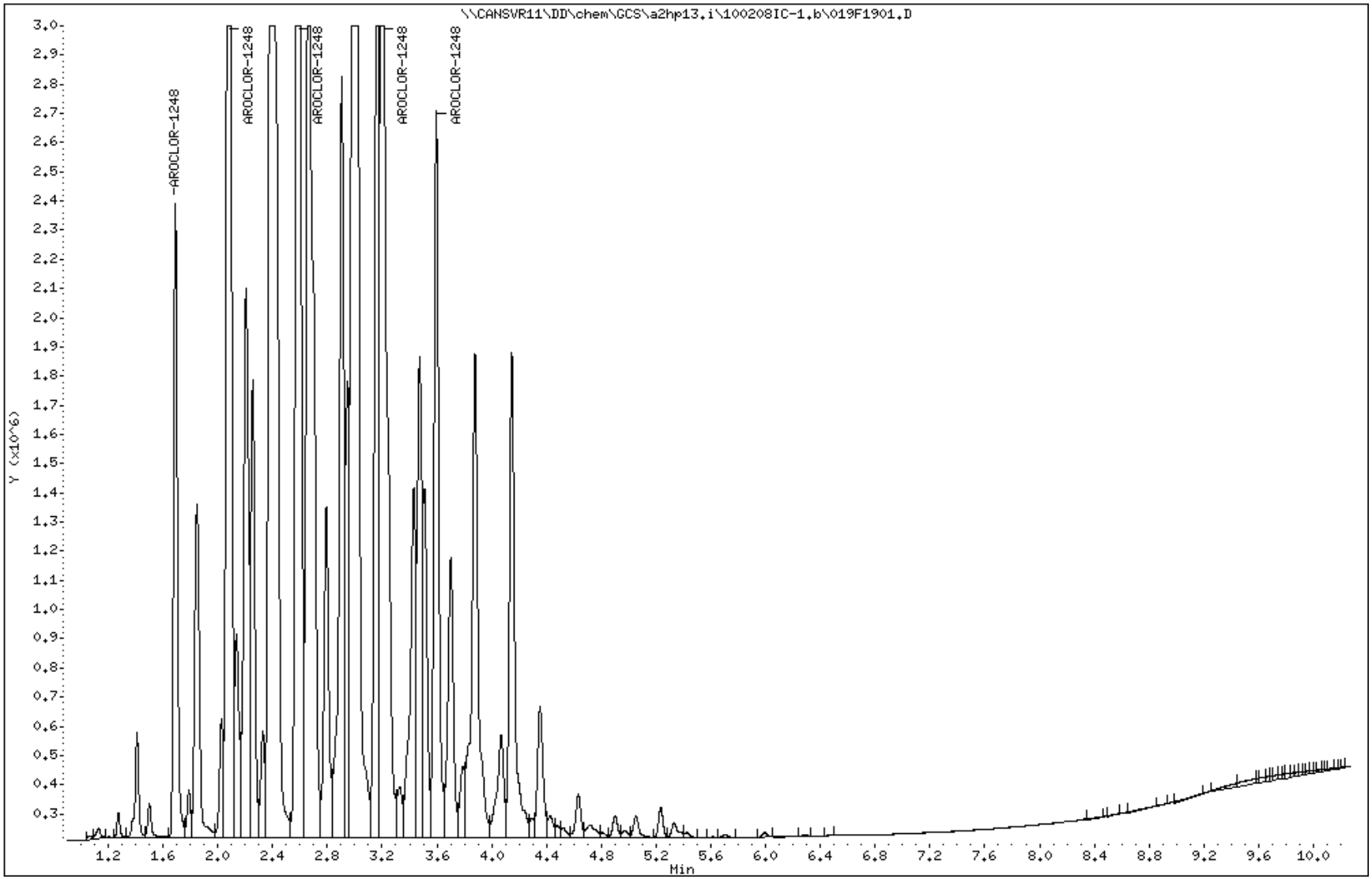

TestAmerica North Canton

PCB 8082/608

Data file : \\CANSVR11\DD\chem\GCS\a2hp13.i\100208IC-1.b\020F2001.D
Lab Smp Id: 1254
Inj Date : 08-FEB-2010 20:36
Operator : Inst ID: a2hp13.i
Smp Info : 1254,,1,1
Misc Info : 9-AR2154.SUB
Comment :
Method : \\CANSVR11\DD\chem\GCS\a2hp13.i\100208IC-1.b\PCB13.m
Meth Date : 09-Feb-2010 07:25 hassl Quant Type: ESTD
Cal Date : 09-FEB-2010 01:06 Cal File: 038F3801.D
Als bottle: 20 Calibration Sample, Level: 1
Dil Factor: 1.00000
Integrator: Falcon Compound Sublist: 9-AR2154.SUB
Target Version: 4.14 Sample Matrix: None
Processing Host: CANPMSV21

				AMOUNTS			
				CAL-AMT	ON-COL		
RT	EXP RT	DLT RT	RESPONSE	(ng)	(ng)	TARGET RANGE	RATIO
7 AROCLOR-1254					CAS #: 11097-69-1		
2.948	2.951	-0.003	135822	0.05000	0.05856	75.00- 125.00	100.00
3.211	3.213	-0.002	178586	0.05000	0.05870	98.18- 163.63	131.49
3.595	3.597	-0.002	231015	0.05000	0.05659	132.08- 220.13	170.09
3.880	3.881	-0.001	156155	0.05000	0.05541	89.69- 149.48	114.97
4.352	4.354	-0.002	186311	0.05000	0.05506	107.68- 179.46	137.17
		Average of Peak Amounts =			0.05686		
2 AROCLOR-1221					CAS #: 11104-28-2		
1.274	1.276	-0.002	65347	0.05000	0.05316	75.00- 125.00	100.00
1.380	1.391	-0.011	42412	0.05000	0.05299	49.63- 82.71	64.90
1.410	1.412	-0.002	145084	0.05000	0.05276	164.10- 273.51	222.02
		Average of Peak Amounts =			0.05297		

Data File: \\CANSVR11\DD\chem\GCS\a2hp13.i\100208IC-1.b\020F2001.D
Date : 08-FEB-2010 20:36
Client ID:
Sample Info: 1254,,1,1
Column phase: restek pest clpI

Instrument: a2hp13.i
Operator:
Column diameter: 0.53

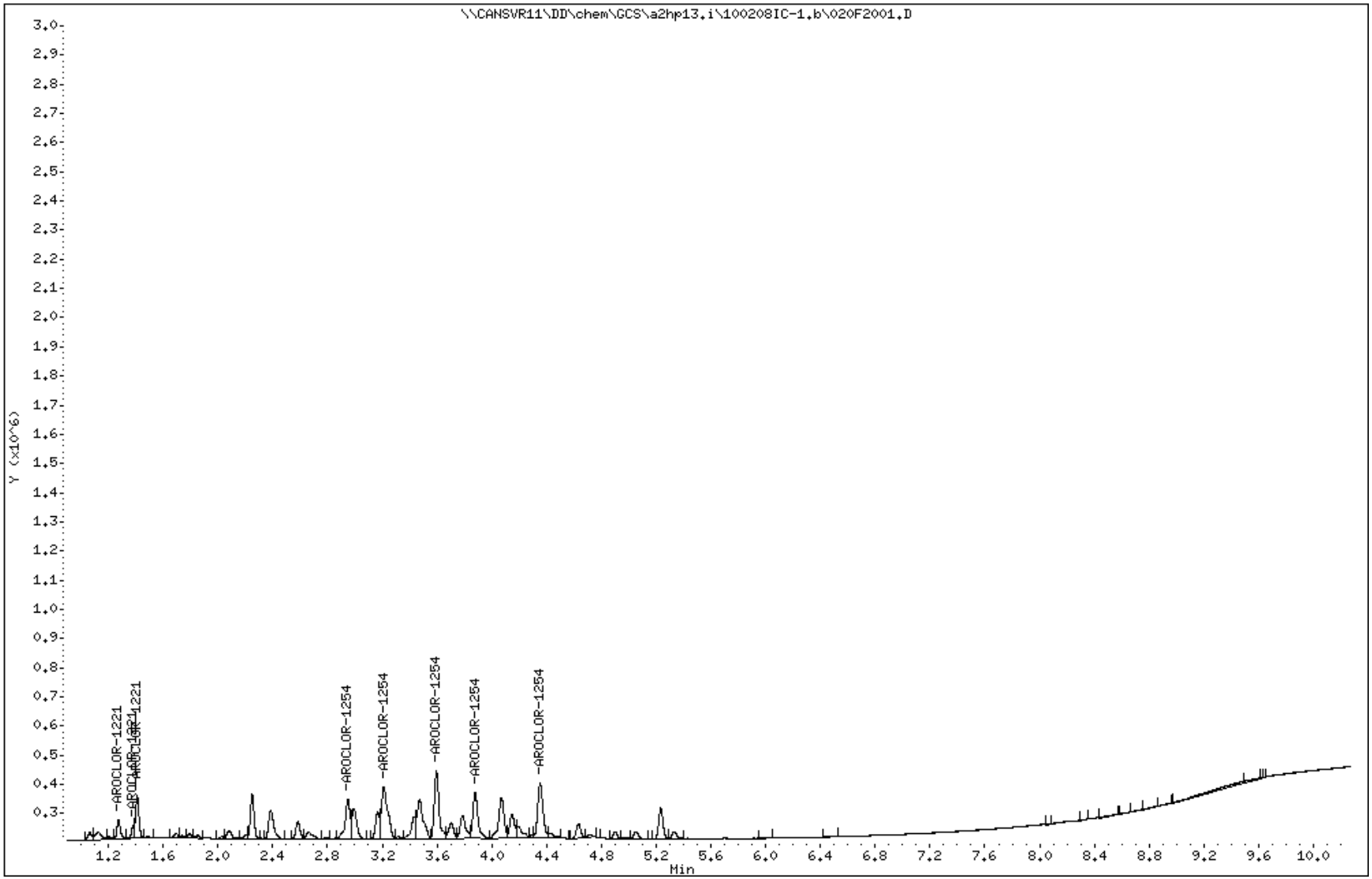

TestAmerica North Canton

PCB 8082/608

Data file : \\CANSVR11\DD\chem\GCS\a2hp13.i\100208IC-1.b\021F2101.D
Lab Smp Id: 1254
Inj Date : 08-FEB-2010 20:52
Operator : Inst ID: a2hp13.i
Smp Info : 1254,,1,2
Misc Info : 9-AR2154.SUB
Comment :
Method : \\CANSVR11\DD\chem\GCS\a2hp13.i\100208IC-1.b\PCB13.m
Meth Date : 09-Feb-2010 07:25 hassl Quant Type: ESTD
Cal Date : 09-FEB-2010 01:21 Cal File: 039F3901.D
Als bottle: 21 Calibration Sample, Level: 2
Dil Factor: 1.00000
Integrator: Falcon Compound Sublist: 9-AR2154.SUB
Target Version: 4.14 Sample Matrix: None
Processing Host: CANPMSV21

				AMOUNTS			
				CAL-AMT	ON-COL		
RT	EXP RT	DLT RT	RESPONSE	(ng)	(ng)	TARGET RANGE	RATIO
7 AROCLOR-1254					CAS #: 11097-69-1		
2.949	2.951	-0.002	252847	0.10000	0.1090	75.00- 125.00	100.00
3.211	3.213	-0.002	332623	0.10000	0.1093	98.18- 163.63	131.55
3.596	3.597	-0.001	437608	0.10000	0.1072	132.08- 220.13	173.07
3.880	3.881	-0.001	306740	0.10000	0.1088	89.69- 149.48	121.31
4.353	4.354	-0.001	367484	0.10000	0.1086	107.68- 179.46	145.34
		Average of Peak Amounts =			0.10858		
2 AROCLOR-1221					CAS #: 11104-28-2		
1.274	1.276	-0.002	126128	0.10000	0.1026	75.00- 125.00	100.00
1.382	1.391	-0.009	79401	0.10000	0.09921	49.63- 82.71	62.95
1.411	1.412	-0.001	286292	0.10000	0.1041	164.10- 273.51	226.99
		Average of Peak Amounts =			0.10197		

Data File: \\CANSVR11\DD\chem\GCS\a2hp13.i\100208IC-1.b\021F2101.D
Date : 08-FEB-2010 20:52
Client ID:
Sample Info: 1254,,1,2
Column phase: restek pest clpI

Instrument: a2hp13.i
Operator:
Column diameter: 0.53

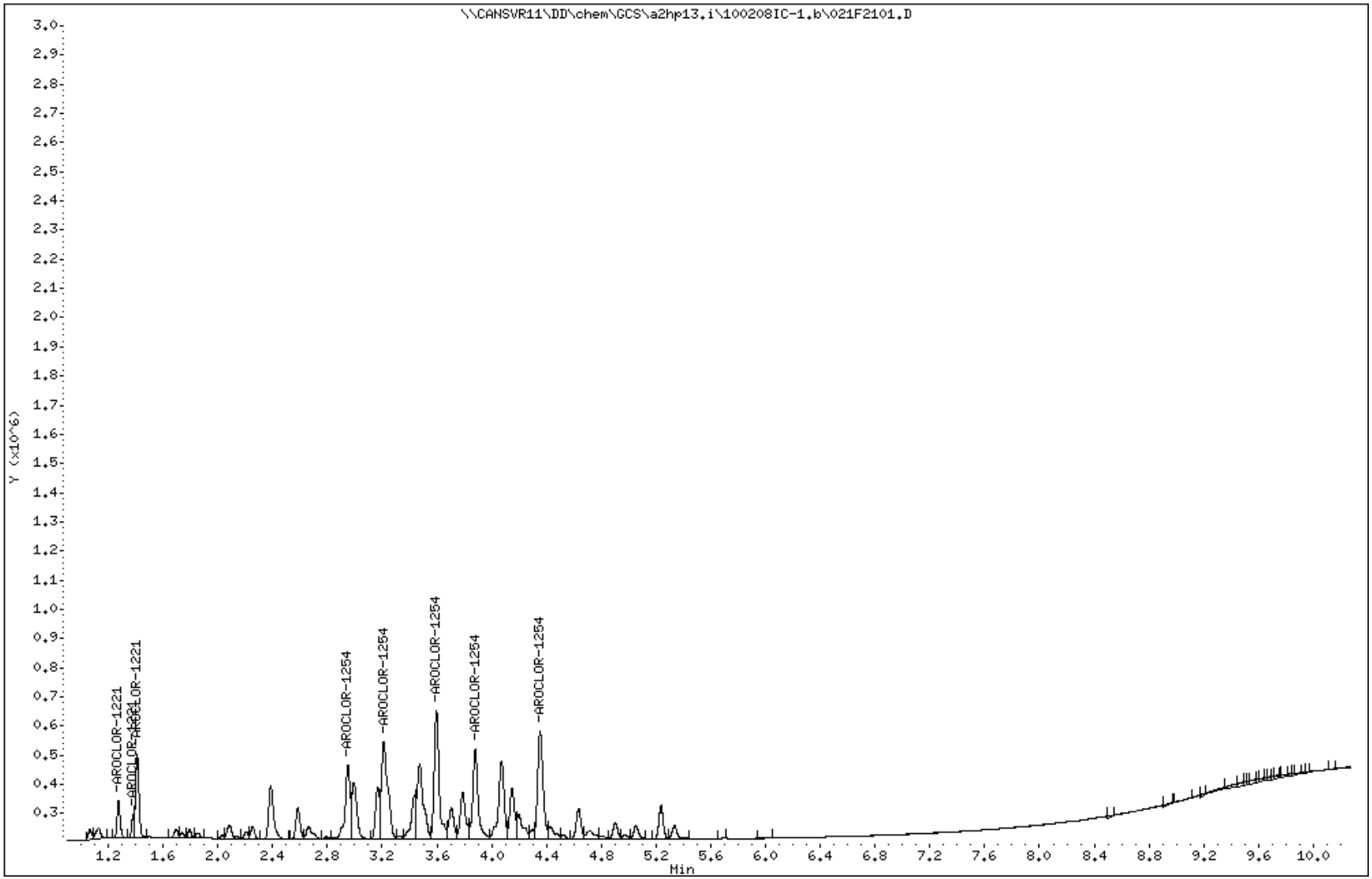

TestAmerica North Canton

PCB 8082/608

Data file : \\CANSVR11\DD\chem\GCS\a2hp13.i\100208IC-1.b\022F2201.D
Lab Smp Id: 1254
Inj Date : 08-FEB-2010 21:07
Operator : Inst ID: a2hp13.i
Smp Info : 1254,,1,3
Misc Info : 9-AR2154.SUB
Comment :
Method : \\CANSVR11\DD\chem\GCS\a2hp13.i\100208IC-1.b\PCB13.m
Meth Date : 09-Feb-2010 07:25 hassl Quant Type: ESTD
Cal Date : 09-FEB-2010 01:37 Cal File: 040F4001.D
Als bottle: 22 Calibration Sample, Level: 3
Dil Factor: 1.00000
Integrator: Falcon Compound Sublist: 9-AR2154.SUB
Target Version: 4.14 Sample Matrix: None
Processing Host: CANPMSV21

				AMOUNTS			
				CAL-AMT	ON-COL		
RT	EXP RT	DLT RT	RESPONSE	(ng)	(ng)	TARGET RANGE	RATIO
7 AROCLOR-1254					CAS #: 11097-69-1		
2.949	2.951	-0.002	466592	0.20000	0.2012	75.00- 125.00	100.00
3.211	3.213	-0.002	612539	0.20000	0.2013	98.18- 163.63	131.28
3.595	3.597	-0.002	819107	0.20000	0.2007	132.08- 220.13	175.55
3.879	3.881	-0.002	570418	0.20000	0.2024	89.69- 149.48	122.25
4.353	4.354	-0.001	694495	0.20000	0.2052	107.68- 179.46	148.84
	Average of Peak Amounts =				0.20216		
2 AROCLOR-1221					CAS #: 11104-28-2		
1.274	1.276	-0.002	235833	0.20000	0.1918	75.00- 125.00	100.00
1.381	1.391	-0.010	156993	0.20000	0.1962	49.63- 82.71	66.57
1.410	1.412	-0.002	534783	0.20000	0.1945	164.10- 273.51	226.76
	Average of Peak Amounts =				0.19417		

Data File: \\CANSVR11\DD\chem\GCS\a2hp13.i\100208IC-1.b\022F2201.D
Date : 08-FEB-2010 21:07
Client ID:
Sample Info: 1254,,1,3
Column phase: restek pest clpI

Instrument: a2hp13.i
Operator:
Column diameter: 0.53

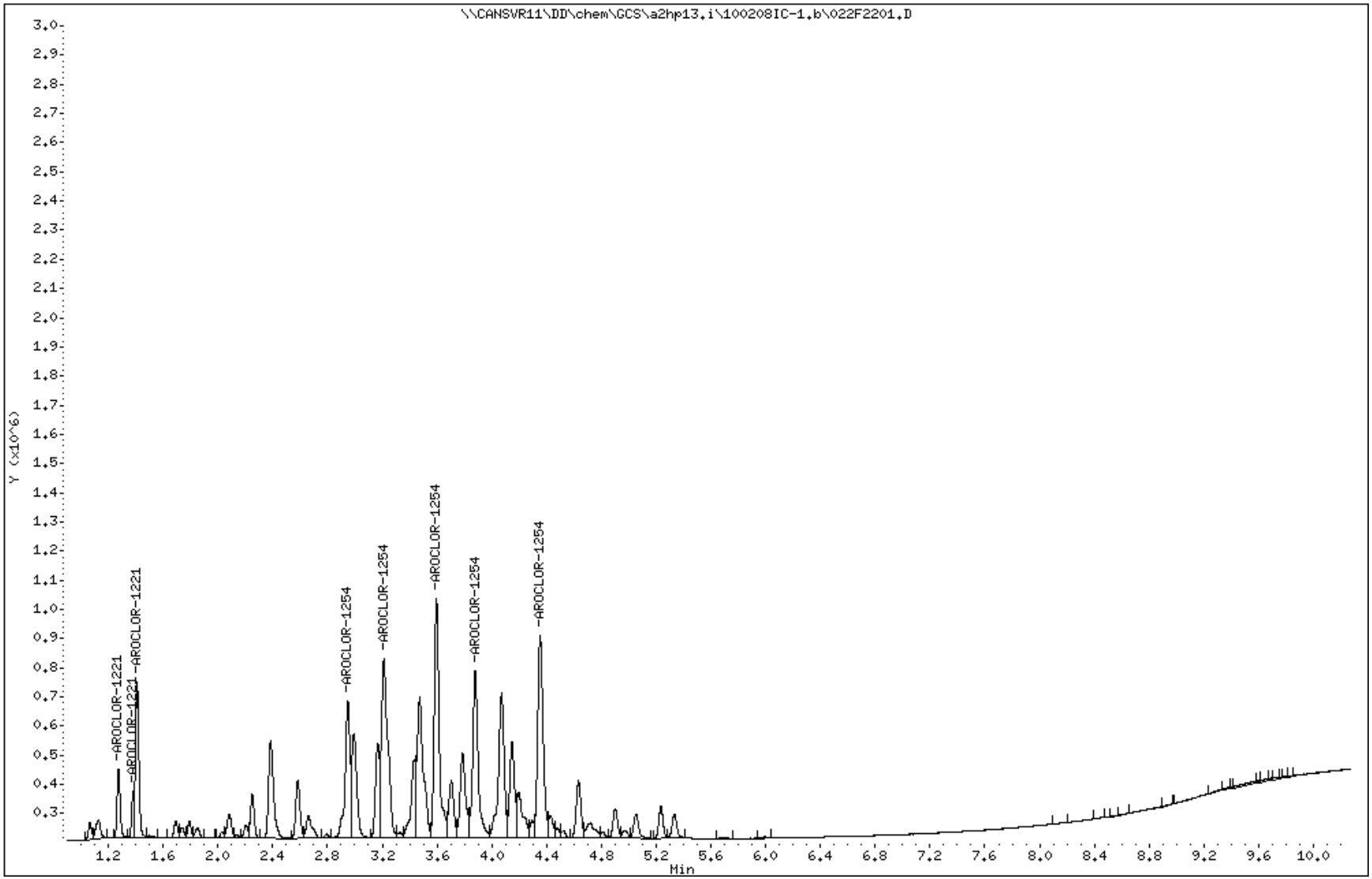

TestAmerica North Canton

PCB 8082/608

Data file : \\CANSVR11\DD\chem\GCS\a2hp13.i\100208IC-1.b\023F2301.D
Lab Smp Id: 1254
Inj Date : 08-FEB-2010 21:21
Operator : Inst ID: a2hp13.i
Smp Info : 1254,,1,4
Misc Info : 9-AR2154.SUB
Comment :
Method : \\CANSVR11\DD\chem\GCS\a2hp13.i\100208IC-1.b\PCB13.m
Meth Date : 09-Feb-2010 07:25 hassl Quant Type: ESTD
Cal Date : 09-FEB-2010 01:52 Cal File: 041F4101.D
Als bottle: 23 Calibration Sample, Level: 4
Dil Factor: 1.00000
Integrator: Falcon Compound Sublist: 9-AR2154.SUB
Target Version: 4.14 Sample Matrix: None
Processing Host: CANPMSV21

				AMOUNTS			
				CAL-AMT	ON-COL		
RT	EXP RT	DLT RT	RESPONSE	(ng)	(ng)	TARGET RANGE	RATIO
7 AROCLOR-1254					CAS #: 11097-69-1		
2.949	2.951	-0.002	1100653	0.50000	0.4746	75.00- 125.00	100.00
3.211	3.213	-0.002	1440822	0.50000	0.4736	98.18- 163.63	130.91
3.596	3.597	-0.001	1938328	0.50000	0.4748	132.08- 220.13	176.11
3.880	3.881	-0.001	1316213	0.50000	0.4671	89.69- 149.48	119.58
4.353	4.354	-0.001	1580187	0.50000	0.4670	107.68- 179.46	143.57
		Average of Peak Amounts =			0.47142		
2 AROCLOR-1221					CAS #: 11104-28-2		
1.274	1.276	-0.002	584948	0.50000	0.4758	75.00- 125.00	100.00
1.381	1.391	-0.010	387055	0.50000	0.4836	49.63- 82.71	66.17
1.410	1.412	-0.002	1279897	0.50000	0.4655	164.10- 273.51	218.81
		Average of Peak Amounts =			0.47497		

Data File: \\CANSVR11\DD\chem\GCS\a2hp13.i\100208IC-1.b\023F2301.D
Date : 08-FEB-2010 21:21
Client ID:
Sample Info: 1254,,1,4

Instrument: a2hp13.i
Operator:
Column phase: restek pest clpI
Column diameter: 0.53

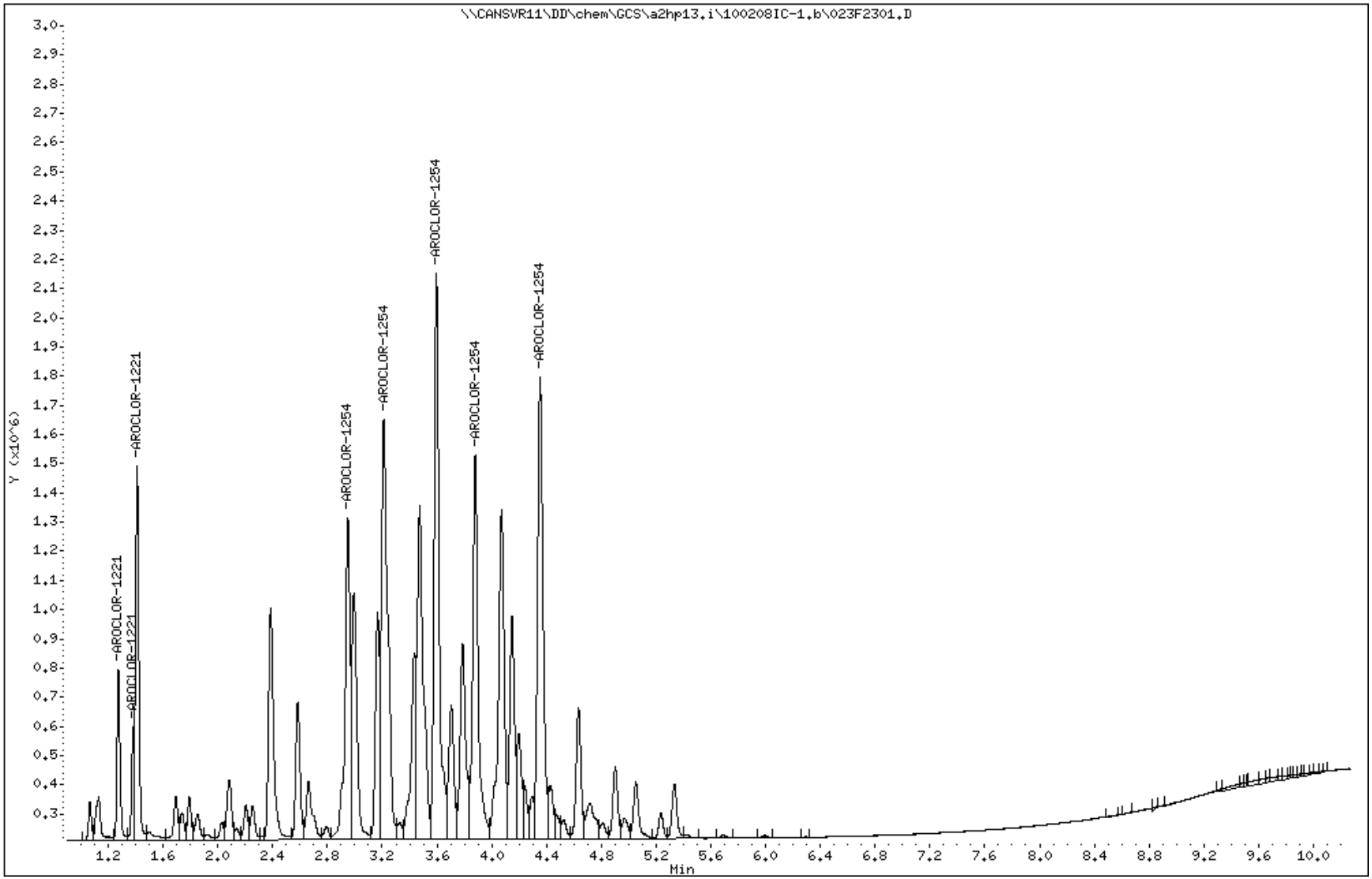

TestAmerica North Canton

PCB 8082/608

Data file : \\CANSVR11\DD\chem\GCS\a2hp13.i\100208IC-1.b\024F2401.D
Lab Smp Id: 1254
Inj Date : 08-FEB-2010 21:36
Operator : Inst ID: a2hp13.i
Smp Info : 1254,,1,5
Misc Info : 9-AR2154.SUB
Comment :
Method : \\CANSVR11\DD\chem\GCS\a2hp13.i\100208IC-1.b\PCB13.m
Meth Date : 09-Feb-2010 07:25 hassl Quant Type: ESTD
Cal Date : 09-FEB-2010 02:07 Cal File: 042F4201.D
Als bottle: 24 Calibration Sample, Level: 5
Dil Factor: 1.00000
Integrator: Falcon Compound Sublist: 9-AR2154.SUB
Target Version: 4.14 Sample Matrix: None
Processing Host: CANPMSV21

				AMOUNTS			
				CAL-AMT	ON-COL		
RT	EXP RT	DLT RT	RESPONSE	(ng)	(ng)	TARGET RANGE	RATIO
7 AROCLOR-1254					CAS #: 11097-69-1		
2.949	2.951	-0.002	2139507	1.00000	0.9225	75.00- 125.00	100.00
3.212	3.213	-0.001	2809567	1.00000	0.9235	98.18- 163.63	131.32
3.596	3.597	-0.001	3849058	1.00000	0.9429	132.08- 220.13	179.90
3.879	3.881	-0.002	2649791	1.00000	0.9403	89.69- 149.48	123.85
4.353	4.354	-0.001	3181404	1.00000	0.9402	107.68- 179.46	148.70
		Average of Peak Amounts =			0.93388		
2 AROCLOR-1221					CAS #: 11104-28-2		
1.274	1.276	-0.002	989175	1.00000	0.8374	75.00- 125.00	100.00(M)
1.389	1.391	-0.002	668032	1.00000	0.8632	49.63- 82.71	67.53
1.411	1.412	-0.001	2174478	1.00000	0.8254	164.10- 273.51	219.83
		Average of Peak Amounts =			0.84200		

QC Flag Legend

M - Compound response manually integrated.

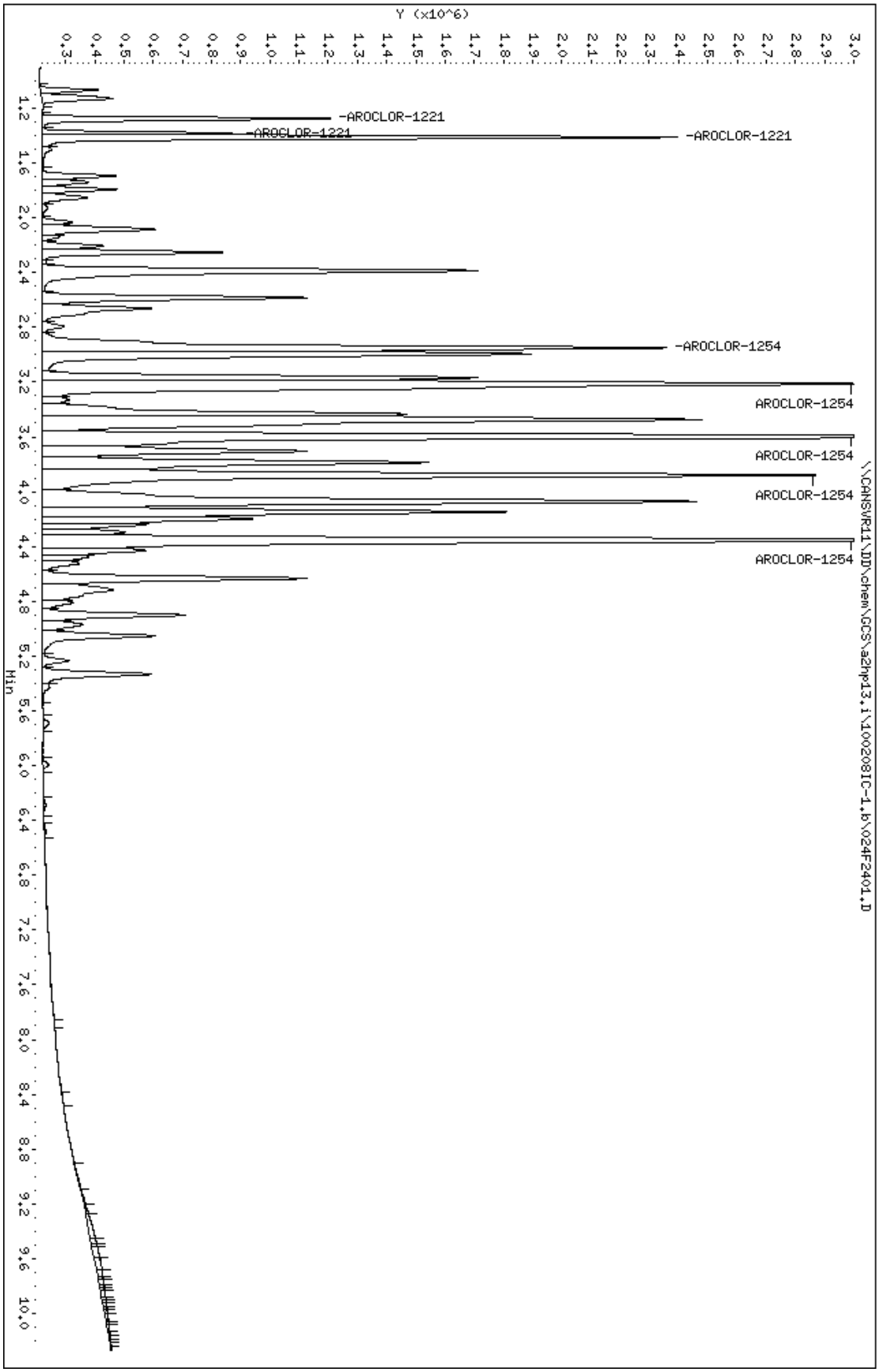
Data File: \\CANSVR11\DD\chem\GCS\a2hp13.i\100208IC-1.b\024F2401.D
Date : 08-FEB-2010 21:36
Client ID:
Sample Info: 1254,,1.5
Column phase: restek pest clpI
Instrument: a2hp13.i
Operator:
Column diameter: 0.53
Y (x10^6)
-AROCLOR-1221
-AROCLOR-1221
-AROCLOR-1221
-AROCLOR-1254
AROCLOR-1254
AROCLOR-1254
AROCLOR-1254
AROCLOR-1254
\\CANSVR11\DD\chem\GCS\a2hp13.i\100208IC-1.b\024F2401.D
Min

Data File Name: 024F2401.D
Inj. Date and Time: 08-FEB-2010 21:36
Instrument ID: a2hp13.i
Client ID:
Compound Name: AROCLOR-1221
CAS #: 11104-28-2
Report Date: 02/09/2010

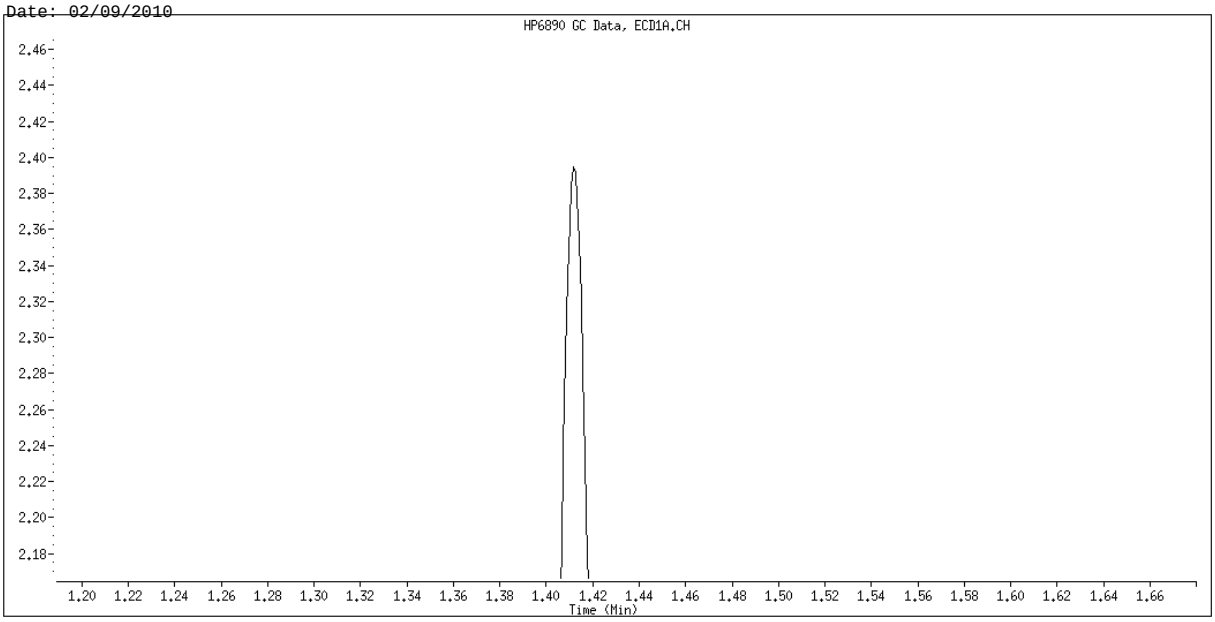

Original Integration

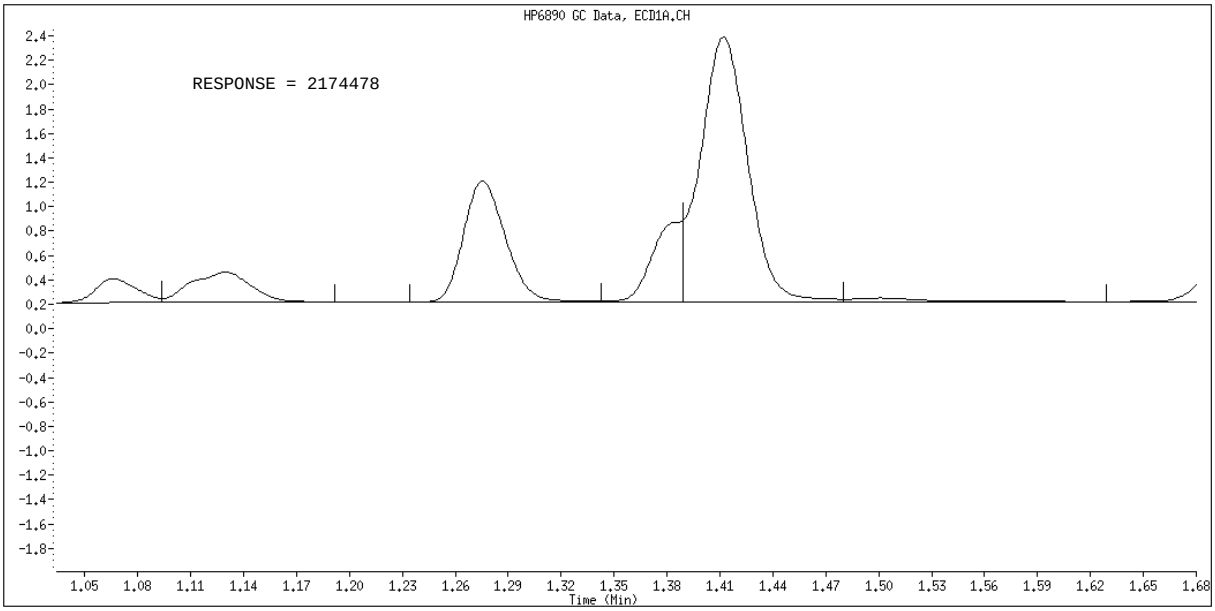

Manual Integration

Manually Integrated By: hassl
Manual Integration Reason: Analyte not Identified by the Data System

TestAmerica North Canton

PCB 8082/608

Data file : \\CANSVR11\DD\chem\GCS\a2hp13.i\100208IC-1.b\025F2501.D
Lab Smp Id: 1254
Inj Date : 08-FEB-2010 21:52
Operator : Inst ID: a2hp13.i
Smp Info : 1254,,1,6
Misc Info : 9-AR2154.SUB
Comment :
Method : \\CANSVR11\DD\chem\GCS\a2hp13.i\100208IC-1.b\PCB13.m
Meth Date : 09-Feb-2010 07:25 hassl Quant Type: ESTD
Cal Date : 09-FEB-2010 02:22 Cal File: 043F4301.D
Als bottle: 25 Calibration Sample, Level: 6
Dil Factor: 1.00000
Integrator: Falcon Compound Sublist: 9-AR2154.SUB
Target Version: 4.14 Sample Matrix: None
Processing Host: CANPMSV21

				AMOUNTS			
				CAL-AMT	ON-COL		
RT	EXP RT	DLT RT	RESPONSE	(ng)	(ng)	TARGET RANGE	RATIO
7 AROCLOR-1254					CAS #: 11097-69-1		
2.951	2.951	0.000	3993114	2.00000	1.722	75.00- 125.00	100.00
3.213	3.213	0.000	5202748	2.00000	1.710	98.18- 163.63	130.29
3.597	3.597	0.000	7349171	2.00000	1.800	132.08- 220.13	184.05
3.881	3.881	0.000	5165624	2.00000	1.833	89.69- 149.48	129.36
4.354	4.354	0.000	6173201	2.00000	1.824	107.68- 179.46	154.60
Average of Peak Amounts =					1.77780		
2 AROCLOR-1221					CAS #: 11104-28-2		
1.276	1.276	0.000	1819592	2.00000	1.602	75.00- 125.00	100.00(M)
1.391	1.391	0.000	1279813	2.00000	1.703	49.63- 82.71	70.34
1.412	1.412	0.000	3890421	2.00000	1.544	164.10- 273.51	213.81
Average of Peak Amounts =					1.61633		

QC Flag Legend

M - Compound response manually integrated.

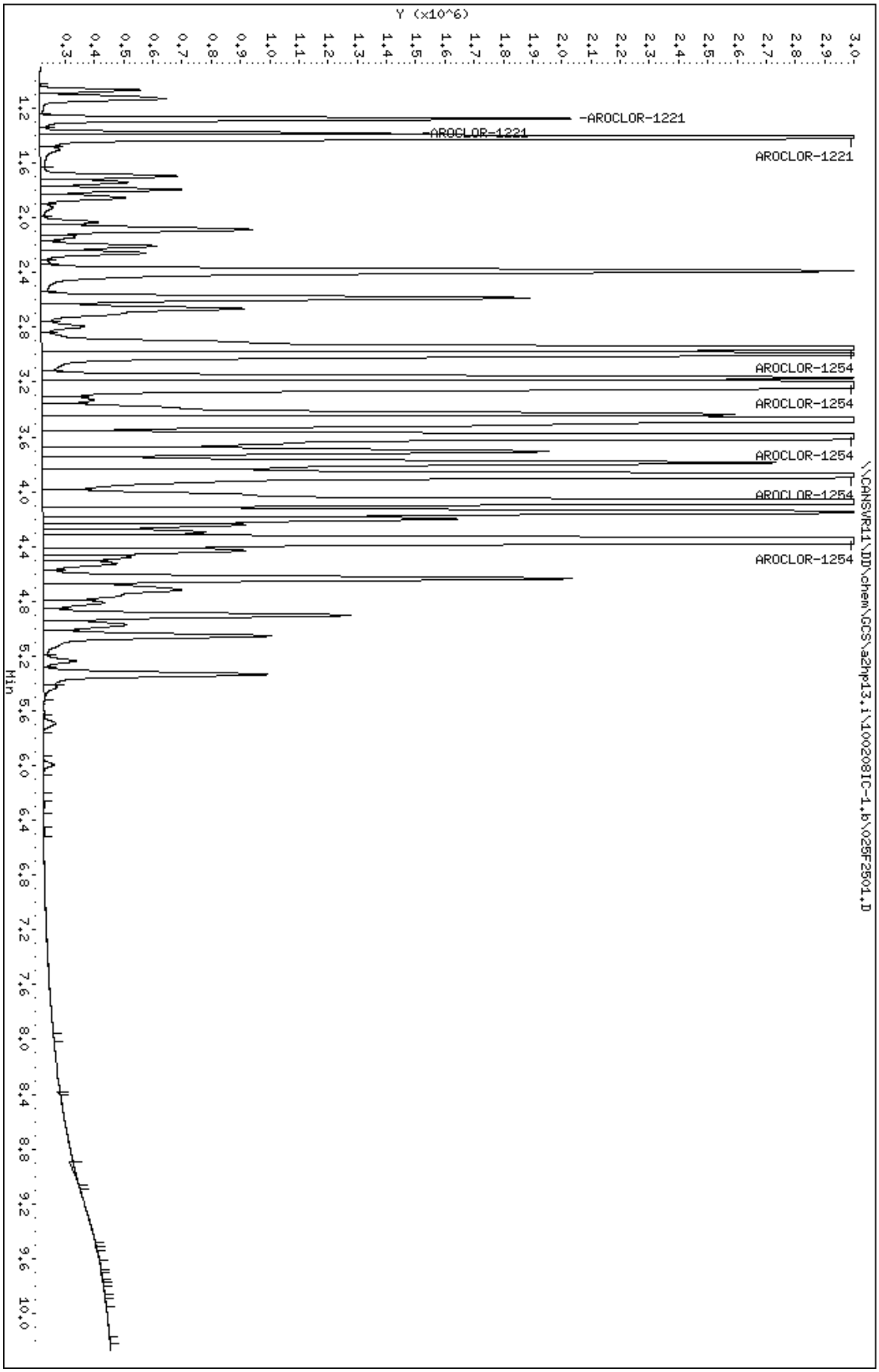
Data File: \\CANSVR11\DD\chem\GCS\a2hp13.i\100208IC-1.b\025F2501.D
Date : 08-FEB-2010 21:52
Client ID:
Sample Info: 1254,,1.6
Column phase: restek pest clpI
Instrument: a2hp13.i
Operator:
Column diameter: 0.53
Y (x10^6)
-AROCLOR-1221
AROCLOR-1221
AROCLOR-1254
AROCLOR-1254
AROCLOR-1254
AROCLOR-1254
AROCLOR-1254
\\CANSVR11\DD\chem\GCS\a2hp13.i\100208IC-1.b\025F2501.D
Min

Data File Name: 025F2501.D
Inj. Date and Time: 08-FEB-2010 21:52
Instrument ID: a2hp13.i
Client ID:
Compound Name: AROCLOR-1221
CAS #: 11104-28-2
Report Date: 02/09/2010

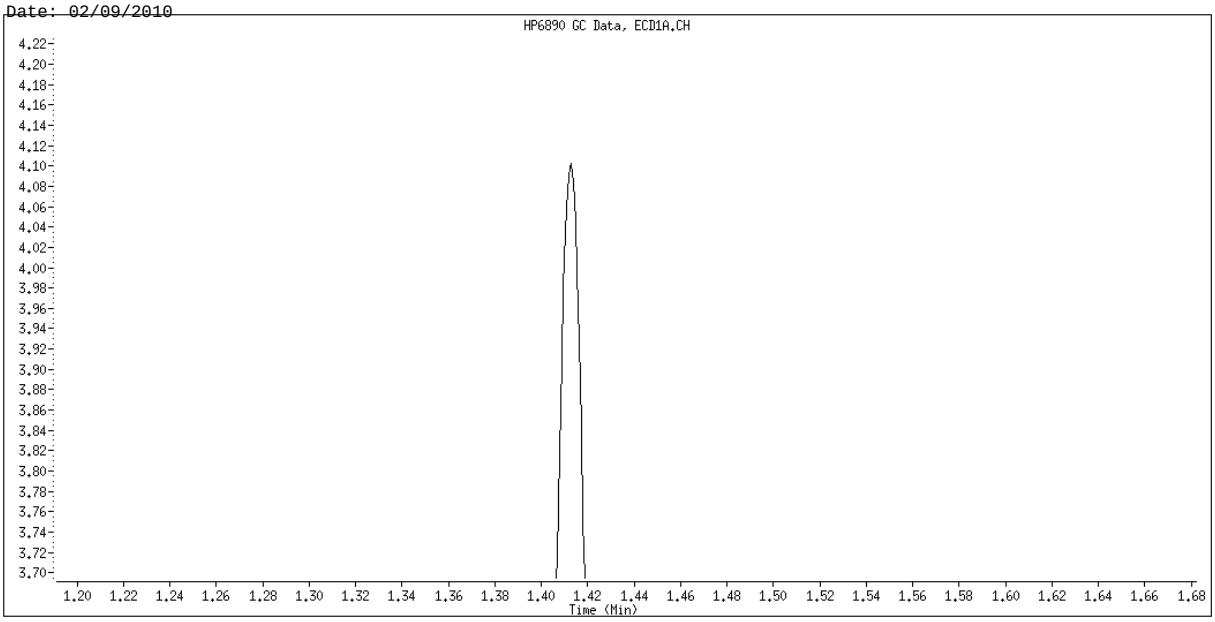

Original Integration

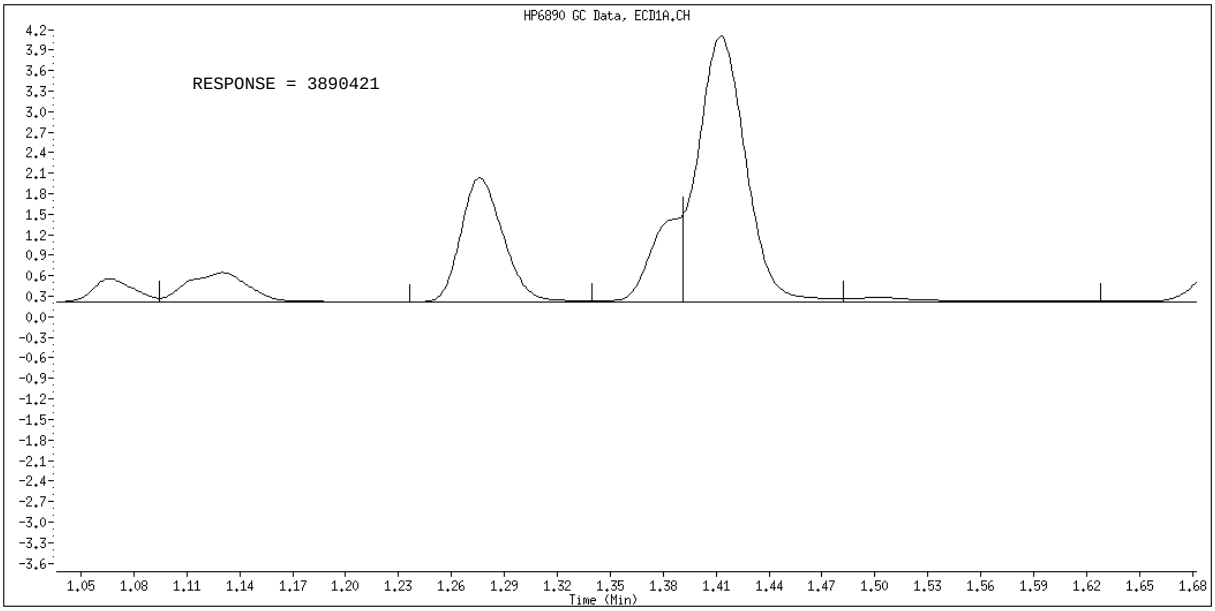

Manual Integration

Manually Integrated By: hassl
Manual Integration Reason: Analyte not Identified by the Data System

TestAmerica North Canton

PCB 8082/608

Data file : \\CANSVR11\DD\chem\GCS\a2hp13.i\100208IC-1.b\026F2601.D
Lab Smp Id: 1660
Inj Date : 08-FEB-2010 22:07
Operator : Inst ID: a2hp13.i
Smp Info : 1660,,1,1
Misc Info : 12-AR1660TD.SUB
Comment :
Method : \\CANSVR11\DD\chem\GCS\a2hp13.i\100208IC-1.b\PCB13.m
Meth Date : 09-Feb-2010 07:53 hassl Quant Type: ESTD
Cal Date : 09-FEB-2010 02:07 Cal File: 042F4201.D
Als bottle: 26 Calibration Sample, Level: 1
Dil Factor: 1.00000
Integrator: Falcon Compound Sublist: 12-AR1660TD.SUB
Target Version: 4.14 Sample Matrix: None
Processing Host: CANPMSV21

				AMOUNTS			
				CAL-AMT	ON-COL		
RT	EXP RT	DLT RT	RESPONSE	(ng)	(ng)	TARGET RANGE	RATIO
$ 1 TCMX					CAS #: 877-09-8		
1.142	1.144	-0.002	370534	0.00250	0.002982		
3 AROCLOR-1016					CAS #: 12674-11-2		
1.411	1.419	-0.008	205324	0.05000	0.05773	80.00- 120.00	100.00
1.692	1.703	-0.011	351930	0.05000	0.05718	118.89- 198.15	171.40
2.084	2.095	-0.011	701292	0.05000	0.05403	250.35- 417.24	341.55
2.205	2.217	-0.012	286467	0.05000	0.05379	104.90- 174.84	139.52
2.586	2.599	-0.013	286259	0.05000	0.05398	107.74- 179.57	139.42
	Average of Peak Amounts =				0.05534		
8 AROCLOR-1260					CAS #: 11096-82-5		
3.786	3.800	-0.014	160830	0.05000	0.05328	80.00- 120.00	100.00
4.074	4.088	-0.014	223463	0.05000	0.05287	103.77- 172.95	138.94
4.353	4.366	-0.013	197363	0.05000	0.05125	95.99- 159.98	122.72
5.054	5.066	-0.012	285880	0.05000	0.04966	151.41- 252.34	177.75
5.334	5.346	-0.012	152897	0.05000	0.04986	81.94- 136.57	95.07
	Average of Peak Amounts =				0.05138		
$ 9 DCB					CAS #: 2051-24-3		
6.482	6.483	-0.001	142510	0.00250	0.002569		

Data File: \\CANSVR11\DD\chem\GCS\a2hp13.i\100208IC-1.b\026F2601.D
Date : 08-FEB-2010 22:07
Client ID:
Sample Info: 1660,,1,1

Instrument: a2hp13.i
Operator:
Column diameter: 0.53

Column phase: restek pest clpI

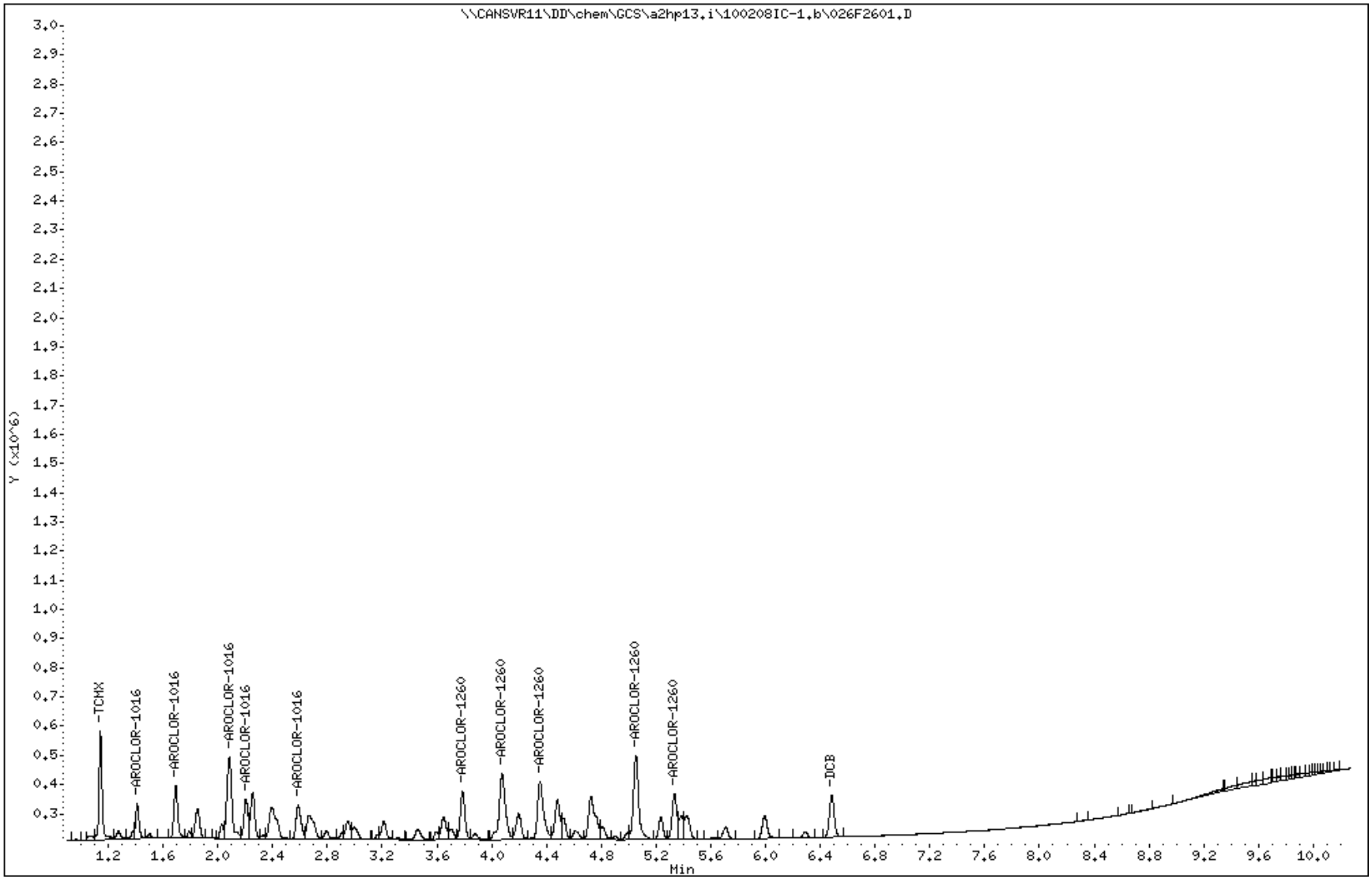

TestAmerica North Canton

PCB 8082/608

Data file : \\CANSVR11\DD\chem\GCS\a2hp13.i\100208IC-1.b\027F2701.D
Lab Smp Id: 1660
Inj Date : 08-FEB-2010 22:21
Operator : Inst ID: a2hp13.i
Smp Info : 1660,,1,2
Misc Info : 12-AR1660TD.SUB
Comment :
Method : \\CANSVR11\DD\chem\GCS\a2hp13.i\100208IC-1.b\PCB13.m
Meth Date : 09-Feb-2010 07:53 hassl Quant Type: ESTD
Cal Date : 09-FEB-2010 02:07 Cal File: 042F4201.D
Als bottle: 27 Calibration Sample, Level: 2
Dil Factor: 1.00000
Integrator: Falcon Compound Sublist: 12-AR1660TD.SUB
Target Version: 4.14 Sample Matrix: None
Processing Host: CANPMSV21

				AMOUNTS			
				CAL-AMT	ON-COL		
RT	EXP RT	DLT RT	RESPONSE	(ng)	(ng)	TARGET RANGE	RATIO
$ 1 TCMX					CAS #: 877-09-8		
1.144	1.144	0.000	613205	0.00500	0.004936		
3 AROCLOR-1016					CAS #: 12674-11-2		
1.412	1.419	-0.007	397550	0.10000	0.1118	80.00- 120.00	100.00(M)
1.694	1.703	-0.009	668730	0.10000	0.1086	118.89- 198.15	168.21
2.085	2.095	-0.010	1381552	0.10000	0.1064	250.35- 417.24	347.52
2.206	2.217	-0.011	545991	0.10000	0.1025	104.90- 174.84	137.34
2.586	2.599	-0.013	557809	0.10000	0.1052	107.74- 179.57	140.31
	Average of Peak Amounts =				0.10690		
8 AROCLOR-1260					CAS #: 11096-82-5		
3.787	3.800	-0.013	331496	0.10000	0.1098	80.00- 120.00	100.00
4.075	4.088	-0.013	463528	0.10000	0.1097	103.77- 172.95	139.83
4.353	4.366	-0.013	419169	0.10000	0.1088	95.99- 159.98	126.45
5.053	5.066	-0.013	618323	0.10000	0.1074	151.41- 252.34	186.53
5.335	5.346	-0.011	334119	0.10000	0.1090	81.94- 136.57	100.79
	Average of Peak Amounts =				0.10894		
$ 9 DCB					CAS #: 2051-24-3		
6.483	6.483	0.000	310216	0.00500	0.005592		

QC Flag Legend

M - Compound response manually integrated.

Data File: \\CANSVR11\DD\chem\GCS\a2hp13.i\100208IC-1.b\027F2701.D
Date : 08-FEB-2010 22:21
Client ID:
Sample Info: 1660,,1,2

Instrument: a2hp13.i
Operator:
Column diameter: 0.53

Column phase: restek pest clpI

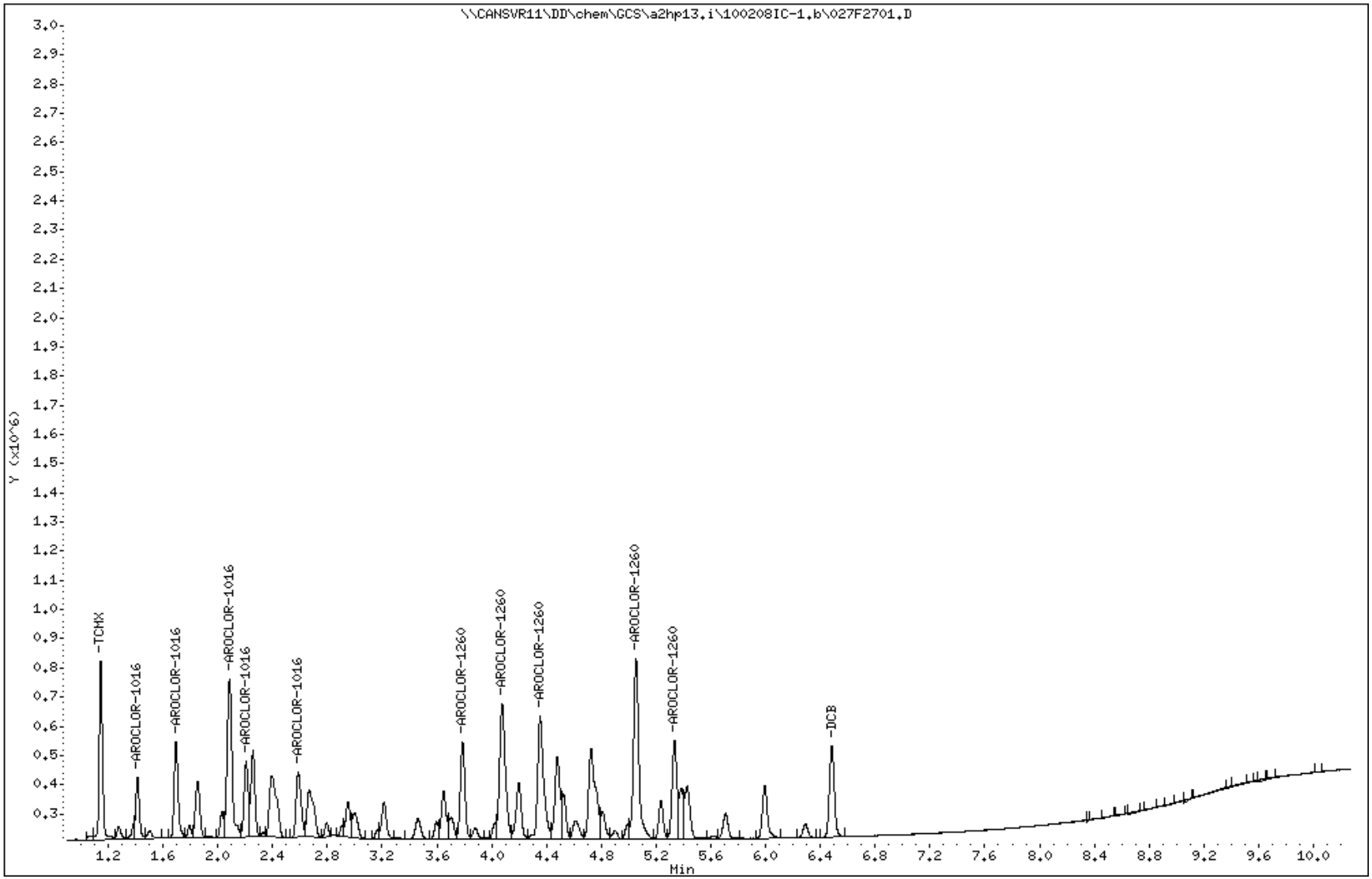

Data File Name: 027F2701.D
Inj. Date and Time: 08-FEB-2010 22:21
Instrument ID: a2hp13.i
Client ID:
Compound Name: AROCLOR-1016
CAS #: 12674-11-2
Report Date: 02/09/2010

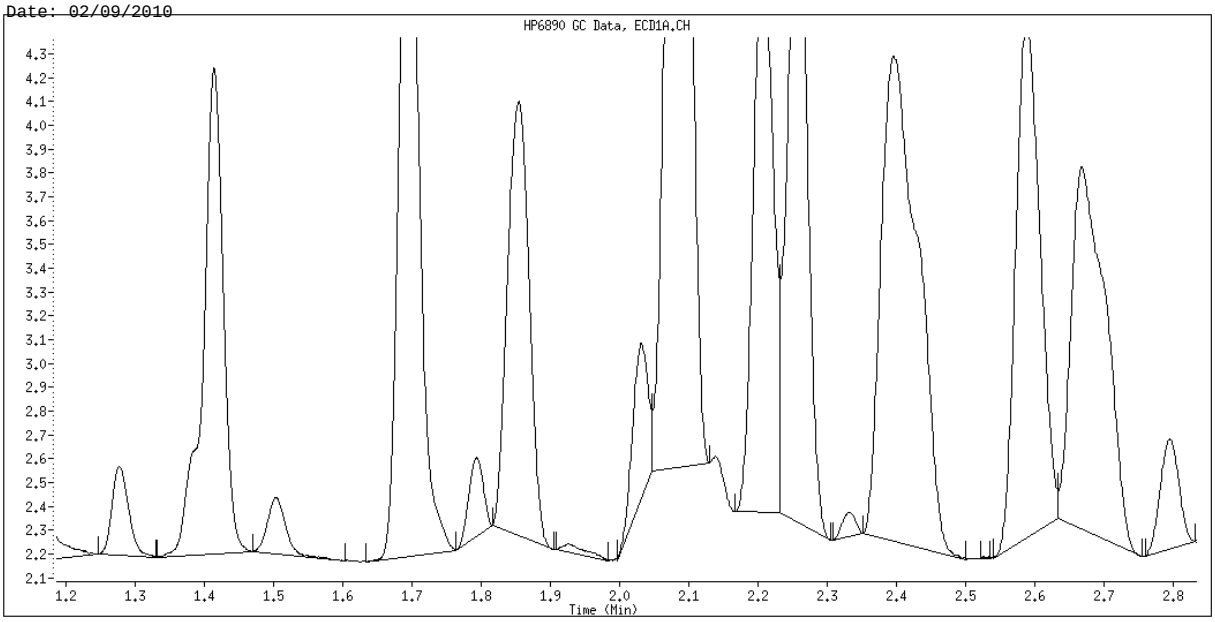

Original Integration

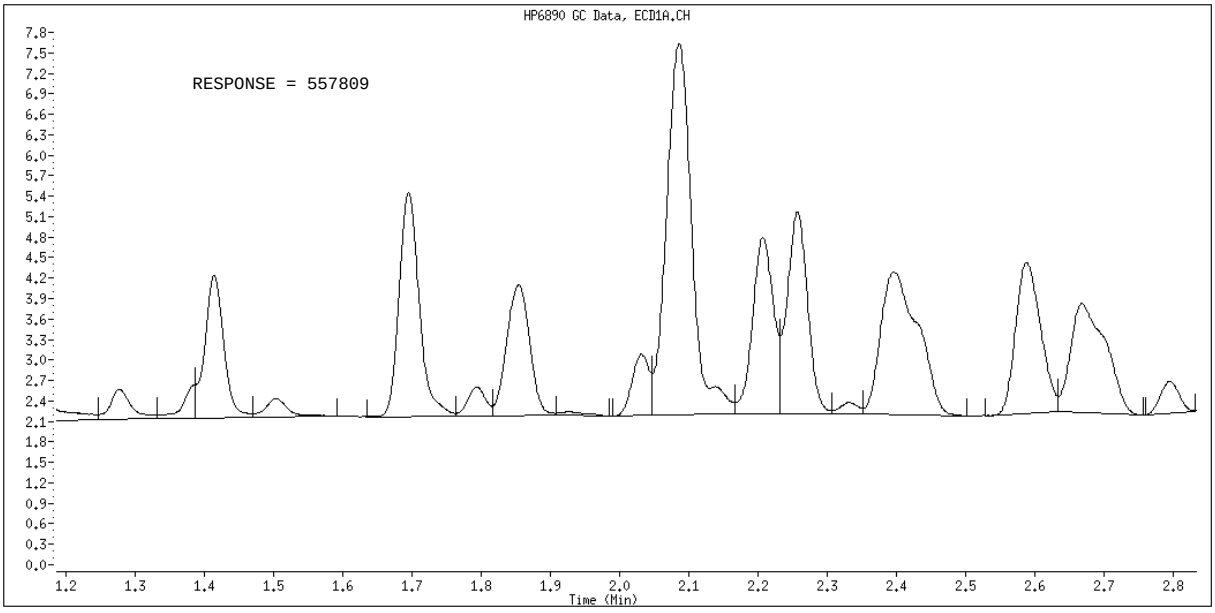

Manual Integration

Manually Integrated By: hassl
Manual Integration Reason: Split Peak

TestAmerica North Canton

PCB 8082/608

Data file : \\CANSVR11\DD\chem\GCS\a2hp13.i\100208IC-1.b\028F2801.D
Lab Smp Id: 1660
Inj Date : 08-FEB-2010 22:36
Operator : Inst ID: a2hp13.i
Smp Info : 1660,,1,3
Misc Info : 12-AR1660TD.SUB
Comment :
Method : \\CANSVR11\DD\chem\GCS\a2hp13.i\100208IC-1.b\PCB13.m
Meth Date : 09-Feb-2010 07:25 hassl Quant Type: ESTD
Cal Date : 09-FEB-2010 01:37 Cal File: 040F4001.D
Als bottle: 28 Calibration Sample, Level: 3
Dil Factor: 1.00000
Integrator: Falcon Compound Sublist: 12-AR1660TD.SUB
Target Version: 4.14 Sample Matrix: None
Processing Host: CANPMSV21

				AMOUNTS			
				CAL-AMT	ON-COL		
RT	EXP RT	DLT RT	RESPONSE	(ng)	(ng)	TARGET RANGE	RATIO
$ 1 TCMX					CAS #: 877-09-8		
1.143	1.144	-0.001	1286875	0.01000	0.01036		
3 AROCLOR-1016					CAS #: 12674-11-2		
1.412	1.413	-0.001	745574	0.20000	0.2006	80.00- 120.00	100.00(M)
1.693	1.694	-0.001	1276893	0.20000	0.2075	143.75- 239.59	171.26
2.085	2.086	-0.001	2694003	0.20000	0.2076	299.95- 499.92	361.33
2.205	2.207	-0.002	1090459	0.20000	0.2047	122.54- 204.23	146.26
2.586	2.588	-0.002	1052194	0.20000	0.1984	130.89- 218.15	141.13
	Average of Peak Amounts =				0.20376		
8 AROCLOR-1260					CAS #: 11096-82-5		
3.787	3.789	-0.002	602812	0.20000	0.1997	80.00- 120.00	100.00
4.075	4.077	-0.002	853453	0.20000	0.2019	105.37- 175.62	141.58
4.353	4.355	-0.002	777892	0.20000	0.2020	97.55- 162.58	129.04
5.054	5.054	0.000	1201658	0.20000	0.2087	154.28- 257.13	199.34
5.333	5.336	-0.003	635642	0.20000	0.2073	84.36- 140.61	105.45
	Average of Peak Amounts =				0.20392		
$ 9 DCB					CAS #: 2051-24-3		
6.483	6.483	0.000	600816	0.01000	0.01083		

QC Flag Legend

M - Compound response manually integrated.

Data File: \\CANSVR11\DD\chem\GCS\a2hp13.i\100208IC-1.b\028F2801.D
Date : 08-FEB-2010 22:36
Client ID:
Sample Info: 1660,,1,3
Column phase: restek pest clpI

Instrument: a2hp13.i
Operator:
Column diameter: 0.53

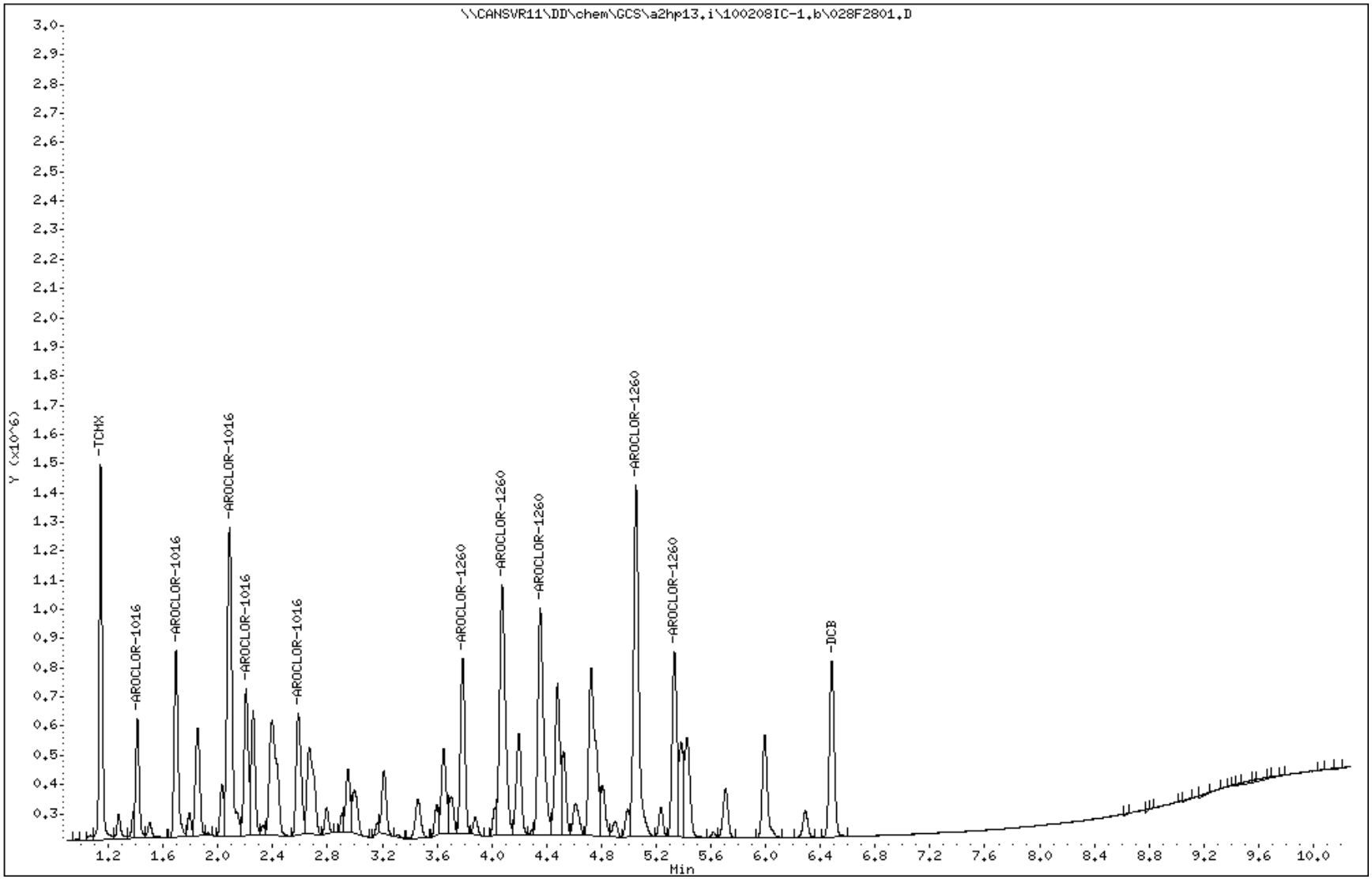

Data File Name: 028F2801.D
Inj. Date and Time: 08-FEB-2010 22:36
Instrument ID: a2hp13.i
Client ID:
Compound Name: AROCLOR-1016
CAS #: 12674-11-2
Report Date: 02/09/2010

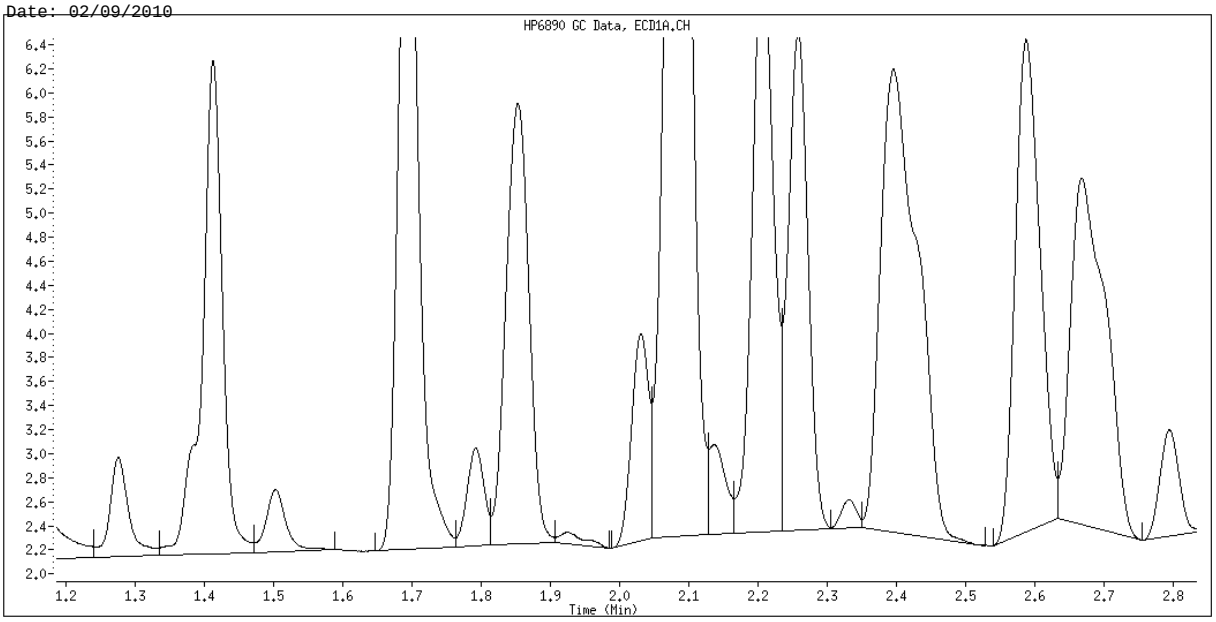

Original Integration

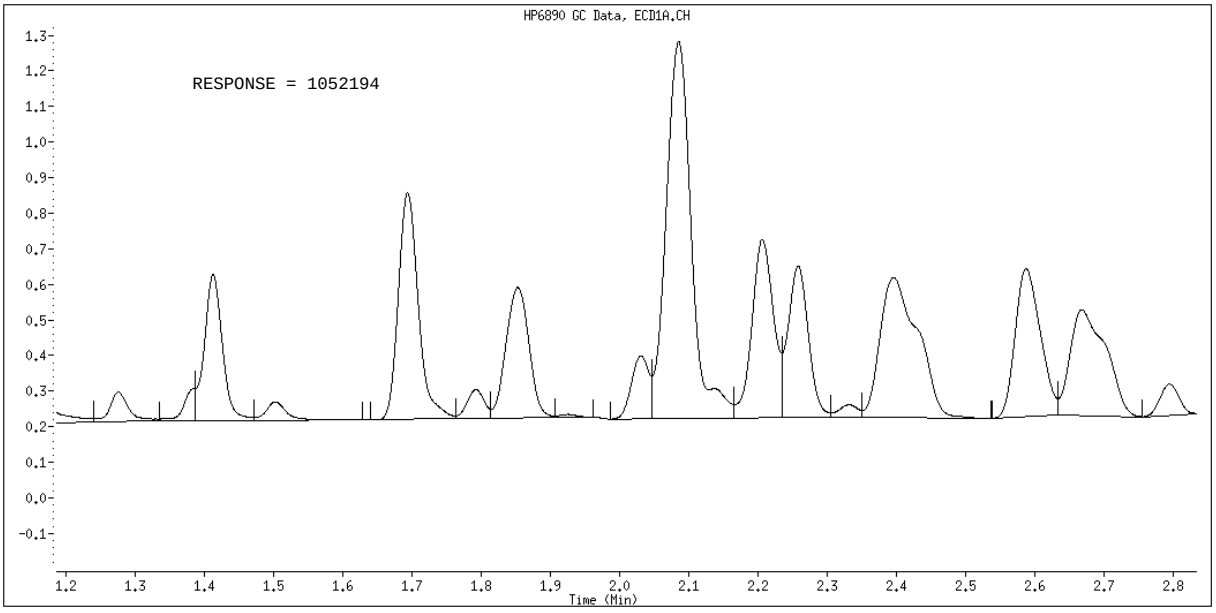

Manual Integration

Manually Integrated By: hassl
Manual Integration Reason: Split Peak

TestAmerica North Canton

PCB 8082/608

Data file : \\CANSVR11\DD\chem\GCS\a2hp13.i\100208IC-1.b\029F2901.D
Lab Smp Id: 1660
Inj Date : 08-FEB-2010 22:52
Operator : Inst ID: a2hp13.i
Smp Info : 1660,,1,4
Misc Info : 12-AR1660TD.SUB
Comment :
Method : \\CANSVR11\DD\chem\GCS\a2hp13.i\100208IC-1.b\PCB13.m
Meth Date : 09-Feb-2010 07:53 hassl Quant Type: ESTD
Cal Date : 09-FEB-2010 02:07 Cal File: 042F4201.D
Als bottle: 29 Calibration Sample, Level: 4
Dil Factor: 1.00000
Integrator: Falcon Compound Sublist: 12-AR1660TD.SUB
Target Version: 4.14 Sample Matrix: None
Processing Host: CANPMSV21

RT	EXP RT	DLT RT	RESPONSE	AMOUNTS CAL-AMT (ng)	AMOUNTS ON-COL (ng)	TARGET RANGE	RATIO
$ 1 TCMX					CAS #: 877-09-8		
1.144	1.144	0.000	2946075	0.02500	0.02371		
3 AROCLOR-1016					CAS #: 12674-11-2		
1.413	1.419	-0.006	1704759	0.50000	0.4793	80.00- 120.00	100.00(M)
1.694	1.703	-0.009	3000570	0.50000	0.4875	118.89- 198.15	176.01
2.085	2.095	-0.010	6536061	0.50000	0.5036	250.35- 417.24	383.40
2.206	2.217	-0.011	2666709	0.50000	0.5007	104.90- 174.84	156.43
2.588	2.599	-0.011	2633951	0.50000	0.4966	107.74- 179.57	154.51
Average of Peak Amounts =					0.49354		
8 AROCLOR-1260					CAS #: 11096-82-5		
3.789	3.800	-0.011	1504383	0.50000	0.4984	80.00- 120.00	100.00
4.076	4.088	-0.012	2098213	0.50000	0.4964	103.77- 172.95	139.47
4.354	4.366	-0.012	1920999	0.50000	0.4988	95.99- 159.98	127.69
5.054	5.066	-0.012	2920852	0.50000	0.5073	151.41- 252.34	194.16
5.335	5.346	-0.011	1541704	0.50000	0.5028	81.94- 136.57	102.48
Average of Peak Amounts =					0.50074		
$ 9 DCB					CAS #: 2051-24-3		
6.484	6.483	0.001	1365386	0.02500	0.02461		

QC Flag Legend

M - Compound response manually integrated.

Data File: \\CANSVR11\DD\chem\GCS\a2hp13.i\100208IC-1.b\029F2901.D
Date : 08-FEB-2010 22:52
Client ID:
Sample Info: 1660,,1,4

Instrument: a2hp13.i
Operator:
Column phase: restek pest clpI
Column diameter: 0.53

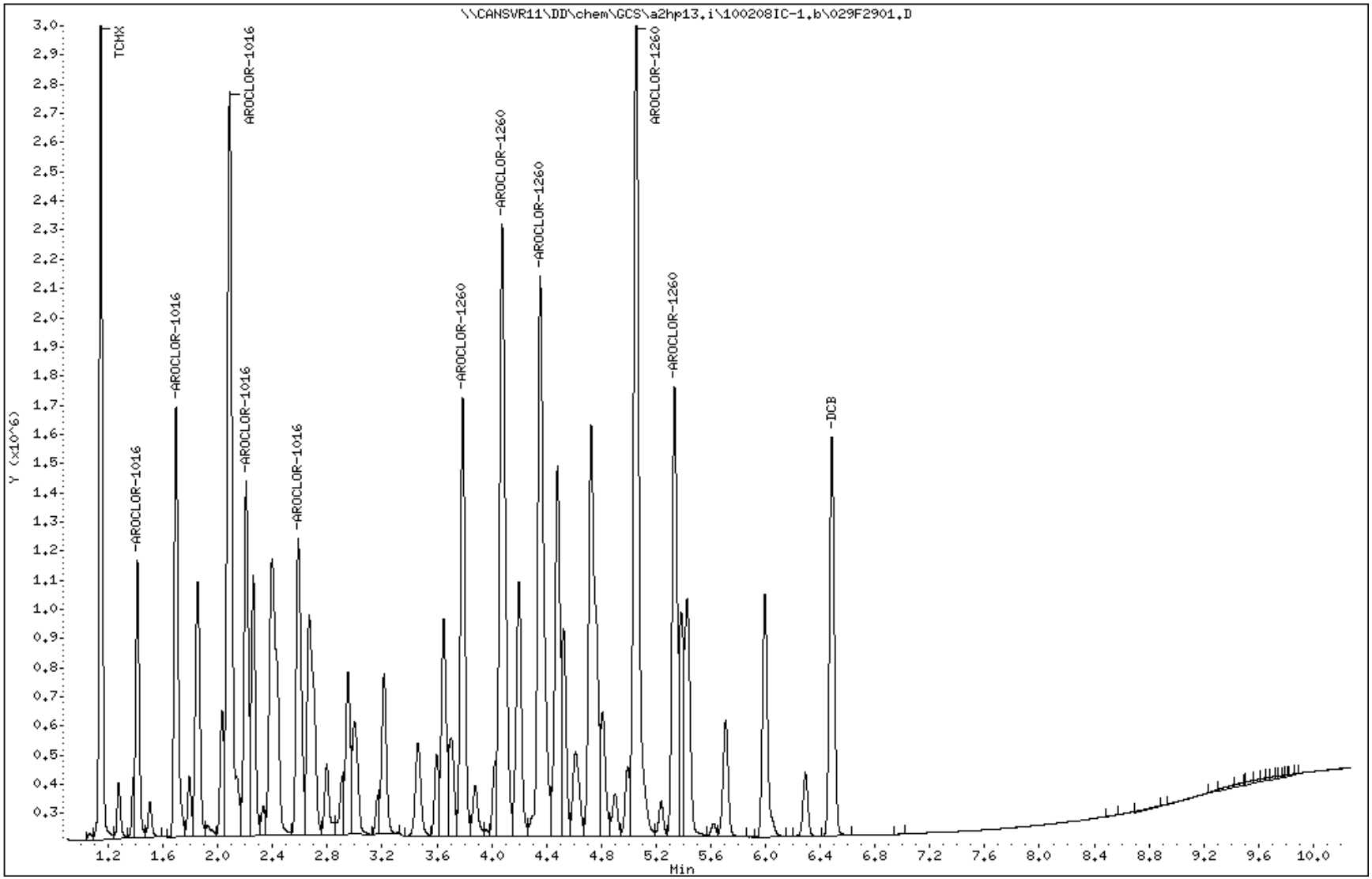

Data File Name: 029F2901.D
Inj. Date and Time: 08-FEB-2010 22:52
Instrument ID: a2hp13.i
Client ID:
Compound Name: AROCLOR-1016
CAS #: 12674-11-2
Report Date: 02/09/2010

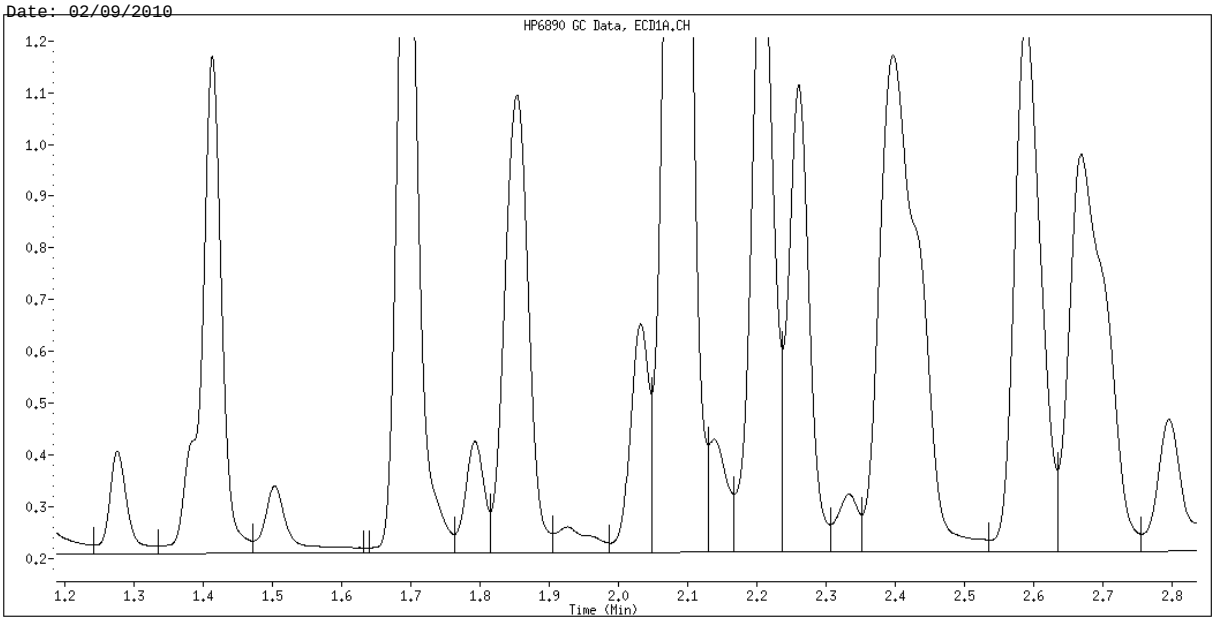

Original Integration

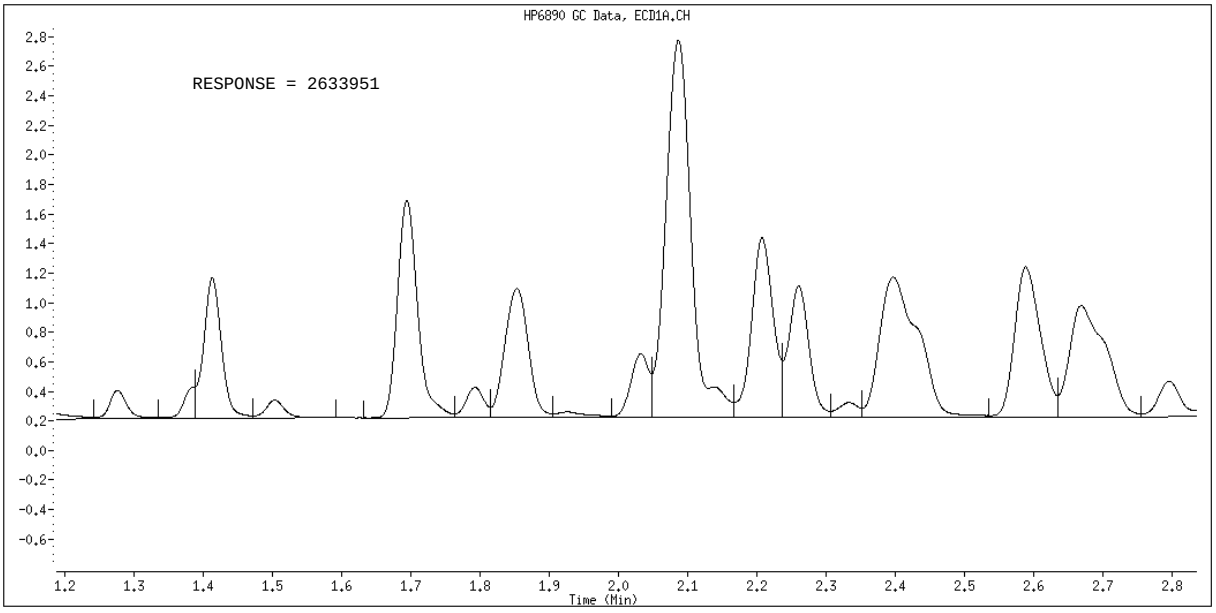

Manual Integration

Manually Integrated By: hassl
Manual Integration Reason: Split Peak

TestAmerica North Canton

PCB 8082/608

Data file : \\CANSVR11\DD\chem\GCS\a2hp13.i\100208IC-1.b\030F3001.D
Lab Smp Id: 1660
Inj Date : 08-FEB-2010 23:07
Operator : Inst ID: a2hp13.i
Smp Info : 1660,,1,5
Misc Info : 12-AR1660TD.SUB
Comment :
Method : \\CANSVR11\DD\chem\GCS\a2hp13.i\100208IC-1.b\PCB13.m
Meth Date : 09-Feb-2010 07:25 hassl Quant Type: ESTD
Cal Date : 09-FEB-2010 02:07 Cal File: 042F4201.D
Als bottle: 30 Calibration Sample, Level: 5
Dil Factor: 1.00000
Integrator: Falcon Compound Sublist: 12-AR1660TD.SUB
Target Version: 4.14 Sample Matrix: None
Processing Host: CANPMSV21

				AMOUNTS			
				CAL-AMT	ON-COL		
RT	EXP RT	DLT RT	RESPONSE	(ng)	(ng)	TARGET RANGE	RATIO
$ 1 TCMX					CAS #: 877-09-8		
1.144	1.144	0.000	5775199	0.05000	0.04649		
3 AROCLOR-1016					CAS #: 12674-11-2		
1.412	1.413	-0.001	3191408	1.00000	0.8973	80.00- 120.00	100.00(M)
1.693	1.694	-0.001	5678041	1.00000	0.9226	143.75- 239.59	177.92
2.084	2.086	-0.002	12630703	1.00000	0.9732	299.95- 499.92	395.77
2.206	2.207	-0.001	5176357	1.00000	0.9719	122.54- 204.23	162.20
2.588	2.588	0.000	5179034	1.00000	0.9765	130.89- 218.15	162.28
	Average of Peak Amounts =				0.94830		
8 AROCLOR-1260					CAS #: 11096-82-5		
3.788	3.789	-0.001	2930328	1.00000	0.9708	80.00- 120.00	100.00
4.075	4.077	-0.002	4152767	1.00000	0.9826	105.37- 175.62	141.72
4.354	4.355	-0.001	3851293	1.00000	1.000	97.55- 162.58	131.43
5.054	5.054	0.000	5808119	1.00000	1.009	154.28- 257.13	198.21
5.334	5.336	-0.002	3085732	1.00000	1.006	84.36- 140.61	105.30
	Average of Peak Amounts =				0.99368		
$ 9 DCB					CAS #: 2051-24-3		
6.483	6.483	0.000	2748454	0.05000	0.04955		

QC Flag Legend

M - Compound response manually integrated.

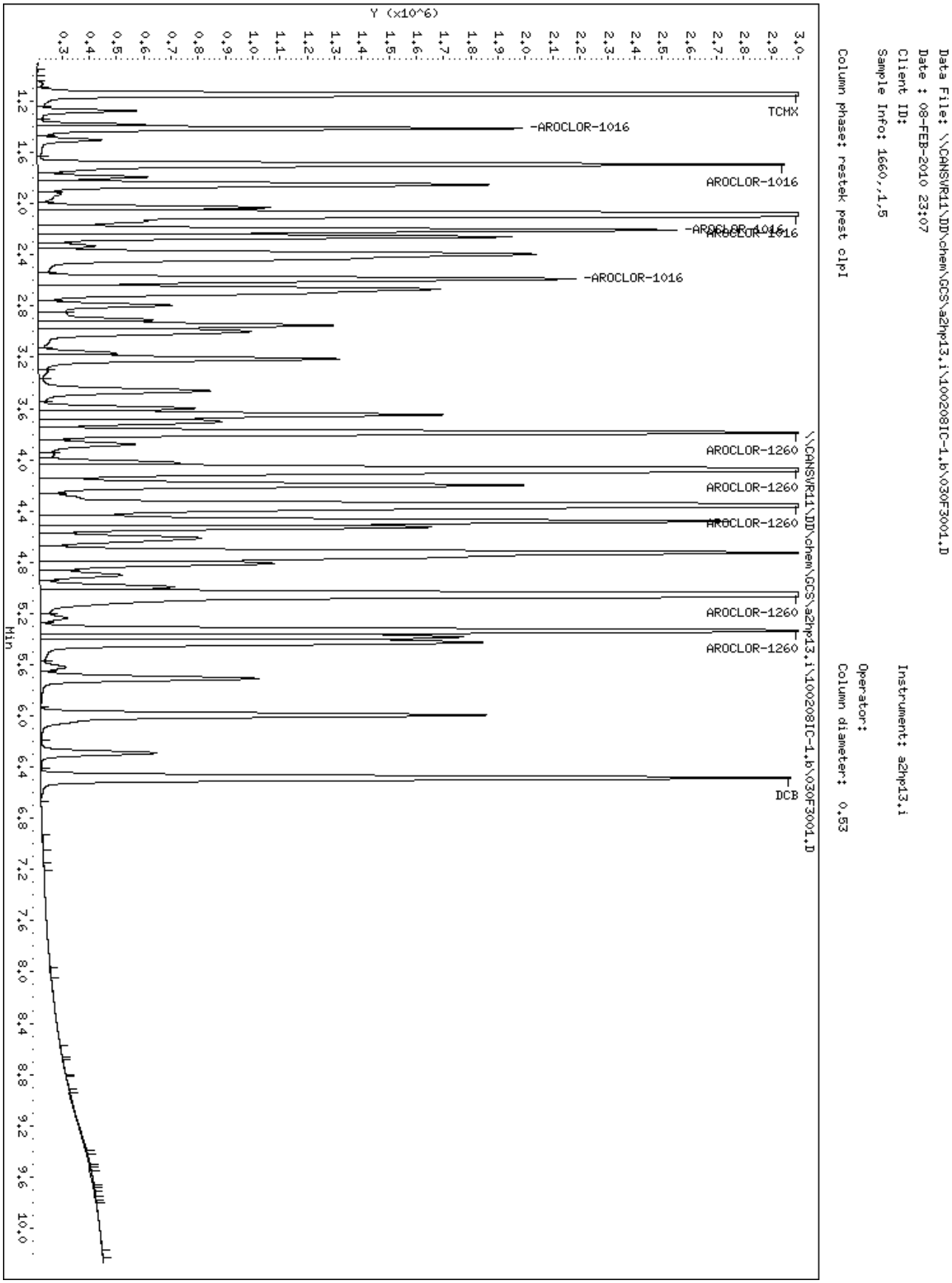
Data File: \\CANSVR11\DD\chem\GCS\a2hp13.i\100208IC-1.b\030F3001.D
Date : 08-FEB-2010 23:07
Client ID:
Sample Info: 1660,,1.5
Column phase: restek pest clpI
Instrument: a2hp13.i
Operator:
Column diameter: 0.53
Y (x10^6)
TCMX
-AROCLOR-1016
AROCLOR-1016
-AROCLOR-1016
AROCLOR-1016
-AROCLOR-1016
AROCLOR-1260
AROCLOR-1260
AROCLOR-1260
AROCLOR-1260
AROCLOR-1260
DCB
\\CANSVR11\DD\chem\GCS\a2hp13.i\100208IC-1.b\030F3001.D
Min

Data File Name: 030F3001.D
Inj. Date and Time: 08-FEB-2010 23:07
Instrument ID: a2hp13.i
Client ID:
Compound Name: AROCLOR-1016
CAS #: 12674-11-2
Report Date: 02/09/2010

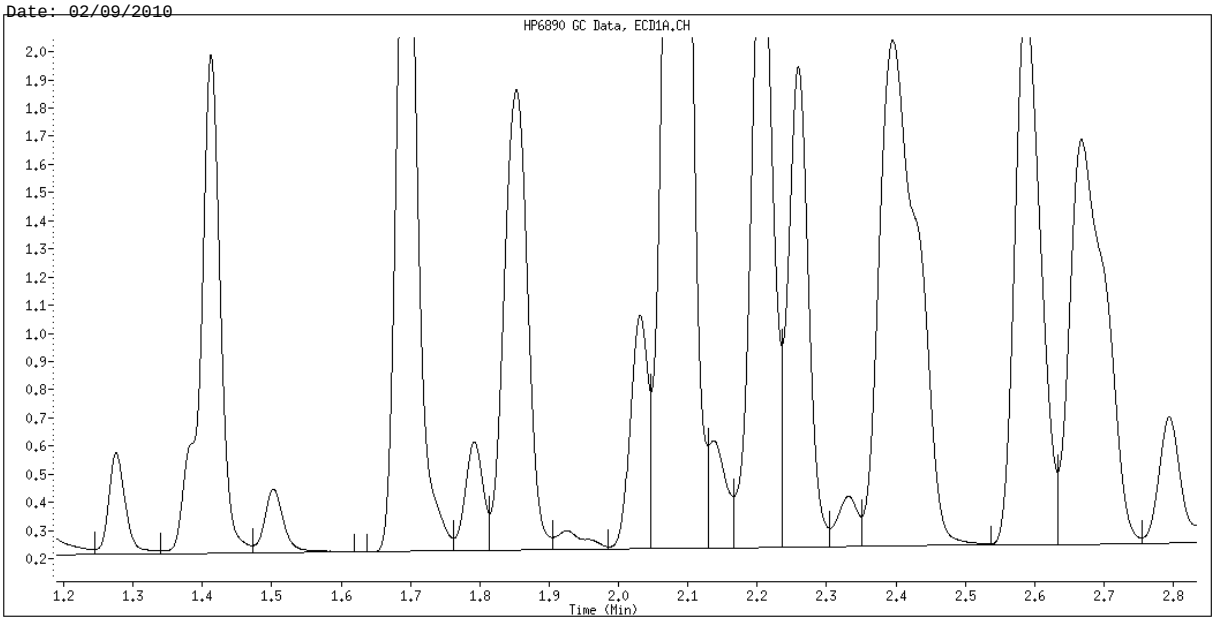

Original Integration

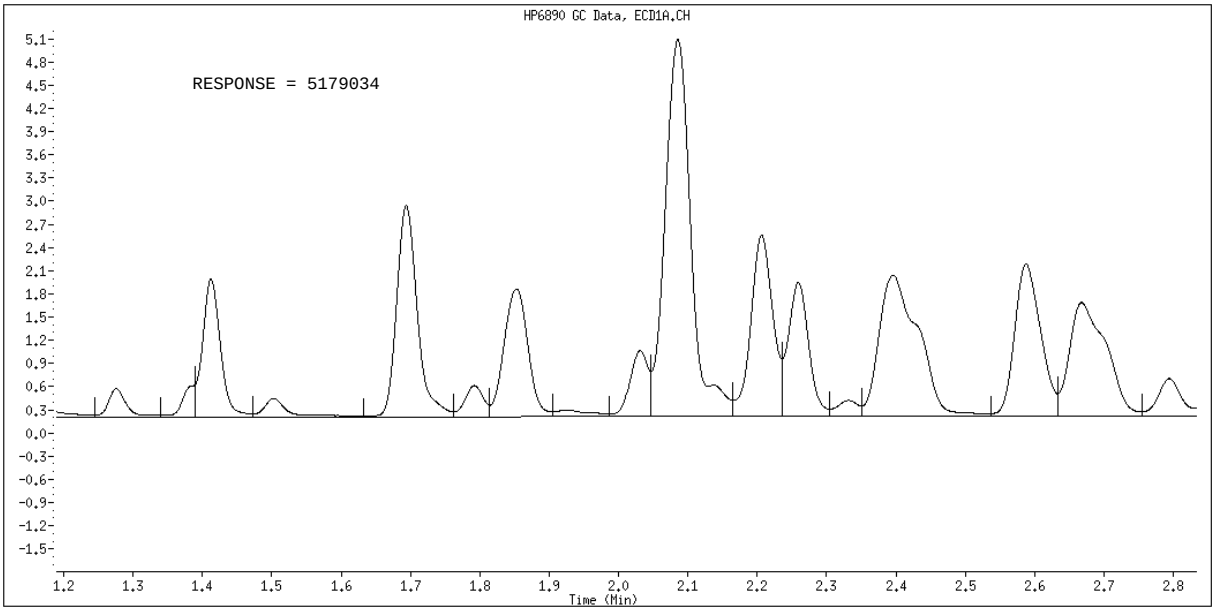

Manual Integration

Manually Integrated By: hassl
Manual Integration Reason: Split Peak

TestAmerica North Canton

PCB 8082/608

Data file : \\CANSVR11\DD\chem\GCS\a2hp13.i\100208IC-1.b\031F3101.D
Lab Smp Id: 1660
Inj Date : 08-FEB-2010 23:21
Operator : Inst ID: a2hp13.i
Smp Info : 1660,,1,6
Misc Info : 12-AR1660TD.SUB
Comment :
Method : \\CANSVR11\DD\chem\GCS\a2hp13.i\100208IC-1.b\PCB13.m
Meth Date : 09-Feb-2010 07:53 hassl Quant Type: ESTD
Cal Date : 09-FEB-2010 02:07 Cal File: 042F4201.D
Als bottle: 31 Calibration Sample, Level: 6
Dil Factor: 1.00000
Integrator: Falcon Compound Sublist: 12-AR1660TD.SUB
Target Version: 4.14 Sample Matrix: None
Processing Host: CANPMSV21

				AMOUNTS			
				CAL-AMT	ON-COL		
RT	EXP RT	DLT RT	RESPONSE	(ng)	(ng)	TARGET RANGE	RATIO
$ 1 TCMX					CAS #: 877-09-8		
1.143	1.144	-0.001	11251198	0.10000	0.09056		
3 AROCLOR-1016					CAS #: 12674-11-2		
1.411	1.419	-0.008	5856334	2.00000	1.647	80.00- 120.00	100.00
1.692	1.703	-0.011	10274046	2.00000	1.669	118.89- 198.15	175.43
2.084	2.095	-0.011	21717964	2.00000	1.673	250.35- 417.24	370.85
2.204	2.217	-0.013	9608926	2.00000	1.804	104.90- 174.84	164.08
2.586	2.599	-0.013	9619560	2.00000	1.814	107.74- 179.57	164.26
	Average of Peak Amounts =				1.72140		
8 AROCLOR-1260					CAS #: 11096-82-5		
3.787	3.800	-0.013	5250564	2.00000	1.740	80.00- 120.00	100.00
4.075	4.088	-0.013	7275828	2.00000	1.721	103.77- 172.95	138.57
4.353	4.366	-0.013	6766760	2.00000	1.757	95.99- 159.98	128.88
5.054	5.066	-0.012	9969924	2.00000	1.732	151.41- 252.34	189.88
5.334	5.346	-0.012	5304446	2.00000	1.730	81.94- 136.57	101.03
	Average of Peak Amounts =				1.73600		
$ 9 DCB					CAS #: 2051-24-3		
6.484	6.483	0.001	4411722	0.10000	0.07953		

Data File: \\CANSVR11\DD\chem\GCS\a2hp13.i\100208IC-1.b\031F3101.D
Date : 08-FEB-2010 23:21
Client ID:
Sample Info: 1660,,1,6

Instrument: a2hp13.i
Operator:
Column phase: restek pest clpI
Column diameter: 0.53

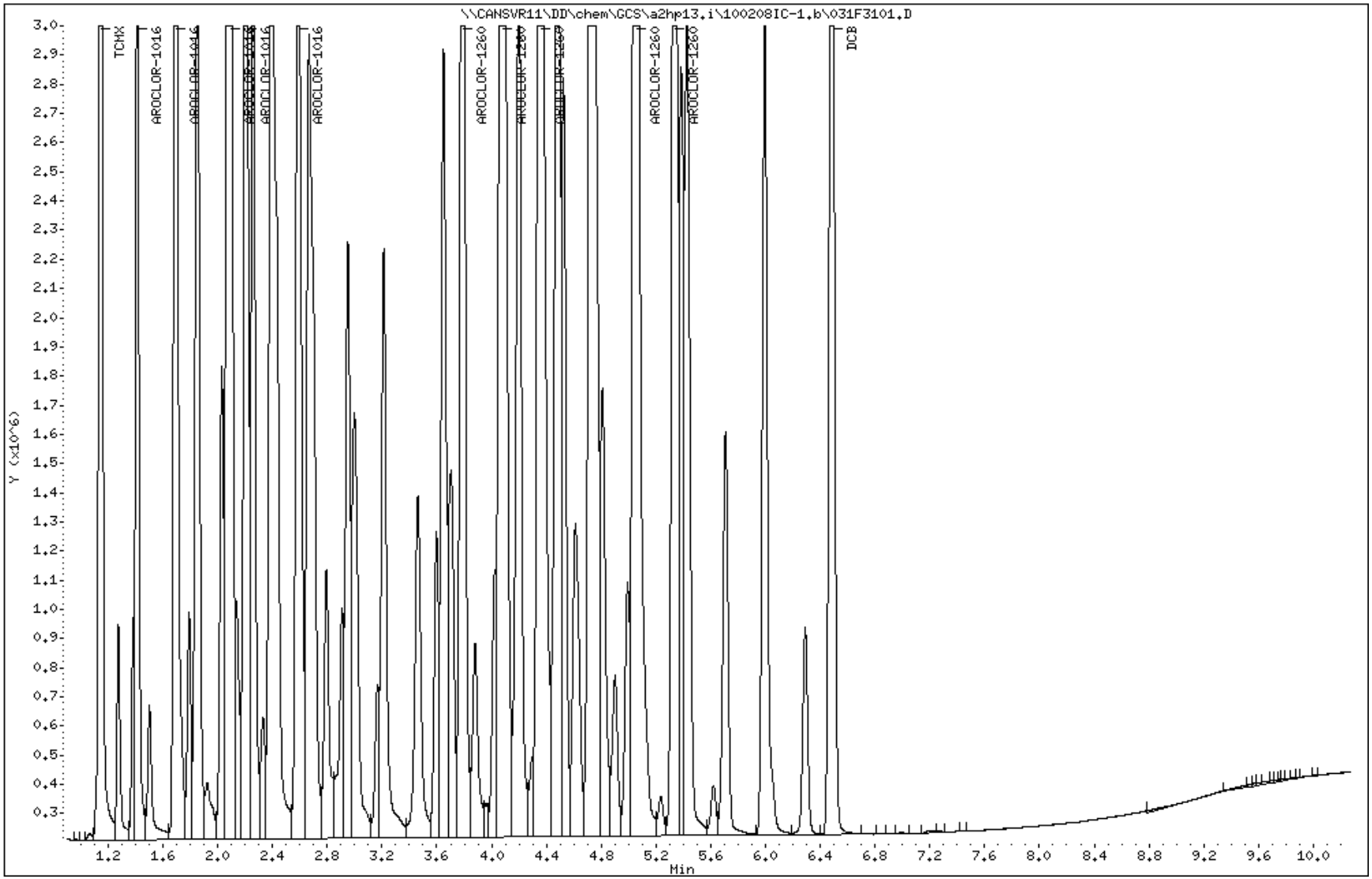

TestAmerica North Canton

PCB 8082/608

Data file : \\CANSVR11\DD\chem\GCS\a2hp13.i\100208IC-1.b\032F3201.D
Lab Smp Id: 1262
Inj Date : 08-FEB-2010 23:37
Operator : Inst ID: a2hp13.i
Smp Info : 1262,,1,1
Misc Info : 13-AR1262.SUB
Comment :
Method : \\CANSVR11\DD\chem\GCS\a2hp13.i\100208IC-1.b\PCB13.m
Meth Date : 09-Feb-2010 07:25 hassl Quant Type: ESTD
Cal Date : 09-FEB-2010 01:06 Cal File: 038F3801.D
Als bottle: 32 Calibration Sample, Level: 1
Dil Factor: 1.00000
Integrator: Falcon Compound Sublist: 13-AR1262.SUB
Target Version: 4.14 Sample Matrix: None
Processing Host: CANPMSV21

				AMOUNTS			
				CAL-AMT	ON-COL		
RT	EXP RT	DLT RT	RESPONSE	(ng)	(ng)	TARGET RANGE	RATIO
13 AROCLOR-1262					CAS #: 37324-23-5		
3.788	3.788	0.000	132259	0.05000	0.05626	75.00- 125.00	100.00
4.078	4.079	-0.001	175323	0.05000	0.05636	98.90- 164.83	132.56
4.481	4.481	0.000	203044	0.05000	0.05590	115.68- 192.80	153.52
5.054	5.054	0.000	344431	0.05000	0.05392	208.14- 346.90	260.42
5.335	5.336	-0.001	135634	0.05000	0.05585	78.27- 130.46	102.55
		Average of Peak Amounts =			0.05566		

Data File: \\CANSVR11\DD\chem\GCS\a2hp13.i\100208IC-1.b\032F3201.D
Date : 08-FEB-2010 23:37
Client ID:
Sample Info: 1262,,1,1
Column phase: restek pest clpI

Instrument: a2hp13.i
Operator:
Column diameter: 0.53

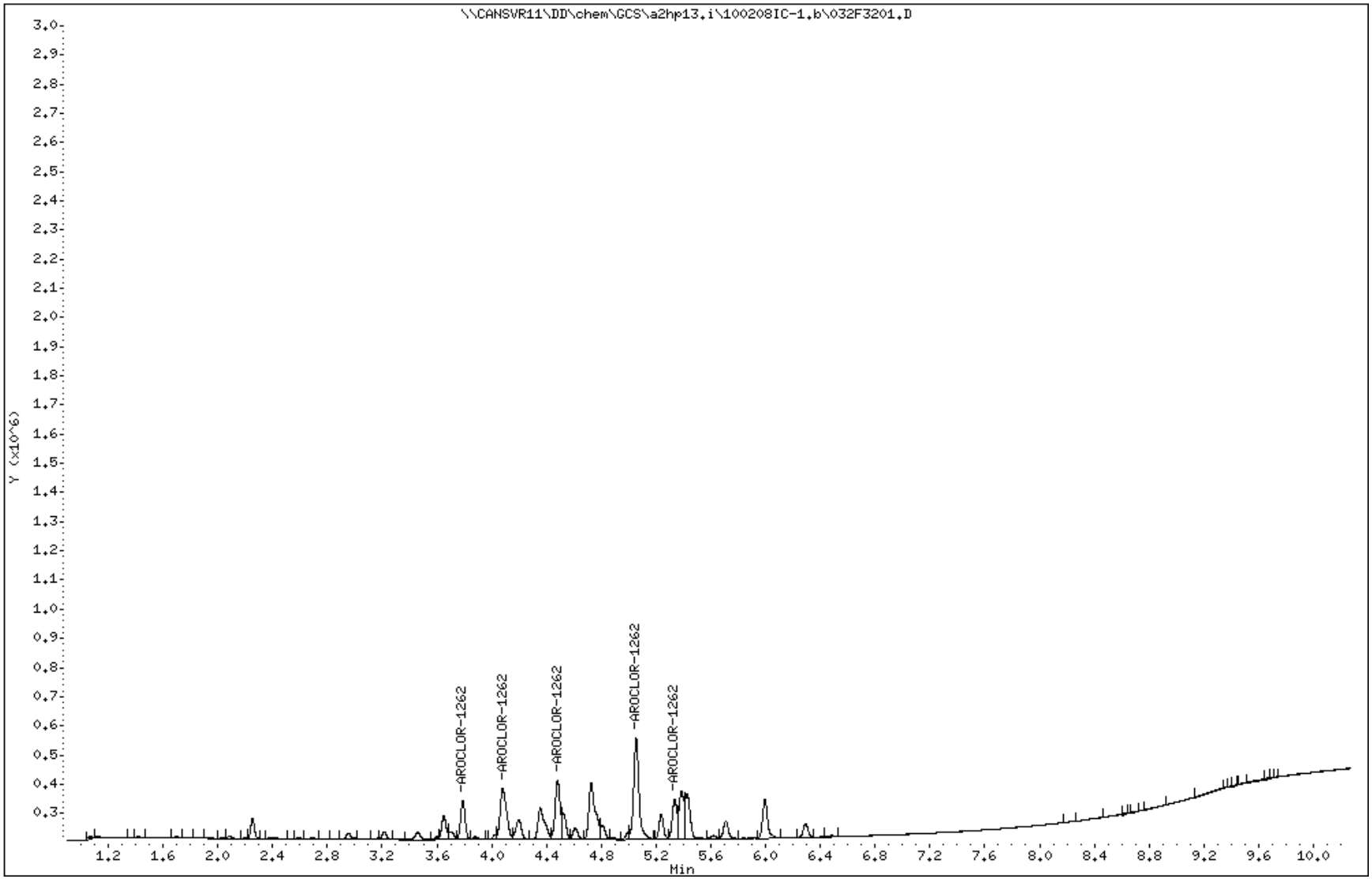

TestAmerica North Canton

PCB 8082/608

Data file : \\CANSVR11\DD\chem\GCS\a2hp13.i\100208IC-1.b\033F3301.D
Lab Smp Id: 1262
Inj Date : 08-FEB-2010 23:52
Operator : Inst ID: a2hp13.i
Smp Info : 1262,,1,2
Misc Info : 13-AR1262.SUB
Comment :
Method : \\CANSVR11\DD\chem\GCS\a2hp13.i\100208IC-1.b\PCB13.m
Meth Date : 09-Feb-2010 07:53 hassl Quant Type: ESTD
Cal Date : 09-FEB-2010 02:07 Cal File: 042F4201.D
Als bottle: 33 Calibration Sample, Level: 2
Dil Factor: 1.00000
Integrator: Falcon Compound Sublist: 13-AR1262.SUB
Target Version: 4.14 Sample Matrix: None
Processing Host: CANPMSV21

				AMOUNTS			
				CAL-AMT	ON-COL		
RT	EXP RT	DLT RT	RESPONSE	(ng)	(ng)	TARGET RANGE	RATIO
13 AROCLOR-1262					CAS #: 37324-23-5		
3.787	3.788	-0.001	254625	0.10000	0.1083	75.00- 125.00	100.00
4.078	4.079	-0.001	336788	0.10000	0.1083	98.90- 164.83	132.27
4.479	4.481	-0.002	391610	0.10000	0.1078	115.68- 192.80	153.80
5.053	5.054	-0.001	680132	0.10000	0.1065	208.14- 346.90	267.11
5.334	5.336	-0.002	253522	0.10000	0.1044	78.27- 130.46	99.57
		Average of Peak Amounts =			0.10706		

Data File: \\CANSVR11\DD\chem\GCS\a2hp13.i\100208IC-1.b\033F3301.D
Date : 08-FEB-2010 23:52
Client ID:
Sample Info: 1262,,1,2

Instrument: a2hp13.i
Operator:
Column diameter: 0.53

Column phase: restek pest clpI

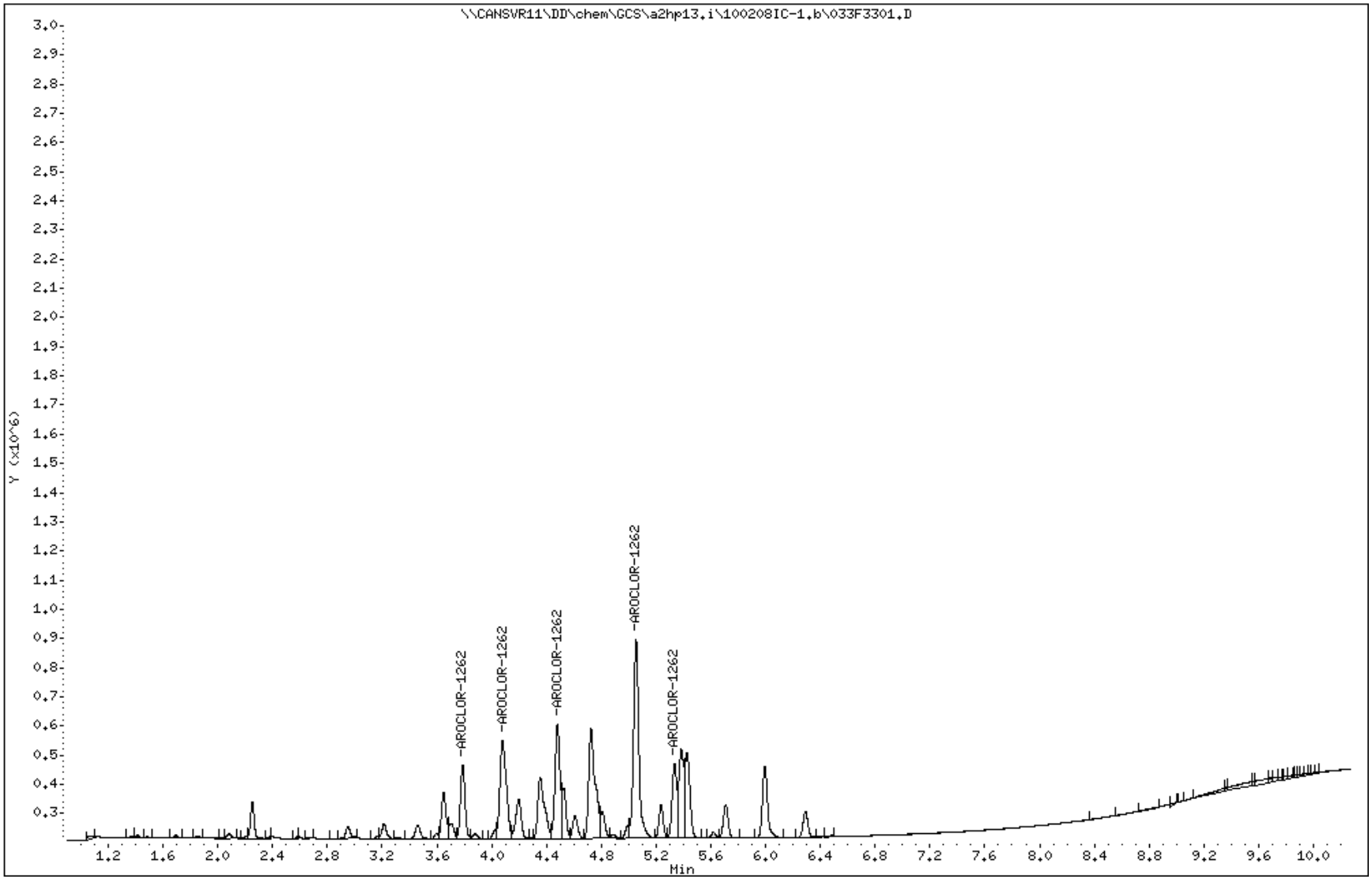

TestAmerica North Canton

PCB 8082/608

Data file : \\CANSVR11\DD\chem\GCS\a2hp13.i\100208IC-1.b\034F3401.D
Lab Smp Id: 1262
Inj Date : 09-FEB-2010 00:06
Operator : Inst ID: a2hp13.i
Smp Info : 1262,,1,3
Misc Info : 13-AR1262.SUB
Comment :
Method : \\CANSVR11\DD\chem\GCS\a2hp13.i\100208IC-1.b\PCB13.m
Meth Date : 09-Feb-2010 07:25 hassl Quant Type: ESTD
Cal Date : 09-FEB-2010 01:37 Cal File: 040F4001.D
Als bottle: 34 Calibration Sample, Level: 3
Dil Factor: 1.00000
Integrator: Falcon Compound Sublist: 13-AR1262.SUB
Target Version: 4.14 Sample Matrix: None
Processing Host: CANPMSV21

				AMOUNTS			
				CAL-AMT	ON-COL		
RT	EXP RT	DLT RT	RESPONSE	(ng)	(ng)	TARGET RANGE	RATIO
13 AROCLOR-1262					CAS #: 37324-23-5		
3.788	3.788	0.000	491305	0.20000	0.2090	75.00- 125.00	100.00
4.078	4.079	-0.001	639653	0.20000	0.2056	98.90- 164.83	130.19
4.480	4.481	-0.001	750581	0.20000	0.2066	115.68- 192.80	152.77
5.054	5.054	0.000	1313826	0.20000	0.2057	208.14- 346.90	267.42
5.336	5.336	0.000	490755	0.20000	0.2021	78.27- 130.46	99.89
		Average of Peak Amounts =			0.20580		

Data File: \\CANSVR11\DD\chem\GCS\a2hp13.i\100208IC-1.b\034F3401.D
Date : 09-FEB-2010 00:06
Client ID:
Sample Info: 1262,,1,3
Column phase: restek pest clpI

Instrument: a2hp13.i
Operator:
Column diameter: 0.53

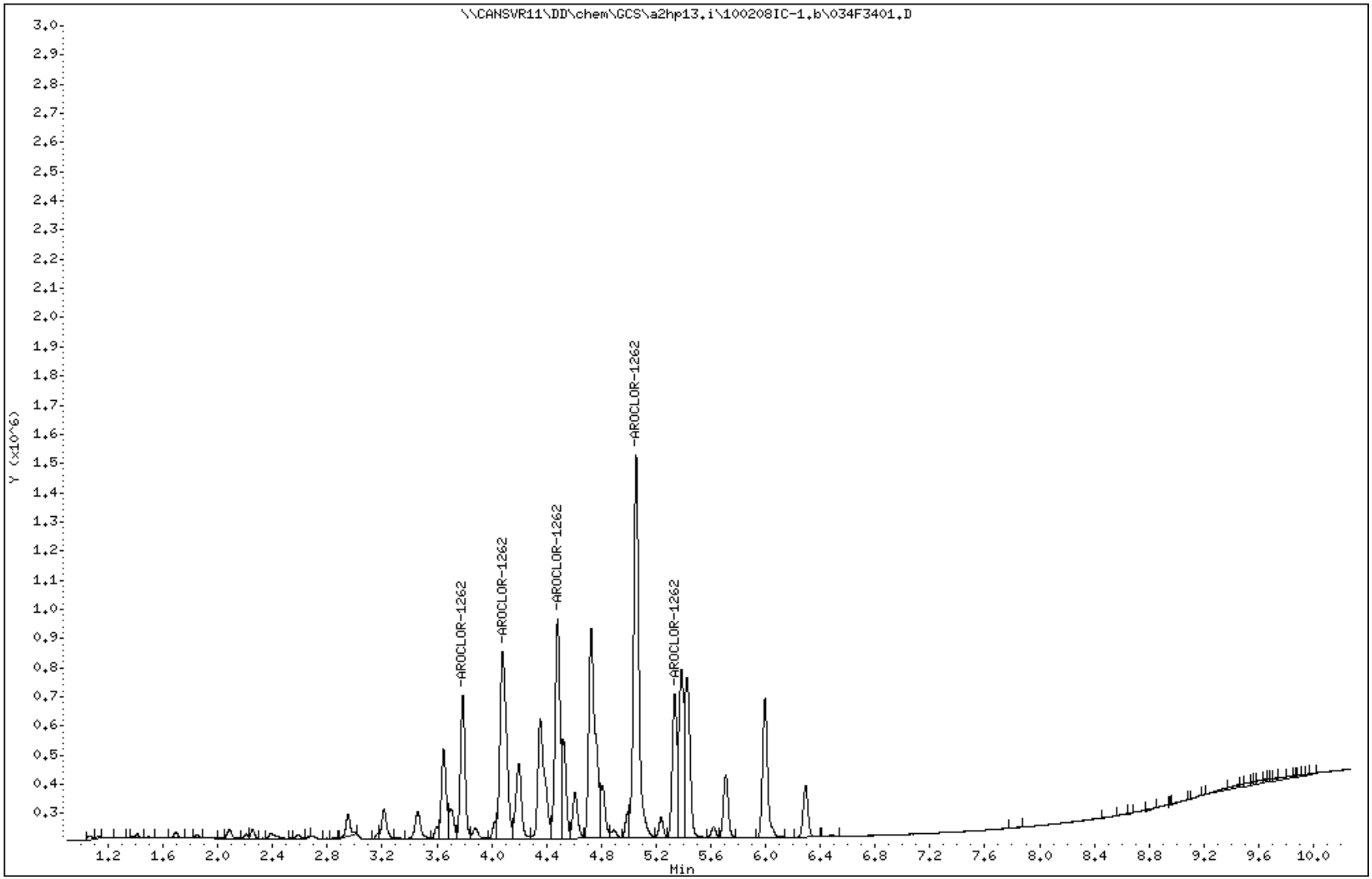

TestAmerica North Canton

PCB 8082/608

Data file : \\CANSVR11\DD\chem\GCS\a2hp13.i\100208IC-1.b\035F3501.D
Lab Smp Id: 1262
Inj Date : 09-FEB-2010 00:21
Operator : Inst ID: a2hp13.i
Smp Info : 1262,,1,4
Misc Info : 13-AR1262.SUB
Comment :
Method : \\CANSVR11\DD\chem\GCS\a2hp13.i\100208IC-1.b\PCB13.m
Meth Date : 09-Feb-2010 07:25 hassl Quant Type: ESTD
Cal Date : 09-FEB-2010 01:52 Cal File: 041F4101.D
Als bottle: 35 Calibration Sample, Level: 4
Dil Factor: 1.00000
Integrator: Falcon Compound Sublist: 13-AR1262.SUB
Target Version: 4.14 Sample Matrix: None
Processing Host: CANPMSV21

				AMOUNTS			
				CAL-AMT	ON-COL		
RT	EXP RT	DLT RT	RESPONSE	(ng)	(ng)	TARGET RANGE	RATIO
13 AROCLOR-1262					CAS #: 37324-23-5		
3.788	3.788	0.000	1133774	0.50000	0.4823	75.00- 125.00	100.00
4.078	4.079	-0.001	1495007	0.50000	0.4806	98.90- 164.83	131.86
4.480	4.481	-0.001	1748690	0.50000	0.4814	115.68- 192.80	154.24
5.053	5.054	-0.001	3146486	0.50000	0.4926	208.14- 346.90	277.52
5.335	5.336	-0.001	1183261	0.50000	0.4872	78.27- 130.46	104.36
		Average of Peak Amounts =			0.48482		

Data File: \\CANSVR11\DD\chem\GCS\a2hp13.i\100208IC-1.b\035F3501.D
Date : 09-FEB-2010 00:21
Client ID:
Sample Info: 1262,,1,4

Instrument: a2hp13.i
Operator:
Column diameter: 0.53

Column phase: restek pest clpI

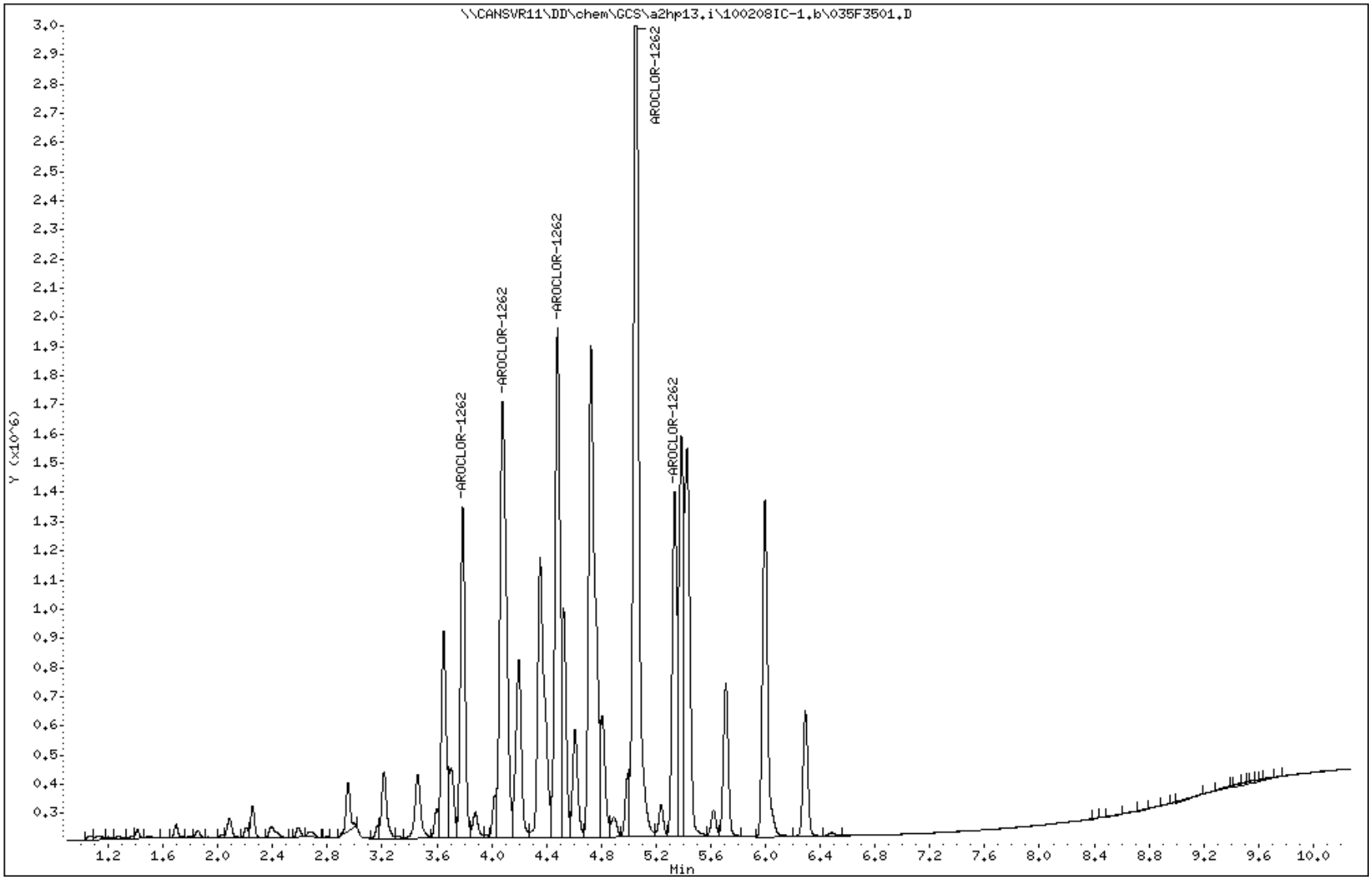

TestAmerica North Canton

PCB 8082/608

Data file : \\CANSVR11\DD\chem\GCS\a2hp13.i\100208IC-1.b\036F3601.D
Lab Smp Id: 1262
Inj Date : 09-FEB-2010 00:36
Operator : Inst ID: a2hp13.i
Smp Info : 1262,,1,5
Misc Info : 13-AR1262.SUB
Comment :
Method : \\CANSVR11\DD\chem\GCS\a2hp13.i\100208IC-1.b\PCB13.m
Meth Date : 09-Feb-2010 07:25 hassl Quant Type: ESTD
Cal Date : 09-FEB-2010 02:07 Cal File: 042F4201.D
Als bottle: 36 Calibration Sample, Level: 5
Dil Factor: 1.00000
Integrator: Falcon Compound Sublist: 13-AR1262.SUB
Target Version: 4.14 Sample Matrix: None
Processing Host: CANPMSV21

				AMOUNTS			
				CAL-AMT	ON-COL		
RT	EXP RT	DLT RT	RESPONSE	(ng)	(ng)	TARGET RANGE	RATIO
13 AROCLOR-1262					CAS #: 37324-23-5		
3.788	3.788	0.000	2088075	1.00000	0.8882	75.00- 125.00	100.00
4.079	4.079	0.000	2796289	1.00000	0.8989	98.90- 164.83	133.92
4.481	4.481	0.000	3287716	1.00000	0.9052	115.68- 192.80	157.45
5.054	5.054	0.000	5871569	1.00000	0.9192	208.14- 346.90	281.20
5.335	5.336	-0.001	2235996	1.00000	0.9207	78.27- 130.46	107.08
		Average of Peak Amounts =			0.90644		

Data File: \\CANSVR11\DD\chem\GCS\a2hp13.i\100208IC-1.b\036F3601.D
Date : 09-FEB-2010 00:36
Client ID:
Sample Info: 1262,,1,5

Instrument: a2hp13.i
Operator:
Column phase: restek pest clpI
Column diameter: 0.53

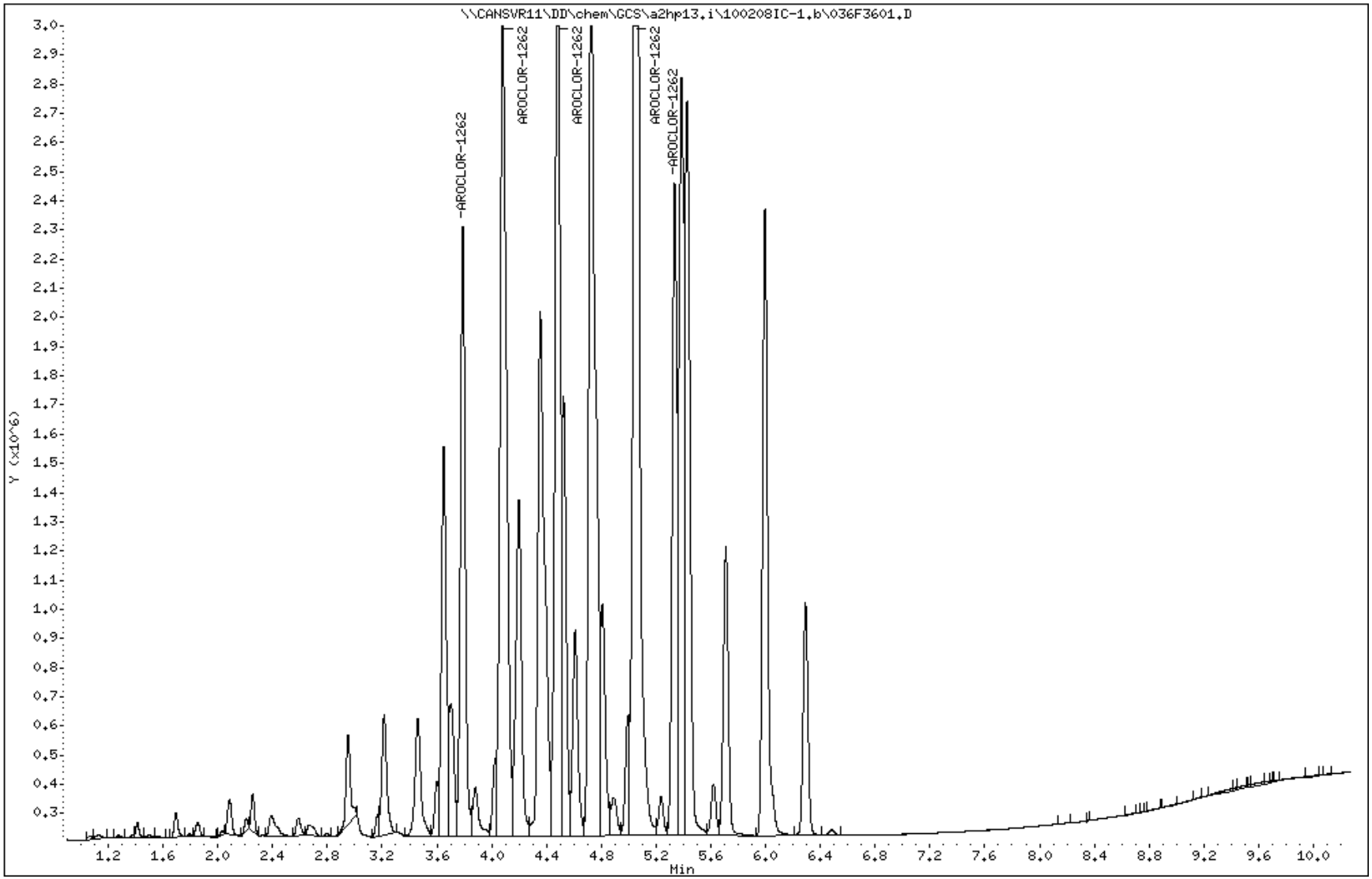

TestAmerica North Canton

PCB 8082/608

Data file : \\CANSVR11\DD\chem\GCS\a2hp13.i\100208IC-1.b\037F3701.D
Lab Smp Id: 1262
Inj Date : 09-FEB-2010 00:51
Operator : Inst ID: a2hp13.i
Smp Info : 1262,,1,6
Misc Info : 13-AR1262.SUB
Comment :
Method : \\CANSVR11\DD\chem\GCS\a2hp13.i\100208IC-1.b\PCB13.m
Meth Date : 09-Feb-2010 07:25 hassl Quant Type: ESTD
Cal Date : 09-FEB-2010 02:22 Cal File: 043F4301.D
Als bottle: 37 Calibration Sample, Level: 6
Dil Factor: 1.00000
Integrator: Falcon Compound Sublist: 13-AR1262.SUB
Target Version: 4.14 Sample Matrix: None
Processing Host: CANPMSV21

				AMOUNTS			
				CAL-AMT	ON-COL		
RT	EXP RT	DLT RT	RESPONSE	(ng)	(ng)	TARGET RANGE	RATIO
13 AROCLOR-1262					CAS #: 37324-23-5		
3.788	3.788	0.000	4202237	2.00000	1.788	75.00- 125.00	100.00
4.079	4.079	0.000	5609737	2.00000	1.803	98.90- 164.83	133.49
4.481	4.481	0.000	6554882	2.00000	1.805	115.68- 192.80	155.99
5.054	5.054	0.000	11809081	2.00000	1.849	208.14- 346.90	281.02
5.336	5.336	0.000	4533729	2.00000	1.867	78.27- 130.46	107.89
		Average of Peak Amounts =			1.82240		

Data File: \\CANSVR11\DD\chem\GCS\a2hp13.i\100208IC-1.b\037F3701.D
Date : 09-FEB-2010 00:51
Client ID:
Sample Info: 1262,,1,6
Column phase: restek pest clpI
Instrument: a2hp13.i
Operator:
Column diameter: 0.53

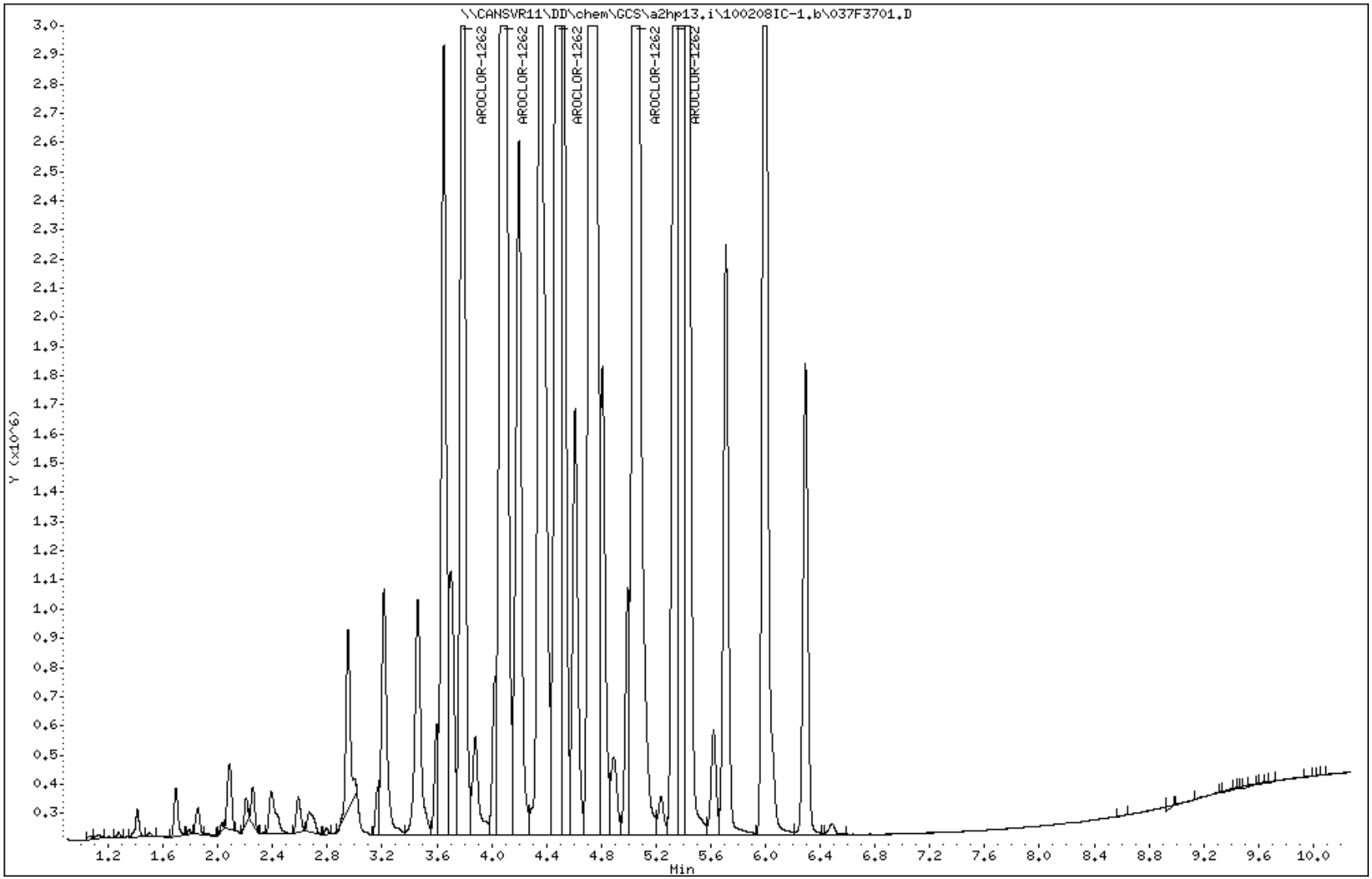

1330

North Canton

TestAmerica North Canton

PCB 8082/608

Data file : \\CANSVR11\DD\chem\GCS\a2hp13.i\100208IC-1.b\038F3801.D
Lab Smp Id: 1268
Inj Date : 09-FEB-2010 01:06
Operator : Inst ID: a2hp13.i
Smp Info : 1268,,1,1
Misc Info : 14-AR1268.SUB
Comment :
Method : \\CANSVR11\DD\chem\GCS\a2hp13.i\100208IC-1.b\PCB13.m
Meth Date : 09-Feb-2010 07:25 hassl Quant Type: ESTD
Cal Date : 09-FEB-2010 01:06 Cal File: 038F3801.D
Als bottle: 38 Calibration Sample, Level: 1
Dil Factor: 1.00000
Integrator: Falcon Compound Sublist: 14-AR1268.SUB
Target Version: 4.14 Sample Matrix: None
Processing Host: CANPMSV21

				AMOUNTS			
				CAL-AMT	ON-COL		
RT	EXP RT	DLT RT	RESPONSE	(ng)	(ng)	TARGET RANGE	RATIO
14 AROCLOR-1268					CAS #: 11100-14-4		
5.388	5.397	-0.009	460589	0.05000	0.05417	80.00- 120.00	100.00
5.421	5.439	-0.018	426303	0.05000	0.05321	82.56- 137.59	92.56
5.622	5.630	-0.008	350705	0.05000	0.05334	2.72- 4.53	76.14
5.997	6.005	-0.008	151530	0.05000	0.05363	84.36- 140.61	32.90
6.293	6.302	-0.009	1101678	0.05000	0.05482	17.26- 28.76	239.19
		Average of Peak Amounts =			0.05383		

Data File: \\CANSVR11\DD\chem\GCS\a2hp13.i\100208IC-1.b\038F3801.D
Date : 09-FEB-2010 01:06
Client ID:
Sample Info: 1268,,1,1
Column phase: restek pest clpI

Instrument: a2hp13.i
Operator:
Column diameter: 0.53

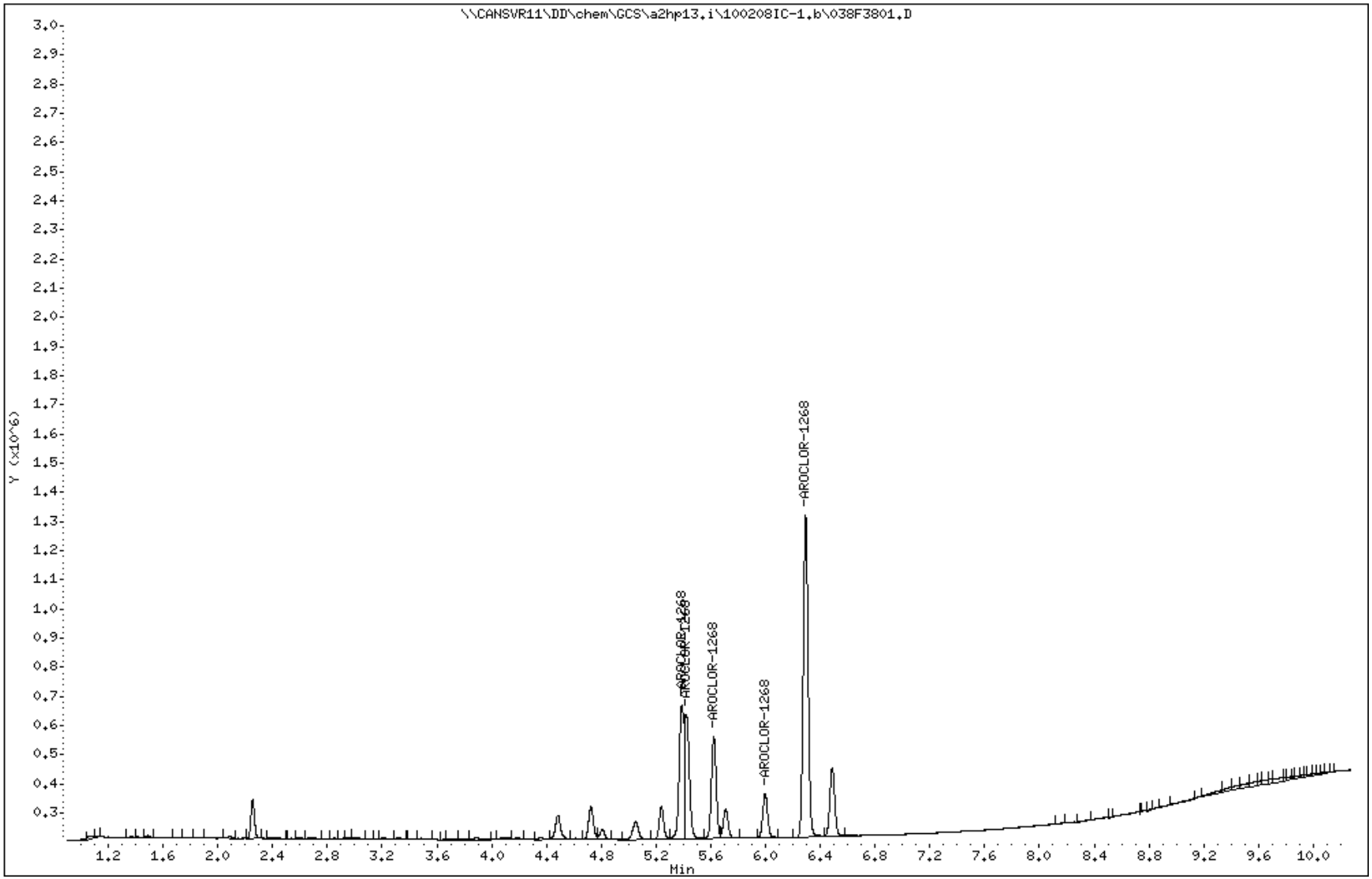

TestAmerica North Canton

PCB 8082/608

Data file : \\CANSVR11\DD\chem\GCS\a2hp13.i\100208IC-1.b\039F3901.D
Lab Smp Id: 1268
Inj Date : 09-FEB-2010 01:21
Operator : Inst ID: a2hp13.i
Smp Info : 1268,,1,2
Misc Info : 14-AR1268.SUB
Comment :
Method : \\CANSVR11\DD\chem\GCS\a2hp13.i\100208IC-1.b\PCB13.m
Meth Date : 09-Feb-2010 07:25 hassl Quant Type: ESTD
Cal Date : 09-FEB-2010 01:21 Cal File: 039F3901.D
Als bottle: 39 Calibration Sample, Level: 2
Dil Factor: 1.00000
Integrator: Falcon Compound Sublist: 14-AR1268.SUB
Target Version: 4.14 Sample Matrix: None
Processing Host: CANPMSV21

				AMOUNTS			
				CAL-AMT	ON-COL		
RT	EXP RT	DLT RT	RESPONSE	(ng)	(ng)	TARGET RANGE	RATIO
14 AROCLOR-1268					CAS #: 11100-14-4		
5.387	5.397	-0.010	893898	0.10000	0.1051	80.00- 120.00	100.00
5.421	5.439	-0.018	838830	0.10000	0.1047	82.56- 137.59	93.84
5.620	5.630	-0.010	681804	0.10000	0.1037	2.72- 4.53	76.27
5.996	6.005	-0.009	300089	0.10000	0.1062	84.36- 140.61	33.57
6.291	6.302	-0.011	2170108	0.10000	0.1080	17.26- 28.76	242.77
		Average of Peak Amounts =			0.10554		

Data File: \\CANSVR11\DD\chem\GCS\a2hp13.i\100208IC-1.b\039F3901.D
Date : 09-FEB-2010 01:21
Client ID:
Sample Info: 1268,,1,2

Instrument: a2hp13.i
Operator:
Column diameter: 0.53

Column phase: restek pest clpI

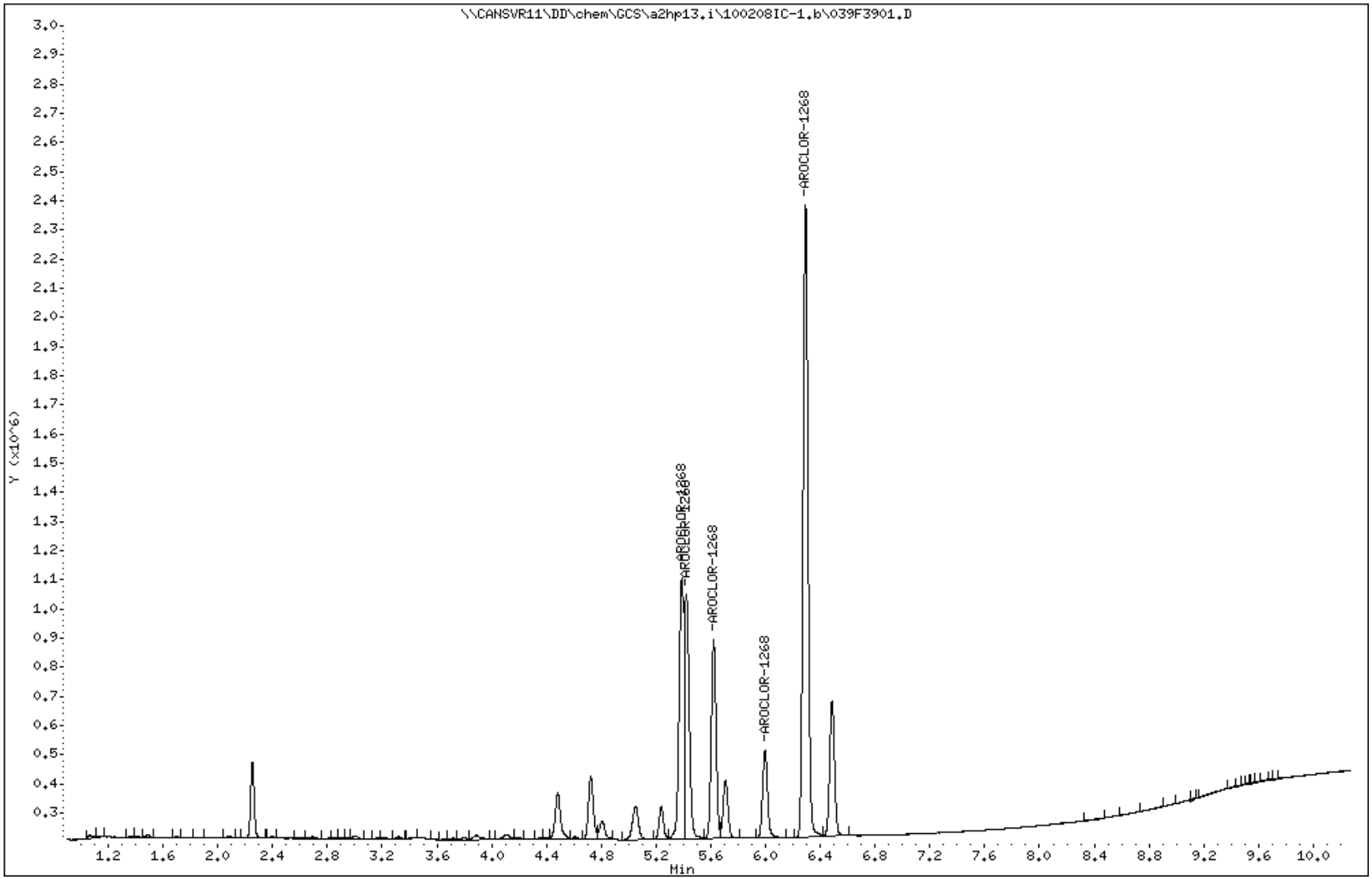

TestAmerica North Canton

PCB 8082/608

Data file : \\CANSVR11\DD\chem\GCS\a2hp13.i\100208IC-1.b\040F4001.D
Lab Smp Id: 1268
Inj Date : 09-FEB-2010 01:37
Operator : Inst ID: a2hp13.i
Smp Info : 1268,,1,3
Misc Info : 14-AR1268.SUB
Comment :
Method : \\CANSVR11\DD\chem\GCS\a2hp13.i\100208IC-1.b\PCB13.m
Meth Date : 09-Feb-2010 07:25 hassl Quant Type: ESTD
Cal Date : 09-FEB-2010 01:37 Cal File: 040F4001.D
Als bottle: 40 Calibration Sample, Level: 3
Dil Factor: 1.00000
Integrator: Falcon Compound Sublist: 14-AR1268.SUB
Target Version: 4.14 Sample Matrix: None
Processing Host: CANPMSV21

				AMOUNTS			
				CAL-AMT	ON-COL		
RT	EXP RT	DLT RT	RESPONSE	(ng)	(ng)	TARGET RANGE	RATIO
14 AROCLOR-1268					CAS #: 11100-14-4		
5.388	5.397	-0.009	1604518	0.20000	0.1887	80.00- 120.00	100.00
5.422	5.439	-0.017	1519826	0.20000	0.1897	82.56- 137.59	94.72
5.621	5.630	-0.009	1230544	0.20000	0.1872	2.72- 4.53	76.69
5.997	6.005	-0.008	515194	0.20000	0.1823	84.36- 140.61	32.11
6.292	6.302	-0.010	3754156	0.20000	0.1868	17.26- 28.76	233.97
		Average of Peak Amounts =			0.18694		

Data File: \\CANSVR11\DD\chem\GCS\a2hp13.i\100208IC-1.b\040F4001.D
Date : 09-FEB-2010 01:37
Client ID:
Sample Info: 1268,,1,3

Column phase: restek pest clpI

Instrument: a2hp13.i

Operator:

Column diameter: 0.53

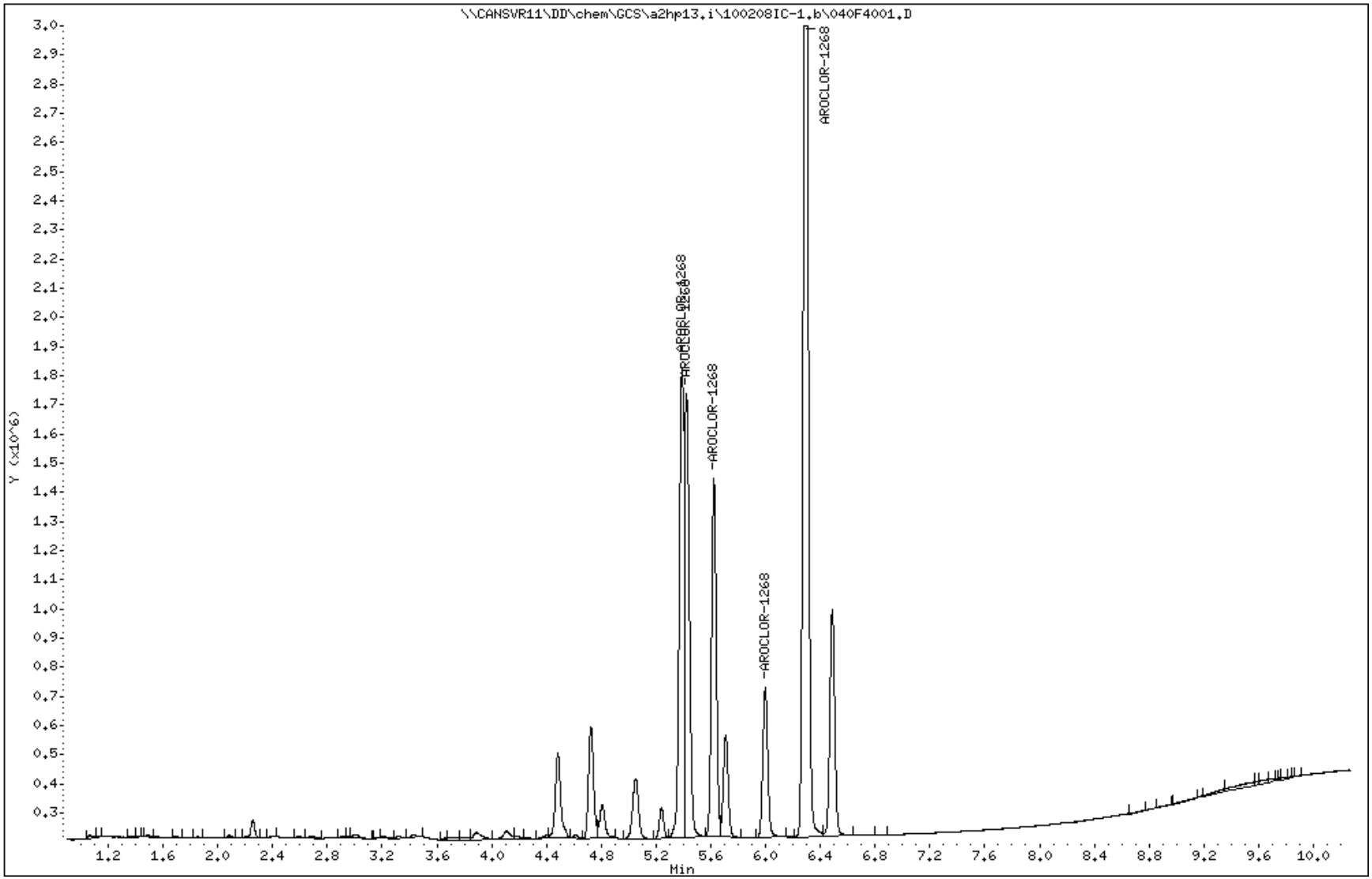

TestAmerica North Canton

PCB 8082/608

Data file : \\CANSVR11\DD\chem\GCS\a2hp13.i\100208IC-1.b\041F4101.D
Lab Smp Id: 1268
Inj Date : 09-FEB-2010 01:52
Operator : Inst ID: a2hp13.i
Smp Info : 1268,,1,4
Misc Info : 14-AR1268.SUB
Comment :
Method : \\CANSVR11\DD\chem\GCS\a2hp13.i\100208IC-1.b\PCB13.m
Meth Date : 09-Feb-2010 07:25 hassl Quant Type: ESTD
Cal Date : 09-FEB-2010 01:52 Cal File: 041F4101.D
Als bottle: 41 Calibration Sample, Level: 4
Dil Factor: 1.00000
Integrator: Falcon Compound Sublist: 14-AR1268.SUB
Target Version: 4.14 Sample Matrix: None
Processing Host: CANPMSV21

				AMOUNTS			
				CAL-AMT	ON-COL		
RT	EXP RT	DLT RT	RESPONSE	(ng)	(ng)	TARGET RANGE	RATIO
14 AROCLOR-1268					CAS #: 11100-14-4		
5.389	5.397	-0.008	4361223	0.50000	0.5129	80.00- 120.00	100.00
5.421	5.439	-0.018	4134029	0.50000	0.5160	82.56- 137.59	94.79
5.621	5.630	-0.009	3394525	0.50000	0.5163	2.72- 4.53	77.83
5.996	6.005	-0.009	1433306	0.50000	0.5073	84.36- 140.61	32.86
6.293	6.302	-0.009	10152678	0.50000	0.5052	17.26- 28.76	232.79
		Average of Peak Amounts =			0.51154		

Data File: \\CANSVR11\DD\chem\GCS\a2hp13.i\100208IC-1.b\041F4101.D
Date : 09-FEB-2010 01:52
Client ID:
Sample Info: 1268,,1,4

Instrument: a2hp13.i
Operator:
Column phase: restek pest clpI
Column diameter: 0.53

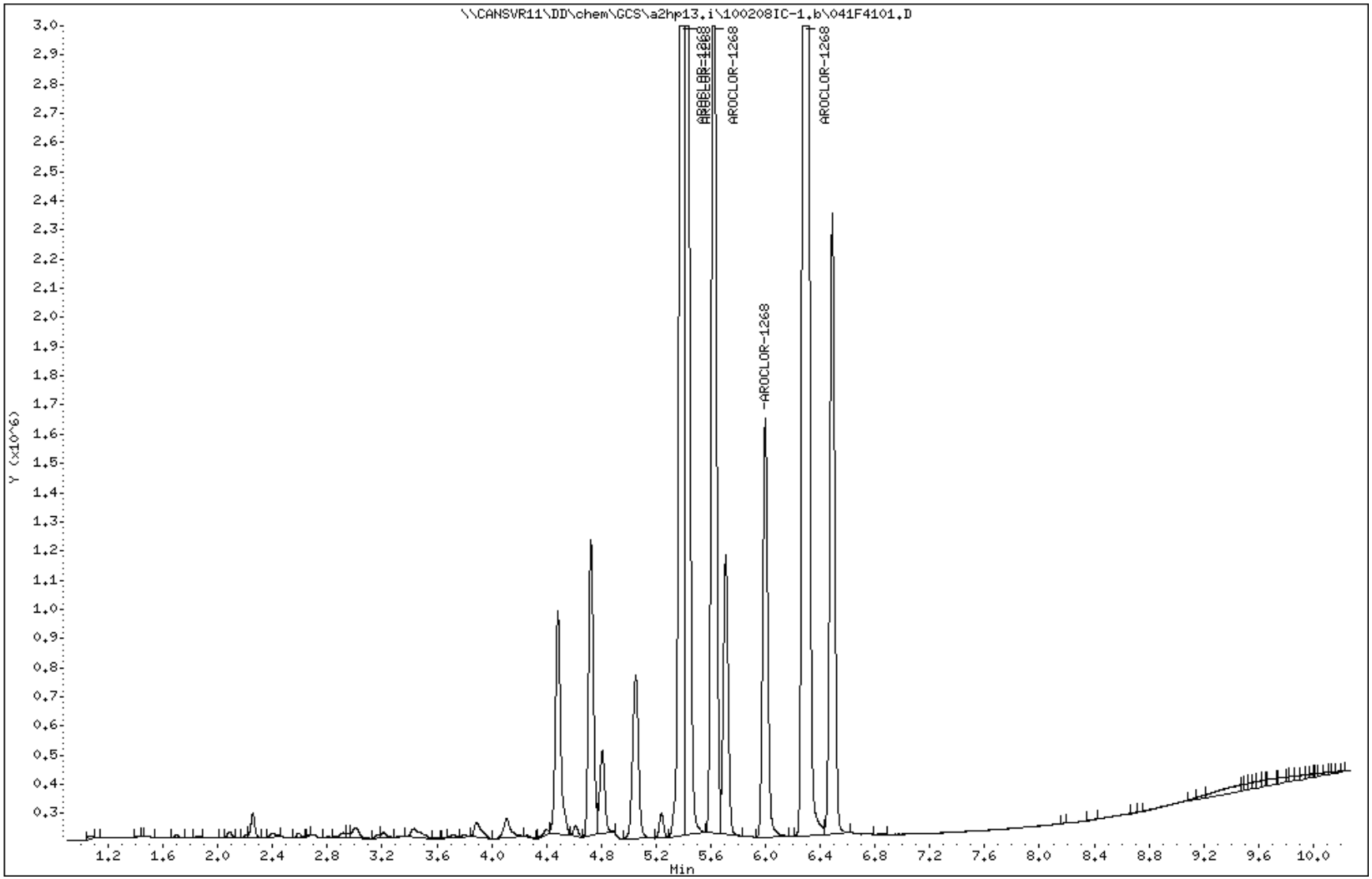

TestAmerica North Canton

PCB 8082/608

Data file : \\CANSVR11\DD\chem\GCS\a2hp13.i\100208IC-1.b\042F4201.D
Lab Smp Id: 1268
Inj Date : 09-FEB-2010 02:07
Operator : Inst ID: a2hp13.i
Smp Info : 1268,,1,5
Misc Info : 14-AR1268.SUB
Comment :
Method : \\CANSVR11\DD\chem\GCS\a2hp13.i\100208IC-1.b\PCB13.m
Meth Date : 09-Feb-2010 07:25 hassl Quant Type: ESTD
Cal Date : 09-FEB-2010 02:07 Cal File: 042F4201.D
Als bottle: 42 Calibration Sample, Level: 5
Dil Factor: 1.00000
Integrator: Falcon Compound Sublist: 14-AR1268.SUB
Target Version: 4.14 Sample Matrix: None
Processing Host: CANPMSV21

				AMOUNTS			
				CAL-AMT	ON-COL		
RT	EXP RT	DLT RT	RESPONSE	(ng)	(ng)	TARGET RANGE	RATIO
14 AROCLOR-1268					CAS #: 11100-14-4		
5.388	5.397	-0.009	8455422	1.00000	0.9945	80.00- 120.00	100.00
5.421	5.439	-0.018	8025460	1.00000	1.002	82.56- 137.59	94.91
5.620	5.630	-0.010	6622531	1.00000	1.007	2.72- 4.53	78.32
5.995	6.005	-0.010	2907263	1.00000	1.029	84.36- 140.61	34.38
6.291	6.302	-0.011	20048105	1.00000	0.9977	17.26- 28.76	237.10
		Average of Peak Amounts =			1.00604		

Data File: \\CANSVR11\DD\chem\GCS\a2hp13.i\100208IC-1.b\042F4201.D
Date : 09-FEB-2010 02:07
Client ID:
Sample Info: 1268,,1,5

Instrument: a2hp13.i
Operator:
Column phase: restek pest clpI
Column diameter: 0.53

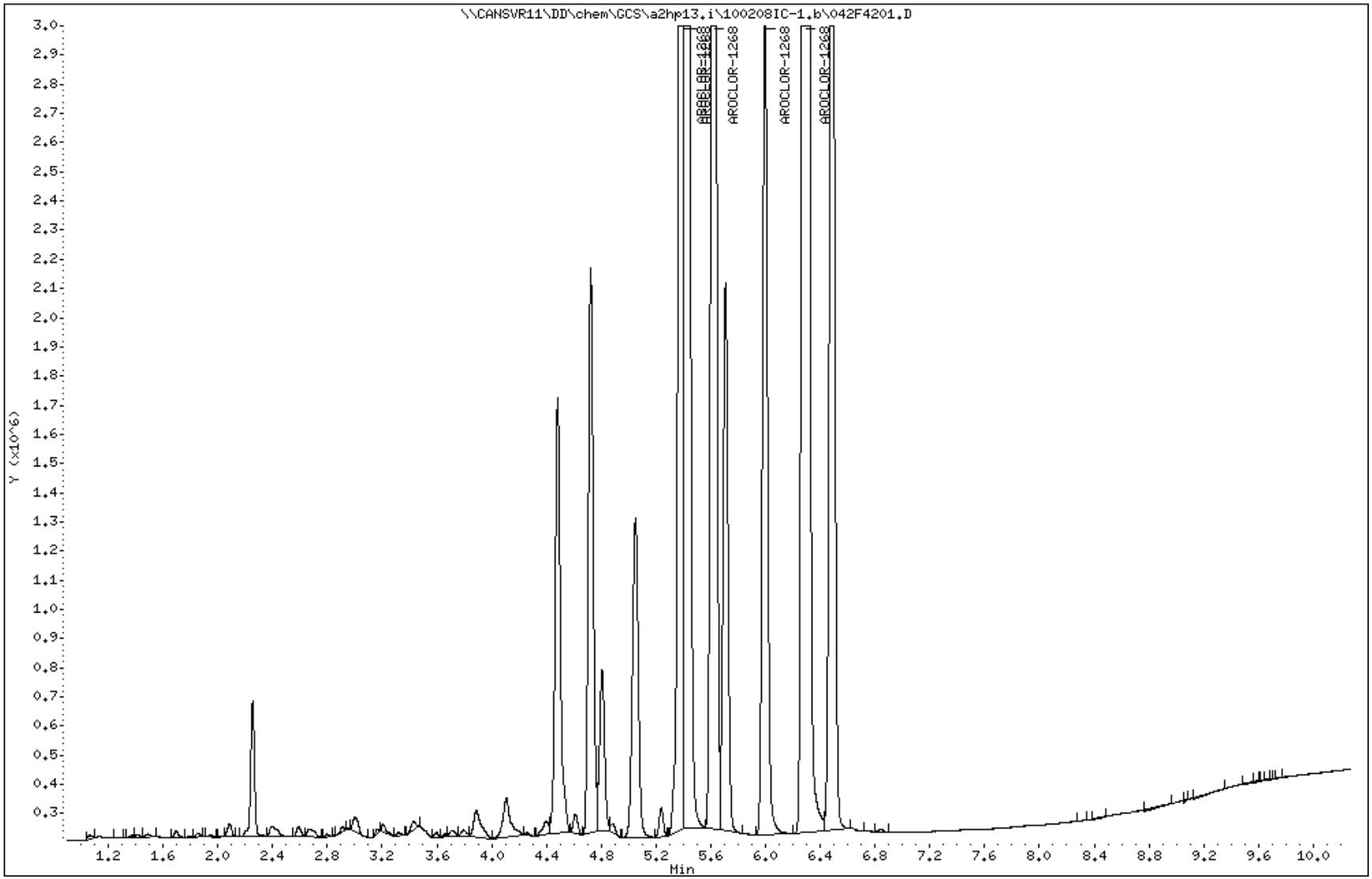

TestAmerica North Canton

PCB 8082/608

Data file : \\CANSVR11\DD\chem\GCS\a2hp13.i\100208IC-1.b\043F4301.D
Lab Smp Id: 1268
Inj Date : 09-FEB-2010 02:22
Operator : Inst ID: a2hp13.i
Smp Info : 1268,,1,6
Misc Info : 14-AR1268.SUB
Comment :
Method : \\CANSVR11\DD\chem\GCS\a2hp13.i\100208IC-1.b\PCB13.m
Meth Date : 09-Feb-2010 07:25 hassl Quant Type: ESTD
Cal Date : 09-FEB-2010 02:22 Cal File: 043F4301.D
Als bottle: 43 Calibration Sample, Level: 6
Dil Factor: 1.00000
Integrator: Falcon Compound Sublist: 14-AR1268.SUB
Target Version: 4.14 Sample Matrix: None
Processing Host: CANPMSV21

				AMOUNTS			
				CAL-AMT	ON-COL		
RT	EXP RT	DLT RT	RESPONSE	(ng)	(ng)	TARGET RANGE	RATIO
14 AROCLOR-1268					CAS #: 11100-14-4		
5.388	5.397	-0.009	15327765	2.00000	1.803	80.00- 120.00	100.00
5.422	5.439	-0.017	14527923	2.00000	1.813	82.56- 137.59	94.78
5.620	5.630	-0.010	12097268	2.00000	1.840	2.72- 4.53	78.92
5.996	6.005	-0.009	5143258	2.00000	1.820	84.36- 140.61	33.56
6.292	6.302	-0.010	35423594	2.00000	1.763	17.26- 28.76	231.11
		Average of Peak Amounts =			1.80780		

Data File: \\CANSVR11\DD\chem\GCS\a2hp13.i\100208IC-1.b\043F4301.D
Date : 09-FEB-2010 02:22
Client ID:
Sample Info: 1268,,1,6

Instrument: a2hp13.i
Operator:
Column phase: restek pest clpI
Column diameter: 0.53

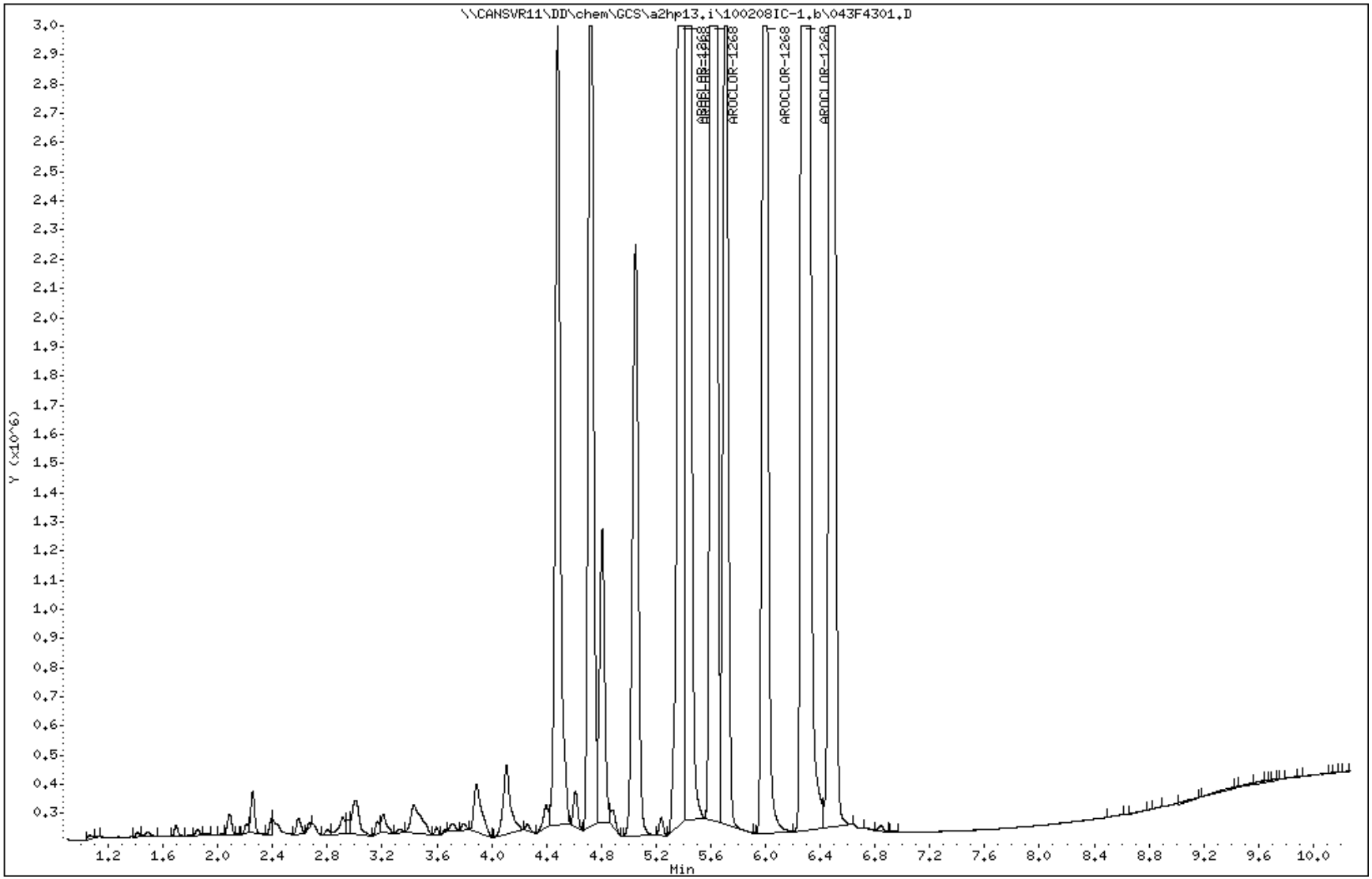

Data File: \\CANSVR11\DD\chem\GCS\a2hp13.i\100208IC-1.b\046F0101.D
Report Date: 09-Feb-2010 09:33

TestAmerica North Canton

CONTINUING CALIBRATION COMPOUNDS

Instrument ID: a2hp13.i Injection Date: 09-FEB-2010 08:14
Lab File ID: 046F0101.D Init. Cal. Date(s): 08-FEB-2010 09-FEB-2010
Analysis Type: Init. Cal. Times: 16:06 02:22
Lab Sample ID: 1CV Quant Type: ESTD
Method: \\CANSVR11\DD\chem\GCS\a2hp13.i\100208IC-1.b\PCB13.m

COMPOUND	RRF / AMOUNT	RF1	MIN RRF	%D / %DRIFT	MAX %D / %DRIFT	CURVE TYPE
3 AROCLOR-1016(1)	3556491	3431818	0.010	3.50549	15.00000	Averaged
(2)	6154428	5423225	0.010	11.88093	15.00000	Averaged
(3)	12978864	11295129	0.010	12.97290	15.00000	Averaged
(4)	5325964	4692669	0.010	11.89071	15.00000	Averaged
(5)	5303493	4910283	0.010	7.41416	15.00000	Averaged
8 AROCLOR-1260(1)	3018333	2857020	0.010	5.34443	15.00000	Averaged
(2)	4226485	4010594	0.010	5.10806	15.00000	Averaged
(3)	3850847	3675256	0.010	4.55980	15.00000	Averaged
(4)	5757318	5880421	0.010	-2.13821	15.00000	Averaged
(5)	3066451	3179542	0.010	-3.68803	15.00000	Averaged

Data File: \\CANSVR11\DD\chem\GCS\a2hp13.i\100208IC-1.b\046F0101.D
Report Date: 09-Feb-2010 09:33

TestAmerica North Canton

PCB 8082/608

Data file : \\CANSVR11\DD\chem\GCS\a2hp13.i\100208IC-1.b\046F0101.D
Lab Smp Id: 1CV
Inj Date : 09-FEB-2010 08:14
Operator : Inst ID: a2hp13.i
Smp Info : 1CV,,2
Misc Info :
Comment :
Method : \\CANSVR11\DD\chem\GCS\a2hp13.i\100208IC-1.b\PCB13.m
Meth Date : 09-Feb-2010 09:33 hassl Quant Type: ESTD
Cal Date : 09-FEB-2010 02:07 Cal File: 042F4201.D
Als bottle: 46 Continuing Calibration Sample
Dil Factor: 1.00000
Integrator: Falcon Compound Sublist: 6-AR1660.sub
Target Version: 4.14 Sample Matrix: None
Processing Host: CANPMSV21

				AMOUNTS				
				CAL-AMT	ON-COL			
RT	EXP RT	DLT RT	RESPONSE	(ng)	(ng)	TARGET RANGE		RATIO
3 AROCLOR-1016					CAS #: 12674-11-2			
1.420	1.420	0.000	3431818	1.00000	0.9649	80.00- 120.00		100.00
1.702	1.702	0.000	5423225	1.00000	0.8812	118.52- 197.53		158.03
2.096	2.096	0.000	11295129	1.00000	0.8703	246.85- 411.41		329.13
2.217	2.217	0.000	4692669	1.00000	0.8811	102.56- 170.93		136.74
2.599	2.599	0.000	4910283	1.00000	0.9258	107.31- 178.85		143.08
Average of Peak Amounts =					0.90466			
8 AROCLOR-1260					CAS #: 11096-82-5			
3.801	3.801	0.000	2857020	1.00000	0.9466	80.00- 120.00		100.00
4.089	4.089	0.000	4010594	1.00000	0.9489	105.28- 175.47		140.38
4.366	4.366	0.000	3675256	1.00000	0.9544	96.48- 160.80		128.64
5.066	5.066	0.000	5880421	1.00000	1.021	154.37- 257.28		205.82
5.347	5.347	0.000	3179542	1.00000	1.037	83.47- 139.11		111.29
Average of Peak Amounts =					0.98158			

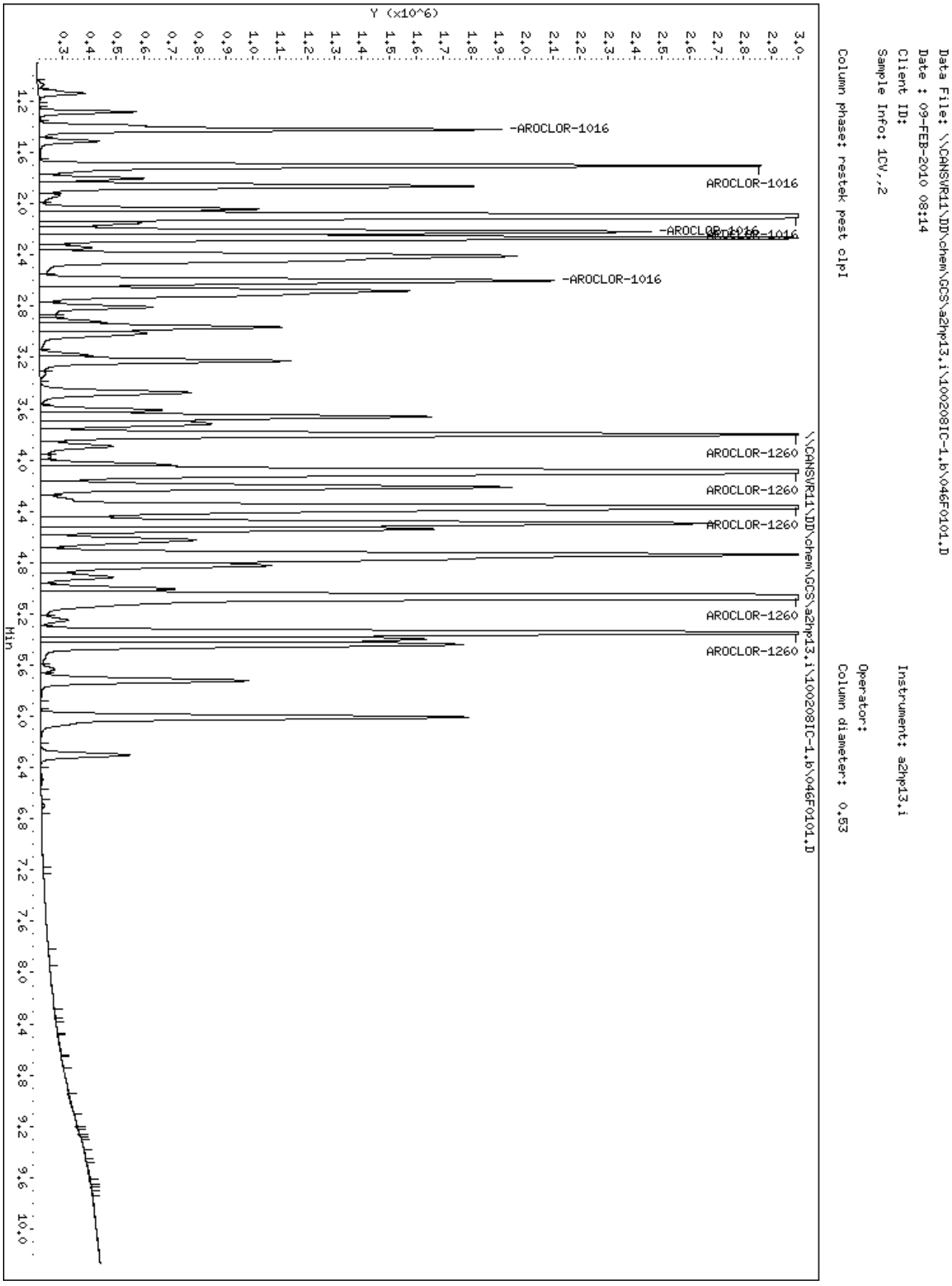
Data File: \\CANSVR11\DD\chem\GCS\a2hp13.i\100208IC-1.b\046F0101.D
Date : 09-FEB-2010 08:14
Client ID:
Sample Info: 1CV,.2
Column phase: restek pest clpI
Instrument: a2hp13.i
Operator:
Column diameter: 0.53
Y (x10^6)
Min
-AROCLOR-1016
AROCLOR-1016
-AROCLOR-1016
-AROCLOR-1016
AROCLOR-1260
AROCLOR-1260
AROCLOR-1260
AROCLOR-1260
AROCLOR-1260
\\CANSVR11\DD\chem\GCS\a2hp13.i\100208IC-1.b\046F0101.D

FORM 8
SEMIVOLATILE ANALYTICAL SEQUENCE

Lab Name: NORTH CANTON Contract:

Lab Code: TALCAN Case No.: SAS No.: SDG No.: A0B180429

GC Column: RESTEK PEST CLPI ID: 0.53 (mm) Init. Calib. Date(s): 02/08/10 02/09/10

Instrument ID: A2HP13

THE ANALYTICAL SEQUENCE OF PERFORMANCE EVALUATION MIXTURES, BLANKS, SAMPLES, AND STANDARDS IS GIVEN BELOW:

MEAN SURROGATE RT FROM INITIAL CALIBRATION
S1 : 1.16 S2 : 6.52

	CLIENT SAMPLE NO.	LAB SAMPLE ID	DATE ANALYZED	TIME ANALYZED	S1 RT #	S2 RT #
01		1660	03/01/10	0838	1.16	6.51
02		MRL	03/01/10	0853		
03	B12SS-038M-5	LVTQ31A9	03/01/10	1022	1.16	6.51
04	ATASS-015M-5	LVTT01AE	03/01/10	1036	1.16	6.52
05	ATASS-015M-5	LVTT01CC	03/01/10	1052	1.16	6.52
06	ATASS-015M-5	LVTT01CD	03/01/10	1107	1.16	6.52
07		E009	03/01/10	1121	1.16	6.52
08	LV0FJBLK	LV0FJ1AA	03/01/10	1320	1.16	6.52
09	LV0FJCHK	LV0FJ1AC	03/01/10	1335	1.16	6.52
10		E009	03/01/10	1349	1.16	6.52
11		MRL	03/02/10	0116		
12						
13						
14						
15						
16						
17						
18						
19						
20						
21						
22						
23						
24						
25						
26						
27						
28						
29						
30						
31						
32						

QC LIMITS
S1 = TCMX (+/- 0.10 MINUTES)
S2 = DCB (+/- 0.10 MINUTES)

Column used to flag retention time values with an asterisk.
* Values outside of QC limits.

Report Date: 01-Mar-2010 17:03

Calibration History

Method : \\CANSVR11\DD\chem\GCS\a2hp13.i\100301-1.b\PCB13.m
Start Cal Date: 08-FEB-2010 16:06
End Cal Date : 09-FEB-2010 02:22
Last Cal Level: 5
Last Cal Type : Continuing Calibration

Initial Calibration

Injection Date	Sublist	Calibration File
Cal Level: 1 , Cal Amount: 0.05000		
09-FEB-2010 01:06	14-AR1268	\\CANSVR11\DD\chem\GCS\a2hp13.i\100208IC-1.b\038F3801.D
08-FEB-2010 23:37	13-AR1262	\\CANSVR11\DD\chem\GCS\a2hp13.i\100208IC-1.b\032F3201.D
08-FEB-2010 22:07	12-AR1660TD	\\CANSVR11\DD\chem\GCS\a2hp13.i\100208IC-1.b\026F2601.D
08-FEB-2010 20:36	9-AR2154	\\CANSVR11\DD\chem\GCS\a2hp13.i\100208IC-1.b\020F2001.D
08-FEB-2010 19:06	3-AR1248	\\CANSVR11\DD\chem\GCS\a2hp13.i\100208IC-1.b\014F1401.D
08-FEB-2010 17:37	2-AR1242	\\CANSVR11\DD\chem\GCS\a2hp13.i\100208IC-1.b\008F0801.D
08-FEB-2010 16:06	1-AR1232	\\CANSVR11\DD\chem\GCS\a2hp13.i\100208IC-1.b\002F0201.D
Cal Level: 2 , Cal Amount: 0.10000		
09-FEB-2010 01:21	14-AR1268	\\CANSVR11\DD\chem\GCS\a2hp13.i\100208IC-1.b\039F3901.D
08-FEB-2010 23:52	13-AR1262	\\CANSVR11\DD\chem\GCS\a2hp13.i\100208IC-1.b\033F3301.D
08-FEB-2010 22:21	12-AR1660TD	\\CANSVR11\DD\chem\GCS\a2hp13.i\100208IC-1.b\027F2701.D
08-FEB-2010 20:52	9-AR2154	\\CANSVR11\DD\chem\GCS\a2hp13.i\100208IC-1.b\021F2101.D
08-FEB-2010 19:21	3-AR1248	\\CANSVR11\DD\chem\GCS\a2hp13.i\100208IC-1.b\015F1501.D
08-FEB-2010 17:51	2-AR1242	\\CANSVR11\DD\chem\GCS\a2hp13.i\100208IC-1.b\009F0901.D
08-FEB-2010 16:21	1-AR1232	\\CANSVR11\DD\chem\GCS\a2hp13.i\100208IC-1.b\003F0301.D
Cal Level: 3 , Cal Amount: 0.20000		
09-FEB-2010 01:37	14-AR1268	\\CANSVR11\DD\chem\GCS\a2hp13.i\100208IC-1.b\040F4001.D
09-FEB-2010 00:06	13-AR1262	\\CANSVR11\DD\chem\GCS\a2hp13.i\100208IC-1.b\034F3401.D
08-FEB-2010 22:36	12-AR1660TD	\\CANSVR11\DD\chem\GCS\a2hp13.i\100208IC-1.b\028F2801.D
08-FEB-2010 21:07	9-AR2154	

|\\CANSVR11\DD\chem\GCS\a2hp13.i\100208IC-1.b\022F2201.D |
|08-FEB-2010 19:36 |3-AR1248 |
|\\CANSVR11\DD\chem\GCS\a2hp13.i\100208IC-1.b\016F1601.D |
|08-FEB-2010 18:06 |2-AR1242 |
|\\CANSVR11\DD\chem\GCS\a2hp13.i\100208IC-1.b\010F1001.D |
|08-FEB-2010 16:36 |1-AR1232 |
|\\CANSVR11\DD\chem\GCS\a2hp13.i\100208IC-1.b\004F0401.D |
+------------------+----------------+--+

+------------------+----------------+--+
| Cal Level: 4 , Cal Amount: 0.50000 |
+==+
|09-FEB-2010 01:52 |14-AR1268 |
|\\CANSVR11\DD\chem\GCS\a2hp13.i\100208IC-1.b\041F4101.D |
|09-FEB-2010 00:21 |13-AR1262 |
|\\CANSVR11\DD\chem\GCS\a2hp13.i\100208IC-1.b\035F3501.D |
|08-FEB-2010 22:52 |12-AR1660TD |
|\\CANSVR11\DD\chem\GCS\a2hp13.i\100208IC-1.b\029F2901.D |
|08-FEB-2010 21:21 |9-AR2154 |
|\\CANSVR11\DD\chem\GCS\a2hp13.i\100208IC-1.b\023F2301.D |
|08-FEB-2010 19:51 |3-AR1248 |
|\\CANSVR11\DD\chem\GCS\a2hp13.i\100208IC-1.b\017F1701.D |
|08-FEB-2010 18:22 |2-AR1242 |
|\\CANSVR11\DD\chem\GCS\a2hp13.i\100208IC-1.b\011F1101.D |
|08-FEB-2010 16:51 |1-AR1232 |
|\\CANSVR11\DD\chem\GCS\a2hp13.i\100208IC-1.b\005F0501.D |
+------------------+----------------+--+

+------------------+----------------+--+
| Cal Level: 5 , Cal Amount: 1.00000 |
+==+
|09-FEB-2010 02:07 |14-AR1268 |
|\\CANSVR11\DD\chem\GCS\a2hp13.i\100208IC-1.b\042F4201.D |
|09-FEB-2010 00:36 |13-AR1262 |
|\\CANSVR11\DD\chem\GCS\a2hp13.i\100208IC-1.b\036F3601.D |
|08-FEB-2010 23:07 |12-AR1660TD |
|\\CANSVR11\DD\chem\GCS\a2hp13.i\100208IC-1.b\030F3001.D |
|08-FEB-2010 21:36 |9-AR2154 |
|\\CANSVR11\DD\chem\GCS\a2hp13.i\100208IC-1.b\024F2401.D |
|08-FEB-2010 20:07 |3-AR1248 |
|\\CANSVR11\DD\chem\GCS\a2hp13.i\100208IC-1.b\018F1801.D |
|08-FEB-2010 18:37 |2-AR1242 |
|\\CANSVR11\DD\chem\GCS\a2hp13.i\100208IC-1.b\012F1201.D |
|08-FEB-2010 17:06 |1-AR1232 |
|\\CANSVR11\DD\chem\GCS\a2hp13.i\100208IC-1.b\006F0601.D |
+------------------+----------------+--+

+------------------+----------------+--+
| Cal Level: 6 , Cal Amount: 2.00000 |
+==+
|09-FEB-2010 02:22 |14-AR1268 |
|\\CANSVR11\DD\chem\GCS\a2hp13.i\100208IC-1.b\043F4301.D |
|09-FEB-2010 00:51 |13-AR1262 |
|\\CANSVR11\DD\chem\GCS\a2hp13.i\100208IC-1.b\037F3701.D |
|08-FEB-2010 23:21 |12-AR1660TD |
|\\CANSVR11\DD\chem\GCS\a2hp13.i\100208IC-1.b\031F3101.D |
|08-FEB-2010 21:52 |9-AR2154 |
|\\CANSVR11\DD\chem\GCS\a2hp13.i\100208IC-1.b\025F2501.D |
|08-FEB-2010 20:22 |3-AR1248 |
|\\CANSVR11\DD\chem\GCS\a2hp13.i\100208IC-1.b\019F1901.D |
|08-FEB-2010 18:51 |2-AR1242 |
|\\CANSVR11\DD\chem\GCS\a2hp13.i\100208IC-1.b\013F1301.D |
|08-FEB-2010 17:22 |1-AR1232 |

```
|\\CANSVR11\DD\chem\GCS\a2hp13.i\100208IC-1.b\007F0701.D                    |
+------------------+----------------+----------------------------------------+


Continuing Calibration
Ccal Level Mode: GLOBAL LEVEL 4
+------------------+----------------+----------------------------------------+
|01-MAR-2010 16:33 |12-AR1660TD     |                                        |
|\\CANSVR11\dd\chem\GCS\a2hp13.i\100301-1.b\034F3401.D                       |
|01-MAR-2010 13:49 |12-AR1660TD     |                                        |
|\\CANSVR11\dd\chem\GCS\a2hp13.i\100301-1.b\023F2301.D                       |
|01-MAR-2010 11:21 |12-AR1660td     |                                        |
|\\CANSVR11\DD\chem\GCS\a2hp13.i\100301-1.b\013F1301.D                       |
|01-MAR-2010 11:36 |12-AR1660td     |                                        |
|\\CANSVR11\DD\chem\GCS\a2hp13.i\100301-1.b\014F1401.D                       |
|01-MAR-2010 09:52 |all             |                                        |
|\\CANSVR11\dd\chem\GCS\a2hp13.i\100301-1.b\007F0701.D                       |
|01-MAR-2010 09:37 |3-AR1248        |                                        |
|\\CANSVR11\dd\chem\GCS\a2hp13.i\100301-1.b\006F0601.D                       |
|01-MAR-2010 09:22 |2-AR1242        |                                        |
|\\CANSVR11\dd\chem\GCS\a2hp13.i\100301-1.b\005F0501.D                       |
|01-MAR-2010 09:07 |1-AR1232        |                                        |
|\\CANSVR11\dd\chem\GCS\a2hp13.i\100301-1.b\004F0401.D                       |
|01-MAR-2010 08:38 |12-AR1660TD     |                                        |
|\\CANSVR11\dd\chem\GCS\a2hp13.i\100301-1.b\002F0201.D                       |
+------------------+----------------+----------------------------------------+
```

Data File: \\CANSVR11\DD\chem\GCS\a2hp13.i\100301-1.b\002F0201.D
Report Date: 02-Mar-2010 07:26

TestAmerica North Canton

CONTINUING CALIBRATION COMPOUNDS

Instrument ID: a2hp13.i Injection Date: 01-MAR-2010 08:38
Lab File ID: 002F0201.D Init. Cal. Date(s): 08-FEB-2010 09-FEB-2010
Analysis Type: Init. Cal. Times: 16:06 02:22
Lab Sample ID: 1660 Quant Type: ESTD
Method: \\CANSVR11\dd\chem\GCS\a2hp13.i\100301-1.b\PCB13.m

COMPOUND	RRF / AMOUNT	RF0.500	MIN RRF	%D / %DRIFT	MAX %D / %DRIFT	CURVE TYPE
$ 1 TCMX	124233510	124481480	0.010	-0.19960	15.00000	Averaged
3 AROCLOR-1016(1)	3556491	3275062	0.010	7.91310	15.00000	Averaged
(2)	6154428	5757002	0.010	6.45756	15.00000	Averaged
(3)	12978864	12481816	0.010	3.82967	15.00000	Averaged
(4)	5325964	5085676	0.010	4.51163	15.00000	Averaged
(5)	5303493	4998490	0.010	5.75098	15.00000	Averaged
8 AROCLOR-1260(1)	3018333	2780818	0.010	7.86907	15.00000	Averaged
(2)	4226485	3882586	0.010	8.13677	15.00000	Averaged
(3)	3850847	3568696	0.010	7.32698	15.00000	Averaged
(4)	5757318	5511620	0.010	4.26757	15.00000	Averaged
(5)	3066451	2876520	0.010	6.19382	15.00000	Averaged
$ 9 DCB	55471757	55986240	0.010	-0.92747	15.00000	Averaged

Data File: \\CANSVR11\DD\chem\GCS\a2hp13.i\100301-1.b\002F0201.D
Report Date: 02-Mar-2010 07:26

TestAmerica North Canton

PCB 8082/608

Data file : \\CANSVR11\DD\chem\GCS\a2hp13.i\100301-1.b\002F0201.D
Lab Smp Id: 1660
Inj Date : 01-MAR-2010 08:38
Operator : Inst ID: a2hp13.i
Smp Info : 1660,,2 E009
Misc Info : 12-AR1660TD.SUB
Comment :
Method : \\CANSVR11\dd\chem\GCS\a2hp13.i\100301-1.b\PCB13.m
Meth Date : 02-Mar-2010 07:21 hassl Quant Type: ESTD
Cal Date : 09-FEB-2010 02:07 Cal File: 042F4201.D
Als bottle: 2 Continuing Calibration Sample
Dil Factor: 1.00000
Integrator: Falcon Compound Sublist: 12-AR1660TD.SUB
Target Version: 4.14 Sample Matrix: None
Processing Host: CANSVR11

				AMOUNTS			
				CAL-AMT	ON-COL		
RT	EXP RT	DLT RT	RESPONSE	(ng)	(ng)	TARGET RANGE	RATIO
$ 1 TCMX					CAS #: 877-09-8		
1.159	1.159	0.000	3112037	0.02500	0.02505		
3 AROCLOR-1016					CAS #: 12674-11-2		
1.429	1.429	0.000	1637531	0.50000	0.4604	80.00- 120.00	100.00(M)
1.712	1.712	0.000	2878501	0.50000	0.4677	131.84- 219.73	175.78
2.106	2.106	0.000	6240908	0.50000	0.4808	285.84- 476.40	381.12
2.228	2.228	0.000	2542838	0.50000	0.4774	116.46- 194.11	155.28
2.610	2.610	0.000	2499245	0.50000	0.4712	114.47- 190.78	152.62
		Average of Peak Amounts =			0.47150		
8 AROCLOR-1260					CAS #: 11096-82-5		
3.814	3.814	0.000	1390409	0.50000	0.4606	80.00- 120.00	100.00
4.103	4.103	0.000	1941293	0.50000	0.4593	104.72- 174.53	139.62
4.381	4.381	0.000	1784348	0.50000	0.4634	96.25- 160.42	128.33
5.081	5.081	0.000	2755810	0.50000	0.4787	148.65- 247.75	198.20
5.363	5.363	0.000	1438260	0.50000	0.4690	77.58- 129.30	103.44
		Average of Peak Amounts =			0.46620		
$ 9 DCB					CAS #: 2051-24-3		
6.511	6.511	0.000	1399656	0.02500	0.02523		

QC Flag Legend

M - Compound response manually integrated.

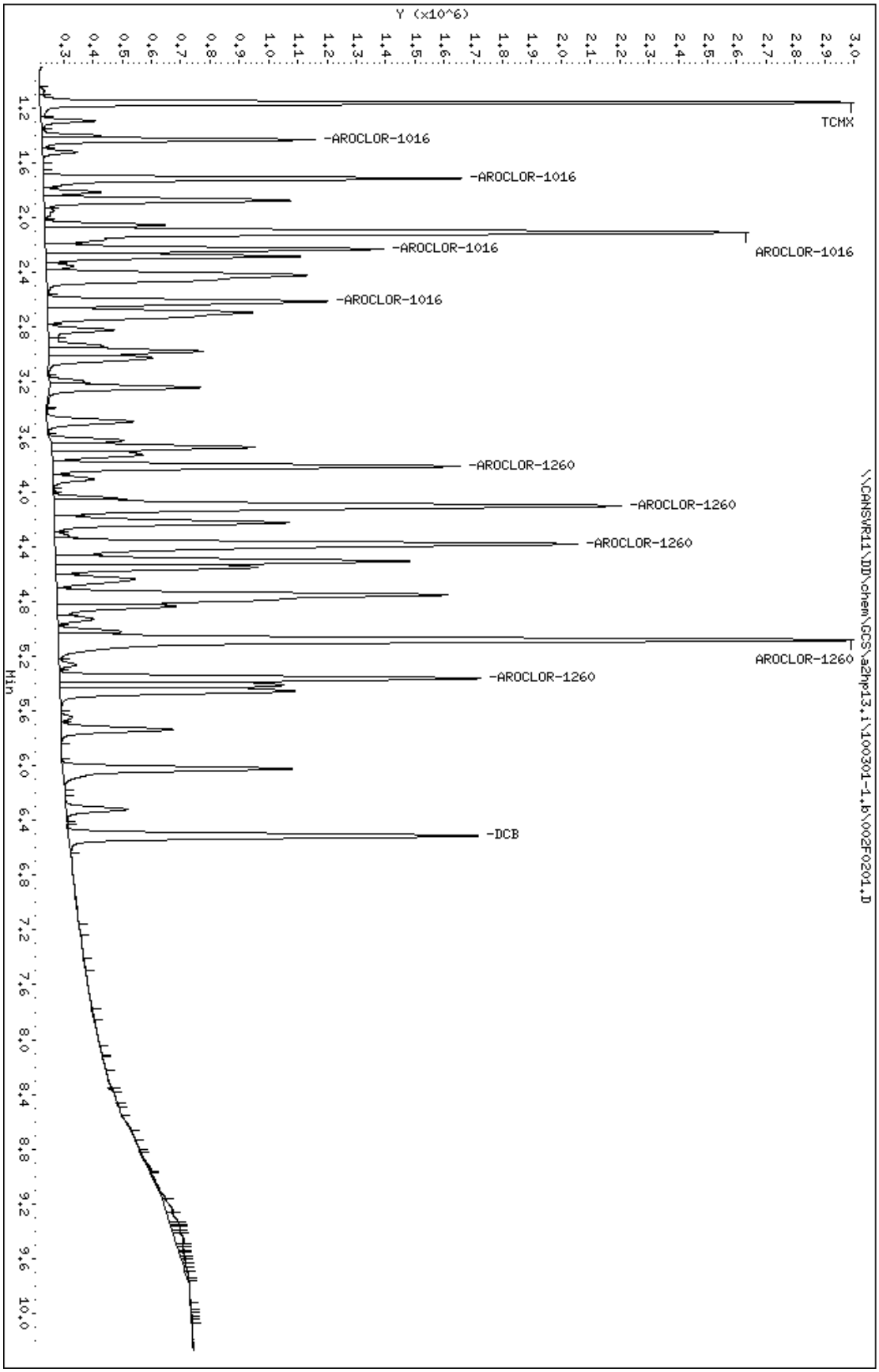
Data File: \\CANSVR11\DD\chem\GCS\a2hp13.i\100301-1.b\002F0201.D
Date : 01-MAR-2010 08:38
Client ID:
Sample Info: 1660,,2 E009
Column phase: restek pest clpI
Instrument: a2hp13.i
Operator:
Column diameter: 0.53
Y (x10^6)
Min
TCMX
-AROCLOR-1016
-AROCLOR-1016
AROCLOR-1016
-AROCLOR-1016
-AROCLOR-1016
-AROCLOR-1260
-AROCLOR-1260
-AROCLOR-1260
AROCLOR-1260
-AROCLOR-1260
-DCB
\\CANSVR11\DD\chem\GCS\a2hp13.i\100301-1.b\002F0201.D

Data File Name: 002F0201.D
Inj. Date and Time: 01-MAR-2010 08:38
Instrument ID: a2hp13.i
Client ID:
Compound Name: AROCLOR-1016
CAS #: 12674-11-2
Report Date: 03/02/2010

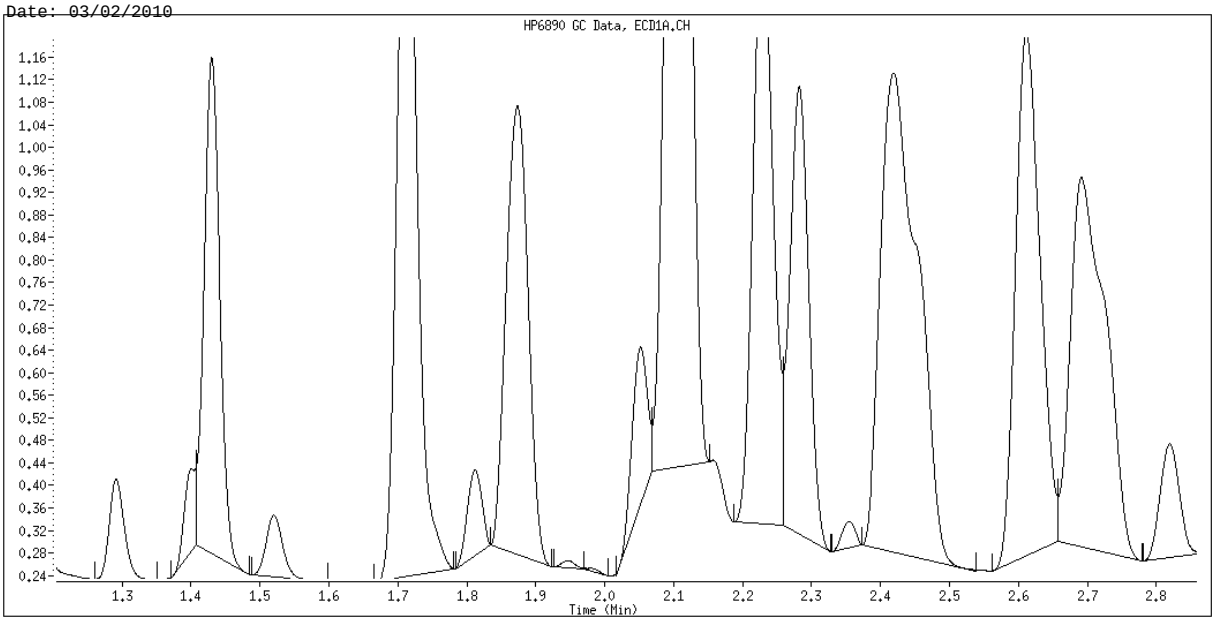

Original Integration

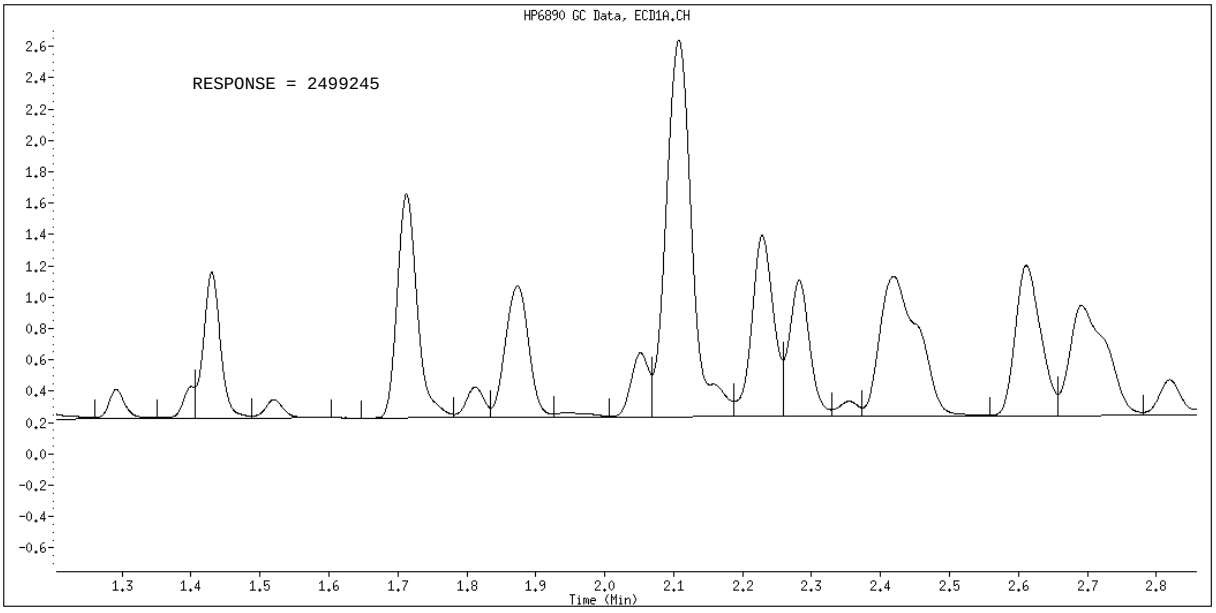

Manual Integration

Manually Integrated By: hassl
Manual Integration Reason: Analyte not Identified by the Data System

Data File: \\CANSVR11\DD\chem\GCS\a2hp13.i\100301-1.b\003F0301.D
Report Date: 02-Mar-2010 08:19

TestAmerica North Canton

RECOVERY REPORT

Client Name: Client SDG: SDGa02149
Sample Matrix: LIQUID Fraction: SV
Lab Smp Id: MRL
Level: LOW Operator:
Data Type: GC MULTI COMP SampleType: MRL
SpikeList File: MRL.spk Quant Type: ESTD
Sublist File: 6-AR1660.sub
Method File: \\CANSVR11\DD\chem\GCS\a2hp13.i\100301-1.b\PCB13.m
Misc Info:

SPIKE COMPOUND	AMOUNT ADDED ng	AMOUNT RECOVERED ng	% RECOVERED	LIMITS
3 AROCLOR-1016	0.05000	0.05308	106.16	70-130
8 AROCLOR-1260	0.05000	0.05137	102.74	70-130

Data File: \\CANSVR11\DD\chem\GCS\a2hp13.i\100301-1.b\003F0301.D
Report Date: 02-Mar-2010 08:19

TestAmerica North Canton

PCB 8082/608

Data file : \\CANSVR11\DD\chem\GCS\a2hp13.i\100301-1.b\003F0301.D
Lab Smp Id: MRL
Inj Date : 01-MAR-2010 08:53
Operator : Inst ID: a2hp13.i
Smp Info : MRL
Misc Info :
Comment :
Method : \\CANSVR11\DD\chem\GCS\a2hp13.i\100301-1.b\PCB13.m
Meth Date : 02-Mar-2010 07:21 hassl Quant Type: ESTD
Cal Date : 09-FEB-2010 02:07 Cal File: 042F4201.D
Als bottle: 3 QC Sample: MRL
Dil Factor: 1.00000
Integrator: Falcon Compound Sublist: 6-AR1660.sub
Target Version: 4.14 Sample Matrix: WATER
Processing Host: CANPMSV21

Concentration Formula: Amt * DF * Vt/Vo * CpndVariable

Name	Value	Description
DF	1.000	Dilution Factor
Vt	1000.000	final volume
Vo	1000.000	intitial volume
Cpnd Variable		Local Compound Variable

RT	EXP RT	DLT RT	RESPONSE	CONCENTRATIONS ON-COL (ng)	FINAL (ug/L)	TARGET RANGE	RATIO
3 AROCLOR-1016					CAS #: 12674-11-2		
1.431	1.433	-0.002	201166	0.05656	0.05656	80.00- 120.00	100.00(M)
1.714	1.718	-0.004	337245	0.05480	0.05480	133.77- 222.95	167.65
2.109	2.113	-0.004	639313	0.04926	0.04926	296.13- 493.54	317.80
2.231	2.234	-0.003	279888	0.05255	0.05255	119.35- 198.92	139.13
2.612	2.617	-0.005	277016	0.05223	0.05223	118.19- 196.98	137.71
Average of Peak Concentrations =				0.05308			
8 AROCLOR-1260					CAS #: 11096-82-5		
3.818	3.821	-0.003	157834	0.05229	0.05229	80.00- 120.00	100.00
4.107	4.109	-0.002	219213	0.05187	0.05187	104.94- 174.91	138.89
4.386	4.388	-0.002	193301	0.05020	0.05020	96.91- 161.52	122.47
5.086	5.088	-0.002	297097	0.05160	0.05160	151.14- 251.90	188.23
5.367	5.370	-0.003	156076	0.05090	0.05090	79.65- 132.75	98.89
Average of Peak Concentrations =				0.05137			

QC Flag Legend

M - Compound response manually integrated.

Data File: \\CANSVR11\DD\chem\GCS\a2hp13.i\100301-1.b\003F0301.D
Date : 01-MAR-2010 08:53
Client ID:
Instrument: a2hp13.i
Sample Info: MRL
Purge Volume: 1000.0
Operator:
Column phase: restek pest clpI
Column diameter: 0.53

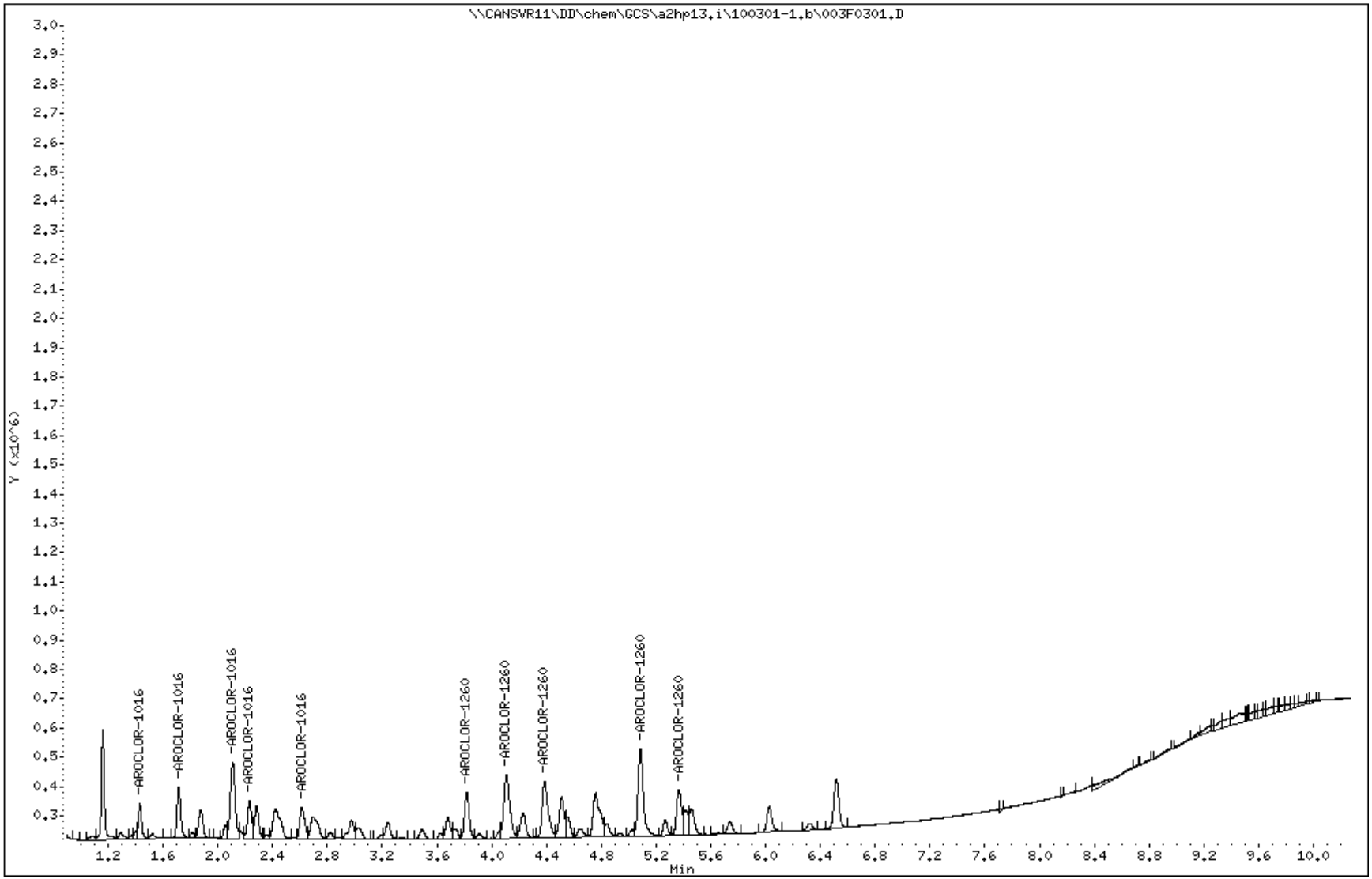

Data File Name: 003F0301.D
Inj. Date and Time: 01-MAR-2010 08:53
Instrument ID: a2hp13.i
Client ID:
Compound Name: AROCLOR-1016
CAS #: 12674-11-2
Report Date: 03/02/2010

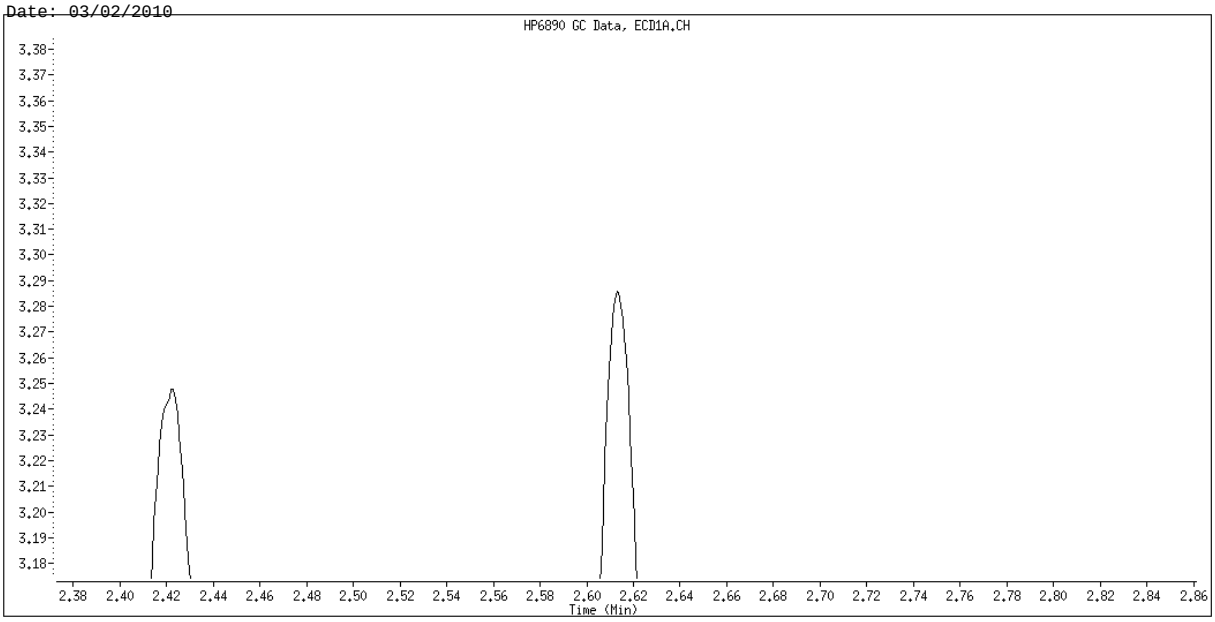

Original Integration

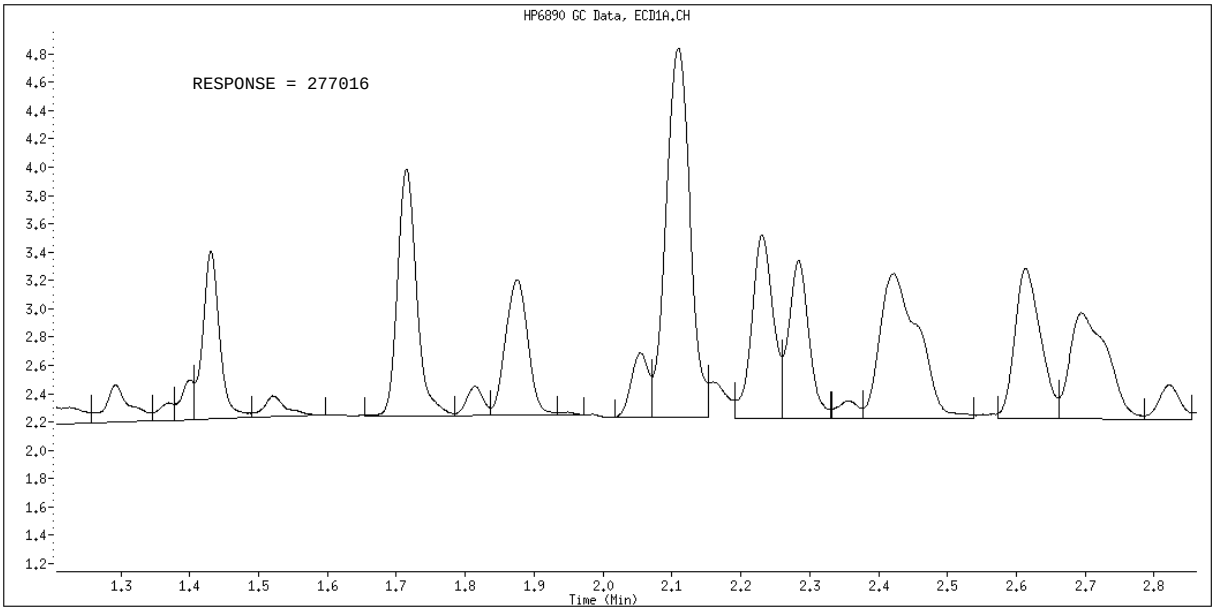

Manual Integration

Manually Integrated By: hassl
Manual Integration Reason: Baseline Event

Data File: \\CANSVR11\DD\chem\GCS\a2hp13.i\100301-1.b\013F1301.D
Report Date: 02-Mar-2010 09:42

TestAmerica North Canton

CONTINUING CALIBRATION COMPOUNDS

Instrument ID: a2hp13.i Injection Date: 01-MAR-2010 11:21
Lab File ID: 013F1301.D Init. Cal. Date(s): 08-FEB-2010 09-FEB-2010
Analysis Type: SOIL Init. Cal. Times: 16:06 02:22
Lab Sample ID: E009 Quant Type: ESTD
Method: \\CANSVR11\DD\chem\GCS\a2hp13.i\100301-1.b\PCB13.m

COMPOUND	RRF / AMOUNT	RF0.500	MIN RRF	%D / %DRIFT	MAX %D / %DRIFT	CURVE TYPE
$ 1 TCMX	124233510	125556000	0.010	-1.06452	15.00000	Averaged
3 AROCLOR-1016(1)	3556491	3274338	0.010	7.93345	15.00000	Averaged
(2)	6154428	5703700	0.010	7.32364	15.00000	Averaged
(3)	12978864	12206320	0.010	5.95232	15.00000	Averaged
(4)	5325964	4951676	0.010	7.02761	15.00000	Averaged
(5)	5303493	4896194	0.010	7.67982	15.00000	Averaged
8 AROCLOR-1260(1)	3018333	2739938	0.010	9.22346	15.00000	Averaged
(2)	4226485	3843166	0.010	9.06946	15.00000	Averaged
(3)	3850847	3528456	0.010	8.37195	15.00000	Averaged
(4)	5757318	5594520	0.010	2.82766	15.00000	Averaged
(5)	3066451	2937426	0.010	4.20762	15.00000	Averaged
$ 9 DCB	55471757	57206560	0.010	-3.12736	15.00000	Averaged

Data File: \\CANSVR11\DD\chem\GCS\a2hp13.i\100301-1.b\013F1301.D
Report Date: 02-Mar-2010 09:42

TestAmerica North Canton

PCB 8082/608

Data file : \\CANSVR11\DD\chem\GCS\a2hp13.i\100301-1.b\013F1301.D
Lab Smp Id: E009
Inj Date : 01-MAR-2010 11:21
Operator : Inst ID: a2hp13.i
Smp Info : E009,,2
Misc Info :
Comment :
Method : \\CANSVR11\DD\chem\GCS\a2hp13.i\100301-1.b\PCB13.m
Meth Date : 02-Mar-2010 09:42 a2hp13.i Quant Type: ESTD
Cal Date : 09-FEB-2010 02:07 Cal File: 042F4201.D
Als bottle: 13 Continuing Calibration Sample
Dil Factor: 1.00000
Integrator: Falcon Compound Sublist: 12-AR1660td.sub
Target Version: 4.14 Sample Matrix: SOIL
Processing Host: CANPACCT26

Concentration Formula: Amt * DF * Vt/Vo * CpndVariable

Name	Value	Description
DF	1.000	Dilution Factor
Vt	10000.000	final volume
Vo	30.000	initial volume
Cpnd Variable		Local Compound Variable

				AMOUNTS			
				CAL-AMT	ON-COL		
RT	EXP RT	DLT RT	RESPONSE	(ng)	(ng)	TARGET RANGE	RATIO
$ 1 TCMX					CAS #: 877-09-8		
1.161	1.161	0.000	3138900	0.02500	0.02527		
3 AROCLOR-1016					CAS #: 12674-11-2		
1.432	1.432	0.000	1637169	0.50000	0.4603	80.00- 120.00	100.00(M)
1.716	1.716	0.000	2851850	0.50000	0.4634	130.65- 217.74	174.19
2.111	2.111	0.000	6103160	0.50000	0.4702	279.59- 465.98	372.79
2.232	2.232	0.000	2475838	0.50000	0.4649	113.42- 189.03	151.23
2.615	2.615	0.000	2448097	0.50000	0.4616	112.15- 186.92	149.53
Average of Peak Amounts =					0.46408		
8 AROCLOR-1260					CAS #: 11096-82-5		
3.820	3.820	0.000	1369969	0.50000	0.4539	80.00- 120.00	100.00
4.109	4.109	0.000	1921583	0.50000	0.4546	105.20- 175.33	140.26
4.387	4.387	0.000	1764228	0.50000	0.4581	96.58- 160.97	128.78
5.087	5.087	0.000	2797260	0.50000	0.4859	153.14- 255.23	204.18
5.367	5.367	0.000	1468713	0.50000	0.4790	80.41- 134.01	107.21
Average of Peak Amounts =					0.46630		

```
--------------------------------------------------------------------------------
$   9 DCB                                        CAS #: 2051-24-3
6.517    6.517    0.000         1430164 0.02500  0.02578
--------------------------------------------------------------------------------
```

Data File: \\CANSVR11\DD\chem\GCS\a2hp13.i\100301-1.b\013F1301.D
Report Date: 02-Mar-2010 09:42

QC Flag Legend

M - Compound response manually integrated.

Data File: \\CANSVR11\DD\chem\GCS\a2hp13.i\100301-1.b\013F1301.D
Date : 01-MAR-2010 11:21
Client ID:
Instrument: a2hp13.i
Sample Info: E009,,2
Volume Injected (uL): 1.0
Operator:
Column phase: restek pest clpI
Column diameter: 0.53

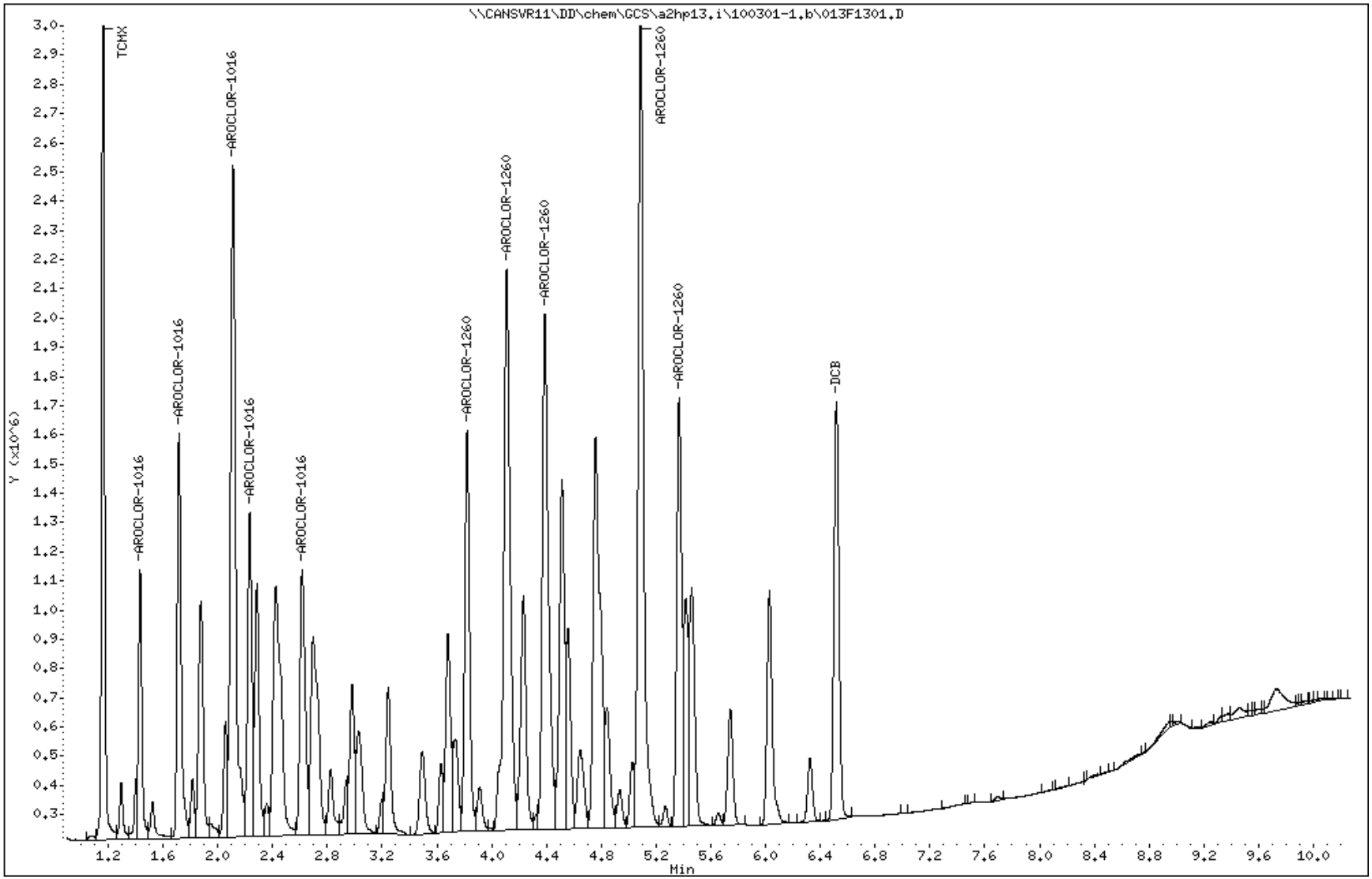

Data File Name: 013F1301.D
Inj. Date and Time: 01-MAR-2010 11:21
Instrument ID: a2hp13.i
Client ID:
Compound Name: AROCLOR-1016
CAS #: 12674-11-2
Report Date: 03/02/2010

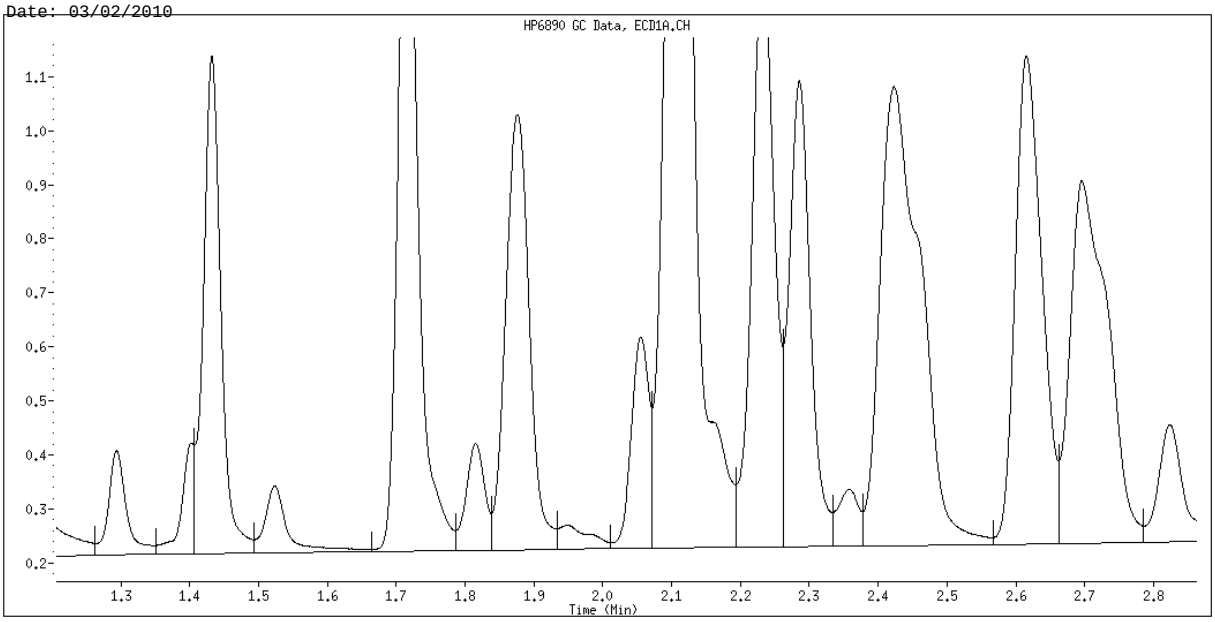

Original Integration

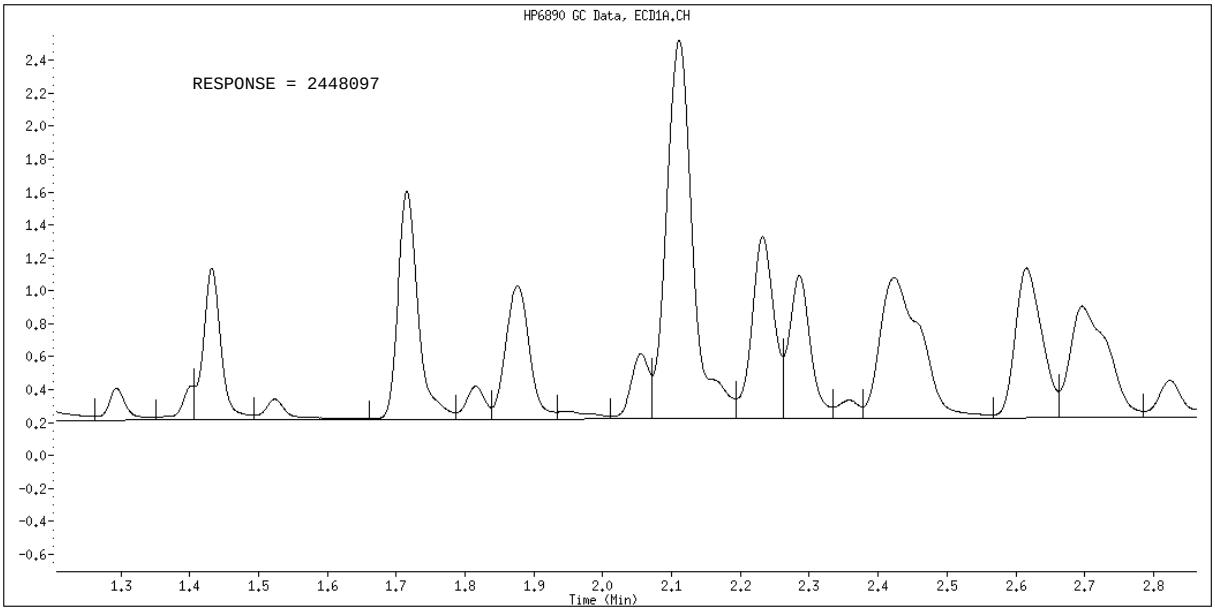

Manual Integration

Manually Integrated By: gurneyk
Manual Integration Reason: Analyte not Identified by the Data System

Data File: \\CANSVR11\dd\chem\GCS\a2hp13.i\100301-1.b\023F2301.D
Report Date: 01-Mar-2010 13:57

TestAmerica North Canton

CONTINUING CALIBRATION COMPOUNDS

Instrument ID: a2hp13.i Injection Date: 01-MAR-2010 13:49
Lab File ID: 023F2301.D Init. Cal. Date(s): 08-FEB-2010 09-FEB-2010
Analysis Type: Init. Cal. Times: 16:06 02:22
Lab Sample ID: E009 Quant Type: ESTD
Method: \\CANSVR11\dd\chem\GCS\a2hp13.i\100301-1.b\PCB13.m

COMPOUND	RRF / AMOUNT	RF0.500	MIN RRF	%D / %DRIFT	MAX %D / %DRIFT	CURVE TYPE	
$ 1 TCMX	124233510	143647160	0.010	-15.62674	15.00000	Averaged	<-
3 AROCLOR-1016(1)	3556491	3518962	0.010	1.05521	15.00000	Averaged	
(2)	6154428	6258952	0.010	-1.69835	15.00000	Averaged	
(3)	12978864	13631174	0.010	-5.02594	15.00000	Averaged	
(4)	5325964	5568528	0.010	-4.55437	15.00000	Averaged	
(5)	5303493	5460922	0.010	-2.96841	15.00000	Averaged	
8 AROCLOR-1260(1)	3018333	3014732	0.010	0.11929	15.00000	Averaged	
(2)	4226485	4261266	0.010	-0.82292	15.00000	Averaged	
(3)	3850847	3927102	0.010	-1.98022	15.00000	Averaged	
(4)	5757318	6159270	0.010	-6.98159	15.00000	Averaged	
(5)	3066451	3256248	0.010	-6.18949	15.00000	Averaged	
$ 9 DCB	55471757	62765920	0.010	-13.14933	15.00000	Averaged	

TestAmerica North Canton

PCB 8082/608

Data file : \\CANSVR11\dd\chem\GCS\a2hp13.i\100301-1.b\023F2301.D
Lab Smp Id: E009
Inj Date : 01-MAR-2010 13:49
Operator : Inst ID: a2hp13.i
Smp Info : E009,,2
Misc Info : 12-AR1660TD.SUB
Comment :
Method : \\CANSVR11\dd\chem\GCS\a2hp13.i\100301-1.b\PCB13.m
Meth Date : 01-Mar-2010 13:57 hassl Quant Type: ESTD
Cal Date : 09-FEB-2010 02:07 Cal File: 042F4201.D
Als bottle: 23 Continuing Calibration Sample
Dil Factor: 1.00000
Integrator: Falcon Compound Sublist: 12-AR1660TD.SUB
Target Version: 4.14 Sample Matrix: None
Processing Host: CANSVR11

RT	EXP RT	DLT RT	RESPONSE	AMOUNTS CAL-AMT (ng)	ON-COL (ng)	TARGET RANGE	RATIO
$ 1 TCMX					CAS #: 877-09-8		
1.161	1.161	0.000	3591179	0.02500	0.02891		
3 AROCLOR-1016					CAS #: 12674-11-2		
1.432	1.432	0.000	1759481	0.50000	0.4947	80.00- 120.00	100.00
1.715	1.715	0.000	3129476	0.50000	0.5085	133.40- 222.33	177.86
2.110	2.110	0.000	6815587	0.50000	0.5251	290.52- 484.20	387.36
2.232	2.232	0.000	2784264	0.50000	0.5228	118.68- 197.80	158.24
2.614	2.614	0.000	2730461	0.50000	0.5148	116.39- 193.98	155.19
	Average of Peak Amounts =				0.51318		
8 AROCLOR-1260					CAS #: 11096-82-5		
3.818	3.818	0.000	1507366	0.50000	0.4994	80.00- 120.00	100.00
4.109	4.109	0.000	2130633	0.50000	0.5041	106.01- 176.69	141.35
4.387	4.387	0.000	1963551	0.50000	0.5099	97.70- 162.83	130.26
5.087	5.087	0.000	3079635	0.50000	0.5349	153.23- 255.38	204.31
5.368	5.368	0.000	1628124	0.50000	0.5309	81.01- 135.01	108.01
	Average of Peak Amounts =				0.51584		
$ 9 DCB					CAS #: 2051-24-3		
6.517	6.517	0.000	1569148	0.02500	0.02829		

Data File: \\CANSVR11\DD\chem\GCS\a2hp13.i\100301-1.b\023F2301.D
Date : 01-MAR-2010 13:49
Client ID:
Sample Info: E009,,2

Instrument: a2hp13.i
Operator:
Column diameter: 0.53

Column phase: restek pest clpI

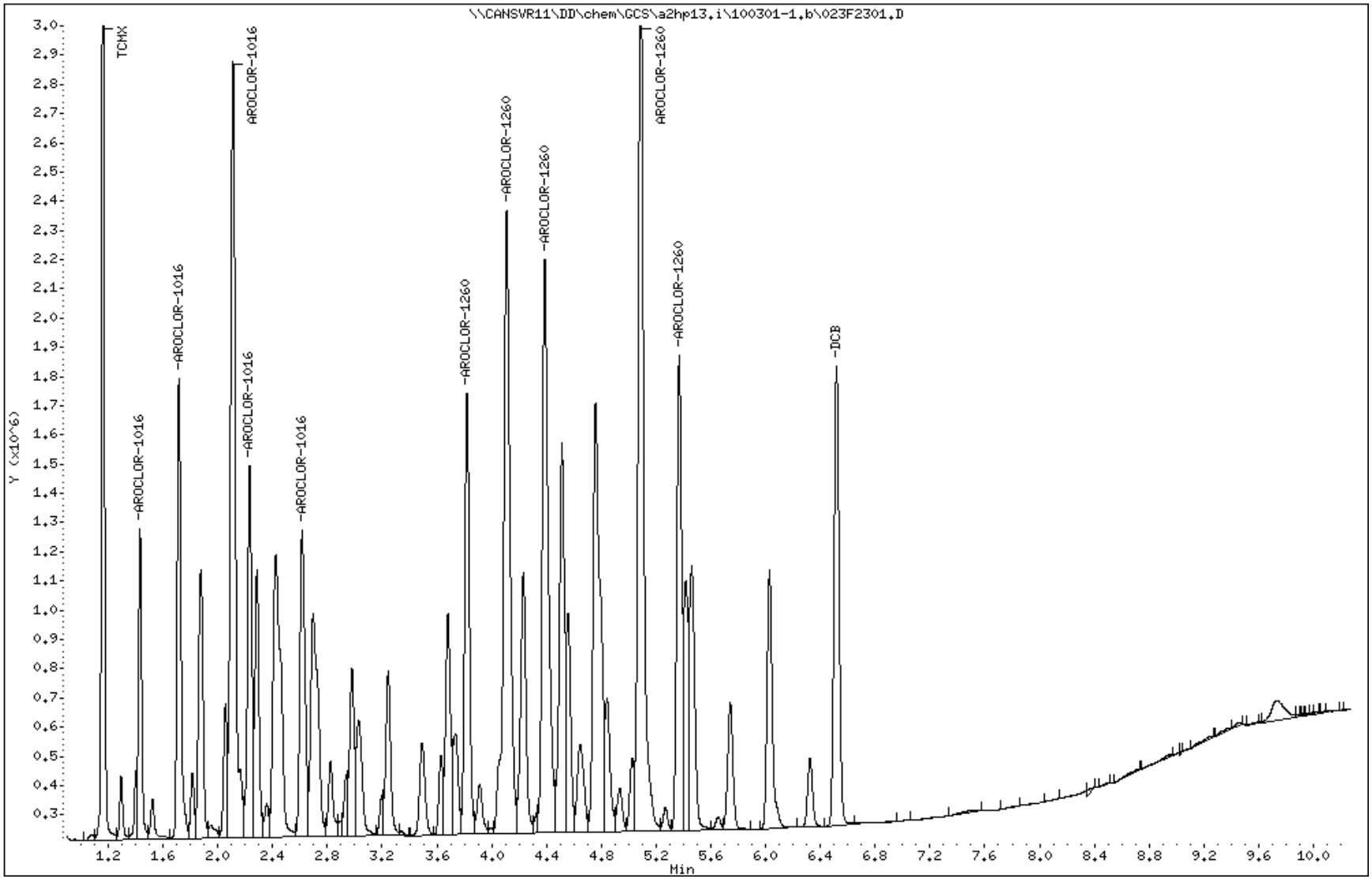

Data File: \\CANSVR11\DD\chem\GCS\a2hp13.i\100301-1.b\068F6801.D
Report Date: 02-Mar-2010 08:17

TestAmerica North Canton

RECOVERY REPORT

Client Name: Client SDG: SDGa02149
Sample Matrix: LIQUID Fraction: SV
Lab Smp Id: MRL
Level: LOW Operator:
Data Type: GC MULTI COMP SampleType: MRL
SpikeList File: MRL.spk Quant Type: ESTD
Sublist File: 6-AR1660.sub
Method File: \\CANSVR11\DD\chem\GCS\a2hp13.i\100301-1.b\PCB13.m
Misc Info:

SPIKE COMPOUND	AMOUNT ADDED ng	AMOUNT RECOVERED ng	% RECOVERED	LIMITS
3 AROCLOR-1016	0.05000	0.05345	106.90	70-130
8 AROCLOR-1260	0.05000	0.05129	102.58	70-130

Data File: \\CANSVR11\DD\chem\GCS\a2hp13.i\100301-1.b\068F6801.D
Report Date: 02-Mar-2010 08:17

TestAmerica North Canton

PCB 8082/608

Data file : \\CANSVR11\DD\chem\GCS\a2hp13.i\100301-1.b\068F6801.D
Lab Smp Id: MRL
Inj Date : 02-MAR-2010 01:16
Operator : Inst ID: a2hp13.i
Smp Info : MRL
Misc Info :
Comment :
Method : \\CANSVR11\DD\chem\GCS\a2hp13.i\100301-1.b\PCB13.m
Meth Date : 02-Mar-2010 07:21 hassl Quant Type: ESTD
Cal Date : 09-FEB-2010 02:07 Cal File: 042F4201.D
Als bottle: 68 QC Sample: MRL
Dil Factor: 1.00000
Integrator: Falcon Compound Sublist: 6-AR1660.sub
Target Version: 4.14 Sample Matrix: WATER
Processing Host: CANPMSV21

Concentration Formula: Amt * DF * Vt/Vo * CpndVariable

Name	Value	Description
DF	1.000	Dilution Factor
Vt	1000.000	final volume
Vo	1000.000	intitial volume
Cpnd Variable		Local Compound Variable

RT	EXP RT	DLT RT	RESPONSE	CONCENTRATIONS ON-COL (ng)	FINAL (ug/L)	TARGET RANGE	RATIO
3 AROCLOR-1016					CAS #: 12674-11-2		
1.432	1.433	-0.001	201540	0.05667	0.05667	80.00- 120.00	100.00
1.715	1.718	-0.003	335998	0.05459	0.05459	133.77- 222.95	166.72
2.110	2.113	-0.003	687957	0.05301	0.05300	296.13- 493.54	341.35
2.231	2.234	-0.003	278074	0.05221	0.05221	119.35- 198.92	137.97
2.615	2.617	-0.002	269203	0.05076	0.05076	118.19- 196.98	133.57
Average of Peak Concentrations =				0.05345			
8 AROCLOR-1260					CAS #: 11096-82-5		
3.819	3.821	-0.002	158513	0.05252	0.05252	80.00- 120.00	100.00
4.108	4.109	-0.001	220412	0.05215	0.05215	104.94- 174.91	139.05
4.387	4.388	-0.001	193531	0.05026	0.05026	96.91- 161.52	122.09
5.087	5.088	-0.001	293861	0.05104	0.05104	151.14- 251.90	185.39
5.369	5.370	-0.001	154810	0.05049	0.05048	79.65- 132.75	97.66
Average of Peak Concentrations =				0.05129			

Data File: \\CANSVR11\DD\chem\GCS\a2hp13.i\100301-1.b\068F6801.D
Date : 02-MAR-2010 01:16
Client ID:
Instrument: a2hp13.i
Sample Info: MRL
Purge Volume: 1000.0
Operator:
Column phase: restek pest clpI
Column diameter: 0.53

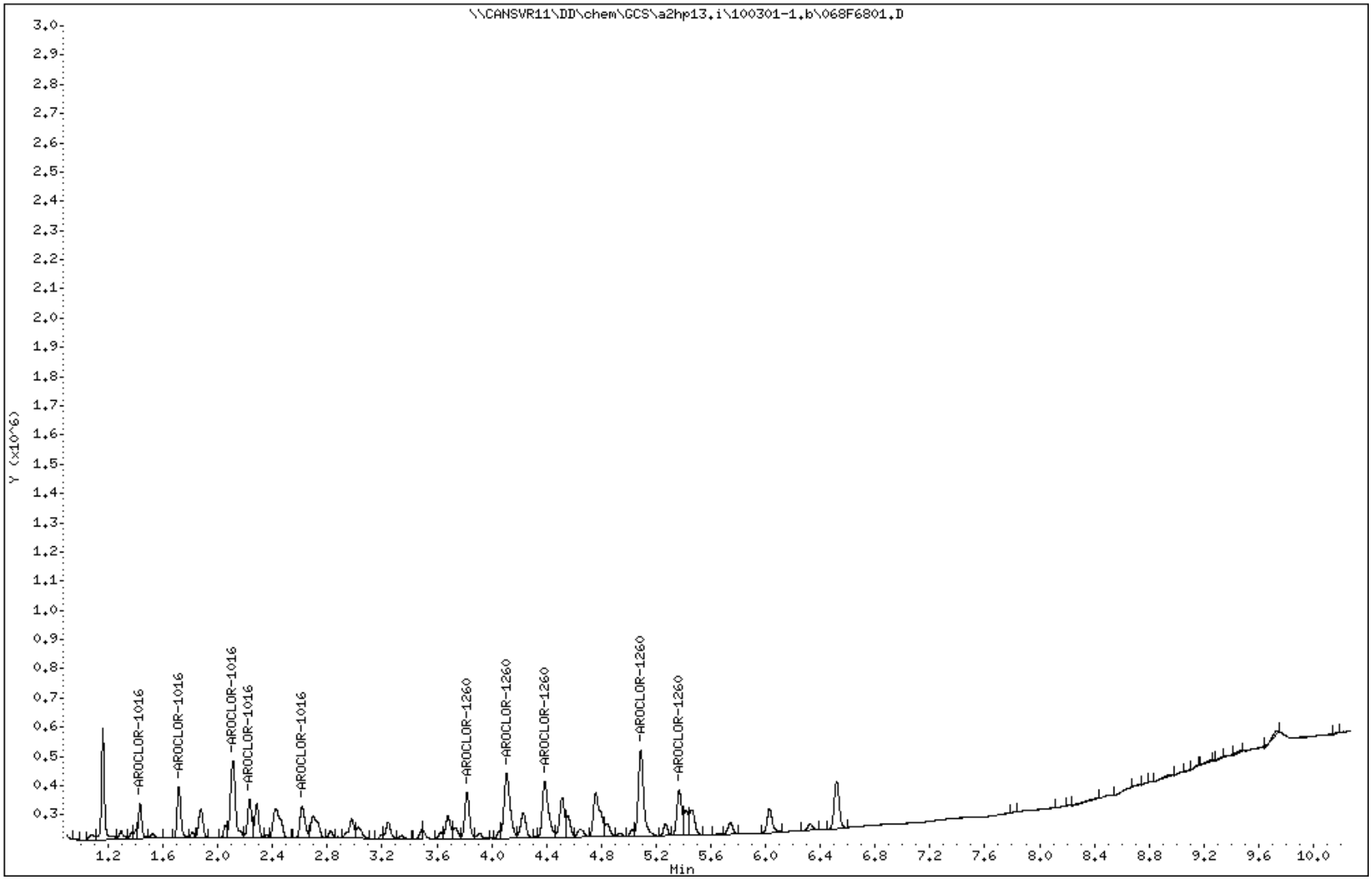

TestAmerica
THE LEADER IN ENVIRONMENTAL TESTING

RAW QC DATA

LABORATORY CONTROL SAMPLE EVALUATION REPORT

GC Semivolatiles

Client Lot #...: A0B180429 **Work Order #...:** LV0FJ1AC **Matrix.....:** SOLID
LCS Lot-Sample#: A0B230000-023
Prep Date.....: 02/23/10 **Analysis Date..:** 03/01/10
Prep Batch #...: 0054023
Dilution Factor: 1 **Final Wgt/Vol..:** 10 mL
Initial Wgt/Vol: 30 g

PARAMETER	PERCENT RECOVERY	RECOVERY LIMITS	METHOD
Aroclor 1016	**76**	**(40 - 140)**	**SW846 8082**
Aroclor 1260	**87**	**(60 - 130)**	**SW846 8082**

SURROGATE	PERCENT RECOVERY	RECOVERY LIMITS
Tetrachloro-m-xylene	85	(40 - 140)
Decachlorobiphenyl	99	(60 - 125)

NOTE(S):

Calculations are performed before rounding to avoid round-off errors in calculated results.

Bold print denotes control parameters

LABORATORY CONTROL SAMPLE DATA REPORT

GC Semivolatiles

Client Lot #...: A0B180429 **Work Order #...:** LV0FJ1AC **Matrix.....:** SOLID
LCS Lot-Sample#: A0B230000-023
Prep Date.....: 02/23/10 **Analysis Date..:** 03/01/10
Prep Batch #...: 0054023
Dilution Factor: 1 **Final Wgt/Vol..:** 10 mL
Initial Wgt/Vol: 30 g

PARAMETER	SPIKE AMOUNT	MEASURED AMOUNT	UNITS	PERCENT RECOVERY	METHOD
Aroclor 1016	**330**	**250**	**ug/kg**	**76**	**SW846 8082**
Aroclor 1260	**330**	**290**	**ug/kg**	**87**	**SW846 8082**

SURROGATE	PERCENT RECOVERY	RECOVERY LIMITS
Tetrachloro-m-xylene	85	(40 - 140)
Decachlorobiphenyl	99	(60 - 125)

NOTE(S):

Calculations are performed before rounding to avoid round-off errors in calculated results.

Bold print denotes control parameters

Data File: \\CANSVR11\DD\chem\GCS\a2hp13.i\100301-1.b\022F2201.D
Report Date: 02-Mar-2010 07:58

TestAmerica North Canton

PCB 8082/608

Data file : \\CANSVR11\DD\chem\GCS\a2hp13.i\100301-1.b\022F2201.D
Lab Smp Id: LV0FJ1AC Client Smp ID: INTRA-LAB CHECK
Inj Date : 01-MAR-2010 13:35
Operator : Inst ID: a2hp13.i
Smp Info : LV0FJ1AC
Misc Info : 12-AR1660TD.SUB,SLCS.SPK
Comment :
Method : \\CANSVR11\dd\chem\GCS\a2hp13.i\100301-1.b\PCB13.m
Meth Date : 02-Mar-2010 07:21 hassl Quant Type: ESTD
Cal Date : 09-FEB-2010 02:07 Cal File: 042F4201.D
Als bottle: 22 QC Sample: METHOD SPIKE
Dil Factor: 1.00000
Integrator: Falcon Compound Sublist: 12-AR1660TD.SUB
Target Version: 4.14 Sample Matrix: SOIL
Processing Host: CANSVR11

Concentration Formula: Amt * DF * Vt/Vo * CpndVariable

Name	Value	Description
DF	1.000	Dilution Factor
Vt	10000.000	final volume
Vo	30.000	initial volume
Cpnd Variable		Local Compound Variable

RT	EXP RT	DLT RT	RESPONSE	CONCENTRATIONS ON-COL (ng)	FINAL (ug/kg)	TARGET RANGE	RATIO
$ 1 TCMX					CAS #: 877-09-8		
1.161	1.163	-0.002	2100460	0.01691	5.636		
3 AROCLOR-1016					CAS #: 12674-11-2		
1.432	1.433	-0.001	2410622	0.67781	225.9	80.00- 120.00	100.00(M)
1.716	1.718	-0.002	4873554	0.79188	264.0	133.77- 222.95	202.17
2.111	2.113	-0.002	10798661	0.83202	277.3	296.13- 493.54	447.96
2.232	2.234	-0.002	4424919	0.83082	276.9	119.35- 198.92	183.56
2.616	2.617	-0.001	3636859	0.68575	228.6	118.19- 196.98	150.87
Average of Peak Concentrations =					254.6		
8 AROCLOR-1260					CAS #: 11096-82-5		
3.819	3.821	-0.002	2483562	0.82283	274.3	80.00- 120.00	100.00
4.108	4.109	-0.001	3671149	0.86861	289.5	104.94- 174.91	147.82
4.387	4.388	-0.001	3692929	0.95899	319.7	96.91- 161.52	148.69
5.087	5.088	-0.001	4636117	0.80526	268.4	151.14- 251.90	186.67
5.368	5.370	-0.002	2693504	0.87838	292.8	79.65- 132.75	108.45
Average of Peak Concentrations =					288.9		

```
$   9 DCB                                       CAS #: 2051-24-3
6.517    6.519   -0.002         1096262 0.01976    6.588
--------------------------------------------------------------------------------
```

Data File: \\CANSVR11\DD\chem\GCS\a2hp13.i\100301-1.b\022F2201.D
Report Date: 02-Mar-2010 07:58

QC Flag Legend

M - Compound response manually integrated.

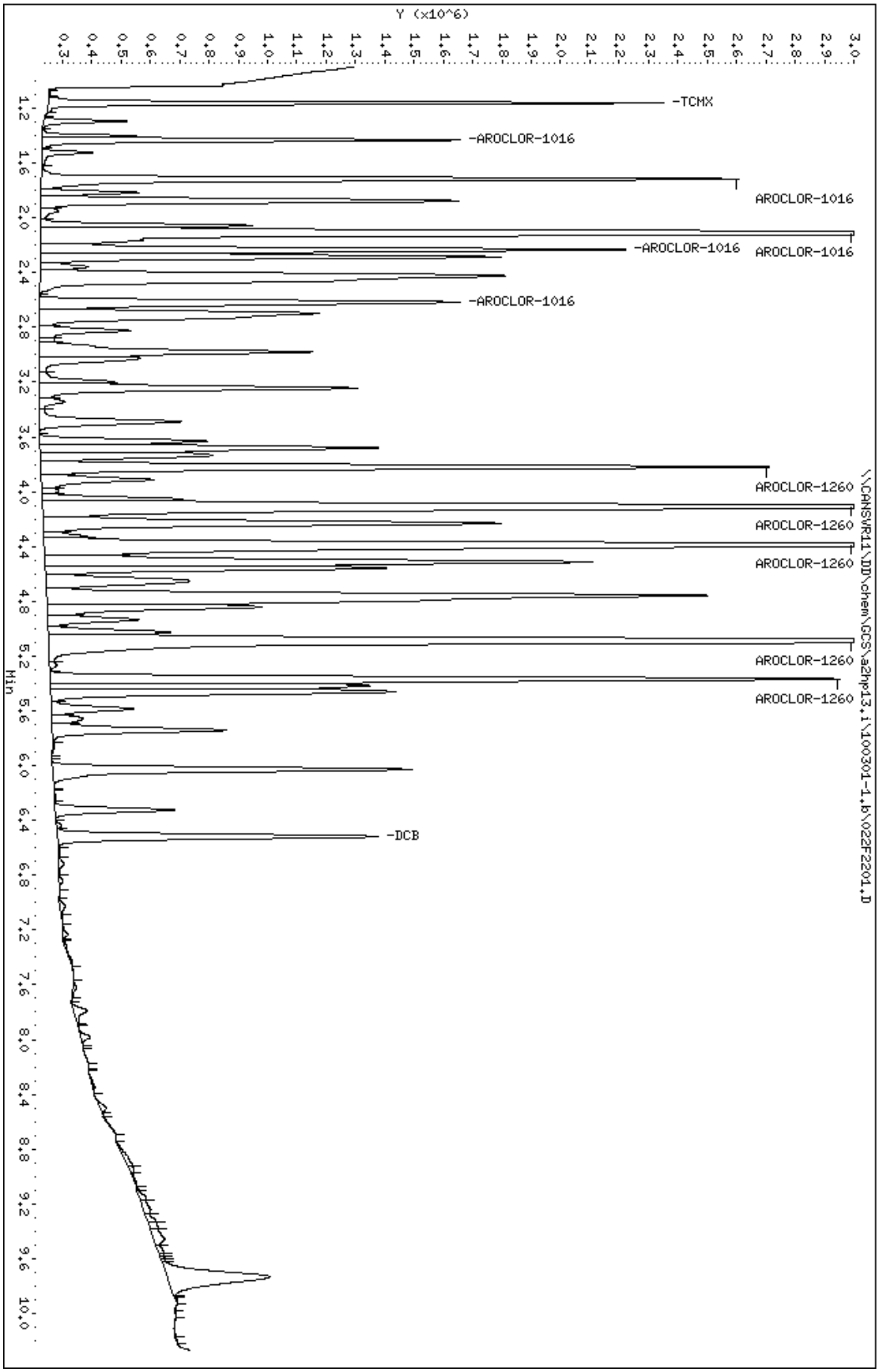
Data File: \\CANSVR11\DD\chem\GCS\a2hp13.i\100301-1.b\022F2201.D
Date : 01-MAR-2010 13:35
Client ID: INTRA-LAB CHECK
Sample Info: LVOFJ1AC
Volume Injected (uL): 1.0
Column phase: restek pest clpI
Instrument: a2hp13.i
Operator:
Column diameter: 0.53
Y (x10^6)
-TCMX
-AROCLOR-1016
AROCLOR-1016
-AROCLOR-1016
AROCLOR-1016
-AROCLOR-1016
AROCLOR-1260
AROCLOR-1260
AROCLOR-1260
AROCLOR-1260
AROCLOR-1260
-DCB
\\CANSVR11\DD\chem\GCS\a2hp13.i\100301-1.b\022F2201.D
Min

Data File Name: 022F2201.D
Inj. Date and Time: 01-MAR-2010 13:35
Instrument ID: a2hp13.i
Client ID: INTRA-LAB CHECK
Compound Name: AROCLOR-1016
CAS #: 12674-11-2
Report Date: 03/02/2010

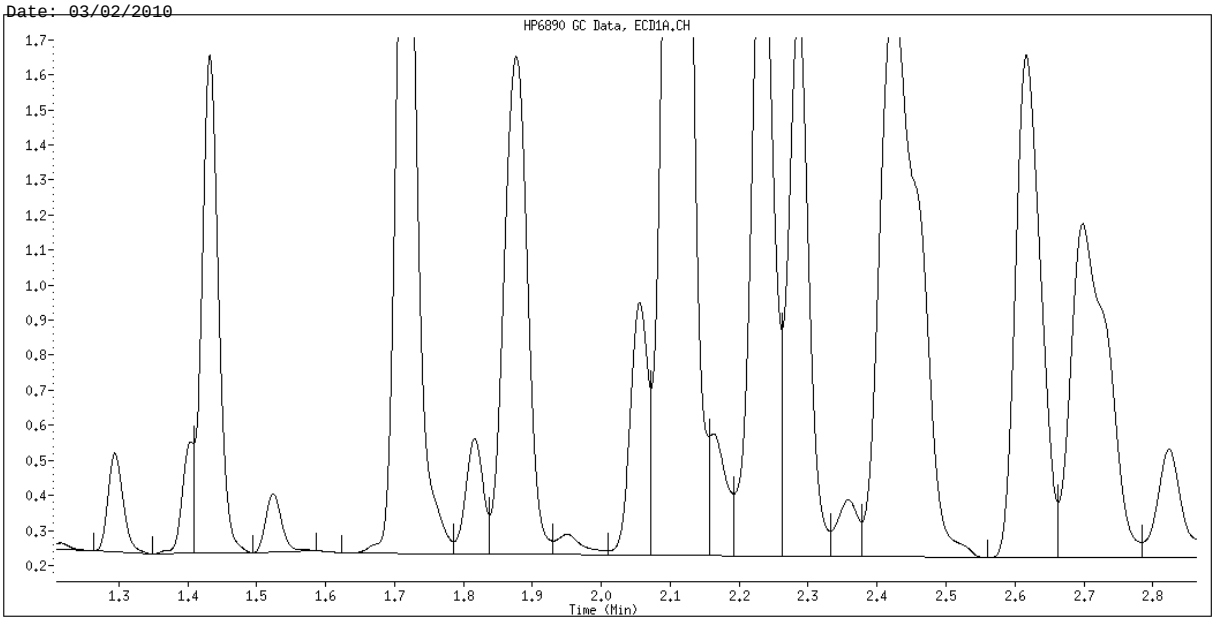

Original Integration

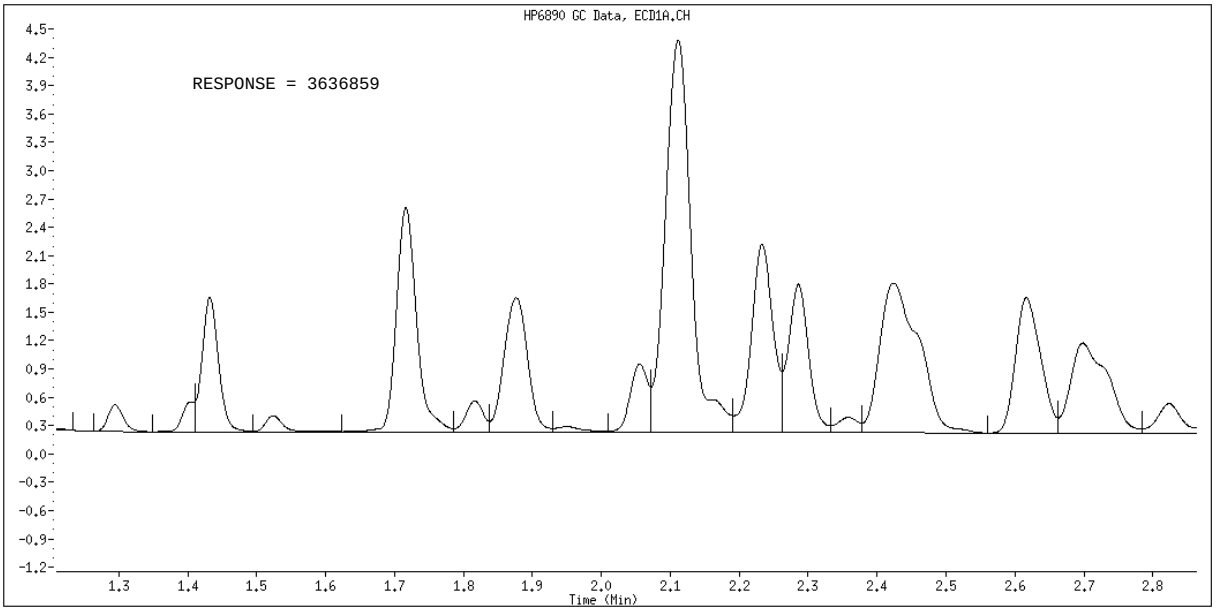

Manual Integration

Manually Integrated By: hassl
Manual Integration Reason: Split Peak

METHOD BLANK REPORT

GC Semivolatiles

Client Lot #...: A0B180429 **Work Order #...:** LV0FJ1AA **Matrix.....:** SOLID
MB Lot-Sample #: A0B230000-023

Prep Date.....: 02/23/10 **Final Wgt/Vol..:** 10 mL
Analysis Date..: 03/01/10 **Prep Batch #...:** 0054023
Dilution Factor: 1 **Initial Wgt/Vol:** 30 g

PARAMETER	RESULT	REPORTING LIMIT	UNITS	METHOD
Aroclor 1016	ND	33	ug/kg	SW846 8082
Aroclor 1221	ND	33	ug/kg	SW846 8082
Aroclor 1232	ND	33	ug/kg	SW846 8082
Aroclor 1242	ND	33	ug/kg	SW846 8082
Aroclor 1248	ND	33	ug/kg	SW846 8082
Aroclor 1254	ND	33	ug/kg	SW846 8082
Aroclor 1260	ND	33	ug/kg	SW846 8082

SURROGATE	PERCENT RECOVERY	RECOVERY LIMITS
Tetrachloro-m-xylene	90	(40 - 140)
Decachlorobiphenyl	97	(60 - 125)

NOTE(S):

Calculations are performed before rounding to avoid round-off errors in calculated results.

Data File: \\CANSVR11\DD\chem\GCS\a2hp13.i\100301-1.b\021F2101.D
Report Date: 02-Mar-2010 08:13

TestAmerica North Canton

PCB 8082/608

Data file : \\CANSVR11\DD\chem\GCS\a2hp13.i\100301-1.b\021F2101.D
Lab Smp Id: LV0FJ1AA Client Smp ID: INTRA-LAB BLANK
Inj Date : 01-MAR-2010 13:20
Operator : Inst ID: a2hp13.i
Smp Info : LV0FJ1AA
Misc Info :
Comment :
Method : \\CANSVR11\DD\chem\GCS\a2hp13.i\100301-1.b\PCB13.m
Meth Date : 02-Mar-2010 07:21 hassl Quant Type: ESTD
Cal Date : 09-FEB-2010 02:07 Cal File: 042F4201.D
Als bottle: 21 QC Sample: METHOD BLANK
Dil Factor: 1.00000
Integrator: Falcon Compound Sublist: pcb.sub
Target Version: 4.14 Sample Matrix: SOIL
Processing Host: CANPMSV21

Concentration Formula: Amt * DF * Vt/Vo * CpndVariable

Name	Value	Description
DF	1.000	Dilution Factor
Vt	10000.000	final volume
Vo	30.000	initial volume
Cpnd Variable		Local Compound Variable

RT	EXP RT	DLT RT	RESPONSE	CONCENTRATIONS ON-COL (ng)	CONCENTRATIONS FINAL (ug/kg)	TARGET RANGE	RATIO
$ 1 TCMX					CAS #: 877-09-8		
1.161	1.163	-0.002	2236479	0.01800	6.001		
2 AROCLOR-1221					CAS #: 11104-28-2		
Compound Not Detected							
3 AROCLOR-1016					CAS #: 12674-11-2		
Compound Not Detected							
4 AROCLOR-1232					CAS #: 11141-16-5		
Compound Not Detected							

Data File: \\CANSVR11\DD\chem\GCS\a2hp13.i\100301-1.b\021F2101.D
Report Date: 02-Mar-2010 08:13

RT	EXP RT	DLT RT	RESPONSE	CONCENTRATIONS ON-COL (ng)	FINAL (ug/kg)	TARGET RANGE	RATIO

5 AROCLOR-1242 CAS #: 53469-21-9

Compound Not Detected

---

6 AROCLOR-1248 CAS #: 12672-29-6

Compound Not Detected

---

7 AROCLOR-1254 CAS #: 11097-69-1

Compound Not Detected

---

8 AROCLOR-1260 CAS #: 11096-82-5

Compound Not Detected

M 15 TOTAL PCB CAS #: 1336-36-3

Compound Not Detected

$ 9 DCB CAS #: 2051-24-3

6.517	6.519	-0.002	1073369	0.01935	6.450		

Data File: \\CANSVR11\DD\chem\GCS\a2hp13.i\100301-1.b\021F2101.D
Date : 01-MAR-2010 13:20
Client ID: INTRA-LAB BLANK
Instrument: a2hp13.i
Sample Info: LV0FJ1AA
Volume Injected (uL): 1.0
Operator:
Column phase: restek pest clpI
Column diameter: 0.53

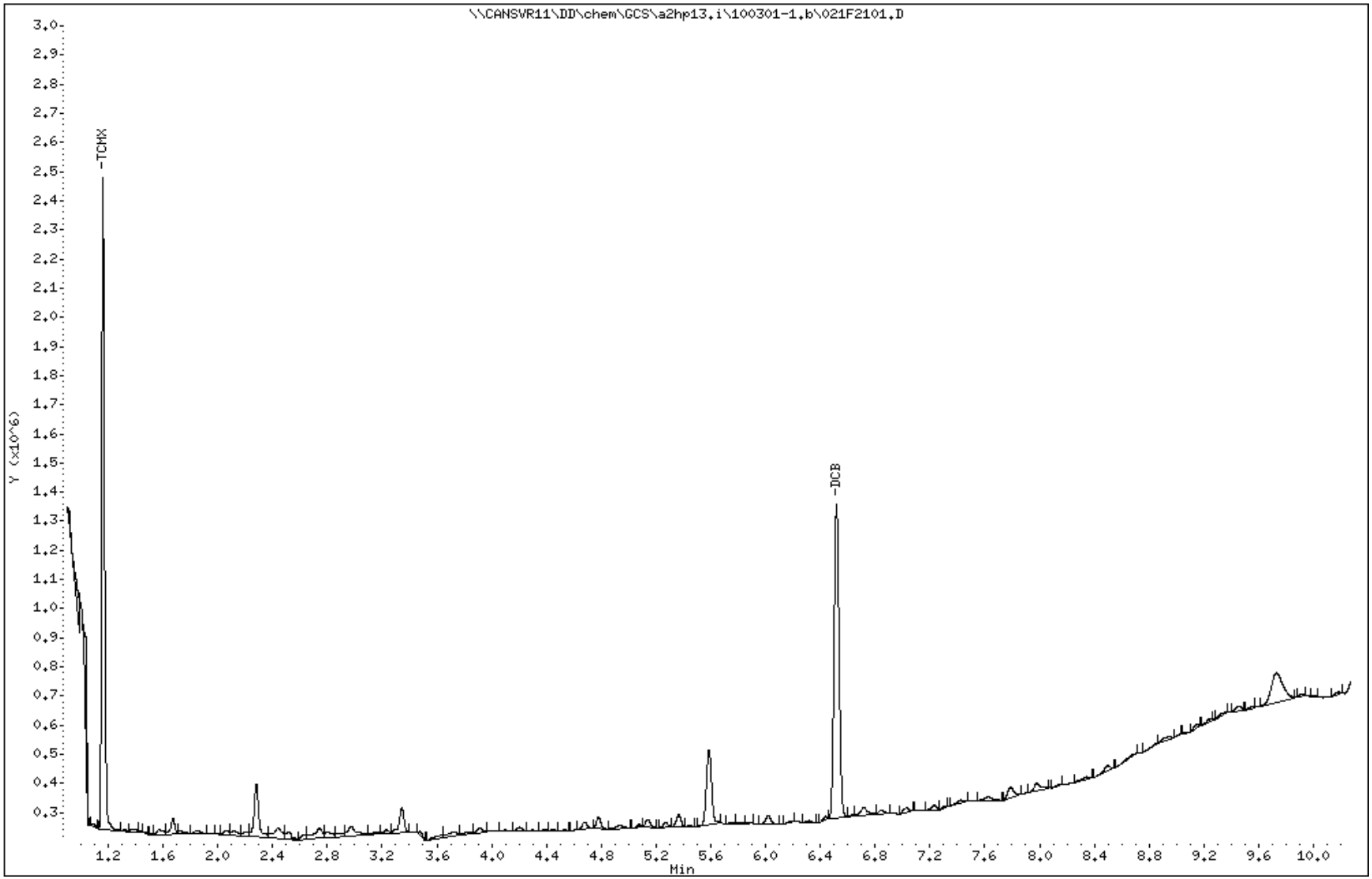

MATRIX SPIKE SAMPLE EVALUATION REPORT

GC Semivolatiles

Client Lot #...: A0B180429 **Work Order #...:** LVTT01CC-MS **Matrix.....:** SO
MS Lot-Sample #: A0B180429-012 LVTT01CD-MSD
Date Sampled...: 02/17/10 12:00 **Date Received..:** 02/17/10
Prep Date.....: 02/23/10 **Analysis Date..:** 03/01/10
Prep Batch #...: 0054023
Dilution Factor: 1 **Initial Wgt/Vol:** 30.01 g **Final Wgt/Vol..:** 10 mL

PARAMETER	PERCENT RECOVERY	RECOVERY LIMITS	RPD	RPD LIMITS	METHOD
Aroclor 1016	**70**	**(40 - 140)**			**SW846 8082**
	78	**(40 - 140)**	**11**	**(0-39)**	**SW846 8082**
Aroclor 1260	**76**	**(60 - 130)**			**SW846 8082**
	81	**(60 - 130)**	**6.4**	**(0-33)**	**SW846 8082**

SURROGATE	PERCENT RECOVERY	RECOVERY LIMITS
Tetrachloro-m-xylene	73	(40 - 140)
	87	(40 - 140)
Decachlorobiphenyl	90	(60 - 125)
	94	(60 - 125)

NOTE(S):

Calculations are performed before rounding to avoid round-off errors in calculated results.

Bold print denotes control parameters

Results and reporting limits have been adjusted for dry weight.

MATRIX SPIKE SAMPLE DATA REPORT

GC Semivolatiles

Client Lot #...: A0B180429 **Work Order #...:** LVTT01CC-MS **Matrix.....:** SO
MS Lot-Sample #: A0B180429-012 LVTT01CD-MSD
Date Sampled...: 02/17/10 12:00 **Date Received..:** 02/17/10
Prep Date.....: 02/23/10 **Analysis Date..:** 03/01/10
Prep Batch #...: 0054023
Dilution Factor: 1 **Initial Wgt/Vol:** 30.01 g **Final Wgt/Vol..:** 10 mL

PARAMETER	SAMPLE AMOUNT	SPIKE AMT	MEASRD AMOUNT	UNITS	PERCNT RECVRY	RPD	METHOD
Aroclor 1016	**ND**	**340**	**240**	**ug/kg**	**70**		**SW846 8082**
	ND	**340**	**260**	**ug/kg**	**78**	**11**	**SW846 8082**
Aroclor 1260	**ND**	**340**	**260**	**ug/kg**	**76**		**SW846 8082**
	ND	**340**	**270**	**ug/kg**	**81**	**6.4**	**SW846 8082**

SURROGATE	PERCENT RECOVERY	RECOVERY LIMITS
Tetrachloro-m-xylene	73	(40 - 140)
	87	(40 - 140)
Decachlorobiphenyl	90	(60 - 125)
	94	(60 - 125)

NOTE(S):

Calculations are performed before rounding to avoid round-off errors in calculated results.

Bold print denotes control parameters

Results and reporting limits have been adjusted for dry weight.

Data File: \\CANSVR11\DD\chem\GCS\a2hp13.i\100301-1.b\011F1101.D
Report Date: 02-Mar-2010 07:55

TestAmerica North Canton

PCB 8082/608

Data file : \\CANSVR11\DD\chem\GCS\a2hp13.i\100301-1.b\011F1101.D
Lab Smp Id: LVTT01CC Client Smp ID: ATASS-015M-5036-SO
Inj Date : 01-MAR-2010 10:52
Operator : Inst ID: a2hp13.i
Smp Info : LVTT01CC
Misc Info : 12-AR1660TD.SUB,SMS.SPK
Comment :
Method : \\CANSVR11\dd\chem\GCS\a2hp13.i\100301-1.b\PCB13.m
Meth Date : 02-Mar-2010 07:21 hassl Quant Type: ESTD
Cal Date : 09-FEB-2010 02:07 Cal File: 042F4201.D
Als bottle: 11 QC Sample: MS
Dil Factor: 1.00000
Integrator: Falcon Compound Sublist: 12-AR1660TD.SUB
Target Version: 4.14 Sample Matrix: SOIL
Processing Host: CANSVR11

Concentration Formula: Amt * DF * Vt/Vo * CpndVariable

Name	Value	Description
DF	1.000	Dilution Factor
Vt	10000.000	final volume
Vo	30.010	initial volume
Cpnd Variable		Local Compound Variable

RT	EXP RT	DLT RT	RESPONSE	CONCENTRATIONS ON-COL (ng)	FINAL (ug/kg)	TARGET RANGE	RATIO
$ 1 TCMX					CAS #: 877-09-8		
1.162	1.163	-0.001	1817524	0.01463	4.875		
3 AROCLOR-1016					CAS #: 12674-11-2		
1.433	1.433	0.000	2228731	0.62667	208.8	80.00- 120.00	100.00(M)
1.717	1.718	-0.001	4405195	0.71578	238.5	133.77- 222.95	197.65
2.112	2.113	-0.001	10195358	0.78554	261.8	296.13- 493.54	457.45
2.233	2.234	-0.001	3935537	0.73893	246.2	119.35- 198.92	176.58
2.616	2.617	-0.001	3349463	0.63156	210.4	118.19- 196.98	150.29
Average of Peak Concentrations =					233.2		
8 AROCLOR-1260					CAS #: 11096-82-5		
3.821	3.821	0.000	2156681	0.71453	238.1	80.00- 120.00	100.00(M)
4.110	4.109	0.001	3217571	0.76129	253.7	104.94- 174.91	149.19
4.388	4.388	0.000	3201312	0.83133	277.0	96.91- 161.52	148.44
5.089	5.088	0.001	4071898	0.70726	235.7	151.14- 251.90	188.80
5.370	5.370	0.000	2372594	0.77373	257.8	79.65- 132.75	110.01
Average of Peak Concentrations =					252.4		

```
$   9 DCB                                       CAS #: 2051-24-3
6.519    6.519    0.000         1002655 0.01808    6.023
--------------------------------------------------------------------------------
```

Data File: \\CANSVR11\DD\chem\GCS\a2hp13.i\100301-1.b\011F1101.D
Report Date: 02-Mar-2010 07:55

QC Flag Legend

M - Compound response manually integrated.

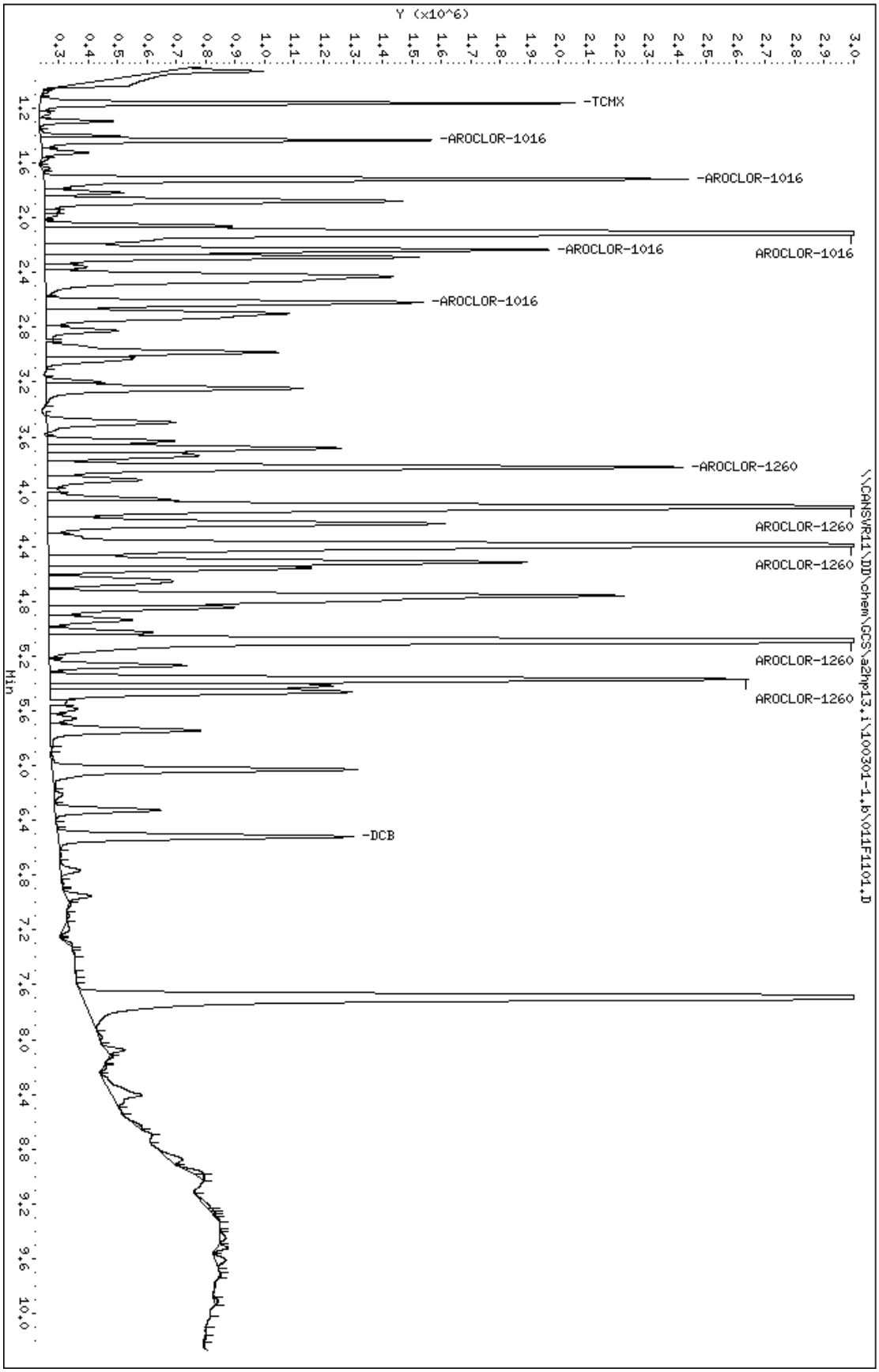
Data File: \\CANSVR11\DD\chem\GCS\a2hp13.i\100301-1.b\011F1101.D
Date : 01-MAR-2010 10:52
Client ID: ATASS-015W-5036-SO
Sample Info: LVTT01CC
Volume Injected (uL): 1.0
Column phase: restek pest clpI
Instrument: a2hp13.i
Operator:
Column diameter: 0.53
Y (x10^6)
-TCMX
-AROCLOR-1016
-AROCLOR-1016
-AROCLOR-1016
AROCLOR-1016
-AROCLOR-1016
-AROCLOR-1260
AROCLOR-1260
AROCLOR-1260
AROCLOR-1260
AROCLOR-1260
-DCB
\\CANSVR11\DD\chem\GCS\a2hp13.i\100301-1.b\011F1101.D
Min

Data File Name: 011F1101.D
Inj. Date and Time: 01-MAR-2010 10:52
Instrument ID: a2hp13.i
Client ID: ATASS-015M-5036-SO
Compound Name: AROCLOR-1016
CAS #: 12674-11-2
Report Date: 03/02/2010

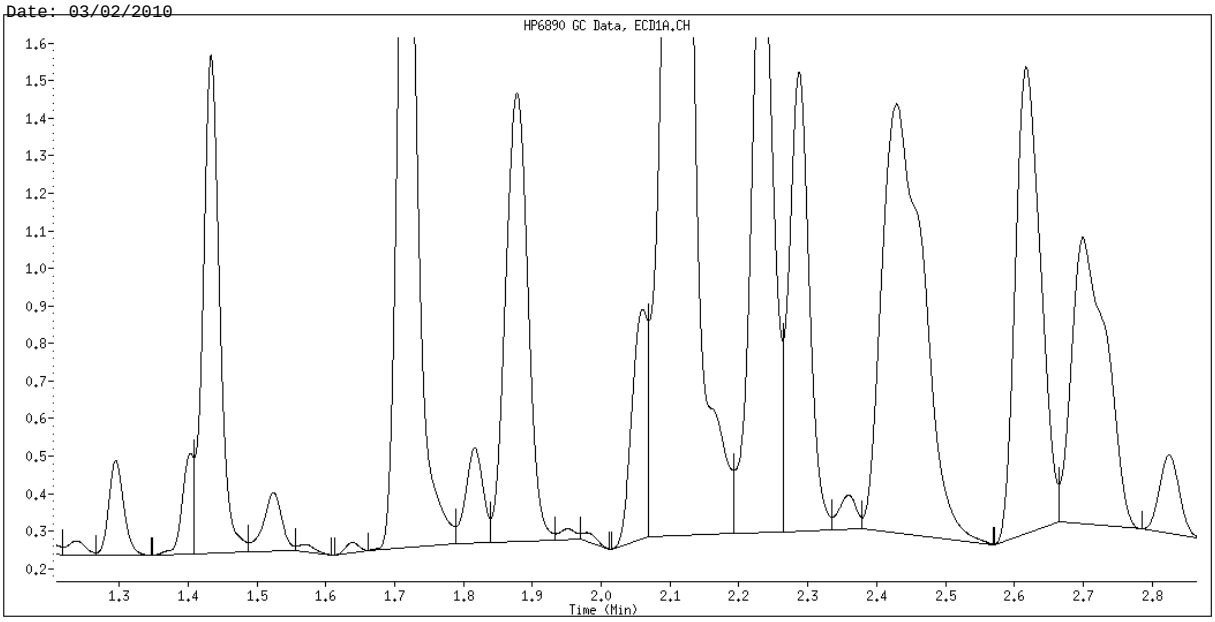

Original Integration

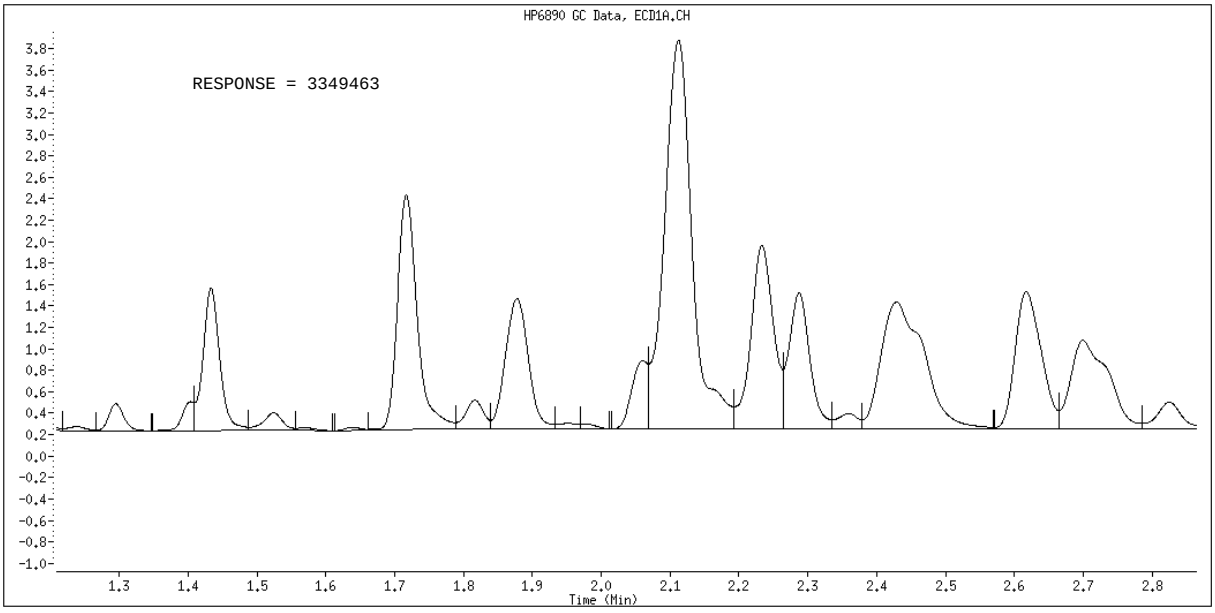

Manual Integration

Manually Integrated By: hassl
Manual Integration Reason: Analyte not Identified by the Data System

Data File Name: 011F1101.D
Inj. Date and Time: 01-MAR-2010 10:52
Instrument ID: a2hp13.i
Client ID: ATASS-015M-5036-SO
Compound Name: AROCLOR-1260
CAS #: 11096-82-5
Report Date: 03/02/2010

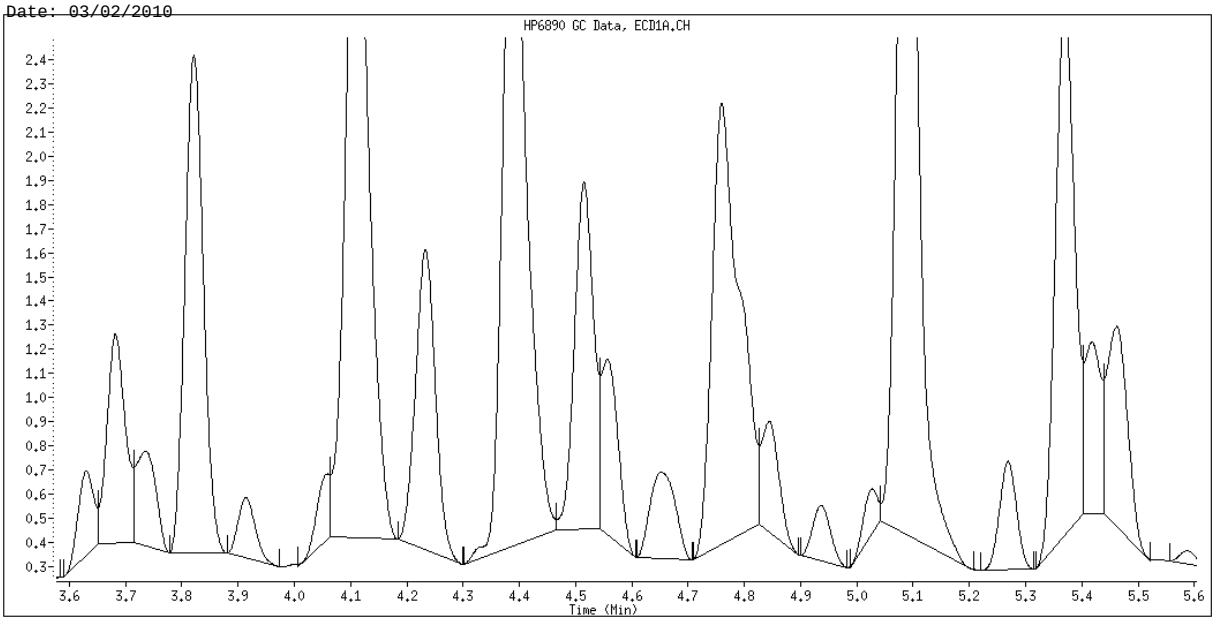

Original Integration

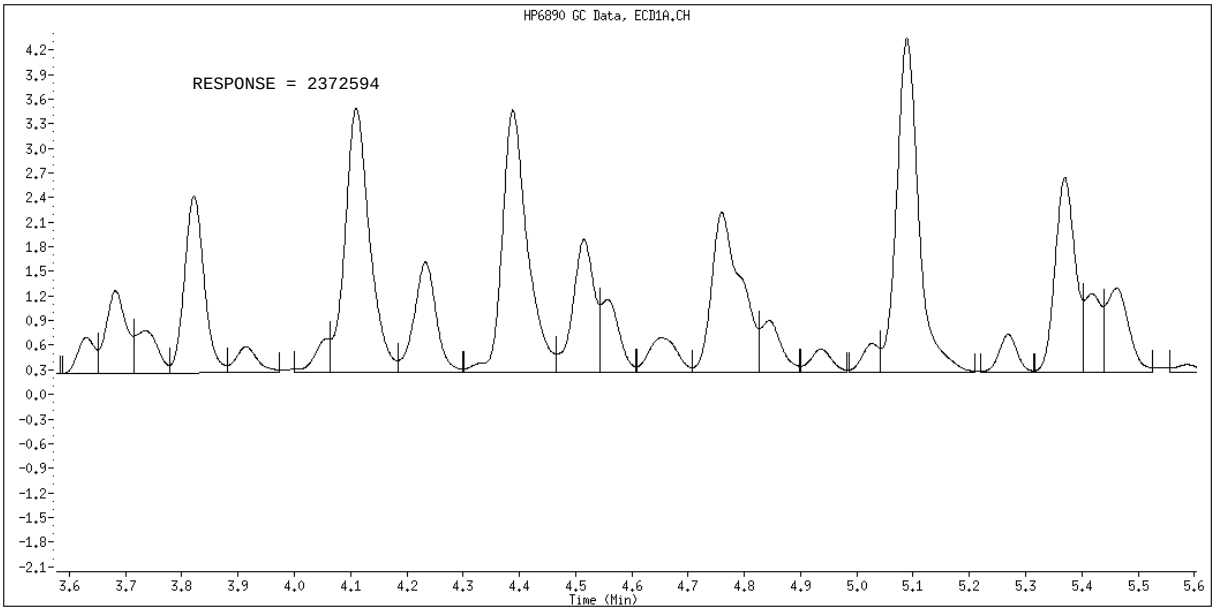

Manual Integration

Manually Integrated By: hassl
Manual Integration Reason: Analyte not Identified by the Data System

Data File: \\CANSVR11\DD\chem\GCS\a2hp13.i\100301-1.b\012F1201.D
Report Date: 02-Mar-2010 07:56

TestAmerica North Canton

PCB 8082/608

Data file : \\CANSVR11\DD\chem\GCS\a2hp13.i\100301-1.b\012F1201.D
Lab Smp Id: LVTT01CD Client Smp ID: ATASS-015M-5036-SO
Inj Date : 01-MAR-2010 11:07
Operator : Inst ID: a2hp13.i
Smp Info : LVTT01CD
Misc Info : 12-AR1660TD.SUB,SMS.SPK
Comment :
Method : \\CANSVR11\dd\chem\GCS\a2hp13.i\100301-1.b\PCB13.m
Meth Date : 02-Mar-2010 07:21 hassl Quant Type: ESTD
Cal Date : 09-FEB-2010 02:07 Cal File: 042F4201.D
Als bottle: 12 QC Sample: MSD
Dil Factor: 1.00000
Integrator: Falcon Compound Sublist: 12-AR1660TD.SUB
Target Version: 4.14 Sample Matrix: SOIL
Processing Host: CANSVR11

Concentration Formula: Amt * DF * Vt/Vo * CpndVariable

Name	Value	Description
DF	1.000	Dilution Factor
Vt	10000.000	final volume
Vo	30.130	initial volume
Cpnd Variable		Local Compound Variable

RT	EXP RT	DLT RT	RESPONSE	CONCENTRATIONS ON-COL (ng)	FINAL (ug/kg)	TARGET RANGE	RATIO
$ 1 TCMX					CAS #: 877-09-8		
1.161	1.163	-0.002	2165583	0.01743	5.785		
3 AROCLOR-1016					CAS #: 12674-11-2		
1.432	1.433	-0.001	2586894	0.72737	241.4	80.00- 120.00	100.00(M)
1.715	1.718	-0.003	5060646	0.82228	272.9	133.77- 222.95	195.63
2.110	2.113	-0.003	11237252	0.86581	287.4	296.13- 493.54	434.39
2.232	2.234	-0.002	4319436	0.81101	269.2	119.35- 198.92	166.97
2.614	2.617	-0.003	3653961	0.68897	228.7	118.19- 196.98	141.25
Average of Peak Concentrations =					259.9		
8 AROCLOR-1260					CAS #: 11096-82-5		
3.818	3.821	-0.003	2355300	0.78033	259.0	80.00- 120.00	100.00(M)
4.107	4.109	-0.002	3485824	0.82476	273.7	104.94- 174.91	148.00
4.385	4.388	-0.003	3480474	0.90382	300.0	96.91- 161.52	147.77
5.087	5.088	-0.001	4337953	0.75347	250.1	151.14- 251.90	184.18
5.366	5.370	-0.004	2431413	0.79291	263.2	79.65- 132.75	103.23
Average of Peak Concentrations =					269.2		

```
$   9 DCB                                       CAS #: 2051-24-3
6.517    6.519   -0.002         1047754 0.01889    6.269
--------------------------------------------------------------------------------
```

Data File: \\CANSVR11\DD\chem\GCS\a2hp13.i\100301-1.b\012F1201.D
Report Date: 02-Mar-2010 07:56

QC Flag Legend

M - Compound response manually integrated.

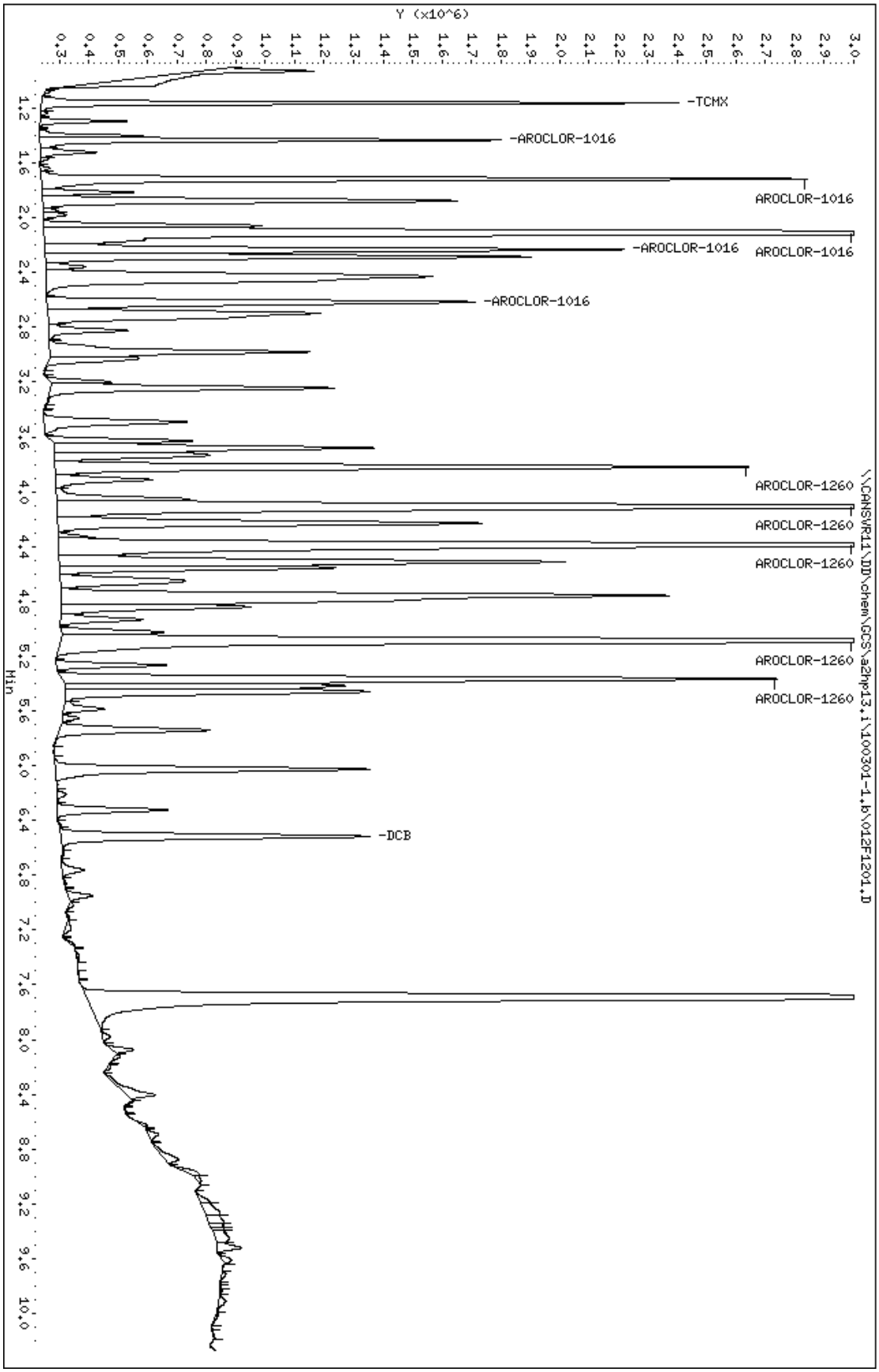
Data File: \\CANSVR11\DD\chem\GCS\a2hp13.i\100301-1.b\012F1201.D
Date : 01-MAR-2010 11:07
Client ID: ATASS-015W-5036-SO
Sample Info: LVTT01CD
Volume Injected (uL): 1.0
Column phase: restek pest clpI
Instrument: a2hp13.i
Operator:
Column diameter: 0.53
Y (x10^6)
Min
-TCMX
-AROCLOR-1016
AROCLOR-1016
-AROCLOR-1016
AROCLOR-1016
-AROCLOR-1016
AROCLOR-1260
AROCLOR-1260
AROCLOR-1260
AROCLOR-1260
AROCLOR-1260
-DCB
\\CANSVR11\DD\chem\GCS\a2hp13.i\100301-1.b\012F1201.D

Data File Name: 012F1201.D
Inj. Date and Time: 01-MAR-2010 11:07
Instrument ID: a2hp13.i
Client ID: ATASS-015M-5036-SO
Compound Name: AROCLOR-1016
CAS #: 12674-11-2
Report Date: 03/02/2010

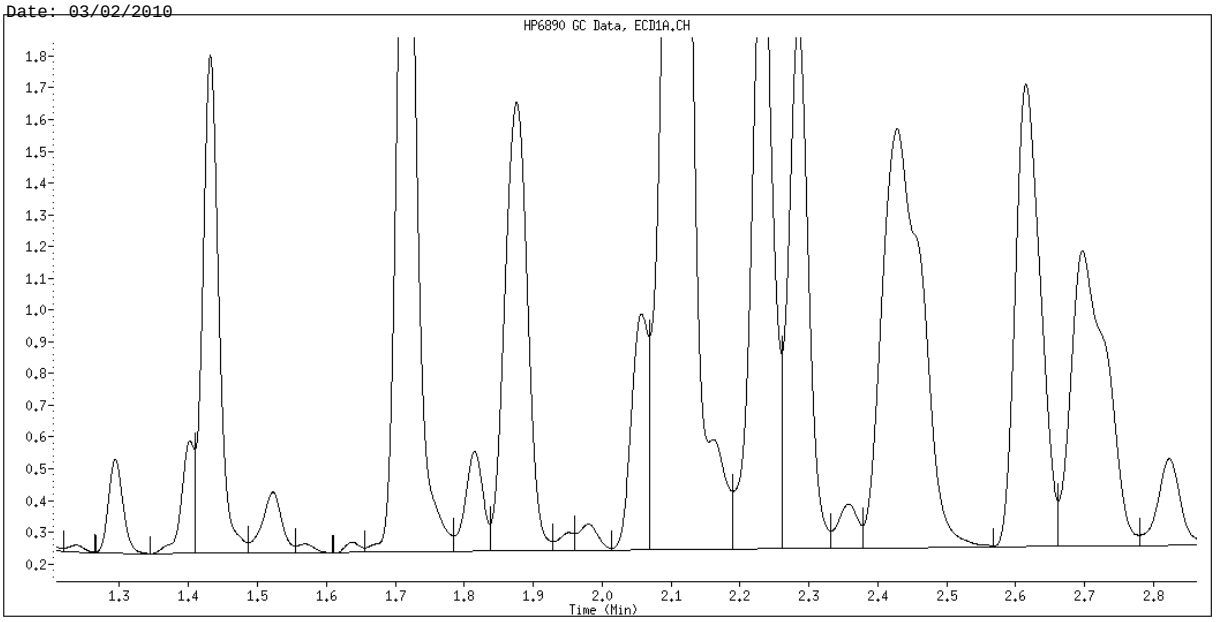

Original Integration

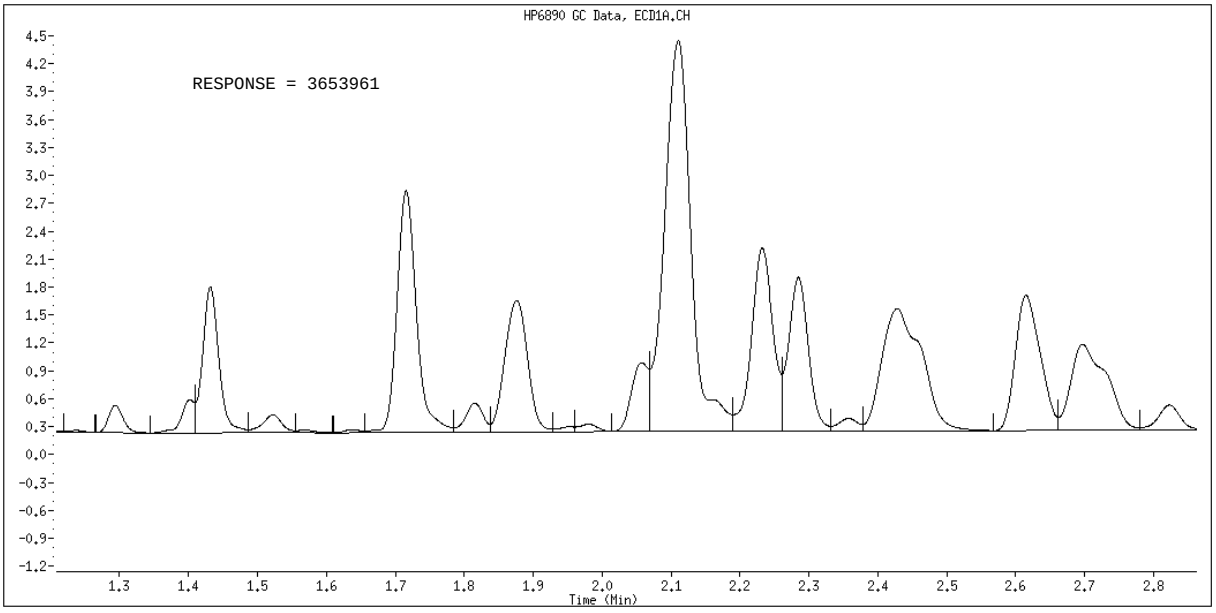

Manual Integration

Manually Integrated By: hassl
Manual Integration Reason: Analyte not Identified by the Data System

Data File Name: 012F1201.D
Inj. Date and Time: 01-MAR-2010 11:07
Instrument ID: a2hp13.i
Client ID: ATASS-015M-5036-SO
Compound Name: AROCLOR-1260
CAS #: 11096-82-5
Report Date: 03/02/2010

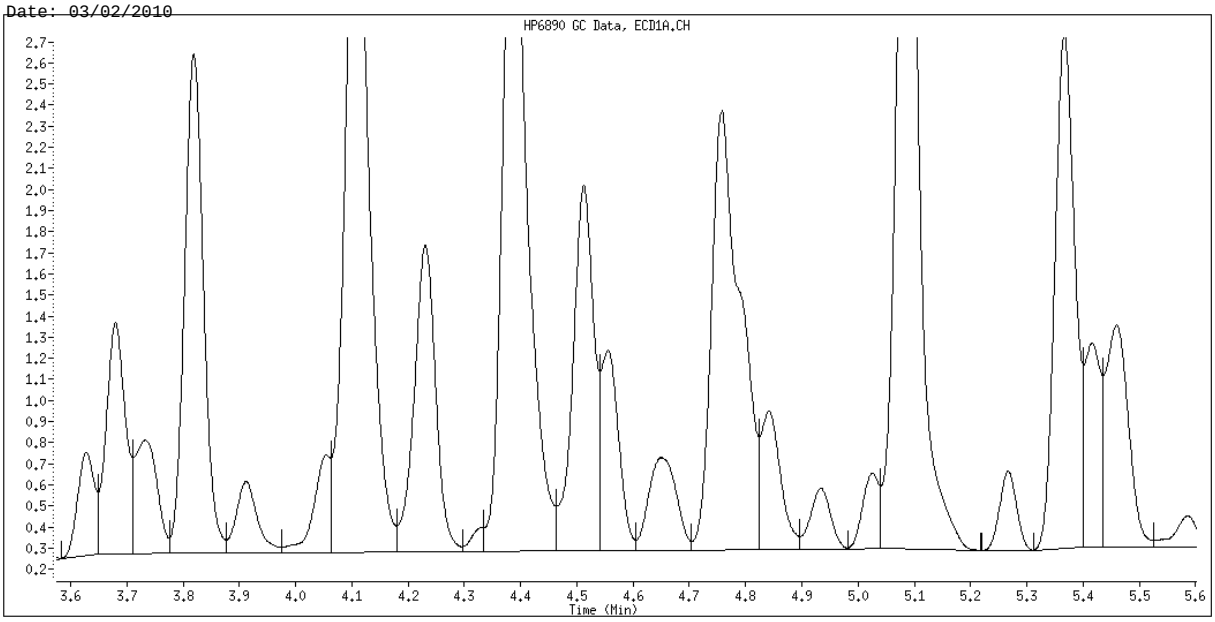

Original Integration

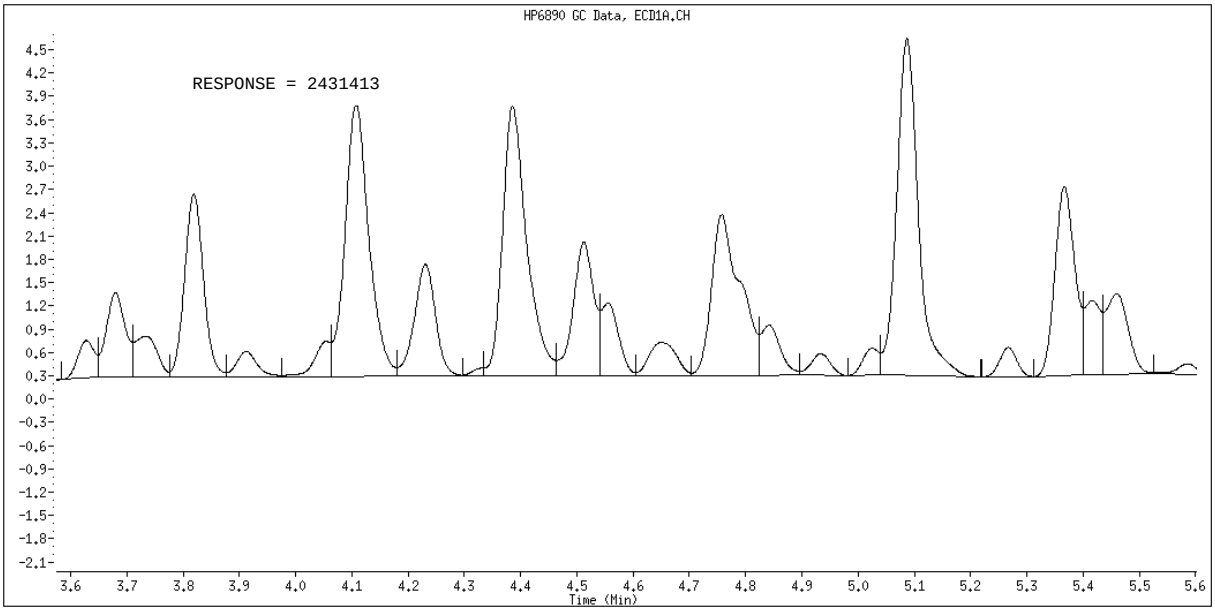

Manual Integration

Manually Integrated By: hassl
Manual Integration Reason: Analyte not Identified by the Data System

TestAmerica
THE LEADER IN ENVIRONMENTAL TESTING

MISCELLANEOUS DATA

North Canton

TestAmerica Laboratories, Inc.
EXTRACTION BENCH SHEET

Run Date: 3/16/2010
Time: 16:44:31

LEV 1	LEV 2		LEV 1	LEV 2	
Y	Y	Blank	Y	Y	Weights/Volumes
Y	Y	Check	Y	Y	Spike & Surrogate Worksheet
Y	Y	MS/MSD	Y	Y	Vial contains correct volume
			Y	Y	Labels, greenbars, worksheets
					computer batch: correct &
			_	_	Anomalies to Extraction Method

Y Expanded Deliverable
Y COC Completed
Y Bench Sheet Copied
= Package Submitted to AnalyticalGroup
Bench Sheet Copied per COC

Extractionist: 402608 Eric Mills

Concentrationist: 402608 Eric Mills
000123 Leslie Howell

Reviewer/Date: EARLES / 2/24/10

QC BATCH: 0054023

PREP DATE: 2/23/10
COMP DATE: 2/24/10

PCBs (8082)
SOXHLET (Na2SO4) w/ACID STRIP (PCB)
SW846 3540C, SW846 3540C/3665A

EXTR EXPR	ANL DUE	LOT#, MSRUN#/ WORK ORDER	TEST FLGS	EXT	MTH	MATRIX	INIT/FIN WT/VOL	INIT	PH"S ADJ1	ADJ2	EXTRACTION	SOLVENTS VOL	EXCHANGE	VOL	SPIKE STANDARD/ SURROGATE ID
3/03/10	3/10/10	A0B180429-012 **LVTT0-1-CD D**	D	63	QH	SOLID	30.13g 10.00mL	0.0	NA	NA	DCM/ACE	200.0	HEXANE	36.0	1ML 10PPM #4615 1ML 2/.2 #4621
COMMENTS:															
3/02/10	3/10/10	A0B180429-004 **LVTQ3-1-A9**	D	63	QH	SOLID	30.06g 10.00mL	0.0	NA	NA	DCM/ACE	200.0	HEXANE	36.0	1ML 2/.2 #4621
COMMENTS:															
3/03/10	3/10/10	A0B180429-012 **LVTT0-1-AE**	D	63	QH	SOLID	30.1g 10.00mL	0.0	NA	NA	DCM/ACE	200.0	HEXANE	36.0	1ML 2/.2 #4621
COMMENTS:															
3/03/10	3/10/10	A0B180429-012 **LVTT0-1-CC S**	D	63	QH	SOLID	30.01g 10.00mL	0.0	NA	NA	DCM/ACE	200.0	HEXANE	36.0	1ML 10PPM #4615 1ML 2/.2 #4621
COMMENTS:															
3/02/10	0/0/0	A0B230000-023 **LV0FJ-1-AA B**		63	QH	SOLID	30.00g 10.00mL	0.0	NA	NA	DCM/ACE	200.0	HEXANE	36.0	1ML 2/.2 #4621
COMMENTS:															

1398

North Canton

TestAmerica Laboratories, Inc.
EXTRACTION BENCH SHEET

QC BATCH: 0054023

PREP DATE: 2/23/10
COMP DATE: 2/24/10

EXTR EXPR	ANL DUE	LOT#, MSRUN#/ WORK ORDER	TEST FLGS	EXT	MTH	MATRIX	INIT/FIN WT/VOL	INIT	PH"S ADJ1	ADJ2	EXTRACTION	SOLVENTS VOL	EXCHANGE	VOL	SPIKE STANDARD/ SURROGATE ID
3/02/10	0/0/0	A0B230000-023 **LV0FJ-1-AC C**		63	QH	SOLID	30.00g 10.00mL	0.0	NA	NA	DCM/ACE	200.0	HEXANE	36.0	1ML 10PPM #4615 1ML 2/.2 #4621
COMMENTS:															
3/03/10	3/11/10	A0B180524-004 **LVVF1-1-AR**	D	63	QH	SOLID	30.01g 10.00mL	0.0	NA	NA	DCM/ACE	200.0	HEXANE	36.0	1ML 2/.2 #4621
COMMENTS:															
3/03/10	3/11/10	A0B180524-005 **LVVF6-1-AR**	D	63	QH	SOLID	30.16g 10.00mL	0.0	NA	NA	DCM/ACE	200.0	HEXANE	36.0	1ML 2/.2 #4621
COMMENTS:															
3/03/10	3/11/10	A0B180524-001 **LVVFK-1-AF**	D	63	QH	SOLID	30.05g 10.00mL	0.0	NA	NA	DCM/ACE	200.0	HEXANE	36.0	1ML 2/.2 #4621
COMMENTS:															
3/04/10	3/12/10	A0B190524-003 **LVWXC-1-AR**	D	63	QH	SOLID	30.00g 10.00mL	0.0	NA	NA	DCM/ACE	200.0	HEXANE	36.0	1ML 2/.2 #4621
COMMENTS:															
3/04/10	3/12/10	A0B190524-013 **LVWX8-1-AF**	D	63	QH	SOLID	30.17g 10.00mL	0.0	NA	NA	DCM/ACE	200.0	HEXANE	36.0	1ML 2/.2 #4621
COMMENTS:															
3/04/10	3/12/10	A0B190524-002 **LVWW9-1-AF**	D	63	QH	SOLID	30.08g 10.00mL	0.0	NA	NA	DCM/ACE	200.0	HEXANE	36.0	1ML 2/.2 #4621
COMMENTS:															
3/04/10	3/12/10	A0B190524-010 **LVWX1-1-AF**	D	63	QH	SOLID	30.16g 10.00mL	0.0	NA	NA	DCM/ACE	200.0	HEXANE	36.0	1ML 2/.2 #4621
COMMENTS:															

1399

North Canton

TestAmerica Laboratories, Inc.
EXTRACTION BENCH SHEET

QC BATCH: 0054023

PREP DATE: 2/23/10
COMP DATE: 2/24/10

EXTR EXPR	ANL DUE	LOT#, MSRUN#/ WORK ORDER	TEST FLGS	EXT	MTH	MATRIX	INIT/FIN WT/VOL	INIT	PH"S ADJ1	ADJ2	EXTRACTION	SOLVENTS VOL	EXCHANGE	VOL	SPIKE STANDARD/ SURROGATE ID

S/S EM,JS

DCM/ACE H44E16 NA2SO4 H35594 HEXANE H46E60

B025 ASSOC.SAMPLES AND BLK.W/0054022

NUMBER OF WORK ORDERS IN BATCH: 13

1400

Lot/SDG Number: **A0B180429**

Sample Control Chain of Custody - TAL North Canton
GC Semivolatiles

Lot Number	Work Order	Analysis Type	Prep Date	Prep Analyst	Date of Transfer	Transferred By	Analysis Date	Analyst
A0B180429-004	LVTQ31A9	PCBs (8082)	02/23/10	Eric Mills	02/24/10	Steve Earle	03/01/10	Lori Hass
A0B180429-012	LVTT01AE	PCBs (8082)	02/23/10	Eric Mills	02/24/10	Steve Earle	03/01/10	Lori Hass

TestAmerica
THE LEADER IN ENVIRONMENTAL TESTING

METALS DATA

TestAmerica
THE LEADER IN ENVIRONMENTAL TESTING

FORMS DATA

Science Applications International Corp

Client Sample ID: B12SS-036M-5038-SO

TOTAL Metals

Lot-Sample #...: A0B180429-001 **Matrix.....:** SO
Date Sampled...: 02/16/10 10:30 **Date Received..:** 02/17/10
% Moisture.....: 1.9

PARAMETER	RESULT	REPORTING LIMIT	UNITS	METHOD	PREPARATION-ANALYSIS DATE	WORK ORDER #
Prep Batch #...: 0053030						
Silver	**0.041 J**	**0.51**	**mg/kg**	**SW846 6020**	**02/24-02/25/10**	**LVTQQ1AC**
		Dilution Factor: 1		Analysis Time..: 07:51	Analyst ID.....: 001637	
		Instrument ID..: I8		MDL.....: 0.0027		
Aluminum	**11200**	**102**	**mg/kg**	**SW846 6020**	**02/24-02/25/10**	**LVTQQ1AD**
		Dilution Factor: 10		Analysis Time..: 09:04	Analyst ID.....: 001637	
		Instrument ID..: I8		MDL.....: 25.4		
Arsenic	**9.8**	**0.51**	**mg/kg**	**SW846 6020**	**02/24-02/25/10**	**LVTQQ1AE**
		Dilution Factor: 1		Analysis Time..: 07:51	Analyst ID.....: 001637	
		Instrument ID..: I8		MDL.....: 0.053		
Barium	**77.1**	**1.0**	**mg/kg**	**SW846 6020**	**02/24-02/25/10**	**LVTQQ1AF**
		Dilution Factor: 1		Analysis Time..: 07:51	Analyst ID.....: 001637	
		Instrument ID..: I8		MDL.....: 0.13		
Beryllium	**0.52**	**0.10**	**mg/kg**	**SW846 6020**	**02/24-02/25/10**	**LVTQQ1AG**
		Dilution Factor: 1		Analysis Time..: 07:51	Analyst ID.....: 001637	
		Instrument ID..: I8		MDL.....: 0.0036		
Calcium	**834**	**204**	**mg/kg**	**SW846 6020**	**02/24-02/25/10**	**LVTQQ1AH**
		Dilution Factor: 1		Analysis Time..: 07:51	Analyst ID.....: 001637	
		Instrument ID..: I8		MDL.....: 40.8		
Cadmium	**0.12 J**	**0.20**	**mg/kg**	**SW846 6020**	**02/24-02/25/10**	**LVTQQ1AJ**
		Dilution Factor: 1		Analysis Time..: 07:51	Analyst ID.....: 001637	
		Instrument ID..: I8		MDL.....: 0.0032		
Cobalt	**13.4**	**0.51**	**mg/kg**	**SW846 6020**	**02/24-02/25/10**	**LVTQQ1AK**
		Dilution Factor: 1		Analysis Time..: 07:51	Analyst ID.....: 001637	
		Instrument ID..: I8		MDL.....: 0.0046		
Chromium	**23.3**	**0.51**	**mg/kg**	**SW846 6020**	**02/24-02/25/10**	**LVTQQ1AL**
		Dilution Factor: 1		Analysis Time..: 07:51	Analyst ID.....: 001637	
		Instrument ID..: I8		MDL.....: 0.16		
Copper	**22.0**	**0.51**	**mg/kg**	**SW846 6020**	**02/24-02/25/10**	**LVTQQ1AM**
		Dilution Factor: 1		Analysis Time..: 07:51	Analyst ID.....: 001637	
		Instrument ID..: I8		MDL.....: 0.11		

(Continued on next page)

Science Applications International Corp

Client Sample ID: B12SS-036M-5038-SO

TOTAL Metals

Lot-Sample #...: A0B180429-001 **Matrix.....:** SO

PARAMETER	RESULT	REPORTING LIMIT	UNITS	METHOD	PREPARATION-ANALYSIS DATE	WORK ORDER #
Iron	**21500**	**51.0**	**mg/kg**	**SW846 6020**	**02/24-02/25/10**	**LVTQQ1AN**
		Dilution Factor: 1		Analysis Time..: 07:51	Analyst ID.....: 001637	
		Instrument ID..: I8		MDL.....: 11.1		
Mercury	**0.048 J**	**0.10**	**mg/kg**	**SW846 7471A**	**02/24/10**	**LVTQQ1A3**
		Dilution Factor: 1		Analysis Time..: 15:58	Analyst ID.....: 001576	
		Instrument ID..: H1		MDL.....: 0.014		
Potassium	**551 B**	**102**	**mg/kg**	**SW846 6020**	**02/24-02/25/10**	**LVTQQ1AP**
		Dilution Factor: 1		Analysis Time..: 07:51	Analyst ID.....: 001637	
		Instrument ID..: I8		MDL.....: 3.8		
Magnesium	**1780**	**102**	**mg/kg**	**SW846 6020**	**02/24-02/25/10**	**LVTQQ1AQ**
		Dilution Factor: 1		Analysis Time..: 07:51	Analyst ID.....: 001637	
		Instrument ID..: I8		MDL.....: 9.1		
Manganese	**1150 B**	**10.2**	**mg/kg**	**SW846 6020**	**02/24-02/25/10**	**LVTQQ1AR**
		Dilution Factor: 10		Analysis Time..: 09:04	Analyst ID.....: 001637	
		Instrument ID..: I8		MDL.....: 1.6		
Sodium	**32.3 J**	**102**	**mg/kg**	**SW846 6020**	**02/24-02/25/10**	**LVTQQ1AT**
		Dilution Factor: 1		Analysis Time..: 07:51	Analyst ID.....: 001637	
		Instrument ID..: I8		MDL.....: 14.3		
Nickel	**17.9**	**1.0**	**mg/kg**	**SW846 6020**	**02/24-02/25/10**	**LVTQQ1AU**
		Dilution Factor: 1		Analysis Time..: 07:51	Analyst ID.....: 001637	
		Instrument ID..: I8		MDL.....: 0.088		
Lead	**16.3**	**0.31**	**mg/kg**	**SW846 6020**	**02/24-02/25/10**	**LVTQQ1AV**
		Dilution Factor: 1		Analysis Time..: 07:51	Analyst ID.....: 001637	
		Instrument ID..: I8		MDL.....: 0.072		
Antimony	**0.14 J**	**0.51**	**mg/kg**	**SW846 6020**	**02/24-02/25/10**	**LVTQQ1AW**
		Dilution Factor: 1		Analysis Time..: 07:51	Analyst ID.....: 001637	
		Instrument ID..: I8		MDL.....: 0.063		
Selenium	**0.81**	**0.51**	**mg/kg**	**SW846 6020**	**02/24-02/25/10**	**LVTQQ1AX**
		Dilution Factor: 1		Analysis Time..: 07:51	Analyst ID.....: 001637	
		Instrument ID..: I8		MDL.....: 0.021		

(Continued on next page)

Science Applications International Corp

Client Sample ID: B12SS-036M-5038-SO

TOTAL Metals

Lot-Sample #...: A0B180429-001 **Matrix.....:** SO

PARAMETER	RESULT	REPORTING LIMIT	UNITS	METHOD	PREPARATION-ANALYSIS DATE	WORK ORDER #
Thallium	**0.20**	**0.20**	**mg/kg**	**SW846 6020**	**02/24-02/25/10**	**LVTQQ1A0**
		Dilution Factor: 1		Analysis Time..: 07:51	Analyst ID.....: 001637	
		Instrument ID..: I8		MDL.....: 0.057		
Vanadium	**22.0**	**1.0**	**mg/kg**	**SW846 6020**	**02/24-02/25/10**	**LVTQQ1A1**
		Dilution Factor: 1		Analysis Time..: 07:51	Analyst ID.....: 001637	
		Instrument ID..: I8		MDL.....: 0.044		
Zinc	**84.5**	**4.1**	**mg/kg**	**SW846 6020**	**02/24-02/25/10**	**LVTQQ1A2**
		Dilution Factor: 1		Analysis Time..: 07:51	Analyst ID.....: 001637	
		Instrument ID..: I8		MDL.....: 1.0		

NOTE(S):

Results and reporting limits have been adjusted for dry weight.

J Estimated Result: Result is less than RL and greater than or equal to the MDL.

B Blank contamination: Target analyte was detected at a reportable level.

Science Applications International Corp

Client Sample ID: B12SS-037M-5039-SO

TOTAL Metals

Lot-Sample #...: A0B180429-002 **Matrix.....:** SO
Date Sampled...: 02/16/10 14:17 **Date Received..:** 02/17/10
% Moisture.....: 2.0

PARAMETER	RESULT	REPORTING LIMIT	UNITS	METHOD	PREPARATION-ANALYSIS DATE	WORK ORDER #
Prep Batch #...: 0053030						
Silver	**0.037 J**	**0.51**	**mg/kg**	**SW846 6020**	**02/24-02/25/10**	**LVTQ11AK**
		Dilution Factor: 1		Analysis Time..: 07:56	Analyst ID.....: 001637	
		Instrument ID..: I8		MDL.....: 0.0027		
Aluminum	**11800**	**102**	**mg/kg**	**SW846 6020**	**02/24-02/25/10**	**LVTQ11AL**
		Dilution Factor: 10		Analysis Time..: 09:11	Analyst ID.....: 001637	
		Instrument ID..: I8		MDL.....: 25.4		
Arsenic	**11.1**	**0.51**	**mg/kg**	**SW846 6020**	**02/24-02/25/10**	**LVTQ11AM**
		Dilution Factor: 1		Analysis Time..: 07:56	Analyst ID.....: 001637	
		Instrument ID..: I8		MDL.....: 0.053		
Barium	**68.3**	**1.0**	**mg/kg**	**SW846 6020**	**02/24-02/25/10**	**LVTQ11AN**
		Dilution Factor: 1		Analysis Time..: 07:56	Analyst ID.....: 001637	
		Instrument ID..: I8		MDL.....: 0.13		
Beryllium	**0.51**	**0.10**	**mg/kg**	**SW846 6020**	**02/24-02/25/10**	**LVTQ11AP**
		Dilution Factor: 1		Analysis Time..: 07:56	Analyst ID.....: 001637	
		Instrument ID..: I8		MDL.....: 0.0036		
Calcium	**737**	**204**	**mg/kg**	**SW846 6020**	**02/24-02/25/10**	**LVTQ11AQ**
		Dilution Factor: 1		Analysis Time..: 07:56	Analyst ID.....: 001637	
		Instrument ID..: I8		MDL.....: 40.9		
Cadmium	**0.093 J**	**0.20**	**mg/kg**	**SW846 6020**	**02/24-02/25/10**	**LVTQ11AR**
		Dilution Factor: 1		Analysis Time..: 07:56	Analyst ID.....: 001637	
		Instrument ID..: I8		MDL.....: 0.0032		
Cobalt	**9.3**	**0.51**	**mg/kg**	**SW846 6020**	**02/24-02/25/10**	**LVTQ11AT**
		Dilution Factor: 1		Analysis Time..: 07:56	Analyst ID.....: 001637	
		Instrument ID..: I8		MDL.....: 0.0046		
Chromium	**36.1**	**0.51**	**mg/kg**	**SW846 6020**	**02/24-02/25/10**	**LVTQ11AU**
		Dilution Factor: 1		Analysis Time..: 07:56	Analyst ID.....: 001637	
		Instrument ID..: I8		MDL.....: 0.16		
Copper	**15.3**	**0.51**	**mg/kg**	**SW846 6020**	**02/24-02/25/10**	**LVTQ11AV**
		Dilution Factor: 1		Analysis Time..: 07:56	Analyst ID.....: 001637	
		Instrument ID..: I8		MDL.....: 0.11		

(Continued on next page)

Science Applications International Corp

Client Sample ID: B12SS-037M-5039-SO

TOTAL Metals

Lot-Sample #...: A0B180429-002 **Matrix.....:** SO

PARAMETER	RESULT	REPORTING LIMIT	UNITS	METHOD	PREPARATION-ANALYSIS DATE	WORK ORDER #
Iron	**24100**	**51.0**	**mg/kg**	**SW846 6020**	**02/24-02/25/10**	**LVTQ11AW**
		Dilution Factor: 1		Analysis Time..: 07:56	Analyst ID.....: 001637	
		Instrument ID..: I8		MDL.....: 11.1		
Mercury	**0.044 J**	**0.10**	**mg/kg**	**SW846 7471A**	**02/24/10**	**LVTQ11AE**
		Dilution Factor: 1		Analysis Time..: 15:57	Analyst ID.....: 001576	
		Instrument ID..: H1		MDL.....: 0.014		
Potassium	**716 B**	**102**	**mg/kg**	**SW846 6020**	**02/24-02/25/10**	**LVTQ11AX**
		Dilution Factor: 1		Analysis Time..: 07:56	Analyst ID.....: 001637	
		Instrument ID..: I8		MDL.....: 3.8		
Magnesium	**2140**	**102**	**mg/kg**	**SW846 6020**	**02/24-02/25/10**	**LVTQ11A0**
		Dilution Factor: 1		Analysis Time..: 07:56	Analyst ID.....: 001637	
		Instrument ID..: I8		MDL.....: 9.1		
Manganese	**466 B**	**1.0**	**mg/kg**	**SW846 6020**	**02/24-02/25/10**	**LVTQ11A1**
		Dilution Factor: 1		Analysis Time..: 07:56	Analyst ID.....: 001637	
		Instrument ID..: I8		MDL.....: 0.16		
Sodium	**35.6 J**	**102**	**mg/kg**	**SW846 6020**	**02/24-02/25/10**	**LVTQ11A2**
		Dilution Factor: 1		Analysis Time..: 07:56	Analyst ID.....: 001637	
		Instrument ID..: I8		MDL.....: 14.3		
Nickel	**25.4**	**1.0**	**mg/kg**	**SW846 6020**	**02/24-02/25/10**	**LVTQ11A3**
		Dilution Factor: 1		Analysis Time..: 07:56	Analyst ID.....: 001637	
		Instrument ID..: I8		MDL.....: 0.088		
Lead	**17.0**	**0.31**	**mg/kg**	**SW846 6020**	**02/24-02/25/10**	**LVTQ11A4**
		Dilution Factor: 1		Analysis Time..: 07:56	Analyst ID.....: 001637	
		Instrument ID..: I8		MDL.....: 0.072		
Antimony	**0.11 J**	**0.51**	**mg/kg**	**SW846 6020**	**02/24-02/25/10**	**LVTQ11A5**
		Dilution Factor: 1		Analysis Time..: 07:56	Analyst ID.....: 001637	
		Instrument ID..: I8		MDL.....: 0.063		
Selenium	**0.82**	**0.51**	**mg/kg**	**SW846 6020**	**02/24-02/25/10**	**LVTQ11A6**
		Dilution Factor: 1		Analysis Time..: 07:56	Analyst ID.....: 001637	
		Instrument ID..: I8		MDL.....: 0.021		

(Continued on next page)

Science Applications International Corp

Client Sample ID: B12SS-037M-5039-SO

TOTAL Metals

Lot-Sample #...: A0B180429-002 **Matrix.....:** SO

PARAMETER	RESULT	REPORTING LIMIT	UNITS	METHOD	PREPARATION-ANALYSIS DATE	WORK ORDER #
Thallium	**0.18 J**	**0.20**	**mg/kg**	**SW846 6020**	**02/24-02/25/10**	**LVTQ11AA**
		Dilution Factor: 1		Analysis Time..: 07:56	Analyst ID.....: 001637	
		Instrument ID..: I8		MDL.....: 0.057		
Vanadium	**21.4**	**1.0**	**mg/kg**	**SW846 6020**	**02/24-02/25/10**	**LVTQ11AC**
		Dilution Factor: 1		Analysis Time..: 07:56	Analyst ID.....: 001637	
		Instrument ID..: I8		MDL.....: 0.044		
Zinc	**48.7**	**4.1**	**mg/kg**	**SW846 6020**	**02/24-02/25/10**	**LVTQ11AD**
		Dilution Factor: 1		Analysis Time..: 07:56	Analyst ID.....: 001637	
		Instrument ID..: I8		MDL.....: 1.0		

NOTE(S):

Results and reporting limits have been adjusted for dry weight.

J Estimated Result: Result is less than RL and greater than or equal to the MDL.

B Blank contamination: Target analyte was detected at a reportable level.

Science Applications International Corp

Client Sample ID: B12SS-037M-6049-FD

TOTAL Metals

Lot-Sample #...: A0B180429-003 **Matrix.....:** SO
Date Sampled...: 02/16/10 14:17 **Date Received..:** 02/17/10
% Moisture.....: 2.0

PARAMETER	RESULT	REPORTING LIMIT	UNITS	METHOD	PREPARATION-ANALYSIS DATE	WORK ORDER #
Prep Batch #...: 0053030						
Silver	**0.034 J**	**0.51**	**mg/kg**	**SW846 6020**	**02/24-02/25/10**	**LVTQ21AK**
		Dilution Factor: 1		Analysis Time..: 08:01	Analyst ID.....: 001637	
		Instrument ID..: I8		MDL.....: 0.0027		
Aluminum	**11900**	**102**	**mg/kg**	**SW846 6020**	**02/24-02/25/10**	**LVTQ21AL**
		Dilution Factor: 10		Analysis Time..: 09:18	Analyst ID.....: 001637	
		Instrument ID..: I8		MDL.....: 25.4		
Arsenic	**11.4**	**0.51**	**mg/kg**	**SW846 6020**	**02/24-02/25/10**	**LVTQ21AM**
		Dilution Factor: 1		Analysis Time..: 08:01	Analyst ID.....: 001637	
		Instrument ID..: I8		MDL.....: 0.053		
Barium	**67.5**	**1.0**	**mg/kg**	**SW846 6020**	**02/24-02/25/10**	**LVTQ21AN**
		Dilution Factor: 1		Analysis Time..: 08:01	Analyst ID.....: 001637	
		Instrument ID..: I8		MDL.....: 0.13		
Beryllium	**0.54**	**0.10**	**mg/kg**	**SW846 6020**	**02/24-02/25/10**	**LVTQ21AP**
		Dilution Factor: 1		Analysis Time..: 08:01	Analyst ID.....: 001637	
		Instrument ID..: I8		MDL.....: 0.0036		
Calcium	**749**	**204**	**mg/kg**	**SW846 6020**	**02/24-02/25/10**	**LVTQ21AQ**
		Dilution Factor: 1		Analysis Time..: 08:01	Analyst ID.....: 001637	
		Instrument ID..: I8		MDL.....: 40.9		
Cadmium	**0.085 J**	**0.20**	**mg/kg**	**SW846 6020**	**02/24-02/25/10**	**LVTQ21AR**
		Dilution Factor: 1		Analysis Time..: 08:01	Analyst ID.....: 001637	
		Instrument ID..: I8		MDL.....: 0.0032		
Cobalt	**9.4**	**0.51**	**mg/kg**	**SW846 6020**	**02/24-02/25/10**	**LVTQ21AT**
		Dilution Factor: 1		Analysis Time..: 08:01	Analyst ID.....: 001637	
		Instrument ID..: I8		MDL.....: 0.0046		
Chromium	**28.6**	**0.51**	**mg/kg**	**SW846 6020**	**02/24-02/25/10**	**LVTQ21AU**
		Dilution Factor: 1		Analysis Time..: 08:01	Analyst ID.....: 001637	
		Instrument ID..: I8		MDL.....: 0.16		
Copper	**15.8**	**0.51**	**mg/kg**	**SW846 6020**	**02/24-02/25/10**	**LVTQ21AV**
		Dilution Factor: 1		Analysis Time..: 08:01	Analyst ID.....: 001637	
		Instrument ID..: I8		MDL.....: 0.11		

(Continued on next page)

Science Applications International Corp

Client Sample ID: B12SS-037M-6049-FD

TOTAL Metals

Lot-Sample #...: A0B180429-003 **Matrix.....:** SO

PARAMETER	RESULT	REPORTING LIMIT	UNITS	METHOD	PREPARATION-ANALYSIS DATE	WORK ORDER #
Iron	**25000**	**51.0**	**mg/kg**	**SW846 6020**	**02/24-02/25/10**	**LVTQ21AW**
		Dilution Factor: 1		Analysis Time..: 08:01	Analyst ID.....: 001637	
		Instrument ID..: I8		MDL.....: 11.1		
Mercury	**0.047 J**	**0.10**	**mg/kg**	**SW846 7471A**	**02/24/10**	**LVTQ21AE**
		Dilution Factor: 1		Analysis Time..: 16:10	Analyst ID.....: 001576	
		Instrument ID..: H1		MDL.....: 0.014		
Potassium	**783 B**	**102**	**mg/kg**	**SW846 6020**	**02/24-02/25/10**	**LVTQ21AX**
		Dilution Factor: 1		Analysis Time..: 08:01	Analyst ID.....: 001637	
		Instrument ID..: I8		MDL.....: 3.8		
Magnesium	**2280**	**102**	**mg/kg**	**SW846 6020**	**02/24-02/25/10**	**LVTQ21A0**
		Dilution Factor: 1		Analysis Time..: 08:01	Analyst ID.....: 001637	
		Instrument ID..: I8		MDL.....: 9.1		
Manganese	**459 B**	**1.0**	**mg/kg**	**SW846 6020**	**02/24-02/25/10**	**LVTQ21A1**
		Dilution Factor: 1		Analysis Time..: 08:01	Analyst ID.....: 001637	
		Instrument ID..: I8		MDL.....: 0.16		
Sodium	**42.1 J**	**102**	**mg/kg**	**SW846 6020**	**02/24-02/25/10**	**LVTQ21A2**
		Dilution Factor: 1		Analysis Time..: 08:01	Analyst ID.....: 001637	
		Instrument ID..: I8		MDL.....: 14.3		
Nickel	**22.4**	**1.0**	**mg/kg**	**SW846 6020**	**02/24-02/25/10**	**LVTQ21A3**
		Dilution Factor: 1		Analysis Time..: 08:01	Analyst ID.....: 001637	
		Instrument ID..: I8		MDL.....: 0.088		
Lead	**14.7**	**0.31**	**mg/kg**	**SW846 6020**	**02/24-02/25/10**	**LVTQ21A4**
		Dilution Factor: 1		Analysis Time..: 08:01	Analyst ID.....: 001637	
		Instrument ID..: I8		MDL.....: 0.072		
Antimony	**0.10 J**	**0.51**	**mg/kg**	**SW846 6020**	**02/24-02/25/10**	**LVTQ21A5**
		Dilution Factor: 1		Analysis Time..: 08:01	Analyst ID.....: 001637	
		Instrument ID..: I8		MDL.....: 0.063		
Selenium	**0.88**	**0.51**	**mg/kg**	**SW846 6020**	**02/24-02/25/10**	**LVTQ21A6**
		Dilution Factor: 1		Analysis Time..: 08:01	Analyst ID.....: 001637	
		Instrument ID..: I8		MDL.....: 0.021		

(Continued on next page)

Science Applications International Corp

Client Sample ID: B12SS-037M-6049-FD

TOTAL Metals

Lot-Sample #...: A0B180429-003 **Matrix.....:** SO

PARAMETER	RESULT	REPORTING LIMIT	UNITS	METHOD	PREPARATION-ANALYSIS DATE	WORK ORDER #
Thallium	**0.18 J**	**0.20**	**mg/kg**	**SW846 6020**	**02/24-02/25/10**	**LVTQ21AA**
		Dilution Factor: 1		Analysis Time..: 08:01	Analyst ID.....: 001637	
		Instrument ID..: I8		MDL.....: 0.057		
Vanadium	**20.9**	**1.0**	**mg/kg**	**SW846 6020**	**02/24-02/25/10**	**LVTQ21AC**
		Dilution Factor: 1		Analysis Time..: 08:01	Analyst ID.....: 001637	
		Instrument ID..: I8		MDL.....: 0.044		
Zinc	**50.0**	**4.1**	**mg/kg**	**SW846 6020**	**02/24-02/25/10**	**LVTQ21AD**
		Dilution Factor: 1		Analysis Time..: 08:01	Analyst ID.....: 001637	
		Instrument ID..: I8		MDL.....: 1.0		

NOTE(S):

Results and reporting limits have been adjusted for dry weight.

J Estimated Result: Result is less than RL and greater than or equal to the MDL.

B Blank contamination: Target analyte was detected at a reportable level.

Science Applications International Corp

Client Sample ID: B12SS-038M-5040-SO

TOTAL Metals

Lot-Sample #...: A0B180429-004 **Matrix.....:** SO
Date Sampled...: 02/16/10 13:10 **Date Received..:** 02/17/10
% Moisture.....: 1.9

PARAMETER	RESULT	REPORTING LIMIT	UNITS	METHOD	PREPARATION-ANALYSIS DATE	WORK ORDER #
Prep Batch #...: 0053030						
Silver	**0.037 J**	**0.51**	**mg/kg**	**SW846 6020**	**02/24-02/25/10**	**LVTQ31AK**
		Dilution Factor: 1		Analysis Time..: 08:05	Analyst ID.....: 001637	
		Instrument ID..: I8		MDL.....: 0.0026		
Aluminum	**12600**	**102**	**mg/kg**	**SW846 6020**	**02/24-02/25/10**	**LVTQ31AL**
		Dilution Factor: 10		Analysis Time..: 09:25	Analyst ID.....: 001637	
		Instrument ID..: I8		MDL.....: 25.4		
Arsenic	**10.3**	**0.51**	**mg/kg**	**SW846 6020**	**02/24-02/25/10**	**LVTQ31AM**
		Dilution Factor: 1		Analysis Time..: 08:05	Analyst ID.....: 001637	
		Instrument ID..: I8		MDL.....: 0.053		
Barium	**65.0**	**1.0**	**mg/kg**	**SW846 6020**	**02/24-02/25/10**	**LVTQ31AN**
		Dilution Factor: 1		Analysis Time..: 08:05	Analyst ID.....: 001637	
		Instrument ID..: I8		MDL.....: 0.13		
Beryllium	**0.57**	**0.10**	**mg/kg**	**SW846 6020**	**02/24-02/25/10**	**LVTQ31AP**
		Dilution Factor: 1		Analysis Time..: 08:05	Analyst ID.....: 001637	
		Instrument ID..: I8		MDL.....: 0.0036		
Calcium	**586**	**204**	**mg/kg**	**SW846 6020**	**02/24-02/25/10**	**LVTQ31AQ**
		Dilution Factor: 1		Analysis Time..: 08:05	Analyst ID.....: 001637	
		Instrument ID..: I8		MDL.....: 40.8		
Cadmium	**0.13 J**	**0.20**	**mg/kg**	**SW846 6020**	**02/24-02/25/10**	**LVTQ31AR**
		Dilution Factor: 1		Analysis Time..: 08:05	Analyst ID.....: 001637	
		Instrument ID..: I8		MDL.....: 0.0032		
Cobalt	**11.3**	**0.51**	**mg/kg**	**SW846 6020**	**02/24-02/25/10**	**LVTQ31AT**
		Dilution Factor: 1		Analysis Time..: 08:05	Analyst ID.....: 001637	
		Instrument ID..: I8		MDL.....: 0.0046		
Chromium	**33.8**	**0.51**	**mg/kg**	**SW846 6020**	**02/24-02/25/10**	**LVTQ31AU**
		Dilution Factor: 1		Analysis Time..: 08:05	Analyst ID.....: 001637	
		Instrument ID..: I8		MDL.....: 0.16		
Copper	**11.1**	**0.51**	**mg/kg**	**SW846 6020**	**02/24-02/25/10**	**LVTQ31AV**
		Dilution Factor: 1		Analysis Time..: 08:05	Analyst ID.....: 001637	
		Instrument ID..: I8		MDL.....: 0.11		

(Continued on next page)

Science Applications International Corp

Client Sample ID: B12SS-038M-5040-SO

TOTAL Metals

Lot-Sample #...: A0B180429-004 **Matrix.....:** SO

PARAMETER	RESULT	REPORTING LIMIT	UNITS	METHOD	PREPARATION-ANALYSIS DATE	WORK ORDER #
Iron	**22300**	**51.0**	**mg/kg**	**SW846 6020**	**02/24-02/25/10**	**LVTQ31AW**
		Dilution Factor: 1		Analysis Time..: 08:05	Analyst ID.....: 001637	
		Instrument ID..: I8		MDL.....: 11.1		
Mercury	**0.055 J**	**0.10**	**mg/kg**	**SW846 7471A**	**02/24/10**	**LVTQ31AE**
		Dilution Factor: 1		Analysis Time..: 16:04	Analyst ID.....: 001576	
		Instrument ID..: H1		MDL.....: 0.014		
Potassium	**755 B**	**102**	**mg/kg**	**SW846 6020**	**02/24-02/25/10**	**LVTQ31AX**
		Dilution Factor: 1		Analysis Time..: 08:05	Analyst ID.....: 001637	
		Instrument ID..: I8		MDL.....: 3.8		
Magnesium	**2260**	**102**	**mg/kg**	**SW846 6020**	**02/24-02/25/10**	**LVTQ31A0**
		Dilution Factor: 1		Analysis Time..: 08:05	Analyst ID.....: 001637	
		Instrument ID..: I8		MDL.....: 9.1		
Manganese	**919 B**	**1.0**	**mg/kg**	**SW846 6020**	**02/24-02/25/10**	**LVTQ31A1**
		Dilution Factor: 1		Analysis Time..: 08:05	Analyst ID.....: 001637	
		Instrument ID..: I8		MDL.....: 0.16		
Sodium	**39.5 J**	**102**	**mg/kg**	**SW846 6020**	**02/24-02/25/10**	**LVTQ31A2**
		Dilution Factor: 1		Analysis Time..: 08:05	Analyst ID.....: 001637	
		Instrument ID..: I8		MDL.....: 14.3		
Nickel	**22.6**	**1.0**	**mg/kg**	**SW846 6020**	**02/24-02/25/10**	**LVTQ31A3**
		Dilution Factor: 1		Analysis Time..: 08:05	Analyst ID.....: 001637	
		Instrument ID..: I8		MDL.....: 0.088		
Lead	**19.0**	**0.31**	**mg/kg**	**SW846 6020**	**02/24-02/25/10**	**LVTQ31A4**
		Dilution Factor: 1		Analysis Time..: 08:05	Analyst ID.....: 001637	
		Instrument ID..: I8		MDL.....: 0.072		
Antimony	**0.11 J**	**0.51**	**mg/kg**	**SW846 6020**	**02/24-02/25/10**	**LVTQ31A5**
		Dilution Factor: 1		Analysis Time..: 08:05	Analyst ID.....: 001637	
		Instrument ID..: I8		MDL.....: 0.063		
Selenium	**0.86**	**0.51**	**mg/kg**	**SW846 6020**	**02/24-02/25/10**	**LVTQ31A6**
		Dilution Factor: 1		Analysis Time..: 08:05	Analyst ID.....: 001637	
		Instrument ID..: I8		MDL.....: 0.021		

(Continued on next page)

Science Applications International Corp

Client Sample ID: B12SS-038M-5040-SO

TOTAL Metals

Lot-Sample #...: A0B180429-004 **Matrix.....:** SO

PARAMETER	RESULT	REPORTING LIMIT	UNITS	METHOD	PREPARATION-ANALYSIS DATE	WORK ORDER #
Thallium	**0.18 J**	**0.20**	**mg/kg**	**SW846 6020**	**02/24-02/25/10**	**LVTQ31AA**
		Dilution Factor: 1		Analysis Time..: 08:05	Analyst ID.....: 001637	
		Instrument ID..: I8		MDL.....: 0.057		
Vanadium	**23.4**	**1.0**	**mg/kg**	**SW846 6020**	**02/24-02/25/10**	**LVTQ31AC**
		Dilution Factor: 1		Analysis Time..: 08:05	Analyst ID.....: 001637	
		Instrument ID..: I8		MDL.....: 0.044		
Zinc	**53.6**	**4.1**	**mg/kg**	**SW846 6020**	**02/24-02/25/10**	**LVTQ31AD**
		Dilution Factor: 1		Analysis Time..: 08:05	Analyst ID.....: 001637	
		Instrument ID..: I8		MDL.....: 1.0		

NOTE(S):

Results and reporting limits have been adjusted for dry weight.

J Estimated Result: Result is less than RL and greater than or equal to the MDL.

B Blank contamination: Target analyte was detected at a reportable level.

Science Applications International Corp

Client Sample ID: B12SS-033-5041-SO

TOTAL Metals

Lot-Sample #...: A0B180429-006 **Matrix.....:** SO
Date Sampled...: 02/16/10 14:50 **Date Received..:** 02/17/10
% Moisture.....: 31

PARAMETER	RESULT	REPORTING LIMIT	UNITS	METHOD	PREPARATION-ANALYSIS DATE	WORK ORDER #
Prep Batch #...: 0053030						
Chromium	**14.9**	**0.73**	**mg/kg**	**SW846 6020**	**02/24-02/25/10**	**LVTRC1AD**
		Dilution Factor: 1		Analysis Time..: 13:29	Analyst ID.....: 001637	
		Instrument ID..: I8		MDL.....: 0.23		

NOTE(S):

Results and reporting limits have been adjusted for dry weight.

Science Applications International Corp

Client Sample ID: B12SS-034-5042-SO

TOTAL Metals

Lot-Sample #...: A0B180429-007 **Matrix.....:** SO
Date Sampled...: 02/16/10 15:00 **Date Received..:** 02/17/10
% Moisture.....: 24

PARAMETER	RESULT	REPORTING LIMIT	UNITS	METHOD	PREPARATION-ANALYSIS DATE	WORK ORDER #
Prep Batch #...: 0053030						
Chromium	**17.5**	**0.66**	**mg/kg**	**SW846 6020**	**02/24-02/25/10**	**LVTRM1AD**
		Dilution Factor: 1		Analysis Time..: 13:36	Analyst ID.....: 001637	
		Instrument ID..: I8		MDL.....: 0.21		

NOTE(S):

Results and reporting limits have been adjusted for dry weight.

Science Applications International Corp

Client Sample ID: B12SS-035-5043-SO

TOTAL Metals

Lot-Sample #...: A0B180429-008 **Matrix.....:** SO
Date Sampled...: 02/16/10 14:50 **Date Received..:** 02/17/10
% Moisture.....: 21

PARAMETER	RESULT	REPORTING LIMIT	UNITS	METHOD	PREPARATION-ANALYSIS DATE	WORK ORDER #
Prep Batch #...: 0053030						
Chromium	**16.1**	**0.63**	**mg/kg**	**SW846 6020**	**02/24-02/25/10**	**LVTRQ1AD**
		Dilution Factor: 1		Analysis Time..: 13:43	Analyst ID.....: 001637	
		Instrument ID..: I8		MDL.....: 0.20		

NOTE(S):

Results and reporting limits have been adjusted for dry weight.

Science Applications International Corp

Client Sample ID: ATASS-012-5033-SO

TOTAL Metals

Lot-Sample #...: A0B180429-009 **Matrix.....:** SO
Date Sampled...: 02/17/10 12:35 **Date Received..:** 02/17/10
% Moisture.....: 22

PARAMETER	RESULT	REPORTING LIMIT	UNITS	METHOD	PREPARATION-ANALYSIS DATE	WORK ORDER #
Prep Batch #...: 0053030						
Chromium	**20.7**	**0.64**	**mg/kg**	**SW846 6020**	**02/24-02/25/10**	**LVTTQ1AD**
		Dilution Factor: 1		Analysis Time..: 13:50	Analyst ID.....: 001637	
		Instrument ID..: I8		MDL.....: 0.21		

NOTE(S):

Results and reporting limits have been adjusted for dry weight.

Science Applications International Corp

Client Sample ID: ATASS-013-5034-SO

TOTAL Metals

Lot-Sample #...: A0B180429-010 **Matrix.....:** SO
Date Sampled...: 02/17/10 12:20 **Date Received..:** 02/17/10
% Moisture.....: 21

PARAMETER	RESULT	REPORTING LIMIT	UNITS	METHOD	PREPARATION-ANALYSIS DATE	WORK ORDER #
Prep Batch #...: 0053030						
Chromium	**16.0**	**0.63**	**mg/kg**	**SW846 6020**	**02/24-02/25/10**	**LVTTW1AD**
		Dilution Factor: 1		Analysis Time..: 13:56	Analyst ID.....: 001637	
		Instrument ID..: I8		MDL.....: 0.20		

NOTE(S):

Results and reporting limits have been adjusted for dry weight.

Science Applications International Corp

Client Sample ID: ATASS-014-5035-SO

TOTAL Metals

Lot-Sample #...: A0B180429-011 **Matrix.....:** SO
Date Sampled...: 02/17/10 12:10 **Date Received..:** 02/17/10
% Moisture.....: 14

PARAMETER	RESULT	REPORTING LIMIT	UNITS	METHOD	PREPARATION-ANALYSIS DATE	WORK ORDER #
Prep Batch #...: 0053030						
Chromium	**4.0**	**0.58**	**mg/kg**	**SW846 6020**	**02/24-02/25/10**	**LVTTX1AD**
		Dilution Factor: 1		Analysis Time..: 14:03	Analyst ID.....: 001637	
		Instrument ID..: I8		MDL.....: 0.19		

NOTE(S):

Results and reporting limits have been adjusted for dry weight.

Science Applications International Corp

Client Sample ID: ATASS-015M-5036-SO

TOTAL Metals

Lot-Sample #...: A0B180429-012 **Matrix.....:** SO
Date Sampled...: 02/17/10 12:00 **Date Received..:** 02/17/10
% Moisture.....: 1.9

PARAMETER	RESULT	REPORTING LIMIT	UNITS	METHOD	PREPARATION-ANALYSIS DATE	WORK ORDER #
Prep Batch #...: 0053030						
Silver	**0.026 J**	**0.51**	**mg/kg**	**SW846 6020**	**02/24-02/25/10**	**LVTT01AF**
		Dilution Factor: 1		Analysis Time..: 08:10	Analyst ID.....: 001637	
		Instrument ID..: I8		MDL.....: 0.0027		
Aluminum	**13100**	**102**	**mg/kg**	**SW846 6020**	**02/24-02/25/10**	**LVTT01AG**
		Dilution Factor: 10		Analysis Time..: 09:31	Analyst ID.....: 001637	
		Instrument ID..: I8		MDL.....: 25.4		
Arsenic	**12.0**	**0.51**	**mg/kg**	**SW846 6020**	**02/24-02/25/10**	**LVTT01AH**
		Dilution Factor: 1		Analysis Time..: 08:10	Analyst ID.....: 001637	
		Instrument ID..: I8		MDL.....: 0.053		
Barium	**61.9**	**1.0**	**mg/kg**	**SW846 6020**	**02/24-02/25/10**	**LVTT01AJ**
		Dilution Factor: 1		Analysis Time..: 08:10	Analyst ID.....: 001637	
		Instrument ID..: I8		MDL.....: 0.13		
Beryllium	**0.54**	**0.10**	**mg/kg**	**SW846 6020**	**02/24-02/25/10**	**LVTT01AK**
		Dilution Factor: 1		Analysis Time..: 08:10	Analyst ID.....: 001637	
		Instrument ID..: I8		MDL.....: 0.0036		
Calcium	**5000**	**204**	**mg/kg**	**SW846 6020**	**02/24-02/25/10**	**LVTT01AL**
		Dilution Factor: 1		Analysis Time..: 08:10	Analyst ID.....: 001637	
		Instrument ID..: I8		MDL.....: 40.8		
Cadmium	**0.10 J**	**0.20**	**mg/kg**	**SW846 6020**	**02/24-02/25/10**	**LVTT01AM**
		Dilution Factor: 1		Analysis Time..: 08:10	Analyst ID.....: 001637	
		Instrument ID..: I8		MDL.....: 0.0032		
Cobalt	**9.0**	**0.51**	**mg/kg**	**SW846 6020**	**02/24-02/25/10**	**LVTT01AN**
		Dilution Factor: 1		Analysis Time..: 08:10	Analyst ID.....: 001637	
		Instrument ID..: I8		MDL.....: 0.0046		
Chromium	**42.3**	**0.51**	**mg/kg**	**SW846 6020**	**02/24-02/25/10**	**LVTT01AP**
		Dilution Factor: 1		Analysis Time..: 08:10	Analyst ID.....: 001637	
		Instrument ID..: I8		MDL.....: 0.16		
Copper	**16.8**	**0.51**	**mg/kg**	**SW846 6020**	**02/24-02/25/10**	**LVTT01AQ**
		Dilution Factor: 1		Analysis Time..: 08:10	Analyst ID.....: 001637	
		Instrument ID..: I8		MDL.....: 0.11		

(Continued on next page)

Science Applications International Corp

Client Sample ID: ATASS-015M-5036-SO

TOTAL Metals

Lot-Sample #...: A0B180429-012 **Matrix.....:** SO

PARAMETER	RESULT	REPORTING LIMIT	UNITS	METHOD	PREPARATION-ANALYSIS DATE	WORK ORDER #
Iron	**26300**	**51.0**	**mg/kg**	**SW846 6020**	**02/24-02/25/10**	**LVTT01AR**
		Dilution Factor: 1		Analysis Time..: 08:10	Analyst ID.....: 001637	
		Instrument ID..: I8		MDL.....: 11.1		
Mercury	**0.038 J**	**0.10**	**mg/kg**	**SW846 7471A**	**02/24/10**	**LVTT01A6**
		Dilution Factor: 1		Analysis Time..: 16:11	Analyst ID.....: 001576	
		Instrument ID..: H1		MDL.....: 0.014		
Potassium	**1080 B**	**102**	**mg/kg**	**SW846 6020**	**02/24-02/25/10**	**LVTT01AT**
		Dilution Factor: 1		Analysis Time..: 08:10	Analyst ID.....: 001637	
		Instrument ID..: I8		MDL.....: 3.8		
Magnesium	**3680**	**102**	**mg/kg**	**SW846 6020**	**02/24-02/25/10**	**LVTT01AU**
		Dilution Factor: 1		Analysis Time..: 08:10	Analyst ID.....: 001637	
		Instrument ID..: I8		MDL.....: 9.1		
Manganese	**418 B**	**1.0**	**mg/kg**	**SW846 6020**	**02/24-02/25/10**	**LVTT01AV**
		Dilution Factor: 1		Analysis Time..: 08:10	Analyst ID.....: 001637	
		Instrument ID..: I8		MDL.....: 0.16		
Sodium	**49.8 J**	**102**	**mg/kg**	**SW846 6020**	**02/24-02/25/10**	**LVTT01AW**
		Dilution Factor: 1		Analysis Time..: 08:10	Analyst ID.....: 001637	
		Instrument ID..: I8		MDL.....: 14.3		
Nickel	**31.9**	**1.0**	**mg/kg**	**SW846 6020**	**02/24-02/25/10**	**LVTT01AX**
		Dilution Factor: 1		Analysis Time..: 08:10	Analyst ID.....: 001637	
		Instrument ID..: I8		MDL.....: 0.088		
Lead	**15.0**	**0.31**	**mg/kg**	**SW846 6020**	**02/24-02/25/10**	**LVTT01A0**
		Dilution Factor: 1		Analysis Time..: 08:10	Analyst ID.....: 001637	
		Instrument ID..: I8		MDL.....: 0.072		
Antimony	**0.14 J**	**0.51**	**mg/kg**	**SW846 6020**	**02/24-02/25/10**	**LVTT01A1**
		Dilution Factor: 1		Analysis Time..: 08:10	Analyst ID.....: 001637	
		Instrument ID..: I8		MDL.....: 0.063		
Selenium	**0.86**	**0.51**	**mg/kg**	**SW846 6020**	**02/24-02/25/10**	**LVTT01A2**
		Dilution Factor: 1		Analysis Time..: 08:10	Analyst ID.....: 001637	
		Instrument ID..: I8		MDL.....: 0.021		

(Continued on next page)

Science Applications International Corp

Client Sample ID: ATASS-015M-5036-SO

TOTAL Metals

Lot-Sample #...: A0B180429-012 **Matrix.....:** SO

PARAMETER	RESULT	REPORTING LIMIT	UNITS	METHOD	PREPARATION-ANALYSIS DATE	WORK ORDER #
Thallium	**0.18 J**	**0.20**	**mg/kg**	**SW846 6020**	**02/24-02/25/10**	**LVTT01A3**
		Dilution Factor: 1		Analysis Time..: 08:10	Analyst ID.....: 001637	
		Instrument ID..: I8		MDL.....: 0.057		
Vanadium	**21.1**	**1.0**	**mg/kg**	**SW846 6020**	**02/24-02/25/10**	**LVTT01A4**
		Dilution Factor: 1		Analysis Time..: 08:10	Analyst ID.....: 001637	
		Instrument ID..: I8		MDL.....: 0.044		
Zinc	**53.7**	**4.1**	**mg/kg**	**SW846 6020**	**02/24-02/25/10**	**LVTT01A5**
		Dilution Factor: 1		Analysis Time..: 08:10	Analyst ID.....: 001637	
		Instrument ID..: I8		MDL.....: 1.0		

NOTE(S):

Results and reporting limits have been adjusted for dry weight.

J Estimated Result: Result is less than RL and greater than or equal to the MDL.

B Blank contamination: Target analyte was detected at a reportable level.

Science Applications International Corp

Client Sample ID: ATASS-016M-5037-SO

TOTAL Metals

Lot-Sample #...: A0B180429-014 **Matrix.....:** SO
Date Sampled...: 02/17/10 10:45 **Date Received..:** 02/17/10
% Moisture.....: 2.1

PARAMETER	RESULT	REPORTING LIMIT	UNITS	METHOD	PREPARATION-ANALYSIS DATE	WORK ORDER #
Prep Batch #...: 0053030						
Silver	**0.043 J**	**0.51**	**mg/kg**	**SW846 6020**	**02/24-02/25/10**	**LVTT91AC**
		Dilution Factor: 1		Analysis Time..: 08:14	Analyst ID.....: 001637	
		Instrument ID..: I8		MDL.....: 0.0027		
Aluminum	**11400**	**102**	**mg/kg**	**SW846 6020**	**02/24-02/25/10**	**LVTT91AD**
		Dilution Factor: 10		Analysis Time..: 09:38	Analyst ID.....: 001637	
		Instrument ID..: I8		MDL.....: 25.4		
Arsenic	**10.0**	**0.51**	**mg/kg**	**SW846 6020**	**02/24-02/25/10**	**LVTT91AE**
		Dilution Factor: 1		Analysis Time..: 08:14	Analyst ID.....: 001637	
		Instrument ID..: I8		MDL.....: 0.053		
Barium	**70.8**	**1.0**	**mg/kg**	**SW846 6020**	**02/24-02/25/10**	**LVTT91AF**
		Dilution Factor: 1		Analysis Time..: 08:14	Analyst ID.....: 001637	
		Instrument ID..: I8		MDL.....: 0.13		
Beryllium	**0.54**	**0.10**	**mg/kg**	**SW846 6020**	**02/24-02/25/10**	**LVTT91AG**
		Dilution Factor: 1		Analysis Time..: 08:14	Analyst ID.....: 001637	
		Instrument ID..: I8		MDL.....: 0.0036		
Calcium	**1100**	**204**	**mg/kg**	**SW846 6020**	**02/24-02/25/10**	**LVTT91AH**
		Dilution Factor: 1		Analysis Time..: 08:14	Analyst ID.....: 001637	
		Instrument ID..: I8		MDL.....: 40.9		
Cadmium	**0.16 J**	**0.20**	**mg/kg**	**SW846 6020**	**02/24-02/25/10**	**LVTT91AJ**
		Dilution Factor: 1		Analysis Time..: 08:14	Analyst ID.....: 001637	
		Instrument ID..: I8		MDL.....: 0.0032		
Cobalt	**10.6**	**0.51**	**mg/kg**	**SW846 6020**	**02/24-02/25/10**	**LVTT91AK**
		Dilution Factor: 1		Analysis Time..: 08:14	Analyst ID.....: 001637	
		Instrument ID..: I8		MDL.....: 0.0046		
Chromium	**25.2**	**0.51**	**mg/kg**	**SW846 6020**	**02/24-02/25/10**	**LVTT91AL**
		Dilution Factor: 1		Analysis Time..: 08:14	Analyst ID.....: 001637	
		Instrument ID..: I8		MDL.....: 0.16		
Copper	**10.1**	**0.51**	**mg/kg**	**SW846 6020**	**02/24-02/25/10**	**LVTT91AM**
		Dilution Factor: 1		Analysis Time..: 08:14	Analyst ID.....: 001637	
		Instrument ID..: I8		MDL.....: 0.11		

(Continued on next page)

Science Applications International Corp

Client Sample ID: ATASS-016M-5037-SO

TOTAL Metals

Lot-Sample #...: A0B180429-014 **Matrix.....:** SO

PARAMETER	RESULT	REPORTING LIMIT	UNITS	METHOD	PREPARATION-ANALYSIS DATE	WORK ORDER #
Iron	**22300**	**51.1**	**mg/kg**	**SW846 6020**	**02/24-02/25/10**	**LVTT91AN**
		Dilution Factor: 1		Analysis Time..: 08:14	Analyst ID.....: 001637	
		Instrument ID..: I8		MDL.....: 11.1		
Mercury	**0.062 J**	**0.10**	**mg/kg**	**SW846 7471A**	**02/24/10**	**LVTT91A3**
		Dilution Factor: 1		Analysis Time..: 15:55	Analyst ID.....: 001576	
		Instrument ID..: H1		MDL.....: 0.014		
Potassium	**661 B**	**102**	**mg/kg**	**SW846 6020**	**02/24-02/25/10**	**LVTT91AP**
		Dilution Factor: 1		Analysis Time..: 08:14	Analyst ID.....: 001637	
		Instrument ID..: I8		MDL.....: 3.8		
Magnesium	**2230**	**102**	**mg/kg**	**SW846 6020**	**02/24-02/25/10**	**LVTT91AQ**
		Dilution Factor: 1		Analysis Time..: 08:14	Analyst ID.....: 001637	
		Instrument ID..: I8		MDL.....: 9.1		
Manganese	**1260 B**	**10.2**	**mg/kg**	**SW846 6020**	**02/24-02/25/10**	**LVTT91AR**
		Dilution Factor: 10		Analysis Time..: 09:38	Analyst ID.....: 001637	
		Instrument ID..: I8		MDL.....: 1.6		
Sodium	**31.4 J**	**102**	**mg/kg**	**SW846 6020**	**02/24-02/25/10**	**LVTT91AT**
		Dilution Factor: 1		Analysis Time..: 08:14	Analyst ID.....: 001637	
		Instrument ID..: I8		MDL.....: 14.3		
Nickel	**18.1**	**1.0**	**mg/kg**	**SW846 6020**	**02/24-02/25/10**	**LVTT91AU**
		Dilution Factor: 1		Analysis Time..: 08:14	Analyst ID.....: 001637	
		Instrument ID..: I8		MDL.....: 0.088		
Lead	**18.9**	**0.31**	**mg/kg**	**SW846 6020**	**02/24-02/25/10**	**LVTT91AV**
		Dilution Factor: 1		Analysis Time..: 08:14	Analyst ID.....: 001637	
		Instrument ID..: I8		MDL.....: 0.072		
Antimony	**0.11 J**	**0.51**	**mg/kg**	**SW846 6020**	**02/24-02/25/10**	**LVTT91AW**
		Dilution Factor: 1		Analysis Time..: 08:14	Analyst ID.....: 001637	
		Instrument ID..: I8		MDL.....: 0.063		
Selenium	**0.90**	**0.51**	**mg/kg**	**SW846 6020**	**02/24-02/25/10**	**LVTT91AX**
		Dilution Factor: 1		Analysis Time..: 08:14	Analyst ID.....: 001637	
		Instrument ID..: I8		MDL.....: 0.021		

(Continued on next page)

Science Applications International Corp

Client Sample ID: ATASS-016M-5037-SO

TOTAL Metals

Lot-Sample #...: A0B180429-014 **Matrix.....:** SO

PARAMETER	RESULT	REPORTING LIMIT	UNITS	METHOD	PREPARATION-ANALYSIS DATE	WORK ORDER #
Thallium	**0.18 J**	**0.20**	**mg/kg**	**SW846 6020**	**02/24-02/25/10**	**LVTT91A0**
		Dilution Factor: 1		Analysis Time..: 08:14	Analyst ID.....: 001637	
		Instrument ID..: I8		MDL.....: 0.057		
Vanadium	**22.1**	**1.0**	**mg/kg**	**SW846 6020**	**02/24-02/25/10**	**LVTT91A1**
		Dilution Factor: 1		Analysis Time..: 08:14	Analyst ID.....: 001637	
		Instrument ID..: I8		MDL.....: 0.044		
Zinc	**49.6**	**4.1**	**mg/kg**	**SW846 6020**	**02/24-02/25/10**	**LVTT91A2**
		Dilution Factor: 1		Analysis Time..: 08:14	Analyst ID.....: 001637	
		Instrument ID..: I8		MDL.....: 1.0		

NOTE(S):

Results and reporting limits have been adjusted for dry weight.

J Estimated Result: Result is less than RL and greater than or equal to the MDL.

B Blank contamination: Target analyte was detected at a reportable level.

Science Applications International Corp

Client Sample ID: ATASS-016M-6047-FD

TOTAL Metals

Lot-Sample #...: A0B180429-015 **Matrix.....:** SO
Date Sampled...: 02/17/10 10:45 **Date Received..:** 02/17/10
% Moisture.....: 2.1

PARAMETER	RESULT	REPORTING LIMIT	UNITS	METHOD	PREPARATION-ANALYSIS DATE	WORK ORDER #
Prep Batch #...: 0053030						
Silver	**0.041 J**	**0.51**	**mg/kg**	**SW846 6020**	**02/24-02/25/10**	**LVTVA1AH**
		Dilution Factor: 1		Analysis Time..: 08:19	Analyst ID.....: 001637	
		Instrument ID..: I8		MDL.....: 0.0027		
Aluminum	**12200**	**102**	**mg/kg**	**SW846 6020**	**02/24-02/25/10**	**LVTVA1AJ**
		Dilution Factor: 10		Analysis Time..: 09:45	Analyst ID.....: 001637	
		Instrument ID..: I8		MDL.....: 25.4		
Arsenic	**10.8**	**0.51**	**mg/kg**	**SW846 6020**	**02/24-02/25/10**	**LVTVA1AK**
		Dilution Factor: 1		Analysis Time..: 08:19	Analyst ID.....: 001637	
		Instrument ID..: I8		MDL.....: 0.053		
Barium	**70.4**	**1.0**	**mg/kg**	**SW846 6020**	**02/24-02/25/10**	**LVTVA1AL**
		Dilution Factor: 1		Analysis Time..: 08:19	Analyst ID.....: 001637	
		Instrument ID..: I8		MDL.....: 0.13		
Beryllium	**0.55**	**0.10**	**mg/kg**	**SW846 6020**	**02/24-02/25/10**	**LVTVA1AM**
		Dilution Factor: 1		Analysis Time..: 08:19	Analyst ID.....: 001637	
		Instrument ID..: I8		MDL.....: 0.0036		
Calcium	**1150**	**204**	**mg/kg**	**SW846 6020**	**02/24-02/25/10**	**LVTVA1AN**
		Dilution Factor: 1		Analysis Time..: 08:19	Analyst ID.....: 001637	
		Instrument ID..: I8		MDL.....: 40.9		
Cadmium	**0.16 J**	**0.20**	**mg/kg**	**SW846 6020**	**02/24-02/25/10**	**LVTVA1AP**
		Dilution Factor: 1		Analysis Time..: 08:19	Analyst ID.....: 001637	
		Instrument ID..: I8		MDL.....: 0.0032		
Cobalt	**10.0**	**0.51**	**mg/kg**	**SW846 6020**	**02/24-02/25/10**	**LVTVA1AQ**
		Dilution Factor: 1		Analysis Time..: 08:19	Analyst ID.....: 001637	
		Instrument ID..: I8		MDL.....: 0.0046		
Chromium	**28.0**	**0.51**	**mg/kg**	**SW846 6020**	**02/24-02/25/10**	**LVTVA1AR**
		Dilution Factor: 1		Analysis Time..: 08:19	Analyst ID.....: 001637	
		Instrument ID..: I8		MDL.....: 0.16		
Copper	**10.9**	**0.51**	**mg/kg**	**SW846 6020**	**02/24-02/25/10**	**LVTVA1AT**
		Dilution Factor: 1		Analysis Time..: 08:19	Analyst ID.....: 001637	
		Instrument ID..: I8		MDL.....: 0.11		

(Continued on next page)

Science Applications International Corp

Client Sample ID: ATASS-016M-6047-FD

TOTAL Metals

Lot-Sample #...: A0B180429-015 **Matrix.....:** SO

PARAMETER	RESULT	REPORTING LIMIT	UNITS	METHOD	PREPARATION-ANALYSIS DATE	WORK ORDER #
Iron	**24200**	**51.1**	**mg/kg**	**SW846 6020**	**02/24-02/25/10**	**LVTVA1AU**
		Dilution Factor: 1		Analysis Time..: 08:19	Analyst ID.....: 001637	
		Instrument ID..: I8		MDL.....: 11.1		
Mercury	**0.049 J**	**0.10**	**mg/kg**	**SW846 7471A**	**02/24/10**	**LVTVA1AE**
		Dilution Factor: 1		Analysis Time..: 15:52	Analyst ID.....: 001576	
		Instrument ID..: H1		MDL.....: 0.014		
Potassium	**753 B**	**102**	**mg/kg**	**SW846 6020**	**02/24-02/25/10**	**LVTVA1AV**
		Dilution Factor: 1		Analysis Time..: 08:19	Analyst ID.....: 001637	
		Instrument ID..: I8		MDL.....: 3.8		
Magnesium	**2350**	**102**	**mg/kg**	**SW846 6020**	**02/24-02/25/10**	**LVTVA1AW**
		Dilution Factor: 1		Analysis Time..: 08:19	Analyst ID.....: 001637	
		Instrument ID..: I8		MDL.....: 9.1		
Manganese	**1170 B**	**10.2**	**mg/kg**	**SW846 6020**	**02/24-02/25/10**	**LVTVA1AX**
		Dilution Factor: 10		Analysis Time..: 09:45	Analyst ID.....: 001637	
		Instrument ID..: I8		MDL.....: 1.6		
Sodium	**32.5 J**	**102**	**mg/kg**	**SW846 6020**	**02/24-02/25/10**	**LVTVA1A0**
		Dilution Factor: 1		Analysis Time..: 08:19	Analyst ID.....: 001637	
		Instrument ID..: I8		MDL.....: 14.3		
Nickel	**20.0**	**1.0**	**mg/kg**	**SW846 6020**	**02/24-02/25/10**	**LVTVA1A1**
		Dilution Factor: 1		Analysis Time..: 08:19	Analyst ID.....: 001637	
		Instrument ID..: I8		MDL.....: 0.088		
Lead	**18.1**	**0.31**	**mg/kg**	**SW846 6020**	**02/24-02/25/10**	**LVTVA1A2**
		Dilution Factor: 1		Analysis Time..: 08:19	Analyst ID.....: 001637	
		Instrument ID..: I8		MDL.....: 0.072		
Antimony	**0.11 J**	**0.51**	**mg/kg**	**SW846 6020**	**02/24-02/25/10**	**LVTVA1A3**
		Dilution Factor: 1		Analysis Time..: 08:19	Analyst ID.....: 001637	
		Instrument ID..: I8		MDL.....: 0.063		
Selenium	**0.85**	**0.51**	**mg/kg**	**SW846 6020**	**02/24-02/25/10**	**LVTVA1A4**
		Dilution Factor: 1		Analysis Time..: 08:19	Analyst ID.....: 001637	
		Instrument ID..: I8		MDL.....: 0.021		

(Continued on next page)

Science Applications International Corp

Client Sample ID: ATASS-016M-6047-FD

TOTAL Metals

Lot-Sample #...: A0B180429-015 **Matrix.....:** SO

PARAMETER	RESULT	REPORTING LIMIT	UNITS	METHOD	PREPARATION-ANALYSIS DATE	WORK ORDER #
Thallium	**0.17 J**	**0.20**	**mg/kg**	**SW846 6020**	**02/24-02/25/10**	**LVTVA1AA**
		Dilution Factor: 1		Analysis Time..: 08:19	Analyst ID.....: 001637	
		Instrument ID..: I8		MDL.....: 0.057		
Vanadium	**24.0**	**1.0**	**mg/kg**	**SW846 6020**	**02/24-02/25/10**	**LVTVA1AC**
		Dilution Factor: 1		Analysis Time..: 08:19	Analyst ID.....: 001637	
		Instrument ID..: I8		MDL.....: 0.044		
Zinc	**56.6**	**4.1**	**mg/kg**	**SW846 6020**	**02/24-02/25/10**	**LVTVA1AD**
		Dilution Factor: 1		Analysis Time..: 08:19	Analyst ID.....: 001637	
		Instrument ID..: I8		MDL.....: 1.0		

NOTE(S):

Results and reporting limits have been adjusted for dry weight.

J Estimated Result: Result is less than RL and greater than or equal to the MDL.

B Blank contamination: Target analyte was detected at a reportable level.

METHOD BLANK REPORT

TOTAL Metals

Client Lot #...: A0B180429 **Matrix.....:** SOLID

PARAMETER	RESULT	REPORTING LIMIT	UNITS	METHOD	PREPARATION-ANALYSIS DATE	WORK ORDER #
MB Lot-Sample #: A0B220000-030 **Prep Batch #...:** 0053030						
Aluminum	ND	10.0	mg/kg	SW846 6020	02/24-02/25/10	LVXLR1AC
		Dilution Factor: 1				
		Analysis Time..: 08:51	Analyst ID.....: 001637	Instrument ID..: I8		
Antimony	ND	0.50	mg/kg	SW846 6020	02/24-02/25/10	LVXLR1AV
		Dilution Factor: 1				
		Analysis Time..: 07:42	Analyst ID.....: 001637	Instrument ID..: I8		
Arsenic	ND	0.50	mg/kg	SW846 6020	02/24-02/25/10	LVXLR1AD
		Dilution Factor: 1				
		Analysis Time..: 07:42	Analyst ID.....: 001637	Instrument ID..: I8		
Barium	ND	1.0	mg/kg	SW846 6020	02/24-02/25/10	LVXLR1AE
		Dilution Factor: 1				
		Analysis Time..: 07:42	Analyst ID.....: 001637	Instrument ID..: I8		
Beryllium	ND	0.10	mg/kg	SW846 6020	02/24-02/25/10	LVXLR1AF
		Dilution Factor: 1				
		Analysis Time..: 07:42	Analyst ID.....: 001637	Instrument ID..: I8		
Cadmium	ND	0.20	mg/kg	SW846 6020	02/24-02/25/10	LVXLR1AH
		Dilution Factor: 1				
		Analysis Time..: 07:42	Analyst ID.....: 001637	Instrument ID..: I8		
Calcium	ND	200	mg/kg	SW846 6020	02/24-02/25/10	LVXLR1AG
		Dilution Factor: 1				
		Analysis Time..: 07:42	Analyst ID.....: 001637	Instrument ID..: I8		
Chromium	ND	0.50	mg/kg	SW846 6020	02/24-02/25/10	LVXLR1AK
		Dilution Factor: 1				
		Analysis Time..: 07:42	Analyst ID.....: 001637	Instrument ID..: I8		
Cobalt	ND	0.50	mg/kg	SW846 6020	02/24-02/25/10	LVXLR1AJ
		Dilution Factor: 1				
		Analysis Time..: 07:42	Analyst ID.....: 001637	Instrument ID..: I8		
Copper	ND	0.50	mg/kg	SW846 6020	02/24-02/25/10	LVXLR1AL
		Dilution Factor: 1				
		Analysis Time..: 07:42	Analyst ID.....: 001637	Instrument ID..: I8		
Iron	ND	50.0	mg/kg	SW846 6020	02/24-02/25/10	LVXLR1AM
		Dilution Factor: 1				
		Analysis Time..: 07:42	Analyst ID.....: 001637	Instrument ID..: I8		

(Continued on next page)

METHOD BLANK REPORT

TOTAL Metals

Client Lot #...: A0B180429 **Matrix.....:** SOLID

PARAMETER	RESULT	REPORTING LIMIT	UNITS	METHOD	PREPARATION-ANALYSIS DATE	WORK ORDER #
Lead	ND	0.30	mg/kg	SW846 6020	02/24-02/25/10	LVXLR1AU
		Dilution Factor: 1				
		Analysis Time..: 07:42	Analyst ID.....: 001637		Instrument ID..: I8	
Magnesium	ND	100	mg/kg	SW846 6020	02/24-02/25/10	LVXLR1AP
		Dilution Factor: 1				
		Analysis Time..: 07:42	Analyst ID.....: 001637		Instrument ID..: I8	
Manganese	**1.2**	**1.0**	**mg/kg**	**SW846 6020**	**02/24-02/25/10**	**LVXLR1AQ**
		Dilution Factor: 1				
		Analysis Time..: 07:42	Analyst ID.....: 001637		Instrument ID..: I8	
Mercury	ND	0.10	mg/kg	SW846 7471A	02/24/10	LVXLR1A2
		Dilution Factor: 1				
		Analysis Time..: 15:45	Analyst ID.....: 001576		Instrument ID..: H1	
Nickel	ND	1.0	mg/kg	SW846 6020	02/24-02/25/10	LVXLR1AT
		Dilution Factor: 1				
		Analysis Time..: 07:42	Analyst ID.....: 001637		Instrument ID..: I8	
Potassium	**4.2 J**	**100**	**mg/kg**	**SW846 6020**	**02/24-02/25/10**	**LVXLR1AN**
		Dilution Factor: 1				
		Analysis Time..: 07:42	Analyst ID.....: 001637		Instrument ID..: I8	
Selenium	ND	0.50	mg/kg	SW846 6020	02/24-02/25/10	LVXLR1AW
		Dilution Factor: 1				
		Analysis Time..: 07:42	Analyst ID.....: 001637		Instrument ID..: I8	
Silver	ND	0.50	mg/kg	SW846 6020	02/24-02/25/10	LVXLR1AA
		Dilution Factor: 1				
		Analysis Time..: 07:42	Analyst ID.....: 001637		Instrument ID..: I8	
Sodium	ND	100	mg/kg	SW846 6020	02/24-02/25/10	LVXLR1AR
		Dilution Factor: 1				
		Analysis Time..: 07:42	Analyst ID.....: 001637		Instrument ID..: I8	
Thallium	ND	0.20	mg/kg	SW846 6020	02/24-02/25/10	LVXLR1AX
		Dilution Factor: 1				
		Analysis Time..: 07:42	Analyst ID.....: 001637		Instrument ID..: I8	
Vanadium	ND	1.0	mg/kg	SW846 6020	02/24-02/25/10	LVXLR1A0
		Dilution Factor: 1				
		Analysis Time..: 07:42	Analyst ID.....: 001637		Instrument ID..: I8	
Zinc	ND	4.0	mg/kg	SW846 6020	02/24-02/25/10	LVXLR1A1
		Dilution Factor: 1				
		Analysis Time..: 07:42	Analyst ID.....: 001637		Instrument ID..: I8	

(Continued on next page)

METHOD BLANK REPORT

TOTAL Metals

Client Lot #...: A0B180429 **Matrix.....:** SOLID

NOTE(S):

Calculations are performed before rounding to avoid round-off errors in calculated results.

J Estimated Result: Result is less than RL and greater than or equal to the MDL.

LABORATORY CONTROL SAMPLE EVALUATION REPORT

TOTAL Metals

Client Lot #...: A0B180429 **Matrix.....:** SOLID

PARAMETER	PERCENT RECOVERY	RECOVERY LIMITS	METHOD	PREPARATION-ANALYSIS DATE	WORK ORDER #
LCS Lot-Sample#: A0B220000-030 **Prep Batch #...:** 0053030					
Silver	101	(60 - 114)	SW846 6020	02/24-02/25/10	LVXLR1A3
		Dilution Factor: 1	Analysis Time..: 07:46	Analyst ID.....: 001637	
		Instrument ID..: I8			
Aluminum	99	(80 - 120)	SW846 6020	02/24-02/25/10	LVXLR1A4
		Dilution Factor: 1	Analysis Time..: 08:57	Analyst ID.....: 001637	
		Instrument ID..: I8			
Arsenic	85	(73 - 110)	SW846 6020	02/24-02/25/10	LVXLR1A5
		Dilution Factor: 1	Analysis Time..: 07:46	Analyst ID.....: 001637	
		Instrument ID..: I8			
Barium	96	(70 - 110)	SW846 6020	02/24-02/25/10	LVXLR1A6
		Dilution Factor: 1	Analysis Time..: 07:46	Analyst ID.....: 001637	
		Instrument ID..: I8			
Beryllium	90	(79 - 110)	SW846 6020	02/24-02/25/10	LVXLR1A7
		Dilution Factor: 1	Analysis Time..: 07:46	Analyst ID.....: 001637	
		Instrument ID..: I8			
Calcium	96	(80 - 120)	SW846 6020	02/24-02/25/10	LVXLR1A8
		Dilution Factor: 1	Analysis Time..: 07:46	Analyst ID.....: 001637	
		Instrument ID..: I8			
Cadmium	92	(74 - 110)	SW846 6020	02/24-02/25/10	LVXLR1A9
		Dilution Factor: 1	Analysis Time..: 07:46	Analyst ID.....: 001637	
		Instrument ID..: I8			
Cobalt	98	(74 - 110)	SW846 6020	02/24-02/25/10	LVXLR1CA
		Dilution Factor: 1	Analysis Time..: 07:46	Analyst ID.....: 001637	
		Instrument ID..: I8			
Chromium	97	(70 - 110)	SW846 6020	02/24-02/25/10	LVXLR1CC
		Dilution Factor: 1	Analysis Time..: 07:46	Analyst ID.....: 001637	
		Instrument ID..: I8			
Copper	101	(73 - 110)	SW846 6020	02/24-02/25/10	LVXLR1CD
		Dilution Factor: 1	Analysis Time..: 07:46	Analyst ID.....: 001637	
		Instrument ID..: I8			

(Continued on next page)

LABORATORY CONTROL SAMPLE EVALUATION REPORT

TOTAL Metals

Client Lot #...: A0B180429 **Matrix.....:** SOLID

PARAMETER	PERCENT RECOVERY	RECOVERY LIMITS	METHOD	PREPARATION-ANALYSIS DATE	WORK ORDER #
Iron	100	(80 - 120)	SW846 6020	02/24-02/25/10	LVXLR1CE
		Dilution Factor: 1	Analysis Time..: 07:46	Analyst ID.....: 001637	
		Instrument ID..: I8			
Potassium	92	(80 - 120)	SW846 6020	02/24-02/25/10	LVXLR1CF
		Dilution Factor: 1	Analysis Time..: 07:46	Analyst ID.....: 001637	
		Instrument ID..: I8			
Magnesium	102	(80 - 120)	SW846 6020	02/24-02/25/10	LVXLR1CG
		Dilution Factor: 1	Analysis Time..: 07:46	Analyst ID.....: 001637	
		Instrument ID..: I8			
Manganese	105	(80 - 120)	SW846 6020	02/24-02/25/10	LVXLR1CH
		Dilution Factor: 1	Analysis Time..: 07:46	Analyst ID.....: 001637	
		Instrument ID..: I8			
Sodium	98	(80 - 120)	SW846 6020	02/24-02/25/10	LVXLR1CJ
		Dilution Factor: 1	Analysis Time..: 07:46	Analyst ID.....: 001637	
		Instrument ID..: I8			
Nickel	99	(75 - 110)	SW846 6020	02/24-02/25/10	LVXLR1CK
		Dilution Factor: 1	Analysis Time..: 07:46	Analyst ID.....: 001637	
		Instrument ID..: I8			
Lead	97	(75 - 110)	SW846 6020	02/24-02/25/10	LVXLR1CL
		Dilution Factor: 1	Analysis Time..: 07:46	Analyst ID.....: 001637	
		Instrument ID..: I8			
Antimony	88	(68 - 113)	SW846 6020	02/24-02/25/10	LVXLR1CM
		Dilution Factor: 1	Analysis Time..: 07:46	Analyst ID.....: 001637	
		Instrument ID..: I8			
Selenium	79	(65 - 110)	SW846 6020	02/24-02/25/10	LVXLR1CN
		Dilution Factor: 1	Analysis Time..: 07:46	Analyst ID.....: 001637	
		Instrument ID..: I8			
Thallium	103	(71 - 110)	SW846 6020	02/24-02/25/10	LVXLR1CP
		Dilution Factor: 1	Analysis Time..: 07:46	Analyst ID.....: 001637	
		Instrument ID..: I8			
Vanadium	96	(72 - 110)	SW846 6020	02/24-02/25/10	LVXLR1CQ
		Dilution Factor: 1	Analysis Time..: 07:46	Analyst ID.....: 001637	
		Instrument ID..: I8			

(Continued on next page)

LABORATORY CONTROL SAMPLE EVALUATION REPORT

TOTAL Metals

Client Lot #...: A0B180429 **Matrix.....:** SOLID

PARAMETER	PERCENT RECOVERY	RECOVERY LIMITS	METHOD	PREPARATION-ANALYSIS DATE	WORK ORDER #
Zinc	98	(72 - 113)	SW846 6020	02/24-02/25/10	LVXLR1CR
		Dilution Factor: 1	Analysis Time..: 07:46		Analyst ID.....: 001637
		Instrument ID..: I8			
Mercury	100	(80 - 120)	SW846 7471A	02/24/10	LVXLR1CT
		Dilution Factor: 1	Analysis Time..: 15:46		Analyst ID.....: 001576
		Instrument ID..: H1			

NOTE(S):

Calculations are performed before rounding to avoid round-off errors in calculated results.

LABORATORY CONTROL SAMPLE DATA REPORT

TOTAL Metals

Client Lot #...: A0B180429 **Matrix.....:** SOLID

PARAMETER	SPIKE AMOUNT	MEASURED AMOUNT	UNITS	PERCNT RECVRY	METHOD	PREPARATION-ANALYSIS DATE	WORK ORDER #
LCS Lot-Sample#: A0B220000-030 **Prep Batch #...:** 0053030							
Silver	10.0	10.1	mg/kg	101	SW846 6020	02/24-02/25/10	LVXLR1A3
			Dilution Factor: 1		Analysis Time..: 07:46	Analyst ID.....: 001637	
			Instrument ID..: I8				
Aluminum	1000	993	mg/kg	99	SW846 6020	02/24-02/25/10	LVXLR1A4
			Dilution Factor: 1		Analysis Time..: 08:57	Analyst ID.....: 001637	
			Instrument ID..: I8				
Arsenic	10.0	8.5	mg/kg	85	SW846 6020	02/24-02/25/10	LVXLR1A5
			Dilution Factor: 1		Analysis Time..: 07:46	Analyst ID.....: 001637	
			Instrument ID..: I8				
Barium	10.0	9.6	mg/kg	96	SW846 6020	02/24-02/25/10	LVXLR1A6
			Dilution Factor: 1		Analysis Time..: 07:46	Analyst ID.....: 001637	
			Instrument ID..: I8				
Beryllium	10.0	9.0	mg/kg	90	SW846 6020	02/24-02/25/10	LVXLR1A7
			Dilution Factor: 1		Analysis Time..: 07:46	Analyst ID.....: 001637	
			Instrument ID..: I8				
Calcium	1000	963	mg/kg	96	SW846 6020	02/24-02/25/10	LVXLR1A8
			Dilution Factor: 1		Analysis Time..: 07:46	Analyst ID.....: 001637	
			Instrument ID..: I8				
Cadmium	10.0	9.2	mg/kg	92	SW846 6020	02/24-02/25/10	LVXLR1A9
			Dilution Factor: 1		Analysis Time..: 07:46	Analyst ID.....: 001637	
			Instrument ID..: I8				
Cobalt	10.0	9.8	mg/kg	98	SW846 6020	02/24-02/25/10	LVXLR1CA
			Dilution Factor: 1		Analysis Time..: 07:46	Analyst ID.....: 001637	
			Instrument ID..: I8				
Chromium	10.0	9.7	mg/kg	97	SW846 6020	02/24-02/25/10	LVXLR1CC
			Dilution Factor: 1		Analysis Time..: 07:46	Analyst ID.....: 001637	
			Instrument ID..: I8				
Copper	10.0	10.1	mg/kg	101	SW846 6020	02/24-02/25/10	LVXLR1CD
			Dilution Factor: 1		Analysis Time..: 07:46	Analyst ID.....: 001637	
			Instrument ID..: I8				

(Continued on next page)

LABORATORY CONTROL SAMPLE DATA REPORT

TOTAL Metals

Client Lot #...: A0B180429 **Matrix.....:** SOLID

PARAMETER	SPIKE AMOUNT	MEASURED AMOUNT	UNITS	PERCNT RECVRY	METHOD	PREPARATION-ANALYSIS DATE	WORK ORDER #
Iron	1000	998	mg/kg	100	SW846 6020	02/24-02/25/10	LVXLR1CE
			Dilution Factor: 1		Analysis Time..: 07:46	Analyst ID.....: 001637	
			Instrument ID..: I8				
Potassium	1000	917	mg/kg	92	SW846 6020	02/24-02/25/10	LVXLR1CF
			Dilution Factor: 1		Analysis Time..: 07:46	Analyst ID.....: 001637	
			Instrument ID..: I8				
Magnesium	1000	1020	mg/kg	102	SW846 6020	02/24-02/25/10	LVXLR1CG
			Dilution Factor: 1		Analysis Time..: 07:46	Analyst ID.....: 001637	
			Instrument ID..: I8				
Manganese	10.0	10.5	mg/kg	105	SW846 6020	02/24-02/25/10	LVXLR1CH
			Dilution Factor: 1		Analysis Time..: 07:46	Analyst ID.....: 001637	
			Instrument ID..: I8				
Sodium	1000	984	mg/kg	98	SW846 6020	02/24-02/25/10	LVXLR1CJ
			Dilution Factor: 1		Analysis Time..: 07:46	Analyst ID.....: 001637	
			Instrument ID..: I8				
Nickel	10.0	9.9	mg/kg	99	SW846 6020	02/24-02/25/10	LVXLR1CK
			Dilution Factor: 1		Analysis Time..: 07:46	Analyst ID.....: 001637	
			Instrument ID..: I8				
Lead	10.0	9.7	mg/kg	97	SW846 6020	02/24-02/25/10	LVXLR1CL
			Dilution Factor: 1		Analysis Time..: 07:46	Analyst ID.....: 001637	
			Instrument ID..: I8				
Antimony	10.0	8.8	mg/kg	88	SW846 6020	02/24-02/25/10	LVXLR1CM
			Dilution Factor: 1		Analysis Time..: 07:46	Analyst ID.....: 001637	
			Instrument ID..: I8				
Selenium	10.0	7.9	mg/kg	79	SW846 6020	02/24-02/25/10	LVXLR1CN
			Dilution Factor: 1		Analysis Time..: 07:46	Analyst ID.....: 001637	
			Instrument ID..: I8				
Thallium	10.0	10.3	mg/kg	103	SW846 6020	02/24-02/25/10	LVXLR1CP
			Dilution Factor: 1		Analysis Time..: 07:46	Analyst ID.....: 001637	
			Instrument ID..: I8				
Vanadium	10.0	9.6	mg/kg	96	SW846 6020	02/24-02/25/10	LVXLR1CQ
			Dilution Factor: 1		Analysis Time..: 07:46	Analyst ID.....: 001637	
			Instrument ID..: I8				

(Continued on next page)

LABORATORY CONTROL SAMPLE DATA REPORT

TOTAL Metals

Client Lot #...: A0B180429 **Matrix.....:** SOLID

PARAMETER	SPIKE AMOUNT	MEASURED AMOUNT	UNITS	PERCNT RECVRY	METHOD	PREPARATION-ANALYSIS DATE	WORK ORDER #
Zinc	10.0	9.8	mg/kg	98	SW846 6020	02/24-02/25/10	LVXLR1CR
			Dilution Factor: 1		Analysis Time..: 07:46	Analyst ID.....: 001637	
			Instrument ID..: I8				
Mercury	0.83	0.83	mg/kg	100	SW846 7471A	02/24/10	LVXLR1CT
			Dilution Factor: 1		Analysis Time..: 15:46	Analyst ID.....: 001576	
			Instrument ID..: H1				

NOTE(S):

Calculations are performed before rounding to avoid round-off errors in calculated results.

MATRIX SPIKE SAMPLE EVALUATION REPORT

TOTAL Metals

Client Lot #...: A0B180429 **Matrix.....:** SOLID
Date Sampled...: 02/18/10 13:55 **Date Received..:** 02/19/10

PARAMETER	PERCENT RECOVERY	RECOVERY LIMITS	RPD	RPD LIMITS	METHOD	PREPARATION-ANALYSIS DATE	WORK ORDER #
MS Lot-Sample #: A0B190524-001 **Prep Batch #...:** 0053030							
						% Moisture.....: 38	
Aluminum	NC,MSB	(70 - 130)			SW846 6020	02/24-02/25/10	LVWW51AK
	NC,MSB	(70 - 130)		(0-20)	SW846 6020	02/24-02/25/10	LVWW51AL
		Dilution Factor: 5					
		Analysis Time..: 12:08		Instrument ID..: I8		Analyst ID.....: 001637	
Antimony	29 N	(75 - 125)			SW846 6020	02/24-02/25/10	LVWW51C6
	29 N	(75 - 125)	2.4	(0-20)	SW846 6020	02/24-02/25/10	LVWW51C7
		Dilution Factor: 5					
		Analysis Time..: 10:26		Instrument ID..: I8		Analyst ID.....: 001637	
Arsenic	87	(23 - 131)			SW846 6020	02/24-02/25/10	LVWW51AN
	84	(23 - 131)	2.2	(0-20)	SW846 6020	02/24-02/25/10	LVWW51AP
		Dilution Factor: 5					
		Analysis Time..: 10:26		Instrument ID..: I8		Analyst ID.....: 001637	
Barium	NC,MSB	(10 - 199)			SW846 6020	02/24-02/25/10	LVWW51AR
	NC,MSB	(10 - 199)		(0-20)	SW846 6020	02/24-02/25/10	LVWW51AT
		Dilution Factor: 5					
		Analysis Time..: 10:26		Instrument ID..: I8		Analyst ID.....: 001637	
Beryllium	97	(58 - 112)			SW846 6020	02/24-02/25/10	LVWW51AV
	99	(58 - 112)	2.2	(0-20)	SW846 6020	02/24-02/25/10	LVWW51AW
		Dilution Factor: 5					
		Analysis Time..: 10:26		Instrument ID..: I8		Analyst ID.....: 001637	
Cadmium	95	(58 - 110)			SW846 6020	02/24-02/25/10	LVWW51A3
	94	(58 - 110)	0.46	(0-20)	SW846 6020	02/24-02/25/10	LVWW51A4
		Dilution Factor: 5					
		Analysis Time..: 10:26		Instrument ID..: I8		Analyst ID.....: 001637	
Calcium	103	(70 - 130)			SW846 6020	02/24-02/25/10	LVWW51A0
	72	(70 - 130)	16	(0-20)	SW846 6020	02/24-02/25/10	LVWW51A1
		Dilution Factor: 5					
		Analysis Time..: 10:26		Instrument ID..: I8		Analyst ID.....: 001637	
Chromium	97	(10 - 199)			SW846 6020	02/24-02/25/10	LVWW51A9
	95	(10 - 199)	1.3	(0-20)	SW846 6020	02/24-02/25/10	LVWW51CA
		Dilution Factor: 5					
		Analysis Time..: 10:26		Instrument ID..: I8		Analyst ID.....: 001637	

(Continued on next page)

MATRIX SPIKE SAMPLE EVALUATION REPORT

TOTAL Metals

Client Lot #...: A0B180429 **Matrix.....:** SOLID
Date Sampled...: 02/18/10 13:55 **Date Received..:** 02/19/10

PARAMETER	PERCENT RECOVERY	RECOVERY LIMITS	RPD	RPD LIMITS	METHOD	PREPARATION-ANALYSIS DATE	WORK ORDER #
Cobalt	76	(55 - 110)			SW846 6020	02/24-02/25/10	LVWW51A6
	73	(55 - 110)	2.0	(0-20)	SW846 6020	02/24-02/25/10	LVWW51A7
		Dilution Factor: 5					
		Analysis Time..: 10:26			Instrument ID..: I8	Analyst ID.....: 001637	
Copper	96	(10 - 199)			SW846 6020	02/24-02/25/10	LVWW51CD
	93	(10 - 199)	1.6	(0-20)	SW846 6020	02/24-02/25/10	LVWW51CE
		Dilution Factor: 5					
		Analysis Time..: 10:26			Instrument ID..: I8	Analyst ID.....: 001637	
Iron	NC,MSB	(70 - 130)			SW846 6020	02/24-02/25/10	LVWW51CG
	NC,MSB	(70 - 130)		(0-20)	SW846 6020	02/24-02/25/10	LVWW51CH
		Dilution Factor: 5					
		Analysis Time..: 10:26			Instrument ID..: I8	Analyst ID.....: 001637	
Lead	67	(10 - 199)			SW846 6020	02/24-02/25/10	LVWW51C3
	67	(10 - 199)	0.08	(0-20)	SW846 6020	02/24-02/25/10	LVWW51C4
		Dilution Factor: 5					
		Analysis Time..: 10:26			Instrument ID..: I8	Analyst ID.....: 001637	
Magnesium	102	(70 - 130)			SW846 6020	02/24-02/25/10	LVWW51CN
	103	(70 - 130)	0.37	(0-20)	SW846 6020	02/24-02/25/10	LVWW51CP
		Dilution Factor: 5					
		Analysis Time..: 10:26			Instrument ID..: I8	Analyst ID.....: 001637	
Manganese	NC,MSB	(10 - 199)			SW846 6020	02/24-02/25/10	LVWW51CR
	NC,MSB	(10 - 199)		(0-20)	SW846 6020	02/24-02/25/10	LVWW51CT
		Dilution Factor: 5					
		Analysis Time..: 10:26			Instrument ID..: I8	Analyst ID.....: 001637	
Mercury	103	(80 - 120)			SW846 7471A	02/24/10	LVWW51DN
	106	(80 - 120)	1.7	(0-20)	SW846 7471A	02/24/10	LVWW51DP
		Dilution Factor: 1					
		Analysis Time..: 15:49			Instrument ID..: H1	Analyst ID.....: 001576	
Nickel	102	(10 - 176)			SW846 6020	02/24-02/25/10	LVWW51C0
	98	(10 - 176)	1.9	(0-20)	SW846 6020	02/24-02/25/10	LVWW51C1
		Dilution Factor: 5					
		Analysis Time..: 10:26			Instrument ID..: I8	Analyst ID.....: 001637	
Potassium	87	(70 - 130)			SW846 6020	02/24-02/25/10	LVWW51CK
	87	(70 - 130)	0.46	(0-20)	SW846 6020	02/24-02/25/10	LVWW51CL
		Dilution Factor: 5					
		Analysis Time..: 10:26			Instrument ID..: I8	Analyst ID.....: 001637	

(Continued on next page)

MATRIX SPIKE SAMPLE EVALUATION REPORT

TOTAL Metals

Client Lot #...: A0B180429 **Matrix.....:** SOLID
Date Sampled...: 02/18/10 13:55 **Date Received..:** 02/19/10

PARAMETER	PERCENT RECOVERY	RECOVERY LIMITS	RPD	RPD LIMITS	METHOD	PREPARATION-ANALYSIS DATE	WORK ORDER #
Selenium	84	(39 - 116)			SW846 6020	02/24-02/25/10	LVWW51C9
	86	(39 - 116)	2.5	(0-20)	SW846 6020	02/24-02/25/10	LVWW51DA
		Dilution Factor: 5					
		Analysis Time..: 10:26			Instrument ID..: I8	Analyst ID.....: 001637	
Silver	99	(75 - 125)			SW846 6020	02/24-02/25/10	LVWW51AG
	101	(75 - 125)	1.5	(0-20)	SW846 6020	02/24-02/25/10	LVWW51AH
		Dilution Factor: 5					
		Analysis Time..: 10:26			Instrument ID..: I8	Analyst ID.....: 001637	
Sodium	103	(70 - 130)			SW846 6020	02/24-02/25/10	LVWW51CV
	103	(70 - 130)	0.19	(0-20)	SW846 6020	02/24-02/25/10	LVWW51CW
		Dilution Factor: 5					
		Analysis Time..: 10:26			Instrument ID..: I8	Analyst ID.....: 001637	
Thallium	96	(62 - 110)			SW846 6020	02/24-02/25/10	LVWW51DD
	95	(62 - 110)	0.62	(0-20)	SW846 6020	02/24-02/25/10	LVWW51DE
		Dilution Factor: 5					
		Analysis Time..: 10:26			Instrument ID..: I8	Analyst ID.....: 001637	
Vanadium	90	(39 - 129)			SW846 6020	02/24-02/25/10	LVWW51DG
	86	(39 - 129)	1.8	(0-20)	SW846 6020	02/24-02/25/10	LVWW51DH
		Dilution Factor: 5					
		Analysis Time..: 10:26			Instrument ID..: I8	Analyst ID.....: 001637	
Zinc	NC,MSB	(10 - 199)			SW846 6020	02/24-02/25/10	LVWW51DK
	NC,MSB	(10 - 199)		(0-20)	SW846 6020	02/24-02/25/10	LVWW51DL
		Dilution Factor: 5					
		Analysis Time..: 10:26			Instrument ID..: I8	Analyst ID.....: 001637	

NOTE(S):

Calculations are performed before rounding to avoid round-off errors in calculated results.

Results and reporting limits have been adjusted for dry weight.

NC The recovery and/or RPD were not calculated.

MSB The recovery and RPD may be outside control limits because the sample amount was greater than 4X the spike amount.

N Spiked analyte recovery is outside stated control limits.

MATRIX SPIKE SAMPLE DATA REPORT

TOTAL Metals

Client Lot #...: A0B180429 **Matrix.....:** SOLID
Date Sampled...: 02/18/10 13:55 **Date Received..:** 02/19/10

MS Lot-Sample #: A0B190524-001 **Prep Batch #...:** 0053030
% Moisture.....: 38

PARAMETER	SAMPLE AMOUNT	SPIKE AMT	MEASRD AMOUNT	UNITS	PERCNT RECVRY	RPD	METHOD	PREPARATION-ANALYSIS DATE	WORK ORDER #
Aluminum	8100	1610	10400	mg/kg			SW846 6020	02/24-02/25/10	LVWW51AK
			Qualifiers: NC,MSB						
	8100	1610	10500	mg/kg			SW846 6020	02/24-02/25/10	LVWW51AL
			Qualifiers: NC,MSB						
			Dilution Factor: 5						
			Analysis Time..: 12:08	Instrument ID..: I8			Analyst ID.....: 001637		
Antimony	0.14	16.1	4.7 N	mg/kg	29		SW846 6020	02/24-02/25/10	LVWW51C6
	0.14	16.1	4.9 N	mg/kg	29	2.4	SW846 6020	02/24-02/25/10	LVWW51C7
			Dilution Factor: 5						
			Analysis Time..: 10:26	Instrument ID..: I8			Analyst ID.....: 001637		
Arsenic	7.5	16.1	21.5	mg/kg	87		SW846 6020	02/24-02/25/10	LVWW51AN
	7.5	16.1	21.0	mg/kg	84	2.2	SW846 6020	02/24-02/25/10	LVWW51AP
			Dilution Factor: 5						
			Analysis Time..: 10:26	Instrument ID..: I8			Analyst ID.....: 001637		
Barium	69.4	16.1	77.4	mg/kg			SW846 6020	02/24-02/25/10	LVWW51AR
			Qualifiers: NC,MSB						
	69.4	16.1	72.5	mg/kg			SW846 6020	02/24-02/25/10	LVWW51AT
			Qualifiers: NC,MSB						
			Dilution Factor: 5						
			Analysis Time..: 10:26	Instrument ID..: I8			Analyst ID.....: 001637		
Beryllium	0.76	16.1	16.3	mg/kg	97		SW846 6020	02/24-02/25/10	LVWW51AV
	0.76	16.1	16.7	mg/kg	99	2.2	SW846 6020	02/24-02/25/10	LVWW51AW
			Dilution Factor: 5						
			Analysis Time..: 10:26	Instrument ID..: I8			Analyst ID.....: 001637		
Cadmium	0.42	16.1	15.7	mg/kg	95		SW846 6020	02/24-02/25/10	LVWW51A3
	0.42	16.1	15.6	mg/kg	94	0.46	SW846 6020	02/24-02/25/10	LVWW51A4
			Dilution Factor: 5						
			Analysis Time..: 10:26	Instrument ID..: I8			Analyst ID.....: 001637		

(Continued on next page)

MATRIX SPIKE SAMPLE DATA REPORT

TOTAL Metals

Client Lot #...: A0B180429 **Matrix.....:** SOLID
Date Sampled...: 02/18/10 13:55 **Date Received..:** 02/19/10

PARAMETER	SAMPLE AMOUNT	SPIKE AMT	MEASRD AMOUNT	UNITS	PERCNT RECVRY	RPD	METHOD	PREPARATION-ANALYSIS DATE	WORK ORDER #
Calcium									
	1760	1610	3420	mg/kg	103		SW846 6020	02/24-02/25/10	LVWW51A0
	1760	1610	2920	mg/kg	72	16	SW846 6020	02/24-02/25/10	LVWW51A1
			Dilution Factor: 5						
			Analysis Time..: 10:26		Instrument ID..: I8			Analyst ID.....: 001637	
Chromium									
	9.9	16.1	25.5	mg/kg	97		SW846 6020	02/24-02/25/10	LVWW51A9
	9.9	16.1	25.2	mg/kg	95	1.3	SW846 6020	02/24-02/25/10	LVWW51CA
			Dilution Factor: 5						
			Analysis Time..: 10:26		Instrument ID..: I8			Analyst ID.....: 001637	
Cobalt									
	9.6	16.1	21.8	mg/kg	76		SW846 6020	02/24-02/25/10	LVWW51A6
	9.6	16.1	21.4	mg/kg	73	2.0	SW846 6020	02/24-02/25/10	LVWW51A7
			Dilution Factor: 5						
			Analysis Time..: 10:26		Instrument ID..: I8			Analyst ID.....: 001637	
Copper									
	11.1	16.1	26.6	mg/kg	96		SW846 6020	02/24-02/25/10	LVWW51CD
	11.1	16.1	26.2	mg/kg	93	1.6	SW846 6020	02/24-02/25/10	LVWW51CE
			Dilution Factor: 5						
			Analysis Time..: 10:26		Instrument ID..: I8			Analyst ID.....: 001637	
Iron									
	18500	1610	19600	mg/kg			SW846 6020	02/24-02/25/10	LVWW51CG
			Qualifiers: NC,MSB						
	18500	1610	18700	mg/kg			SW846 6020	02/24-02/25/10	LVWW51CH
			Qualifiers: NC,MSB						
			Dilution Factor: 5						
			Analysis Time..: 10:26		Instrument ID..: I8			Analyst ID.....: 001637	
Lead									
	26.0	16.1	36.8	mg/kg	67		SW846 6020	02/24-02/25/10	LVWW51C3
	26.0	16.1	36.8	mg/kg	67	0.08	SW846 6020	02/24-02/25/10	LVWW51C4
			Dilution Factor: 5						
			Analysis Time..: 10:26		Instrument ID..: I8			Analyst ID.....: 001637	
Magnesium									
	1390	1610	3040	mg/kg	102		SW846 6020	02/24-02/25/10	LVWW51CN
	1390	1610	3050	mg/kg	103	0.37	SW846 6020	02/24-02/25/10	LVWW51CP
			Dilution Factor: 5						
			Analysis Time..: 10:26		Instrument ID..: I8			Analyst ID.....: 001637	

(Continued on next page)

MATRIX SPIKE SAMPLE DATA REPORT

TOTAL Metals

Client Lot #...: A0B180429 **Matrix.....:** SOLID
Date Sampled...: 02/18/10 13:55 **Date Received..:** 02/19/10

PARAMETER	SAMPLE AMOUNT	SPIKE AMT	MEASRD AMOUNT	UNITS	PERCNT RECVRY	RPD	METHOD	PREPARATION-ANALYSIS DATE	WORK ORDER #
Manganese									
	1130	16.1	582	mg/kg			SW846 6020	02/24-02/25/10	LVWW51CR
			Qualifiers: NC,MSB						
	1130	16.1	559	mg/kg			SW846 6020	02/24-02/25/10	LVWW51CT
			Qualifiers: NC,MSB						
			Dilution Factor: 5						
			Analysis Time..: 10:26		Instrument ID..: I8			Analyst ID.....: 001637	
Mercury									
	0.086	0.27	0.36	mg/kg	103		SW846 7471A	02/24/10	LVWW51DN
	0.086	0.27	0.37	mg/kg	106	1.7	SW846 7471A	02/24/10	LVWW51DP
			Dilution Factor: 1						
			Analysis Time..: 15:49		Instrument ID..: H1			Analyst ID.....: 001576	
Nickel									
	17.6	16.1	33.9	mg/kg	102		SW846 6020	02/24-02/25/10	LVWW51C0
	17.6	16.1	33.3	mg/kg	98	1.9	SW846 6020	02/24-02/25/10	LVWW51C1
			Dilution Factor: 5						
			Analysis Time..: 10:26		Instrument ID..: I8			Analyst ID.....: 001637	
Potassium									
	519	1610	1920	mg/kg	87		SW846 6020	02/24-02/25/10	LVWW51CK
	519	1610	1920	mg/kg	87	0.46	SW846 6020	02/24-02/25/10	LVWW51CL
			Dilution Factor: 5						
			Analysis Time..: 10:26		Instrument ID..: I8			Analyst ID.....: 001637	
Selenium									
	1.0	16.1	14.5	mg/kg	84		SW846 6020	02/24-02/25/10	LVWW51C9
	1.0	16.1	14.9	mg/kg	86	2.5	SW846 6020	02/24-02/25/10	LVWW51DA
			Dilution Factor: 5						
			Analysis Time..: 10:26		Instrument ID..: I8			Analyst ID.....: 001637	
Silver									
	0.056	16.1	16.0	mg/kg	99		SW846 6020	02/24-02/25/10	LVWW51AG
	0.056	16.1	16.2	mg/kg	101	1.5	SW846 6020	02/24-02/25/10	LVWW51AH
			Dilution Factor: 5						
			Analysis Time..: 10:26		Instrument ID..: I8			Analyst ID.....: 001637	
Sodium									
	32.1	1610	1690	mg/kg	103		SW846 6020	02/24-02/25/10	LVWW51CV
	32.1	1610	1700	mg/kg	103	0.19	SW846 6020	02/24-02/25/10	LVWW51CW
			Dilution Factor: 5						
			Analysis Time..: 10:26		Instrument ID..: I8			Analyst ID.....: 001637	

(Continued on next page)

MATRIX SPIKE SAMPLE DATA REPORT

TOTAL Metals

Client Lot #...: A0B180429 **Matrix.....:** SOLID
Date Sampled...: 02/18/10 13:55 **Date Received..:** 02/19/10

PARAMETER	SAMPLE AMOUNT	SPIKE AMT	MEASRD AMOUNT	UNITS	PERCNT RECVRY	RPD	METHOD	PREPARATION-ANALYSIS DATE	WORK ORDER #
Thallium									
	0.16	16.1	15.6	mg/kg	96		SW846 6020	02/24-02/25/10	LVWW51DD
	0.16	16.1	15.5	mg/kg	95	0.62	SW846 6020	02/24-02/25/10	LVWW51DE
			Dilution Factor: 5						
			Analysis Time..: 10:26		Instrument ID..: I8			Analyst ID.....: 001637	
Vanadium									
	16.7	16.1	31.1	mg/kg	90		SW846 6020	02/24-02/25/10	LVWW51DG
	16.7	16.1	30.6	mg/kg	86	1.8	SW846 6020	02/24-02/25/10	LVWW51DH
			Dilution Factor: 5						
			Analysis Time..: 10:26		Instrument ID..: I8			Analyst ID.....: 001637	
Zinc									
	160	16.1	183	mg/kg			SW846 6020	02/24-02/25/10	LVWW51DK
			Qualifiers: NC,MSB						
	160	16.1	192	mg/kg			SW846 6020	02/24-02/25/10	LVWW51DL
			Qualifiers: NC,MSB						
			Dilution Factor: 5						
			Analysis Time..: 10:26		Instrument ID..: I8			Analyst ID.....: 001637	

NOTE(S):

Calculations are performed before rounding to avoid round-off errors in calculated results.

Results and reporting limits have been adjusted for dry weight.

NC The recovery and/or RPD were not calculated.

MSB The recovery and RPD may be outside control limits because the sample amount was greater than 4X the spike amount.

N Spiked analyte recovery is outside stated control limits.

TestAmerica North Canton

Metals Data Reporting Form

Initial Calibration Verification Standard

Instrument: CVAA **Units:** ug/L

Chart Number: hg10224a.prn **Acceptable Range:** 90% - 110%

Standard Source: Ultra **Standard ID:**

Element	WL/ Mass	True Conc	Ck5ICV 2/24/2010 1:38 PM Found	% Rec	Found	% Rec	Found	% Rec	Found	% Rec	Found	% Rec
Mercury	253.7	2.5	2.39	**95.6**								

TestAmerica North Canton

Metals Data Reporting Form

Initial Calibration Verification Standard

Instrument: ICPMS **Units:** ug/L

Chart Number: i80225a.csv **Acceptable Range:** 90% - 110%

Standard Source: **Standard ID:**

Element	WL/ Mass	True Conc	ICV 2/25/2010 6:56 AM Found	% Rec	Found	% Rec	Found	% Rec	Found	% Rec	Found	% Rec
Aluminum	27	400.0	404.83	**101.2**								
Antimony	121	80.0	82.49	**103.1**								
Arsenic	75	80.0	80.24	**100.3**								
Barium	137	80.0	80.63	**100.8**								
Beryllium	9	80.0	82.43	**103.0**								
Cadmium	111	80.0	83.83	**104.8**								
Calcium	43	40000.0	40666.67	**101.7**								
Chromium	52	80.0	82.31	**102.9**								
Cobalt	59	80.0	81.69	**102.1**								
Copper	65	80.0	83.54	**104.4**								
Iron	56	20000.0	19940.00	**99.7**								
Lead	208	80.0	80.60	**100.7**								
Magnesium	25	40000.0	41006.67	**102.5**								
Manganese	55	400.0	414.47	**103.6**								
Nickel	60	80.0	83.11	**103.9**								
Potassium	39	40000.0	37723.33	**94.3**								
Selenium	78	80.0	80.69	**100.9**								
Silver	107	80.0	84.99	**106.2**								
Sodium	23	40000.0	41036.67	**102.6**								
Thallium	205	80.0	86.22	**107.8**								
Vanadium	51	80.0	81.33	**101.7**								
Zinc	66	80.0	82.76	**103.4**								

TestAmerica North Canton

Metals Data Reporting Form

Continuing Calibration Verification

Instrument: CVAA **Units:** ug/L

Chart Number: hg10224a.prn **Acceptable Range:** 80% - 120%

Standard Source: Ultra **Standard ID:**

Element	WL/ Mass	True Conc	Ck2CCV 2/24/2010 1:41 PM Found	% Rec	Ck2CCV 2/24/2010 2:17 PM Found	% Rec	Ck2CCV 2/24/2010 2:32 PM Found	% Rec	Ck2CCV 2/24/2010 2:46 PM Found	% Rec	Ck2CCV 2/24/2010 3:25 PM Found	% Rec
Mercury	253.7	5.0	5.14	**102.7**	5.13	**102.6**	5.15	**103.1**	4.49	**89.7**	5.15	**103.0**

TestAmerica North Canton

Metals Data Reporting Form

Continuing Calibration Verification

Instrument: CVAA **Units:** ug/L

Chart Number: hg10224a.prn **Acceptable Range:** 80% - 120%

Standard Source: Ultra **Standard ID:**

Element	WL/ Mass	True Conc	Ck2CCV 2/24/2010 3:39 PM Found	% Rec	Ck2CCV 2/24/2010 3:53 PM Found	% Rec	Ck2CCV 2/24/2010 4:07 PM Found	% Rec	Ck2CCV 2/24/2010 4:21 PM Found	% Rec	Found	% Rec
Mercury	253.7	5.0	5.17	**103.4**	5.15	**102.9**	5.15	**103.0**	5.24	**104.8**		

TestAmerica North Canton

Metals Data Reporting Form

Continuing Calibration Verification

Instrument: ICPMS **Units:** ug/L

Chart Number: i80225a.csv **Acceptable Range:** 90% - 110%

Standard Source: **Standard ID:**

Element	WL/ Mass	True Conc	CCV 2/25/2010 7:26 AM Found	% Rec	CCV 1 2/25/2010 8:24 AM Found	% Rec	CCV 2/25/2010 8:37 AM Found	% Rec	CCV 2/25/2010 9:52 AM Found	% Rec	CCV 2 2/25/2010 11:13 AM Found	% Rec
Aluminum	27	500.0	505.83	**101.2**	590.43	**118.1**	523.13	**104.6**	507.37	**101.5**	573.77	**114.8**
Antimony	121	100.0	100.15	**100.2**	98.45	**98.5**	100.08	**100.1**	101.30	**101.3**	102.23	**102.2**
Arsenic	75	100.0	102.27	**102.3**	99.81	**99.8**	100.94	**100.9**	101.20	**101.2**	101.17	**101.2**
Barium	137	100.0	99.34	**99.3**	97.68	**97.7**	99.33	**99.3**	100.05	**100.1**	100.12	**100.1**
Beryllium	9	100.0	99.30	**99.3**	100.38	**100.4**	102.13	**102.1**	101.93	**101.9**	101.73	**101.7**
Cadmium	111	100.0	102.07	**102.1**	102.03	**102.0**	103.07	**103.1**	103.70	**103.7**	103.73	**103.7**
Calcium	43	50000.0	49210.00	**98.4**	47560.00	**95.1**	48623.33	**97.2**	48203.33	**96.4**	47870.00	**95.7**
Chromium	52	100.0	99.10	**99.1**	99.70	**99.7**	99.64	**99.6**	100.25	**100.3**	100.79	**100.8**
Cobalt	59	100.0	99.68	**99.7**	99.95	**99.9**	100.02	**100.0**	101.33	**101.3**	101.33	**101.3**
Copper	65	100.0	102.53	**102.5**	102.90	**102.9**	102.47	**102.5**	103.63	**103.6**	103.13	**103.1**
Iron	56	25000.0	24603.33	**98.4**	25106.67	**100.4**	25360.00	**101.4**	25630.00	**102.5**	24690.00	**98.8**
Lead	208	100.0	98.84	**98.8**	97.95	**97.9**	99.00	**99.0**	99.78	**99.8**	100.60	**100.6**
Magnesium	25	50000.0	50426.67	**100.9**	50793.33	**101.6**	50470.00	**100.9**	51590.00	**103.2**	52016.67	**104.0**
Manganese	55	500.0	511.63	**102.3**	516.07	**103.2**	512.77	**102.6**	513.40	**102.7**	516.50	**103.3**
Nickel	60	100.0	99.52	**99.5**	100.09	**100.1**	100.60	**100.6**	101.57	**101.6**	101.45	**101.5**
Potassium	39	50000.0	49766.67	**99.5**	50350.00	**100.7**	49796.67	**99.6**	50770.00	**101.5**	50706.67	**101.4**
Selenium	78	100.0	104.00	**104.0**	102.50	**102.5**	103.93	**103.9**	102.03	**102.0**	103.53	**103.5**
Silver	107	100.0	102.10	**102.1**	102.10	**102.1**	102.90	**102.9**	103.67	**103.7**	103.67	**103.7**
Sodium	23	50000.0	49490.00	**99.0**	52326.67	**104.7**	50216.67	**100.4**	50580.00	**101.2**	52406.67	**104.8**
Thallium	205	100.0	105.73	**105.7**	105.53	**105.5**	104.87	**104.9**	105.77	**105.8**	107.10	**107.1**
Vanadium	51	100.0	98.47	**98.5**	98.16	**98.2**	98.14	**98.1**	99.49	**99.5**	99.62	**99.6**
Zinc	66	100.0	103.67	**103.7**	103.07	**103.1**	103.83	**103.8**	104.20	**104.2**	104.60	**104.6**

TestAmerica North Canton

Metals Data Reporting Form

Continuing Calibration Verification

Instrument: ICPMS **Units:** ug/L

Chart Number: i80225a.csv **Acceptable Range:** 90% - 110%

Standard Source: **Standard ID:**

Element	WL/ Mass	True Conc	CCV 2/25/2010 11:34 AM Found	% Rec	CCV 2/25/2010 12:55 PM Found	% Rec	CCV 2/25/2010 1:16 PM Found	% Rec	CCV 3 2/25/2010 2:30 PM Found	% Rec	Found	% Rec
Aluminum	27	500.0	548.50	**109.7**	531.80	**106.4**	532.73	**106.5**	535.60	**107.1**		
Antimony	121	100.0	102.00	**102.0**	104.50	**104.5**	102.97	**103.0**	103.43	**103.4**		
Arsenic	75	100.0	101.07	**101.1**	102.60	**102.6**	102.03	**102.0**	102.37	**102.4**		
Barium	137	100.0	99.99	**100.0**	102.33	**102.3**	101.80	**101.8**	103.03	**103.0**		
Beryllium	9	100.0	102.03	**102.0**	102.80	**102.8**	102.47	**102.5**	104.40	**104.4**		
Cadmium	111	100.0	104.43	**104.4**	106.80	**106.8**	105.53	**105.5**	107.03	**107.0**		
Calcium	43	50000.0	48243.33	**96.5**	48426.67	**96.9**	48686.67	**97.4**	50210.00	**100.4**		
Chromium	52	100.0	101.40	**101.4**	101.37	**101.4**	101.57	**101.6**	101.37	**101.4**		
Cobalt	59	100.0	101.46	**101.5**	102.13	**102.1**	101.87	**101.9**	101.80	**101.8**		
Copper	65	100.0	103.37	**103.4**	104.07	**104.1**	104.40	**104.4**	103.00	**103.0**		
Iron	56	25000.0	24716.67	**98.9**	24290.00	**97.2**	24636.67	**98.5**	23500.00	**94.0**		
Lead	208	100.0	100.58	**100.6**	101.90	**101.9**	101.90	**101.9**	102.73	**102.7**		
Magnesium	25	50000.0	51690.00	**103.4**	52453.33	**104.9**	52180.00	**104.4**	51950.00	**103.9**		
Manganese	55	500.0	519.07	**103.8**	518.40	**103.7**	519.70	**103.9**	514.17	**102.8**		
Nickel	60	100.0	103.00	**103.0**	100.97	**101.0**	101.63	**101.6**	102.93	**102.9**		
Potassium	39	50000.0	48990.00	**98.0**	51816.67	**103.6**	52626.67	**105.3**	52586.67	**105.2**		
Selenium	78	100.0	101.94	**101.9**	104.60	**104.6**	105.07	**105.1**	101.50	**101.5**		
Silver	107	100.0	104.73	**104.7**	105.87	**105.9**	105.30	**105.3**	105.83	**105.8**		
Sodium	23	50000.0	49956.67	**99.9**	49453.33	**98.9**	49040.00	**98.1**	48210.00	**96.4**		
Thallium	205	100.0	107.17	**107.2**	108.00	**108.0**	107.50	**107.5**	107.67	**107.7**		
Vanadium	51	100.0	100.06	**100.1**	100.24	**100.2**	100.01	**100.0**	101.20	**101.2**		
Zinc	66	100.0	106.30	**106.3**	104.60	**104.6**	105.90	**105.9**	103.07	**103.1**		

TestAmerica North Canton

Metals Data Reporting Form

Contract Required Detection Limit Standard

Instrument: CVAA **Units:** ug/L

Chart Number: hg10224a.prn **Acceptable Range:** 80% - 120%

Standard Source: Ultra **Standard ID:**

Element	WL/ Mass	True Conc	Ck3CRA\MRL 2/24/2010 1:40 PM Found	% Rec	Found	% Rec	Found	% Rec	Found	% Rec	Found	% Rec
Mercury	253.7	0.2	0.24	**117.8**								

TestAmerica North Canton

Metals Data Reporting Form

Contract Required Detection Limit Standard

Instrument: ICPMS **Units:** ug/L

Chart Number: i80225a.csv **Acceptable Range:** 80% - 120%

Standard Source: **Standard ID:**

Element	WL/ Mass	True Conc	CRIQ 2/25/2010 7:11 AM Found	% Rec	Found	% Rec	Found	% Rec	Found	% Rec	Found	% Rec
Aluminum	27	60.0	57.49	**95.8**								
Antimony	121	2.0	1.94	**97.0**								
Arsenic	75	5.0	5.17	**103.4**								
Barium	137	5.0	4.75	**94.9**								
Beryllium	9	1.0	1.02	**102.2**								
Cadmium	111	2.0	2.08	**104.2**								
Calcium	43	2000.0	1961.00	**98.1**								
Chromium	52	2.0	1.94	**96.8**								
Cobalt	59	1.0	1.04	**104.1**								
Copper	65	4.0	4.70	**117.4**								
Iron	56	150.0	176.33	**117.6**								
Lead	208	1.0	0.96	**96.3**								
Magnesium	25	1000.0	1033.43	**103.3**								
Manganese	55	5.0	5.59	**111.8**								
Nickel	60	5.0	5.35	**106.9**								
Potassium	39	1000.0	925.67	**92.6**								
Selenium	78	5.0	5.03	**100.6**								
Silver	107	1.0	1.06	**105.7**								
Sodium	23	1000.0	984.33	**98.4**								
Thallium	205	2.0	2.06	**103.2**								
Vanadium	51	5.0	5.10	**101.9**								
Zinc	66	40.0	40.58	**101.4**								

TestAmerica North Canton

Metals Data Reporting Form

Initial Calibration Blank Results

Instrument: CVAA **Units:** ug/L

Chart Number: hg10224a.prn

Standard Source: **Standard ID:**

Element	WL/ Mass	Report Limit	Ck4ICB 2/24/2010 1:39 PM Found	Q	Found	Q	Found	Q	Found	Q	Found	Q
Mercury	253.7	0.6	0.2	U								

U Result is less than the IDL

B Result is between IDL and RL

TestAmerica North Canton

Metals Data Reporting Form

Initial Calibration Blank Results

Instrument: ICPMS **Units:** ug/L

Chart Number: i80225a.csv

Standard Source: _____ **Standard ID:** _____

Element	WL/ Mass	Report Limit	ICB 2/25/2010 7:01 AM Found	Q	Found	Q	Found	Q	Found	Q	Found	Q
Aluminum	27	100	50	U								
Antimony	121	5	1.2	U								
Arsenic	75	5	1	U								
Barium	137	10	2.6	U								
Beryllium	9	1	0.07	U								
Cadmium	111	2	0.062	U								
Calcium	43	2000	800	U								
Chromium	52	5	3.2	U								
Cobalt	59	5	0.09	U								
Copper	65	5	2.2	U								
Iron	56	500	218	U								
Lead	208	3	1.4	U								
Magnesium	25	1000	178	U								
Manganese	55	10	3.2	U								
Nickel	60	10	1.7	U								
Potassium	39	1000	76	U								
Selenium	78	5	0.42	U								
Silver	107	5	0.052	U								
Sodium	23	1000	280	U								
Thallium	205	2	1.1	U								
Vanadium	51	10	0.86	U								
Zinc	66	40	20	U								

U Result is less than the IDL

B Result is between IDL and RL

Form 3 Equivalent

TestAmerica North Canton

Metals Data Reporting Form

Continuing Calibration Blank Results

Instrument: CVAA **Units:** ug/L

Chart Number: hg10224a.prn

Standard Source: **Standard ID:**

Element	WL/ Mass	Report Limit	Ck1CCB 2/24/2010 1:42 PM Found	Q	Ck1CCB 2/24/2010 2:18 PM Found	Q	Ck1CCB 2/24/2010 2:33 PM Found	Q	Ck1CCB 2/24/2010 2:47 PM Found	Q	Ck1CCB 2/24/2010 3:26 PM Found	Q
Mercury	253.7	0.6	0.2	U	0.2	U	0.2	U	0.2	U	0.2	U

U Result is less than the IDL

B Result is between IDL and RL

TestAmerica North Canton

Metals Data Reporting Form

Continuing Calibration Blank Results

Instrument: CVAA **Units:** ug/L

Chart Number: hg10224a.prn

Standard Source: **Standard ID:**

Element	WL/ Mass	Report Limit	Ck1CCB 2/24/2010 3:40 PM Found	Q	Ck1CCB 2/24/2010 3:54 PM Found	Q	Ck1CCB 2/24/2010 4:09 PM Found	Q	Ck1CCB 2/24/2010 4:23 PM Found	Q	Found	Q
Mercury	253.7	0.6	0.2	U	0.2	U	0.2	U	0.2	U		

U Result is less than the IDL

B Result is between IDL and RL

TestAmerica North Canton

Metals Data Reporting Form

Continuing Calibration Blank Results

Instrument: ICPMS **Units:** ug/L

Chart Number: i80225a.csv

Standard Source: _____ **Standard ID:** _____

Element	WL/ Mass	Report Limit	CCB 2/25/2010 7:32 AM Found	Q	CCB 1 2/25/2010 8:30 AM Found	Q	CCB 2/25/2010 8:44 AM Found	Q	CCB 2/25/2010 9:58 AM Found	Q	CCB 2 2/25/2010 11:20 AM Found	Q
Aluminum	27	100	50	U	50	U	50	U	50	U	50	U
Antimony	121	5	1.2	U	1.2	U	1.2	U	1.2	U	1.2	U
Arsenic	75	5	1	U	1	U	1	U	1	U	1	U
Barium	137	10	2.6	U	2.6	U	2.6	U	2.6	U	2.6	U
Beryllium	9	1	0.07	U	0.07	U	0.07	U	0.07	U	0.07	U
Cadmium	111	2	0.062	U	**0.074**	**B**	0.062	U	0.062	U	0.062	U
Calcium	43	2000	800	U	800	U	800	U	800	U	800	U
Chromium	52	5	3.2	U	3.2	U	3.2	U	3.2	U	3.2	U
Cobalt	59	5	0.09	U	0.09	U	0.09	U	0.09	U	0.09	U
Copper	65	5	2.2	U	2.2	U	2.2	U	2.2	U	2.2	U
Iron	56	500	218	U	218	U	218	U	218	U	218	U
Lead	208	3	1.4	U	1.4	U	1.4	U	1.4	U	1.4	U
Magnesium	25	1000	178	U	178	U	178	U	178	U	178	U
Manganese	55	10	3.2	U	3.2	U	3.2	U	3.2	U	3.2	U
Nickel	60	10	1.7	U	1.7	U	1.7	U	1.7	U	1.7	U
Potassium	39	1000	76	U	76	U	76	U	76	U	76	U
Selenium	78	5	0.42	U	0.42	U	0.42	U	0.42	U	0.42	U
Silver	107	5	0.052	U	**0.059**	**B**	0.052	U	0.052	U	**0.063**	**B**
Sodium	23	1000	280	U	280	U	280	U	280	U	280	U
Thallium	205	2	1.1	U	1.1	U	1.1	U	1.1	U	1.1	U
Vanadium	51	10	0.86	U	0.86	U	0.86	U	0.86	U	0.86	U
Zinc	66	40	20	U	20	U	20	U	20	U	20	U

U Result is less than the IDL

B Result is between IDL and RL

Form 3 Equivalent

TestAmerica North Canton

Metals Data Reporting Form

Continuing Calibration Blank Results

Instrument: ICPMS **Units:** ug/L

Chart Number: i80225a.csv

Standard Source: **Standard ID:**

Element	WL/ Mass	Report Limit	CCB 2/25/2010 11:40 AM Found	Q	CCB 2/25/2010 1:02 PM Found	Q	CCB 2/25/2010 1:22 PM Found	Q	CCB 3 2/25/2010 2:37 PM Found	Q	Found	Q
Aluminum	27	100	50	U	50	U	50	U	50	U		
Antimony	121	5	1.2	U	1.2	U	1.2	U	1.2	U		
Arsenic	75	5	1	U	1	U	1	U	1	U		
Barium	137	10	2.6	U	2.6	U	2.6	U	2.6	U		
Beryllium	9	1	0.07	U	0.07	U	0.07	U	0.07	U		
Cadmium	111	2	**0.11**	**B**	0.062	U	**0.075**	**B**	**0.11**	**B**		
Calcium	43	2000	800	U	800	U	800	U	800	U		
Chromium	52	5	3.2	U	3.2	U	3.2	U	3.2	U		
Cobalt	59	5	**0.14**	**B**	0.09	U	0.09	U	**0.1**	**B**		
Copper	65	5	2.2	U	2.2	U	2.2	U	2.2	U		
Iron	56	500	218	U	218	U	218	U	218	U		
Lead	208	3	1.4	U	1.4	U	1.4	U	1.4	U		
Magnesium	25	1000	178	U	178	U	178	U	178	U		
Manganese	55	10	3.2	U	3.2	U	3.2	U	3.2	U		
Nickel	60	10	1.7	U	1.7	U	1.7	U	1.7	U		
Potassium	39	1000	76	U	76	U	76	U	76	U		
Selenium	78	5	0.42	U	0.42	U	0.42	U	0.42	U		
Silver	107	5	**0.12**	**B**	0.052	U	**0.074**	**B**	**0.1**	**B**		
Sodium	23	1000	280	U	280	U	280	U	280	U		
Thallium	205	2	1.1	U	1.1	U	1.1	U	1.1	U		
Vanadium	51	10	0.86	U	0.86	U	0.86	U	0.86	U		
Zinc	66	40	20	U	20	U	20	U	20	U		

U Result is less than the IDL

B Result is between IDL and RL

Form 3 Equivalent

TestAmerica North Canton

Metals Data Reporting Form

Interference Check Standard A

Instrument: ICPMS **Units:** ug/L

Chart Number: i80225a.csv **Acceptable Range:** 50% - 150%

Standard Source: **Standard ID:**

Element	WL/ Mass	Reporting Limit	True Conc	ICSA 2/25/2010 7:15 AM Found	Found	Found	Found	Found
Aluminum	27		50000	51200				
Antimony	121	5		0.120				
Arsenic	75	5		0.180				
Barium	137	10		0.680				
Beryllium	9	1		0.014				
Cadmium	111	2		-0.037				
Calcium	43		50000	51700				
Chromium	52	5		0.470				
Cobalt	59	5		0.052				
Copper	65	5		0.240				
Iron	56		50000	51100				
Lead	208	3		0.085				
Magnesium	25		50000	52900				
Manganese	55	10		1				
Nickel	60	10		0.390				
Potassium	39	1000	50000	50800				
Selenium	78	5		0.043				
Silver	107	5		0.033				
Sodium	23	1000	50000	51700				
Thallium	205	2		0.100				
Vanadium	51	10		-0.200				
Zinc	66	40		-1.700				

U Result is less than the IDL

B Result is between IDL and RL

Form 4 Equivalent

TestAmerica North Canton

Metals Data Reporting Form

Interference Check Standard AB

Instrument: ICPMS **Units:** ug/L

Chart Number: i80225a.csv **Acceptable Range:** 50% - 150%

Standard Source: **Standard ID:**

Element	WL/ Mass	True Conc	ICSAB 2/25/2010 7:20 AM Found	% Rec	Found	% Rec	Found	% Rec	Found	% Rec	Found	% Rec
Aluminum	27	50000	51076.7	**102.2**								
Antimony	121	100	100.7	**100.7**								
Arsenic	75	100	98.5	**98.5**								
Barium	137	100	101.1	**101.1**								
Beryllium	9	100	98.6	**98.6**								
Cadmium	111	100	103.8	**103.8**								
Calcium	43	50000	52326.7	**104.7**								
Chromium	52	100	105.2	**105.2**								
Cobalt	59	100	98.9	**98.9**								
Copper	65	100	99.4	**99.4**								
Iron	56	50000	51343.3	**102.7**								
Lead	208	100	100.9	**100.9**								
Magnesium	25	50000	52510.0	**105.0**								
Manganese	55	100	110.3	**110.3**								
Nickel	60	100	104.2	**104.2**								
Potassium	39	50000	49006.7	**98.0**								
Selenium	78	100	100.9	**100.9**								
Silver	107	100	101.9	**101.9**								
Sodium	23	50000	52433.3	**104.9**								
Thallium	205	100	108.2	**108.2**								
Vanadium	51	100	100.3	**100.3**								
Zinc	66	100	101.5	**101.5**								

N Spike recovery failed
NC Percent recovery was not calculated
U Result is less than the IDL

Form 4 Equivalent

TestAmerica North Canton

Metals Data Reporting Form

Units: mg/kg

Element	Reporting Limit	Raw Method Detection Limit
Aluminum	10	2.49
Antimony	0.5	0.0620
Arsenic	0.5	0.0522
Barium	1	0.13
Beryllium	0.1	0.0035
Cadmium	0.2	0.0031
Calcium	200	40.05
Chromium	0.5	0.16
Cobalt	0.5	0.0045
Copper	0.5	0.11
Iron	50	10.91
Lead	0.3	0.0705
Magnesium	100	8.90
Manganese	1	0.16
Mercury	0.1	0.014
Nickel	1	0.0864
Potassium	100	3.76
Selenium	0.5	0.0207
Silver	0.5	0.0026
Sodium	100	14.01
Thallium	0.2	0.0562
Vanadium	1	0.0432
Zinc	4	1.00

TestAmerica North Canton

Metals Data Reporting Form

Linear Dynamic Ranges

Instrument: ICPMS **Units:** ppb

Element	Wavelength /Mass	Linear Range	Date of Linear Range
Aluminum	27.00	500000	09/30/09
Antimony	121.00	1000	09/30/09
Arsenic	75.00	10000	09/29/09
Barium	137.00	10000	09/29/09
Beryllium	9.00	10000	09/29/09
Cadmium	111.00	10000	09/29/09
Calcium	43.00	500000	09/30/09
Chromium	52.00	10000	09/29/09
Cobalt	59.00	10000	09/29/09
Copper	65.00	10000	09/29/09
Iron	56.00	500000	09/30/09
Lead	208.00	10000	09/29/09
Magnesium	25.00	350000	09/30/09
Manganese	55.00	10000	09/29/09
Nickel	60.00	10000	09/29/09
Potassium	39.00	350000	09/30/09
Selenium	78.00	10000	09/29/09
Silver	107.00	10000	09/29/09
Sodium	23.00	500000	09/30/09
Thallium	205.00	10000	09/29/09
Vanadium	51.00	10000	09/29/09
Zinc	66.00	10000	09/29/09

Batch Number: **0053030**

TestAmerica Laboratories, Inc.
Metals Prep Log/ Batch Summary

Prepared By: Lisa McGall (e-Signature)

Prep Date: 02/24/10
Due Date: 03/10/10

Lot	Work Order			ICP Weight	ICPMS Weight	Hg Weight
A0B220000 Solid	LVXLR	B	Due Date: SDG:		1.00 g	0.60 g
A0B220000 Solid	LVXLR	C	Due Date: SDG:		1.00 g	0.60 g
A0B180429 Solid	LVTQQ Total		Due Date: 03/10/10 SDG:		1.00 g	0.60 g
A0B180429 Solid	LVTQ1 Total		Due Date: 03/10/10 SDG:		1.00 g	0.60 g
A0B180429 Solid	LVTQ2 Total		Due Date: 03/10/10 SDG:		1.00 g	0.60 g
A0B180429 Solid	LVTQ3 Total		Due Date: 03/10/10 SDG:		1.00 g	0.60 g
A0B180429 Solid	LVTRC Total		Due Date: 03/10/10 SDG:		1.00 g	
A0B180429 Solid	LVTRM Total		Due Date: 03/10/10 SDG:		1.00 g	
A0B180429 Solid	LVTRQ Total		Due Date: 03/10/10 SDG:		1.00 g	
A0B180429 Solid	LVTTQ Total		Due Date: 03/10/10 SDG:		1.00 g	
A0B180429 Solid	LVTTW Total		Due Date: 03/10/10 SDG:		1.00 g	
A0B180429 Solid	LVTTX Total		Due Date: 03/10/10 SDG:		1.00 g	
A0B180429 Solid	LVTT0 Total		Due Date: 03/10/10 SDG:		1.00 g	0.60 g
A0B180429 Solid	LVTT9 Total		Due Date: 03/10/10 SDG:		1.00 g	0.60 g
A0B180429 Solid	LVTVA Total		Due Date: 03/10/10 SDG:		1.00 g	0.60 g
A0B190524 Solid	LVWW5 Total		Due Date: 03/12/10 SDG:		1.00 g	0.60 g
A0B190524 Solid	LVWW5 Total	S	Due Date: 03/12/10 SDG:		1.00 g	0.60 g
A0B190524 Solid	LVWW5 Total	D	Due Date: 03/12/10 SDG:		1.00 g	0.60 g
A0B190524 Solid	LVWW9 Total		Due Date: 03/12/10 SDG:		1.00 g	0.60 g
A0B190524 Solid	LVWXC Total		Due Date: 03/12/10 SDG:		1.00 g	0.60 g
A0B190524 Solid	LVWXF Total		Due Date: 03/12/10 SDG:		1.00 g	0.60 g
A0B190524 Solid	LVWX0 Total		Due Date: 03/12/10 SDG:		1.00 g	0.60 g

Batch Number: **0053030**

TestAmerica Laboratories, Inc.
Metals Prep Log/ Batch Summary

Prepared By: Lisa McGall (e-Signature)

Prep Date: 02/24/10
Due Date: 03/10/10

Lot	Work Order		ICP Weight	ICPMS Weight	Hg Weight
A0B190524 Solid	LVWX1 Total	Due Date: 03/12/10 SDG:		1.00 g	0.60 g
A0B190524 Solid	LVWX8 Total	Due Date: 03/12/10 SDG:		1.00 g	0.60 g

LEVEL 2

BLANK AND CHECK STANDARD ON BATCH	X
MS/MSD AND PDS ON BATCH	X
CORRECT SPIKES ADDED	X
SPIKING SOLUTIONS DOCUMENTED ON BATCH LOG	X

Comments:

B-BLANK; C-CHECK SAMPLE; L-CHECK SAMPLE DUPLICATE; P-SERIAL DILUTION; S-MATRIX SPIKE SAMPLE; D-MATRIX SPIKE DUPLICATE SAMPLE

Unless otherwise noted, final volumes are as follows: Soils - 100 mL. Waters - ICP and ICPMS - 50 mL, Hg - 100 mL.

Low Level Hg: final volumes are 40 mL.

ICPMS ELEMENTS WITHIN THE BATCH:

AG AL AS BA BE CA CD CO CR CU FE KX MG MN NA NI PB SB SE TL VX ZN

Matrix Spike Information:

LVWW5	Hg	ICPMS-1	ICPMS-2

Check Sample Information:

LVXLR	Hg	ICPMS-1	ICPMS-2

Prep Method(s): SW846 3050B, SW846 7471A

```
:       Instrument Upload                                    Run Log - Page  1 :
:       Started Thu Feb 25 05:14:41 2010 by TOTHR                              :
:       Data File: UPL$CAN_DATA_ROOT:<LHG>HG10224A.PRN;1                       :
```

#	WorkOrder	Dilution	Date	Time	Batch	Lot	Instrument
1	STD1REP1	1	24-FEB-2010	13:31:02			H1
2	STD2REP1	1	24-FEB-2010	13:32:13			H1
3	STD3REP1	1	24-FEB-2010	13:33:19			H1
4	STD4REP1	1	24-FEB-2010	13:34:24			H1
5	STD5REP1	1	24-FEB-2010	13:35:50			H1
6	STD6REP1	1	24-FEB-2010	13:36:58			H1
7	CK5ICV	1	24-FEB-2010	13:38:10			H1
8	CK4ICB	1	24-FEB-2010	13:39:21			H1
9	CK3CRA\MRL	1	24-FEB-2010	13:40:30			H1
10	CK2CCV	1	24-FEB-2010	13:41:35			H1
11	CK1CCB	1	24-FEB-2010	13:42:40			H1
12	LVXPLB	1	24-FEB-2010	13:43:47	0053100	A0B220000	H1
13	LVXPLC	1	24-FEB-2010	13:45:14	0053100	A0B220000	H1
14	LVXD3	1	24-FEB-2010	13:46:28	0053100	A0B200436	H1
15	LVXD3S	1	24-FEB-2010	13:47:32	0053100	A0B200436	H1
16	LVXD3D	1	24-FEB-2010	13:48:41	0053100	A0B200436	H1
17	LVXD6	1	24-FEB-2010	13:50:01	0053100	A0B200436	H1
18	LVXEE	1	24-FEB-2010	13:51:31	0053100	A0B200436	H1
19	LVXD9	1	24-FEB-2010	13:52:38	0053100	A0B200436	H1
20	LVXD8	1	24-FEB-2010	13:53:54	0053100	A0B200436	H1
21	LVXD4	1	24-FEB-2010	13:55:04	0053100	A0B200436	H1
22	CK2CCV	1	24-FEB-2010	14:17:27			H1
23	CK1CCB	1	24-FEB-2010	14:18:34			H1
24	LVXED	1	24-FEB-2010	14:19:39	0053100	A0B200436	H1
25	LVXD5	1	24-FEB-2010	14:20:48	0053100	A0B200436	H1
26	LVXEA	1	24-FEB-2010	14:22:32	0053100	A0B200436	H1
27	LVXEC	1	24-FEB-2010	14:23:41	0053100	A0B200436	H1
28	LVXD7	1	24-FEB-2010	14:24:49	0053100	A0B200436	H1
29	LVXEH	1	24-FEB-2010	14:26:04	0053100	A0B200436	H1
30	LVXEF	1	24-FEB-2010	14:27:20	0053100	A0B200436	H1
31	LVXEG	1	24-FEB-2010	14:29:17	0053100	A0B200436	H1
32	LV1L3B	1	24-FEB-2010	14:30:25	0055014	A0B240000	H1
33	LV1L3C	1	24-FEB-2010	14:31:42	0055014	A0B240000	H1
34	CK2CCV	1	24-FEB-2010	14:32:50			H1
35	CK1CCB	1	24-FEB-2010	14:33:56			H1
36	LV08T	1	24-FEB-2010	14:35:27	0055014	A0B230495	H1
37	LV08TS	1	24-FEB-2010	14:36:35	0055014	A0B230495	H1
38	LV08TD	1	24-FEB-2010	14:37:41	0055014	A0B230495	H1
39	LV080	1	24-FEB-2010	14:38:48	0055014	A0B230495	H1
40	LV05Q	1	24-FEB-2010	14:40:08	0055014	A0B230476	H1
41	LV08X	1	24-FEB-2010	14:41:14	0055014	A0B230495	H1
42	LV08V	1	24-FEB-2010	14:42:21	0055014	A0B230495	H1
43	LVXL1B	1	24-FEB-2010	14:43:26	0053033	A0B220000	H1
44	LVXL1C	1	24-FEB-2010	14:44:32	0053033	A0B220000	H1

---------- (continued) ----------

#	WorkOrder	Dilution	Date	Time	Batch	Lot	Instrument
45	LVWX6	1	24-FEB-2010	14:45:38	0053033	A0B190529	H1
46	CK2CCV	1	24-FEB-2010	14:46:46			H1
47	CK1CCB	1	24-FEB-2010	14:47:55			H1
48	LVWX6S	1.4	24-FEB-2010	14:49:10	0053033	A0B190529	H1
49	LVWX6D	1.4	24-FEB-2010	14:50:17	0053033	A0B190529	H1
50	LVW0F	1	24-FEB-2010	14:51:35	0053033	A0B190529	H1
51	LVW0E	1	24-FEB-2010	15:04:59	0053033	A0B190529	H1
52	LVW0J	1	24-FEB-2010	15:06:07	0053033	A0B190529	H1
53	LVW41	1	24-FEB-2010	15:07:13	0053033	A0B200404	H1
54	LVW0A	1	24-FEB-2010	15:08:24	0053033	A0B190529	H1
55	LVW0D	1	24-FEB-2010	15:21:48	0053033	A0B190529	H1
56	LVW0H	1	24-FEB-2010	15:23:06	0053033	A0B190529	H1
57	LVW4V	1	24-FEB-2010	15:24:14	0053033	A0B200404	H1
58	CK2CCV	1	24-FEB-2010	15:25:22			H1
59	CK1CCB	1	24-FEB-2010	15:26:26			H1
60	LVW0G	1	24-FEB-2010	15:27:33	0053033	A0B190529	H1
61	LVXLMB	1	24-FEB-2010	15:28:38	0053028	A0B220000	H1
62	LVXLMC	1	24-FEB-2010	15:29:48	0053028	A0B220000	H1
63	LVQVF	1	24-FEB-2010	15:30:56	0053028	A0B160474	H1
64	LVQVFS	1	24-FEB-2010	15:32:12	0053028	A0B160474	H1
65	LVQVFD	1	24-FEB-2010	15:33:43	0053028	A0B160474	H1
66	LVQVH	1	24-FEB-2010	15:35:02	0053028	A0B160474	H1
67	LVVFK	1	24-FEB-2010	15:36:08	0053028	A0B180524	H1
68	LVQVK	1	24-FEB-2010	15:37:18	0053028	A0B160474	H1
69	LVVF1	1	24-FEB-2010	15:38:24	0053028	A0B180524	H1
70	CK2CCV	1	24-FEB-2010	15:39:31			H1
71	CK1CCB	1	24-FEB-2010	15:40:50			H1
72	LVQVJ	1	24-FEB-2010	15:41:56	0053028	A0B160474	H1
73	LVVF6	1	24-FEB-2010	15:43:02	0053028	A0B180524	H1
74	LVQVL	1	24-FEB-2010	15:44:12	0053028	A0B160474	H1
75	LVXLRB	1	24-FEB-2010	15:45:19	0053030	A0B220000	H1
76	LVXLRC	1	24-FEB-2010	15:46:26	0053030	A0B220000	H1
77	LVWW5	1	24-FEB-2010	15:47:35	0053030	A0B190524	H1
78	LVWW5L	1	24-FEB-2010	15:48:40			H1
79	LVWW5S	1	24-FEB-2010	15:49:51	0053030	A0B190524	H1
80	LVWW5D	1	24-FEB-2010	15:50:59	0053030	A0B190524	H1
81	LVTVA	1	24-FEB-2010	15:52:05	0053030	A0B180429	H1
82	CK2CCV	1	24-FEB-2010	15:53:14			H1
83	CK1CCB	1	24-FEB-2010	15:54:33			H1
84	LVTT9	1	24-FEB-2010	15:55:59	0053030	A0B180429	H1
85	LVTQ1	1	24-FEB-2010	15:57:08	0053030	A0B180429	H1
86	LVTQQ	1	24-FEB-2010	15:58:17	0053030	A0B180429	H1
87	LVWX0	1	24-FEB-2010	15:59:58	0053030	A0B190524	H1
88	LVWXF	1	24-FEB-2010	16:01:04	0053030	A0B190524	H1

(continued)

#	WorkOrder	Dilution	Date	Time	Batch	Lot	Instrument
89	LVWXC	1	24-FEB-2010	16:02:11	0053030	A0B190524	H1
90	LVWX8	1	24-FEB-2010	16:03:27	0053030	A0B190524	H1
91	LVTQ3	1	24-FEB-2010	16:04:35	0053030	A0B180429	H1
92	LVWX1	1	24-FEB-2010	16:05:43	0053030	A0B190524	H1
93	LVWW9	1	24-FEB-2010	16:06:50	0053030	A0B190524	H1
94	CK2CCV	1	24-FEB-2010	16:07:59			H1
95	CK1CCB	1	24-FEB-2010	16:09:04			H1
96	LVTQ2	1	24-FEB-2010	16:10:09	0053030	A0B180429	H1
97	LVTT0	1	24-FEB-2010	16:11:15	0053030	A0B180429	H1
98	LV1L1B	1	24-FEB-2010	16:12:35	0055013	A0B240000	H1
99	LV1L1C	1	24-FEB-2010	16:13:53	0055013	A0B240000	H1
100	LV030	1	24-FEB-2010	16:15:03	0055013	A0B230467	H1
101	LV030L	1	24-FEB-2010	16:16:10			H1
102	LV030S	1	24-FEB-2010	16:17:16	0055013	A0B230467	H1
103	LV030D	1	24-FEB-2010	16:18:23	0055013	A0B230467	H1
104	LV031	1	24-FEB-2010	16:19:30	0055013	A0B230467	H1
105	LV035	1	24-FEB-2010	16:20:46	0055013	A0B230467	H1
106	CK2CCV	1	24-FEB-2010	16:21:56			H1
107	CK1CCB	1	24-FEB-2010	16:23:05			H1
108	LV034	1	24-FEB-2010	16:24:13	0055013	A0B230467	H1
109	LV036	1	24-FEB-2010	16:25:22	0055013	A0B230467	H1
110	LV03V	1	24-FEB-2010	16:26:43	0055013	A0B230467	H1
111	CK2CCV	1	24-FEB-2010	16:27:49			H1
112	CK1CCB	1	24-FEB-2010	16:28:58			H1

End of Report

: Instrument Upload Run Log - Page 1 :
: Started Fri Feb 26 08:19:09 2010 by COUNTSK :
: Data File: UPL$CAN_DATA_ROOT:<REP>I80225A.CSV;1 :

#	WorkOrder	Dilution	Date	Time	Batch	Lot	Instrument	
1	STD1	1	25-FEB-2010	06:35:05			I8	
2	STD2	1	25-FEB-2010	06:39:35			I8	
3	STD3	1	25-FEB-2010	06:45:05			I8	
4	STD4	1	25-FEB-2010	06:51:36			I8	
5	ICV	1	25-FEB-2010	06:56:10			I8	
6	ICB	1	25-FEB-2010	07:01:55			I8	
7	CRI	1	25-FEB-2010	07:06:33			I8	
8	CRIQ	1	25-FEB-2010	07:11:07			I8	Qom CRI
9	ICSA	1	25-FEB-2010	07:15:43			I8	
10	ICSAB	1	25-FEB-2010	07:20:18			I8	
11	CCV	1	25-FEB-2010	07:26:04			I8	
12	CCB	1	25-FEB-2010	07:32:06			I8	
13	LVXLMC	1	25-FEB-2010	07:36:38	0053028	A0B220000	I8	
14	LVXLRB	1	25-FEB-2010	07:42:06	0053030	A0B220000	I8	
15	LVXLRC	1	25-FEB-2010	07:46:44	0053030	A0B220000	I8	
16	LVTQQ	1	25-FEB-2010	07:51:47	0053030	A0B180429	I8	
17	LVTQ1	1	25-FEB-2010	07:56:26	0053030	A0B180429	I8	
18	LVTQ2	1	25-FEB-2010	08:01:08	0053030	A0B180429	I8	
19	LVTQ3	1	25-FEB-2010	08:05:40	0053030	A0B180429	I8	
20	LVTT0	1	25-FEB-2010	08:10:12	0053030	A0B180429	I8	
21	LVTT9	1	25-FEB-2010	08:14:49	0053030	A0B180429	I8	
22	LVTVA	1	25-FEB-2010	08:19:22	0053030	A0B180429	I8	
23	CCV	1	25-FEB-2010	08:24:05			I8	
24	CCB	1	25-FEB-2010	08:30:51			I8	
25	CCV	1	25-FEB-2010	08:37:36			I8	
26	CCB	1	25-FEB-2010	08:44:24			I8	
27	LVXLRB	1	25-FEB-2010	08:51:10	0053030	A0B220000	I8	
28	LVXLRC	1	25-FEB-2010	08:57:58	0053030	A0B220000	I8	
29	LVTQQ	10	25-FEB-2010	09:04:44	0053030	A0B180429	I8	
30	LVTQ1	10	25-FEB-2010	09:11:30	0053030	A0B180429	I8	
31	LVTQ2	10	25-FEB-2010	09:18:17	0053030	A0B180429	I8	
32	LVTQ3	10	25-FEB-2010	09:25:05	0053030	A0B180429	I8	
33	LVTT0	10	25-FEB-2010	09:31:51	0053030	A0B180429	I8	
34	LVTT9	10	25-FEB-2010	09:38:38	0053030	A0B180429	I8	
35	LVTVA	10	25-FEB-2010	09:45:25	0053030	A0B180429	I8	
36	CCV	1	25-FEB-2010	09:52:12			I8	
37	CCB	1	25-FEB-2010	09:58:57			I8	
38	LVWW5	1	25-FEB-2010	10:05:45	0053030	A0B190524	I8	
39	LVWW5L	1	25-FEB-2010	10:12:33			I8	
40	LVWW5A	1	25-FEB-2010	10:19:21	0053030	A0B190524	I8	tal-CoBaALVMnNiPbFe
41	LVWW5S	5	25-FEB-2010	10:26:07	0053030	A0B190524	I8	
42	LVWW5D	5	25-FEB-2010	10:32:54	0053030	A0B190524	I8	
43	LVWW9	1	25-FEB-2010	10:39:41	0053030	A0B190524	I8	
44	LVWXC	1	25-FEB-2010	10:46:28	0053030	A0B190524	I8	

(continued)

#	WorkOrder	Dilution	Date	Time	Batch	Lot	Instrument	
45	LVWXF	1	25-FEB-2010	10:53:16	0053030	A0B190524	I8	
46	LVWX0	1	25-FEB-2010	11:00:04	0053030	A0B190524	I8	
47	LVWX1	1	25-FEB-2010	11:06:54	0053030	A0B190524	I8	
48	CCV	1	25-FEB-2010	11:13:41			I8	
49	CCB	1	25-FEB-2010	11:20:27			I8	
50	LVWX8	1	25-FEB-2010	11:27:14	0053030	A0B190524	I8	
51	CCV	1	25-FEB-2010	11:34:05			I8	
52	CCB	1	25-FEB-2010	11:40:53			I8	
53	LVWW5	1	25-FEB-2010	11:47:44	0053030	A0B190524	I8	
54	LVWW5L	1	25-FEB-2010	11:54:34			I8	
55	LVWW5A	1	25-FEB-2010	12:01:23	0053030	A0B190524	I8	not needed
56	LVWW5S	5	25-FEB-2010	12:08:08	0053030	A0B190524	I8	
57	LVWW5D	5	25-FEB-2010	12:14:56	0053030	A0B190524	I8	
58	LVWW9	10	25-FEB-2010	12:21:44	0053030	A0B190524	I8	
59	LVWXC	10	25-FEB-2010	12:28:31	0053030	A0B190524	I8	
60	LVWXF	10	25-FEB-2010	12:35:19	0053030	A0B190524	I8	
61	LVWX0	10	25-FEB-2010	12:42:06	0053030	A0B190524	I8	
62	LVWX1	10	25-FEB-2010	12:48:54	0053030	A0B190524	I8	
63	CCV	1	25-FEB-2010	12:55:41			I8	
64	CCB	1	25-FEB-2010	13:02:28			I8	
65	LVWX8	10	25-FEB-2010	13:09:15	0053030	A0B190524	I8	
66	CCV	1	25-FEB-2010	13:16:02			I8	
67	CCB	1	25-FEB-2010	13:22:49			I8	
68	LVTRC	1	25-FEB-2010	13:29:36	0053030	A0B180429	I8	
69	LVTRM	1	25-FEB-2010	13:36:25	0053030	A0B180429	I8	
70	LVTRQ	1	25-FEB-2010	13:43:14	0053030	A0B180429	I8	
71	LVTTQ	1	25-FEB-2010	13:50:01	0053030	A0B180429	I8	
72	LVTTW	1	25-FEB-2010	13:56:48	0053030	A0B180429	I8	
73	LVTTX	1	25-FEB-2010	14:03:34	0053030	A0B180429	I8	
74	LV1L1B	1	25-FEB-2010	14:10:20	0055013	A0B240000	I8	
75	LV1L1C	1	25-FEB-2010	14:17:08	0055013	A0B240000	I8	
76	LV03V	1	25-FEB-2010	14:23:55	0055013	A0B230467	I8	
77	CCV	1	25-FEB-2010	14:30:42			I8	
78	CCB	1	25-FEB-2010	14:37:29			I8	
79	LV030	1	25-FEB-2010	14:44:17	0055013	A0B230467	I8	
80	LV030L	1	25-FEB-2010	14:51:05			I8	
81	LV030A	1	25-FEB-2010	14:57:54	0055013	A0B230467	I8	tal-Mg K Co Ba Al V Mn Ni Pb Cr Fe
82	LV030S	5	25-FEB-2010	15:04:43	0055013	A0B230467	I8	
83	LV030D	5	25-FEB-2010	15:11:32	0055013	A0B230467	I8	
84	LV031	1	25-FEB-2010	15:18:22	0055013	A0B230467	I8	
85	LV034	1	25-FEB-2010	15:25:11	0055013	A0B230467	I8	
86	LV035	1	25-FEB-2010	15:31:58	0055013	A0B230467	I8	
87	LV036	1	25-FEB-2010	15:38:45	0055013	A0B230467	I8	
88	LV038	1	25-FEB-2010	15:45:32	0055013	A0B230467	I8	

(continued)

TestAmerica
THE LEADER IN ENVIRONMENTAL TESTING

INSTRUMENT PRINTOUTS

TestAmerica North Canton Hg Data Review Checklist

Run/Project Information

Run Date: 2-24-10 Analyst: RICT Instrument: H1

Prep Batches Run: See Run Log

Circle Methods used: 7470A / 245.1 : CORP-MT-0005 Rev 1 7471: CORP-MT-0007 Rev 1

Review Items A. Calibration/Instrument Run QC	Yes	No	N/A	2nd Level
1. Instrument calibrated per manufacturer's instructions and at SOP specified levels?	✓			✓
2. ICV/CCV analyzed at appropriate frequency and within control limits?	✓			✓
3. ICB/CCB analyzed at appropriate frequency and within +/- RL?	✓			✓
4. CRA run?	✓			✓
B. Sample Results				
1. Were samples with concentrations > high calibration standard diluted and reanalyzed?	✓			✓
2. All reported results bracketed by in control QC?	✓			✓
3. Sample analyses done within holding time?	✓			✓
C. Preparation/Matrix QC				
1. LCS done per prep batch and within QC limits?	✓			✓
2. Method blank done per prep batch and < RL?	✓			✓
3. MS run at required frequency and within limits?	✓			✓
4. MSD or DU run at required frequency and RPD within SOP limits?	✓			✓
D. Other			✓	
1. Are all nonconformances documented appropriately?	✓			✓
2. Current IDL/MDL data on file?	✓			✓
3. Calculations and Transcription checked for error?	✓			✓
4. All client/project specific requirements met?	✓			✓
5. Date of analysis verified as correct?	✓			✓

Level I Analyst: Roger K. Todd Date/Time: 2-25-10

Level I Analyst: _____ Date/Time: _____

Comments: _____

2nd Level Reviewer: Natalie J. Muselman Date/Time: 2-25-10

2nd Level Reviewer: _____ Date/Time: _____

Comments: _____

Curve Prepared Date: 2-24-10 Time: 9:00

ICV CPI09K153 $SnCl_2$ OMR99

CAL/CCV HPS0928106 NACL $NH_2OH{\cdot}HCL$ OMR122

Revised 01/03/2008

```
*** Standard: 1 Rep: 1              Seq:  0       13:31:02 24 Feb 2010 HG

Hg    .0000   ppb      2067

*** Standard: 2 Rep: 1              Seq:  1       13:32:13 24 Feb 2010 HG

Hg    .2000   ppb      8499

*** Standard: 3 Rep: 1              Seq:  2       13:33:19 24 Feb 2010 HG

Hg    .5000   ppb      20384

*** Standard: 4 Rep: 1              Seq:  3       13:34:24 24 Feb 2010 HG

Hg    1.000   ppb      39286
```

Line	Conc.	Units	SD/RSD	1	2	3	4	5
*** Standard: 5 Rep: 1				Seq: 4	13:35:50 24 Feb 2010 HG			
Hg	5.000	ppb	177544					
*** Standard: 6 Rep: 1				Seq: 5	13:36:58 24 Feb 2010 HG			
Hg	10.00	ppb	377827					

RunProt: HGPPB | Err: Analyzer needs maintenance

RunFold: HG102240 Seq: 6 Batch:

Prnt: R/T On | Pump: On

Rev: 4.2 | Xmit: Off Gas: 1.00 LPM

State: Idle | Macro HG | 59: F3 Print | User: SMI | A/S: On

CALIBRATION: Line | proto: HGPPB

	Hg Conc.	Calc.	Dev.	Accepted ->linear	
S1	.0000	.0453	.0453	Quadratic	
S2	.2000	.2176	.0176	Wtdlinear	
S3	.5000	.5368	.0368		C
S4	1.000	1.042	.0424	Accept	o
S5	5.000	4.746	-.2536		n
S6	10.00	10.11	.1121		c

A .00000000 r .999484

B 2.67906e-5 C -1.00643e-2

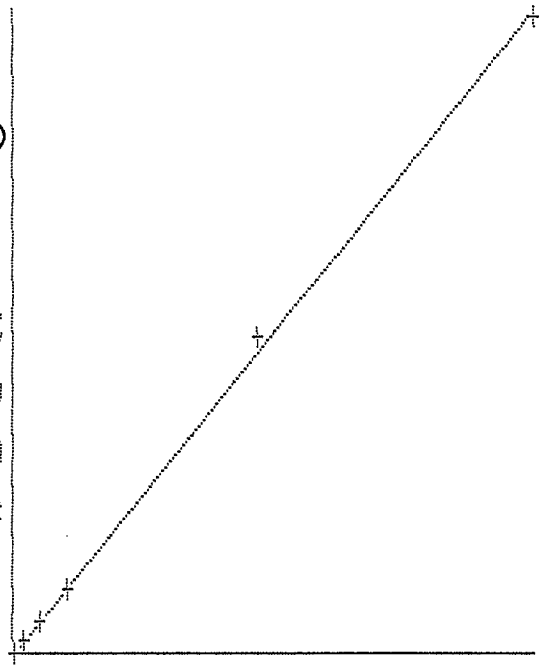

	Mean			
S1	2067	0	SD	2067
S2	8499	0	%RSD	8499
S3	20384	0	%RSD	20384
S4	39286	0	%RSD	39286
S5	177544	0	%RSD	177544
S6	377827	0	%RSD	377827

New cal coefficients stored

Line	Conc.	Units	SD/RSD	1	2	3	4	5

*** Check Standard: 5 Ck5ICV Seq: 6 13:38:10 24 Feb 2010 HG

Line	Flag	%Rcv.	Found	True	Units	SD/RSD
Hg		95.55	2.389	2.500	ppb	.0000 %

*** Check Standard: 4 Ck4ICB Seq: 7 13:39:21 24 Feb 2010 HG

Line	Flag	%Rcv.	Found	True	Units	SD/RSD
Hg		391800	.0392	.0000	ppb	.0000 %

*** Check Standard: 3 Ck3CRA\MRL Seq: 8 13:40:30 24 Feb 2010 HG

Line	Flag	%Rcv.	Found	True	Units	SD/RSD
Hg		117.7	.2355	.2000	ppb	.0000 %

*** Check Standard: 2 Ck2CCV Seq: 9 13:41:35 24 Feb 2010 HG

Line	Flag	%Rcv.	Found	True	Units	SD/RSD
Hg		102.7	5.137	5.000	ppb	.0000 %

*** Check Standard: 1 Ck1CCB Seq: 10 13:42:40 24 Feb 2010 HG

Line	Flag	Found	Range(+/-)	Units	SD/RSD
Hg		.0079	.2000	ppb	.0000 %

*** Sample ID: LVXPLB Seq: 11 13:43:47 24 Feb 2010 HG

0053100

Hg	.0026	ppb	.0000 %	.0026	

*** Sample ID: LVXPLC Seq: 12 13:45:14 24 Feb 2010 HG

SOLID

Hg	5.001	ppb	.0000 %	5.001	

*** Sample ID: LVXD3 Seq: 13 13:46:28 24 Feb 2010 HG

SOLID

Hg	.0471	ppb	.0000 %	.0471	

*** Sample ID: LVXD3S Seq: 14 13:47:32 24 Feb 2010 HG

SOLID

Hg	1.066	ppb	.0000 %	1.066	

*** Sample ID: LVXD3D Seq: 15 13:48:41 24 Feb 2010 HG

SOLID

Hg	1.075	ppb	.0000 %	1.075	

*** Sample ID: LVXD6 Seq: 16 13:50:01 24 Feb 2010 HG

SOLID

Hg	.0951	ppb	.0000 %	.0951	

*** Sample ID: LVXEE Seq: 17 13:51:31 24 Feb 2010 HG

SOLID

Hg	.0868	ppb	.0000 %	.0868	

Line	Conc.	Units	SD/RSD	1	2	3	4	5

*** Sample ID: LVXD9 Seq: 18 13:52:38 24 Feb 2010 HG

SOLID

Hg .0539 ppb .0000 % .0539

*** Sample ID: LVXD8 Seq: 19 13:53:54 24 Feb 2010 HG

SOLID

Hg .1174 ppb .0000 % .1174

*** Sample ID: LVXD4 Seq: 20 13:55:04 24 Feb 2010 HG

SOLID

Hg .0828 ppb .0000 % .0828

*** Check Standard: 2 Ck2CCV Seq: 21 14:17:27 24 Feb 2010 HG

Line	Flag	%Rcv.	Found	True	Units	SD/RSD
Hg		102.6	5.132	5.000	ppb	.0000 %

*** Check Standard: 1 Ck1CCB Seq: 22 14:18:34 24 Feb 2010 HG

Line	Flag	Found	Range(+/-)	Units	SD/RSD
Hg		.0170	.2000	ppb	.0000 %

*** Sample ID: LVXED Seq: 23 14:19:39 24 Feb 2010 HG

SOLID

Hg .0861 ppb .0000 % .0861

*** Sample ID: LVXD5 Seq: 24 14:20:48 24 Feb 2010 HG

SOLID

Hg .4189 ppb .0000 % .4189

*** Sample ID: LVXEA Seq: 25 14:22:32 24 Feb 2010 HG

SOLID

Hg .0922 ppb .0000 % .0922

*** Sample ID: LVXEC Seq: 26 14:23:41 24 Feb 2010 HG

SOLID

Hg .0223 ppb .0000 % .0223

*** Sample ID: LVXD7 Seq: 27 14:24:49 24 Feb 2010 HG

SOLID

Hg .0764 ppb .0000 % .0764

*** Sample ID: LVXEH Seq: 28 14:26:04 24 Feb 2010 HG

SOLID

Hg .0936 ppb .0000 % .0936

*** Sample ID: LVXEF Seq: 29 14:27:20 24 Feb 2010 HG

SOLID

Hg .0693 ppb .0000 % .0693

Line	Conc.	Units	SD/RSD	1	2	3	4	5

*** Sample ID: LVXEG Seq: 30 14:29:17 24 Feb 2010 HG

SOLID

Hg .0862 ppb .0000 % .0862

*** Sample ID: LV1L3B Seq: 31 14:30:25 24 Feb 2010 HG

0055014

Hg .0492 ppb .0000 % .0492

*** Sample ID: LV1L3C Seq: 32 14:31:42 24 Feb 2010 HG

SOLID

Hg 5.004 ppb .0000 % 5.004

*** Check Standard: 2 Ck2CCV Seq: 33 14:32:50 24 Feb 2010 HG

Line	Flag	%Rcv.	Found	True	Units	SD/RSD
Hg		103.1	5.153	5.000	ppb	.0000 %

*** Check Standard: 1 Ck1CCB Seq: 34 14:33:56 24 Feb 2010 HG

Line	Flag	Found	Range(+/-)	Units	SD/RSD
Hg		-.0138	.2000	ppb	.0000 %

*** Sample ID: LV08T Seq: 35 14:35:27 24 Feb 2010 HG

SOLID

Hg .1273 ppb .0000 % .1273

*** Sample ID: LV08TS Seq: 36 14:36:35 24 Feb 2010 HG

SOLID

Hg 1.161 ppb .0000 % 1.161

*** Sample ID: LV08TD Seq: 37 14:37:41 24 Feb 2010 HG

SOLID

Hg 1.140 ppb .0000 % 1.140

*** Sample ID: LV080 Seq: 38 14:38:48 24 Feb 2010 HG

SOLID

Hg .0793 ppb .0000 % .0793

*** Sample ID: LV05Q Seq: 39 14:40:08 24 Feb 2010 HG

SOLID

Hg .0378 ppb .0000 % .0378

*** Sample ID: LV08X Seq: 40 14:41:14 24 Feb 2010 HG

SOLID

Hg .1013 ppb .0000 % .1013

*** Sample ID: LV08V Seq: 41 14:42:21 24 Feb 2010 HG

SOLID

Hg .1831 ppb .0000 % .1831

Line	Conc.	Units	SD/RSD	1	2	3	4	5

*** Sample ID: LVXL1B Seq: 42 14:43:26 24 Feb 2010 HG
0053033
Hg .0196 ppb .0000 % .0196

*** Sample ID: LVXL1C Seq: 43 14:44:32 24 Feb 2010 HG
SOLID
Hg 4.870 ppb .0000 % 4.870

*** Sample ID: LVWX6 Seq: 44 14:45:38 24 Feb 2010 HG
SOLID
Hg 65.57 ppb .0000 % 65.57

Dilute

*** Check Standard: 2 Ck2CCV Seq: 45 14:46:46 24 Feb 2010 HG

Line	Flag	%Rcv.	Found	True	Units	SD/RSD
Hg		89.71	4.486	5.000	ppb	.0000 %

*** Check Standard: 1 Ck1CCB Seq: 46 14:47:55 24 Feb 2010 HG

Line	Flag	Found	Range(+/-)	Units	SD/RSD
Hg		-.0631	.2000	ppb	.0000 %

*** Sample ID: LVWX6S/1.4 Seq: 47 14:49:10 24 Feb 2010 HG
SOLID
Hg 58.11 ppb .0000 % 58.11

Dilute

*** Sample ID: LVWX6D/1.4 Seq: 48 14:50:17 24 Feb 2010 HG
SOLID
Hg 55.51 ppb .0000 % 55.51

*** Sample ID: LVW0F Seq: 49 14:51:35 24 Feb 2010 HG
SOLID
Hg 84.96 ppb .0000 % 84.96

*** Sample ID: LVW0E Seq: 50 15:04:59 24 Feb 2010 HG
SOLID
Hg ^^^^^^0 ppb 100.0 % ^^^^^^

*** Sample ID: LVW0J Seq: 51 15:06:07 24 Feb 2010 HG
SOLID
Hg 33.32 ppb .0000 % 33.32

*** Sample ID: LVW41 Seq: 52 15:07:13 24 Feb 2010 HG
SOLID
Hg .4129 ppb .0000 % .4129

*** Sample ID: LVW0A Seq: 53 15:08:24 24 Feb 2010 HG
SOLID
Hg 96.08 ppb .0000 % 96.08

Dilute

Line	Conc.	Units	SD/RSD	1	2	3	4	5

*** Sample ID: LVW0D Seq: 54 15:21:48 24 Feb 2010 HG
SOLID
Hg ^^^^^^0 ppb 100.0 % ^^^^^^

Dilute
RG 2-25-10
Re-analyze

*** Sample ID: LVW0H Seq: 55 15:23:06 24 Feb 2010 HG
SOLID
Hg .2315 ppb .0000 % .2315

*** Sample ID: LVW4V Seq: 56 15:24:14 24 Feb 2010 HG
SOLID
Hg 1.112 ppb .0000 % 1.112

*** Check Standard: 2 Ck2CCV Seq: 57 15:25:22 24 Feb 2010 HG

Line	Flag	%Rcv.	Found	True	Units	SD/RSD
Hg		103.0	5.152	5.000	ppb	.0000 %

*** Check Standard: 1 Ck1CCB Seq: 58 15:26:26 24 Feb 2010 HG

Line	Flag	Found	Range(+/-)	Units	SD/RSD
Hg		-.0369	.2000	ppb	.0000 %

*** Sample ID: LVW0G Seq: 59 15:27:33 24 Feb 2010 HG
SOLID
Hg .5465 ppb .0000 % .5465

*** Sample ID: LVXLMB Seq: 60 15:28:38 24 Feb 2010 HG
0053028
Hg .0089 ppb .0000 % .0089

*** Sample ID: LVXLMC Seq: 61 15:29:48 24 Feb 2010 HG
SOLID
Hg 4.961 ppb .0000 % 4.961

*** Sample ID: LVQVF Seq: 62 15:30:56 24 Feb 2010 HG
SOLID
Hg .4890 ppb .0000 % .4890

*** Sample ID: LVQVFS Seq: 63 15:32:12 24 Feb 2010 HG
SOLID
Hg 1.287 ppb .0000 % 1.287

*** Sample ID: LVQVFD Seq: 64 15:33:43 24 Feb 2010 HG
SOLID
Hg 1.429 ppb .0000 % 1.429

*** Sample ID: LVQVH Seq: 65 15:35:02 24 Feb 2010 HG
SOLID
Hg .1567 ppb .0000 % .1567

Line	Conc.	Units	SD/RSD	1	2	3	4	5

*** Sample ID: LVVFK Seq: 66 15:36:08 24 Feb 2010 HG

SOLID

Hg .1459 ppb .0000 % .1459

*** Sample ID: LVQVK Seq: 67 15:37:18 24 Feb 2010 HG

SOLID

Hg .1340 ppb .0000 % .1340

*** Sample ID: LVVF1 Seq: 68 15:38:24 24 Feb 2010 HG

SOLID

Hg .1675 ppb .0000 % .1675

*** Check Standard: 2 Ck2CCV Seq: 69 15:39:31 24 Feb 2010 HG

Line	Flag	%Rcv.	Found	True	Units	SD/RSD
Hg		103.4	5.169	5.000	ppb	.0000 %

*** Check Standard: 1 Ck1CCB Seq: 70 15:40:50 24 Feb 2010 HG

Line	Flag	Found	Range(+/-)	Units	SD/RSD
Hg		.0176	.2000	ppb	.0000 %

*** Sample ID: LVQVJ Seq: 71 15:41:56 24 Feb 2010 HG

SOLID

Hg .1695 ppb .0000 % .1695

*** Sample ID: LVVF6 Seq: 72 15:43:02 24 Feb 2010 HG

SOLID

Hg .2324 ppb .0000 % .2324

*** Sample ID: LVQVL Seq: 73 15:44:12 24 Feb 2010 HG

SOLID

Hg .1958 ppb .0000 % .1958

*** Sample ID: LVXPLB LR RLG 2-25-10 Seq: 74 15:45:19 24 Feb 2010 HG

0053030

Hg .0038 ppb .0000 % .0038

*** Sample ID: LVXPLC LR Seq: 75 15:46:26 24 Feb 2010 HG

RLG 2-25-10 SOLID

Hg 4.997 ppb .0000 % 4.997

*** Sample ID: LVWW5 Seq: 76 15:47:35 24 Feb 2010 HG

SOLID

Hg .3209 ppb .0000 % .3209

*** Sample ID: LVWW5L Seq: 77 15:48:40 24 Feb 2010 HG

SOLID

Hg .0546 ppb .0000 % .0546

Line	Conc.	Units	SD/RSD	1	2	3	4	5

*** Sample ID: LVWW5S Seq: 78 15:49:51 24 Feb 2010 HG

SOLID

Hg	1.355	ppb	.0000 %	1.355				

*** Sample ID: LVWW5D Seq: 79 15:50:59 24 Feb 2010 HG

SOLID

Hg	1.378	ppb	.0000 %	1.378				

*** Sample ID: LVTVA Seq: 80 15:52:05 24 Feb 2010 HG

SOLID

Hg	.2867	ppb	.0000 %	.2867				

*** Check Standard: 2 Ck2CCV Seq: 81 15:53:14 24 Feb 2010 HG

Line	Flag	%Rcv.	Found	True	Units	SD/RSD
Hg		102.9	5.146	5.000	ppb	.0000 %

*** Check Standard: 1 Ck1CCB Seq: 82 15:54:33 24 Feb 2010 HG

Line	Flag	Found	Range(+/-)	Units	SD/RSD
Hg		-.0066	.2000	ppb	.0000 %

*** Sample ID: LVTT9 Seq: 83 15:55:59 24 Feb 2010 HG

SOLID

Hg	.3618	ppb	.0000 %	.3618				

*** Sample ID: LVTQ1 Seq: 84 15:57:08 24 Feb 2010 HG

SOLID

Hg	.2562	ppb	.0000 %	.2562				

*** Sample ID: LVTQQ Seq: 85 15:58:17 24 Feb 2010 HG

SOLID

Hg	.2851	ppb	.0000 %	.2851				

*** Sample ID: LVWX0 Seq: 86 15:59:58 24 Feb 2010 HG

SOLID

Hg	.4137	ppb	.0000 %	.4137				

*** Sample ID: LVWXF Seq: 87 16:01:04 24 Feb 2010 HG

SOLID

Hg	1.625	ppb	.0000 %	1.625				

*** Sample ID: LVWXC Seq: 88 16:02:11 24 Feb 2010 HG

SOLID

Hg	.5173	ppb	.0000 %	.5173				

*** Sample ID: LVWX8 Seq: 89 16:03:27 24 Feb 2010 HG

SOLID

Hg	.1915	ppb	.0000 %	.1915				

Line	Conc.	Units	SD/RSD	1	2	3	4	5

*** Sample ID: LVTQ3 Seq: 90 16:04:35 24 Feb 2010 HG

SOLID

Hg .3236 ppb .0000 % .3236

*** Sample ID: LVWX1 Seq: 91 16:05:43 24 Feb 2010 HG

SOLID

Hg .0569 ppb .0000 % .0569

*** Sample ID: LVWW9 Seq: 92 16:06:50 24 Feb 2010 HG

SOLID

Hg .6327 ppb .0000 % .6327

*** Check Standard: 2 Ck2CCV Seq: 93 16:07:59 24 Feb 2010 HG

Line	Flag	%Rcv.	Found	True	Units	SD/RSD
Hg		103.0	5.151	5.000	ppb	.0000 %

*** Check Standard: 1 Ck1CCB Seq: 94 16:09:04 24 Feb 2010 HG

Line	Flag	Found	Range(+/-)	Units	SD/RSD
Hg		.0023	.2000	ppb	.0000 %

*** Sample ID: LVTQ2 Seq: 95 16:10:09 24 Feb 2010 HG

SOLID

Hg .2750 ppb .0000 % .2750

*** Sample ID: LVTT0 Seq: 96 16:11:15 24 Feb 2010 HG

SOLID

Hg .2219 ppb .0000 % .2219

*** Sample ID: LV1L1B Seq: 97 16:12:35 24 Feb 2010 HG

0055013

Hg -.0006 ppb .0000 % -.0006

*** Sample ID: LV1L1C Seq: 98 16:13:53 24 Feb 2010 HG

SOLID

Hg 4.965 ppb .0000 % 4.965

*** Sample ID: LV030 Seq: 99 16:15:03 24 Feb 2010 HG

SOLID

Hg .1322 ppb .0000 % .1322

*** Sample ID: LV030L Seq: 100 16:16:10 24 Feb 2010 HG

SOLID

Hg .0182 ppb .0000 % .0182

*** Sample ID: LV030S Seq: 101 16:17:16 24 Feb 2010 HG

SOLID

Hg 1.110 ppb .0000 % 1.110

Line	Conc.	Units	SD/RSD	1	2	3	4	5

*** Sample ID: LV030D Seq: 102 16:18:23 24 Feb 2010 HG

SOLID

Hg	1.120	ppb	.0000 %	1.120

*** Sample ID: LV031 Seq: 103 16:19:30 24 Feb 2010 HG

SOLID

Hg	.1284	ppb	.0000 %	.1284

*** Sample ID: LV035 Seq: 104 16:20:46 24 Feb 2010 HG

SOLID

Hg	.1956	ppb	.0000 %	.1956

*** Check Standard: 2 Ck2CCV Seq: 105 16:21:56 24 Feb 2010 HG

Line	Flag	%Rcv.	Found	True	Units	SD/RSD
Hg		104.8	5.239	5.000	ppb	.0000 %

*** Check Standard: 1 Ck1CCB Seq: 106 16:23:05 24 Feb 2010 HG

Line	Flag	Found	Range(+/-)	Units	SD/RSD
Hg		-.0095	.2000	ppb	.0000 %

*** Sample ID: LV034 Seq: 107 16:24:13 24 Feb 2010 HG

SOLID

Hg	.2009	ppb	.0000 %	.2009

*** Sample ID: LV036 Seq: 108 16:25:22 24 Feb 2010 HG

SOLID

Hg	.2545	ppb	.0000 %	.2545

*** Sample ID: LV03V Seq: 109 16:26:43 24 Feb 2010 HG

SOLID

Hg	.0757	ppb	.0000 %	.0757

*** Check Standard: 2 Ck2CCV Seq: 110 16:27:49 24 Feb 2010 HG

Line	Flag	%Rcv.	Found	True	Units	SD/RSD
Hg		103.1	5.153	5.000	ppb	.0000 %

*** Check Standard: 1 Ck1CCB Seq: 111 16:28:58 24 Feb 2010 HG

Line	Flag	Found	Range(+/-)	Units	SD/RSD
Hg		-.0240	.2000	ppb	.0000 %

STD2/CCV STD OB58 ICSA STD OB51 CRI STD OA30
STD3 STD OB59 ICSAB STD OA31 DIL BLK OMR121
STD4 STD OB60 ICV STD 9L649
QSM CRI OA40

Test America North Canton ICP/MS Data Review Checklist

Run/Project Information:

Run Date: 2-25-10 Analyst: lcw Instrument: I8
Prep Batches Run: See Run Log

Circle Methods used: 6020/ 200.8: CORP-MT-0001NC

Review Items

A. Tune/Daily performance	Yes	No	N/A	2nd Level
1: Resolution </= 0.9 AMU full width at 10% peak height, and within +/- 0.1 AMU of true mass?	✓			✓
2. Performance check within recommended specfications? (Be>8000cps) (In >300,000 cps) (Pb >100,000 cps) (Co>100000cps) (Mg>10000cps) (CeO/Ce ≤ 0.03) (Ba++/Ba+ ≤ 0.03)(Background < 30cps @ Mass 220) CCT Performance Check (In>75000cps) (Se<20 cps)	✓			✓
B. Calibration/Instrument Run QC				
1. Instrument calibrated per manufacturer's instructions and at SOP specified levels ? Correlation coefficient ≥ .995 ?	✓			✓
2. ICV/CCV analyzed at appropriate frequency and within control limits? *(ICV: = 90 – 110%) (CCV: 90 – 110%, 200.8 = 85 -115%)*	✓			✓
3. ICB/CCB analyzed at appropriate frequency and within +/- RL?	✓			✓
4. CRI run and recovered within QC limits (+/-50%)?				✓
5. ICSA/ICSAB run at required frequency and within SOP control limits?	✓			✓
C. Sample Results				
1. Were samples with concentrations > the linear range for any parameter diluted and reanalyzed ?	✓			✓
2. All reported results bracketed by in control QC ?	✓			✓
3. Sample analyses done within holding time ?	✓			✓
D. Preparation/Matrix QC				
1. LCS done per prep batch and within QC limits ?	✓			✓
2. Method blank done per prep batch and < RL?	✓			✓
3. MS run at required frequency and within limits ?	✓			✓
4. MSD or DU run at required frequency and RPD within SOP limits ?	✓			✓
5. Serial dilution done per prep batch?	✓			✓
6. Post digest spike analyzed if required?	✓			✓
E. Other				
1. Are all nonconformances documented appropriately ?	✓			✓
2. Current IDL/LR data on file ?	✓			✓
3. Calculations checked for error ?	✓			✓
4. Transcriptions checked for error ?	✓			✓
5. All client/project specific requirements met ?	✓			✓
6. Date/time of analysis verified as correct ?	✓			✓

Level I Analyst: Karen K Coats Date: 2-26-10 Time: 6:35 - 16:19
Level I Analyst: Date: Time:
Level II Reviewer: Date: 2-26-10 Time: 6:25 - 16:19
Level II Reviewer: Date: Time:

Comments: Lithium is used for Ca

Performance Report

Sample details
Acquired at : 2/25/2010 06:16:15
Report name : STD MODE PERF REPORT [8/11/2009 07:18:25]

Mass Calibration verification

Acquisition parameters
Sweeps : 10
Dwell : 5.0 mSecs
Point spacing : 0.02 amu
Peak width measured at 10% of the peak maximum

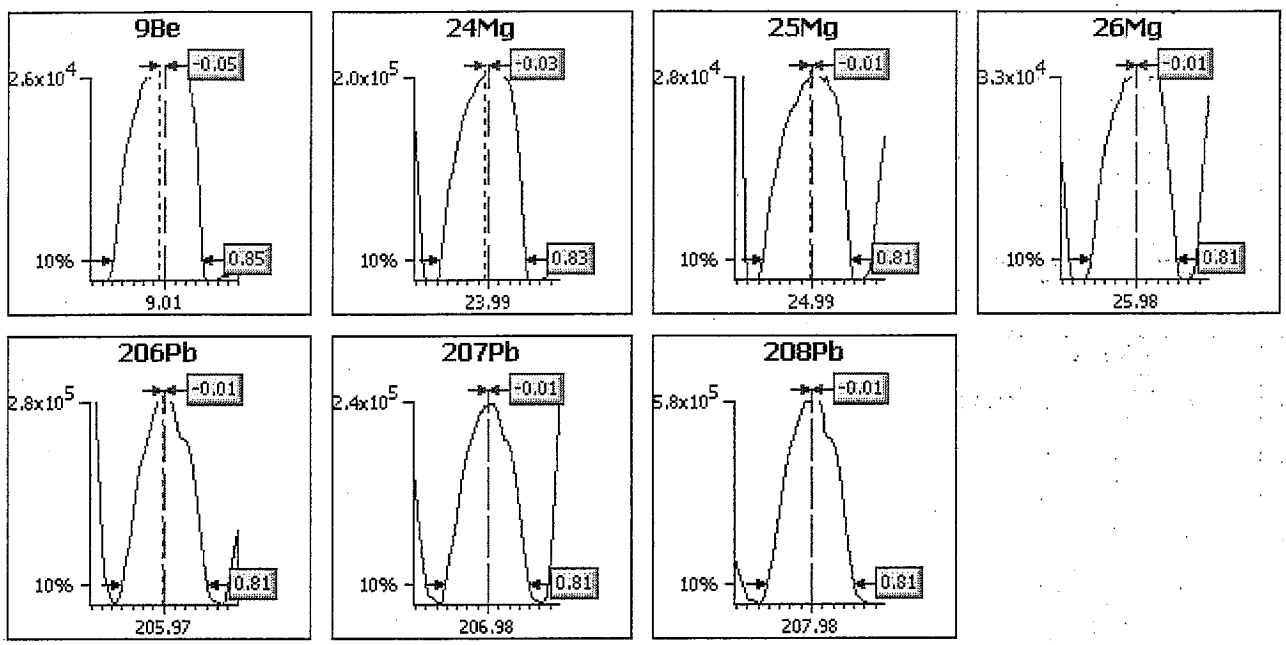

Analyte	Limits			Results	
	Max. width	Min. width	Max. error	Peak width	Peak error
9Be	0.85	0.65	0.10	0.85	-0.05
24Mg	0.85	0.65	0.10	0.83	-0.03
25Mg	0.85	0.65	0.10	0.81	-0.01
26Mg	0.85	0.65	0.10	0.81	-0.01
206Pb	0.85	0.65	0.10	0.81	-0.01
207Pb	0.85	0.65	0.10	0.81	-0.01
208Pb	0.85	0.65	0.10	0.81	-0.01

Sample details
Acquired at : 2/25/2010 06:16:15
Report name : STD MODE PERF REPORT [8/11/2009 07:18:25]

Tune conditions

Major	
Extraction	-117.6
Lens 1	-1200
Lens 2	-80.0
Focus	12.4
D1	-46.3
D2	-140
Pole Bias	0.1
Hexapole Bias	-4.0
Nebuliser	0.82

Minor	
Lens 3	-195.3
Forward power	1404
Horizontal	60
Vertical	350
DA	-46.3
Cool	13.0
Auxiliary	0.90
Sampling Depth	130

Global	
Standard resolution	135
High resolution	135
Analogue Detector	1500
PC Detector	3225

Add. Gases	
He_H2	0.00
He_H2	0.00

Sensitivity and stability results

Acquisition parameters
Sweeps : 30

Run	Time	5Bkg	9Be	24Mg	25Mg	26Mg	59Co	137Ba++	101Bkg	115In
Dwell (mSecs)		100.0	10.0	10.0	10.0	10.0	10.0	30.0	100.0	10.0
Limits	%RSD	-	5.0%	-	5.0%	-	5.0%	-	-	5.0%
	Countrate	-	>8000	>10000	>10000	>10000	>100000	-	-	>300000
1	06:16:49	0.000	28708.037	207264.12	28644.594	33747.466	363164.00	1586.742	5.667	833871.13
2	06:17:06	0.333	28394.166	210949.93	28223.877	34388.774	363307.07	1610.078	10.667	840186.75
3	06:17:24	0.000	29142.122	208310.38	28444.252	33951.212	367480.41	1690.086	5.000	839223.32
4	06:17:42	0.000	28798.192	212796.52	28908.382	33931.171	364840.01	1748.981	4.333	845922.92
5	06:18:00	0.000	28744.766	212185.47	29098.713	33891.090	366703.58	1701.198	8.000	840947.02
x		0.067	28757.457	210301.28	28663.964	33981.943	365099.02	1667.417	6.733	840030.23
σ		0.15	266.56	2417.91	350.38	240.97	1953.72	67.28	2.60	4306.23
%RSD		223.607	0.927	1.150	1.222	0.709	0.535	4.035	38.569	0.513

Run	Time	137Ba	140Ce	156Ce O	206Pb	207Pb	208Pb	220Bkg
Dwell (mSecs)		10.0	10.0	30.0	10.0	10.0	10.0	100.0
Limits	%RSD	-	-	-	-	-	5.0%	-
	Countrate	-	-	-	>100000	>100000	>100000	<30
1	06:16:49	92428.918	774782.91	21412.635	293800.27	239386.92	598068.10	0.000
2	06:17:06	94480.373	777292.47	21452.687	295116.55	240712.48	589994.52	0.333
3	06:17:24	94540.713	778426.96	21543.915	293016.65	240252.58	595577.93	0.000
4	06:17:42	92985.333	783210.08	21503.864	296436.33	243634.48	597567.27	0.000
5	06:18:00	93675.851	783227.53	20810.762	291642.87	240912.00	596496.59	0.000
x		93622.238	779387.99	21344.773	294002.53	240979.69	595540.88	0.067
σ		923.65	3737.38	302.65	1853.73	1596.05	3246.92	0.15
%RSD		0.987	0.480	1.418	0.631	0.662	0.545	223.607

Ratio results

Run	Time	137Ba++/137Ba	156Ce O/140Ce
Ratio limits		<0.0300	<0.0300
1	06:16:49	0.017	0.028
2	06:17:06	0.017	0.028
3	06:17:24	0.018	0.028
4	06:17:42	0.019	0.027
5	06:18:00	0.018	0.027
x		0.0178	0.0274
σ		0.00	0.00
%RSD		4.0968	1.6956

Result : The performance report passed.

Performance Report

Sample details
Acquired at : 2/25/2010 06:26:42
Report name : CCT MODE PERF REPORT [5/14/2008 11:21:44]

Tune conditions

Major	
Extraction	-117.6
Lens 1	-1200
Lens 2	-80.0
Focus	1.6
D1	-51.0
D2	-140
Pole Bias	-14.0
Hexapole Bias	-17.0
Nebuliser	0.82

Minor	
Lens 3	-195.3
Forward power	1404
Horizontal	60
Vertical	350
DA	-46.3
Cool	13.0
Auxiliary	0.90
Sampling Depth	130

Global	
Standard resolution	135
High resolution	135
Analogue Detector	1500
PC Detector	3225

Add. Gases	
He_H2	2.16
He_H2	0.00

Sensitivity and stability results

Acquisition parameters
Sweeps : 30

Run	Time	78Se	115In
Dwell (mSecs)		500.0	10.0
Limits	%RSD	-	5.0%
	Countrate	<20	>75000
1	06:26:43	12.600	119983.67
2	06:27:01	15.733	121353.53
3	06:27:18	14.067	121605.36
4	06:27:36	14.600	122320.56
5	06:27:53	14.533	121276.31
x		14.307	121307.88
σ		1.13	847.15
%RSD		7.926	0.698

Result : The performance report passed.

Experiment Details

Description	PlasmaLab Template BlankExperiment
Template Filename	C:\Program Files\Thermo Fisher\PlasmaLab\Templates\TEST AMERICA NORTH CANTON_QSM 3.0.tet
Created By User	martin.nash
Analyte Database	TA NORTH CANTON MULTIMODE.tea
Creation Timestamp	10/10/2007 09:08:48
Last Edited By	Upload
Last Edit Timestamp	2/25/2010 06:33:32
Instrument Detector	Simultaneous
Database Version	3,51
Acquisition Mode	Unknown

Numerical Results report key (text indicates meaning)

Blue text indicates that cell is a statistic.
Underlining indicates that a data warning flag is set.

Column headings
- No flag
- Semi Quant
- Standard Addition
- Multi Element

Result cells
- Internal Standard
- Excluded
- QC Warning
- QC Failure

Transient TRA only:
- Peak Not Found
- Manually Edited
- Merged Peak

Data warning flags
I - Invalid calibration
T - Tripped
F - Interference correction failed
M - Result over max
V - Valley integration failed
D - Different method used

Fully Quant Calibration

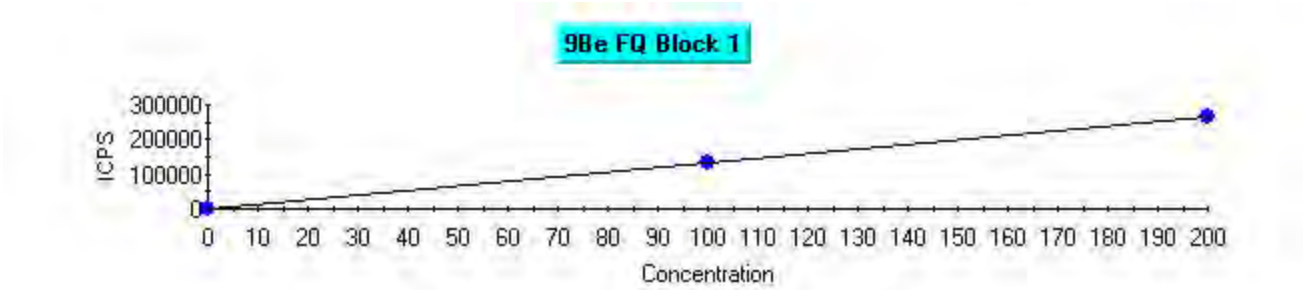

Intercept CPS=21.814631 Intercept Conc=0.016496
Sensitivity=1322.458336 Correlation Coeff=0.999906

Label	Defined	Measured	Error	Mean CPS	% Error
STD1	0.000	0.000	0.000	21.81	0.00
STD2	100.000	101.891	1.891	134768.45	1.89
STD3	200.000	199.054	0.946	263263.08	0.47

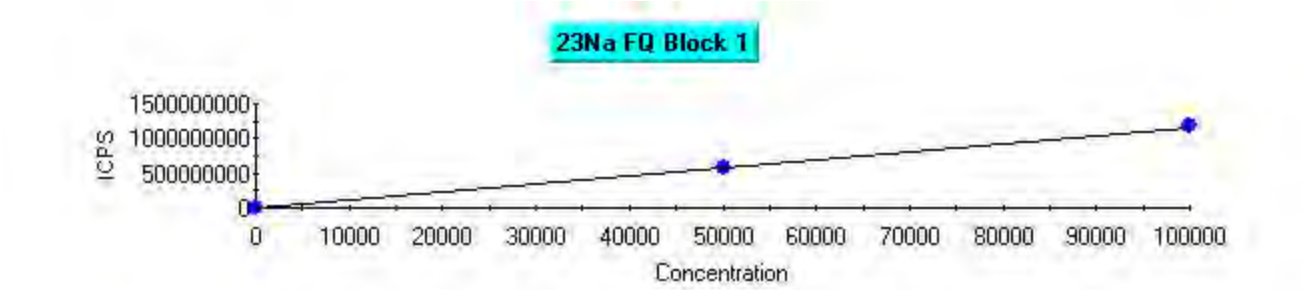

Intercept CPS=177336.622632 Intercept Conc=15.242814
Sensitivity=11634.113191 Correlation Coeff=0.999741

Label	Defined	Measured	Error	Mean CPS	% Error
STD1	0.000	-0.000	0.000	177336.62	0.00
STD2	50000.000	48410.777	1589.223	563393799.75	3.18
STD3	100000.000	100794.611	794.611	1172833253.98	0.79

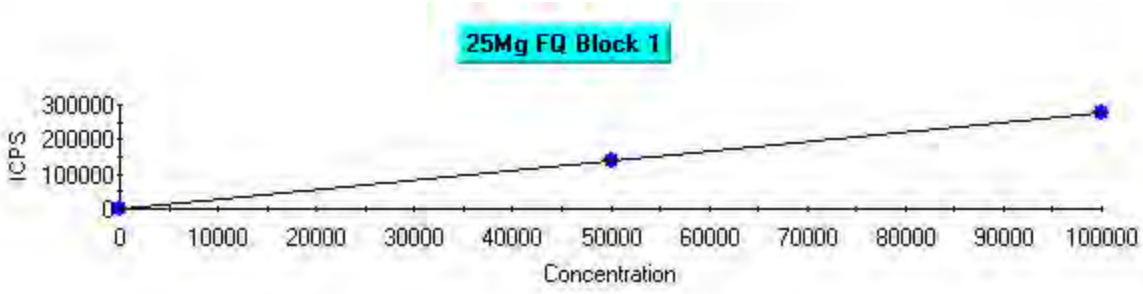

Intercept CPS=1.116765 Intercept Conc=0.403949
Sensitivity=2.764616 Correlation Coeff=1.000000

Label	Defined	Measured	Error	Mean CPS	% Error
STD1	0.000	-0.000	0.000	1.12	0.00
STD2	50000.000	50027.421	27.421	138307.72	0.05
STD3	100000.000	99986.289	13.711	276424.80	0.01

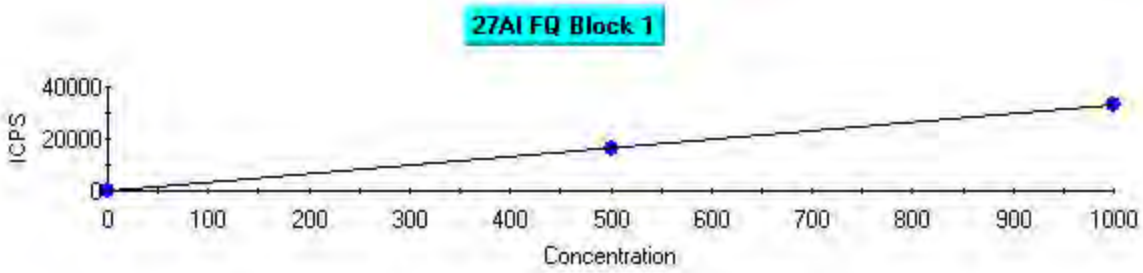

Intercept CPS=193.337158 Intercept Conc=5.935466
Sensitivity=32.573207 Correlation Coeff=0.999911

Label	Defined	Measured	Error	Mean CPS	% Error
STD1	0.000	-0.000	0.000	193.34	0.00
STD2	500.000	490.704	9.296	16177.15	1.86
STD3	1000.000	1004.648	4.648	32917.94	0.46

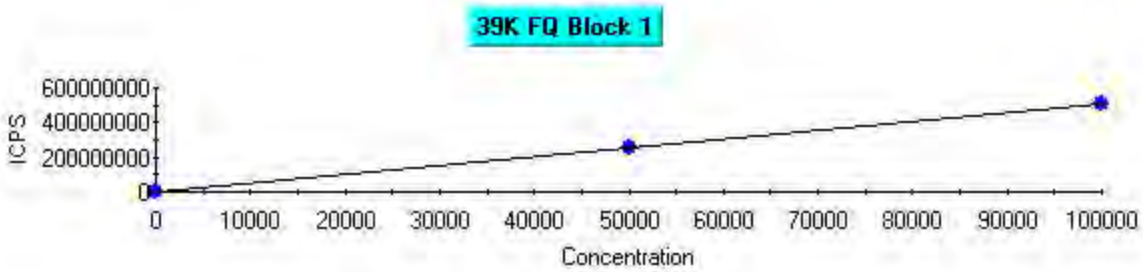

Intercept CPS=201418.453931 Intercept Conc=39.846013
Sensitivity=5054.921214 Correlation Coeff=0.999997

Label	Defined	Measured	Error	Mean CPS	% Error
STD1	0.000	0.000	0.000	201418.45	0.00
STD2	50000.000	49835.400	164.600	252115437.22	0.33
STD3	100000.000	100082.300	82.300	506109560.84	0.08

43Ca FQ Block 1

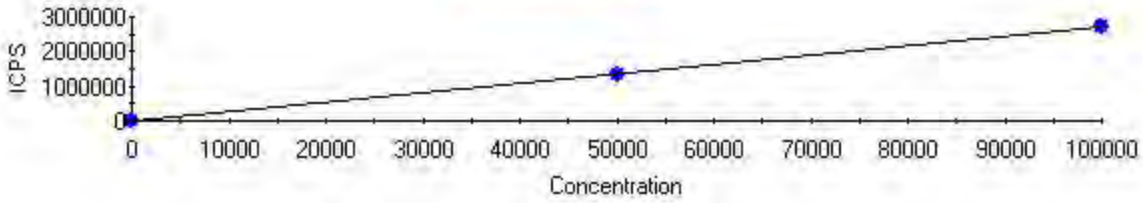

Intercept CPS=702.335259 Intercept Conc=26.004373
Sensitivity=27.008352 Correlation Coeff=0.999827

Label	Defined	Measured	Error	Mean CPS	% Error
STD1	0.000	0.000	0.000	702.34	0.00
STD2	50000.000	48701.094	1298.906	1316038.64	2.60
STD3	100000.000	100649.453	649.453	2719078.22	0.65

51V FQ Block 1

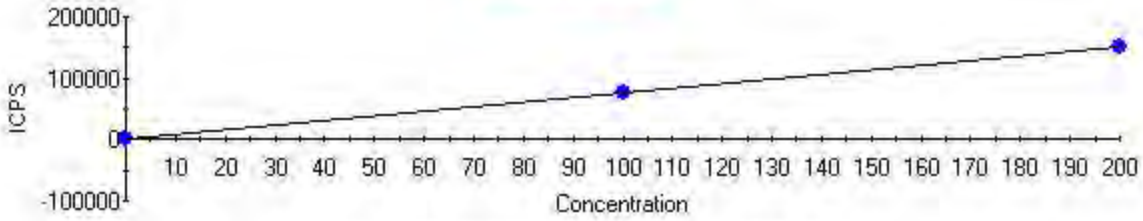

Intercept CPS=-99.172458 Intercept Conc=-0.130678
Sensitivity=758.906401 Correlation Coeff=0.999997

Label	Defined	Measured	Error	Mean CPS	% Error
STD1	0.000	0.000	0.000	-99.17	0.00
STD2	100.000	99.638	0.362	75516.49	0.36
STD3	200.000	200.181	0.181	151819.60	0.09

52Cr FQ Block 1

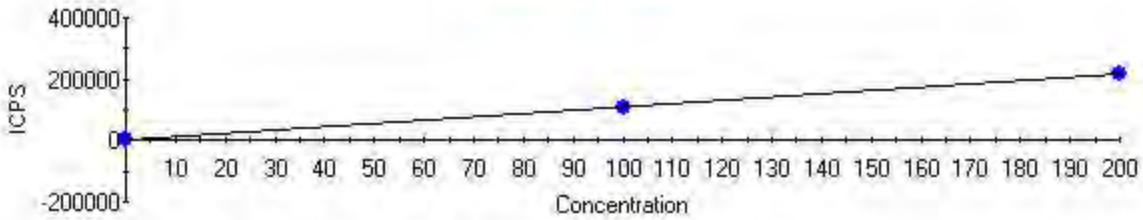

Intercept CPS=-283.530868 Intercept Conc=-0.261809
Sensitivity=1082.967110 Correlation Coeff=1.000000

Label	Defined	Measured	Error	Mean CPS	% Error
STD1	0.000	-0.000	0.000	-283.53	0.00
STD2	100.000	99.936	0.064	107943.74	0.06
STD3	200.000	200.032	0.032	216344.61	0.02

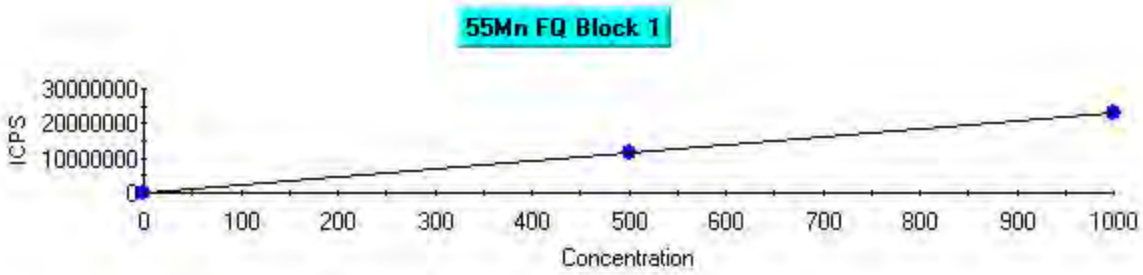

Intercept CPS=2085.711573 Intercept Conc=0.091325
Sensitivity=22838.319184 Correlation Coeff=0.999997

Label	Defined	Measured	Error	Mean CPS	% Error
STD1	0.000	-0.000	0.000	2085.71	0.00
STD2	500.000	498.303	1.697	11382477.91	0.34
STD3	1000.000	1000.849	0.849	22859788.59	0.08

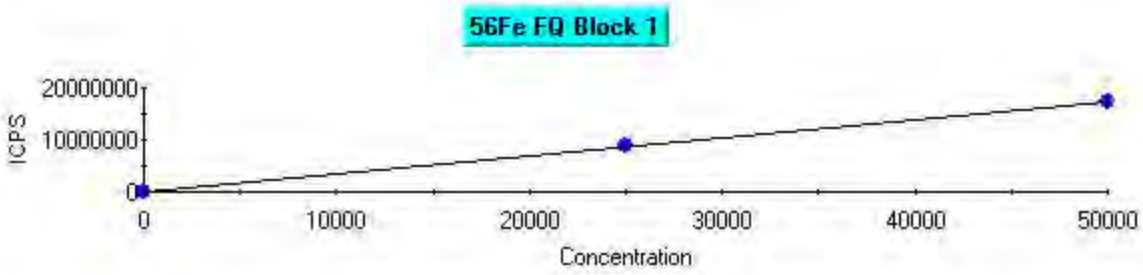

Intercept CPS=588.030803 Intercept Conc=1.685651
Sensitivity=348.844970 Correlation Coeff=0.999999

Label	Defined	Measured	Error	Mean CPS	% Error
STD1	0.000	0.000	0.000	588.03	0.00
STD2	25000.000	24950.900	49.100	8704584.00	0.20
STD3	50000.000	50024.550	24.550	17451400.69	0.05

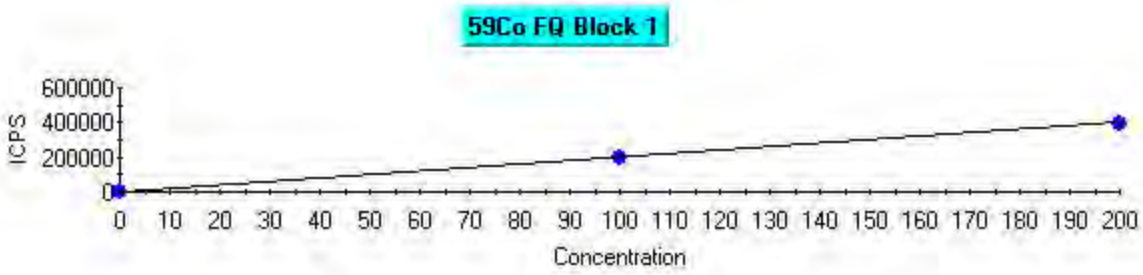

Intercept CPS=8.892696 Intercept Conc=0.004460
Sensitivity=1993.734984 Correlation Coeff=0.999987

Label	Defined	Measured	Error	Mean CPS	% Error
STD1	0.000	0.000	0.000	8.89	0.00
STD2	100.000	100.713	0.713	200803.53	0.71
STD3	200.000	199.644	0.356	398045.32	0.18

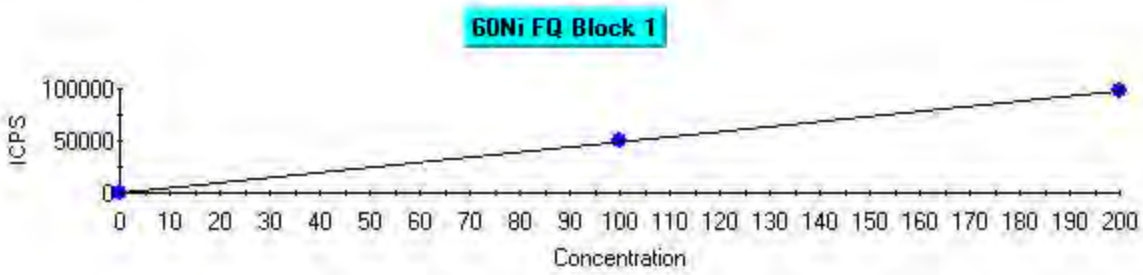

Intercept CPS=23.325637 Intercept Conc=0.047412
Sensitivity=491.978406 Correlation Coeff=0.999902

Label	Defined	Measured	Error	Mean CPS	% Error
STD1	0.000	0.000	0.000	23.33	0.00
STD2	100.000	101.927	1.927	50169.33	1.93
STD3	200.000	199.036	0.964	97944.93	0.48

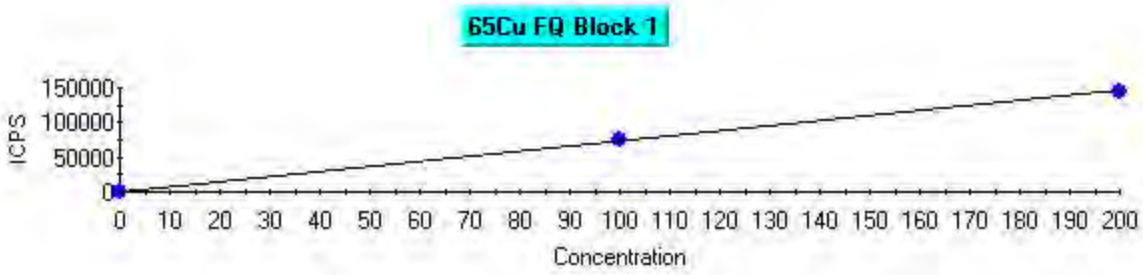

Intercept CPS=48.798718 Intercept Conc=0.066955
Sensitivity=728.832850 Correlation Coeff=0.999742

Label	Defined	Measured	Error	Mean CPS	% Error
STD1	0.000	0.000	0.000	48.80	0.00
STD2	100.000	103.122	3.122	75207.59	3.12
STD3	200.000	198.439	1.561	144677.62	0.78

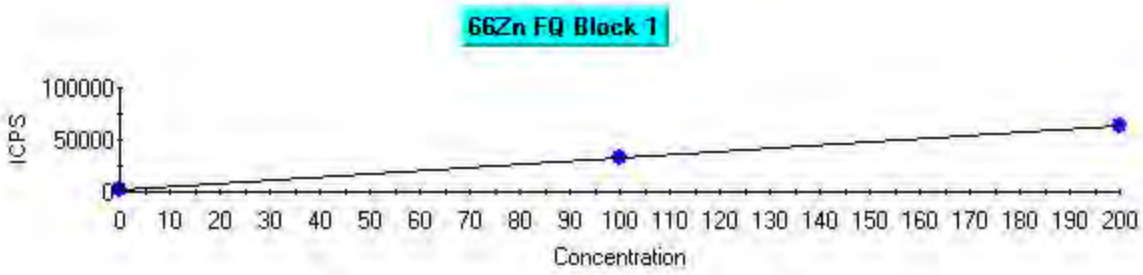

Intercept CPS=1104.576494 Intercept Conc=3.562208
Sensitivity=310.082009 Correlation Coeff=0.999999

Label	Defined	Measured	Error	Mean CPS	% Error
STD1	0.000	-0.000	0.000	1104.58	0.00
STD2	100.000	99.785	0.215	32046.18	0.21
STD3	200.000	200.107	0.107	63154.28	0.05

75As FQ Block 1

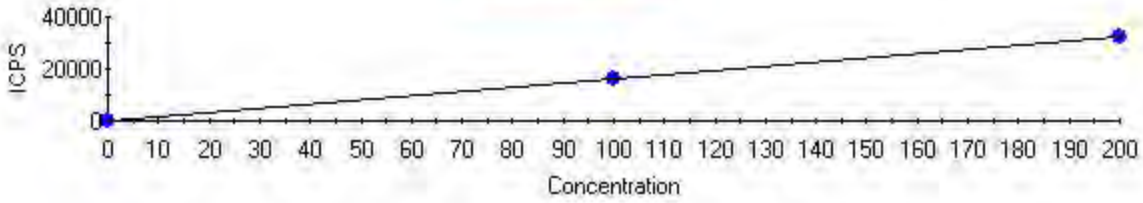

Intercept CPS=152.217136 Intercept Conc=0.943394
Sensitivity=161.350506 Correlation Coeff=0.999945

Label	Defined	Measured	Error	Mean CPS	% Error
STD1	0.000	0.000	0.000	152.22	0.00
STD2	100.000	101.451	1.451	16521.33	1.45
STD3	200.000	199.275	0.725	32305.29	0.36

78Se FQ Block 1

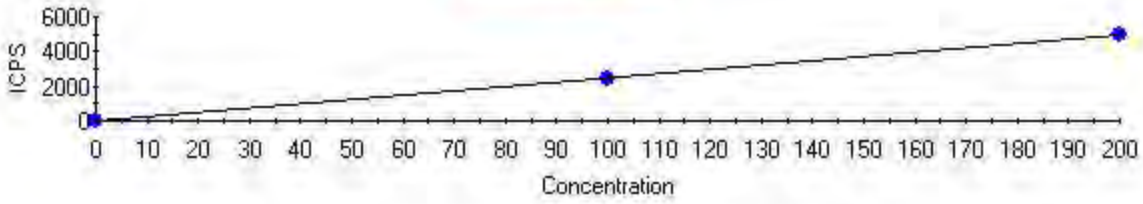

Intercept CPS=4.728113 Intercept Conc=0.192780
Sensitivity=24.525984 Correlation Coeff=0.999994

Label	Defined	Measured	Error	Mean CPS	% Error
STD1	0.000	-0.000	0.000	4.73	0.00
STD2	100.000	100.483	0.483	2469.16	0.48
STD3	200.000	199.759	0.241	4904.01	0.12

95Mo FQ Block 1

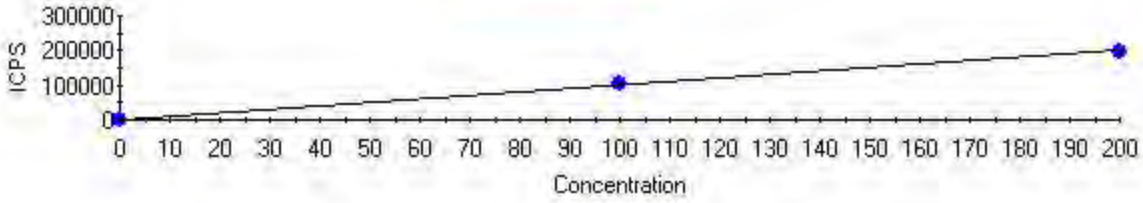

Intercept CPS=27.779149 Intercept Conc=0.027752
Sensitivity=1000.986476 Correlation Coeff=0.999579

Label	Defined	Measured	Error	Mean CPS	% Error
STD1	0.000	-0.000	0.000	27.78	0.00
STD2	100.000	103.982	3.982	104112.31	3.98
STD4	200.000	198.009	1.991	198232.13	1.00

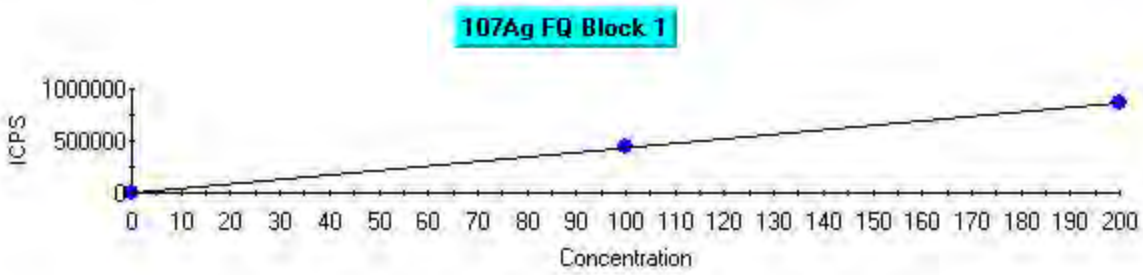

Intercept CPS=4.471298 Intercept Conc=0.001037
Sensitivity=4313.311724 Correlation Coeff=0.999825

Label	Defined	Measured	Error	Mean CPS	% Error
STD1	0.000	0.000	0.000	4.47	0.00
STD2	100.000	102.577	2.577	442449.78	2.58
STD3	200.000	198.712	1.288	857109.75	0.64

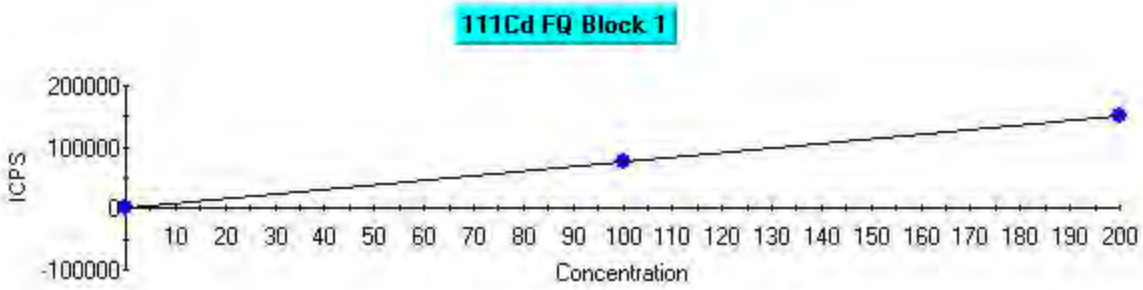

Intercept CPS=1.103144 Intercept Conc=0.001446
Sensitivity=762.853052 Correlation Coeff=0.999951

Label	Defined	Measured	Error	Mean CPS	% Error
STD1	0.000	0.000	0.000	1.10	0.00
STD2	100.000	101.368	1.368	77330.20	1.37
STD3	200.000	199.316	0.684	152049.82	0.34

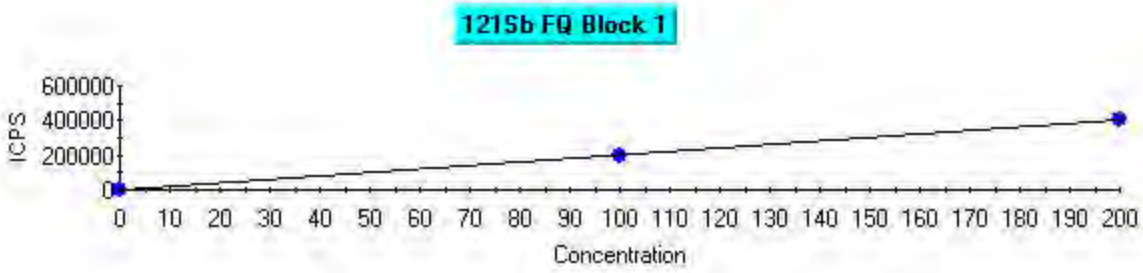

Intercept CPS=29.952312 Intercept Conc=0.014836
Sensitivity=2018.955746 Correlation Coeff=0.999994

Label	Defined	Measured	Error	Mean CPS	% Error
STD1	0.000	0.000	0.000	29.95	0.00
STD2	100.000	99.535	0.465	200987.58	0.46
STD4	200.000	200.232	0.232	404290.07	0.12

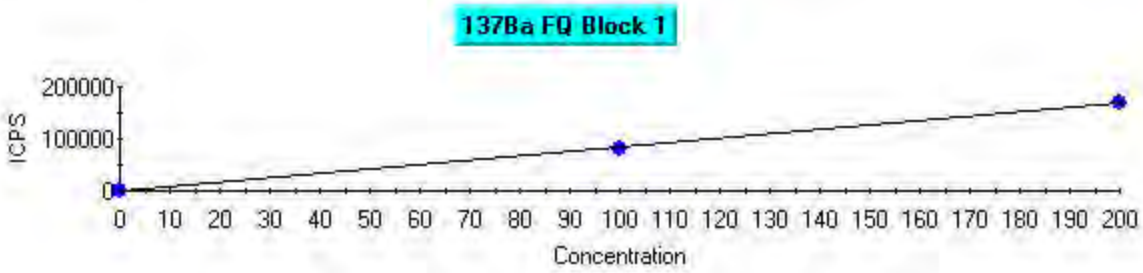

Intercept CPS=71.074158 Intercept Conc=0.084988
Sensitivity=836.288601 Correlation Coeff=0.999928

Label	Defined	Measured	Error	Mean CPS	% Error
STD1	0.000	-0.000	0.000	71.07	0.00
STD2	100.000	98.331	1.669	82304.44	1.67
STD3	200.000	200.834	0.834	168026.54	0.42

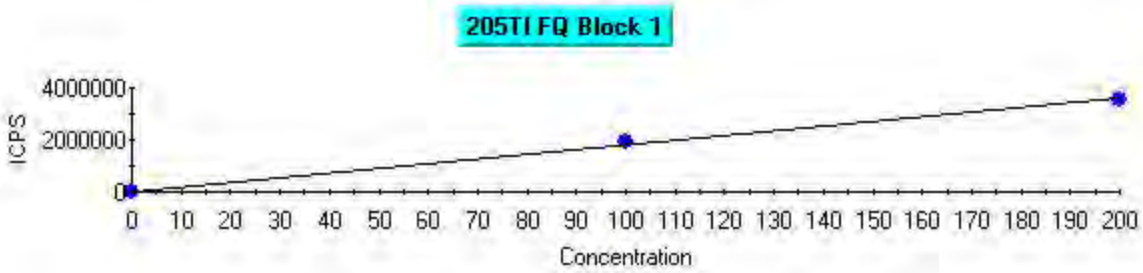

Intercept CPS=715.541451 Intercept Conc=0.039746
Sensitivity=18002.776685 Correlation Coeff=0.999280

Label	Defined	Measured	Error	Mean CPS	% Error
STD1	0.000	-0.000	0.000	715.54	0.00
STD2	100.000	105.194	5.194	1894496.09	5.19
STD3	200.000	197.403	2.597	3554519.44	1.30

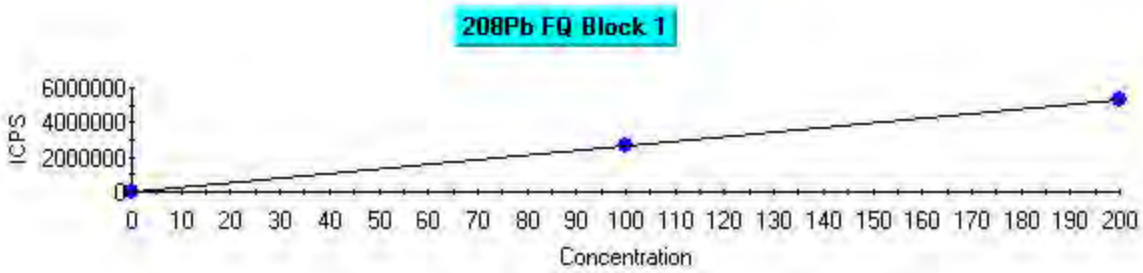

Intercept CPS=802.910895 Intercept Conc=0.030427
Sensitivity=26388.254922 Correlation Coeff=0.999996

Label	Defined	Measured	Error	Mean CPS	% Error
STD1	0.000	-0.000	0.000	802.91	0.00
STD2	100.000	99.627	0.373	2629787.37	0.37
STD3	200.000	200.186	0.186	5283374.41	0.09

Dilution Corrected Concentrations

STD1 2/25/2010 06:35:05

User Pre -dilution: 1.000

Run	Time	6Li	9Be	23Na
		ppb	ppb	ppb
x		100.000%	0.000	-0.000
%RSD		0.882	0.000	0.000
Run	**Time**	**25Mg**	**27Al**	**35Cl**
		ppb	ppb	ppb
x		-0.000	-0.000	T0.000
%RSD		0.000	0.000	T0.000
Run	**Time**	**39K**	**43Ca**	**45Sc**
		ppb	ppb	ppb
x		0.000	0.000	T100.000%
%RSD		0.000	0.000	T0.408
Run	**Time**	**45Sc**	**51V**	**52Cr**
		ppb	ppb	ppb
x		100.000%	0.000	-0.000
%RSD		0.552	0.000	0.000
Run	**Time**	**53Cl O**	**55Mn**	**56Fe**
		ppb	ppb	ppb
x		0.000	-0.000	0.000
%RSD		0.000	0.000	0.000
Run	**Time**	**59Co**	**60Ni**	**65Cu**
		ppb	ppb	ppb
x		0.000	0.000	0.000
%RSD		0.000	0.000	0.000
Run	**Time**	**66Zn**	**72Ge**	**75As**
		ppb	ppb	ppb
x		-0.000	100.000%	0.000
%RSD		0.000	1.309	0.000
Run	**Time**	**77Ar Cl**	**78Se**	**95Mo**
		ppb	ppb	ppb
x		-0.000	-0.000	-0.000
%RSD		0.000	0.000	0.000
Run	**Time**	**105Pd**	**107Ag**	**108Mo O**
		ppb	ppb	ppb
x		0.000	0.000	0.000
%RSD		0.000	0.000	0.000
Run	**Time**	**111Cd**	**115In**	**121Sb**
		ppb	ppb	ppb
x		0.000	100.000%	0.000
%RSD		0.000	1.138	0.000
Run	**Time**	**137Ba**	**159Tb**	**165Ho**
		ppb	ppb	ppb
x		-0.000	0.000	0.000
%RSD		0.000	0.000	0.000
Run	**Time**	**205Tl**	**208Pb**	**209Bi**
		ppb	ppb	ppb
x		-0.000	-0.000	100.000%
%RSD		0.000	0.000	1.080

STD2 2/25/2010 06:39:35

User Pre -dilution: 1.000

Run	Time	6Li	9Be	23Na
		ppb	ppb	ppb
x		92.421%	101.900	T 48410.000
%RSD		0.845	1.264	T 0.438
Run	**Time**	**25Mg**	**27Al**	**35Cl**
		ppb	ppb	ppb
x		50030.000	490.700	T 0.000
%RSD		0.738	2.899	T 0.000
Run	**Time**	**39K**	**43Ca**	**45Sc**
		ppb	ppb	ppb
x		T 49840.000	48700.000	T 92.059%
%RSD		T 3.870	1.163	T 0.833
Run	**Time**	**45Sc**	**51V**	**52Cr**
		ppb	ppb	ppb
x		92.780%	99.640	99.940
%RSD		1.806	0.560	0.955
Run	**Time**	**53Cl O**	**55Mn**	**56Fe**
		ppb	ppb	ppb
x		4.710	T 498.300	T 24950.000
%RSD		12.620	T 0.495	T 0.645
Run	**Time**	**59Co**	**60Ni**	**65Cu**
		ppb	ppb	ppb
x		100.700	101.900	103.100
%RSD		0.126	0.593	1.285
Run	**Time**	**66Zn**	**72Ge**	**75As**
		ppb	ppb	ppb
x		99.790	88.701%	101.500
%RSD		0.724	0.843	0.672
Run	**Time**	**77Ar Cl**	**78Se**	**95Mo**
		ppb	ppb	ppb
x		-0.292	100.500	104.000
%RSD		50.100	1.785	0.995
Run	**Time**	**105Pd**	**107Ag**	**108Mo O**
		ppb	ppb	ppb
x		0.000	102.600	40.290
%RSD		0.000	0.480	69.450
Run	**Time**	**111Cd**	**115In**	**121Sb**
		ppb	ppb	ppb
x		101.400	91.888%	99.540
%RSD		1.084	0.354	2.363
Run	**Time**	**137Ba**	**159Tb**	**165Ho**
		ppb	ppb	ppb
x		98.330	0.000	0.000
%RSD		0.616	0.000	0.000
Run	**Time**	**205Tl**	**208Pb**	**209Bi**
		ppb	ppb	ppb
x		105.200	99.630	89.585%
%RSD		0.420	0.928	0.932

STD3 2/25/2010 06:45:05

User Pre -dilution: 1.000

Run	Time	6Li	9Be	23Na
		ppb	ppb	ppb
x		89.608%	M 199.100	TM 100800.000
%RSD		2.527	M 2.396	TM 0.849
Run	**Time**	**25Mg**	**27Al**	**35Cl**
		ppb	ppb	ppb
x		M 99990.000	M 1005.000	T 0.000
%RSD		M 0.328	M 1.368	T 0.000
Run	**Time**	**39K**	**43Ca**	**45Sc**
		ppb	ppb	ppb
x		TM 100100.000	M 100600.000	T 94.838%
%RSD		TM 2.767	M 2.198	T 1.778
Run	**Time**	**45Sc**	**51V**	**52Cr**
		ppb	ppb	ppb
x		92.093%	M 200.200	M 200.000
%RSD		1.409	M 0.624	M 0.702
Run	**Time**	**53Cl O**	**55Mn**	**56Fe**
		ppb	ppb	ppb
x		10.850	TM 1001.000	TM 50020.000
%RSD		2.681	TM 1.174	TM 0.656
Run	**Time**	**59Co**	**60Ni**	**65Cu**
		ppb	ppb	ppb
x		M 199.600	M 199.000	198.400
%RSD		M 1.202	M 0.595	0.163
Run	**Time**	**66Zn**	**72Ge**	**75As**
		ppb	ppb	ppb
x		M 200.100	87.306%	M 199.300
%RSD		M 1.335	1.306	M 0.439
Run	**Time**	**77Ar Cl**	**78Se**	**95Mo**
		ppb	ppb	ppb
x		-0.783	M 199.800	0.208
%RSD		16.760	M 0.508	13.180
Run	**Time**	**105Pd**	**107Ag**	**108Mo O**
		ppb	ppb	ppb
x		0.000	198.700	157.000
%RSD		0.000	0.218	48.290
Run	**Time**	**111Cd**	**115In**	**121Sb**
		ppb	ppb	ppb
x		M 199.300	91.889%	0.056
%RSD		M 0.976	1.450	8.346
Run	**Time**	**137Ba**	**159Tb**	**165Ho**
		ppb	ppb	ppb
x		M 200.800	0.000	0.000
%RSD		M 0.775	0.000	0.000
Run	**Time**	**205Tl**	**208Pb**	**209Bi**
		ppb	ppb	ppb
x		T 197.400	M 200.200	87.539%
%RSD		T 0.151	M 0.995	0.717

STD4 2/25/2010 06:51:36

User Pre -dilution: 1.000

Run	Time	6Li	9Be	23Na
		ppb	ppb	ppb
x		96.954%	0.080	44.480
%RSD		0.897	4.095	2.067
Run	**Time**	**25Mg**	**27Al**	**35Cl**
		ppb	ppb	ppb
x		32.520	-1.488	T 0.000
%RSD		25.790	101.600	T 0.000
Run	**Time**	**39K**	**43Ca**	**45Sc**
		ppb	ppb	ppb
x		43.230	35.930	T 94.886%
%RSD		4.683	9.910	T 1.072
Run	**Time**	**45Sc**	**51V**	**52Cr**
		ppb	ppb	ppb
x		95.468%	-0.077	0.023
%RSD		1.986	83.600	112.500
Run	**Time**	**53Cl O**	**55Mn**	**56Fe**
		ppb	ppb	ppb
x		-0.340	0.471	20.670
%RSD		27.360	0.394	4.609
Run	**Time**	**59Co**	**60Ni**	**65Cu**
		ppb	ppb	ppb
x		0.091	0.198	0.498
%RSD		21.620	32.470	7.383
Run	**Time**	**66Zn**	**72Ge**	**75As**
		ppb	ppb	ppb
x		-1.310	97.024%	0.151
%RSD		21.320	1.537	9.645
Run	**Time**	**77Ar Cl**	**78Se**	**95Mo**
		ppb	ppb	ppb
x		0.106	0.056	198.000
%RSD		58.150	295.200	0.883
Run	**Time**	**105Pd**	**107Ag**	**108Mo O**
		ppb	ppb	ppb
x		0.000	0.066	10.960
%RSD		0.000	22.600	32.930
Run	**Time**	**111Cd**	**115In**	**121Sb**
		ppb	ppb	ppb
x		0.062	97.432%	M 200.200
%RSD		16.370	1.205	M 0.266
Run	**Time**	**137Ba**	**159Tb**	**165Ho**
		ppb	ppb	ppb
x		0.076	0.000	0.000
%RSD		31.640	0.000	0.000
Run	**Time**	**205Tl**	**208Pb**	**209Bi**
		ppb	ppb	ppb
x		0.404	0.128	104.306%
%RSD		3.123	4.469	0.526

ICV 2/25/2010 06:56:10 QC Status: PASS (Initial: PASS)

User Pre-dilution: 1.000

Run	Time	6Li	9Be	23Na
		ppb	ppb	ppb
x		95.602%	103.032%	T 102.593%
%RSD		1.384	1.297	T 0.484
Run	**Time**	**25Mg**	**27Al**	**35Cl**
		ppb	ppb	ppb
x		102.521%	101.204%	T 0.000
%RSD		0.765	3.168	T 0.000
Run	**Time**	**39K**	**43Ca**	**45Sc**
		ppb	ppb	ppb
x		T 94.301%	101.669%	T 95.857%
%RSD		T 1.555	0.517	T 1.264
Run	**Time**	**45Sc**	**51V**	**52Cr**
		ppb	ppb	ppb
x		94.690%	101.661%	102.888%
%RSD		1.310	0.543	0.295
Run	**Time**	**53Cl O**	**55Mn**	**56Fe**
		ppb	ppb	ppb
x		4.525	T 103.612%	T 99.699%
%RSD		14.270	T 0.430	T 0.774
Run	**Time**	**59Co**	**60Ni**	**65Cu**
		ppb	ppb	ppb
x		102.109%	103.890%	104.425%
%RSD		0.475	1.593	1.113
Run	**Time**	**66Zn**	**72Ge**	**75As**
		ppb	ppb	ppb
x		103.449%	90.966%	100.301%
%RSD		0.860	0.854	0.717
Run	**Time**	**77Ar Cl**	**78Se**	**95Mo**
		ppb	ppb	ppb
x		-0.069	100.862%	103.901%
%RSD		28.190	3.821	0.662
Run	**Time**	**105Pd**	**107Ag**	**108Mo O**
		ppb	ppb	ppb
x		0.000	106.239%	74.770
%RSD		0.000	0.248	17.280
Run	**Time**	**111Cd**	**115In**	**121Sb**
		ppb	ppb	ppb
x		104.785%	94.711%	103.112%
%RSD		0.674	0.486	1.900
Run	**Time**	**137Ba**	**159Tb**	**165Ho**
		ppb	ppb	ppb
x		100.786%	0.000	0.000
%RSD		1.153	0.000	0.000
Run	**Time**	**205Tl**	**208Pb**	**209Bi**
		ppb	ppb	ppb
x		107.771%	100.744%	95.121%
%RSD		0.656	1.339	0.316

ICB 2/25/2010 07:01:55 QC Status: PASS (Initial: PASS)

User Pre-dilution: 1.000

Run	Time	6Li	9Be	23Na
		ppb	ppb	ppb
x		100.255%	0.003	2.668
%RSD		1.720	140.900	11.740
Run	**Time**	**25Mg**	**27Al**	**35Cl**
		ppb	ppb	ppb
x		0.439	0.026	T 0.000
%RSD		166.300	2212.000	T 0.000
Run	**Time**	**39K**	**43Ca**	**45Sc**
		ppb	ppb	ppb
x		2.730	0.801	T 94.552%
%RSD		76.630	268.200	T 0.710
Run	**Time**	**45Sc**	**51V**	**52Cr**
		ppb	ppb	ppb
x		95.650%	-0.117	-0.005
%RSD		1.556	158.900	556.400
Run	**Time**	**53Cl O**	**55Mn**	**56Fe**
		ppb	ppb	ppb
x		-0.128	0.007	0.128
%RSD		202.600	44.240	18.600
Run	**Time**	**59Co**	**60Ni**	**65Cu**
		ppb	ppb	ppb
x		0.001	0.000	0.008
%RSD		214.600	14940.000	284.500
Run	**Time**	**66Zn**	**72Ge**	**75As**
		ppb	ppb	ppb
x		-0.599	94.869%	-0.017
%RSD		9.144	1.087	287.900
Run	**Time**	**77Ar Cl**	**78Se**	**95Mo**
		ppb	ppb	ppb
x		0.016	-0.061	0.214
%RSD		168.000	225.700	16.910
Run	**Time**	**105Pd**	**107Ag**	**108Mo O**
		ppb	ppb	ppb
x		0.000	0.002	0.265
%RSD		0.000	97.890	173.200
Run	**Time**	**111Cd**	**115In**	**121Sb**
		ppb	ppb	ppb
x		-0.002	97.676%	0.019
%RSD		0.928	0.365	44.140
Run	**Time**	**137Ba**	**159Tb**	**165Ho**
		ppb	ppb	ppb
x		-0.001	0.000	0.000
%RSD		4593.000	0.000	0.000
Run	**Time**	**205Tl**	**208Pb**	**209Bi**
		ppb	ppb	ppb
x		0.292	0.009	104.550%
%RSD		9.599	18.360	0.204

CRI 2/25/2010 07:06:33 QC Status: FAIL (Initial: FAIL)

User Pre-dilution: 1.000

Run	Time	6Li	9Be	23Na
		ppb	ppb	ppb
x		94.447%	109.560%	T 100.550%
%RSD		0.608	1.649	T 0.237
Run	**Time**	**25Mg**	**27Al**	**35Cl**
		ppb	ppb	ppb
x		104.928%	90.412%	T 0.000
%RSD		4.305	3.653	T 0.000
Run	**Time**	**39K**	**43Ca**	**45Sc**
		ppb	ppb	ppb
x		T 94.914%	105.206%	T 92.481%
%RSD		T 4.008	0.738	T 0.701
Run	**Time**	**45Sc**	**51V**	**52Cr**
		ppb	ppb	ppb
x		95.663%	96.883%	96.798%
%RSD		0.665	2.853	2.143
Run	**Time**	**53Cl O**	**55Mn**	**56Fe**
		ppb	ppb	ppb
x		0.316	119.498%	118.648%
%RSD		100.500	1.480	2.096
Run	**Time**	**59Co**	**60Ni**	**65Cu**
		ppb	ppb	ppb
x		105.014%	104.947%	121.072%
%RSD		4.373	6.394	4.016
Run	**Time**	**66Zn**	**72Ge**	**75As**
		ppb	ppb	ppb
x		85.249%	92.390%	106.405%
%RSD		1.460	1.584	1.228
Run	**Time**	**77Ar Cl**	**78Se**	**95Mo**
		ppb	ppb	ppb
x		0.150	102.462%	102.227%
%RSD		36.270	13.300	2.184
Run	**Time**	**105Pd**	**107Ag**	**108Mo O**
		ppb	ppb	ppb
x		0.000	107.768%	1.982
%RSD		0.000	0.651	101.400
Run	**Time**	**111Cd**	**115In**	**121Sb**
		ppb	ppb	ppb
x		106.616%	98.265%	99.991%
%RSD		11.740	0.847	3.555
Run	**Time**	**137Ba**	**159Tb**	**165Ho**
		ppb	ppb	ppb
x		96.644%	0.000	0.000
%RSD		0.614	0.000	0.000
Run	**Time**	**205Tl**	**208Pb**	**209Bi**
		ppb	ppb	ppb
x		118.587%	99.665%	103.581%
%RSD		0.562	2.043	0.151

CRIQ 2/25/2010 07:11:07 QC Status: PASS (Initial: PASS)

User Pre -dilution: 1.000

Run	Time	6Li	9Be	23Na
		ppb	ppb	ppb
x		97.202%	102.251%	T 98.433%
%RSD		0.588	2.421	T 0.888
Run	Time	25Mg	27Al	35Cl
		ppb	ppb	ppb
x		103.338%	95.814%	T 0.000
%RSD		5.863	6.062	T 0.000
Run	Time	39K	43Ca	45Sc
		ppb	ppb	ppb
x		T 92.567%	98.040%	T 92.098%
%RSD		T 4.488	0.539	T 0.971
Run	Time	45Sc	51V	52Cr
		ppb	ppb	ppb
x		94.272%	101.908%	96.769%
%RSD		0.965	1.287	0.891
Run	Time	53Cl O	55Mn	56Fe
		ppb	ppb	ppb
x		0.050	111.776%	117.539%
%RSD		258.400	1.144	1.113
Run	Time	59Co	60Ni	65Cu
		ppb	ppb	ppb
x		104.115%	106.904%	117.393%
%RSD		1.924	4.543	3.518
Run	Time	66Zn	72Ge	75As
		ppb	ppb	ppb
x		101.438%	91.269%	103.431%
%RSD		1.888	0.993	3.660
Run	Time	77Ar Cl	78Se	95Mo
		ppb	ppb	ppb
x		0.114	100.629%	101.837%
%RSD		23.690	3.508	0.337
Run	Time	105Pd	107Ag	108Mo O
		ppb	ppb	ppb
x		0.000	105.729%	2.018
%RSD		0.000	1.577	140.600
Run	Time	111Cd	115In	121Sb
		ppb	ppb	ppb
x		104.223%	98.006%	97.004%
%RSD		7.415	0.309	0.883
Run	Time	137Ba	159Tb	165Ho
		ppb	ppb	ppb
x		94.922%	0.000	0.000
%RSD		4.501	0.000	0.000
Run	Time	205Tl	208Pb	209Bi
		ppb	ppb	ppb
x		103.246%	96.356%	102.736%
%RSD		1.145	1.885	0.906

ICSA 2/25/2010 07:15:43 QC Status: FAIL (Initial: FAIL)

User Pre-dilution: 1.000

Run	Time	6Li	9Be	23Na
		ppb	ppb	ppb
x		85.232%	0.014	T 51670.000
%RSD		0.963	25.150	T 0.391
Run	**Time**	**25Mg**	**27Al**	**35Cl**
		ppb	ppb	ppb
x		52870.000	M 51240.000	0.000
%RSD		0.501	M 0.564	0.000
Run	**Time**	**39K**	**43Ca**	**45Sc**
		ppb	ppb	ppb
x		T 50840.000	51700.000	T 83.650%
%RSD		T 4.775	0.389	T 1.966
Run	**Time**	**45Sc**	**51V**	**52Cr**
		ppb	ppb	ppb
x		84.615%	-0.204	0.473
%RSD		1.862	46.070	5.071
Run	**Time**	**53Cl O**	**55Mn**	**56Fe**
		ppb	ppb	ppb
x		0.111	1.205	TM 51080.000
%RSD		94.260	1.478	TM 0.462
Run	**Time**	**59Co**	**60Ni**	**65Cu**
		ppb	ppb	ppb
x		0.052	0.387	0.245
%RSD		10.190	14.600	19.930
Run	**Time**	**66Zn**	**72Ge**	**75As**
		ppb	ppb	ppb
x		-1.659	85.769%	0.178
%RSD		9.223	3.098	19.830
Run	**Time**	**77Ar Cl**	**78Se**	**95Mo**
		ppb	ppb	ppb
x		0.225	0.043	M 1018.000
%RSD		9.292	247.000	M 0.339
Run	**Time**	**105Pd**	**107Ag**	**108Mo O**
		ppb	ppb	ppb
x		0.000	0.033	36.620
%RSD		0.000	12.980	4.962
Run	**Time**	**111Cd**	**115In**	**121Sb**
		ppb	ppb	ppb
x		-0.036	89.393%	0.116
%RSD		53.520	1.987	8.022
Run	**Time**	**137Ba**	**159Tb**	**165Ho**
		ppb	ppb	ppb
x		0.681	0.000	0.000
%RSD		9.447	0.000	0.000
Run	**Time**	**205Tl**	**208Pb**	**209Bi**
		ppb	ppb	ppb
x		0.104	0.085	91.475%
%RSD		6.710	4.679	1.860

ICSAB 2/25/2010 07:20:18 QC Status: PASS (Initial: PASS)

User Pre-dilution: 1.000

Run	Time	6Li	9Be	23Na
		ppb	ppb	ppb
x		89.855%	98.611%	T 104.867%
%RSD		1.125	0.674	T 1.880
Run	**Time**	**25Mg**	**27Al**	**35Cl**
		ppb	ppb	ppb
x		105.020%	M 102.154%	T 0.000
%RSD		1.000	M 1.409	T 0.000
Run	**Time**	**39K**	**43Ca**	**45Sc**
		ppb	ppb	ppb
x		T 98.014%	104.650%	T 87.908%
%RSD		T 2.141	0.762	T 0.577
Run	**Time**	**45Sc**	**51V**	**52Cr**
		ppb	ppb	ppb
x		88.556%	100.345%	105.185%
%RSD		2.940	1.532	1.381
Run	**Time**	**53Cl O**	**55Mn**	**56Fe**
		ppb	ppb	ppb
x		7.113	T 110.303%	TM 102.690%
%RSD		10.040	T 0.305	TM 1.363
Run	**Time**	**59Co**	**60Ni**	**65Cu**
		ppb	ppb	ppb
x		98.895%	104.178%	99.370%
%RSD		0.869	0.550	2.516
Run	**Time**	**66Zn**	**72Ge**	**75As**
		ppb	ppb	ppb
x		101.488%	88.334%	98.509%
%RSD		1.186	1.818	0.198
Run	**Time**	**77Ar Cl**	**78Se**	**95Mo**
		ppb	ppb	ppb
x		-0.076	100.851%	M 1130.000
%RSD		171.300	1.512	M 0.375
Run	**Time**	**105Pd**	**107Ag**	**108Mo O**
		ppb	ppb	ppb
x		0.000	101.913%	58.090
%RSD		0.000	0.594	64.390
Run	**Time**	**111Cd**	**115In**	**121Sb**
		ppb	ppb	ppb
x		103.749%	92.068%	100.649%
%RSD		1.453	0.707	1.461
Run	**Time**	**137Ba**	**159Tb**	**165Ho**
		ppb	ppb	ppb
x		101.117%	0.000	0.000
%RSD		2.082	0.000	0.000
Run	**Time**	**205Tl**	**208Pb**	**209Bi**
		ppb	ppb	ppb
x		108.256%	100.937%	95.100%
%RSD		0.365	0.795	0.845

CCV 2/25/2010 07:26:04 QC Status: PASS (Initial: PASS)

User Pre-dilution: 1.000

Run	Time	6Li	9Be	23Na
		ppb	ppb	ppb
x		97.599%	99.288%	T 98.981%
%RSD		0.959	1.735	T 0.711
Run	Time	25Mg	27Al	35Cl
		ppb	ppb	ppb
x		100.853%	101.167%	T 0.000
%RSD		0.589	1.300	T 0.000
Run	Time	39K	43Ca	45Sc
		ppb	ppb	ppb
x		T 99.529%	98.419%	T 96.088%
%RSD		T 2.166	0.849	T 0.581
Run	Time	45Sc	51V	52Cr
		ppb	ppb	ppb
x		96.817%	98.466%	99.093%
%RSD		1.244	0.770	0.166
Run	Time	53Cl O	55Mn	56Fe
		ppb	ppb	ppb
x		4.966	T 102.332%	T 98.408%
%RSD		16.830	T 0.709	T 1.805
Run	Time	59Co	60Ni	65Cu
		ppb	ppb	ppb
x		99.684%	99.524%	102.553%
%RSD		0.981	0.541	1.517
Run	Time	66Zn	72Ge	75As
		ppb	ppb	ppb
x		103.660%	91.173%	102.275%
%RSD		1.210	1.087	0.456
Run	Time	77Ar Cl	78Se	95Mo
		ppb	ppb	ppb
x		-0.215	104.003%	105.566%
%RSD		15.020	1.469	0.265
Run	Time	105Pd	107Ag	108Mo O
		ppb	ppb	ppb
x		0.000	102.063%	108.100
%RSD		0.000	0.834	25.160
Run	Time	111Cd	115In	121Sb
		ppb	ppb	ppb
x		102.059%	96.036%	100.158%
%RSD		0.518	0.900	0.934
Run	Time	137Ba	159Tb	165Ho
		ppb	ppb	ppb
x		99.330%	0.000	0.000
%RSD		2.095	0.000	0.000
Run	Time	205Tl	208Pb	209Bi
		ppb	ppb	ppb
x		105.757%	98.839%	97.629%
%RSD		0.242	0.515	0.480

CCB 2/25/2010 07:32:06 QC Status: FAIL (Initial: FAIL)

User Pre-dilution: 1.000

Run	Time	6Li	9Be	23Na
		ppb	ppb	ppb
x		98.467%	0.013	9.029
%RSD		0.732	51.650	9.469
Run	**Time**	**25Mg**	**27Al**	**35Cl**
		ppb	ppb	ppb
x		5.864	2.503	T 0.000
%RSD		63.220	60.310	T 0.000
Run	**Time**	**39K**	**43Ca**	**45Sc**
		ppb	ppb	ppb
x		9.407	8.203	T 94.465%
%RSD		13.060	28.080	T 1.026
Run	**Time**	**45Sc**	**51V**	**52Cr**
		ppb	ppb	ppb
x		95.951%	-0.196	0.010
%RSD		1.289	71.000	271.100
Run	**Time**	**53Cl O**	**55Mn**	**56Fe**
		ppb	ppb	ppb
x		0.274	0.055	3.750
%RSD		99.160	14.310	21.750
Run	**Time**	**59Co**	**60Ni**	**65Cu**
		ppb	ppb	ppb
x		0.013	0.005	-0.007
%RSD		34.440	178.100	316.700
Run	**Time**	**66Zn**	**72Ge**	**75As**
		ppb	ppb	ppb
x		-0.335	94.283%	0.048
%RSD		91.980	1.567	98.750
Run	**Time**	**77Ar Cl**	**78Se**	**95Mo**
		ppb	ppb	ppb
x		0.024	0.029	0.734
%RSD		201.600	13.890	6.041
Run	**Time**	**105Pd**	**107Ag**	**108Mo O**
		ppb	ppb	ppb
x		0.000	0.011	0.000
%RSD		0.000	33.440	0.000
Run	**Time**	**111Cd**	**115In**	**121Sb**
		ppb	ppb	ppb
x		0.007	99.069%	0.022
%RSD		61.870	0.506	33.990
Run	**Time**	**137Ba**	**159Tb**	**165Ho**
		ppb	ppb	ppb
x		0.023	0.000	0.000
%RSD		69.640	0.000	0.000
Run	**Time**	**205Tl**	**208Pb**	**209Bi**
		ppb	ppb	ppb
x		0.305	0.016	107.818%
%RSD		7.317	25.590	0.395

LVXLMC 2/25/2010 07:36:38 QC Status: PASS (Initial: PASS)

User Pre -dilution: 1.000

Run	Time	6Li	9Be	23Na
		ppb	ppb	ppb
x		92.721%	90.510	T 9931.000
%RSD		1.114	1.896	T 1.003
Run	**Time**	**25Mg**	**27Al**	**35Cl**
		ppb	ppb	ppb
x		10150.000	M 10060.000	T 0.000
%RSD		2.087	M 0.877	T 0.000
Run	**Time**	**39K**	**43Ca**	**45Sc**
		ppb	ppb	ppb
x		T 9863.000	9950.000	T 87.058%
%RSD		T 2.368	0.600	T 0.945
Run	**Time**	**45Sc**	**51V**	**52Cr**
		ppb	ppb	ppb
x		88.271%	96.270	99.350
%RSD		1.487	0.653	0.920
Run	**Time**	**53Cl O**	**55Mn**	**56Fe**
		ppb	ppb	ppb
x		5.683	T 105.700	T 10080.000
%RSD		3.880	T 0.494	T 0.638
Run	**Time**	**59Co**	**60Ni**	**65Cu**
		ppb	ppb	ppb
x		100.000	100.900	113.900
%RSD		0.570	0.482	0.289
Run	**Time**	**66Zn**	**72Ge**	**75As**
		ppb	ppb	ppb
x		101.300	82.685%	86.920
%RSD		2.460	1.163	0.984
Run	**Time**	**77Ar Cl**	**78Se**	**95Mo**
		ppb	ppb	ppb
x		-0.044	83.280	99.710
%RSD		229.700	0.908	1.549
Run	**Time**	**105Pd**	**107Ag**	**108Mo O**
		ppb	ppb	ppb
x		0.000	101.800	8.113
%RSD		0.000	0.164	515.800
Run	**Time**	**111Cd**	**115In**	**121Sb**
		ppb	ppb	ppb
x		94.460	90.758%	92.390
%RSD		0.396	0.827	0.504
Run	**Time**	**137Ba**	**159Tb**	**165Ho**
		ppb	ppb	ppb
x		97.240	0.000	0.000
%RSD		0.343	0.000	0.000
Run	**Time**	**205Tl**	**208Pb**	**209Bi**
		ppb	ppb	ppb
x		104.500	98.470	98.043%
%RSD		0.053	0.689	0.346

LVXLRB 2/25/2010 07:42:06 QC Status: PASS (Initial: PASS)

User Pre -dilution: 1.000

Run	Time	6Li	9Be	23Na
		ppb	ppb	ppb
x		98.031%	0.002	61.980
%RSD		1.393	213.800	2.624
Run	**Time**	**25Mg**	**27Al**	**35Cl**
		ppb	ppb	ppb
x		18.770	10.710	T 0.000
%RSD		29.720	18.570	T 0.000
Run	**Time**	**39K**	**43Ca**	**45Sc**
		ppb	ppb	ppb
x		41.680	99.610	T 93.836%
%RSD		3.747	3.449	T 1.130
Run	**Time**	**45Sc**	**51V**	**52Cr**
		ppb	ppb	ppb
x		91.903%	-0.050	0.584
%RSD		1.875	166.700	18.840
Run	**Time**	**53Cl O**	**55Mn**	**56Fe**
		ppb	ppb	ppb
x		0.176	12.250	44.350
%RSD		64.360	0.165	5.683
Run	**Time**	**59Co**	**60Ni**	**65Cu**
		ppb	ppb	ppb
x		0.005	0.222	0.414
%RSD		37.670	31.190	2.147
Run	**Time**	**66Zn**	**72Ge**	**75As**
		ppb	ppb	ppb
x		5.900	90.571%	0.087
%RSD		1.397	1.129	151.800
Run	**Time**	**77Ar Cl**	**78Se**	**95Mo**
		ppb	ppb	ppb
x		0.233	-0.003	0.428
%RSD		21.120	2793.000	3.032
Run	**Time**	**105Pd**	**107Ag**	**108Mo O**
		ppb	ppb	ppb
x		0.000	0.004	-0.318
%RSD		0.000	42.110	316.900
Run	**Time**	**111Cd**	**115In**	**121Sb**
		ppb	ppb	ppb
x		0.004	96.750%	0.033
%RSD		156.800	0.736	15.180
Run	**Time**	**137Ba**	**159Tb**	**165Ho**
		ppb	ppb	ppb
x		0.366	0.000	0.000
%RSD		4.046	0.000	0.000
Run	**Time**	**205Tl**	**208Pb**	**209Bi**
		ppb	ppb	ppb
x		0.339	0.204	104.643%
%RSD		9.223	4.921	0.289

LVXLRC 2/25/2010 07:46:44 QC Status: PASS (Initial: PASS)

User Pre -dilution: 1.000

Run	Time	6Li	9Be	23Na
		ppb	ppb	ppb
x		93.120%	89.790	T 9842.000
%RSD		0.288	1.230	T 0.119
Run	**Time**	**25Mg**	**27Al**	**35Cl**
		ppb	ppb	ppb
x		10240.000	M 9910.000	T 0.000
%RSD		1.619	M 0.823	T 0.000
Run	**Time**	**39K**	**43Ca**	**45Sc**
		ppb	ppb	ppb
x		T 9169.000	9628.000	T 86.420%
%RSD		T 1.041	0.355	T 0.827
Run	**Time**	**45Sc**	**51V**	**52Cr**
		ppb	ppb	ppb
x		88.709%	95.780	97.440
%RSD		0.464	0.740	0.221
Run	**Time**	**53Cl O**	**55Mn**	**56Fe**
		ppb	ppb	ppb
x		5.856	T 105.100	T 9984.000
%RSD		27.340	T 0.619	T 1.499
Run	**Time**	**59Co**	**60Ni**	**65Cu**
		ppb	ppb	ppb
x		98.000	99.410	100.800
%RSD		0.616	1.489	0.321
Run	**Time**	**66Zn**	**72Ge**	**75As**
		ppb	ppb	ppb
x		98.300	82.445%	85.260
%RSD		1.909	0.785	1.541
Run	**Time**	**77Ar Cl**	**78Se**	**95Mo**
		ppb	ppb	ppb
x		-0.067	79.390	99.450
%RSD		64.110	4.245	1.628
Run	**Time**	**105Pd**	**107Ag**	**108Mo O**
		ppb	ppb	ppb
x		0.000	101.300	39.900
%RSD		0.000	0.637	249.400
Run	**Time**	**111Cd**	**115In**	**121Sb**
		ppb	ppb	ppb
x		91.680	92.115%	88.090
%RSD		1.074	0.132	1.160
Run	**Time**	**137Ba**	**159Tb**	**165Ho**
		ppb	ppb	ppb
x		95.810	0.000	0.000
%RSD		1.276	0.000	0.000
Run	**Time**	**205Tl**	**208Pb**	**209Bi**
		ppb	ppb	ppb
x		103.000	96.630	97.819%
%RSD		0.439	0.954	0.498

LVTQQ 2/25/2010 07:51:47 QC Status: PASS (Initial: PASS)

User Pre-dilution: 1.000

Run	Time	6Li	9Be	23Na
		ppb	ppb	ppb
x		108.547%	5.125	T 316.900
%RSD		0.545	0.719	T 0.807
Run	**Time**	**25Mg**	**27Al**	**35Cl**
		ppb	ppb	ppb
x		17420.000	TM 99320.000	T 0.000
%RSD		0.948	TM 0.280	T 0.000
Run	**Time**	**39K**	**43Ca**	**45Sc**
		ppb	ppb	ppb
x		T 5405.000	8179.000	T 108.263%
%RSD		T 2.735	0.729	T 0.758
Run	**Time**	**45Sc**	**51V**	**52Cr**
		ppb	ppb	ppb
x		105.860%	M 215.500	M 228.600
%RSD		1.089	M 0.288	M 0.193
Run	**Time**	**53Cl O**	**55Mn**	**56Fe**
		ppb	ppb	ppb
x		15.250	TM 11140.000	TM 211100.000
%RSD		0.815	TM 1.027	TM 0.878
Run	**Time**	**59Co**	**60Ni**	**65Cu**
		ppb	ppb	ppb
x		131.700	176.000	M 215.800
%RSD		0.345	1.188	M 1.075
Run	**Time**	**66Zn**	**72Ge**	**75As**
		ppb	ppb	ppb
x		M 828.800	100.390%	96.140
%RSD		M 0.849	1.691	0.896
Run	**Time**	**77Ar Cl**	**78Se**	**95Mo**
		ppb	ppb	ppb
x		0.437	7.986	13.300
%RSD		22.320	12.080	1.582
Run	**Time**	**105Pd**	**107Ag**	**108Mo O**
		ppb	ppb	ppb
x		0.000	0.398	-18.730
%RSD		0.000	3.868	36.740
Run	**Time**	**111Cd**	**115In**	**121Sb**
		ppb	ppb	ppb
x		1.205	100.425%	1.334
%RSD		2.629	1.721	2.107
Run	**Time**	**137Ba**	**159Tb**	**165Ho**
		ppb	ppb	ppb
x		M 756.600	0.000	0.000
%RSD		M 0.379	0.000	0.000
Run	**Time**	**205Tl**	**208Pb**	**209Bi**
		ppb	ppb	ppb
x		1.945	159.700	102.456%
%RSD		1.014	0.510	0.684

LVTQ1 2/25/2010 07:56:26 QC Status: PASS (Initial: PASS)

User Pre-dilution: 1.000

Run	Time	6Li	9Be	23Na
		ppb	ppb	ppb
x		110.575%	5.005	T 349.000
%RSD		0.810	1.735	T 0.954
Run	**Time**	**25Mg**	**27Al**	**35Cl**
		ppb	ppb	ppb
x		20950.000	TM 104800.000	T 0.000
%RSD		0.684	TM 0.743	T 0.000
Run	**Time**	**39K**	**43Ca**	**45Sc**
		ppb	ppb	ppb
x		T 7016.000	7222.000	T 111.579%
%RSD		T 2.854	1.211	T 0.588
Run	**Time**	**45Sc**	**51V**	**52Cr**
		ppb	ppb	ppb
x		106.685%	M 209.400	M 353.300
%RSD		1.412	M 0.979	M 0.315
Run	**Time**	**53Cl O**	**55Mn**	**56Fe**
		ppb	ppb	ppb
x		23.300	TM 4567.000	TM 235700.000
%RSD		2.158	TM 0.170	TM 2.030
Run	**Time**	**59Co**	**60Ni**	**65Cu**
		ppb	ppb	ppb
x		90.660	M 248.700	150.100
%RSD		0.293	M 0.624	0.703
Run	**Time**	**66Zn**	**72Ge**	**75As**
		ppb	ppb	ppb
x		M 476.900	100.557%	108.600
%RSD		M 0.640	0.818	0.613
Run	**Time**	**77Ar Cl**	**78Se**	**95Mo**
		ppb	ppb	ppb
x		0.602	8.051	13.260
%RSD		5.624	4.457	0.734
Run	**Time**	**105Pd**	**107Ag**	**108Mo O**
		ppb	ppb	ppb
x		0.000	0.363	-32.390
%RSD		0.000	4.692	37.790
Run	**Time**	**111Cd**	**115In**	**121Sb**
		ppb	ppb	ppb
x		0.913	101.651%	1.093
%RSD		7.858	1.106	3.776
Run	**Time**	**137Ba**	**159Tb**	**165Ho**
		ppb	ppb	ppb
x		M 669.500	0.000	0.000
%RSD		M 0.531	0.000	0.000
Run	**Time**	**205Tl**	**208Pb**	**209Bi**
		ppb	ppb	ppb
x		1.783	166.400	101.931%
%RSD		1.153	0.867	0.562

LVTQ2 2/25/2010 08:01:08 QC Status: PASS (Initial: PASS)

User Pre-dilution: 1.000

Run	Time	6Li	9Be	23Na
		ppb	ppb	ppb
x		110.219%	5.283	T 412.700
%RSD		0.167	0.563	T 0.652
Run	**Time**	**25Mg**	**27Al**	**35Cl**
		ppb	ppb	ppb
x		22320.000	TM 105900.000	T 0.000
%RSD		1.062	TM 0.276	T 0.000
Run	**Time**	**39K**	**43Ca**	**45Sc**
		ppb	ppb	ppb
x		T 7670.000	7335.000	T 111.152%
%RSD		T 4.721	0.192	T 1.149
Run	**Time**	**45Sc**	**51V**	**52Cr**
		ppb	ppb	ppb
x		106.434%	M 204.700	M 280.000
%RSD		1.111	M 0.090	M 0.247
Run	**Time**	**53Cl O**	**55Mn**	**56Fe**
		ppb	ppb	ppb
x		18.710	TM 4497.000	TM 244900.000
%RSD		2.739	TM 0.615	TM 0.867
Run	**Time**	**59Co**	**60Ni**	**65Cu**
		ppb	ppb	ppb
x		92.180	M 219.600	154.400
%RSD		0.933	M 0.143	0.598
Run	**Time**	**66Zn**	**72Ge**	**75As**
		ppb	ppb	ppb
x		M 490.100	100.454%	111.900
%RSD		M 0.426	1.584	0.622
Run	**Time**	**77Ar Cl**	**78Se**	**95Mo**
		ppb	ppb	ppb
x		0.724	8.590	12.550
%RSD		18.870	2.526	0.841
Run	**Time**	**105Pd**	**107Ag**	**108Mo O**
		ppb	ppb	ppb
x		0.000	0.332	-29.400
%RSD		0.000	1.319	31.060
Run	**Time**	**111Cd**	**115In**	**121Sb**
		ppb	ppb	ppb
x		0.834	100.842%	1.015
%RSD		13.420	1.528	8.216
Run	**Time**	**137Ba**	**159Tb**	**165Ho**
		ppb	ppb	ppb
x		M 661.300	0.000	0.000
%RSD		M 0.487	0.000	0.000
Run	**Time**	**205Tl**	**208Pb**	**209Bi**
		ppb	ppb	ppb
x		1.756	144.400	101.196%
%RSD		1.507	0.175	1.794

LVTQ3 2/25/2010 08:05:40 QC Status: PASS (Initial: PASS)

User Pre-dilution: 1.000

Run	Time	6Li	9Be	23Na
		ppb	ppb	ppb
x		108.257%	5.577	T 387.600
%RSD		1.464	3.411	T 1.353
Run	**Time**	**25Mg**	**27Al**	**35Cl**
		ppb	ppb	ppb
x		22220.000	TM 112000.000	T 0.000
%RSD		1.087	TM 0.558	T 0.000
Run	**Time**	**39K**	**43Ca**	**45Sc**
		ppb	ppb	ppb
x		T 7412.000	5752.000	T 110.291%
%RSD		T 0.821	2.091	T 1.051
Run	**Time**	**45Sc**	**51V**	**52Cr**
		ppb	ppb	ppb
x		105.443%	M 229.800	M 331.200
%RSD		1.261	M 0.834	M 0.722
Run	**Time**	**53Cl O**	**55Mn**	**56Fe**
		ppb	ppb	ppb
x		19.860	TM 9014.000	TM 218500.000
%RSD		4.672	TM 1.124	TM 0.984
Run	**Time**	**59Co**	**60Ni**	**65Cu**
		ppb	ppb	ppb
x		111.200	M 221.500	108.600
%RSD		0.379	M 0.791	0.941
Run	**Time**	**66Zn**	**72Ge**	**75As**
		ppb	ppb	ppb
x		M 525.600	100.390%	101.400
%RSD		M 0.321	1.768	0.482
Run	**Time**	**77Ar Cl**	**78Se**	**95Mo**
		ppb	ppb	ppb
x		0.690	8.477	14.320
%RSD		15.990	4.720	3.186
Run	**Time**	**105Pd**	**107Ag**	**108Mo O**
		ppb	ppb	ppb
x		0.000	0.364	-21.610
%RSD		0.000	4.708	33.090
Run	**Time**	**111Cd**	**115In**	**121Sb**
		ppb	ppb	ppb
x		1.236	100.438%	1.108
%RSD		2.833	1.293	2.413
Run	**Time**	**137Ba**	**159Tb**	**165Ho**
		ppb	ppb	ppb
x		M 637.500	0.000	0.000
%RSD		M 0.428	0.000	0.000
Run	**Time**	**205Tl**	**208Pb**	**209Bi**
		ppb	ppb	ppb
x		1.729	186.200	101.742%
%RSD		1.746	0.290	1.781

LVTT0 2/25/2010 08:10:12 QC Status: PASS (Initial: PASS)

User Pre -dilution: 1.000

Run	Time	6Li	9Be	23Na
		ppb	ppb	ppb
x		106.559%	5.278	T 488.900
%RSD		1.298	0.981	T 1.594
Run	**Time**	**25Mg**	**27Al**	**35Cl**
		ppb	ppb	ppb
x		36120.000	TM 114000.000	T 0.000
%RSD		0.685	TM 0.378	T 0.000
Run	**Time**	**39K**	**43Ca**	**45Sc**
		ppb	ppb	ppb
x		T 10570.000	49090.000	T 108.122%
%RSD		T 3.806	1.625	T 0.555
Run	**Time**	**45Sc**	**51V**	**52Cr**
		ppb	ppb	ppb
x		102.257%	M 207.200	M 414.600
%RSD		1.785	M 0.691	M 1.137
Run	**Time**	**53Cl O**	**55Mn**	**56Fe**
		ppb	ppb	ppb
x		25.540	TM 4097.000	TM 258400.000
%RSD		6.888	TM 0.831	TM 0.510
Run	**Time**	**59Co**	**60Ni**	**65Cu**
		ppb	ppb	ppb
x		88.350	M 313.100	164.600
%RSD		0.952	M 0.861	1.538
Run	**Time**	**66Zn**	**72Ge**	**75As**
		ppb	ppb	ppb
x		M 526.600	94.758%	117.400
%RSD		M 1.109	1.889	1.288
Run	**Time**	**77Ar Cl**	**78Se**	**95Mo**
		ppb	ppb	ppb
x		0.610	8.481	18.300
%RSD		17.020	3.808	0.191
Run	**Time**	**105Pd**	**107Ag**	**108Mo O**
		ppb	ppb	ppb
x		0.000	0.253	-41.340
%RSD		0.000	4.165	21.740
Run	**Time**	**111Cd**	**115In**	**121Sb**
		ppb	ppb	ppb
x		1.011	95.670%	1.329
%RSD		4.012	0.992	1.982
Run	**Time**	**137Ba**	**159Tb**	**165Ho**
		ppb	ppb	ppb
x		M 607.100	0.000	0.000
%RSD		M 1.288	0.000	0.000
Run	**Time**	**205Tl**	**208Pb**	**209Bi**
		ppb	ppb	ppb
x		1.730	146.800	97.197%
%RSD		0.780	0.624	1.076

LVTT9 2/25/2010 08:14:49 QC Status: PASS (Initial: PASS)

User Pre -dilution: 1.000

Run	Time	6Li	9Be	23Na
		ppb	ppb	ppb
x		111.423%	5.296	T 307.800
%RSD		1.375	1.488	T 1.378
Run	**Time**	**25Mg**	**27Al**	**35Cl**
		ppb	ppb	ppb
x		21820.000	TM 101200.000	T 0.000
%RSD		1.036	TM 0.599	T 0.000
Run	**Time**	**39K**	**43Ca**	**45Sc**
		ppb	ppb	ppb
x		T 6471.000	10770.000	T 112.269%
%RSD		T 0.982	0.801	T 0.425
Run	**Time**	**45Sc**	**51V**	**52Cr**
		ppb	ppb	ppb
x		104.605%	M 216.600	M 246.900
%RSD		1.582	M 0.838	M 0.469
Run	**Time**	**53Cl O**	**55Mn**	**56Fe**
		ppb	ppb	ppb
x		16.230	TM 12550.000	TM 217900.000
%RSD		2.312	TM 0.393	TM 1.373
Run	**Time**	**59Co**	**60Ni**	**65Cu**
		ppb	ppb	ppb
x		104.200	176.900	98.970
%RSD		0.353	0.251	0.353
Run	**Time**	**66Zn**	**72Ge**	**75As**
		ppb	ppb	ppb
x		M 485.100	99.840%	98.040
%RSD		M 0.763	0.709	0.872
Run	**Time**	**77Ar Cl**	**78Se**	**95Mo**
		ppb	ppb	ppb
x		0.530	8.819	19.280
%RSD		20.420	6.921	1.384
Run	**Time**	**105Pd**	**107Ag**	**108Mo O**
		ppb	ppb	ppb
x		0.000	0.419	-11.400
%RSD		0.000	5.008	21.160
Run	**Time**	**111Cd**	**115In**	**121Sb**
		ppb	ppb	ppb
x		1.569	99.506%	1.115
%RSD		8.701	1.317	4.440
Run	**Time**	**137Ba**	**159Tb**	**165Ho**
		ppb	ppb	ppb
x		M 692.600	0.000	0.000
%RSD		M 0.661	0.000	0.000
Run	**Time**	**205Tl**	**208Pb**	**209Bi**
		ppb	ppb	ppb
x		1.791	185.200	101.479%
%RSD		1.012	1.137	0.638

LVTVA 2/25/2010 08:19:22 QC Status: PASS (Initial: PASS)

User Pre-dilution: 1.000

Run	Time	6Li	9Be	23Na
		ppb	ppb	ppb
x		114.190%	5.348	T 318.000
%RSD		1.342	2.685	T 1.244
Run	**Time**	**25Mg**	**27Al**	**35Cl**
		ppb	ppb	ppb
x		22980.000	TM 107200.000	T 0.000
%RSD		0.216	TM 0.726	T 0.000
Run	**Time**	**39K**	**43Ca**	**45Sc**
		ppb	ppb	ppb
x		T 7370.000	11290.000	T 114.166%
%RSD		T 3.890	1.275	T 0.805
Run	**Time**	**45Sc**	**51V**	**52Cr**
		ppb	ppb	ppb
x		106.465%	M 234.900	M 273.900
%RSD		1.485	M 0.687	M 0.404
Run	**Time**	**53Cl O**	**55Mn**	**56Fe**
		ppb	ppb	ppb
x		18.450	TM 11390.000	TM 236800.000
%RSD		11.270	TM 0.750	TM 0.794
Run	**Time**	**59Co**	**60Ni**	**65Cu**
		ppb	ppb	ppb
x		98.170	196.100	106.300
%RSD		1.243	0.618	0.438
Run	**Time**	**66Zn**	**72Ge**	**75As**
		ppb	ppb	ppb
x		M 554.200	100.051%	106.100
%RSD		M 0.465	1.107	1.365
Run	**Time**	**77Ar Cl**	**78Se**	**95Mo**
		ppb	ppb	ppb
x		0.507	8.352	19.770
%RSD		12.050	11.690	0.982
Run	**Time**	**105Pd**	**107Ag**	**108Mo O**
		ppb	ppb	ppb
x		0.000	0.401	-24.840
%RSD		0.000	5.580	36.150
Run	**Time**	**111Cd**	**115In**	**121Sb**
		ppb	ppb	ppb
x		1.568	99.610%	1.043
%RSD		2.440	1.806	3.906
Run	**Time**	**137Ba**	**159Tb**	**165Ho**
		ppb	ppb	ppb
x		M 689.700	0.000	0.000
%RSD		M 0.103	0.000	0.000
Run	**Time**	**205Tl**	**208Pb**	**209Bi**
		ppb	ppb	ppb
x		1.685	177.200	100.703%
%RSD		2.432	0.662	1.116

CCV 1 2/25/2010 08:24:05 QC Status: FAIL (Initial: FAIL)

User Pre-dilution: 1.000

Run	Time	6Li	9Be	23Na
		ppb	ppb	ppb
x		92.309%	100.396%	T 104.660%
%RSD		1.639	0.716	T 2.720
Run	**Time**	**25Mg**	**27Al**	**35Cl**
		ppb	ppb	ppb
x		101.585%	118.090%	0.000
%RSD		1.682	4.566	0.000
Run	**Time**	**39K**	**43Ca**	**45Sc**
		ppb	ppb	ppb
x		T 100.696%	95.118%	T 87.966%
%RSD		T 3.144	0.651	T 1.237
Run	**Time**	**45Sc**	**51V**	**52Cr**
		ppb	ppb	ppb
x		84.491%	98.157%	99.697%
%RSD		2.302	0.210	0.895
Run	**Time**	**53Cl O**	**55Mn**	**56Fe**
		ppb	ppb	ppb
x		5.637	T 103.213%	T 100.431%
%RSD		9.312	T 0.564	T 1.358
Run	**Time**	**59Co**	**60Ni**	**65Cu**
		ppb	ppb	ppb
x		99.960%	100.105%	102.901%
%RSD		1.525	2.368	1.356
Run	**Time**	**66Zn**	**72Ge**	**75As**
		ppb	ppb	ppb
x		103.093%	81.023%	99.792%
%RSD		1.643	2.255	2.454
Run	**Time**	**77Ar Cl**	**78Se**	**95Mo**
		ppb	ppb	ppb
x		-0.209	102.503%	102.312%
%RSD		3.705	1.543	0.204
Run	**Time**	**105Pd**	**107Ag**	**108Mo O**
		ppb	ppb	ppb
x		0.000	102.111%	72.650
%RSD		0.000	0.420	12.110
Run	**Time**	**111Cd**	**115In**	**121Sb**
		ppb	ppb	ppb
x		102.058%	86.846%	98.451%
%RSD		1.107	1.244	0.789
Run	**Time**	**137Ba**	**159Tb**	**165Ho**
		ppb	ppb	ppb
x		97.680%	0.000	0.000
%RSD		0.254	0.000	0.000
Run	**Time**	**205Tl**	**208Pb**	**209Bi**
		ppb	ppb	ppb
x		105.518%	97.948%	91.181%
%RSD		0.609	1.176	0.833

CCB 1 2/25/2010 08:30:51 QC Status: FAIL (Initial: FAIL)

User Pre-dilution: 1.000

Run	Time	6Li	9Be	23Na
		ppb	ppb	ppb
x		93.569%	0.020	14.050
%RSD		1.609	57.050	4.057
Run	**Time**	**25Mg**	**27Al**	**35Cl**
		ppb	ppb	ppb
x		31.820	19.610	T 0.000
%RSD		14.810	20.480	T 0.000
Run	**Time**	**39K**	**43Ca**	**45Sc**
		ppb	ppb	ppb
x		13.820	11.760	T 89.686%
%RSD		12.990	18.360	T 0.523
Run	**Time**	**45Sc**	**51V**	**52Cr**
		ppb	ppb	ppb
x		87.166%	0.265	0.085
%RSD		1.976	18.370	28.240
Run	**Time**	**53Cl O**	**55Mn**	**56Fe**
		ppb	ppb	ppb
x		-0.241	0.384	59.190
%RSD		33.330	3.343	10.280
Run	**Time**	**59Co**	**60Ni**	**65Cu**
		ppb	ppb	ppb
x		0.077	0.118	0.101
%RSD		22.660	32.920	32.300
Run	**Time**	**66Zn**	**72Ge**	**75As**
		ppb	ppb	ppb
x		-0.299	87.163%	0.169
%RSD		71.510	1.227	18.360
Run	**Time**	**77Ar Cl**	**78Se**	**95Mo**
		ppb	ppb	ppb
x		0.005	-0.007	0.192
%RSD		141.100	382.500	17.910
Run	**Time**	**105Pd**	**107Ag**	**108Mo O**
		ppb	ppb	ppb
x		0.000	0.059	0.072
%RSD		0.000	14.270	1011.000
Run	**Time**	**111Cd**	**115In**	**121Sb**
		ppb	ppb	ppb
x		0.075	92.248%	0.068
%RSD		37.510	0.807	19.640
Run	**Time**	**137Ba**	**159Tb**	**165Ho**
		ppb	ppb	ppb
x		0.182	0.000	0.000
%RSD		49.840	0.000	0.000
Run	**Time**	**205Tl**	**208Pb**	**209Bi**
		ppb	ppb	ppb
x		0.234	0.092	104.248%
%RSD		6.509	11.730	0.753

CCV 2/25/2010 08:37:36 QC Status: PASS (Initial: PASS)

User Pre-dilution: 1.000

Run	Time	6Li	9Be	23Na
		ppb	ppb	ppb
x		87.722%	102.127%	T 100.427%
%RSD		1.031	0.693	T 0.957
Run	**Time**	**25Mg**	**27Al**	**35Cl**
		ppb	ppb	ppb
x		100.942%	104.630%	0.000
%RSD		1.318	2.844	0.000
Run	**Time**	**39K**	**43Ca**	**45Sc**
		ppb	ppb	ppb
x		T 99.592%	97.247%	T 85.490%
%RSD		T 2.760	1.116	T 0.520
Run	**Time**	**45Sc**	**51V**	**52Cr**
		ppb	ppb	ppb
x		85.122%	98.138%	99.640%
%RSD		1.199	0.944	0.412
Run	**Time**	**53Cl O**	**55Mn**	**56Fe**
		ppb	ppb	ppb
x		5.772	T 102.553%	T 101.442%
%RSD		9.237	T 1.159	T 0.566
Run	**Time**	**59Co**	**60Ni**	**65Cu**
		ppb	ppb	ppb
x		100.036%	100.617%	102.484%
%RSD		1.043	1.119	0.605
Run	**Time**	**66Zn**	**72Ge**	**75As**
		ppb	ppb	ppb
x		103.836%	81.113%	100.948%
%RSD		0.556	1.679	0.874
Run	**Time**	**77Ar Cl**	**78Se**	**95Mo**
		ppb	ppb	ppb
x		-0.337	103.922%	104.049%
%RSD		50.970	2.179	0.305
Run	**Time**	**105Pd**	**107Ag**	**108Mo O**
		ppb	ppb	ppb
x		0.000	102.888%	96.910
%RSD		0.000	0.516	44.810
Run	**Time**	**111Cd**	**115In**	**121Sb**
		ppb	ppb	ppb
x		103.092%	86.771%	100.076%
%RSD		0.606	2.115	0.934
Run	**Time**	**137Ba**	**159Tb**	**165Ho**
		ppb	ppb	ppb
x		99.350%	0.000	0.000
%RSD		1.150	0.000	0.000
Run	**Time**	**205Tl**	**208Pb**	**209Bi**
		ppb	ppb	ppb
x		104.884%	98.999%	92.313%
%RSD		0.862	0.731	0.815

CCB 2/25/2010 08:44:24 QC Status: PASS (Initial: PASS)

User Pre-dilution: 1.000

Run	Time	6Li	9Be	23Na
		ppb	ppb	ppb
x		91.985%	0.024	11.650
%RSD		1.100	52.300	3.729
Run	**Time**	**25Mg**	**27Al**	**35Cl**
		ppb	ppb	ppb
x		11.890	3.478	T 0.000
%RSD		39.550	55.920	T 0.000
Run	**Time**	**39K**	**43Ca**	**45Sc**
		ppb	ppb	ppb
x		12.040	9.015	T 87.539%
%RSD		30.760	27.610	T 1.007
Run	**Time**	**45Sc**	**51V**	**52Cr**
		ppb	ppb	ppb
x		88.156%	-0.138	-0.012
%RSD		1.006	103.000	141.500
Run	**Time**	**53Cl O**	**55Mn**	**56Fe**
		ppb	ppb	ppb
x		-0.236	0.235	11.130
%RSD		83.380	6.107	17.930
Run	**Time**	**59Co**	**60Ni**	**65Cu**
		ppb	ppb	ppb
x		0.035	0.027	0.062
%RSD		8.381	89.900	24.900
Run	**Time**	**66Zn**	**72Ge**	**75As**
		ppb	ppb	ppb
x		-0.379	87.416%	0.016
%RSD		62.370	0.841	523.900
Run	**Time**	**77Ar Cl**	**78Se**	**95Mo**
		ppb	ppb	ppb
x		0.000	0.072	0.183
%RSD		354800.000	132.600	31.540
Run	**Time**	**105Pd**	**107Ag**	**108Mo O**
		ppb	ppb	ppb
x		0.000	0.027	0.590
%RSD		0.000	4.742	142.800
Run	**Time**	**111Cd**	**115In**	**121Sb**
		ppb	ppb	ppb
x		0.014	91.809%	0.036
%RSD		83.640	1.315	16.350
Run	**Time**	**137Ba**	**159Tb**	**165Ho**
		ppb	ppb	ppb
x		0.022	0.000	0.000
%RSD		43.720	0.000	0.000
Run	**Time**	**205Tl**	**208Pb**	**209Bi**
		ppb	ppb	ppb
x		0.233	0.032	103.949%
%RSD		8.659	19.150	0.671

LVXLRB 2/25/2010 08:51:10 QC Status: PASS (Initial: FAIL)

User Pre -dilution: 1.000

Run	Time	6Li	9Be	23Na
		ppb	ppb	ppb
x		91.880%	0.031	66.450
%RSD		1.659	19.910	1.158
Run	**Time**	**25Mg**	**27Al**	**35Cl**
		ppb	ppb	ppb
x		23.400	13.950	T 0.000
%RSD		38.340	9.088	T 0.000
Run	**Time**	**39K**	**43Ca**	**45Sc**
		ppb	ppb	ppb
x		50.840	102.000	T 88.362%
%RSD		0.975	7.905	T 0.715
Run	**Time**	**45Sc**	**51V**	**52Cr**
		ppb	ppb	ppb
x		85.961%	-0.212	0.608
%RSD		1.037	81.100	8.887
Run	**Time**	**53Cl O**	**55Mn**	**56Fe**
		ppb	ppb	ppb
x		0.230	12.000	62.360
%RSD		44.990	2.073	2.679
Run	**Time**	**59Co**	**60Ni**	**65Cu**
		ppb	ppb	ppb
x		0.056	0.297	0.505
%RSD		11.630	10.830	1.798
Run	**Time**	**66Zn**	**72Ge**	**75As**
		ppb	ppb	ppb
x		6.015	83.359%	0.184
%RSD		4.510	1.002	46.540
Run	**Time**	**77Ar Cl**	**78Se**	**95Mo**
		ppb	ppb	ppb
x		0.270	0.003	0.187
%RSD		17.150	2524.000	24.670
Run	**Time**	**105Pd**	**107Ag**	**108Mo O**
		ppb	ppb	ppb
x		0.000	0.039	0.074
%RSD		0.000	23.900	997.100
Run	**Time**	**111Cd**	**115In**	**121Sb**
		ppb	ppb	ppb
x		0.049	90.195%	0.034
%RSD		36.450	1.667	15.570
Run	**Time**	**137Ba**	**159Tb**	**165Ho**
		ppb	ppb	ppb
x		0.400	0.000	0.000
%RSD		11.030	0.000	0.000
Run	**Time**	**205Tl**	**208Pb**	**209Bi**
		ppb	ppb	ppb
x		0.177	0.235	101.118%
%RSD		6.681	2.358	0.584

LVXLRC 2/25/2010 08:57:58 QC Status: PASS (Initial: PASS)

User Pre-dilution: 1.000

Run	Time	6Li	9Be	23Na
		ppb	ppb	ppb
x		86.685%	88.110	T 10100.000
%RSD		0.791	2.606	T 0.500
Run	**Time**	**25Mg**	**27Al**	**35Cl**
		ppb	ppb	ppb
x		10180.000	M 9931.000	0.000
%RSD		1.622	M 0.425	0.000
Run	**Time**	**39K**	**43Ca**	**45Sc**
		ppb	ppb	ppb
x		T 9460.000	9560.000	T 82.029%
%RSD		T 3.778	0.775	T 0.650
Run	**Time**	**45Sc**	**51V**	**52Cr**
		ppb	ppb	ppb
x		79.229%	95.120	97.770
%RSD		0.922	1.394	0.538
Run	**Time**	**53Cl O**	**55Mn**	**56Fe**
		ppb	ppb	ppb
x		5.478	T 104.000	10890.000
%RSD		19.610	T 0.668	0.777
Run	**Time**	**59Co**	**60Ni**	**65Cu**
		ppb	ppb	ppb
x		98.980	100.600	101.000
%RSD		1.660	0.757	0.537
Run	**Time**	**66Zn**	**72Ge**	**75As**
		ppb	ppb	ppb
x		99.150	75.037%	85.150
%RSD		1.571	2.806	1.837
Run	**Time**	**77Ar Cl**	**78Se**	**95Mo**
		ppb	ppb	ppb
x		0.107	80.150	98.840
%RSD		166.300	2.347	0.960
Run	**Time**	**105Pd**	**107Ag**	**108Mo O**
		ppb	ppb	ppb
x		0.000	100.500	45.380
%RSD		0.000	0.889	77.370
Run	**Time**	**111Cd**	**115In**	**121Sb**
		ppb	ppb	ppb
x		92.330	84.625%	89.140
%RSD		0.371	0.990	0.989
Run	**Time**	**137Ba**	**159Tb**	**165Ho**
		ppb	ppb	ppb
x		96.070	0.000	0.000
%RSD		1.627	0.000	0.000
Run	**Time**	**205Tl**	**208Pb**	**209Bi**
		ppb	ppb	ppb
x		104.000	97.370	93.499%
%RSD		0.810	0.280	0.733

LVTQQ/10 2/25/2010 09:04:44 QC Status: PASS (Initial: PASS)

User Pre-dilution: 1.000

Run	Time	6Li	9Be	23Na
		ppb	ppb	ppb
x		96.402%	0.645	44.810
%RSD		2.170	0.823	1.130
Run	**Time**	**25Mg**	**27Al**	**35Cl**
		ppb	ppb	ppb
x		1756.000	M 10940.000	T 0.000
%RSD		1.535	M 1.378	T 0.000
Run	**Time**	**39K**	**43Ca**	**45Sc**
		ppb	ppb	ppb
x		555.300	808.500	T 94.972%
%RSD		0.297	1.636	T 0.742
Run	**Time**	**45Sc**	**51V**	**52Cr**
		ppb	ppb	ppb
x		94.042%	21.940	22.890
%RSD		0.823	1.409	0.558
Run	**Time**	**53Cl O**	**55Mn**	**56Fe**
		ppb	ppb	ppb
x		0.919	TM 1124.000	T 21940.000
%RSD		48.410	TM 0.501	T 1.437
Run	**Time**	**59Co**	**60Ni**	**65Cu**
		ppb	ppb	ppb
x		13.010	18.470	23.590
%RSD		0.571	1.216	1.402
Run	**Time**	**66Zn**	**72Ge**	**75As**
		ppb	ppb	ppb
x		97.250	93.586%	10.920
%RSD		2.285	2.139	2.163
Run	**Time**	**77Ar Cl**	**78Se**	**95Mo**
		ppb	ppb	ppb
x		0.047	0.806	1.407
%RSD		51.050	29.680	5.195
Run	**Time**	**105Pd**	**107Ag**	**108Mo O**
		ppb	ppb	ppb
x		0.000	0.068	-4.838
%RSD		0.000	20.650	25.060
Run	**Time**	**111Cd**	**115In**	**121Sb**
		ppb	ppb	ppb
x		0.167	96.860%	0.268
%RSD		7.167	2.069	5.213
Run	**Time**	**137Ba**	**159Tb**	**165Ho**
		ppb	ppb	ppb
x		74.300	0.000	0.000
%RSD		0.495	0.000	0.000
Run	**Time**	**205Tl**	**208Pb**	**209Bi**
		ppb	ppb	ppb
x		0.338	16.370	105.756%
%RSD		3.008	0.768	0.406

LVTQ1/10 2/25/2010 09:11:30 QC Status: PASS (Initial: PASS)

User Pre-dilution: 1.000

Run	Time	6Li	9Be	23Na
		ppb	ppb	ppb
x		103.779%	0.572	42.510
%RSD		1.651	4.929	1.954
Run	**Time**	**25Mg**	**27Al**	**35Cl**
		ppb	ppb	ppb
x		2111.000	M 11590.000	T 0.000
%RSD		2.335	M 1.128	T 0.000
Run	**Time**	**39K**	**43Ca**	**45Sc**
		ppb	ppb	ppb
x		T 740.200	718.300	T 103.412%
%RSD		T 2.412	1.551	T 0.417
Run	**Time**	**45Sc**	**51V**	**52Cr**
		ppb	ppb	ppb
x		99.790%	20.170	34.850
%RSD		0.469	0.421	0.853
Run	**Time**	**53Cl O**	**55Mn**	**56Fe**
		ppb	ppb	ppb
x		2.702	T 457.600	T 23990.000
%RSD		16.020	T 1.308	T 1.492
Run	**Time**	**59Co**	**60Ni**	**65Cu**
		ppb	ppb	ppb
x		9.112	25.430	16.190
%RSD		1.939	0.829	0.581
Run	**Time**	**66Zn**	**72Ge**	**75As**
		ppb	ppb	ppb
x		54.650	99.088%	12.440
%RSD		1.179	1.882	2.547
Run	**Time**	**77Ar Cl**	**78Se**	**95Mo**
		ppb	ppb	ppb
x		0.043	0.892	1.214
%RSD		84.160	3.303	2.614
Run	**Time**	**105Pd**	**107Ag**	**108Mo O**
		ppb	ppb	ppb
x		0.000	0.063	1.064
%RSD		0.000	16.010	90.680
Run	**Time**	**111Cd**	**115In**	**121Sb**
		ppb	ppb	ppb
x		0.100	101.279%	0.165
%RSD		12.390	1.197	8.504
Run	**Time**	**137Ba**	**159Tb**	**165Ho**
		ppb	ppb	ppb
x		65.720	0.000	0.000
%RSD		1.717	0.000	0.000
Run	**Time**	**205Tl**	**208Pb**	**209Bi**
		ppb	ppb	ppb
x		0.235	16.850	107.306%
%RSD		1.281	0.626	1.132

LVTQ2 / 10 2/25/2010 09:18:17 QC Status: PASS (Initial: PASS)

User Pre -dilution: 1.000

Run	Time	6Li	9Be	23Na
		ppb	ppb	ppb
x		109.498%	0.576	46.140
%RSD		0.733	1.886	1.404
Run	**Time**	**25Mg**	**27Al**	**35Cl**
		ppb	ppb	ppb
x		2208.000	M 11690.000	T 0.000
%RSD		3.509	M 1.452	T 0.000
Run	**Time**	**39K**	**43Ca**	**45Sc**
		ppb	ppb	ppb
x		T 775.600	709.900	T 107.453%
%RSD		T 2.164	1.909	T 0.335
Run	**Time**	**45Sc**	**51V**	**52Cr**
		ppb	ppb	ppb
x		102.824%	20.630	27.610
%RSD		1.252	0.775	0.889
Run	**Time**	**53Cl O**	**55Mn**	**56Fe**
		ppb	ppb	ppb
x		1.795	T 451.800	T 25120.000
%RSD		23.980	T 1.074	T 1.511
Run	**Time**	**59Co**	**60Ni**	**65Cu**
		ppb	ppb	ppb
x		9.342	23.230	16.310
%RSD		3.070	0.515	0.400
Run	**Time**	**66Zn**	**72Ge**	**75As**
		ppb	ppb	ppb
x		58.270	100.575%	12.810
%RSD		0.665	2.193	1.291
Run	**Time**	**77Ar Cl**	**78Se**	**95Mo**
		ppb	ppb	ppb
x		0.070	0.887	1.140
%RSD		24.570	8.436	6.309
Run	**Time**	**105Pd**	**107Ag**	**108Mo O**
		ppb	ppb	ppb
x		0.000	0.037	-2.376
%RSD		0.000	27.440	29.950
Run	**Time**	**111Cd**	**115In**	**121Sb**
		ppb	ppb	ppb
x		0.101	102.201%	0.138
%RSD		10.190	1.077	1.340
Run	**Time**	**137Ba**	**159Tb**	**165Ho**
		ppb	ppb	ppb
x		64.480	0.000	0.000
%RSD		0.731	0.000	0.000
Run	**Time**	**205Tl**	**208Pb**	**209Bi**
		ppb	ppb	ppb
x		0.198	14.640	106.603%
%RSD		1.304	0.993	0.638

LVTQ3/10 2/25/2010 09:25:05 QC Status: PASS (Initial: PASS)

User Pre-dilution: 1.000

Run	Time	6Li	9Be	23Na
		ppb	ppb	ppb
x		111.120%	0.625	47.330
%RSD		2.289	3.008	3.287
Run	**Time**	**25Mg**	**27Al**	**35Cl**
		ppb	ppb	ppb
x		2231.000	M 12370.000	T 0.000
%RSD		3.762	M 0.709	T 0.000
Run	**Time**	**39K**	**43Ca**	**45Sc**
		ppb	ppb	ppb
x		T 782.400	581.300	T 110.657%
%RSD		T 2.360	1.998	T 0.454
Run	**Time**	**45Sc**	**51V**	**52Cr**
		ppb	ppb	ppb
x		103.919%	22.590	33.140
%RSD		1.997	1.392	0.904
Run	**Time**	**53Cl O**	**55Mn**	**56Fe**
		ppb	ppb	ppb
x		2.588	T 884.200	T 22140.000
%RSD		12.660	T 0.413	T 1.203
Run	**Time**	**59Co**	**60Ni**	**65Cu**
		ppb	ppb	ppb
x		11.120	23.550	11.640
%RSD		1.215	3.264	2.603
Run	**Time**	**66Zn**	**72Ge**	**75As**
		ppb	ppb	ppb
x		60.770	102.333%	11.390
%RSD		2.623	2.166	2.615
Run	**Time**	**77Ar Cl**	**78Se**	**95Mo**
		ppb	ppb	ppb
x		0.033	1.052	1.337
%RSD		84.980	5.866	6.819
Run	**Time**	**105Pd**	**107Ag**	**108Mo O**
		ppb	ppb	ppb
x		0.000	0.038	-2.419
%RSD		0.000	15.910	45.370
Run	**Time**	**111Cd**	**115In**	**121Sb**
		ppb	ppb	ppb
x		0.123	102.662%	0.130
%RSD		7.965	0.875	8.848
Run	**Time**	**137Ba**	**159Tb**	**165Ho**
		ppb	ppb	ppb
x		62.940	0.000	0.000
%RSD		0.751	0.000	0.000
Run	**Time**	**205Tl**	**208Pb**	**209Bi**
		ppb	ppb	ppb
x		0.183	18.990	106.351%
%RSD		5.091	0.534	0.997

LVTT0/10 2/25/2010 09:31:51 QC Status: PASS (Initial: PASS)

User Pre-dilution: 1.000

Run	Time	6Li	9Be	23Na
		ppb	ppb	ppb
x		111.199%	0.575	56.250
%RSD		1.692	4.212	2.526
Run	**Time**	**25Mg**	**27Al**	**35Cl**
		ppb	ppb	ppb
x		3717.000	M 12830.000	T 0.000
%RSD		3.674	M 1.570	T 0.000
Run	**Time**	**39K**	**43Ca**	**45Sc**
		ppb	ppb	ppb
x		T 1068.000	4599.000	T 106.714%
%RSD		T 2.665	1.835	T 0.093
Run	**Time**	**45Sc**	**51V**	**52Cr**
		ppb	ppb	ppb
x		99.410%	21.290	41.310
%RSD		2.088	2.828	1.351
Run	**Time**	**53Cl O**	**55Mn**	**56Fe**
		ppb	ppb	ppb
x		2.868	T 406.900	T 26240.000
%RSD		28.030	T 0.814	T 1.423
Run	**Time**	**59Co**	**60Ni**	**65Cu**
		ppb	ppb	ppb
x		8.905	33.060	17.750
%RSD		0.766	1.417	0.870
Run	**Time**	**66Zn**	**72Ge**	**75As**
		ppb	ppb	ppb
x		60.830	97.291%	13.080
%RSD		1.659	1.603	1.564
Run	**Time**	**77Ar Cl**	**78Se**	**95Mo**
		ppb	ppb	ppb
x		0.062	1.021	1.729
%RSD		33.510	27.740	5.100
Run	**Time**	**105Pd**	**107Ag**	**108Mo O**
		ppb	ppb	ppb
x		0.000	0.026	-2.894
%RSD		0.000	10.320	49.460
Run	**Time**	**111Cd**	**115In**	**121Sb**
		ppb	ppb	ppb
x		0.116	98.510%	0.138
%RSD		15.350	0.861	14.510
Run	**Time**	**137Ba**	**159Tb**	**165Ho**
		ppb	ppb	ppb
x		58.990	0.000	0.000
%RSD		0.594	0.000	0.000
Run	**Time**	**205Tl**	**208Pb**	**209Bi**
		ppb	ppb	ppb
x		0.167	14.640	103.567%
%RSD		5.541	1.225	0.147

LVTT9/10 2/25/2010 09:38:38 QC Status: PASS (Initial: PASS)

User Pre-dilution: 1.000

Run	Time	6Li	9Be	23Na
		ppb	ppb	ppb
x		113.324%	0.592	37.700
%RSD		1.185	1.957	0.926
Run	**Time**	**25Mg**	**27Al**	**35Cl**
		ppb	ppb	ppb
x		2130.000	M 11170.000	T 0.000
%RSD		2.828	M 0.463	T 0.000
Run	**Time**	**39K**	**43Ca**	**45Sc**
		ppb	ppb	ppb
x		T 670.300	1050.000	T 111.748%
%RSD		T 3.884	1.594	T 0.624
Run	**Time**	**45Sc**	**51V**	**52Cr**
		ppb	ppb	ppb
x		105.748%	21.870	24.210
%RSD		0.562	1.006	0.693
Run	**Time**	**53Cl O**	**55Mn**	**56Fe**
		ppb	ppb	ppb
x		1.554	TM 1233.000	T 22000.000
%RSD		11.070	TM 0.808	T 1.809
Run	**Time**	**59Co**	**60Ni**	**65Cu**
		ppb	ppb	ppb
x		10.340	18.380	10.700
%RSD		2.363	2.720	2.146
Run	**Time**	**66Zn**	**72Ge**	**75As**
		ppb	ppb	ppb
x		55.440	105.220%	10.750
%RSD		3.312	2.303	0.151
Run	**Time**	**77Ar Cl**	**78Se**	**95Mo**
		ppb	ppb	ppb
x		0.031	0.807	1.772
%RSD		137.400	9.104	3.372
Run	**Time**	**105Pd**	**107Ag**	**108Mo O**
		ppb	ppb	ppb
x		0.000	0.038	-0.998
%RSD		0.000	9.024	241.700
Run	**Time**	**111Cd**	**115In**	**121Sb**
		ppb	ppb	ppb
x		0.159	102.649%	0.112
%RSD		33.980	1.447	6.458
Run	**Time**	**137Ba**	**159Tb**	**165Ho**
		ppb	ppb	ppb
x		68.300	0.000	0.000
%RSD		1.182	0.000	0.000
Run	**Time**	**205Tl**	**208Pb**	**209Bi**
		ppb	ppb	ppb
x		0.181	18.790	105.905%
%RSD		1.392	0.994	0.750

LVTVA/10 2/25/2010 09:45:25 QC Status: PASS (Initial: PASS)

User Pre-dilution: 1.000

Run	Time	6Li	9Be	23Na
		ppb	ppb	ppb
x		117.026%	0.617	36.350
%RSD		1.003	1.256	2.644
Run	Time	25Mg	27Al	35Cl
		ppb	ppb	ppb
x		2293.000	M 11950.000	T 0.000
%RSD		3.739	M 0.904	T 0.000
Run	Time	39K	43Ca	45Sc
		ppb	ppb	ppb
x		T 732.100	1099.000	T 112.503%
%RSD		T 4.102	1.229	T 1.104
Run	Time	45Sc	51V	52Cr
		ppb	ppb	ppb
x		105.673%	23.020	27.510
%RSD		1.650	2.035	0.495
Run	Time	53Cl O	55Mn	56Fe
		ppb	ppb	ppb
x		2.344	TM 1143.000	T 24310.000
%RSD		14.700	TM 1.117	T 0.775
Run	Time	59Co	60Ni	65Cu
		ppb	ppb	ppb
x		10.040	20.430	11.430
%RSD		1.244	0.975	1.528
Run	Time	66Zn	72Ge	75As
		ppb	ppb	ppb
x		65.300	102.470%	12.640
%RSD		1.466	0.800	1.560
Run	Time	77Ar Cl	78Se	95Mo
		ppb	ppb	ppb
x		0.078	1.205	1.871
%RSD		72.180	6.851	3.082
Run	Time	105Pd	107Ag	108Mo O
		ppb	ppb	ppb
x		0.000	0.036	-4.129
%RSD		0.000	20.630	49.650
Run	Time	111Cd	115In	121Sb
		ppb	ppb	ppb
x		0.156	102.252%	0.101
%RSD		17.660	0.461	5.427
Run	Time	137Ba	159Tb	165Ho
		ppb	ppb	ppb
x		68.380	0.000	0.000
%RSD		1.647	0.000	0.000
Run	Time	205Tl	208Pb	209Bi
		ppb	ppb	ppb
x		0.156	18.160	105.008%
%RSD		6.973	0.494	1.223

CCV 2/25/2010 09:52:12 QC Status: PASS (Initial: PASS)

User Pre -dilution: 1.000

Run	Time	6Li	9Be	23Na
		ppb	ppb	ppb
x		86.273%	101.946%	T 101.164%
%RSD		1.080	0.777	T 0.538
Run	**Time**	**25Mg**	**27Al**	**35Cl**
		ppb	ppb	ppb
x		103.180%	101.472%	0.000
%RSD		1.396	1.734	0.000
Run	**Time**	**39K**	**43Ca**	**45Sc**
		ppb	ppb	ppb
x		T 101.537%	96.401%	T 84.066%
%RSD		T 3.744	0.320	T 1.219
Run	**Time**	**45Sc**	**51V**	**52Cr**
		ppb	ppb	ppb
x		83.072%	99.497%	100.249%
%RSD		0.753	0.896	0.506
Run	**Time**	**53Cl O**	**55Mn**	**56Fe**
		ppb	ppb	ppb
x		4.768	T 102.677%	T 102.517%
%RSD		3.015	T 0.269	T 1.720
Run	**Time**	**59Co**	**60Ni**	**65Cu**
		ppb	ppb	ppb
x		101.317%	101.573%	103.633%
%RSD		0.759	0.543	0.695
Run	**Time**	**66Zn**	**72Ge**	**75As**
		ppb	ppb	ppb
x		104.181%	80.052%	101.192%
%RSD		0.715	1.685	0.847
Run	**Time**	**77Ar Cl**	**78Se**	**95Mo**
		ppb	ppb	ppb
x		-0.195	102.018%	102.986%
%RSD		67.610	1.978	0.255
Run	**Time**	**105Pd**	**107Ag**	**108Mo O**
		ppb	ppb	ppb
x		0.000	103.666%	120.300
%RSD		0.000	0.199	31.180
Run	**Time**	**111Cd**	**115In**	**121Sb**
		ppb	ppb	ppb
x		103.702%	84.318%	101.287%
%RSD		0.184	1.936	0.574
Run	**Time**	**137Ba**	**159Tb**	**165Ho**
		ppb	ppb	ppb
x		100.049%	0.000	0.000
%RSD		0.715	0.000	0.000
Run	**Time**	**205Tl**	**208Pb**	**209Bi**
		ppb	ppb	ppb
x		105.782%	99.778%	89.462%
%RSD		0.448	0.233	1.008

CCB 2/25/2010 09:58:57 QC Status: FAIL (Initial: FAIL)

User Pre-dilution: 1.000

Run	Time	6Li	9Be	23Na
		ppb	ppb	ppb
x		91.408%	0.018	14.990
%RSD		1.991	16.480	3.605
Run	**Time**	**25Mg**	**27Al**	**35Cl**
		ppb	ppb	ppb
x		18.970	4.670	T 0.000
%RSD		51.290	9.325	T 0.000
Run	**Time**	**39K**	**43Ca**	**45Sc**
		ppb	ppb	ppb
x		14.070	15.630	T 88.762%
%RSD		13.630	13.510	T 0.987
Run	**Time**	**45Sc**	**51V**	**52Cr**
		ppb	ppb	ppb
x		85.247%	-0.137	0.017
%RSD		0.657	96.880	215.700
Run	**Time**	**53Cl O**	**55Mn**	**56Fe**
		ppb	ppb	ppb
x		-0.170	0.313	17.020
%RSD		90.410	1.838	12.330
Run	**Time**	**59Co**	**60Ni**	**65Cu**
		ppb	ppb	ppb
x		0.050	0.043	0.035
%RSD		27.500	77.110	81.850
Run	**Time**	**66Zn**	**72Ge**	**75As**
		ppb	ppb	ppb
x		-0.184	85.140%	0.086
%RSD		235.200	1.656	46.610
Run	**Time**	**77Ar Cl**	**78Se**	**95Mo**
		ppb	ppb	ppb
x		-0.000	0.020	0.167
%RSD		11300.000	546.600	20.050
Run	**Time**	**105Pd**	**107Ag**	**108Mo O**
		ppb	ppb	ppb
x		0.000	0.041	0.882
%RSD		0.000	28.790	100.600
Run	**Time**	**111Cd**	**115In**	**121Sb**
		ppb	ppb	ppb
x		0.030	88.470%	0.054
%RSD		74.760	1.652	48.770
Run	**Time**	**137Ba**	**159Tb**	**165Ho**
		ppb	ppb	ppb
x		0.069	0.000	0.000
%RSD		37.950	0.000	0.000
Run	**Time**	**205Tl**	**208Pb**	**209Bi**
		ppb	ppb	ppb
x		0.208	0.045	101.172%
%RSD		7.945	15.190	0.441

LVWW5 2/25/2010 10:05:45 QC Status: PASS (Initial: PASS)

User Pre-dilution: 1.000

Run	Time	6Li	9Be	23Na
		ppb	ppb	ppb
x		97.475%	4.704	199.300
%RSD		1.095	2.469	3.042
Run	**Time**	**25Mg**	**27Al**	**35Cl**
		ppb	ppb	ppb
x		8631.000	M 49770.000	T 0.000
%RSD		0.936	M 0.777	T 0.000
Run	**Time**	**39K**	**43Ca**	**45Sc**
		ppb	ppb	ppb
x		T 3225.000	10940.000	T 100.014%
%RSD		T 1.097	0.909	T 1.692
Run	**Time**	**45Sc**	**51V**	**52Cr**
		ppb	ppb	ppb
x		97.227%	103.500	61.800
%RSD		2.726	0.406	0.271
Run	**Time**	**53Cl O**	**55Mn**	**56Fe**
		ppb	ppb	ppb
x		3.970	TM 6998.000	TM 115000.000
%RSD		9.206	TM 0.414	TM 0.649
Run	**Time**	**59Co**	**60Ni**	**65Cu**
		ppb	ppb	ppb
x		59.740	109.400	69.210
%RSD		1.884	0.676	2.370
Run	**Time**	**66Zn**	**72Ge**	**75As**
		ppb	ppb	ppb
x		M 991.200	95.336%	46.300
%RSD		M 2.381	3.673	1.834
Run	**Time**	**77Ar Cl**	**78Se**	**95Mo**
		ppb	ppb	ppb
x		0.442	6.522	10.650
%RSD		7.688	13.530	2.573
Run	**Time**	**105Pd**	**107Ag**	**108Mo O**
		ppb	ppb	ppb
x		0.000	0.351	-5.322
%RSD		0.000	6.227	140.100
Run	**Time**	**111Cd**	**115In**	**121Sb**
		ppb	ppb	ppb
x		2.636	95.063%	0.880
%RSD		1.872	2.558	2.609
Run	**Time**	**137Ba**	**159Tb**	**165Ho**
		ppb	ppb	ppb
x		M 431.000	0.000	0.000
%RSD		M 0.608	0.000	0.000
Run	**Time**	**205Tl**	**208Pb**	**209Bi**
		ppb	ppb	ppb
x		1.022	161.600	99.804%
%RSD		1.340	0.713	0.576

LVWW5L 2/25/2010 10:12:33 QC Status: PASS (Initial: PASS)

User Pre-dilution: 1.000

Run	Time	6Li	9Be	23Na
		ppb	ppb	ppb
x		110.965%	1.058	49.200
%RSD		1.360	1.551	2.563
Run	**Time**	**25Mg**	**27Al**	**35Cl**
		ppb	ppb	ppb
x		1718.000	M 10420.000	T 0.000
%RSD		1.135	M 1.275	T 0.000
Run	**Time**	**39K**	**43Ca**	**45Sc**
		ppb	ppb	ppb
x		T 651.500	2204.000	T 111.083%
%RSD		T 2.951	2.238	T 0.251
Run	**Time**	**45Sc**	**51V**	**52Cr**
		ppb	ppb	ppb
x		102.307%	20.870	12.650
%RSD		1.851	0.673	1.778
Run	**Time**	**53Cl O**	**55Mn**	**56Fe**
		ppb	ppb	ppb
x		1.258	TM 1407.000	T 22780.000
%RSD		23.520	TM 1.096	T 0.948
Run	**Time**	**59Co**	**60Ni**	**65Cu**
		ppb	ppb	ppb
x		12.170	23.550	14.720
%RSD		0.579	2.707	0.566
Run	**Time**	**66Zn**	**72Ge**	**75As**
		ppb	ppb	ppb
x		M 225.300	103.284%	10.600
%RSD		M 0.839	2.703	2.795
Run	**Time**	**77Ar Cl**	**78Se**	**95Mo**
		ppb	ppb	ppb
x		0.073	1.442	2.049
%RSD		82.460	24.630	2.089
Run	**Time**	**105Pd**	**107Ag**	**108Mo O**
		ppb	ppb	ppb
x		0.000	0.086	-2.658
%RSD		0.000	4.384	183.600
Run	**Time**	**111Cd**	**115In**	**121Sb**
		ppb	ppb	ppb
x		0.555	100.070%	0.198
%RSD		4.078	0.707	8.215
Run	**Time**	**137Ba**	**159Tb**	**165Ho**
		ppb	ppb	ppb
x		86.190	0.000	0.000
%RSD		1.703	0.000	0.000
Run	**Time**	**205Tl**	**208Pb**	**209Bi**
		ppb	ppb	ppb
x		0.229	32.490	105.258%
%RSD		3.139	0.947	0.324

LVWW5A 2/25/2010 10:19:21 QC Status: PASS (Initial: PASS)

User Pre-dilution: 1.000

Run	Time	6Li	9Be	23Na
		ppb	ppb	ppb
x		102.144%	104.900	T 11640.000
%RSD		1.075	1.130	T 2.648
Run	**Time**	**25Mg**	**27Al**	**35Cl**
		ppb	ppb	ppb
x		19510.000	M 58140.000	T 0.000
%RSD		0.794	M 0.172	T 0.000
Run	**Time**	**39K**	**43Ca**	**45Sc**
		ppb	ppb	ppb
x		T 13630.000	20800.000	T 100.284%
%RSD		T 3.437	0.992	T 1.179
Run	**Time**	**45Sc**	**51V**	**52Cr**
		ppb	ppb	ppb
x		94.581%	M 205.800	166.400
%RSD		1.822	M 1.011	1.349
Run	**Time**	**53Cl O**	**55Mn**	**56Fe**
		ppb	ppb	ppb
x		9.424	TM 6855.000	TM 121400.000
%RSD		16.130	TM 0.491	TM 0.758
Run	**Time**	**59Co**	**60Ni**	**65Cu**
		ppb	ppb	ppb
x		164.100	M 211.600	172.200
%RSD		1.525	M 0.491	1.602
Run	**Time**	**66Zn**	**72Ge**	**75As**
		ppb	ppb	ppb
x		M 1053.000	90.753%	136.700
%RSD		M 1.626	2.882	0.494
Run	**Time**	**77Ar Cl**	**78Se**	**95Mo**
		ppb	ppb	ppb
x		0.214	88.710	117.700
%RSD		52.630	2.957	1.991
Run	**Time**	**105Pd**	**107Ag**	**108Mo O**
		ppb	ppb	ppb
x		0.000	108.200	-15.450
%RSD		0.000	1.545	222.800
Run	**Time**	**111Cd**	**115In**	**121Sb**
		ppb	ppb	ppb
x		102.100	91.789%	99.520
%RSD		1.412	2.489	1.582
Run	**Time**	**137Ba**	**159Tb**	**165Ho**
		ppb	ppb	ppb
x		M 519.500	0.000	0.000
%RSD		M 0.308	0.000	0.000
Run	**Time**	**205Tl**	**208Pb**	**209Bi**
		ppb	ppb	ppb
x		113.700	TM 254.000	93.295%
%RSD		0.897	TM 0.483	1.490

LVWW5S/5 2/25/2010 10:26:07 QC Status: PASS (Initial: PASS)

User Pre-dilution: 1.000

Run	Time	6Li	9Be	23Na
		ppb	ppb	ppb
x		116.115%	20.250	T 2103.000
%RSD		1.753	1.671	T 1.667
Run	**Time**	**25Mg**	**27Al**	**35Cl**
		ppb	ppb	ppb
x		3776.000	M 12690.000	T 0.000
%RSD		3.619	M 1.389	T 0.000
Run	**Time**	**39K**	**43Ca**	**45Sc**
		ppb	ppb	ppb
x		T 2392.000	4245.000	T 109.400%
%RSD		T 4.839	1.672	T 1.041
Run	**Time**	**45Sc**	**51V**	**52Cr**
		ppb	ppb	ppb
x		101.589%	38.690	31.750
%RSD		1.509	0.793	1.069
Run	**Time**	**53Cl O**	**55Mn**	**56Fe**
		ppb	ppb	ppb
x		2.860	T 723.800	T 24380.000
%RSD		8.956	T 0.770	T 1.459
Run	**Time**	**59Co**	**60Ni**	**65Cu**
		ppb	ppb	ppb
x		27.110	42.180	33.060
%RSD		1.324	0.295	1.212
Run	**Time**	**66Zn**	**72Ge**	**75As**
		ppb	ppb	ppb
x		M 227.200	101.206%	26.710
%RSD		M 0.394	0.840	1.241
Run	**Time**	**77Ar Cl**	**78Se**	**95Mo**
		ppb	ppb	ppb
x		0.030	18.050	19.430
%RSD		135.300	2.878	1.318
Run	**Time**	**105Pd**	**107Ag**	**108Mo O**
		ppb	ppb	ppb
x		0.000	19.870	8.199
%RSD		0.000	0.385	229.000
Run	**Time**	**111Cd**	**115In**	**121Sb**
		ppb	ppb	ppb
x		19.480	98.451%	5.898
%RSD		1.858	0.958	1.115
Run	**Time**	**137Ba**	**159Tb**	**165Ho**
		ppb	ppb	ppb
x		96.170	0.000	0.000
%RSD		0.558	0.000	0.000
Run	**Time**	**205Tl**	**208Pb**	**209Bi**
		ppb	ppb	ppb
x		19.350	45.710	103.086%
%RSD		0.277	0.408	0.544

LVWW5D/5 2/25/2010 10:32:54 QC Status: PASS (Initial: PASS)

User Pre-dilution: 1.000

Run	Time	6Li	9Be	23Na
		ppb	ppb	ppb
x		113.716%	20.700	T 2107.000
%RSD		1.081	1.381	T 1.946
Run	**Time**	**25Mg**	**27Al**	**35Cl**
		ppb	ppb	ppb
x		3790.000	M 12740.000	T 0.000
%RSD		1.784	M 2.056	T 0.000
Run	**Time**	**39K**	**43Ca**	**45Sc**
		ppb	ppb	ppb
x		T 2381.000	3624.000	T 109.910%
%RSD		T 3.354	1.257	T 0.850
Run	**Time**	**45Sc**	**51V**	**52Cr**
		ppb	ppb	ppb
x		102.330%	37.980	31.350
%RSD		2.531	0.404	0.783
Run	**Time**	**53Cl O**	**55Mn**	**56Fe**
		ppb	ppb	ppb
x		2.869	T 695.200	T 23180.000
%RSD		27.280	T 0.836	T 1.097
Run	**Time**	**59Co**	**60Ni**	**65Cu**
		ppb	ppb	ppb
x		26.580	41.390	32.530
%RSD		1.238	1.638	2.262
Run	**Time**	**66Zn**	**72Ge**	**75As**
		ppb	ppb	ppb
x		M 239.200	100.858%	26.130
%RSD		M 0.839	0.465	2.160
Run	**Time**	**77Ar Cl**	**78Se**	**95Mo**
		ppb	ppb	ppb
x		0.036	18.500	19.540
%RSD		57.230	1.513	3.127
Run	**Time**	**105Pd**	**107Ag**	**108Mo O**
		ppb	ppb	ppb
x		0.000	20.180	25.380
%RSD		0.000	0.920	87.020
Run	**Time**	**111Cd**	**115In**	**121Sb**
		ppb	ppb	ppb
x		19.390	98.585%	6.044
%RSD		0.235	0.695	3.129
Run	**Time**	**137Ba**	**159Tb**	**165Ho**
		ppb	ppb	ppb
x		90.080	0.000	0.000
%RSD		0.577	0.000	0.000
Run	**Time**	**205Tl**	**208Pb**	**209Bi**
		ppb	ppb	ppb
x		19.230	45.750	102.631%
%RSD		0.784	1.067	0.110

LVWW9 2/25/2010 10:39:41 QC Status: PASS (Initial: PASS)

User Pre-dilution: 1.000

Run	Time	6Li	9Be	23Na
		ppb	ppb	ppb
x		109.234%	5.551	T 271.800
%RSD		1.079	2.456	T 2.551
Run	**Time**	**25Mg**	**27Al**	**35Cl**
		ppb	ppb	ppb
x		15690.000	M 79990.000	T 0.000
%RSD		1.282	M 1.897	T 0.000
Run	**Time**	**39K**	**43Ca**	**45Sc**
		ppb	ppb	ppb
x		T 5663.000	14660.000	T 109.350%
%RSD		T 4.792	2.203	T 0.442
Run	**Time**	**45Sc**	**51V**	**52Cr**
		ppb	ppb	ppb
x		101.978%	154.700	105.600
%RSD		2.641	1.122	1.704
Run	**Time**	**53Cl O**	**55Mn**	**56Fe**
		ppb	ppb	ppb
x		7.131	TM 7021.000	TM 174300.000
%RSD		19.630	TM 0.668	TM 1.690
Run	**Time**	**59Co**	**60Ni**	**65Cu**
		ppb	ppb	ppb
x		62.550	120.100	94.610
%RSD		1.011	2.466	2.399
Run	**Time**	**66Zn**	**72Ge**	**75As**
		ppb	ppb	ppb
x		M 2169.000	97.196%	75.990
%RSD		M 0.850	1.650	1.676
Run	**Time**	**77Ar Cl**	**78Se**	**95Mo**
		ppb	ppb	ppb
x		0.515	8.288	13.390
%RSD		12.480	0.296	0.448
Run	**Time**	**105Pd**	**107Ag**	**108Mo O**
		ppb	ppb	ppb
x		0.000	0.411	-5.813
%RSD		0.000	6.957	237.400
Run	**Time**	**111Cd**	**115In**	**121Sb**
		ppb	ppb	ppb
x		4.506	96.558%	0.969
%RSD		3.133	1.369	6.236
Run	**Time**	**137Ba**	**159Tb**	**165Ho**
		ppb	ppb	ppb
x		M 538.000	0.000	0.000
%RSD		M 1.182	0.000	0.000
Run	**Time**	**205Tl**	**208Pb**	**209Bi**
		ppb	ppb	ppb
x		1.481	193.700	97.437%
%RSD		1.109	0.707	0.493

LVWXC 2/25/2010 10:46:28 QC Status: PASS (Initial: PASS)

User Pre-dilution: 1.000

Run	Time	6Li	9Be	23Na
		ppb	ppb	ppb
x		112.147%	5.886	T 231.800
%RSD		1.141	1.877	T 1.525
Run	**Time**	**25Mg**	**27Al**	**35Cl**
		ppb	ppb	ppb
x		13190.000	M 71780.000	T 0.000
%RSD		0.920	M 1.421	T 0.000
Run	**Time**	**39K**	**43Ca**	**45Sc**
		ppb	ppb	ppb
x		T 4686.000	15190.000	T 112.079%
%RSD		T 1.012	0.879	T 0.935
Run	**Time**	**45Sc**	**51V**	**52Cr**
		ppb	ppb	ppb
x		103.216%	143.900	94.370
%RSD		2.421	0.326	1.538
Run	**Time**	**53Cl O**	**55Mn**	**56Fe**
		ppb	ppb	ppb
x		5.995	TM 15350.000	TM 160000.000
%RSD		12.060	TM 0.465	TM 0.393
Run	**Time**	**59Co**	**60Ni**	**65Cu**
		ppb	ppb	ppb
x		84.660	111.900	94.580
%RSD		1.210	0.595	0.710
Run	**Time**	**66Zn**	**72Ge**	**75As**
		ppb	ppb	ppb
x		M 1276.000	98.653%	76.420
%RSD		M 0.470	1.294	1.099
Run	**Time**	**77Ar Cl**	**78Se**	**95Mo**
		ppb	ppb	ppb
x		0.532	8.465	13.160
%RSD		6.214	11.840	1.365
Run	**Time**	**105Pd**	**107Ag**	**108Mo O**
		ppb	ppb	ppb
x		0.000	0.355	-2.330
%RSD		0.000	2.582	369.000
Run	**Time**	**111Cd**	**115In**	**121Sb**
		ppb	ppb	ppb
x		3.304	96.805%	0.960
%RSD		3.062	0.713	6.803
Run	**Time**	**137Ba**	**159Tb**	**165Ho**
		ppb	ppb	ppb
x		M 608.100	0.000	0.000
%RSD		M 1.427	0.000	0.000
Run	**Time**	**205Tl**	**208Pb**	**209Bi**
		ppb	ppb	ppb
x		1.328	195.800	97.793%
%RSD		1.910	1.015	0.716

LVWXF 2/25/2010 10:53:16 QC Status: PASS (Initial: PASS)

User Pre-dilution: 1.000

Run	Time	6Li	9Be	23Na
		ppb	ppb	ppb
x		112.876%	4.180	T 305.400
%RSD		1.813	2.001	T 0.415
Run	**Time**	**25Mg**	**27Al**	**35Cl**
		ppb	ppb	ppb
x		15560.000	M 76900.000	T 0.000
%RSD		1.959	M 0.455	T 0.000
Run	**Time**	**39K**	**43Ca**	**45Sc**
		ppb	ppb	ppb
x		T 6624.000	15680.000	T 111.013%
%RSD		T 0.650	1.424	T 0.751
Run	**Time**	**45Sc**	**51V**	**52Cr**
		ppb	ppb	ppb
x		103.172%	148.400	109.000
%RSD		0.644	0.700	0.266
Run	**Time**	**53Cl O**	**55Mn**	**56Fe**
		ppb	ppb	ppb
x		7.904	TM 3100.000	TM 145800.000
%RSD		5.482	TM 0.760	TM 0.604
Run	**Time**	**59Co**	**60Ni**	**65Cu**
		ppb	ppb	ppb
x		49.380	116.700	116.800
%RSD		0.750	1.234	0.488
Run	**Time**	**66Zn**	**72Ge**	**75As**
		ppb	ppb	ppb
x		M 1158.000	98.091%	73.890
%RSD		M 0.849	1.559	1.682
Run	**Time**	**77Ar Cl**	**78Se**	**95Mo**
		ppb	ppb	ppb
x		0.603	8.174	13.180
%RSD		10.890	3.039	1.425
Run	**Time**	**105Pd**	**107Ag**	**108Mo O**
		ppb	ppb	ppb
x		0.000	0.409	-4.860
%RSD		0.000	5.417	74.360
Run	**Time**	**111Cd**	**115In**	**121Sb**
		ppb	ppb	ppb
x		2.743	97.082%	1.206
%RSD		7.095	1.849	4.472
Run	**Time**	**137Ba**	**159Tb**	**165Ho**
		ppb	ppb	ppb
x		M 423.900	0.000	0.000
%RSD		M 0.315	0.000	0.000
Run	**Time**	**205Tl**	**208Pb**	**209Bi**
		ppb	ppb	ppb
x		1.482	TM 226.600	98.637%
%RSD		0.872	TM 1.063	0.490

LVWX0 2/25/2010 11:00:04 QC Status: PASS (Initial: PASS)

User Pre-dilution: 1.000

Run	Time	6Li	9Be	23Na
		ppb	ppb	ppb
x		114.392%	5.171	T 347.900
%RSD		0.447	0.879	T 1.742
Run	**Time**	**25Mg**	**27Al**	**35Cl**
		ppb	ppb	ppb
x		15120.000	M 72390.000	T 0.000
%RSD		0.600	M 0.287	T 0.000
Run	**Time**	**39K**	**43Ca**	**45Sc**
		ppb	ppb	ppb
x		T 6698.000	24720.000	T 109.790%
%RSD		T 4.532	1.040	T 0.717
Run	**Time**	**45Sc**	**51V**	**52Cr**
		ppb	ppb	ppb
x		102.138%	134.100	127.700
%RSD		1.262	1.005	0.612
Run	**Time**	**53Cl O**	**55Mn**	**56Fe**
		ppb	ppb	ppb
x		7.800	TM 2143.000	TM 130200.000
%RSD		15.970	TM 0.461	TM 0.414
Run	**Time**	**59Co**	**60Ni**	**65Cu**
		ppb	ppb	ppb
x		52.310	128.400	M 409.300
%RSD		0.262	0.892	M 1.445
Run	**Time**	**66Zn**	**72Ge**	**75As**
		ppb	ppb	ppb
x		M 3070.000	98.335%	148.900
%RSD		M 0.742	1.818	0.898
Run	**Time**	**77Ar Cl**	**78Se**	**95Mo**
		ppb	ppb	ppb
x		0.624	10.440	10.310
%RSD		16.010	5.515	1.681
Run	**Time**	**105Pd**	**107Ag**	**108Mo O**
		ppb	ppb	ppb
x		0.000	1.442	-17.900
%RSD		0.000	0.229	55.800
Run	**Time**	**111Cd**	**115In**	**121Sb**
		ppb	ppb	ppb
x		11.320	95.568%	2.304
%RSD		1.155	1.545	3.090
Run	**Time**	**137Ba**	**159Tb**	**165Ho**
		ppb	ppb	ppb
x		M 524.300	0.000	0.000
%RSD		M 0.561	0.000	0.000
Run	**Time**	**205Tl**	**208Pb**	**209Bi**
		ppb	ppb	ppb
x		1.554	TM 558.400	96.870%
%RSD		2.142	TM 0.967	2.138

LVWX1 2/25/2010 11:06:54 QC Status: PASS (Initial: PASS)

User Pre-dilution: 1.000

Run	Time	6Li	9Be	23Na
		ppb	ppb	ppb
x		106.239%	4.272	T 417.600
%RSD		1.487	2.477	T 2.007
Run	**Time**	**25Mg**	**27Al**	**35Cl**
		ppb	ppb	ppb
x		21490.000	M 65470.000	T 0.000
%RSD		0.599	M 0.930	T 0.000
Run	**Time**	**39K**	**43Ca**	**45Sc**
		ppb	ppb	ppb
x		T 10420.000	9838.000	T 109.465%
%RSD		T 3.948	0.961	T 1.053
Run	**Time**	**45Sc**	**51V**	**52Cr**
		ppb	ppb	ppb
x		102.251%	116.000	108.000
%RSD		2.143	0.879	0.975
Run	**Time**	**53Cl O**	**55Mn**	**56Fe**
		ppb	ppb	ppb
x		5.645	TM 7360.000	TM 201100.000
%RSD		5.732	TM 0.241	TM 0.605
Run	**Time**	**59Co**	**60Ni**	**65Cu**
		ppb	ppb	ppb
x		84.140	182.600	123.500
%RSD		0.749	0.145	0.481
Run	**Time**	**66Zn**	**72Ge**	**75As**
		ppb	ppb	ppb
x		M 425.100	98.103%	127.000
%RSD		M 1.450	0.863	1.989
Run	**Time**	**77Ar Cl**	**78Se**	**95Mo**
		ppb	ppb	ppb
x		0.856	6.417	6.935
%RSD		10.140	7.158	2.461
Run	**Time**	**105Pd**	**107Ag**	**108Mo O**
		ppb	ppb	ppb
x		0.000	0.347	-34.540
%RSD		0.000	0.864	14.490
Run	**Time**	**111Cd**	**115In**	**121Sb**
		ppb	ppb	ppb
x		0.645	95.816%	0.606
%RSD		17.710	0.340	9.375
Run	**Time**	**137Ba**	**159Tb**	**165Ho**
		ppb	ppb	ppb
x		M 465.000	0.000	0.000
%RSD		M 1.630	0.000	0.000
Run	**Time**	**205Tl**	**208Pb**	**209Bi**
		ppb	ppb	ppb
x		1.100	90.560	97.014%
%RSD		1.040	1.407	0.549

CCV 2 2/25/2010 11:13:41 QC Status: FAIL (Initial: FAIL)

User Pre-dilution: 1.000

Run	Time	6Li	9Be	23Na
		ppb	ppb	ppb
x		90.948%	101.723%	T 104.808%
%RSD		2.044	2.259	T 2.524
Run	**Time**	**25Mg**	**27Al**	**35Cl**
		ppb	ppb	ppb
x		104.033%	114.746%	0.000
%RSD		0.358	1.417	0.000
Run	**Time**	**39K**	**43Ca**	**45Sc**
		ppb	ppb	ppb
x		T 101.417%	95.742%	T 84.179%
%RSD		T 5.965	1.438	T 0.781
Run	**Time**	**45Sc**	**51V**	**52Cr**
		ppb	ppb	ppb
x		81.372%	99.619%	100.783%
%RSD		1.939	0.666	0.924
Run	**Time**	**53Cl O**	**55Mn**	**56Fe**
		ppb	ppb	ppb
x		4.969	T 103.304%	T 98.753%
%RSD		3.862	T 0.184	T 0.527
Run	**Time**	**59Co**	**60Ni**	**65Cu**
		ppb	ppb	ppb
x		101.360%	101.440%	103.129%
%RSD		0.527	1.707	1.703
Run	**Time**	**66Zn**	**72Ge**	**75As**
		ppb	ppb	ppb
x		104.566%	78.774%	101.148%
%RSD		1.837	1.019	0.999
Run	**Time**	**77Ar Cl**	**78Se**	**95Mo**
		ppb	ppb	ppb
x		-0.327	103.531%	103.036%
%RSD		37.410	1.323	0.803
Run	**Time**	**105Pd**	**107Ag**	**108Mo O**
		ppb	ppb	ppb
x		0.000	103.684%	93.340
%RSD		0.000	0.986	16.340
Run	**Time**	**111Cd**	**115In**	**121Sb**
		ppb	ppb	ppb
x		103.735%	82.164%	102.240%
%RSD		1.841	0.507	0.996
Run	**Time**	**137Ba**	**159Tb**	**165Ho**
		ppb	ppb	ppb
x		100.130%	0.000	0.000
%RSD		1.207	0.000	0.000
Run	**Time**	**205Tl**	**208Pb**	**209Bi**
		ppb	ppb	ppb
x		107.091%	100.616%	87.679%
%RSD		0.487	0.744	1.053

CCB 2 2/25/2010 11:20:27 QC Status: FAIL (Initial: FAIL)

User Pre-dilution: 1.000

Run	Time	6Li	9Be	23Na
		ppb	ppb	ppb
x		93.326%	0.042	24.720
%RSD		1.668	16.800	3.348
Run	**Time**	**25Mg**	**27Al**	**35Cl**
		ppb	ppb	ppb
x		33.450	10.190	T 0.000
%RSD		5.250	33.260	T 0.000
Run	**Time**	**39K**	**43Ca**	**45Sc**
		ppb	ppb	ppb
x		23.910	17.230	T 83.955%
%RSD		9.096	8.948	T 0.759
Run	**Time**	**45Sc**	**51V**	**52Cr**
		ppb	ppb	ppb
x		84.261%	0.041	0.070
%RSD		1.613	423.900	37.260
Run	**Time**	**53Cl O**	**55Mn**	**56Fe**
		ppb	ppb	ppb
x		-0.330	0.562	39.040
%RSD		47.370	3.647	19.810
Run	**Time**	**59Co**	**60Ni**	**65Cu**
		ppb	ppb	ppb
x		0.066	0.092	0.103
%RSD		16.100	30.530	17.890
Run	**Time**	**66Zn**	**72Ge**	**75As**
		ppb	ppb	ppb
x		-0.251	84.109%	0.133
%RSD		156.900	1.023	83.850
Run	**Time**	**77Ar Cl**	**78Se**	**95Mo**
		ppb	ppb	ppb
x		-0.007	0.006	0.168
%RSD		222.000	712.100	43.300
Run	**Time**	**105Pd**	**107Ag**	**108Mo O**
		ppb	ppb	ppb
x		0.000	0.063	0.080
%RSD		0.000	12.730	173.200
Run	**Time**	**111Cd**	**115In**	**121Sb**
		ppb	ppb	ppb
x		0.057	87.185%	0.068
%RSD		26.450	0.875	16.360
Run	**Time**	**137Ba**	**159Tb**	**165Ho**
		ppb	ppb	ppb
x		0.123	0.000	0.000
%RSD		14.960	0.000	0.000
Run	**Time**	**205Tl**	**208Pb**	**209Bi**
		ppb	ppb	ppb
x		0.220	0.082	99.841%
%RSD		4.920	8.994	1.629

LVWX8 2/25/2010 11:27:14 QC Status: PASS (Initial: PASS)

User Pre-dilution: 1.000

Run	Time	6Li	9Be	23Na
		ppb	ppb	ppb
x		98.258%	4.350	195.500
%RSD		1.744	1.134	0.450
Run	**Time**	**25Mg**	**27Al**	**35Cl**
		ppb	ppb	ppb
x		10180.000	M 54590.000	T 0.000
%RSD		0.362	M 1.341	T 0.000
Run	**Time**	**39K**	**43Ca**	**45Sc**
		ppb	ppb	ppb
x		T 3410.000	12190.000	T 97.271%
%RSD		T 3.660	0.150	T 1.036
Run	**Time**	**45Sc**	**51V**	**52Cr**
		ppb	ppb	ppb
x		99.664%	119.800	75.950
%RSD		1.594	1.016	0.812
Run	**Time**	**53Cl O**	**55Mn**	**56Fe**
		ppb	ppb	ppb
x		5.125	TM 2306.000	TM 106200.000
%RSD		10.440	TM 0.487	TM 1.419
Run	**Time**	**59Co**	**60Ni**	**65Cu**
		ppb	ppb	ppb
x		42.600	87.600	81.680
%RSD		0.555	1.622	1.248
Run	**Time**	**66Zn**	**72Ge**	**75As**
		ppb	ppb	ppb
x		M 617.500	95.532%	52.310
%RSD		M 1.003	1.684	0.747
Run	**Time**	**77Ar Cl**	**78Se**	**95Mo**
		ppb	ppb	ppb
x		0.473	6.835	8.161
%RSD		14.840	4.742	4.486
Run	**Time**	**105Pd**	**107Ag**	**108Mo O**
		ppb	ppb	ppb
x		0.000	0.315	-4.233
%RSD		0.000	2.471	93.690
Run	**Time**	**111Cd**	**115In**	**121Sb**
		ppb	ppb	ppb
x		3.441	94.562%	0.814
%RSD		0.841	1.766	1.160
Run	**Time**	**137Ba**	**159Tb**	**165Ho**
		ppb	ppb	ppb
x		M 432.600	0.000	0.000
%RSD		M 0.864	0.000	0.000
Run	**Time**	**205Tl**	**208Pb**	**209Bi**
		ppb	ppb	ppb
x		1.110	142.500	98.557%
%RSD		0.353	0.578	1.639

CCV 2/25/2010 11:34:05 QC Status: PASS (Initial: PASS)

User Pre -dilution: 1.000

Run	Time	6Li	9Be	23Na
		ppb	ppb	ppb
x		85.090%	102.027%	┬ 99.911%
%RSD		1.269	1.909	┬2.874
Run	**Time**	**25Mg**	**27Al**	**35Cl**
		ppb	ppb	ppb
x		103.376%	109.697%	0.000
%RSD		0.854	1.701	0.000
Run	**Time**	**39K**	**43Ca**	**45Sc**
		ppb	ppb	ppb
x		┬ 97.981%	96.489%	┬ 78.523%
%RSD		┬1.722	1.004	┬0.856
Run	**Time**	**45Sc**	**51V**	**52Cr**
		ppb	ppb	ppb
x		79.276%	100.073%	101.397%
%RSD		2.769	0.812	1.117
Run	**Time**	**53Cl O**	**55Mn**	**56Fe**
		ppb	ppb	ppb
x		5.415	┬103.819%	┬ 98.863%
%RSD		8.417	┬0.451	┬0.712
Run	**Time**	**59Co**	**60Ni**	**65Cu**
		ppb	ppb	ppb
x		101.449%	102.968%	103.380%
%RSD		1.612	1.083	0.478
Run	**Time**	**66Zn**	**72Ge**	**75As**
		ppb	ppb	ppb
x		106.307%	76.674%	101.091%
%RSD		0.680	1.909	0.270
Run	**Time**	**77Ar Cl**	**78Se**	**95Mo**
		ppb	ppb	ppb
x		-0.336	101.952%	103.838%
%RSD		19.800	2.894	1.750
Run	**Time**	**105Pd**	**107Ag**	**108Mo O**
		ppb	ppb	ppb
x		0.000	104.737%	61.560
%RSD		0.000	0.274	110.700
Run	**Time**	**111Cd**	**115In**	**121Sb**
		ppb	ppb	ppb
x		104.418%	80.600%	102.011%
%RSD		0.480	1.955	1.430
Run	**Time**	**137Ba**	**159Tb**	**165Ho**
		ppb	ppb	ppb
x		99.982%	0.000	0.000
%RSD		1.120	0.000	0.000
Run	**Time**	**205Tl**	**208Pb**	**209Bi**
		ppb	ppb	ppb
x		107.165%	100.603%	87.765%
%RSD		0.427	0.761	1.204

CCB 2/25/2010 11:40:53 QC Status: FAIL (Initial: FAIL)

User Pre-dilution: 1.000

Run	Time	6Li	9Be	23Na
		ppb	ppb	ppb
x		89.960%	0.054	36.390
%RSD		1.216	9.235	2.418
Run	**Time**	**25Mg**	**27Al**	**35Cl**
		ppb	ppb	ppb
x		57.490	18.680	T 0.000
%RSD		21.800	12.200	T 0.000
Run	**Time**	**39K**	**43Ca**	**45Sc**
		ppb	ppb	ppb
x		40.010	31.970	T 83.335%
%RSD		10.990	10.480	T 1.149
Run	**Time**	**45Sc**	**51V**	**52Cr**
		ppb	ppb	ppb
x		82.477%	0.059	0.101
%RSD		1.123	153.100	32.530
Run	**Time**	**53Cl O**	**55Mn**	**56Fe**
		ppb	ppb	ppb
x		-0.313	0.947	71.560
%RSD		34.860	0.081	11.660
Run	**Time**	**59Co**	**60Ni**	**65Cu**
		ppb	ppb	ppb
x		0.141	0.155	0.143
%RSD		6.791	32.530	24.480
Run	**Time**	**66Zn**	**72Ge**	**75As**
		ppb	ppb	ppb
x		0.226	83.076%	0.149
%RSD		175.000	1.552	7.363
Run	**Time**	**77Ar Cl**	**78Se**	**95Mo**
		ppb	ppb	ppb
x		-0.007	0.141	0.206
%RSD		911.200	119.100	10.420
Run	**Time**	**105Pd**	**107Ag**	**108Mo O**
		ppb	ppb	ppb
x		0.000	0.117	0.032
%RSD		0.000	13.810	4173.000
Run	**Time**	**111Cd**	**115In**	**121Sb**
		ppb	ppb	ppb
x		0.111	86.776%	0.114
%RSD		24.810	0.892	25.160
Run	**Time**	**137Ba**	**159Tb**	**165Ho**
		ppb	ppb	ppb
x		0.187	0.000	0.000
%RSD		26.130	0.000	0.000
Run	**Time**	**205Tl**	**208Pb**	**209Bi**
		ppb	ppb	ppb
x		0.298	0.158	99.331%
%RSD		9.215	14.030	0.460

LVWW5 2/25/2010 11:47:44 QC Status: PASS (Initial: PASS)

User Pre-dilution: 1.000

Run	Time	6Li	9Be	23Na
		ppb	ppb	ppb
x		97.104%	4.826	216.700
%RSD		0.459	2.061	2.204
Run	**Time**	**25Mg**	**27Al**	**35Cl**
		ppb	ppb	ppb
x		8585.000	M 50330.000	T 0.000
%RSD		0.992	M 1.434	T 0.000
Run	**Time**	**39K**	**43Ca**	**45Sc**
		ppb	ppb	ppb
x		T 3219.000	11080.000	T 94.411%
%RSD		T 3.032	0.848	T 1.673
Run	**Time**	**45Sc**	**51V**	**52Cr**
		ppb	ppb	ppb
x		95.246%	104.100	62.180
%RSD		2.733	1.334	0.343
Run	**Time**	**53Cl O**	**55Mn**	**56Fe**
		ppb	ppb	ppb
x		3.830	TM 7054.000	TM 109200.000
%RSD		7.339	TM 0.384	TM 1.243
Run	**Time**	**59Co**	**60Ni**	**65Cu**
		ppb	ppb	ppb
x		59.630	110.100	69.070
%RSD		0.508	0.842	2.031
Run	**Time**	**66Zn**	**72Ge**	**75As**
		ppb	ppb	ppb
x		M 992.700	93.970%	46.720
%RSD		M 0.778	2.441	1.131
Run	**Time**	**77Ar Cl**	**78Se**	**95Mo**
		ppb	ppb	ppb
x		0.405	6.218	10.310
%RSD		28.180	6.115	2.025
Run	**Time**	**105Pd**	**107Ag**	**108Mo O**
		ppb	ppb	ppb
x		0.000	0.378	-6.227
%RSD		0.000	2.577	179.500
Run	**Time**	**111Cd**	**115In**	**121Sb**
		ppb	ppb	ppb
x		2.665	92.909%	0.926
%RSD		4.745	0.822	1.608
Run	**Time**	**137Ba**	**159Tb**	**165Ho**
		ppb	ppb	ppb
x		M 433.100	0.000	0.000
%RSD		M 1.748	0.000	0.000
Run	**Time**	**205Tl**	**208Pb**	**209Bi**
		ppb	ppb	ppb
x		1.068	163.300	98.062%
%RSD		0.868	0.660	0.463

LVWW5L 2/25/2010 11:54:34 QC Status: PASS (Initial: PASS)

User Pre-dilution: 1.000

Run	Time	6Li	9Be	23Na
		ppb	ppb	ppb
x		112.712%	1.051	55.320
%RSD		0.794	3.832	1.274
Run	**Time**	**25Mg**	**27Al**	**35Cl**
		ppb	ppb	ppb
x		1750.000	M 10510.000	T 0.000
%RSD		1.993	M 0.718	T 0.000
Run	**Time**	**39K**	**43Ca**	**45Sc**
		ppb	ppb	ppb
x		T 657.400	2121.000	T 104.359%
%RSD		T 0.984	1.451	T 0.384
Run	**Time**	**45Sc**	**51V**	**52Cr**
		ppb	ppb	ppb
x		99.498%	20.510	12.670
%RSD		1.273	1.053	0.422
Run	**Time**	**53Cl O**	**55Mn**	**56Fe**
		ppb	ppb	ppb
x		1.424	TM 1411.000	T 21930.000
%RSD		10.980	TM 0.313	T 1.301
Run	**Time**	**59Co**	**60Ni**	**65Cu**
		ppb	ppb	ppb
x		12.150	23.320	14.810
%RSD		0.590	4.236	1.928
Run	**Time**	**66Zn**	**72Ge**	**75As**
		ppb	ppb	ppb
x		M 226.300	100.029%	10.390
%RSD		M 0.388	1.516	4.336
Run	**Time**	**77Ar Cl**	**78Se**	**95Mo**
		ppb	ppb	ppb
x		0.137	1.566	2.026
%RSD		35.500	11.840	7.056
Run	**Time**	**105Pd**	**107Ag**	**108Mo O**
		ppb	ppb	ppb
x		0.000	0.084	-1.346
%RSD		0.000	7.144	112.900
Run	**Time**	**111Cd**	**115In**	**121Sb**
		ppb	ppb	ppb
x		0.580	97.039%	0.180
%RSD		9.996	1.223	13.210
Run	**Time**	**137Ba**	**159Tb**	**165Ho**
		ppb	ppb	ppb
x		85.770	0.000	0.000
%RSD		1.328	0.000	0.000
Run	**Time**	**205Tl**	**208Pb**	**209Bi**
		ppb	ppb	ppb
x		0.234	32.890	102.975%
%RSD		0.625	0.392	0.611

LVWW5A 2/25/2010 12:01:23 QC Status: PASS (Initial: PASS)

User Pre-dilution: 1.000

Run	Time	6Li	9Be	23Na
		ppb	ppb	ppb
x		100.965%	106.200	T 11450.000
%RSD		1.370	1.827	T 1.709
Run	**Time**	**25Mg**	**27Al**	**35Cl**
		ppb	ppb	ppb
x		19560.000	M 58730.000	T 0.000
%RSD		1.062	M 1.073	T 0.000
Run	**Time**	**39K**	**43Ca**	**45Sc**
		ppb	ppb	ppb
x		T 14170.000	21010.000	T 95.772%
%RSD		T 1.902	1.965	T 0.323
Run	**Time**	**45Sc**	**51V**	**52Cr**
		ppb	ppb	ppb
x		92.093%	M 204.800	165.500
%RSD		2.260	M 0.981	1.282
Run	**Time**	**53Cl O**	**55Mn**	**56Fe**
		ppb	ppb	ppb
x		10.420	TM 6813.000	TM 116900.000
%RSD		4.243	TM 0.747	TM 0.877
Run	**Time**	**59Co**	**60Ni**	**65Cu**
		ppb	ppb	ppb
x		164.500	M 214.800	174.600
%RSD		1.748	M 1.758	0.939
Run	**Time**	**66Zn**	**72Ge**	**75As**
		ppb	ppb	ppb
x		M 1070.000	87.761%	138.100
%RSD		M 1.212	2.462	1.536
Run	**Time**	**77Ar Cl**	**78Se**	**95Mo**
		ppb	ppb	ppb
x		0.102	92.610	119.100
%RSD		98.350	0.995	0.456
Run	**Time**	**105Pd**	**107Ag**	**108Mo O**
		ppb	ppb	ppb
x		0.000	110.300	55.700
%RSD		0.000	0.307	142.400
Run	**Time**	**111Cd**	**115In**	**121Sb**
		ppb	ppb	ppb
x		104.800	87.072%	101.800
%RSD		1.896	0.341	1.507
Run	**Time**	**137Ba**	**159Tb**	**165Ho**
		ppb	ppb	ppb
x		M 526.300	0.000	0.000
%RSD		M 1.483	0.000	0.000
Run	**Time**	**205Tl**	**208Pb**	**209Bi**
		ppb	ppb	ppb
x		114.600	TM 251.600	91.135%
%RSD		0.924	TM 1.580	0.349

LVWW5S/5 2/25/2010 12:08:08 QC Status: PASS (Initial: PASS)

User Pre-dilution: 1.000

Run	Time	6Li	9Be	23Na
		ppb	ppb	ppb
x		115.939%	20.500	T 2057.000
%RSD		0.646	0.981	T 2.130
Run	**Time**	**25Mg**	**27Al**	**35Cl**
		ppb	ppb	ppb
x		3796.000	M 12900.000	T 0.000
%RSD		1.142	M 0.271	T 0.000
Run	**Time**	**39K**	**43Ca**	**45Sc**
		ppb	ppb	ppb
x		T 2409.000	4277.000	T 103.063%
%RSD		T 1.142	1.788	T 0.182
Run	**Time**	**45Sc**	**51V**	**52Cr**
		ppb	ppb	ppb
x		99.237%	39.950	32.170
%RSD		1.429	0.196	0.450
Run	**Time**	**53Cl O**	**55Mn**	**56Fe**
		ppb	ppb	ppb
x		2.239	T 730.900	T 23510.000
%RSD		10.800	T 0.380	T 0.544
Run	**Time**	**59Co**	**60Ni**	**65Cu**
		ppb	ppb	ppb
x		27.140	41.890	33.810
%RSD		0.302	1.795	1.383
Run	**Time**	**66Zn**	**72Ge**	**75As**
		ppb	ppb	ppb
x		M 230.200	99.043%	27.090
%RSD		M 0.397	1.210	1.162
Run	**Time**	**77Ar Cl**	**78Se**	**95Mo**
		ppb	ppb	ppb
x		0.038	18.570	19.710
%RSD		70.740	3.794	1.159
Run	**Time**	**105Pd**	**107Ag**	**108Mo O**
		ppb	ppb	ppb
x		0.000	20.090	7.420
%RSD		0.000	0.772	185.800
Run	**Time**	**111Cd**	**115In**	**121Sb**
		ppb	ppb	ppb
x		19.370	95.939%	5.978
%RSD		2.436	0.799	1.095
Run	**Time**	**137Ba**	**159Tb**	**165Ho**
		ppb	ppb	ppb
x		95.460	0.000	0.000
%RSD		2.198	0.000	0.000
Run	**Time**	**205Tl**	**208Pb**	**209Bi**
		ppb	ppb	ppb
x		19.350	45.970	101.039%
%RSD		0.759	0.673	0.831

LVWW5D/5 2/25/2010 12:14:56 QC Status: PASS (Initial: PASS)

User Pre-dilution: 1.000

Run	Time	6Li	9Be	23Na
		ppb	ppb	ppb
x		114.205%	20.830	T 2075.000
%RSD		1.494	1.394	T 2.434
Run	**Time**	**25Mg**	**27Al**	**35Cl**
		ppb	ppb	ppb
x		3777.000	M 13010.000	T 0.000
%RSD		2.120	M 0.948	T 0.000
Run	**Time**	**39K**	**43Ca**	**45Sc**
		ppb	ppb	ppb
x		T 2600.000	3655.000	T 104.931%
%RSD		T 1.716	2.220	T 0.138
Run	**Time**	**45Sc**	**51V**	**52Cr**
		ppb	ppb	ppb
x		99.754%	38.700	31.790
%RSD		2.158	2.242	1.322
Run	**Time**	**53Cl O**	**55Mn**	**56Fe**
		ppb	ppb	ppb
x		2.733	T 692.300	T 22340.000
%RSD		22.610	T 0.442	T 1.076
Run	**Time**	**59Co**	**60Ni**	**65Cu**
		ppb	ppb	ppb
x		26.930	40.600	32.110
%RSD		0.394	1.795	2.142
Run	**Time**	**66Zn**	**72Ge**	**75As**
		ppb	ppb	ppb
x		M 241.000	98.737%	26.650
%RSD		M 0.441	1.107	2.219
Run	**Time**	**77Ar Cl**	**78Se**	**95Mo**
		ppb	ppb	ppb
x		0.031	18.600	19.950
%RSD		106.700	9.138	0.960
Run	**Time**	**105Pd**	**107Ag**	**108Mo O**
		ppb	ppb	ppb
x		0.000	20.310	-20.800
%RSD		0.000	0.668	261.700
Run	**Time**	**111Cd**	**115In**	**121Sb**
		ppb	ppb	ppb
x		19.620	95.599%	6.076
%RSD		3.912	0.567	5.536
Run	**Time**	**137Ba**	**159Tb**	**165Ho**
		ppb	ppb	ppb
x		92.850	0.000	0.000
%RSD		1.687	0.000	0.000
Run	**Time**	**205Tl**	**208Pb**	**209Bi**
		ppb	ppb	ppb
x		19.440	46.410	100.114%
%RSD		0.911	0.646	0.861

LVWW9/10 2/25/2010 12:21:44 QC Status: PASS (Initial: PASS)

User Pre-dilution: 1.000

Run	Time	6Li	9Be	23Na
		ppb	ppb	ppb
x		116.796%	0.642	39.280
%RSD		1.274	4.160	2.229
Run	**Time**	**25Mg**	**27Al**	**35Cl**
		ppb	ppb	ppb
x		1592.000	M 8532.000	T 0.000
%RSD		3.803	M 0.390	T 0.000
Run	**Time**	**39K**	**43Ca**	**45Sc**
		ppb	ppb	ppb
x		T 582.000	1403.000	T 106.096%
%RSD		T 1.572	3.177	T 0.217
Run	**Time**	**45Sc**	**51V**	**52Cr**
		ppb	ppb	ppb
x		103.813%	14.960	10.630
%RSD		1.401	1.664	0.878
Run	**Time**	**53Cl O**	**55Mn**	**56Fe**
		ppb	ppb	ppb
x		1.636	T 703.500	T 16350.000
%RSD		12.590	T 0.409	T 0.692
Run	**Time**	**59Co**	**60Ni**	**65Cu**
		ppb	ppb	ppb
x		6.430	12.560	10.060
%RSD		1.526	3.855	2.572
Run	**Time**	**66Zn**	**72Ge**	**75As**
		ppb	ppb	ppb
x		M 254.900	101.391%	8.644
%RSD		M 0.276	1.303	1.219
Run	**Time**	**77Ar Cl**	**78Se**	**95Mo**
		ppb	ppb	ppb
x		0.067	0.862	1.386
%RSD		64.930	16.870	1.315
Run	**Time**	**105Pd**	**107Ag**	**108Mo O**
		ppb	ppb	ppb
x		0.000	0.079	-2.410
%RSD		0.000	11.340	213.300
Run	**Time**	**111Cd**	**115In**	**121Sb**
		ppb	ppb	ppb
x		0.557	98.774%	0.124
%RSD		3.837	0.605	7.013
Run	**Time**	**137Ba**	**159Tb**	**165Ho**
		ppb	ppb	ppb
x		52.730	0.000	0.000
%RSD		0.616	0.000	0.000
Run	**Time**	**205Tl**	**208Pb**	**209Bi**
		ppb	ppb	ppb
x		0.253	19.610	103.230%
%RSD		5.747	1.043	0.578

LVWXC/10 2/25/2010 12:28:31 QC Status: PASS (Initial: PASS)

User Pre-dilution: 1.000

Run	Time	6Li	9Be	23Na
		ppb	ppb	ppb
x		117.166%	0.636	28.890
%RSD		0.740	0.335	2.473
Run	**Time**	**25Mg**	**27Al**	**35Cl**
		ppb	ppb	ppb
x		1331.000	M 7550.000	T 0.000
%RSD		2.288	M 1.314	T 0.000
Run	**Time**	**39K**	**43Ca**	**45Sc**
		ppb	ppb	ppb
x		T 512.200	1435.000	T 106.765%
%RSD		T 0.189	0.830	T 0.936
Run	**Time**	**45Sc**	**51V**	**52Cr**
		ppb	ppb	ppb
x		104.098%	14.010	9.457
%RSD		1.678	2.935	1.077
Run	**Time**	**53Cl O**	**55Mn**	**56Fe**
		ppb	ppb	ppb
x		1.404	TM 1539.000	T 15120.000
%RSD		10.040	TM 0.114	T 0.794
Run	**Time**	**59Co**	**60Ni**	**65Cu**
		ppb	ppb	ppb
x		8.451	11.220	10.090
%RSD		2.789	2.528	2.609
Run	**Time**	**66Zn**	**72Ge**	**75As**
		ppb	ppb	ppb
x		148.100	102.284%	8.450
%RSD		1.541	1.087	2.106
Run	**Time**	**77Ar Cl**	**78Se**	**95Mo**
		ppb	ppb	ppb
x		0.067	1.010	1.339
%RSD		24.500	21.020	13.750
Run	**Time**	**105Pd**	**107Ag**	**108Mo O**
		ppb	ppb	ppb
x		0.000	0.055	-1.729
%RSD		0.000	13.690	94.230
Run	**Time**	**111Cd**	**115In**	**121Sb**
		ppb	ppb	ppb
x		0.380	98.390%	0.107
%RSD		12.600	0.749	17.930
Run	**Time**	**137Ba**	**159Tb**	**165Ho**
		ppb	ppb	ppb
x		59.570	0.000	0.000
%RSD		1.171	0.000	0.000
Run	**Time**	**205Tl**	**208Pb**	**209Bi**
		ppb	ppb	ppb
x		0.175	19.790	102.680%
%RSD		7.155	1.281	0.620

LVWXF/10 2/25/2010 12:35:19 QC Status: PASS (Initial: PASS)

User Pre-dilution: 1.000

Run	Time	6Li	9Be	23Na
		ppb	ppb	ppb
x		116.628%	0.452	38.980
%RSD		1.725	1.398	3.968
Run	**Time**	**25Mg**	**27Al**	**35Cl**
		ppb	ppb	ppb
x		1559.000	M 8374.000	T 0.000
%RSD		2.668	M 1.955	T 0.000
Run	**Time**	**39K**	**43Ca**	**45Sc**
		ppb	ppb	ppb
x		T 640.200	1543.000	T 107.026%
%RSD		T 4.110	0.899	T 0.934
Run	**Time**	**45Sc**	**51V**	**52Cr**
		ppb	ppb	ppb
x		103.011%	14.930	11.110
%RSD		2.929	2.441	3.169
Run	**Time**	**53Cl O**	**55Mn**	**56Fe**
		ppb	ppb	ppb
x		1.699	T 317.100	T 14060.000
%RSD		13.000	T 1.016	T 1.130
Run	**Time**	**59Co**	**60Ni**	**65Cu**
		ppb	ppb	ppb
x		5.083	12.230	12.450
%RSD		0.992	3.555	2.796
Run	**Time**	**66Zn**	**72Ge**	**75As**
		ppb	ppb	ppb
x		132.100	102.484%	8.295
%RSD		0.352	1.976	2.402
Run	**Time**	**77Ar Cl**	**78Se**	**95Mo**
		ppb	ppb	ppb
x		0.095	0.848	1.284
%RSD		73.120	14.520	6.243
Run	**Time**	**105Pd**	**107Ag**	**108Mo O**
		ppb	ppb	ppb
x		0.000	0.038	-3.085
%RSD		0.000	5.719	46.310
Run	**Time**	**111Cd**	**115In**	**121Sb**
		ppb	ppb	ppb
x		0.312	98.396%	0.138
%RSD		7.256	1.164	5.002
Run	**Time**	**137Ba**	**159Tb**	**165Ho**
		ppb	ppb	ppb
x		41.620	0.000	0.000
%RSD		1.413	0.000	0.000
Run	**Time**	**205Tl**	**208Pb**	**209Bi**
		ppb	ppb	ppb
x		0.168	24.030	102.768%
%RSD		4.871	0.700	0.920

LVWX0/10 2/25/2010 12:42:06 QC Status: PASS (Initial: PASS)

User Pre-dilution: 1.000

Run	Time	6Li	9Be	23Na
		ppb	ppb	ppb
x		117.110%	0.575	43.230
%RSD		1.046	0.567	2.134
Run	**Time**	**25Mg**	**27Al**	**35Cl**
		ppb	ppb	ppb
x		1521.000	M 7795.000	T 0.000
%RSD		3.916	M 1.319	T 0.000
Run	**Time**	**39K**	**43Ca**	**45Sc**
		ppb	ppb	ppb
x		T 672.500	2415.000	T 104.968%
%RSD		T 2.767	1.683	T 0.619
Run	**Time**	**45Sc**	**51V**	**52Cr**
		ppb	ppb	ppb
x		102.220%	13.730	13.070
%RSD		1.449	1.362	0.899
Run	**Time**	**53Cl O**	**55Mn**	**56Fe**
		ppb	ppb	ppb
x		2.321	T 216.400	T 12560.000
%RSD		2.827	T 0.760	T 1.204
Run	**Time**	**59Co**	**60Ni**	**65Cu**
		ppb	ppb	ppb
x		5.299	13.400	43.320
%RSD		2.184	3.641	3.929
Run	**Time**	**66Zn**	**72Ge**	**75As**
		ppb	ppb	ppb
x		M 356.900	101.610%	16.520
%RSD		M 1.050	1.377	0.597
Run	**Time**	**77Ar Cl**	**78Se**	**95Mo**
		ppb	ppb	ppb
x		0.049	1.199	1.025
%RSD		71.920	17.800	4.220
Run	**Time**	**105Pd**	**107Ag**	**108Mo O**
		ppb	ppb	ppb
x		0.000	0.154	-1.350
%RSD		0.000	7.452	450.600
Run	**Time**	**111Cd**	**115In**	**121Sb**
		ppb	ppb	ppb
x		1.204	97.138%	0.253
%RSD		7.293	1.577	15.120
Run	**Time**	**137Ba**	**159Tb**	**165Ho**
		ppb	ppb	ppb
x		50.690	0.000	0.000
%RSD		1.443	0.000	0.000
Run	**Time**	**205Tl**	**208Pb**	**209Bi**
		ppb	ppb	ppb
x		0.157	61.230	102.064%
%RSD		3.129	0.388	0.977

LVWX1/10 2/25/2010 12:48:54 QC Status: PASS (Initial: PASS)

User Pre-dilution: 1.000

Run	Time	6Li	9Be	23Na
		ppb	ppb	ppb
x		114.636%	0.467	50.950
%RSD		2.219	3.452	1.203
Run	**Time**	**25Mg**	**27Al**	**35Cl**
		ppb	ppb	ppb
x		2241.000	M 7150.000	T 0.000
%RSD		0.955	M 1.466	T 0.000
Run	**Time**	**39K**	**43Ca**	**45Sc**
		ppb	ppb	ppb
x		T 1042.000	928.100	T 105.233%
%RSD		T 5.078	2.100	T 0.474
Run	**Time**	**45Sc**	**51V**	**52Cr**
		ppb	ppb	ppb
x		102.876%	11.520	11.010
%RSD		0.642	4.517	0.675
Run	**Time**	**53Cl O**	**55Mn**	**56Fe**
		ppb	ppb	ppb
x		1.679	T 745.300	T 20140.000
%RSD		25.720	T 0.210	T 2.031
Run	**Time**	**59Co**	**60Ni**	**65Cu**
		ppb	ppb	ppb
x		8.650	19.780	13.490
%RSD		3.351	1.330	1.730
Run	**Time**	**66Zn**	**72Ge**	**75As**
		ppb	ppb	ppb
x		50.450	101.812%	14.250
%RSD		1.412	1.793	0.523
Run	**Time**	**77Ar Cl**	**78Se**	**95Mo**
		ppb	ppb	ppb
x		0.080	0.860	0.685
%RSD		47.790	10.920	9.670
Run	**Time**	**105Pd**	**107Ag**	**108Mo O**
		ppb	ppb	ppb
x		0.000	0.037	-3.051
%RSD		0.000	12.840	47.250
Run	**Time**	**111Cd**	**115In**	**121Sb**
		ppb	ppb	ppb
x		0.066	99.013%	0.066
%RSD		13.670	2.197	8.005
Run	**Time**	**137Ba**	**159Tb**	**165Ho**
		ppb	ppb	ppb
x		45.880	0.000	0.000
%RSD		0.753	0.000	0.000
Run	**Time**	**205Tl**	**208Pb**	**209Bi**
		ppb	ppb	ppb
x		0.113	9.105	101.379%
%RSD		4.518	0.640	0.735

CCV 2/25/2010 12:55:41 QC Status: PASS (Initial: FAIL)

User Pre-dilution: 1.000

Run	Time	6Li	9Be	23Na
		ppb	ppb	ppb
x		83.382%	102.810%	T 98.910%
%RSD		1.830	2.434	T 1.035
Run	Time	25Mg	27Al	35Cl
		ppb	ppb	ppb
x		104.908%	106.357%	0.000
%RSD		0.867	3.012	0.000
Run	Time	39K	43Ca	45Sc
		ppb	ppb	ppb
x		T 103.634%	96.855%	T 76.423%
%RSD		T 2.424	1.555	T 1.027
Run	Time	45Sc	51V	52Cr
		ppb	ppb	ppb
x		78.096%	100.233%	101.334%
%RSD		2.107	0.992	0.971
Run	Time	53Cl O	55Mn	56Fe
		ppb	ppb	ppb
x		5.295	T 103.683%	T 97.161%
%RSD		23.740	T 0.613	T 0.910
Run	Time	59Co	60Ni	65Cu
		ppb	ppb	ppb
x		102.137%	100.970%	104.080%
%RSD		0.834	0.962	1.015
Run	Time	66Zn	72Ge	75As
		ppb	ppb	ppb
x		104.611%	75.176%	102.589%
%RSD		0.983	2.072	1.660
Run	Time	77Ar Cl	78Se	95Mo
		ppb	ppb	ppb
x		-0.295	104.581%	105.065%
%RSD		9.822	0.524	0.903
Run	Time	105Pd	107Ag	108Mo O
		ppb	ppb	ppb
x		0.000	105.880%	29.900
%RSD		0.000	0.517	129.900
Run	Time	111Cd	115In	121Sb
		ppb	ppb	ppb
x		106.802%	77.755%	104.481%
%RSD		0.704	1.455	0.991
Run	Time	137Ba	159Tb	165Ho
		ppb	ppb	ppb
x		102.339%	0.000	0.000
%RSD		0.998	0.000	0.000
Run	Time	205Tl	208Pb	209Bi
		ppb	ppb	ppb
x		108.019%	101.897%	85.291%
%RSD		0.263	0.820	0.939

CCB 2/25/2010 13:02:28 QC Status: FAIL (Initial: FAIL)

User Pre-dilution: 1.000

Run	Time	6Li	9Be	23Na
		ppb	ppb	ppb
x		88.971%	0.028	20.940
%RSD		0.345	46.330	2.526
Run	**Time**	**25Mg**	**27Al**	**35Cl**
		ppb	ppb	ppb
x		17.450	4.032	T 0.000
%RSD		23.730	29.270	T 0.000
Run	**Time**	**39K**	**43Ca**	**45Sc**
		ppb	ppb	ppb
x		23.950	27.810	T 80.553%
%RSD		20.220	6.070	T 0.395
Run	**Time**	**45Sc**	**51V**	**52Cr**
		ppb	ppb	ppb
x		81.173%	0.117	-0.006
%RSD		1.064	27.980	459.000
Run	**Time**	**53Cl O**	**55Mn**	**56Fe**
		ppb	ppb	ppb
x		-0.489	0.490	17.330
%RSD		2.395	2.767	6.025
Run	**Time**	**59Co**	**60Ni**	**65Cu**
		ppb	ppb	ppb
x		0.029	0.063	0.047
%RSD		12.560	51.810	82.790
Run	**Time**	**66Zn**	**72Ge**	**75As**
		ppb	ppb	ppb
x		0.935	82.378%	0.000
%RSD		19.870	1.952	36100.000
Run	**Time**	**77Ar Cl**	**78Se**	**95Mo**
		ppb	ppb	ppb
x		0.007	-0.026	0.134
%RSD		184.000	146.900	19.430
Run	**Time**	**105Pd**	**107Ag**	**108Mo O**
		ppb	ppb	ppb
x		0.000	0.037	0.384
%RSD		0.000	25.930	122.000
Run	**Time**	**111Cd**	**115In**	**121Sb**
		ppb	ppb	ppb
x		0.036	84.613%	0.027
%RSD		35.150	0.518	7.562
Run	**Time**	**137Ba**	**159Tb**	**165Ho**
		ppb	ppb	ppb
x		0.056	0.000	0.000
%RSD		28.530	0.000	0.000
Run	**Time**	**205Tl**	**208Pb**	**209Bi**
		ppb	ppb	ppb
x		0.202	0.044	97.931%
%RSD		5.411	5.164	0.696

LVWX8/10 2/25/2010 13:09:15 QC Status: PASS (Initial: PASS)

User Pre-dilution: 1.000

Run	Time	6Li	9Be	23Na
		ppb	ppb	ppb
x		88.890%	0.457	26.970
%RSD		2.177	3.066	4.194
Run	**Time**	**25Mg**	**27Al**	**35Cl**
		ppb	ppb	ppb
x		1058.000	M 5646.000	T 0.000
%RSD		4.990	M 1.270	T 0.000
Run	**Time**	**39K**	**43Ca**	**45Sc**
		ppb	ppb	ppb
x		366.000	1168.000	T 81.805%
%RSD		0.349	2.895	T 0.668
Run	**Time**	**45Sc**	**51V**	**52Cr**
		ppb	ppb	ppb
x		82.715%	11.290	7.508
%RSD		1.962	1.122	1.387
Run	**Time**	**53Cl O**	**55Mn**	**56Fe**
		ppb	ppb	ppb
x		0.364	T 233.700	T 10560.000
%RSD		24.860	T 0.365	T 0.606
Run	**Time**	**59Co**	**60Ni**	**65Cu**
		ppb	ppb	ppb
x		4.269	8.580	8.221
%RSD		5.637	3.425	3.785
Run	**Time**	**66Zn**	**72Ge**	**75As**
		ppb	ppb	ppb
x		71.740	84.390%	5.787
%RSD		3.452	3.219	3.538
Run	**Time**	**77Ar Cl**	**78Se**	**95Mo**
		ppb	ppb	ppb
x		-0.014	0.553	0.780
%RSD		192.200	24.170	5.697
Run	**Time**	**105Pd**	**107Ag**	**108Mo O**
		ppb	ppb	ppb
x		0.000	0.038	-0.673
%RSD		0.000	23.290	541.200
Run	**Time**	**111Cd**	**115In**	**121Sb**
		ppb	ppb	ppb
x		0.337	85.792%	0.100
%RSD		10.780	1.687	10.600
Run	**Time**	**137Ba**	**159Tb**	**165Ho**
		ppb	ppb	ppb
x		42.080	0.000	0.000
%RSD		2.272	0.000	0.000
Run	**Time**	**205Tl**	**208Pb**	**209Bi**
		ppb	ppb	ppb
x		0.167	14.080	98.532%
%RSD		0.883	0.665	1.770

CCV 2/25/2010 13:16:02 QC Status: PASS (Initial: PASS)

User Pre -dilution: 1.000

Run	Time	6Li	9Be	23Na
		ppb	ppb	ppb
x		83.520%	102.447%	T 98.075%
%RSD		1.839	2.555	T 2.351
Run	Time	25Mg	27Al	35Cl
		ppb	ppb	ppb
x		104.359%	106.555%	0.000
%RSD		1.774	2.785	0.000
Run	Time	39K	43Ca	45Sc
		ppb	ppb	ppb
x		T 105.253%	97.381%	T 77.060%
%RSD		T 3.852	2.067	T 0.882
Run	Time	45Sc	51V	52Cr
		ppb	ppb	ppb
x		79.899%	100.031%	101.597%
%RSD		4.007	0.941	0.494
Run	Time	53Cl O	55Mn	56Fe
		ppb	ppb	ppb
x		5.659	T 103.936%	T 98.555%
%RSD		21.710	T 0.565	T 1.435
Run	Time	59Co	60Ni	65Cu
		ppb	ppb	ppb
x		101.870%	101.633%	104.405%
%RSD		1.599	1.276	2.387
Run	Time	66Zn	72Ge	75As
		ppb	ppb	ppb
x		105.904%	77.306%	102.050%
%RSD		0.822	2.410	1.107
Run	Time	77Ar Cl	78Se	95Mo
		ppb	ppb	ppb
x		-0.106	105.066%	105.302%
%RSD		135.100	0.298	0.318
Run	Time	105Pd	107Ag	108Mo O
		ppb	ppb	ppb
x		0.000	105.304%	96.790
%RSD		0.000	0.827	89.010
Run	Time	111Cd	115In	121Sb
		ppb	ppb	ppb
x		105.569%	80.203%	102.965%
%RSD		1.307	2.291	1.052
Run	Time	137Ba	159Tb	165Ho
		ppb	ppb	ppb
x		101.805%	0.000	0.000
%RSD		1.213	0.000	0.000
Run	Time	205Tl	208Pb	209Bi
		ppb	ppb	ppb
x		107.490%	101.915%	86.126%
%RSD		0.495	0.954	0.874

CCB 2/25/2010 13:22:49 QC Status: FAIL (Initial: FAIL)

User Pre-dilution: 1.000

Run	Time	6Li	9Be	23Na
		ppb	ppb	ppb
x		87.807%	0.040	27.220
%RSD		1.857	13.890	3.818
Run	Time	25Mg	27Al	35Cl
		ppb	ppb	ppb
x		28.110	5.713	T 0.000
%RSD		4.053	13.520	T 0.000
Run	Time	39K	43Ca	45Sc
		ppb	ppb	ppb
x		31.330	33.330	T 81.577%
%RSD		4.194	9.691	T 0.926
Run	Time	45Sc	51V	52Cr
		ppb	ppb	ppb
x		83.121%	-0.051	0.073
%RSD		2.103	267.200	51.430
Run	Time	53Cl O	55Mn	56Fe
		ppb	ppb	ppb
x		-0.435	0.575	28.220
%RSD		35.760	3.534	16.640
Run	Time	59Co	60Ni	65Cu
		ppb	ppb	ppb
x		0.065	0.069	0.104
%RSD		31.630	57.070	25.010
Run	Time	66Zn	72Ge	75As
		ppb	ppb	ppb
x		0.946	82.934%	0.158
%RSD		13.300	0.910	38.250
Run	Time	77Ar Cl	78Se	95Mo
		ppb	ppb	ppb
x		-0.021	0.073	0.168
%RSD		103.700	91.660	11.810
Run	Time	105Pd	107Ag	108Mo O
		ppb	ppb	ppb
x		0.000	0.074	0.169
%RSD		0.000	19.830	921.300
Run	Time	111Cd	115In	121Sb
		ppb	ppb	ppb
x		0.075	85.875%	0.073
%RSD		54.960	1.081	30.000
Run	Time	137Ba	159Tb	165Ho
		ppb	ppb	ppb
x		0.090	0.000	0.000
%RSD		50.720	0.000	0.000
Run	Time	205Tl	208Pb	209Bi
		ppb	ppb	ppb
x		0.262	0.081	98.883%
%RSD		2.587	17.370	1.246

LVTRC 2/25/2010 13:29:36 QC Status: PASS (Initial: PASS)

User Pre -dilution: 1.000

Run	Time	6Li	9Be	23Na
		ppb	ppb	ppb
x		99.448%	4.192	225.900
%RSD		0.240	1.205	1.704
Run	Time	25Mg	27Al	35Cl
		ppb	ppb	ppb
x		13240.000	M 80380.000	T 0.000
%RSD		0.483	M 0.688	T 0.000
Run	Time	39K	43Ca	45Sc
		ppb	ppb	ppb
x		T 4724.000	9063.000	T 95.856%
%RSD		T 4.531	0.819	T 1.172
Run	Time	45Sc	51V	52Cr
		ppb	ppb	ppb
x		97.977%	198.600	101.900
%RSD		2.225	0.392	0.696
Run	Time	53Cl O	55Mn	56Fe
		ppb	ppb	ppb
x		7.088	TM 11170.000	TM 149900.000
%RSD		10.080	TM 0.328	TM 1.037
Run	Time	59Co	60Ni	65Cu
		ppb	ppb	ppb
x		91.550	91.880	64.540
%RSD		2.235	0.776	0.966
Run	Time	66Zn	72Ge	75As
		ppb	ppb	ppb
x		M 317.000	93.589%	73.620
%RSD		M 2.264	3.654	1.707
Run	Time	77Ar Cl	78Se	95Mo
		ppb	ppb	ppb
x		0.449	6.601	11.800
%RSD		6.749	2.766	3.652
Run	Time	105Pd	107Ag	108Mo O
		ppb	ppb	ppb
x		0.000	0.301	-14.160
%RSD		0.000	1.782	45.120
Run	Time	111Cd	115In	121Sb
		ppb	ppb	ppb
x		1.046	92.243%	0.759
%RSD		9.996	2.981	3.283
Run	Time	137Ba	159Tb	165Ho
		ppb	ppb	ppb
x		M 529.500	0.000	0.000
%RSD		M 1.351	0.000	0.000
Run	Time	205Tl	208Pb	209Bi
		ppb	ppb	ppb
x		1.467	126.200	97.634%
%RSD		0.961	0.567	1.213

LVTRM 2/25/2010 13:36:25 QC Status: PASS (Initial: PASS)

User Pre-dilution: 1.000

Run	Time	6Li	9Be	23Na
		ppb	ppb	ppb
x		88.720%	6.595	T 529.600
%RSD		1.960	1.581	T 2.472
Run	**Time**	**25Mg**	**27Al**	**35Cl**
		ppb	ppb	ppb
x		30030.000	M 100300.000	0.000
%RSD		1.159	M 0.871	0.000
Run	**Time**	**39K**	**43Ca**	**45Sc**
		ppb	ppb	ppb
x		T 7747.000	86170.000	T 91.109%
%RSD		T 4.708	1.465	T 0.301
Run	**Time**	**45Sc**	**51V**	**52Cr**
		ppb	ppb	ppb
x		90.250%	168.600	133.100
%RSD		2.206	0.647	0.655
Run	**Time**	**53Cl O**	**55Mn**	**56Fe**
		ppb	ppb	ppb
x		7.029	TM 3379.000	TM 224700.000
%RSD		10.570	TM 0.683	TM 0.238
Run	**Time**	**59Co**	**60Ni**	**65Cu**
		ppb	ppb	ppb
x		85.960	160.600	M 200.800
%RSD		0.847	0.557	M 0.719
Run	**Time**	**66Zn**	**72Ge**	**75As**
		ppb	ppb	ppb
x		M 870.300	85.775%	93.820
%RSD		M 0.510	1.365	0.994
Run	**Time**	**77Ar Cl**	**78Se**	**95Mo**
		ppb	ppb	ppb
x		0.700	8.792	9.005
%RSD		5.794	5.006	2.031
Run	**Time**	**105Pd**	**107Ag**	**108Mo O**
		ppb	ppb	ppb
x		0.000	0.296	-32.250
%RSD		0.000	5.083	85.640
Run	**Time**	**111Cd**	**115In**	**121Sb**
		ppb	ppb	ppb
x		13.370	86.310%	1.499
%RSD		2.279	0.999	5.816
Run	**Time**	**137Ba**	**159Tb**	**165Ho**
		ppb	ppb	ppb
x		M 849.500	0.000	0.000
%RSD		M 0.897	0.000	0.000
Run	**Time**	**205Tl**	**208Pb**	**209Bi**
		ppb	ppb	ppb
x		1.352	TM 281.800	90.057%
%RSD		0.691	TM 0.090	1.645

LVTRQ 2/25/2010 13:43:14 QC Status: PASS (Initial: PASS)

User Pre-dilution: 1.000

Run	Time	6Li	9Be	23Na
		ppb	ppb	ppb
x		101.514%	4.734	T 314.800
%RSD		0.703	2.542	T 0.990
Run	**Time**	**25Mg**	**27Al**	**35Cl**
		ppb	ppb	ppb
x		21940.000	M 95690.000	T 0.000
%RSD		1.082	M 0.169	T 0.000
Run	**Time**	**39K**	**43Ca**	**45Sc**
		ppb	ppb	ppb
x		T 8115.000	27480.000	T 101.479%
%RSD		T 2.588	1.890	T 0.385
Run	**Time**	**45Sc**	**51V**	**52Cr**
		ppb	ppb	ppb
x		98.228%	179.700	127.700
%RSD		1.383	0.260	0.032
Run	**Time**	**53Cl O**	**55Mn**	**56Fe**
		ppb	ppb	ppb
x		7.768	TM 3700.000	TM 185200.000
%RSD		4.835	TM 0.910	TM 0.294
Run	**Time**	**59Co**	**60Ni**	**65Cu**
		ppb	ppb	ppb
x		76.820	149.500	131.300
%RSD		0.255	0.328	0.950
Run	**Time**	**66Zn**	**72Ge**	**75As**
		ppb	ppb	ppb
x		M 557.700	94.866%	90.320
%RSD		M 0.912	1.707	0.546
Run	**Time**	**77Ar Cl**	**78Se**	**95Mo**
		ppb	ppb	ppb
x		0.672	6.598	10.610
%RSD		13.730	4.582	0.989
Run	**Time**	**105Pd**	**107Ag**	**108Mo O**
		ppb	ppb	ppb
x		0.000	0.287	-30.430
%RSD		0.000	3.510	33.010
Run	**Time**	**111Cd**	**115In**	**121Sb**
		ppb	ppb	ppb
x		1.451	91.926%	1.225
%RSD		8.260	1.595	4.262
Run	**Time**	**137Ba**	**159Tb**	**165Ho**
		ppb	ppb	ppb
x		M 594.400	0.000	0.000
%RSD		M 0.453	0.000	0.000
Run	**Time**	**205Tl**	**208Pb**	**209Bi**
		ppb	ppb	ppb
x		1.320	142.000	97.994%
%RSD		2.680	0.905	0.614

LVTTQ 2/25/2010 13:50:01 QC Status: PASS (Initial: PASS)

User Pre-dilution: 1.000

Run	Time	6Li	9Be	23Na
		ppb	ppb	ppb
x		105.029%	4.145	T 331.700
%RSD		0.707	1.871	T 2.019
Run	**Time**	**25Mg**	**27Al**	**35Cl**
		ppb	ppb	ppb
x		27960.000	TM 112500.000	T 0.000
%RSD		0.608	TM 0.109	T 0.000
Run	**Time**	**39K**	**43Ca**	**45Sc**
		ppb	ppb	ppb
x		T 8274.000	22660.000	T 103.857%
%RSD		T 1.265	1.109	T 0.592
Run	**Time**	**45Sc**	**51V**	**52Cr**
		ppb	ppb	ppb
x		102.250%	M 220.300	161.000
%RSD		2.060	M 1.193	0.820
Run	**Time**	**53Cl O**	**55Mn**	**56Fe**
		ppb	ppb	ppb
x		10.050	TM 1648.000	TM 219800.000
%RSD		5.164	TM 0.370	TM 0.688
Run	**Time**	**59Co**	**60Ni**	**65Cu**
		ppb	ppb	ppb
x		56.610	150.000	135.200
%RSD		1.396	1.588	2.121
Run	**Time**	**66Zn**	**72Ge**	**75As**
		ppb	ppb	ppb
x		M 411.600	96.648%	105.400
%RSD		M 2.104	2.783	1.376
Run	**Time**	**77Ar Cl**	**78Se**	**95Mo**
		ppb	ppb	ppb
x		0.613	7.475	12.340
%RSD		14.590	7.055	1.082
Run	**Time**	**105Pd**	**107Ag**	**108Mo O**
		ppb	ppb	ppb
x		0.000	0.209	-47.470
%RSD		0.000	6.918	12.580
Run	**Time**	**111Cd**	**115In**	**121Sb**
		ppb	ppb	ppb
x		0.608	92.523%	0.855
%RSD		13.040	1.912	5.225
Run	**Time**	**137Ba**	**159Tb**	**165Ho**
		ppb	ppb	ppb
x		M 473.700	0.000	0.000
%RSD		M 0.718	0.000	0.000
Run	**Time**	**205Tl**	**208Pb**	**209Bi**
		ppb	ppb	ppb
x		1.537	103.700	95.364%
%RSD		1.961	0.166	1.269

LVTTW 2/25/2010 13:56:48 QC Status: PASS (Initial: PASS)

User Pre-dilution: 1.000

Run	Time	6Li	9Be	23Na
		ppb	ppb	ppb
x		97.125%	3.942	T 407.500
%RSD		2.137	2.914	T 0.365
Run	**Time**	**25Mg**	**27Al**	**35Cl**
		ppb	ppb	ppb
x		40380.000	M 82010.000	0.000
%RSD		0.594	M 0.507	0.000
Run	**Time**	**39K**	**43Ca**	**45Sc**
		ppb	ppb	ppb
x		T 10460.000	50360.000	T 95.163%
%RSD		T 2.475	1.984	T 0.468
Run	**Time**	**45Sc**	**51V**	**52Cr**
		ppb	ppb	ppb
x		93.549%	142.800	126.400
%RSD		1.343	0.986	0.552
Run	**Time**	**53Cl O**	**55Mn**	**56Fe**
		ppb	ppb	ppb
x		7.179	TM 2607.000	TM 158100.000
%RSD		6.881	TM 0.514	TM 1.255
Run	**Time**	**59Co**	**60Ni**	**65Cu**
		ppb	ppb	ppb
x		66.760	151.000	121.800
%RSD		0.406	1.694	0.893
Run	**Time**	**66Zn**	**72Ge**	**75As**
		ppb	ppb	ppb
x		M 431.300	89.458%	65.430
%RSD		M 0.228	0.710	0.274
Run	**Time**	**77Ar Cl**	**78Se**	**95Mo**
		ppb	ppb	ppb
x		0.744	6.718	9.716
%RSD		6.657	6.557	3.447
Run	**Time**	**105Pd**	**107Ag**	**108Mo O**
		ppb	ppb	ppb
x		0.000	0.221	-28.610
%RSD		0.000	3.036	21.060
Run	**Time**	**111Cd**	**115In**	**121Sb**
		ppb	ppb	ppb
x		1.031	88.472%	0.709
%RSD		0.804	1.419	3.976
Run	**Time**	**137Ba**	**159Tb**	**165Ho**
		ppb	ppb	ppb
x		M 413.700	0.000	0.000
%RSD		M 0.800	0.000	0.000
Run	**Time**	**205Tl**	**208Pb**	**209Bi**
		ppb	ppb	ppb
x		1.273	96.330	91.959%
%RSD		0.922	0.250	1.332

LVTTX 2/25/2010 14:03:34 QC Status: PASS (Initial: PASS)

User Pre-dilution: 1.000

Run	Time	6Li	9Be	23Na
		ppb	ppb	ppb
x		81.198%	1.230	T 996.400
%RSD		1.719	5.766	T 1.006
Run	**Time**	**25Mg**	**27Al**	**35Cl**
		ppb	ppb	ppb
x		41490.000	M 26640.000	T 0.000
%RSD		1.163	M 1.858	T 0.000
Run	**Time**	**39K**	**43Ca**	**45Sc**
		ppb	ppb	ppb
x		T 2863.000	TM 237200.000	T 79.734%
%RSD		T 2.399	TM 2.310	T 0.812
Run	**Time**	**45Sc**	**51V**	**52Cr**
		ppb	ppb	ppb
x		79.778%	93.550	34.650
%RSD		0.396	1.163	1.852
Run	**Time**	**53Cl O**	**55Mn**	**56Fe**
		ppb	ppb	ppb
x		1.575	TM 1890.000	TM 101500.000
%RSD		20.000	TM 0.982	TM 0.675
Run	**Time**	**59Co**	**60Ni**	**65Cu**
		ppb	ppb	ppb
x		37.420	78.880	102.700
%RSD		0.962	1.848	1.599
Run	**Time**	**66Zn**	**72Ge**	**75As**
		ppb	ppb	ppb
x		M 515.200	76.483%	50.150
%RSD		M 1.554	1.832	1.797
Run	**Time**	**77Ar Cl**	**78Se**	**95Mo**
		ppb	ppb	ppb
x		0.521	4.760	4.342
%RSD		4.411	9.673	1.856
Run	**Time**	**105Pd**	**107Ag**	**108Mo O**
		ppb	ppb	ppb
x		0.000	0.187	-14.600
%RSD		0.000	6.345	30.750
Run	**Time**	**111Cd**	**115In**	**121Sb**
		ppb	ppb	ppb
x		0.914	80.173%	0.982
%RSD		10.010	1.484	4.414
Run	**Time**	**137Ba**	**159Tb**	**165Ho**
		ppb	ppb	ppb
x		112.600	0.000	0.000
%RSD		0.998	0.000	0.000
Run	**Time**	**205Tl**	**208Pb**	**209Bi**
		ppb	ppb	ppb
x		0.441	59.090	83.523%
%RSD		2.402	0.167	0.768

LV1L1B 2/25/2010 14:10:20 QC Status: PASS (Initial: PASS)

User Pre-dilution: 1.000

Run	Time	6Li	9Be	23Na
		ppb	ppb	ppb
x		87.071%	-0.006	71.210
%RSD		0.537	65.280	2.879
Run	**Time**	**25Mg**	**27Al**	**35Cl**
		ppb	ppb	ppb
x		31.930	5.209	0.000
%RSD		34.260	20.610	0.000
Run	**Time**	**39K**	**43Ca**	**45Sc**
		ppb	ppb	ppb
x		32.560	216.300	T 77.536%
%RSD		3.224	2.330	T 0.715
Run	**Time**	**45Sc**	**51V**	**52Cr**
		ppb	ppb	ppb
x		83.721%	-0.006	0.863
%RSD		2.879	1036.000	3.448
Run	**Time**	**53Cl O**	**55Mn**	**56Fe**
		ppb	ppb	ppb
x		-0.875	0.897	59.030
%RSD		9.302	1.699	0.907
Run	**Time**	**59Co**	**60Ni**	**65Cu**
		ppb	ppb	ppb
x		0.014	0.501	0.455
%RSD		6.312	4.970	13.390
Run	**Time**	**66Zn**	**72Ge**	**75As**
		ppb	ppb	ppb
x		6.840	84.834%	0.027
%RSD		6.110	2.036	332.000
Run	**Time**	**77Ar Cl**	**78Se**	**95Mo**
		ppb	ppb	ppb
x		0.280	0.134	0.039
%RSD		10.480	124.300	65.970
Run	**Time**	**105Pd**	**107Ag**	**108Mo O**
		ppb	ppb	ppb
x		0.000	0.011	-0.128
%RSD		0.000	51.500	856.000
Run	**Time**	**111Cd**	**115In**	**121Sb**
		ppb	ppb	ppb
x		0.007	86.767%	0.014
%RSD		83.240	1.033	2.099
Run	**Time**	**137Ba**	**159Tb**	**165Ho**
		ppb	ppb	ppb
x		0.484	0.000	0.000
%RSD		8.768	0.000	0.000
Run	**Time**	**205Tl**	**208Pb**	**209Bi**
		ppb	ppb	ppb
x		0.022	0.082	97.334%
%RSD		21.110	5.444	0.433

LV1L1C 2/25/2010 14:17:08 QC Status: PASS (Initial: PASS)

User Pre-dilution: 1.000

Run	Time	6Li	9Be	23Na
		ppb	ppb	ppb
x		83.757%	93.050	T 9740.000
%RSD		0.496	1.081	T 0.488
Run	**Time**	**25Mg**	**27Al**	**35Cl**
		ppb	ppb	ppb
x		10440.000	M 10200.000	0.000
%RSD		1.869	M 0.891	0.000
Run	**Time**	**39K**	**43Ca**	**45Sc**
		ppb	ppb	ppb
x		T 10060.000	10190.000	T 76.135%
%RSD		T 2.144	0.882	T 0.344
Run	**Time**	**45Sc**	**51V**	**52Cr**
		ppb	ppb	ppb
x		77.818%	95.620	99.050
%RSD		0.923	1.137	0.515
Run	**Time**	**53Cl O**	**55Mn**	**56Fe**
		ppb	ppb	ppb
x		6.147	116.500	11300.000
%RSD		2.788	0.309	1.296
Run	**Time**	**59Co**	**60Ni**	**65Cu**
		ppb	ppb	ppb
x		100.400	101.700	102.900
%RSD		0.202	0.882	1.615
Run	**Time**	**66Zn**	**72Ge**	**75As**
		ppb	ppb	ppb
x		98.890	74.239%	85.880
%RSD		1.013	0.811	1.217
Run	**Time**	**77Ar Cl**	**78Se**	**95Mo**
		ppb	ppb	ppb
x		-0.048	79.500	98.900
%RSD		28.580	2.792	1.227
Run	**Time**	**105Pd**	**107Ag**	**108Mo O**
		ppb	ppb	ppb
x		0.000	101.800	35.150
%RSD		0.000	0.452	168.800
Run	**Time**	**111Cd**	**115In**	**121Sb**
		ppb	ppb	ppb
x		94.780	80.397%	89.480
%RSD		1.540	0.970	1.452
Run	**Time**	**137Ba**	**159Tb**	**165Ho**
		ppb	ppb	ppb
x		98.180	0.000	0.000
%RSD		0.218	0.000	0.000
Run	**Time**	**205Tl**	**208Pb**	**209Bi**
		ppb	ppb	ppb
x		104.700	99.740	89.165%
%RSD		0.119	1.212	0.332

LV03V 2/25/2010 14:23:55 QC Status: PASS (Initial: PASS)

User Pre-dilution: 1.000

Run	Time	6Li	9Be	23Na
		ppb	ppb	ppb
x		87.525%	6.335	218.000
%RSD		0.519	0.584	0.775
Run	**Time**	**25Mg**	**27Al**	**35Cl**
		ppb	ppb	ppb
x		6441.000	M 21490.000	0.000
%RSD		0.553	M 1.521	0.000
Run	**Time**	**39K**	**43Ca**	**45Sc**
		ppb	ppb	ppb
x		T 3523.000	31610.000	T 94.831%
%RSD		T 2.661	0.956	T 0.298
Run	**Time**	**45Sc**	**51V**	**52Cr**
		ppb	ppb	ppb
x		95.562%	98.500	88.670
%RSD		0.814	0.560	0.458
Run	**Time**	**53Cl O**	**55Mn**	**56Fe**
		ppb	ppb	ppb
x		3.630	TM 7616.000	TM 329300.000
%RSD		8.244	TM 0.747	TM 1.796
Run	**Time**	**59Co**	**60Ni**	**65Cu**
		ppb	ppb	ppb
x		61.890	122.800	56.070
%RSD		1.058	2.190	0.649
Run	**Time**	**66Zn**	**72Ge**	**75As**
		ppb	ppb	ppb
x		M 529.500	93.224%	42.400
%RSD		M 2.094	2.614	2.264
Run	**Time**	**77Ar Cl**	**78Se**	**95Mo**
		ppb	ppb	ppb
x		0.631	6.718	3.962
%RSD		23.070	4.708	1.708
Run	**Time**	**105Pd**	**107Ag**	**108Mo O**
		ppb	ppb	ppb
x		0.000	0.202	-40.710
%RSD		0.000	11.870	19.670
Run	**Time**	**111Cd**	**115In**	**121Sb**
		ppb	ppb	ppb
x		1.648	90.685%	0.917
%RSD		11.660	2.530	3.629
Run	**Time**	**137Ba**	**159Tb**	**165Ho**
		ppb	ppb	ppb
x		M 348.300	0.000	0.000
%RSD		M 0.823	0.000	0.000
Run	**Time**	**205Tl**	**208Pb**	**209Bi**
		ppb	ppb	ppb
x		1.193	103.500	89.858%
%RSD		2.589	0.662	1.246

CCV 3 2/25/2010 14:30:42 QC Status: PASS (Initial: FAIL)

User Pre -dilution: 1.000

Run	Time	6Li	9Be	23Na
		ppb	ppb	ppb
x		83.896%	104.388%	┬ 96.423%
%RSD		2.325	1.806	┬1.651
Run	**Time**	**25Mg**	**27Al**	**35Cl**
		ppb	ppb	ppb
x		103.898%	107.119%	0.000
%RSD		1.088	1.791	0.000
Run	**Time**	**39K**	**43Ca**	**45Sc**
		ppb	ppb	ppb
x		┬ 105.169%	100.424%	┬ 75.974%
%RSD		┬4.026	2.072	┬0.552
Run	**Time**	**45Sc**	**51V**	**52Cr**
		ppb	ppb	ppb
x		79.129%	101.202%	101.396%
%RSD		1.908	1.167	0.985
Run	**Time**	**53Cl O**	**55Mn**	**56Fe**
		ppb	ppb	ppb
x		3.849	┬ 102.836%	┬ 94.010%
%RSD		15.690	┬0.907	┬0.721
Run	**Time**	**59Co**	**60Ni**	**65Cu**
		ppb	ppb	ppb
x		101.792%	102.956%	103.033%
%RSD		0.797	0.723	0.730
Run	**Time**	**66Zn**	**72Ge**	**75As**
		ppb	ppb	ppb
x		103.047%	76.713%	102.380%
%RSD		1.371	1.547	1.137
Run	**Time**	**77Ar Cl**	**78Se**	**95Mo**
		ppb	ppb	ppb
x		-0.171	101.504%	104.815%
%RSD		24.910	2.538	0.850
Run	**Time**	**105Pd**	**107Ag**	**108Mo O**
		ppb	ppb	ppb
x		0.000	105.827%	116.800
%RSD		0.000	0.722	31.420
Run	**Time**	**111Cd**	**115In**	**121Sb**
		ppb	ppb	ppb
x		107.039%	79.284%	103.454%
%RSD		1.370	0.637	1.625
Run	**Time**	**137Ba**	**159Tb**	**165Ho**
		ppb	ppb	ppb
x		103.052%	0.000	0.000
%RSD		0.775	0.000	0.000
Run	**Time**	**205Tl**	**208Pb**	**209Bi**
		ppb	ppb	ppb
x		107.641%	102.750%	85.162%
%RSD		1.143	0.429	1.141

CCB 3 2/25/2010 14:37:29 QC Status: FAIL (Initial: FAIL)

User Pre-dilution: 1.000

Run	Time	6Li	9Be	23Na
		ppb	ppb	ppb
x		89.874%	0.050	34.600
%RSD		1.672	21.060	1.884
Run	**Time**	**25Mg**	**27Al**	**35Cl**
		ppb	ppb	ppb
x		45.260	7.839	T 0.000
%RSD		41.490	34.680	T 0.000
Run	**Time**	**39K**	**43Ca**	**45Sc**
		ppb	ppb	ppb
x		44.340	35.120	T 77.130%
%RSD		4.584	7.633	T 0.449
Run	**Time**	**45Sc**	**51V**	**52Cr**
		ppb	ppb	ppb
x		81.583%	0.045	0.049
%RSD		1.313	393.900	73.060
Run	**Time**	**53Cl O**	**55Mn**	**56Fe**
		ppb	ppb	ppb
x		-0.585	0.759	77.330
%RSD		35.400	4.551	32.690
Run	**Time**	**59Co**	**60Ni**	**65Cu**
		ppb	ppb	ppb
x		0.105	0.129	0.152
%RSD		32.460	35.400	16.530
Run	**Time**	**66Zn**	**72Ge**	**75As**
		ppb	ppb	ppb
x		1.058	82.241%	0.108
%RSD		19.600	1.471	77.270
Run	**Time**	**77Ar Cl**	**78Se**	**95Mo**
		ppb	ppb	ppb
x		0.040	-0.009	0.182
%RSD		50.820	1087.000	8.033
Run	**Time**	**105Pd**	**107Ag**	**108Mo O**
		ppb	ppb	ppb
x		0.000	0.104	0.190
%RSD		0.000	18.000	177.300
Run	**Time**	**111Cd**	**115In**	**121Sb**
		ppb	ppb	ppb
x		0.113	83.832%	0.115
%RSD		22.830	0.545	13.780
Run	**Time**	**137Ba**	**159Tb**	**165Ho**
		ppb	ppb	ppb
x		0.167	0.000	0.000
%RSD		25.270	0.000	0.000
Run	**Time**	**205Tl**	**208Pb**	**209Bi**
		ppb	ppb	ppb
x		0.279	0.117	96.806%
%RSD		4.736	20.630	0.142

TestAmerica
THE LEADER IN ENVIRONMENTAL TESTING

MISCELLANEOUS DATA

North Canton

Metals Internal Chain of Custody

Date Prepared: 02/24/10 **Prep Analyst:** Lisa Mcgall

Laboratory Sample ID		Lab ID	Method	Analysis Date	Analyst	Instrument
A0B180429	1	LVTQQ	SW846 6020	02/25/10	Karen Counts	I8
A0B180429	1	LVTQQ	SW846 7471A	02/24/10	Roger Toth	H1
A0B180429	2	LVTQ1	SW846 6020	02/25/10	Karen Counts	I8
A0B180429	2	LVTQ1	SW846 7471A	02/24/10	Roger Toth	H1
A0B180429	3	LVTQ2	SW846 6020	02/25/10	Karen Counts	I8
A0B180429	3	LVTQ2	SW846 7471A	02/24/10	Roger Toth	H1
A0B180429	4	LVTQ3	SW846 6020	02/25/10	Karen Counts	I8
A0B180429	4	LVTQ3	SW846 7471A	02/24/10	Roger Toth	H1
A0B180429	6	LVTRC	SW846 6020	02/25/10	Karen Counts	I8
A0B180429	7	LVTRM	SW846 6020	02/25/10	Karen Counts	I8
A0B180429	8	LVTRQ	SW846 6020	02/25/10	Karen Counts	I8
A0B180429	9	LVTTQ	SW846 6020	02/25/10	Karen Counts	I8
A0B180429	10	LVTTW	SW846 6020	02/25/10	Karen Counts	I8
A0B180429	11	LVTTX	SW846 6020	02/25/10	Karen Counts	I8
A0B180429	12	LVTT0	SW846 6020	02/25/10	Karen Counts	I8
A0B180429	12	LVTT0	SW846 7471A	02/24/10	Roger Toth	H1
A0B180429	14	LVTT9	SW846 6020	02/25/10	Karen Counts	I8
A0B180429	14	LVTT9	SW846 7471A	02/24/10	Roger Toth	H1
A0B180429	15	LVTVA	SW846 6020	02/25/10	Karen Counts	I8
A0B180429	15	LVTVA	SW846 7471A	02/24/10	Roger Toth	H1

U - Unfiltered F - Filtered T - TCLP L - SPLP East W - SPLP West

METALS PREPARATION SUMMARY

Preparation Type	Matrix	Amount of Standard added to LCS & MS/MSD		Initial Sample Vol/Wt	Final Sample Volume
		Amount	Standard name		
ICP	water	1 mL 1 mL 1.0 mL	Ag ICP-1 ICP-2A	50 mL	50 mL
ICPMS	water	0.5ml 0.5ml	ICPMS-1 ICPMS-2	50 mL	50 mL
Hg - CVAA	water	5 mL (LCS) 1 mL (MS/MSD)	HG-1 HG-1	100 mL	100 mL
Hg - CVAF (low level)	water	0.2 mL (LCS/MS/MSD)	HG ICAL	40 ml	40 ml
ICP	solid	2 mL 2 mL 2 mL	Ag ICP-1 ICP-2A	1.00 +/- .02g	100 mL
ICPMS	solid	1ml 1ml	ICPMS-1 ICPMS-2	1.00 +/- .02g	100ml
Hg - CVAA	solid	5 mL (LCS) 1 mL (MS/MSD)	HG-1 HG-1	0.60 +/- .01g	100 mL
ICP	TCLP	1 mL (LCS) 1 mL(LCS)	Ag ICP-1	50 mL	50 mL
ICP	TCLP	0.5 mL(MS/MSD)	TCLP Spike I RCRA	50 mL	50 mL
ICP	TCLP	1 mL(MS/MSD)	TCLP Spike II Non-RCRA	50 mL	50 mL
Hg - CVAA	TCLP	5 mL (LCS) 5 mL (MS/MSD)	HG-1 HG-1	100 mL	100 mL

Mercury Standards Preparation				
Final Concentration		Spiking Standard		
		Amount	Standard	Concentration
Calibration Standards:				
0.0002 ppm		0.2 mL	HG-2	0.1 ppm
0.0005 ppm		0.5 mL	HG-2	0.1 ppm
0.001 ppm		1 mL	HG-2	0.1 ppm
0.005 ppm		5 mL	HG-2	0.1 ppm
0.010 ppm		10 mL	HG-2	0.1 ppm
ICV Preparation				
0.0025 ppm		2.5 mL	HG-1	0.1 ppm
CCV Preparation:				
0.005 ppm		5 mL	HG-2	0.1 ppm

Low Level Mercury Standards Preparation				
Final Concentration		Spiking Standard		
		Amount	Standard	Concentration
Calibration Standards:				
0.5 ppt		20 ul	HG ICAL	1.0 ppb
1.0 ppt		40 ul	HG ICAL	1.0 ppb
2 ppt		80 ul	HG ICAL	1.0 ppb
5 ppt		200 ul	HG ICAL	1.0 ppb
10 ppt		400 ul	HG ICAL	1.0 ppb
25 ppt		1000 ul	HG ICAL	1.0 ppb
ICV Preparation				
5 ppt		200 ul	HG ICV	1.0 ppb
CCV Preparation:				
5 ppt		200 ul	HG ICAL	1.0 ppb

SPIKING STANDARD DEFINITIONS

Elements	Ag	ICP-1	ICP-2A	ICPMS-1	ICPMS-2	HG-1	HG-2	HG ICAL	HG ICV	TCLP Spike I	TCLP Spike II
Ag	2.5 ppm			10ppm						100 ppm	
Al		100 ppm			1000ppm						100 ppm
As		100 ppm		10ppm						500 ppm	
Ba		100 ppm		10ppm						5000 ppm	
Be		2.5 ppm		10ppm							2.5 ppm
Cd		2.5 ppm		10ppm						100 ppm	
Ca			2500 ppm		1000ppm						
Co		25 ppm		10ppm							25 ppm
Cr		10 ppm		10ppm						500 ppm	
Cu		12.5 ppm		10ppm							12.5 ppm
Fe		50 ppm			1000ppm						50 ppm
Hg						0.1 ppm	0.1 ppm	1.0 ppb	1.0 ppb		
K			2500 ppm		1000ppm						
Mg			2500 ppm		1000ppm						
Mn		25 ppm		10ppm							25 ppm
Na			2500 ppm		1000ppm						
Ni		25 ppm		10ppm							25 ppm
Pb		25 ppm		10ppm						500 ppm	
Sb		25 ppm		10ppm							25 ppm
Se		100 ppm		10ppm						100 ppm	
Tl		100 ppm		10ppm							100 ppm
V		25 ppm		10ppm							25 ppm
Zn		25 ppm		10ppm							25 ppm
B		50 ppm		10ppm							50 ppm
Sr		50 ppm		10ppm							
Mo		50 ppm		10ppm							50 ppm
W		50 ppm		10ppm							
Sn		100 ppm		10ppm							100 ppm
Zr		50 ppm		10ppm							
Ti		50 ppm		10ppm							

Test America North Canton
Revised 4/5/02
N:\Metals\Preplog.xls

DATE: 2.24.10

METALS PREPARATION REAGENTS/STANDARDS

Reagents and Standards listed on this form are used for the entire day's prep batches unless otherwise noted on the individual prep log.

REAGENT NAME	REAGENT NUMBER
1:1 HNO_3 (nitric acid)	OMR123
1:1 HCl (hydrochloric acid)	OMR77
HNO_3 (nitric acid)	OMR100
HCl (hydrochloric acid)	OMR102
$KMnO_4$ (potassium permanganate)	OMR94
$K_2S_2O_8$ (potassium persulfate)	OMR97
H_2O_2 (hydrogen peroxide)	9MR782
H_2SO_4 (sulfuric acid)	OMR91
HCl/HNO_3 (aqua regia)	OMR124

STANDARD NAME	STANDARD/LOT NUMBER
ICP-1	OA17
ICP-2A	OA46
RCRA	———
non-RCRA	———
Ag	OB82
Hg	OB95
ICPMS-1	HPS0928714A HPS0928716B
ICPMS-2	HPS0930821

Filter Paper Lot #
K 11589107 A

Waters

Hg time in the water bath (HB1) ———
Hg time out of the water bath (HB1) ———

Solids

Hg time in the water bath (HB1) 11:15
Hg time out of the water bath (HB1) 11:45

Times listed are for the waters and solids for that day unless otherwise noted.

All solid batches were weighed on balance number B030 unless otherwise noted.

Daily Batch Level II Lisa McGee

Hg Standard Curve Preparation Summary

Date: 2.24.10

Time In: 8:30 > SOLID

Time Out: 9:00

H2O

11:30

1:30

Standard Concentrations	Standard Numbers
S0	
0.2 ppb	
CRA - 0.2 ppb	
0.5 ppb	
1.0 ppb	STD 0B96
5.0 ppb	
10.0 ppb	
CCV - 5.0 ppb	
CCB	
ICV - 2.5 ppb	STD 0B95
ICB	

TestAmerica
THE LEADER IN ENVIRONMENTAL TESTING

GENERAL CHEMISTRY DATA

TestAmerica
THE LEADER IN ENVIRONMENTAL TESTING

SAMPLE DATA

Science Applications International Corp

Client Sample ID: B12SS-036M-5038-SO

General Chemistry

Lot-Sample #...: A0B180429-001 **Work Order #...:** LVTQQ **Matrix.....:** SO
Date Sampled...: 02/16/10 10:30 **Date Received..:** 02/17/10
% Moisture.....: 1.9

PARAMETER	RESULT	RL	UNITS	METHOD	PREPARATION-ANALYSIS DATE	PREP BATCH #
Percent Solids	**98.1**	**10.0**	**%**	**MCAWW 160.3 MOD**	**02/25-02/26/10**	**0056091**

Dilution Factor: 1 MDL.....: 10.0

Science Applications International Corp

Client Sample ID: B12SS-037M-5039-SO

General Chemistry

Lot-Sample #...: A0B180429-002 **Work Order #...:** LVTQ1 **Matrix.....:** SO
Date Sampled...: 02/16/10 14:17 **Date Received..:** 02/17/10
% Moisture.....: 2.0

PARAMETER	RESULT	RL	UNITS	METHOD	PREPARATION-ANALYSIS DATE	PREP BATCH #
Percent Solids	**98.0**	**10.0**	**%**	**MCAWW 160.3 MOD**	**02/25-02/26/10**	**0056091**

Dilution Factor: 1 MDL.....: 10.0

Science Applications International Corp

Client Sample ID: B12SS-037M-6049-FD

General Chemistry

Lot-Sample #...: A0B180429-003 **Work Order #...:** LVTQ2 **Matrix.....:** SO
Date Sampled...: 02/16/10 14:17 **Date Received..:** 02/17/10
% Moisture.....: 2.0

PARAMETER	RESULT	RL	UNITS	METHOD	PREPARATION-ANALYSIS DATE	PREP BATCH #
Percent Solids	**98.0**	**10.0**	**%**	**MCAWW 160.3 MOD**	**02/25-02/26/10**	**0056091**

Dilution Factor: 1 MDL.....: 10.0

Science Applications International Corp

Client Sample ID: B12SS-038M-5040-SO

General Chemistry

Lot-Sample #...: A0B180429-004 **Work Order #...:** LVTQ3 **Matrix.....:** SO
Date Sampled...: 02/16/10 13:10 **Date Received..:** 02/17/10
% Moisture.....: 1.9

PARAMETER	RESULT	RL	UNITS	METHOD	PREPARATION-ANALYSIS DATE	PREP BATCH #
Nitrocellulose	**0.87 B,J**	**5.1**	**mg/kg**	**MCAWW 353.2**	**02/25-03/01/10**	**0056149**
		Dilution Factor: 1		MDL.....: 0.79		
Percent Solids	**98.1**	**10.0**	**%**	**MCAWW 160.3 MOD**	**02/25-02/26/10**	**0056091**
		Dilution Factor: 1		MDL.....: 10.0		

NOTE(S):

RL Reporting Limit

Results and reporting limits have been adjusted for dry weight.

B Estimated result. Result is less than RL.

J Method blank contamination. The associated method blank contains the target analyte at a reportable level.

Science Applications International Corp

Client Sample ID: B12SS-038M-5040-SO(VOC)

General Chemistry

Lot-Sample #...: A0B180429-005 **Work Order #...:** LVTQ4 **Matrix.....:** SO
Date Sampled...: 02/16/10 13:10 **Date Received..:** 02/17/10
% Moisture.....: 30

PARAMETER	RESULT	RL	UNITS	METHOD	PREPARATION-ANALYSIS DATE	PREP BATCH #
Percent Solids	**69.5**	**10.0**	**%**	**MCAWW 160.3 MOD**	**02/19-02/20/10**	**0050250**
	Dilution Factor: 1			MDL.....: 10.0		

Science Applications International Corp

Client Sample ID: B12SS-033-5041-SO

General Chemistry

Lot-Sample #...: A0B180429-006 **Work Order #...:** LVTRC **Matrix.....:** SO
Date Sampled...: 02/16/10 14:50 **Date Received..:** 02/17/10
% Moisture.....: 31

PARAMETER	RESULT	RL	UNITS	METHOD	PREPARATION-ANALYSIS DATE	PREP BATCH #
Hexavalent Chromium	ND	1.2	mg/kg	SW846 7196A	02/24-02/25/10	0054270
		Dilution Factor: 1		MDL.....: 0.39		
Percent Solids	**68.6**	**10.0**	**%**	**MCAWW 160.3 MOD**	**02/19-02/20/10**	**0050250**
		Dilution Factor: 1		MDL.....: 10.0		

NOTE(S):

RL Reporting Limit

Results and reporting limits have been adjusted for dry weight.

Science Applications International Corp

Client Sample ID: B12SS-034-5042-SO

General Chemistry

Lot-Sample #...: A0B180429-007 **Work Order #...:** LVTRM **Matrix.....:** SO
Date Sampled...: 02/16/10 15:00 **Date Received..:** 02/17/10
% Moisture.....: 24

PARAMETER	RESULT	RL	UNITS	METHOD	PREPARATION-ANALYSIS DATE	PREP BATCH #
Hexavalent Chromium	ND	1.1	mg/kg	SW846 7196A	02/24-02/25/10	0054270
		Dilution Factor: 1		MDL.....: 0.35		
Percent Solids	**76.2**	**10.0**	**%**	**MCAWW 160.3 MOD**	**02/19-02/20/10**	**0050250**
		Dilution Factor: 1		MDL.....: 10.0		

NOTE(S):

RL Reporting Limit

Results and reporting limits have been adjusted for dry weight.

Science Applications International Corp

Client Sample ID: B12SS-035-5043-SO

General Chemistry

Lot-Sample #...: A0B180429-008 **Work Order #...:** LVTRQ **Matrix.....:** SO
Date Sampled...: 02/16/10 14:50 **Date Received..:** 02/17/10
% Moisture.....: 21

PARAMETER	RESULT	RL	UNITS	METHOD	PREPARATION-ANALYSIS DATE	PREP BATCH #
Hexavalent Chromium	**0.39 J**	**1.0**	**mg/kg**	**SW846 7196A**	**02/24-02/25/10**	**0054270**
	Dilution Factor: 1			MDL.....: 0.34		
Percent Solids	**79.2**	**10.0**	**%**	**MCAWW 160.3 MOD**	**02/19-02/20/10**	**0050250**
	Dilution Factor: 1			MDL.....: 10.0		

NOTE(S):

RL Reporting Limit

Results and reporting limits have been adjusted for dry weight.

J Estimated result: result is less than RL and greater than or equal to the MDL.

Science Applications International Corp

Client Sample ID: ATASS-012-5033-SO

General Chemistry

Lot-Sample #...: A0B180429-009 **Work Order #...:** LVTTQ **Matrix.....:** SO
Date Sampled...: 02/17/10 12:35 **Date Received..:** 02/17/10
% Moisture.....: 22

PARAMETER	RESULT	RL	UNITS	METHOD	PREPARATION-ANALYSIS DATE	PREP BATCH #
Hexavalent Chromium	**1.1**	**1.0**	**mg/kg**	**SW846 7196A**	**02/24-02/25/10**	**0054270**
		Dilution Factor: 1		MDL.....: 0.35		
Percent Solids	**77.8**	**10.0**	**%**	**MCAWW 160.3 MOD**	**02/19-02/20/10**	**0050250**
		Dilution Factor: 1		MDL.....: 10.0		

NOTE(S):

RL Reporting Limit

Results and reporting limits have been adjusted for dry weight.

Science Applications International Corp

Client Sample ID: ATASS-013-5034-SO

General Chemistry

Lot-Sample #...: A0B180429-010 **Work Order #...:** LVTTW **Matrix.....:** SO
Date Sampled...: 02/17/10 12:20 **Date Received..:** 02/17/10
% Moisture.....: 21

PARAMETER	RESULT	RL	UNITS	METHOD	PREPARATION-ANALYSIS DATE	PREP BATCH #
Hexavalent Chromium	ND	1.0	mg/kg	SW846 7196A	02/24-02/25/10	0054270
		Dilution Factor: 1		MDL.....: 0.34		
Percent Solids	**78.8**	**10.0**	**%**	**MCAWW 160.3 MOD**	**02/19-02/20/10**	**0050250**
		Dilution Factor: 1		MDL.....: 10.0		

NOTE(S):

RL Reporting Limit

Results and reporting limits have been adjusted for dry weight.

Science Applications International Corp

Client Sample ID: ATASS-014-5035-SO

General Chemistry

Lot-Sample #...: A0B180429-011 **Work Order #...:** LVTTX **Matrix.....:** SO
Date Sampled...: 02/17/10 12:10 **Date Received..:** 02/17/10
% Moisture.....: 14

PARAMETER	RESULT	RL	UNITS	METHOD	PREPARATION-ANALYSIS DATE	PREP BATCH #
Hexavalent Chromium	ND	0.93	mg/kg	SW846 7196A	02/24-02/25/10	0054270
		Dilution Factor: 1		MDL.....: 0.31		
Percent Solids	**86.5**	**10.0**	**%**	**MCAWW 160.3 MOD**	**02/19-02/20/10**	**0050250**
		Dilution Factor: 1		MDL.....: 10.0		

NOTE(S):

RL Reporting Limit

Results and reporting limits have been adjusted for dry weight.

Science Applications International Corp

Client Sample ID: ATASS-015M-5036-SO

General Chemistry

Lot-Sample #...: A0B180429-012 **Work Order #...:** LVTT0 **Matrix.....:** SO
Date Sampled...: 02/17/10 12:00 **Date Received..:** 02/17/10
% Moisture.....: 1.9

PARAMETER	RESULT	RL	UNITS	METHOD	PREPARATION-ANALYSIS DATE	PREP BATCH #
Nitrocellulose	**2.4 B,J**	**5.1**	**mg/kg**	**MCAWW 353.2**	**02/25-03/01/10**	**0056149**
		Dilution Factor: 1		MDL.....: 0.80		
Percent Solids	**98.1**	**10.0**	**%**	**MCAWW 160.3 MOD**	**02/25-02/26/10**	**0056091**
		Dilution Factor: 1		MDL.....: 10.0		

NOTE(S):

RL Reporting Limit

Results and reporting limits have been adjusted for dry weight.

B Estimated result. Result is less than RL.

J Method blank contamination. The associated method blank contains the target analyte at a reportable level.

Science Applications International Corp

Client Sample ID: ATASS-015M-5036-SO(VOCS)

General Chemistry

Lot-Sample #...: A0B180429-013 **Work Order #...:** LVTT7 **Matrix.....:** SO
Date Sampled...: 02/17/10 12:00 **Date Received..:** 02/17/10
% Moisture.....: 25

PARAMETER	RESULT	RL	UNITS	METHOD	PREPARATION-ANALYSIS DATE	PREP BATCH #
Percent Solids	**74.6**	**10.0**	**%**	**MCAWW 160.3 MOD**	**02/19-02/20/10**	**0050250**
		Dilution Factor: 1		MDL.....: 10.0		

Science Applications International Corp

Client Sample ID: ATASS-016M-5037-SO

General Chemistry

Lot-Sample #...: A0B180429-014 **Work Order #...:** LVTT9 **Matrix.....:** SO
Date Sampled...: 02/17/10 10:45 **Date Received..:** 02/17/10
% Moisture.....: 2.1

PARAMETER	RESULT	RL	UNITS	METHOD	PREPARATION-ANALYSIS DATE	PREP BATCH #
Percent Solids	**97.9**	**10.0**	**%**	**MCAWW 160.3 MOD**	**02/25-02/26/10**	**0056091**
	Dilution Factor: 1			MDL.....: 10.0		

Science Applications International Corp

Client Sample ID: ATASS-016M-6047-FD

General Chemistry

Lot-Sample #...: A0B180429-015 **Work Order #...:** LVTVA **Matrix.....:** SO
Date Sampled...: 02/17/10 10:45 **Date Received..:** 02/17/10
% Moisture.....: 2.1

PARAMETER	RESULT	RL	UNITS	METHOD	PREPARATION-ANALYSIS DATE	PREP BATCH #
Percent Solids	**97.9**	**10.0**	**%**	**MCAWW 160.3 MOD**	**02/25-02/26/10**	**0056091**

Dilution Factor: 1 MDL.....: 10.0

METHOD BLANK REPORT

General Chemistry

Client Lot #...: A0B180429 **Matrix.....:** SOLID

PARAMETER	RESULT	REPORTING LIMIT	UNITS	METHOD	PREPARATION-ANALYSIS DATE	PREP BATCH #
Hexavalent Chromium		Work Order #: LV3X21AE		MB Lot-Sample #:	A0B230000-270	
	ND	0.80	mg/kg	SW846 7196A	02/24-02/25/10	0054270
		Dilution Factor: 1				
Nitrocellulose		Work Order #: LV3EQ1AA		MB Lot-Sample #:	G0B250000-149	
	0.80 B	**5.0**	**mg/kg**	**MCAWW 353.2**	**02/25-03/01/10**	**0056149**
		Dilution Factor: 1				
Percent Solids		Work Order #: LVWJA1AA		MB Lot-Sample #:	A0B190000-250	
	ND	10.0	%	MCAWW 160.3 MOD	02/19-02/20/10	0050250
		Dilution Factor: 1				
Percent Solids		Work Order #: LV2781AA		MB Lot-Sample #:	A0B250000-091	
	ND	10.0	%	MCAWW 160.3 MOD	02/25-02/26/10	0056091
		Dilution Factor: 1				

NOTE(S):

Calculations are performed before rounding to avoid round-off errors in calculated results.

B Estimated result. Result is less than RL.

LABORATORY CONTROL SAMPLE EVALUATION REPORT

General Chemistry

Client Lot #...: A0B180429 **Matrix.....:** SOLID

PARAMETER	PERCENT RECOVERY	RECOVERY LIMITS	METHOD	PREPARATION-ANALYSIS DATE	PREP BATCH #
Hexavalent Chromium		Work Order #: LV3X21AF	LCS Lot-Sample#: A0B230000-270		
	106	(80 - 120)	SW846 7196A	02/24-02/25/10	0054270
		Dilution Factor: 1			
Nitrocellulose		Work Order #: LV3EQ1AC	LCS Lot-Sample#: G0B250000-149		
	67	(34 - 115)	MCAWW 353.2	02/25-03/01/10	0056149
		Dilution Factor: 1			

NOTE(S):

Calculations are performed before rounding to avoid round-off errors in calculated results.

LABORATORY CONTROL SAMPLE DATA REPORT

General Chemistry

Client Lot #...: A0B180429 **Matrix.....:** SOLID

PARAMETER	SPIKE AMOUNT	MEASURED AMOUNT	UNITS	PERCNT RECVRY	METHOD	PREPARATION-ANALYSIS DATE	PREP BATCH #
Hexavalent Chromium		Work Order #: LV3X21AF		LCS Lot-Sample#: A0B230000-270			
	20.0	21.1	mg/kg	106	SW846 7196A	02/24-02/25/10	0054270
		Dilution Factor: 1					
Nitrocellulose		Work Order #: LV3EQ1AC		LCS Lot-Sample#: G0B250000-149			
	50.9	34.2	mg/kg	67	MCAWW 353.2	02/25-03/01/10	0056149
		Dilution Factor: 1					

NOTE(S):

Calculations are performed before rounding to avoid round-off errors in calculated results.

MATRIX SPIKE SAMPLE EVALUATION REPORT

General Chemistry

Client Lot #...: A0B180429 **Matrix.....:** SOLID
Date Sampled...: 02/15/10 15:10 **Date Received..:** 02/16/10

PARAMETER	PERCENT RECOVERY	RECOVERY LIMITS	RPD	RPD LIMITS	METHOD	PREPARATION-ANALYSIS DATE	PREP BATCH #
						% Moisture.....: 31	
Nitrocellulose		WO#: LVQVK1CF-MS/LVQVK1CG-MSD				MS Lot-Sample #: A0B160474-004	
	34	(34 - 115)			MCAWW 353.2	02/25-03/01/10	0056149
	32 N	(34 - 115)	5.2	(0-71)	MCAWW 353.2	02/25-03/01/10	0056149
		Dilution Factor: 1					

NOTE(S):

Calculations are performed before rounding to avoid round-off errors in calculated results.

Results and reporting limits have been adjusted for dry weight.

N Spiked analyte recovery is outside stated control limits.

MATRIX SPIKE SAMPLE DATA REPORT

General Chemistry

Client Lot #...: A0B180429 **Matrix.....:** SOLID
Date Sampled...: 02/15/10 15:10 **Date Received..:** 02/16/10

PARAMETER	SAMPLE AMOUNT	SPIKE AMT	MEASRD AMOUNT	UNITS	PERCNT RECVRY	RPD	METHOD	PREPARATION-ANALYSIS DATE	PREP BATCH #
							% Moisture.....: 31		
Nitrocellulose			WO#: LVQVK1CF-MS/LVQVK1CG-MSD				MS Lot-Sample #: A0B160474-004		
	1.2	73.1	25.7	mg/kg	34		MCAWW 353.2	02/25-03/01/10	0056149
	1.2	73.4	24.4 N	mg/kg	32	5.2	MCAWW 353.2	02/25-03/01/10	0056149
			Dilution Factor: 1						

NOTE(S):

Calculations are performed before rounding to avoid round-off errors in calculated results.

Results and reporting limits have been adjusted for dry weight.

N Spiked analyte recovery is outside stated control limits.

SAMPLE DUPLICATE EVALUATION REPORT

General Chemistry

Client Lot #...: A0B180429 **Work Order #...:** LVR2L-SMP **Matrix.....:** SOLID
LVR2L-DUP
Date Sampled...: 02/16/10 13:24 **Date Received..:** 02/17/10
% Moisture.....: 17

PARAM	RESULT	DUPLICATE RESULT	UNITS	RPD	RPD LIMIT	METHOD	PREPARATION-ANALYSIS DATE	PREP BATCH #
Percent Solids						SD Lot-Sample #: A0B170490-005		
	82.5	81.9	%	0.83	(0-20)	MCAWW 160.3 MOD	02/19-02/20/10	0050250

Dilution Factor: 1

SAMPLE DUPLICATE EVALUATION REPORT

General Chemistry

Client Lot #...: A0B180429 **Work Order #...:** LVTT7-SMP **Matrix.....:** SO
LVTT7-DUP
Date Sampled...: 02/16/10 12:00 **Date Received..:** 02/17/10
% Moisture.....: 25

PARAM	RESULT	DUPLICATE RESULT	UNITS	RPD	RPD LIMIT	METHOD	PREPARATION-ANALYSIS DATE	PREP BATCH #
Percent Solids						SD Lot-Sample #: A0B180429-013		
	74.6	77.8	%	4.1	(0-20)	MCAWW 160.3 MOD	02/19-02/20/10	0050250

Dilution Factor: 1

SAMPLE DUPLICATE EVALUATION REPORT

General Chemistry

Client Lot #...: A0B180429 **Work Order #...:** LT58G-SMP **Matrix.....:** SOLID
LT58G-DUP
Date Sampled...: 01/28/10 **Date Received..:** 02/01/10
% Moisture.....: 25

PARAM	RESULT	DUPLICATE RESULT	UNITS	RPD	RPD LIMIT	METHOD	PREPARATION-ANALYSIS DATE	PREP BATCH #
Percent Solids						SD Lot-Sample #: A0B030504-014		
	75.4	75.7	%	0.51	(0-20)	MCAWW 160.3 MOD	02/25-02/26/10	0056091

Dilution Factor: 1

SAMPLE DUPLICATE EVALUATION REPORT

General Chemistry

Client Lot #...: A0B180429 **Work Order #...:** LV1X2-SMP **Matrix.....:** SOLID
LV1X2-DUP
Date Sampled...: 02/23/10 08:45 **Date Received..:** 02/24/10
% Moisture.....: 21

PARAM	RESULT	DUPLICATE RESULT	UNITS	RPD	RPD LIMIT	METHOD	PREPARATION-ANALYSIS DATE	PREP BATCH #
Percent Solids						SD Lot-Sample #: A0B240423-001		
	78.9	77.4	%	2.0	(0-20)	MCAWW 160.3 MOD	02/25-02/26/10	0056091

Dilution Factor: 1

TestAmerica
THE LEADER IN ENVIRONMENTAL TESTING

SUPPORTIVE RAW DATA

			TestAmerica, North Canton			
		Percent Total Solid/Percent Moisture Logsheet				
		Method 160.3, 160.5, D2216-90, D1553-83				
Analysis	TS			Batch		50250
Prep Date	2/19/2010	Time In	2:45	Analyst	6531	WETCHEM
					BW	
Anal date	2/20/2010	Time Out	8:45	RL	10	
Oven	**2**	Balance	**6**	Due Date:	**3/3/2010**	

Sample	Tare	Wet	Dry	Result TS	Result MS	Time
ID	wt	wt	wt	%	%	
BLANK	4.6084	4.6616	4.6500	1.77	ND	10:37
LVR2G1AA	4.6084	19.7407	17.8519	87.518	12.482	10:37
LVR2H1AA	4.6084	11.2529	9.5105	73.777	26.223	10:37
LVR2J1AA	4.6084	8.6606	7.4375	69.816	30.184	10:37
LVR2K1AA	4.6084	9.7742	8.3825	73.059	26.941	10:38
LVR2L1AA	4.6084	11.1609	10.0167	82.538	17.462	10:38
LVR2L1AM X	4.6084	10.5543	9.4757	81.860	18.140	10:38
LVR2P1AA	4.6084	10.2790	9.5982	87.994	12.006	10:38
LVR2T1AA	4.6084	10.5375	9.7949	87.475	12.525	10:38
LVR2V1AA	4.6084	11.0875	10.4783	90.597	9.403	10:39
LVTQ41AA	4.6084	20.9982	16.0006	69.508	30.492	10:39
LVTRC1AA	4.6084	23.4261	17.5113	68.568	31.432	10:39
LVTRM1AA	4.6084	26.4920	21.2754	76.162	23.838	10:39
LVTRQ1AA	4.6084	19.8130	16.6544	79.226	20.774	10:39
LVTTQ1AA	4.6084	19.9899	16.5717	77.777	22.223	10:40
LVTTW1AA	4.6084	15.2683	13.0061	78.778	21.222	10:40
LVTTX1AA	4.6084	16.6863	15.0523	86.471	13.529	10:40
LVTT71AA	4.6084	18.3156	14.8396	74.641	25.359	10:40
LVTT71AD X	4.6084	18.1988	15.1770	77.765	22.235	10:40
LVVFK1AA	4.6084	16.7833	12.4876	64.717	35.283	10:40
LVVF11AM	4.6084	19.6794	15.3605	71.343	28.657	10:41
LVVF61AM	4.6084	17.5371	12.4891	60.955	39.045	10:41
	4.6084			100.000	0.000	

TestAmerica, North Canton

3060A/7196A Cr+6 Solid Logsheet

Analysis	CR+6 - Soils	Batch	0054269/70/1		Spectrophotometer			
					SPEC 20			
Prep Date	02/24/10	Lcs No.	HX00329					
					Wavelength			
Anal Date	02/25/10	Lcs Prep	2/23/2010		540			
		Date			RL			
Analyst	JM	Balance ID:	23		0.8 MG/KG			
Std No	Conc	ABS						
NA	0	0		Slope	0.6029			
HX00322	0.01	0.003		Intercept	0.0008			
HX00323	0.02	0.009		r	0.9989			
HX00324	0.10	0.052						
HX00325	0.25	0.161						
HX00326	0.50	0.321						
HX00327	1.00	0.593						
						Curve units mg/L		
Sample No	**ABS**	**Sample Vol**	**Final Vol**	**Dil**	**Final Conc**			
		in g	**in ml**		**in mg/kg**			
ICV	0.309	2.5	100	1	20.4477		HX00328	
BLK S	0.000	2.5	100	1	-0.0519			
Blank	0.000	2.5	100	1	-0.0519			
LCS - Sol	0.319	2.5	100	1	21.1111	TV=20	HX00329	
LCS - InSol	0.302	2.5	100	50	999.1642	TV=644	HX00330	
Sample No	**Sample Abs.**	**Bgk Abs**	**Corr Abs**	**Spk Amt**	**Curve Info**			**MSA Conc.**
CCV	0.309	2.5	100	1	20.4477			**in mg/kg**
CCB	0.000	2.5	100	1	-0.0519			
LVWTG	0.009	0.000	0.009	0.00	Slope	0.01392		0.4460
	0.016	0.000	0.016	0.80	Intercept	0.00621		
	0.060	0.000	0.060	4.00	r	0.99987		
	0.285	0.000	0.285	20.00				
LVWTH	0.005	0.000	0.005	0.00	Slope	0.01217		0.9872
	0.023	0.000	0.023	0.80	Intercept	0.01202		

	0.071	0.003	0.068	4.00	r	0.99864		
	0.257	0.003	0.254	20.00				
CCV	0.308	2.5	100	1	20.3813			
CCB	0.000	2.5	100	1	-0.0519			
LVWTJ	0.023	0.001	0.022	0.00	Slope	0.01338		3.5334
	0.064	0.004	0.060	0.80	Intercept	0.04728	CLOUDY	
	0.130	0.000	0.130	4.00	r	0.98413	SEE BELOW	
	0.309	0.000	0.309	20.00				
LVWTK	0.007	0.007	0.000	0.00	Slope	0.01487		0.1726
	0.021	0.003	0.018	0.80	Intercept	0.00257		
	0.062	0.001	0.061	4.00	r	0.99983		
	0.3	0.000	0.300	20.00				
CCV	0.289	2.5	100	1	19.1208			
CCB	0.001	2.5	100	1	0.0145			
LVTRC	0.009	0.007	0.002	0	Slope	0.01552		0.4645
	0.018	0.005	0.013	0.8	Intercept	-0.00721		
	0.044	0.01	0.034	4	r	0.99533	SEE BELOW	
	0.307	0	0.307	20				
LVTRM	0.013	0.009	0.004	0	Slope	0.01396		0.0216
	0.011	0	0.011	0.8	Intercept	-0.00030		
	0.057	0.007	0.050	4	r	0.99951		
	0.28	0	0.280	20				
CCV	0.295	2.5	100.000	1	19.5189			
CCB	0.002	2.5	100.000	1	0.0808			
LVTRQ	0.001	0	0.001	0	Slope	0.01437		0.3059
	0.016	0	0.016	0.8	Intercept	0.00440		
	0.066	0	0.066	4	r	0.99973		
	0.291	0	0.291	20				
LVTTQ	0.004	0.001	0.003	0	Slope	0.00929		0.8270
	0.014	0	0.014	0.8	Intercept	0.00768		
	0.054	0.002	0.052	4	r	0.99831		
	0.2	0.008	0.192	20				
CCV	0.299	2.5	100.000	1	19.7843			
CCB	0.001	2.5	100.000	1	0.0145			
LVTTW	0	0	0.000	0	Slope	0.01444		0.1046
	0.012	0	0.012	0.8	Intercept	-0.00151		
	0.052	0	0.052	4	r	0.99977		
	0.288	0	0.288	20				
LVTTX	0.004	0.005	-0.001	0	Slope	0.01572		0.2509
	0.013	0	0.013	0.8	Intercept	-0.00394		
	0.05	0	0.050	4	r	0.99915		
	0.312	0	0.312	20				
CCV	0.292	2.5	100.000	1	19.3199			

CCB	0.001	2.5	100.000	1	0.0145			
LVWX6	0.01	0	0.010	0	Slope	0.00970		1.5281
	0.019	0	0.019	0.8	Intercept	0.01483		
	0.064	0	0.064	4	r	0.99704		
	0.212	0.005	0.207	20				
LVWOA	0.036	0	0.036	0	Slope	0.00801		4.5027
	0.036	0	0.036	0.8	Intercept	0.03608		
	0.087	0.011	0.076	4	r	0.99688		
	0.196	0.001	0.195	20				
CCV	0.296	2.5	100.000	1	19.5852			
CCB	0.001	2.5	100.000	1	0.0145			
LVWOD	0.031	0.004	0.027	0	Slope	0.01271		2.4153
	0.021	0	0.021	0.8	Intercept	0.03070	CLOUDY	
	0.152	0.042	0.110	4	r	0.98569	SEE BELOW	
	0.283	0.003	0.280	20				
LVWOE	0.025	0.007	0.018	0	Slope	0.00999		2.8812
	0.047	0.005	0.042	0.8	Intercept	0.02879		
	0.102	0.026	0.076	4	r	0.99624		
	0.236	0.009	0.227	20				
CCV	0.289	2.5	100.000	1	19.1208			
CCB	0.001	2.5	100.000	1	0.0145			
LVWOF	0.057	0.026	0.031	0	Slope	0.00851		6.3514
	0.121	0.067	0.054	0.8	Intercept	0.05402	YELLOW	
	0.193	0.068	0.125	4	r	0.95138	SEE BELOW	
	0.222	0.005	0.217	20				
LVWOG	0.004	0	0.004	0	Slope	0.01275		0.0059
	0.022	0.007	0.015	0.8	Intercept	-0.00008		
	0.041	0.001	0.040	4	r	0.99809		
	0.257	0	0.257	20				
CCV	0.292	2.5	100.000	1	19.3199			
CCB	0.002	2.5	100.000	1	0.0808			
LVWOH	0.002	0	0.002	0	Slope	0.01223		0.5462
	0.021	0	0.021	0.8	Intercept	0.00668		
	0.056	0	0.056	4	r	0.99946		
	0.251	0	0.251	20				
LVWOJ	0.238	0.213	0.025	0	Slope	0.00081		26.0400
	0.1	0.079	0.021	0.8	Intercept	0.02100	YELLOW	
	0.088	0.068	0.020	4	r	0.91101	SEE BELOW	
	0.133	0.095	0.038	20				
CCV	0.29	2.5	100.000	1	19.1872			
CCB	0.002	2.5	100.000	1	0.0808			
LVVGR	0	0	0.000	0	Slope	0.01699		0.2709
	0.012	0	0.012	0.8	Intercept	-0.00460		
	0.061	0.007	0.054	4	r	0.99920		

	0.337	0	0.337	20				
LVVGW	0	0	0.000	0	Slope	0.01543		0.0440
	0.016	0	0.016	0.8	Intercept	-0.00068		
	0.055	0	0.055	4	r	0.99955		
	0.309	0	0.309	20				
CCV	0.289	2.5	100.000	1	19.1208			
CCB	0.002	2.5	100.000	1	0.0808			
LVWOD	0.027	2.5	100.000	1	1.7394			
LVWOF	0.031	2.5	100.000	1	2.0047			
LVWOJ	0.025	2.5	100.000	1	1.6067			
LVWTJ	0.022	2.5	100.000	1	1.4077			
LVTRC	0.002	2.5	100.000	1	0.0808			
		2.5	100.000	1	-0.0519			
		2.5	100.000	1	-0.0519			
		2.5	100.000	1	-0.0519			
		2.5	100.000	1	-0.0519			
CCV	0.29	2.5	100.000	1	19.1872			
CCB	0.001	2.5	100.000	1	0.0145			

TestAmerica, North Canton

General Chemistry Data Review Checklist

Parameter(s): Cr+6

Batch(es): 0054269/1011

Method #/SOP#: 7196A

Review Items	Level I Review			Level II Review		
A. Initial Calibration	YES	NO	N/A	YES	NO	N/A
1. Initial calibration correlation coefficient ≥ 0.995?	✓			✓		
2. Calibration curve consist of the minimum number of calibration standards?	✓			✓		
3. ICV analyzed at immediately after calibration and within control limits ? (90-110%)	✓			✓		
4. ICB analyzed immediately after ICV and within criteria (± RL)?	✓			✓		
B. Continuing Calibration						
1. CCV analyzed every 10 samples, at end of sequence and within criteria?	✓			✓		
2. CCB analyzed every 10 samples, at end of sequence & within criteria (±RL)?	✓			✓		
C. Sample Results						
1. Were samples with concentrations > the linear range diluted and reanalyzed ?	✓			✓		✓
2. All reported results bracketed by in control QC ?	✓			✓		
3. Sample analyses done within holding time ?	✓			✓		
D. Quality Control						
1. LCS per prep batch and within QC limits ? *(LCSD, where applicable)*	✓			✓		
2. Method blank done per prep batch and < RL. Method blank RL supports the lowest RL reported for the batch?	✓			✓		
3. MS/MSD run at required frequency and evaluated? MS/MSD reported properly and calculated correctly?			✓			✓
4. Duplicate samples run at required frequency (duplicate sample performed per matrix encountered)?			✓			✓
E. Titrant						
1. Titrant standardized?			✓			✓
2. If no, standardization expires						✓
F. Other						
1. Are all nonconformances documented appropriately (NCM or narrative)?			✓			✓
2. Calculations checked for error ?	✓			✓		
3. Transcriptions checked for error ?	✓			✓		
4. All client/project specific requirements met ?	✓			✓		
5. Date/time of preparation and analysis verified as correct ?	✓			✓		
6. Units verified as correct?	✓			✓		
7. Dilutions have been properly applied and RL's adjusted appropriately?			✓			✓
8. SOP followed?	✓			✓		
9. Calculations checked at minimum frequency (at least 20%, 100% for QC)?			✓	✓		
10. All reagent and standard numbers recorded in logbook?	✓			✓		
11. Edits dated and initialed	✓			✓		

Comment on any "NO" response(s):

Level I reviewer: JM Date: 2/25/10

Level II Reviewer: CL/SS Date: 2/25/10

N:\Inorganics\spreadsheets2\Use This Wet Chem_Level I.doc
Corporate Policy, QA-012
Revision date: 08/25/00

TestAmerica, North Canton

3060A/7196A Cr+6 Solid Logsheet

Analysis	CR+6 - Soils	Batch	0054269/70/1		Spectrophotometer			
					SPEC 20			
Prep Date	02/24/10	Lcs No.	HX00329					
					Wavelength			
Anal Date	02/25/10	Lcs Prep	2/23/2010		540			
		Date			RL			
Analyst	JM	Balance ID:	23		0.8 MG/KG			
Std No	Conc	ABS						
NA	0	0		Slope	0.6029			
HX00322	0.01	0.003		Intercept	0.0008			
HX00323	0.02	0.009		r	0.9989			
HX00324	0.10	0.052						
HX00325	0.25	0.161						
HX00326	0.50	0.321						
HX00327	1.00	0.593						
						Curve units mg/L		
Sample No	**ABS**	**Sample Vol**	**Final Vol**	**Dil**	**Final Conc**			
		in g	**in ml**		**in mg/kg**			
ICV	0.309	2.5	100	1	20.4477		HX00328	
BLK S	0.000	2.5	100	1	-0.0519			
Blank	0.000	2.5	100	1	-0.0519			
LCS - Sol	0.319	2.5	100	1	21.1111	TV=20	HX00329	
LCS - InSol	0.302	2.5	100	50	999.1642	TV=644	HX00330	
Sample No	**Sample Abs.**	**Bgk Abs**	**Corr Abs**	**Spk Amt**	**Curve Info**			**MSA Conc.**
CCV	0.309	2.5	100	1	20.4477			**in mg/kg**
CCB	0.000	2.5	100	1	-0.0519			
LVWTG	0.009	0.000	0.009	0.00	Slope	0.01392		0.4460
	0.016	0.000	0.016	0.80	Intercept	0.00621		
	0.060	0.000	0.060	4.00	r	0.99987		
	0.285	0.000	0.285	20.00				
LVWTH	0.005	0.000	0.005	0.00	Slope	0.01217		0.9872
	0.023	0.000	0.023	0.80	Intercept	0.01202		

	0.071	0.003	0.068	4.00	r	0.99864		
	0.257	0.003	0.254	20.00				
CCV	0.308	2.5	100	1	20.3813			
CCB	0.000	2.5	100	1	-0.0519			
LVWTJ	0.023	0.001	0.022	0.00	Slope	0.01338		3.5334
	0.064	0.004	0.060	0.80	Intercept	0.04728	CLOUDY	
	0.130	0.000	0.130	4.00	r	0.98413	SEE BELOW	
	0.309	0.000	0.309	20.00				
LVWTK	0.007	0.007	0.000	0.00	Slope	0.01487		0.1726
	0.021	0.003	0.018	0.80	Intercept	0.00257		
	0.062	0.001	0.061	4.00	r	0.99983		
	0.3	0.000	0.300	20.00				
CCV	0.289	2.5	100	1	19.1208			
CCB	0.001	2.5	100	1	0.0145			
LVTRC	0.009	0.007	0.002	0	Slope	0.01552		0.4645
	0.018	0.005	0.013	0.8	Intercept	-0.00721		
	0.044	0.01	0.034	4	r	0.99533		
	0.307	0	0.307	20				
LVTRM	0.013	0.009	0.004	0	Slope	0.01396		0.0216
	0.011	0	0.011	0.8	Intercept	-0.00030		
	0.057	0.007	0.050	4	r	0.99951		
	0.28	0	0.280	20				
CCV	0.295	2.5	100.000	1	19.5189			
CCB	0.002	2.5	100.000	1	0.0808			
LVTRQ	0.001	0	0.001	0	Slope	0.01437		0.3059
	0.016	0	0.016	0.8	Intercept	0.00440		
	0.066	0	0.066	4	r	0.99973		
	0.291	0	0.291	20				
LVTTQ	0.004	0.001	0.003	0	Slope	0.00929		0.8270
	0.014	0	0.014	0.8	Intercept	0.00768		
	0.054	0.002	0.052	4	r	0.99831		
	0.2	0.008	0.192	20				
CCV	0.299	2.5	100.000	1	19.7843			
CCB	0.001	2.5	100.000	1	0.0145			
LVTTW	0	0	0.000	0	Slope	0.01444		0.1046
	0.012	0	0.012	0.8	Intercept	-0.00151		
	0.052	0	0.052	4	r	0.99977		
	0.288	0	0.288	20				
LVTTX	0.004	0.005	-0.001	0	Slope	0.01572		0.2509
	0.013	0	0.013	0.8	Intercept	-0.00394		
	0.05	0	0.050	4	r	0.99915		
	0.312	0	0.312	20				
CCV	0.292	2.5	100.000	1	19.3199			

1616

North Canton

CCB	0.001	2.5	100.000	1	0.0145			
LVWX6	0.01	0	0.010	0	Slope	0.00970		1.5281
	0.019	0	0.019	0.8	Intercept	0.01483		
	0.064	0	0.064	4	r	0.99704		
	0.212	0.005	0.207	20				
LVWOA	0.036	0	0.036	0	Slope	0.00801		4.5027
	0.036	0	0.036	0.8	Intercept	0.03608		
	0.087	0.011	0.076	4	r	0.99688		
	0.196	0.001	0.195	20				
CCV	0.296	2.5	100.000	1	19.5852			
CCB	0.001	2.5	100.000	1	0.0145			
LVWOD	0.031	0.004	0.027	0	Slope	0.01271		2.4153
	0.021	0	0.021	0.8	Intercept	0.03070	CLOUDY	
	0.152	0.042	0.110	4	r	0.98569	SEE BELOW	
	0.283	0.003	0.280	20				
LVWOE	0.025	0.007	0.018	0	Slope	0.00999		2.8812
	0.047	0.005	0.042	0.8	Intercept	0.02879		
	0.102	0.026	0.076	4	r	0.99624		
	0.236	0.009	0.227	20				
CCV	0.289	2.5	100.000	1	19.1208			
CCB	0.001	2.5	100.000	1	0.0145			
LVWOF	0.057	0.026	0.031	0	Slope	0.00851		6.3514
	0.121	0.067	0.054	0.8	Intercept	0.05402	YELLOW	
	0.193	0.068	0.125	4	r	0.95138	SEE BELOW	
	0.222	0.005	0.217	20				
LVWOG	0.004	0	0.004	0	Slope	0.01275		0.0059
	0.022	0.007	0.015	0.8	Intercept	-0.00008		
	0.041	0.001	0.040	4	r	0.99809		
	0.257	0	0.257	20				
CCV	0.292	2.5	100.000	1	19.3199			
CCB	0.002	2.5	100.000	1	0.0808			
LVWOH	0.002	0	0.002	0	Slope	0.01223		0.5462
	0.021	0	0.021	0.8	Intercept	0.00668		
	0.056	0	0.056	4	r	0.99946		
	0.251	0	0.251	20				
LVWOJ	0.238	0.213	0.025	0	Slope	0.00081		26.0400
	0.1	0.079	0.021	0.8	Intercept	0.02100	YELLOW	
	0.088	0.068	0.020	4	r	0.91101	SEE BELOW	
	0.133	0.095	0.038	20				
CCV	0.29	2.5	100.000	1	19.1872			
CCB	0.002	2.5	100.000	1	0.0808			
LVVGR	0	0	0.000	0	Slope	0.01699		0.2709
	0.012	0	0.012	0.8	Intercept	-0.00460		
	0.061	0.007	0.054	4	r	0.99920		

	0.337	0	0.337	20				
LVVGW	0	0	0.000	0	Slope	0.01543		0.0440
	0.016	0	0.016	0.8	Intercept	-0.00068		
	0.055	0	0.055	4	r	0.99955		
	0.309	0	0.309	20				
CCV	0.289	2.5	100.000	1	19.1208			
CCB	0.002	2.5	100.000	1	0.0808			
LVWTJ	0.169	2.5	100.000	1	11.1599			
LVWOD	0.027	2.5	100.000	1	1.7394			
LVWOF	0.031	2.5	100.000	1	2.0047			
LVWOJ	0.025	2.5	100.000	1	1.6067			
LVWTJ	0.022	2.5	100.000	1	1.4077			
		2.5	100.000	1	-0.0519			
		2.5	100.000	1	-0.0519			
		2.5	100.000	1	-0.0519			
		2.5	100.000	1	-0.0519			
		2.5	100.000	1	-0.0519			
CCV	0.29	2.5	100.000	1	19.1872			
CCB	0.001	2.5	100.000	1	0.0145			

TESTAMERICA, NORTH CANTON

Cr+6 Solid Weight Sheet

Analyst(s): AMM

Batch No: 0054269 | 70 | 71

Weigh Date: 2/23/10

Balance ID: B023

Prep Date: 2/24/10

Anal. Date: 2/25/10

Time On: 2:30

Time Off: 3:30

Sample No.	Wt. 1 (g)	Wt. 2 (g)	Wt. 3 (g)	Wt. 4 (g)
LVWTG	2.52	2.53	2.50	2.53
LVWTH	2.49	2.48	2.52	2.49
LVWTJ	2.51	2.53	2.48	2.51
LVWTK	2.47	2.49	2.53	2.52
LVTRC	2.52	2.50	2.45	2.53
LVTRM	2.46	2.46	2.51	2.53
LVTRQ	2.50	2.54	2.53	2.46
LVTTQ	2.48	2.54	2.49	2.46
LVTTW	2.53	2.46	2.53	2.50
LVTTX	2.50	2.53	2.49	2.53
LVWX6	2.48	2.51	2.51	2.50
LVWOA	2.51	2.54	2.52	2.49
LVWOD	2.47	2.51	2.47	2.53
LVWOE	2.49	2.52	2.54	2.50
LVWOF	2.48	2.53	2.51	2.52
LVWOG	2.52	2.49	2.50	2.48
LVWOH	2.51	2.50	2.52	2.48
LVWOJ	2.46	2.48	2.47	2.47
LVVGR	2.49	2.48	2.50	2.51
LVVGW	2.47	2.47	2.52	2.48

TestAmerica, North Canton
Hexachrome Solid Reagent and Standard Sheet

Date: 2/24/2010

Analyst: jm

Reagent Name	Reagent Number
Alkaline Buffer Reagent:	WR00133 137
Phosphate Buffer:	WR00131.136
Magnesium Chloride:	WR91280
Ottawa Sand:	WR70439
Color Reagent:	WR00158
H2SO4:	WR00140

Conc.	Standard #
0.01:	HX00322
0.02:	HX00323
0.10:	HX00324
0.25:	HX00325
0.50:	HX00326
1.00:	HX00327
CCV:	HX00328
LCS:	HX00329
LCS-S:	HX00330

			TestAmerica, North Canton					
		Percent Total Solid/Percent Moisture Logsheet						
		Method 160.3, 160.5, D2216-90, D1553-83						
Analysis	TS			Batch		56091		
Prep Date	2/25/2010	Time In	11:10	Analyst	BW	WETCHEMNC		
					SS			
Anal date	2/26/2010	Time Out	7:00	RL	10			
Oven	**2**	Balance	**6**	Due Date:	**2/16/2010**			
Sample	Tare	Wet	Dry	Result TS	Result MS	Time	comments	
ID	wt	wt	wt	%	%			
BLANK	4.586	4.5640	4.5543	0.73	ND	9:56		
LT57H1A3	4.586	12.6117	10.5563	74.390	25.610	9:56		
LT5781AW	4.586	16.2104	13.0110	72.477	27.523	9:56		
LT58G1AW	4.586	11.9685	10.1497	75.363	24.637	9:56		
LT58G1AX X	4.586	9.2475	8.1169	75.746	24.254	9:57		
LV1X21AA	4.586	14.0965	12.0882	78.883	21.117	9:57		
LV1X21AL X	4.586	9.4950	8.3833	77.354	22.646	9:57		
LV16A1AA	4.586	17.2321	14.5271	78.610	21.390	9:57	TRAY	
LV10K	4.586	22.4562	19.9238	85.829	14.171	10:00	LV10K	
LV22D	4.586	12.8601	11.0680	78.341	21.659	10:01	LV22D	
LV22Q	4.586	14.1061	11.8639	76.448	23.552	10:01	LV22Q	
LV22W	4.586	20.0272	16.6230	77.954	22.046	10:01	LV22W	
LV220	4.586	16.7041	14.0229	77.874	22.126	10:01	LV220	
LVTQQ	4.586	11.3935	11.2622	98.071	1.929	10:01	LVTQQ	
LVTQ1	4.586	12.0355	11.8853	97.984	2.016	10:02	LVTQ1	
LVTQ2	4.586	11.2713	11.1367	97.987	2.013	10:02	LVTQ2	
LVTQ3	4.586	12.0910	11.9503	98.125	1.875	10:02	LVTQ3	
LVTT0	4.586	13.2183	13.0556	98.115	1.885	10:02	LVTT0	
LVTT9	4.586	12.6007	12.4306	97.878	2.122	10:02	LVTT9	
LVTVA	4.586	13.2592	13.0782	97.913	2.087	10:03	LVTVA	
LV2M9	4.586	10.4782	9.4737	82.952	17.048	10:03	LV2M9	
LV2NE	4.586	20.4904	18.0922	84.921	15.079	10:03	LV2NE	
	4.586			100.000	0.000			
	4.5499			100.000	0.000			
	4.5499			100.000	0.000			
	4.5499			100.000	0.000			
	4.5499			100.000	0.000			

TestAmerica North Canton

Sample Control Chain of Custody for General Chemistry

Lot Number	Sample	Suffix	Lab ID	Test	Prep Date	Prepared by	Analysis Date	Analyzed by
A0B180429	1		LVTQQ1AA	Solids, Percent (as TS - 160.3 MOD) - Solids	02/25/10	Bruce Woodward	02/26/10	Samantha Scott
A0B180429	2		LVTQ11AJ	Solids, Percent (as TS - 160.3 MOD) - Solids	02/25/10	Bruce Woodward	02/26/10	Samantha Scott
A0B180429	3		LVTQ21AJ	Solids, Percent (as TS - 160.3 MOD) - Solids	02/25/10	Bruce Woodward	02/26/10	Samantha Scott
A0B180429	4		LVTQ31AJ	Solids, Percent (as TS - 160.3 MOD) - Solids	02/25/10	Bruce Woodward	02/26/10	Samantha Scott
A0B180429	5		LVTQ41AA	Solids, Percent (as TS - 160.3 MOD) - Solids	02/19/10	Bradley Belding	02/20/10	Bruce Woodward
A0B180429	6		LVTRC1AA	Solids, Percent (as TS - 160.3 MOD) - Solids	02/19/10	Bradley Belding	02/20/10	Bruce Woodward
A0B180429	6		LVTRC1AC	Chromium, Hexavalent (7196A)	02/24/10	Julie Kuhle	02/25/10	Jason Menapace
A0B180429	7		LVTRM1AA	Solids, Percent (as TS - 160.3 MOD) - Solids	02/19/10	Bradley Belding	02/20/10	Bruce Woodward
A0B180429	7		LVTRM1AC	Chromium, Hexavalent (7196A)	02/24/10	Julie Kuhle	02/25/10	Jason Menapace
A0B180429	8		LVTRQ1AA	Solids, Percent (as TS - 160.3 MOD) - Solids	02/19/10	Bradley Belding	02/20/10	Bruce Woodward
A0B180429	8		LVTRQ1AC	Chromium, Hexavalent (7196A)	02/24/10	Julie Kuhle	02/25/10	Jason Menapace
A0B180429	9		LVTTQ1AA	Solids, Percent (as TS - 160.3 MOD) - Solids	02/19/10	Bradley Belding	02/20/10	Bruce Woodward
A0B180429	9		LVTTQ1AC	Chromium, Hexavalent (7196A)	02/24/10	Julie Kuhle	02/25/10	Jason Menapace
A0B180429	10		LVTTW1AA	Solids, Percent (as TS - 160.3 MOD) - Solids	02/19/10	Bradley Belding	02/20/10	Bruce Woodward
A0B180429	10		LVTTW1AC	Chromium, Hexavalent (7196A)	02/24/10	Julie Kuhle	02/25/10	Jason Menapace
A0B180429	11		LVTTX1AA	Solids, Percent (as TS - 160.3 MOD) - Solids	02/19/10	Bradley Belding	02/20/10	Bruce Woodward
A0B180429	11		LVTTX1AC	Chromium, Hexavalent (7196A)	02/24/10	Julie Kuhle	02/25/10	Jason Menapace
A0B180429	12		LVTT01AA	Solids, Percent (as TS - 160.3 MOD) - Solids	02/25/10	Bruce Woodward	02/26/10	Samantha Scott
A0B180429	13		LVTT71AA	Solids, Percent (as TS - 160.3 MOD) - Solids	02/19/10	Bradley Belding	02/20/10	Bruce Woodward
A0B180429	13	X	LVTT71AD	Solids, Percent (as TS - 160.3 MOD) - Solids	02/19/10	Bradley Belding	02/20/10	Bruce Woodward
A0B180429	14		LVTT91AA	Solids, Percent (as TS - 160.3 MOD) - Solids	02/25/10	Bruce Woodward	02/26/10	Samantha Scott
A0B180429	15		LVTVA1AG	Solids, Percent (as TS - 160.3 MOD) - Solids	02/25/10	Bruce Woodward	02/26/10	Samantha Scott

TestAmerica
THE LEADER IN ENVIRONMENTAL TESTING

WEST SACRAMENTO DATA

Case Narrative

TestAmerica West Sacramento Project Number A0B180429

General Comments
Manual integrations were performed only when necessary and are in compliance with the laboratory's standard operating procedure, Acceptable Manual Integration Practices, SOP No.: S-Q-004, including Addendum 1. Detailed information can be found in the Manual Integration Addendum section of this report.

The samples were received at 1 degrees C.

The samples were dried, ground, & sieved by the TestAmerica North Canton laboratory.

There were no other anomalies associated with this project.

Science Applications International Corp

Client Sample ID: B12SS-036M-5038-SO

HPLC

Lot-Sample #...: A0B180429-001 **Work Order #...:** LVTQQ1A4 **Matrix.....:** SO
Date Sampled...: 02/16/10 10:30 **Date Received..:** 02/17/10
Prep Date.....: 02/25/10 **Analysis Date..:** 03/04/10
Prep Batch #...: 0056227
Dilution Factor: 0.99
% Moisture.....: 1.9 **Method.....:** SW846 8330B

PARAMETER	RESULT	REPORTING LIMIT	UNITS	MDL
4-Amino-2,6-dinitrotoluene	ND	0.25	mg/kg	0.0099
2-Amino-4,6-dinitrotoluene	ND	0.25	mg/kg	0.012
1,3-Dinitrobenzene	ND	0.25	mg/kg	0.0042
2,4-Dinitrotoluene	ND	0.25	mg/kg	0.0052
2,6-Dinitrotoluene	ND	0.25	mg/kg	0.0072
HMX	ND	0.25	mg/kg	0.012
Nitrobenzene	ND	0.25	mg/kg	0.017
Nitroglycerin	ND	0.50	mg/kg	0.015
2-Nitrotoluene	ND	0.25	mg/kg	0.013
3-Nitrotoluene	ND	0.25	mg/kg	0.015
4-Nitrotoluene	ND	0.50	mg/kg	0.018
PETN	ND	0.50	mg/kg	0.025
RDX	ND	0.25	mg/kg	0.012
Tetryl	ND	0.25	mg/kg	0.0099
1,3,5-Trinitrobenzene	ND	0.25	mg/kg	0.0099
2,4,6-Trinitrotoluene	ND	0.25	mg/kg	0.019

SURROGATE	PERCENT RECOVERY	RECOVERY LIMITS
3,4-Dinitrotoluene	106	(81 - 127)

Science Applications International Corp

Client Sample ID: B12SS-036M-5038-SO

General Chemistry

Lot-Sample #...: A0B180429-001 **Work Order #...:** LVTQQ **Matrix.....:** SO
Date Sampled...: 02/16/10 10:30 **Date Received..:** 02/17/10
% Moisture.....: 1.9

PARAMETER	RESULT	RL	UNITS	METHOD	PREPARATION-ANALYSIS DATE	PREP BATCH #
Percent Solids	**98.1**	**10.0**	**%**	**MCAWW 160.3 MOD**	**02/25-02/26/10**	**0056091**

Dilution Factor: 1 MDL.....: 10.0

Science Applications International Corp

Client Sample ID: B12SS-037M-5039-SO

HPLC

Lot-Sample #...: A0B180429-002 **Work Order #...:** LVTQ11AF **Matrix.....:** SO
Date Sampled...: 02/16/10 14:17 **Date Received..:** 02/17/10
Prep Date.....: 02/25/10 **Analysis Date..:** 03/04/10
Prep Batch #...: 0056227
Dilution Factor: 0.99
% Moisture.....: 2.0 **Method.....:** SW846 8330B

PARAMETER	RESULT	REPORTING LIMIT	UNITS	MDL
4-Amino-2,6-dinitrotoluene	ND	0.25	mg/kg	0.0099
2-Amino-4,6-dinitrotoluene	ND	0.25	mg/kg	0.012
1,3-Dinitrobenzene	ND	0.25	mg/kg	0.0042
2,4-Dinitrotoluene	ND	0.25	mg/kg	0.0052
2,6-Dinitrotoluene	ND	0.25	mg/kg	0.0072
HMX	ND	0.25	mg/kg	0.012
Nitrobenzene	ND	0.25	mg/kg	0.017
Nitroglycerin	ND	0.50	mg/kg	0.015
2-Nitrotoluene	ND	0.25	mg/kg	0.013
3-Nitrotoluene	ND	0.25	mg/kg	0.015
4-Nitrotoluene	ND	0.50	mg/kg	0.018
PETN	ND	0.50	mg/kg	0.025
RDX	ND	0.25	mg/kg	0.012
Tetryl	ND	0.25	mg/kg	0.0099
1,3,5-Trinitrobenzene	ND	0.25	mg/kg	0.0099
2,4,6-Trinitrotoluene	ND	0.25	mg/kg	0.019

SURROGATE	PERCENT RECOVERY	RECOVERY LIMITS
3,4-Dinitrotoluene	104	(81 - 127)

Science Applications International Corp

Client Sample ID: B12SS-037M-5039-SO

General Chemistry

Lot-Sample #...: A0B180429-002 **Work Order #...:** LVTQ1 **Matrix.....:** SO
Date Sampled...: 02/16/10 14:17 **Date Received..:** 02/17/10
% Moisture.....: 2.0

PARAMETER	RESULT	RL	UNITS	METHOD	PREPARATION-ANALYSIS DATE	PREP BATCH #
Percent Solids	**98.0**	**10.0**	**%**	**MCAWW 160.3 MOD**	**02/25-02/26/10**	**0056091**

Dilution Factor: 1 MDL.....: 10.0

Science Applications International Corp

Client Sample ID: B12SS-037M-6049-FD

HPLC

Lot-Sample #...: A0B180429-003 **Work Order #...:** LVTQ21AF **Matrix.....:** SO
Date Sampled...: 02/16/10 14:17 **Date Received..:** 02/17/10
Prep Date.....: 02/25/10 **Analysis Date..:** 03/04/10
Prep Batch #...: 0056227
Dilution Factor: 0.99
% Moisture.....: 2.0 **Method.....:** SW846 8330B

PARAMETER	RESULT	REPORTING LIMIT	UNITS	MDL
4-Amino-2,6-dinitrotoluene	ND	0.25	mg/kg	0.0099
2-Amino-4,6-dinitrotoluene	ND	0.25	mg/kg	0.012
1,3-Dinitrobenzene	ND	0.25	mg/kg	0.0042
2,4-Dinitrotoluene	ND	0.25	mg/kg	0.0052
2,6-Dinitrotoluene	ND	0.25	mg/kg	0.0072
HMX	ND	0.25	mg/kg	0.012
Nitrobenzene	ND	0.25	mg/kg	0.017
Nitroglycerin	ND	0.50	mg/kg	0.015
2-Nitrotoluene	ND	0.25	mg/kg	0.013
3-Nitrotoluene	ND	0.25	mg/kg	0.015
4-Nitrotoluene	ND	0.50	mg/kg	0.018
PETN	ND	0.50	mg/kg	0.025
RDX	ND	0.25	mg/kg	0.012
Tetryl	ND	0.25	mg/kg	0.0099
1,3,5-Trinitrobenzene	ND	0.25	mg/kg	0.0099
2,4,6-Trinitrotoluene	ND	0.25	mg/kg	0.019

SURROGATE	PERCENT RECOVERY	RECOVERY LIMITS
3,4-Dinitrotoluene	102	(81 - 127)

Science Applications International Corp

Client Sample ID: B12SS-037M-6049-FD

General Chemistry

Lot-Sample #...: A0B180429-003 **Work Order #...:** LVTQ2 **Matrix.....:** SO
Date Sampled...: 02/16/10 14:17 **Date Received..:** 02/17/10
% Moisture.....: 2.0

PARAMETER	RESULT	RL	UNITS	METHOD	PREPARATION-ANALYSIS DATE	PREP BATCH #
Percent Solids	**98.0**	**10.0**	**%**	**MCAWW 160.3 MOD**	**02/25-02/26/10**	**0056091**

Dilution Factor: 1 MDL.....: 10.0

Science Applications International Corp

Client Sample ID: B12SS-038M-5040-SO

HPLC

Lot-Sample #...: A0B180429-004 **Work Order #...:** LVTQ31CA **Matrix.....:** SO
Date Sampled...: 02/16/10 13:10 **Date Received..:** 02/17/10
Prep Date.....: 02/25/10 **Analysis Date..:** 03/03/10
Prep Batch #...: 0056283
Dilution Factor: 1
% Moisture.....: 1.9 **Method.....:** SW846 8330 (Modif

PARAMETER	RESULT	REPORTING LIMIT	UNITS	MDL
Nitroguanidine	ND	0.25	mg/kg	0.020

Science Applications International Corp

Client Sample ID: B12SS-038M-5040-SO

HPLC

Lot-Sample #...: A0B180429-004 **Work Order #...:** LVTQ31AF **Matrix.....:** SO
Date Sampled...: 02/16/10 13:10 **Date Received..:** 02/17/10
Prep Date.....: 02/25/10 **Analysis Date..:** 03/04/10
Prep Batch #...: 0056227
Dilution Factor: 0.99
% Moisture.....: 1.9 **Method.....:** SW846 8330B

PARAMETER	RESULT	REPORTING LIMIT	UNITS	MDL
4-Amino-2,6-dinitrotoluene	ND	0.25	mg/kg	0.0099
2-Amino-4,6-dinitrotoluene	ND	0.25	mg/kg	0.012
1,3-Dinitrobenzene	ND	0.25	mg/kg	0.0042
2,4-Dinitrotoluene	ND	0.25	mg/kg	0.0052
2,6-Dinitrotoluene	ND	0.25	mg/kg	0.0072
HMX	**0.012 J,PG**	**0.25**	**mg/kg**	**0.012**
Nitrobenzene	ND	0.25	mg/kg	0.017
Nitroglycerin	ND	0.50	mg/kg	0.015
2-Nitrotoluene	ND	0.25	mg/kg	0.013
3-Nitrotoluene	ND	0.25	mg/kg	0.015
4-Nitrotoluene	ND	0.50	mg/kg	0.018
PETN	ND	0.50	mg/kg	0.025
RDX	ND	0.25	mg/kg	0.012
Tetryl	ND	0.25	mg/kg	0.0099
1,3,5-Trinitrobenzene	ND	0.25	mg/kg	0.0099
2,4,6-Trinitrotoluene	ND	0.25	mg/kg	0.019

SURROGATE	PERCENT RECOVERY	RECOVERY LIMITS
3,4-Dinitrotoluene	110	(81 - 127)

NOTE(S):

J Estimated result. Result is less than RL.

PG The percent difference between the original and confirmation analyses is greater than 40%.

Science Applications International Corp

Client Sample ID: B12SS-038M-5040-SO

General Chemistry

Lot-Sample #...: A0B180429-004 **Work Order #...:** LVTQ3 **Matrix.....:** SO
Date Sampled...: 02/16/10 13:10 **Date Received..:** 02/17/10
% Moisture.....: 1.9

PARAMETER	RESULT	RL	UNITS	METHOD	PREPARATION-ANALYSIS DATE	PREP BATCH #
Nitrocellulose	**0.87 B,J**	**5.1**	**mg/kg**	**MCAWW 353.2**	**02/25-03/01/10**	**0056149**
		Dilution Factor: 1		MDL.....: 0.79		
Percent Solids	**98.1**	**10.0**	**%**	**MCAWW 160.3 MOD**	**02/25-02/26/10**	**0056091**
		Dilution Factor: 1		MDL.....: 10.0		

NOTE(S):

RL Reporting Limit

Results and reporting limits have been adjusted for dry weight.

B Estimated result. Result is less than RL.

J Method blank contamination. The associated method blank contains the target analyte at a reportable level.

Science Applications International Corp

Client Sample ID: B12SS-038M-5040-SO(VOC)

General Chemistry

Lot-Sample #...: A0B180429-005 **Work Order #...:** LVTQ4 **Matrix.....:** SO
Date Sampled...: 02/16/10 13:10 **Date Received..:** 02/17/10
% Moisture.....: 30

PARAMETER	RESULT	RL	UNITS	METHOD	PREPARATION-ANALYSIS DATE	PREP BATCH #
Percent Solids	**69.5**	**10.0**	**%**	**MCAWW 160.3 MOD**	**02/19-02/20/10**	**0050250**
	Dilution Factor: 1			MDL.....: 10.0		

Science Applications International Corp

Client Sample ID: B12SS-033-5041-SO

General Chemistry

Lot-Sample #...: A0B180429-006 **Work Order #...:** LVTRC **Matrix.....:** SO
Date Sampled...: 02/16/10 14:50 **Date Received..:** 02/17/10
% Moisture.....: 31

PARAMETER	RESULT	RL	UNITS	METHOD	PREPARATION-ANALYSIS DATE	PREP BATCH #
Hexavalent Chromium	ND	1.2	mg/kg	SW846 7196A	02/24-02/25/10	0054270
		Dilution Factor: 1		MDL.....: 0.39		
Percent Solids	**68.6**	**10.0**	**%**	**MCAWW 160.3 MOD**	**02/19-02/20/10**	**0050250**
		Dilution Factor: 1		MDL.....: 10.0		

NOTE(S):

RL Reporting Limit

Results and reporting limits have been adjusted for dry weight.

Science Applications International Corp

Client Sample ID: B12SS-034-5042-SO

General Chemistry

Lot-Sample #...: A0B180429-007 **Work Order #...:** LVTRM **Matrix.....:** SO
Date Sampled...: 02/16/10 15:00 **Date Received..:** 02/17/10
% Moisture.....: 24

PARAMETER	RESULT	RL	UNITS	METHOD	PREPARATION-ANALYSIS DATE	PREP BATCH #
Hexavalent Chromium	ND	1.1	mg/kg	SW846 7196A	02/24-02/25/10	0054270
		Dilution Factor: 1		MDL.....: 0.35		
Percent Solids	**76.2**	**10.0**	**%**	**MCAWW 160.3 MOD**	**02/19-02/20/10**	**0050250**
		Dilution Factor: 1		MDL.....: 10.0		

NOTE(S):

RL Reporting Limit

Results and reporting limits have been adjusted for dry weight.

Science Applications International Corp

Client Sample ID: B12SS-035-5043-SO

General Chemistry

Lot-Sample #...: A0B180429-008 **Work Order #...:** LVTRQ **Matrix.....:** SO
Date Sampled...: 02/16/10 14:50 **Date Received..:** 02/17/10
% Moisture.....: 21

PARAMETER	RESULT	RL	UNITS	METHOD	PREPARATION-ANALYSIS DATE	PREP BATCH #
Hexavalent Chromium	**0.39 J**	**1.0**	**mg/kg**	**SW846 7196A**	**02/24-02/25/10**	**0054270**
	Dilution Factor: 1			MDL.....: 0.34		
Percent Solids	**79.2**	**10.0**	**%**	**MCAWW 160.3 MOD**	**02/19-02/20/10**	**0050250**
	Dilution Factor: 1			MDL.....: 10.0		

NOTE(S):

RL Reporting Limit

Results and reporting limits have been adjusted for dry weight.

J Estimated result: result is less than RL and greater than or equal to the MDL.

Science Applications International Corp

Client Sample ID: ATASS-012-5033-SO

General Chemistry

Lot-Sample #...: A0B180429-009 **Work Order #...:** LVTTQ **Matrix.....:** SO
Date Sampled...: 02/17/10 12:35 **Date Received..:** 02/17/10
% Moisture.....: 22

PARAMETER	RESULT	RL	UNITS	METHOD	PREPARATION-ANALYSIS DATE	PREP BATCH #
Hexavalent Chromium	**1.1**	**1.0**	**mg/kg**	**SW846 7196A**	**02/24-02/25/10**	**0054270**
		Dilution Factor: 1		MDL.....: 0.35		
Percent Solids	**77.8**	**10.0**	**%**	**MCAWW 160.3 MOD**	**02/19-02/20/10**	**0050250**
		Dilution Factor: 1		MDL.....: 10.0		

NOTE(S):

RL Reporting Limit

Results and reporting limits have been adjusted for dry weight.

Science Applications International Corp

Client Sample ID: ATASS-013-5034-SO

General Chemistry

Lot-Sample #...: A0B180429-010 **Work Order #...:** LVTTW **Matrix.....:** SO
Date Sampled...: 02/17/10 12:20 **Date Received..:** 02/17/10
% Moisture.....: 21

PARAMETER	RESULT	RL	UNITS	METHOD	PREPARATION-ANALYSIS DATE	PREP BATCH #
Hexavalent Chromium	ND	1.0	mg/kg	SW846 7196A	02/24-02/25/10	0054270
		Dilution Factor: 1		MDL.....: 0.34		
Percent Solids	**78.8**	**10.0**	**%**	**MCAWW 160.3 MOD**	**02/19-02/20/10**	**0050250**
		Dilution Factor: 1		MDL.....: 10.0		

NOTE(S):

RL Reporting Limit

Results and reporting limits have been adjusted for dry weight.

Science Applications International Corp

Client Sample ID: ATASS-014-5035-SO

General Chemistry

Lot-Sample #...: A0B180429-011 **Work Order #...:** LVTTX **Matrix.....:** SO
Date Sampled...: 02/17/10 12:10 **Date Received..:** 02/17/10
% Moisture.....: 14

PARAMETER	RESULT	RL	UNITS	METHOD	PREPARATION-ANALYSIS DATE	PREP BATCH #
Hexavalent Chromium	ND	0.93	mg/kg	SW846 7196A	02/24-02/25/10	0054270
		Dilution Factor: 1		MDL.....: 0.31		
Percent Solids	**86.5**	**10.0**	**%**	**MCAWW 160.3 MOD**	**02/19-02/20/10**	**0050250**
		Dilution Factor: 1		MDL.....: 10.0		

NOTE(S):

RL Reporting Limit

Results and reporting limits have been adjusted for dry weight.

Science Applications International Corp

Client Sample ID: ATASS-015M-5036-SO

HPLC

Lot-Sample #...: A0B180429-012 **Work Order #...:** LVTT01A8 **Matrix.....:** SO
Date Sampled...: 02/17/10 12:00 **Date Received..:** 02/17/10
Prep Date.....: 02/25/10 **Analysis Date..:** 03/03/10
Prep Batch #...: 0056283
Dilution Factor: 1
% Moisture.....: 1.9 **Method.....:** SW846 8330 (Modif

PARAMETER	RESULT	REPORTING LIMIT	UNITS	MDL
Nitroguanidine	ND	0.25	mg/kg	0.020

Science Applications International Corp

Client Sample ID: ATASS-015M-5036-SO

HPLC

Lot-Sample #...: A0B180429-012 **Work Order #...:** LVTT01A7 **Matrix.....:** SO
Date Sampled...: 02/17/10 12:00 **Date Received..:** 02/17/10
Prep Date.....: 02/25/10 **Analysis Date..:** 03/04/10
Prep Batch #...: 0056227
Dilution Factor: 0.99
% Moisture.....: 1.9 **Method.....:** SW846 8330B

PARAMETER	RESULT	REPORTING LIMIT	UNITS	MDL
4-Amino-2,6-dinitrotoluene	ND	0.25	mg/kg	0.0099
2-Amino-4,6-dinitrotoluene	ND	0.25	mg/kg	0.012
1,3-Dinitrobenzene	ND	0.25	mg/kg	0.0042
2,4-Dinitrotoluene	ND	0.25	mg/kg	0.0052
2,6-Dinitrotoluene	ND	0.25	mg/kg	0.0072
HMX	ND	0.25	mg/kg	0.012
Nitrobenzene	ND	0.25	mg/kg	0.017
Nitroglycerin	ND	0.50	mg/kg	0.015
2-Nitrotoluene	ND	0.25	mg/kg	0.013
3-Nitrotoluene	ND	0.25	mg/kg	0.015
4-Nitrotoluene	ND	0.50	mg/kg	0.018
PETN	ND	0.50	mg/kg	0.025
RDX	ND	0.25	mg/kg	0.012
Tetryl	ND	0.25	mg/kg	0.0099
1,3,5-Trinitrobenzene	ND	0.25	mg/kg	0.0099
2,4,6-Trinitrotoluene	ND	0.25	mg/kg	0.019

SURROGATE	PERCENT RECOVERY	RECOVERY LIMITS
3,4-Dinitrotoluene	106	(81 - 127)

Science Applications International Corp

Client Sample ID: ATASS-015M-5036-SO

General Chemistry

Lot-Sample #...: A0B180429-012 **Work Order #...:** LVTT0 **Matrix.....:** SO
Date Sampled...: 02/17/10 12:00 **Date Received..:** 02/17/10
% Moisture.....: 1.9

PARAMETER	RESULT	RL	UNITS	METHOD	PREPARATION-ANALYSIS DATE	PREP BATCH #
Nitrocellulose	**2.4 B,J**	**5.1**	**mg/kg**	**MCAWW 353.2**	**02/25-03/01/10**	**0056149**
		Dilution Factor: 1		MDL.....: 0.80		
Percent Solids	**98.1**	**10.0**	**%**	**MCAWW 160.3 MOD**	**02/25-02/26/10**	**0056091**
		Dilution Factor: 1		MDL.....: 10.0		

NOTE(S):

RL Reporting Limit

Results and reporting limits have been adjusted for dry weight.

B Estimated result. Result is less than RL.

J Method blank contamination. The associated method blank contains the target analyte at a reportable level.

Science Applications International Corp

Client Sample ID: ATASS-015M-5036-SO(VOCS)

General Chemistry

Lot-Sample #...: A0B180429-013 **Work Order #...:** LVTT7 **Matrix.....:** SO
Date Sampled...: 02/17/10 12:00 **Date Received..:** 02/17/10
% Moisture.....: 25

PARAMETER	RESULT	RL	UNITS	METHOD	PREPARATION-ANALYSIS DATE	PREP BATCH #
Percent Solids	**74.6**	**10.0**	**%**	**MCAWW 160.3 MOD**	**02/19-02/20/10**	**0050250**
	Dilution Factor: 1			MDL.....: 10.0		

Science Applications International Corp

Client Sample ID: ATASS-016M-5037-SO

HPLC

Lot-Sample #...: A0B180429-014 **Work Order #...:** LVTT91A4 **Matrix.....:** SO
Date Sampled...: 02/17/10 10:45 **Date Received..:** 02/17/10
Prep Date.....: 02/25/10 **Analysis Date..:** 03/04/10
Prep Batch #...: 0056227
Dilution Factor: 0.99
% Moisture.....: 2.1 **Method.....:** SW846 8330B

PARAMETER	RESULT	REPORTING LIMIT	UNITS	MDL
4-Amino-2,6-dinitrotoluene	ND	0.25	mg/kg	0.0099
2-Amino-4,6-dinitrotoluene	ND	0.25	mg/kg	0.012
1,3-Dinitrobenzene	ND	0.25	mg/kg	0.0042
2,4-Dinitrotoluene	ND	0.25	mg/kg	0.0052
2,6-Dinitrotoluene	ND	0.25	mg/kg	0.0072
HMX	ND	0.25	mg/kg	0.012
Nitrobenzene	ND	0.25	mg/kg	0.017
Nitroglycerin	ND	0.50	mg/kg	0.015
2-Nitrotoluene	ND	0.25	mg/kg	0.013
3-Nitrotoluene	ND	0.25	mg/kg	0.015
4-Nitrotoluene	ND	0.50	mg/kg	0.018
PETN	ND	0.50	mg/kg	0.025
RDX	ND	0.25	mg/kg	0.012
Tetryl	ND	0.25	mg/kg	0.0099
1,3,5-Trinitrobenzene	ND	0.25	mg/kg	0.0099
2,4,6-Trinitrotoluene	ND	0.25	mg/kg	0.019

SURROGATE	PERCENT RECOVERY	RECOVERY LIMITS
3,4-Dinitrotoluene	114	(81 - 127)

Science Applications International Corp

Client Sample ID: ATASS-016M-5037-SO

General Chemistry

Lot-Sample #...: A0B180429-014 **Work Order #...:** LVTT9 **Matrix.....:** SO
Date Sampled...: 02/17/10 10:45 **Date Received..:** 02/17/10
% Moisture.....: 2.1

PARAMETER	RESULT	RL	UNITS	METHOD	PREPARATION-ANALYSIS DATE	PREP BATCH #
Percent Solids	**97.9**	**10.0**	**%**	**MCAWW 160.3 MOD**	**02/25-02/26/10**	**0056091**
	Dilution Factor: 1			MDL.....: 10.0		

Science Applications International Corp

Client Sample ID: ATASS-016M-6047-FD

HPLC

Lot-Sample #...: A0B180429-015 **Work Order #...:** LVTVA1AF **Matrix.....:** SO
Date Sampled...: 02/17/10 10:45 **Date Received..:** 02/17/10
Prep Date.....: 02/25/10 **Analysis Date..:** 03/04/10
Prep Batch #...: 0056227
Dilution Factor: 0.99
% Moisture.....: 2.1 **Method.....:** SW846 8330B

PARAMETER	RESULT	REPORTING LIMIT	UNITS	MDL
4-Amino-2,6-dinitrotoluene	ND	0.25	mg/kg	0.0099
2-Amino-4,6-dinitrotoluene	ND	0.25	mg/kg	0.012
1,3-Dinitrobenzene	ND	0.25	mg/kg	0.0042
2,4-Dinitrotoluene	ND	0.25	mg/kg	0.0052
2,6-Dinitrotoluene	ND	0.25	mg/kg	0.0072
HMX	ND	0.25	mg/kg	0.012
Nitrobenzene	ND	0.25	mg/kg	0.017
Nitroglycerin	ND	0.50	mg/kg	0.015
2-Nitrotoluene	ND	0.25	mg/kg	0.013
3-Nitrotoluene	ND	0.25	mg/kg	0.015
4-Nitrotoluene	ND	0.50	mg/kg	0.018
PETN	**0.11 J**	**0.50**	**mg/kg**	**0.025**
RDX	ND	0.25	mg/kg	0.012
Tetryl	ND	0.25	mg/kg	0.0099
1,3,5-Trinitrobenzene	ND	0.25	mg/kg	0.0099
2,4,6-Trinitrotoluene	ND	0.25	mg/kg	0.019

SURROGATE	PERCENT RECOVERY	RECOVERY LIMITS
3,4-Dinitrotoluene	123	(81 - 127)

NOTE(S):

J Estimated result. Result is less than RL.

Science Applications International Corp

Client Sample ID: ATASS-016M-6047-FD

General Chemistry

Lot-Sample #...: A0B180429-015 **Work Order #...:** LVTVA **Matrix.....:** SO
Date Sampled...: 02/17/10 10:45 **Date Received..:** 02/17/10
% Moisture.....: 2.1

PARAMETER	RESULT	RL	UNITS	METHOD	PREPARATION-ANALYSIS DATE	PREP BATCH #
Percent Solids	**97.9**	**10.0**	**%**	**MCAWW 160.3 MOD**	**02/25-02/26/10**	**0056091**

Dilution Factor: 1 MDL.....: 10.0

METHOD BLANK REPORT

HPLC

Client Lot #...: A0B180429 **Work Order #...:** LV3691AA **Matrix.....:** SOLID
MB Lot-Sample #: G0B250000-283
Prep Date.....: 02/25/10
Analysis Date..: 03/03/10 **Prep Batch #...:** 0056283
Dilution Factor: 1

PARAMETER	RESULT	REPORTING LIMIT	UNITS	METHOD
Nitroguanidine	ND	0.25	mg/kg	SW846 8330 (Modif

NOTE(S):

Calculations are performed before rounding to avoid round-off errors in calculated results.

METHOD BLANK REPORT

HPLC

Client Lot #...: A0B180429 **Work Order #...:** LV3R01AA **Matrix.....:** SOLID
MB Lot-Sample #: G0B250000-227

Prep Date.....: 02/25/10
Analysis Date..: 03/04/10 **Prep Batch #...:** 0056227
Dilution Factor: 1

PARAMETER	RESULT	REPORTING LIMIT	UNITS	METHOD
1,3-Dinitrobenzene	ND	0.25	mg/kg	SW846 8330B
2,4-Dinitrotoluene	ND	0.25	mg/kg	SW846 8330B
2,6-Dinitrotoluene	ND	0.25	mg/kg	SW846 8330B
Nitrobenzene	ND	0.25	mg/kg	SW846 8330B
Nitroglycerin	ND	0.50	mg/kg	SW846 8330B
1,3,5-Trinitrobenzene	ND	0.25	mg/kg	SW846 8330B
2,4,6-Trinitrotoluene	ND	0.25	mg/kg	SW846 8330B
HMX	ND	0.25	mg/kg	SW846 8330B
RDX	ND	0.25	mg/kg	SW846 8330B
Tetryl	ND	0.25	mg/kg	SW846 8330B
2-Nitrotoluene	ND	0.25	mg/kg	SW846 8330B
3-Nitrotoluene	ND	0.25	mg/kg	SW846 8330B
4-Nitrotoluene	ND	0.50	mg/kg	SW846 8330B
4-Amino-2,6-dinitrotoluene	ND	0.25	mg/kg	SW846 8330B
2-Amino-4,6-dinitrotoluene	ND	0.25	mg/kg	SW846 8330B
PETN	ND	0.50	mg/kg	SW846 8330B

SURROGATE	PERCENT RECOVERY	RECOVERY LIMITS
3,4-Dinitrotoluene	106	(81 - 127)

NOTE(S):

Calculations are performed before rounding to avoid round-off errors in calculated results.

METHOD BLANK REPORT

General Chemistry

Client Lot #...: A0B180429 **Matrix.....:** SOLID

PARAMETER	RESULT	REPORTING LIMIT	UNITS	METHOD	PREPARATION-ANALYSIS DATE	PREP BATCH #
Hexavalent Chromium		Work Order #: LV3X21AE		MB Lot-Sample #:	A0B230000-270	
	ND	0.80	mg/kg	SW846 7196A	02/24-02/25/10	0054270
		Dilution Factor: 1				
Nitrocellulose		Work Order #: LV3EQ1AA		MB Lot-Sample #:	G0B250000-149	
	0.80 B	**5.0**	**mg/kg**	**MCAWW 353.2**	**02/25-03/01/10**	**0056149**
		Dilution Factor: 1				
Percent Solids		Work Order #: LVWJA1AA		MB Lot-Sample #:	A0B190000-250	
	ND	10.0	%	MCAWW 160.3 MOD	02/19-02/20/10	0050250
		Dilution Factor: 1				
Percent Solids		Work Order #: LV2781AA		MB Lot-Sample #:	A0B250000-091	
	ND	10.0	%	MCAWW 160.3 MOD	02/25-02/26/10	0056091
		Dilution Factor: 1				

NOTE(S):

Calculations are performed before rounding to avoid round-off errors in calculated results.

B Estimated result. Result is less than RL.

LABORATORY CONTROL SAMPLE EVALUATION REPORT

HPLC

Client Lot #...: A0B180429 **Work Order #...:** LV3691AC **Matrix.....:** SOLID
LCS Lot-Sample#: G0B250000-283
Prep Date.....: 02/25/10 **Analysis Date..:** 03/03/10
Prep Batch #...: 0056283
Dilution Factor: 1

PARAMETER	PERCENT RECOVERY	RECOVERY LIMITS	METHOD
Nitroguanidine	**95**	**(72 - 121)**	**SW846 8330 (Modified**

NOTE(S):

Calculations are performed before rounding to avoid round-off errors in calculated results.

Bold print denotes control parameters

LABORATORY CONTROL SAMPLE DATA REPORT

HPLC

Client Lot #...: A0B180429 **Work Order #...:** LV3691AC **Matrix.....:** SOLID
LCS Lot-Sample#: G0B250000-283
Prep Date.....: 02/25/10 **Analysis Date..:** 03/03/10
Prep Batch #...: 0056283
Dilution Factor: 1

PARAMETER	SPIKE AMOUNT	MEASURED AMOUNT	UNITS	PERCENT RECOVERY	METHOD
Nitroguanidine	**1.0**	**0.95**	**mg/kg**	**95**	**SW846 8330 (Modi**

NOTE(S):

Calculations are performed before rounding to avoid round-off errors in calculated results.

Bold print denotes control parameters

LABORATORY CONTROL SAMPLE EVALUATION REPORT

HPLC

Client Lot #...: A0B180429 **Work Order #...:** LV3R01AC **Matrix.....:** SOLID
LCS Lot-Sample#: G0B250000-227
Prep Date.....: 02/25/10 **Analysis Date..:** 03/04/10
Prep Batch #...: 0056227
Dilution Factor: 1

PARAMETER	PERCENT RECOVERY	RECOVERY LIMITS	METHOD
2-Amino-4,6-dinitrotoluene	**96**	**(80 - 125)**	**SW846 8330B**
4-Amino-2,6-dinitrotoluene	**96**	**(80 - 125)**	**SW846 8330B**
1,3-Dinitrobenzene	**99**	**(80 - 125)**	**SW846 8330B**
2,4-Dinitrotoluene	**96**	**(80 - 125)**	**SW846 8330B**
2,6-Dinitrotoluene	**95**	**(80 - 120)**	**SW846 8330B**
HMX	**100**	**(75 - 125)**	**SW846 8330B**
Nitrobenzene	**98**	**(75 - 125)**	**SW846 8330B**
2-Nitrotoluene	**105**	**(80 - 125)**	**SW846 8330B**
3-Nitrotoluene	**97**	**(75 - 120)**	**SW846 8330B**
4-Nitrotoluene	**98**	**(75 - 125)**	**SW846 8330B**
RDX	**100**	**(70 - 135)**	**SW846 8330B**
Tetryl	**88**	**(10 - 150)**	**SW846 8330B**
1,3,5-Trinitrobenzene	**100**	**(75 - 125)**	**SW846 8330B**
2,4,6-Trinitrotoluene	**92**	**(55 - 140)**	**SW846 8330B**
Nitroglycerin	**102**	**(74 - 112)**	**SW846 8330B**
PETN	**98**	**(75 - 117)**	**SW846 8330B**

SURROGATE	PERCENT RECOVERY	RECOVERY LIMITS
3,4-Dinitrotoluene	98	(81 - 127)

NOTE(S):

Calculations are performed before rounding to avoid round-off errors in calculated results.

Bold print denotes control parameters

LABORATORY CONTROL SAMPLE DATA REPORT

HPLC

Client Lot #...: A0B180429 **Work Order #...:** LV3R01AC **Matrix.....:** SOLID
LCS Lot-Sample#: G0B250000-227
Prep Date.....: 02/25/10 **Analysis Date..:** 03/04/10
Prep Batch #...: 0056227
Dilution Factor: 1

PARAMETER	SPIKE AMOUNT	MEASURED AMOUNT	UNITS	PERCENT RECOVERY	METHOD
2-Amino-4,6-dinitrotoluene	**0.50**	**0.48**	**mg/kg**	**96**	**SW846 8330B**
4-Amino-2,6-dinitrotoluene	**0.50**	**0.48**	**mg/kg**	**96**	**SW846 8330B**
1,3-Dinitrobenzene	**0.50**	**0.50**	**mg/kg**	**99**	**SW846 8330B**
2,4-Dinitrotoluene	**0.50**	**0.48**	**mg/kg**	**96**	**SW846 8330B**
2,6-Dinitrotoluene	**0.50**	**0.48**	**mg/kg**	**95**	**SW846 8330B**
HMX	**0.50**	**0.50**	**mg/kg**	**100**	**SW846 8330B**
Nitrobenzene	**0.50**	**0.49**	**mg/kg**	**98**	**SW846 8330B**
2-Nitrotoluene	**0.50**	**0.52**	**mg/kg**	**105**	**SW846 8330B**
3-Nitrotoluene	**0.50**	**0.48**	**mg/kg**	**97**	**SW846 8330B**
4-Nitrotoluene	**0.50**	**0.49**	**mg/kg**	**98**	**SW846 8330B**
RDX	**0.50**	**0.50**	**mg/kg**	**100**	**SW846 8330B**
Tetryl	**0.50**	**0.44**	**mg/kg**	**88**	**SW846 8330B**
1,3,5-Trinitrobenzene	**0.50**	**0.50**	**mg/kg**	**100**	**SW846 8330B**
2,4,6-Trinitrotoluene	**0.50**	**0.46**	**mg/kg**	**92**	**SW846 8330B**
Nitroglycerin	**1.0**	**1.0**	**mg/kg**	**102**	**SW846 8330B**
PETN	**1.0**	**0.98**	**mg/kg**	**98**	**SW846 8330B**

SURROGATE	PERCENT RECOVERY	RECOVERY LIMITS
3,4-Dinitrotoluene	98	(81 - 127)

NOTE(S):

Calculations are performed before rounding to avoid round-off errors in calculated results.

Bold print denotes control parameters

LABORATORY CONTROL SAMPLE EVALUATION REPORT

General Chemistry

Client Lot #...: A0B180429 **Matrix.....:** SOLID

PARAMETER	PERCENT RECOVERY	RECOVERY LIMITS	METHOD	PREPARATION-ANALYSIS DATE	PREP BATCH #
Hexavalent Chromium		Work Order #: LV3X21AF	LCS Lot-Sample#: A0B230000-270		
	106	(80 - 120)	SW846 7196A	02/24-02/25/10	0054270
		Dilution Factor: 1			
Nitrocellulose		Work Order #: LV3EQ1AC	LCS Lot-Sample#: G0B250000-149		
	67	(34 - 115)	MCAWW 353.2	02/25-03/01/10	0056149
		Dilution Factor: 1			

NOTE(S):

Calculations are performed before rounding to avoid round-off errors in calculated results.

LABORATORY CONTROL SAMPLE DATA REPORT

General Chemistry

Client Lot #...: A0B180429 **Matrix.....:** SOLID

PARAMETER	SPIKE AMOUNT	MEASURED AMOUNT	UNITS	PERCNT RECVRY	METHOD	PREPARATION-ANALYSIS DATE	PREP BATCH #
Hexavalent Chromium		Work Order #: LV3X21AF		LCS Lot-Sample#: A0B230000-270			
	20.0	21.1	mg/kg	106	SW846 7196A	02/24-02/25/10	0054270
		Dilution Factor: 1					
Nitrocellulose		Work Order #: LV3EQ1AC		LCS Lot-Sample#: G0B250000-149			
	50.9	34.2	mg/kg	67	MCAWW 353.2	02/25-03/01/10	0056149
		Dilution Factor: 1					

NOTE(S):

Calculations are performed before rounding to avoid round-off errors in calculated results.

MATRIX SPIKE SAMPLE EVALUATION REPORT

HPLC

Client Lot #...: A0B180429 **Work Order #...:** LVQVK1CH-MS **Matrix.....:** SOLID
MS Lot-Sample #: A0B160474-004 LVQVK1CJ-MSD
Date Sampled...: 02/15/10 15:10 **Date Received..:** 02/16/10
Prep Date.....: 02/25/10 **Analysis Date..:** 03/03/10
Prep Batch #...: 0056283
Dilution Factor: 1 **% Moisture.....:** 31

PARAMETER	PERCENT RECOVERY	RECOVERY LIMITS	RPD	RPD LIMITS	METHOD
Nitroguanidine	**93**	**(72 - 121)**			**SW846 8330 (Modified**
	91	**(72 - 121)**	**1.9**	**(0-20)**	**SW846 8330 (Modified**

NOTE(S):

Calculations are performed before rounding to avoid round-off errors in calculated results.

Bold print denotes control parameters

MATRIX SPIKE SAMPLE DATA REPORT

HPLC

Client Lot #...: A0B180429 **Work Order #...:** LVQVK1CH-MS **Matrix.....:** SOLID
MS Lot-Sample #: A0B160474-004 LVQVK1CJ-MSD
Date Sampled...: 02/15/10 15:10 **Date Received..:** 02/16/10
Prep Date.....: 02/25/10 **Analysis Date..:** 03/03/10
Prep Batch #...: 0056283
Dilution Factor: 1 **% Moisture.....:** 31

PARAMETER	SAMPLE AMOUNT	SPIKE AMT	MEASRD AMOUNT	UNITS	PERCNT RECVRY	RPD	METHOD
Nitroguanidine	**ND**	**1.0**	**0.93**	**mg/kg**	**93**		**SW846 8330 (Modified**
	ND	**1.0**	**0.91**	**mg/kg**	**91**	**1.9**	**SW846 8330 (Modified**

NOTE(S):

Calculations are performed before rounding to avoid round-off errors in calculated results.

Bold print denotes control parameters

MATRIX SPIKE SAMPLE EVALUATION REPORT

HPLC

Client Lot #...: A0B180429 **Work Order #...:** LVWW51DR-MS **Matrix.....:** SOLID
MS Lot-Sample #: A0B190524-001 LVWW51DT-MSD
Date Sampled...: 02/18/10 13:55 **Date Received..:** 02/19/10
Prep Date.....: 02/25/10 **Analysis Date..:** 03/04/10
Prep Batch #...: 0056227
Dilution Factor: 1 **% Moisture.....:** 38

PARAMETER	PERCENT RECOVERY	RECOVERY LIMITS	RPD	RPD LIMITS	METHOD
2-Amino-4,6-dinitrotoluene	**93**	**(80 - 125)**			**SW846 8330B**
	93	**(80 - 125)**	**0.43**	**(0-30)**	**SW846 8330B**
4-Amino-2,6-dinitrotoluene	**83**	**(80 - 125)**			**SW846 8330B**
	83	**(80 - 125)**	**0.02**	**(0-30)**	**SW846 8330B**
1,3-Dinitrobenzene	**100**	**(80 - 125)**			**SW846 8330B**
	100	**(80 - 125)**	**0.62**	**(0-30)**	**SW846 8330B**
2,4-Dinitrotoluene	**97**	**(80 - 125)**			**SW846 8330B**
	97	**(80 - 125)**	**0.43**	**(0-30)**	**SW846 8330B**
2,6-Dinitrotoluene	**98**	**(80 - 120)**			**SW846 8330B**
	97	**(80 - 120)**	**1.6**	**(0-30)**	**SW846 8330B**
HMX	**97**	**(75 - 125)**			**SW846 8330B**
	98	**(75 - 125)**	**0.30**	**(0-30)**	**SW846 8330B**
Nitrobenzene	**98**	**(75 - 125)**			**SW846 8330B**
	96	**(75 - 125)**	**2.4**	**(0-30)**	**SW846 8330B**
2-Nitrotoluene	**99**	**(80 - 125)**			**SW846 8330B**
	97	**(80 - 125)**	**2.8**	**(0-30)**	**SW846 8330B**
3-Nitrotoluene	**98**	**(75 - 120)**			**SW846 8330B**
	95	**(75 - 120)**	**3.5**	**(0-30)**	**SW846 8330B**
4-Nitrotoluene	**98**	**(75 - 125)**			**SW846 8330B**
	96	**(75 - 125)**	**2.6**	**(0-30)**	**SW846 8330B**
RDX	**96**	**(70 - 135)**			**SW846 8330B**
	96	**(70 - 135)**	**0.33**	**(0-30)**	**SW846 8330B**
Tetryl	**81**	**(10 - 150)**			**SW846 8330B**
	82	**(10 - 150)**	**0.17**	**(0-30)**	**SW846 8330B**
1,3,5-Trinitrobenzene	**103**	**(75 - 125)**			**SW846 8330B**
	103	**(75 - 125)**	**0.21**	**(0-30)**	**SW846 8330B**
2,4,6-Trinitrotoluene	**93**	**(55 - 140)**			**SW846 8330B**
	93	**(55 - 140)**	**0.51**	**(0-30)**	**SW846 8330B**
Nitroglycerin	**105**	**(74 - 112)**			**SW846 8330B**
	104	**(74 - 112)**	**0.95**	**(0-30)**	**SW846 8330B**
PETN	**99**	**(75 - 117)**			**SW846 8330B**
	98	**(75 - 117)**	**1.4**	**(0-30)**	**SW846 8330B**

(Continued on next page)

MATRIX SPIKE SAMPLE EVALUATION REPORT

HPLC

Client Lot #...: A0B180429 **Work Order #...:** LVWW51DR-MS **Matrix.....:** SOLID
MS Lot-Sample #: A0B190524-001 LVWW51DT-MSD

SURROGATE	PERCENT RECOVERY	RECOVERY LIMITS
3,4-Dinitrotoluene	99	(81 - 127)
	99	(81 - 127)

NOTE(S):

Calculations are performed before rounding to avoid round-off errors in calculated results.

Bold print denotes control parameters

MATRIX SPIKE SAMPLE DATA REPORT

HPLC

Client Lot #...: A0B180429 **Work Order #...:** LVWW51DR-MS **Matrix.....:** SOLID
MS Lot-Sample #: A0B190524-001 LVWW51DT-MSD
Date Sampled...: 02/18/10 13:55 **Date Received..:** 02/19/10
Prep Date.....: 02/25/10 **Analysis Date..:** 03/04/10
Prep Batch #...: 0056227
Dilution Factor: 1 **% Moisture.....:** 38

PARAMETER	SAMPLE AMOUNT	SPIKE AMT	MEASRD AMOUNT	UNITS	PERCNT RECVRY	RPD	METHOD
2-Amino-4,6-dinitrotoluene	**ND**	**0.50**	**0.47**	**mg/kg**	**93**		**SW846 8330B**
	ND	**0.50**	**0.46**	**mg/kg**	**93**	**0.43**	**SW846 8330B**
4-Amino-2,6-dinitrotoluene	**ND**	**0.50**	**0.41**	**mg/kg**	**83**		**SW846 8330B**
	ND	**0.50**	**0.41**	**mg/kg**	**83**	**0.02**	**SW846 8330B**
1,3-Dinitrobenzene	**ND**	**0.50**	**0.50**	**mg/kg**	**100**		**SW846 8330B**
	ND	**0.50**	**0.50**	**mg/kg**	**100**	**0.62**	**SW846 8330B**
2,4-Dinitrotoluene	**ND**	**0.50**	**0.49**	**mg/kg**	**97**		**SW846 8330B**
	ND	**0.50**	**0.48**	**mg/kg**	**97**	**0.43**	**SW846 8330B**
2,6-Dinitrotoluene	**ND**	**0.50**	**0.49**	**mg/kg**	**98**		**SW846 8330B**
	ND	**0.50**	**0.48**	**mg/kg**	**97**	**1.6**	**SW846 8330B**
HMX	**ND**	**0.50**	**0.49**	**mg/kg**	**97**		**SW846 8330B**
	ND	**0.50**	**0.49**	**mg/kg**	**98**	**0.30**	**SW846 8330B**
Nitrobenzene	**ND**	**0.50**	**0.49**	**mg/kg**	**98**		**SW846 8330B**
	ND	**0.50**	**0.48**	**mg/kg**	**96**	**2.4**	**SW846 8330B**
2-Nitrotoluene	**ND**	**0.50**	**0.50**	**mg/kg**	**99**		**SW846 8330B**
	ND	**0.50**	**0.48**	**mg/kg**	**97**	**2.8**	**SW846 8330B**
3-Nitrotoluene	**ND**	**0.50**	**0.49**	**mg/kg**	**98**		**SW846 8330B**
	ND	**0.50**	**0.47**	**mg/kg**	**95**	**3.5**	**SW846 8330B**
4-Nitrotoluene	**ND**	**0.50**	**0.49**	**mg/kg**	**98**		**SW846 8330B**
	ND	**0.50**	**0.48**	**mg/kg**	**96**	**2.6**	**SW846 8330B**
RDX	**ND**	**0.50**	**0.48**	**mg/kg**	**96**		**SW846 8330B**
	ND	**0.50**	**0.48**	**mg/kg**	**96**	**0.33**	**SW846 8330B**
Tetryl	**ND**	**0.50**	**0.41**	**mg/kg**	**81**		**SW846 8330B**
	ND	**0.50**	**0.41**	**mg/kg**	**82**	**0.17**	**SW846 8330B**
1,3,5-Trinitrobenzene	**ND**	**0.50**	**0.52**	**mg/kg**	**103**		**SW846 8330B**
	ND	**0.50**	**0.51**	**mg/kg**	**103**	**0.21**	**SW846 8330B**
2,4,6-Trinitrotoluene	**ND**	**0.50**	**0.46**	**mg/kg**	**93**		**SW846 8330B**
	ND	**0.50**	**0.46**	**mg/kg**	**93**	**0.51**	**SW846 8330B**
Nitroglycerin	**ND**	**1.0**	**1.0**	**mg/kg**	**105**		**SW846 8330B**
	ND	**1.0**	**1.0**	**mg/kg**	**104**	**0.95**	**SW846 8330B**
PETN	**ND**	**1.0**	**1.0**	**mg/kg**	**99**		**SW846 8330B**
	ND	**1.0**	**0.98**	**mg/kg**	**98**	**1.4**	**SW846 8330B**

(Continued on next page)

MATRIX SPIKE SAMPLE DATA REPORT

HPLC

Client Lot #...: A0B180429 **Work Order #...:** LVWW51DR-MS **Matrix.....:** SOLID
MS Lot-Sample #: A0B190524-001 LVWW51DT-MSD

SURROGATE	PERCENT RECOVERY	RECOVERY LIMITS
3,4-Dinitrotoluene	99	(81 - 127)
	99	(81 - 127)

NOTE(S):

Calculations are performed before rounding to avoid round-off errors in calculated results.

Bold print denotes control parameters

MATRIX SPIKE SAMPLE EVALUATION REPORT

General Chemistry

Client Lot #...: A0B180429 **Matrix.....:** SOLID
Date Sampled...: 02/15/10 15:10 **Date Received..:** 02/16/10

PARAMETER	PERCENT RECOVERY	RECOVERY LIMITS	RPD	RPD LIMITS	METHOD	PREPARATION-ANALYSIS DATE	PREP BATCH #
						% Moisture.....: 31	
Nitrocellulose		WO#: LVQVK1CF-MS/LVQVK1CG-MSD				MS Lot-Sample #: A0B160474-004	
	34	(34 - 115)			MCAWW 353.2	02/25-03/01/10	0056149
	32 N	(34 - 115)	5.2	(0-71)	MCAWW 353.2	02/25-03/01/10	0056149
		Dilution Factor: 1					

NOTE(S):

Calculations are performed before rounding to avoid round-off errors in calculated results.

Results and reporting limits have been adjusted for dry weight.

N Spiked analyte recovery is outside stated control limits.

MATRIX SPIKE SAMPLE DATA REPORT

General Chemistry

Client Lot #...: A0B180429 **Matrix.....:** SOLID
Date Sampled...: 02/15/10 15:10 **Date Received..:** 02/16/10

PARAMETER	SAMPLE AMOUNT	SPIKE AMT	MEASRD AMOUNT	UNITS	PERCNT RECVRY	RPD	METHOD	PREPARATION-ANALYSIS DATE	PREP BATCH #
							% Moisture.....: 31		
Nitrocellulose			WO#: LVQVK1CF-MS/LVQVK1CG-MSD				MS Lot-Sample #: A0B160474-004		
	1.2	73.1	25.7	mg/kg	34		MCAWW 353.2	02/25-03/01/10	0056149
	1.2	73.4	24.4 N	mg/kg	32	5.2	MCAWW 353.2	02/25-03/01/10	0056149
			Dilution Factor: 1						

NOTE(S):

Calculations are performed before rounding to avoid round-off errors in calculated results.

Results and reporting limits have been adjusted for dry weight.

N Spiked analyte recovery is outside stated control limits.

SAMPLE DUPLICATE EVALUATION REPORT

HPLC

Client Lot #...: A0B180429 **Work Order #...:** LVVFK1A8 -SMP **Matrix.....:** SOLID
SD Lot-Sample #: A0B180524-001 LVVFK1CC -DUP
Date Sampled...: 02/17/10 09:45 **Date Received..:** 02/18/10
Prep Date.....: 02/25/10 **Analysis Date..:** 03/04/10
Prep Batch #...: 0056227
Dilution Factor: 0.98
% Moisture.....: 35

PARAMETER	SAMPLE RESULT	DUPLICATE RESULT	UNITS	RPD	RPD LIMIT	METHOD
4-Amino-2,6-dinitrotoluene	ND	ND	mg/kg	0	(0-30)	SW846 8330B
2-Amino-4,6-dinitrotoluene	ND	ND	mg/kg	0	(0-30)	SW846 8330B
1,3-Dinitrobenzene	ND	ND	mg/kg	0	(0-30)	SW846 8330B
2,4-Dinitrotoluene	ND	ND	mg/kg	0	(0-30)	SW846 8330B
2,6-Dinitrotoluene	ND	ND	mg/kg	0	(0-30)	SW846 8330B
HMX	ND	ND	mg/kg	0	(0-30)	SW846 8330B
Nitrobenzene	ND	ND	mg/kg	0	(0-30)	SW846 8330B
Nitroglycerin	ND	ND	mg/kg	0	(0-30)	SW846 8330B
2-Nitrotoluene	ND	ND	mg/kg	0	(0-30)	SW846 8330B
3-Nitrotoluene	ND	ND	mg/kg	0	(0-30)	SW846 8330B
4-Nitrotoluene	ND	ND	mg/kg	0	(0-30)	SW846 8330B
PETN	ND	ND	mg/kg	0	(0-30)	SW846 8330B
RDX	ND	ND	mg/kg	0	(0-30)	SW846 8330B
Tetryl	ND	ND	mg/kg	0	(0-30)	SW846 8330B
1,3,5-Trinitrobenzene	ND	ND	mg/kg	0	(0-30)	SW846 8330B
2,4,6-Trinitrotoluene	ND	ND	mg/kg	0	(0-30)	SW846 8330B

SURROGATE RECOVERY	SAMPLE % RECOVERY	DUPLICATE % RECOVERY	RECOVERY LIMITS
3,4-Dinitrotoluene	106	104	(81 - 127)

SAMPLE DUPLICATE EVALUATION REPORT

HPLC

Client Lot #...: A0B180429 **Work Order #...:** LVVFK1A8 -SMP **Matrix.....:** SOLID
SD Lot-Sample #: A0B180524-001 LVVFK1CD -DUP
Date Sampled...: 02/17/10 09:45 **Date Received..:** 02/18/10
Prep Date.....: 02/25/10 **Analysis Date..:** 03/04/10
Prep Batch #...: 0056227
Dilution Factor: 0.97
% Moisture.....: 35

PARAMETER	SAMPLE RESULT	DUPLICATE RESULT	UNITS	RPD	RPD LIMIT	METHOD
4-Amino-2,6-dinitrotoluene	ND	ND	mg/kg	0	(0-30)	SW846 8330B
2-Amino-4,6-dinitrotoluene	ND	ND	mg/kg	0	(0-30)	SW846 8330B
1,3-Dinitrobenzene	ND	ND	mg/kg	0	(0-30)	SW846 8330B
2,4-Dinitrotoluene	ND	ND	mg/kg	0	(0-30)	SW846 8330B
2,6-Dinitrotoluene	ND	ND	mg/kg	0	(0-30)	SW846 8330B
HMX	ND	ND	mg/kg	0	(0-30)	SW846 8330B
Nitrobenzene	ND	ND	mg/kg	0	(0-30)	SW846 8330B
Nitroglycerin	ND	ND	mg/kg	0	(0-30)	SW846 8330B
2-Nitrotoluene	ND	ND	mg/kg	0	(0-30)	SW846 8330B
3-Nitrotoluene	ND	ND	mg/kg	0	(0-30)	SW846 8330B
4-Nitrotoluene	ND	ND	mg/kg	0	(0-30)	SW846 8330B
PETN	ND	ND	mg/kg	0	(0-30)	SW846 8330B
RDX	ND	ND	mg/kg	0	(0-30)	SW846 8330B
Tetryl	ND	ND	mg/kg	0	(0-30)	SW846 8330B
1,3,5-Trinitrobenzene	ND	ND	mg/kg	0	(0-30)	SW846 8330B
2,4,6-Trinitrotoluene	ND	ND	mg/kg	0	(0-30)	SW846 8330B

SURROGATE RECOVERY	SAMPLE % RECOVERY	DUPLICATE % RECOVERY	RECOVERY LIMITS
3,4-Dinitrotoluene	106	106	(81 - 127)

SAMPLE DUPLICATE EVALUATION REPORT

General Chemistry

Client Lot #...: A0B180429 **Work Order #...:** LVR2L-SMP **Matrix.....:** SOLID
LVR2L-DUP
Date Sampled...: 02/16/10 13:24 **Date Received..:** 02/17/10
% Moisture.....: 17

PARAM	RESULT	DUPLICATE RESULT	UNITS	RPD	RPD LIMIT	METHOD	PREPARATION-ANALYSIS DATE	PREP BATCH #
Percent Solids						SD Lot-Sample #: A0B170490-005		
	82.5	81.9	%	0.83	(0-20)	MCAWW 160.3 MOD	02/19-02/20/10	0050250

Dilution Factor: 1

SAMPLE DUPLICATE EVALUATION REPORT

General Chemistry

Client Lot #...: A0B180429 **Work Order #...:** LVTT7-SMP **Matrix.....:** SO
LVTT7-DUP
Date Sampled...: 02/16/10 12:00 **Date Received..:** 02/17/10
% Moisture.....: 25

PARAM	RESULT	DUPLICATE RESULT	UNITS	RPD	RPD LIMIT	METHOD	PREPARATION-ANALYSIS DATE	PREP BATCH #
Percent Solids						SD Lot-Sample #: A0B180429-013		
	74.6	77.8	%	4.1	(0-20)	MCAWW 160.3 MOD	02/19-02/20/10	0050250

Dilution Factor: 1

SAMPLE DUPLICATE EVALUATION REPORT

General Chemistry

Client Lot #...: A0B180429 **Work Order #...:** LT58G-SMP **Matrix.....:** SOLID
LT58G-DUP
Date Sampled...: 01/28/10 **Date Received..:** 02/01/10
% Moisture.....: 25

PARAM	RESULT	DUPLICATE RESULT	UNITS	RPD	RPD LIMIT	METHOD	PREPARATION-ANALYSIS DATE	PREP BATCH #
Percent Solids						SD Lot-Sample #: A0B030504-014		
	75.4	75.7	%	0.51	(0-20)	MCAWW 160.3 MOD	02/25-02/26/10	0056091

Dilution Factor: 1

SAMPLE DUPLICATE EVALUATION REPORT

General Chemistry

Client Lot #...: A0B180429 **Work Order #...:** LV1X2-SMP **Matrix.....:** SOLID
LV1X2-DUP
Date Sampled...: 02/23/10 08:45 **Date Received..:** 02/24/10
% Moisture.....: 21

PARAM	RESULT	DUPLICATE RESULT	UNITS	RPD	RPD LIMIT	METHOD	PREPARATION-ANALYSIS DATE	PREP BATCH #
Percent Solids						SD Lot-Sample #: A0B240423-001		
	78.9	77.4	%	2.0	(0-20)	MCAWW 160.3 MOD	02/25-02/26/10	0056091

Dilution Factor: 1

Manual Integration Addendum

North Canton

Manual Integration Record

Instrument : PDA Lot# A0B180429

8330

Compound Name	Analysis date: ICAL 1	2	3	4	5	6	7	8	ICV	Analysis date:								Analysis date: 3-8-10 (CONF) CCV	CCV							
Nitroguanidine																		X	X							yes

SOLID, 8330B, Explosives

Raw Data Package

Run/Batch Data

Includes (as applicable):

runlogs

continuing calibration standards

interference/performance check standards

continuing calibration blanks

method blanks

lcs

ms/sd

sample raw data

ms tune data

TestAmerica West Sacramento
GC/LC INSTRUMENT LOG

Inst ID: LC10 Batch ID: 03022010
Method : Method 8330 Test : SOP SAC-LC-0009
ICAL Date: See Calibration Report

Date	Time	Operator	Sample ID	File ID	Vol or Wt	Extract Vol	Diln	Comments
02-MAR-2010	10:51	NS	8330 PRIMER	A-000001.	0 g	0 mL	1	
02-MAR-2010	11:40	NS	8330 PRIMER	A-000002.	0 g	0 mL	1	
02-MAR-2010	12:28	NS	STD_06 09GCSV0482 8330 200ng/m	A-000003.	0 g	0 mL	1	
02-MAR-2010	13:17	NS	LV5AW1AA 0057225 G0B260000-MB	A-000004.	1000 mL	20 mL	1	
02-MAR-2010	14:05	NS	LV5AW1AC 0057225 G0B260000-LCS	A-000005.	1000 mL	20 mL	1	
02-MAR-2010	14:54	NS	LVQVT2AT 0057225 A0B160474-9	A-000006.	898.16 mL	20 mL	1	
02-MAR-2010	15:42	NS	LVQVT1EJ 0057225 A0B160474-9S	A-000007.	889.34 mL	20 mL	1	
02-MAR-2010	16:31	NS	LVQVT1EK 0057225 A0B160474-9D	A-000008.	906.55 mL	20 mL	1	
02-MAR-2010	17:19	NS	LVQVV2AT 0057225 A0B160474-10	A-000009.	1019.05 mL	20 mL	1	
02-MAR-2010	18:07	NS	LV49G1AA 0057220 G0B260000-MB	A-000010.	10 g	80 mL	1	
02-MAR-2010	18:56	NS	LV49G1AC 0057220G0B260000-LCS	A-000011.	10 g	80 mL	1	
02-MAR-2010	19:44	NS	LVQVF2CP 0057220 A0B160474-1	A-000012.	10.05 g	80 mL	1	
02-MAR-2010	20:33	NS	LVQVH2AH 0057220 A0B160474-2	A-000013.	10.21 g	80 mL	1	
02-MAR-2010	21:21	NS	STD_05 10GCSV0072 8330 100ng/m	A-000014.	0 g	0 mL	1	
02-MAR-2010	22:10	NS	LVQVH1A8 0057220 A0B160474-2S	A-000015.	10.01 g	80 mL	1	
02-MAR-2010	22:58	NS	LVQVH1A9 0057220 A0B160474-2D	A-000016.	10.02 g	80 mL	1	
02-MAR-2010	23:47	NS	LVQVL2AK 0057220 A0B160474-5	A-000017.	10.11 g	80 mL	1	
03-MAR-2010	00:35	NS	LVQVL1CH 0057220 A0B160474-5 D	A-000018.	10.09 g	80 mL	1	
03-MAR-2010	01:24	NS	LVQVL1CJ 0057220 A0B160474-5 T	A-000019.	10.14 g	80 mL	1	
03-MAR-2010	02:12	NS	LV6Q11AA 0060199 G0C010000-MB	A-000020.	10 g	80 mL	1	
03-MAR-2010	03:01	NS	LV6Q11AC 0060199 G0C010000-LCS	A-000021.	10 g	80 mL	1	
03-MAR-2010	03:49	NS	LVQVJ2AV 0060199 A0B160474-3	A-000022.	10.04 g	80 mL	1	
03-MAR-2010	04:38	NS	LVQVK2A8 0060199 A0B160474-4	A-000023.	10.24 g	80 mL	1	
03-MAR-2010	05:26	NS	LVQVK2CL 0060199 A0B160474-4S	A-000024.	9.98 g	80 mL	1	
03-MAR-2010	06:15	NS	STD_05 10GCSV0072 8330 100ng/m	A-000025.	0 g	0 mL	1	
03-MAR-2010	07:03	NS	LVQVK2CM 0060199 A0B160474-4D	A-000026.	10.09 g	80 mL	1	
03-MAR-2010	07:51	NS	LV6Q81AA 0060203 G0C010000-MB	A-000027.	10 g	80 mL	1	
03-MAR-2010	08:40	NS	LV6Q81AC 0060203 G0C010000-LCS	A-000028.	10 g	80 mL	1	
03-MAR-2010	09:28	NS	LV3RP1AC 0060203 A0B250493-1	A-000029.	10.18 g	80 mL	1	
03-MAR-2010	10:17	NS	LV3RP1AD 0060203 A0B250493-1S	A-000030.	10.12 g	80 mL	1	
03-MAR-2010	11:05	NS	LVQVV2AT 0057225 A0B160474-10	A-000031.	1019.05 mL	20 mL	1	
03-MAR-2010	11:54	NS	LV3RP1AE 0060203 A0B250493-1D	A-000032.	10 g	80 mL	1	
03-MAR-2010	12:43	NS	LV3R51AC 0060203 A0B250493-2	A-000033.	9.97 g	80 mL	1	
03-MAR-2010	13:31	NS	LV3R71AC 0060203 A0B250493-3	A-000034.	10.14 g	80 mL	1	
03-MAR-2010	14:20	NS	LV3R91AC 0060203 A0B250493-4	A-000035.	10.03 g	80 mL	1	
03-MAR-2010	15:08	NS	LV3TC1AC 0060203 A0B250493-5	A-000036.	10.1 g	80 mL	1	
03-MAR-2010	15:57	NS	STD_05 10GCSV0072 8330 100ng/m	A-000037.	0 g	0 mL	1	
03-MAR-2010	16:45	NS	LV3TC1AD 0060203 A0B250493-5 D	A-000038.	10.16 g	80 mL	1	
03-MAR-2010	17:34	NS	LV3TC1AE 0060203 A0B250493-5 T	A-000039.	10.21 g	80 mL	1	
03-MAR-2010	18:22	NS	LV7NF1AA 0061228 G0C020000-MB	A-000040.	10 g	80 mL	1	
03-MAR-2010	19:11	NS	LV7NF1AC 0061228 G0C020000-LCS	A-000041.	10 g	80 mL	1	
03-MAR-2010	19:59	NS	LV4021AC 0061228 A0B260449-1	A-000042.	10.03 g	80 mL	1	
03-MAR-2010	20:48	NS	LV03V1A8 0061228 A0B230467-1	A-000043.	10.05 g	80 mL	1	
03-MAR-2010	21:37	NS	LV0301DM 0061228 A0B230467-2	A-000044.	10.06 g	80 mL	1	
03-MAR-2010	22:25	NS	LV0301DN 0061228 A0B230467-2S	A-000045.	10.01 g	80 mL	1	
03-MAR-2010	23:14	NS	LV0301DP 0061228 A0B230467-2D	A-000046.	10.06 g	80 mL	1	
04-MAR-2010	00:02	NS	LV0311A4 0061228 A0B230467-3	A-000047.	10 g	80 mL	1	
04-MAR-2010	00:51	NS	STD_05 10GCSV0072 8330 100ng/m	A-000048.	0 g	0 mL	1	
04-MAR-2010	01:39	NS	LV0341AF 0061228 A0B230467-4	A-000049.	10 g	80 mL	1	
04-MAR-2010	02:28	NS	LV0351AM 0061228 A0B230467-5	A-000050.	10.08 g	80 mL	1	

Sequence continued on next page

TestAmerica West Sacramento
GC/LC INSTRUMENT LOG

Page 2 of Batch 03022010 on Instrument LC10
For header information, refer to the first page of this batch's log.

Date	Time	Operator	Sample ID	File ID	Vol or Wt	Extract Vol	Diln	Comments
04-MAR-2010	03:16	NS	LV0361AM 0061228 A0B230467-6	A-000051.	10.08 g	80 mL	1	
04-MAR-2010	04:05	NS	LV0361A6 0061228 A0B230467-6 D	A-000052.	10.06 g	80 mL	1	
04-MAR-2010	04:53	NS	LV0361A7 0061228 A0B230467-6 T	A-000053.	10.08 g	80 mL	1	
04-MAR-2010	05:42	NS	LV3R01AA 0056227 G0B250000-MB	A-000054.	10 g	80 mL	1	
04-MAR-2010	06:30	NS	LV3R01AC 0056227 G0B250000-LCS	A-000055.	10 g	80 mL	1	
04-MAR-2010	07:19	NS	LVTQQ1A4 0056227 A0B180429-1	A-000056.	10.06 g	80 mL	1	
04-MAR-2010	08:07	NS	LVTQ11AF 0056227 A0B180429-2	A-000057.	10.03 g	80 mL	1	
04-MAR-2010	08:56	NS	LVTQ21AF 0056227 A0B180429-3	A-000058.	10.02 g	80 mL	1	
04-MAR-2010	09:44	NS	STD_05 10GCSV0072 8330 100ng/m	A-000059.	0 g	0 mL	1	
04-MAR-2010	10:33	NS	LVTQ31AF 0056227 A0B180429-4	A-000060.	10.01 g	80 mL	1	
04-MAR-2010	11:22	NS	LVTT01A7 0056227 A0B180429-12	A-000061.	10.02 g	80 mL	1	
04-MAR-2010	12:10	NS	LVTT91A4 0056227 A0B180429-14	A-000062.	10.06 g	80 mL	1	
04-MAR-2010	12:59	NS	LVTVA1AF 0056227 A0B180429-15	A-000063.	10.05 g	80 mL	1	
04-MAR-2010	13:47	NS	LVVFK1A8 0056227 A0B180524-1	A-000064.	10.05 g	80 mL	1	
04-MAR-2010	14:36	NS	LVVFK1CC 0056227 A0B180524-1 D	A-000065.	10.18 g	80 mL	1	
04-MAR-2010	15:24	NS	LVVFK1CD 0056227 A0B180524-1 T	A-000066.	10.24 g	80 mL	1	
04-MAR-2010	16:13	NS	LVVF11AK 0056227 A0B180524-4	A-000067.	10.26 g	80 mL	1	
04-MAR-2010	17:02	NS	LVVF61AK 0056227 A0B180524-5	A-000068.	10.14 g	80 mL	1	
04-MAR-2010	17:50	NS	LVWW51DQ 0056227 A0B190524-1	A-000069.	9.99 g	80 mL	1	
04-MAR-2010	18:39	NS	STD_05 10GCSV0072 8330 100ng/m	A-000070.	0 g	0 mL	1	
04-MAR-2010	19:27	NS	LVWW51DR 0056227 A0B190524-1S	A-000071.	9.98 g	80 mL	1	
04-MAR-2010	20:16	NS	LVWW51DT 0056227 A0B190524-1D	A-000072.	10.02 g	80 mL	1	
04-MAR-2010	21:04	NS	LVWW91A8 0056227 A0B190524-2	A-000073.	10.08 g	80 mL	1	
04-MAR-2010	21:53	NS	LVWXC1AK 0056227 A0B190524-3	A-000074.	10.1 g	80 mL	1	
04-MAR-2010	22:41	NS	LVWXF1A5 0056227 A0B190524-4	A-000075.	10.16 g	80 mL	1	
04-MAR-2010	23:30	NS	LVWX01A4 0056227 A0B190524-9	A-000076.	10.06 g	80 mL	1	
05-MAR-2010	00:19	NS	LVWX11A8 0056227 A0B190524-10	A-000077.	10.05 g	80 mL	1	
05-MAR-2010	01:07	NS	LVWX81A8 0056227 A0B190524-13	A-000078.	10.05 g	80 mL	1	
05-MAR-2010	01:56	NS	LV9LJ1AA 0063069 G0C040000-MB	A-000079.	1000 mL	20 mL	1	
05-MAR-2010	02:44	NS	LV9LJ1AC 0063069 G0C040000-LCS	A-000080.	1000 mL	20 mL	1	
05-MAR-2010	03:33	NS	STD_05 10GCSV0072 8330 100ng/m	A-000081.	0 g	0 mL	1	
05-MAR-2010	04:21	NS	LV7HC1AA 0063069 G0C020446-1	A-000082.	1028.92 mL	20 mL	1	
05-MAR-2010	05:09	NS	LV7HK1AA 0063069 G0C020446-2	A-000083.	1008.59 mL	20 mL	1	
05-MAR-2010	05:58	NS	LV7HM1AC 0063069 G0C020446-3	A-000084.	1017.72 mL	20 mL	1	
05-MAR-2010	06:46	NS	LV7JN1AA 0063069 G0C020450-1	A-000085.	1026.48 mL	20 mL	1	
05-MAR-2010	07:35	NS	LV7JQ1AA 0063069 G0C020450-2	A-000086.	1031.44 mL	20 mL	1	
05-MAR-2010	08:23	NS	LV80F1AA 0062206 G0C030000-MB	A-000087.	1000 mL	20 mL	1	
05-MAR-2010	09:11	NS	LV80F1AC 0062206 G0C030000-LCS	A-000088.	1000 mL	20 mL	1	
05-MAR-2010	10:00	NS	LV72N1AC 0062206 G0C020502-1	A-000089.	1021.89 mL	20 mL	1	
05-MAR-2010	10:49	NS	LV72P1AC 0062206 G0C020502-2	A-000090.	1019.23 mL	20 mL	1	
05-MAR-2010	11:37	NS	LV72Q1AC 0062206 G0C020502-3	A-000091.	1007.65 mL	20 mL	1	
05-MAR-2010	12:26	NS	STD_05 10GCSV0072 8330 100ng/m	A-000092.	0 g	0 mL	1	

TestAmerica West Sacramento

A-000048.D

Chromatography Summary

Injection Date: 3/4/2010 0:51 **Operator:** NS

DataFile: LC10.I\03022010.B\A-000048.D **Vial Num:** 4

Instrument ID: LC10

Method 8330 Target Analyte Results

Sample : **STD_05 10GCSV0072 8330 100ng/mL**

Method File: LC10.I\03022010.B\8330AB.M

Start Cal Date: 3/1/2010 17:59 **End Cal Date:** 3/1/2010 23:38

Dilution Factor	Extract Volume	Sample Volume	Sample Weight
1X	0 mL	0 mL	0 g

Matrix: NONE **SubList:** CAL.sub **SpikeList:**

Samp. Info: STD_05 10GCSV0072 8330 100ng/mL;2

Misc. Info: ;5; ; ; ;3;CAL.sub; ;0;1

	Synergi Hydro-RP C18(250nm-265nm)							Synergi Hydro-RP C18(358nm-205nm)								
Compound Name	**RT**	**Response**	**PPB**	**Spike Level**	**%D**	**Result**	**Flag**	**RT**	**Response**	**PPB**	**Spike Level**	**%D**	**Result**	**Flag**	**Limits(%)**	**Flag**
3,4-Dinitrotoluene	18.66	4759	98.6900<	100	-1%	Acceptable		18.66	9753	99.9100	100	0%	Acceptable		(±15)	
HMX	5.45	13116	98.4500<	100	-2%	Acceptable					100	-100%	Fails		(±15)	45
RDX	8.02	9254	102.6000<	100	3%	Acceptable					100	-100%	Fails		(±15)	45
Picric ACID	9.27	18543	211.5000	200	6%	Acceptable		9.27	27359	212.6000<	200	6%	Acceptable		(±15)	
1,3,5-Trinitrobenzene	10.58	16194	100.7000<	100	1%	Acceptable					100	-100%	Fails		(±15)	45
1,3-Dinitrobenzene	13.60	15749	100.3000<	100	0%	Acceptable					100	-100%	Fails		(±15)	45
TETRYL	15.08	8162	92.9600<	100	-7%	Acceptable					100	-100%	Fails		(±15)	45
Nitrobenzene	15.45	7052	95.2600<	100	-5%	Acceptable					100	-100%	Fails		(±15)	45
2,4,6-Trinitrotoluene	17.32	9097	95.2000<	100	-5%	Acceptable					100	-100%	Fails		(±15)	45
4-AM-2,6-DNT	18.08	6936	97.3000<	100	-3%	Acceptable					100	-100%	Fails		(±15)	45
2-AM-4,6-DNT	19.20	7882	97.1100<	100	-3%	Acceptable					100	-100%	Fails		(±15)	45
2,6-Dinitrotoluene	20.94	5446	96.1600<	100	-4%	Acceptable					100	-100%	Fails		(±15)	45
2,4-Dinitrotoluene	21.71	8871	96.5500<	100	-3%	Acceptable					100	-100%	Fails		(±15)	45
2-Nitrotoluene	25.29	3809	93.5200<	100	-6%	Acceptable					100	-100%	Fails		(±15)	45
4-Nitrotoluene	27.27	4610	94.6400<	100	-5%	Acceptable					100	-100%	Fails		(±15)	45
3-Nitrotoluene	29.38	4500	93.7300<	100	-6%	Acceptable					100	-100%	Fails		(±15)	45
Nitroglycerin				**100**	**-100%**	**Fails**		16.36	6348	101.2000<	100	1%	Acceptable		(±15)	45
PETN				**100**	**-100%**	**Fails**		32.91	3178	100.5000<	100	1%	Acceptable		(±15)	45
3,5-Dinitroaniline	14.49	10275	99.7800<	100	0%	Acceptable					100	-100%	Fails		(±15)	45
EGDN				**100**	**-100%**	**Fails**					100	-100%	Fails		(±15)	

M 3/4/10

Notes:
M = Manually Integrated
D = Operator Disabled Result
O = Over Calibration Range

Signals Differ by More Than 40%
Signals Differ by More Than 50%

Printed: 3/4/2010 3:09 PM

Test America West Sacramento

Method 8330

Data file : \\Terastation\share\GCdata\LC10.I\03022010.B\A-000048.D
Lab Smp Id: STD_05 10GCSV0072 8
Inj Date : 04-MAR-2010 00:51
Operator : NS Inst ID: LC10.i
Smp Info : STD_05 10GCSV0072 8330 100ng/mL;2
Misc Info : ;5; ; ; ;3;CAL.sub; ;0;1
Comment : SOP SAC-LC-0009
Method : \\Terastation\share\GCdata\LC10.I\03022010.B\8330AB.m
Meth Date : 04-Mar-2010 01:35 tap Quant Type: AREA%
Cal Date : 01-MAR-2010 23:38 Cal File: A-000017.d
Als bottle: 4 Continuing Calibration Sample
Dil Factor: 1.00000
Integrator: Falcon+ Compound Sublist: CAL.sub
Target Version: 4.14
Processing Host: SACP307HPLC

RT	AREA	HEIGHT	HT/AREA	% HEIGHT			COMPOUNDS
5.450	83898	13116	0.156	8.49		2	HMX
8.020	95945	9254	0.096	5.99		3	RDX
8.724	978	93	0.095	0.06			
9.267	250364	18543	0.074	12.08		5	Picric ACID
10.580	205563	16194	0.079	10.48		6	1,3,5-Trinitrobenze
13.604	244900	15749	0.064	10.19		7	1,3-Dinitrobenzene
14.490	167928	10275	0.061	6.65		8	3,5-Dinitroaniline
15.080	129316	8162	0.063	5.28		9	TETRYL
15.447	124328	7052	0.057	4.56		10	Nitrobenzene
16.290	1063	75	0.071	0.04			
17.317	162432	9097	0.056	5.88		12	2,4,6-Trinitrotolue
18.084	130268	6936	0.053	4.49		13	4-AM-2,6-DNT
18.657	87466	4759	0.054	3.08	$	1	3,4-Dinitrotoluene
19.200	163303	7882	0.048	5.10		14	2-AM-4,6-DNT
20.937	109860	5446	0.050	3.52		15	2,6-Dinitrotoluene
21.714	193123	8871	0.046	5.74		16	2,4-Dinitrotoluene
25.287	100056	3809	0.038	2.46		17	2-Nitrotoluene
27.267	130636	4610	0.035	2.98		18	4-Nitrotoluene
29.380	136424	4500	0.033	2.91		19	3-Nitrotoluene
32.824	432	44	0.102	0.02			
	2518283	154467		100.000			

Total unknown % height = 0.1200

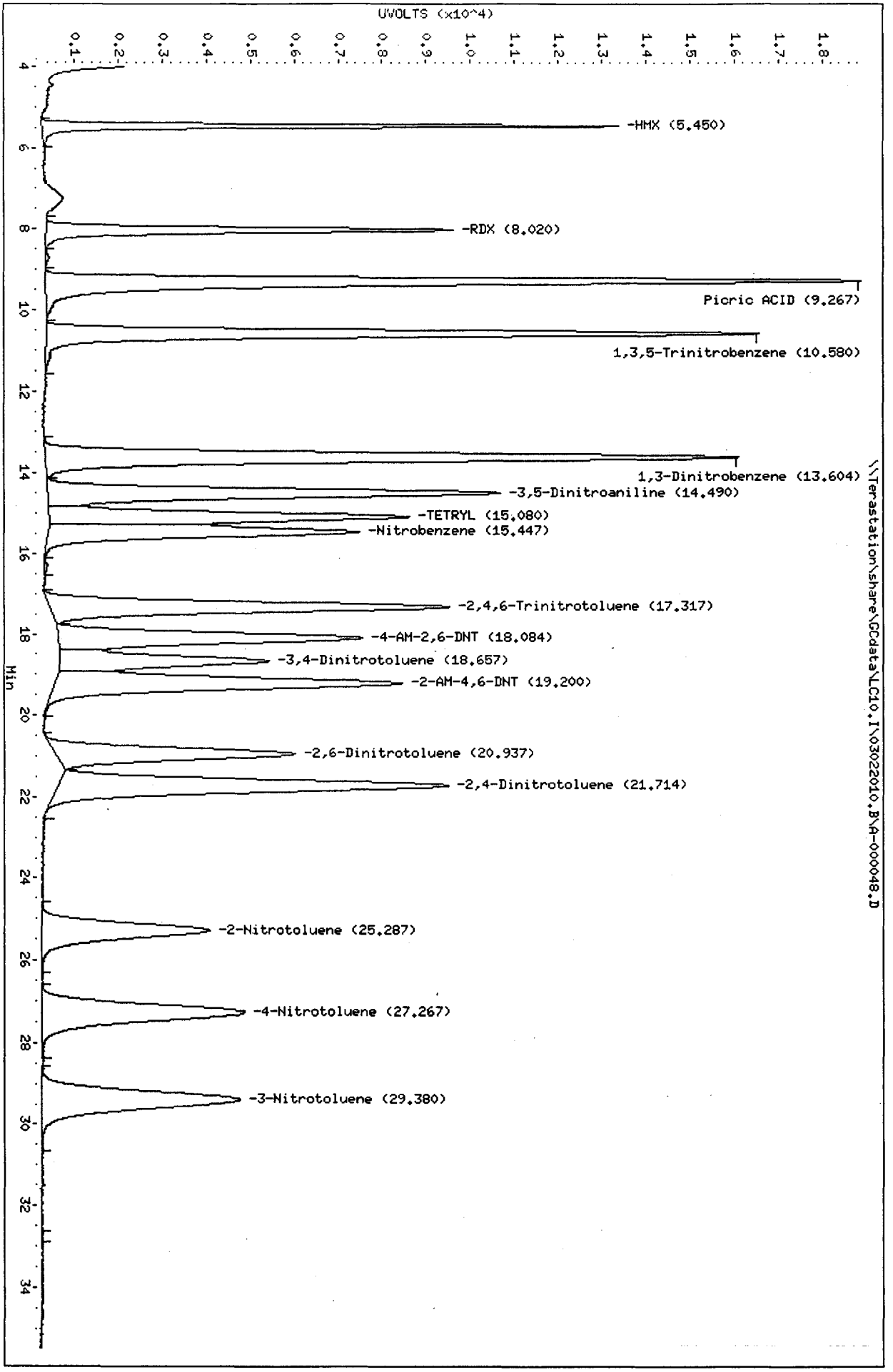
Data File: \\Terastation\share\GCdata\LC10.I\03022010.B\A-000048.D
Date : 04-MAR-2010 00:51
Client ID:
Sample Info: STD_05 10GCSV0072 8330 100ng/mL;2
Instrument: LC10.i
Operator: NS
Column diameter: 4.60
Column phase: SYNERGI HYDRORP C18
UVOLTS (x10^4)
Min
-HMX (5.450)
-RDX (8.020)
Picric ACID (9.267)
1,3,5-Trinitrobenzene (10.580)
1,3-Dinitrobenzene (13.604)
-3,5-Dinitroaniline (14.490)
-TETRYL (15.080)
-Nitrobenzene (15.447)
-2,4,6-Trinitrotoluene (17.317)
-4-AM-2,6-DNT (18.084)
-3,4-Dinitrotoluene (18.657)
-2-AM-4,6-DNT (19.200)
-2,6-Dinitrotoluene (20.937)
-2,4-Dinitrotoluene (21.714)
-2-Nitrotoluene (25.287)
-4-Nitrotoluene (27.267)
-3-Nitrotoluene (29.380)
\\Terastation\share\GCdata\LC10.I\03022010.B\A-000048.D

Test America West Sacramento

Method 8330

Data file : \\Terastation\share\GCdata\LC10.I\03022010.B\A-000048.D\A-000048
Lab Smp Id: STD_05 10GCSV0072 8
Inj Date : 04-MAR-2010 00:51
Operator : NS Inst ID: LC10.i
Smp Info : STD_05 10GCSV0072 8330 100ng/mL;2
Misc Info : ;5; ; ; ;3;CAL.sub; ;0;1
Comment : SOP SAC-LC-0009
Method : \\Terastation\share\GCdata\LC10.I\03022010.B\8330AB.M\83302.m
Meth Date : 04-Mar-2010 01:35 tap Quant Type: AREA%
Cal Date : 01-MAR-2010 23:38 Cal File: A-000017.d
Als bottle: 4 Continuing Calibration Sample
Dil Factor: 1.00000
Integrator: Falcon+ Compound Sublist: CAL.sub
Target Version: 4.14
Processing Host: SACP307HPLC

RT	AREA	HEIGHT	HT/AREA	% HEIGHT		COMPOUNDS
9.267	370762	27359	0.074	17.28		5 Picric ACID
10.567	3597	265	0.074	0.16		
13.604	124996	8122	0.065	5.09		
14.490	178210	10837	0.061	6.79		
15.077	177075	11146	0.063	6.99		
15.450	198709	11130	0.056	6.98		
16.360	107560	6348	0.059	3.98		11 Nitroglycerin
17.317	180380	9830	0.054	6.16		
18.084	209140	10659	0.051	6.68		
18.660	188930	9753	0.052	6.11	$	1 3,4-Dinitrotoluene
19.200	181788	8512	0.047	5.33		
20.937	214151	9819	0.046	6.15		
21.704	169656	7371	0.043	4.62		
22.950	691	84	0.122	0.05		
23.304	680	78	0.115	0.04		
23.554	1796	75	0.042	0.04		
25.284	240836	9157	0.038	5.74		
27.280	189317	6729	0.036	4.22		
28.627	282	41	0.145	0.02		
29.387	260990	8772	0.034	5.50		
31.034	526	52	0.099	0.03		
31.517	4387	93	0.021	0.05		
32.907	139839	3178	0.023	1.99		20 PETN
	3144298	159410		100.000		

Total unknown % height = 70.64

Data File: \\Terastation\share\GCdata\LC10,I\03022010,B\A-000048.D\A-000048.D
Date : 04-MAR-2010 00:51
Client ID:
Sample Info: STD_05 10GCSV0072 8330 100ng/mL;2

Instrument: LC10,i
Operator: NS
Column diameter: 4.60

Column phase: SYNERGI HYDRORP C18

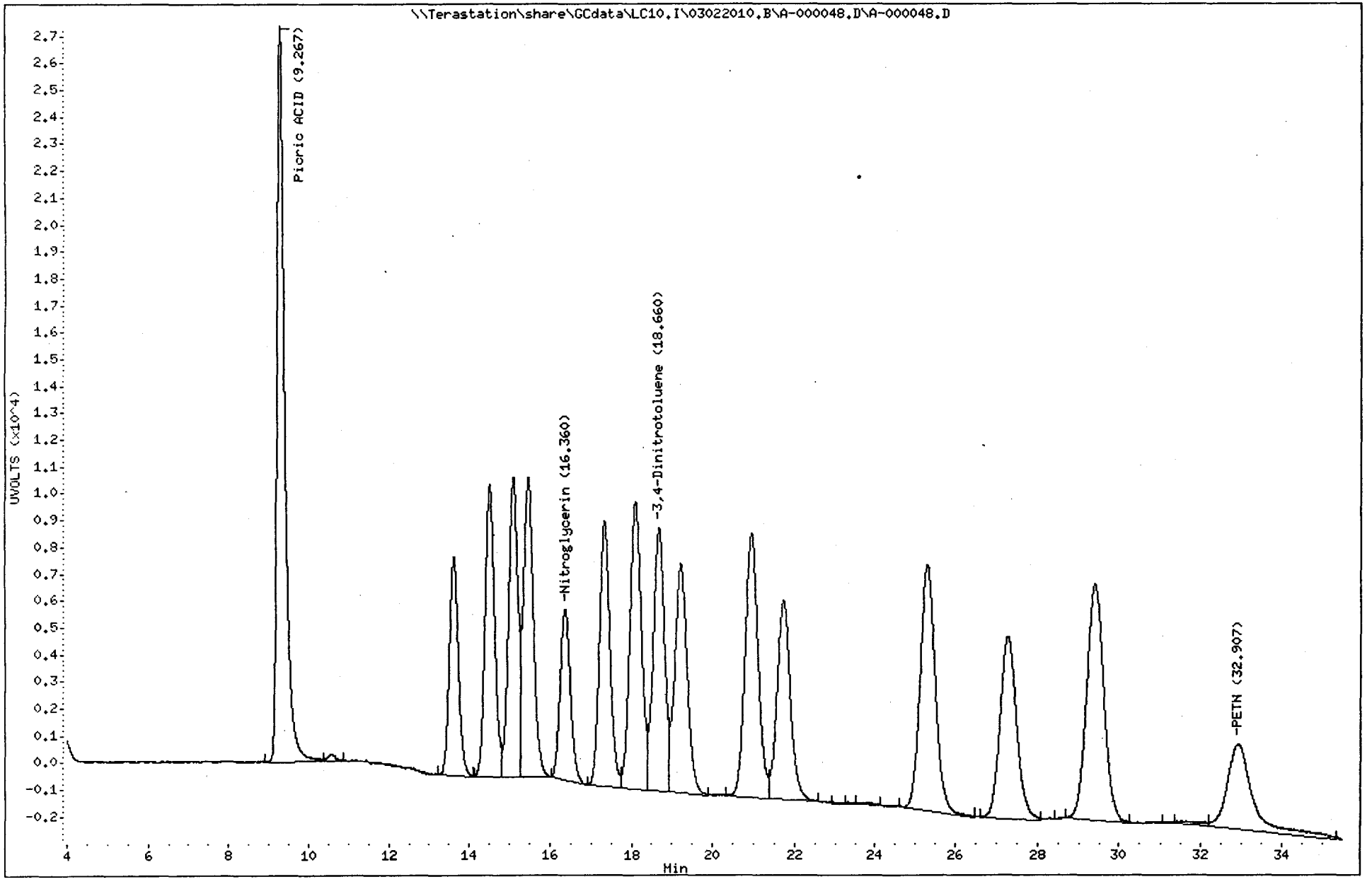

1683
North Canton

TestAmerica West Sacramento

A-000054.D

Chromatography Summary

Injection Date: 3/4/2010 5:42 **Operator:** NS

DataFile: LC10.I\03022010.B\A-000054.D **Vial Num:** 56

Method 8330 Target Analyte Results

Instrument ID: LC10

Sample : **LV3R01AA 0056227 G0B250000-MB**

Method File: LC10.I\03022010.B\8330AB.M

Start Cal Date: 3/1/2010 17:59 **End Cal Date:** 3/1/2010 23:38

Dilution Factor	Extract Volume	Sample Volume	Sample Weight
1X	80 mL	0 mL	10 g

Matrix: SOIL **SubList:** SOLIDBQSM.sub **SpikeList:**

Samp. Info: LV3R01AA 0056227 G0B250000-MB;0

Misc. Info: ;;;10.00;80;2;SOLIDBQSM.sub; ;0;1

	Synergi Hydro-RP C18(250nm-265nm)					Synergi Hydro-RP C18(358nm-205nm)							
Compound Name	**RT**	**Diff**	**Response**	**Conc (ug/Kg)**	**Flag**	**RT**	**Diff**	**Response**	**Conc (ug/Kg)**	**Flag**	**MDL**	**RL**	**Flag**
3,4-Dinitrotoluene	**18.62**	**-0.011**	**3188**	**528.9000<**		**18.63**	**-0.011**	**6162**	**505.0000**		**0.0000**	**0.00**	
HMX											12.1000	250.00	
RDX											12.0000	250.00	
Picric ACID											100.0000	1000.00	
1,3,5-Trinitrobenzene											10.0000	250.00	
1,3-Dinitrobenzene											4.2000	250.00	
TETRYL											10.0000	250.00	
Nitrobenzene											17.6000	250.00	
2,4,6-Trinitrotoluene											19.4000	250.00	
4-AM-2,6-DNT											10.0000	250.00	
2-AM-4,6-DNT											12.5000	300.00	
2,6-Dinitrotoluene											7.3000	250.00	
2,4-Dinitrotoluene											5.3000	250.00	
2-Nitrotoluene											13.0000	250.00	
4-Nitrotoluene											18.2000	500.00	
3-Nitrotoluene											15.5000	250.00	
Nitroglycerin											15.0000	500.00	
PETN											25.0000	500.00	
3,5-Dinitroaniline											8.8000	1300.00	

m 3/4/10

Surrogates:	**Spiked**	**Recovered**	**%Rec**	**Spiked**	**Recovered**	**%Rec**	**Limits**
3,4-Dinitrotoluene	**500.0000**	**528.9000**	**106**	**500.0000**	**505.0000**	**101**	**(81-127)**

Notes:
- M = Manually Integrated
- D = Operator Disabled Result
- O = Over Calibration Range
- Signals Differ by More Than 40%
- Signals Differ by More Than 50%

Printed: 3/4/2010 12:05 PM

TestAmerica West Sacramento

Method 8330

Data file : \\Terastation\share\GCdata\LC10.I\03022010.B\A-000054.d
Lab Smp Id: LV3R01AA 0056227 G0
Inj Date : 04-MAR-2010 05:42
Operator : NS Inst ID: LC10.i
Smp Info : LV3R01AA 0056227 G0B250000-MB;0
Misc Info : ;;;10.00;80;2;SOLIDBQSM.sub; ;0;1
Comment : SOP SAC-LC-0009
Method : \\Terastation\share\GCdata\LC10.I\03022010.B\8330AB.m
Meth Date : 04-Mar-2010 10:41 shafern Quant Type: AREA%
Cal Date : 01-MAR-2010 23:38 Cal File: A-000017.d
Als bottle: 56
Dil Factor: 1.00000
Integrator: Falcon+ Compound Sublist: SOLIDBQSM.sub
Target Version: 4.14
Processing Host: SACP307FK

Concentration Formula: Amt * DF * Uf*Vt / Ws * CpndVariable

Name	Value	Description
DF	1.000	Dilution Factor
Uf	1.000	Unit Correction Factor
Vt	80.000	Volume of final extract (mL)(1000 low, 2
Ws	10.000	Weight of sample extracted (g)
Cpnd Variable		Local Compound Variable

RT	AREA	HEIGHT	HT/AREA	% HEIGHT	COMPOUNDS
5.662	2371	113	0.048	1.83	
8.178	1996	131	0.066	2.12	
9.368	11479	559	0.049	9.06	
9.852	11985	567	0.047	9.19	
10.848	567	37	0.065	0.60	
11.942	1699	100	0.059	1.62	
15.288	308	34	0.110	0.55	
16.002	211	40	0.190	0.64	
18.622	62632	3188	0.051	51.80	$ 1 3,4-Dinitrotoluene
20.388	1027	70	0.068	1.13	
22.235	918	71	0.077	1.15	
23.002	6634	378	0.057	6.13	
23.278	14338	422	0.029	6.84	
24.308	124	33	0.266	0.53	
24.708	676	59	0.087	0.95	
24.962	4948	232	0.047	3.76	
26.472	434	47	0.108	0.76	
31.345	398	38	0.095	0.61	
33.678	158	45	0.285	0.73	
	122903	6164		100.000	

Total unknown % height = 48.20

Data File: \\Terastation\share\GCdata\LC10.I\03022010.B\A-000054.d
Date : 04-MAR-2010 05:42
Client ID:
Sample Info: LV3R01AA 0056227 GOB250000-HB;0
Volume Injected (uL): 500.0
Column phase: SYNERGI HYDRORP C18

Instrument: LC10.i
Operator: NS
Column diameter: 4.60

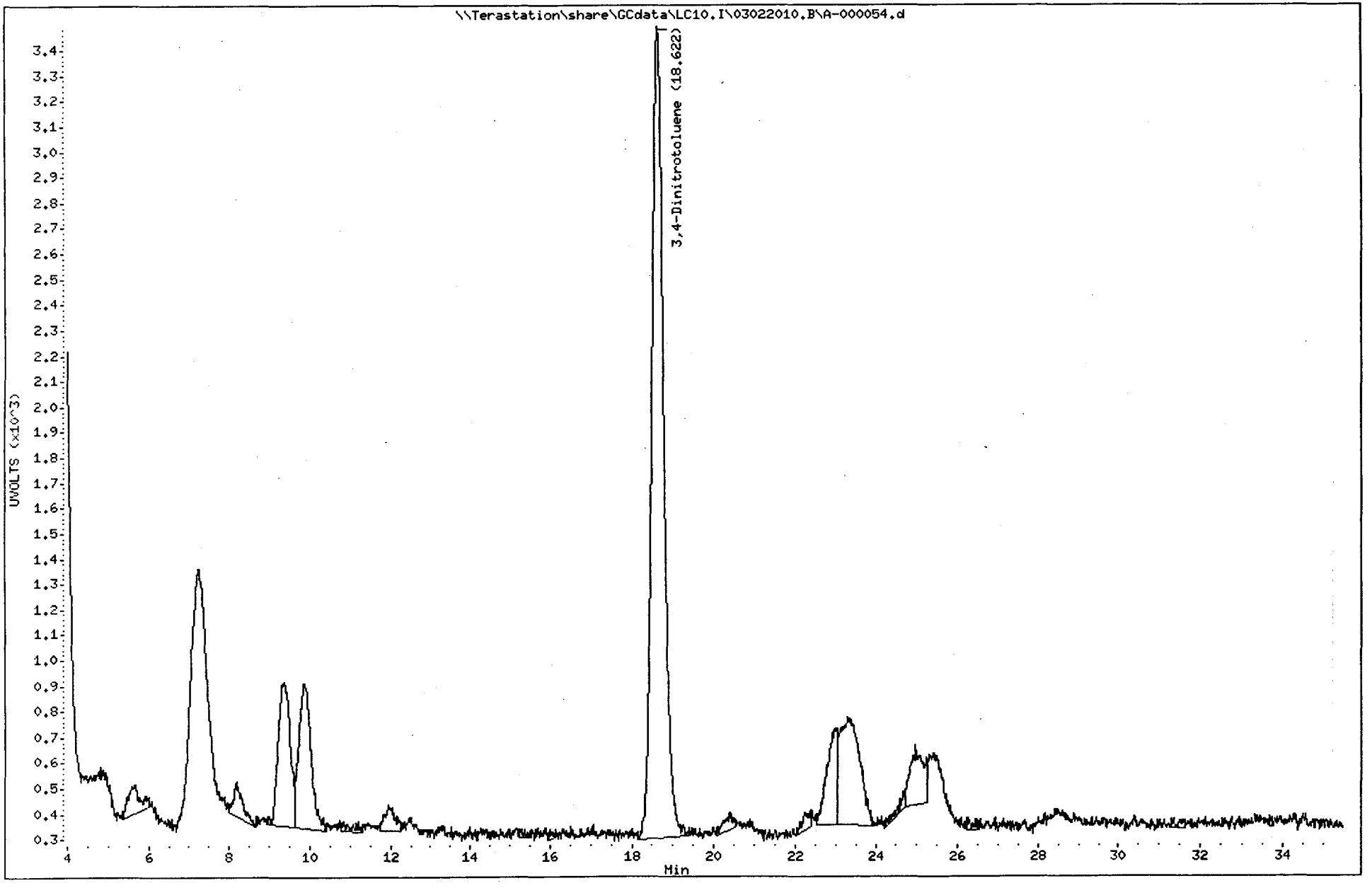

1686
North Canton

TestAmerica West Sacramento

Method 8330

Data file : \\Terastation\share\GCdata\LC10.I\03022010.B\A-000054.d\A-000054
Lab Smp Id: LV3R01AA 0056227 G0
Inj Date : 04-MAR-2010 05:42
Operator : NS Inst ID: LC10.i
Smp Info : LV3R01AA 0056227 G0B250000-MB;0
Misc Info : ;;;10.00;80;2;SOLIDBQSM.sub; ;0;1
Comment : SOP SAC-LC-0009
Method : \\Terastation\share\GCdata\LC10.I\03022010.B\8330AB.M\83302.m
Meth Date : 04-Mar-2010 10:44 shafern Quant Type: AREA%
Cal Date : 01-MAR-2010 23:38 Cal File: A-000017.d
Als bottle: 56
Dil Factor: 1.00000
Integrator: Falcon+ Compound Sublist: SOLIDBQSM.sub
Target Version: 4.14
Processing Host: SACP307FK

Concentration Formula: Amt * DF * Uf*Vt / Ws * CpndVariable

Name	Value	Description
DF	1.000	Dilution Factor
Uf	1.000	Unit Correction Factor
Vt	80.000	Volume of final extract (mL)(1000 low, 2
Ws	10.000	Weight of sample extracted (g)
Cpnd Variable		Local Compound Variable

RT	AREA	HEIGHT	HT/AREA	% HEIGHT	COMPOUNDS
18.628	121902	6162	0.051	39.40	$ 1 3,4-Dinitrotoluene
20.378	14551	418	0.029	2.66	
21.492	363	82	0.226	0.52	
21.715	2741	158	0.058	1.00	
22.325	7821	328	0.042	2.09	
23.008	27434	1452	0.053	9.26	
23.278	61120	1651	0.027	10.53	
24.958	74887	2426	0.032	15.47	
25.402	70917	2495	0.035	15.92	
26.958	293	46	0.157	0.29	
28.042	362	35	0.097	0.22	
28.338	2343	84	0.036	0.53	
29.768	413	65	0.157	0.41	
30.275	409	27	0.066	0.17	
30.398	202	52	0.258	0.33	
31.302	302	50	0.166	0.31	
32.768	219	67	0.307	0.42	
34.982	1272	74	0.058	0.47	
	387553	15672		100.000	

Total unknown % height = 60.60

Data File: \\Terastation\share\GCdata\LC10.I\03022010.B\A-000054.d\A-000054.d
Date : 04-MAR-2010 05:42
Client ID:
Instrument: LC10.i
Sample Info: LV3R01AA 0056227 G0B250000-MB;0
Volume Injected (uL): 500.0
Operator: NS
Column phase: SYNERGI HYDRORP C18
Column diameter: 4.60

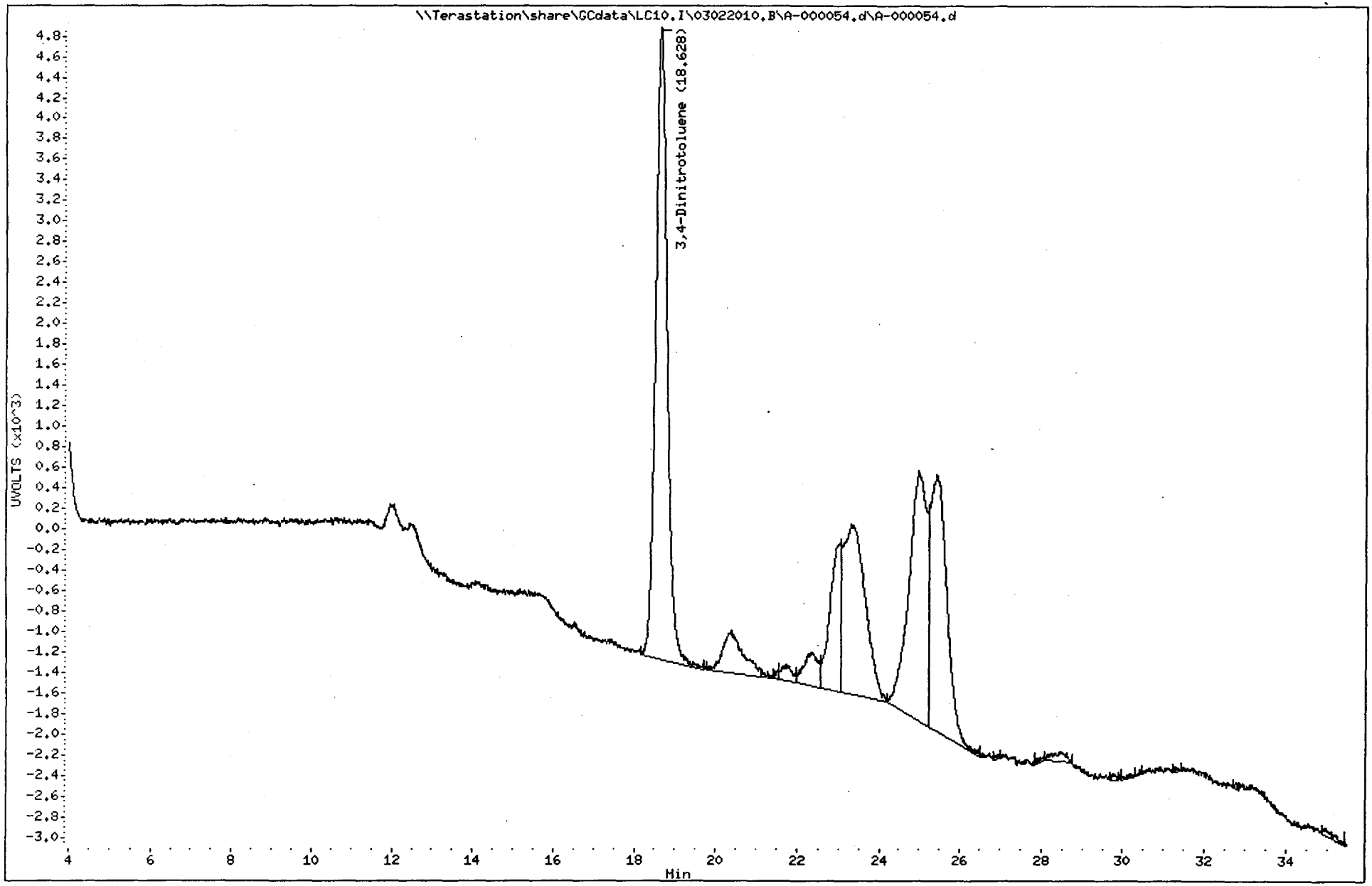

1688
North Canton

TestAmerica West Sacramento

A-000055.D

Chromatography Summary

Injection Date: 3/4/2010 6:30 **Operator:** NS

DataFile: LC10.I\03022010.B\A-000055.D **Vial Num:** 57

Instrument ID: LC10

Method 8330 Target Analyte Results

Sample : **LV3R01AC 0056227 G0B250000-LCS**

Method File: LC10.I\03022010.B\8330AB.M

Start Cal Date: 3/1/2010 17:59 **End Cal Date:** 3/1/2010 23:38

Dilution Factor	Extract Volume	Sample Volume	Sample Weight
1X	80 mL	0 mL	10 g

Matrix: SOIL **SubList:** SOLIDBQSM.sub **SpikeList:** SOLIDBQSM.sp

Samp. Info: LV3R01AC 0056227 G0B250000-LCS;3

Misc. Info: LCS;;;10.00;80;2;SOLIDBQSM.sub;SOLIDBQSM.spk;1;1

	Synergi Hydro-RP C18(250nm-265nm)							Synergi Hydro-RP C18(358nm-205nm)								
Compound Name	RT	Response	Conc (ug/Kg)	Spike Level	%R	Result	Flag	RT	Response	Conc (ug/Kg)	Spike Level	%R	Result	Flag	Limits(%)	Flag
3,4-Dinitrotoluene	18.70	2957	490.6000<	500	98%	Acceptable		18.70	6057	496.4000	500	99%	Acceptable		(81-127)	
HMX	5.45	8312	499.1000<	500	100%	Acceptable					500	0%	Fails		(75-125)	45
RDX	8.02	5665	502.3000<	500	100%	Acceptable					500	0%	Fails		(70-135)	45
Picric ACID				5000	0%	Fails					5000	0%	Fails		(70-130)	
1,3,5-Trinitrobenzene	10.59	10072	500.9000<	500	100%	Acceptable					500	0%	Fails		(75-125)	45
1,3-Dinitrobenzene	13.62	9728	495.6000<	500	99%	Acceptable					500	0%	Fails		(80-125)	45
TETRYL	15.12	4841	441.1000<	500	88%	Acceptable					500	0%	Fails		(10-150)	45
Nitrobenzene	15.48	4533	489.8000<	500	98%	Acceptable					500	0%	Fails		(75-125)	45
2,4,6-Trinitrotoluene	17.36	5467	457.7000<	500	92%	Acceptable					500	0%	Fails		(55-140)	45
4-AM-2,6-DNT	18.13	4277	480.0000<	500	96%	Acceptable					500	0%	Fails		(80-125)	45
2-AM-4,6-DNT	19.24	4894	482.4000<	500	96%	Acceptable					500	0%	Fails		(80-125)	45
2,6-Dinitrotoluene	20.97	3365	475.4000<	500	95%	Acceptable					500	0%	Fails		(80-120)	45
2,4-Dinitrotoluene	21.73	5529	481.4000<	500	96%	Acceptable					500	0%	Fails		(80-125)	45
2-Nitrotoluene	25.32	2665	523.5000<	500	105%	Acceptable					500	0%	Fails		(80-125)	45
4-Nitrotoluene	27.30	2984	490.1000<	500	98%	Acceptable					500	0%	Fails		(75-125)	45
3-Nitrotoluene	29.40	2910	484.9000<	500	97%	Acceptable					500	0%	Fails		(75-120)	45
Nitroglycerin				1000	0%	Fails		16.39	8008	1022.0000<	1000	102%	Acceptable		(74-112)	45
PETN				1000	0%	Fails		32.92	3884	982.9000<	1000	98%	Acceptable		(75-117)	45
3,5-Dinitroaniline	14.52	6283	488.1000<	500	98%	Acceptable					500	0%	Fails		(40-140)	45

Surrogates:	Spiked	Recovered	%Rec		Spiked	Recovered	%Rec	Limits
3,4-Dinitrotoluene	500.0000	490.6000	98		500.0000	496.4000	99	(81-127)

Notes:
M = Manually Integrated
D = Operator Disabled Result
O = Over Calibration Range

Signals Differ by More Than 40%
Signals Differ by More Than 50%

Printed: 3/4/2010 12:06 PM

TestAmerica West Sacramento

Method 8330

Data file : \\Terastation\share\GCdata\LC10.I\03022010.B\A-000055.d
Lab Smp Id: LV3R01AC 0056227 G0
Inj Date : 04-MAR-2010 06:30
Operator : NS Inst ID: LC10.i
Smp Info : LV3R01AC 0056227 G0B250000-LCS;3
Misc Info : LCS;;;10.00;80;2;SOLIDBQSM.sub;SOLIDBQSM.spk;1;1
Comment : SOP SAC-LC-0009
Method : \\Terastation\share\GCdata\LC10.I\03022010.B\8330AB.m
Meth Date : 04-Mar-2010 10:41 shafern Quant Type: AREA%
Cal Date : 01-MAR-2010 23:38 Cal File: A-000017.d
Als bottle: 57 QC Sample: LCS
Dil Factor: 1.00000
Integrator: Falcon+ Compound Sublist: SOLIDBQSM.sub
Target Version: 4.14
Processing Host: SACP307FK

Concentration Formula: Amt * DF * Uf*Vt / Ws * CpndVariable

Name	Value	Description
DF	1.000	Dilution Factor
Uf	1.000	Unit Correction Factor
Vt	80.000	Volume of final extract (mL)(1000 low, 2
Ws	10.000	Weight of sample extracted (g)
Cpnd Variable		Local Compound Variable

RT	AREA	HEIGHT	HT/AREA	% HEIGHT		COMPOUNDS
5.451	58232	8312	0.143	9.59		2 HMX
8.021	61062	5665	0.093	6.53		3 RDX
9.301	17771	764	0.043	0.88		
9.887	9860	485	0.049	0.55		
10.587	126719	10072	0.079	11.76		6 1,3,5-Trinitrobenze
11.917	78	23	0.293	0.02		
13.624	154833	9728	0.063	11.22		7 1,3-Dinitrobenzene
14.524	105697	6283	0.059	7.25		8 3,5-Dinitroaniline
15.117	76621	4841	0.063	5.58		9 TETRYL
15.481	81013	4533	0.056	5.23		10 Nitrobenzene
16.384	1386	82	0.059	0.09		
17.357	97847	5467	0.056	6.31		12 2,4,6-Trinitrotolue
18.134	81090	4277	0.053	4.93		13 4-AM-2,6-DNT
18.704	54491	2957	0.054	3.41	$	1 3,4-Dinitrotoluene
19.244	102402	4894	0.048	5.64		14 2-AM-4,6-DNT
20.394	291	38	0.131	0.04		
20.974	68209	3365	0.049	3.88		15 2,6-Dinitrotoluene
21.734	120395	5529	0.046	6.38		16 2,4-Dinitrotoluene
23.097	5089	280	0.055	0.32		
23.407	10925	321	0.029	0.37		
25.317	80252	2665	0.033	3.07		17 2-Nitrotoluene
27.297	83545	2984	0.036	3.44		18 4-Nitrotoluene
29.401	87375	2910	0.033	3.35		19 3-Nitrotoluene
31.711	948	55	0.058	0.06		

RT	AREA	HEIGHT	HT/AREA	% HEIGHT	COMPOUNDS
32.281	356	51	0.143	0.05	
32.884	431	51	0.118	0.05	
	1486918	86632		100.000	

Total unknown % height = 2.430

Data File: \\Terastation\share\GCdata\LC10.I\03022010.B\A-000055.d
Date : 04-MAR-2010 06:30
Client ID:
Sample Info: LV3R01AC 0056227 GOB250000-LCS:3
Volume Injected (uL): 500.0
Column phase: SYNERGI HYDRORP C18

Instrument: LC10.i
Operator: NS
Column diameter: 4.60

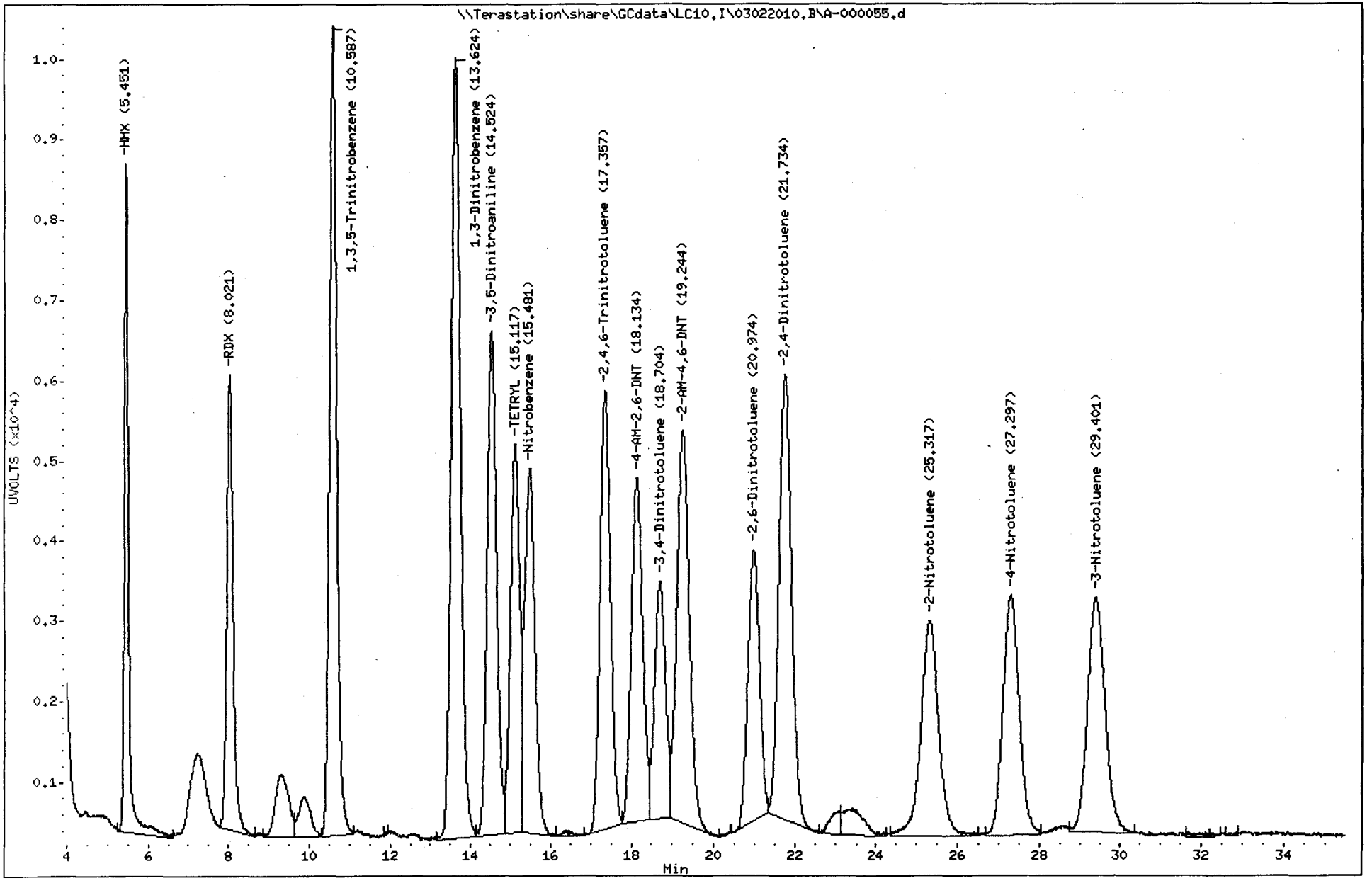

1692
North Canton

TestAmerica West Sacramento

Method 8330

Data file : \\Terastation\share\GCdata\LC10.I\03022010.B\A-000055.d\A-000055
Lab Smp Id: LV3R01AC 0056227 G0
Inj Date : 04-MAR-2010 06:30
Operator : NS Inst ID: LC10.i
Smp Info : LV3R01AC 0056227 G0B250000-LCS;3
Misc Info : LCS;;;10.00;80;2;SOLIDBQSM.sub;SOLIDBQSM.spk;1;1
Comment : SOP SAC-LC-0009
Method : \\Terastation\share\GCdata\LC10.I\03022010.B\8330AB.M\83302.m
Meth Date : 04-Mar-2010 10:44 shafern Quant Type: AREA%
Cal Date : 01-MAR-2010 23:38 Cal File: A-000017.d
Als bottle: 57 QC Sample: LCS
Dil Factor: 1.00000
Integrator: Falcon+ Compound Sublist: SOLIDBQSM.sub
Target Version: 4.14
Processing Host: SACP307FK

Concentration Formula: Amt * DF * Uf*Vt / Ws * CpndVariable

Name	Value	Description
DF	1.000	Dilution Factor
Uf	1.000	Unit Correction Factor
Vt	80.000	Volume of final extract (mL)(1000 low, 2
Ws	10.000	Weight of sample extracted (g)
Cpnd Variable		Local Compound Variable

RT	AREA	HEIGHT	HT/AREA	% HEIGHT		COMPOUNDS
9.217	9843	526	0.053	0.56		
10.604	2464	182	0.074	0.19		
13.624	77476	4986	0.064	5.39		
14.521	110202	6587	0.060	7.12		
15.117	101687	6526	0.064	7.05		
15.477	128915	7087	0.055	7.66		
16.391	137575	8008	0.058	8.77		11 Nitroglycerin
17.354	107438	5886	0.055	6.36		
18.131	129006	6540	0.051	7.07		
18.701	117876	6057	0.051	6.54	$	1 3,4-Dinitrotoluene
19.247	113952	5271	0.046	5.69		
20.394	9161	453	0.049	0.48		
20.971	135466	6132	0.045	6.63		
21.741	105585	4636	0.044	5.01		
23.097	15772	707	0.045	0.76		
23.357	15102	704	0.047	0.76		
25.307	277415	7683	0.028	8.30		
27.297	127738	4421	0.035	4.78		
28.401	9550	286	0.030	0.30		
29.397	181052	5862	0.032	6.33		
31.184	1637	57	0.035	0.06		
32.924	143296	3884	0.027	4.19		20 PETN
	2058207	92481		100.000		

Total unknown % height = 80.50

Data File: \\Terastation\share\GCdata\LC10.I\03022010.B\A-000055.d\A-000055.d
Date : 04-MAR-2010 06:30
Client ID:
Sample Info: LV3R01AC 0056227 G0B250000-LCS;3
Volume Injected (uL): 500.0
Column phase: SYNERGI HYDRORP C18

Instrument: LC10.i
Operator: NS
Column diameter: 4.60

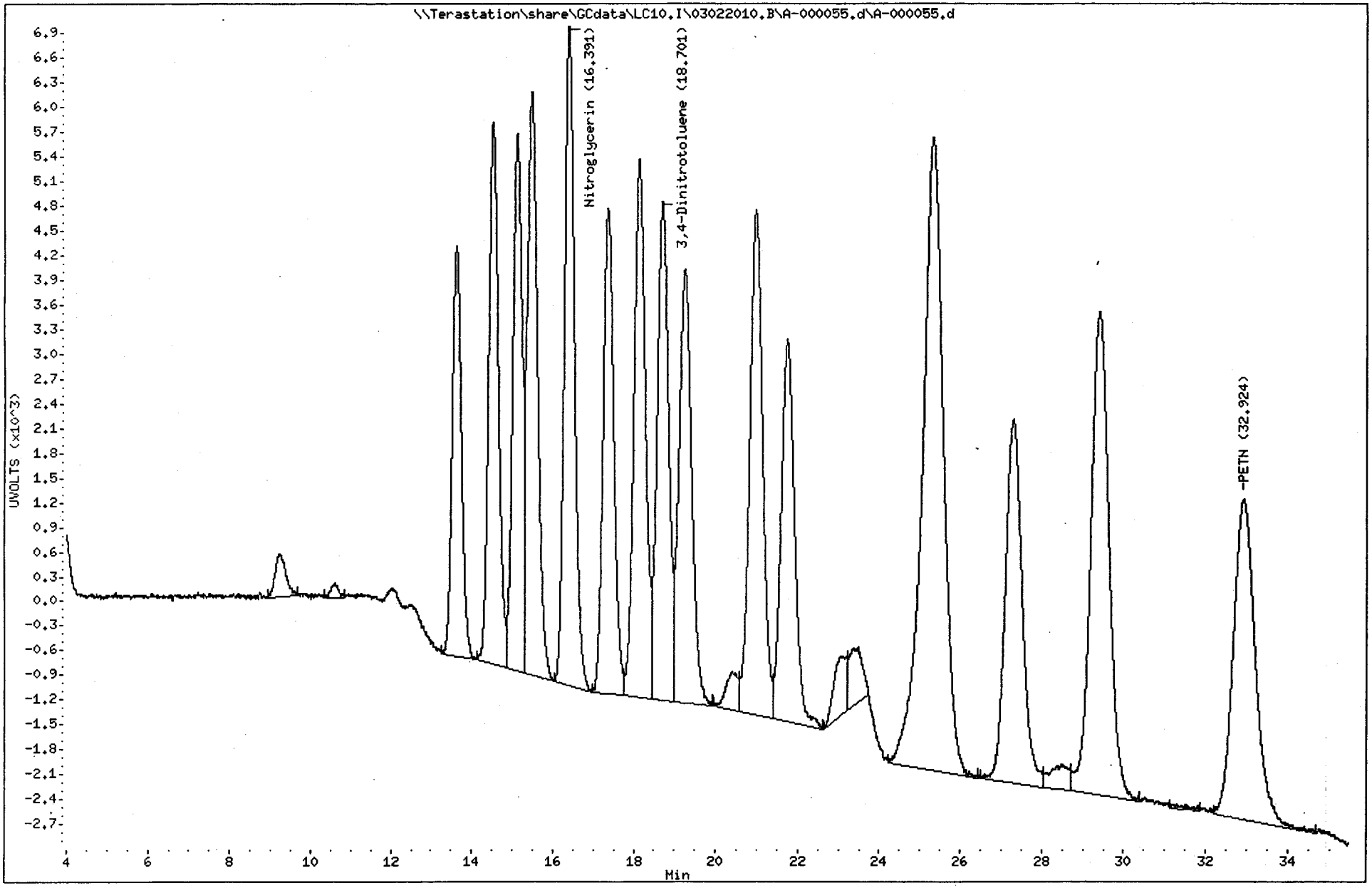

1694
North Canton

TestAmerica West Sacramento

A-000056.D

Chromatography Summary

Injection Date: 3/4/2010 7:19 **Operator:** NS

DataFile: LC10.I\03022010.B\A-000056.D **Vial Num:** 58

Instrument ID: LC10

Method 8330 Target Analyte Results

Sample : **LVTQQ1A4 0056227 A0B180429-1**

Method File: LC10.I\03022010.B\8330AB.M

Start Cal Date: 3/1/2010 17:59 **End Cal Date:** 3/1/2010 23:38

Dilution Factor	Extract Volume	Sample Volume	Sample Weight
1X	80 mL	0 mL	10.06 g

Matrix: SOIL **SubList:** SOLIDBQSM.sub **SpikeList:**

Samp. Info: LVTQQ1A4 0056227 A0B180429-1;0

Misc. Info: ;;;10.06;80;2;SOLIDBQSM.sub; ;0;1

	Synergi Hydro-RP C18(250nm-265nm)					Synergi Hydro-RP C18(358nm-205nm)							
Compound Name	**RT**	**Diff**	**Response**	**Conc (ug/Kg)**	**Flag**	**RT**	**Diff**	**Response**	**Conc (ug/Kg)**	**Flag**	**MDL**	**RL**	**Flag**
3,4-Dinitrotoluene	**18.67**	**-0.028**	**3202**	**528.0000<**		**18.66**	**-0.038**	**6353**	**517.5000**		**0.0000**	**0.00**	
HMX											12.0278	247.03	
RDX											11.9284	247.03	
Picric ACID											99.4036	988.11	
1,3,5-Trinitrobenzene											9.9404	247.03	
1,3-Dinitrobenzene											4.1750	247.03	
TETRYL	14.95	-0.158	271	24.5400<							9.9404	247.03	45
Nitrobenzene											17.4950	247.03	
2,4,6-Trinitrotoluene											19.2843	247.03	
4-AM-2,6-DNT											9.9404	247.03	
2-AM-4,6-DNT											12.4254	296.43	
2,6-Dinitrotoluene											7.2565	247.03	
2,4-Dinitrotoluene											5.2684	247.03	
2-Nitrotoluene											12.9225	247.03	
4-Nitrotoluene											18.0915	494.05	
3-Nitrotoluene											15.4076	247.03	
Nitroglycerin											14.9105	494.05	
PETN											24.8509	494.05	
3,5-Dinitroaniline											8.7475	1284.54	

not conf.

m 3/9/10

Surrogates:	**Spiked**	**Recovered**	**%Rec**	**Spiked**	**Recovered**	**%Rec**	**Limits**
3,4-Dinitrotoluene	**497.0179**	**528.0000**	**106**	**497.0179**	**517.5000**	**104**	**(81-127)**

Notes:
- M = Manually Integrated
- D = Operator Disabled Result
- O = Over Calibration Range
- Signals Differ by More Than 40%
- Signals Differ by More Than 50%

Printed: 3/9/2010 11:04 AM

TestAmerica West Sacramento

Method 8330

Data file : \\Terastation\share\GCdata\LC10.I\03022010.B\A-000056.d
Lab Smp Id: LVTQQ1A4 0056227 A0
Inj Date : 04-MAR-2010 07:19
Operator : NS Inst ID: LC10.i
Smp Info : LVTQQ1A4 0056227 A0B180429-1;0
Misc Info : ;;;10.06;80;2;SOLIDBQSM.sub; ;0;1
Comment : SOP SAC-LC-0009
Method : \\Terastation\share\GCdata\LC10.I\03022010.B\8330AB.m
Meth Date : 08-Mar-2010 12:29 shafern Quant Type: AREA%
Cal Date : 01-MAR-2010 23:38 Cal File: A-000017.d
Als bottle: 58
Dil Factor: 1.00000
Integrator: Falcon+ Compound Sublist: SOLIDBQSM.sub
Target Version: 4.14
Processing Host: SACP307FK

Concentration Formula: Amt * DF * Uf*Vt / Ws * CpndVariable

Name	Value	Description
DF	1.000	Dilution Factor
Uf	1.000	Unit Correction Factor
Vt	80.000	Volume of final extract (mL)(1000 low, 2
Ws	10.060	Weight of sample extracted (g)
Cpnd Variable		Local Compound Variable

RT	AREA	HEIGHT	HT/AREA	% HEIGHT		COMPOUNDS
5.525	2034	132	0.065	1.84		
6.159	443	25	0.056	0.35		
8.172	826	83	0.100	1.16		
8.919	4795	301	0.063	4.21		
9.339	7840	367	0.047	5.14		
9.669	2941	344	0.117	4.81		
10.162	24838	1224	0.049	17.15		
10.649	1316	83	0.063	1.16		
11.212	4097	180	0.044	2.52		
11.895	4967	324	0.065	4.53		
13.865	2244	143	0.064	2.00		
14.952	2813	271	0.096	3.79		9 TETRYL
16.749	974	46	0.047	0.64		
17.795	2808	99	0.035	1.38		
18.665	64815	3202	0.049	44.95	$	1 3,4-Dinitrotoluene
20.349	230	23	0.100	0.32		
28.482	3965	118	0.030	1.65		
31.075	796	46	0.058	0.64		
32.775	580	40	0.069	0.56		
34.175	230	41	0.178	0.57		
34.682	248	45	0.181	0.63		
	133798	7137		100.000		

Total unknown % height = 51.26

Data File: \\Terastation\share\GCdata\LC10.I\03022010.B\A-000056.d
Date : 04-MAR-2010 07:19
Client ID:
Instrument: LC10.i
Sample Info: LVTQQ1A4 0056227 A0B180429-1;0
Volume Injected (uL): 500.0
Operator: NS
Column phase: SYNERGI HYDRORP C18
Column diameter: 4.60

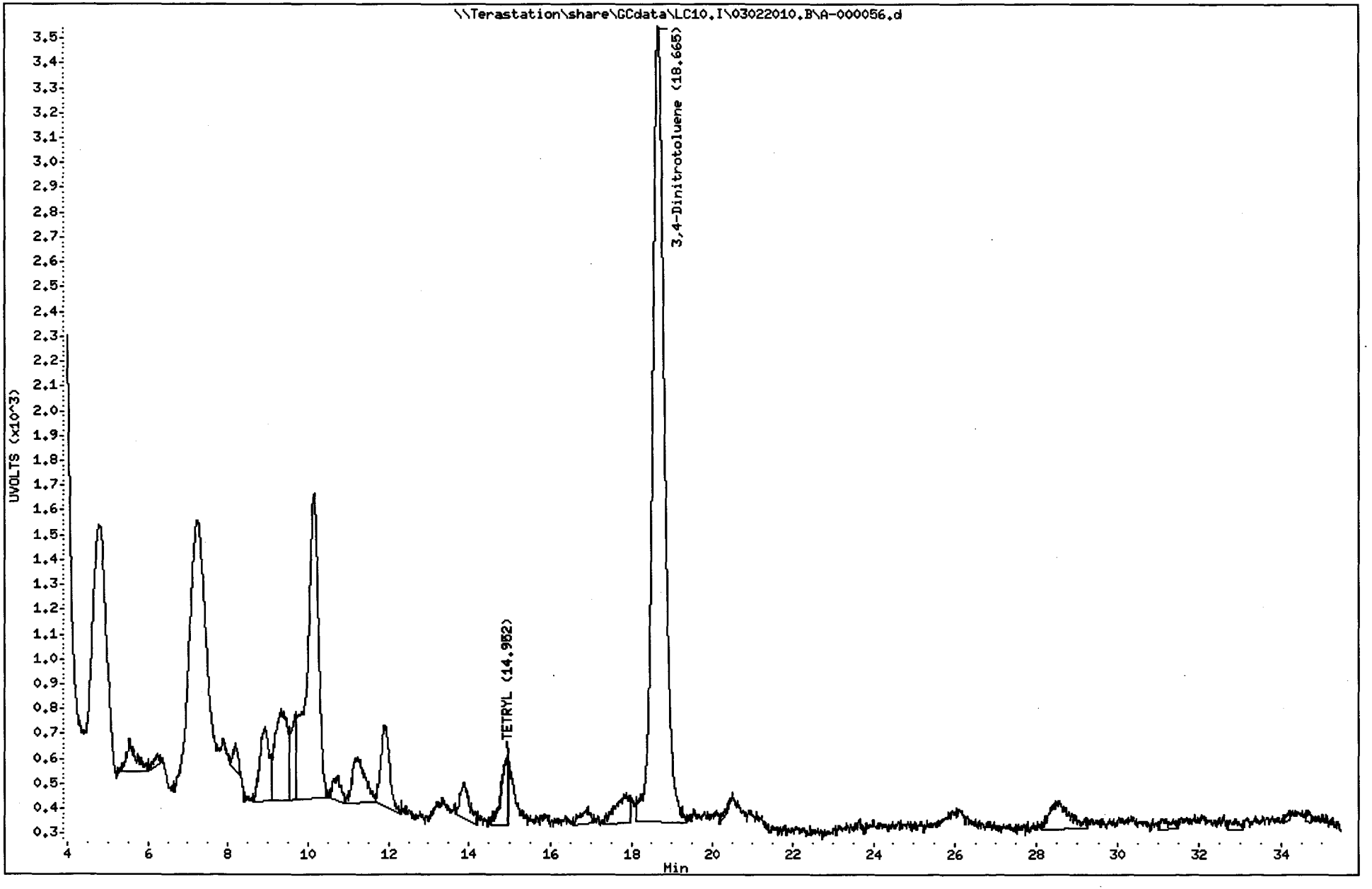

1697
North Canton

TestAmerica West Sacramento

Method 8330

Data file : \\Terastation\share\GCdata\LC10.I\03022010.B\A-000056.d\A-000056
Lab Smp Id: LVTQQ1A4 0056227 A0
Inj Date : 04-MAR-2010 07:19
Operator : NS Inst ID: LC10.i
Smp Info : LVTQQ1A4 0056227 A0B180429-1;0
Misc Info : ;;;10.06;80;2;SOLIDBQSM.sub; ;0;1
Comment : SOP SAC-LC-0009
Method : \\Terastation\share\GCdata\LC10.I\03022010.B\8330AB.M\83302.m
Meth Date : 05-Mar-2010 13:10 tap Quant Type: AREA%
Cal Date : 01-MAR-2010 23:38 Cal File: A-000017.d
Als bottle: 58
Dil Factor: 1.00000
Integrator: Falcon+ Compound Sublist: SOLIDBQSM.sub
Target Version: 4.14
Processing Host: SACP307FK

Concentration Formula: Amt * DF * Uf*Vt / Ws * CpndVariable

Name	Value	Description
DF	1.000	Dilution Factor
Uf	1.000	Unit Correction Factor
Vt	80.000	Volume of final extract (mL)(1000 low, 2
Ws	10.060	Weight of sample extracted (g)
Cpnd Variable		Local Compound Variable

RT	AREA	HEIGHT	HT/AREA	% HEIGHT	COMPOUNDS
9.675	7419	380	0.051	3.95	
11.922	10513	450	0.043	4.67	
13.882	9253	560	0.061	5.82	
14.919	12749	651	0.051	6.76	
18.662	157891	6353	0.040	66.13	$ 1 3,4-Dinitrotoluene
19.785	276	90	0.326	0.93	
20.259	13012	270	0.021	2.80	
21.672	1394	74	0.053	0.76	
23.192	190	47	0.247	0.48	
23.715	3213	111	0.035	1.15	
25.149	1964	67	0.034	0.69	
25.922	2436	112	0.046	1.16	
28.035	388	50	0.129	0.51	
28.302	651	40	0.061	0.41	
30.239	983	77	0.078	0.80	
30.519	2652	108	0.041	1.12	
31.979	2901	93	0.032	0.96	
32.859	212	34	0.160	0.35	
33.142	347	53	0.153	0.55	
	228443	9620		100.000	

Total unknown % height = 33.87

Data File: \\Terastation\share\GCdata\LC10.I\03022010.B\A-000056.d\A-000056.d
Date : 04-MAR-2010 07:19
Client ID:
Sample Info: LVTQQ1A4 0056227 A0B180429-1:0
Volume Injected (uL): 500.0
Column phase: SYNERGI HYDRORP C18

Instrument: LC10.i
Operator: NS
Column diameter: 4.60

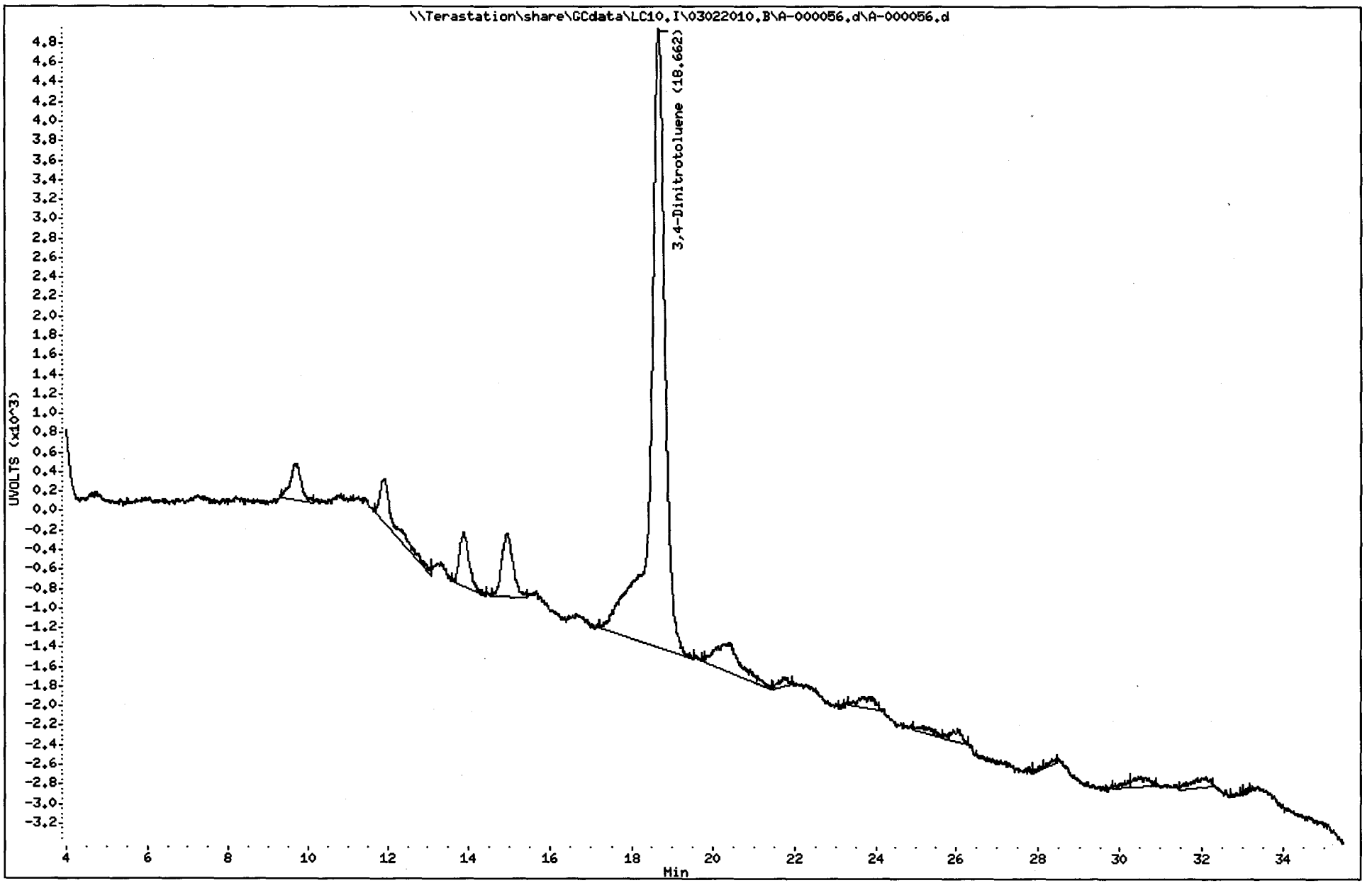

1699
North Canton

TestAmerica West Sacramento

A-000057.D

Chromatography Summary

Injection Date: 3/4/2010 8:07 **Operator:** NS

DataFile: LC10.I\03022010.B\A-000057.D **Vial Num:** 59

Instrument ID: LC10

Method 8330 Target Analyte Results

Sample : **LVTQ11AF 0056227 A0B180429-2**

Method File: LC10.I\03022010.B\8330AB.M

Start Cal Date: 3/1/2010 17:59 **End Cal Date:** 3/1/2010 23:38

Dilution Factor	Extract Volume	Sample Volume	Sample Weight
1X	80 mL	0 mL	10.03 g

Matrix: SOIL **SubList:** SOLIDBQSM.sub **SpikeList:**

Samp. Info: LVTQ11AF 0056227 A0B180429-2;0

Misc. Info: ;;;10.03;80;2;SOLIDBQSM.sub; ;0;1

	Synergi Hydro-RP C18(250nm-265nm)					Synergi Hydro-RP C18(358nm-205nm)							
Compound Name	**RT**	**Diff**	**Response**	**Conc (ug/Kg)**	**Flag**	**RT**	**Diff**	**Response**	**Conc (ug/Kg)**	**Flag**	**MDL**	**RL**	**Flag**
3,4-Dinitrotoluene	**18.67**	**0.041**	**3147**	**520.5000<**		**18.68**	**0.045**	**6025**	**492.3000**		**0.0000**	**0.00**	
HMX											12.0638	248.51	
RDX											11.9641	248.51	
Picric ACID											99.7009	994.03	
1,3,5-Trinitrobenzene											9.9701	248.51	
1,3-Dinitrobenzene											4.1874	248.51	
TETRYL	14.95	-0.105	187	16.9900<							9.9701	248.51	45
Nitrobenzene											17.5474	248.51	
2,4,6-Trinitrotoluene											19.3420	248.51	
4-AM-2,6-DNT											9.9701	248.51	
2-AM-4,6-DNT											12.4626	298.21	
2,6-Dinitrotoluene											7.2782	248.51	
2,4-Dinitrotoluene											5.2841	248.51	
2-Nitrotoluene											12.9611	248.51	
4-Nitrotoluene											18.1456	497.01	
3-Nitrotoluene											15.4536	248.51	
Nitroglycerin											14.9551	497.01	
PETN						32.86	0.001	523	132.0000<		24.9252	497.01	45
3,5-Dinitroaniline											8.7737	1292.23	

not cont.

M 3/4/10

not cont

Surrogates:	**Spiked**	**Recovered**	**%Rec**	**Spiked**	**Recovered**	**%Rec**	**Limits**
3,4-Dinitrotoluene	**498.5045**	**520.5000**	**104**	**498.5045**	**492.3000**	**99**	**(81-127)**

Notes:

M = Manually Integrated

D = Operator Disabled Result

O = Over Calibration Range

Signals Differ by More Than 40%

Signals Differ by More Than 50%

Printed: 3/4/2010 12:08 PM

TestAmerica West Sacramento

Method 8330

Data file : \\Terastation\share\GCdata\LC10.I\03022010.B\A-000057.d
Lab Smp Id: LVTQ11AF 0056227 A0
Inj Date : 04-MAR-2010 08:07
Operator : NS Inst ID: LC10.i
Smp Info : LVTQ11AF 0056227 A0B180429-2;0
Misc Info : ;;;10.03;80;2;SOLIDBQSM.sub; ;0;1
Comment : SOP SAC-LC-0009
Method : \\Terastation\share\GCdata\LC10.I\03022010.B\8330AB.m
Meth Date : 04-Mar-2010 10:41 shafern Quant Type: AREA%
Cal Date : 01-MAR-2010 23:38 Cal File: A-000017.d
Als bottle: 59
Dil Factor: 1.00000
Integrator: Falcon+ Compound Sublist: SOLIDBQSM.sub
Target Version: 4.14
Processing Host: SACP307FK

Concentration Formula: Amt * DF * Uf*Vt / Ws * CpndVariable

Name	Value	Description
DF	1.000	Dilution Factor
Uf	1.000	Unit Correction Factor
Vt	80.000	Volume of final extract (mL)(1000 low, 2
Ws	10.030	Weight of sample extracted (g)
Cpnd Variable		Local Compound Variable

RT	AREA	HEIGHT	HT/AREA	% HEIGHT		COMPOUNDS
5.457	3178	183	0.058	1.97		
6.091	2877	120	0.042	1.29		
7.817	847	59	0.070	0.63		
8.210	2993	168	0.056	1.81		
8.867	2953	206	0.070	2.22		
9.387	12199	493	0.040	5.33		
10.147	54893	3244	0.059	35.21		
10.791	4461	232	0.052	2.50		
11.484	988	78	0.079	0.84		
11.911	3231	221	0.068	2.39		
13.114	163	45	0.277	0.48		
13.891	2150	89	0.041	0.96		
14.687	167	44	0.263	0.47		
14.951	3704	187	0.050	2.02		9 TETRYL
15.844	291	33	0.114	0.35		
16.304	264	43	0.163	0.46		
18.674	62334	3147	0.050	34.04	$	1 3,4-Dinitrotoluene
20.491	1731	95	0.055	1.02		
24.454	645	33	0.051	0.35		
27.487	670	42	0.063	0.45		
28.534	4120	144	0.035	1.55		
32.854	10044	289	0.029	3.12		
34.381	558	50	0.090	0.54		
	175460	9245		100.000		

Total unknown % height = 63.94

Data File: \\Terastation\share\GCdata\LC10.I\03022010.B\A-000057.d
Date : 04-MAR-2010 08:07
Client ID:
Sample Info: LVTQ11AF 0056227 A0B180429-2;0
Volume Injected (uL): 500.0
Column phase: SYNERGI HYDRORP C18

Instrument: LC10.i
Operator: NS
Column diameter: 4.60

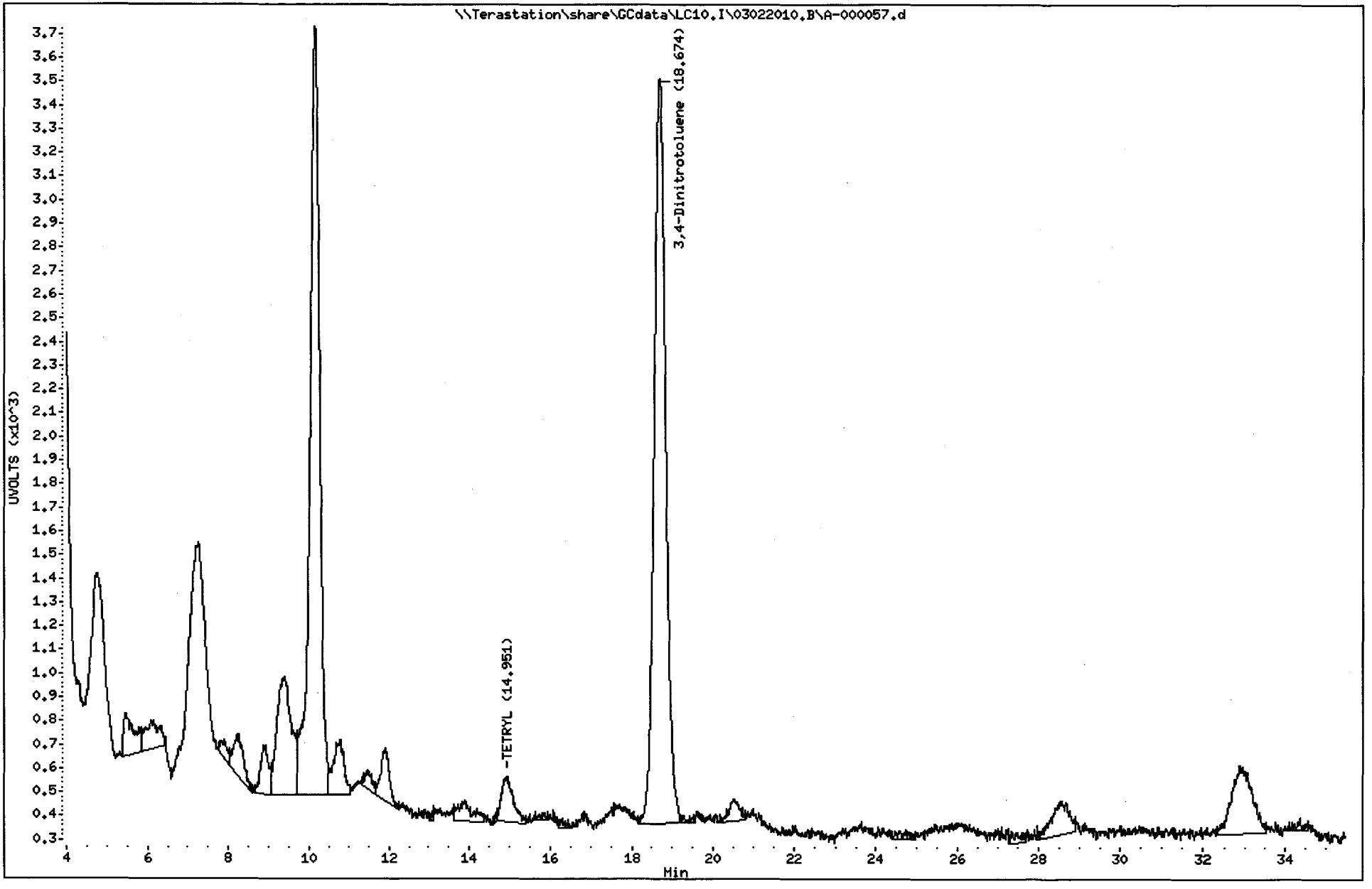

TestAmerica West Sacramento

Method 8330

Data file : \\Terastation\share\GCdata\LC10.I\03022010.B\A-000057.d\A-000057
Lab Smp Id: LVTQ11AF 0056227 A0
Inj Date : 04-MAR-2010 08:07
Operator : NS Inst ID: LC10.i
Smp Info : LVTQ11AF 0056227 A0B180429-2;0
Misc Info : ;;;10.03;80;2;SOLIDBQSM.sub; ;0;1
Comment : SOP SAC-LC-0009
Method : \\Terastation\share\GCdata\LC10.I\03022010.B\8330AB.M\83302.m
Meth Date : 04-Mar-2010 10:44 shafern Quant Type: AREA%
Cal Date : 01-MAR-2010 23:38 Cal File: A-000017.d
Als bottle: 59
Dil Factor: 1.00000
Integrator: Falcon+ Compound Sublist: SOLIDBQSM.sub
Target Version: 4.14
Processing Host: SACP307FK

Concentration Formula: Amt * DF * Uf*Vt / Ws * CpndVariable

Name	Value	Description
DF	1.000	Dilution Factor
Uf	1.000	Unit Correction Factor
Vt	80.000	Volume of final extract (mL)(1000 low, 2
Ws	10.030	Weight of sample extracted (g)
Cpnd Variable		Local Compound Variable

RT	AREA	HEIGHT	HT/AREA	% HEIGHT	COMPOUNDS
5.944	1412	122	0.086	1.28	
9.714	4931	266	0.054	2.79	
10.817	3675	246	0.067	2.58	
13.851	7021	258	0.037	2.70	
14.951	14195	392	0.028	4.11	
17.251	4493	266	0.059	2.79	
18.684	119295	6025	0.051	63.29	$ 1 3,4-Dinitrotoluene
20.394	18330	407	0.022	4.27	
21.664	4285	146	0.034	1.53	
23.081	195	43	0.221	0.45	
23.644	8533	253	0.030	2.65	
25.327	2139	85	0.040	0.89	
27.647	481	41	0.085	0.43	
28.524	11926	308	0.026	3.23	
31.534	463	61	0.132	0.64	
32.101	915	84	0.092	0.88	
32.857	21851	523	0.024	5.49	20 PETN
	224141	9526		100.000	

Total unknown % height = 31.22

Data File: \\Terastation\share\GCdata\LC10.I\03022010.B\A-000057.d\A-000057.d
Date : 04-MAR-2010 08:07
Client ID:
Sample Info: LVTQ11AF 0056227 A0B180429-2;0
Volume Injected (uL): 500.0
Column phase: SYNERGI HYDRORP C18

Instrument: LC10.i
Operator: NS
Column diameter: 4.60

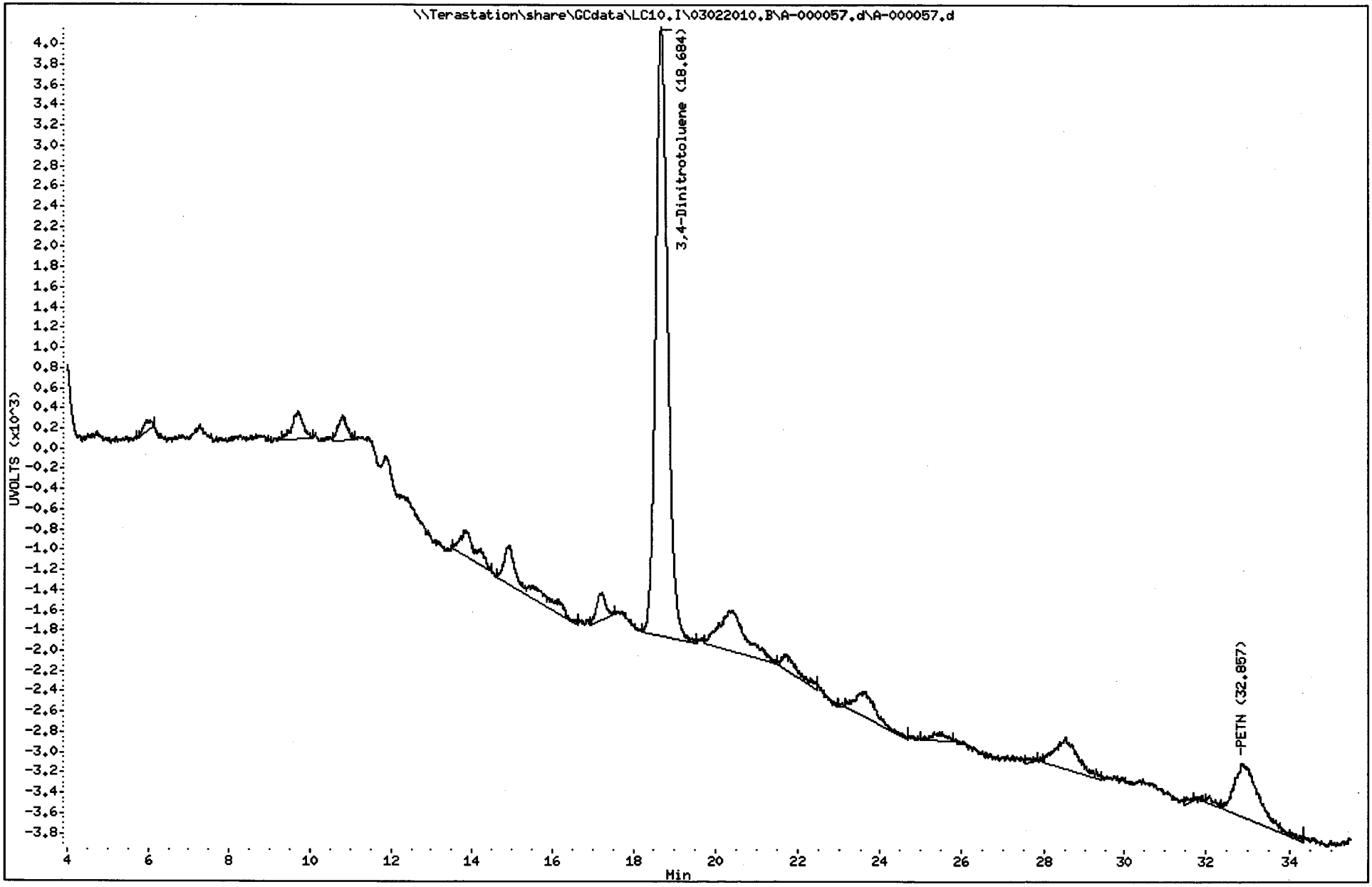

1705

North Canton

TestAmerica West Sacramento

A-000058.D

Chromatography Summary

Injection Date: 3/4/2010 8:56 **Operator:** NS

DataFile: LC10.I\03022010.B\A-000058.D **Vial Num:** 60

Instrument ID: LC10

Method 8330 Target Analyte Results

Sample : **LVTQ21AF 0056227 A0B180429-3**

Method File: LC10.I\03022010.B\8330AB.M

Start Cal Date: 3/1/2010 17:59 **End Cal Date:** 3/1/2010 23:38

Dilution Factor	Extract Volume	Sample Volume	Sample Weight
1X	80 mL	0 mL	10.02 g

Matrix: SOIL **SubList:** SOLIDBQSM.sub **SpikeList:**

Samp. Info: LVTQ21AF 0056227 A0B180429-3;0

Misc. Info: ;;;10.02;80;2;SOLIDBQSM.sub; ;0;1

	Synergi Hydro-RP C18(250nm-265nm)					Synergi Hydro-RP C18(358nm-205nm)							
Compound Name	**RT**	**Diff**	**Response**	**Conc (ug/Kg)**	**Flag**	**RT**	**Diff**	**Response**	**Conc (ug/Kg)**	**Flag**	**MDL**	**RL**	**Flag**
3,4-Dinitrotoluene	**18.62**	**-0.009**	**3059**	**506.5000<**		**18.62**	**-0.019**	**5888**	**481.6000**		**0.0000**	**0.00**	
HMX											12.0758	249.00	
RDX											11.9760	249.00	
Picric ACID											99.8004	996.01	
1,3,5-Trinitrobenzene											9.9800	249.00	
1,3-Dinitrobenzene											4.1916	249.00	
TETRYL	14.90	-0.152	181	16.9600<							9.9800	249.00	45
Nitrobenzene											17.5649	249.00	
2,4,6-Trinitrotoluene											19.3613	249.00	
4-AM-2,6-DNT											9.9800	249.00	
2-AM-4,6-DNT											12.4751	298.80	
2,6-Dinitrotoluene											7.2854	249.00	
2,4-Dinitrotoluene											5.2894	249.00	
2-Nitrotoluene											12.9741	249.00	
4-Nitrotoluene											18.1637	498.01	
3-Nitrotoluene											15.4691	249.00	
Nitroglycerin											14.9701	498.01	
PETN											24.9501	498.01	
3,5-Dinitroaniline											8.7824	1294.82	

RT 66

ND

m 3/4/10

✓

Surrogates:	**Spiked**	**Recovered**	**%Rec**	**Spiked**	**Recovered**	**%Rec**	**Limits**
3,4-Dinitrotoluene	**499.0020**	**506.5000**	**102**	**499.0020**	**481.6000**	**97**	**(81-127)**

Notes:
M = Manually Integrated
D = Operator Disabled Result
O = Over Calibration Range

Signals Differ by More Than 40%
Signals Differ by More Than 50%

Printed: 3/4/2010 12:08 PM

TestAmerica West Sacramento

Method 8330

Data file : \\Terastation\share\GCdata\LC10.I\03022010.B\A-000058.d
Lab Smp Id: LVTQ21AF 0056227 A0
Inj Date : 04-MAR-2010 08:56
Operator : NS Inst ID: LC10.i
Smp Info : LVTQ21AF 0056227 A0B180429-3;0
Misc Info : ;;;10.02;80;2;SOLIDBQSM.sub; ;0;1
Comment : SOP SAC-LC-0009
Method : \\Terastation\share\GCdata\LC10.I\03022010.B\8330AB.m
Meth Date : 04-Mar-2010 10:41 shafern Quant Type: AREA%
Cal Date : 01-MAR-2010 23:38 Cal File: A-000017.d
Als bottle: 60
Dil Factor: 1.00000
Integrator: Falcon+ Compound Sublist: SOLIDBQSM.sub
Target Version: 4.14
Processing Host: SACP307FK

Concentration Formula: Amt * DF * Uf*Vt / Ws * CpndVariable

Name	Value	Description
DF	1.000	Dilution Factor
Uf	1.000	Unit Correction Factor
Vt	80.000	Volume of final extract (mL)(1000 low, 2
Ws	10.020	Weight of sample extracted (g)
Cpnd Variable		Local Compound Variable

RT	AREA	HEIGHT	HT/AREA	% HEIGHT		COMPOUNDS
5.480	3264	164	0.050	2.53		
8.860	2044	132	0.065	2.04		
9.324	1816	213	0.117	3.29		
9.790	14641	645	0.044	9.98		
10.134	14830	937	0.063	14.50		
10.797	13996	725	0.052	11.22		
11.847	1698	147	0.087	2.27		
13.324	306	54	0.176	0.83		
14.904	3596	181	0.050	2.80		9 TETRYL
18.624	59691	3059	0.051	47.43	$	1 3,4-Dinitrotoluene
20.410	306	45	0.147	0.69		
28.164	231	48	0.208	0.74		
31.037	889	44	0.049	0.68		
33.460	927	65	0.070	1.00		
	118235	6459		100.000		

Total unknown % height = 49.77

Data File: \\Terastation\share\GCdata\LC10.I\03022010.B\A-000058.d
Date : 04-MAR-2010 08:56
Client ID:
Sample Info: LVTQ21AF 0056227 A0B180429-3:0
Volume Injected (uL): 500.0
Column phase: SYNERGI HYDRORP C18

Instrument: LC10.i
Operator: NS
Column diameter: 4.60

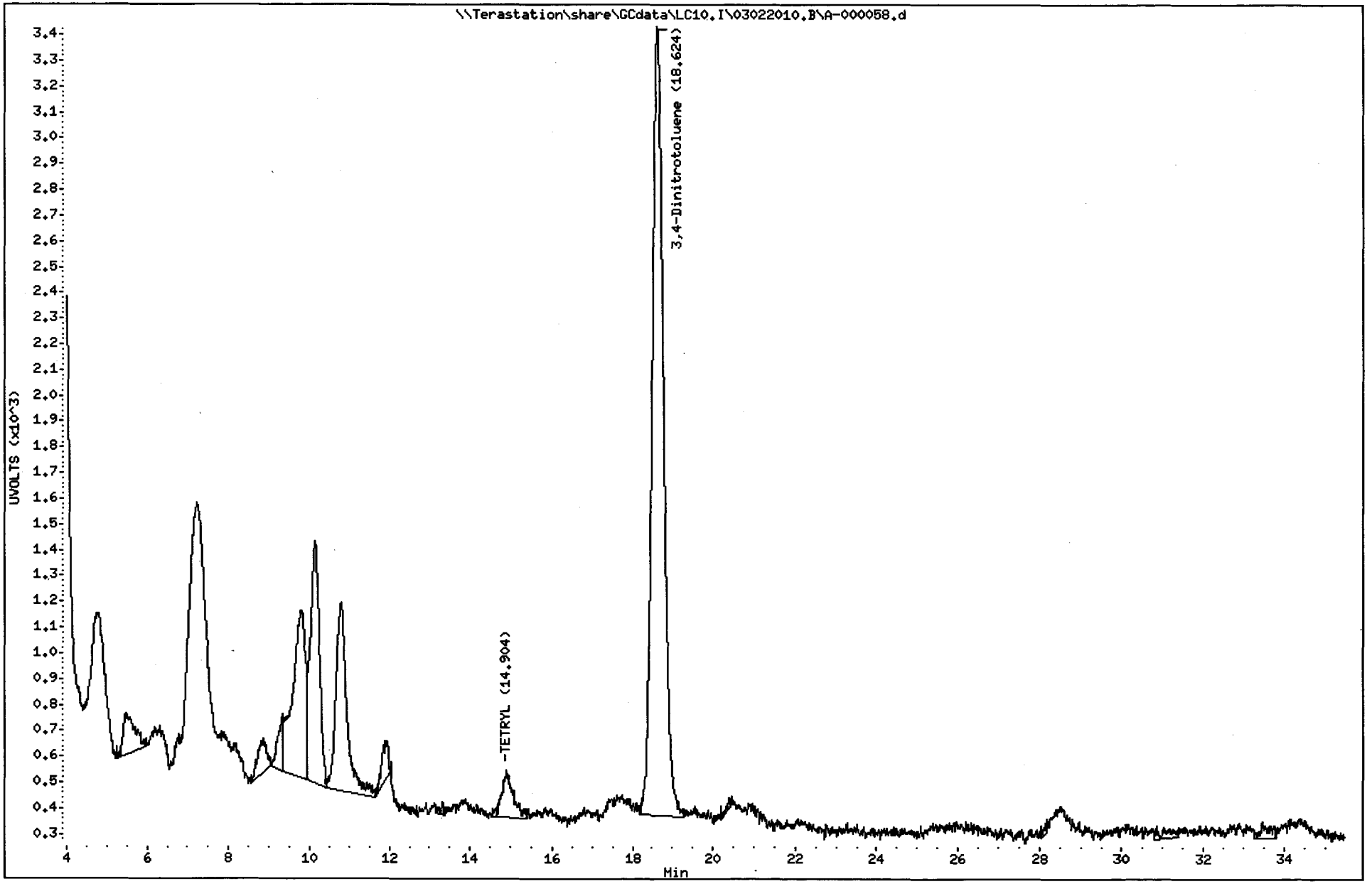

TestAmerica West Sacramento

Method 8330

Data file : \\Terastation\share\GCdata\LC10.I\03022010.B\A-000058.d\A-000058
Lab Smp Id: LVTQ21AF 0056227 A0
Inj Date : 04-MAR-2010 08:56
Operator : NS Inst ID: LC10.i
Smp Info : LVTQ21AF 0056227 A0B180429-3;0
Misc Info : ;;;10.02;80;2;SOLIDBQSM.sub; ;0;1
Comment : SOP SAC-LC-0009
Method : \\Terastation\share\GCdata\LC10.I\03022010.B\8330AB.M\83302.m
Meth Date : 04-Mar-2010 10:44 shafern Quant Type: AREA%
Cal Date : 01-MAR-2010 23:38 Cal File: A-000017.d
Als bottle: 60
Dil Factor: 1.00000
Integrator: Falcon+ Compound Sublist: SOLIDBQSM.sub
Target Version: 4.14
Processing Host: SACP307FK

Concentration Formula: Amt * DF * Uf*Vt / Ws * CpndVariable

Name	Value	Description
DF	1.000	Dilution Factor
Uf	1.000	Unit Correction Factor
Vt	80.000	Volume of final extract (mL)(1000 low, 2
Ws	10.020	Weight of sample extracted (g)
Cpnd Variable		Local Compound Variable

RT	AREA	HEIGHT	HT/AREA	% HEIGHT	COMPOUNDS
7.247	1151	100	0.087	1.07	
9.740	12766	584	0.046	6.25	
10.800	15991	893	0.056	9.57	
13.840	4718	236	0.050	2.52	
14.894	16635	334	0.020	3.57	
17.554	656	77	0.117	0.82	
18.620	115258	5888	0.051	63.21	$ 1 3,4-Dinitrotoluene
20.347	7978	244	0.031	2.61	
20.884	3016	157	0.052	1.68	
21.500	236	48	0.203	0.51	
21.664	2445	132	0.054	1.41	
23.260	1737	75	0.043	0.80	
25.350	1683	62	0.037	0.66	
27.167	664	57	0.086	0.61	
27.680	425	53	0.125	0.56	
28.114	351	40	0.114	0.42	
29.710	714	53	0.074	0.56	
30.317	850	62	0.073	0.66	
30.617	2160	94	0.044	1.00	
31.677	1537	81	0.053	0.86	
32.610	979	61	0.062	0.65	
	191950	9331		100.000	

Total unknown % height = 36.79

Data File: \\Terastation\share\GCdata\LC10.I\03022010.B\A-000058.d\A-000058.d
Date : 04-MAR-2010 08:56
Client ID:
Sample Info: LVTQ21AF 0056227 A0B180429-3;0
Volume Injected (uL): 500.0
Column phase: SYNERGI HYDRORP C18

Instrument: LC10.i
Operator: NS
Column diameter: 4.60

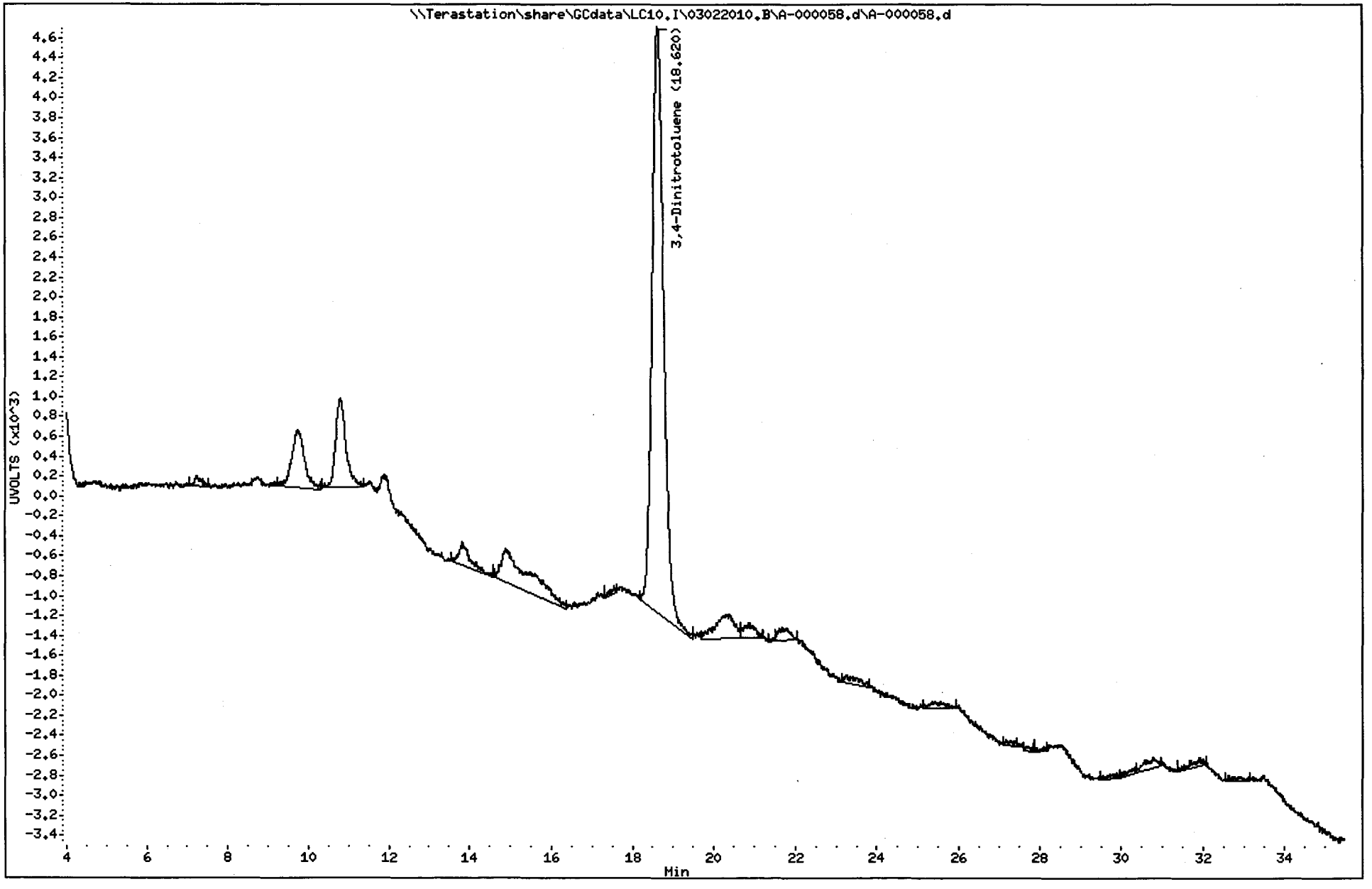

1710

North Canton

TestAmerica West Sacramento

A-000059.D

Chromatography Summary

Injection Date: 3/4/2010 9:44 **Operator:** NS

DataFile: LC10.I\03022010.B\A-000059.D **Vial Num:** 5

Instrument ID: LC10

Method 8330 Target Analyte Results

Sample : **STD_05 10GCSV0072 8330 100ng/mL**

Method File: LC10.I\03022010.B\8330AB.M

Start Cal Date: 3/1/2010 17:59 **End Cal Date:** 3/1/2010 23:38

Dilution Factor	Extract Volume	Sample Volume	Sample Weight
1X	0 mL	0 mL	0 g

Matrix: NONE **SubList:** CAL.sub **SpikeList:**

Samp. Info: STD_05 10GCSV0072 8330 100ng/mL;2

Misc. Info: ;5; ; ; ;3;CAL.sub; ;0;1

	Synergi Hydro-RP C18(250nm-265nm)							Synergi Hydro-RP C18(358nm-205nm)								
Compound Name	**RT**	**Response**	**PPB**	**Spike Level**	**%D**	**Result**	**Flag**	**RT**	**Response**	**PPB**	**Spike Level**	**%D**	**Result**	**Flag**	**Limits(%)**	**Flag**
3,4-Dinitrotoluene	18.63	4762	98.7500<	100	-1%	Acceptable		18.64	9818	100.6000	100	1%	Acceptable		(±15)	
HMX	5.45	13299	99.8300<	100	0%	Acceptable					**100**	**-100%**	**Fails**		(±15)	45
RDX	8.01	9290	103.0000<	100	3%	Acceptable					**100**	**-100%**	**Fails**		(±15)	45
Picric ACID	9.26	18773	214.2000	200	7%	Acceptable		9.26	27717	215.4000<	200	8%	Acceptable		(±15)	
1,3,5-Trinitrobenzene	10.57	16346	101.6000<	100	2%	Acceptable					**100**	**-100%**	**Fails**		(±15)	45
1,3-Dinitrobenzene	13.59	15818	100.7000<	100	1%	Acceptable					**100**	**-100%**	**Fails**		(±15)	45
TETRYL	15.06	8201	93.4000<	100	-7%	Acceptable					**100**	**-100%**	**Fails**		(±15)	45
Nitrobenzene	15.43	7348	99.2500<	100	-1%	Acceptable					**100**	**-100%**	**Fails**		(±15)	45
2,4,6-Trinitrotoluene	17.30	9100	95.2400<	100	-5%	Acceptable					**100**	**-100%**	**Fails**		(±15)	45
4-AM-2,6-DNT	18.06	6972	97.8000<	100	-2%	Acceptable					**100**	**-100%**	**Fails**		(±15)	45
2-AM-4,6-DNT	19.18	7907	97.4200<	100	-3%	Acceptable					**100**	**-100%**	**Fails**		(±15)	45
2,6-Dinitrotoluene	20.90	5503	97.1700<	100	-3%	Acceptable					**100**	**-100%**	**Fails**		(±15)	45
2,4-Dinitrotoluene	21.68	8944	97.3500<	100	-3%	Acceptable					**100**	**-100%**	**Fails**		(±15)	45
2-Nitrotoluene	25.24	4026	98.8500<	100	-1%	Acceptable					**100**	**-100%**	**Fails**		(±15)	45
4-Nitrotoluene	27.23	4810	98.7500<	100	-1%	Acceptable					**100**	**-100%**	**Fails**		(±15)	45
3-Nitrotoluene	29.33	4724	98.3900<	100	-2%	Acceptable					**100**	**-100%**	**Fails**		(±15)	45
Nitroglycerin				**100**	**-100%**	**Fails**		16.34	6356	101.4000<	100	1%	Acceptable		(±15)	45
PETN				**100**	**-100%**	**Fails**		32.86	3069	97.0800<	100	-3%	Acceptable		(±15)	45
3,5-Dinitroaniline	14.47	10280	99.8200<	100	0%	Acceptable					**100**	**-100%**	**Fails**		(±15)	45
EGDN				**100**	**-100%**	**Fails**					**100**	**-100%**	**Fails**		(±15)	

m 3/4/10

Notes: M = Manually Integrated — Signals Differ by More Than 40%

D = Operator Disabled Result — Signals Differ by More Than 50%

O = Over Calibration Range

Printed: 3/4/2010 12:12 PM

Test America West Sacramento

Method 8330

Data file : \\Terastation\share\GCdata\LC10.I\03022010.B\A-000059.D
Lab Smp Id: STD_05 10GCSV0072 8
Inj Date : 04-MAR-2010 09:44
Operator : NS Inst ID: LC10.i
Smp Info : STD_05 10GCSV0072 8330 100ng/mL;2
Misc Info : ;5; ; ; ;3;CAL.sub; ;0;1
Comment : SOP SAC-LC-0009
Method : \\Terastation\share\GCdata\LC10.I\03022010.B\8330AB.m
Meth Date : 04-Mar-2010 10:28 tap Quant Type: AREA%
Cal Date : 01-MAR-2010 23:38 Cal File: A-000017.d
Als bottle: 5 Continuing Calibration Sample
Dil Factor: 1.00000
Integrator: Falcon+ Compound Sublist: CAL.sub
Target Version: 4.14
Processing Host: SACP307HPLC

RT	AREA	HEIGHT	HT/AREA	% HEIGHT			COMPOUNDS
5.446	85315	13299	0.156	8.50		2	HMX
8.013	95051	9290	0.098	5.94		3	RDX
8.716	898	88	0.098	0.05			
9.259	250459	18773	0.075	12.11		5	Picric ACID
10.569	206010	16346	0.079	10.45		6	1,3,5-Trinitrobenze
13.586	244138	15818	0.065	10.12		7	1,3-Dinitrobenzene
14.469	167725	10280	0.061	6.57		8	3,5-Dinitroaniline
15.056	129445	8201	0.063	5.24		9	TETRYL
15.433	127920	7348	0.057	4.70		10	Nitrobenzene
17.296	161000	9100	0.057	5.82		12	2,4,6-Trinitrotolue
18.059	129867	6972	0.054	4.46		13	4-AM-2,6-DNT
18.633	87064	4762	0.055	3.04	$	1	3,4-Dinitrotoluene
19.179	163736	7907	0.048	5.05		14	2-AM-4,6-DNT
20.903	110681	5503	0.050	3.52		15	2,6-Dinitrotoluene
21.683	193049	8944	0.046	5.72		16	2,4-Dinitrotoluene
23.863	210	40	0.190	0.02			
25.236	105372	4026	0.038	2.57		17	2-Nitrotoluene
27.229	135928	4810	0.035	3.07		18	4-Nitrotoluene
29.333	143370	4724	0.033	3.02		19	3-Nitrotoluene
33.532	899	55	0.061	0.03			
	2538138	156286		100.000			

Total unknown % height = 0.1000

Data File: \\Terastation\share\GCdata\LC10.I\03022010.B\A-000059.D

Page 2

Date : 04-MAR-2010 09:44

Client ID:

Instrument: LC10.i

Sample Info: STD_05 10GCSV0072 8330 100ng/mL;2

Operator: NS

Column phase: SYNERGI HYDRORP C18

Column diameter: 4.60

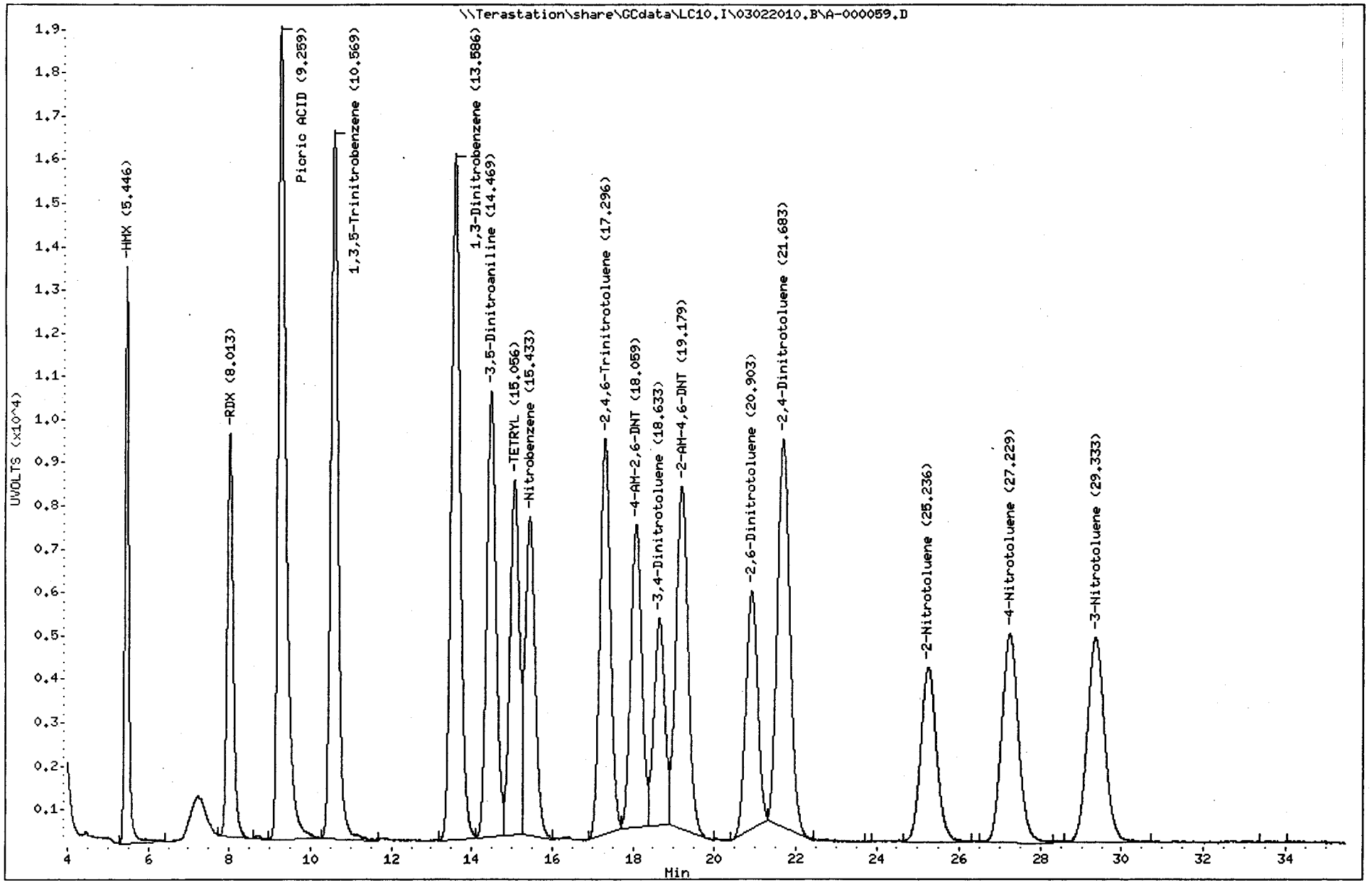

1713

North Canton

Test America West Sacramento

Method 8330

Data file : \\Terastation\share\GCdata\LC10.I\03022010.B\A-000059.D\A-000059
Lab Smp Id: STD_05 10GCSV0072 8
Inj Date : 04-MAR-2010 09:44
Operator : NS Inst ID: LC10.i
Smp Info : STD_05 10GCSV0072 8330 100ng/mL;2
Misc Info : ;5; ; ; ;3;CAL.sub; ;0;1
Comment : SOP SAC-LC-0009
Method : \\Terastation\share\GCdata\LC10.I\03022010.B\8330AB.M\83302.m
Meth Date : 04-Mar-2010 10:28 tap Quant Type: AREA%
Cal Date : 01-MAR-2010 23:38 Cal File: A-000017.d
Als bottle: 5 Continuing Calibration Sample
Dil Factor: 1.00000
Integrator: Falcon+ Compound Sublist: CAL.sub
Target Version: 4.14
Processing Host: SACP307HPLC

RT	AREA	HEIGHT	HT/AREA	% HEIGHT			COMPOUNDS
9.259	370763	27717	0.075	17.25		5	Picric ACID
10.549	4062	289	0.071	0.17			
13.586	125420	8185	0.065	5.07			
14.473	176417	10814	0.061	6.70			
15.059	175396	11149	0.064	6.90			
15.433	204197	11576	0.057	7.17			
16.336	106944	6356	0.059	3.93		11	Nitroglycerin
17.299	179792	9871	0.055	6.11			
18.059	210635	10719	0.051	6.64			
18.639	189790	9818	0.052	6.08	$	1	3,4-Dinitrotoluene
19.179	183215	8565	0.047	5.30			
20.903	213685	9905	0.046	6.13			
21.683	171586	7410	0.043	4.59			
25.243	248521	9615	0.039	5.95			
27.223	195982	7012	0.036	4.34			
29.329	282395	9313	0.033	5.77			
32.856	112988	3069	0.027	1.90		20	PETN
	3151787	161383		100.000			

Total unknown % height = 70.84

Data File: \\Terastation\share\GCdata\LC10.I\03022010.B\A-000059.D\A-000059.D
Date : 04-MAR-2010 09:44
Client ID:
Sample Info: STD_05 10GCSV0072 8330 100ng/mL;2

Instrument: LC10.i
Operator: NS
Column diameter: 4.60

Column phase: SYNERGI HYDRORP C18

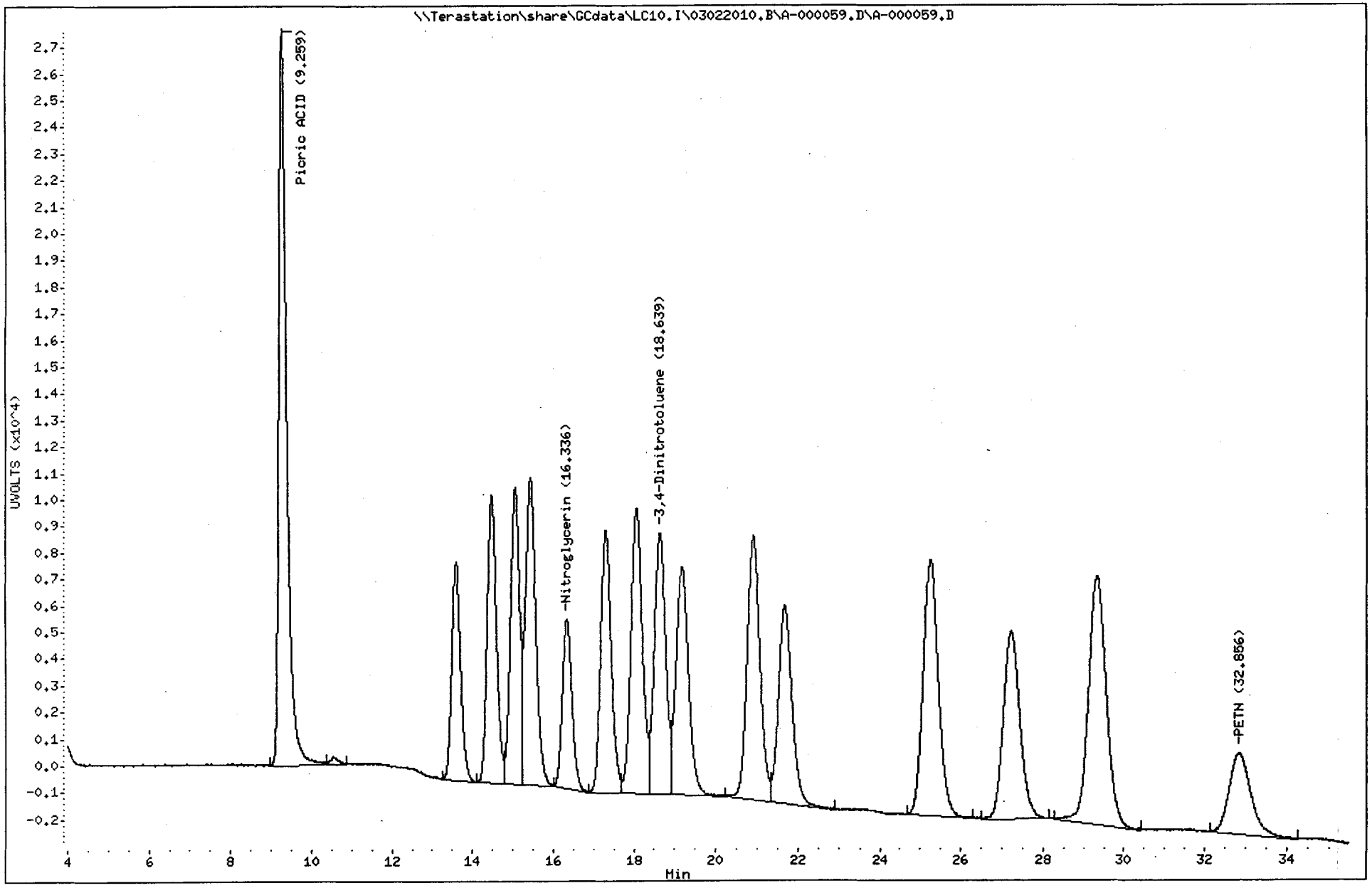

1715

North Canton

TestAmerica West Sacramento

A-000060.D

Chromatography Summary

Injection Date: 3/4/2010 10:33 **Operator:** NS

DataFile: LC10.I\03022010.B\A-000060.D **Vial Num:** 61

Method 8330 Target Analyte Results

Instrument ID: LC10

Sample : **LVTQ31AF 0056227 A0B180429-4**

Method File: LC10.I\03022010.B\8330AB.M

Start Cal Date: 3/1/2010 17:59 **End Cal Date:** 3/1/2010 23:38

Dilution Factor	Extract Volume	Sample Volume	Sample Weight
1X	80 mL	0 mL	10.01 g

Matrix: SOIL **SubList:** SOLIDBQSM.sub **SpikeList:**

Samp. Info: LVTQ31AF 0056227 A0B180429-4;0

Misc. Info: ;;;10.01;80;2;SOLIDBQSM.sub; ;0;1

	Synergi Hydro-RP C18(250nm-265nm)					Synergi Hydro-RP C18(358nm-205nm)							
Compound Name	**RT**	**Diff**	**Response**	**Conc (ug/Kg)**	**Flag**	**RT**	**Diff**	**Response**	**Conc (ug/Kg)**	**Flag**	**MDL**	**RL**	**Flag**
3,4-Dinitrotoluene	**18.63**	**-0.060**	**3301**	**547.1000<**		**18.63**	**-0.074**	**6779**	**555.0000**		**0.0000**	**0.00**	
HMX	5.58	0.126	206	/12.3600< pb cont.							12.0879	249.50	45
RDX											11.9880	249.50	
Picric ACID											99.9001	998.00	
1,3,5-Trinitrobenzene											9.9900	249.50	
1,3-Dinitrobenzene											4.1958	249.50	
TETRYL	15.02	-0.087	1360	123.8000< not conf.							9.9900	249.50	45
Nitrobenzene											17.5824	249.50	
2,4,6-Trinitrotoluene											19.3806	249.50	
4-AM-2,6-DNT											9.9900	249.50	
2-AM-4,6-DNT											12.4875	299.40	
2,6-Dinitrotoluene											7.2927	249.50	
2,4-Dinitrotoluene											5.2947	249.50	
2-Nitrotoluene											12.9870	249.50	
4-Nitrotoluene											18.1818	499.00	
3-Nitrotoluene									not cont.		15.4845	249.50	
Nitroglycerin						16.43	0.043	680	86.6800<		14.9850	499.00	45
PETN											24.9750	499.00	
3,5-Dinitroaniline											8.7912	1297.40	

Surrogates:	**Spiked**	**Recovered**	**%Rec**	**Spiked**	**Recovered**	**%Rec**	**Limits**
3,4-Dinitrotoluene	**499.5005**	**547.1000**	**110**	**499.5005**	**555.0000**	**111**	**(81-127)**

Notes:
M = Manually Integrated
D = Operator Disabled Result
O = Over Calibration Range

Signals Differ by More Than 40%
Signals Differ by More Than 50%

Printed: 3/9/2010 12:01 PM

Test America West Sacramento

Method 8330

Data file : \\Terastation\share\GCdata\LC10.I\03022010.B\A-000060.D
Lab Smp Id: LVTQ31AF 0056227 A0
Inj Date : 04-MAR-2010 10:33
Operator : NS Inst ID: LC10.i
Smp Info : LVTQ31AF 0056227 A0B180429-4;0
Misc Info : ;;;10.01;80;2;SOLIDBQSM.sub; ;0;1
Comment : SOP SAC-LC-0009
Method : \\Terastation\share\GCdata\LC10.I\03022010.B\8330AB.m
Meth Date : 04-Mar-2010 10:41 shafern Quant Type: AREA%
Cal Date : 01-MAR-2010 23:38 Cal File: A-000017.d
Als bottle: 61
Dil Factor: 1.00000
Integrator: Falcon+ Compound Sublist: SOLIDBQSM.sub
Target Version: 4.14
Processing Host: SACP307HPLC

Concentration Formula: Amt * DF * Uf*Vt / Ws * CpndVariable

Name	Value	Description
DF	1.000	Dilution Factor
Uf	1.000	Unit Correction Factor
Vt	80.000	Volume of final extract (mL)(1000 low, 2
Ws	10.010	Weight of sample extracted (g)
Cpnd Variable		Local Compound Variable

RT	AREA	HEIGHT	HT/AREA	% HEIGHT		COMPOUNDS
4.796	14013	981	0.070	10.11		
5.583	5301	206	0.039	2.12		2 HMX
7.899	2073	124	0.060	1.27		
8.896	873	91	0.104	0.93		
9.363	8932	317	0.035	3.26		
10.156	23388	1304	0.056	13.45		
11.189	9586	435	0.045	4.48		
11.883	4186	264	0.063	2.72		
13.133	1011	124	0.123	1.27		
15.023	33419	1360	0.041	14.02		9 TETRYL
16.443	3457	161	0.047	1.66		
17.589	5935	232	0.039	2.39		
18.633	70132	3301	0.047	34.15	$	1 3,4-Dinitrotoluene
21.489	500	45	0.090	0.46		
24.083	751	52	0.069	0.53		
27.476	987	46	0.047	0.47		
28.376	888	83	0.093	0.85		
34.926	19106	569	0.030	5.86		
	204537	9695		100.000		

Total unknown % height = 49.71

Data File: \\Terastation\share\GCdata\LC10.I\03022010.B\A-000060.D
Date : 04-MAR-2010 10:33
Client ID:
Sample Info: LVTQ31AF 0056227 A0B180429-4;0
Volume Injected (uL): 500.0
Column phase: SYNERGI HYDRORP C18

Instrument: LC10.i
Operator: NS
Column diameter: 4.60

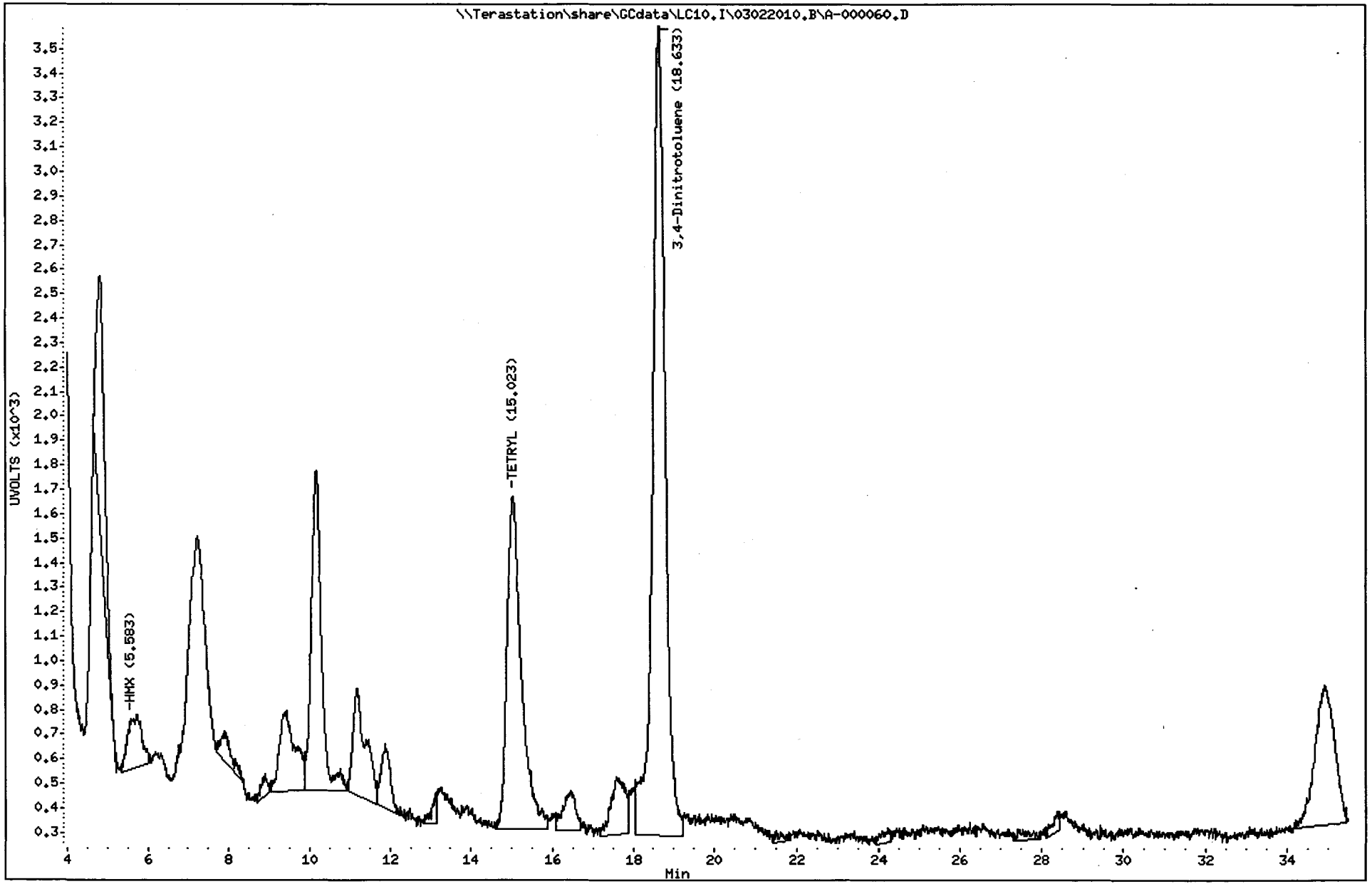

1718
North Canton

Test America West Sacramento

Method 8330

Data file : \\Terastation\share\GCdata\LC10.I\03022010.B\A-000060.D\A-000060
Lab Smp Id: LVTQ31AF 0056227 A0
Inj Date : 04-MAR-2010 10:33
Operator : NS Inst ID: LC10.i
Smp Info : LVTQ31AF 0056227 A0B180429-4;0
Misc Info : ;;;10.01;80;2;SOLIDBQSM.sub; ;0;1
Comment : SOP SAC-LC-0009
Method : \\Terastation\share\GCdata\LC10.I\03022010.B\8330AB.M\83302.m
Meth Date : 04-Mar-2010 10:44 shafern Quant Type: AREA%
Cal Date : 01-MAR-2010 23:38 Cal File: A-000017.d
Als bottle: 61
Dil Factor: 1.00000
Integrator: Falcon+ Compound Sublist: SOLIDBQSM.sub
Target Version: 4.14
Processing Host: SACP307HPLC

Concentration Formula: Amt * DF * Uf*Vt / Ws * CpndVariable

Name	Value	Description
DF	1.000	Dilution Factor
Uf	1.000	Unit Correction Factor
Vt	80.000	Volume of final extract (mL)(1000 low, 2
Ws	10.010	Weight of sample extracted (g)
Cpnd Variable		Local Compound Variable

RT	AREA	HEIGHT	HT/AREA	% HEIGHT		COMPOUNDS
9.723	4149	242	0.058	2.00		
11.856	11961	584	0.049	4.84		
13.353	17079	460	0.027	3.81		
15.023	42106	1478	0.035	12.27		
16.426	14152	680	0.048	5.64		11 Nitroglycerin
18.626	198738	6779	0.034	56.38	$	1 3,4-Dinitrotoluene
20.026	2155	72	0.033	0.59		
21.706	7203	153	0.021	1.27		
23.233	9954	138	0.014	1.14		
25.103	2859	99	0.035	0.82		
27.453	1171	57	0.049	0.47		
28.173	400	65	0.163	0.53		
28.373	2986	130	0.044	1.07		
30.153	243	39	0.161	0.32		
30.493	2053	94	0.046	0.78		
34.963	33566	972	0.029	8.07		
	350773	12042		100.000		

Total unknown % height = 37.98

Data File: \\Terastation\share\GCdata\LC10.I\03022010.B\A-000060.D\A-000060.D
Date : 04-MAR-2010 10:33
Client ID:
Sample Info: LVTQ31AF 0056227 A0B180429-4;0
Volume Injected (uL): 500.0
Column phase: SYNERGI HYDRORP C18

Instrument: LC10.i
Operator: NS
Column diameter: 4.60

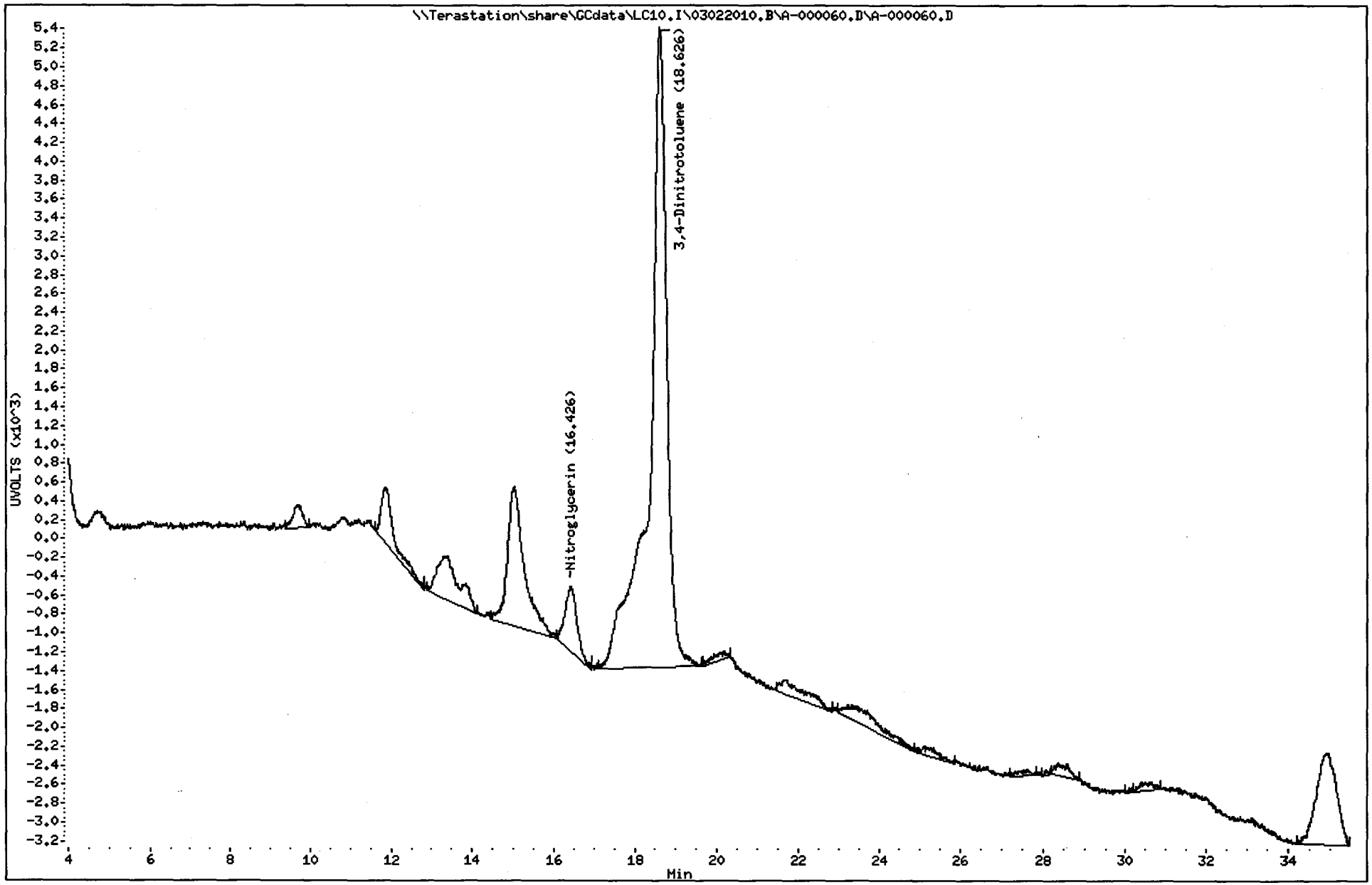

1720
North Canton

TestAmerica West Sacramento

A-000061.D

Chromatography Summary

Injection Date: 3/4/2010 11:22 **Operator:** NS

DataFile: LC10.I\03022010.B\A-000061.D **Vial Num:** 62

Instrument ID: LC10

Method 8330 Target Analyte Results

Sample : **LVTT01A7 0056227 A0B180429-12**

Method File: LC10.I\03022010.B\8330AB.M

Start Cal Date: 3/1/2010 17:59 **End Cal Date:** 3/1/2010 23:38

Dilution Factor	Extract Volume	Sample Volume	Sample Weight
1X	80 mL	0 mL	10.02 g

Matrix: SOIL **SubList:** SOLIDBQSM.sub **SpikeList:**

Samp. Info: LVTT01A7 0056227 A0B180429-12;0

Misc. Info: ;;;10.02;80;2;SOLIDBQSM.sub; ;0;1

	Synergi Hydro-RP C18(250nm-265nm)					Synergi Hydro-RP C18(358nm-205nm)							
Compound Name	**RT**	**Diff**	**Response**	**Conc (ug/Kg)**	**Flag**	**RT**	**Diff**	**Response**	**Conc (ug/Kg)**	**Flag**	**MDL**	**RL**	**Flag**
3,4-Dinitrotoluene	**18.64**	**0.011**	**3181**	**526.7000<**		**18.64**	**0.004**	**6176**	**505.1000**		**0.0000**	**0.00**	
HMX											12.0758	249.00	
RDX											11.9760	249.00	
Picric ACID											99.8004	996.01	
1,3,5-Trinitrobenzene											9.9800	249.00	
1,3-Dinitrobenzene											4.1916	249.00	
TETRYL	14.90	-0.153	143	13.0000<							9.9800	249.00	45
Nitrobenzene											17.5649	249.00	
2,4,6-Trinitrotoluene											19.3613	249.00	
4-AM-2,6-DNT											9.9800	249.00	
2-AM-4,6-DNT											12.4751	298.80	
2,6-Dinitrotoluene											7.2854	249.00	
2,4-Dinitrotoluene											5.2894	249.00	
2-Nitrotoluene											12.9741	249.00	
4-Nitrotoluene											18.1637	498.01	
3-Nitrotoluene											15.4691	249.00	
Nitroglycerin											14.9701	498.01	
PETN											24.9501	498.01	
3,5-Dinitroaniline											8.7824	1294.82	

RT OK

NO

mr 3/4/10

✓

Surrogates:	**Spiked**	**Recovered**	**%Rec**	**Spiked**	**Recovered**	**%Rec**	**Limits**
3,4-Dinitrotoluene	**499.0020**	**526.7000**	**106**	**499.0020**	**505.1000**	**101**	**(81-127)**

Notes:

M = Manually Integrated

D = Operator Disabled Result

O = Over Calibration Range

Signals Differ by More Than 40%

Signals Differ by More Than 50%

Printed: 3/4/2010 12:14 PM

Test America West Sacramento

Method 8330

Data file : \\Terastation\share\GCdata\LC10.I\03022010.B\A-000061.D
Lab Smp Id: LVTT01A7 0056227 A0
Inj Date : 04-MAR-2010 11:22
Operator : NS Inst ID: LC10.i
Smp Info : LVTT01A7 0056227 A0B180429-12;0
Misc Info : ;;;10.02;80;2;SOLIDBQSM.sub; ;0;1
Comment : SOP SAC-LC-0009
Method : \\Terastation\share\GCdata\LC10.I\03022010.B\8330AB.m
Meth Date : 04-Mar-2010 10:41 shafern Quant Type: AREA%
Cal Date : 01-MAR-2010 23:38 Cal File: A-000017.d
Als bottle: 62
Dil Factor: 1.00000
Integrator: Falcon+ Compound Sublist: SOLIDBQSM.sub
Target Version: 4.14
Processing Host: SACP307HPLC

Concentration Formula: Amt * DF * Uf*Vt / Ws * CpndVariable

Name	Value	Description
DF	1.000	Dilution Factor
Uf	1.000	Unit Correction Factor
Vt	80.000	Volume of final extract (mL)(1000 low, 2
Ws	10.020	Weight of sample extracted (g)
Cpnd Variable		Local Compound Variable

RT	AREA	HEIGHT	HT/AREA	% HEIGHT		COMPOUNDS
5.420	197	0	0.000	0.00		2 HMX
6.007	116	36	0.311	0.69		
8.900	685	80	0.117	1.53		
9.193	209	44	0.211	0.84		
9.693	5479	393	0.072	7.55		
10.140	8469	551	0.065	10.59		
10.640	841	64	0.076	1.23		
11.933	2814	176	0.063	3.38		
13.197	838	54	0.064	1.03		
14.903	2985	143	0.048	2.74		9 TETRYL
15.977	504	83	0.165	1.59		
17.523	503	49	0.097	0.94		
18.643	61564	3181	0.052	61.23	$	1 3,4-Dinitrotoluene
20.507	1131	54	0.048	1.03		
22.150	978	53	0.054	1.01		
23.317	1061	45	0.042	0.86		
24.053	963	50	0.052	0.96		
26.997	805	46	0.057	0.88		
28.413	2759	100	0.036	1.92		
	92901	5202		100.000		

Total unknown % height = 36.03

Data File: \\Terastation\share\GCdata\LC10.I\03022010.B\A-000061.D
Date : 04-MAR-2010 11:22
Client ID:
Sample Info: LVTT01A7 0056227 A0B180429-12;0
Volume Injected (uL): 500.0
Column phase: SYNERGI HYDRORP C18

Instrument: LC10.i
Operator: NS
Column diameter: 4.60

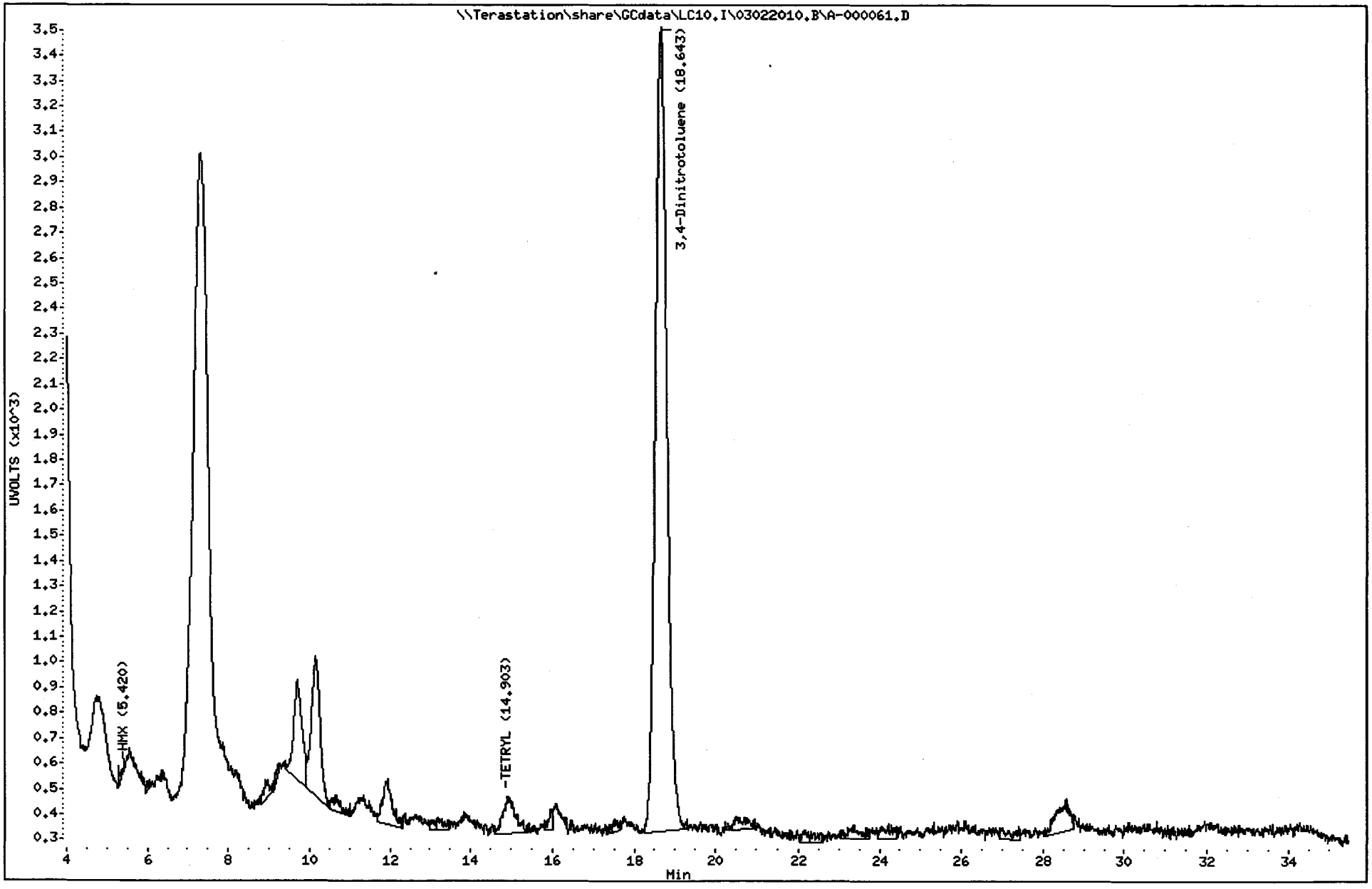

1723
North Canton

Test America West Sacramento

Method 8330

Data file : \\Terastation\share\GCdata\LC10.I\03022010.B\A-000061.D\A-000061
Lab Smp Id: LVTT01A7 0056227 A0
Inj Date : 04-MAR-2010 11:22
Operator : NS Inst ID: LC10.i
Smp Info : LVTT01A7 0056227 A0B180429-12;0
Misc Info : ;;;10.02;80;2;SOLIDBQSM.sub; ;0;1
Comment : SOP SAC-LC-0009
Method : \\Terastation\share\GCdata\LC10.I\03022010.B\8330AB.M\83302.m
Meth Date : 04-Mar-2010 10:44 shafern Quant Type: AREA%
Cal Date : 01-MAR-2010 23:38 Cal File: A-000017.d
Als bottle: 62
Dil Factor: 1.00000
Integrator: Falcon+ Compound Sublist: SOLIDBQSM.sub
Target Version: 4.14
Processing Host: SACP307HPLC

Concentration Formula: Amt * DF * Uf*Vt / Ws * CpndVariable

Name	Value	Description
DF	1.000	Dilution Factor
Uf	1.000	Unit Correction Factor
Vt	80.000	Volume of final extract (mL)(1000 low, 2
Ws	10.020	Weight of sample extracted (g)
Cpnd Variable		Local Compound Variable

RT	AREA	HEIGHT	HT/AREA	% HEIGHT	COMPOUNDS
7.293	5901	242	0.041	2.46	
9.677	12754	773	0.061	7.88	
13.907	4437	200	0.045	2.03	
14.960	6990	353	0.050	3.60	
16.087	13607	608	0.045	6.20	
17.760	6836	208	0.030	2.12	
18.643	126555	6176	0.049	63.07	$ 1 3,4-Dinitrotoluene
20.333	5219	221	0.042	2.25	
21.680	5429	151	0.028	1.54	
23.093	175	55	0.315	0.56	
23.257	1546	79	0.051	0.80	
25.183	1592	72	0.045	0.73	
26.080	475	47	0.099	0.47	
27.903	258	60	0.233	0.61	
28.333	6616	156	0.024	1.59	
30.103	4680	141	0.030	1.43	
31.557	320	65	0.203	0.66	
31.860	3148	111	0.035	1.13	
32.880	320	51	0.159	0.52	
33.240	517	35	0.068	0.35	
	207374	9804		100.000	

Total unknown % height = 36.93

Data File: \\Terastation\share\GCdata\LC10.I\03022010.B\A-000061.D\A-000061.D
Date : 04-MAR-2010 11:22
Client ID:
Sample Info: LVTT01A7 0056227 A0B180429-12:0
Volume Injected (uL): 500.0
Column phase: SYNERGI HYDRORP C18

Instrument: LC10.i
Operator: NS
Column diameter: 4.60

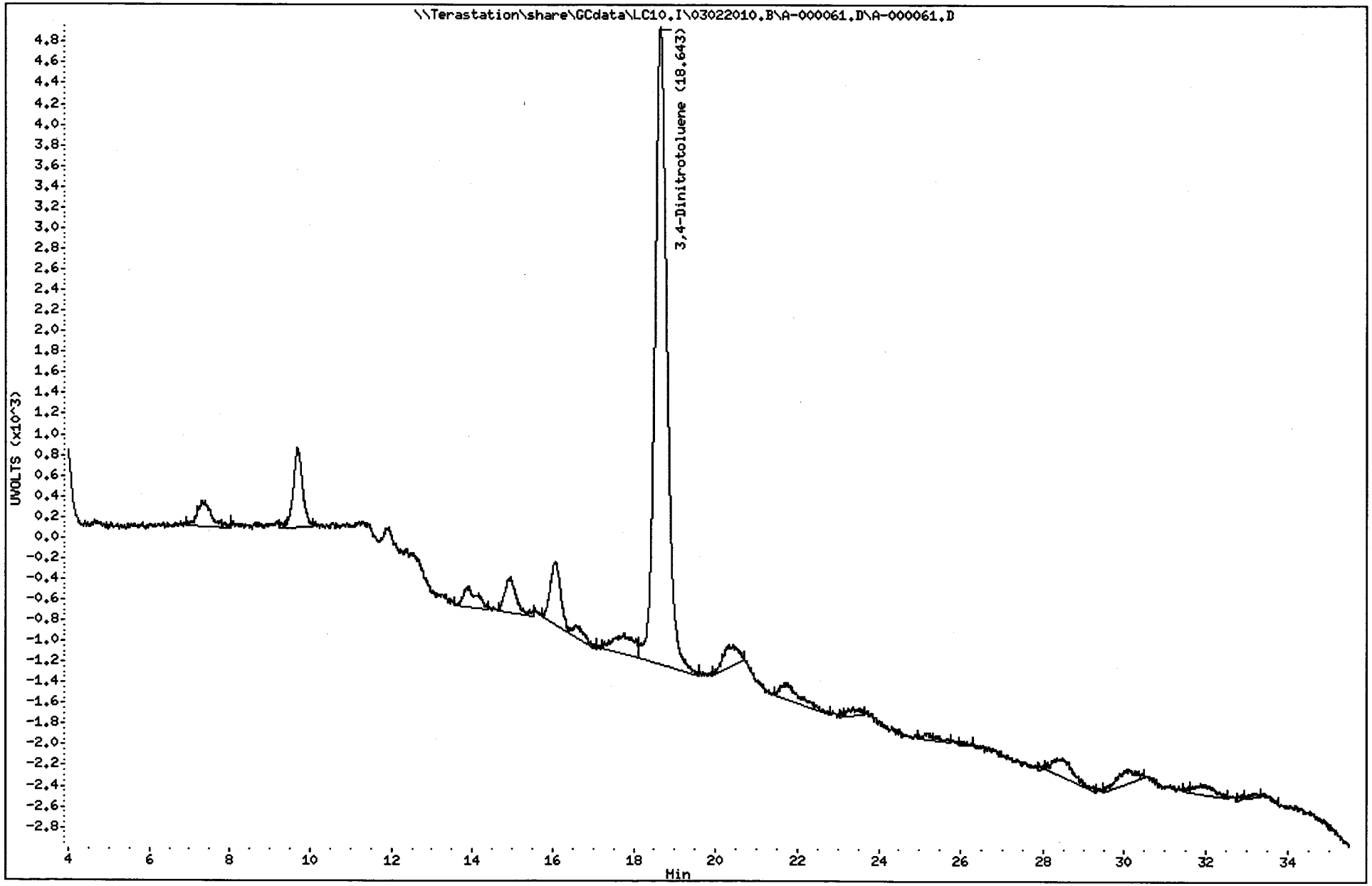

1725
North Canton

TestAmerica West Sacramento

A-000062.D

Chromatography Summary

Injection Date: 3/4/2010 12:10 **Operator:** NS

DataFile: LC10.I\03022010.B\A-000062.D **Vial Num:** 63

Instrument ID: LC10

Method 8330 Target Analyte Results

Sample : **LVTT91A4 0056227 A0B180429-14**

Method File: LC10.I\03022010.B\8330AB.M

Start Cal Date: 3/1/2010 17:59 **End Cal Date:** 3/1/2010 23:38

Dilution Factor	Extract Volume	Sample Volume	Sample Weight
1X	80 mL	0 mL	10.06 g

Matrix: SOIL **SubList:** SOLIDBQSM.sub **SpikeList:**

Samp. Info: LVTT91A4 0056227 A0B180429-14;0

Misc. Info: ;;;10.06;80;2;SOLIDBQSM.sub; ;0;1

	Synergi Hydro-RP C18(250nm-265nm)					Synergi Hydro-RP C18(358nm-205nm)							
Compound Name	**RT**	**Diff**	**Response**	**Conc (ug/Kg)**	**Flag**	**RT**	**Diff**	**Response**	**Conc (ug/Kg)**	**Flag**	**MDL**	**RL**	**Flag**
3,4-Dinitrotoluene	**18.64**	**0.006**	**3445**	**568.1000<**		**18.64**	**0.000**	**6286**	**512.1000**		**0.0000**	**0.00**	
HMX											12.0278	247.03	
RDX											11.9284	247.03	
Picric ACID											99.4036	988.11	
1,3,5-Trinitrobenzene											9.9404	247.03	
1,3-Dinitrobenzene											4.1750	247.03	
TETRYL											9.9404	247.03	
Nitrobenzene											17.4950	247.03	
2,4,6-Trinitrotoluene											19.2843	247.03	
4-AM-2,6-DNT											9.9404	247.03	
2-AM-4,6-DNT											12.4254	296.43	
2,6-Dinitrotoluene											7.2565	247.03	
2,4-Dinitrotoluene											5.2684	247.03	
2-Nitrotoluene											12.9225	247.03	
4-Nitrotoluene											18.0915	494.05	
3-Nitrotoluene											15.4076	247.03	
Nitroglycerin											14.9105	494.05	
PETN											24.8509	494.05	
3,5-Dinitroaniline											8.7475	1284.54	

MR 3/4/10

/

Surrogates:	**Spiked**	**Recovered**	**%Rec**	**Spiked**	**Recovered**	**%Rec**	**Limits**
3,4-Dinitrotoluene	**497.0179**	**568.1000**	**114**	**497.0179**	**512.1000**	**103**	**(81-127)**

Notes:

M = Manually Integrated

D = Operator Disabled Result

O = Over Calibration Range

Signals Differ by More Than 40%

Signals Differ by More Than 50%

Printed: 3/4/2010 1:47 PM

Test America West Sacramento

Method 8330

Data file : \\Terastation\share\GCdata\LC10.I\03022010.B\A-000062.D
Lab Smp Id: LVTT91A4 0056227 A0
Inj Date : 04-MAR-2010 12:10
Operator : NS Inst ID: LC10.i
Smp Info : LVTT91A4 0056227 A0B180429-14;0
Misc Info : ;;;10.06;80;2;SOLIDBQSM.sub; ;0;1
Comment : SOP SAC-LC-0009
Method : \\Terastation\share\GCdata\LC10.I\03022010.B\8330AB.m
Meth Date : 04-Mar-2010 12:11 shafern Quant Type: AREA%
Cal Date : 01-MAR-2010 23:38 Cal File: A-000017.d
Als bottle: 63
Dil Factor: 1.00000
Integrator: Falcon+ Compound Sublist: SOLIDBQSM.sub
Target Version: 4.14
Processing Host: SACP307HPLC

Concentration Formula: Amt * DF * Uf*Vt / Ws * CpndVariable

Name	Value	Description
DF	1.000	Dilution Factor
Uf	1.000	Unit Correction Factor
Vt	80.000	Volume of final extract (mL)(1000 low, 2
Ws	10.060	Weight of sample extracted (g)
Cpnd Variable		Local Compound Variable

RT	AREA	HEIGHT	HT/AREA	% HEIGHT	COMPOUNDS
5.435	1243	88	0.071	1.50	
6.119	109	27	0.248	0.46	
7.862	940	80	0.085	1.36	
8.205	1085	98	0.090	1.67	
8.842	949	74	0.078	1.26	
9.365	3621	158	0.044	2.70	
9.759	4315	261	0.060	4.46	
10.149	10347	638	0.062	10.92	
10.655	1750	97	0.055	1.66	
11.479	291	43	0.148	0.73	
11.905	1385	96	0.069	1.64	
13.069	254	29	0.114	0.49	
13.805	441	58	0.132	0.99	
18.639	69628	3445	0.049	59.09	$ 1 3,4-Dinitrotoluene
22.865	117	38	0.326	0.65	
23.245	402	43	0.107	0.73	
23.825	13661	452	0.033	7.73	
25.212	245	44	0.179	0.75	
28.412	717	71	0.099	1.21	
	111500	5840		100.000	

Total unknown % height = 40.91

Data File: \\Terastation\share\GCdata\LC10.I\03022010.B\A-000062.D
Date : 04-MAR-2010 12:10
Client ID:
Sample Info: LVTT91A4 0056227 A0B180429-14:0
Volume Injected (uL): 500.0
Column phase: SYNERGI HYDRORP C18

Instrument: LC10.i
Operator: NS
Column diameter: 4.60

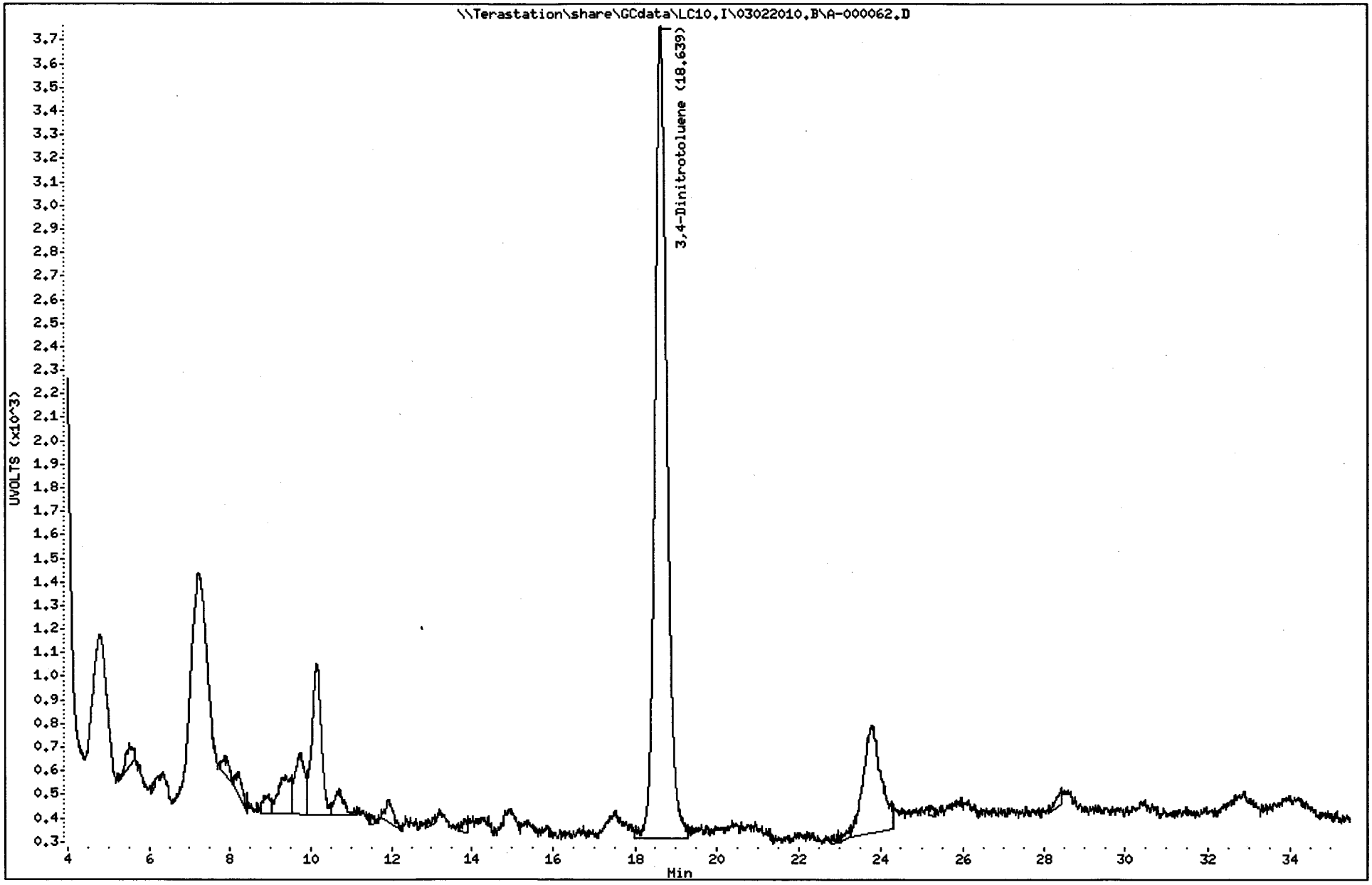

1728
North Canton

Test America West Sacramento

Method 8330

Data file : \\Terastation\share\GCdata\LC10.I\03022010.B\A-000062.D\A-000062
Lab Smp Id: LVTT91A4 0056227 A0
Inj Date : 04-MAR-2010 12:10
Operator : NS Inst ID: LC10.i
Smp Info : LVTT91A4 0056227 A0B180429-14;0
Misc Info : ;;;10.06;80;2;SOLIDBQSM.sub; ;0;1
Comment : SOP SAC-LC-0009
Method : \\Terastation\share\GCdata\LC10.I\03022010.B\8330AB.M\83302.m
Meth Date : 04-Mar-2010 10:44 shafern Quant Type: AREA%
Cal Date : 01-MAR-2010 23:38 Cal File: A-000017.d
Als bottle: 63
Dil Factor: 1.00000
Integrator: Falcon+ Compound Sublist: SOLIDBQSM.sub
Target Version: 4.14
Processing Host: SACP307HPLC

Concentration Formula: Amt * DF * Uf*Vt / Ws * CpndVariable

Name	Value	Description
DF	1.000	Dilution Factor
Uf	1.000	Unit Correction Factor
Vt	80.000	Volume of final extract (mL)(1000 low, 2
Ws	10.060	Weight of sample extracted (g)
Cpnd Variable		Local Compound Variable

RT	AREA	HEIGHT	HT/AREA	% HEIGHT	COMPOUNDS
9.719	4574	269	0.059	2.95	
14.939	4902	287	0.059	3.15	
17.502	4052	151	0.037	1.65	
18.639	123342	6286	0.051	69.08	$ 1 3,4-Dinitrotoluene
20.252	17647	393	0.022	4.31	
21.709	9511	203	0.021	2.22	
23.782	21731	671	0.031	7.36	
25.205	1898	100	0.053	1.09	
25.769	982	80	0.081	0.87	
27.012	198	53	0.267	0.58	
28.435	6689	184	0.028	2.01	
29.905	1389	90	0.065	0.98	
30.379	9525	228	0.024	2.50	
31.729	1205	45	0.037	0.49	
32.662	1522	70	0.046	0.76	
	209168	9110		100.000	

Total unknown % height = 30.92

Data File: \\Terastation\share\GCdata\LC10.I\03022010.B\A-000062.D\A-000062.D
Date : 04-MAR-2010 12:10
Client ID:
Sample Info: LVTT91A4 0056227 A0B180429-14;0
Volume Injected (uL): 500.0
Column phase: SYNERGI HYDRORP C18

Instrument: LC10.i
Operator: NS
Column diameter: 4.60

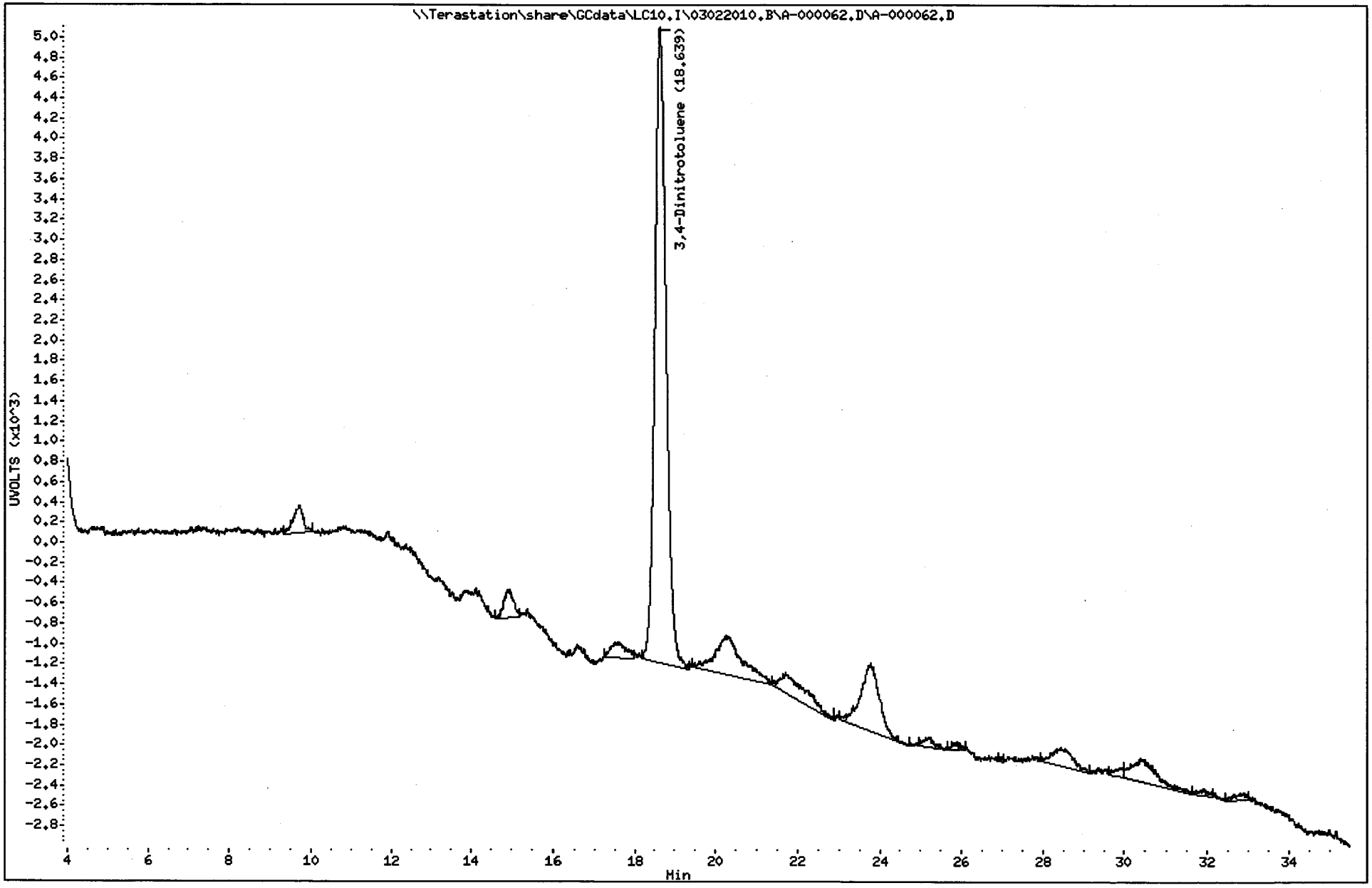

TestAmerica West Sacramento

A-000063.D

Chromatography Summary

Injection Date: 3/4/2010 12:59 **Operator:** NS

DataFile: LC10.I\03022010.B\A-000063.D **Vial Num:** 64

Method 8330 Target Analyte Results

Instrument ID: LC10

Sample : **LVTVA1AF 0056227 A0B180429-15**

Method File: LC10.I\03022010.B\8330AB.M

Start Cal Date: 3/1/2010 17:59 **End Cal Date:** 3/1/2010 23:38

Dilution Factor	Extract Volume	Sample Volume	Sample Weight
1X	80 mL	0 mL	10.05 g

Matrix: SOIL **SubList:** SOLIDBQSM.sub **SpikeList:**

Samp. Info: LVTVA1AF 0056227 A0B180429-15;0

Misc. Info: ;;;10.05;80;2;SOLIDBQSM.sub; ;0;1

	Synergi Hydro-RP C18(250nm-265nm)					Synergi Hydro-RP C18(358nm-205nm)							
Compound Name	**RT**	**Diff**	**Response**	**Conc (ug/Kg)**	**Flag**	**RT**	**Diff**	**Response**	**Conc (ug/Kg)**	**Flag**	**MDL**	**RL**	**Flag**
3,4-Dinitrotoluene	**18.68**	**0.047**	**3705**	**611.6000<**		**18.69**	**0.050**	**6608**	**538.8000**		**0.0000**	**0.00**	
HMX	5.55	0.104	211	12.6000<	not cont.						12.0398	247.52	45
RDX											11.9403	247.52	
Picric ACID											99.5025	990.07	
1,3,5-Trinitrobenzene											9.9502	247.52	
1,3-Dinitrobenzene											4.1791	247.52	
TETRYL	14.93	-0.126	218	19.7600<	not cont.						9.9502	247.52	45
Nitrobenzene											17.5124	247.52	
2,4,6-Trinitrotoluene											19.3035	247.52	
4-AM-2,6-DNT											9.9502	247.52	
2-AM-4,6-DNT											12.4378	297.02	
2,6-Dinitrotoluene											7.2637	247.52	
2,4-Dinitrotoluene											5.2736	247.52	
2-Nitrotoluene											12.9353	247.52	
4-Nitrotoluene											18.1095	495.04	
3-Nitrotoluene											15.4229	247.52	
Nitroglycerin										✓ cont.	14.9254	495.04	
PETN						32.86	0.000	454	114.3000<		24.8756	495.04	45
3,5-Dinitroaniline											8.7562	1287.10	

MR 3/4/10

Surrogates:	**Spiked**	**Recovered**	**%Rec**	**Spiked**	**Recovered**	**%Rec**	**Limits**
3,4-Dinitrotoluene	**497.5124**	**611.6000**	**123**	**497.5124**	**538.8000**	**108**	**(81-127)**

Notes:
M = Manually Integrated
D = Operator Disabled Result
O = Over Calibration Range

Signals Differ by More Than 40%
Signals Differ by More Than 50%

Printed: 3/4/2010 1:48 PM

Test America West Sacramento

Method 8330

Data file : \\Terastation\share\GCdata\LC10.I\03022010.B\A-000063.D
Lab Smp Id: LVTVA1AF 0056227 A0
Inj Date : 04-MAR-2010 12:59
Operator : NS Inst ID: LC10.i
Smp Info : LVTVA1AF 0056227 A0B180429-15;0
Misc Info : ;;;10.05;80;2;SOLIDBQSM.sub; ;0;1
Comment : SOP SAC-LC-0009
Method : \\Terastation\share\GCdata\LC10.I\03022010.B\8330AB.m
Meth Date : 04-Mar-2010 12:11 shafern Quant Type: AREA%
Cal Date : 01-MAR-2010 23:38 Cal File: A-000017.d
Als bottle: 64
Dil Factor: 1.00000
Integrator: Falcon+ Compound Sublist: SOLIDBQSM.sub
Target Version: 4.14
Processing Host: SACP307HPLC

Concentration Formula: Amt * DF * Uf*Vt / Ws * CpndVariable

Name	Value	Description
DF	1.000	Dilution Factor
Uf	1.000	Unit Correction Factor
Vt	80.000	Volume of final extract (mL)(1000 low, 2
Ws	10.050	Weight of sample extracted (g)
Cpnd Variable		Local Compound Variable

RT	AREA	HEIGHT	HT/AREA	% HEIGHT		COMPOUNDS
4.833	15523	849	0.055	10.35		
5.550	4246	211	0.050	2.57		2 HMX
6.233	1796	81	0.045	0.98		
8.146	1085	58	0.053	0.70		
8.893	1114	107	0.096	1.30		
9.243	531	52	0.098	0.63		
9.680	754	136	0.180	1.65		
9.813	1582	199	0.126	2.42		
10.143	13100	773	0.059	9.42		
11.890	2987	182	0.061	2.22		
12.353	112	42	0.375	0.51		
13.650	195	53	0.272	0.64		
14.930	4189	218	0.052	2.65		9 TETRYL
17.590	1872	103	0.055	1.25		
18.680	77096	3705	0.048	45.32	$	1 3,4-Dinitrotoluene
20.476	1911	70	0.037	0.85		
22.169	2209	89	0.040	1.08		
23.876	20421	601	0.029	7.33		
25.193	438	48	0.110	0.58		
25.693	498	50	0.100	0.60		
28.530	2726	102	0.037	1.24		
30.620	1670	60	0.036	0.73		
32.356	343	66	0.193	0.80		
32.849	10749	269	0.025	3.28		

RT	AREA	HEIGHT	HT/AREA	% HEIGHT	COMPOUNDS
34.086	1699	74	0.044	0.90	
	168847	8198		100.000	

Total unknown % height = 49.46

Data File: \\Terastation\share\GCdata\LC10.I\03022010.B\A-000063.D
Date : 04-MAR-2010 12:59
Client ID:
Sample Info: LVTVA1AF 0056227 A0B180429-15;0
Volume Injected (uL): 500.0
Column phase: SYNERGI HYDRORP C18

Instrument: LC10.i
Operator: NS
Column diameter: 4.60

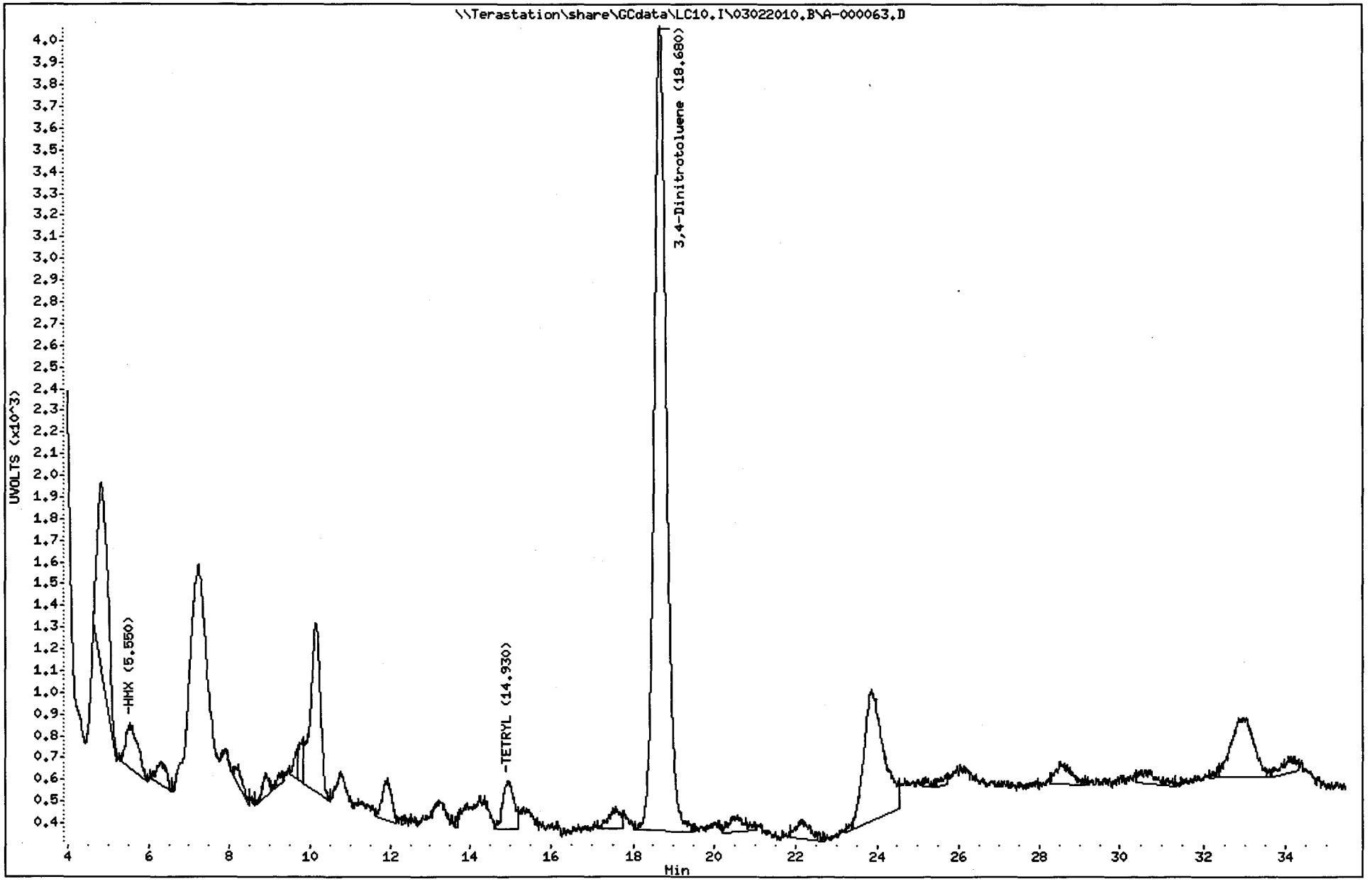

1734

North Canton

Test America West Sacramento

Method 8330

Data file : \\Terastation\share\GCdata\LC10.I\03022010.B\A-000063.D\A-000063
Lab Smp Id: LVTVA1AF 0056227 A0
Inj Date : 04-MAR-2010 12:59
Operator : NS Inst ID: LC10.i
Smp Info : LVTVA1AF 0056227 A0B180429-15;0
Misc Info : ;;;10.05;80;2;SOLIDBQSM.sub; ;0;1
Comment : SOP SAC-LC-0009
Method : \\Terastation\share\GCdata\LC10.I\03022010.B\8330AB.M\83302.m
Meth Date : 04-Mar-2010 10:44 shafern Quant Type: AREA%
Cal Date : 01-MAR-2010 23:38 Cal File: A-000017.d
Als bottle: 64
Dil Factor: 1.00000
Integrator: Falcon+ Compound Sublist: SOLIDBQSM.sub
Target Version: 4.14
Processing Host: SACP307HPLC

Concentration Formula: Amt * DF * Uf*Vt / Ws * CpndVariable

Name	Value	Description
DF	1.000	Dilution Factor
Uf	1.000	Unit Correction Factor
Vt	80.000	Volume of final extract (mL)(1000 low, 2
Ws	10.050	Weight of sample extracted (g)
Cpnd Variable		Local Compound Variable

RT	AREA	HEIGHT	HT/AREA	% HEIGHT	COMPOUNDS
9.676	7852	383	0.049	3.60	
10.813	2964	189	0.064	1.78	
13.873	9327	335	0.036	3.15	
14.960	12989	600	0.046	5.65	
18.690	133554	6608	0.049	62.36	$ 1 3,4-Dinitrotoluene
19.963	551	54	0.098	0.50	
20.350	4297	156	0.036	1.47	
21.770	3118	128	0.041	1.20	
23.903	34488	936	0.027	8.82	
24.996	1459	63	0.043	0.59	
25.940	3562	131	0.037	1.23	
27.066	481	34	0.071	0.32	
28.533	5904	185	0.031	1.74	
30.003	433	37	0.085	0.34	
30.613	6670	246	0.037	2.31	
32.856	20107	454	0.023	4.27	20 PETN
35.150	663	72	0.109	0.67	
	248418	10611		100.000	

Total unknown % height = 33.37

Data File: \\Terastation\share\GCdata\LC10.I\03022010.B\A-000063.D\A-000063.D
Date : 04-MAR-2010 12:59
Client ID:
Instrument: LC10.i
Sample Info: LVTVA1AF 0056227 A0B180429-15;0
Volume Injected (uL): 500.0
Operator: NS
Column phase: SYNERGI HYDRORP C18
Column diameter: 4.60

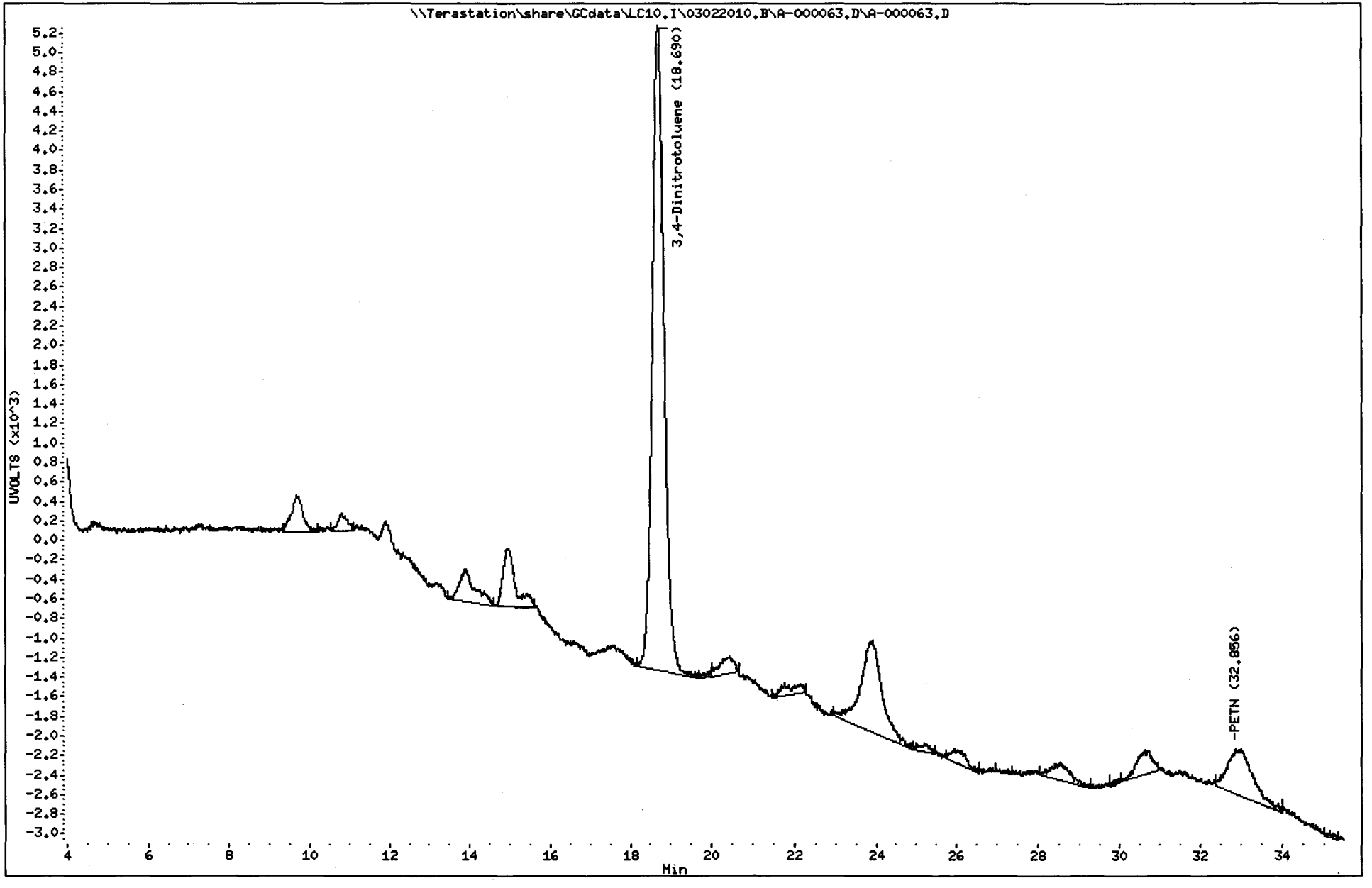

1736
North Canton

TestAmerica West Sacramento

A-000069.D

Chromatography Summary

Injection Date: 3/4/2010 17:50 **Operator:** NS

DataFile: LC10.I\03022010.B\A-000069.D **Vial Num:** 70

Method 8330 Target Analyte Results

Instrument ID: LC10

Sample : **LVWW51DQ 0056227 A0B190524-1**

Method File: LC10.I\03022010.B\8330AB.M

Start Cal Date: 3/1/2010 17:59 **End Cal Date:** 3/1/2010 23:38

Dilution Factor	Extract Volume	Sample Volume	Sample Weight
1X	80 mL	0 mL	9.99 g

Matrix: SOIL **SubList:** SOLIDBQSM.sub **SpikeList:**

Samp. Info: LVWW51DQ 0056227 A0B190524-1;0

Misc. Info: ;;;9.99;80;2;SOLIDBQSM.sub; ;0;1

	Synergi Hydro-RP C18(250nm-265nm)					Synergi Hydro-RP C18(358nm-205nm)							
Compound Name	**RT**	**Diff**	**Response**	**Conc (ug/Kg)**	**Flag**	**RT**	**Diff**	**Response**	**Conc (ug/Kg)**	**Flag**	**MDL**	**RL**	**Flag**
3,4-Dinitrotoluene	**18.69**	**0.010**	**3176**	**527.4000<**		**18.69**	**0.013**	**6101**	**500.5000**		**0.0000**	**0.00**	
HMX	5.55	0.100	208	12.5000<							12.1121	250.50	45
RDX											12.0120	250.50	
Picric ACID											100.1001	1002.00	
1,3,5-Trinitrobenzene	10.62	0.037	257	12.7900<							10.0100	250.50	45
1,3-Dinitrobenzene											4.2042	250.50	
TETRYL											10.0100	250.50	
Nitrobenzene											17.6176	250.50	
2,4,6-Trinitrotoluene											19.4194	250.50	
4-AM-2,6-DNT											10.0100	250.50	
2-AM-4,6-DNT											12.5125	300.60	
2,6-Dinitrotoluene											7.3073	250.50	
2,4-Dinitrotoluene											5.3053	250.50	
2-Nitrotoluene											13.0130	250.50	
4-Nitrotoluene											18.2182	501.00	
3-Nitrotoluene											15.5155	250.50	
Nitroglycerin											15.0150	501.00	
PETN											25.0250	501.00	
3,5-Dinitroaniline											8.8088	1302.60	

> not conf

MR 3/5/10

Surrogates:	**Spiked**	**Recovered**	**%Rec**	**Spiked**	**Recovered**	**%Rec**	**Limits**
3,4-Dinitrotoluene	**500.5005**	**527.4000**	**105**	**500.5005**	**500.5000**	**100**	**(81-127)**

Notes:
- M = Manually Integrated
- D = Operator Disabled Result
- O = Over Calibration Range

Signals Differ by More Than 40%

Signals Differ by More Than 50%

Printed: 3/5/2010 8:58 AM

Test America West Sacramento

Method 8330

Data file : \\Terastation\share\GCdata\LC10.I\03022010.B\A-000069.D
Lab Smp Id: LVWW51DQ 0056227 A0
Inj Date : 04-MAR-2010 17:50
Operator : NS Inst ID: LC10.i
Smp Info : LVWW51DQ 0056227 A0B190524-1;0
Misc Info : ;;;9.99;80;2;SOLIDBQSM.sub; ;0;1
Comment : SOP SAC-LC-0009
Method : \\Terastation\share\GCdata\LC10.I\03022010.B\8330AB.m
Meth Date : 04-Mar-2010 15:08 shafern Quant Type: AREA%
Cal Date : 01-MAR-2010 23:38 Cal File: A-000017.d
Als bottle: 70
Dil Factor: 1.00000
Integrator: Falcon+ Compound Sublist: SOLIDBQSM.sub
Target Version: 4.14
Processing Host: SACP307HPLC

Concentration Formula: Amt * DF * Uf*Vt / Ws * CpndVariable

Name	Value	Description
DF	1.000	Dilution Factor
Uf	1.000	Unit Correction Factor
Vt	80.000	Volume of final extract (mL)(1000 low, 2
Ws	9.990	Weight of sample extracted (g)
Cpnd Variable		Local Compound Variable

RT	AREA	HEIGHT	HT/AREA	% HEIGHT		COMPOUNDS
5.551	4737	208	0.044	3.75		2 HMX
7.865	1244	106	0.085	1.91		
9.362	2450	106	0.043	1.91		
10.172	5280	372	0.070	6.72		
10.618	4245	257	0.061	4.64		6 1,3,5-Trinitrobenze
11.792	98	25	0.254	0.45		
11.962	951	75	0.079	1.35		
14.682	205	41	0.200	0.74		
15.852	1355	69	0.051	1.24		
17.538	1747	88	0.050	1.59		
18.692	63059	3176	0.050	57.49	$	1 3,4-Dinitrotoluene
22.062	496	39	0.079	0.70		
28.532	4280	141	0.033	2.54		
30.185	179	42	0.235	0.75		
32.172	29689	787	0.027	14.22		
	120014	5532		100.000		

Total unknown % height = 34.12

Data File: \\Terastation\share\GCdata\LC10.I\03022010.B\A-000069.D
Date : 04-MAR-2010 17:50
Client ID:
Sample Info: LVWW51DQ 0056227 A0B190524-1;0
Volume Injected (uL): 500.0
Column phase: SYNERGI HYDRORP C18

Instrument: LC10.i
Operator: NS
Column diameter: 4.60

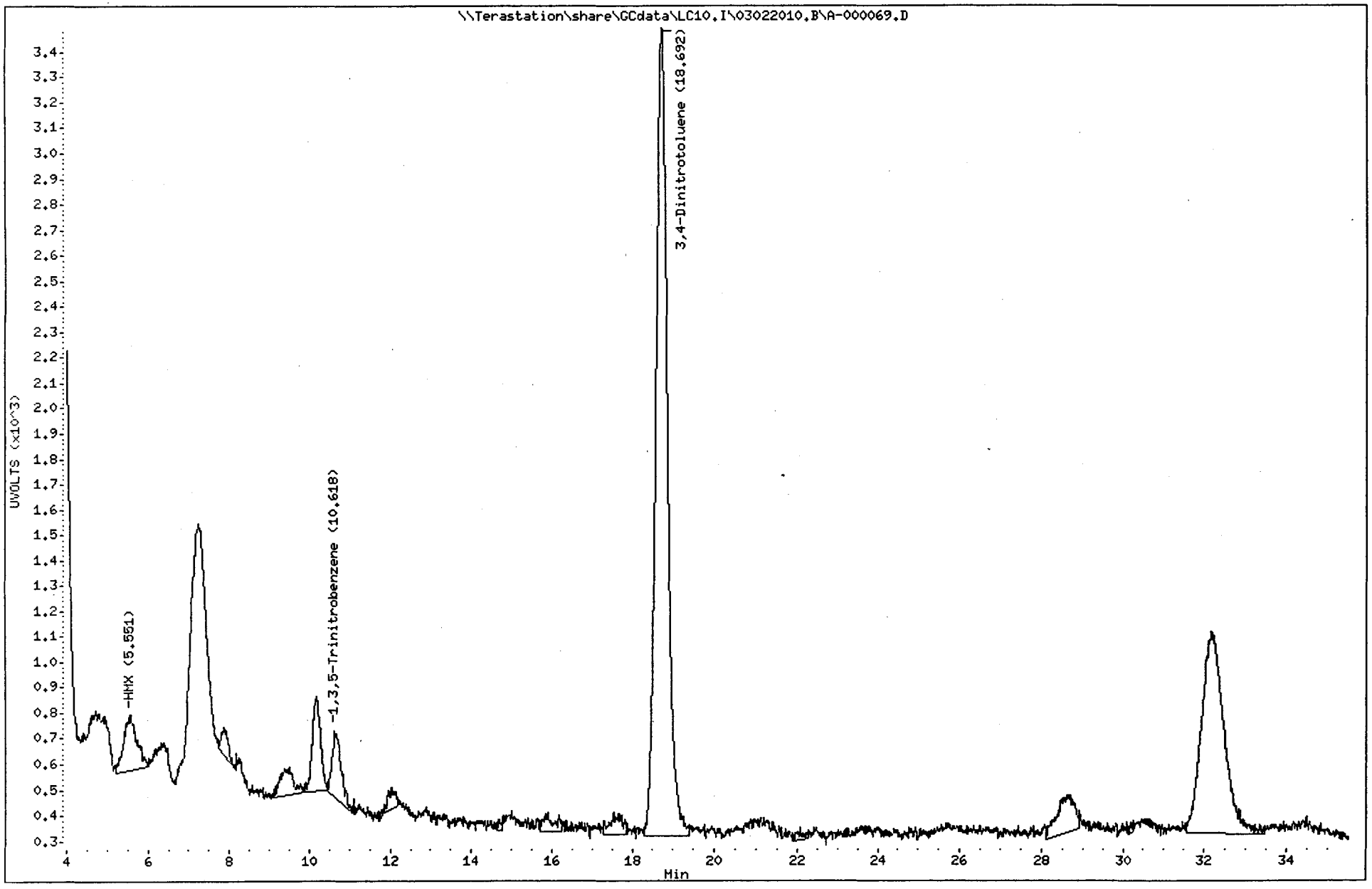

1739
North Canton

Test America West Sacramento

Method 8330

Data file : \\Terastation\share\GCdata\LC10.I\03022010.B\A-000069.D\A-000069
Lab Smp Id: LVWW51DQ 0056227 A0
Inj Date : 04-MAR-2010 17:50
Operator : NS Inst ID: LC10.i
Smp Info : LVWW51DQ 0056227 A0B190524-1;0
Misc Info : ;;;9.99;80;2;SOLIDBQSM.sub; ;0;1
Comment : SOP SAC-LC-0009
Method : \\Terastation\share\GCdata\LC10.I\03022010.B\8330AB.M\83302.m
Meth Date : 04-Mar-2010 10:44 shafern Quant Type: AREA%
Cal Date : 01-MAR-2010 23:38 Cal File: A-000017.d
Als bottle: 70
Dil Factor: 1.00000
Integrator: Falcon+ Compound Sublist: SOLIDBQSM.sub
Target Version: 4.14
Processing Host: SACP307HPLC

Concentration Formula: Amt * DF * Uf*Vt / Ws * CpndVariable

Name	Value	Description
DF	1.000	Dilution Factor
Uf	1.000	Unit Correction Factor
Vt	80.000	Volume of final extract (mL)(1000 low, 2
Ws	9.990	Weight of sample extracted (g)
Cpnd Variable		Local Compound Variable

RT	AREA	HEIGHT	HT/AREA	% HEIGHT	COMPOUNDS
12.222	33273	1389	0.042	13.30	
17.541	5559	179	0.032	1.71	
18.695	119485	6101	0.051	58.54	$ 1 3,4-Dinitrotoluene
20.068	1390	117	0.084	1.12	
20.382	8709	320	0.037	3.06	
21.535	1134	51	0.045	0.48	
23.095	1710	69	0.040	0.66	
25.235	356	30	0.084	0.28	
25.335	5369	90	0.017	0.86	
27.795	763	60	0.079	0.57	
28.452	2707	107	0.040	1.02	
30.588	50580	1558	0.031	14.92	
32.178	10530	314	0.030	3.00	
33.122	926	51	0.055	0.48	
	242492	10436		100.000	

Total unknown % height = 41.46

Data File: \\Terastation\share\GCdata\LC10.I\03022010.B\A-000069.D\A-000069.D
Date : 04-MAR-2010 17:50
Client ID:
Instrument: LC10.i
Sample Info: LVWW51DQ 0056227 A0B190524-1;0
Volume Injected (uL): 500.0
Operator: NS
Column phase: SYNERGI HYDRORP C18
Column diameter: 4.60

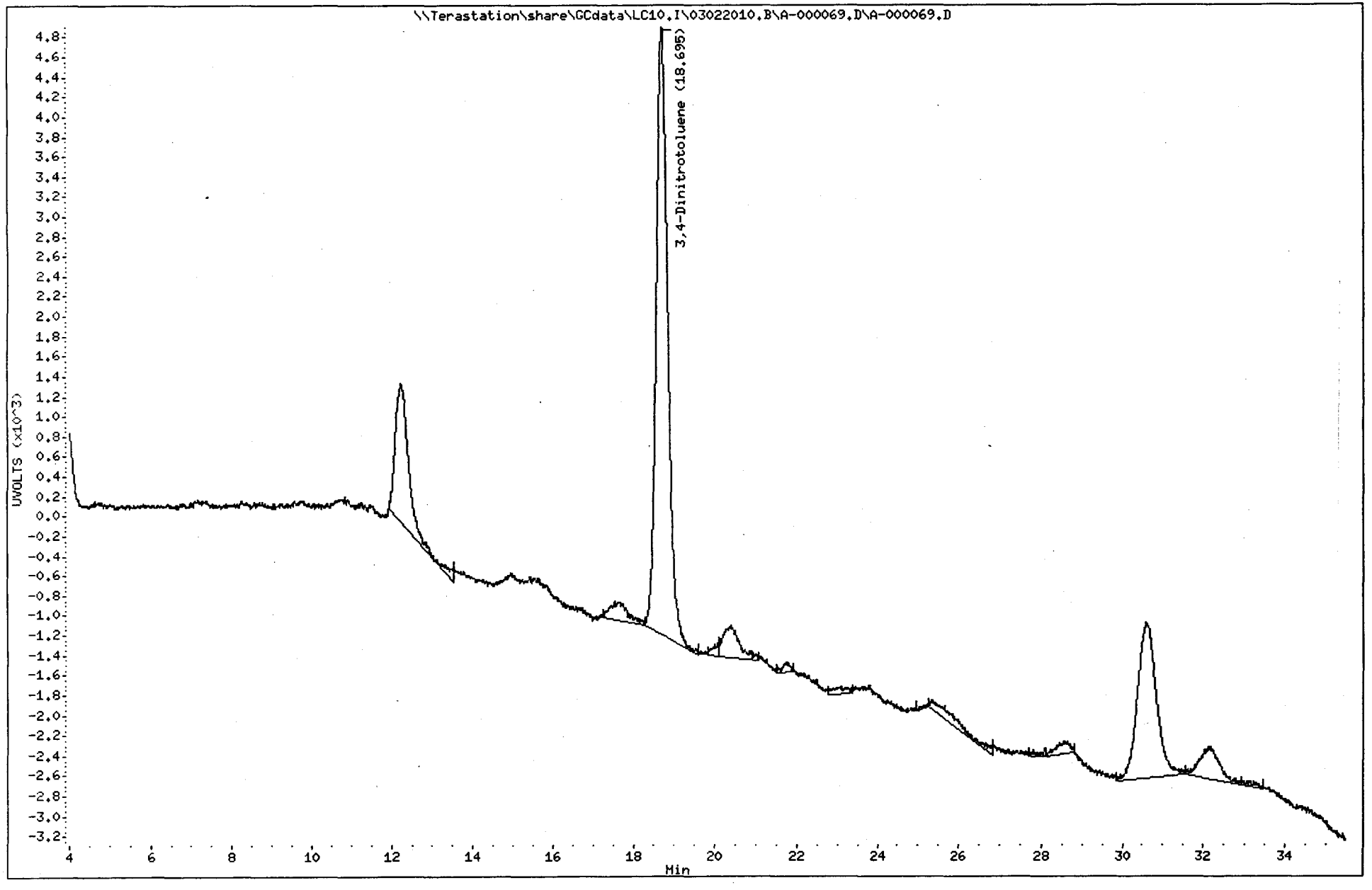

1741
North Canton

TestAmerica West Sacramento

A-000070.D

Chromatography Summary

Injection Date: 3/4/2010 18:39 **Operator:** NS

DataFile: LC10.I\03022010.B\A-000070.D **Vial Num:** 5

Instrument ID: LC10

Method 8330 Target Analyte Results

Sample : **STD_05 10GCSV0072 8330 100ng/mL**

Method File: LC10.I\03022010.B\8330AB.M

Start Cal Date: 3/1/2010 17:59 **End Cal Date:** 3/1/2010 23:38

Dilution Factor	Extract Volume	Sample Volume	Sample Weight
1X	0 mL	0 mL	0 g

Matrix: NONE **SubList:** CAL.sub **SpikeList:**

Samp. Info: STD_05 10GCSV0072 8330 100ng/mL;2

Misc. Info: ;5; ; ; ;3;CAL.sub; ;0;1

	Synergi Hydro-RP C18(250nm-265nm)							Synergi Hydro-RP C18(358nm-205nm)								
Compound Name	**RT**	**Response**	**PPB**	**Spike Level**	**%D**	**Result**	**Flag**	**RT**	**Response**	**PPB**	**Spike Level**	**%D**	**Result**	**Flag**	**Limits(%)**	**Flag**
3,4-Dinitrotoluene	18.63	4783	99.1900<	100	-1%	Acceptable		18.63	9876	101.2000	100	1%	Acceptable		(±15)	
HMX	5.45	13262	99.5500<	100	0%	Acceptable					**100**	**-100%**	**Fails**		(±15)	45
RDX	8.02	9304	103.1000<	100	3%	Acceptable					**100**	**-100%**	**Fails**		(±15)	45
Picric ACID	9.26	18666	212.9000	200	6%	Acceptable		9.26	27576	214.3000<	200	7%	Acceptable		(±15)	
1,3,5-Trinitrobenzene	10.58	16312	101.4000<	100	1%	Acceptable					**100**	**-100%**	**Fails**		(±15)	45
1,3-Dinitrobenzene	13.59	15826	100.8000<	100	1%	Acceptable					**100**	**-100%**	**Fails**		(±15)	45
TETRYL	15.06	8244	93.8900<	100	-6%	Acceptable					**100**	**-100%**	**Fails**		(±15)	45
Nitrobenzene	15.44	7063	95.4000<	100	-5%	Acceptable					**100**	**-100%**	**Fails**		(±15)	45
2,4,6-Trinitrotoluene	17.30	9141	95.6700<	100	-4%	Acceptable					**100**	**-100%**	**Fails**		(±15)	45
4-AM-2,6-DNT	18.05	6989	98.0400<	100	-2%	Acceptable					**100**	**-100%**	**Fails**		(±15)	45
2-AM-4,6-DNT	19.17	7937	97.7900<	100	-2%	Acceptable					**100**	**-100%**	**Fails**		(±15)	45
2,6-Dinitrotoluene	20.89	5471	96.6100<	100	-3%	Acceptable					**100**	**-100%**	**Fails**		(±15)	45
2,4-Dinitrotoluene	21.67	8932	97.2200<	100	-3%	Acceptable					**100**	**-100%**	**Fails**		(±15)	45
2-Nitrotoluene	25.25	3794	93.1600<	100	-7%	Acceptable					**100**	**-100%**	**Fails**		(±15)	45
4-Nitrotoluene	27.24	4621	94.8700<	100	-5%	Acceptable					**100**	**-100%**	**Fails**		(±15)	45
3-Nitrotoluene	29.37	4485	93.4200<	100	-7%	Acceptable					**100**	**-100%**	**Fails**		(±15)	45
Nitroglycerin				**100**	**-100%**	**Fails**		16.34	6390	101.9000<	100	2%	Acceptable		(±15)	45
PETN				**100**	**-100%**	**Fails**		32.90	3038	96.1000<	100	-4%	Acceptable		(±15)	45
3,5-Dinitroaniline	14.48	10312	100.1000<	100	0%	Acceptable					**100**	**-100%**	**Fails**		(±15)	45
EGDN				**100**	**-100%**	**Fails**					**100**	**-100%**	**Fails**		(±15)	

m 3/5/10

Notes:
M = Manually Integrated
D = Operator Disabled Result
O = Over Calibration Range

Signals Differ by More Than 40%
Signals Differ by More Than 50%

Printed: 3/5/2010 8:59 AM

Test America West Sacramento

Method 8330

Data file : \\Terastation\share\GCdata\LC10.I\03022010.B\A-000070.D
Lab Smp Id: STD_05 10GCSV0072 8
Inj Date : 04-MAR-2010 18:39
Operator : NS Inst ID: LC10.i
Smp Info : STD_05 10GCSV0072 8330 100ng/mL;2
Misc Info : ;5; ; ; ;3;CAL.sub; ;0;1
Comment : SOP SAC-LC-0009
Method : \\Terastation\share\GCdata\LC10.I\03022010.B\8330AB.m
Meth Date : 04-Mar-2010 19:23 tap Quant Type: AREA%
Cal Date : 01-MAR-2010 23:38 Cal File: A-000017.d
Als bottle: 5 Continuing Calibration Sample
Dil Factor: 1.00000
Integrator: Falcon+ Compound Sublist: CAL.sub
Target Version: 4.14
Processing Host: SACP307HPLC

RT	AREA	HEIGHT	HT/AREA	% HEIGHT			COMPOUNDS
5.451	84115	13262	0.158	8.54		2	HMX
8.018	96036	9304	0.097	5.99		3	RDX
9.265	249711	18666	0.075	12.09		5	Picric ACID
10.578	205633	16312	0.079	10.50		6	1,3,5-Trinitrobenze
11.811	610	56	0.092	0.03			
13.591	245398	15826	0.064	10.19		7	1,3-Dinitrobenzene
14.478	168077	10312	0.061	6.64		8	3,5-Dinitroaniline
15.065	129623	8244	0.064	5.30		9	TETRYL
15.438	123126	7063	0.057	4.54		10	Nitrobenzene
17.301	161405	9141	0.057	5.88		12	2,4,6-Trinitrotolue
18.055	130599	6989	0.054	4.50		13	4-AM-2,6-DNT
18.634	86432	4783	0.055	3.08	$	1	3,4-Dinitrotoluene
19.168	163789	7937	0.048	5.11		14	2-AM-4,6-DNT
20.895	110270	5471	0.050	3.52		15	2,6-Dinitrotoluene
21.668	193599	8932	0.046	5.75		16	2,4-Dinitrotoluene
23.135	356	49	0.138	0.03			
25.255	99241	3794	0.038	2.44		17	2-Nitrotoluene
27.238	130465	4621	0.035	2.97		18	4-Nitrotoluene
28.698	563	43	0.076	0.02			
29.371	136300	4485	0.033	2.88		19	3-Nitrotoluene
	2515348	155290		100.000			

Total unknown % height = 0.08000

Data File: \\Terastation\share\GCdata\LC10.I\03022010.B\A-000070.D
Date : 04-MAR-2010 18:39
Client ID:
Sample Info: STD_05 10GCSV0072 8330 100ng/mL;2

Instrument: LC10.i
Operator: NS
Column diameter: 4.60

Column phase: SYNERGI HYDRORP C18

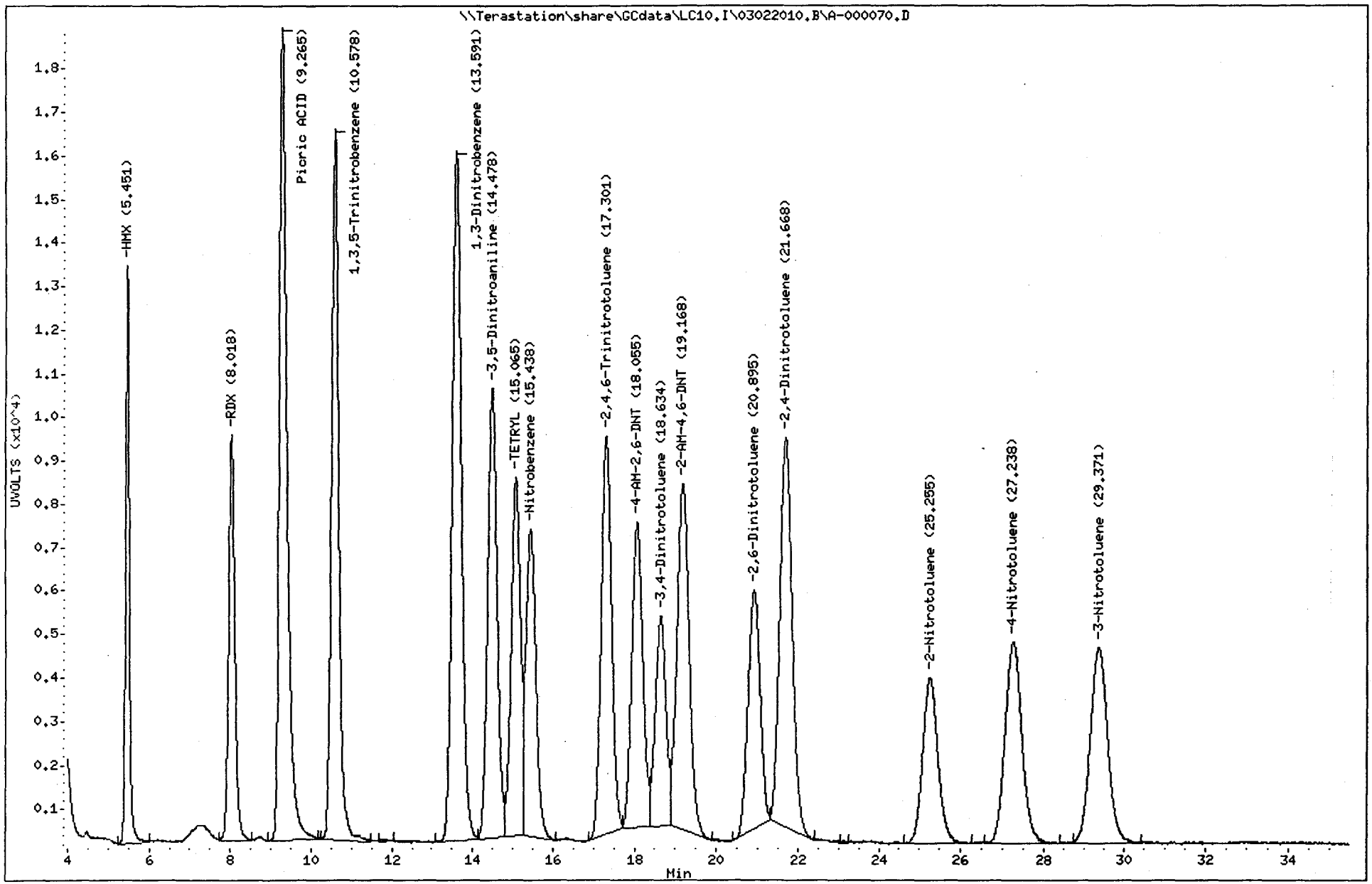

1744
North Canton

Test America West Sacramento

Method 8330

Data file : \\Terastation\share\GCdata\LC10.I\03022010.B\A-000070.D\A-000070
Lab Smp Id: STD_05 10GCSV0072 8
Inj Date : 04-MAR-2010 18:39
Operator : NS Inst ID: LC10.i
Smp Info : STD_05 10GCSV0072 8330 100ng/mL;2
Misc Info : ;5; ; ; ;3;CAL.sub; ;0;1
Comment : SOP SAC-LC-0009
Method : \\Terastation\share\GCdata\LC10.I\03022010.B\8330AB.M\83302.m
Meth Date : 04-Mar-2010 19:23 tap Quant Type: AREA%
Cal Date : 01-MAR-2010 23:38 Cal File: A-000017.d
Als bottle: 5 Continuing Calibration Sample
Dil Factor: 1.00000
Integrator: Falcon+ Compound Sublist: CAL.sub
Target Version: 4.14
Processing Host: SACP307HPLC

RT	AREA	HEIGHT	HT/AREA	% HEIGHT		COMPOUNDS
9.265	369764	27576	0.075	17.34		5 Picric ACID
10.578	3753	257	0.068	0.16		
13.591	126803	8202	0.065	5.12		
14.475	176393	10837	0.061	6.77		
15.065	176322	11154	0.063	6.97		
15.438	195362	11071	0.057	6.92		
16.338	107163	6390	0.060	3.99		11 Nitroglycerin
17.301	180168	9914	0.055	6.19		
18.055	209001	10715	0.051	6.69		
18.634	190768	9876	0.052	6.17	$	1 3,4-Dinitrotoluene
19.165	186305	8658	0.046	5.41		
20.898	215995	9908	0.046	6.19		
21.668	178315	7517	0.042	4.70		
25.251	237147	9131	0.039	5.70		
26.501	257	63	0.245	0.03		
27.235	187501	6705	0.036	4.19		
29.371	276797	8917	0.032	5.57		
32.901	112655	3038	0.027	1.89		20 PETN
	3130466	159929		100.000		

Total unknown % height = 70.61

Data File: \\Terastation\share\GCdata\LC10.I\03022010.B\A-000070.D\A-000070.D
Date : 04-MAR-2010 18:39
Client ID:
Sample Info: STD_05 10GCSV0072 8330 100ng/mL;2

Instrument: LC10.i
Operator: NS
Column diameter: 4.60

Column phase: SYNERGI HYDRORP C18

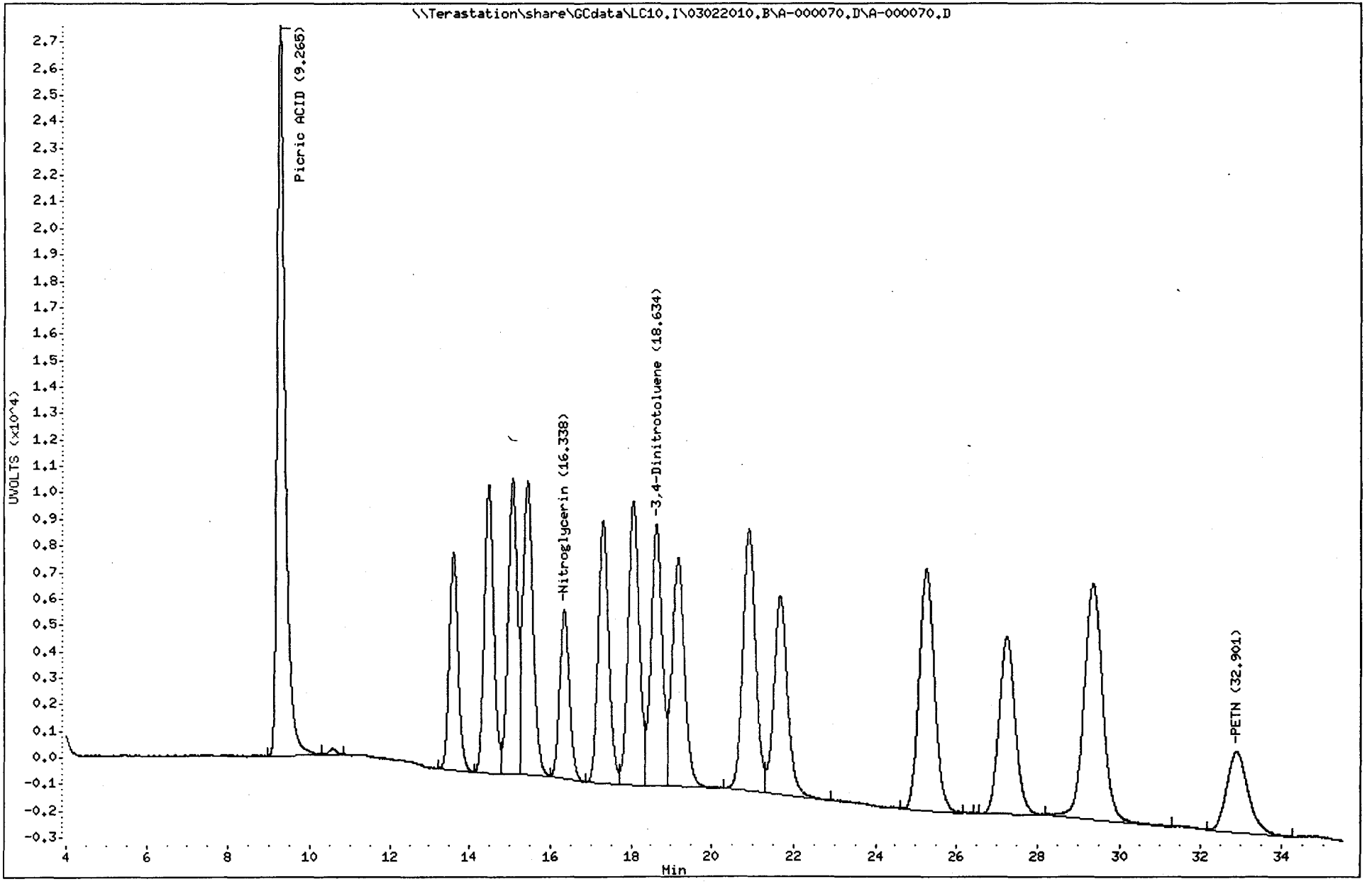

1746
North Canton

TestAmerica West Sacramento

A-000071.D

Chromatography Summary

Injection Date: 3/4/2010 19:27 **Operator:** NS

DataFile: LC10.I\03022010.B\A-000071.D **Vial Num:** 71

Method 8330 Target Analyte Results

Instrument ID: LC10

Sample : **LVWW51DR 0056227 A0B190524-1S**

Method File: LC10.I\03022010.B\8330AB.M

Start Cal Date: 3/1/2010 17:59 **End Cal Date:** 3/1/2010 23:38

Dilution Factor	Extract Volume	Sample Volume	Sample Weight
1X	80 mL	0 mL	9.98 g

Matrix: SOIL **SubList:** SOLIDBQSM.sub **SpikeList:** SOLIDBQSM.sp

Samp. Info: LVWW51DR 0056227 A0B190524-1S;3

Misc. Info: MS;;;9.98;80;2;SOLIDBQSM.sub;SOLIDBQSM.spk;1;1

	Synergi Hydro-RP C18(250nm-265nm)							Synergi Hydro-RP C18(358nm-205nm)								
Compound Name	**RT**	**Response**	**Conc (ug/Kg)**	**Spike Level**	**%R**	**Result**	**Flag**	**RT**	**Response**	**Conc (ug/Kg)**	**Spike Level**	**%R**	**Result**	**Flag**	**Limits(%)**	**Flag**
3,4-Dinitrotoluene	18.64	2986	496.4000<	501.002004	99%	Acceptable		18.64	6185	507.9000	501.002004	101%	Acceptable		(81-127)	
HMX	5.45	8117	488.4000<	501.002004	97%	Acceptable					501.002004	0%	Fails		(75-125)	45
RDX	8.01	5409	480.6000<	501.002004	96%	Acceptable					501.002004	0%	Fails		(70-135)	45
Picric ACID				5010.02004	0%	Fails					5010.02004	0%	Fails		(70-130)	
1,3,5-Trinitrobenzene	10.57	10341	515.3000<	501.002004	103%	Acceptable					501.002004	0%	Fails		(75-125)	45
1,3-Dinitrobenzene	13.59	9811	500.8000<	501.002004	100%	Acceptable					501.002004	0%	Fails		(80-125)	45
TETRYL	15.07	4455	406.7000<	501.002004	81%	Acceptable					501.002004	0%	Fails		(10-150)	45
Nitrobenzene	15.44	4515	488.9000<	501.002004	98%	Acceptable					501.002004	0%	Fails		(75-125)	45
2,4,6-Trinitrotoluene	17.31	5537	464.5000<	501.002004	93%	Acceptable					501.002004	0%	Fails		(55-140)	45
4-AM-2,6-DNT	18.07	3678	413.6000<	501.002004	83%	Acceptable					501.002004	0%	Fails		(80-125)	45
2-AM-4,6-DNT	19.18	4722	466.4000<	501.002004	93%	Acceptable					501.002004	0%	Fails		(80-125)	45
2,6-Dinitrotoluene	20.91	3460	489.8000<	501.002004	98%	Acceptable					501.002004	0%	Fails		(80-120)	45
2,4-Dinitrotoluene	21.69	5563	485.4000<	501.002004	97%	Acceptable					501.002004	0%	Fails		(80-125)	45
2-Nitrotoluene	25.25	2525	497.0000<	501.002004	99%	Acceptable					501.002004	0%	Fails		(80-125)	45
4-Nitrotoluene	27.24	2989	491.9000<	501.002004	98%	Acceptable					501.002004	0%	Fails		(75-125)	45
3-Nitrotoluene	29.32	2926	488.5000<	501.002004	98%	Acceptable					501.002004	0%	Fails		(75-120)	45
Nitroglycerin				1002.004008	0%	Fails		16.34	8213	1050.0000<	1002.004008	105%	Acceptable		(74-112)	45
PETN				1002.004008	0%	Fails		32.83	3928	996.0000<	1002.004008	99%	Acceptable		(75-117)	45
3,5-Dinitroaniline	14.48	5722	445.4000<	501.002004	89%	Acceptable					501.002004	0%	Fails		(40-140)	45

Surrogates:	Spiked	Recovered	%Rec	Spiked	Recovered	%Rec	Limits
3,4-Dinitrotoluene	501.0020	496.4000	99	501.0020	507.9000	101	(81-127)

Notes:
M = Manually Integrated
D = Operator Disabled Result
O = Over Calibration Range
Signals Differ by More Than 40%
Signals Differ by More Than 50%

Printed: 3/5/2010 9:00 AM

Test America West Sacramento

Method 8330

Data file : \\Terastation\share\GCdata\LC10.I\03022010.B\A-000071.D
Lab Smp Id: LVWW51DR 0056227 A0
Inj Date : 04-MAR-2010 19:27
Operator : NS Inst ID: LC10.i
Smp Info : LVWW51DR 0056227 A0B190524-1S;3
Misc Info : MS;;;9.98;80;2;SOLIDBQSM.sub;SOLIDBQSM.spk;1;1
Comment : SOP SAC-LC-0009
Method : \\Terastation\share\GCdata\LC10.I\03022010.B\8330AB.m
Meth Date : 04-Mar-2010 19:23 tap Quant Type: AREA%
Cal Date : 01-MAR-2010 23:38 Cal File: A-000017.d
Als bottle: 71 QC Sample: MS
Dil Factor: 1.00000
Integrator: Falcon+ Compound Sublist: SOLIDBQSM.sub
Target Version: 4.14
Processing Host: SACP307HPLC

Concentration Formula: Amt * DF * Uf*Vt / Ws * CpndVariable

Name	Value	Description
DF	1.000	Dilution Factor
Uf	1.000	Unit Correction Factor
Vt	80.000	Volume of final extract (mL)(1000 low, 2
Ws	9.980	Weight of sample extracted (g)
Cpnd Variable		Local Compound Variable

RT	AREA	HEIGHT	HT/AREA	% HEIGHT			COMPOUNDS
5.448	54834	8117	0.148	9.59		2	HMX
6.151	119	43	0.361	0.05			
8.011	58386	5409	0.093	6.39		3	RDX
9.258	6028	238	0.039	0.28			
10.135	4357	317	0.073	0.37			
10.571	131618	10341	0.079	12.34		6	1,3,5-Trinitrobenze
11.771	129	32	0.249	0.03			
12.031	1272	89	0.070	0.10			
13.591	154414	9811	0.064	11.59		7	1,3-Dinitrobenzene
14.478	94649	5722	0.060	6.76		8	3,5-Dinitroaniline
15.068	69989	4455	0.064	5.26		9	TETRYL
15.441	80722	4515	0.056	5.33		10	Nitrobenzene
17.308	98483	5537	0.056	6.54		12	2,4,6-Trinitrotolue
18.075	69138	3678	0.053	4.34		13	4-AM-2,6-DNT
18.645	54128	2986	0.055	3.52	$	1	3,4-Dinitrotoluene
19.181	98450	4722	0.048	5.58		14	2-AM-4,6-DNT
20.908	69608	3460	0.050	4.09		15	2,6-Dinitrotoluene
21.688	120745	5563	0.046	6.57		16	2,4-Dinitrotoluene
23.248	359	55	0.153	0.06			
25.251	67967	2525	0.037	2.98		17	2-Nitrotoluene
27.245	84734	2989	0.035	3.53		18	4-Nitrotoluene
28.431	3628	137	0.038	0.16			
29.321	89308	2926	0.033	3.45		19	3-Nitrotoluene
31.985	36440	923	0.025	1.09			

RT	AREA	HEIGHT	HT/AREA	% HEIGHT	COMPOUNDS
	1449503	84590		100.000	

Total unknown % height = 2.140

Data File: \\Terastation\share\GCdata\LC10.I\03022010.B\A-000071.D
Date : 04-MAR-2010 19:27
Client ID:
Sample Info: LVWW51DR 0056227 A0B190524-1S;3
Volume Injected (uL): 500.0
Column phase: SYNERGI HYDRORP C18

Instrument: LC10.i
Operator: NS
Column diameter: 4.60

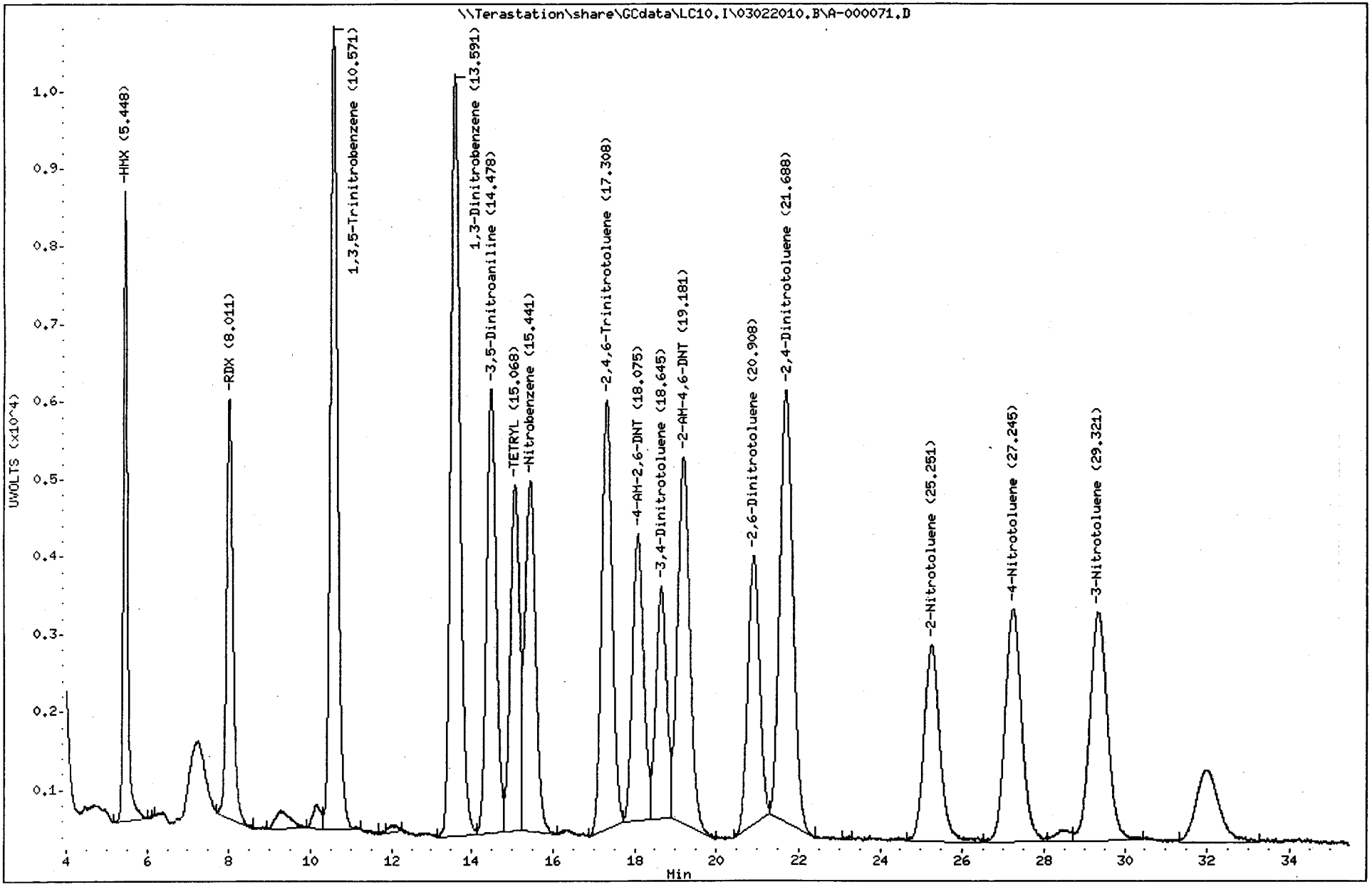

1750

North Canton

Test America West Sacramento

Method 8330

Data file : \\Terastation\share\GCdata\LC10.I\03022010.B\A-000071.D\A-000071
Lab Smp Id: LVWW51DR 0056227 A0
Inj Date : 04-MAR-2010 19:27
Operator : NS Inst ID: LC10.i
Smp Info : LVWW51DR 0056227 A0B190524-1S;3
Misc Info : MS;;;9.98;80;2;SOLIDBQSM.sub;SOLIDBQSM.spk;1;1
Comment : SOP SAC-LC-0009
Method : \\Terastation\share\GCdata\LC10.I\03022010.B\8330AB.M\83302.m
Meth Date : 04-Mar-2010 19:23 tap Quant Type: AREA%
Cal Date : 01-MAR-2010 23:38 Cal File: A-000017.d
Als bottle: 71 QC Sample: MS
Dil Factor: 1.00000
Integrator: Falcon+ Compound Sublist: SOLIDBQSM.sub
Target Version: 4.14
Processing Host: SACP307HPLC

Concentration Formula: Amt * DF * Uf*Vt / Ws * CpndVariable

Name	Value	Description
DF	1.000	Dilution Factor
Uf	1.000	Unit Correction Factor
Vt	80.000	Volume of final extract (mL)(1000 low, 2
Ws	9.980	Weight of sample extracted (g)
Cpnd Variable		Local Compound Variable

RT	AREA	HEIGHT	HT/AREA	% HEIGHT	COMPOUNDS
9.221	3713	205	0.055	0.22	
10.591	3211	202	0.063	0.22	
13.591	77520	5059	0.065	5.66	
14.475	99145	5995	0.060	6.71	
15.068	94001	6020	0.064	6.74	
15.441	129225	7120	0.055	7.97	
16.341	140799	8213	0.058	9.30	11 Nitroglycerin
17.311	114122	6103	0.053	6.83	
18.071	115103	5758	0.050	6.44	
18.645	119758	6185	0.052	6.92	$ 1 3,4-Dinitrotoluene
19.175	109922	5098	0.046	5.70	
20.261	5762	258	0.045	0.28	
20.908	137251	6237	0.045	6.98	
21.685	106162	4686	0.044	5.24	
22.881	1331	90	0.068	0.10	
23.688	3790	95	0.025	0.10	
25.255	163731	6086	0.037	6.81	
27.241	120207	4315	0.036	4.83	
28.435	2395	123	0.051	0.13	
29.348	162987	5663	0.035	6.34	
30.485	43668	1473	0.034	1.64	
31.971	11859	405	0.034	0.45	
32.834	147771	3928	0.027	4.39	20 PETN
	1913434	89317		100.000	

Total unknown % height = 79.39

Data File: \\Terastation\share\GCdata\LC10.I\03022010.B\A-000071.D\A-000071.D
Date : 04-MAR-2010 19:27
Client ID:
Instrument: LC10.i
Sample Info: LVWW51DR 0056227 A0B190524-1S;3
Volume Injected (uL): 500.0
Operator: NS
Column phase: SYNERGI HYDRORP C18
Column diameter: 4.60

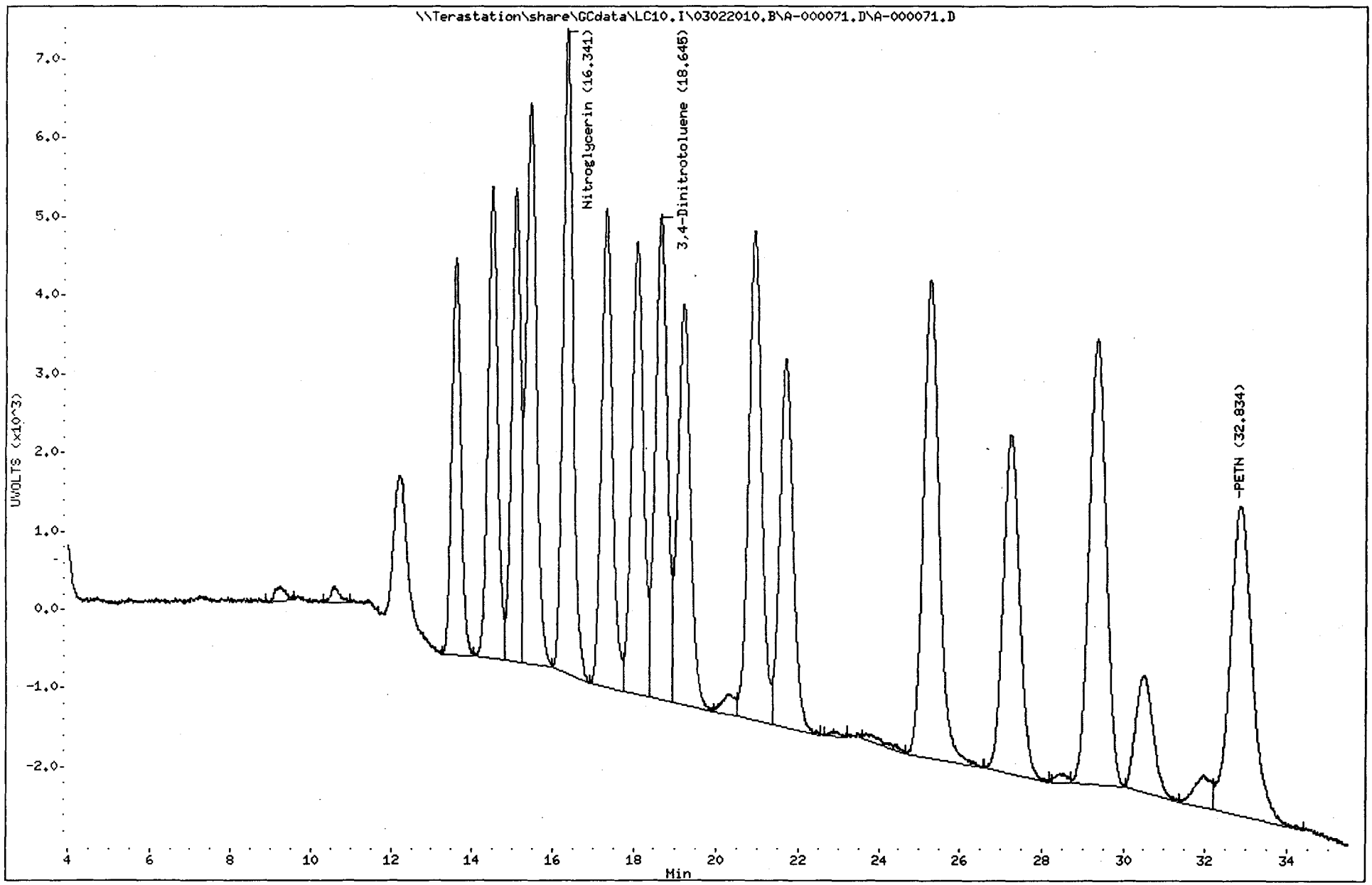

1753
North Canton

TestAmerica West Sacramento

A-000072.D

Chromatography Summary

Injection Date: 3/4/2010 20:16 **Operator:** NS

DataFile: LC10.I\03022010.B\A-000072.D **Vial Num:** 72

Method 8330 Target Analyte Results

Instrument ID: LC10

Sample : **LVWW51DT 0056227 A0B190524-1D**

Method File: LC10.I\03022010.B\8330AB.M

Start Cal Date: 3/1/2010 17:59 **End Cal Date:** 3/1/2010 23:38

Dilution Factor	Extract Volume	Sample Volume	Sample Weight
1X	80 mL	0 mL	10.02 g

Matrix: SOIL **SubList:** SOLIDBQSM.sub **SpikeList:** SOLIDBQSM.sp

Samp. Info: LVWW51DT 0056227 A0B190524-1D;3

Misc. Info: MSD;;;10.02;80;2;SOLIDBQSM.sub;SOLIDBQSM.spk;1;1

	Synergi Hydro-RP C18(250nm-265nm)							Synergi Hydro-RP C18(358nm-205nm)								
Compound Name	RT	Response	Conc (ug/Kg)	Spike Level	%R	Result	Flag	RT	Response	Conc (ug/Kg)	Spike Level	%R	Result	Flag	Limits(%)	Flag
3,4-Dinitrotoluene	18.62	2979	493.2000<	499.001996	99%	Acceptable		18.62	6115	500.1000	499.001996	100%	Acceptable		(81-127)	
HMX	5.44	8124	486.9000<	499.001996	98%	Acceptable					499.001996	0%	Fails		(75-125)	45
RDX	8.00	5413	479.0000<	499.001996	96%	Acceptable					499.001996	0%	Fails		(70-135)	45
Picric ACID				4990.01996	0%	Fails					4990.01996	0%	Fails		(70-130)	
1,3,5-Trinitrobenzene	10.56	10361	514.2000<	499.001996	103%	Acceptable					499.001996	0%	Fails		(75-125)	45
1,3-Dinitrobenzene	13.58	9789	497.7000<	499.001996	100%	Acceptable					499.001996	0%	Fails		(80-125)	45
TETRYL	15.05	4481	407.4000<	499.001996	82%	Acceptable					499.001996	0%	Fails		(10-150)	45
Nitrobenzene	15.43	4428	477.5000<	499.001996	96%	Acceptable					499.001996	0%	Fails		(75-125)	45
2,4,6-Trinitrotoluene	17.29	5530	462.1000<	499.001996	93%	Acceptable					499.001996	0%	Fails		(55-140)	45
4-AM-2,6-DNT	18.05	3694	413.7000<	499.001996	83%	Acceptable					499.001996	0%	Fails		(80-125)	45
2-AM-4,6-DNT	19.17	4721	464.4000<	499.001996	93%	Acceptable					499.001996	0%	Fails		(80-125)	45
2,6-Dinitrotoluene	20.90	3420	482.2000<	499.001996	97%	Acceptable					499.001996	0%	Fails		(80-120)	45
2,4-Dinitrotoluene	21.66	5562	483.3000<	499.001996	97%	Acceptable					499.001996	0%	Fails		(80-125)	45
2-Nitrotoluene	25.23	2464	483.0000<	499.001996	97%	Acceptable					499.001996	0%	Fails		(80-125)	45
4-Nitrotoluene	27.21	2925	479.4000<	499.001996	96%	Acceptable					499.001996	0%	Fails		(75-125)	45
3-Nitrotoluene	29.33	2836	471.6000<	499.001996	95%	Acceptable					499.001996	0%	Fails		(75-120)	45
Nitroglycerin				998.003992	0%	Fails		16.32	8164	1040.0000<	998.003992	104%	Acceptable		(74-112)	45
PETN				998.003992	0%	Fails		32.86	3890	982.4000<	998.003992	98%	Acceptable		(75-117)	45
3,5-Dinitroaniline	14.46	5707	442.5000<	499.001996	89%	Acceptable					499.001996	0%	Fails		(40-140)	45

mr 3/5/10

Surrogates:	Spiked	Recovered	%Rec		Spiked	Recovered	%Rec	Limits
3,4-Dinitrotoluene	499.0020	493.2000	99		499.0020	500.1000	100	(81-127)

Notes:
M = Manually Integrated
D = Operator Disabled Result
O = Over Calibration Range

Signals Differ by More Than 40%
Signals Differ by More Than 50%

Printed: 3/5/2010 9:00 AM

Test America West Sacramento

Method 8330

Data file : \\Terastation\share\GCdata\LC10.I\03022010.B\A-000072.D
Lab Smp Id: LVWW51DT 0056227 A0
Inj Date : 04-MAR-2010 20:16
Operator : NS Inst ID: LC10.i
Smp Info : LVWW51DT 0056227 A0B190524-1D;3
Misc Info : MSD;;;10.02;80;2;SOLIDBQSM.sub;SOLIDBQSM.spk;1;1
Comment : SOP SAC-LC-0009
Method : \\Terastation\share\GCdata\LC10.I\03022010.B\8330AB.m
Meth Date : 04-Mar-2010 19:23 tap Quant Type: AREA%
Cal Date : 01-MAR-2010 23:38 Cal File: A-000017.d
Als bottle: 72 QC Sample: MSD
Dil Factor: 1.00000
Integrator: Falcon+ Compound Sublist: SOLIDBQSM.sub
Target Version: 4.14
Processing Host: SACP307HPLC

Concentration Formula: Amt * DF * Uf*Vt / Ws * CpndVariable

Name	Value	Description
DF	1.000	Dilution Factor
Uf	1.000	Unit Correction Factor
Vt	80.000	Volume of final extract (mL)(1000 low, 2
Ws	10.020	Weight of sample extracted (g)
Cpnd Variable		Local Compound Variable

RT	AREA	HEIGHT	HT/AREA	% HEIGHT		COMPOUNDS
5.441	53898	8124	0.151	9.67		2 HMX
6.191	1422	70	0.049	0.08		
8.005	57300	5413	0.094	6.44		3 RDX
9.181	251	57	0.227	0.06		
10.145	3672	264	0.072	0.31		
10.565	133067	10361	0.078	12.48		6 1,3,5-Trinitrobenze
12.035	1803	109	0.060	0.12		
12.731	274	25	0.091	0.02		
13.578	152774	9789	0.064	11.66		7 1,3-Dinitrobenzene
14.461	94103	5707	0.061	6.79		8 3,5-Dinitroaniline
15.048	71244	4481	0.063	5.33		9 TETRYL
15.431	78353	4428	0.057	5.27		10 Nitrobenzene
16.255	1229	70	0.057	0.08		
17.291	98252	5530	0.056	6.58		12 2,4,6-Trinitrotolue
18.051	69218	3694	0.053	4.40		13 4-AM-2,6-DNT
18.625	54834	2979	0.054	3.54	$	1 3,4-Dinitrotoluene
19.171	97478	4721	0.048	5.62		14 2-AM-4,6-DNT
20.901	69506	3420	0.049	4.07		15 2,6-Dinitrotoluene
21.665	120640	5562	0.046	6.62		16 2,4-Dinitrotoluene
25.231	66096	2464	0.037	2.93		17 2-Nitrotoluene
27.215	82074	2925	0.036	3.48		18 4-Nitrotoluene
29.335	83884	2836	0.034	3.37		19 3-Nitrotoluene
32.008	31893	859	0.027	1.02		
34.051	184	54	0.293	0.06		

RT	AREA	HEIGHT	HT/AREA	% HEIGHT	COMPOUNDS
	1423447	83942		100.000	

Total unknown % height = 1.750

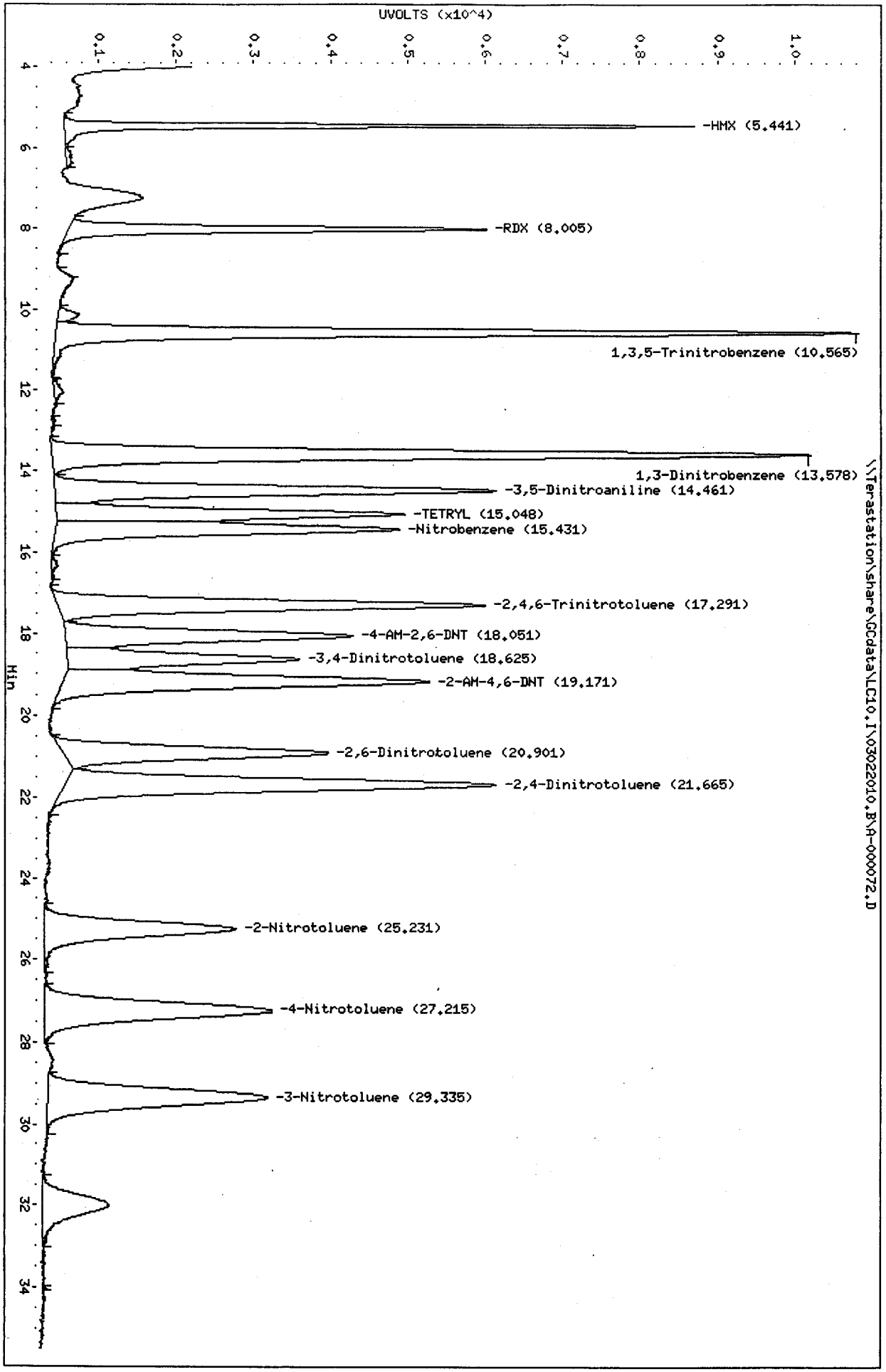

Data File: \\Terastation\share\GCdata\LC10,I\03022010,B\A-000072.D
Date : 04-MAR-2010 20:16
Client ID:
Sample Info: LVWW51DT 0056227 A0B190524-1D;3
Volume Injected (uL): 500.0
Column phase: SYNERGI HYDRORP C18

Instrument: LC10,i
Operator: NS
Column diameter: 4.60

Test America West Sacramento

Method 8330

Data file : \\Terastation\share\GCdata\LC10.I\03022010.B\A-000072.D\A-000072
Lab Smp Id: LVWW51DT 0056227 A0
Inj Date : 04-MAR-2010 20:16
Operator : NS Inst ID: LC10.i
Smp Info : LVWW51DT 0056227 A0B190524-1D;3
Misc Info : MSD;;;10.02;80;2;SOLIDBQSM.sub;SOLIDBQSM.spk;1;1
Comment : SOP SAC-LC-0009
Method : \\Terastation\share\GCdata\LC10.I\03022010.B\8330AB.M\83302.m
Meth Date : 04-Mar-2010 19:23 tap Quant Type: AREA%
Cal Date : 01-MAR-2010 23:38 Cal File: A-000017.d
Als bottle: 72 QC Sample: MSD
Dil Factor: 1.00000
Integrator: Falcon+ Compound Sublist: SOLIDBQSM.sub
Target Version: 4.14
Processing Host: SACP307HPLC

Concentration Formula: Amt * DF * Uf*Vt / Ws * CpndVariable

Name	Value	Description
DF	1.000	Dilution Factor
Uf	1.000	Unit Correction Factor
Vt	80.000	Volume of final extract (mL)(1000 low, 2
Ws	10.020	Weight of sample extracted (g)
Cpnd Variable		Local Compound Variable

RT	AREA	HEIGHT	HT/AREA	% HEIGHT		COMPOUNDS
9.215	3427	196	0.057	0.21		
10.598	3544	213	0.060	0.23		
13.578	77792	5081	0.065	5.69		
14.465	98269	5969	0.061	6.69		
15.048	93884	6003	0.064	6.72		
15.428	124761	6965	0.056	7.80		
16.325	139219	8164	0.059	9.28	11	Nitroglycerin
17.295	110583	6023	0.054	6.75		
18.055	114411	5728	0.050	6.42		
18.625	117461	6115	0.052	6.85	$ 1	3,4-Dinitrotoluene
19.171	109070	5090	0.047	5.70		
20.021	397	88	0.221	0.09		
20.325	3026	178	0.059	0.19		
20.895	137579	6235	0.045	6.98		
21.668	113316	4803	0.042	5.38		
25.238	156794	5901	0.038	6.61		
27.218	128913	4384	0.034	4.91		
28.448	10080	295	0.029	0.33		
29.331	180106	5824	0.032	6.52		
30.508	52979	1573	0.030	1.76		
32.015	11059	406	0.037	0.45		
32.858	144842	3890	0.027	4.36	20	PETN
34.861	1171	79	0.067	0.08		
	1932680	89203		100.000		

Total unknown % height = 79.51

Data File: \\Terastation\share\GCdata\LC10,I\03022010,B\A-000072,D\A-000072,D
Date : 04-MAR-2010 20:16
Client ID:
Instrument: LC10.i
Sample Info: LVWW51DT 0056227 A0B190524-1D;3
Volume Injected (uL): 500.0
Operator: NS
Column phase: SYNERGI HYDRORP C18
Column diameter: 4.60

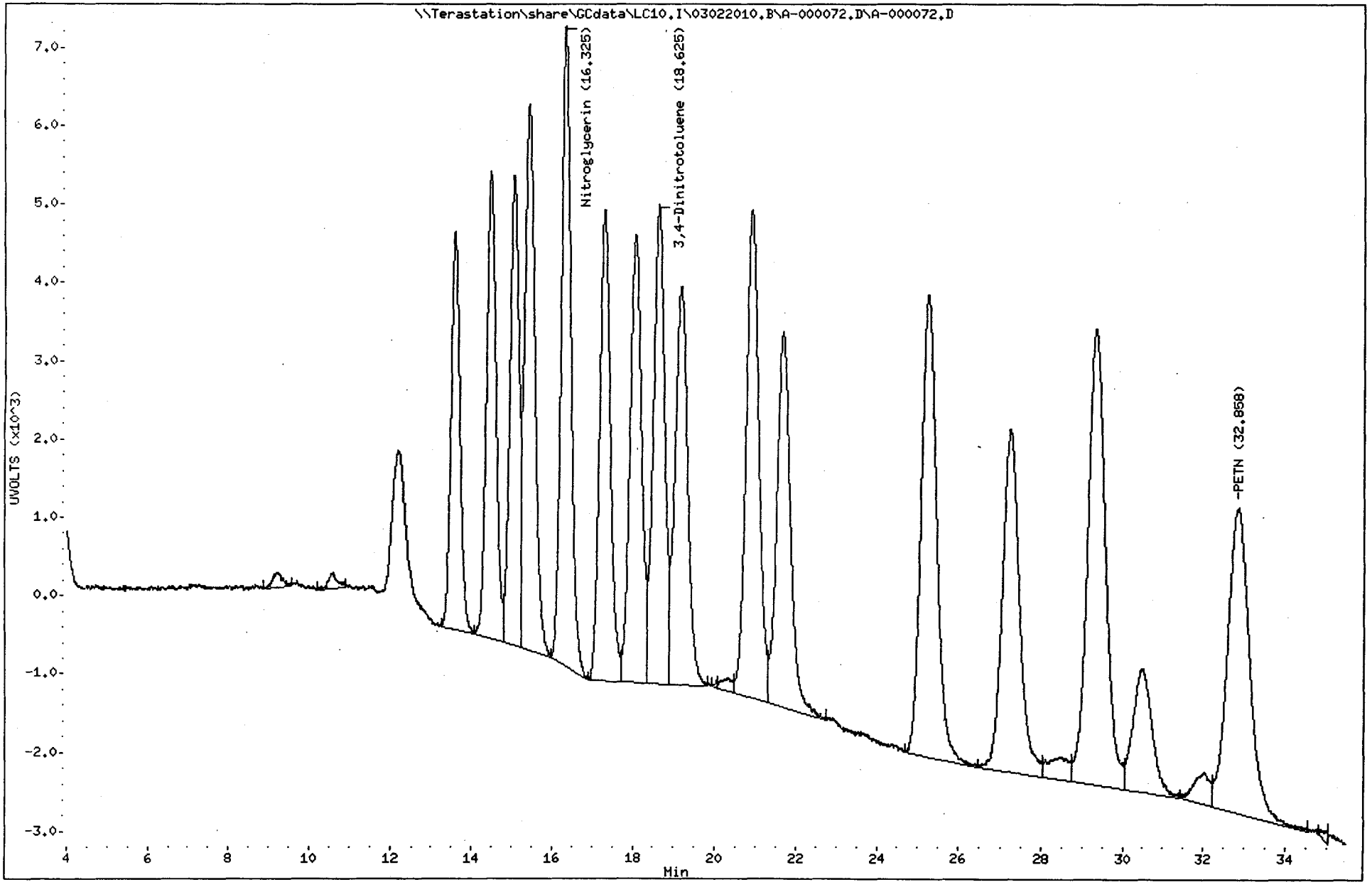

1760
North Canton

TestAmerica West Sacramento

A-000081.D

Chromatography Summary

Injection Date: 3/5/2010 3:33 **Operator:** NS

DataFile: LC10.I\03022010.B\A-000081.D **Vial Num:** 6

Instrument ID: LC10

Method 8330 Target Analyte Results

Sample : **STD_05 10GCSV0072 8330 100ng/mL**

Method File: LC10.I\03022010.B\8330AB.M

Start Cal Date: 3/1/2010 17:59 **End Cal Date:** 3/1/2010 23:38

Dilution Factor	Extract Volume	Sample Volume	Sample Weight
1X	0 mL	0 mL	0 g

Matrix: NONE **SubList:** CAL.sub **SpikeList:**

Samp. Info: STD_05 10GCSV0072 8330 100ng/mL;2

Misc. Info: ;5; ; ; ;3;CAL.sub; ;0;1

	Synergi Hydro-RP C18(250nm-265nm)							Synergi Hydro-RP C18(358nm-205nm)								
Compound Name	**RT**	**Response**	**PPB**	**Spike Level**	**%D**	**Result**	**Flag**	**RT**	**Response**	**PPB**	**Spike Level**	**%D**	**Result**	**Flag**	**Limits(%)**	**Flag**
3,4-Dinitrotoluene	18.68	4755	98.6000<	100	-1%	Acceptable		18.68	9751	99.8900	100	0%	Acceptable		(±15)	
HMX	5.45	13336	100.1000<	100	0%	Acceptable					**100**	**-100%**	**Fails**		(±15)	45
RDX	8.02	9296	103.0000<	100	3%	Acceptable					**100**	**-100%**	**Fails**		(±15)	45
Picric ACID	9.27	18832	214.8000	200	7%	Acceptable		9.27	27743	215.6000<	200	8%	Acceptable		(±15)	
1,3,5-Trinitrobenzene	10.58	16308	101.4000<	100	1%	Acceptable					**100**	**-100%**	**Fails**		(±15)	45
1,3-Dinitrobenzene	13.60	15770	100.4000<	100	0%	Acceptable					**100**	**-100%**	**Fails**		(±15)	45.
TETRYL	15.09	8213	93.5400<	100	-6%	Acceptable					**100**	**-100%**	**Fails**		(±15)	45
Nitrobenzene	15.46	7334	99.0600<	100	-1%	Acceptable					**100**	**-100%**	**Fails**		(±15)	45
2,4,6-Trinitrotoluene	17.33	9087	95.1000<	100	-5%	Acceptable					**100**	**-100%**	**Fails**		(±15)	45
4-AM-2,6-DNT	18.09	6952	97.5200<	100	-2%	Acceptable					**100**	**-100%**	**Fails**		(±15)	45
2-AM-4,6-DNT	19.21	7884	97.1400<	100	-3%	Acceptable					**100**	**-100%**	**Fails**		(±15)	45
2,6-Dinitrotoluene	20.95	5448	96.2000<	100	-4%	Acceptable					**100**	**-100%**	**Fails**		(±15)	45
2,4-Dinitrotoluene	21.72	8912	97.0000<	100	-3%	Acceptable					**100**	**-100%**	**Fails**		(±15)	45
2-Nitrotoluene	25.32	3985	97.8400<	100	-2%	Acceptable					**100**	**-100%**	**Fails**		(±15)	45
4-Nitrotoluene	27.29	4776	98.0500<	100	-2%	Acceptable					**100**	**-100%**	**Fails**		(±15)	45
3-Nitrotoluene	29.42	4721	98.3300<	100	-2%	Acceptable					**100**	**-100%**	**Fails**		(±15)	45
Nitroglycerin				**100**	**-100%**	**Fails**		16.37	6387	101.9000<	100	2%	Acceptable		(±15)	45
PETN				**100**	**-100%**	**Fails**		32.92	3130	99.0100<	100	-1%	Acceptable		(±15)	45
3,5-Dinitroaniline	14.49	10291	99.9300<	100	0%	Acceptable					**100**	**-100%**	**Fails**		(±15)	45
EGDN				**100**	**-100%**	**Fails**					**100**	**-100%**	**Fails**		(±15)	

m 3/5/10

Notes:
M = Manually Integrated
D = Operator Disabled Result
O = Over Calibration Range

Signals Differ by More Than 40%
Signals Differ by More Than 50%

Printed: 3/5/2010 9:06 AM

Test America West Sacramento

Method 8330

Data file : \\Terastation\share\GCdata\LC10.I\03022010.B\A-000081.D
Lab Smp Id: STD_05 10GCSV0072 8
Inj Date : 05-MAR-2010 03:33
Operator : NS Inst ID: LC10.i
Smp Info : STD_05 10GCSV0072 8330 100ng/mL;2
Misc Info : ;5; ; ; ;3;CAL.sub; ;0;1
Comment : SOP SAC-LC-0009
Method : \\Terastation\share\GCdata\LC10.I\03022010.B\8330AB.m
Meth Date : 05-Mar-2010 04:17 tap Quant Type: AREA%
Cal Date : 01-MAR-2010 23:38 Cal File: A-000017.d
Als bottle: 6 Continuing Calibration Sample
Dil Factor: 1.00000
Integrator: Falcon+ Compound Sublist: CAL.sub
Target Version: 4.14
Processing Host: SACP307HPLC

RT	AREA	HEIGHT	HT/AREA	% HEIGHT			COMPOUNDS
5.452	83665	13336	0.159	8.54		2	HMX
8.018	94643	9296	0.098	5.95		3	RDX
8.708	962	97	0.101	0.06			
9.271	250560	18832	0.075	12.16		5	Picric ACID
10.582	205174	16308	0.079	10.45		6	1,3,5-Trinitrobenze
13.605	244793	15770	0.064	10.10		7	1,3-Dinitrobenzene
14.495	167643	10291	0.061	6.59		8	3,5-Dinitroaniline
15.088	130118	8213	0.063	5.26		9	TETRYL
15.458	127711	7334	0.057	4.70		10	Nitrobenzene
17.335	161143	9087	0.056	5.82		12	2,4,6-Trinitrotolue
18.095	130366	6952	0.053	4.45		13	4-AM-2,6-DNT
18.682	86292	4755	0.055	3.04	$	1	3,4-Dinitrotoluene
19.215	162554	7884	0.049	5.05		14	2-AM-4,6-DNT
20.951	110254	5448	0.049	3.49		15	2,6-Dinitrotoluene
21.725	192947	8912	0.046	5.71		16	2,4-Dinitrotoluene
25.318	103271	3985	0.039	2.55		17	2-Nitrotoluene
27.288	134995	4776	0.035	3.06		18	4-Nitrotoluene
29.418	143915	4721	0.033	3.02		19	3-Nitrotoluene
	2531004	155997		100.000			

Total unknown % height = 0.06000

Data File: \\Terastation\share\GCdata\LC10.I\03022010.B\A-000081.D
Date : 05-MAR-2010 03:33
Client ID:
Sample Info: STD_05 10GCSV0072 8330 100ng/mL;2

Instrument: LC10.i
Operator: NS
Column diameter: 4.60

Column phase: SYNERGI HYDRORP C18

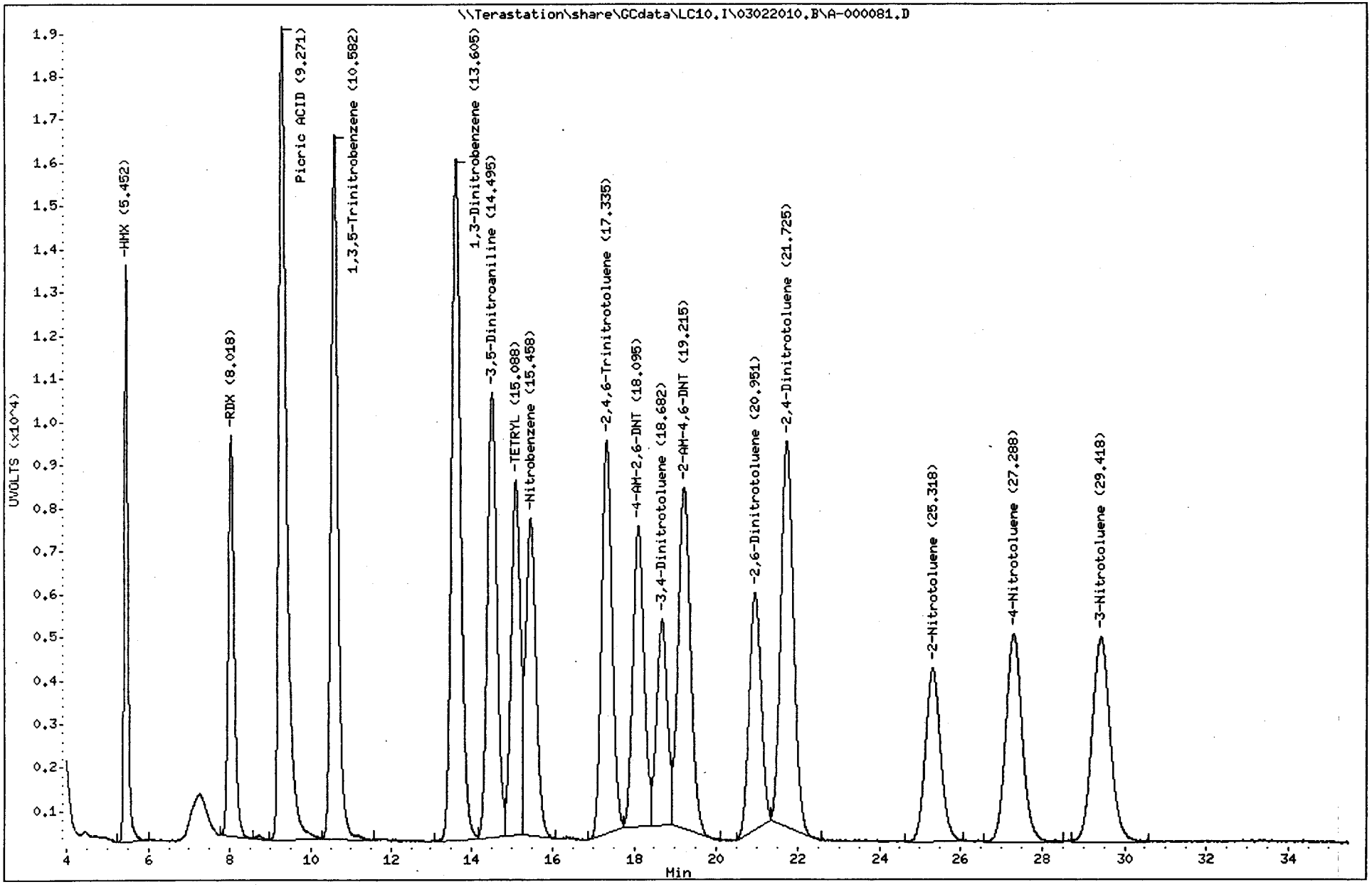

1763
North Canton

Test America West Sacramento

Method 8330

Data file : \\Terastation\share\GCdata\LC10.I\03022010.B\A-000081.D\A-000081
Lab Smp Id: STD_05 10GCSV0072 8
Inj Date : 05-MAR-2010 03:33
Operator : NS Inst ID: LC10.i
Smp Info : STD_05 10GCSV0072 8330 100ng/mL;2
Misc Info : ;5; ; ; ;3;CAL.sub; ;0;1
Comment : SOP SAC-LC-0009
Method : \\Terastation\share\GCdata\LC10.I\03022010.B\8330AB.M\83302.m
Meth Date : 05-Mar-2010 04:17 tap Quant Type: AREA%
Cal Date : 01-MAR-2010 23:38 Cal File: A-000017.d
Als bottle: 6 Continuing Calibration Sample
Dil Factor: 1.00000
Integrator: Falcon+ Compound Sublist: CAL.sub
Target Version: 4.14
Processing Host: SACP307HPLC

RT	AREA	HEIGHT	HT/AREA	% HEIGHT		COMPOUNDS
9.271	369875	27743	0.075	17.29		5 Picric ACID
10.568	4312	282	0.065	0.17		
13.608	126387	8179	0.065	5.06		
14.492	177189	10819	0.061	6.70		
15.088	176173	11133	0.063	6.90		
15.462	204102	11503	0.056	7.13		
16.368	107519	6387	0.059	3.95		11 Nitroglycerin
17.332	178672	9813	0.055	6.08		
18.095	207576	10648	0.051	6.60		
18.682	188914	9751	0.052	6.04	$	1 3,4-Dinitrotoluene
19.218	182150	8570	0.047	5.31		
20.948	213710	9836	0.046	6.09		
21.728	177078	7442	0.042	4.61		
23.392	1246	53	0.043	0.03		
25.308	251099	9612	0.038	5.95		
27.298	193333	6936	0.036	4.29		
28.495	817	90	0.110	0.05		
29.415	281465	9274	0.033	5.74		
30.785	1364	55	0.040	0.03		
31.942	469	69	0.147	0.04		
32.925	129700	3130	0.024	1.94		20 PETN
	3173151	161325		100.000		

Total unknown % height = 70.78

Data File: \\Terastation\share\GCdata\LC10,I\03022010,B\A-000081,D\A-000081,D
Date : 05-MAR-2010 03:33
Client ID:
Sample Info: STD_05 10GCSV0072 8330 100ng/mL;2

Instrument: LC10,i
Operator: NS
Column diameter: 4.60

Column phase: SYNERGI HYDRORP C18

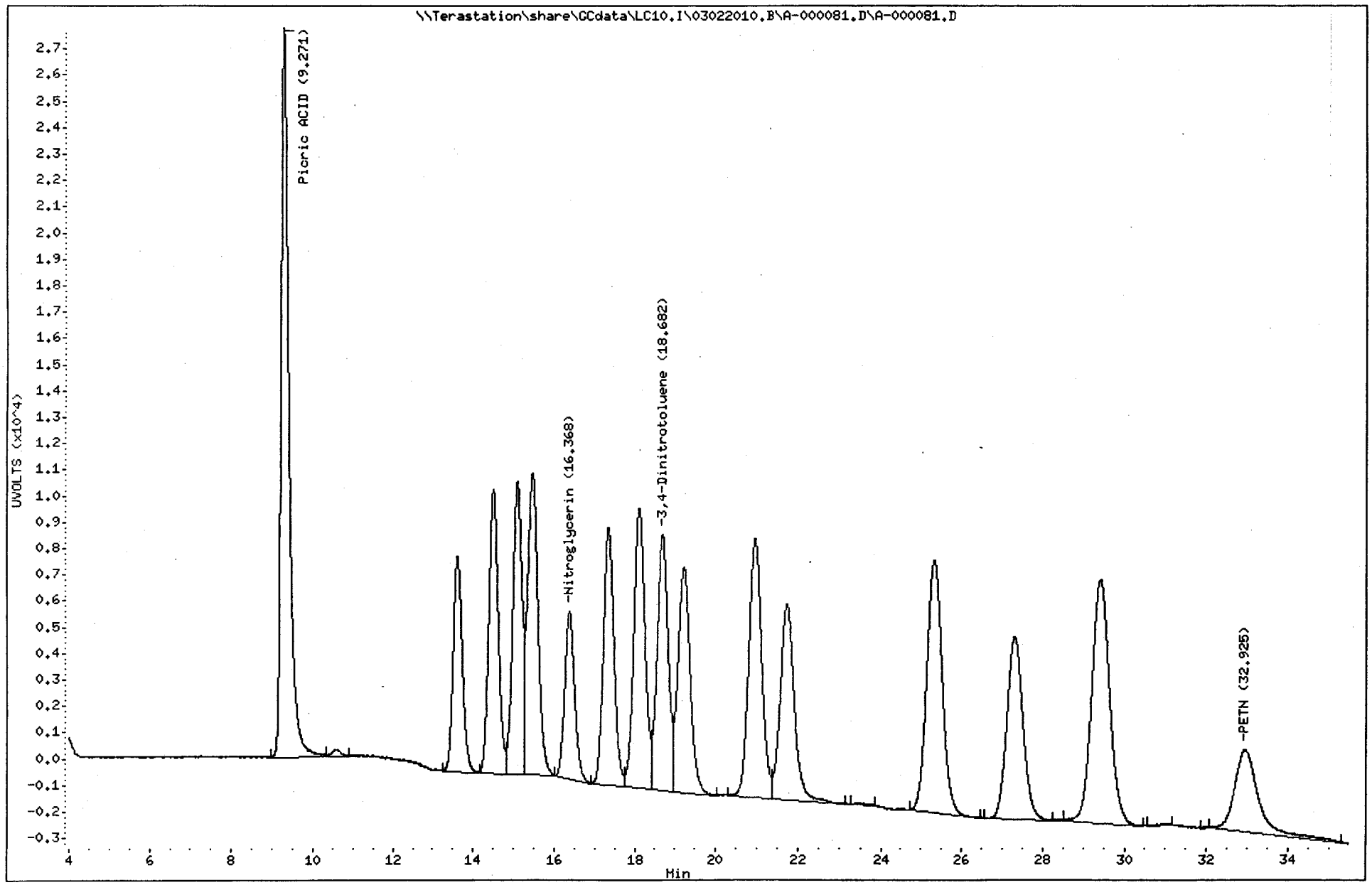

1765
North Canton

TestAmerica West Sacramento
GC/LC INSTRUMENT LOG

Inst ID: LC9 Batch ID: 03032010
Method : Method 8330 Test : SOP WS-LC-0009
ICAL Date: See Calibration Report

Date	Time	Operator	Sample ID	File ID	Vol or Wt	Extract Vol	Diln	Comments
03-MAR-2010	16:22	NS	8330 Primer L6	C-000001.	0 g	0 mL	1	
03-MAR-2010	17:28	NS	8330 Primer L6	C-000002.	0 g	0 mL	1	
03-MAR-2010	18:34	NS	BLANK	C-000003.	0 g	0 mL	1	
03-MAR-2010	19:39	NS	8330 10GCSV0046 ICAL L1	C-000004.	0 g	0 mL	1	
03-MAR-2010	20:45	NS	8330 10GCSV0047 ICAL L2	C-000005.	0 g	0 mL	1	
03-MAR-2010	21:50	NS	8330 10GCSV0048 ICAL L3	C-000006.	0 g	0 mL	1	
03-MAR-2010	22:56	NS	8330 10GCSV0049 ICAL L4	C-000007.	0 g	0 mL	1	
04-MAR-2010	00:01	NS	8330 10GCSV0072 ICAL L5	C-000008.	0 g	0 mL	1	
04-MAR-2010	01:07	NS	8330 09GCSV0482 ICAL L6	C-000009.	0 g	0 mL	1	
04-MAR-2010	02:12	NS	8330 10GCSV0050 ICAL L7	C-000010.	0 g	0 mL	1	
04-MAR-2010	03:18	NS	8330 10GCSV0051 ICAL L8	C-000011.	0 g	0 mL	1	
04-MAR-2010	04:23	NS	BLANK	C-000012.	0 g	0 mL	1	
04-MAR-2010	05:29	NS	8330 10GCSV0058 ICV Std L5	C-000013.	0 g	0 mL	1	
04-MAR-2010	06:34	NS	8330 10GCSV0074 MRL 5-50 ng/mL	C-000014.	0 g	0 mL	1	
04-MAR-2010	07:40	NS	8330 Primer L6	C-000015.	0 g	0 mL	1	
04-MAR-2010	08:45	NS	STD_06 09GCSV0482 8330 200-500	C-000016.	0 g	0 mL	1	
04-MAR-2010	09:51	NS	LV7NF1AA 0061228 G0C020000-MB	C-000017.	10 g	80 mL	1	
04-MAR-2010	10:57	NS	LV03V1A8 0061228 A0B230467-1	C-000018.	10.03 g	80 mL	1	
04-MAR-2010	12:02	NS	LV0311A4 0061228 A0B230467-3	C-000019.	10 g	80 mL	1	
04-MAR-2010	13:08	NS	LV3R01AA 0056227 G0B250000-MB	C-000020.	10 g	80 mL	1	
04-MAR-2010	14:13	NS	LVTQQ1A4 0056227 A0B180429-1	C-000021.	10.06 g	80 mL	1	
04-MAR-2010	15:19	NS	LVTQ11AF 0056227 A0B180429-2	C-000022.	10.03 g	80 mL	1	
04-MAR-2010	16:24	NS	LVTQ31AF 0056227 A0B180429-4	C-000023.	10.01 g	80 mL	1	
04-MAR-2010	17:30	NS	LVTVA1AF 0056227 A0B180429-15	C-000024.	10.05 g	80 mL	1	
04-MAR-2010	18:35	NS	STD_05 10GCSV0072 8330 100-200	C-000025.	0 g	0 mL	1	
04-MAR-2010	19:41	NS	LVVF11AK 0056227 A0B180524-4	C-000026.	10.26 g	80 mL	1	
04-MAR-2010	20:46	NS	LVVF61AK 0056227 A0B180524-5	C-000027.	10.14 g	80 mL	1	
04-MAR-2010	21:52	NS	LVWW51DQ 0056227 A0B190524-1	C-000028.	9.99 g	80 mL	1	
04-MAR-2010	22:58	NS	LVWW91A8 0056227 A0B190524-2	C-000029.	10.08 g	80 mL	1	
05-MAR-2010	00:03	NS	LVWXC1AK 0056227 A0B190524-3	C-000030.	10.1 g	80 mL	1	
05-MAR-2010	01:09	NS	LVWXF1A5 0056227 A0B190524-4	C-000031.	10.16 g	80 mL	1	
05-MAR-2010	02:14	NS	LVWX01A4 0056227 A0B190524-9	C-000032.	10.06 g	80 mL	1	
05-MAR-2010	03:20	NS	LVWX11A8 0056227 A0B190524-10	C-000033.	10.1 g	80 mL	1	
05-MAR-2010	04:26	NS	LVWX81A8 0056227 A0B190524-13	C-000034.	10.1 g	80 mL	1	
05-MAR-2010	05:31	NS	STD_05 10GCSV0072 8330 100-200	C-000035.	0 g	0 mL	1	
05-MAR-2010	06:37	NS	LV9LJ1AA 0063069 G0C040000-MB	C-000036.	1000 mL	20 mL	1	
05-MAR-2010	07:42	NS	LV7HC1AA 0063069 G0C020446-1	C-000037.	1028.92 mL	20 mL	1	
05-MAR-2010	08:48	NS	LV7HK1AA 0063069 G0C020446-2	C-000038.	1008.59 mL	20 mL	1	
05-MAR-2010	09:53	NS	LV7HM1AC 0063069 G0C020446-3	C-000039.	1017.72 mL	20 mL	1	
05-MAR-2010	10:59	NS	LV7JN1AA 0063069 G0C020450-1	C-000040.	1026.48 mL	20 mL	1	
05-MAR-2010	12:05	NS	LV7JQ1AA 0063069 G0C020450-2	C-000041.	1031.44 mL	20 mL	1	
05-MAR-2010	13:10	NS	LV80F1AA 0062206 G0C030000-MB	C-000042.	1000 mL	20 mL	1	
05-MAR-2010	14:16	NS	LV72N1AC 0062206 G0C020502-1	C-000043.	1021.89 mL	20 mL	1	
05-MAR-2010	15:22	NS	LV72P1AC 0062206 G0C020502-2	C-000044.	1019.23 mL	20 mL	1	
05-MAR-2010	16:27	NS	STD_05 10GCSV0072 8330 100-200	C-000045.	0 g	0 mL	1	
05-MAR-2010	17:33	NS	LV72Q1AC 0062206 G0C020502-3	C-000046.	1007.65 mL	20 mL	1	
05-MAR-2010	18:38	NS	LV72T1AC 0062206 G0C020502-4	C-000047.	1005.04 mL	20 mL	1	
05-MAR-2010	19:44	NS	LV72W1AC 0062206 G0C020502-5	C-000048.	1003.62 mL	20 mL	1	
05-MAR-2010	20:49	NS	LV72X1AC 0062206 G0C020502-6	C-000049.	1013.93 mL	20 mL	1	
05-MAR-2010	21:55	NS	LV8AD1AA 0062040 G0C030000-MB	C-000050.	1000 mL	20 mL	1	

Sequence continued on next page

Page 2 of Batch 03032010 on Instrument LC9
For header information, refer to the first page of this batch's log.

Date	Time	Operator	Sample ID	File ID	Vol or Wt	Extract Vol	Diln	Comments
05-MAR-2010	23:01	NS	LV8AD1AD 0062040 G0C030000-FB	C-000051.	1000 mL	20 mL	1	
06-MAR-2010	00:06	NS	LV42G1A5 0062040 A0B260454-7	C-000052.	1028.6 mL	20 mL	1	
06-MAR-2010	01:11	NS	LV4241A5 0062040 A0B260454-12	C-000053.	1023.03 mL	20 mL	1	
06-MAR-2010	02:17	NS	LV4281AT 0062040 A0B260454-13	C-000054.	976.97 mL	20 mL	1	
06-MAR-2010	03:22	NS	STD_05 10GCSV0072 8330 100-200	C-000055.	0 g	0 mL	1	
06-MAR-2010	04:28	NS	LV43C1AK 0062040 A0B260454-14	C-000056.	980.86 mL	20 mL	1	
06-MAR-2010	05:33	NS	LV43H1A5 0062040 A0B260454-17	C-000057.	1001.38 mL	20 mL	1	
06-MAR-2010	06:39	NS	LV9NF1AA 0063098G0C040000-MB	C-000058.	1000 mL	20 mL	1	
06-MAR-2010	07:44	NS	LV8931AA 0063098 G0C030534-1	C-000059.	999.62 mL	20 mL	1	
06-MAR-2010	08:50	NS	LV9AD1AA 0063098 G0C030534-2	C-000060.	1020.66 mL	20 mL	1	
06-MAR-2010	09:55	NS	LV9AE1AA 0063098 G0C030534-3	C-000061.	999.51 mL	20 mL	1	
06-MAR-2010	11:01	NS	LV9AG1AA 0063098 G0C030534-4	C-000062.	1008.69 mL	20 mL	1	
06-MAR-2010	12:06	NS	LV9AH1AA 0063098 G0C030534-5	C-000063.	1018.07 mL	20 mL	1	
06-MAR-2010	13:12	NS	LV9AJ1AA 0063098 G0C030534-6	C-000064.	1020.01 mL	20 mL	1	
06-MAR-2010	14:17	NS	STD_05 10GCSV0072 8330 100-200	C-000065.	0 g	0 mL	1	
06-MAR-2010	15:23	NS	LV9AL1AA 0063098 G0C030534-7	C-000066.	1021.98 mL	20 mL	1	
06-MAR-2010	16:28	NS	LV9AQ1AA 0063098 G0C030534-8	C-000067.	1009.5 mL	20 mL	1	
06-MAR-2010	17:33	NS	LV9AT1AA 0063098 G0C030534-9	C-000068.	1014.07 mL	20 mL	1	
06-MAR-2010	18:40	NS	LV9AX1AA 0063098 G0C030534-10	C-000069.	999.6 mL	20 mL	1	
06-MAR-2010	19:45	NS	LV9A01AA 0063098 G0C030534-11	C-000070.	1010.41 mL	20 mL	1	
06-MAR-2010	20:51	NS	LV9A11AA 0063098 G0C030534-12	C-000071.	976.57 mL	20 mL	1	
06-MAR-2010	21:56	NS	LV9A61AA 0063098 G0C030534-13	C-000072.	1008.79 mL	20 mL	1	
06-MAR-2010	23:02	NS	LV9A71AA 0063098 G0C030534-14	C-000073.	1018.41 mL	20 mL	1	
07-MAR-2010	00:07	NS	LV9A81AA 0063098 G0C030534-15	C-000074.	1011.12 mL	20 mL	1	
07-MAR-2010	01:13	NS	STD_05 10GCSV0072 8330 100-200	C-000075.	0 g	0 mL	1	

C-000016.D

Chromatography Summary

Method 8330 Target Analyte Results

Injection Date: 3/4/2010 8:45 Operator: NS
DataFile: LC9.I\03032010.B\C-000016.D Vial Num: 3
Instrument ID: LC9

Sample : **STD_06 09GCSV0482 8330 200-500ng/mL**

Method File: LC9.I\03032010.B\8330METCNAB.M
Start Cal Date: 3/3/2010 19:39 End Cal Date: 3/4/2010 3:18

Matrix: NONE SubList: CAL.sub SpikeList:
Samp. Info: STD_06 09GCSV0482 8330 200-500ng/mL;2
Misc. Info: ;6;;;;3;CAL.sub;;0;0;

Dilution Factor	Extract Volume	Sample Volume	Sample Weight
1X	0 mL	0 mL	0 g

	Zorbax Cyano(250nm)							Zorbax Cyano(250nm-205nm)								
Compound Name	RT	Response	PPB	Spike Level	%D	Result	Flag	RT	Response	PPB	Spike Level	%D	Result	Flag	Limits(%)	Flag
3,4-Dinitrotoluene	36.92	6191	199.0000<	200	-1%	Acceptable					200	-100%	Fails		(±15)	45
HMX	41.22	7671	196.2000<	200	-2%	Acceptable					200	-100%	Fails		(±15)	45
RDX	28.31	6799	196.2000<	200	-2%	Acceptable					200	-100%	Fails		(±15)	45
Picric ACID				500	-100%	Fails					500	-100%	Fails		(±15)	
1,3,5-Trinitrobenzene	22.44	11872	196.7000<	200	-2%	Acceptable					200	-100%	Fails		(±15)	45
1,3-Dinitrobenzene	20.59	15839	198.7000<	200	-1%	Acceptable					200	-100%	Fails		(±15)	45
TETRYL	46.76	29282	211.2000<	200	6%	Acceptable					200	-100%	Fails		(±15)	45
Nitrobenzene	18.20	7790	203.2000<	200	2%	Acceptable					200	-100%	Fails		(±15)	45
2,4,6-Trinitrotoluene	38.22	9517	201.3000<	200	1%	Acceptable					200	-100%	Fails		(±15)	45
4-AM-2,6-DNT	34.21	8139	200.3000<	200	0%	Acceptable					200	-100%	Fails		(±15)	45
2-AM-4,6-DNT	33.38	12333	188.4000<	200	-6%	Acceptable					200	-100%	Fails		(±15)	45
2,6-Dinitrotoluene	31.09	7168	192.9000<	200	-4%	Acceptable					200	-100%	Fails		(±15)	45
2,4-Dinitrotoluene	29.74	11825	195.7000<	200	-2%	Acceptable					200	-100%	Fails		(±15)	45
2-Nitrotoluene	25.96	6983	393.4000	400	-2%	Acceptable					400	-100%	Fails		(±15)	45
4-Nitrotoluene				400	-100%	Fails					400	-100%	Fails		(±15)	
3-Nitrotoluene	26.62	5035	196.4000<	200	-2%	Acceptable					200	-100%	Fails		(±15)	45
Nitroglycerin				200	-100%	Fails		45.07	9894	205.2000	200	3%	Acceptable		(±15)	45
PETN				200	-100%	Fails		49.99	43799	198.6000<	200	-1%	Acceptable		(±15)	45
3,5-Dinitroaniline	27.49	10855	198.1000	200	-1%	Acceptable					200	-100%	Fails		(±15)	45
EGDN				200	-100%	Fails					200	-100%	Fails		(±15)	

mr 3/4/10

Notes:
M = Manually Integrated
D = Operator Disabled Result
O = Over Calibration Range

Signals Differ by More Than 40%
Signals Differ by More Than 50%

Printed: 3/4/2010 10:18 AM

TestAmerica West Sacramento

Method 8330

Data file : \\Terastation\share\GCdata\LC9.I\03032010.B\C-000016.D
Lab Smp Id: STD_06 09GCSV0482 8
Inj Date : 04-MAR-2010 08:45
Operator : NS Inst ID: LC9.i
Smp Info : STD_06 09GCSV0482 8330 200-500ng/mL;1
Misc Info : ;6;;;;3;CAL.sub;;0;0;
Comment : SOP WS-LC-0009
Method : \\Terastation\share\GCdata\LC9.I\03032010.B\8330METCNAB.m
Meth Date : 04-Mar-2010 09:46 tap Quant Type: AREA%
Cal Date : 04-MAR-2010 03:18 Cal File: C-000011.d
Als bottle: 3 Calibration Sample, Level: 6
Dil Factor: 1.00000
Integrator: HP Genie Compound Sublist: CAL.sub
Target Version: 4.14
Processing Host: SACP307WW

RT	AREA	HEIGHT	HT/AREA	% HEIGHT			COMPOUNDS
16.712	3764	24	0.006	0.01			
18.195	1183825	7790	0.007	4.84		13	Nitrobenzene
20.590	2500148	15839	0.006	9.84		10	1,3-Dinitrobenzene
22.438	2106263	11872	0.006	7.38		9	1,3,5-Trinitrobenze
24.561	6427	50	0.008	0.03			
25.956	1345003	6983	0.005	4.34		20	2-Nitrotoluene
26.623	757236	5035	0.007	3.13		22	3-Nitrotoluene
27.492	1729902	10855	0.006	6.75		11	3,5-Dinitroaniline
28.307	1024397	6799	0.007	4.22		7	RDX
29.739	2051402	11825	0.006	7.35		19	2,4-Dinitrotoluene
31.090	1270704	7168	0.006	4.45		18	2,6-Dinitrotoluene
33.384	1699566	12333	0.007	7.66		17	2-AM-4,6-DNT
34.207	1481024	8139	0.005	5.06		16	4-AM-2,6-DNT
36.921	943223	6191	0.007	3.84	$	1	3,4-Dinitrotoluene
38.220	1794282	9517	0.005	5.91		15	2,4,6-Trinitrotolue
41.222	852284	7671	0.009	4.77		4	HMX
43.442	3277	36	0.011	0.02			
45.066	12701	101	0.008	0.06			
46.764	1516134	29282	0.019	18.31		12	TETRYL
48.672	60269	191	0.003	0.11			
49.322	40115	409	0.010	0.25			
50.011	123740	2642	0.021	1.64			
52.157	34561	62	0.002	0.03			
	22540248	160814		100.000			

Total unknown % height = 2.150

Data File: \\Terastation\share\GCdata\LC9.I\03032010.B\C-000016.D
Date : 04-MAR-2010 08:45
Client ID:
Sample Info: STD_06 09GCSV0482 8330 200-500ng/mL:1

Instrument: LC9.i
Operator: NS
Column diameter: 4.60

Column phase: Agilent ZorbaxCyano

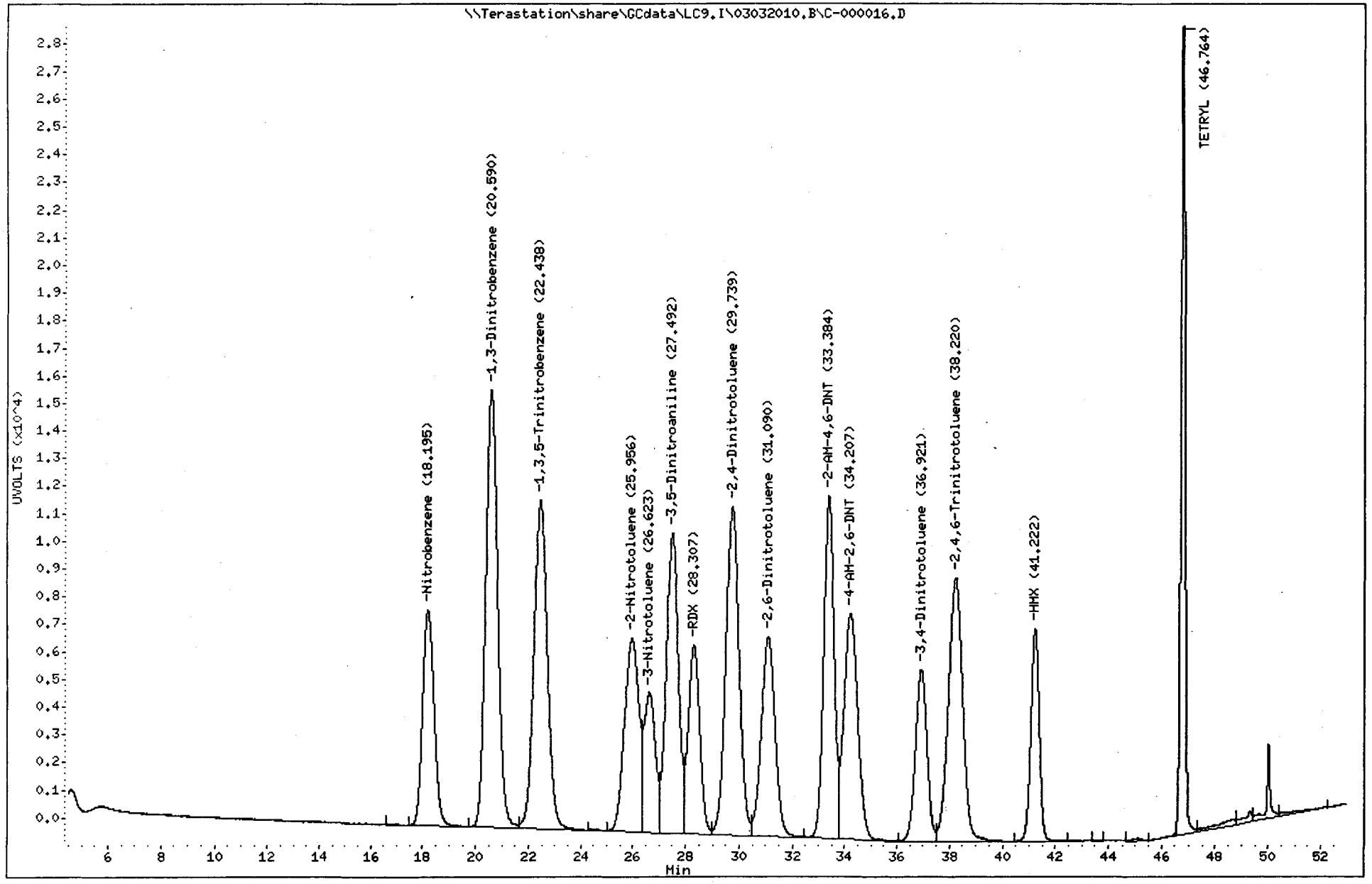

1770

North Canton

TestAmerica West Sacramento

Method 8330

Data file : \\Terastation\share\GCdata\LC9.I\03032010.B\C-000016.D\C-000016.
Lab Smp Id: STD_06 09GCSV0482 8
Inj Date : 04-MAR-2010 08:45
Operator : NS Inst ID: LC9.i
Smp Info : STD_06 09GCSV0482 8330 200-500ng/mL;1
Misc Info : ;6;;;;3;CAL.sub;;0;0;
Comment : SOP WS-LC-0009
Method : \\Terastation\share\GCdata\LC9.I\03032010.B\8330METCNAB.M\8330CN
Meth Date : 04-Mar-2010 09:46 tap Quant Type: AREA%
Cal Date : 04-MAR-2010 03:18 Cal File: C-000011.d
Als bottle: 3 Calibration Sample, Level: 6
Dil Factor: 1.00000
Integrator: HP Genie Compound Sublist: CAL.sub
Target Version: 4.14
Processing Host: SACP307WW

RT	AREA	HEIGHT	HT/AREA	% HEIGHT	COMPOUNDS
45.070	1085447	9894	0.009	17.09	14 Nitroglycerin
49.322	126605	3526	0.028	6.09	
49.655	60207	665	0.011	1.14	
49.991	1213562	43799	0.036	75.68	23 PETN
	2485821	57884		100.000	

Total unknown % height = 7.230

Data File: \\Terastation\share\GCdata\LC9.I\03032010.B\C-000016.D\C-000016.D
Date : 04-MAR-2010 08:45
Client ID:
Sample Info: STD_06 09GCSV0482 8330 200-500ng/mL:1

Instrument: LC9.i
Operator: NS
Column diameter: 4.60

Column phase: Agilent ZorbaxCyano

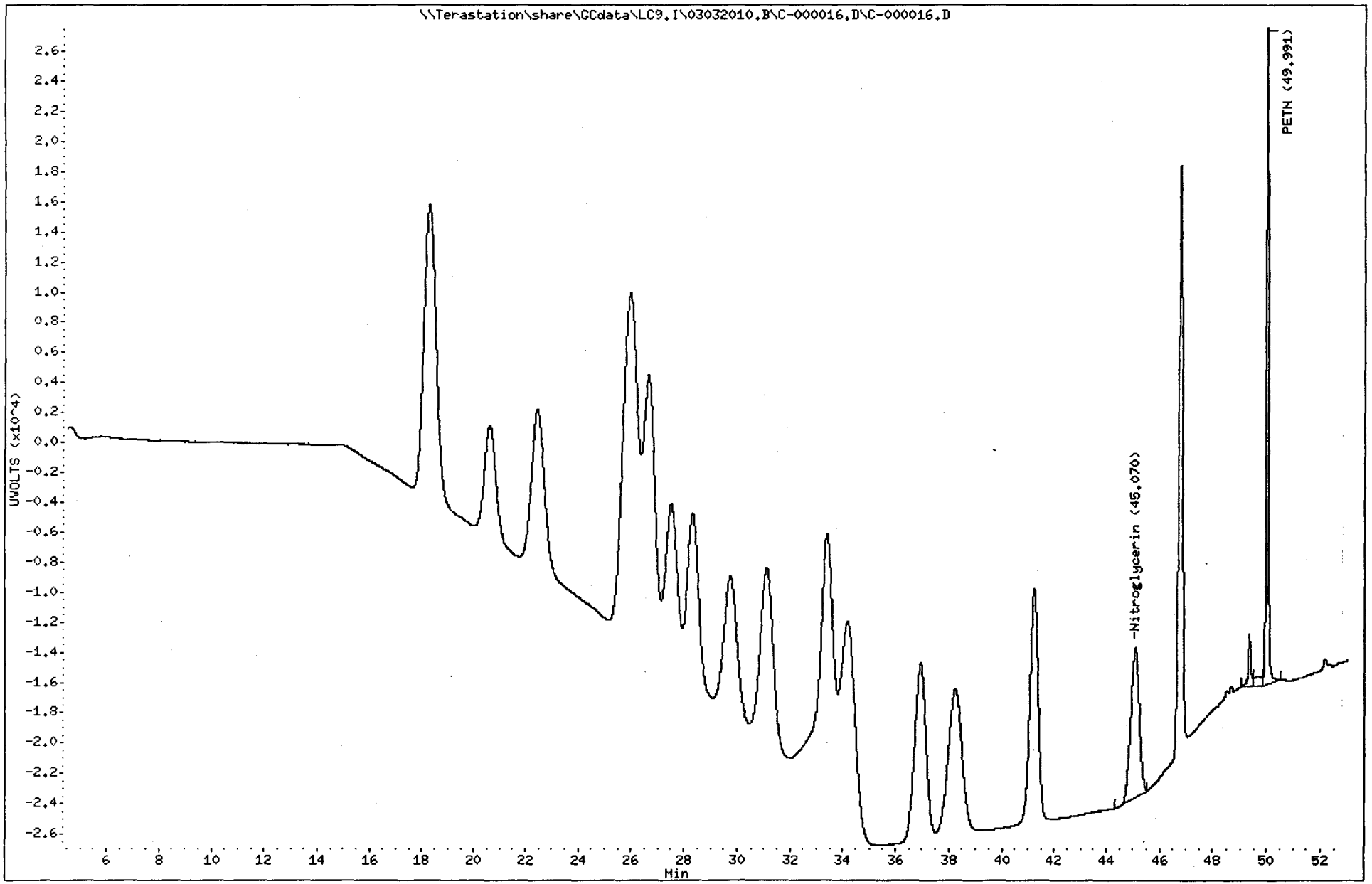

1772

North Canton

TestAmerica West Sacramento

C-000020.D

Chromatography Summary

Injection Date: 3/4/2010 13:08 **Operator:** NS

DataFile: LC9.I\03032010.B\C-000020.D **Vial Num:** 41

Instrument ID: LC9

Method 8330 Target Analyte Results

Sample : **LV3R01AA 0056227 G0B250000-MB**

Method File: LC9.I\03032010.B\8330METCNAB.M

Start Cal Date: 3/3/2010 19:39 **End Cal Date:** 3/4/2010 3:18

Dilution Factor	Extract Volume	Sample Volume	Sample Weight
1X	80 mL	0 mL	10 g

Matrix: SOIL **SubList:** SOLIDBQSM.sub **SpikeList:**

Samp. Info: LV3R01AA 0056227 G0B250000-MB;0

Misc. Info: ;;;10.00;80;2;SOLIDBQSM.sub;;0;1;

	Zorbax Cyano(250nm)					Zorbax Cyano(250nm-205nm)							
Compound Name	**RT**	**Diff**	**Response**	**Conc (ug/Kg)**	**Flag**	**RT**	**Diff**	**Response**	**Conc (ug/Kg)**	**Flag**	**MDL**	**RL**	**Flag**
3,4-Dinitrotoluene	**36.78**	**-0.139**	**2116**	**544.0000<**							**0.0000**	**0.00**	**45**
HMX											12.1000	250.00	
RDX											12.0000	250.00	
Picric ACID											100.0000	1000.00	
1,3,5-Trinitrobenzene											10.0000	250.00	
1,3-Dinitrobenzene											4.2000	250.00	
TETRYL											10.0000	250.00	
Nitrobenzene	**18.37**	**0.179**	**1341**	**279.8000<**							**17.6000**	**250.00**	**45**
2,4,6-Trinitrotoluene											19.4000	250.00	
4-AM-2,6-DNT	33.90	-0.311	238	10.6900<							10.0000	250.00	45
2-AM-4,6-DNT											12.5000	300.00	
2,6-Dinitrotoluene											7.3000	250.00	
2,4-Dinitrotoluene											5.3000	250.00	
2-Nitrotoluene											13.0000	250.00	
4-Nitrotoluene											18.2000	500.00	
3-Nitrotoluene											15.5000	250.00	
Nitroglycerin											15.0000	500.00	
PETN						49.94	-0.021	894	32.4300<		25.0000	500.00	45
3,5-Dinitroaniline	27.18	-0.309	122	17.8100							8.8000	1300.00	45

> not cmf. M 3/9/10

not cmf.

N/A

Surrogates:	**Spiked**	**Recovered**	**%Rec**	**Spiked**	**Recovered**	**%Rec**	**Limits**
3,4-Dinitrotoluene	**500.0000**	**544.0000**	**109**	**500.0000**		**0**	**(81-127)**

Notes:
M = Manually Integrated
D = Operator Disabled Result
O = Over Calibration Range
Signals Differ by More Than 40%
Signals Differ by More Than 50%

Printed: 3/4/2010 2:32 PM

TestAmerica West Sacramento

Method 8330

Data file : \\Terastation\share\GCdata\LC9.I\03032010.B\C-000020.d
Lab Smp Id: LV3R01AA 0056227 G0
Inj Date : 04-MAR-2010 13:08
Operator : NS Inst ID: LC9.i
Smp Info : LV3R01AA 0056227 G0B250000-MB;0
Misc Info : ;;;10.00;80;2;SOLIDBQSM.sub;;0;1;
Comment : SOP WS-LC-0009
Method : \\Terastation\share\GCdata\LC9.I\03032010.B\8330METCNAB.m
Meth Date : 04-Mar-2010 10:18 shafern Quant Type: AREA%
Cal Date : 04-MAR-2010 03:18 Cal File: C-000011.d
Als bottle: 41
Dil Factor: 1.00000
Integrator: HP Genie Compound Sublist: SOLIDBQSM.sub
Target Version: 4.14
Processing Host: SACP307FK

Concentration Formula: Amt * DF * Uf*Vt / Ws * CpndVariable

Name	Value	Description
DF	1.000	Dilution Factor
Uf	1.000	Unit Correction Factor
Vt	80.000	Volume of final extract (mL)(1000 low, 2
Ws	10.000	Weight of sample extracted (g)
Cpnd Variable		Local Compound Variable

RT	AREA	HEIGHT	HT/AREA	% HEIGHT		COMPOUNDS
10.350	3258	15	0.005	0.09		
11.424	60343	282	0.005	1.87		
12.733	16093	81	0.005	0.53		
13.547	7361	48	0.007	0.31		
14.265	3179	30	0.009	0.19		
15.503	4478	27	0.006	0.17		
17.323	133594	709	0.005	4.72		
18.375	243639	1341	0.006	8.93		13 Nitrobenzene
20.269	5432	24	0.004	0.15		
22.100	6132	58	0.009	0.38		
27.183	31114	122	0.004	0.81		11 3,5-Dinitroaniline
30.333	10936	47	0.004	0.31		
33.896	80886	238	0.003	1.58		16 4-AM-2,6-DNT
36.782	337183	2116	0.006	14.09	$	1 3,4-Dinitrotoluene
37.255	261772	1854	0.007	12.35		
40.259	12292	79	0.006	0.52		
41.806	2555	20	0.008	0.13		
43.394	6996	28	0.004	0.18		
44.497	6917	40	0.006	0.26		
45.545	144860	1991	0.014	13.26		
47.346	60889	746	0.012	4.96		
47.890	26897	438	0.016	2.91		
48.483	324408	2874	0.009	19.30		
49.559	76519	400	0.005	2.66		

RT	AREA	HEIGHT	HT/AREA	% HEIGHT	COMPOUNDS
50.083	33698	308	0.009	2.05	
51.032	123547	733	0.006	4.88	
51.700	15208	287	0.019	1.91	
52.131	4192	76	0.018	0.50	
	2044379	15012		100.000	

Total unknown % height = 74.59

Data File: \\Terastation\share\GCdata\LC9.I\03032010.B\C-000020.d
Date : 04-MAR-2010 13:08
Client ID:
Sample Info: LV3R01AA 0056227 GOB250000-MB;0
Volume Injected (uL): 500.0
Column phase: Agilent ZorbaxCyano

Instrument: LC9.i
Operator: NS
Column diameter: 4.60

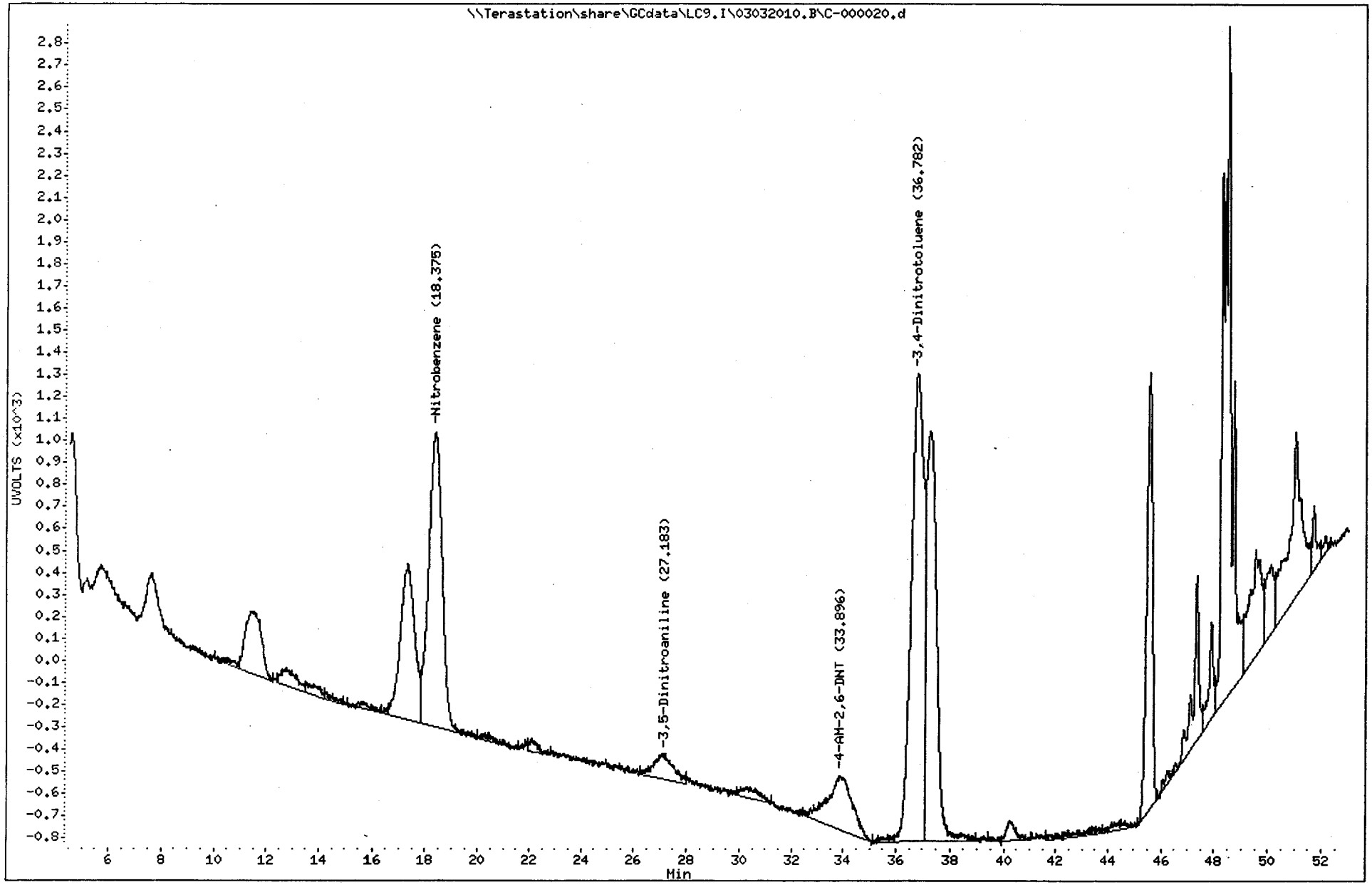

1776
North Canton

TestAmerica West Sacramento

Method 8330

Data file : \\Terastation\share\GCdata\LC9.I\03032010.B\C-000020.d\C-000020.
Lab Smp Id: LV3R01AA 0056227 G0
Inj Date : 04-MAR-2010 13:08
Operator : NS Inst ID: LC9.i
Smp Info : LV3R01AA 0056227 G0B250000-MB;0
Misc Info : ;;;10.00;80;2;SOLIDBQSM.sub;;0;1;
Comment : SOP WS-LC-0009
Method : \\Terastation\share\GCdata\LC9.I\03032010.B\8330METCNAB.M\8330CN
Meth Date : 04-Mar-2010 10:01 shafern Quant Type: AREA%
Cal Date : 04-MAR-2010 03:18 Cal File: C-000011.d
Als bottle: 41
Dil Factor: 1.00000
Integrator: HP Genie Compound Sublist: SOLIDBQSM.sub
Target Version: 4.14
Processing Host: SACP307FK

Concentration Formula: Amt * DF * Uf*Vt / Ws * CpndVariable

Name	Value	Description
DF	1.000	Dilution Factor
Uf	1.000	Unit Correction Factor
Vt	80.000	Volume of final extract (mL)(1000 low, 2
Ws	10.000	Weight of sample extracted (g)
Cpnd Variable		Local Compound Variable

RT	AREA	HEIGHT	HT/AREA	% HEIGHT	COMPOUNDS
17.281	367210	2228	0.006	14.79	
45.548	620663	10479	0.017	69.58	
49.165	53666	1147	0.021	7.61	
49.629	17877	315	0.018	2.09	
49.939	40313	894	0.022	5.93	23 PETN
	1099729	15063		100.000	

Total unknown % height = 94.07

Data File: \\Terastation\share\GCdata\LC9,I\03032010,B\C-000020,d\C-000020,d
Date : 04-MAR-2010 13:08
Client ID:
Instrument: LC9,i
Sample Info: LV3R01AA 0056227 G0B250000-MB;0
Volume Injected (uL): 500,0
Operator: NS
Column phase: Agilent ZorbaxCyano
Column diameter: 4,60

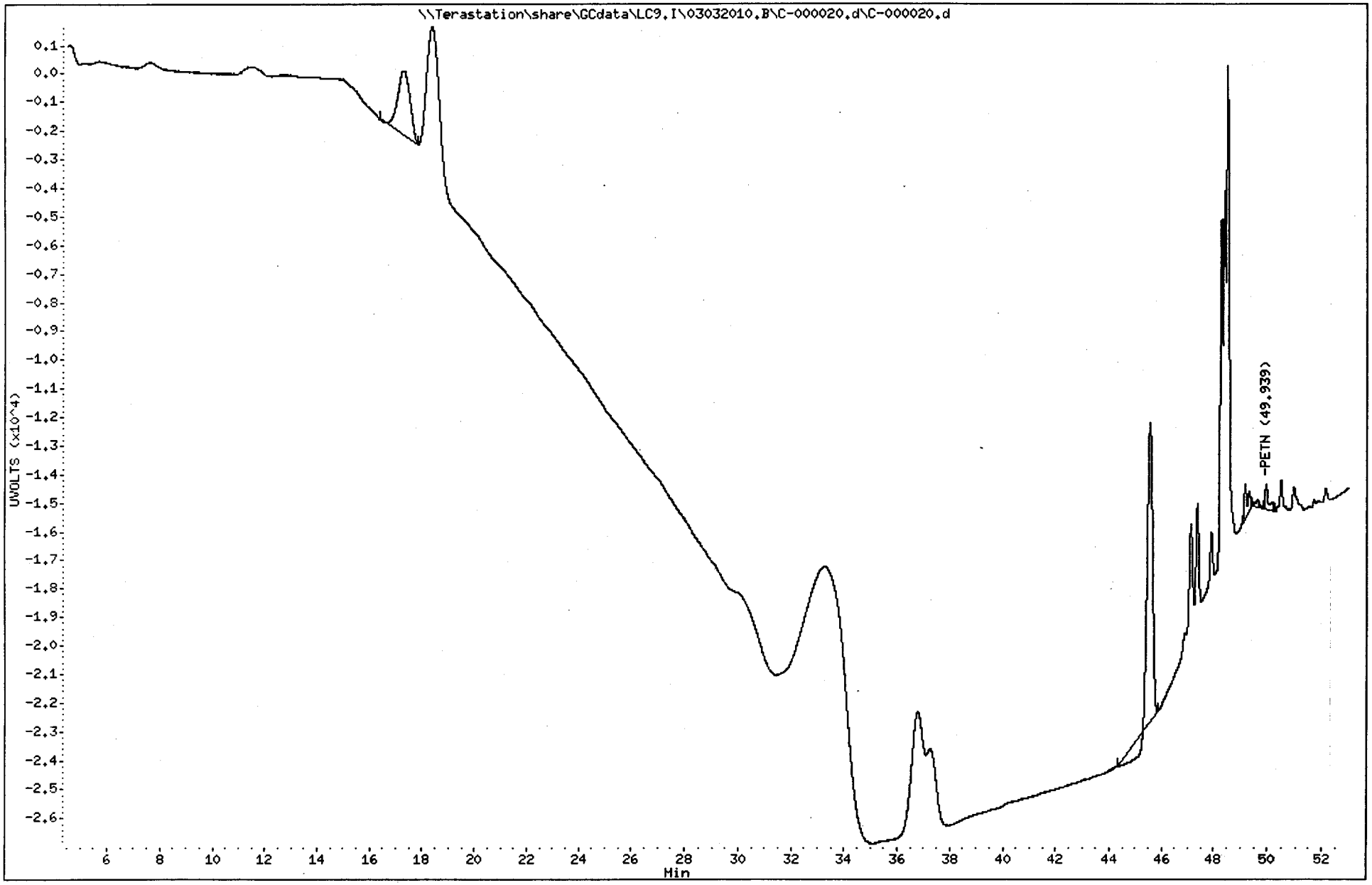

1778
North Canton

TestAmerica West Sacramento

C-000021.D

Chromatography Summary

Injection Date: 3/4/2010 14:13 **Operator:** NS

DataFile: LC9.I\03032010.B\C-000021.D **Vial Num:** 42

Method 8330 Target Analyte Results

Instrument ID: LC9

Sample : **LVTQQ1A4 0056227 A0B180429-1**

Method File: LC9.I\03032010.B\8330METCNAB.M

Start Cal Date: 3/3/2010 19:39 **End Cal Date:** 3/4/2010 3:18

Dilution Factor	Extract Volume	Sample Volume	Sample Weight
1X	80 mL	0 mL	10.06 g

Matrix: SOIL **SubList:** SOLIDBQSM.sub **SpikeList:**

Samp. Info: LVTQQ1A4 0056227 A0B180429-1;0

Misc. Info: ;;;10.06;80;2;SOLIDBQSM.sub;;0;1;

	Zorbax Cyano(250nm)					Zorbax Cyano(250nm-205nm)							
Compound Name	**RT**	**Diff**	**Response**	**Conc (ug/Kg)**	**Flag**	**RT**	**Diff**	**Response**	**Conc (ug/Kg)**	**Flag**	**MDL**	**RL**	**Flag**
3,4-Dinitrotoluene	**36.67**	**0.043**	**1952**	**498.8000<**							**0.0000**	**0.00**	**45**
HMX											12.0278	247.03	
RDX											11.9284	247.03	
Picric ACID											99.4036	988.11	
1,3,5-Trinitrobenzene											9.9404	247.03	
1,3-Dinitrobenzene											4.1750	247.03	
TETRYL											9.9404	247.03	
Nitrobenzene											17.4950	247.03	
2,4,6-Trinitrotoluene											19.2843	247.03	
4-AM-2,6-DNT											9.9404	247.03	
2-AM-4,6-DNT											12.4254	296.43	
2,6-Dinitrotoluene											7.2565	247.03	
2,4-Dinitrotoluene	29.52	0.021	57	7.5020<							5.2684	247.03	45
2-Nitrotoluene	25.81	0.086	54	24.2000							12.9225	247.03	45
4-Nitrotoluene											18.0915	494.05	
3-Nitrotoluene											15.4076	247.03	
Nitroglycerin											14.9105	494.05	
PETN						50.03	0.099	3749	136.2000<		24.8509	494.05	45
3,5-Dinitroaniline											8.7475	1284.54	

NR 3/9/10

not cont.

not cont.

Surrogates:	**Spiked**	**Recovered**	**%Rec**	**Spiked**	**Recovered**	**%Rec**	**Limits**
3,4-Dinitrotoluene	**497.0179**	**498.8000**	**100**	**497.0179**		**0**	**(81-127)**

Notes:
M = Manually Integrated
D = Operator Disabled Result
O = Over Calibration Range

Signals Differ by More Than 40%
Signals Differ by More Than 50%

Printed: 3/9/2010 11:17 AM

TestAmerica West Sacramento

Method 8330

Data file : \\Terastation\share\GCdata\LC9.I\03032010.B\C-000021.d
Lab Smp Id: LVTQQ1A4 0056227 A0
Inj Date : 04-MAR-2010 14:13
Operator : NS Inst ID: LC9.i
Smp Info : LVTQQ1A4 0056227 A0B180429-1;0
Misc Info : ;;;10.06;80;2;SOLIDBQSM.sub;;0;1;
Comment : SOP WS-LC-0009
Method : \\Terastation\share\GCdata\LC9.I\03032010.B\8330METCNAB.m
Meth Date : 08-Mar-2010 13:09 shafern Quant Type: AREA%
Cal Date : 04-MAR-2010 03:18 Cal File: C-000011.d
Als bottle: 42
Dil Factor: 1.00000
Integrator: HP Genie Compound Sublist: SOLIDBQSM.sub
Target Version: 4.14
Processing Host: SACP307FK

Concentration Formula: Amt * DF * Uf*Vt / Ws * CpndVariable

Name	Value	Description
DF	1.000	Dilution Factor
Uf	1.000	Unit Correction Factor
Vt	80.000	Volume of final extract (mL)(1000 low, 2
Ws	10.060	Weight of sample extracted (g)
Cpnd Variable		Local Compound Variable

RT	AREA	HEIGHT	HT/AREA	% HEIGHT		COMPOUNDS
11.594	119807	718	0.006	1.55		
12.796	22556	158	0.007	0.34		
14.125	6581	62	0.009	0.13		
14.679	19194	106	0.006	0.22		
15.937	12286	73	0.006	0.15		
16.749	25447	131	0.005	0.28		
17.309	18401	127	0.007	0.27		
20.090	2740	29	0.011	0.06		
20.802	23231	107	0.005	0.23		
22.040	27015	142	0.005	0.30		
23.090	40570	131	0.003	0.28		
23.759	22805	118	0.005	0.25		
25.813	7192	54	0.008	0.11	20	2-Nitrotoluene
26.064	8841	55	0.006	0.11		
27.141	11076	55	0.005	0.11		
28.559	9085	52	0.006	0.11		
29.521	9481	57	0.006	0.12	19	2,4-Dinitrotoluene
30.478	21201	74	0.003	0.15		
33.589	68603	195	0.003	0.42		
36.666	368789	1952	0.005	4.21	$ 1	3,4-Dinitrotoluene
38.448	2881	28	0.010	0.06		
39.276	8894	54	0.006	0.11		
40.188	29912	159	0.005	0.34		
41.728	16075	137	0.009	0.29		

RT	AREA	HEIGHT	HT/AREA	% HEIGHT	COMPOUNDS
42.833	2860	39	0.014	0.08	
44.582	20760	86	0.004	0.18	
46.211	65328	423	0.006	0.91	
47.064	184526	1175	0.006	2.53	
47.725	256104	1688	0.007	3.64	
48.259	139775	1621	0.012	3.50	
48.547	317615	3949	0.012	8.53	
48.880	228446	2382	0.010	5.14	
49.545	721448	6594	0.009	14.44	
49.874	141709	3637	0.026	7.85	
50.033	237188	4032	0.017	8.71	
50.197	212369	4100	0.019	8.86	
50.449	490178	4776	0.010	10.32	
51.132	759339	4556	0.006	9.84	
51.801	324127	1621	0.005	3.50	
52.819	26905	821	0.031	1.77	
	5031338	46274		100.000	

Total unknown % height = 95.56

Data File: \\Terastation\share\GCdata\LC9.I\03032010.B\C-000021.d
Date : 04-MAR-2010 14:13
Client ID:
Instrument: LC9.i
Sample Info: LVTQQ1A4 0056227 A0B180429-1;0
Volume Injected (uL): 500.0
Operator: NS
Column phase: Agilent ZorbaxCyano
Column diameter: 4.60

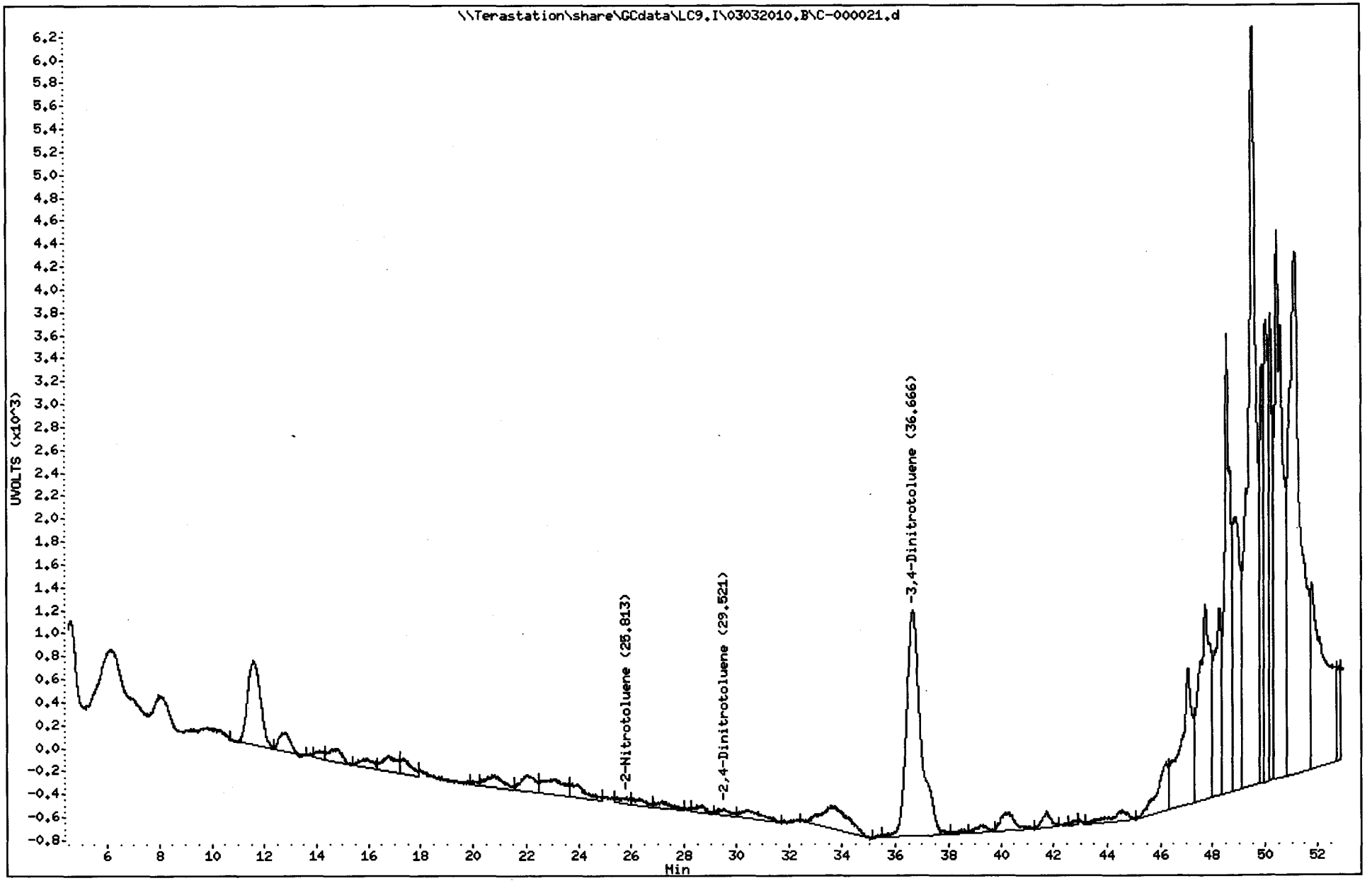

TestAmerica West Sacramento

Method 8330

Data file : \\Terastation\share\GCdata\LC9.I\03032010.B\C-000021.d\C-000021.
Lab Smp Id: LVTQQ1A4 0056227 A0
Inj Date : 04-MAR-2010 14:13
Operator : NS Inst ID: LC9.i
Smp Info : LVTQQ1A4 0056227 A0B180429-1;0
Misc Info : ;;;10.06;80;2;SOLIDBQSM.sub;;0;1;
Comment : SOP WS-LC-0009
Method : \\Terastation\share\GCdata\LC9.I\03032010.B\8330METCNAB.M\8330CN
Meth Date : 08-Mar-2010 13:09 shafern Quant Type: AREA%
Cal Date : 04-MAR-2010 03:18 Cal File: C-000011.d
Als bottle: 42
Dil Factor: 1.00000
Integrator: HP Genie Compound Sublist: SOLIDBQSM.sub
Target Version: 4.14
Processing Host: SACP307FK

Concentration Formula: Amt * DF * Uf*Vt / Ws * CpndVariable

Name	Value	Description
DF	1.000	Dilution Factor
Uf	1.000	Unit Correction Factor
Vt	80.000	Volume of final extract (mL)(1000 low, 2
Ws	10.060	Weight of sample extracted (g)
Cpnd Variable		Local Compound Variable

RT	AREA	HEIGHT	HT/AREA	% HEIGHT	COMPOUNDS
44.632	8215	91	0.011	0.62	
49.568	669734	10622	0.016	73.46	
50.026	184558	3749	0.020	25.92	23 PETN
	862507	14462		100.000	

Total unknown % height = 74.08

Data File: \\Terastation\share\GCdata\LC9.I\03032010.B\C-000021.d\C-000021.d
Date : 04-MAR-2010 14:13
Client ID:
Sample Info: LVTQQ1A4 0056227 A0B180429-1;0
Volume Injected (uL): 500.0
Column phase: Agilent ZorbaxCyano

Instrument: LC9.i
Operator: NS
Column diameter: 4.60

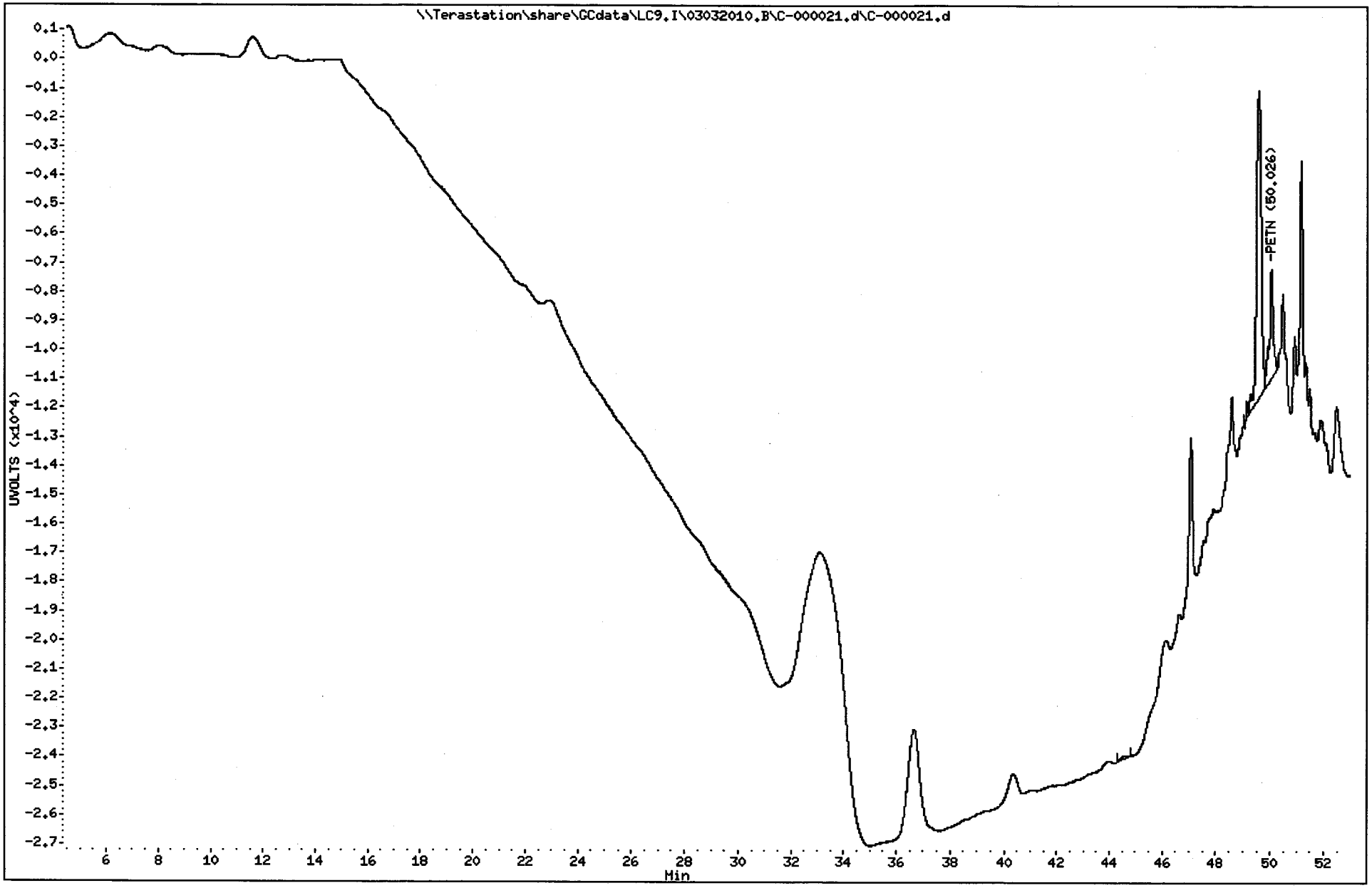

1784
North Canton

TestAmerica West Sacramento

C-000022.D

Chromatography Summary

Injection Date: 3/4/2010 15:19 **Operator:** NS

DataFile: LC9.I\03032010.B\C-000022.D **Vial Num:** 43

Instrument ID: LC9

Method 8330 Target Analyte Results

Sample : **LVTQ11AF 0056227 A0B180429-2**

Method File: LC9.I\03032010.B\8330METCNAB.M

Start Cal Date: 3/3/2010 19:39 **End Cal Date:** 3/4/2010 3:18

Dilution Factor	Extract Volume	Sample Volume	Sample Weight
1X	80 mL	0 mL	10.03 g

Matrix: SOIL **SubList:** SOLIDBQSM.sub **SpikeList:**

Samp. Info: LVTQ11AF 0056227 A0B180429-2;0

Misc. Info: ;;;10.03;80;2;SOLIDBQSM.sub;;0;1;

	Zorbax Cyano(250nm)					Zorbax Cyano(250nm-205nm)							
Compound Name	**RT**	**Diff**	**Response**	**Conc (ug/Kg)**	**Flag**	**RT**	**Diff**	**Response**	**Conc (ug/Kg)**	**Flag**	**MDL**	**RL**	**Flag**
3,4-Dinitrotoluene	**36.71**	**0.101**	**1946**	**498.8000<**							**0.0000**	**0.00**	**45**
HMX	40.99	0.063	102	20.8000<							12.0638	248.51	45
RDX											11.9641	248.51	
Picric ACID											99.7009	994.03	
1,3,5-Trinitrobenzene											9.9701	248.51	
1,3-Dinitrobenzene											4.1874	248.51	
TETRYL											9.9701	248.51	
Nitrobenzene											17.5474	248.51	
2,4,6-Trinitrotoluene											19.3420	248.51	
4-AM-2,6-DNT											9.9701	248.51	
2-AM-4,6-DNT	33.27	0.148	119	14.5000<							12.4626	298.21	45
2,6-Dinitrotoluene											7.2782	248.51	
2,4-Dinitrotoluene	29.54	0.055	58	7.6560<							5.2841	248.51	45
2-Nitrotoluene											12.9611	248.51	
4-Nitrotoluene											18.1456	497.01	
3-Nitrotoluene											15.4536	248.51	
Nitroglycerin											14.9551	497.01	
PETN											24.9252	497.01	
3,5-Dinitroaniline	27.24	-0.010	72	10.4800							8.7737	1292.23	45

Surrogates:	**Spiked**	**Recovered**	**%Rec**	**Spiked**	**Recovered**	**%Rec**	**Limits**
3,4-Dinitrotoluene	**498.5045**	**498.8000**	**100**	**498.5045**		**0**	**(81-127)**

Notes:
M = Manually Integrated
D = Operator Disabled Result
O = Over Calibration Range
Signals Differ by More Than 40%
Signals Differ by More Than 50%

Printed: 3/5/2010 9:30 AM

TestAmerica West Sacramento

Method 8330

Data file : \\Terastation\share\GCdata\LC9.I\03032010.B\C-000022.d
Lab Smp Id: LVTQ11AF 0056227 A0
Inj Date : 04-MAR-2010 15:19
Operator : NS Inst ID: LC9.i
Smp Info : LVTQ11AF 0056227 A0B180429-2;0
Misc Info : ;;;10.03;80;2;SOLIDBQSM.sub;;0;1;
Comment : SOP WS-LC-0009
Method : \\Terastation\share\GCdata\LC9.I\03032010.B\8330METCNAB.m
Meth Date : 05-Mar-2010 09:24 shafern Quant Type: AREA%
Cal Date : 04-MAR-2010 03:18 Cal File: C-000011.d
Als bottle: 43
Dil Factor: 1.00000
Integrator: HP Genie Compound Sublist: SOLIDBQSM.sub
Target Version: 4.14
Processing Host: SACP307FK

Concentration Formula: Amt * DF * Uf*Vt / Ws * CpndVariable

Name	Value	Description
DF	1.000	Dilution Factor
Uf	1.000	Unit Correction Factor
Vt	80.000	Volume of final extract (mL)(1000 low, 2
Ws	10.030	Weight of sample extracted (g)
Cpnd Variable		Local Compound Variable

RT	AREA	HEIGHT	HT/AREA	% HEIGHT	COMPOUNDS
11.609	304972	1766	0.006	2.34	
12.714	16457	98	0.006	0.13	
13.649	3778	35	0.009	0.04	
14.018	6457	50	0.008	0.06	
14.681	3400	56	0.016	0.07	
14.960	11426	75	0.007	0.09	
15.761	7137	47	0.007	0.06	
16.864	13250	94	0.007	0.12	
17.255	8615	105	0.012	0.13	
17.427	19457	116	0.006	0.15	
20.855	17878	90	0.005	0.11	
22.112	25048	151	0.006	0.20	
23.101	4008	31	0.008	0.04	
23.470	3529	52	0.015	0.06	
23.986	11028	72	0.007	0.09	
24.598	11077	42	0.004	0.05	
26.412	5473	36	0.007	0.04	
27.236	14514	72	0.005	0.09	11 3,5-Dinitroaniline
28.117	3182	37	0.012	0.04	
28.663	8314	55	0.007	0.07	
29.544	15265	58	0.004	0.07	19 2,4-Dinitrotoluene
30.596	13304	71	0.005	0.09	
31.284	2747	34	0.012	0.04	
33.275	30624	119	0.004	0.15	17 2-AM-4,6-DNT

RT	AREA	HEIGHT	HT/AREA	% HEIGHT	COMPOUNDS
34.082	28859	158	0.005	0.20	
36.711	319676	1946	0.006	2.58	$ 1 3,4-Dinitrotoluene
39.260	61401	335	0.005	0.44	
40.236	31000	162	0.005	0.21	
40.985	22712	102	0.004	0.13	4 HMX
41.876	6453	92	0.014	0.12	
42.050	4542	72	0.016	0.09	
42.948	29867	131	0.004	0.17	
43.673	44284	156	0.004	0.20	
44.555	38121	196	0.005	0.26	
44.987	8909	175	0.020	0.23	
45.592	99480	592	0.006	0.78	
46.216	73382	661	0.009	0.87	
47.064	266880	1535	0.006	2.03	
47.499	355855	2926	0.008	3.88	
47.939	123946	1895	0.015	2.51	
48.267	167366	2150	0.013	2.85	
48.558	594320	3645	0.006	4.83	
49.569	2900482	38195	0.013	50.96	
50.452	427033	3645	0.009	4.83	
51.017	223588	3144	0.014	4.17	
51.170	422181	3555	0.008	4.71	
51.810	606791	5582	0.009	7.41	
52.644	97731	917	0.009	1.21	
	7515798	75329		100.000	

Total unknown % height = 96.98

Data File: \\Terastation\share\GCdata\LC9.I\03032010.B\C-000022.d
Date : 04-MAR-2010 15:19
Client ID:
Sample Info: LVTQ11AF 0056227 A0B180429-2;0
Volume Injected (uL): 500.0
Column phase: Agilent ZorbaxCyano

Instrument: LC9.i
Operator: NS
Column diameter: 4.60

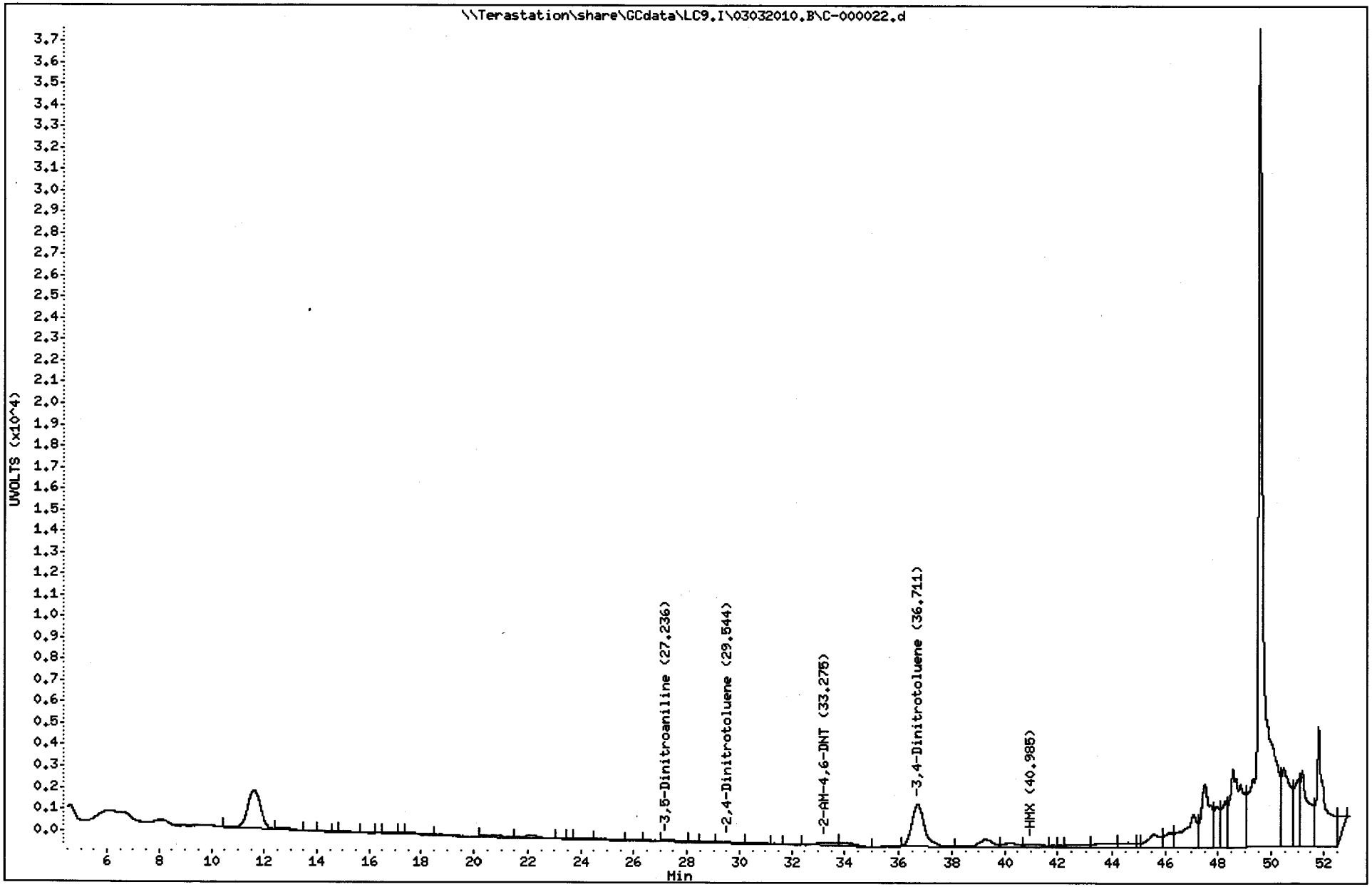

1788
North Canton

TestAmerica West Sacramento

Method 8330

Data file : \\Terastation\share\GCdata\LC9.I\03032010.B\C-000022.d\C-000022.
Lab Smp Id: LVTQ11AF 0056227 A0
Inj Date : 04-MAR-2010 15:19
Operator : NS Inst ID: LC9.i
Smp Info : LVTQ11AF 0056227 A0B180429-2;0
Misc Info : ;;;10.03;80;2;SOLIDBQSM.sub;;0;1;
Comment : SOP WS-LC-0009
Method : \\Terastation\share\GCdata\LC9.I\03032010.B\8330METCNAB.M\8330CN
Meth Date : 05-Mar-2010 06:32 tap Quant Type: AREA%
Cal Date : 04-MAR-2010 03:18 Cal File: C-000011.d
Als bottle: 43
Dil Factor: 1.00000
Integrator: HP Genie Compound Sublist: SOLIDBQSM.sub
Target Version: 4.14
Processing Host: SACP307FK

Concentration Formula: Amt * DF * Uf*Vt / Ws * CpndVariable

Name	Value	Description
DF	1.000	Dilution Factor
Uf	1.000	Unit Correction Factor
Vt	80.000	Volume of final extract (mL)(1000 low, 2
Ws	10.030	Weight of sample extracted (g)
Cpnd Variable		Local Compound Variable

RT	AREA	HEIGHT	HT/AREA	% HEIGHT	COMPOUNDS
43.945	37230	509	0.014	0.52	
46.109	71885	1019	0.014	1.05	
49.570	4935998	94621	0.019	98.43	
	5045112	96149		100.000	

Total unknown % height = 100.0

Data File: \\Terastation\share\GCdata\LC9.I\03032010.B\C-000022.d\C-000022.d
Date : 04-MAR-2010 15:19
Client ID:
Instrument: LC9.i
Sample Info: LVTQ11AF 0056227 A0B180429-2;0
Volume Injected (uL): 500.0
Operator: NS
Column phase: Agilent ZorbaxCyano
Column diameter: 4.60

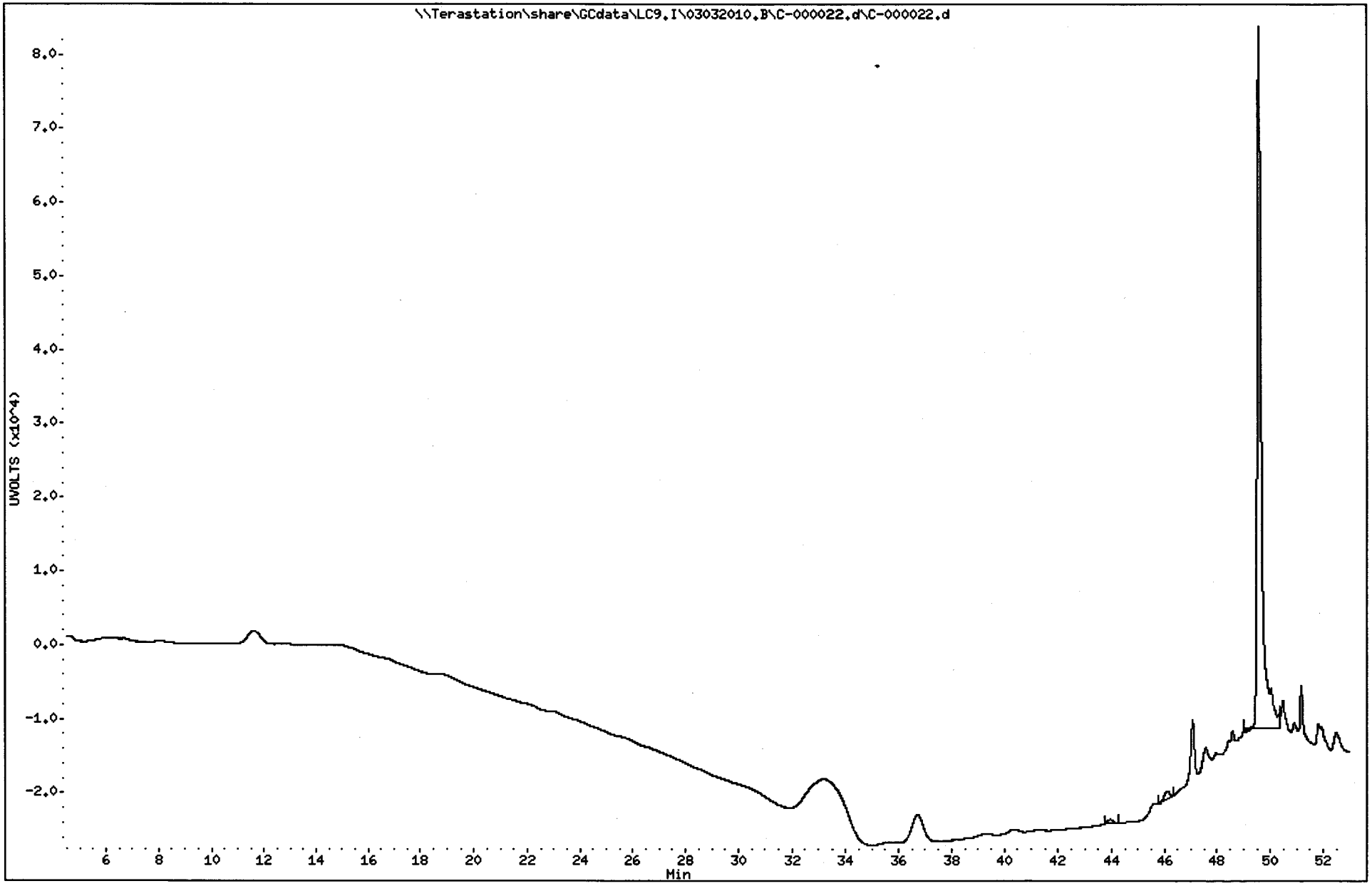

1790
North Canton

TestAmerica West Sacramento

C-000023.D

Chromatography Summary

Injection Date: 3/4/2010 16:24 **Operator:** NS

DataFile: LC9.I\03032010.B\C-000023.D **Vial Num:** 44

Instrument ID: LC9

Method 8330 Target Analyte Results

Sample : **LVTQ31AF 0056227 A0B180429-4**

Method File: LC9.I\03032010.B\8330METCNAB.M

Start Cal Date: 3/3/2010 19:39 **End Cal Date:** 3/4/2010 3:18

Dilution Factor	Extract Volume	Sample Volume	Sample Weight
1X	80 mL	0 mL	10.01 g

Matrix: SOIL **SubList:** SOLIDBQSM.sub **SpikeList:**

Samp. Info: LVTQ31AF 0056227 A0B180429-4;0

Misc. Info: ;;;10.01;80;2;SOLIDBQSM.sub;;0;1;

	Zorbax Cyano(250nm)					Zorbax Cyano(250nm-205nm)							
Compound Name	**RT**	**Diff**	**Response**	**Conc (ug/Kg)**	**Flag**	**RT**	**Diff**	**Response**	**Conc (ug/Kg)**	**Flag**	**MDL**	**RL**	**Flag**
3,4-Dinitrotoluene	**36.70**	**0.093**	**1958**	**502.9000<**							**0.0000**	**0.00**	**45**
HMX	40.91	-0.015	314	64.1700<	conf.						12.0879	249.50	45
RDX											11.9880	249.50	
Picric ACID											99.9001	998.00	
1,3,5-Trinitrobenzene											9.9900	249.50	
1,3-Dinitrobenzene	20.49	0.034	1048	105.1000<	not conf.						4.1958	249.50	45
TETRYL											9.9900	249.50	
Nitrobenzene											17.5824	249.50	
2,4,6-Trinitrotoluene											19.3806	249.50	
4-AM-2,6-DNT	**33.71**	**-0.169**	**2339**	**433.6000<**	MR 3/5/10						**9.9900**	**249.50**	**45**
2-AM-4,6-DNT											12.4875	299.40	
2,6-Dinitrotoluene											7.2927	249.50	
2,4-Dinitrotoluene											5.2947	249.50	
2-Nitrotoluene											12.9870	249.50	
4-Nitrotoluene											18.1818	499.00	
3-Nitrotoluene											15.4845	249.50	
Nitroglycerin											14.9850	499.00	
PETN						49.90	-0.046	2077	752.2600<	not conf	24.9750	499.00	45
3,5-Dinitroaniline	27.30	0.056	63	9.1870	NA						8.7912	1297.40	45

Surrogates:	**Spiked**	**Recovered**	**%Rec**	**Spiked**	**Recovered**	**%Rec**	**Limits**
3,4-Dinitrotoluene	**499.5005**	**502.9000**	**101**	**499.5005**		**0**	**(81-127)**

Notes:
M = Manually Integrated
D = Operator Disabled Result
O = Over Calibration Range

Signals Differ by More Than 40%
Signals Differ by More Than 50%

Printed: 3/5/2010 9:31 AM

TestAmerica West Sacramento

Method 8330

Data file : \\Terastation\share\GCdata\LC9.I\03032010.B\C-000023.d
Lab Smp Id: LVTQ31AF 0056227 A0
Inj Date : 04-MAR-2010 16:24
Operator : NS Inst ID: LC9.i
Smp Info : LVTQ31AF 0056227 A0B180429-4;0
Misc Info : ;;;10.01;80;2;SOLIDBQSM.sub;;0;1;
Comment : SOP WS-LC-0009
Method : \\Terastation\share\GCdata\LC9.I\03032010.B\8330METCNAB.m
Meth Date : 05-Mar-2010 09:24 shafern Quant Type: AREA%
Cal Date : 04-MAR-2010 03:18 Cal File: C-000011.d
Als bottle: 44
Dil Factor: 1.00000
Integrator: HP Genie Compound Sublist: SOLIDBQSM.sub
Target Version: 4.14
Processing Host: SACP307FK

Concentration Formula: Amt * DF * Uf*Vt / Ws * CpndVariable

Name	Value	Description
DF	1.000	Dilution Factor
Uf	1.000	Unit Correction Factor
Vt	80.000	Volume of final extract (mL)(1000 low, 2
Ws	10.010	Weight of sample extracted (g)
Cpnd Variable		Local Compound Variable

RT	AREA	HEIGHT	HT/AREA	% HEIGHT			COMPOUNDS
11.592	87760	534	0.006	2.08			
12.643	7234	48	0.007	0.18			
13.511	74032	242	0.003	0.94			
15.613	3940	35	0.009	0.13			
17.147	53767	180	0.003	0.70			
19.149	19982	135	0.007	0.52			
20.486	180732	1048	0.006	4.08		10	1,3-Dinitrobenzene
22.074	40150	195	0.005	0.76			
23.237	68682	182	0.003	0.70			
27.301	5976	63	0.011	0.24		11	3,5-Dinitroaniline
27.543	2530	37	0.015	0.14			
28.505	11458	55	0.005	0.21			
29.190	17307	68	0.004	0.26			
30.477	17720	71	0.004	0.27			
33.708	361026	2339	0.006	9.12		16	4-AM-2,6-DNT
36.703	338469	1958	0.006	7.63	$	1	3,4-Dinitrotoluene
38.738	6704	58	0.009	0.22			
39.278	6017	37	0.006	0.14			
40.191	18009	131	0.007	0.51			
40.908	42104	314	0.007	1.22		4	HMX
41.786	5378	46	0.009	0.17			
43.020	55589	492	0.009	1.91			
43.696	61358	515	0.008	2.00			
44.551	7891	62	0.008	0.24			

RT	AREA	HEIGHT	HT/AREA	% HEIGHT	COMPOUNDS
47.041	100196	729	0.007	2.84	
47.750	134134	715	0.005	2.78	
48.561	331110	2022	0.006	7.88	
49.563	999877	10089	0.010	39.49	
50.444	182761	1538	0.008	5.99	
51.012	282013	1708	0.006	6.65	
	3523906	25646		100.000	

Total unknown % height = 77.71

Data File: \\Terastation\share\GCdata\LC9.I\03032010.B\C-000023.d
Date : 04-MAR-2010 16:24
Client ID:
Instrument: LC9.i
Sample Info: LVTQ31AF 0056227 A0B180429-4;0
Volume Injected (uL): 500.0
Operator: NS
Column phase: Agilent ZorbaxCyano
Column diameter: 4.60

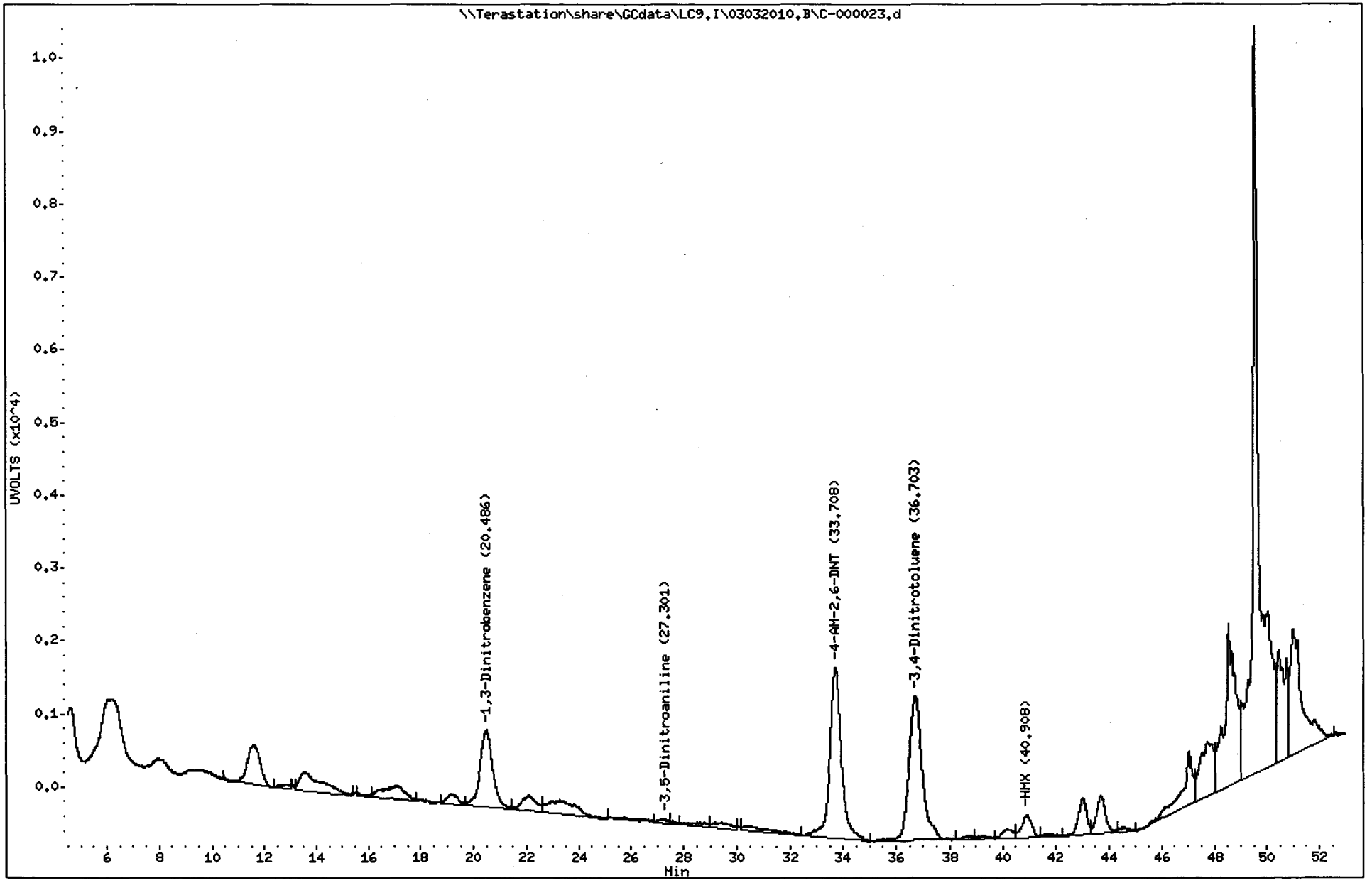

1794
North Canton

TestAmerica West Sacramento

Method 8330

Data file : \\Terastation\share\GCdata\LC9.I\03032010.B\C-000023.d\C-000023.
Lab Smp Id: LVTQ31AF 0056227 A0
Inj Date : 04-MAR-2010 16:24
Operator : NS Inst ID: LC9.i
Smp Info : LVTQ31AF 0056227 A0B180429-4;0
Misc Info : ;;;10.01;80;2;SOLIDBQSM.sub;;0;1;
Comment : SOP WS-LC-0009
Method : \\Terastation\share\GCdata\LC9.I\03032010.B\8330METCNAB.M\8330CN
Meth Date : 05-Mar-2010 06:32 tap Quant Type: AREA%
Cal Date : 04-MAR-2010 03:18 Cal File: C-000011.d
Als bottle: 44
Dil Factor: 1.00000
Integrator: HP Genie Compound Sublist: SOLIDBQSM.sub
Target Version: 4.14
Processing Host: SACP307FK

Concentration Formula: Amt * DF * Uf*Vt / Ws * CpndVariable

Name	Value	Description
DF	1.000	Dilution Factor
Uf	1.000	Unit Correction Factor
Vt	80.000	Volume of final extract (mL)(1000 low, 2
Ws	10.010	Weight of sample extracted (g)
Cpnd Variable		Local Compound Variable

RT	AREA	HEIGHT	HT/AREA	% HEIGHT	COMPOUNDS
49.563	1001267	23336	0.023	91.83	
49.898	104885	2077	0.020	8.17	23 PETN
	1106152	25413		100.000	

Total unknown % height = 91.83

Data File: \\Terastation\share\GCdata\LC9.I\03032010.B\C-000023.d\C-000023.d
Date : 04-MAR-2010 16:24
Client ID:
Sample Info: LVTQ31AF 0056227 A0B180429-4;0
Volume Injected (uL): 500.0
Column phase: Agilent ZorbaxCyano

Instrument: LC9.i
Operator: NS
Column diameter: 4.60

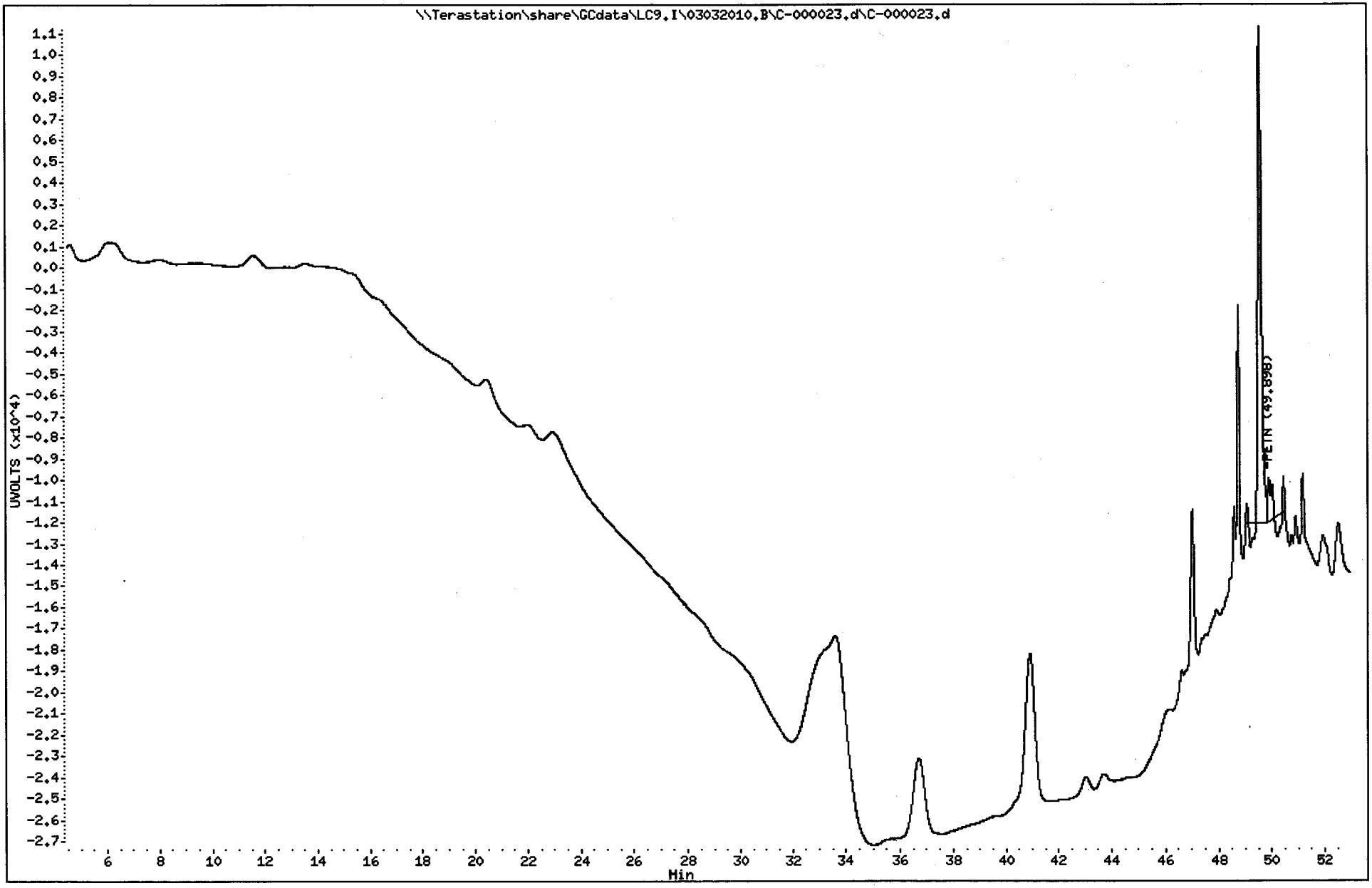

1796
North Canton

TestAmerica West Sacramento

C-000024.D

Chromatography Summary

Injection Date: 3/4/2010 17:30 **Operator:** NS

DataFile: LC9.I\03032010.B\C-000024.D **Vial Num:** 45

Instrument ID: LC9

Method 8330 Target Analyte Results

Sample : **LVTVA1AF 0056227 A0B180429-15**

Method File: LC9.I\03032010.B\8330METCNAB.M

Start Cal Date: 3/3/2010 19:39 **End Cal Date:** 3/4/2010 3:18

Dilution Factor	Extract Volume	Sample Volume	Sample Weight
1X	80 mL	0 mL	10.05 g

Matrix: SOIL **SubList:** SOLIDBQSM.sub **SpikeList:**

Samp. Info: LVTVA1AF 0056227 A0B180429-15;0

Misc. Info: ;;;10.05;80;2;SOLIDBQSM.sub;;0;1;

	Zorbax Cyano(250nm)					Zorbax Cyano(250nm-205nm)							
Compound Name	**RT**	**Diff**	**Response**	**Conc (ug/Kg)**	**Flag**	**RT**	**Diff**	**Response**	**Conc (ug/Kg)**	**Flag**	**MDL**	**RL**	**Flag**
3,4-Dinitrotoluene	**36.60**	**-0.010**	**1940**	**496.3000<**							**0.0000**	**0.00**	**45**
HMX											12.0398	247.52	
RDX											11.9403	247.52	
Picric ACID											99.5025	990.07	
1,3,5-Trinitrobenzene											9.9502	247.52	
1,3-Dinitrobenzene											4.1791	247.52	
TETRYL											9.9502	247.52	
Nitrobenzene											17.5124	247.52	
2,4,6-Trinitrotoluene											19.3035	247.52	
4-AM-2,6-DNT											9.9502	247.52	
2-AM-4,6-DNT											12.4378	297.02	
2,6-Dinitrotoluene											7.2637	247.52	
2,4-Dinitrotoluene	29.30	-0.192	49	6.4530<							5.2736	247.52	45
2-Nitrotoluene	25.61	-0.103	94	42.1600							12.9353	247.52	45
4-Nitrotoluene											18.1095	495.04	
3-Nitrotoluene											15.4229	247.52	
Nitroglycerin											14.9254	495.04	
PETN						49.85	-0.098	2233	80.5900<		24.8756	495.04	45
3,5-Dinitroaniline											8.7562	1287.10	

m 3/5/10

> mt conf.

conf.

Surrogates:	**Spiked**	**Recovered**	**%Rec**	**Spiked**	**Recovered**	**%Rec**	**Limits**
3,4-Dinitrotoluene	**497.5124**	**496.3000**	**100**	**497.5124**		**0**	**(81-127)**

Notes:
M = Manually Integrated
D = Operator Disabled Result
O = Over Calibration Range

Signals Differ by More Than 40%
Signals Differ by More Than 50%

Printed: 3/5/2010 9:32 AM

TestAmerica West Sacramento

Method 8330

Data file : \\Terastation\share\GCdata\LC9.I\03032010.B\C-000024.d
Lab Smp Id: LVTVA1AF 0056227 A0
Inj Date : 04-MAR-2010 17:30
Operator : NS Inst ID: LC9.i
Smp Info : LVTVA1AF 0056227 A0B180429-15;0
Misc Info : ;;;10.05;80;2;SOLIDBQSM.sub;;0;1;
Comment : SOP WS-LC-0009
Method : \\Terastation\share\GCdata\LC9.I\03032010.B\8330METCNAB.m
Meth Date : 05-Mar-2010 09:24 shafern Quant Type: AREA%
Cal Date : 04-MAR-2010 03:18 Cal File: C-000011.d
Als bottle: 45
Dil Factor: 1.00000
Integrator: HP Genie Compound Sublist: SOLIDBQSM.sub
Target Version: 4.14
Processing Host: SACP307FK

Concentration Formula: Amt * DF * Uf*Vt / Ws * CpndVariable

Name	Value	Description
DF	1.000	Dilution Factor
Uf	1.000	Unit Correction Factor
Vt	80.000	Volume of final extract (mL)(1000 low, 2
Ws	10.050	Weight of sample extracted (g)
Cpnd Variable		Local Compound Variable

RT	AREA	HEIGHT	HT/AREA	% HEIGHT	COMPOUNDS
11.558	79677	482	0.006	1.65	
12.666	5322	80	0.015	0.27	
12.804	7705	81	0.011	0.27	
13.967	8358	53	0.006	0.18	
14.575	3935	56	0.014	0.19	
14.762	5814	57	0.010	0.19	
15.867	5745	45	0.008	0.15	
16.701	18434	101	0.005	0.34	
17.224	17541	102	0.006	0.34	
18.644	4515	28	0.006	0.09	
20.866	10544	60	0.006	0.20	
21.941	15749	106	0.007	0.36	
23.061	5204	51	0.010	0.17	
23.285	2741	54	0.020	0.18	
23.925	24322	115	0.005	0.39	
24.370	4994	110	0.022	0.37	
24.593	14392	101	0.007	0.34	
25.610	17330	94	0.005	0.32	20 2-Nitrotoluene
26.107	5305	39	0.007	0.13	
27.011	3767	39	0.010	0.13	
27.784	20121	144	0.007	0.49	
28.617	3010	35	0.012	0.12	
29.297	3218	49	0.015	0.16	19 2,4-Dinitrotoluene
30.273	102864	556	0.005	1.90	

RT	AREA	HEIGHT	HT/AREA	% HEIGHT	COMPOUNDS
31.412	2870	45	0.016	0.15	
31.600	6511	56	0.009	0.19	
32.995	11432	88	0.008	0.30	
33.440	8300	96	0.012	0.32	
33.847	22979	117	0.005	0.40	
34.928	32816	204	0.006	0.69	
36.600	361231	1940	0.005	6.65	$ 1 3,4-Dinitrotoluene
38.829	3938	41	0.010	0.14	
40.055	24756	143	0.006	0.49	
41.648	39364	269	0.007	0.92	
42.868	3458	38	0.011	0.13	
44.477	91071	543	0.006	1.86	
47.048	151283	890	0.006	3.05	
47.714	241121	1662	0.007	5.70	
48.225	108287	1497	0.014	5.13	
48.520	323079	4556	0.014	15.83	
48.835	207894	1997	0.010	6.85	
49.516	394677	3465	0.009	11.88	
49.845	492539	3734	0.008	12.80	
50.440	245335	2315	0.009	7.94	
51.141	356753	2165	0.006	7.42	
51.811	64898	573	0.009	1.96	
52.806	8081	79	0.010	0.27	
	3593279	29151		100.000	

Total unknown % height = 92.87

Data File: \\Terastation\share\GCdata\LC9.I\03032010.B\C-000024.d
Date : 04-MAR-2010 17:30
Client ID:
Sample Info: LVTVA1AF 0056227 A0B180429-15;0
Volume Injected (uL): 500.0
Column phase: Agilent ZorbaxCyano

Instrument: LC9.i
Operator: NS
Column diameter: 4.60

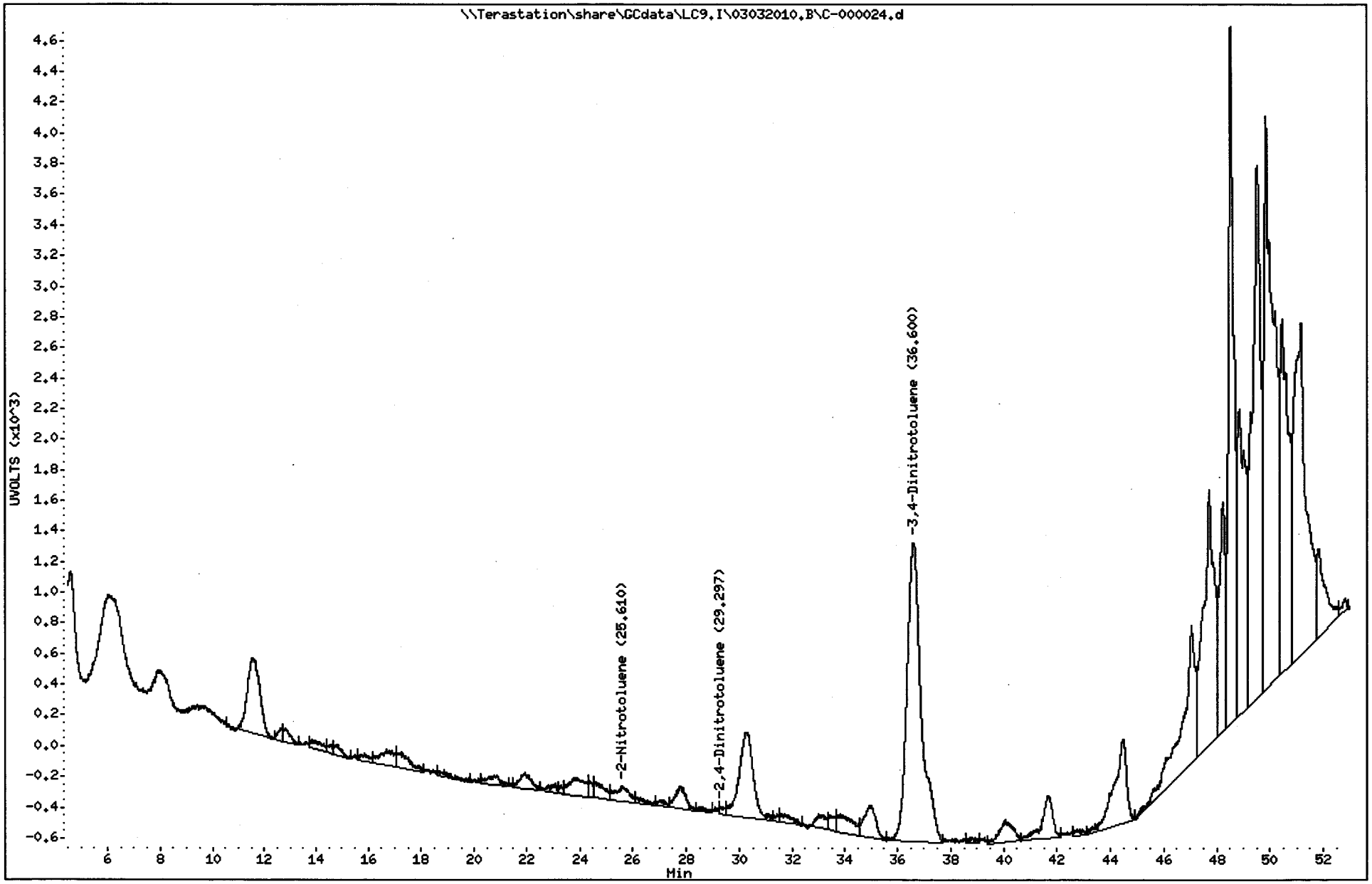

1800

North Canton

TestAmerica West Sacramento

Method 8330

Data file : \\Terastation\share\GCdata\LC9.I\03032010.B\C-000024.d\C-000024.
Lab Smp Id: LVTVA1AF 0056227 A0
Inj Date : 04-MAR-2010 17:30
Operator : NS Inst ID: LC9.i
Smp Info : LVTVA1AF 0056227 A0B180429-15;0
Misc Info : ;;;10.05;80;2;SOLIDBQSM.sub;;0;1;
Comment : SOP WS-LC-0009
Method : \\Terastation\share\GCdata\LC9.I\03032010.B\8330METCNAB.M\8330CN
Meth Date : 05-Mar-2010 06:32 tap Quant Type: AREA%
Cal Date : 04-MAR-2010 03:18 Cal File: C-000011.d
Als bottle: 45
Dil Factor: 1.00000
Integrator: HP Genie Compound Sublist: SOLIDBQSM.sub
Target Version: 4.14
Processing Host: SACP307FK

Concentration Formula: Amt * DF * Uf*Vt / Ws * CpndVariable

Name	Value	Description
DF	1.000	Dilution Factor
Uf	1.000	Unit Correction Factor
Vt	80.000	Volume of final extract (mL)(1000 low, 2
Ws	10.050	Weight of sample extracted (g)
Cpnd Variable		Local Compound Variable

RT	AREA	HEIGHT	HT/AREA	% HEIGHT	COMPOUNDS
44.485	71093	1050	0.015	11.51	
49.121	20853	994	0.048	10.90	
49.287	11739	450	0.038	4.93	
49.557	270074	4391	0.016	48.17	
49.846	167692	2233	0.013	24.49	23 PETN
	541450	9118		100.000	

Total unknown % height = 75.51

Data File: \\Terastation\share\GCdata\LC9.I\03032010.B\C-000024.d\C-000024.d

Date : 04-MAR-2010 17:30

Client ID:

Instrument: LC9.i

Sample Info: LVTVA1AF 0056227 A0B180429-15;0

Volume Injected (uL): 500.0

Operator: NS

Column phase: Agilent ZorbaxCyano

Column diameter: 4.60

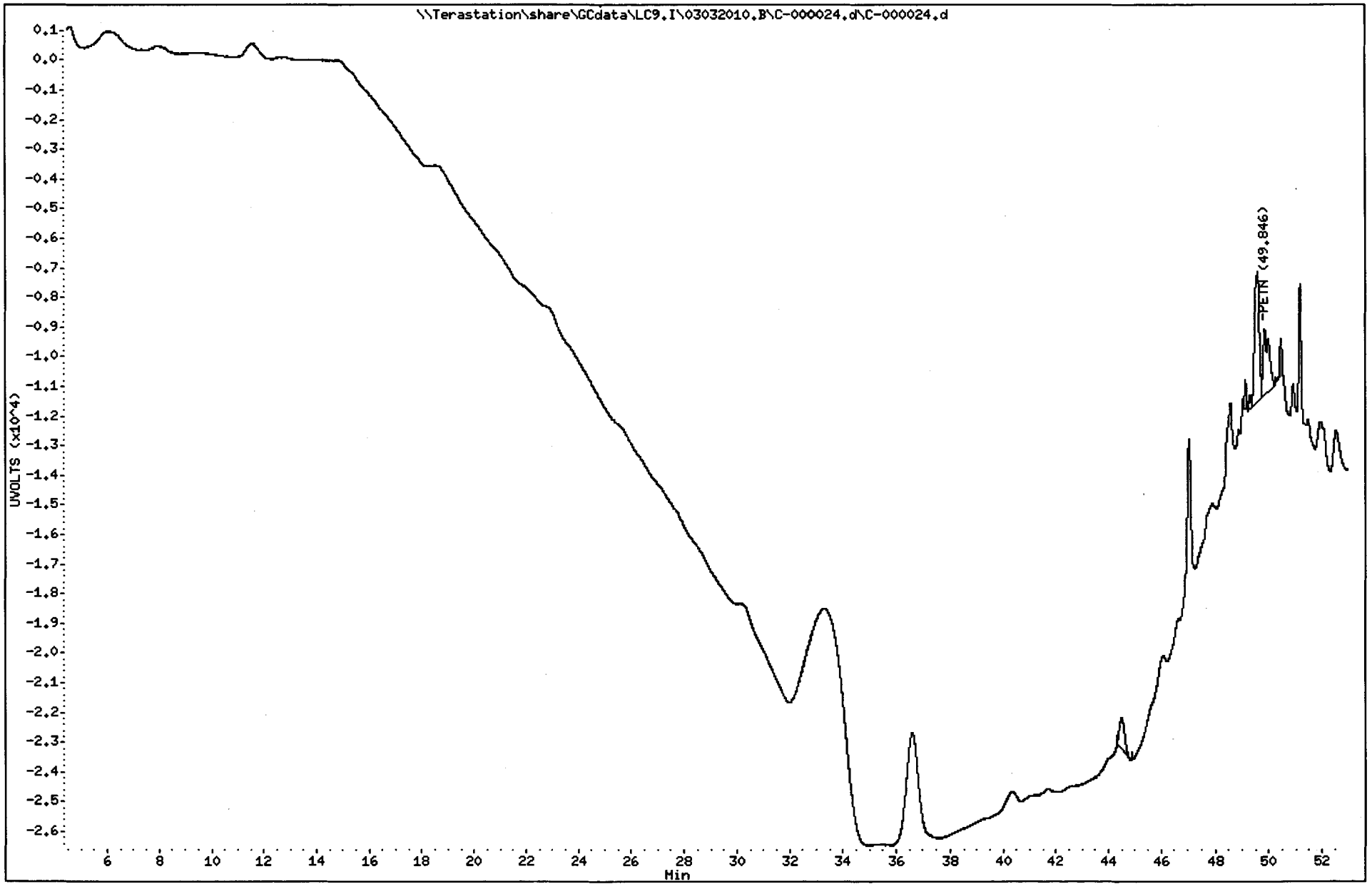

1802

North Canton

TestAmerica West Sacramento

C-000025.D

Chromatography Summary

Injection Date: 3/4/2010 18:35 **Operator:** NS

DataFile: LC9.I\03032010.B\C-000025.D **Vial Num:** 4

Instrument ID: LC9

Method 8330 Target Analyte Results

Sample : **STD_05 10GCSV0072 8330 100-200ng/mL**

Method File: LC9.I\03032010.B\8330METCNAB.M

Start Cal Date: 3/3/2010 19:39 **End Cal Date:** 3/4/2010 3:18

Dilution Factor	Extract Volume	Sample Volume	Sample Weight
1X	0 mL	0 mL	0 g

Matrix: NONE **SubList:** CAL.sub **SpikeList:**

Samp. Info: STD_05 10GCSV0072 8330 100-200ng/mL;2

Misc. Info: ;6;;;;3;CAL.sub;;0;0;

	Zorbax Cyano(250nm)							Zorbax Cyano(250nm-205nm)								
Compound Name	**RT**	**Response**	**PPB**	**Spike Level**	**%D**	**Result**	**Flag**	**RT**	**Response**	**PPB**	**Spike Level**	**%D**	**Result**	**Flag**	**Limits(%)**	**Flag**
3,4-Dinitrotoluene	36.61	3171	101.9000<	100	2%	Acceptable					100	-100%	Fails		(±15)	45
HMX	40.92	3798	97.1200<	100	-3%	Acceptable					100	-100%	Fails		(±15)	45
RDX	28.04	3408	98.3300<	100	-2%	Acceptable					100	-100%	Fails		(±15)	45
Picric ACID				200	-100%	Fails					200	-100%	Fails		(±15)	
1,3,5-Trinitrobenzene	22.32	5931	98.2800<	100	-2%	Acceptable					100	-100%	Fails		(±15)	45
1,3-Dinitrobenzene	20.45	7955	99.8100<	100	0%	Acceptable					100	-100%	Fails		(±15)	45
TETRYL	46.65	12674	91.4000<	100	-9%	Acceptable					100	-100%	Fails		(±15)	45
Nitrobenzene	18.09	3898	101.7000<	100	2%	Acceptable					100	-100%	Fails		(±15)	45
2,4,6-Trinitrotoluene	37.98	4508	95.3400<	100	-5%	Acceptable					100	-100%	Fails		(±15)	45
4-AM-2,6-DNT	33.88	4718	114.2000<	100	14%	Acceptable					100	-100%	Fails		(±15)	45
2-AM-4,6-DNT	33.13	6322	96.5900<	100	-3%	Acceptable					100	-100%	Fails		(±15)	45
2,6-Dinitrotoluene	30.81	3665	98.6400<	100	-1%	Acceptable					100	-100%	Fails		(±15)	45
2,4-Dinitrotoluene	29.49	5943	98.3500<	100	-2%	Acceptable					100	-100%	Fails		(±15)	45
2-Nitrotoluene	25.71	3546	199.8000	200	0%	Acceptable					200	-100%	Fails		(±15)	45
4-Nitrotoluene				200	-100%	Fails					200	-100%	Fails		(±15)	
3-Nitrotoluene	26.38	2535	98.8700<	100	-1%	Acceptable					100	-100%	Fails		(±15)	45
Nitroglycerin				100	-100%	Fails		44.85	4778	99.0800	100	-1%	Acceptable		(±15)	45
PETN				100	-100%	Fails		49.94	21864	99.1300<	100	-1%	Acceptable		(±15)	45
3,5-Dinitroaniline	27.25	5416	98.8200	100	-1%	Acceptable					100	-100%	Fails		(±15)	45
EGDN				100	-100%	Fails					100	-100%	Fails		(±15)	

mr 3/5/10

Notes:
M = Manually Integrated
D = Operator Disabled Result
O = Over Calibration Range

Signals Differ by More Than 40%
Signals Differ by More Than 50%

Printed: 3/5/2010 9:25 AM

TestAmerica West Sacramento

Method 8330

Data file : \\Terastation\share\GCdata\LC9.I\03032010.B\C-000025.D
Lab Smp Id: STD_05 10GCSV0072 8
Inj Date : 04-MAR-2010 18:35
Operator : NS Inst ID: LC9.i
Smp Info : STD_05 10GCSV0072 8330 100-200ng/mL;2
Misc Info : ;6;;;;3;CAL.sub;;0;0;
Comment : SOP WS-LC-0009
Method : \\Terastation\share\GCdata\LC9.I\03032010.B\8330METCNAB.m
Meth Date : 04-Mar-2010 19:36 tap Quant Type: AREA%
Cal Date : 04-MAR-2010 03:18 Cal File: C-000011.d
Als bottle: 4 Continuing Calibration Sample
Dil Factor: 1.00000
Integrator: HP Genie Compound Sublist: CAL.sub
Target Version: 4.14
Processing Host: SACP307WW

RT	AREA	HEIGHT	HT/AREA	% HEIGHT			COMPOUNDS
18.085	590851	3898	0.007	4.90		13	Nitrobenzene
20.453	1243877	7955	0.006	10.00		10	1,3-Dinitrobenzene
21.458	4329	89	0.021	0.11			
22.324	1050880	5931	0.006	7.45		9	1,3,5-Trinitrobenze
23.932	2696	32	0.012	0.04			
24.349	2608	37	0.014	0.04			
25.713	675055	3546	0.005	4.45		20	2-Nitrotoluene
26.380	384318	2535	0.007	3.18		22	3-Nitrotoluene
27.246	866436	5416	0.006	6.80		11	3,5-Dinitroaniline
28.039	521610	3408	0.007	4.28		7	RDX
29.489	1033600	5943	0.006	7.47		19	2,4-Dinitrotoluene
30.810	655463	3665	0.006	4.60		18	2,6-Dinitrotoluene
33.127	851520	6322	0.007	7.94		17	2-AM-4,6-DNT
33.877	760431	4718	0.006	5.93		16	4-AM-2,6-DNT
36.610	487767	3171	0.007	3.98	$	1	3,4-Dinitrotoluene
37.975	853298	4508	0.005	5.66		15	2,4,6-Trinitrotolue
40.923	425489	3798	0.009	4.77		4	HMX
43.555	4168	29	0.007	0.03			
44.298	4597	27	0.006	0.03			
44.859	7889	54	0.007	0.06			
46.652	678858	12674	0.019	16.06		12	TETRYL
49.965	215193	1417	0.007	1.78			
51.106	50752	160	0.003	0.20			
51.409	12082	154	0.013	0.19			
52.136	9345	45	0.005	0.05			
	11393109	79532		100.000			

Total unknown % height = 2.530

Data File: \\Terastation\share\GCdata\LC9.I\03032010.B\C-000025.D
Date : 04-MAR-2010 18:35
Client ID:
Sample Info: STD_05 10GCSV0072 8330 100-200ng/mL;2

Instrument: LC9.i
Operator: NS
Column diameter: 4.60

Column phase: Agilent ZorbaxCyano

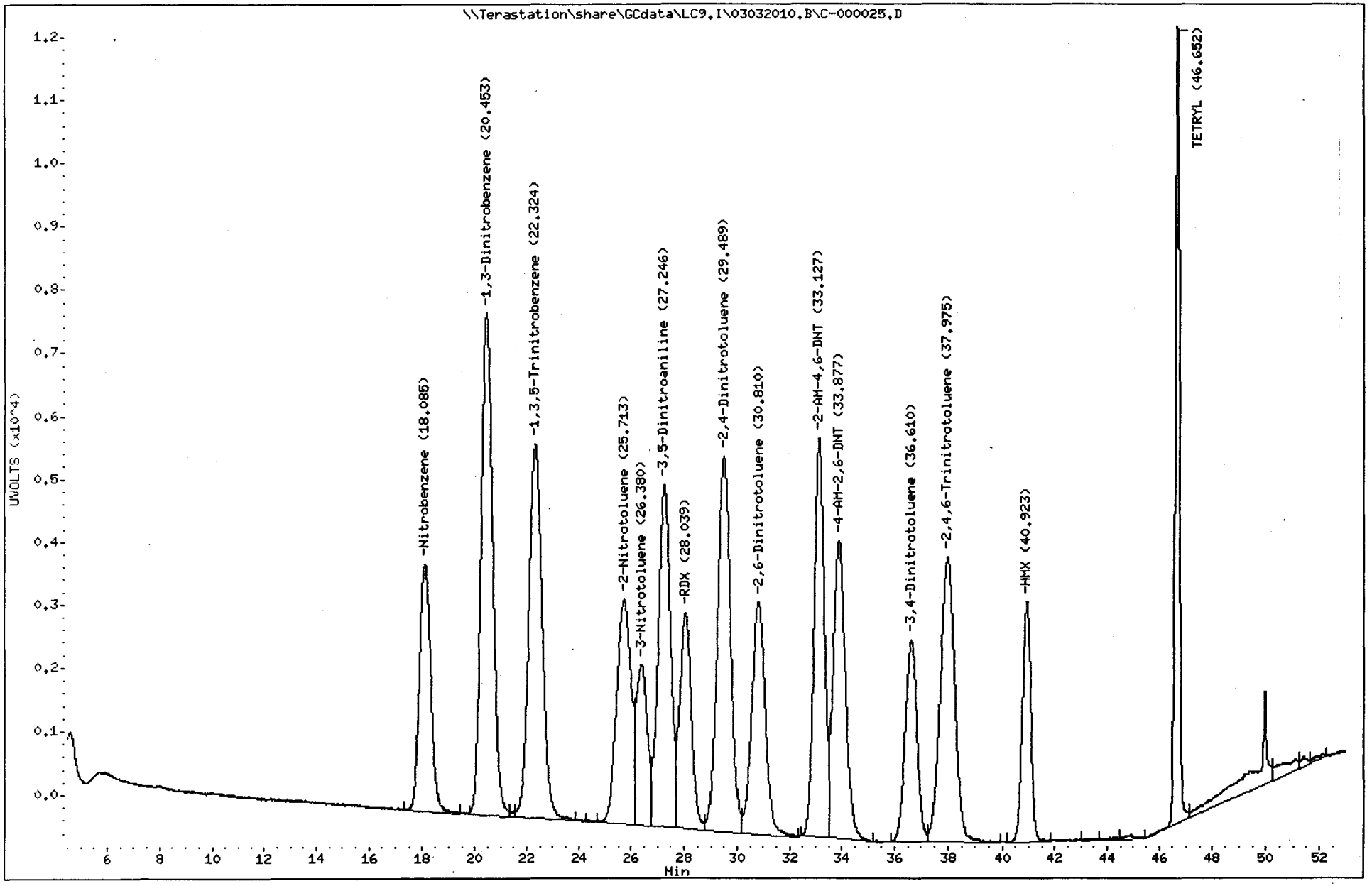

1805
North Canton

TestAmerica West Sacramento

Method 8330

Data file : \\Terastation\share\GCdata\LC9.I\03032010.B\C-000025.D\C-000025.
Lab Smp Id: STD_05 10GCSV0072 8
Inj Date : 04-MAR-2010 18:35
Operator : NS Inst ID: LC9.i
Smp Info : STD_05 10GCSV0072 8330 100-200ng/mL;2
Misc Info : ;6;;;;3;CAL.sub;;0;0;
Comment : SOP WS-LC-0009
Method : \\Terastation\share\GCdata\LC9.I\03032010.B\8330METCNAB.M\8330CN
Meth Date : 04-Mar-2010 19:36 tap Quant Type: AREA%
Cal Date : 04-MAR-2010 03:18 Cal File: C-000011.d
Als bottle: 4 Continuing Calibration Sample
Dil Factor: 1.00000
Integrator: HP Genie Compound Sublist: CAL.sub
Target Version: 4.14
Processing Host: SACP307WW

RT	AREA	HEIGHT	HT/AREA	% HEIGHT	COMPOUNDS
44.854	535224	4778	0.009	16.99	14 Nitroglycerin
49.270	38453	896	0.023	3.18	
49.624	60894	577	0.009	2.05	
49.942	634961	21864	0.034	77.78	23 PETN
	1269532	28115		100.000	

Total unknown % height = 5.230

Data File: \\Terastation\share\GCdata\LC9.I\03032010.B\C-000025.D\C-000025.D
Date : 04-MAR-2010 18:35
Client ID:
Sample Info: STD_05 10GCSV0072 8330 100-200ng/mL;2

Instrument: LC9.i
Operator: NS
Column diameter: 4.60

Column phase: Agilent ZorbaxCyano

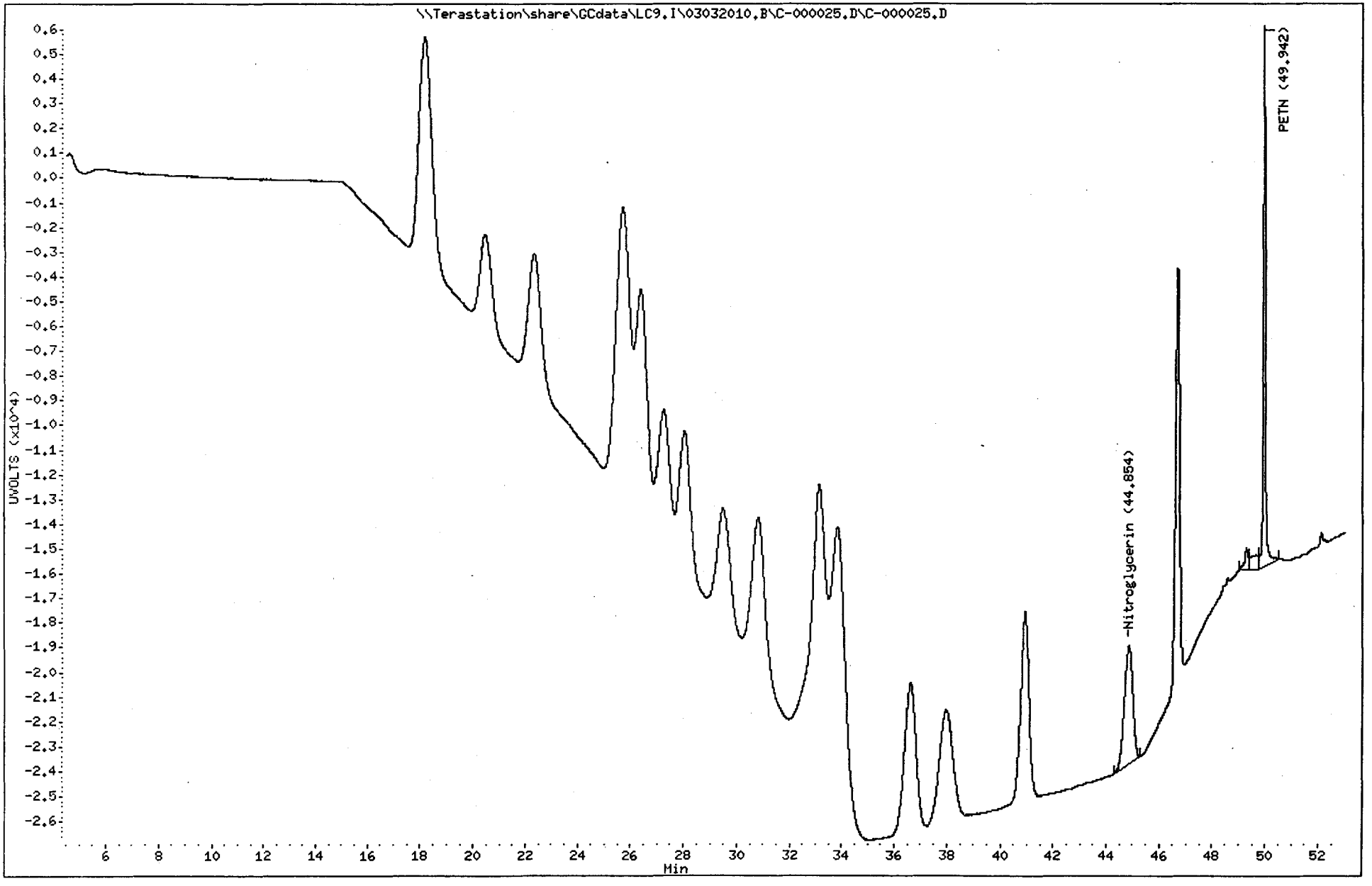

1807
North Canton

TestAmerica West Sacramento

C-000028.D

Chromatography Summary

Injection Date: 3/4/2010 21:52 **Operator:** NS

DataFile: LC9.I\03032010.B\C-000028.D **Vial Num:** 49

Instrument ID: LC9

Method 8330 Target Analyte Results

Sample : **LVWW51DQ 0056227 A0B190524-1**

Method File: LC9.I\03032010.B\8330METCNAB.M

Start Cal Date: 3/3/2010 19:39 **End Cal Date:** 3/4/2010 3:18

Dilution Factor	Extract Volume	Sample Volume	Sample Weight
1X	80 mL	0 mL	9.99 g

Matrix: SOIL **SubList:** SOLIDBQSM.sub **SpikeList:**

Samp. Info: LVWW51DQ 0056227 A0B190524-1;0

Misc. Info: ;;;9.99;80;2;SOLIDBQSM.sub;;0;1;

	Zorbax Cyano(250nm)					Zorbax Cyano(250nm-205nm)							
Compound Name	**RT**	**Diff**	**Response**	**Conc (ug/Kg)**	**Flag**	**RT**	**Diff**	**Response**	**Conc (ug/Kg)**	**Flag**	**MDL**	**RL**	**Flag**
3,4-Dinitrotoluene	**36.62**	**0.010**	**1990**	**512.1000<**							**0.0000**	**0.00**	**45**
HMX											12.1121	250.50	
RDX											12.0120	250.50	
Picric ACID											100.1001	1002.00	
1,3,5-Trinitrobenzene											10.0100	250.50	
1,3-Dinitrobenzene											4.2042	250.50	
TETRYL											10.0100	250.50	
Nitrobenzene											17.6176	250.50	
2,4,6-Trinitrotoluene											19.4194	250.50	
4-AM-2,6-DNT											10.0100	250.50	
2-AM-4,6-DNT	33.15	0.027	113	13.8200<							12.5125	300.60	45
2,6-Dinitrotoluene	30.96	0.146	100	21.2500<							7.3073	250.50	45
2,4-Dinitrotoluene											5.3053	250.50	
2-Nitrotoluene											13.0130	250.50	
4-Nitrotoluene											18.2182	501.00	
3-Nitrotoluene	26.40	0.019	80	24.9000<							15.5155	250.50	45
Nitroglycerin											15.0150	501.00	
PETN						50.02	0.081	10336	375.3000<		25.0250	501.00	45
3,5-Dinitroaniline	27.23	-0.019	97	14.1700	NA						8.8088	1302.60	45

Surrogates:	**Spiked**	**Recovered**	**%Rec**	**Spiked**	**Recovered**	**%Rec**	**Limits**
3,4-Dinitrotoluene	**500.5005**	**512.1000**	**102**	**500.5005**		**0**	**(81-127)**

Notes:
- M = Manually Integrated
- D = Operator Disabled Result
- O = Over Calibration Range

Signals Differ by More Than 40%

Signals Differ by More Than 50%

Printed: 3/5/2010 9:42 AM

TestAmerica West Sacramento

Method 8330

Data file : \\Terastation\share\GCdata\LC9.I\03032010.B\C-000028.d
Lab Smp Id: LVWW51DQ 0056227 A0
Inj Date : 04-MAR-2010 21:52
Operator : NS Inst ID: LC9.i
Smp Info : LVWW51DQ 0056227 A0B190524-1;0
Misc Info : ;;;9.99;80;2;SOLIDBQSM.sub;;0;1;
Comment : SOP WS-LC-0009
Method : \\Terastation\share\GCdata\LC9.I\03032010.B\8330METCNAB.m
Meth Date : 05-Mar-2010 09:24 shafern Quant Type: AREA%
Cal Date : 04-MAR-2010 03:18 Cal File: C-000011.d
Als bottle: 49
Dil Factor: 1.00000
Integrator: HP Genie Compound Sublist: SOLIDBQSM.sub
Target Version: 4.14
Processing Host: SACP307FK

Concentration Formula: Amt * DF * Uf*Vt / Ws * CpndVariable

Name	Value	Description
DF	1.000	Dilution Factor
Uf	1.000	Unit Correction Factor
Vt	80.000	Volume of final extract (mL)(1000 low, 2
Ws	9.990	Weight of sample extracted (g)
Cpnd Variable		Local Compound Variable

RT	AREA	HEIGHT	HT/AREA	% HEIGHT	COMPOUNDS
11.488	32302	200	0.006	0.21	
13.724	2950	66	0.022	0.07	
14.027	17813	79	0.004	0.08	
15.542	6289	45	0.007	0.04	
16.164	3894	36	0.009	0.03	
16.839	21625	56	0.003	0.06	
19.161	3181	25	0.008	0.02	
19.827	3919	37	0.009	0.04	
21.971	18447	104	0.006	0.11	
22.602	12164	37	0.003	0.04	
23.647	2820	56	0.020	0.06	
23.894	7457	76	0.010	0.08	
25.165	5708	49	0.009	0.05	
25.994	5961	66	0.011	0.07	
26.175	4128	73	0.018	0.07	
26.399	11013	80	0.007	0.08	22 3-Nitrotoluene
27.226	27979	97	0.003	0.10	11 3,5-Dinitroaniline
28.995	25533	88	0.003	0.09	
30.228	8697	78	0.009	0.08	
30.534	8170	87	0.011	0.09	
30.956	4950	100	0.020	0.10	18 2,6-Dinitrotoluene
31.072	16235	97	0.006	0.10	
33.153	14383	113	0.008	0.12	17 2-AM-4,6-DNT
33.935	54301	181	0.003	0.19	

RT	AREA	HEIGHT	HT/AREA	% HEIGHT	COMPOUNDS
36.620	387680	1990	0.005	2.17	$ 1 3,4-Dinitrotoluene
37.950	10312	99	0.010	0.10	
38.713	116323	411	0.004	0.45	
40.018	88957	427	0.005	0.46	
41.630	168027	889	0.005	0.97	
42.637	62733	266	0.004	0.29	
44.138	804006	6703	0.008	7.34	
45.590	109275	555	0.005	0.60	
47.036	438197	1715	0.004	1.87	
47.516	444962	2733	0.006	2.99	
48.533	1133632	6045	0.005	6.62	
49.551	2924712	46988	0.016	51.67	
50.023	657600	7032	0.011	7.70	
50.444	577362	5094	0.009	5.57	
51.164	823089	5108	0.006	5.59	
51.801	320861	1913	0.006	2.09	
52.395	130726	1408	0.011	1.54	
	9518371	91302		100.000	

Total unknown % height = 97.43

Data File: \\Terastation\share\GCdata\LC9,I\03032010,B\C-000028,d
Date : 04-MAR-2010 21:52
Client ID:
Sample Info: LVWW51DQ 0056227 A0B190524-1;0
Volume Injected (uL): 500.0
Column phase: Agilent ZorbaxCyano

Instrument: LC9,i
Operator: NS
Column diameter: 4.60

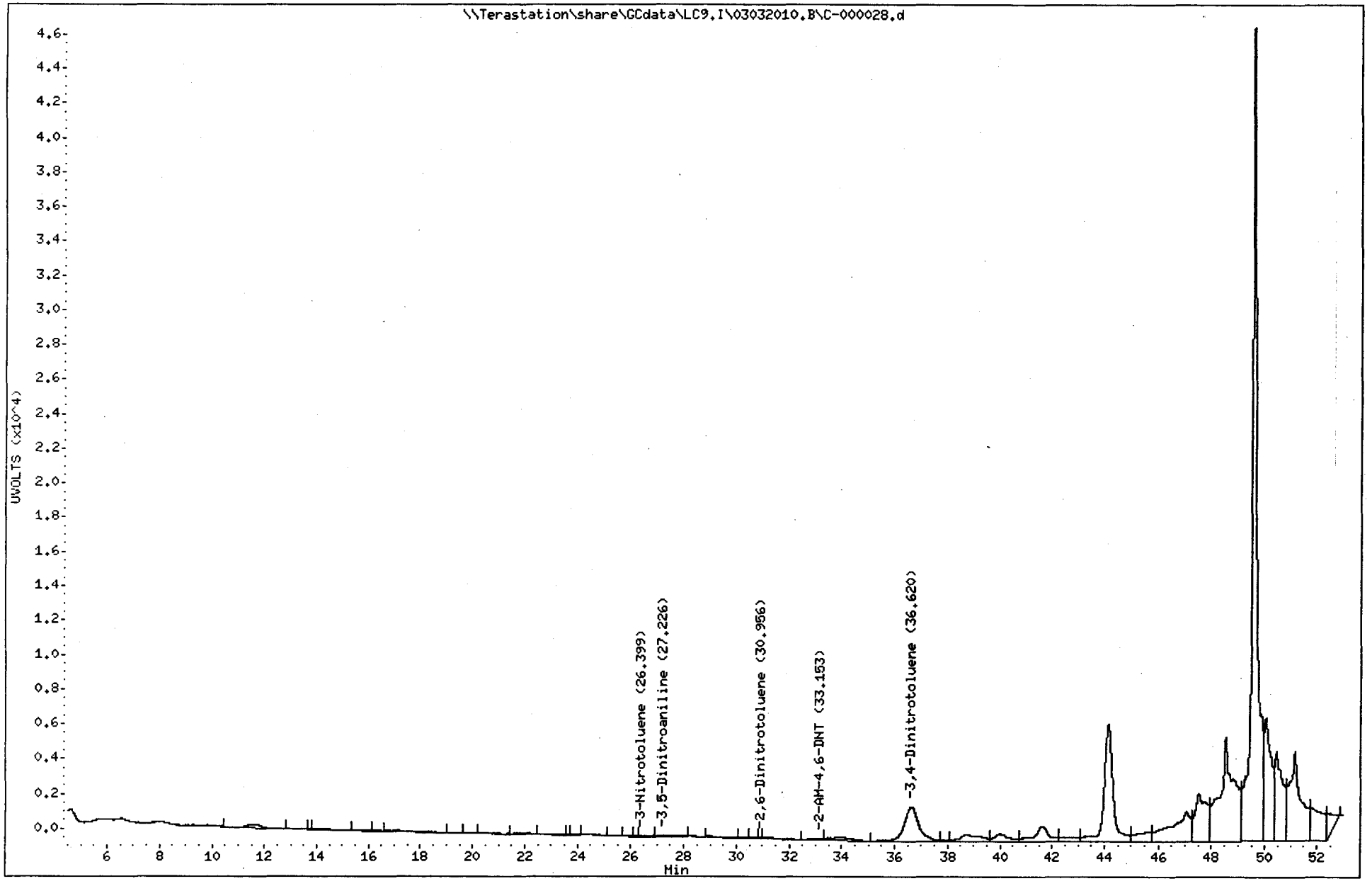

1811
North Canton

TestAmerica West Sacramento

Method 8330

Data file : \\Terastation\share\GCdata\LC9.I\03032010.B\C-000028.d\C-000028.
Lab Smp Id: LVWW51DQ 0056227 A0
Inj Date : 04-MAR-2010 21:52
Operator : NS Inst ID: LC9.i
Smp Info : LVWW51DQ 0056227 A0B190524-1;0
Misc Info : ;;;9.99;80;2;SOLIDBQSM.sub;;0;1;
Comment : SOP WS-LC-0009
Method : \\Terastation\share\GCdata\LC9.I\03032010.B\8330METCNAB.M\8330CN
Meth Date : 05-Mar-2010 06:32 tap Quant Type: AREA%
Cal Date : 04-MAR-2010 03:18 Cal File: C-000011.d
Als bottle: 49
Dil Factor: 1.00000
Integrator: HP Genie Compound Sublist: SOLIDBQSM.sub
Target Version: 4.14
Processing Host: SACP307FK

Concentration Formula: Amt * DF * Uf*Vt / Ws * CpndVariable

Name	Value	Description
DF	1.000	Dilution Factor
Uf	1.000	Unit Correction Factor
Vt	80.000	Volume of final extract (mL)(1000 low, 2
Ws	9.990	Weight of sample extracted (g)
Cpnd Variable		Local Compound Variable

RT	AREA	HEIGHT	HT/AREA	% HEIGHT	COMPOUNDS
44.138	152653	5912	0.039	4.46	
49.551	4871655	113269	0.023	85.56	
50.025	456734	10336	0.023	7.80	23 PETN
50.446	62637	2892	0.046	2.18	
	5543678	132409		100.000	

Total unknown % height = 92.20

Data File: \\Terastation\share\GCdata\LC9.I\03032010.B\C-000028.d\C-000028.d
Date : 04-MAR-2010 21:52
Client ID:
Instrument: LC9.i
Sample Info: LVWW51DQ 0056227 AOB190524-1:0
Volume Injected (uL): 500.0
Operator: NS
Column phase: Agilent ZorbaxCyano
Column diameter: 4.60

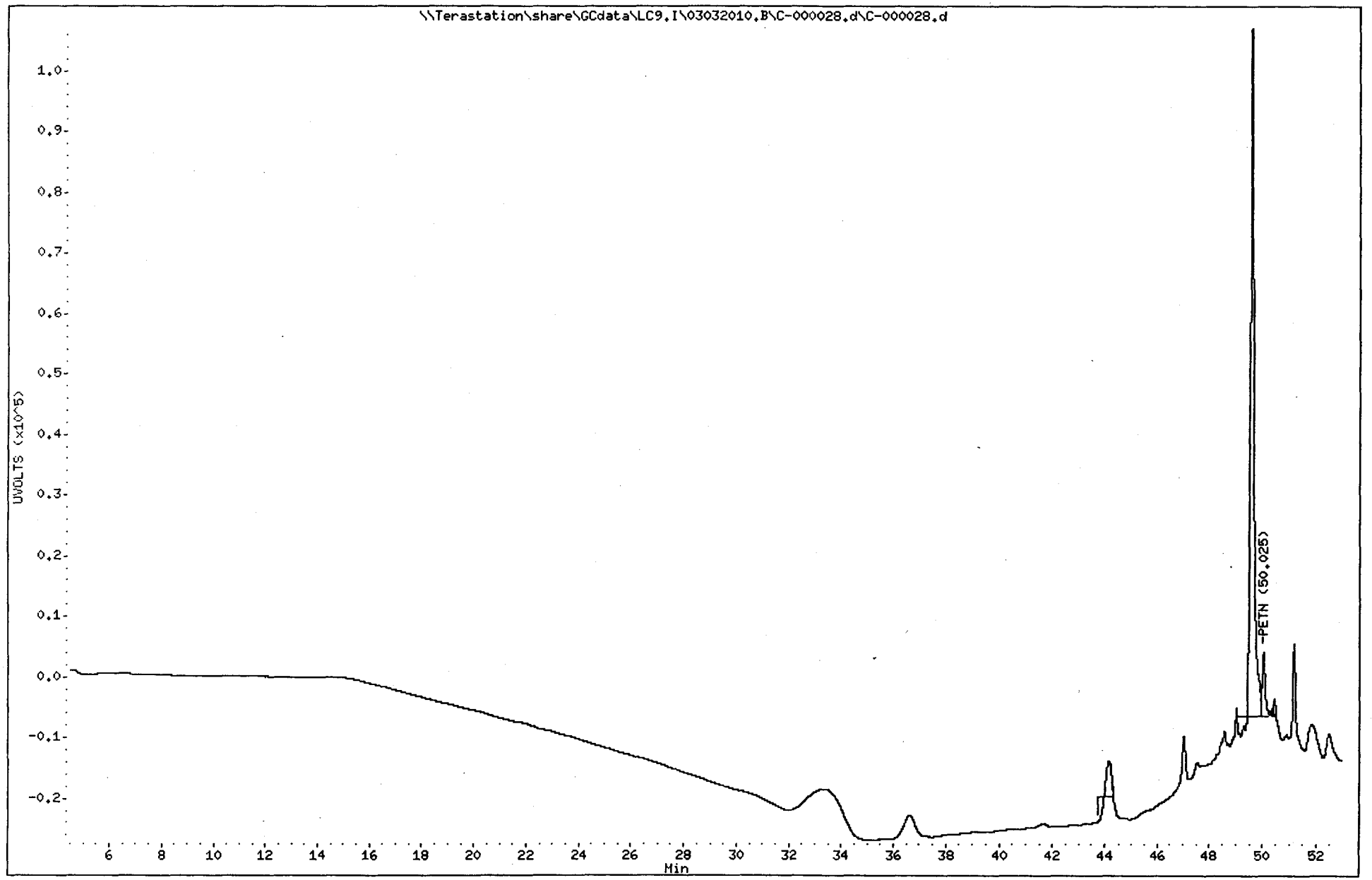

1813
North Canton

TestAmerica West Sacramento

C-000035.D

Chromatography Summary

Injection Date: 3/5/2010 5:31 Operator: NS

DataFile: LC9.I\03032010.B\C-000035.D Vial Num: 4

Instrument ID: LC9

Method 8330 Target Analyte Results

Sample : STD_05 10GCSV0072 8330 100-200ng/mL

Method File: LC9.I\03032010.B\8330METCNAB.M

Start Cal Date: 3/3/2010 19:39 End Cal Date: 3/4/2010 3:18

Dilution Factor	Extract Volume	Sample Volume	Sample Weight
1X	0 mL	0 mL	0 g

Matrix: NONE SubList: CAL.sub SpikeList:

Samp. Info: STD_05 10GCSV0072 8330 100-200ng/mL;2

Misc. Info: ;6;;;;3;CAL.sub;;0;0;

	Zorbax Cyano(250nm) ✓							Zorbax Cyano(250nm-205nm) ✓								
Compound Name	RT	Response	PPB	Spike Level	%D	Result	Flag	RT	Response	PPB	Spike Level	%D	Result	Flag	Limits(%)	Flag
3,4-Dinitrotoluene	36.85	3204	103.0000<	100	3%	Acceptable					100	-100%	Fails		(±15)	45
HMX	41.13	3822	97.7300<	100	-2%	Acceptable					100	-100%	Fails		(±15)	45
RDX	28.25	3423	98.7600<	100	-1%	Acceptable					100	-100%	Fails		(±15)	45
Picric ACID				200	-100%	Fails					200	-100%	Fails		(±15)	
1,3,5-Trinitrobenzene	22.43	5875	97.3500<	100	-3%	Acceptable					100	-100%	Fails		(±15)	45
1,3-Dinitrobenzene	20.58	7840	98.3700<	100	-2%	Acceptable					100	-100%	Fails		(±15)	45
TETRYL	46.73	13115	94.5800<	100	-5%	Acceptable					100	-100%	Fails		(±15)	45
Nitrobenzene	18.18	3659	95.4400<	100	-5%	Acceptable					100	-100%	Fails		(±15)	45
2,4,6-Trinitrotoluene	38.17	4549	96.2000<	100	-4%	Acceptable					100	-100%	Fails		(±15)	45
4-AM-2,6-DNT	34.12	4273	103.0000<	100	3%	Acceptable					100	-100%	Fails		(±15)	45
2-AM-4,6-DNT	33.33	6266	95.7300<	100	-4%	Acceptable					100	-100%	Fails		(±15)	45
2,6-Dinitrotoluene	31.04	3600	96.8800<	100	-3%	Acceptable					100	-100%	Fails		(±15)	45
2,4-Dinitrotoluene	29.70	5953	98.5200<	100	-1%	Acceptable					100	-100%	Fails		(±15)	45
2-Nitrotoluene	25.93	3296	185.7000	200	-7%	Acceptable					200	-100%	Fails		(±15)	45
4-Nitrotoluene				200	-100%	Fails					200	-100%	Fails		(±15)	
3-Nitrotoluene	26.59	2359	92.0000<	100	-8%	Acceptable					100	-100%	Fails		(±15)	45
Nitroglycerin				100	-100%	Fails		45.03	4815	99.8500	100	0%	Acceptable		(±15)	45
PETN				100	-100%	Fails		49.94	22452	101.8000<	100	2%	Acceptable		(±15)	45
3,5-Dinitroaniline	27.46	5437	99.2100	100	-1%	Acceptable					100	-100%	Fails		(±15)	45
EGDN				100	-100%	Fails					100	-100%	Fails		(±15)	

MR 3/5/10

Notes:
M = Manually Integrated
D = Operator Disabled Result
O = Over Calibration Range

Signals Differ by More Than 40%
Signals Differ by More Than 50%

Printed: 3/5/2010 9:59 AM

TestAmerica West Sacramento

Method 8330

Data file : \\Terastation\share\GCdata\LC9.I\03032010.B\C-000035.D
Lab Smp Id: STD_05 10GCSV0072 8
Inj Date : 05-MAR-2010 05:31
Operator : NS Inst ID: LC9.i
Smp Info : STD_05 10GCSV0072 8330 100-200ng/mL;2
Misc Info : ;6;;;;3;CAL.sub;;0;0;
Comment : SOP WS-LC-0009
Method : \\Terastation\share\GCdata\LC9.I\03032010.B\8330METCNAB.m
Meth Date : 05-Mar-2010 06:32 tap Quant Type: AREA%
Cal Date : 04-MAR-2010 03:18 Cal File: C-000011.d
Als bottle: 4 Continuing Calibration Sample
Dil Factor: 1.00000
Integrator: HP Genie Compound Sublist: CAL.sub
Target Version: 4.14
Processing Host: SACP307WW

RT	AREA	HEIGHT	HT/AREA	% HEIGHT			COMPOUNDS
16.506	3097	19	0.006	0.02			
18.176	566058	3659	0.006	4.62		13	Nitrobenzene
20.577	1253642	7840	0.006	9.90		10	1,3-Dinitrobenzene
22.433	1054376	5875	0.006	7.42		9	1,3,5-Trinitrobenze
25.930	631265	3296	0.005	4.16		20	2-Nitrotoluene
26.595	353845	2359	0.007	2.98		22	3-Nitrotoluene
27.455	866225	5437	0.006	6.87		11	3,5-Dinitroaniline
28.254	515617	3423	0.007	4.32		7	RDX
29.696	1033018	5953	0.006	7.52		19	2,4-Dinitrotoluene
31.041	647024	3600	0.006	4.54		18	2,6-Dinitrotoluene
33.326	862193	6266	0.007	7.91		17	2-AM-4,6-DNT
34.124	751371	4273	0.006	5.39		16	4-AM-2,6-DNT
36.848	490735	3204	0.007	4.04	$	1	3,4-Dinitrotoluene
38.168	856028	4549	0.005	5.74		15	2,4,6-Trinitrotolue
41.130	428771	3822	0.009	4.82		4	HMX
45.037	6749	51	0.008	0.06			
46.728	671252	13115	0.020	16.68		12	TETRYL
49.966	227364	1532	0.007	1.93			
50.607	47792	331	0.007	0.41			
51.167	71015	373	0.005	0.47			
51.847	21931	164	0.007	0.20			
	11359368	79141		100.000			

Total unknown % height = 3.090

Data File: \\Terastation\share\GCdata\LC9.I\03032010.B\C-000035.D
Date : 05-MAR-2010 05:31
Client ID:
Sample Info: STD_05 10GCSV0072 8330 100-200ng/mL;2

Instrument: LC9.i
Operator: NS
Column diameter: 4.60

Column phase: Agilent ZorbaxCyano

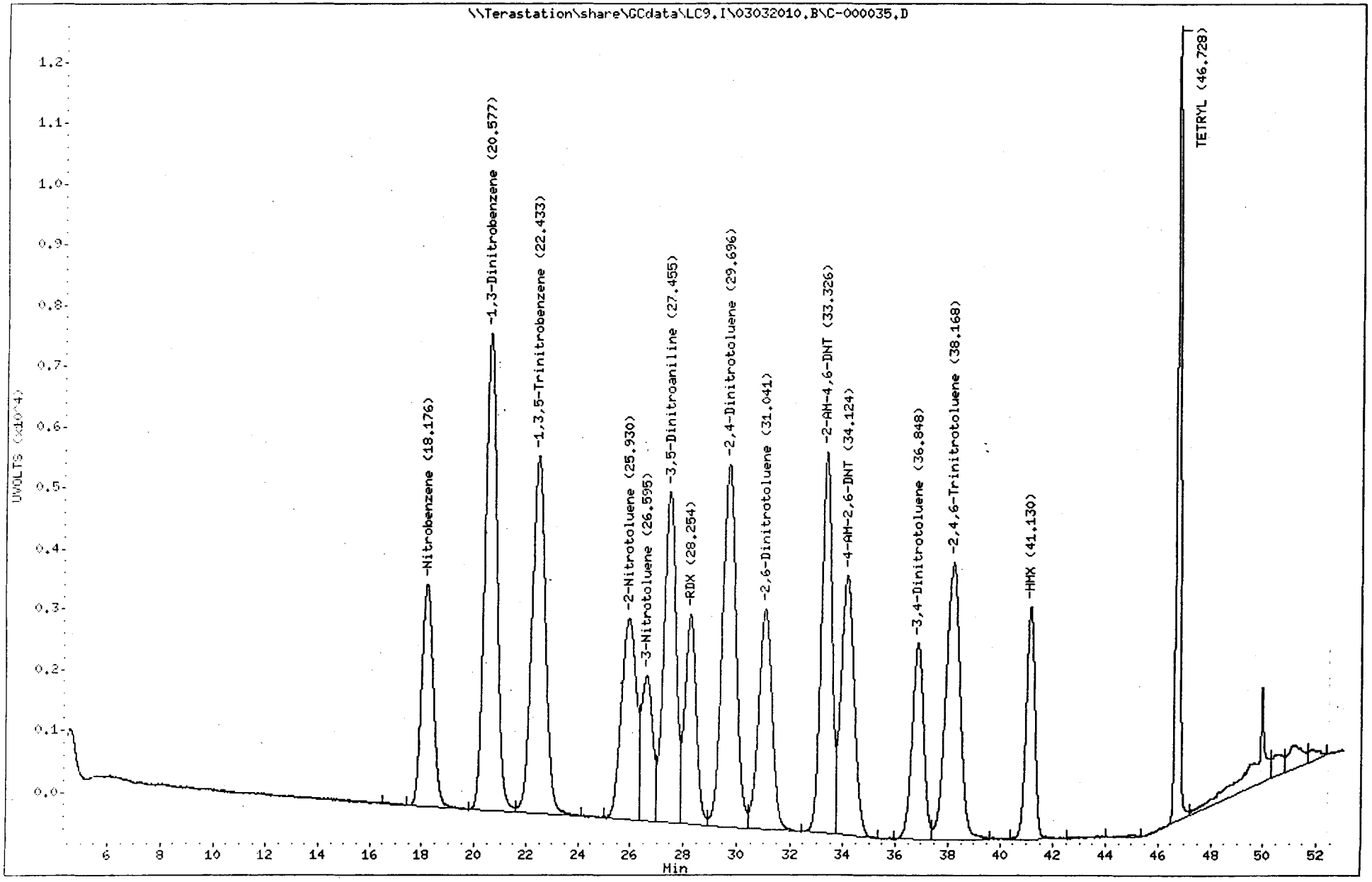

1816
North Canton

TestAmerica West Sacramento

Method 8330

Data file : \\Terastation\share\GCdata\LC9.I\03032010.B\C-000035.D\C-000035.
Lab Smp Id: STD_05 10GCSV0072 8
Inj Date : 05-MAR-2010 05:31
Operator : NS Inst ID: LC9.i
Smp Info : STD_05 10GCSV0072 8330 100-200ng/mL;2
Misc Info : ;6;;;;3;CAL.sub;;0;0;
Comment : SOP WS-LC-0009
Method : \\Terastation\share\GCdata\LC9.I\03032010.B\8330METCNAB.M\8330CN
Meth Date : 05-Mar-2010 06:32 tap Quant Type: AREA%
Cal Date : 04-MAR-2010 03:18 Cal File: C-000011.d
Als bottle: 4 Continuing Calibration Sample
Dil Factor: 1.00000
Integrator: HP Genie Compound Sublist: CAL.sub
Target Version: 4.14
Processing Host: SACP307WW

RT	AREA	HEIGHT	HT/AREA	% HEIGHT	COMPOUNDS
45.028	515346	4815	0.009	16.49	14 Nitroglycerin
49.287	44220	965	0.022	3.30	
49.629	104967	952	0.009	3.26	
49.944	668437	22452	0.034	76.95	23 PETN
	1332969	29184		100.000	

Total unknown % height = 6.560

Data File: \\Terastation\share\GCdata\LC9,I\03032010,B\C-000035,D\C-000035,D
Date : 05-MAR-2010 05:31
Client ID:
Sample Info: STD_05 10GCSV0072 8330 100-200ng/mL;2

Instrument: LC9.i
Operator: NS
Column diameter: 4.60

Column phase: Agilent ZorbaxCyano

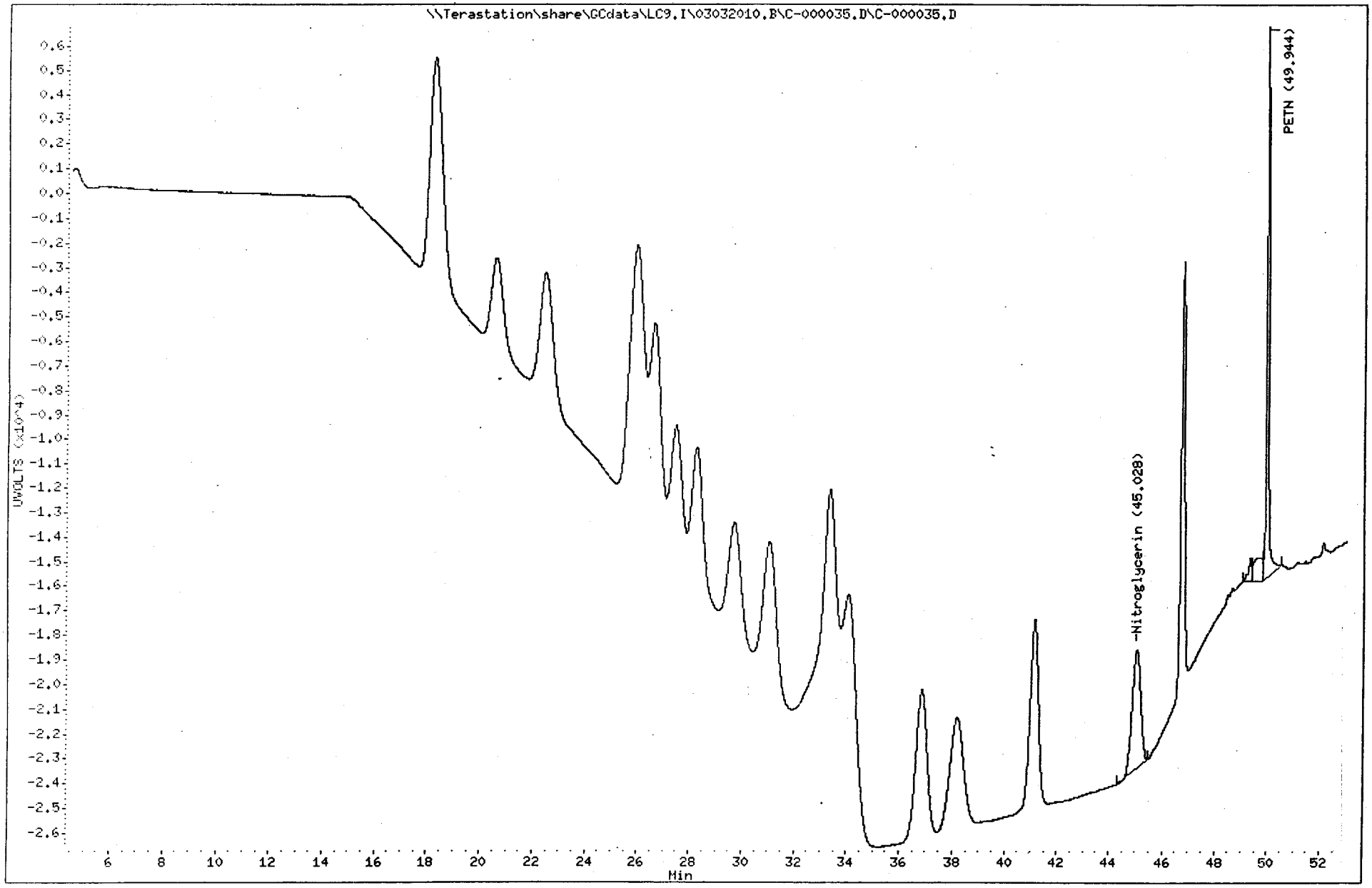

1818
North Canton

Initial Calibration

Includes (as applicable):

runlog

standard raw data

statistical summary

ms tune data

TestAmerica
THE LEADER IN ENVIRONMENTAL TESTING

West Sacramento

GC/HPLC ICAL Checklist

Instrument ID: LC10-C18 ICAL ID: 03012010 Method: 8330

Analytes Included in curve (with dates): All 8330, PETN, NG, PA, 3,5-DNA

A. Included Sections of ICAL	Analyst	Reviewer	N/A
1. ICAL Summary included (for both columns if applicable).	✓	✓	
2. ICAL Runlog included.	✓	✓	
3. ICV Included and moved to after summary.	✓	✓	
4. PEM meets requirements and is included for 8081.			✓
5. Alkane Marker included for 8015 TPH.			✓
6. ICAL Raw Data included for all analytes.	✓	✓	
B. ICAL Summary			
1. All analytes meet %RSD or linear regression requirements.	✓	✓	
2. ICAL meets requirements stated in SOP.	✓	✓	
2. Any levels dropped are reviewed and appropriate.			✓
3. All analytes in ICAL are in the ICAL summary.	✓	✓	
4. RFs are calculated correctly. Perform Manual calculation.	✓	✓	
C. ICAL Analysis			
1. Manual Integrations reviewed and appropriate.			✓
2. All peaks correctly identified.	✓	✓	
3. No analytes have saturated peaks.	✓	✓	
4. RT windows set correctly (8015 TPH).			✓
5. ICV meets requirements and is run after the ICAL.	✓	✓	
6. Standards used in ICAL are current.	✓	✓	
7. ICAL is copied to source method.	✓	✓	

Curve Valid for:	Yes	No	Criteria
Standard SOP	✓		RSD ≤20%, r≥ 0.995 (intercept <1/2RL for 8081,8082, NQ, 8310) and (<RL for 8330) and r>0.990 (intercept <RL for 8015), ICV≤15%, PEM ≤15%
DOD QSM V3	✓		RSD ≤20%, r≥ 0.995, ICV≤20%, PEM ≤15%
AFCEE 3.1	✓		RSD ≤20%, r≥ 0.995, ICV≤15%, PEM ≤15%
AFCEE 4.0	✓		RSD ≤20%, r≥ 0.995, ICV≤20% (8081, 8082, 8015) and ICV≤25% (8330,8310), PEM ≤15%

Analyst: [signature] Date: 3/2/10

Reviewer: [signature] Date: 3/2/2010

Comments:

TestAmerica West Sacramento

INITIAL CALIBRATION DATA

Start Cal Date : 01-MAR-2010 17:59
End Cal Date : 01-MAR-2010 23:38
Quant Method : ESTD
Origin : Disabled
Target Version : 4.14
Integrator : Falcon
Method file : \\Terastation\share\GCdata\LC10.I\03012010.B\8330AB.M
Last Edit : 02-Mar-2010 09:15 shafern
Curve Type : Average

Calibration File Names:
Level 1: \\Terastation\share\GCdata\GCdata\LC10.I\03012010.B\A-000010.d
Level 2: \\Terastation\share\GCdata\GCdata\LC10.I\03012010.B\A-000011.d
Level 3: \\Terastation\share\GCdata\GCdata\LC10.I\03012010.B\A-000012.d
Level 4: \\Terastation\share\GCdata\GCdata\LC10.I\03012010.B\A-000013.d
Level 5: \\Terastation\share\GCdata\GCdata\LC10.I\03012010.B\A-000014.d
Level 6: \\Terastation\share\GCdata\GCdata\LC10.I\03012010.B\A-000015.d
Level 7: \\Terastation\share\GCdata\GCdata\LC10.I\03012010.B\A-000016.d
Level 8: \\Terastation\share\GCdata\GCdata\LC10.I\03012010.B\A-000017.d

Compound	5.000 Level 1	10.000 Level 2	20.000 Level 3	50.000 Level 4	100.000 Level 5	200.000 Level 6	RRF	% RSD
	500.000 Level 7	1000.000 Level 8						
2 HMX	150	144	137	136	130	130		
	125	114					133	8.430
3 RDX	98.40000	96.90000	95.65000	95.78000	91.10000	91.75000		
	83.22800	69.00900					90.22713	10.874
4 EGDN	+++++	+++++	+++++	+++++	+++++	+++++		
	+++++	+++++					+++++	+++++ <-
5 Picric ACID	+++++	+++++	107	91.68000	91.42000	85.79200		
	80.00700	70.21200					87.65517	14.101
6 1,3,5-Trinitrobenzene	170	172	165	167	160	161		
	153	138					161	6.707
7 1,3-Dinitrobenzene	171	170	162	163	156	157		
	147	129					157	8.628
8 3,5-Dinitroaniline	118	110	106	106	101	102		
	96.54200	83.80300					103	9.691
9 TETRYL	94.40000	91.20000	87.95000	88.16000	81.37000	90.93500		
	85.72000	82.69800					87.80413	5.035

TestAmerica West Sacramento

INITIAL CALIBRATION DATA

Start Cal Date : 01-MAR-2010 17:59
End Cal Date : 01-MAR-2010 23:38
Quant Method : ESTD
Origin : Disabled
Target Version : 4.14
Integrator : Falcon
Method file : \\Terastation\share\GCdata\LC10.I\03012010.B\8330AB.M
Last Edit : 02-Mar-2010 09:15 shafern
Curve Type : Average

Compound	5.000 Level 1	10.000 Level 2	20.000 Level 3	50.000 Level 4	100.000 Level 5	200.000 Level 6	RRF	% RSD
	500.000 Level 7	1000.000 Level 8						
10 Nitrobenzene	73.00000	79.70000	78.15000	76.92000	73.47000	74.08000		
	71.93800	65.00400					74.03275	6.141
11 Nitroglycerin	+++++	+++++	+++++	+++++	+++++	+++++		
	+++++	+++++					+++++	+++++
12 2,4,6-Trinitrotoluene	107	99	97.05000	96.38000	89.94000	94.25500		
	92.83000	87.75400					95.55113	6.238
13 4-AM-2,6-DNT	80.80000	76.30000	71.75000	71.44000	68.60000	68.61000		
	69.61400	63.16000					71.28425	7.482
14 2-AM-4,6-DNT	93.20000	87.20000	82.40000	81.42000	78.04000	78.31500		
	78.19200	70.54100					81.16350	8.362
15 2,6-Dinitrotoluene	65.20000	58.90000	57.15000	56.30000	54.15000	54.21000		
	55.58400	51.55900					56.63163	7.244
16 2,4-Dinitrotoluene	103	96.20000	92.70000	92.60000	88.51000	88.75500		
	90.03200	83.62600					91.87788	6.204
17 2-Nitrotoluene	42.40000	43.10000	42.80000	41.98000	39.96000	39.93000		
	39.15400	36.49600					40.72750	5.560
18 4-Nitrotoluene	48.20000	53.20000	51.25000	49.94000	47.60000	48.01000		
	47.15800	44.32700					48.71063	5.581
19 3-Nitrotoluene	50.20000	50.90000	49.30000	49.40000	46.86000	46.97000		
	46.56200	43.90000					48.01150	4.862
20 PETN	+++++	+++++	+++++	+++++	+++++	+++++		
	+++++	+++++					+++++	+++++

TestAmerica West Sacramento

INITIAL CALIBRATION DATA

Start Cal Date : 01-MAR-2010 17:59
End Cal Date : 01-MAR-2010 23:38
Quant Method : ESTD
Origin : Disabled
Target Version : 4.14
Integrator : Falcon
Method file : \\Terastation\share\GCdata\LC10.I\03012010.B\8330AB.M
Last Edit : 02-Mar-2010 09:15 shafern
Curve Type : Average

Compound	5.000 Level 1	10.000 Level 2	20.000 Level 3	50.000 Level 4	100.000 Level 5	200.000 Level 6	___ RRF	% RSD
	500.000 Level 7	1000.000 Level 8						
$ 1 3,4-Dinitrotoluene	+++++	52.30000	46.40000	46.32000	47.22000	46.38000		
	50.47667	48.46000					48.22238	4.871

Report Date: 02-Mar-2010 09:16

Calibration History

Method : \\Terastation\share\GCdata\LC10.I\03012010.B\8330AB.M
Start Cal Date: 01-MAR-2010 17:59
End Cal Date : 01-MAR-2010 23:38
Last Cal Level: 8
Last Cal Type : Continuing Calibration

Initial Calibration

Injection Date	Sublist	Calibration File
Cal Level: 1 , Cal Amount: 5.00000		
01-MAR-2010 17:59	CAL	\\Terastation\share\GCdata\LC10.I\03012010.B\A-000010.d
Cal Level: 2 , Cal Amount: 10.00000		
01-MAR-2010 18:47	CAL	\\Terastation\share\GCdata\LC10.I\03012010.B\A-000011.d
Cal Level: 3 , Cal Amount: 20.00000		
01-MAR-2010 19:35	CAL	\\Terastation\share\GCdata\LC10.I\03012010.B\A-000012.d
Cal Level: 4 , Cal Amount: 50.00000		
01-MAR-2010 20:24	CAL	\\Terastation\share\GCdata\LC10.I\03012010.B\A-000013.d
Cal Level: 5 , Cal Amount: 100.00000		
01-MAR-2010 21:12	CAL	\\Terastation\share\GCdata\LC10.I\03012010.B\A-000014.d
Cal Level: 6 , Cal Amount: 200.00000		
01-MAR-2010 22:01	CAL	\\Terastation\share\GCdata\LC10.I\03012010.B\A-000015.d
Cal Level: 7 , Cal Amount: 500.00000		
01-MAR-2010 22:49	CAL	\\Terastation\share\GCdata\LC10.I\03012010.B\A-000016.d
Cal Level: 8 , Cal Amount: 1000.00000		

01-MAR-2010 23:38	CAL	\\Terastation\share\GCdata\LC10.I\03012010.B\A-000017.d

Continuing Calibration
Ccal Level Mode: BY SAMPLE

02-MAR-2010 02:03	CAL	\\Terastation\share\GCdata\LC10.I\03012010.B\A-000020.d
02-MAR-2010 01:14	CAL	\\Terastation\share\GCdata\LC10.I\03012010.B\A-000019.d
01-MAR-2010 21:12	CAL	\\Terastation\share\GCdata\LC10.I\03012010.B\A-000014.d

TestAmerica West Sacramento

INITIAL CALIBRATION DATA

Start Cal Date : 01-MAR-2010 17:59
End Cal Date : 01-MAR-2010 23:38
Quant Method : ESTD
Origin : Disabled
Target Version : 4.14
Integrator : Falcon
Method file : \\Terastation\share\GCdata\LC10.I\03012010.B\8330AB.M\8330
Last Edit : 02-Mar-2010 09:15 shafern
Curve Type : Average

Calibration File Names:
Level 1: \\Terastation\share\GCdata\GCdata\LC10.I\03012010.B\A-000010.d\A-00
Level 2: \\Terastation\share\GCdata\GCdata\LC10.I\03012010.B\A-000011.d\A-00
Level 3: \\Terastation\share\GCdata\GCdata\LC10.I\03012010.B\A-000012.d\A-00
Level 4: \\Terastation\share\GCdata\GCdata\LC10.I\03012010.B\A-000013.d\A-00
Level 5: \\Terastation\share\GCdata\GCdata\LC10.I\03012010.B\A-000014.d\A-00
Level 6: \\Terastation\share\GCdata\GCdata\LC10.I\03012010.B\A-000015.d\A-00
Level 7: \\Terastation\share\GCdata\GCdata\LC10.I\03012010.B\A-000016.d\A-00
Level 8: \\Terastation\share\GCdata\GCdata\LC10.I\03012010.B\A-000017.d\A-00

Compound	5.000 Level 1	10.000 Level 2	20.000 Level 3	50.000 Level 4	100.000 Level 5	200.000 Level 6	RRF	% RSD	
	500.000 Level 7	1000.000 Level 8							
2 HMX	+++++	+++++	+++++	+++++	+++++	+++++			
	+++++	+++++					+++++	+++++	
3 RDX	+++++	+++++	+++++	+++++	+++++	+++++			
	+++++	+++++					+++++	+++++	
4 EGDN	+++++	+++++	+++++	+++++	+++++	+++++			
	+++++	+++++					+++++	+++++	<-
5 Picric ACID	+++++	+++++	154	135	134	127			
	118	104					129	13.252	
6 1,3,5-Trinitrobenzene	+++++	+++++	+++++	+++++	+++++	+++++			
	+++++	+++++					+++++	+++++	
7 1,3-Dinitrobenzene	+++++	+++++	+++++	+++++	+++++	+++++			
	+++++	+++++					+++++	+++++	
8 3,5-Dinitroaniline	+++++	+++++	+++++	+++++	+++++	+++++			
	+++++	+++++					+++++	+++++	
9 TETRYL	+++++	+++++	+++++	+++++	+++++	+++++			
	+++++	+++++					+++++	+++++	

TestAmerica West Sacramento

INITIAL CALIBRATION DATA

Start Cal Date : 01-MAR-2010 17:59
End Cal Date : 01-MAR-2010 23:38
Quant Method : ESTD
Origin : Disabled
Target Version : 4.14
Integrator : Falcon
Method file : \\Terastation\share\GCdata\LC10.I\03012010.B\8330AB.M\8330
Last Edit : 02-Mar-2010 09:15 shafern
Curve Type : Average

Compound	5.000 Level 1	10.000 Level 2	20.000 Level 3	50.000 Level 4	100.000 Level 5	200.000 Level 6	RRF	% RSD
	500.000 Level 7	1000.000 Level 8						
10 Nitrobenzene	+++++	+++++	+++++	+++++	+++++	+++++		
	+++++	+++++					+++++	+++++
11 Nitroglycerin	+++++	+++++	63.55000	63.44000	62.94000	63.83500		
	63.78800	58.64100					62.69900	3.212
12 2,4,6-Trinitrotoluene	+++++	+++++	+++++	+++++	+++++	+++++		
	+++++	+++++					+++++	+++++
13 4-AM-2,6-DNT	+++++	+++++	+++++	+++++	+++++	+++++		
	+++++	+++++					+++++	+++++
14 2-AM-4,6-DNT	+++++	+++++	+++++	+++++	+++++	+++++		
	+++++	+++++					+++++	+++++
15 2,6-Dinitrotoluene	+++++	+++++	+++++	+++++	+++++	+++++		
	+++++	+++++					+++++	+++++
16 2,4-Dinitrotoluene	+++++	+++++	+++++	+++++	+++++	+++++		
	+++++	+++++					+++++	+++++
17 2-Nitrotoluene	+++++	+++++	+++++	+++++	+++++	+++++		
	+++++	+++++					+++++	+++++
18 4-Nitrotoluene	+++++	+++++	+++++	+++++	+++++	+++++		
	+++++	+++++					+++++	+++++
19 3-Nitrotoluene	+++++	+++++	+++++	+++++	+++++	+++++		
	+++++	+++++					+++++	+++++
20 PETN	+++++ ✓	+++++ ✓	38.05000	30.62000	30.28000	30.55500	✓	✓
	30.73000	29.44300					31.61300	10.083

3/2/2010 MEJ

TestAmerica West Sacramento

INITIAL CALIBRATION DATA

Start Cal Date : 01-MAR-2010 17:59
End Cal Date : 01-MAR-2010 23:38
Quant Method : ESTD
Origin : Disabled
Target Version : 4.14
Integrator : Falcon
Method file : \\Terastation\share\GCdata\LC10.I\03012010.B\8330AB.M\8330
Last Edit : 02-Mar-2010 09:15 shafern
Curve Type : Average

Compound	5.000 Level 1	10.000 Level 2	20.000 Level 3	50.000 Level 4	100.000 Level 5	200.000 Level 6	RRF	% RSD
	500.000 Level 7	1000.000 Level 8						
$ 1 3,4-Dinitrotoluene	+++++	114	97.05000	94.88000	96.43000	95.07500		
	95.19000	90.92400					97.62129	7.577

Report Date: 02-Mar-2010 09:17

Calibration History

Method : \\Terastation\share\GCdata\LC10.I\03012010.B\8330AB.M\83302.M
Start Cal Date: 01-MAR-2010 17:59
End Cal Date : 01-MAR-2010 23:38
Last Cal Level: 8
Last Cal Type : Continuing Calibration

Initial Calibration

Injection Date	Sublist	Calibration File
Cal Level: 1 , Cal Amount: 5.00000		
01-MAR-2010 17:59	CAL	\\Terastation\share\GCdata\LC10.I\03012010.B\A-000010.d\A-000010.d
Cal Level: 2 , Cal Amount: 10.00000		
01-MAR-2010 18:47	CAL	\\Terastation\share\GCdata\LC10.I\03012010.B\A-000011.d\A-000011.d
Cal Level: 3 , Cal Amount: 20.00000		
01-MAR-2010 19:35	CAL	\\Terastation\share\GCdata\LC10.I\03012010.B\A-000012.d\A-000012.d
Cal Level: 4 , Cal Amount: 50.00000		
01-MAR-2010 20:24	CAL	\\Terastation\share\GCdata\LC10.I\03012010.B\A-000013.d\A-000013.d
Cal Level: 5 , Cal Amount: 100.00000		
01-MAR-2010 21:12	CAL	\\Terastation\share\GCdata\LC10.I\03012010.B\A-000014.d\A-000014.d
Cal Level: 6 , Cal Amount: 200.00000		
01-MAR-2010 22:01	CAL	\\Terastation\share\GCdata\LC10.I\03012010.B\A-000015.d\A-000015.d
Cal Level: 7 , Cal Amount: 500.00000		
01-MAR-2010 22:49	CAL	\\Terastation\share\GCdata\LC10.I\03012010.B\A-000016.d\A-000016.d
Cal Level: 8 , Cal Amount: 1000.00000		

01-MAR-2010 23:38	CAL	\\Terastation\share\GCdata\LC10.I\03012010.B\A-000017.d\A-000017.d

Continuing Calibration
Ccal Level Mode: BY SAMPLE

02-MAR-2010 02:03	CAL	\\Terastation\share\GCdata\LC10.I\03012010.B\A-000020.d\A-000020.d
02-MAR-2010 01:14	CAL	\\Terastation\share\GCdata\LC10.I\03012010.B\A-000019.d\A-000019.d
01-MAR-2010 20:24	CAL	\\Terastation\share\GCdata\LC10.I\03012010.B\A-000013.d\A-000013.d

Calibration Standard Level Reference Sheet

8330, 8330A, 8330B

	Concentration (ppb)							
Analyte	Level 1	2	3	4	5	6	7	8
3,4-Dinitrotoluene (surr)		10	20	50	100	200	300	500
HMX	5	10	20	50	100	200	500	1000
MNX	5	10	20	50	100	200	500	1000
DNX	5	10	20	50	100	200	500	1000
TNX	5	10	20	50	100	200	500	1000
RDX	5	10	20	50	100	200	500	1000
1,3,5-Trinitrobenzene	5	10	20	50	100	200	500	1000
1,3-Dinitrotoluene	5	10	20	50	100	200	500	1000
3.5-Dinitroaniline	5	10	20	50	100	200	500	1000
TETRYL	5	10	20	50	100	200	500	1000
Nitrobenzene	5	10	20	50	100	200	500	1000
2,4,6-Trinitrotoluene	5	10	20	50	100	200	500	1000
4-Amino-2,6-dinitrotoluene	5	10	20	50	100	200	500	1000
2-Amino-4,6-dinitrotoluene	5	10	20	50	100	200	500	1000
2,6-Dinitrotoluene	5	10	20	50	100	200	500	1000
2,4-Dinitrotoluene	5	10	20	50	100	200	500	1000
2-Nitrotoluene	5	10	20	50	100	200	500	1000
4-Nitrotoluene	5	10	20	50	100	200	500	1000
3-Nitrotoluene	5	10	20	50	100	200	500	1000
Picric Acid			50	100	200	500	1000	2000
Nitroglycerin			20	50	100	200	500	1000
PETN			20	50	100	200	500	1000
EGDN			20	50	100	200	500	1000

TestAmerica West Sacramento
GC/LC INSTRUMENT LOG

Inst ID: LC10 Batch ID: 03012010
Method : Method 8330 Test : SOP SAC-LC-0009
ICAL Date: See Calibration Report

Date	Time	Operator	Sample ID	File ID	Vol or Wt	Extract Vol	Diln	Comments
01-MAR-2010	10:34	NS	8330 PRIMER	A-000001.	0 g	0 mL	1	
01-MAR-2010	11:23	NS	8330 PRIMER	A-000002.	0 g	0 mL	1	
01-MAR-2010	12:11	NS	8330 PRIMER	A-000003.	0 g	0 mL	1	
01-MAR-2010	12:59	NS	8330 PRIMER	A-000004.	0 g	0 mL	1	
01-MAR-2010	13:48	NS	8330 PRIMER	A-000005.	0 g	0 mL	1	
01-MAR-2010	14:36	NS	8330 PRIMER	A-000006.	0 g	0 mL	1	
01-MAR-2010	15:25	NS	8330 PRIMER	A-000007.	0 g	0 mL	1	
01-MAR-2010	16:13	NS	8330 PRIMER	A-000008.	0 g	0 mL	1	
01-MAR-2010	17:10	NS	BLANK	A-000009.	0 g	0 mL	1	
01-MAR-2010	17:59	NS	CS_01 10GCSV0046 8330 ICAL L1	A-000010.	0 g	0 mL	1	
01-MAR-2010	18:47	NS	CS_02 10GCSV0047 8330 ICAL L2	A-000011.	0 g	0 mL	1	
01-MAR-2010	19:35	NS	CS_03 10GCSV0048 8330 ICAL L3	A-000012.	0 g	0 mL	1	
01-MAR-2010	20:24	NS	CS_04 10GCSV0049 8330 ICAL L4	A-000013.	0 g	0 mL	1	
01-MAR-2010	21:12	NS	CS_05 10GCSV0072 8330 ICAL L5	A-000014.	0 g	0 mL	1	
01-MAR-2010	22:01	NS	CS_06 09GCSV0482 8330 ICAL L6	A-000015.	0 g	0 mL	1	
01-MAR-2010	22:49	NS	CS_07 10GCSV0050 8330 ICAL L7	A-000016.	0 g	0 mL	1	
01-MAR-2010	23:38	NS	CS_8 10GCSV0051 8330 ICAL L8 1	A-000017.	0 g	0 mL	1	
02-MAR-2010	00:26	NS	BLANK	A-000018.	0 g	0 mL	1	
02-MAR-2010	01:14	NS	ICV 10GCSV0058 8330 200ng/mL	A-000019.	0 g	0 mL	1	
02-MAR-2010	02:03	NS	MRL 10GCSV0074 8330 5-50ng/mL	A-000020.	0 g	0 mL	1	

TestAmerica West Sacramento

A-000019.D

Chromatography Summary

Method 8330 Target Analyte Results

Sample : **ICV 10GCSV0058 8330 200ng/mL**

Matrix: NONE **SubList:** CAL.sub **SpikeList:**

Samp. Info: ICV 10GCSV0058 8330 200ng/mL;2

Misc. Info: ;6; ; ; ;3;CAL.sub; ;0;1

Injection Date: 3/2/2010 1:14 **Operator:** NS

DataFile: LC10.I\03012010.B\A-000019.D **Vial Num:** 69

Instrument ID: LC10

Method File: LC10.I\03012010.B\8330AB.M

Start Cal Date: 3/1/2010 17:59 **End Cal Date:** 3/1/2010 23:38

Dilution Factor	Extract Volume	Sample Volume	Sample Weight
1X	0 mL	0 mL	0 g

	Synergi Hydro-RP C18(250nm-265nm)							Synergi Hydro-RP C18(358nm-205nm)								
Compound Name	RT	Response	PPB	Spike Level	%D	Result	Flag	RT	Response	PPB	Spike Level	%D	Result	Flag	Limits(%)	Flag
3,4-Dinitrotoluene				200	-100%	Fails	Not SPIKED				200	-100%	Fails		(±15)	
HMX	5.46	27851	209.1000<	200	5%	Acceptable					200	-100%	Fails		(±15)	45
RDX	8.04	18379	203.7000<	200	2%	Acceptable					200	-100%	Fails		(±15)	45
Picric ACID	9.24	41098	468.8000	500	-6%	Acceptable		9.24	60778	472.3000<	500	-6%	Acceptable		(±15)	
1,3,5-Trinitrobenzene	10.62	32359	201.1000<	200	1%	Acceptable					200	-100%	Fails		(±15)	45
1,3-Dinitrobenzene	13.66	31650	201.6000<	200	1%	Acceptable					200	-100%	Fails		(±15)	45
TETRYL	15.16	18076	205.9000<	200	3%	Acceptable					200	-100%	Fails		(±15)	45
Nitrobenzene	15.52	15283	206.4000<	200	3%	Acceptable					200	-100%	Fails		(±15)	45
2,4,6-Trinitrotoluene	17.41	19055	199.4000<	200	0%	Acceptable					200	-100%	Fails		(±15)	45
4-AM-2,6-DNT	18.18	14153	198.5000<	200	-1%	Acceptable					200	-100%	Fails		(±15)	45
2-AM-4,6-DNT	19.31	16434	202.5000<	200	1%	Acceptable					200	-100%	Fails		(±15)	45
2,6-Dinitrotoluene	21.05	11129	196.5000<	200	-2%	Acceptable					200	-100%	Fails		(±15)	45
2,4-Dinitrotoluene	21.82	18425	200.5000<	200	0%	Acceptable					200	-100%	Fails		(±15)	45
2-Nitrotoluene	25.40	8259	202.8000<	200	1%	Acceptable					200	-100%	Fails		(±15)	45
4-Nitrotoluene	27.41	9936	204.0000<	200	2%	Acceptable					200	-100%	Fails		(±15)	45
3-Nitrotoluene	29.54	9806	204.2000<	200	2%	Acceptable					200	-100%	Fails		(±15)	45
Nitroglycerin				200	-100%	Fails		16.44	13921	222.0000<	200	11%	Acceptable		(±15)	45
PETN				200	-100%	Fails		33.13	6995	221.3000<	200	11%	Acceptable		(±15)	45
3,5-Dinitroaniline	14.56	20727	201.3000<	200	1%	Acceptable					200	-100%	Fails		(±15)	45
EGDN				200	-100%	Fails	NA				200	-100%	Fails		(±15)	

MR 3/2/10

ICV passes ± 15%

MR 3/2/10

Notes:
M = Manually Integrated
D = Operator Disabled Result
O = Over Calibration Range

Signals Differ by More Than 40%
Signals Differ by More Than 50%

Printed: 3/2/2010 9:15 AM

TestAmerica West Sacramento

Method 8330

Data file : \\Terastation\share\GCdata\LC10.I\03012010.B\A-000019.d
Lab Smp Id: ICV 10GCSV0058 8330
Inj Date : 02-MAR-2010 01:14
Operator : NS Inst ID: LC10.i
Smp Info : ICV 10GCSV0058 8330 200ng/mL;2
Misc Info : ;6; ; ; ;3;CAL.sub; ;0;1
Comment : SOP SAC-LC-0009
Method : \\terastation\share\GCdata\LC10.I\03012010.B\8330AB.m
Meth Date : 02-Mar-2010 09:14 shafern Quant Type: AREA%
Cal Date : 01-MAR-2010 23:38 Cal File: A-000017.d
Als bottle: 69 Continuing Calibration Sample
Dil Factor: 1.00000
Integrator: Falcon+ Compound Sublist: CAL.sub
Target Version: 4.14
Processing Host: SACP307FK

RT	AREA	HEIGHT	HT/AREA	% HEIGHT		COMPOUNDS
4.897	101	40	0.394	0.01		
5.057	1419	213	0.150	0.06		
5.457	180264	27851	0.155	8.89	2	HMX
8.044	192820	18379	0.095	5.86	3	RDX
8.740	1385	166	0.120	0.05		
9.237	570439	41098	0.072	13.21	5	Picric ACID
10.617	413294	32359	0.078	10.33	6	1,3,5-Trinitrobenze
13.664	499482	31650	0.063	10.10	7	1,3-Dinitrobenzene
14.560	345098	20727	0.060	6.61	8	3,5-Dinitroaniline
15.164	289510	18076	0.062	5.77	9	TETRYL
15.520	268810	15283	0.057	4.87	10	Nitrobenzene
16.450	2076	138	0.066	0.04		
17.407	342027	19055	0.056	6.08	12	2,4,6-Trinitrotolue
18.180	275681	14153	0.051	4.51	13	4-AM-2,6-DNT
19.307	347563	16434	0.047	5.24	14	2-AM-4,6-DNT
21.047	227359	11129	0.049	3.55	15	2,6-Dinitrotoluene
21.824	403652	18425	0.046	5.88	16	2,4-Dinitrotoluene
25.404	217983	8259	0.038	2.63	17	2-Nitrotoluene
27.407	279772	9936	0.036	3.17	18	4-Nitrotoluene
29.540	298361	9806	0.033	3.13	19	3-Nitrotoluene
33.177	525	49	0.093	0.01		
	5157621	313226		100.000		

Total unknown % height = 0.1700

Data File: \\Terastation\share\GCdata\LC10.I\03012010.B\A-000019.d

Date : 02-MAR-2010 01:14

Client ID:

Sample Info: ICV 10GCSV0058 8330 200ng/mL;2

Column phase: SYNERGI HYDRORP C18

Instrument: LC10.i

Operator: NS

Column diameter: 4.60

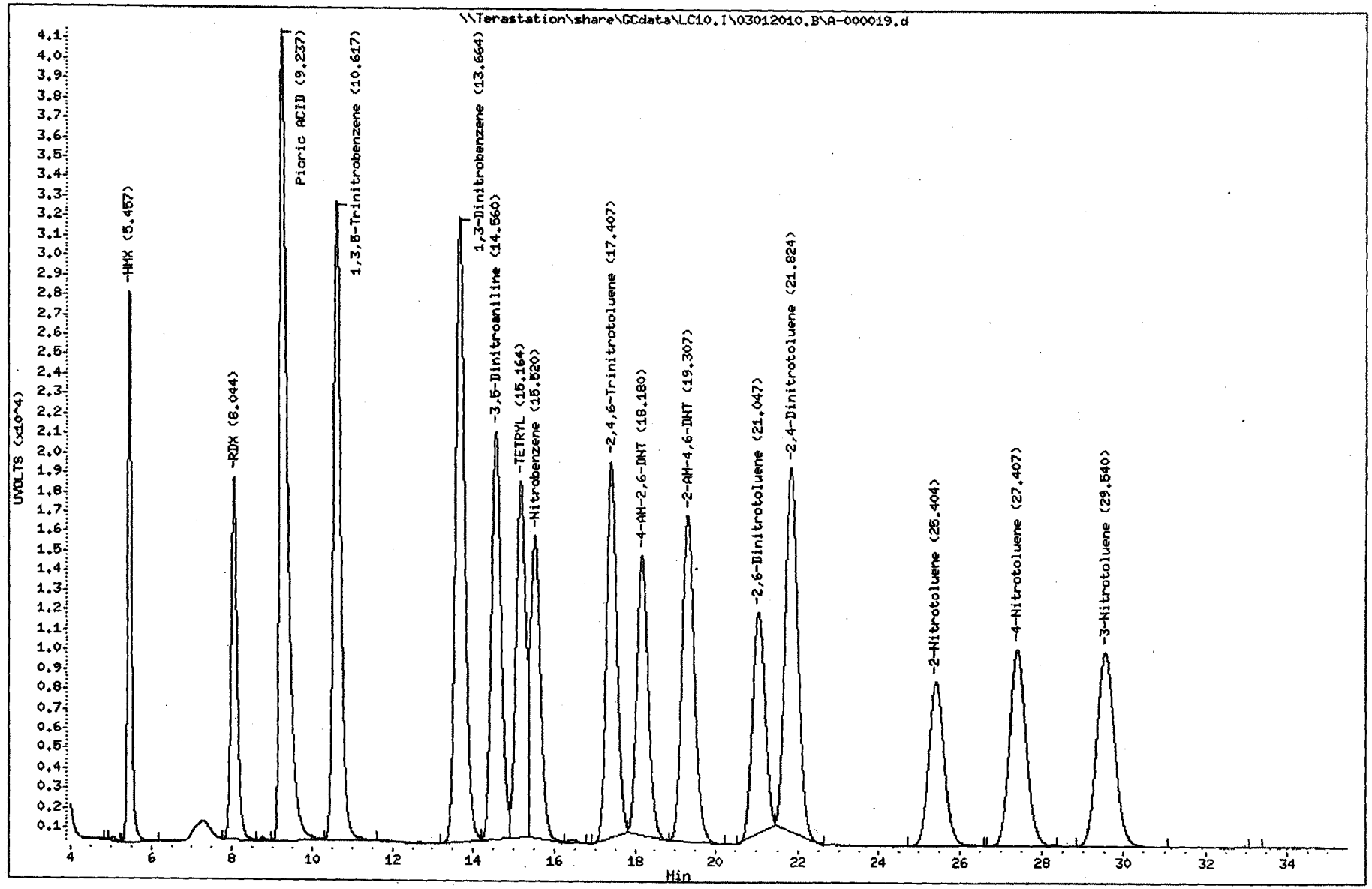

TestAmerica West Sacramento

Method 8330

Data file : \\Terastation\share\GCdata\LC10.I\03012010.B\A-000019.d\A-000019
Lab Smp Id: ICV 10GCSV0058 8330
Inj Date : 02-MAR-2010 01:14
Operator : NS Inst ID: LC10.i
Smp Info : ICV 10GCSV0058 8330 200ng/mL;2
Misc Info : ;6; ; ; ;3;CAL.sub; ;0;1
Comment : SOP SAC-LC-0009
Method : \\terastation\share\GCdata\LC10.I\03012010.B\8330AB.M\83302.m
Meth Date : 02-Mar-2010 09:14 shafern Quant Type: AREA%
Cal Date : 01-MAR-2010 23:38 Cal File: A-000017.d
Als bottle: 69 Continuing Calibration Sample
Dil Factor: 1.00000
Integrator: Falcon+ Compound Sublist: CAL.sub
Target Version: 4.14
Processing Host: SACP307FK

RT	AREA	HEIGHT	HT/AREA	% HEIGHT	COMPOUNDS
9.237	849293	60778	0.072	19.26	5 Picric ACID
10.614	7363	517	0.070	0.16	
13.664	258452	16422	0.064	5.18	
14.560	363697	21789	0.060	6.87	
15.167	388762	24491	0.063	7.72	
15.520	427771	23907	0.056	7.54	
16.444	238096	13921	0.058	4.39	11 Nitroglycerin
17.407	376128	20557	0.055	6.48	
18.177	424782	21215	0.050	6.69	
19.307	356880	16998	0.048	5.36	
21.047	440087	20006	0.045	6.31	
21.824	364079	15487	0.043	4.88	
25.407	516355	19787	0.038	6.24	
27.410	405262	14502	0.036	4.57	
29.537	592682	19506	0.033	6.15	
33.127	252854	6995	0.028	2.20	20 PETN
	6262544	316878		100.000	

Total unknown % height = 74.15

Data File: \\Terastation\share\GCdata\LC10.I\03012010.B\A-000019.d\A-000019.d

Date : 02-MAR-2010 01:14

Client ID:

Instrument: LC10.i

Sample Info: ICV 10GCSV0058 8330 200ng/mL:2

Operator: NS

Column phase: SYNERGI HYDRORP C18

Column diameter: 4.60

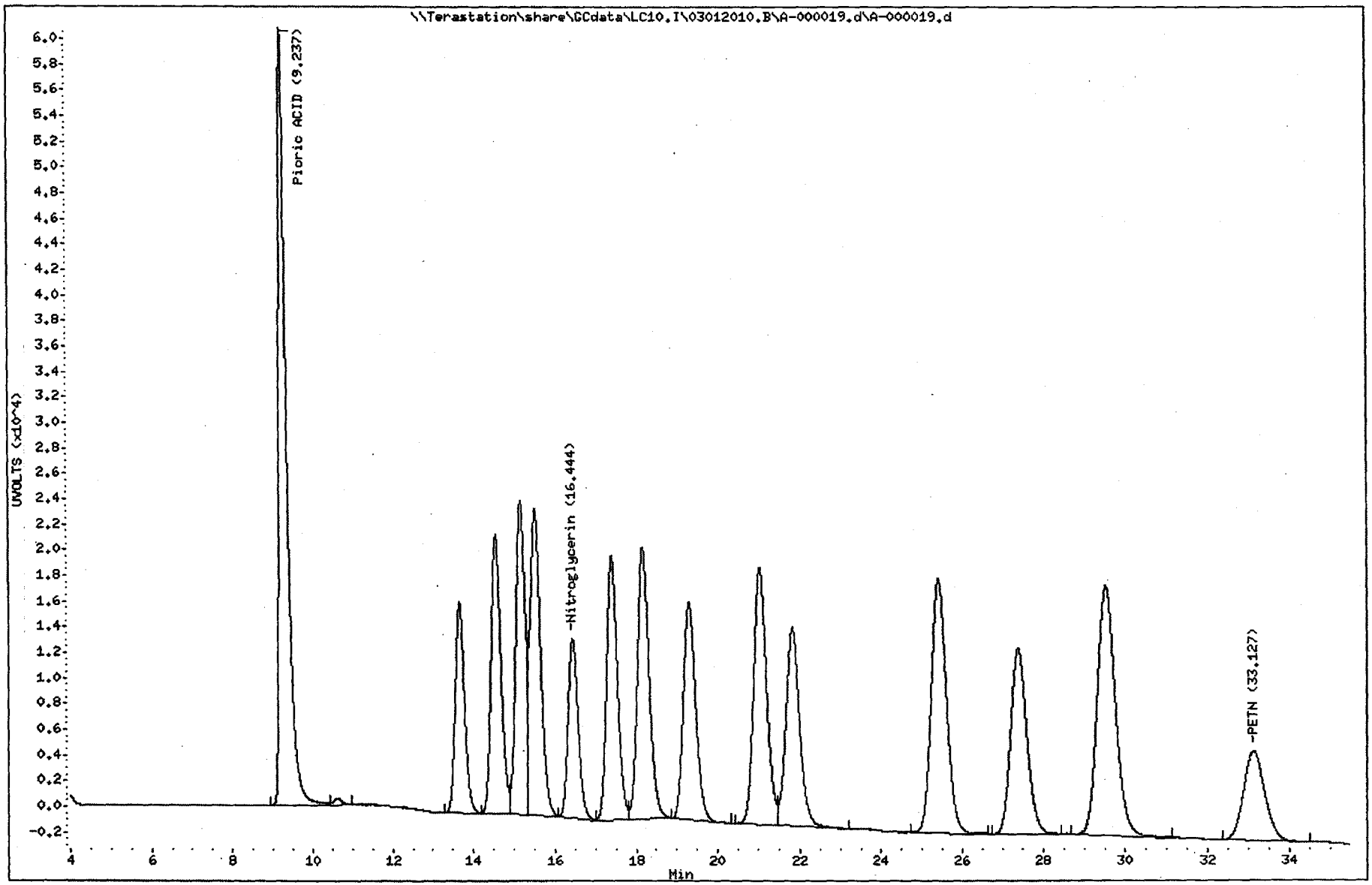

TestAmerica West Sacramento

A-000020.D

Chromatography Summary

Method 8330 Target Analyte Results

Injection Date: 3/2/2010 2:03 **Operator:** NS
DataFile: LC10.I\03012010.B\A-000020.D **Vial Num:** 70
Instrument ID: LC10

Sample : **MRL 10GCSV0074 8330 5-50ng/mL**

Method File: LC10.I\03012010.B\8330AB.M
Start Cal Date: 3/1/2010 17:59 **End Cal Date:** 3/1/2010 23:38

Dilution Factor	Extract Volume	Sample Volume	Sample Weight
1X	0 mL	0 mL	0 g

Matrix: NONE **SubList:** CAL.sub **SpikeList:**
Samp. Info: MRL 10GCSV0074 8330 5-50ng/mL;2
Misc. Info: ;9; ; ; ;3;CAL.sub; ;0;1

	Synergi Hydro-RP C18(250nm-265nm)							Synergi Hydro-RP C18(358nm-205nm)								
Compound Name	RT	Response	PPB	Spike Level	%D	Result	Flag	RT	Response	PPB	Spike Level	%D	Result	Flag	Limits(%)	Flag
3,4-Dinitrotoluene	18.73	957	19.8400<	20	-1%	Acceptable		18.73	1737	17.7900	20	-11%	Acceptable		(±15)	
HMX	5.45	699	5.2470<	5	5%	Acceptable					5	-100%	Fails		(±15)	45
RDX	8.02	409	4.5330<	5	-9%	Acceptable					5	-100%	Fails		(±15)	45
Picric ACID	9.30	4130	47.1200	50	-6%	Acceptable		9.30	5993	46.5700<	50	-7%	Acceptable		(±15)	
1,3,5-Trinitrobenzene	10.60	787	4.8920<	5	-2%	Acceptable					5	-100%	Fails		(±15)	45
1,3-Dinitrobenzene	13.65	754	4.8020<	5	-4%	Acceptable					5	-100%	Fails		(±15)	45
TETRYL	15.15	436	4.9660<	5	-1%	Acceptable					5	-100%	Fails		(±15)	45
Nitrobenzene	15.46	384	5.1870<	5	4%	Acceptable					5	-100%	Fails		(±15)	45
2,4,6-Trinitrotoluene	17.35	476	4.9820<	5	0%	Acceptable					5	-100%	Fails		(±15)	45
4-AM-2,6-DNT	18.16	356	4.9940<	5	0%	Acceptable					5	-100%	Fails		(±15)	45
2-AM-4,6-DNT	19.25	407	5.0140<	5	0%	Acceptable					5	-100%	Fails		(±15)	45
2,6-Dinitrotoluene	21.02	271	4.7850<	5	-4%	Acceptable					5	-100%	Fails		(±15)	45
2,4-Dinitrotoluene	21.80	452	4.9200<	5	-2%	Acceptable					5	-100%	Fails		(±15)	45
2-Nitrotoluene	25.36	219	5.3770<	5	8%	Acceptable					5	-100%	Fails		(±15)	45
4-Nitrotoluene	27.34	250	5.1320<	5	3%	Acceptable					5	-100%	Fails		(±15)	45
3-Nitrotoluene	29.44	249	5.1860<	5	4%	Acceptable					5	-100%	Fails		(±15)	45
Nitroglycerin				20	-100%	Fails		16.41	1265	20.1800<	20	1%	Acceptable		(±15)	45
PETN				20	-100%	Fails		33.09	682	21.5700<	20	8%	Acceptable		(±15)	45
3,5-Dinitroaniline	14.52	504	4.8940<	5	-2%	Acceptable					5	-100%	Fails		(±15)	45
EGDN				20	-100%	Fails					20	-100%	Fails		(±15)	

M 3/2/10

Notes:
M = Manually Integrated
D = Operator Disabled Result
O = Over Calibration Range

Signals Differ by More Than 40%
Signals Differ by More Than 50%

Printed: 3/2/2010 9:15 AM

TestAmerica West Sacramento

Method 8330

Data file : \\Terastation\share\GCdata\LC10.I\03012010.B\A-000020.d
Lab Smp Id: MRL 10GCSV0074 8330
Inj Date : 02-MAR-2010 02:03
Operator : NS Inst ID: LC10.i
Smp Info : MRL 10GCSV0074 8330 5-50ng/mL;2
Misc Info : ;9; ; ; ;3;CAL.sub; ;0;1
Comment : SOP SAC-LC-0009
Method : \\terastation\share\GCdata\LC10.I\03012010.B\8330AB.m
Meth Date : 02-Mar-2010 09:15 shafern Quant Type: AREA%
Cal Date : 01-MAR-2010 23:38 Cal File: A-000017.d
Als bottle: 70 Continuing Calibration Sample
Dil Factor: 1.00000
Integrator: Falcon+ Compound Sublist: CAL.sub
Target Version: 4.14
Processing Host: SACP307FK

RT	AREA	HEIGHT	HT/AREA	% HEIGHT		COMPOUNDS
5.445	6713	699	0.104	5.88		2 HMX
8.015	4795	409	0.085	3.44		3 RDX
9.295	64014	4130	0.065	34.88		5 Picric ACID
10.599	11499	787	0.068	6.62		6 1,3,5-Trinitrobenze
13.645	13919	754	0.054	6.35		7 1,3-Dinitrobenzene
14.519	9427	504	0.053	4.24		8 3,5-Dinitroaniline
15.152	7127	436	0.061	3.67		9 TETRYL
15.462	6871	384	0.056	3.23		10 Nitrobenzene
17.345	9391	476	0.051	4.00		12 2,4,6-Trinitrotolue
18.155	6614	356	0.054	2.99		13 4-AM-2,6-DNT
18.732	19615	957	0.049	8.06	$	1 3,4-Dinitrotoluene
19.252	8993	407	0.045	3.42		14 2-AM-4,6-DNT
21.019	5412	271	0.050	2.28		15 2,6-Dinitrotoluene
21.802	10692	452	0.042	3.80		16 2,4-Dinitrotoluene
25.355	6266	219	0.035	1.84		17 2-Nitrotoluene
26.492	205	45	0.220	0.37		
26.945	125	38	0.304	0.32		
27.335	6353	250	0.039	2.10		18 4-Nitrotoluene
28.685	360	50	0.139	0.42		
29.442	8160	249	0.031	2.09		19 3-Nitrotoluene
	206549	11873		100.000		

Total unknown % height = 1.110

Data File: \\Terastation\share\GCdata\LC10,I\03012010,B\A-000020.d
Date : 02-MAR-2010 02:03
Client ID:
Sample Info: MRL 10GCSV0074 8330 5-50ng/mL;2

Instrument: LC10,i
Operator: NS
Column diameter: 4.60

Column phase: SYNERGI HYDRORP C18

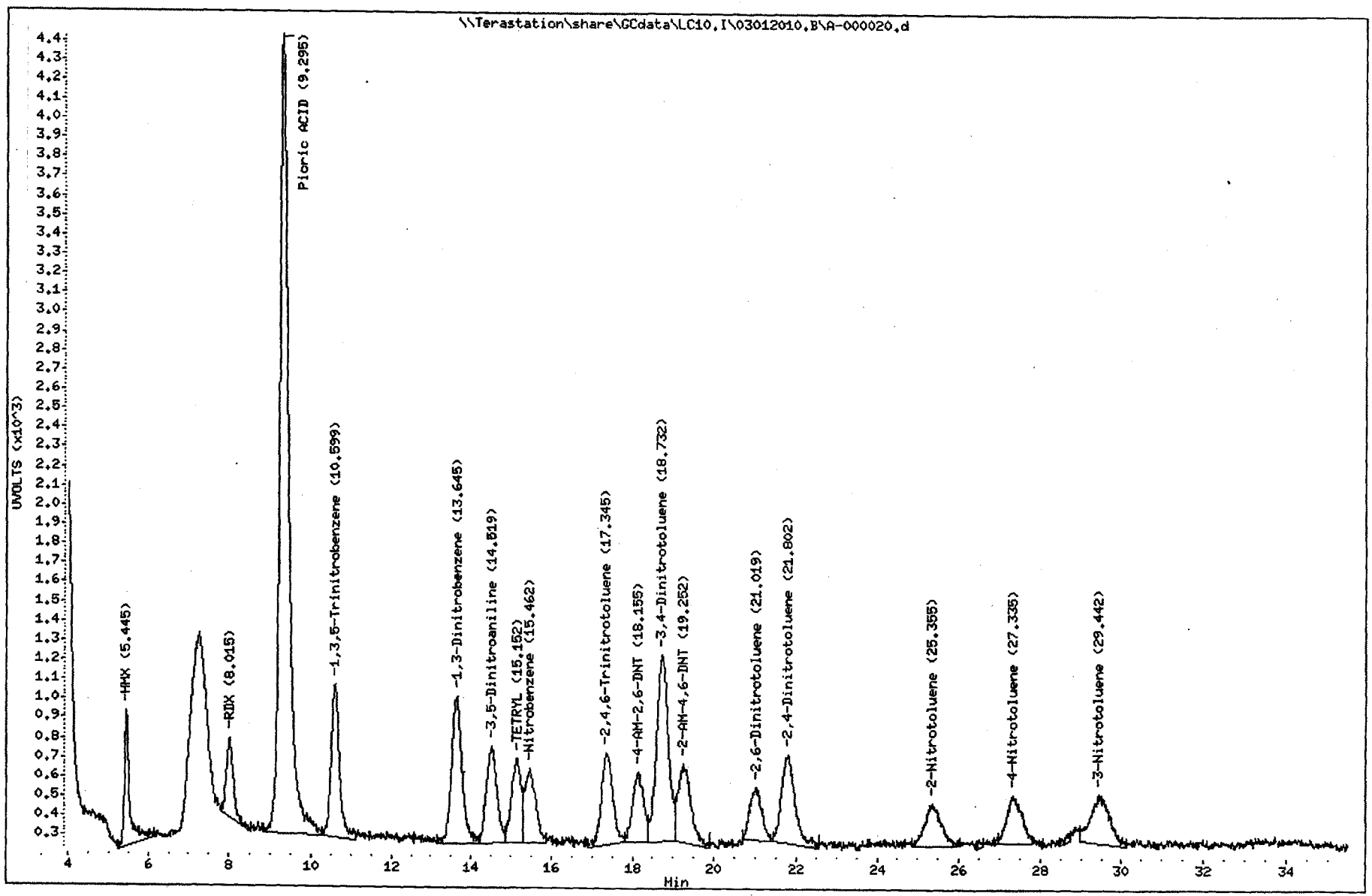

TestAmerica West Sacramento

Method 8330

Data file : \\Terastation\share\GCdata\LC10.I\03012010.B\A-000020.d\A-000020
Lab Smp Id: MRL 10GCSV0074 8330
Inj Date : 02-MAR-2010 02:03
Operator : NS Inst ID: LC10.i
Smp Info : MRL 10GCSV0074 8330 5-50ng/mL;2
Misc Info : ;9; ; ; ;3;CAL.sub; ;0;1
Comment : SOP SAC-LC-0009
Method : \\terastation\share\GCdata\LC10.I\03012010.B\8330AB.M\83302.m
Meth Date : 02-Mar-2010 09:15 shafern Quant Type: AREA%
Cal Date : 01-MAR-2010 23:38 Cal File: A-000017.d
Als bottle: 70 Continuing Calibration Sample
Dil Factor: 1.00000
Integrator: Falcon+ Compound Sublist: CAL.sub
Target Version: 4.14
Processing Host: SACP307FK

RT	AREA	HEIGHT	HT/AREA	% HEIGHT		COMPOUNDS
9.295	88667	5993	0.068	37.36		5 Picric ACID
13.599	7435	396	0.053	2.46		
14.522	11000	559	0.051	3.47		
15.135	11345	643	0.057	3.99		
15.462	14564	648	0.044	4.02		
16.409	22586	1265	0.056	7.86		11 Nitroglycerin
17.369	9305	496	0.053	3.08		
18.152	8484	478	0.056	2.97		
18.725	35776	1737	0.049	10.80	$	1 3,4-Dinitrotoluene
20.985	11046	489	0.044	3.04		
21.815	11755	405	0.034	2.51		
23.589	2146	82	0.038	0.50		
25.362	14657	519	0.035	3.22		
26.512	759	62	0.082	0.38		
27.339	9306	345	0.037	2.14		
28.929	54402	1174	0.022	7.30		
30.669	570	48	0.084	0.29		
31.932	681	60	0.088	0.37		
33.092	24525	682	0.028	4.24		20 PETN
	339007	16081		100.000		

Total unknown % height = 39.74

Data File: \\Terastation\share\GCdata\LC10.I\03012010.B\A-000020.d\A-000020.d

Date : 02-MAR-2010 02:03

Client ID:

Instrument: LC10.i

Sample Info: MRL 10GCSV0074 8330 5-50ng/mL;2

Operator: NS

Column phase: SYNERGI HYDRORP C18

Column diameter: 4.60

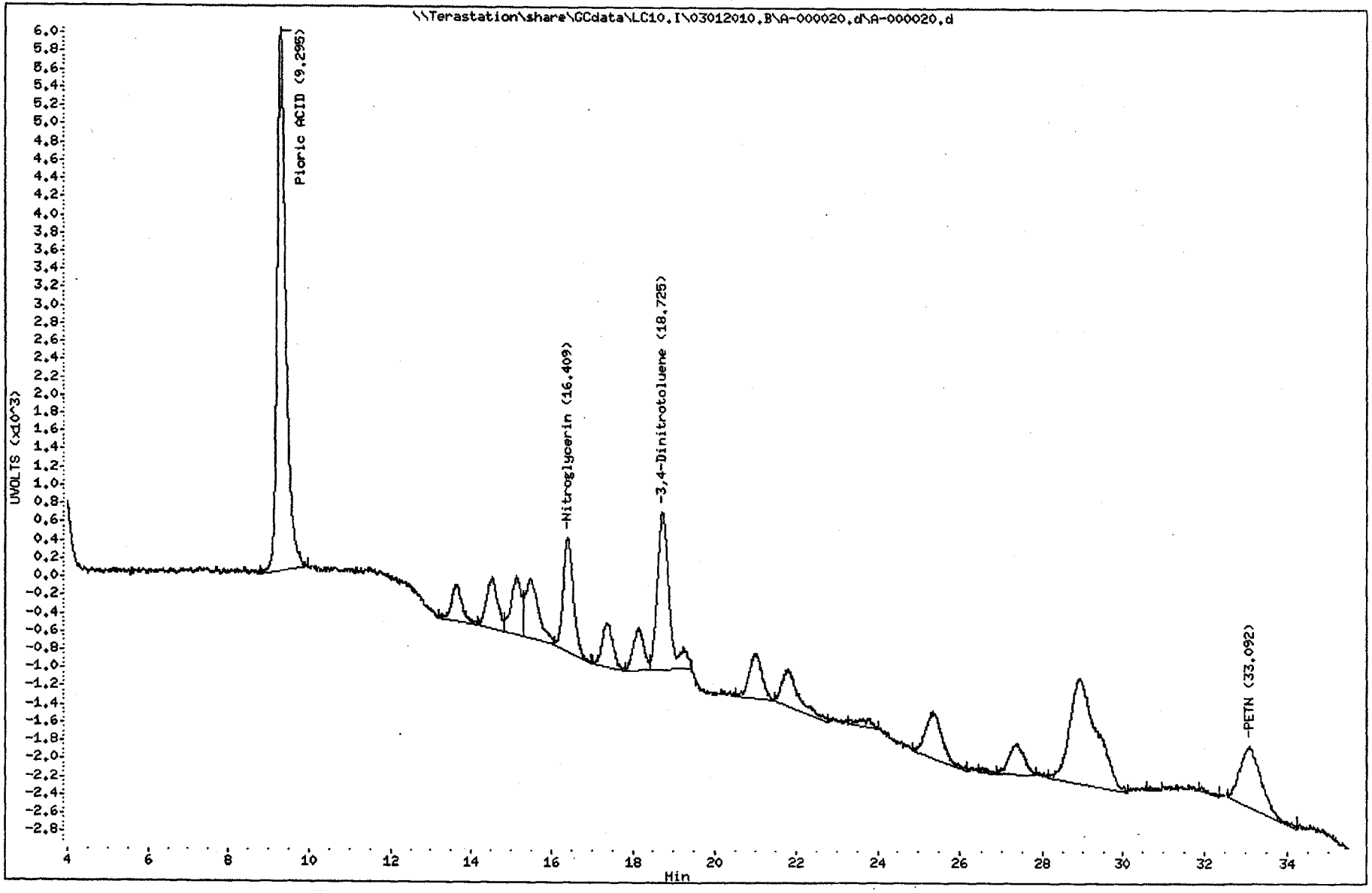

TestAmerica West Sacramento

A-000010.D

Chromatography Summary

Injection Date: 3/1/2010 17:59 Operator: NS

DataFile: LC10.I\03012010.B\A-000010.D Vial Num: 61

Instrument ID: LC10

Method 8330 Target Analyte Results

Sample : **CS_01 10GCSV0046 8330 ICAL L1 5ng/mL**

Method File: LC10.I\03012010.B\8330AB.M

Start Cal Date: 3/1/2010 17:59 End Cal Date: 3/1/2010 17:59

Dilution Factor	Extract Volume	Sample Volume	Sample Weight
1X	0 mL	0 mL	0 g

Matrix: NONE SubList: CAL.sub SpikeList:

Samp. Info: CS_01 10GCSV0046 8330 ICAL L1 5ng/mL;1

Misc. Info: ;1; ; ; ;3;CAL.sub; ;0;1

	Synergi Hydro-RP C18(250nm-265nm)					Synergi Hydro-RP C18(358nm-205nm)				
Compound Name	RT	Response	Spike Level	Flag	Response Factor	RT	Response	Spike Level	Flag	Response Factor
3,4-Dinitrotoluene			5		0			5		0
HMX	5.46	751	5		150.2 ✓			5		0
RDX	8.05	492	5		98.4			5		0
Picric ACID	9.22	27	10		2.7			10		0
1,3,5-Trinitrobenzene	10.62	848	5		169.6			5		0
1,3-Dinitrobenzene	13.69	854	5		170.8			5		0
TETRYL	15.18	472	5		94.4			5		0
Nitrobenzene	15.54	365	5		73			5		0
2,4,6-Trinitrotoluene	17.42	535	5		107			5		0
4-AM-2,6-DNT	18.21	404	5		80.8			5		0
2-AM-4,6-DNT	19.33	466	5		93.2			5		0
2,6-Dinitrotoluene	21.04	326	5		65.2			5		0
2,4-Dinitrotoluene	21.87	513	5		102.6			5		0
2-Nitrotoluene	25.50	212	5		42.4			5		0
4-Nitrotoluene	27.50	241	5		48.2			5		0
3-Nitrotoluene	29.57	251	5		50.2			5		0
Nitroglycerin			5		0			5		0
PETN			5		0	33.08	68	5		13.6
3,5-Dinitroaniline	14.57	588	5		117.6			5		0
EGDN			5		0			5		0

Notes: M = Manually Integrated

D = Operator Disabled Result

O = Over Calibration Range

Signals Differ by More Than 40%

Signals Differ by More Than 50%

Printed: 3/2/2010 9:04 AM

TestAmerica West Sacramento

Method 8330

Data file : \\Terastation\share\GCdata\LC10.I\03012010.B\A-000010.d
Lab Smp Id: CS_01 10GCSV0046 83
Inj Date : 01-MAR-2010 17:59
Operator : NS Inst ID: LC10.i
Smp Info : CS_01 10GCSV0046 8330 ICAL L1 5ng/mL;1
Misc Info : ;1; ; ; ;3;CAL.sub; ;0;1
Comment : SOP SAC-LC-0009
Method : \\terastation\share\GCdata\LC10.I\03012010.B\8330AB.m
Meth Date : 02-Mar-2010 09:03 shafern Quant Type: AREA%
Cal Date : 01-MAR-2010 17:59 Cal File: A-000010.d
Als bottle: 61 Calibration Sample, Level: 1
Dil Factor: 1.00000
Integrator: Falcon+ Compound Sublist: CAL.sub
Target Version: 4.14
Processing Host: SACP307FK

RT	AREA	HEIGHT	HT/AREA	% HEIGHT	COMPOUNDS
5.456	5457	751	0.138	9.92	2 HMX
8.053	5137	492	0.096	6.49	3 RDX
8.996	140	39	0.279	0.51	
9.223	180	27	0.150	0.35	5 Picric ACID
9.960	937	58	0.062	0.76	
10.623	10912	848	0.078	11.20	6 1,3,5-Trinitrobenze
12.533	190	36	0.190	0.47	
13.690	14125	854	0.060	11.38	7 1,3-Dinitrobenzene
14.566	10139	588	0.058	7.76	8 3,5-Dinitroaniline
15.180	7903	472	0.060	6.23	9 TETRYL
15.540	6816	365	0.054	4.82	10 Nitrobenzene
17.423	10563	535	0.051	7.06	12 2,4,6-Trinitrotolue
18.206	8964	404	0.045	5.33	13 4-AM-2,6-DNT
19.326	11396	466	0.041	6.15	14 2-AM-4,6-DNT
21.036	7610	326	0.043	4.30	15 2,6-Dinitrotoluene
21.870	13045	513	0.039	6.77	16 2,4-Dinitrotoluene
24.976	228	44	0.193	0.58	
25.503	5737	212	0.037	2.80	17 2-Nitrotoluene
27.503	6734	241	0.036	3.18	18 4-Nitrotoluene
29.573	7409	251	0.034	3.31	19 3-Nitrotoluene
33.523	183	48	0.262	0.63	
	133806	7570		100.000	

Total unknown % height = 2.950

Data File: \\Terastation\share\GCdata\LC10.I\03012010.B\A-000010.d
Date : 01-MAR-2010 17:59
Client ID:
Sample Info: CS_01 10GCSV0046 8330 ICAL L1 5ng/mL:1

Column phase: SYNERGI HYDRORP C18

Instrument: LC10.i

Operator: NS
Column diameter: 4.60

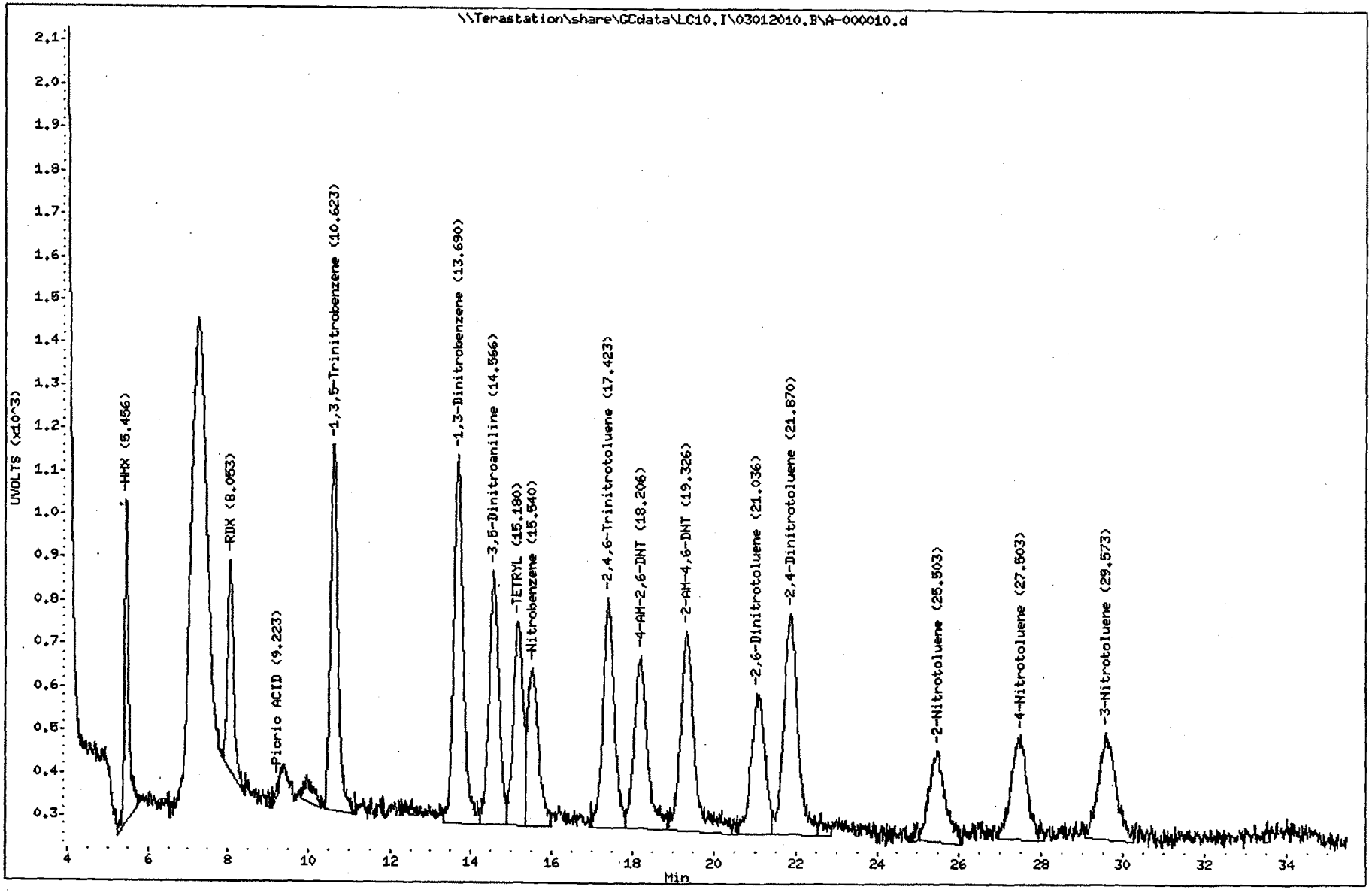

TestAmerica West Sacramento

Method 8330

Data file : \\Terastation\share\GCdata\LC10.I\03012010.B\A-000010.d\A-000010
Lab Smp Id: CS_01 10GCSV0046 83
Inj Date : 01-MAR-2010 17:59
Operator : NS Inst ID: LC10.i
Smp Info : CS_01 10GCSV0046 8330 ICAL L1 5ng/mL;1
Misc Info : ;1; ; ; ;3;CAL.sub; ;0;1
Comment : SOP SAC-LC-0009
Method : \\terastation\share\GCdata\LC10.I\03012010.B\8330AB.M\83302.m
Meth Date : 02-Mar-2010 09:03 shafern Quant Type: AREA%
Cal Date : 01-MAR-2010 17:59 Cal File: A-000010.d
Als bottle: 61 Calibration Sample, Level: 1
Dil Factor: 1.00000
Integrator: Falcon+ Compound Sublist: CAL.sub
Target Version: 4.14
Processing Host: SACP307FK

RT	AREA	HEIGHT	HT/AREA	% HEIGHT	COMPOUNDS
13.670	7343	439	0.060	6.64	
14.560	9544	585	0.061	8.85	
15.183	10124	632	0.062	9.65	
15.533	12585	614	0.049	9.29	
17.423	10853	577	0.053	8.73	
18.203	11799	569	0.048	8.60	
19.333	8847	450	0.051	6.80	
20.086	419	38	0.091	0.57	
20.406	889	65	0.073	0.98	
20.700	742	93	0.125	1.40	
21.033	12222	550	0.045	8.32	
21.863	11441	405	0.035	6.12	
24.806	197	42	0.213	0.63	
25.456	13632	509	0.037	7.70	
26.550	6374	256	0.040	3.87	
27.426	5888	268	0.046	4.05	
28.156	1132	57	0.050	0.86	
29.536	8569	331	0.039	5.00	
31.440	1543	61	0.040	0.92	
33.083	1197	68	0.057	1.02	20 PETN
	135338	6609		100.000	

Total unknown % height = 98.98

TestAmerica West Sacramento

A-000011.D

Chromatography Summary

Injection Date: 3/1/2010 18:47 **Operator:** NS

DataFile: LC10.I\03012010.B\A-000011.D **Vial Num:** 62

Instrument ID: LC10

Method 8330 Target Analyte Results

Sample : **CS_02 10GCSV0047 8330 ICAL L2 10ng/mL**

Method File: LC10.I\03012010.B\8330AB.M

Start Cal Date: 3/1/2010 17:59 **End Cal Date:** 3/1/2010 23:38

Dilution Factor	Extract Volume	Sample Volume	Sample Weight
1X	0 mL	0 mL	0 g

Matrix: NONE **SubList:** CAL.sub **SpikeList:**

Samp. Info: CS_02 10GCSV0047 8330 ICAL L2 10ng/mL;1

Misc. Info: ;2; ; ; ;3;CAL.sub; ;0;1

	Synergi Hydro-RP C18(250nm-265nm)					Synergi Hydro-RP C18(358nm-205nm)				
Compound Name	RT	Response	Spike Level	Flag	Response Factor	RT	Response	Spike Level	Flag	Response Factor
3,4-Dinitrotoluene	18.79	523	10		52.3	18.80	1138	10		113.8
HMX	5.46	1440	10		144 ✓			10		0
RDX	8.05	969	10		96.9			10		0
Picric ACID	9.33	1858	20		92.9	9.33	2684	20		134.2
1,3,5-Trinitrobenzene	10.63	1716	10		171.6			10		0
1,3-Dinitrobenzene	13.68	1704	10		170.4			10		0
TETRYL	15.18	912	10		91.2			10		0
Nitrobenzene	15.53	797	10		79.7			10		0
2,4,6-Trinitrotoluene	17.42	992	10		99.2			10		0
4-AM-2,6-DNT	18.21	763	10		76.3			10		0
2-AM-4,6-DNT	19.33	872	10		87.2			10		0
2,6-Dinitrotoluene	21.05	589	10		58.9			10		0
2,4-Dinitrotoluene	21.86	962	10		96.2			10		0
2-Nitrotoluene	25.44	431	10		43.1			10		0
4-Nitrotoluene	27.43	532	10		53.2			10		0
3-Nitrotoluene	29.57	509	10		50.9			10		0
Nitroglycerin			10		0	16.46	661	10		66.1
PETN			10		0	33.25	432	10		43.2
3,5-Dinitroaniline	14.56	1099	10		109.9			10		0
EGDN			10		0			10		0

Notes:
M = Manually Integrated
D = Operator Disabled Result
O = Over Calibration Range

Signals Differ by More Than 40%
Signals Differ by More Than 50%

Printed: 3/2/2010 9:13 AM

TestAmerica West Sacramento

Method 8330

Data file : \\Terastation\share\GCdata\LC10.I\03012010.B\A-000011.d
Lab Smp Id: CS_02 10GCSV0047 83
Inj Date : 01-MAR-2010 18:47
Operator : NS Inst ID: LC10.i
Smp Info : CS_02 10GCSV0047 8330 ICAL L2 10ng/mL;1
Misc Info : ;2; ; ; ;3;CAL.sub; ;0;1
Comment : SOP SAC-LC-0009
Method : \\terastation\share\GCdata\LC10.I\03012010.B\8330AB.m
Meth Date : 02-Mar-2010 09:04 shafern Quant Type: AREA%
Cal Date : 01-MAR-2010 18:47 Cal File: A-000011.d
Als bottle: 62 Calibration Sample, Level: 2
Dil Factor: 1.00000
Integrator: Falcon+ Compound Sublist: CAL.sub
Target Version: 4.14
Processing Host: SACP307FK

RT	AREA	HEIGHT	HT/AREA	% HEIGHT			COMPOUNDS
4.944	608	59	0.097	0.35			
5.457	10495	1440	0.137	8.56		2	HMX
8.050	10070	969	0.096	5.76		3	RDX
9.327	25790	1858	0.072	11.15		5	Picric ACID
10.630	21523	1716	0.080	10.21		6	1,3,5-Trinitrobenze
13.677	26558	1704	0.064	10.13		7	1,3-Dinitrobenzene
14.564	18348	1099	0.060	6.53		8	3,5-Dinitroaniline
15.177	14506	912	0.063	5.42		9	TETRYL
15.530	13691	797	0.058	4.74		10	Nitrobenzene
17.417	18239	992	0.054	5.90		12	2,4,6-Trinitrotolue
18.207	14143	763	0.054	4.53		13	4-AM-2,6-DNT
18.794	9834	523	0.053	3.11	$	1	3,4-Dinitrotoluene
19.330	18370	872	0.047	5.18		14	2-AM-4,6-DNT
21.054	12247	589	0.048	3.50		15	2,6-Dinitrotoluene
21.857	20496	962	0.047	5.72		16	2,4-Dinitrotoluene
25.440	11741	431	0.037	2.56		17	2-Nitrotoluene
26.990	214	34	0.159	0.20			
27.427	14666	532	0.036	3.16		18	4-Nitrotoluene
28.664	239	46	0.192	0.27			
29.574	15884	509	0.032	3.02		19	3-Nitrotoluene
	277664	16807		100.000			

Total unknown % height = 0.8200

Data File: \\Terastation\share\GCdata\LC10.I\03012010.B\A-000011.d

Date : 01-MAR-2010 18:47

Client ID:

Instrument: LC10.i

Sample Info: CS_02 10GCSV0047 8330 ICAL L2 10ng/mL;1

Operator: NS

Column phase: SYNERGI HYDRORP C18

Column diameter: 4.60

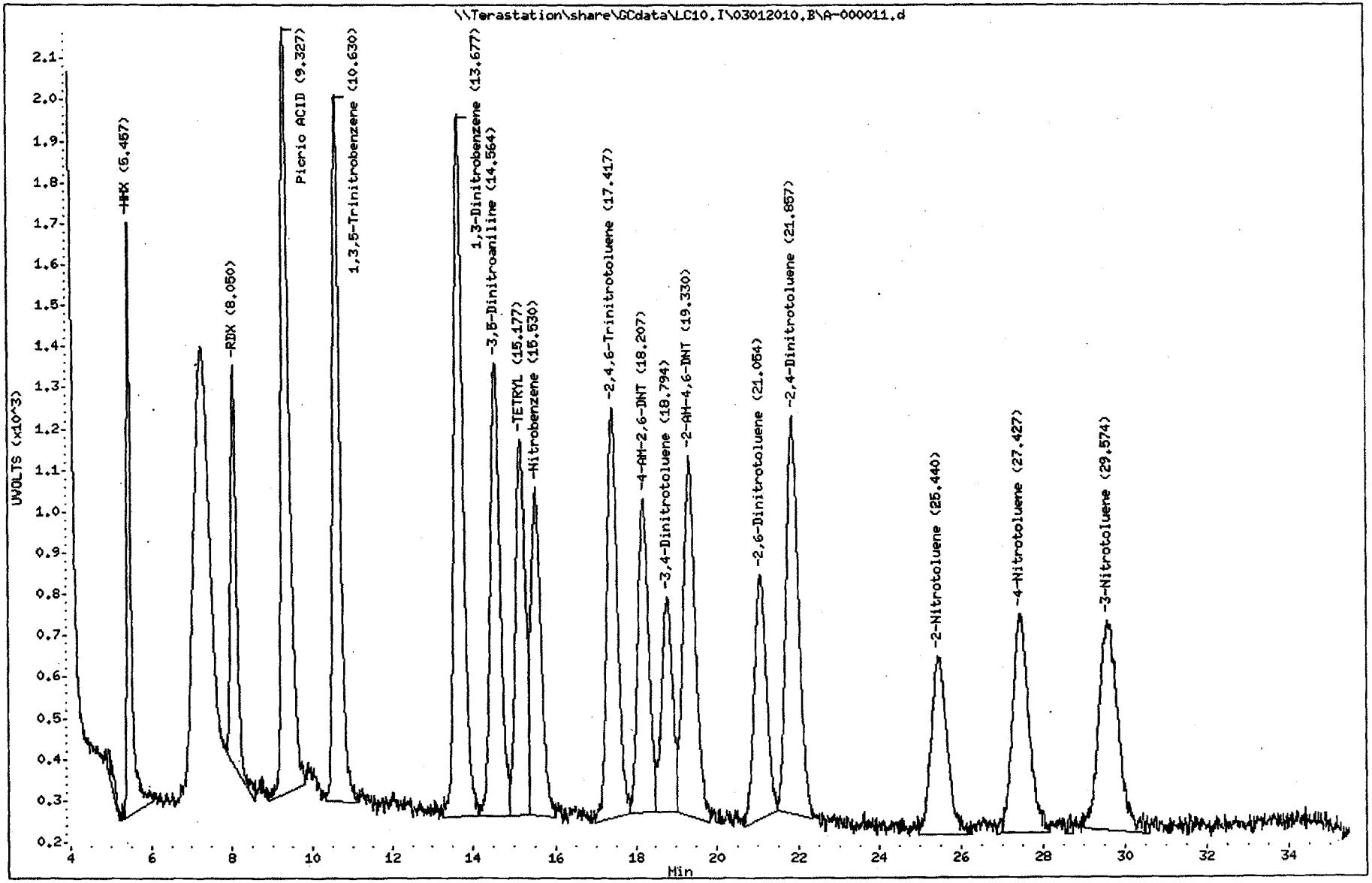

TestAmerica West Sacramento

Method 8330

Data file : \\Terastation\share\GCdata\LC10.I\03012010.B\A-000011.d\A-000011
Lab Smp Id: CS_02 10GCSV0047 83
Inj Date : 01-MAR-2010 18:47
Operator : NS Inst ID: LC10.i
Smp Info : CS_02 10GCSV0047 8330 ICAL L2 10ng/mL;1
Misc Info : ;2; ; ; ;3;CAL.sub; ;0;1
Comment : SOP SAC-LC-0009
Method : \\terastation\share\GCdata\LC10.I\03012010.B\8330AB.M\83302.m
Meth Date : 02-Mar-2010 09:04 shafern Quant Type: AREA%
Cal Date : 01-MAR-2010 18:47 Cal File: A-000011.d
Als bottle: 62 Calibration Sample, Level: 2
Dil Factor: 1.00000
Integrator: Falcon+ Compound Sublist: CAL.sub
Target Version: 4.14
Processing Host: SACP307FK

RT	AREA	HEIGHT	HT/AREA	% HEIGHT		COMPOUNDS
9.327	37712	2684	0.071	15.09		5 Picric ACID
13.674	13032	870	0.067	4.86		
14.567	20808	1200	0.058	6.70		
15.174	21432	1293	0.060	7.22		
15.537	26114	1346	0.052	7.52		
16.464	11110	661	0.059	3.69		11 Nitroglycerin
17.430	22032	1115	0.051	6.23		
18.217	25604	1202	0.047	6.71		
18.797	23362	1138	0.049	6.36	$	1 3,4-Dinitrotoluene
19.330	23643	993	0.042	5.54		
21.064	20706	1004	0.048	5.61		
21.867	18868	825	0.044	4.61		
24.830	407	61	0.150	0.34		
25.474	27528	1053	0.038	5.88		
26.580	5360	199	0.037	1.11		
27.424	19997	729	0.036	4.07		
28.537	2688	109	0.041	0.60		
29.567	24556	859	0.035	4.80		
31.097	265	60	0.227	0.33		
31.334	437	59	0.135	0.32		
33.247	18911	432	0.023	2.41		20 PETN
	364571	17892		100.000		

Total unknown % height = 72.45

Data File: \\Terastation\share\GCdata\LC10.I\03012010.B\A-000011.d\A-000011.d
Date : 01-MAR-2010 18:47
Client ID:
Sample Info: CS_02 10GCSV0047 8330 ICAL L2 10ng/mL;1

Instrument: LC10.i

Operator: NS
Column diameter: 4.60

Column phase: SYNERGI HYDRORP C18

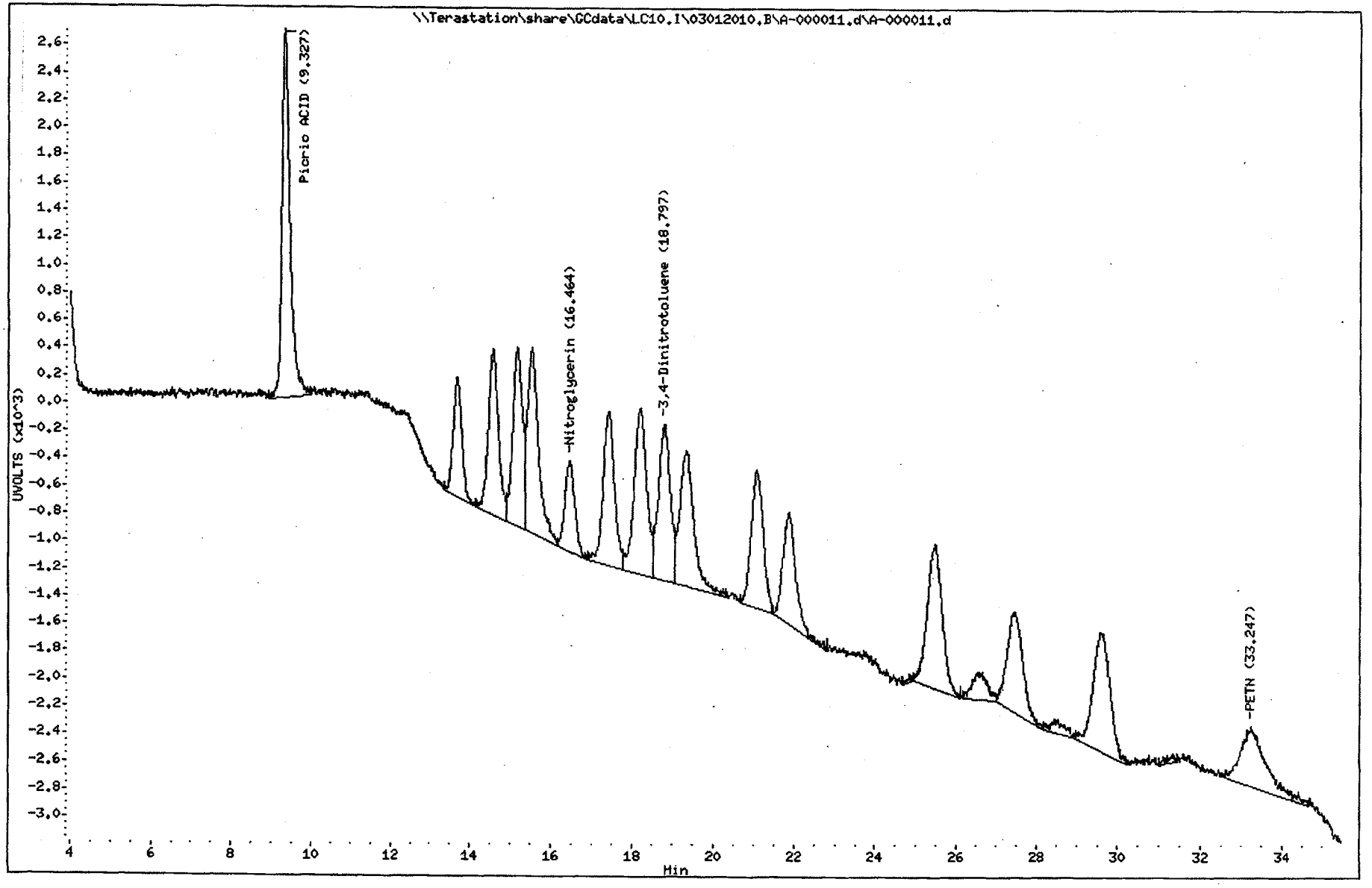

1851
North Canton

TestAmerica West Sacramento

Method 8330

Data file : \\Terastation\share\GCdata\LC10.I\03012010.B\A-000012.d\A-000012
Lab Smp Id: CS_03 10GCSV0048 83
Inj Date : 01-MAR-2010 19:35
Operator : NS Inst ID: LC10.i
Smp Info : CS_03 10GCSV0048 8330 ICAL L3 20ng/mL;1
Misc Info : ;3; ; ; ;3;CAL.sub; ;0;1
Comment : SOP SAC-LC-0009
Method : \\terastation\share\GCdata\LC10.I\03012010.B\8330AB.M\83302.m
Meth Date : 02-Mar-2010 09:04 shafern Quant Type: AREA%
Cal Date : 01-MAR-2010 19:35 Cal File: A-000012.d
Als bottle: 63 Calibration Sample, Level: 3
Dil Factor: 1.00000
Integrator: Falcon+ Compound Sublist: CAL.sub
Target Version: 4.14
Processing Host: SACP307FK

RT	AREA	HEIGHT	HT/AREA	% HEIGHT		COMPOUNDS
9.330	106240	7713	0.073	21.69		5 Picric ACID
13.697	25413	1657	0.065	4.63		
14.607	38842	2279	0.059	6.38		
15.227	38286	2408	0.063	6.74		
15.574	45833	2483	0.054	6.95		
16.490	21629	1271	0.059	3.55		11 Nitroglycerin
17.467	41361	2155	0.052	6.03		
18.257	47481	2291	0.048	6.41		
18.847	38195	1941	0.051	5.43	$	1 3,4-Dinitrotoluene
19.394	38016	1764	0.046	4.93		
21.124	39485	1910	0.048	5.34		
21.907	32676	1467	0.045	4.10		
23.324	684	57	0.083	0.15		
25.500	54484	2025	0.037	5.67		
26.567	2486	122	0.049	0.34		
27.527	38479	1421	0.037	3.97		
29.640	61616	1922	0.031	5.38		
31.030	938	66	0.070	0.18		
33.244	39826	761	0.019	2.13		20 PETN
	711969	35713		100.000		

Total unknown % height = 67.20

Data File: \\Terastation\share\GCdata\LC10.I\03012010.B\A-000012.d\A-000012.d
Date : 01-MAR-2010 19:35
Client ID:
Sample Info: CS_03 10GCSV0048 8330 ICAL L3 20ng/mL;1

Instrument: LC10.i
Operator: NS
Column diameter: 4.60

Column phase: SYNERGI HYDRORP C18

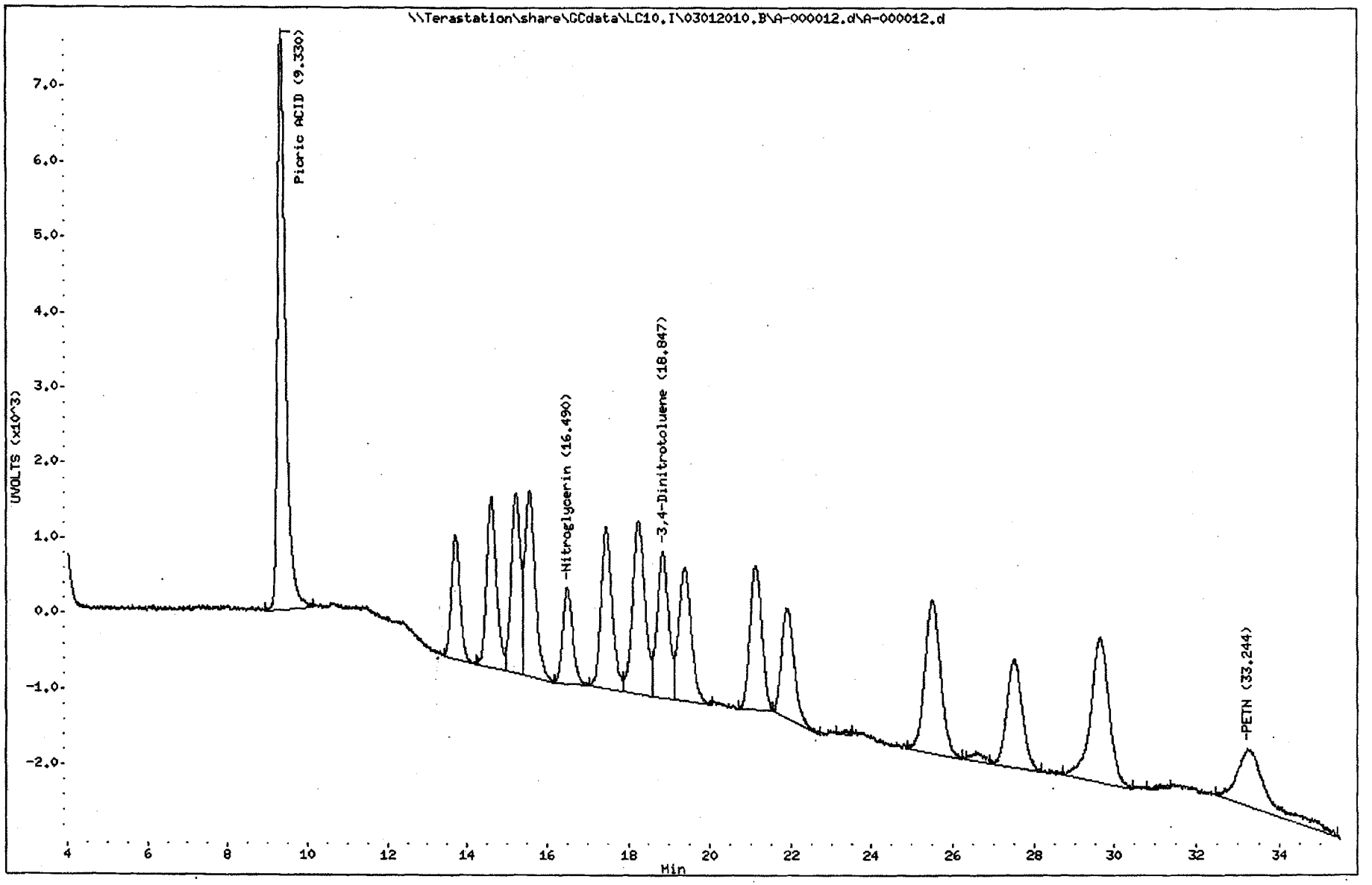

1853
North Canton

TestAmerica West Sacramento

A-000013.D

Chromatography Summary

Injection Date: 3/1/2010 20:24 Operator: NS

DataFile: LC10.I\03012010.B\A-000013.D Vial Num: 64

Instrument ID: LC10

Method 8330 Target Analyte Results

Sample : **CS_04 10GCSV0049 8330 ICAL L4 50ng/mL**

Method File: LC10.I\03012010.B\8330AB.M

Start Cal Date: 3/1/2010 17:59 End Cal Date: 3/1/2010 20:24

Dilution Factor	Extract Volume	Sample Volume	Sample Weight
1X	0 mL	0 mL	0 g

Matrix: NONE SubList: CAL.sub SpikeList:

Samp. Info: CS_04 10GCSV0049 8330 ICAL L4 50ng/mL;1

Misc. Info: ;4; ; ; ;3;CAL.sub; ;0;1

	Synergi Hydro-RP C18(250nm-265nm)					Synergi Hydro-RP C18(358nm-205nm)				
Compound Name	RT	Response	Spike Level	Flag	Response Factor	RT	Response	Spike Level	Flag	Response Factor
3,4-Dinitrotoluene	18.81	2316	50		46.32	18.81	4744	50		94.88
HMX	5.46	6811	50		136.22✓			50		0
RDX	8.05	4789	50		95.78			50		0
Picric ACID	9.30	9168	100		91.68	9.30	13461	100		134.61
1,3,5-Trinitrobenzene	10.63	8360	50		167.2			50		0
1,3-Dinitrobenzene	13.68	8162	50		163.24			50		0
TETRYL	15.18	4408	50		88.16			50		0
Nitrobenzene	15.54	3846	50		76.92			50		0
2,4,6-Trinitrotoluene	17.44	4819	50		96.38			50		0
4-AM-2,6-DNT	18.21	3572	50		71.44			50		0
2-AM-4,6-DNT	19.36	4071	50		81.42			50		0
2,6-Dinitrotoluene	21.09	2815	50		56.3			50		0
2,4-Dinitrotoluene	21.89	4630	50		92.6			50		0
2-Nitrotoluene	25.50	2099	50		41.98			50		0
4-Nitrotoluene	27.49	2497	50		49.94			50		0
3-Nitrotoluene	29.65	2470	50		49.4			50		0
Nitroglycerin			50		0	16.47	3172	50		63.44
PETN			50		0	33.29	1531	50		30.62
3,5-Dinitroaniline	14.58	5320	50		106.4			50		0
EGDN			50		0			50		0

Notes: M = Manually Integrated — Signals Differ by More Than 40%

D = Operator Disabled Result — Signals Differ by More Than 50%

O = Over Calibration Range

Printed: 3/2/2010 9:05 AM

Report Date: 02-Mar-2010 09:05

TestAmerica West Sacramento

Method 8330

Data file : \\Terastation\share\GCdata\LC10.I\03012010.B\A-000013.d
Lab Smp Id: CS_04 10GCSV0049 83
Inj Date : 01-MAR-2010 20:24
Operator : NS Inst ID: LC10.i
Smp Info : CS_04 10GCSV0049 8330 ICAL L4 50ng/mL;1
Misc Info : ;4; ; ; ;3;CAL.sub; ;0;1
Comment : SOP SAC-LC-0009
Method : \\terastation\share\GCdata\LC10.I\03012010.B\8330AB.m
Meth Date : 02-Mar-2010 09:04 shafern Quant Type: AREA%
Cal Date : 01-MAR-2010 20:24 Cal File: A-000013.d
Als bottle: 64 Calibration Sample, Level: 4
Dil Factor: 1.00000
Integrator: Falcon+ Compound Sublist: CAL.sub
Target Version: 4.14
Processing Host: SACP307FK

RT	AREA	HEIGHT	HT/AREA	% HEIGHT		COMPOUNDS
5.458	45436	6811	0.150	8.48		2 HMX
8.048	49685	4789	0.096	5.96		3 RDX
9.304	126738	9168	0.072	11.49		5 Picric ACID
10.628	104984	8360	0.080	10.41		6 1,3,5-Trinitrobenze
13.684	127399	8162	0.064	10.16		7 1,3-Dinitrobenzene
14.578	87627	5320	0.061	6.62		8 3,5-Dinitroaniline
15.184	70751	4408	0.062	5.49		9 TETRYL
15.538	66616	3846	0.058	4.79		10 Nitrobenzene
16.414	794	49	0.062	0.06		
17.438	86851	4819	0.055	6.00		12 2,4,6-Trinitrotolue
18.214	68102	3572	0.052	4.44		13 4-AM-2,6-DNT
18.808	42245	2316	0.055	2.88	$	1 3,4-Dinitrotoluene
19.361	85824	4071	0.047	5.07		14 2-AM-4,6-DNT
21.091	57775	2815	0.049	3.50		15 2,6-Dinitrotoluene
21.891	100836	4630	0.046	5.76		16 2,4-Dinitrotoluene
25.498	55654	2099	0.038	2.61		17 2-Nitrotoluene
27.491	71148	2497	0.035	3.11		18 4-Nitrotoluene
29.651	75929	2470	0.033	3.07		19 3-Nitrotoluene
31.271	501	33	0.066	0.04		
33.598	774	52	0.067	0.06		
	1325667	80287		100.000		

Total unknown % height = 0.1600

Data File: \\Terastation\share\GCdata\LC10.I\03012010.B\A-000013.d

Page 2

Date : 01-MAR-2010 20:24

Client ID:

Instrument: LC10.i

Sample Info: CS_04 10GCSV0049 8330 ICAL L4 50ng/mL;1

Operator: NS

Column phase: SYNERGI HYDRORP C18

Column diameter: 4.60

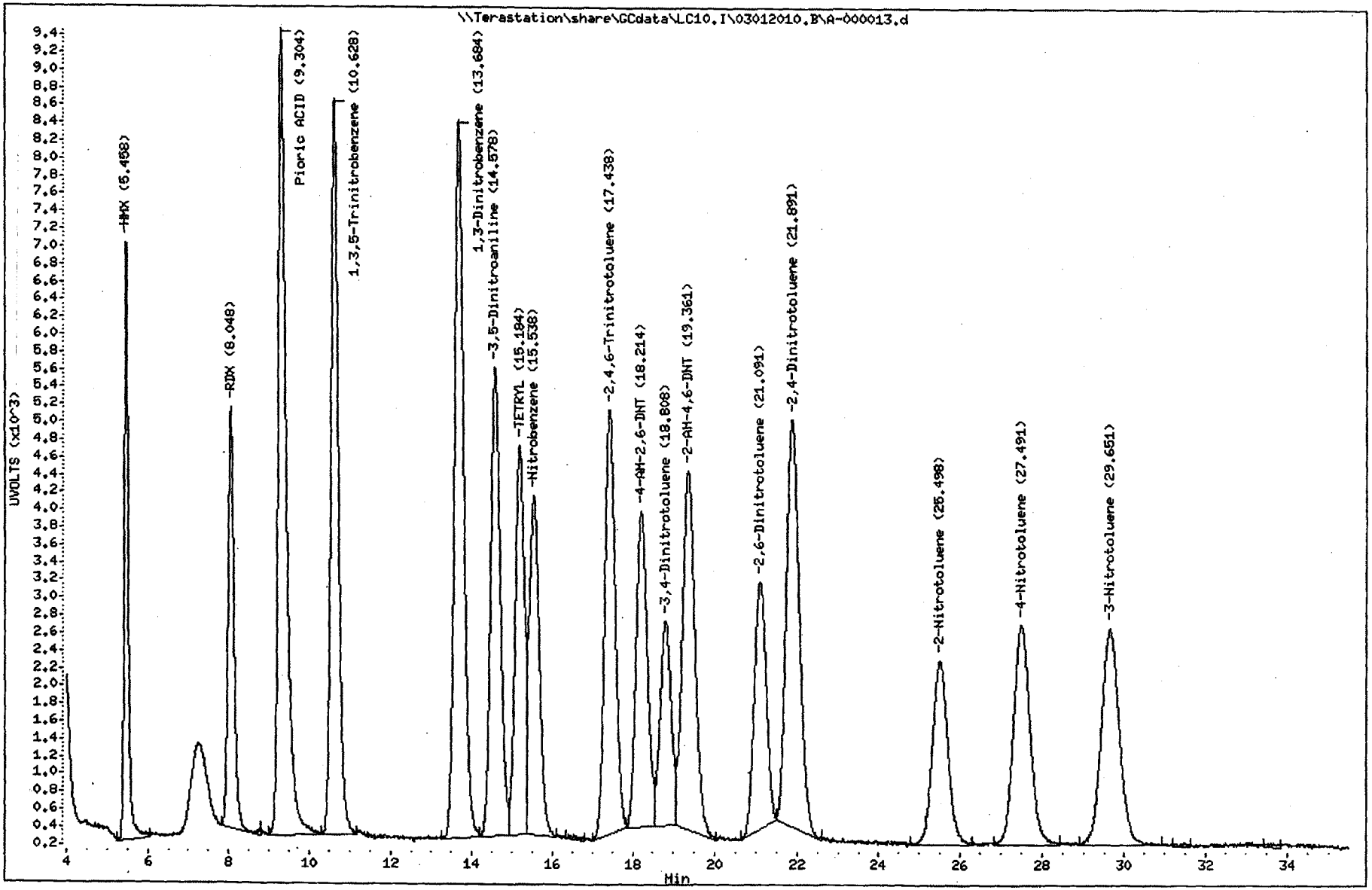

TestAmerica West Sacramento

Method 8330

Data file : \\Terastation\share\GCdata\LC10.I\03012010.B\A-000013.d\A-000013
Lab Smp Id: CS_04 10GCSV0049 83
Inj Date : 01-MAR-2010 20:24
Operator : NS Inst ID: LC10.i
Smp Info : CS_04 10GCSV0049 8330 ICAL L4 50ng/mL;1
Misc Info : ;4; ; ; ;3;CAL.sub; ;0;1
Comment : SOP SAC-LC-0009
Method : \\terastation\share\GCdata\LC10.I\03012010.B\8330AB.M\83302.m
Meth Date : 02-Mar-2010 09:05 shafern Quant Type: AREA%
Cal Date : 01-MAR-2010 20:24 Cal File: A-000013.d
Als bottle: 64 Calibration Sample, Level: 4
Dil Factor: 1.00000
Integrator: Falcon+ Compound Sublist: CAL.sub
Target Version: 4.14
Processing Host: SACP307FK

RT	AREA	HEIGHT	HT/AREA	% HEIGHT		COMPOUNDS
9.304	185295	13461	0.073	16.49		5 Picric ACID
10.614	3096	161	0.052	0.19		
13.678	65133	4218	0.065	5.13		
14.584	93353	5620	0.060	6.84		
15.184	96571	6042	0.063	7.36		
15.544	110731	6137	0.055	7.47		
16.468	53997	3172	0.059	3.86		11 Nitroglycerin
17.434	96161	5220	0.054	6.35		
18.227	107414	5450	0.051	6.63		
18.811	91472	4744	0.052	5.77	$	1 3,4-Dinitrotoluene
19.344	96900	4395	0.045	5.35		
21.094	100166	4846	0.048	5.90		
21.874	78671	3597	0.046	4.38		
23.294	251	35	0.139	0.04		
25.498	129596	4969	0.038	6.05		
26.711	1501	100	0.067	0.12		
27.504	102174	3635	0.036	4.42		
29.648	141933	4757	0.034	5.79		
33.291	54975	1531	0.028	1.86		20 PETN
	1609390	82090		100.000		

Total unknown % height = 72.02

Data File: \\Terastation\share\GCdata\LC10.I\03012010.B\A-000013.d\A-000013.d

Date : 01-MAR-2010 20:24

Client ID:

Instrument: LC10.i

Sample Info: CS_04 10GCSV0049 8330 ICAL L4 50ng/mL:1

Operator: HS

Column phase: SYNERGI HYDRORP C18

Column diameter: 4.60

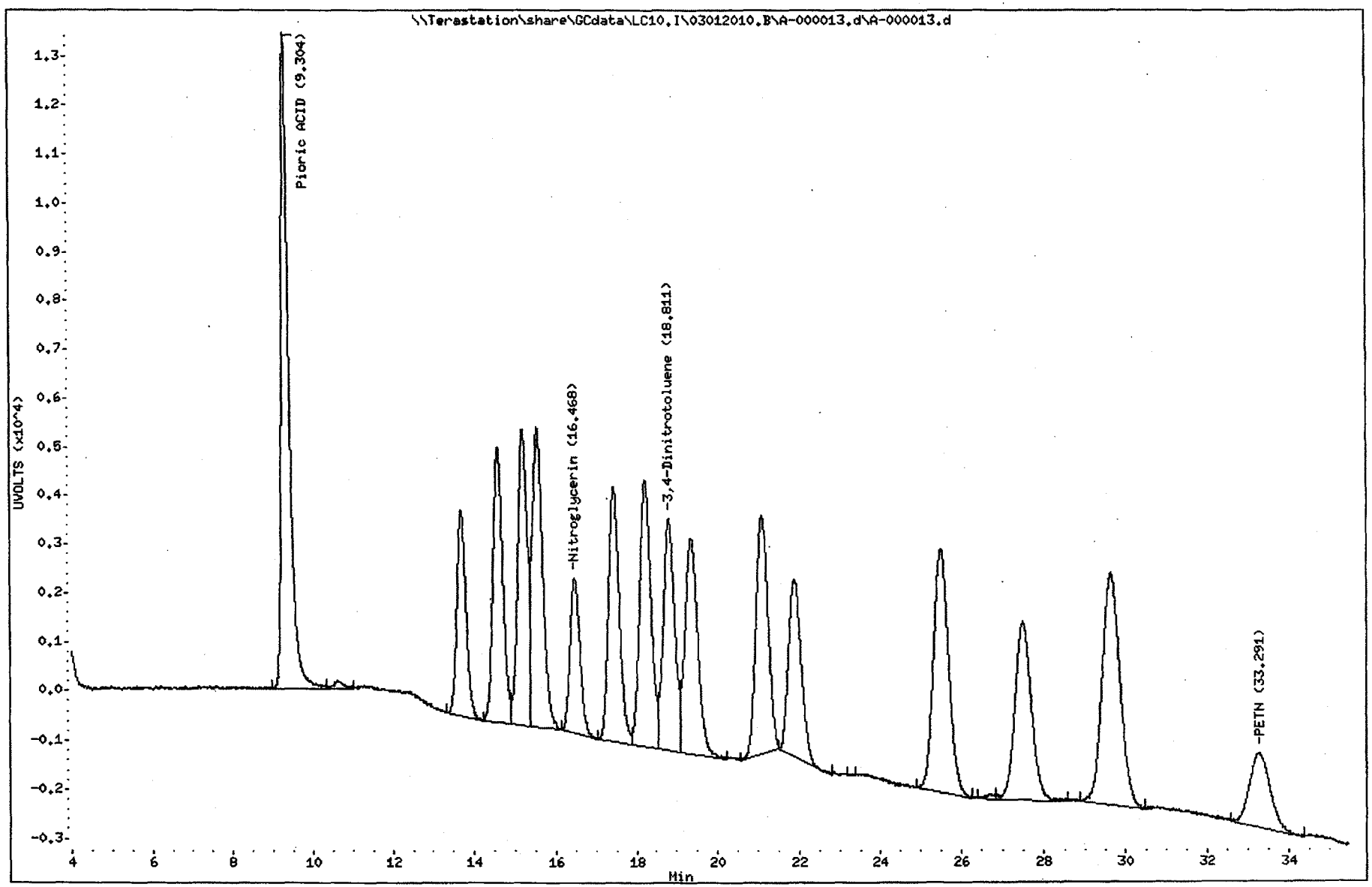

TestAmerica West Sacramento

A-000014.D

Chromatography Summary

Injection Date: 3/1/2010 21:12 **Operator:** NS

DataFile: LC10.I\03012010.B\A-000014.D **Vial Num:** 65

Instrument ID: LC10

Method 8330 Target Analyte Results

Sample : **CS_05 10GCSV0072 8330 ICAL L5 100ng/mL**

Method File: LC10.I\03012010.B\8330AB.M

Start Cal Date: 3/1/2010 17:59 **End Cal Date:** 3/1/2010 21:12

Dilution Factor	Extract Volume	Sample Volume	Sample Weight
IX	0 mL	0 mL	0 g

Matrix: NONE **SubList:** CAL.sub **SpikeList:**

Samp. Info: CS_05 10GCSV0072 8330 ICAL L5 100ng/mL;1

Misc. Info: ;5; ; ; ;3;CAL.sub; ;0;1

	Synergi Hydro-RP C18(250nm-265nm)					Synergi Hydro-RP C18(358nm-205nm)				
Compound Name	RT	Response	Spike Level	Flag	Response Factor	RT	Response	Spike Level	Flag	Response Factor
3,4-Dinitrotoluene	18.81	4722	100		47.22	18.81	9643	100		96.43
HMX	5.47	12992	100		129.92			100		0
RDX	8.06	9110	100		91.1			100		0
Picric ACID	9.29	18284	200		91.42	9.29	26894	200		134.47
1,3,5-Trinitrobenzene	10.63	16047	100		160.47			100		0
1,3-Dinitrobenzene	13.68	15623	100		156.23			100		0
TETRYL	15.19	8137	100		81.37			100		0
Nitrobenzene	15.54	7347	100		73.47			100		0
2,4,6-Trinitrotoluene	17.44	8994	100		89.94			100		0
4-AM-2,6-DNT	18.23	6860	100		68.6			100		0
2-AM-4,6-DNT	19.35	7804	100		78.04			100		0
2,6-Dinitrotoluene	21.10	5415	100		54.15			100		0
2,4-Dinitrotoluene	21.88	8851	100		88.51			100		0
2-Nitrotoluene	25.49	3996	100		39.96			100		0
4-Nitrotoluene	27.49	4760	100		47.6			100		0
3-Nitrotoluene	29.63	4686	100		46.86			100		0
Nitroglycerin			100		0	16.47	6294	100		62.94
PETN			100		0	33.25	3028	100		30.28
3,5-Dinitroaniline	14.59	10143	100		101.43			100		0
EGDN			100		0			100		0

Notes:
M = Manually Integrated
D = Operator Disabled Result
O = Over Calibration Range

Signals Differ by More Than 40%
Signals Differ by More Than 50%

Printed: 3/2/2010 9:05 AM

TestAmerica West Sacramento

Method 8330

Data file : \\Terastation\share\GCdata\LC10.I\03012010.B\A-000014.d
Lab Smp Id: CS_05 10GCSV0072 83
Inj Date : 01-MAR-2010 21:12
Operator : NS Inst ID: LC10.i
Smp Info : CS_05 10GCSV0072 8330 ICAL L5 100ng/mL;1
Misc Info : ;5; ; ; ;3;CAL.sub; ;0;1
Comment : SOP SAC-LC-0009
Method : \\terastation\share\GCdata\LC10.I\03012010.B\8330AB.m
Meth Date : 02-Mar-2010 09:05 shafern Quant Type: AREA%
Cal Date : 01-MAR-2010 21:12 Cal File: A-000014.d
Als bottle: 65 Calibration Sample, Level: 5
Dil Factor: 1.00000
Integrator: Falcon+ Compound Sublist: CAL.sub
Target Version: 4.14
Processing Host: SACP307FK

RT	AREA	HEIGHT	HT/AREA	% HEIGHT			COMPOUNDS
4.899	891	54	0.061	0.03			
5.465	84795	12992	0.153	8.43		2	HMX
8.059	94702	9110	0.096	5.91		3	RDX
8.752	1023	89	0.087	0.05			
9.292	250834	18284	0.073	11.98		5	Picric ACID
10.632	202288	16047	0.079	10.42		6	1,3,5-Trinitrobenze
13.149	154	48	0.313	0.03			
13.682	245159	15623	0.064	10.14		7	1,3-Dinitrobenzene
14.585	167761	10143	0.060	6.58		8	3,5-Dinitroaniline
15.192	128683	8137	0.063	5.28		9	TETRYL
15.542	129697	7347	0.057	4.77		10	Nitrobenzene
17.435	161386	8994	0.056	5.84		12	2,4,6-Trinitrotolue
18.225	130131	6860	0.053	4.45		13	4-AM-2,6-DNT
18.812	87264	4722	0.054	3.06	$	1	3,4-Dinitrotoluene
19.352	162723	7804	0.048	5.06		14	2-AM-4,6-DNT
21.099	110606	5415	0.049	3.51		15	2,6-Dinitrotoluene
21.879	193383	8851	0.046	5.74		16	2,4-Dinitrotoluene
25.489	104870	3996	0.038	2.59		17	2-Nitrotoluene
27.492	133962	4760	0.036	3.09		18	4-Nitrotoluene
29.625	143046	4686	0.033	3.04		19	3-Nitrotoluene
	2533356	153962		100.000			

Total unknown % height = 0.1100

Data File: \\Terastation\share\GCdata\LC10.I\03012010.B\A-000014.d
Date : 01-MAR-2010 21:12
Client ID:
Sample Info: CS_05 10GCSV0072 8330 ICAL L5 100ng/mL;1

Column phase: SYNERGI HYDRORP C18

Instrument: LC10.i

Operator: NS
Column diameter: 4.60

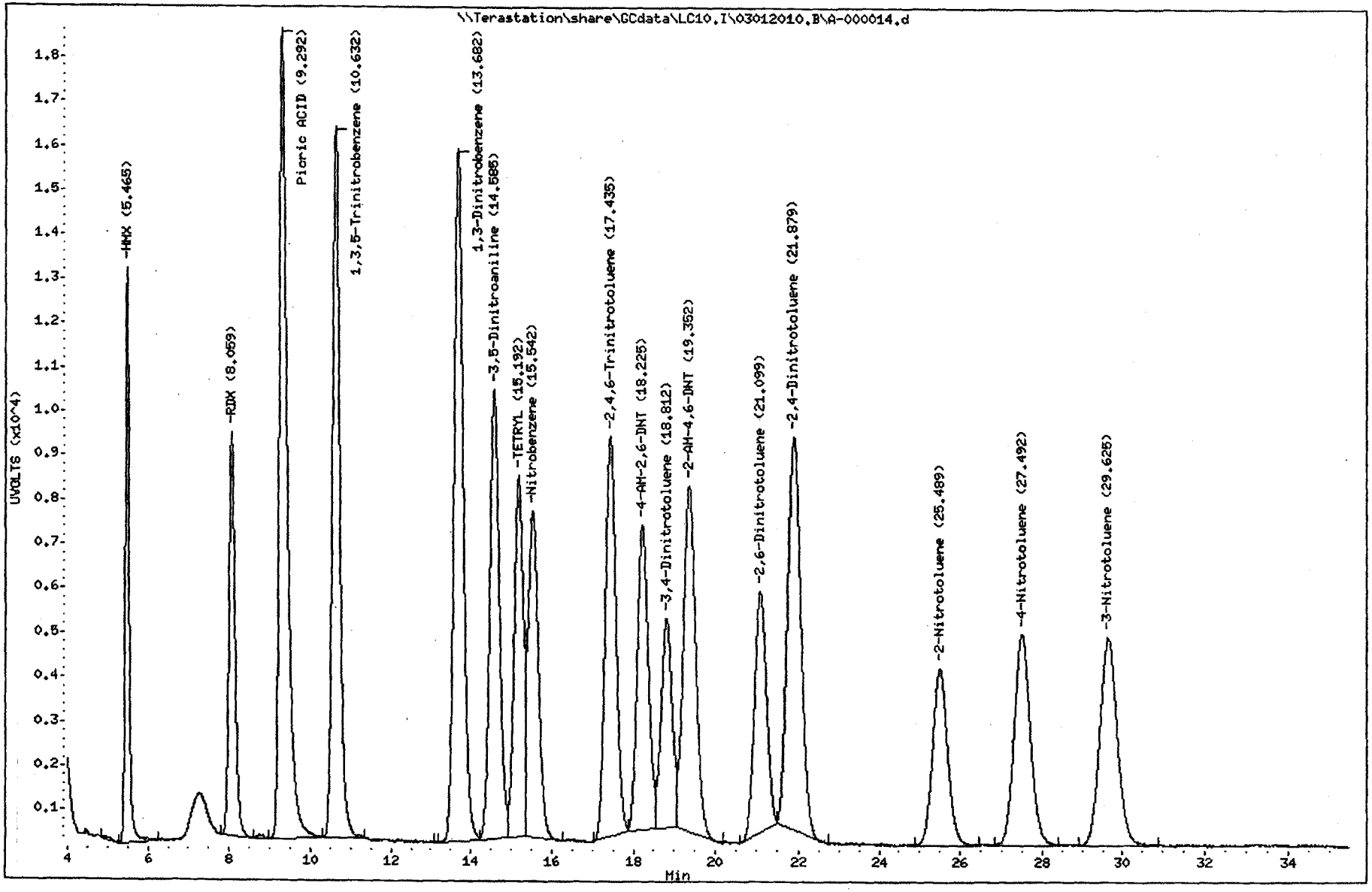

TestAmerica West Sacramento

Method 8330

Data file : \\Terastation\share\GCdata\LC10.I\03012010.B\A-000014.d\A-000014
Lab Smp Id: CS_05 10GCSV0072 83
Inj Date : 01-MAR-2010 21:12
Operator : NS Inst ID: LC10.i
Smp Info : CS_05 10GCSV0072 8330 ICAL L5 100ng/mL;1
Misc Info : ;5; ; ; ;3;CAL.sub; ;0;1
Comment : SOP SAC-LC-0009
Method : \\terastation\share\GCdata\LC10.I\03012010.B\8330AB.M\83302.m
Meth Date : 02-Mar-2010 09:05 shafern Quant Type: AREA%
Cal Date : 01-MAR-2010 21:12 Cal File: A-000014.d
Als bottle: 65 Calibration Sample, Level: 5
Dil Factor: 1.00000
Integrator: Falcon+ Compound Sublist: CAL.sub
Target Version: 4.14
Processing Host: SACP307FK

RT	AREA	HEIGHT	HT/AREA	% HEIGHT		COMPOUNDS
9.292	368801	26894	0.073	16.99		5 Picric ACID
10.642	3652	274	0.075	0.17		
13.685	126129	8084	0.064	5.08		
14.582	178328	10700	0.060	6.72		
15.192	176375	11068	0.063	6.95		
15.542	207658	11615	0.056	7.30		
16.472	107558	6294	0.059	3.95		11 Nitroglycerin
17.435	177451	9680	0.055	6.08		
18.222	206978	10475	0.051	6.58		
18.812	188383	9643	0.051	6.06	$	1 3,4-Dinitrotoluene
19.349	180809	8403	0.046	5.28		
21.095	210800	9689	0.046	6.09		
21.882	170677	7368	0.043	4.63		
25.492	247837	9554	0.039	6.00		
27.495	197576	6973	0.035	4.38		
29.625	284762	9302	0.033	5.84		
33.245	115468	3028	0.026	1.90		20 PETN
	3149242	159044		100.000		

Total unknown % height = 71.10

Data File: \\Terastation\share\GCdata\LC10.I\03012010.B\A-000014.d\A-000014.d
Date : 01-MAR-2010 21:12
Client ID:
Sample Info: CS_05 10GCSV0072 8330 ICAL L5 100ng/mL;1

Column phase: SYNERGI HYDRORP C18

Instrument: LC10.i

Operator: NS
Column diameter: 4.60

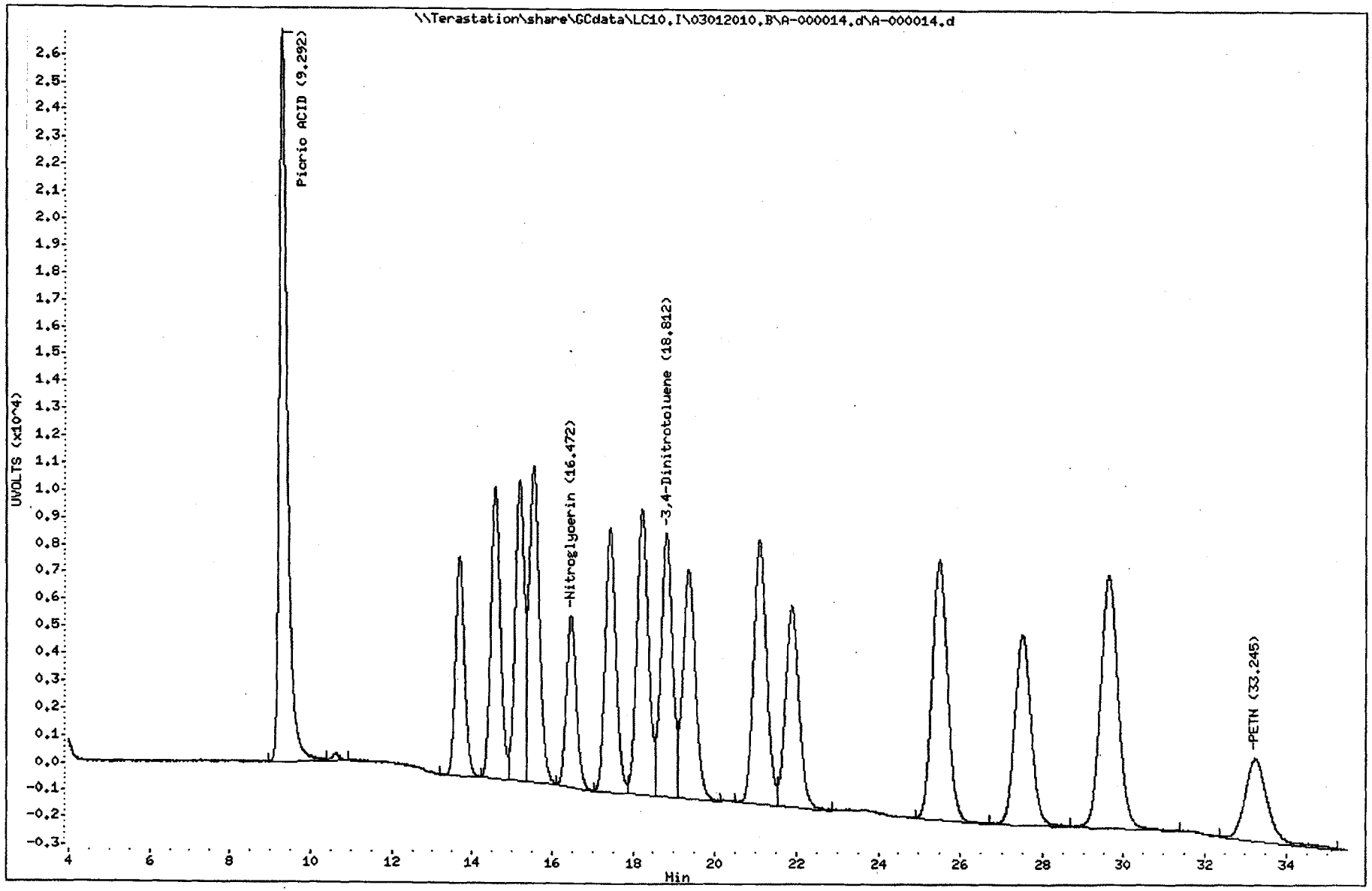

TestAmerica West Sacramento

A-000015.D

Chromatography Summary

Injection Date: 3/1/2010 22:01 Operator: NS

DataFile: LC10.I\03012010.B\A-000015.D Vial Num: 66

Instrument ID: LC10

Method 8330 Target Analyte Results

Sample : **CS_06 09GCSV0482 8330 ICAL L6 200ng/mL**

Method File: LC10.I\03012010.B\8330AB.M

Start Cal Date: 3/1/2010 17:59 End Cal Date: 3/1/2010 22:01

Dilution Factor	Extract Volume	Sample Volume	Sample Weight
1X	0 mL	0 mL	0 g

Matrix: NONE SubList: CAL.sub SpikeList:

Samp. Info: CS_06 09GCSV0482 8330 ICAL L6 200ng/mL;1

Misc. Info: ;6; ; ; ;3;CAL.sub; ;0;1

	Synergi Hydro-RP C18(250nm-265nm)					Synergi Hydro-RP C18(358nm-205nm)				
Compound Name	RT	Response	Spike Level	Flag	Response Factor	RT	Response	Spike Level	Flag	Response Factor
3,4-Dinitrotoluene	18.78	9276	200		46.38	18.78	19015	200		95.075
HMX	5.46	25936	200		129.68 ✓			200		0
RDX	8.05	18350	200		91.75			200		0
Picric ACID	9.23	42896	500		85.792	9.23	63395	500		126.79
1,3,5-Trinitrobenzene	10.62	32235	200		161.175			200		0
1,3-Dinitrobenzene	13.67	31365	200		156.825			200		0
TETRYL	15.17	18187	200		90.935			200		0
Nitrobenzene	15.53	14816	200		74.08			200		0
2,4,6-Trinitrotoluene	17.42	18851	200		94.255			200		0
4-AM-2,6-DNT	18.19	13722	200		68.61			200		0
2-AM-4,6-DNT	19.33	15663	200		78.315			200		0
2,6-Dinitrotoluene	21.07	10842	200		54.21			200		0
2,4-Dinitrotoluene	21.85	17751	200		88.755			200		0
2-Nitrotoluene	25.44	7986	200		39.93			200		0
4-Nitrotoluene	27.44	9602	200		48.01			200		0
3-Nitrotoluene	29.58	9394	200		46.97			200		0
Nitroglycerin			200		0	16.45	12767	200		63.835
PETN			200		0	33.19	6111	200		30.555
3,5-Dinitroaniline	14.56	20374	200		101.87			200		0
EGDN			200		0			200		0

Notes:

M = Manually Integrated

D = Operator Disabled Result

O = Over Calibration Range

Signals Differ by More Than 40%

Signals Differ by More Than 50%

Printed: 3/2/2010 9:05 AM

TestAmerica West Sacramento

Method 8330

Data file : \\Terastation\share\GCdata\LC10.I\03012010.B\A-000015.d
Lab Smp Id: CS_06 09GCSV0482 83
Inj Date : 01-MAR-2010 22:01
Operator : NS Inst ID: LC10.i
Smp Info : CS_06 09GCSV0482 8330 ICAL L6 200ng/mL;1
Misc Info : ;6; ; ; ;3;CAL.sub; ;0;1
Comment : SOP SAC-LC-0009
Method : \\terastation\share\GCdata\LC10.I\03012010.B\8330AB.m
Meth Date : 02-Mar-2010 09:05 shafern Quant Type: AREA%
Cal Date : 01-MAR-2010 22:01 Cal File: A-000015.d
Als bottle: 66 Calibration Sample, Level: 6
Dil Factor: 1.00000
Integrator: Falcon+ Compound Sublist: CAL.sub
Target Version: 4.14
Processing Host: SACP307FK

RT	AREA	HEIGHT	HT/AREA	% HEIGHT			COMPOUNDS
5.457	166216	25936	0.156	8.16		2	HMX
8.047	189677	18350	0.097	5.77		3	RDX
8.730	1631	159	0.098	0.05			
9.234	591132	42896	0.073	13.61		5	Picric ACID
10.624	407448	32235	0.079	10.15		6	1,3,5-Trinitrobenze
11.860	1644	86	0.052	0.02			
13.670	488611	31365	0.064	9.87		7	1,3-Dinitrobenzene
14.560	335467	20374	0.061	6.41		8	3,5-Dinitroaniline
15.170	289540	18187	0.063	5.72		9	TETRYL
15.527	259183	14816	0.057	4.66		10	Nitrobenzene
17.417	336323	18851	0.056	5.93		12	2,4,6-Trinitrotolue
18.194	257823	13722	0.053	4.32		13	4-AM-2,6-DNT
18.784	169956	9276	0.055	2.92	$	1	3,4-Dinitrotoluene
19.327	325914	15663	0.048	4.93		14	2-AM-4,6-DNT
21.070	220190	10842	0.049	3.41		15	2,6-Dinitrotoluene
21.850	386688	17751	0.046	5.59		16	2,4-Dinitrotoluene
25.444	208911	7986	0.038	2.51		17	2-Nitrotoluene
27.440	270259	9602	0.036	3.02		18	4-Nitrotoluene
29.584	284175	9394	0.033	2.95		19	3-Nitrotoluene
	5190789	317491		100.000			

Total unknown % height = 0.07000

Data File: \\Terastation\share\GCdata\LC10.I\03012010.B\A-000015.d

Page 2

Date : 01-MAR-2010 22:01

Client ID:

Instrument: LC10.i

Sample Info: CS_06 09GCSV0482 8330 ICAL L6 200ng/mL;1

Operator: NS

Column phase: SYNERGI HYDRORP C18

Column diameter: 4.60

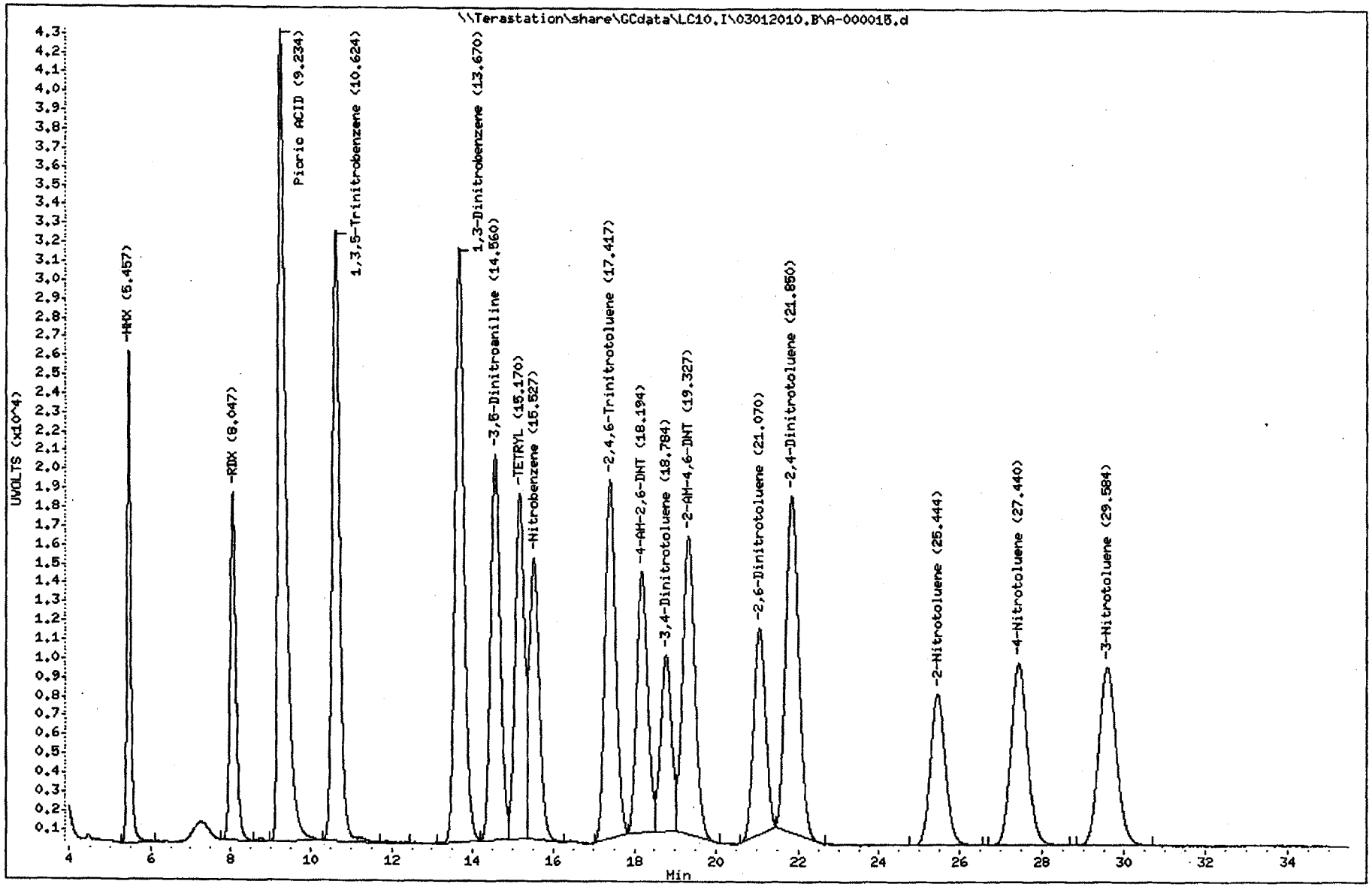

TestAmerica West Sacramento

Method 8330

Data file : \\Terastation\share\GCdata\LC10.I\03012010.B\A-000015.d\A-000015
Lab Smp Id: CS_06 09GCSV0482 83
Inj Date : 01-MAR-2010 22:01
Operator : NS Inst ID: LC10.i
Smp Info : CS_06 09GCSV0482 8330 ICAL L6 200ng/mL;1
Misc Info : ;6; ; ; ;3;CAL.sub; ;0;1
Comment : SOP SAC-LC-0009
Method : \\terastation\share\GCdata\LC10.I\03012010.B\8330AB.M\83302.m
Meth Date : 02-Mar-2010 09:05 shafern Quant Type: AREA%
Cal Date : 01-MAR-2010 22:01 Cal File: A-000015.d
Als bottle: 66 Calibration Sample, Level: 6
Dil Factor: 1.00000
Integrator: Falcon+ Compound Sublist: CAL.sub
Target Version: 4.14
Processing Host: SACP307FK

RT	AREA	HEIGHT	HT/AREA	% HEIGHT		COMPOUNDS
9.234	877907	63395	0.072	19.19		5 Picric ACID
10.604	7563	502	0.066	0.15		
13.670	251870	16263	0.065	4.90		
14.560	352985	21428	0.061	6.46		
15.170	390872	24641	0.063	7.42		
15.530	411489	23218	0.056	7.00		
16.454	217083	12767	0.059	3.84		11 Nitroglycerin
17.417	374262	20442	0.055	6.16		
18.194	411896	21054	0.051	6.34		
18.780	370374	19015	0.051	5.73	$	1 3,4-Dinitrotoluene
19.324	363092	16897	0.047	5.09		
21.070	421536	19456	0.046	5.86		
21.850	338306	14649	0.043	4.41		
25.447	503563	19242	0.038	5.80		
27.447	392412	13998	0.036	4.22		
29.580	556077	18569	0.033	5.59		
33.194	224921	6111	0.027	1.84		20 PETN
	6466209	331647		100.000		

Total unknown % height = 69.40

Data File: \\Terastation\share\GCdata\LC10.I\03012010.B\A-000015.d\A-000015.d
Date : 01-MAR-2010 22:01
Client ID:
Sample Info: CS_06 09GCSV0482 8330 ICAL L6 200ng/mL;1

Instrument: LC10.i
Operator: NS
Column diameter: 4.60

Column phase: SYNERGI HYDRORP C18

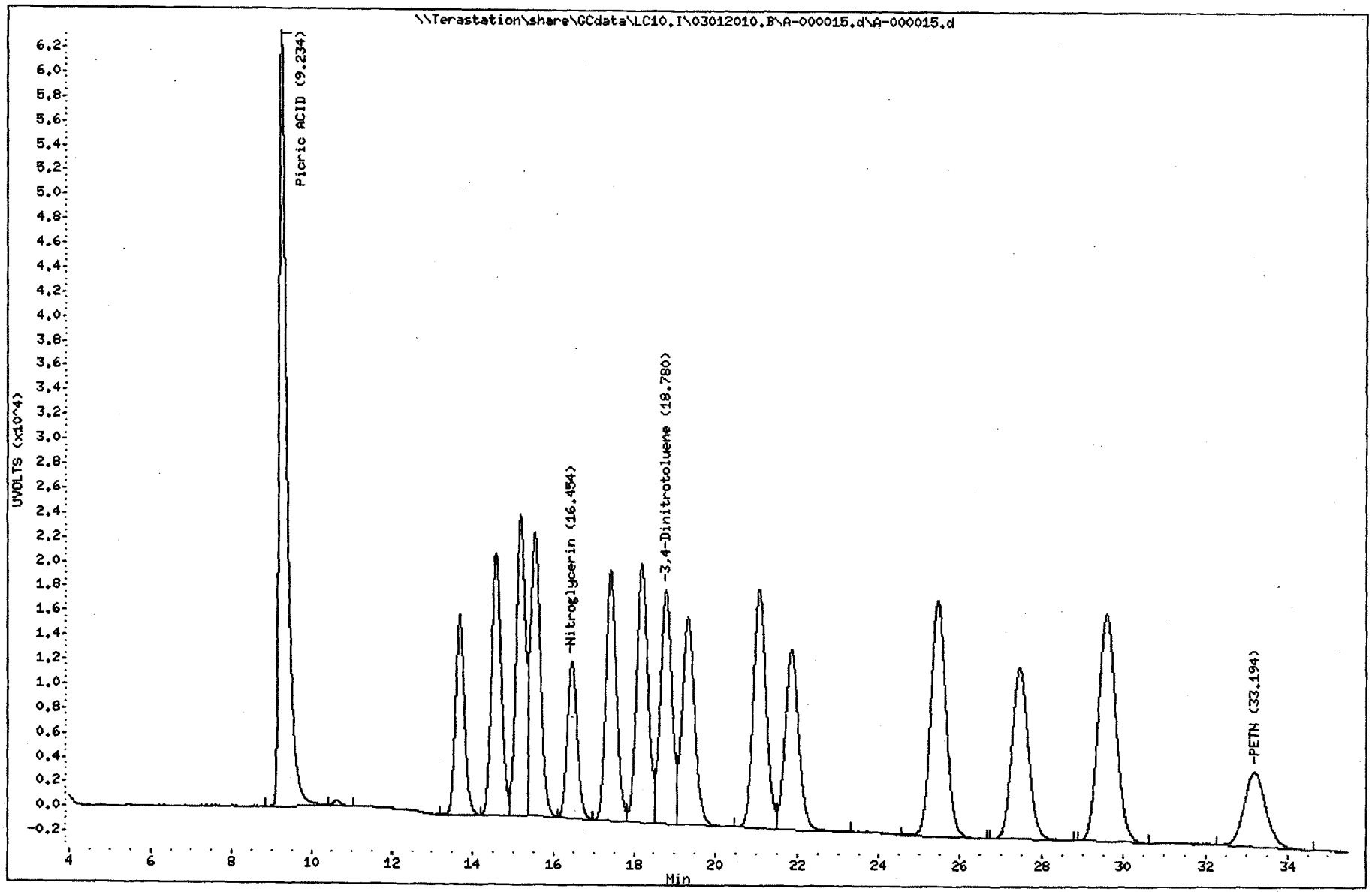

1868
North Canton

TestAmerica West Sacramento

A-000016.D

Chromatography Summary

Injection Date: 3/1/2010 22:49 **Operator:** NS

DataFile: LC10.I\03012010.B\A-000016.D **Vial Num:** 67

Instrument ID: LC10

Method 8330 Target Analyte Results

Sample : **CS_07 10GCSV0050 8330 ICAL L7 500ng/mL**

Method File: LC10.I\03012010.B\8330AB.M

Start Cal Date: 3/1/2010 17:59 **End Cal Date:** 3/1/2010 23:38

Dilution Factor	Extract Volume	Sample Volume	Sample Weight
1X	0 mL	0 mL	0 g

Matrix: NONE **SubList:** CAL.sub **SpikeList:**

Samp. Info: CS_07 10GCSV0050 8330 ICAL L7 500ng/mL;1

Misc. Info: ;7; ; ; ;3;CAL.sub; ;0;1

	Synergi Hydro-RP C18(250nm-265nm)					Synergi Hydro-RP C18(358nm-205nm)				
Compound Name	RT	Response	Spike Level	Flag	Response Factor	RT	Response	Spike Level	Flag	Response Factor
3,4-Dinitrotoluene	18.77	15143	300		50.47666667	18.77	28557	300		95.19
HMX	5.45	62615	500		125.23			500		0
RDX	8.02	41614	500		83.228			500		0
Picric ACID	9.16	80007	1000		80.007	9.16	118234	1000		118.234
1,3,5-Trinitrobenzene	10.60	76711	500		153.422			500		0
1,3-Dinitrobenzene	13.65	73699	500		147.398			500		0
TETRYL	15.17	42860	500		85.72			500		0
Nitrobenzene	15.51	35969	500		71.938			500		0
2,4,6-Trinitrotoluene	17.41	46415	500		92.83			500		0
4-AM-2,6-DNT	18.18	34807	500		69.614			500		0
2-AM-4,6-DNT	19.31	39096	500		78.192			500		0
2,6-Dinitrotoluene	21.06	27792	500		55.584			500		0
2,4-Dinitrotoluene	21.83	45016	500		90.032			500		0
2-Nitrotoluene	25.43	19577	500		39.154			500		0
4-Nitrotoluene	27.43	23579	500		47.158			500		0
3-Nitrotoluene	29.56	23281	500		46.562			500		0
Nitroglycerin			500		0	16.45	31894	500		63.788
PETN			500		0	33.18	15365	500		30.73
3,5-Dinitroaniline	14.55	48271	500		96.542			500		0
EGDN			500		0			500		0

Notes:
M = Manually Integrated
D = Operator Disabled Result
O = Over Calibration Range

Signals Differ by More Than 40%
Signals Differ by More Than 50%

Printed: 3/2/2010 9:13 AM

Report Date: 02-Mar-2010 09:06

TestAmerica West Sacramento

Method 8330

Data file : \\Terastation\share\GCdata\LC10.I\03012010.B\A-000016.d
Lab Smp Id: CS_07 10GCSV0050 83
Inj Date : 01-MAR-2010 22:49
Operator : NS Inst ID: LC10.i
Smp Info : CS_07 10GCSV0050 8330 ICAL L7 500ng/mL;1
Misc Info : ;7; ; ; ;3;CAL.sub; ;0;1
Comment : SOP SAC-LC-0009
Method : \\terastation\share\GCdata\LC10.I\03012010.B\8330AB.m
Meth Date : 02-Mar-2010 09:06 shafern Quant Type: AREA%
Cal Date : 01-MAR-2010 22:49 Cal File: A-000016.d
Als bottle: 67 Calibration Sample, Level: 7
Dil Factor: 1.00000
Integrator: Falcon+ Compound Sublist: CAL.sub
Target Version: 4.14
Processing Host: SACP307FK

RT	AREA	HEIGHT	HT/AREA	% HEIGHT		COMPOUNDS
5.451	416901	62615	0.150	8.49		2 HMX
8.024	480570	41614	0.087	5.64		3 RDX
8.731	3125	314	0.100	0.04		
9.165	1211667	80007	0.066	10.94		5 Picric ACID
10.605	1035221	76711	0.074	10.40		6 1,3,5-Trinitrobenze
11.848	1527	100	0.066	0.01		
13.655	1252608	73699	0.059	9.99		7 1,3-Dinitrobenzene
14.548	871282	48271	0.055	6.54		8 3,5-Dinitroaniline
15.168	708842	42860	0.060	5.81		9 TETRYL
15.508	678947	35969	0.053	4.87		10 Nitrobenzene
16.441	12261	474	0.039	0.06		
17.408	880489	46415	0.053	6.29		12 2,4,6-Trinitrotolue
18.181	728730	34807	0.048	4.72		13 4-AM-2,6-DNT
18.771	295106	15143	0.051	2.05	$	1 3,4-Dinitrotoluene
19.308	895530	39096	0.044	5.30		14 2-AM-4,6-DNT
21.058	624449	27792	0.045	3.76		15 2,6-Dinitrotoluene
21.835	1077151	45016	0.042	6.10		16 2,4-Dinitrotoluene
25.435	527736	19577	0.037	2.65		17 2-Nitrotoluene
27.435	681957	23579	0.035	3.19		18 4-Nitrotoluene
29.565	724652	23281	0.032	3.15		19 3-Nitrotoluene
33.008	394	56	0.142	0.00		
	13109141	737396		100.000		

Total unknown % height = 0.1100

Data File: \\Terastation\share\GCdata\LC10.I\03012010.B\A-000016.d
Date : 01-MAR-2010 22:49
Client ID:
Sample Info: CS_07 10GCSV0050 8330 ICAL L7 500ng/mL;1

Instrument: LC10.i
Operator: NS
Column diameter: 4.60

Column phase: SYNERGI HYDRORP C18

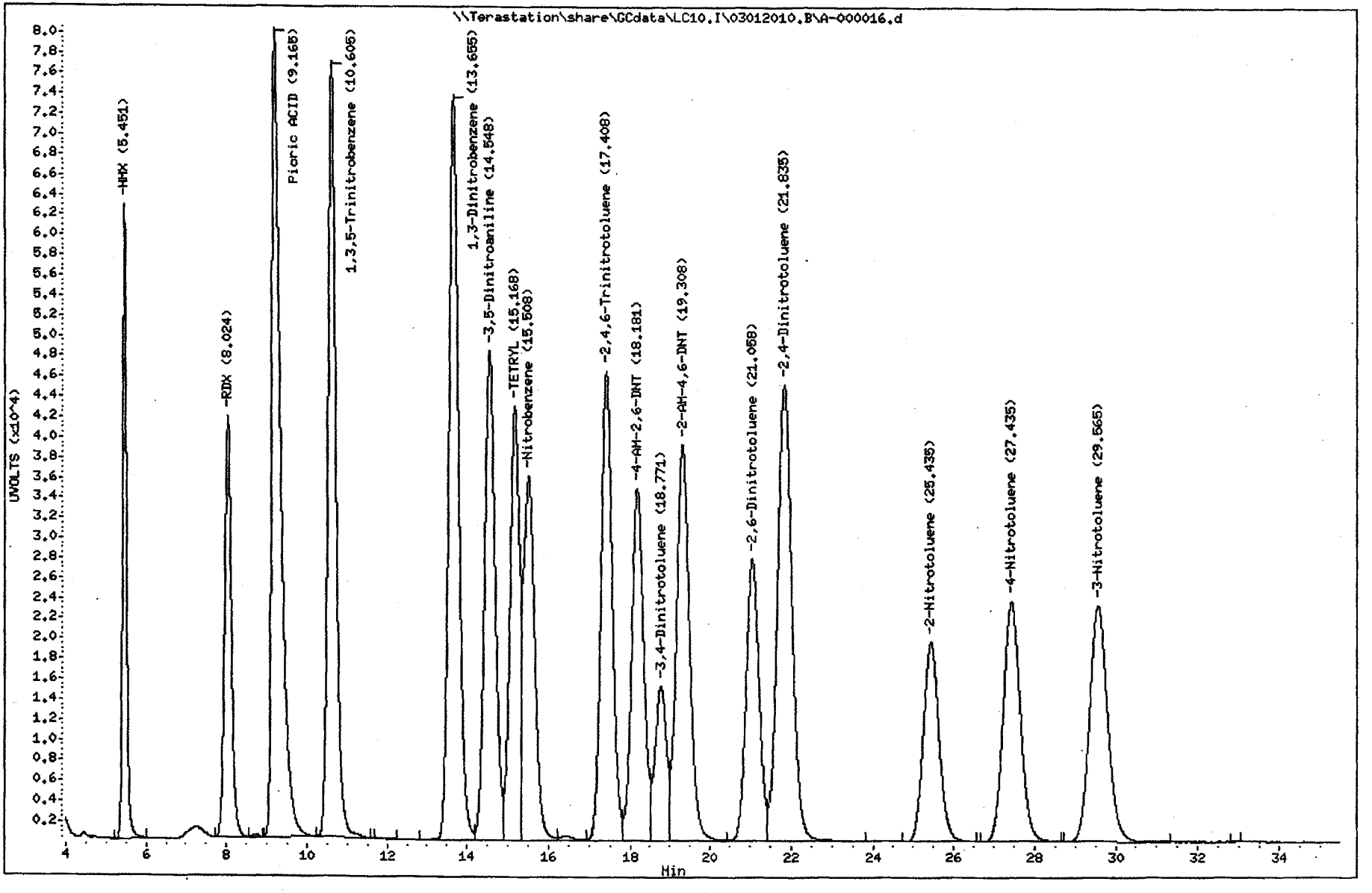

TestAmerica West Sacramento

Method 8330

Data file : \\Terastation\share\GCdata\LC10.I\03012010.B\A-000016.d\A-000016
Lab Smp Id: CS_07 10GCSV0050 83
Inj Date : 01-MAR-2010 22:49
Operator : NS Inst ID: LC10.i
Smp Info : CS_07 10GCSV0050 8330 ICAL L7 500ng/mL;1
Misc Info : ;7; ; ; ;3;CAL.sub; ;0;1
Comment : SOP SAC-LC-0009
Method : \\terastation\share\GCdata\LC10.I\03012010.B\8330AB.M\83302.m
Meth Date : 02-Mar-2010 09:06 shafern Quant Type: AREA%
Cal Date : 01-MAR-2010 22:49 Cal File: A-000016.d
Als bottle: 67 Calibration Sample, Level: 7
Dil Factor: 1.00000
Integrator: Falcon+ Compound Sublist: CAL.sub
Target Version: 4.14
Processing Host: SACP307FK

RT	AREA	HEIGHT	HT/AREA	% HEIGHT		COMPOUNDS
5.485	1226	134	0.109	0.01		
9.165	1801880	118234	0.066	15.92		5 Picric ACID
10.601	18148	1185	0.065	0.15		
13.655	634901	38065	0.060	5.09		
14.548	888354	50040	0.056	6.69		
15.168	920443	56978	0.062	7.62		
15.508	1035218	55007	0.053	7.36		
16.448	556361	31894	0.057	4.26		11 Nitroglycerin
17.408	925782	49266	0.053	6.59		
18.181	1051955	50896	0.048	6.81		
18.768	569495	28557	0.050	3.82	$	1 3,4-Dinitrotoluene
19.308	920348	40623	0.044	5.43		
21.058	1064633	47412	0.045	6.34		
21.835	858571	35861	0.042	4.79		
24.598	268	47	0.175	0.00		
25.431	1265176	46976	0.037	6.28		
27.435	989216	34437	0.035	4.60		
29.568	1436953	46330	0.032	6.19		
33.181	561924	15365	0.027	2.05		20 PETN
	15500852	747307		100.000		

Total unknown % height = 73.95

Data File: \\Terastation\share\GCdata\LC10,I\03012010,B\A-000016.d\A-000016.d

Date : 01-MAR-2010 22:49

Client ID:

Instrument: LC10,i

Sample Info: CS_07 10GCSV0050 8330 ICAL L7 500ng/mL;1

Operator: NS

Column phase: SYNERGI HYDRORP C18

Column diameter: 4.60

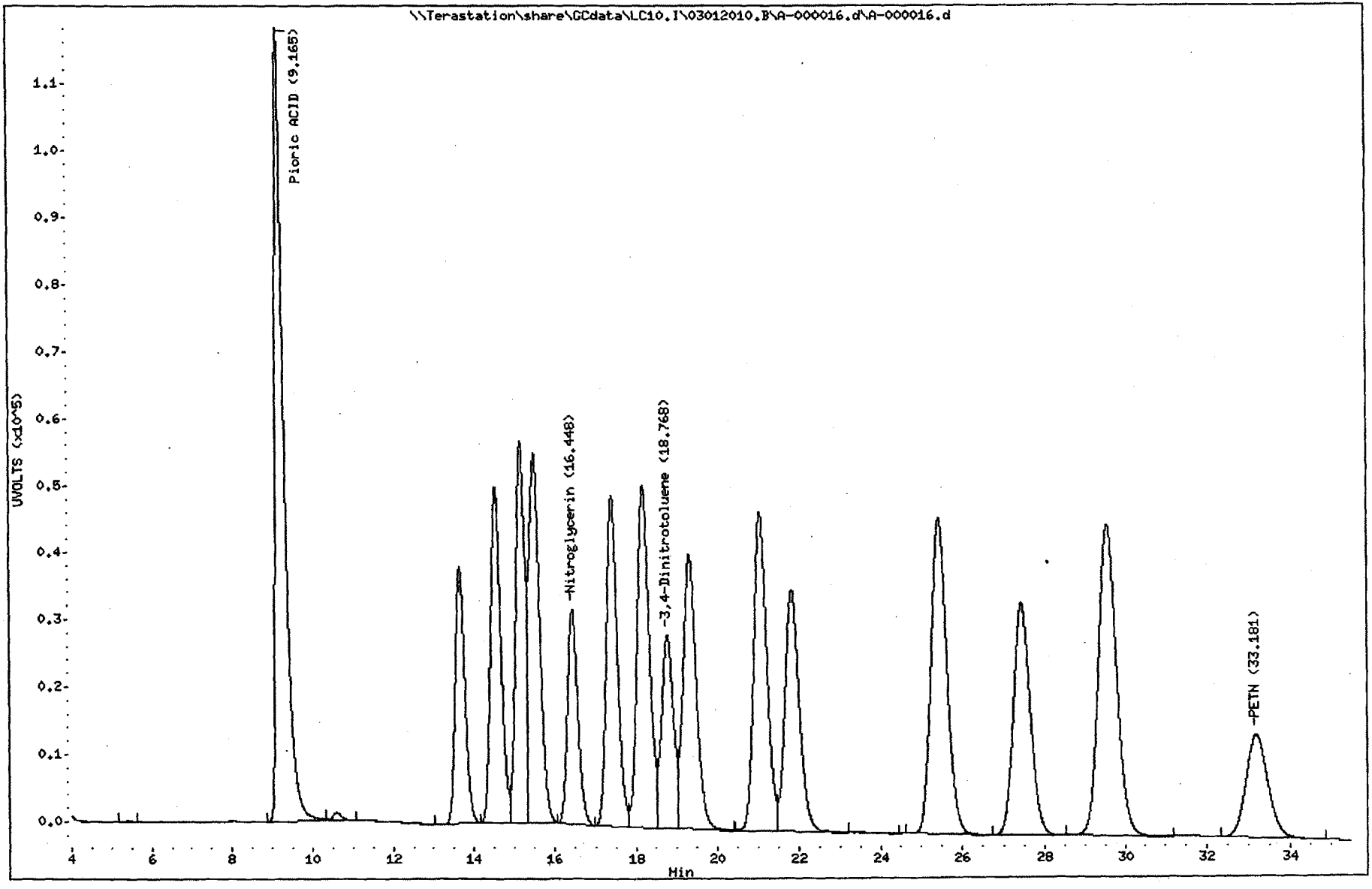

TestAmerica West Sacramento

A-000017.D

Chromatography Summary

Injection Date: 3/1/2010 23:38 **Operator:** NS

DataFile: LC10.I\03012010.B\A-000017.D **Vial Num:** 68

Instrument ID: LC10

Method 8330 Target Analyte Results

Sample : **CS_8 10GCSV0051 8330 ICAL L8 1000ng/mL**

Method File: LC10.I\03012010.B\8330AB.M

Start Cal Date: 3/1/2010 17:59 **End Cal Date:** 3/1/2010 23:38

Dilution Factor	Extract Volume	Sample Volume	Sample Weight
1X	0 mL	0 mL	0 g

Matrix: NONE **SubList:** CAL.sub **SpikeList:**

Samp. Info: CS_8 10GCSV0051 8330 ICAL L8 1000ng/mL;1

Misc. Info: ;8; ; ; ;3;CAL.sub; ;0;1

	Synergi Hydro-RP C18(250nm-265nm)					Synergi Hydro-RP C18(358nm-205nm)				
Compound Name	RT	Response	Spike Level	Flag	Response Factor	RT	Response	Spike Level	Flag	Response Factor
3,4-Dinitrotoluene	18.72	24230	500	O	48.46	18.72	45462	500		90.924
HMX	5.43	113959	1000		113.959			1000		0
RDX	7.98	69009	1000		69.009			1000		0
Picric ACID	9.05	140424	2000		70.212	9.05	207615	2000		103.8075
1,3,5-Trinitrobenzene	10.57	138309	1000		138.309			1000		0
1,3-Dinitrobenzene	13.60	129439	1000		129.439			1000		0
TETRYL	15.13	82698	1000		82.698			1000		0
Nitrobenzene	15.44	65004	1000		65.004			1000		0
2,4,6-Trinitrotoluene	17.37	87754	1000		87.754			1000		0
4-AM-2,6-DNT	18.12	63160	1000		63.16			1000		0
2-AM-4,6-DNT	19.24	70541	1000		70.541			1000		0
2,6-Dinitrotoluene	21.00	51559	1000		51.559			1000		0
2,4-Dinitrotoluene	21.78	83626	1000		83.626			1000		0
2-Nitrotoluene	25.38	36496	1000		36.496			1000		0
4-Nitrotoluene	27.38	44327	1000		44.327			1000		0
3-Nitrotoluene	29.52	43900	1000		43.9			1000		0
Nitroglycerin			1000		0	16.40	58641	1000		58.641
PETN			1000		0	33.18	29443	1000		29.443
3,5-Dinitroaniline	14.48	83803	1000		83.803			1000		0
EGDN			1000		0			1000		0

Notes: M = Manually Integrated — Signals Differ by More Than 40%

D = Operator Disabled Result — Signals Differ by More Than 50%

O = Over Calibration Range

Printed: 3/2/2010 9:13 AM

TestAmerica West Sacramento

Method 8330

Data file : \\Terastation\share\GCdata\LC10.I\03012010.B\A-000017.d
Lab Smp Id: CS_8 10GCSV0051 833
Inj Date : 01-MAR-2010 23:38
Operator : NS Inst ID: LC10.i
Smp Info : CS_8 10GCSV0051 8330 ICAL L8 1000ng/mL;1
Misc Info : ;8; ; ; ;3;CAL.sub; ;0;1
Comment : SOP SAC-LC-0009
Method : \\terastation\share\GCdata\LC10.I\03012010.B\8330AB.m
Meth Date : 02-Mar-2010 09:06 shafern Quant Type: AREA%
Cal Date : 01-MAR-2010 23:38 Cal File: A-000017.d
Als bottle: 68 Calibration Sample, Level: 8
Dil Factor: 1.00000
Integrator: Falcon+ Compound Sublist: CAL.sub
Target Version: 4.14
Processing Host: SACP307FK

RT	AREA	HEIGHT	HT/AREA	% HEIGHT			COMPOUNDS
5.427	827431	113959	0.138	8.56		2	HMX
7.981	952597	69009	0.072	5.18		3	RDX
8.691	5167	488	0.094	0.03			
9.047	2441773	140424	0.058	10.67		5	Picric ACID
10.567	2048475	138309	0.068	10.40		6	1,3,5-Trinitrobenze
11.704	2378	130	0.055	0.00			
12.737	105	32	0.305	0.00			
13.601	2473570	129439	0.052	9.73		7	1,3-Dinitrobenzene
14.484	1724514	83803	0.049	6.30		8	3,5-Dinitroaniline
15.127	1459896	82698	0.057	6.21		9	TETRYL
15.437	1289673	65004	0.050	4.88		10	Nitrobenzene
16.384	20053	821	0.041	0.06			
17.367	1740145	87754	0.050	6.59		12	2,4,6-Trinitrotolue
18.117	1447688	63160	0.044	4.74		13	4-AM-2,6-DNT
18.717	479754	24230	0.051	1.82	$	1	3,4-Dinitrotoluene
19.244	1783414	70541	0.040	5.30		14	2-AM-4,6-DNT
21.004	1228917	51559	0.042	3.87		15	2,6-Dinitrotoluene
21.784	2134514	83626	0.039	6.28		16	2,4-Dinitrotoluene
25.377	1045252	36496	0.035	2.74		17	2-Nitrotoluene
27.384	1350743	44327	0.033	3.33		18	4-Nitrotoluene
29.524	1430938	43900	0.031	3.30		19	3-Nitrotoluene
33.121	6765	174	0.026	0.01			
	25893762	1329883		100.000			

Total unknown % height = 0.1000

Data File: \\Terastation\share\GCdata\LC10.I\03012010.B\A-000017.d
Date : 01-MAR-2010 23:38
Client ID:
Sample Info: CS_8 10GCSV0051 8330 ICAL L8 1000ng/mL;1

Instrument: LC10.i
Operator: NS
Column diameter: 4.60

Column phase: SYNERGI HYDRORP C18

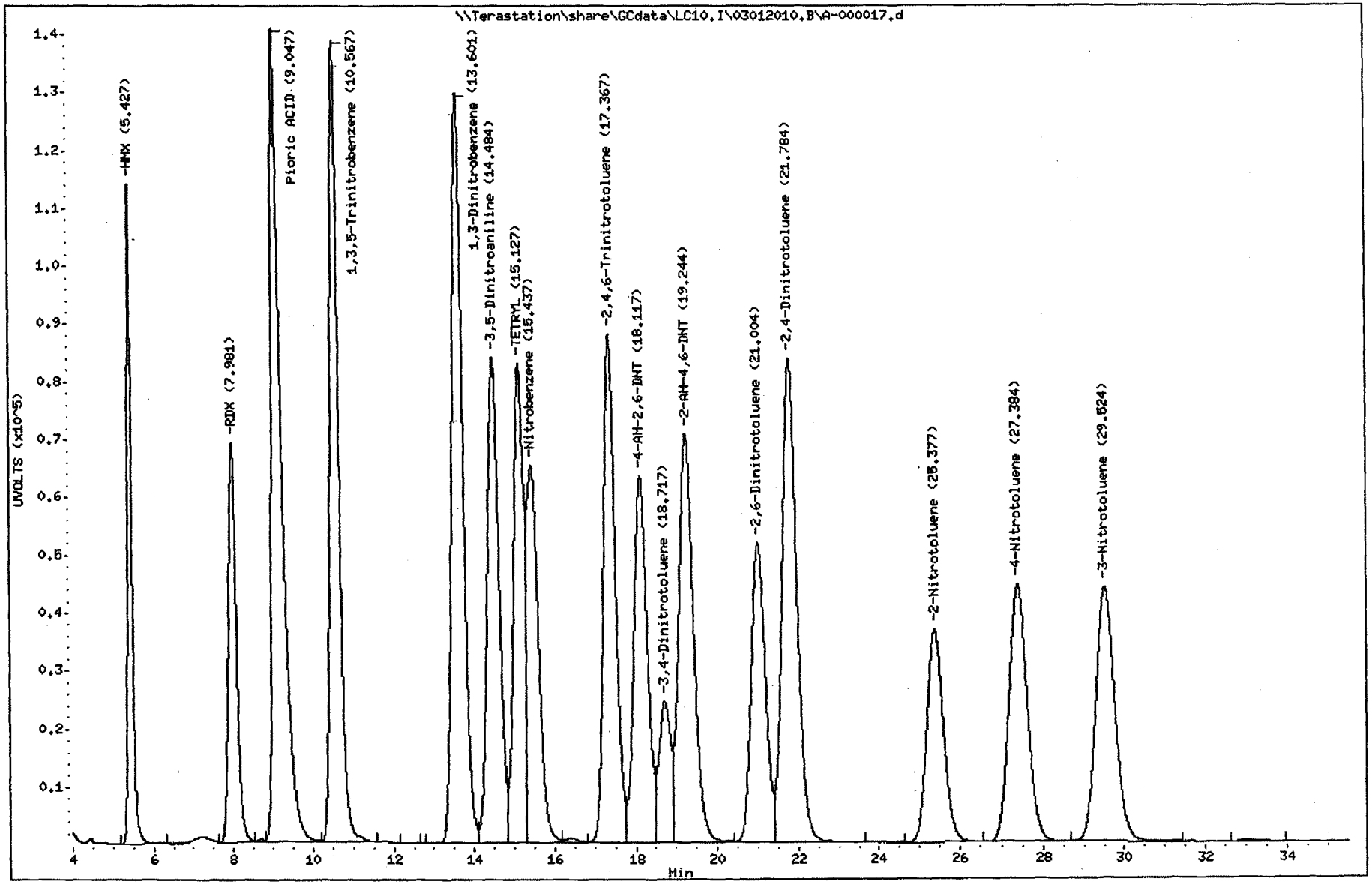

1876
North Canton

TestAmerica West Sacramento

Method 8330

Data file : \\Terastation\share\GCdata\LC10.I\03012010.B\A-000017.d\A-000017
Lab Smp Id: CS_8 10GCSV0051 833
Inj Date : 01-MAR-2010 23:38
Operator : NS Inst ID: LC10.i
Smp Info : CS_8 10GCSV0051 8330 ICAL L8 1000ng/mL;1
Misc Info : ;8; ; ; ;3;CAL.sub; ;0;1
Comment : SOP SAC-LC-0009
Method : \\terastation\share\GCdata\LC10.I\03012010.B\8330AB.M\83302.m
Meth Date : 02-Mar-2010 09:06 shafern Quant Type: AREA%
Cal Date : 01-MAR-2010 23:38 Cal File: A-000017.d
Als bottle: 68 Calibration Sample, Level: 8
Dil Factor: 1.00000
Integrator: Falcon+ Compound Sublist: CAL.sub
Target Version: 4.14
Processing Host: SACP307FK

RT	AREA	HEIGHT	HT/AREA	% HEIGHT		COMPOUNDS
5.447	1758	206	0.117	0.01		
9.047	3637561	207615	0.057	15.38		5 Picric ACID
10.571	37430	2140	0.057	0.15		
13.601	1240595	66569	0.054	4.90		
14.484	1731770	86220	0.050	6.35		
15.127	1874057	109833	0.059	8.09		
15.444	1974943	98419	0.050	7.25		
16.401	1064874	58641	0.055	4.32		11 Nitroglycerin
17.367	1824539	93001	0.051	6.85		
18.117	2091139	92202	0.044	6.79		
18.717	934453	45462	0.049	3.34	$	1 3,4-Dinitrotoluene
19.241	1843762	73481	0.040	5.41		
21.004	2100182	87867	0.042	6.47		
21.784	1707651	66631	0.039	4.90		
24.551	1208	115	0.095	0.00		
25.377	2506382	87542	0.035	6.44		
27.384	1957874	64603	0.033	4.75		
29.524	2846434	87440	0.031	6.44		
33.177	1095804	29443	0.027	2.16		20 PETN
	30472416	1357430		100.000		

Total unknown % height = 74.80

Data File: \\Terastation\share\GCdata\LC10,I\03012010,B\A-000017.d\A-000017.d

Date : 01-MAR-2010 23:38

Client ID:

Instrument: LC10,i

Sample Info: CS_8 10GCSV0051 8330 ICAL L8 1000ng/mL;1

Operator: NS

Column phase: SYNERGI HYDRORP C18

Column diameter: 4.60

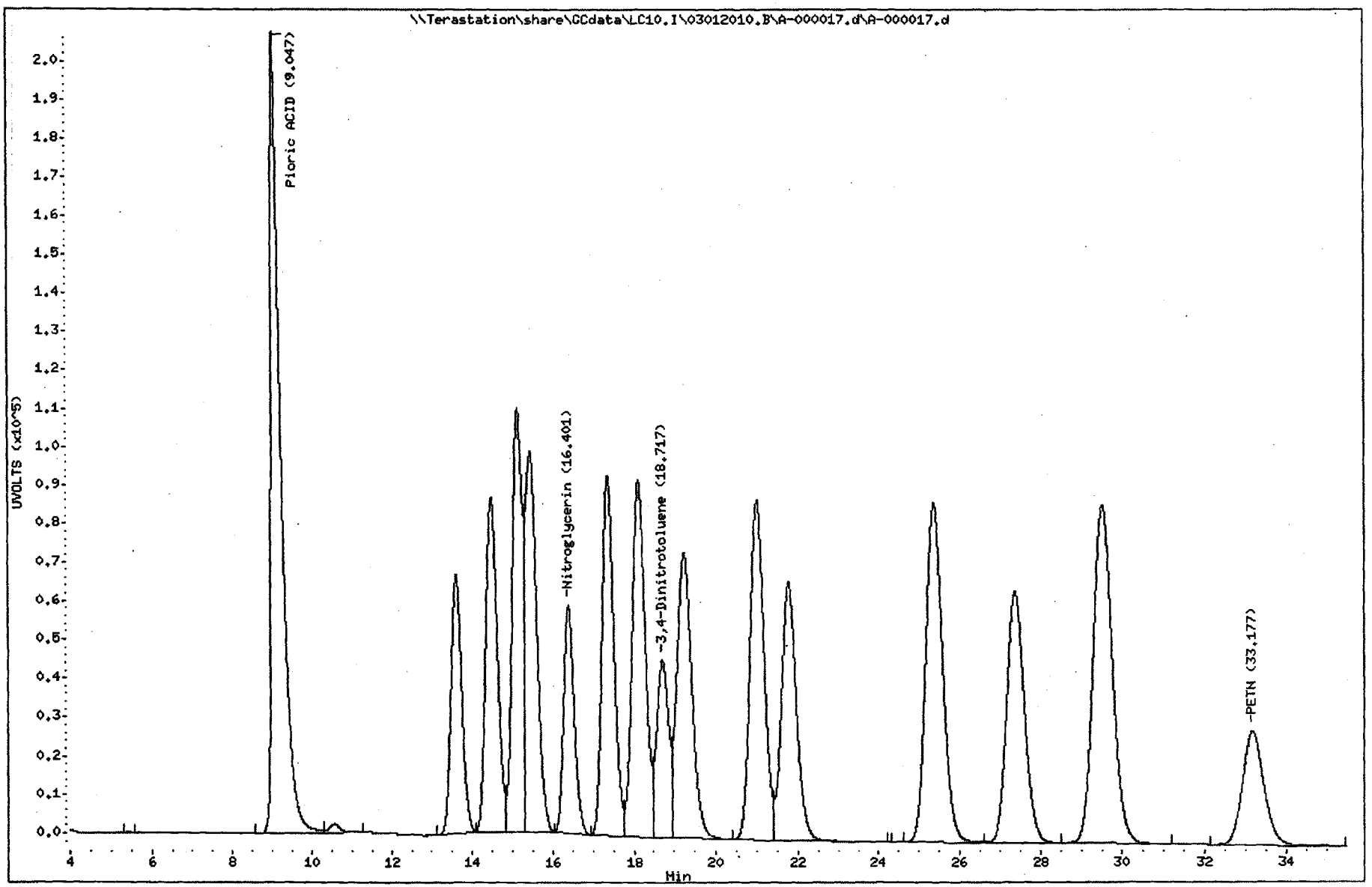

TestAmerica
THE LEADER IN ENVIRONMENTAL TESTING

West Sacramento

GC/HPLC ICAL Checklist

Instrument ID: LC9-CN ICAL ID: 03032010 Method: 8330

Analytes Included in curve (with dates): 8330 All, NB, PETN, 3,5 DNA

A. Included Sections of ICAL	Analyst	Reviewer	N/A
1. ICAL Summary included (for both columns if applicable).	✓	✓	
2. ICAL Runlog included.	✓	✓	
3. ICV Included and moved to after summary.	✓	✓	
4. PEM meets requirements and is included for 8081.			✓
5. Alkane Marker included for 8015 TPH.			✓
6. ICAL Raw Data included for all analytes.	✓	✓	
B. ICAL Summary			
1. All analytes meet %RSD or linear regression requirements.	✓	✓	
2. ICAL meets requirements stated in SOP.	✓	✓	
2. Any levels dropped are reviewed and appropriate.			✓
3. All analytes in ICAL are in the ICAL summary.	✓	✓	
4. RFs are calculated correctly. Perform Manual calculation.	✓	✓	
C. ICAL Analysis			
1. Manual Integrations reviewed and appropriate.			✓
2. All peaks correctly identified.	✓	✓	
3. No analytes have saturated peaks.	✓	✓	
4. RT windows set correctly (8015 TPH).			✓
5. ICV meets requirements and is run after the ICAL.	✓	✓	
6. Standards used in ICAL are current.	✓	✓	
7. ICAL is copied to source method.	✓	✓	

Curve Valid for:	Yes	No	Criteria
Standard SOP	✓		RSD ≤20%, r≥ 0.995 (intercept <1/2RL for 8081,8082, NQ, 8310) and (<RL for 8330) and r>0.990 (intercept <RL for 8015), ICV≤15%, PEM ≤15%
DOD QSM V3	✓		RSD ≤20%, r≥ 0.995, ICV≤20%, PEM ≤15%
AFCEE 3.1	✓		RSD ≤20%, r≥ 0.995, ICV≤15%, PEM ≤15%
AFCEE 4.0	✓		RSD ≤20%, r≥ 0.995, ICV≤20% (8081, 8082, 8015) and ICV≤25% (8330,8310), PEM ≤15%

Analyst: [signature] Date: 3/4/10

Reviewer: [signature] Date: 3/4/2010

Comments:

Report Date : 04-Mar-2010 10:14

TestAmerica West Sacramento

INITIAL CALIBRATION DATA

Start Cal Date : 03-MAR-2010 19:39
End Cal Date : 04-MAR-2010 03:18
Quant Method : ESTD
Target Version : 4.14
Integrator : HP Genie
Method file : \\Terastation\share\GCdata\LC9.I\03032010.B\8330METCNAB.M
Last Edit : 04-Mar-2010 10:14 shafern

Calibration File Names:
Level 1: \\Terastation\share\GCdata\GCdata\LC9.I\03032010.B\C-000004.d
Level 2: \\Terastation\share\GCdata\GCdata\LC9.I\03032010.B\C-000005.d
Level 3: \\Terastation\share\GCdata\GCdata\LC9.I\03032010.B\C-000006.d
Level 4: \\Terastation\share\GCdata\GCdata\LC9.I\03032010.B\C-000007.d
Level 5: \\Terastation\share\GCdata\GCdata\LC9.I\03032010.B\C-000008.d
Level 6: \\Terastation\share\GCdata\GCdata\LC9.I\03032010.B\C-000009.d
Level 7: \\Terastation\share\GCdata\GCdata\LC9.I\03032010.B\C-000010.d
Level 8: \\Terastation\share\GCdata\GCdata\LC9.I\03032010.B\C-000011.d

Compound	5.0000 Level 1	10.0000 Level 2	20.0000 Level 3	50.0000 Level 4	100.0000 Level 5	200.0000 Level 6	Curve	Coefficients b	m1	m2	%RSD or R^2	
	500.0000 Level 7	1000.0000 Level 8										
2 TNX	+++++	+++++	+++++	+++++	+++++	+++++						
	+++++	+++++					AVRG		0.000e+000		0.000e+000	<-
3 DNX	+++++	+++++	+++++	+++++	+++++	+++++						
	+++++	+++++					AVRG		0.000e+000		0.000e+000	<-
4 HMX	42.00000	42.00000	39.55000	40.30000	38.38000	38.14000						
	37.78800	34.70100					AVRG		39.10738		6.18657	

TestAmerica West Sacramento

INITIAL CALIBRATION DATA

Start Cal Date : 03-MAR-2010 19:39
End Cal Date : 04-MAR-2010 03:18
Quant Method : ESTD
Target Version : 4.14
Integrator : HP Genie
Method file : \\Terastation\share\GCdata\LC9.I\03032010.B\8330METCNAB.M
Last Edit : 04-Mar-2010 10:14 shafern

Compound	5.0000 Level 1	10.0000 Level 2	20.0000 Level 3	50.0000 Level 4	100.0000 Level 5	200.0000 Level 6	Curve	Coefficients b	m1	m2	%RSD or R^2	
	500.0000 Level 7	1000.0000 Level 8										
5 MNX	+++++	+++++	+++++	+++++	+++++	+++++						
	+++++	+++++					AVRG		0.000e+000		0.000e+000	<-
6 EGDN	+++++	+++++	+++++	+++++	+++++	+++++						
	+++++	+++++					AVRG		0.000e+000		0.000e+000	<-
7 RDX	38.40000	37.10000	38.10000	35.58000	34.31000	34.06000						
	31.93600	27.77800					AVRG		34.65800		10.22367	
8 Picric ACID	+++++	+++++	+++++	+++++	+++++	+++++						
	+++++	+++++					AVRG		0.000e+000		0.000e+000	
9 1,3,5-Trinitrobenzene	64.80000	62.90000	63.10000	61.74000	59.17000	59.16000						
	58.22800	53.70200					AVRG		60.35000		5.85191	
10 1,3-Dinitrobenzene	86.60000	84.90000	84.05000	82.46000	79.38000	79.41500						
	75.13000	65.65000					AVRG		79.69812		8.47906	
11 3,5-Dinitroaniline	59.60000	57.60000	58.70000	56.66000	54.48000	54.27500						
	51.76400	45.35600					AVRG		54.80438		8.39955	

1882

TestAmerica West Sacramento

INITIAL CALIBRATION DATA

Start Cal Date : 03-MAR-2010 19:39
End Cal Date : 04-MAR-2010 03:18
Quant Method : ESTD
Target Version : 4.14
Integrator : HP Genie
Method file : \\Terastation\share\GCdata\LC9.I\03032010.B\8330METCNAB.M
Last Edit : 04-Mar-2010 10:14 shafern

Compound	5.0000 Level 1	10.0000 Level 2	20.0000 Level 3	50.0000 Level 4	100.0000 Level 5	200.0000 Level 6	500.0000 Level 7	1000.0000 Level 8	Curve	Coefficients b	Coefficients m1	Coefficients m2	%RSD or R^2
12 TETRYL	138	144	138	142	133	147							
	137	130							AVRG		139		4.05740
13 Nitrobenzene	38.60000	40.70000	41.95000	40.64000	39.22000	39.09500							
	35.95200	30.55000							AVRG		38.33838		9.44015
14 Nitroglycerin	+++++	+++++	+++++	+++++	+++++	+++++							
	+++++	+++++							AVRG		0.000e+000		0.000e+000
15 2,4,6-Trinitrotoluene	50.40000	48.50000	47.10000	48.86000	45.77000	47.18500							
	46.53400	43.92800							AVRG		47.28463		4.21707
16 4-AM-2,6-DNT	378	578	1082	2205	3964	8014							
	20320	39783							LINR	-4.65787	39.70529		0.99989
17 2-AM-4,6-DNT	83.20000	70.90000	69.80000	64.38000	61.05000	61.34000							
	59.22000	53.74000							AVRG		65.45375		13.87115
18 2,6-Dinitrotoluene	41.80000	40.90000	40.15000	37.18000	35.66000	35.13000							
	35.12800	31.30900							AVRG		37.15713		9.60663

North Canton

1883

TestAmerica West Sacramento

INITIAL CALIBRATION DATA

Start Cal Date : 03-MAR-2010 19:39
End Cal Date : 04-MAR-2010 03:18
Quant Method : ESTD
Target Version : 4.14
Integrator : HP Genie
Method file : \\Terastation\share\GCdata\LC9.I\03032010.B\8330METCNAB.M
Last Edit : 04-Mar-2010 10:14 shafern

Compound	5.0000 Level 1	10.0000 Level 2	20.0000 Level 3	50.0000 Level 4	100.0000 Level 5	200.0000 Level 6	500.0000 Level 7	1000.0000 Level 8	Curve	Coefficients b	Coefficients m1	Coefficients m2	%RSD or R^2	
19 2,4-Dinitrotoluene	64.40000	63.70000	64.65000	61.76000	59.69000	59.53000								
	57.53000	52.13500							AVRG		60.42437		6.98244	
20 2-Nitrotoluene	17.10000	19.00000	19.75000	18.29000	17.45500	17.55250								
	17.14700	15.68900							AVRG		17.74794		7.06764	
21 4-Nitrotoluene	+++++	+++++	+++++	+++++	+++++	+++++								
	+++++	+++++							AVRG		0.000e+000		0.000e+000	<-
22 3-Nitrotoluene	25.00000	27.90000	28.55000	26.42000	25.17000	25.18500								
	24.26000	22.63400							AVRG		25.63988		7.51112	
23 PETN	+++++	+++++	+++++	+++++	+++++	+++++								
	+++++	+++++							AVRG		0.000e+000		0.000e+000	
$ 1 3,4-Dinitrotoluene	+++++	33.90000	29.65000	31.48000	32.27000	30.66000								
	31.27000	28.59000							AVRG		31.11714		5.56257	

3/4/2010 MW

North Canton

TestAmerica West Sacramento

INITIAL CALIBRATION DATA

Start Cal Date : 03-MAR-2010 19:39
End Cal Date : 04-MAR-2010 03:18
Quant Method : ESTD
Target Version : 4.14
Integrator : HP Genie
Method file : \\Terastation\share\GCdata\LC9.I\03032010.B\8330METCNAB.M
Last Edit : 04-Mar-2010 10:14 shafern

Curve	Formula	Units
Averaged	Amt = Rsp/ml	Response
Linear	Amt = b + Rsp/ml	Response

Report Date: 04-Mar-2010 10:00

Calibration History

Method : \\Terastation\share\GCdata\LC9.I\03032010.B\8330METCNAB.M
Start Cal Date: 03-MAR-2010 19:39
End Cal Date : 04-MAR-2010 03:18
Last Cal Level: 8
Last Cal Type : Continuing Calibration

Initial Calibration

Injection Date	Sublist	Calibration File
Cal Level: 1 , Cal Amount: 5.00000		
03-MAR-2010 19:39	CAL	\\Terastation\share\GCdata\LC9.I\03032010.B\C-000004.d
Cal Level: 2 , Cal Amount: 10.00000		
03-MAR-2010 20:45	CAL	\\Terastation\share\GCdata\LC9.I\03032010.B\C-000005.d
Cal Level: 3 , Cal Amount: 20.00000		
03-MAR-2010 21:50	CAL	\\Terastation\share\GCdata\LC9.I\03032010.B\C-000006.d
Cal Level: 4 , Cal Amount: 50.00000		
03-MAR-2010 22:56	CAL	\\Terastation\share\GCdata\LC9.I\03032010.B\C-000007.d
Cal Level: 5 , Cal Amount: 100.00000		
04-MAR-2010 00:01	CAL	\\Terastation\share\GCdata\LC9.I\03032010.B\C-000008.d
Cal Level: 6 , Cal Amount: 200.00000		
04-MAR-2010 01:07	CAL	\\Terastation\share\GCdata\LC9.I\03032010.B\C-000009.d
Cal Level: 7 , Cal Amount: 500.00000		
04-MAR-2010 02:12	CAL	\\Terastation\share\GCdata\LC9.I\03032010.B\C-000010.d
Cal Level: 8 , Cal Amount: 1000.00000		

04-MAR-2010 03:18	CAL	
\\Terastation\share\GCdata\LC9.I\03032010.B\C-000011.d		

Continuing Calibration
Ccal Level Mode: BY SAMPLE

04-MAR-2010 06:34	CAL	
\\Terastation\share\GCdata\LC9.I\03032010.B\C-000014.d		
04-MAR-2010 05:29	CAL	
\\Terastation\share\GCdata\LC9.I\03032010.B\C-000013.d		
04-MAR-2010 00:01	CAL	
\\Terastation\share\GCdata\LC9.I\03032010.B\C-000008.d		

TestAmerica West Sacramento

INITIAL CALIBRATION DATA

Start Cal Date : 03-MAR-2010 20:45
End Cal Date : 04-MAR-2010 03:18
Quant Method : ESTD
Origin : Disabled
Target Version : 4.14
Integrator : HP Genie
Method file : \\Terastation\share\GCdata\LC9.I\03032010.B\8330METCNAB.M\
Last Edit : 04-Mar-2010 09:46 tap
Curve Type : Average

Calibration File Names:
Level 2: \\Terastation\share\GCdata\GCdata\LC9.I\03032010.B\C-000005.d\C-000
Level 3: \\Terastation\share\GCdata\GCdata\LC9.I\03032010.B\C-000006.d\C-000
Level 4: \\Terastation\share\GCdata\GCdata\LC9.I\03032010.B\C-000007.d\C-000
Level 5: \\Terastation\share\GCdata\GCdata\LC9.I\03032010.B\C-000008.d\C-000
Level 6: \\Terastation\share\GCdata\GCdata\LC9.I\03032010.B\C-000009.d\C-000
Level 7: \\Terastation\share\GCdata\GCdata\LC9.I\03032010.B\C-000010.d\C-000
Level 8: \\Terastation\share\GCdata\GCdata\LC9.I\03032010.B\C-000011.d\C-000

Compound	10.000 Level 2	20.000 Level 3	50.000 Level 4	100.000 Level 5	200.000 Level 6	500.000 Level 7	1000.000 Level 8	___ RRF	% RSD
2 TNX	*****	*****	*****	*****	*****	*****	*****	*****	*****
3 DNX	*****	*****	*****	*****	*****	*****	*****	*****	*****
4 HMX	*****	*****	*****	*****	*****	*****	*****	*****	*****
5 MNX	*****	*****	*****	*****	*****	*****	*****	*****	*****
6 EGDN	*****	*****	*****	*****	*****	*****	*****	*****	*****
7 RDX	*****	*****	*****	*****	*****	*****	*****	*****	*****
8 Picric ACID	*****	*****	*****	*****	*****	*****	*****	*****	*****
9 1,3,5-Trinitrobenzene	*****	*****	*****	*****	*****	*****	*****	*****	*****

TestAmerica West Sacramento

INITIAL CALIBRATION DATA

Start Cal Date : 03-MAR-2010 20:45
End Cal Date : 04-MAR-2010 03:18
Quant Method : ESTD
Origin : Disabled
Target Version : 4.14
Integrator : HP Genie
Method file : \\Terastation\share\GCdata\LC9.I\03032010.B\8330METCNAB.M\
Last Edit : 04-Mar-2010 09:46 tap
Curve Type : Average

Compound	10.000 Level 2	20.000 Level 3	50.000 Level 4	100.000 Level 5	200.000 Level 6	500.000 Level 7	1000.000 Level 8	___ RRF	% RSD
10 1,3-Dinitrobenzene	*****	*****	*****	*****	*****	*****	*****	*****	*****
11 3,5-Dinitroaniline	*****	*****	*****	*****	*****	*****	*****	*****	*****
12 TETRYL	*****	*****	*****	*****	*****	*****	*****	*****	*****
13 Nitrobenzene	*****	*****	*****	*****	*****	*****	*****	*****	*****
14 Nitroglycerin	*****	44.30000	47.20000	48.56000	50.20500	50.82400	48.25000	48.22317	4.841
15 2,4,6-Trinitrotoluene	*****	*****	*****	*****	*****	*****	*****	*****	*****
16 4-AM-2,6-DNT	*****	*****	*****	*****	*****	*****	*****	*****	*****
17 2-AM-4,6-DNT	*****	*****	*****	*****	*****	*****	*****	*****	*****
18 2,6-Dinitrotoluene	*****	*****	*****	*****	*****	*****	*****	*****	*****
19 2,4-Dinitrotoluene	*****	*****	*****	*****	*****	*****	*****	*****	*****
20 2-Nitrotoluene	*****	*****	*****	*****	*****	*****	*****	*****	*****

TestAmerica West Sacramento

INITIAL CALIBRATION DATA

Start Cal Date : 03-MAR-2010 20:45
End Cal Date : 04-MAR-2010 03:18
Quant Method : ESTD
Origin : Disabled
Target Version : 4.14
Integrator : HP Genie
Method file : \\Terastation\share\GCdata\LC9.I\03032010.B\8330METCNAB.M\
Last Edit : 04-Mar-2010 09:46 tap
Curve Type : Average

Compound	10.000 Level 2 / 1000.000 Level 8	20.000 Level 3	50.000 Level 4	100.000 Level 5	200.000 Level 6	500.000 Level 7	RRF	% RSD
21 4-Nitrotoluene	+++++ / +++++	+++++	+++++	+++++	+++++	+++++	+++++	+++++
22 3-Nitrotoluene	+++++ / +++++	+++++	+++++	+++++	+++++	+++++	+++++	+++++
23 PETN	+++++ / 214	232	220	218	218	221	221	2.662
$ 1 3,4-Dinitrotoluene	+++++ / +++++	+++++	+++++	+++++	+++++	+++++	+++++	+++++ <-

3/4/2010 MW

Report Date: 04-Mar-2010 10:00

Calibration History

Method : \\Terastation\share\GCdata\LC9.I\03032010.B\8330METCNAB.M\8330CN2.M
Start Cal Date: 03-MAR-2010 20:45
End Cal Date : 04-MAR-2010 03:18
Last Cal Level: 8
Last Cal Type : Continuing Calibration

Initial Calibration

Injection Date	Sublist	Calibration File
Cal Level: 2 , Cal Amount: 10.00000		
03-MAR-2010 20:45	CAL	\\Terastation\share\GCdata\LC9.I\03032010.B\C-000005.d\C-000005.d
Cal Level: 3 , Cal Amount: 20.00000		
03-MAR-2010 21:50	CAL	\\Terastation\share\GCdata\LC9.I\03032010.B\C-000006.d\C-000006.d
Cal Level: 4 , Cal Amount: 50.00000		
03-MAR-2010 22:56	CAL	\\Terastation\share\GCdata\LC9.I\03032010.B\C-000007.d\C-000007.d
Cal Level: 5 , Cal Amount: 100.00000		
04-MAR-2010 00:01	CAL	\\Terastation\share\GCdata\LC9.I\03032010.B\C-000008.d\C-000008.d
Cal Level: 6 , Cal Amount: 200.00000		
04-MAR-2010 01:07	CAL	\\Terastation\share\GCdata\LC9.I\03032010.B\C-000009.d\C-000009.d
Cal Level: 7 , Cal Amount: 500.00000		
04-MAR-2010 02:12	CAL	\\Terastation\share\GCdata\LC9.I\03032010.B\C-000010.d\C-000010.d
Cal Level: 8 , Cal Amount: 1000.00000		
04-MAR-2010 03:18	CAL	\\Terastation\share\GCdata\LC9.I\03032010.B\C-000011.d\C-000011.d

Continuing Calibration

Ccal Level Mode: BY SAMPLE

04-MAR-2010 06:34	CAL	\\Terastation\share\GCdata\LC9.I\03032010.B\C-000014.d\C-000014.d
04-MAR-2010 06:34	CAL	\\Terastation\share\GCdata\LC9.I\03032010.B\C-000014.d\C-000014.d
04-MAR-2010 05:29	CAL	\\Terastation\share\GCdata\LC9.I\03032010.B\C-000013.d\C-000013.d
03-MAR-2010 22:56	CAL	\\Terastation\share\GCdata\LC9.I\03032010.B\C-000007.d\C-000007.d
03-MAR-2010 22:56	CAL	\\Terastation\share\GCdata\LC9.I\03032010.B\C-000007.d\C-000007.d

TestAmerica West Sacramento

Calibration Standard Level Reference Sheet

8330, 8330A, 8330B

	Concentration (ppb)							
Analyte	Level 1	2	3	4	5	6	7	8
3,4-Dinitrotoluene (surr)		10	20	50	100	200	300	500
HMX	5	10	20	50	100	200	500	1000
MNX	5	10	20	50	100	200	500	1000
DNX	5	10	20	50	100	200	500	1000
TNX	5	10	20	50	100	200	500	1000
RDX	5	10	20	50	100	200	500	1000
1,3,5-Trinitrobenzene	5	10	20	50	100	200	500	1000
1,3-Dinitrotoluene	5	10	20	50	100	200	500	1000
3.5-Dinitroaniline	5	10	20	50	100	200	500	1000
TETRYL	5	10	20	50	100	200	500	1000
Nitrobenzene	5	10	20	50	100	200	500	1000
2,4,6-Trinitrotoluene	5	10	20	50	100	200	500	1000
4-Amino-2,6-dinitrotoluene	5	10	20	50	100	200	500	1000
2-Amino-4,6-dinitrotoluene	5	10	20	50	100	200	500	1000
2,6-Dinitrotoluene	5	10	20	50	100	200	500	1000
2,4-Dinitrotoluene	5	10	20	50	100	200	500	1000
2-Nitrotoluene	5	10	20	50	100	200	500	1000
4-Nitrotoluene	5	10	20	50	100	200	500	1000
3-Nitrotoluene	5	10	20	50	100	200	500	1000
Picric Acid			50	100	200	500	1000	2000
Nitroglycerin			20	50	100	200	500	1000
PETN			20	50	100	200	500	1000
EGDN			20	50	100	200	500	1000

Revision Date 12/11/09

TestAmerica West Sacramento
GC/LC INSTRUMENT LOG

Inst ID: LC9 Batch ID: 03032010
Method : Method 8330 Test : SOP WS-LC-0009
ICAL Date: See Calibration Report

Date	Time	Operator	Sample ID	File ID	Vol or Wt	Extract Vol	Diln	Comments
03-MAR-2010	16:22	NS	8330 Primer L6	C-000001.	0 g	0 mL	1	
03-MAR-2010	17:28	NS	8330 Primer L6	C-000002.	0 g	0 mL	1	
03-MAR-2010	18:34	NS	BLANK	C-000003.	0 g	0 mL	1	
03-MAR-2010	19:39	NS	8330 10GCSV0046 ICAL L1	C-000004.	0 g	0 mL	1	
03-MAR-2010	20:45	NS	8330 10GCSV0047 ICAL L2	C-000005.	0 g	0 mL	1	
03-MAR-2010	21:50	NS	8330 10GCSV0048 ICAL L3	C-000006.	0 g	0 mL	1	
03-MAR-2010	22:56	NS	8330 10GCSV0049 ICAL L4	C-000007.	0 g	0 mL	1	
04-MAR-2010	00:01	NS	8330 10GCSV0072 ICAL L5	C-000008.	0 g	0 mL	1	
04-MAR-2010	01:07	NS	8330 09GCSV0482 ICAL L6	C-000009.	0 g	0 mL	1	
04-MAR-2010	02:12	NS	8330 10GCSV0050 ICAL L7	C-000010.	0 g	0 mL	1	
04-MAR-2010	03:18	NS	8330 10GCSV0051 ICAL L8	C-000011.	0 g	0 mL	1	
04-MAR-2010	04:23	NS	BLANK	C-000012.	0 g	0 mL	1	
04-MAR-2010	05:29	NS	8330 10GCSV0058 ICV Std L5	C-000013.	0 g	0 mL	1	
04-MAR-2010	06:34	NS	8330 10GCSV0074 MRL 5-50 ng/mL	C-000014.	0 g	0 mL	1	
04-MAR-2010	07:40	NS	8330 Primer L6	C-000015.	0 g	0 mL	1	
04-MAR-2010	08:45	NS	STD_06 09GCSV0482 8330 200-500	C-000016.	0 g	0 mL	1	

- printed before end of sequence -

MB 3/4/10

TestAmerica West Sacramento

C-000013.D

Chromatography Summary

Injection Date: 3/4/2010 5:29 **Operator:** NS

DataFile: LC9.I\03032010.B\C-000013.D **Vial Num:** 89

Instrument ID: LC9

Method 8330 Target Analyte Results

Sample : **8330 10GCSV0058 ICV Std L5**

Method File: LC9.I\03032010.B\8330METCNAB.M

Start Cal Date: 3/3/2010 19:39 **End Cal Date:** 3/4/2010 3:18

Dilution Factor	Extract Volume	Sample Volume	Sample Weight
1X	0 mL	0 mL	0 g

Matrix: NONE **SubList:** CAL.sub **SpikeList:**

Samp. Info: 8330 10GCSV0058 ICV Std L5;2

Misc. Info: ;5;;;;3;CAL.sub;;0;0;

	Zorbax Cyano(250nm)							Zorbax Cyano(250nm-205nm)								
Compound Name	RT	Response	PPB	Spike Level	%D	Result	Flag	RT	Response	PPB	Spike Level	%D	Result	Flag	Limits(%)	Flag
3,4-Dinitrotoluene	36.71	71	2.2820<	200	-99%	Fails	Not Spiked				200	-100%	Fails		(±15)	45
HMX	41.09	8317	212.7000<	200	6%	Acceptable					200	-100%	Fails		(±15)	45
RDX	28.26	6889	198.8000<	200	-1%	Acceptable					200	-100%	Fails		(±15)	45
Picric ACID				500	-100%	Fails					500	-100%	Fails		(±15)	
1,3,5-Trinitrobenzene	22.43	11978	198.5000<	200	-1%	Acceptable					200	-100%	Fails		(±15)	45
1,3-Dinitrobenzene	20.59	16105	202.1000<	200	1%	Acceptable					200	-100%	Fails		(±15)	45
TETRYL	46.70	28255	203.8000<	200	2%	Acceptable					200	-100%	Fails		(±15)	45
Nitrobenzene	18.21	8024	209.3000<	200	5%	Acceptable	mm 3/4/10				200	-100%	Fails		(±15)	45
2,4,6-Trinitrotoluene	38.13	9579	202.6000<	200	1%	Acceptable					200	-100%	Fails		(±15)	45
4-AM-2,6-DNT	34.10	8586	211.6000<	200	6%	Acceptable					200	-100%	Fails		(±15)	45
2-AM-4,6-DNT	33.30	12780	195.2000<	200	-2%	Acceptable					200	-100%	Fails		(±15)	45
2,6-Dinitrotoluene	31.03	7362	198.1000<	200	-1%	Acceptable					200	-100%	Fails		(±15)	45
2,4-Dinitrotoluene	29.69	12449	206.0000<	200	3%	Acceptable					200	-100%	Fails		(±15)	45
2-Nitrotoluene	25.91	7282	410.3000	400	3%	Acceptable					400	-100%	Fails		(±15)	45
4-Nitrotoluene				400	-100%	Fails					400	-100%	Fails		(±15)	
3-Nitrotoluene	26.57	5277	205.8000<	200	3%	Acceptable					200	-100%	Fails		(±15)	45
Nitroglycerin				200	-100%	Fails		44.95	10833	224.6000	200	12%	Acceptable		(±15)	45
PETN				200	-100%	Fails		49.96	49927	226.4000<	200	13%	Acceptable		(±15)	45
3,5-Dinitroaniline	27.45	11064	201.9000	200	1%	Acceptable					200	-100%	Fails		(±15)	45
EGDN				200	-100%	Fails					200	-100%	Fails		(±15)	

ICV passes ±15%

Notes: M = Manually Integrated — Signals Differ by More Than 40%

D = Operator Disabled Result — Signals Differ by More Than 50%

O = Over Calibration Range

Printed: 3/4/2010 10:18 AM

TestAmerica West Sacramento

Method 8330

Data file : \\Terastation\share\GCdata\LC9.I\03032010.B\C-000013.d
Lab Smp Id: 8330 10GCSV0058 ICV
Inj Date : 04-MAR-2010 05:29
Operator : NS Inst ID: LC9.i
Smp Info : 8330 10GCSV0058 ICV Std L5;2
Misc Info : ;5;;;;3;CAL.sub;;0;0;
Comment : SOP WS-LC-0009
Method : \\Terastation\share\GCdata\LC9.I\03032010.B\8330METCNAB.m
Meth Date : 04-Mar-2010 09:48 shafern Quant Type: AREA%
Cal Date : 04-MAR-2010 03:18 Cal File: C-000011.d
Als bottle: 89 Continuing Calibration Sample
Dil Factor: 1.00000
Integrator: HP Genie Compound Sublist: CAL.sub
Target Version: 4.14
Processing Host: SACP307FK

RT	AREA	HEIGHT	HT/AREA	% HEIGHT		COMPOUNDS
18.214	1225330	8024	0.007	5.09		13 Nitrobenzene
20.588	2568830	16105	0.006	10.22		10 1,3-Dinitrobenzene
22.432	2130639	11978	0.006	7.60		9 1,3,5-Trinitrobenze
25.909	1402778	7282	0.005	4.62		20 2-Nitrotoluene
26.570	798048	5277	0.007	3.35		22 3-Nitrotoluene
27.453	1775451	11064	0.006	7.02		11 3,5-Dinitroaniline
28.259	1043969	6889	0.007	4.37		7 RDX
29.687	2142784	12449	0.006	7.90		19 2,4-Dinitrotoluene
31.025	1329778	7362	0.006	4.67		18 2,6-Dinitrotoluene
33.300	1755367	12780	0.007	8.11		17 2-AM-4,6-DNT
34.103	1506178	8586	0.006	5.45		16 4-AM-2,6-DNT
36.049	3066	42	0.014	0.02		
36.714	12183	71	0.006	0.04	$	1 3,4-Dinitrotoluene
38.130	1790108	9579	0.005	6.08		15 2,4,6-Trinitrotolue
41.089	920683	8317	0.009	5.28		4 HMX
42.076	2672	37	0.014	0.02		
43.745	2770	22	0.008	0.01		
44.938	13732	101	0.007	0.06		
46.701	1506553	28255	0.019	18.08		12 TETRYL
47.467	14671	178	0.012	0.11		
48.332	42871	319	0.007	0.20		
48.875	32049	373	0.012	0.23		
49.047	12259	241	0.020	0.15		
49.299	18702	286	0.015	0.18		
49.965	56724	622	0.011	0.39		
50.427	14594	179	0.012	0.11		
51.437	53808	833	0.015	0.52		
52.113	13163	193	0.015	0.12		
	22189760	157444		100.000		

Total unknown % height = 2.120

Data File: \\Terastation\share\GCdata\LC9.I\03032010.B\C-000013.d
Date : 04-MAR-2010 05:29
Client ID:
Sample Info: 8330 10GCSV0058 ICV Std L5;2

Column phase: Agilent ZorbaxCyano

Instrument: LC9.i

Operator: NS
Column diameter: 4.60

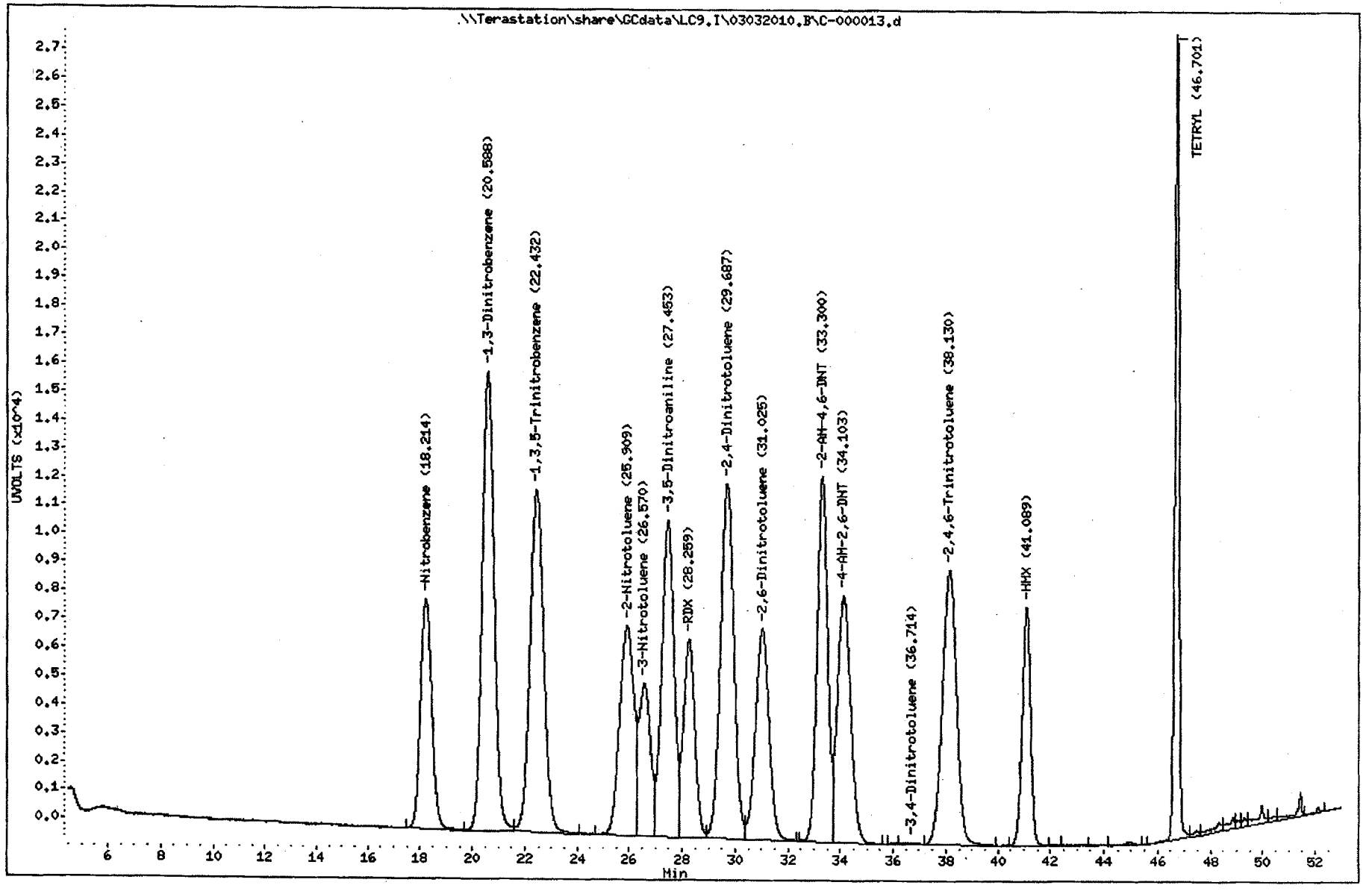

TestAmerica West Sacramento

Method 8330

Data file : \\Terastation\share\GCdata\LC9.I\03032010.B\C-000013.d\C-000013.
Lab Smp Id: 8330 10GCSV0058 ICV
Inj Date : 04-MAR-2010 05:29
Operator : NS Inst ID: LC9.i
Smp Info : 8330 10GCSV0058 ICV Std L5;2
Misc Info : ;5;;;;3;CAL.sub;;0;0;
Comment : SOP WS-LC-0009
Method : \\Terastation\share\GCdata\LC9.I\03032010.B\8330METCNAB.M\8330CN
Meth Date : 04-Mar-2010 09:48 shafern Quant Type: AREA%
Cal Date : 04-MAR-2010 03:18 Cal File: C-000011.d
Als bottle: 89 Continuing Calibration Sample
Dil Factor: 1.00000
Integrator: HP Genie Compound Sublist: CAL.sub
Target Version: 4.14
Processing Host: SACP307FK

RT	AREA	HEIGHT	HT/AREA	% HEIGHT	COMPOUNDS
44.946	1216199	10833	0.009	17.31	14 Nitroglycerin
49.294	55072	1264	0.023	2.02	
49.692	49922	532	0.011	0.85	
49.963	1366568	49927	0.037	79.82	23 PETN
	2687761	62556		100.000	

Total unknown % height = 2.870

Data File: \\Terastation\share\GCdata\LC9.I\03032010.B\C-000013.d\C-000013.d
Date : 04-MAR-2010 05:29
Client ID:
Sample Info: 8330 10GCSV0068 ICV Std L5;2

Column phase: Agilent ZorbaxCyano

Instrument: LC9.i

Operator: NS
Column diameter: 4.60

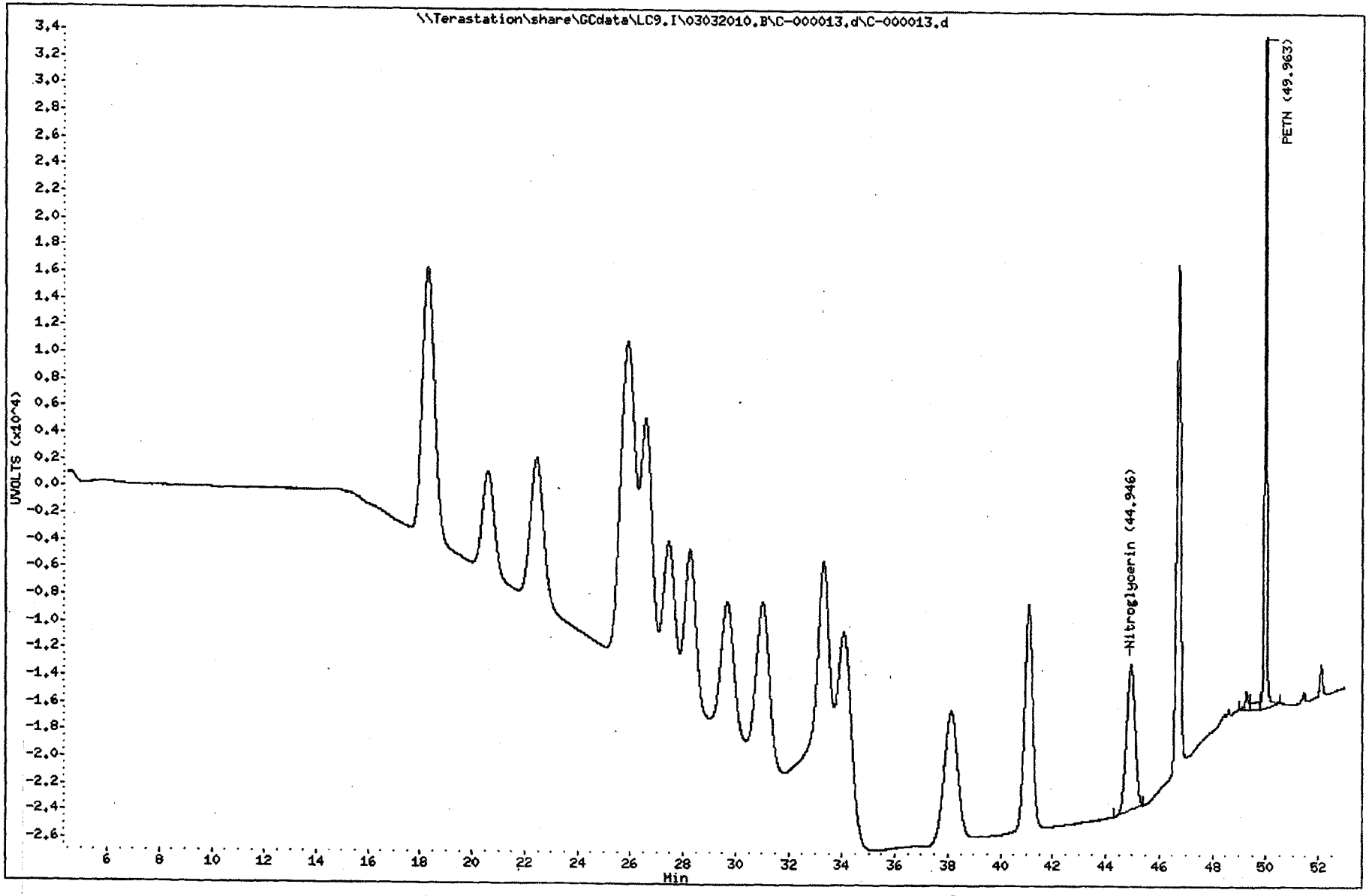

TestAmerica West Sacramento

C-000014.D

Chromatography Summary

Method 8330 Target Analyte Results

Sample : **8330 10GCSV0074 MRL 5-50 ng/mL**

Injection Date: 3/4/2010 6:34 **Operator:** NS
DataFile: LC9.I\03032010.B\C-000014.D **Vial Num:** 90
Instrument ID: LC9
Method File: LC9.I\03032010.B\8330METCNAB.M
Start Cal Date: 3/3/2010 19:39 **End Cal Date:** 3/4/2010 3:18

Dilution Factor	Extract Volume	Sample Volume	Sample Weight
1X	0 mL	0 mL	0 g

Matrix: NONE **SubList:** CAL.sub **SpikeList:**
Samp. Info: 8330 10GCSV0074 MRL 5-50 ng/mL;2
Misc. Info: ;5;;;;3;CAL.sub;;0;0;

	Zorbax Cyano(250nm)							Zorbax Cyano(250nm-205nm)								
Compound Name	RT	Response	PPB	Spike Level	%D	Result	Flag	RT	Response	PPB	Spike Level	%D	Result	Flag	Limits(%)	Flag
3,4-Dinitrotoluene	36.72	617	19.8300<	20	-1%	Acceptable					20	-100%	Fails		(±15)	45
HMX	41.02	215	5.4980<	5	10%	Acceptable					5	-100%	Fails		(±15)	45
RDX	**28.11**	**206**	**5.9440<**	**5**	**19%**	**Fails**					5	-100%	Fails		(±15)	45
Picric ACID				**50**	**-100%**	**Fails**					50	-100%	Fails		(±15)	
1,3,5-Trinitrobenzene	22.37	314	5.2030<	5	4%	Acceptable					5	-100%	Fails		(±15)	45
1,3-Dinitrobenzene	20.52	391	4.9060<	5	-2%	Acceptable					5	-100%	Fails		(±15)	45
TETRYL	46.69	656	4.7310<	5	-5%	Acceptable					5	-100%	Fails		(±15)	45
Nitrobenzene	18.05	196	5.1120<	5	2%	Acceptable					5	-100%	Fails		(±15)	45
2,4,6-Trinitrotoluene	38.08	247	5.2240<	5	4%	Acceptable					5	-100%	Fails		(±15)	45
4-AM-2,6-DNT	33.95	359	4.3840<	5	-12%	Acceptable					5	-100%	Fails		(±15)	45
2-AM-4,6-DNT	**33.26**	**384**	**5.8670<**	**5**	**17%**	**Fails**					5	-100%	Fails		(±15)	45
2,6-Dinitrotoluene	**30.96**	**227**	**6.1090<**	**5**	**22%**	**Fails**					5	-100%	Fails		(±15)	45
2,4-Dinitrotoluene	29.57	330	5.4610<	5	9%	Acceptable					5	-100%	Fails		(±15)	45
2-Nitrotoluene	25.79	202	11.3800	10	14%	Acceptable					10	-100%	Fails		(±15)	45
4-Nitrotoluene				**5**	**-100%**	**Fails**					5	-100%	Fails		(±15)	
3-Nitrotoluene	**26.45**	**160**	**6.2400<**	**5**	**25%**	**Fails**					5	-100%	Fails		(±15)	45
Nitroglycerin				**20**	**-100%**	**Fails**		44.93	876	18.1600	20	-9%	Acceptable		(±15)	45
PETN				**20**	**-100%**	**Fails**		49.96	4561	20.6800<	20	3%	Acceptable		(±15)	45
3,5-Dinitroaniline	27.37	300	5.4740	5	9%	Acceptable					5	-100%	Fails		(±15)	45
EGDN				**20**	**-100%**	**Fails**					20	-100%	Fails		(±15)	

MRL passes S/N 5:1
MP 3/4/10

Notes: M = Manually Integrated
D = Operator Disabled Result
O = Over Calibration Range

Signals Differ by More Than 40%
Signals Differ by More Than 50%

Printed: 3/4/2010 10:18 AM

TestAmerica West Sacramento

Method 8330

Data file : \\Terastation\share\GCdata\LC9.I\03032010.B\C-000014.d
Lab Smp Id: 8330 10GCSV0074 MRL
Inj Date : 04-MAR-2010 06:34
Operator : NS Inst ID: LC9.i
Smp Info : 8330 10GCSV0074 MRL 5-50 ng/mL;2
Misc Info : ;5;;;;3;CAL.sub;;0;0;
Comment : SOP WS-LC-0009
Method : \\Terastation\share\GCdata\LC9.I\03032010.B\8330METCNAB.m
Meth Date : 04-Mar-2010 09:46 tap Quant Type: AREA%
Cal Date : 04-MAR-2010 03:18 Cal File: C-000011.d
Als bottle: 90 Continuing Calibration Sample
Dil Factor: 1.00000
Integrator: HP Genie Compound Sublist: CAL.sub
Target Version: 4.14
Processing Host: SACP307FK

RT	AREA	HEIGHT	HT/AREA	% HEIGHT			COMPOUNDS
10.622	3056	42	0.014	0.72			
11.437	4571	28	0.006	0.48			
12.913	2533	30	0.012	0.51			
13.116	5050	44	0.009	0.75			
18.052	36006	196	0.005	3.36		13	Nitrobenzene
20.525	69630	391	0.006	6.71		10	1,3-Dinitrobenzene
22.372	62650	314	0.005	5.39		9	1,3,5-Trinitrobenze
24.067	4429	39	0.009	0.66			
24.818	3193	45	0.014	0.77			
25.788	49284	202	0.004	3.46		20	2-Nitrotoluene
26.446	20558	160	0.008	2.74		22	3-Nitrotoluene
27.370	56089	300	0.005	5.15		11	3,5-Dinitroaniline
28.115	35452	206	0.006	3.53		7	RDX
29.575	70016	330	0.005	5.66		19	2,4-Dinitrotoluene
30.956	51190	227	0.004	3.89		18	2,6-Dinitrotoluene
33.264	60328	384	0.006	6.59		17	2-AM-4,6-DNT
33.946	78460	359	0.005	6.16		16	4-AM-2,6-DNT
36.718	102431	617	0.006	10.59	$	1	3,4-Dinitrotoluene
38.082	50841	247	0.005	4.24		15	2,4,6-Trinitrotolue
40.010	3570	40	0.011	0.68			
40.458	2602	42	0.016	0.72			
41.021	27909	215	0.008	3.69		4	HMX
43.074	2520	35	0.014	0.60			
44.163	7723	36	0.005	0.61			
44.530	8205	38	0.005	0.65			
46.689	34951	656	0.019	11.42		12	TETRYL
49.291	108934	287	0.003	4.92			
49.975	25620	243	0.009	4.17			
52.138	44925	69	0.002	1.18			
	1032726	5822		100.000			

Total unknown % height = 17.42

Data File: \\Terastation\share\GCdata\LC9.I\03032010.B\C-000014.d
Date : 04-MAR-2010 06:34
Client ID:
Sample Info: 8330 10GCSV0074 MRL 5-50 ng/mL;2

Column phase: Agilent ZorbaxCyano

Instrument: LC9.i

Operator: NS
Column diameter: 4.60

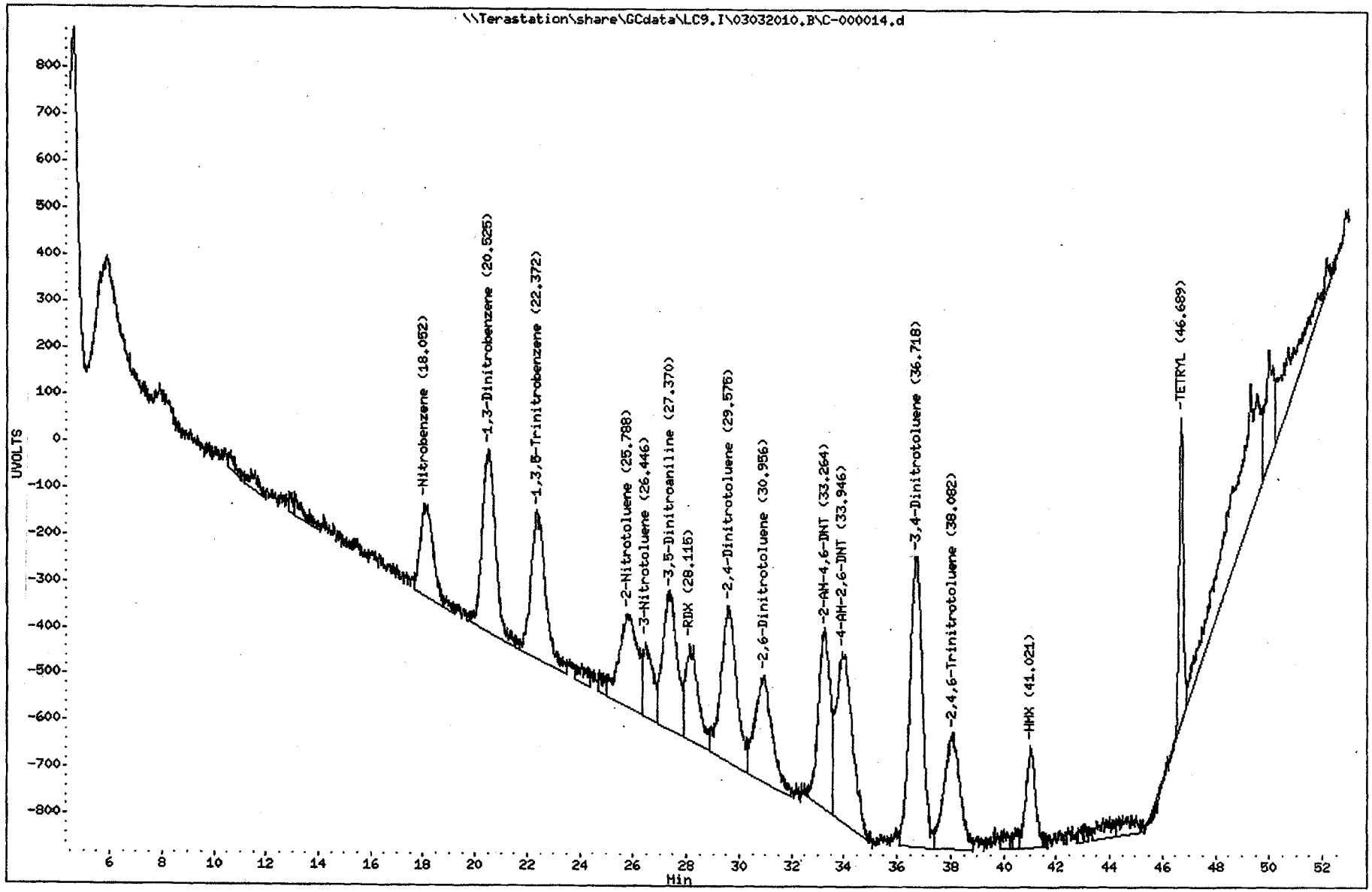

TestAmerica West Sacramento

C-000014.D

Chromatography Summary

Injection Date: 3/4/2010 6:34 **Operator:** NS

DataFile: LC9.I\03032010.B\C-000014.D **Vial Num:** 90

Method 8330 Target Analyte Results

Instrument ID: LC9

Sample : 8330 10GCSV0074 MRL 5-50 ng/mL

Method File: LC9.I\03032010.B\8330METCNAB.M

Start Cal Date: 3/3/2010 19:39 **End Cal Date:** 3/4/2010 3:18

Dilution Factor	Extract Volume	Sample Volume	Sample Weight
1X	0 mL	0 mL	0 g

Matrix: NONE **SubList:** CAL.sub **SpikeList:**

Samp. Info: 8330 10GCSV0074 MRL 5-50 ng/mL;2

Misc. Info: ;5;;;;3;CAL.sub;;0;0;

	Zorbax Cyano(250nm)							Zorbax Cyano(250nm-205nm)								
Compound Name	RT	Response	PPB	Spike Level	%D	Result	Flag	RT	Response	PPB	Spike Level	%D	Result	Flag	Limits(%)	Flag
3,4-Dinitrotoluene	36.72	617	19.8300<	20	-1%	Acceptable					20	-100%	Fails		(±15)	45
HMX	41.02	215	5.4980<	5	10%	Acceptable					5	-100%	Fails		(±15)	45
RDX	28.11	206	5.9440<	5	19%	Fails					5	-100%	Fails		(±15)	45
Picric ACID				50	-100%	Fails					50	-100%	Fails		(±15)	
1,3,5-Trinitrobenzene	22.37	314	5.2030<	5	4%	Acceptable					5	-100%	Fails		(±15)	45
1,3-Dinitrobenzene	20.52	391	4.9060<	5	-2%	Acceptable					5	-100%	Fails		(±15)	45
TETRYL	46.69	656	4.7310<	5	-5%	Acceptable					5	-100%	Fails		(±15)	45
Nitrobenzene	18.05	196	5.1120<	5	2%	Acceptable					5	-100%	Fails		(±15)	45
2,4,6-Trinitrotoluene	38.08	247	5.2240<	5	4%	Acceptable					5	-100%	Fails		(±15)	45
4-AM-2,6-DNT	33.95	359	7.9490<	5	59%	Fails					5	-100%	Fails		(±15)	45
2-AM-4,6-DNT	33.26	384	5.8670<	5	17%	Fails					5	-100%	Fails		(±15)	45
2,6-Dinitrotoluene	30.96	227	6.1090<	5	22%	Fails					5	-100%	Fails		(±15)	45
2,4-Dinitrotoluene	29.57	330	5.4610<	5	9%	Acceptable					5	-100%	Fails		(±15)	45
2-Nitrotoluene	25.79	202	11.3800	10	14%	Acceptable					10	-100%	Fails		(±15)	45
4-Nitrotoluene				5	-100%	Fails					5	-100%	Fails		(±15)	
3-Nitrotoluene	26.45	160	6.2400<	5	25%	Fails					5	-100%	Fails		(±15)	45
Nitroglycerin				20	-100%	Fails		44.93	876	18.1600	20	-9%	Acceptable		(±15)	45
PETN				20	-100%	Fails		49.96	4561	20.6800<	20	3%	Acceptable		(±15)	45
3,5-Dinitroaniline	27.37	300	5.4740	5	9%	Acceptable					5	-100%	Fails		(±15)	45
EGDN				20	-100%	Fails					20	-100%	Fails		(±15)	

Notes:

M = Manually Integrated

D = Operator Disabled Result

O = Over Calibration Range

Signals Differ by More Than 40%

Signals Differ by More Than 50%

Printed: 3/4/2010 9:54 AM

TestAmerica West Sacramento

Method 8330

Data file : \\Terastation\share\GCdata\LC9.I\03032010.B\C-000014.d\C-000014.
Lab Smp Id: 8330 10GCSV0074 MRL
Inj Date : 04-MAR-2010 06:34
Operator : NS Inst ID: LC9.i
Smp Info : 8330 10GCSV0074 MRL 5-50 ng/mL;2
Misc Info : ;5;;;;3;CAL.sub;;0;0;
Comment : SOP WS-LC-0009
Method : \\Terastation\share\GCdata\LC9.I\03032010.B\8330METCNAB.M\8330CN
Meth Date : 04-Mar-2010 09:46 tap Quant Type: AREA%
Cal Date : 04-MAR-2010 03:18 Cal File: C-000011.d
Als bottle: 90 Continuing Calibration Sample
Dil Factor: 1.00000
Integrator: HP Genie Compound Sublist: CAL.sub
Target Version: 4.14
Processing Host: SACP307FK

RT	AREA	HEIGHT	HT/AREA	% HEIGHT	COMPOUNDS
44.929	90003	876	0.010	11.79	14 Nitroglycerin
49.286	64463	1635	0.025	22.00	
49.620	35337	357	0.010	4.80	
49.960	160510	4561	0.028	61.41	23 PETN
	350312	7429		100.000	

Total unknown % height = 26.80

Data File: \\Terastation\share\GCdata\LC9.I\03032010.B\C-000014.d\C-000014.d

Date : 04-MAR-2010 06:34

Client ID:

Instrument: LC9.i

Sample Info: 8330 10GCSV0074 MRL 5-50 ng/mL;2

Operator: NS

Column phase: Agilent ZorbaxCyano

Column diameter: 4.60

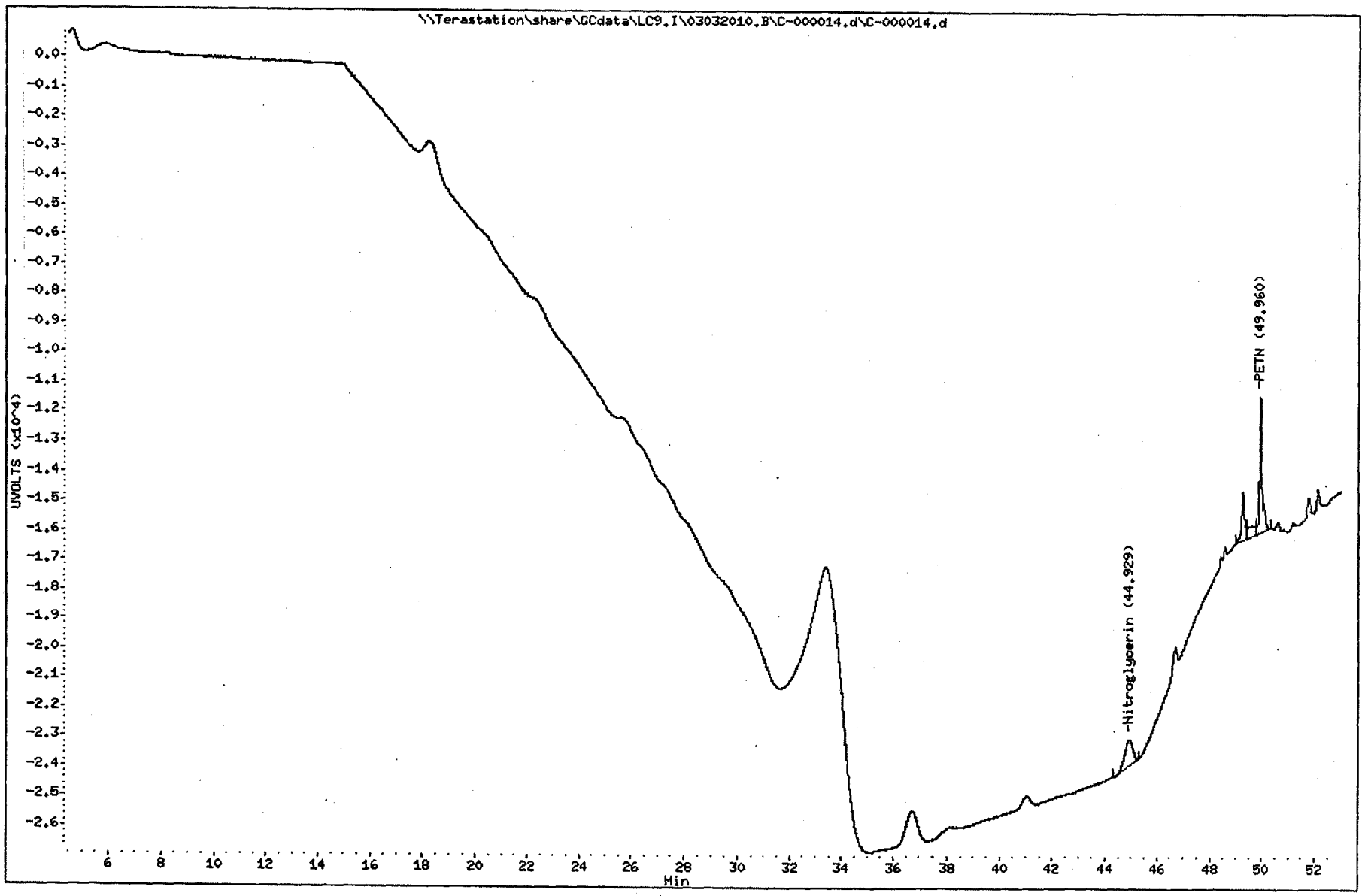

TestAmerica West Sacramento

C-000004.D

Chromatography Summary

Injection Date: 3/3/2010 19:39 Operator: NS

DataFile: LC9.I\03032010.B\C-000004.D Vial Num: 81

Instrument ID: LC9

Method 8330 Target Analyte Results

Sample : **8330 10GCSV0046 ICAL L1**

Method File: LC9.I\03032010.B\8330METCNAB.M

Start Cal Date: 3/3/2010 19:39 End Cal Date: 3/4/2010 3:18

Dilution Factor	Extract Volume	Sample Volume	Sample Weight
1X	0 mL	0 mL	0 g

Matrix: NONE SubList: CAL.sub SpikeList:

Samp. Info: 8330 10GCSV0046 ICAL L1;1

Misc. Info: ;1;;;;3;CAL.sub;;0;0;

	Zorbax Cyano(250nm)					Zorbax Cyano(250nm-205nm)				
Compound Name	RT	Response	Spike Level	Flag	Response Factor	RT	Response	Spike Level	Flag	Response Factor
3,4-Dinitrotoluene			5		0			5		0
HMX	41.06	210	5		42			5		0
RDX	28.20	192	5		38.4			5		0
Picric ACID			10		0			10		0
1,3,5-Trinitrobenzene	22.42	324	5		64.8			5		0
1,3-Dinitrobenzene	20.56	433	5		86.6			5		0
TETRYL	46.70	692	5		138.4			5		0
Nitrobenzene	18.15	193	5		38.6			5		0
2,4,6-Trinitrotoluene	38.11	252	5		50.4			5		0
4-AM-2,6-DNT	33.99	378	5		75.6			5		0
2-AM-4,6-DNT	33.20	416	5		83.2			5		0
2,6-Dinitrotoluene	30.90	209	5		41.8			5		0
2,4-Dinitrotoluene	29.64	322	5		64.4			5		0
2-Nitrotoluene	25.84	171	10		17.1			10		0
4-Nitrotoluene			10		0			10		0
3-Nitrotoluene	26.49	125	5		25			5		0
Nitroglycerin			5		0			5		0
PETN			5		0			5		0
3,5-Dinitroaniline	27.41	298	5		59.6			5		0
EGDN			5		0			5		0

Notes:

M = Manually Integrated

D = Operator Disabled Result

O = Over Calibration Range

Signals Differ by More Than 40%

Signals Differ by More Than 50%

Printed: 3/4/2010 9:56 AM

TestAmerica West Sacramento

Method 8330

Data file : \\Terastation\share\GCdata\LC9.I\03032010.B\C-000004.d
Lab Smp Id: 8330 10GCSV0046 ICA
Inj Date : 03-MAR-2010 19:39
Operator : NS Inst ID: LC9.i
Smp Info : 8330 10GCSV0046 ICAL L1;1
Misc Info : ;1;;;;3;CAL.sub;;0;0;
Comment : SOP WS-LC-0009
Method : \\Terastation\share\GCdata\LC9.I\03032010.B\8330METCNAB.m
Meth Date : 04-Mar-2010 09:27 shafern Quant Type: AREA%
Cal Date : 03-MAR-2010 19:39 Cal File: C-000004.d
Als bottle: 81 Calibration Sample, Level: 1
Dil Factor: 1.00000
Integrator: HP Genie Compound Sublist: CAL.sub
Target Version: 4.14
Processing Host: SACP307FK

RT	AREA	HEIGHT	HT/AREA	% HEIGHT	COMPOUNDS
18.148	29023	193	0.007	3.53	13 Nitrobenzene
20.559	70366	433	0.006	7.93	10 1,3-Dinitrobenzene
22.418	59883	324	0.005	5.94	9 1,3,5-Trinitrobenze
25.836	32084	171	0.005	3.13	20 2-Nitrotoluene
26.489	18910	125	0.007	2.29	22 3-Nitrotoluene
27.409	48442	298	0.006	5.46	11 3,5-Dinitroaniline
28.202	30296	192	0.006	3.52	7 RDX
29.644	56871	322	0.006	5.90	19 2,4-Dinitrotoluene
30.900	39136	209	0.005	3.83	18 2,6-Dinitrotoluene
33.205	63148	416	0.007	7.62	17 2-AM-4,6-DNT
33.987	76349	378	0.005	6.93	16 4-AM-2,6-DNT
36.481	6510	32	0.005	0.58	
38.113	52174	252	0.005	4.62	15 2,4,6-Trinitrotolue
41.057	23319	210	0.009	3.85	4 HMX
43.859	3582	24	0.007	0.44	
44.757	2831	28	0.010	0.51	
46.700	30168	692	0.023	12.76	12 TETRYL
48.613	47412	210	0.004	3.85	
49.300	40301	291	0.007	5.33	
49.519	7909	212	0.027	3.88	
49.745	11425	173	0.015	3.17	
49.999	20527	221	0.011	4.05	
52.141	38380	48	0.001	0.88	
	809048	5454		100.000	

Total unknown % height = 22.69

Data File: \\Terastation\share\GCdata\LC9.I\03032010.B\C-000004.d

Date : 03-MAR-2010 19:39

Client ID:

Instrument: LC9.i

Sample Info: 8330 10GCSV0046 ICAL L1;1

Operator: NS

Column phase: Agilent ZorbaxCyano

Column diameter: 4.60

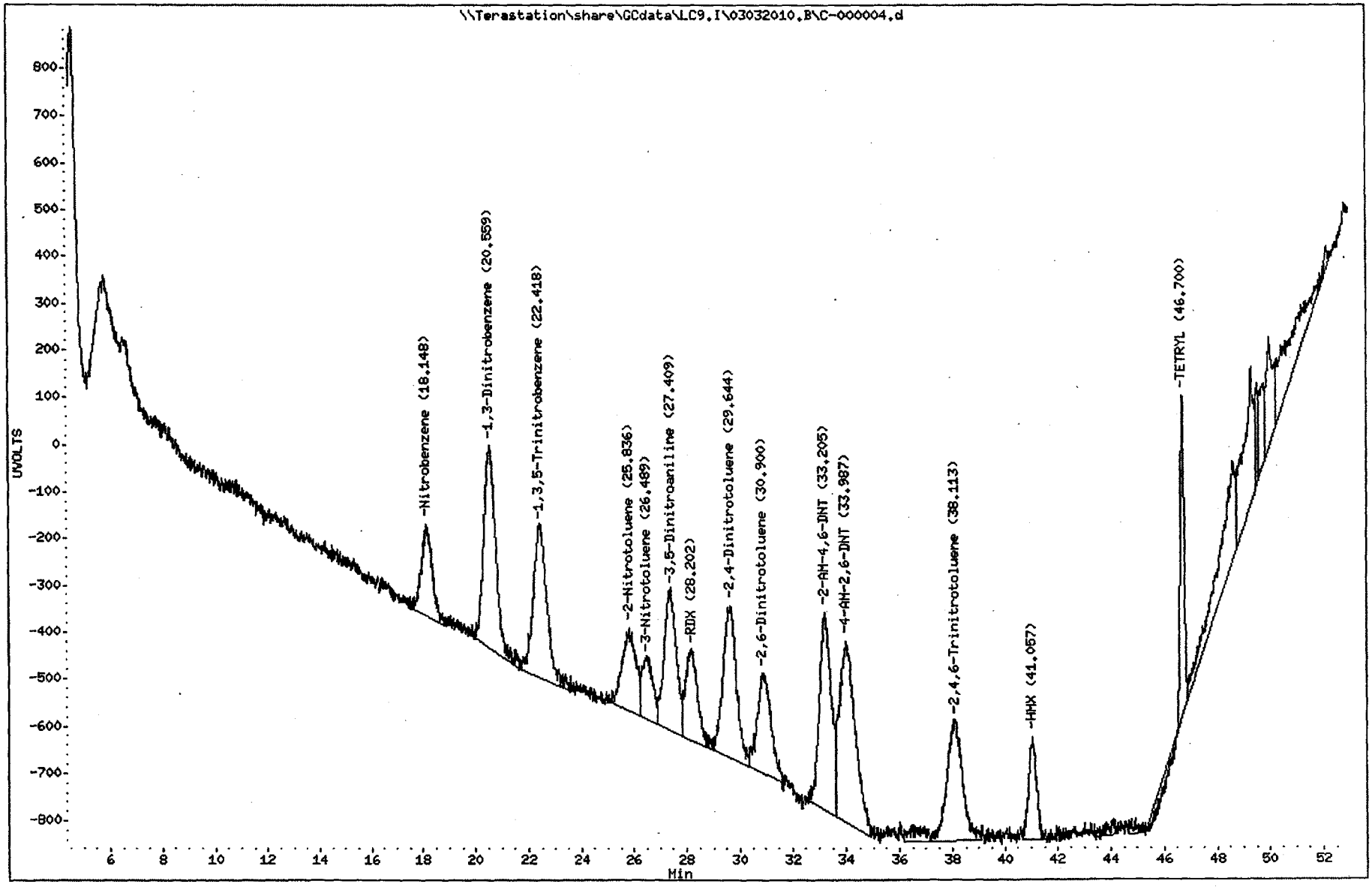

TestAmerica West Sacramento

Method 8330

Data file : \\Terastation\share\GCdata\LC9.I\03032010.B\C-000004.d\C-000004.
Lab Smp Id: 8330 10GCSV0046 ICA
Inj Date : 03-MAR-2010 19:39
Operator : NS Inst ID: LC9.i
Smp Info : 8330 10GCSV0046 ICAL L1;1
Misc Info : ;1;;;;3;CAL.sub;;0;0;
Comment : SOP WS-LC-0009
Method : \\Terastation\share\GCdata\LC9.I\03032010.B\8330METCNAB.M\8330CN
Meth Date : 04-Mar-2010 09:21 shafern Quant Type: AREA%
Cal Date : Cal File:
Als bottle: 81 Calibration Sample, Level: 1
Dil Factor: 1.00000
Integrator: HP Genie Compound Sublist: CAL.sub
Target Version: 4.14
Processing Host: SACP307FK

RT	AREA	HEIGHT	HT/AREA	% HEIGHT	COMPOUNDS
49.297	43327	1544	0.036	96.02	
49.696	5322	64	0.012	3.98	
	48649	1608		100.000	

Total unknown % height = 100.0

Data File: \\Terastation\share\GCdata\LC9.I\03032010.B\C-000004.d\C-000004.d

Date : 03-MAR-2010 19:39

Client ID:

Instrument: LC9.i

Sample Info: 8330 10GCSV0046 ICAL L1:1

Operator: NS

Column phase: Agilent ZorbaxCyano

Column diameter: 4.60

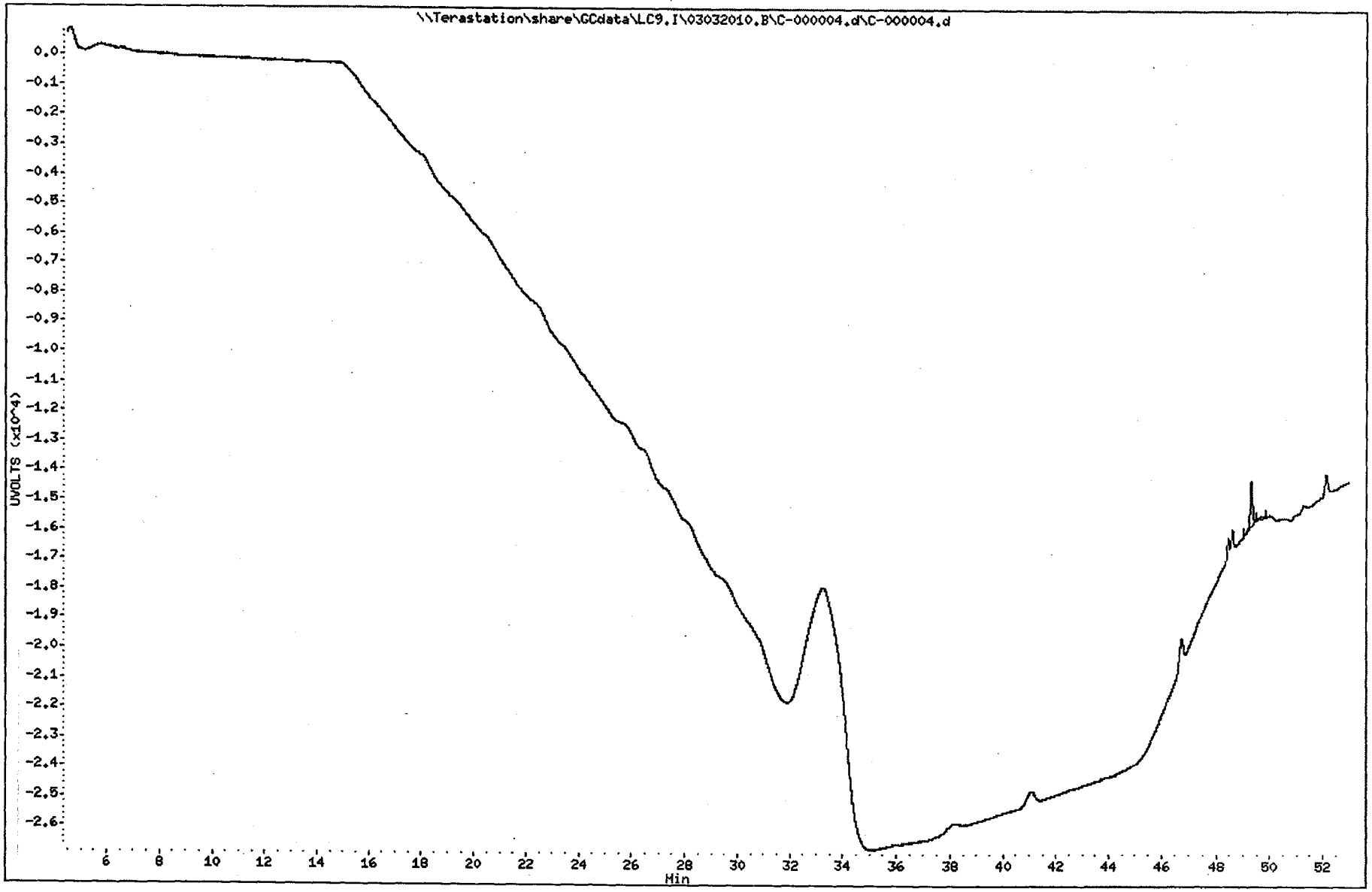

TestAmerica West Sacramento

C-000005.D

Chromatography Summary

Injection Date: 3/3/2010 20:45 **Operator:** NS

DataFile: LC9.I\03032010.B\C-000005.D **Vial Num:** 82

Instrument ID: LC9

Method 8330 Target Analyte Results

Sample: 8330 10GCSV0047 ICAL L2

Method File: LC9.I\03032010.B\8330METCNAB.M

Start Cal Date: 3/3/2010 19:39 **End Cal Date:** 3/3/2010 20:45

Dilution Factor	Extract Volume	Sample Volume	Sample Weight
1X	0 mL	0 mL	0 g

Matrix: NONE **SubList:** CAL.sub **SpikeList:**

Samp. Info: 8330 10GCSV0047 ICAL L2:1

Misc. Info: ;2;;;;3;CAL.sub;;0;0;

	Zorbax Cyano(250nm)					Zorbax Cyano(250nm-205nm)				
Compound Name	RT	Response	Spike Level	Flag	Response Factor	RT	Response	Spike Level	Flag	Response Factor
3,4-Dinitrotoluene	36.83	339	10		33.9			10		0
HMX	41.17	420	10		42			10		0
RDX	28.19	371	10		37.1			10		0
Picric ACID			20		0			20		0
1,3,5-Trinitrobenzene	22.41	629	10		62.9			10		0
1,3-Dinitrobenzene	20.53	849	10		84.9			10		0
TETRYL	46.74	1438	10		143.8			10		0
Nitrobenzene	18.16	407	10		40.7			10		0
2,4,6-Trinitrotoluene	38.17	485	10		48.5			10		0
4-AM-2,6-DNT	34.05	578	10		57.8			10		0
2-AM-4,6-DNT	33.28	709	10		70.9			10		0
2,6-Dinitrotoluene	30.98	409	10		40.9			10		0
2,4-Dinitrotoluene	29.63	637	10		63.7			10		0
2-Nitrotoluene	25.82	380	20		19			20		0
4-Nitrotoluene			20		0			20		0
3-Nitrotoluene	26.53	279	10		27.9			10		0
Nitroglycerin			10		0	45.06	379	10		37.9
PETN			10		0	49.98	2342	10		234.2
3,5-Dinitroaniline	27.37	576	10		57.6			10		0
EGDN			10		0			10		0

Notes:
M = Manually Integrated
D = Operator Disabled Result
O = Over Calibration Range

Signals Differ by More Than 40%
Signals Differ by More Than 50%

Printed: 3/4/2010 9:29 AM

Data File: \\Terastation\share\GCdata\LC9.I\03032010.B\C-000005.d
Date : 03-MAR-2010 20:45
Client ID:
Sample Info: 8330 10GCSV0047 ICAL L2:1

Instrument: LC9.i

Operator: NS
Column diameter: 4.60

Column phase: Agilent ZorbaxCyano

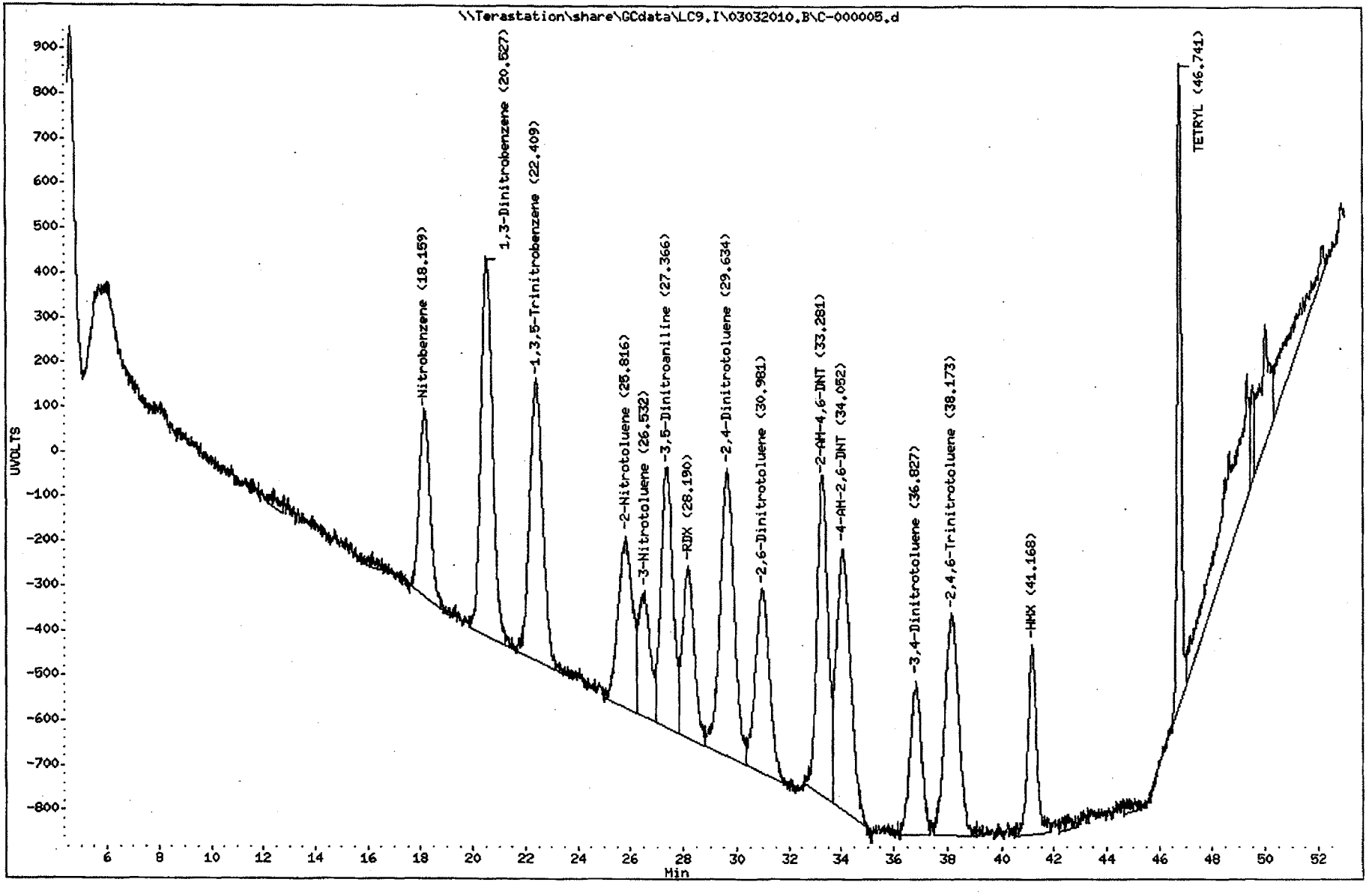

1911
North Canton

TestAmerica West Sacramento

Method 8330

Data file : \\Terastation\share\GCdata\LC9.I\03032010.B\C-000005.d\C-000005.
Lab Smp Id: 8330 10GCSV0047 ICA
Inj Date : 03-MAR-2010 20:45
Operator : NS Inst ID: LC9.i
Smp Info : 8330 10GCSV0047 ICAL L2;1
Misc Info : ;2;;;;3;CAL.sub;;0;0;
Comment : SOP WS-LC-0009
Method : \\Terastation\share\GCdata\LC9.I\03032010.B\8330METCNAB.M\8330CN
Meth Date : 04-Mar-2010 09:28 shafern Quant Type: AREA%
Cal Date : 03-MAR-2010 20:45 Cal File: C-000005.d
Als bottle: 82 Calibration Sample, Level: 2
Dil Factor: 1.00000
Integrator: HP Genie Compound Sublist: CAL.sub
Target Version: 4.14
Processing Host: SACP307FK

RT	AREA	HEIGHT	HT/AREA	% HEIGHT	COMPOUNDS
45.057	34366	379	0.011	13.40	14 Nitroglycerin
49.683	10242	107	0.010	3.78	
49.977	70429	2342	0.033	82.82	23 PETN
	115036	2828		100.000	

Total unknown % height = 3.780

Data File: \\Terastation\share\GCdata\LC9,I\03032010,B\C-000005,d\C-000005,d

Date : 03-MAR-2010 20:45

Client ID:

Instrument: LC9,i

Sample Info: 8330 10GCSV0047 ICAL L2;1

Operator: NS

Column phase: Agilent ZorbaxCyano

Column diameter: 4.60

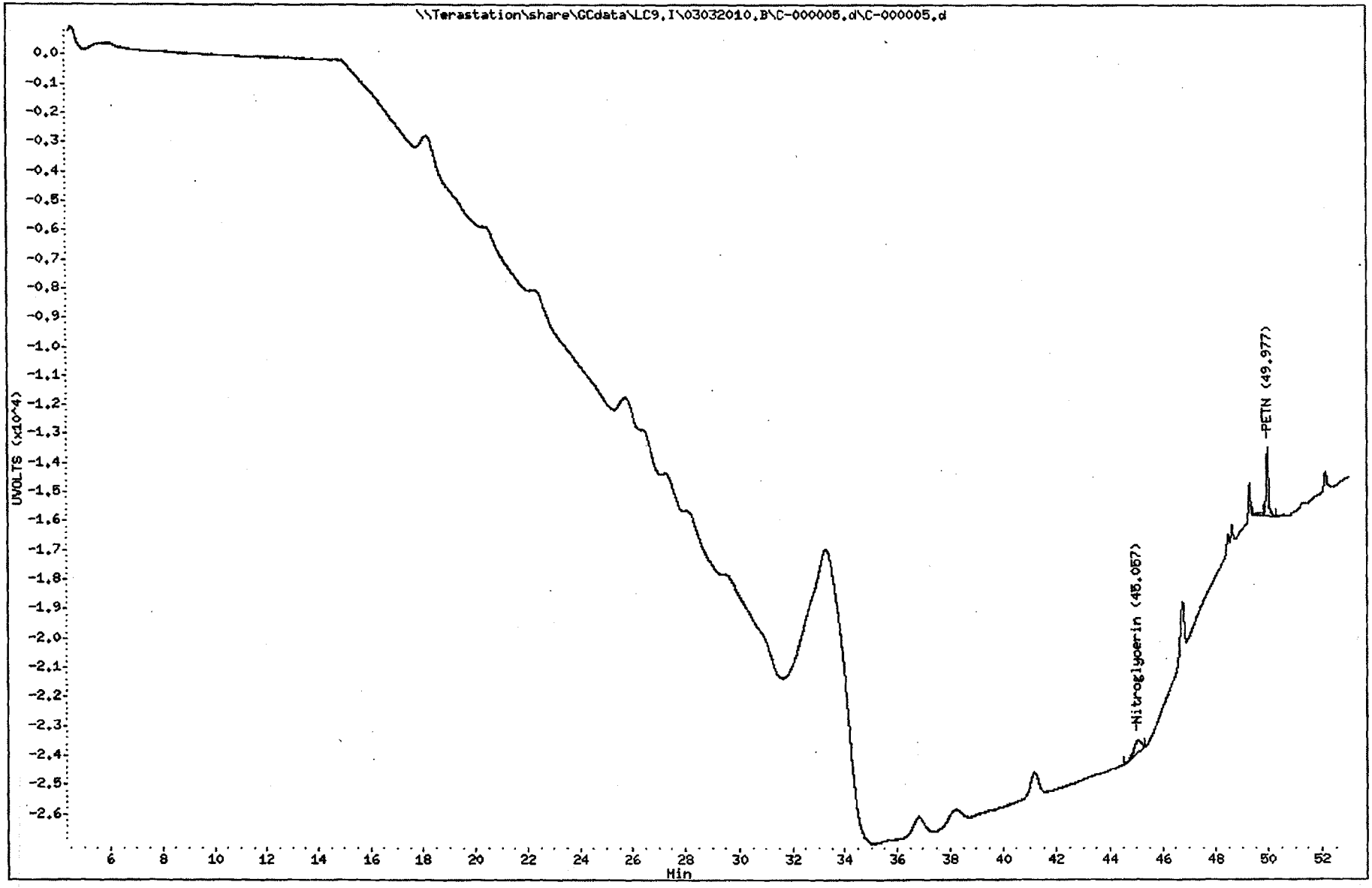

TestAmerica West Sacramento

C-000006.D

Chromatography Summary

Injection Date: 3/3/2010 21:50 **Operator:** NS

DataFile: LC9.I\03032010.B\C-000006.D **Vial Num:** 83

Method 8330 Target Analyte Results

Instrument ID: LC9

Sample : 8330 10GCSV0048 ICAL L3

Method File: LC9.I\03032010.B\8330METCNAB.M

Start Cal Date: 3/3/2010 19:39 **End Cal Date:** 3/3/2010 21:50

Dilution Factor	Extract Volume	Sample Volume	Sample Weight
1X	0 mL	0 mL	0 g

Matrix: NONE **SubList:** CAL.sub **SpikeList:**

Samp. Info: 8330 10GCSV0048 ICAL L3;1

Misc. Info: ;3;;;;3;CAL.sub;;0;0;

	Zorbax Cyano(250nm)					Zorbax Cyano(250nm-205nm)				
Compound Name	RT	Response	Spike Level	Flag	Response Factor	RT	Response	Spike Level	Flag	Response Factor
3,4-Dinitrotoluene	36.65	593	20		29.65			20		0
HMX	41.03	791	20		39.55			20		0
RDX	28.09	762	20		38.1			20		0
Picric ACID			50		0			50		0
1,3,5-Trinitrobenzene	22.38	1262	20		63.1			20		0
1,3-Dinitrobenzene	20.50	1681	20		84.05			20		0
TETRYL	46.69	2767	20		138.35			20		0
Nitrobenzene	18.12	839	20		41.95			20		0
2,4,6-Trinitrotoluene	38.04	942	20		47.1			20		0
4-AM-2,6-DNT	33.91	1082	20		54.1			20		0
2-AM-4,6-DNT	33.15	1396	20		69.8			20		0
2,6-Dinitrotoluene	30.83	803	20		40.15			20		0
2,4-Dinitrotoluene	29.52	1293	20		64.65			20		0
2-Nitrotoluene	25.73	790	40		19.75			40		0
4-Nitrotoluene			40		0			40		0
3-Nitrotoluene	26.41	571	20		28.55			20		0
Nitroglycerin			20		0	44.95	886	20		44.3
PETN			20		0	49.95	4631	20		231.55
3,5-Dinitroaniline	27.29	1174	20		58.7			20		0
EGDN			20		0			20		0

Notes:
M = Manually Integrated
D = Operator Disabled Result
O = Over Calibration Range

Signals Differ by More Than 40%
Signals Differ by More Than 50%

Printed: 3/4/2010 9:30 AM

TestAmerica West Sacramento

Method 8330

Data file : \\Terastation\share\GCdata\LC9.I\03032010.B\C-000006.d
Lab Smp Id: 8330 10GCSV0048 ICA
Inj Date : 03-MAR-2010 21:50
Operator : NS Inst ID: LC9.i
Smp Info : 8330 10GCSV0048 ICAL L3;1
Misc Info : ;3;;;;3;CAL.sub;;0;0;
Comment : SOP WS-LC-0009
Method : \\Terastation\share\GCdata\LC9.I\03032010.B\8330METCNAB.m
Meth Date : 04-Mar-2010 09:30 shafern Quant Type: AREA%
Cal Date : 03-MAR-2010 21:50 Cal File: C-000006.d
Als bottle: 83 Calibration Sample, Level: 3
Dil Factor: 1.00000
Integrator: HP Genie Compound Sublist: CAL.sub
Target Version: 4.14
Processing Host: SACP307FK

RT	AREA	HEIGHT	HT/AREA	% HEIGHT		COMPOUNDS
18.117	129021	839	0.007	4.70		13 Nitrobenzene
20.498	268511	1681	0.006	9.41		10 1,3-Dinitrobenzene
22.376	228829	1262	0.006	7.07		9 1,3,5-Trinitrobenze
25.732	158561	790	0.005	4.42		20 2-Nitrotoluene
26.408	83656	571	0.007	3.19		22 3-Nitrotoluene
27.290	186713	1174	0.006	6.57		11 3,5-Dinitroaniline
28.086	121299	762	0.006	4.26		7 RDX
29.522	229841	1293	0.006	7.24		19 2,4-Dinitrotoluene
30.834	152110	803	0.005	4.49		18 2,6-Dinitrotoluene
33.148	189379	1396	0.007	7.82		17 2-AM-4,6-DNT
33.906	189150	1082	0.006	6.06		16 4-AM-2,6-DNT
36.648	92596	593	0.006	3.32	$	1 3,4-Dinitrotoluene
38.037	177686	942	0.005	5.27		15 2,4,6-Trinitrotolue
41.028	89282	791	0.009	4.43		4 HMX
42.442	3085	29	0.009	0.16		
43.917	6922	37	0.005	0.20		
44.586	3744	47	0.013	0.26		
44.825	3924	44	0.011	0.24		
46.689	140453	2767	0.020	15.61		12 TETRYL
48.611	51429	210	0.004	1.17		
49.283	39296	281	0.007	1.57		
49.979	59099	400	0.007	2.24		
52.124	35342	54	0.002	0.30		
	2639927	17848		100.000		

Total unknown % height = 6.140

Data File: \\Terastation\share\GCdata\LC9.I\03032010.B\C-000006.d
Date : 03-MAR-2010 21:50
Client ID:
Sample Info: 8330 10GCSV0048 ICAL L3;1

Column phase: Agilent ZorbaxCyano

Instrument: LC9.i

Operator: NS
Column diameter: 4.60

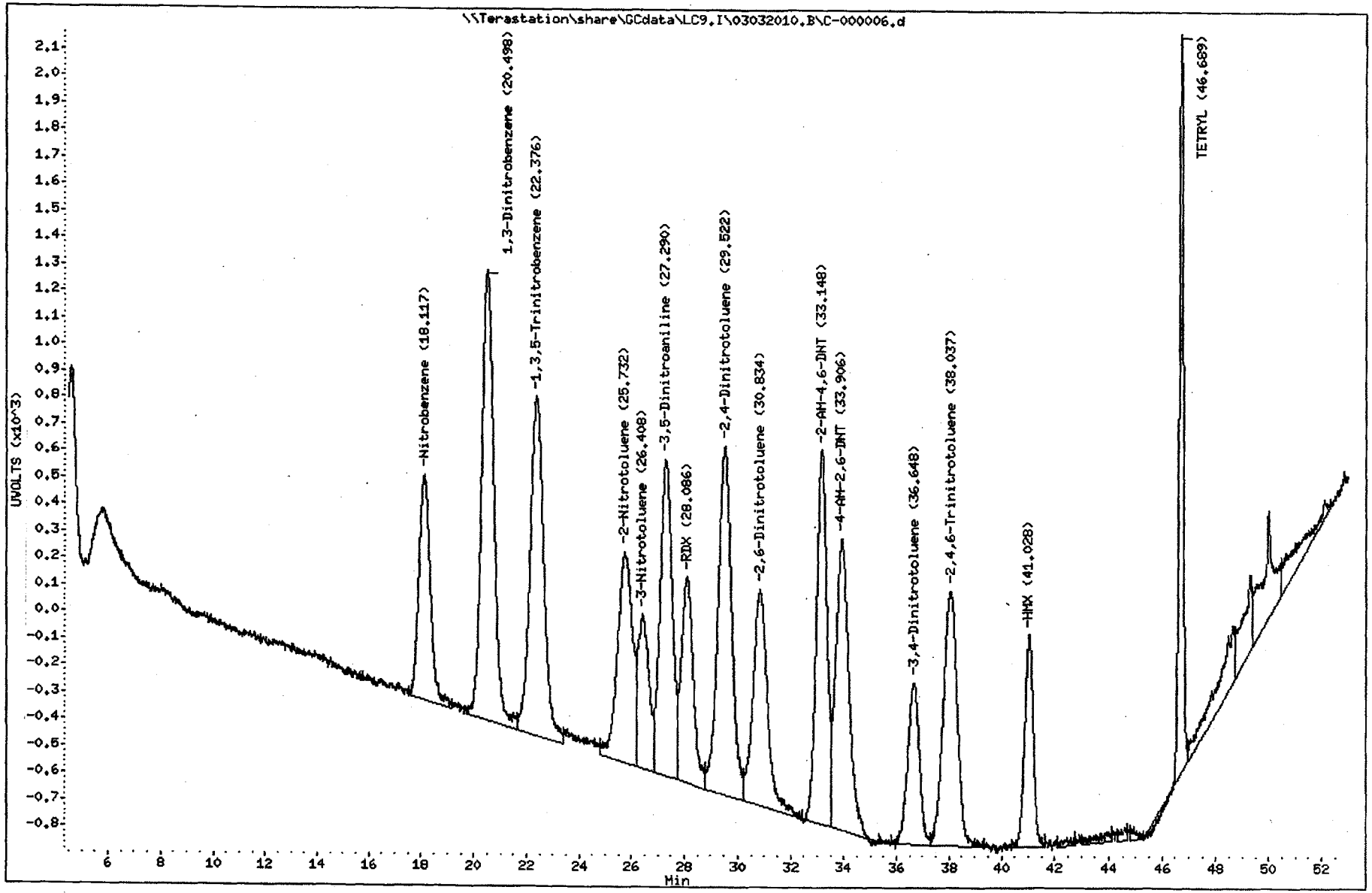

TestAmerica West Sacramento

Method 8330

Data file : \\Terastation\share\GCdata\LC9.I\03032010.B\C-000006.d\C-000006.
Lab Smp Id: 8330 10GCSV0048 ICA
Inj Date : 03-MAR-2010 21:50
Operator : NS Inst ID: LC9.i
Smp Info : 8330 10GCSV0048 ICAL L3;1
Misc Info : ;3;;;;3;CAL.sub;;0;0;
Comment : SOP WS-LC-0009
Method : \\Terastation\share\GCdata\LC9.I\03032010.B\8330METCNAB.M\8330CN
Meth Date : 04-Mar-2010 09:30 shafern Quant Type: AREA%
Cal Date : 03-MAR-2010 21:50 Cal File: C-000006.d
Als bottle: 83 Calibration Sample, Level: 3
Dil Factor: 1.00000
Integrator: HP Genie Compound Sublist: CAL.sub
Target Version: 4.14
Processing Host: SACP307FK

RT	AREA	HEIGHT	HT/AREA	% HEIGHT	COMPOUNDS
44.949	92753	886	0.010	11.70	14 Nitroglycerin
49.282	63125	1677	0.027	22.15	
49.681	39696	375	0.009	4.95	
49.955	147649	4631	0.031	61.20	23 PETN
	343223	7569		100.000	

Total unknown % height = 27.10

Data File: \\Terastation\share\GCdata\LC9.I\03032010.B\C-000006.d\C-000006.d

Page 2

Date : 03-MAR-2010 21:50

Client ID:

Instrument: LC9.i

Sample Info: 8330 10GCSV0048 ICAL L3;1

Operator: NS

Column phase: Agilent ZorbaxCyano

Column diameter: 4.60

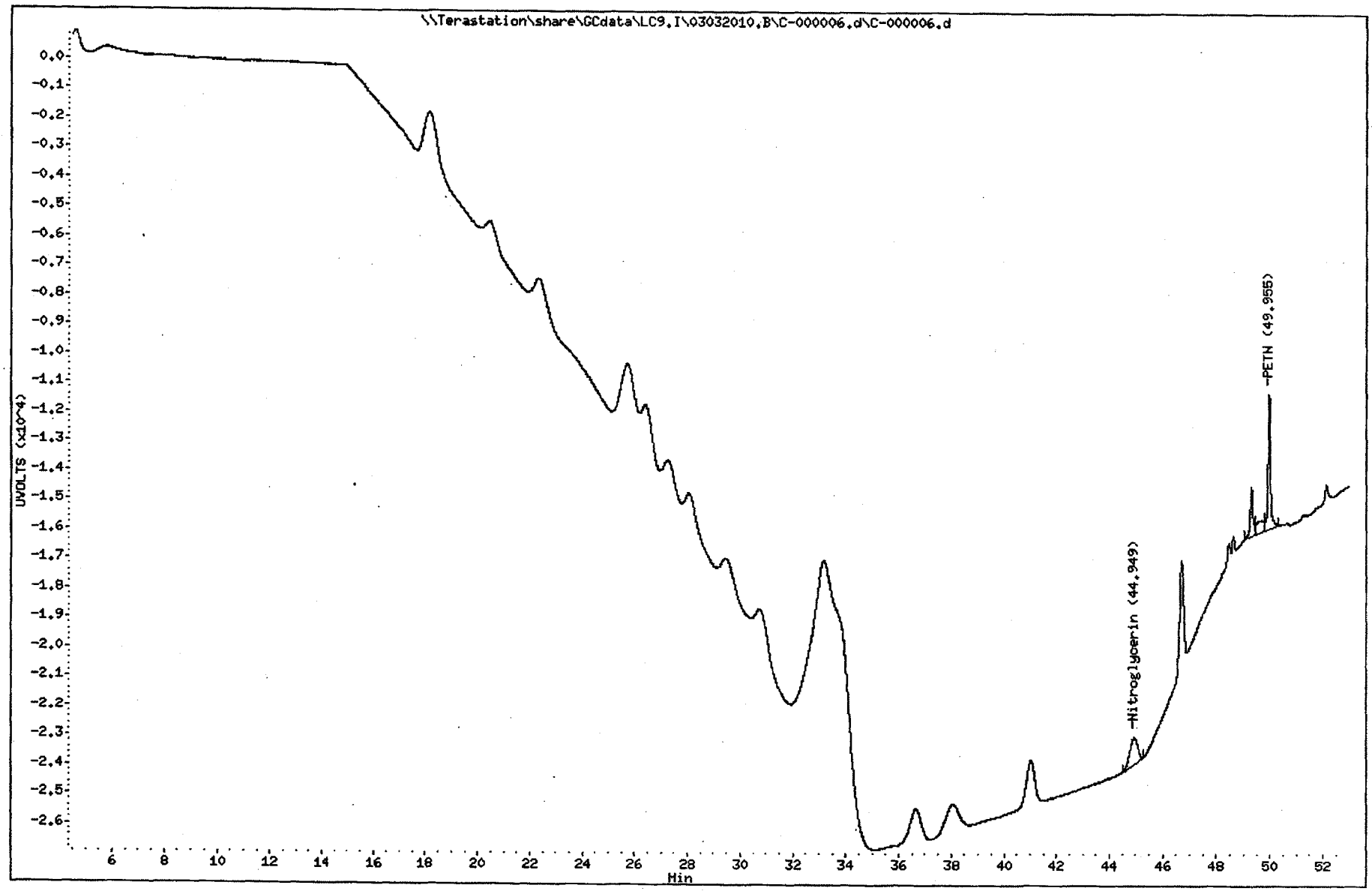

TestAmerica West Sacramento

C-000007.D

Chromatography Summary

Injection Date: 3/3/2010 22:56 Operator: NS

DataFile: LC9.I\03032010.B\C-000007.D Vial Num: 84

Instrument ID: LC9

Method 8330 Target Analyte Results

Sample : **8330 10GCSV0049 ICAL L4**

Method File: LC9.I\03032010.B\8330METCNAB.M

Start Cal Date: 3/3/2010 19:39 End Cal Date: 3/3/2010 22:56

Dilution Factor	Extract Volume	Sample Volume	Sample Weight
1X	0 mL	0 mL	0 g

Matrix: NONE SubList: CAL.sub SpikeList:

Samp. Info: 8330 10GCSV0049 ICAL L4;1

Misc. Info: ;4;;;;3;CAL.sub;;0;0;

	Zorbax Cyano(250nm)					Zorbax Cyano(250nm-205nm)				
Compound Name	RT	Response	Spike Level	Flag	Response Factor	RT	Response	Spike Level	Flag	Response Factor
3,4-Dinitrotoluene	36.88	1574	50		31.48			50		0
HMX	41.16	2015	50		40.3 ✓			50		0
RDX	28.27	1779	50		35.58			50		0
Picric ACID			100		0			100		0
1,3,5-Trinitrobenzene	22.45	3087	50		61.74			50		0
1,3-Dinitrobenzene	20.57	4123	50		82.46			50		0
TETRYL	46.73	7092	50		141.84			50		0
Nitrobenzene	18.17	2032	50		40.64			50		0
2,4,6-Trinitrotoluene	38.23	2443	50		48.86			50		0
4-AM-2,6-DNT	34.19	2205	50		44.1			50		0
2-AM-4,6-DNT	33.35	3219	50		64.38			50		0
2,6-Dinitrotoluene	31.07	1859	50		37.18			50		0
2,4-Dinitrotoluene	29.72	3088	50		61.76			50		0
2-Nitrotoluene	25.91	1829	100		18.29			100		0
4-Nitrotoluene			100		0			100		0
3-Nitrotoluene	26.58	✓ 1321	50		26.42			50		0
Nitroglycerin			50		0	45.03	2360	50		47.2
PETN			50		0	49.97	✓11011	50		220.22
3,5-Dinitroaniline	27.46	2833	50		56.66			50		0
EGDN			50		0			50		0

Notes:

M = Manually Integrated

D = Operator Disabled Result

O = Over Calibration Range

Signals Differ by More Than 40%

Signals Differ by More Than 50%

Printed: 3/4/2010 9:33 AM

TestAmerica West Sacramento

Method 8330

Data file : \\Terastation\share\GCdata\LC9.I\03032010.B\C-000007.d
Lab Smp Id: 8330 10GCSV0049 ICA
Inj Date : 03-MAR-2010 22:56
Operator : NS Inst ID: LC9.i
Smp Info : 8330 10GCSV0049 ICAL L4;1
Misc Info : ;4;;;;3;CAL.sub;;0;0;
Comment : SOP WS-LC-0009
Method : \\Terastation\share\GCdata\LC9.I\03032010.B\8330METCNAB.m
Meth Date : 04-Mar-2010 09:33 shafern Quant Type: AREA%
Cal Date : 03-MAR-2010 22:56 Cal File: C-000007.d
Als bottle: 84 Calibration Sample, Level: 4
Dil Factor: 1.00000
Integrator: HP Genie Compound Sublist: CAL.sub
Target Version: 4.14
Processing Host: SACP307FK

RT	AREA	HEIGHT	HT/AREA	% HEIGHT		COMPOUNDS
12.282	2536	36	0.014	0.08		
13.734	14472	44	0.003	0.10		
18.166	314059	2032	0.006	4.89	13	Nitrobenzene
20.572	655705	4123	0.006	9.94	10	1,3-Dinitrobenzene
22.448	553641	3087	0.006	7.44	9	1,3,5-Trinitrobenze
25.912	354861	1829	0.005	4.41	20	2-Nitrotoluene
26.580	199074	1321	0.007	3.18	22	3-Nitrotoluene
27.465	453384	2833	0.006	6.83	11	3,5-Dinitroaniline
28.269	271619	1779	0.007	4.28	7	RDX
29.724	539071	3088	0.006	7.44	19	2,4-Dinitrotoluene
31.068	335129	1859	0.006	4.48	18	2,6-Dinitrotoluene
33.352	458390	3219	0.007	7.76	17	2-AM-4,6-DNT
34.188	400313	2205	0.006	5.31	16	4-AM-2,6-DNT
36.883	238076	1574	0.007	3.79	$ 1	3,4-Dinitrotoluene
38.227	455092	2443	0.005	5.89	15	2,4,6-Trinitrotolue
41.164	223544	2015	0.009	4.85	4	HMX
43.245	3868	19	0.005	0.04		
43.627	3994	25	0.006	0.06		
45.016	4763	38	0.008	0.09		
46.726	358819	7092	0.020	17.20	12	TETRYL
49.991	142283	745	0.005	1.79		
52.159	38118	64	0.002	0.15		
	6020811	41470		100.000		

Total unknown % height = 2.310

Data File: \\Terastation\share\GCdata\LC9.I\03032010.B\C-000007.d
Date : 03-MAR-2010 22:56
Client ID:
Sample Info: 8330 10GCSV0049 ICAL L4:1

Instrument: LC9.i
Operator: NS
Column diameter: 4.60

Column phase: Agilent ZorbaxCyano

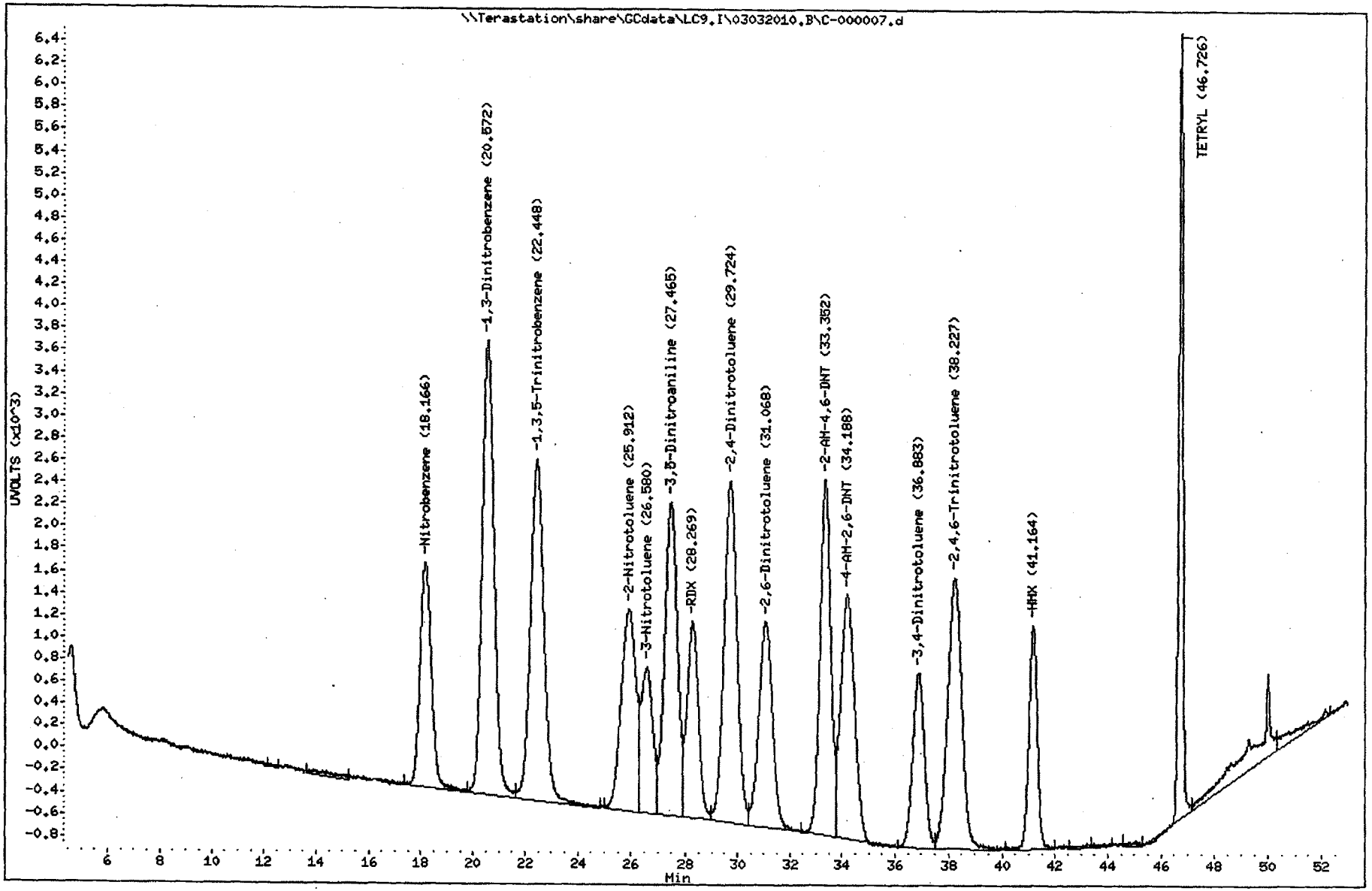

1921
North Canton

TestAmerica West Sacramento

Method 8330

Data file : \\Terastation\share\GCdata\LC9.I\03032010.B\C-000007.d\C-000007.
Lab Smp Id: 8330 10GCSV0049 ICA
Inj Date : 03-MAR-2010 22:56
Operator : NS Inst ID: LC9.i
Smp Info : 8330 10GCSV0049 ICAL L4;1
Misc Info : ;4;;;;3;CAL.sub;;0;0;
Comment : SOP WS-LC-0009
Method : \\Terastation\share\GCdata\LC9.I\03032010.B\8330METCNAB.M\8330CN
Meth Date : 04-Mar-2010 09:33 shafern Quant Type: AREA%
Cal Date : 03-MAR-2010 22:56 Cal File: C-000007.d
Als bottle: 84 Calibration Sample, Level: 4
Dil Factor: 1.00000
Integrator: HP Genie Compound Sublist: CAL.sub
Target Version: 4.14
Processing Host: SACP307FK

RT	AREA	HEIGHT	HT/AREA	% HEIGHT	COMPOUNDS
45.032	248224	2360	0.010	15.38	14 Nitroglycerin
49.292	63920	1605	0.025	10.46	
49.648	35147	363	0.010	2.36	
49.966	319255	11011	0.034	71.80	23 PETN
	666545	15339		100.000	

Total unknown % height = 12.82

Data File: \\Terastation\share\GCdata\LC9.I\03032010.B\C-000007.d\C-000007.d

Date : 03-MAR-2010 22:56

Client ID:

Instrument: LC9.i

Sample Info: 8330 10GCSV0049 ICAL L4;1

Operator: NS

Column phase: Agilent ZorbaxCyano

Column diameter: 4.60

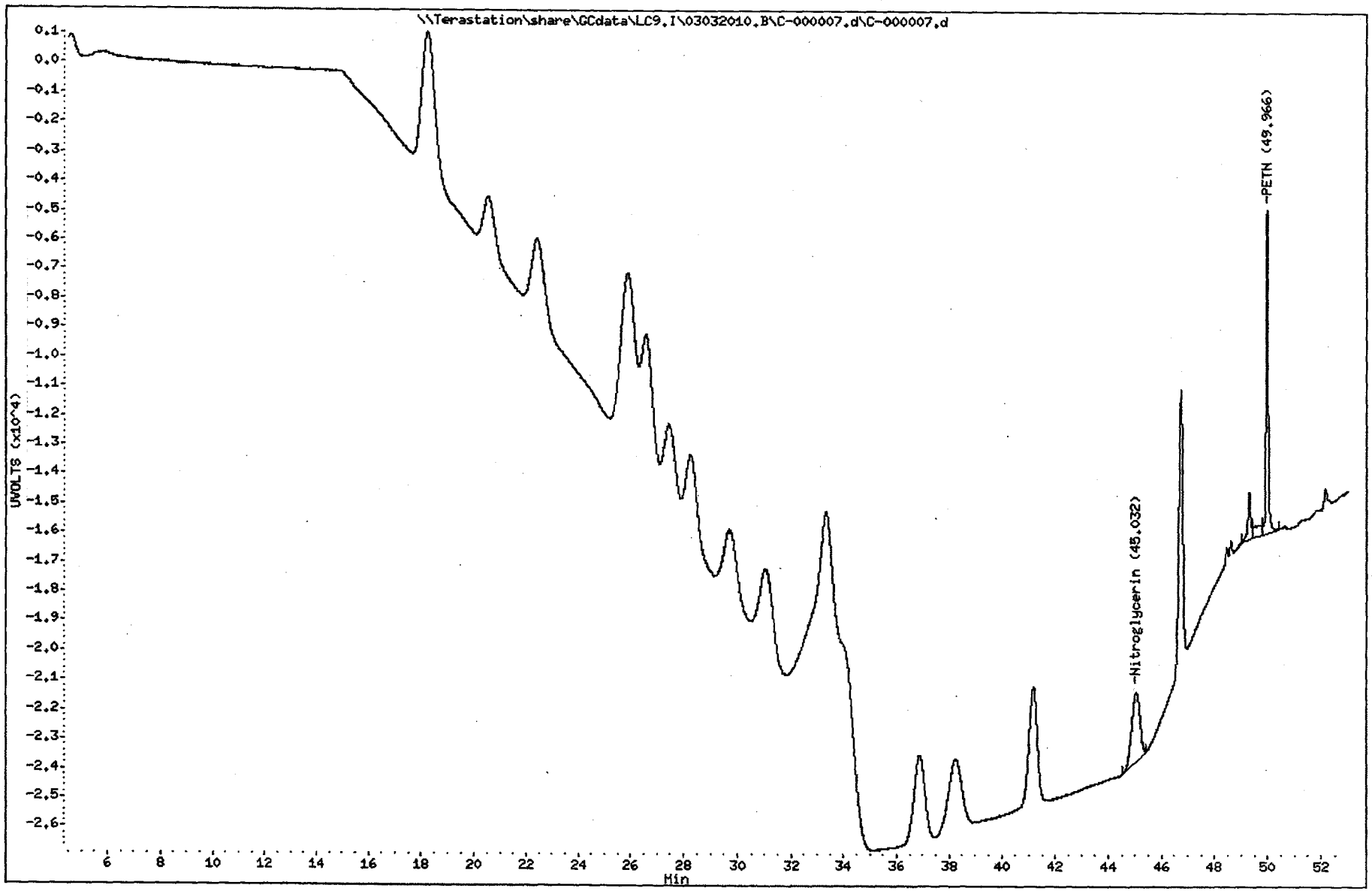

TestAmerica West Sacramento

C-000008.D

Chromatography Summary

Injection Date: 3/4/2010 0:01 **Operator:** NS

DataFile: LC9.I\03032010.B\C-000008.D **Vial Num:** 85

Instrument ID: LC9

Method 8330 Target Analyte Results

Sample : 8330 10GCSV0072 ICAL L5

Method File: LC9.I\03032010.B\8330METCNAB.M

Start Cal Date: 3/3/2010 19:39 **End Cal Date:** 3/4/2010 0:01

Dilution Factor	Extract Volume	Sample Volume	Sample Weight
1X	0 mL	0 mL	0 g

Matrix: NONE **SubList:** CAL.sub **SpikeList:**

Samp. Info: 8330 10GCSV0072 ICAL L5;1

Misc. Info: ;5;;;;3;CAL.sub;;0;0;

	Zorbax Cyano(250nm)					Zorbax Cyano(250nm-205nm)				
Compound Name	RT	Response	Spike Level	Flag	Response Factor	RT	Response	Spike Level	Flag	Response Factor
3,4-Dinitrotoluene	36.96	3227	100		32.27			100		0
HMX	41.25	3838	100		38.38			100		0
RDX	28.31	3431	100		34.31			100		0
Picric ACID			200		0			200		0
1,3,5-Trinitrobenzene	22.46	5917	100		59.17			100		0
1,3-Dinitrobenzene	20.60	7938	100		79.38			100		0
TETRYL	46.76	13313	100		133.13			100		0
Nitrobenzene	18.20	3922	100		39.22			100		0
2,4,6-Trinitrotoluene	38.29	4577	100		45.77			100		0
4-AM-2,6-DNT	34.27	3964	100		39.64			100		0
2-AM-4,6-DNT	33.42	6105	100		61.05			100		0
2,6-Dinitrotoluene	31.09	3566	100		35.66			100		0
2,4-Dinitrotoluene	29.74	5969	100		59.69			100		0
2-Nitrotoluene	25.95	3491	200		17.455			200		0
4-Nitrotoluene			200		0			200		0
3-Nitrotoluene	26.62	2517	100		25.17			100		0
Nitroglycerin			100		0	45.10	4856	100		48.56
PETN			100		0	49.97	21845	100		218.45
3,5-Dinitroaniline	27.50	5448	100		54.48			100		0
EGDN			100		0			100		0

Notes:
M = Manually Integrated
D = Operator Disabled Result
O = Over Calibration Range

Signals Differ by More Than 40%
Signals Differ by More Than 50%

Printed: 3/4/2010 9:35 AM

TestAmerica West Sacramento

Method 8330

Data file : \\Terastation\share\GCdata\LC9.I\03032010.B\C-000008.d
Lab Smp Id: 8330 10GCSV0072 ICA
Inj Date : 04-MAR-2010 00:01
Operator : NS Inst ID: LC9.i
Smp Info : 8330 10GCSV0072 ICAL L5;1
Misc Info : ;5;;;;3;CAL.sub;;0;0;
Comment : SOP WS-LC-0009
Method : \\Terastation\share\GCdata\LC9.I\03032010.B\8330METCNAB.m
Meth Date : 04-Mar-2010 09:34 shafern Quant Type: AREA%
Cal Date : 04-MAR-2010 00:01 Cal File: C-000008.d
Als bottle: 85 Calibration Sample, Level: 5
Dil Factor: 1.00000
Integrator: HP Genie Compound Sublist: CAL.sub
Target Version: 4.14
Processing Host: SACP307FK

RT	AREA	HEIGHT	HT/AREA	% HEIGHT			COMPOUNDS
14.354	4225	32	0.008	0.04			
18.203	592041	3922	0.007	4.94		13	Nitrobenzene
20.601	1244368	7938	0.006	10.00		10	1,3-Dinitrobenzene
22.462	1045204	5917	0.006	7.45		9	1,3,5-Trinitrobenze
25.952	666057	3491	0.005	4.39		20	2-Nitrotoluene
26.621	381314	2517	0.007	3.17		22	3-Nitrotoluene
27.503	860833	5448	0.006	6.86		11	3,5-Dinitroaniline
28.306	514187	3431	0.007	4.32		7	RDX
29.737	1031163	5969	0.006	7.52		19	2,4-Dinitrotoluene
31.089	644666	3566	0.006	4.49		18	2,6-Dinitrotoluene
33.418	857326	6105	0.007	7.69		17	2-AM-4,6-DNT
34.272	738904	3964	0.005	4.99		16	4-AM-2,6-DNT
36.962	485434	3227	0.007	4.06	$	1	3,4-Dinitrotoluene
38.289	849042	4577	0.005	5.76		15	2,4,6-Trinitrotolue
41.251	420671	3838	0.009	4.83		4	HMX
45.184	6081	46	0.008	0.05			
46.760	684679	13313	0.019	16.88		12	TETRYL
49.490	105618	231	0.002	0.29			
49.659	9639	195	0.020	0.24			
49.990	61160	1356	0.022	1.70			
50.736	20768	110	0.005	0.13			
51.440	16172	121	0.007	0.15			
52.148	7949	43	0.005	0.05			
	11247502	79357		100.000			

Total unknown % height = 2.650

Data File: \\Terastation\share\GCdata\LC9.I\03032010.B\C-000008.d

Date : 04-MAR-2010 00:01

Client ID:

Instrument: LC9.i

Sample Info: 8330 10GCSV0072 ICAL L5;i

Operator: NS

Column phase: Agilent ZorbaxCyano

Column diameter: 4.60

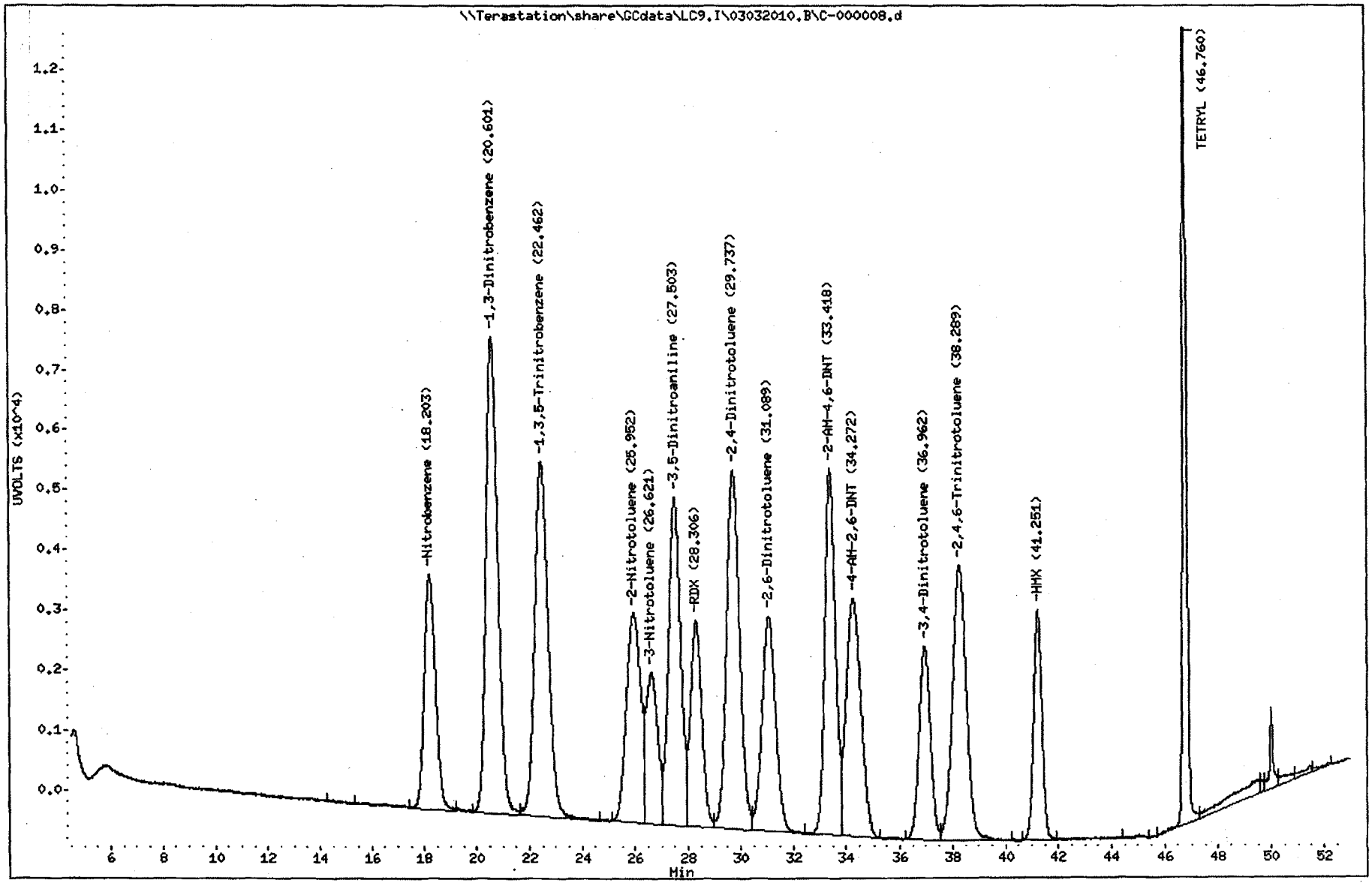

TestAmerica West Sacramento

Method 8330

Data file : \\Terastation\share\GCdata\LC9.I\03032010.B\C-000008.d\C-000008.
Lab Smp Id: 8330 10GCSV0072 ICA
Inj Date : 04-MAR-2010 00:01
Operator : NS Inst ID: LC9.i
Smp Info : 8330 10GCSV0072 ICAL L5;1
Misc Info : ;5;;;;3;CAL.sub;;0;0;
Comment : SOP WS-LC-0009
Method : \\Terastation\share\GCdata\LC9.I\03032010.B\8330METCNAB.M\8330CN
Meth Date : 04-Mar-2010 09:35 shafern Quant Type: AREA%
Cal Date : 04-MAR-2010 00:01 Cal File: C-000008.d
Als bottle: 85 Calibration Sample, Level: 5
Dil Factor: 1.00000
Integrator: HP Genie Compound Sublist: CAL.sub
Target Version: 4.14
Processing Host: SACP307FK

RT	AREA	HEIGHT	HT/AREA	% HEIGHT	COMPOUNDS
45.097	514912	4856	0.009	17.13	14 Nitroglycerin
49.299	53299	1084	0.020	3.82	
49.654	57962	558	0.010	1.96	
49.969	626808	21845	0.035	77.09	23 PETN
	1252980	28343		100.000	

Total unknown % height = 5.780

Data File: \\Terastation\share\GCdata\LC9.I\03032010.B\C-000008.d\C-000008.d

Date : 04-MAR-2010 00:01

Client ID:

Sample Info: 8330 10GCSV0072 ICAL L5;1

Column phase: Agilent ZorbaxCyano

Instrument: LC9.i

Operator: NS

Column diameter: 4.60

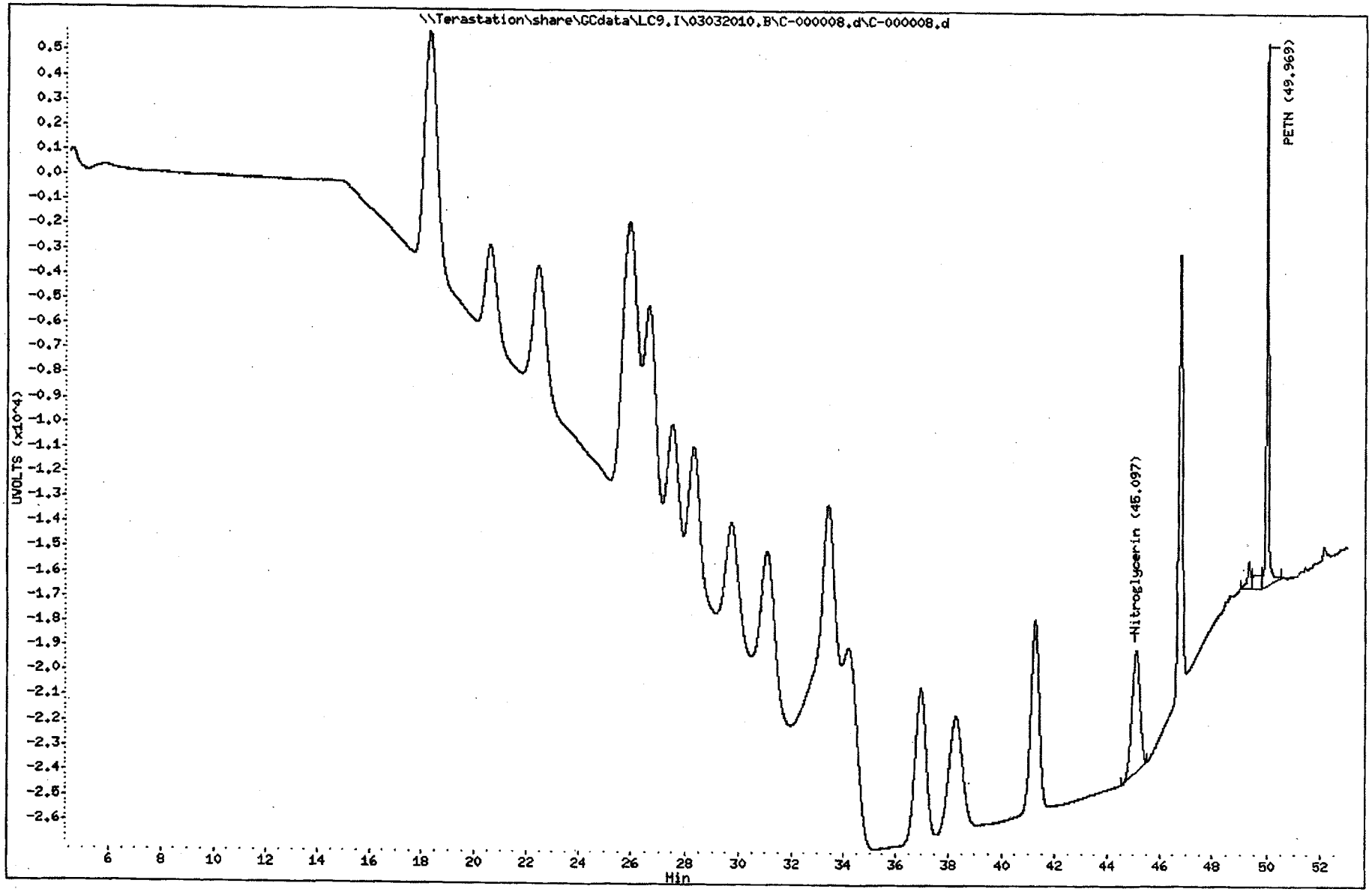

1928

North Canton

TestAmerica West Sacramento

C-000009.D

Chromatography Summary

Injection Date: 3/4/2010 1:07 **Operator:** NS

DataFile: LC9.I\03032010.B\C-000009.D **Vial Num:** 86

Instrument ID: LC9

Method 8330 Target Analyte Results

Sample : 8330 09GCSV0482 ICAL L6

Method File: LC9.I\03032010.B\8330METCNAB.M

Start Cal Date: 3/3/2010 19:39 **End Cal Date:** 3/4/2010 3:18

Dilution Factor	Extract Volume	Sample Volume	Sample Weight
1X	0 mL	0 mL	0 g

Matrix: NONE **SubList:** CAL.sub **SpikeList:**

Samp. Info: 8330 09GCSV0482 ICAL L6;1

Misc. Info: ;6;;;;3;CAL.sub;;0;0;

	Zorbax Cyano(250nm)					Zorbax Cyano(250nm-205nm)				
Compound Name	RT	Response	Spike Level	Flag	Response Factor	RT	Response	Spike Level	Flag	Response Factor
3,4-Dinitrotoluene	36.92	6132	200		30.66			200		0
HMX	41.25	7628	200		38.14			200		0
RDX	28.32	6812	200		34.06			200		0
Picric ACID			500		0			500		0
1,3,5-Trinitrobenzene	22.47	11832	200		59.16			200		0
1,3-Dinitrobenzene	20.61	15883	200		79.415			200		0
TETRYL	46.77	29447	200		147.235			200		0
Nitrobenzene	18.22	7819	200		39.095			200		0
2,4,6-Trinitrotoluene	38.26	9437	200		47.185			200		0
4-AM-2,6-DNT	34.21	8014	200		40.07			200		0
2-AM-4,6-DNT	33.36	12268	200		61.34			200		0
2,6-Dinitrotoluene	31.11	7026	200		35.13			200		0
2,4-Dinitrotoluene	29.76	11906	200		59.53			200		0
2-Nitrotoluene	25.97	7021	400		17.5525			400		0
4-Nitrotoluene			400		0			400		0
3-Nitrotoluene	26.63	5037	200		25.185			200		0
Nitroglycerin			200		0	45.11	10041	200		50.205
PETN			200		0	49.99	43546	200		217.73
3,5-Dinitroaniline	27.51	10855	200		54.275			200		0
EGDN			200		0			200		0

Notes:
M = Manually Integrated
D = Operator Disabled Result
O = Over Calibration Range

Signals Differ by More Than 40%
Signals Differ by More Than 50%

Printed: 3/4/2010 9:56 AM

TestAmerica West Sacramento

Method 8330

Data file : \\Terastation\share\GCdata\LC9.I\03032010.B\C-000009.d
Lab Smp Id: 8330 09GCSV0482 ICA
Inj Date : 04-MAR-2010 01:07
Operator : NS Inst ID: LC9.i
Smp Info : 8330 09GCSV0482 ICAL L6;1
Misc Info : ;6;;;;3;CAL.sub;;0;0;
Comment : SOP WS-LC-0009
Method : \\Terastation\share\GCdata\LC9.I\03032010.B\8330METCNAB.m
Meth Date : 04-Mar-2010 09:35 shafern Quant Type: AREA%
Cal Date : 04-MAR-2010 01:07 Cal File: C-000009.d
Als bottle: 86 Calibration Sample, Level: 6
Dil Factor: 1.00000
Integrator: HP Genie Compound Sublist: CAL.sub
Target Version: 4.14
Processing Host: SACP307FK

RT	AREA	HEIGHT	HT/AREA	% HEIGHT		COMPOUNDS
18.217	1187675	7819	0.007	4.86	13	Nitrobenzene
20.613	2495688	15883	0.006	9.87	10	1,3-Dinitrobenzene
22.469	2101453	11832	0.006	7.35	9	1,3,5-Trinitrobenze
25.966	1346976	7021	0.005	4.36	20	2-Nitrotoluene
26.631	757308	5037	0.007	3.13	22	3-Nitrotoluene
27.511	1726403	10855	0.006	6.74	11	3,5-Dinitroaniline
28.321	1026784	6812	0.007	4.23	7	RDX
29.756	2048363	11906	0.006	7.40	19	2,4-Dinitrotoluene
31.109	1273284	7026	0.006	4.36	18	2,6-Dinitrotoluene
33.359	1706542	12268	0.007	7.62	17	2-AM-4,6-DNT
34.209	1477478	8014	0.005	4.98	16	4-AM-2,6-DNT
36.924	935312	6132	0.007	3.81	$ 1	3,4-Dinitrotoluene
38.260	1787870	9437	0.005	5.86	15	2,4,6-Trinitrotolue
41.246	849220	7628	0.009	4.74	4	HMX
43.374	3072	30	0.010	0.01		
44.362	3547	30	0.008	0.01		
45.079	11063	90	0.008	0.05		
46.771	1512340	29447	0.019	18.43	12	TETRYL
48.660	56403	212	0.004	0.13		
49.325	39276	396	0.010	0.24		
49.619	19129	207	0.011	0.12		
50.014	104122	2643	0.025	1.64		
51.487	29749	57	0.002	0.03		
52.166	6009	58	0.010	0.03		
	22505067	160840		100.000		

Total unknown % height = 2.260

Data File: \\Terastation\share\GCdata\LC9.I\03032010.B\C-000009.d
Date : 04-MAR-2010 01:07
Client ID:
Sample Info: 8330 09GCSV0482 ICAL L6;1

Column phase: Agilent ZorbaxCyano

Instrument: LC9.i

Operator: NS
Column diameter: 4.60

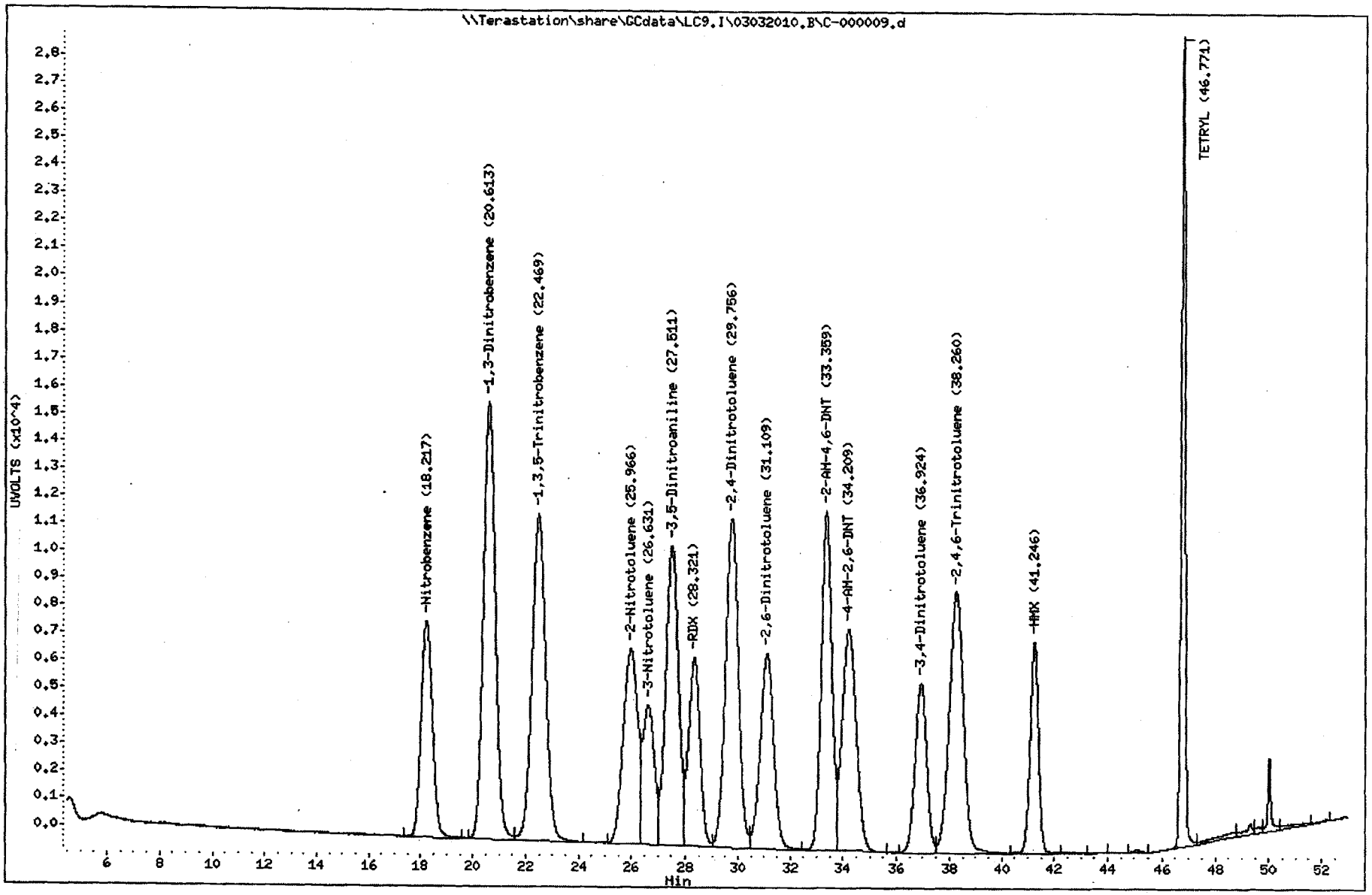

TestAmerica West Sacramento

Method 8330

Data file : \\Terastation\share\GCdata\LC9.I\03032010.B\C-000009.d\C-000009.
Lab Smp Id: 8330 09GCSV0482 ICA
Inj Date : 04-MAR-2010 01:07
Operator : NS Inst ID: LC9.i
Smp Info : 8330 09GCSV0482 ICAL L6;1
Misc Info : ;6;;;;3;CAL.sub;;0;0;
Comment : SOP WS-LC-0009
Method : \\Terastation\share\GCdata\LC9.I\03032010.B\8330METCNAB.M\8330CN
Meth Date : 04-Mar-2010 09:35 shafern Quant Type: AREA%
Cal Date : 04-MAR-2010 01:07 Cal File: C-000009.d
Als bottle: 86 Calibration Sample, Level: 6
Dil Factor: 1.00000
Integrator: HP Genie Compound Sublist: CAL.sub
Target Version: 4.14
Processing Host: SACP307FK

RT	AREA	HEIGHT	HT/AREA	% HEIGHT	COMPOUNDS
45.109	1089586	10041	0.009	17.37	14 Nitroglycerin
49.323	124291	3526	0.028	6.10	
49.648	58042	671	0.012	1.16	
49.994	1213099	43546	0.036	75.37	23 PETN
	2485017	57784		100.000	

Total unknown % height = 7.260

Data File: \\Terastation\share\GCdata\LC9.I\03032010.B\C-000009.d\C-000009.d

Date : 04-MAR-2010 01:07

Client ID:

Instrument: LC9.i

Sample Info: 8330 09GCSV0482 ICAL L6;1

Operator: NS

Column phase: Agilent ZorbaxCyano

Column diameter: 4.60

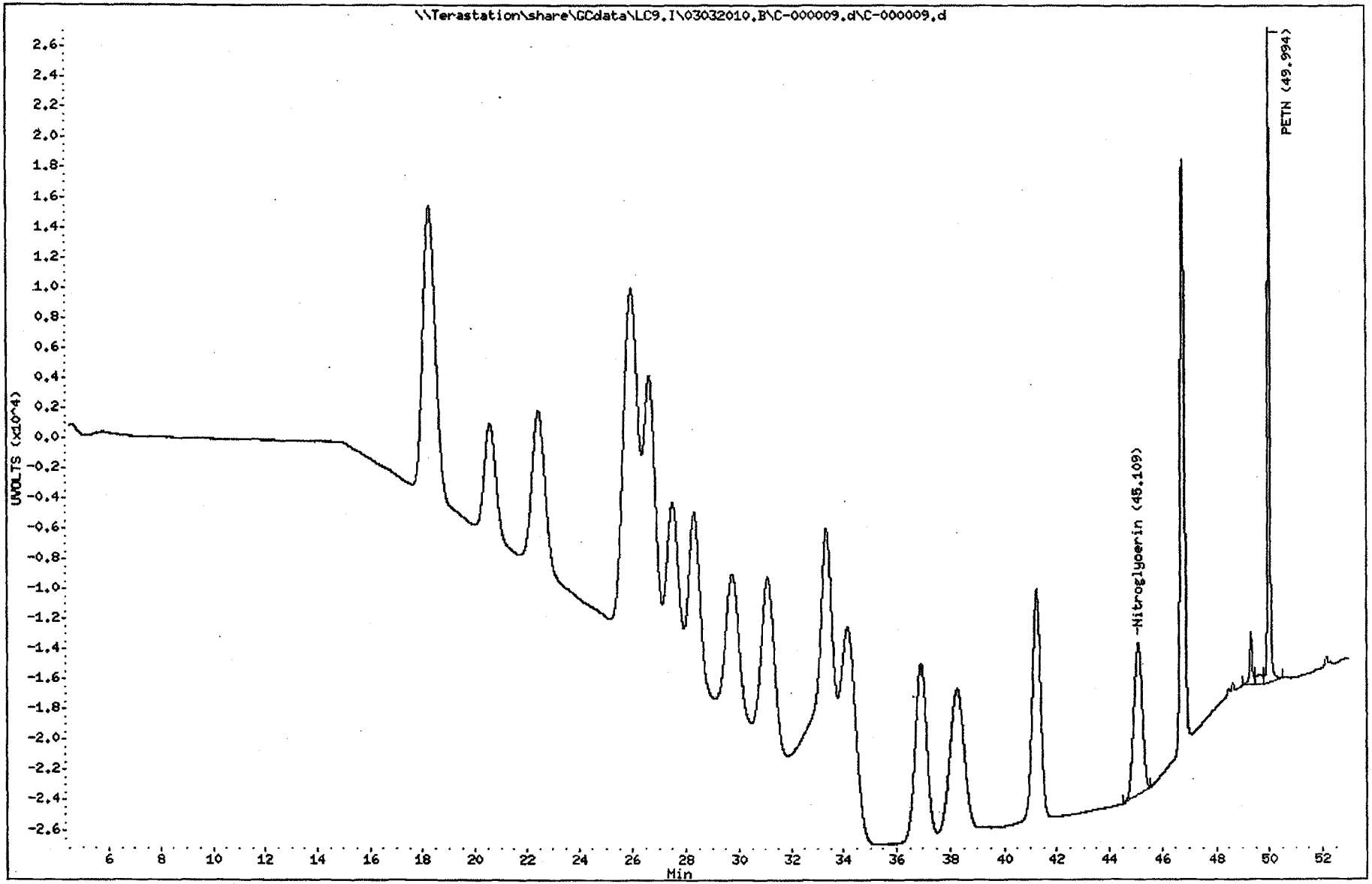

TestAmerica West Sacramento

C-000010.D

Chromatography Summary

Injection Date: 3/4/2010 2:12 **Operator:** NS

DataFile: LC9.I\03032010.B\C-000010.D **Vial Num:** 87

Instrument ID: LC9

Method 8330 Target Analyte Results

Sample : **8330 10GCSV0050 ICAL L7**

Method File: LC9.I\03032010.B\8330METCNAB.M

Start Cal Date: 3/3/2010 19:39 **End Cal Date:** 3/4/2010 3:18

Dilution Factor	Extract Volume	Sample Volume	Sample Weight
1X	0 mL	0 mL	0 g

Matrix: NONE **SubList:** CAL.sub **SpikeList:**

Samp. Info: 8330 10GCSV0050 ICAL L7;1

Misc. Info: ;7;;;;3;CAL.sub;;0;0;

	Zorbax Cyano(250nm)					Zorbax Cyano(250nm-205nm)				
Compound Name	RT	Response	Spike Level	Flag	Response Factor	RT	Response	Spike Level	Flag	Response Factor
3,4-Dinitrotoluene	36.83	9381	300		31.27			300		0
HMX	41.14	18894	500		37.788			500		0
RDX	28.24	15968	500		31.936			500		0
Picric ACID			1000		0			1000		0
1,3,5-Trinitrobenzene	22.42	29114	500		58.228			500		0
1,3-Dinitrobenzene	20.57	37565	500		75.13			500		0
TETRYL	46.72	68351	500		136.702			500		0
Nitrobenzene	18.17	17976	500		35.952			500		0
2,4,6-Trinitrotoluene	38.16	23267	500		46.534			500		0
4-AM-2,6-DNT	34.11	20320	500		40.64			500		0
2-AM-4,6-DNT	33.30	29610	500		59.22			500		0
2,6-Dinitrotoluene	31.02	17564	500		35.128			500		0
2,4-Dinitrotoluene	29.68	28765	500		57.53			500		0
2-Nitrotoluene	25.88	17147	1000		17.147			1000		0
4-Nitrotoluene			1000		0			1000		0
3-Nitrotoluene	26.53	/ 12130	500		24.26			500		0
Nitroglycerin			500		0	44.99	25412	500		50.824
PETN			500		0	49.98	/ 110509	500		221.018
3,5-Dinitroaniline	27.44	25882	500		51.764			500		0
EGDN			500		0			500		0

Notes:
M = Manually Integrated
D = Operator Disabled Result
O = Over Calibration Range

Signals Differ by More Than 40%
Signals Differ by More Than 50%

Printed: 3/4/2010 9:56 AM

TestAmerica West Sacramento

Method 8330

Data file : \\Terastation\share\GCdata\LC9.I\03032010.B\C-000010.d
Lab Smp Id: 8330 10GCSV0050 ICA
Inj Date : 04-MAR-2010 02:12
Operator : NS Inst ID: LC9.i
Smp Info : 8330 10GCSV0050 ICAL L7;1
Misc Info : ;7;;;;3;CAL.sub;;0;0;
Comment : SOP WS-LC-0009
Method : \\Terastation\share\GCdata\LC9.I\03032010.B\8330METCNAB.m
Meth Date : 04-Mar-2010 09:35 shafern Quant Type: AREA%
Cal Date : 04-MAR-2010 02:12 Cal File: C-000010.d
Als bottle: 87 Calibration Sample, Level: 7
Dil Factor: 1.00000
Integrator: HP Genie Compound Sublist: CAL.sub
Target Version: 4.14
Processing Host: SACP307FK

RT	AREA	HEIGHT	HT/AREA	% HEIGHT		COMPOUNDS
18.173	2996834	17976	0.006	4.72		13 Nitrobenzene
20.571	6323653	37565	0.006	9.87		10 1,3-Dinitrobenzene
22.424	5317290	29114	0.005	7.65		9 1,3,5-Trinitrobenze
25.880	3436116	17147	0.005	4.50		20 2-Nitrotoluene
26.535	1905539	12130	0.006	3.18		22 3-Nitrotoluene
27.441	4405650	25882	0.006	6.80		11 3,5-Dinitroaniline
28.244	2587222	15968	0.006	4.19		7 RDX
29.677	5205888	28765	0.006	7.56		19 2,4-Dinitrotoluene
31.018	3229537	17564	0.005	4.61		18 2,6-Dinitrotoluene
33.299	4297703	29610	0.007	7.78		17 2-AM-4,6-DNT
34.108	3707027	20320	0.005	5.34		16 4-AM-2,6-DNT
36.826	1477856	9381	0.006	2.46	$	1 3,4-Dinitrotoluene
38.159	4446324	23267	0.005	6.11		15 2,4,6-Trinitrotolue
41.139	2143280	18894	0.009	4.96		4 HMX
43.342	11529	60	0.005	0.01		
44.995	28852	236	0.008	0.06		
46.723	3428488	68351	0.020	18.06		12 TETRYL
49.460	59621	244	0.004	0.06		
49.999	220491	6665	0.030	1.75		
51.461	28841	183	0.006	0.04		
52.149	38860	1107	0.028	0.29		
	55296601	380429		100.000		

Total unknown % height = 2.210

Data File: \\Terastation\share\GCdata\LC9.I\03032010.B\C-000010.d
Date : 04-MAR-2010 02:12
Client ID:
Sample Info: 8330 10GCSV0050 ICAL L7;1

Instrument: LC9.i

Operator: NS
Column diameter: 4.60

Column phase: Agilent ZorbaxCyano

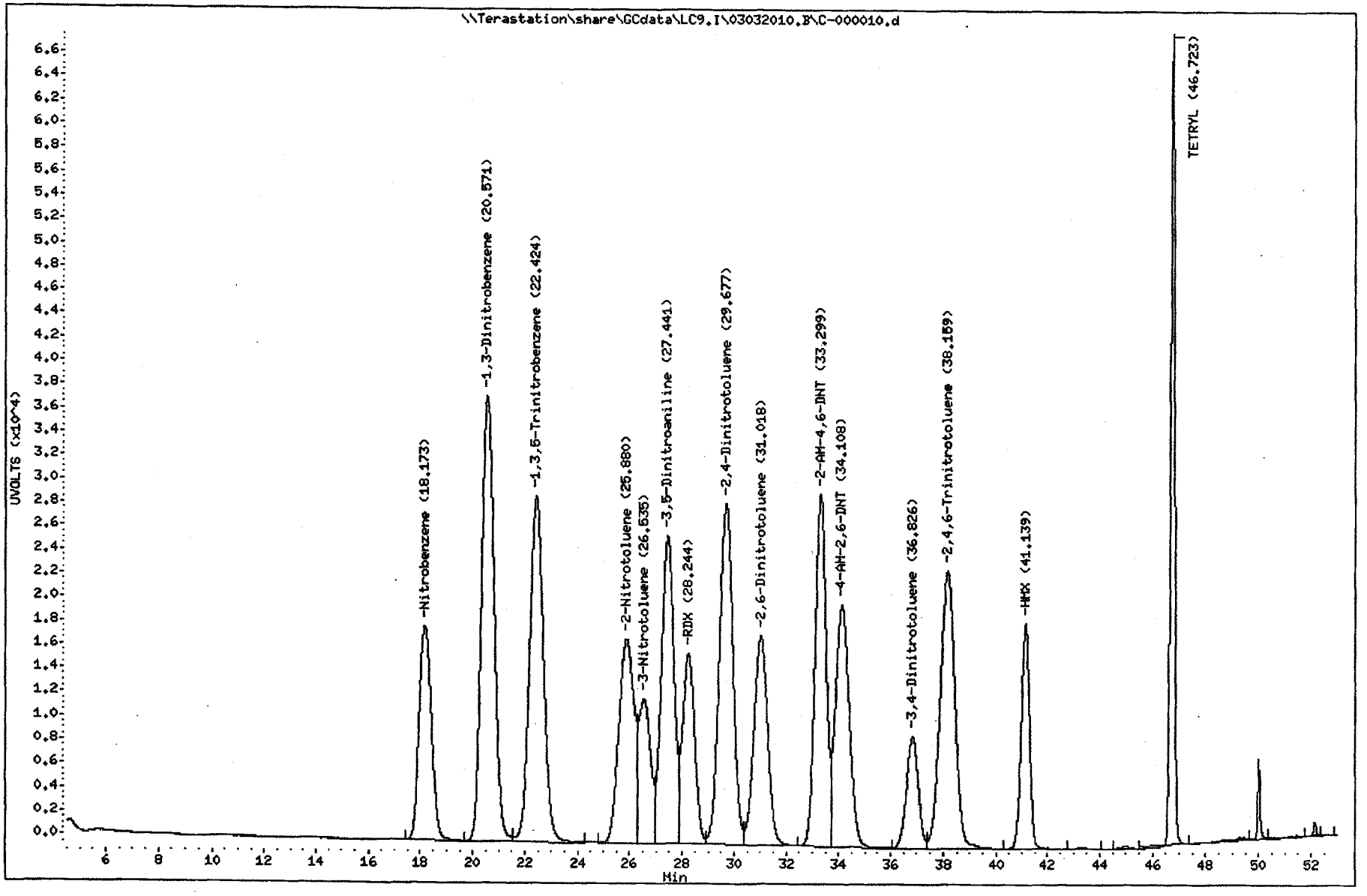

1936
North Canton

TestAmerica West Sacramento

Method 8330

Data file : \\Terastation\share\GCdata\LC9.I\03032010.B\C-000010.d\C-000010.
Lab Smp Id: 8330 10GCSV0050 ICA
Inj Date : 04-MAR-2010 02:12
Operator : NS Inst ID: LC9.i
Smp Info : 8330 10GCSV0050 ICAL L7;1
Misc Info : ;7;;;;3;CAL.sub;;0;0;
Comment : SOP WS-LC-0009
Method : \\Terastation\share\GCdata\LC9.I\03032010.B\8330METCNAB.M\8330CN
Meth Date : 04-Mar-2010 09:36 shafern Quant Type: AREA%
Cal Date : 04-MAR-2010 02:12 Cal File: C-000010.d
Als bottle: 87 Calibration Sample, Level: 7
Dil Factor: 1.00000
Integrator: HP Genie Compound Sublist: CAL.sub
Target Version: 4.14
Processing Host: SACP307FK

RT	AREA	HEIGHT	HT/AREA	% HEIGHT	COMPOUNDS
44.994	2869462	25412	0.009	18.39	14 Nitroglycerin
49.305	87969	1607	0.018	1.16	
49.628	46243	642	0.014	0.46	
49.979	2995521	110509	0.037	79.99	23 PETN
	5999194	138170		100.000	

Total unknown % height = 1.620

Data File: \\Terastation\share\GCdata\LC9.I\03032010.B\C-000010.d\C-000010.d
Date : 04-MAR-2010 02:12
Client ID:
Sample Info: 8330 10GCSV0050 ICAL L7;1

Instrument: LC9.i
Operator: NS
Column diameter: 4.60

Column phase: Agilent ZorbaxCyano

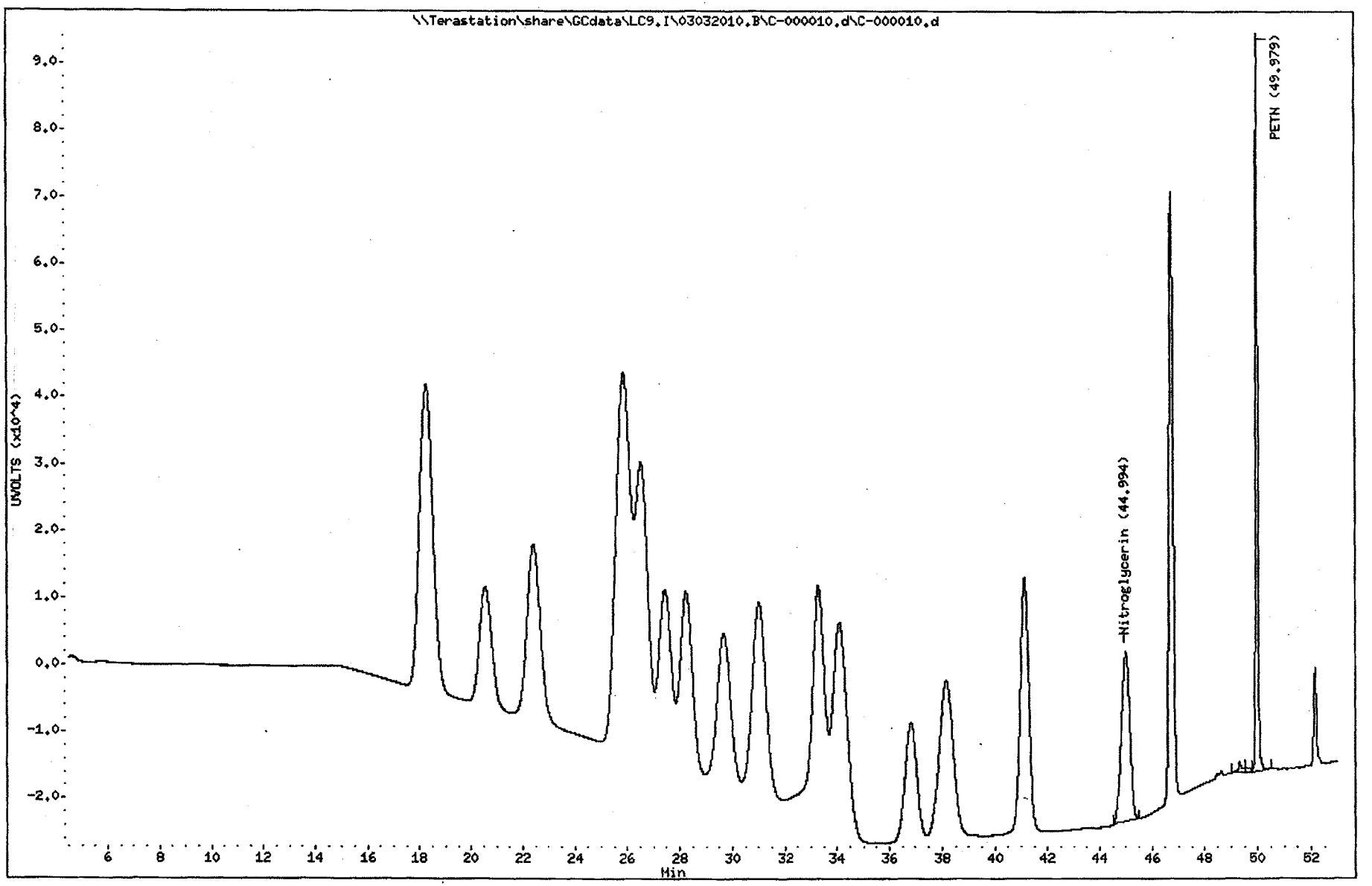

1938
North Canton

TestAmerica West Sacramento

C-000011.D

Chromatography Summary

Injection Date: 3/4/2010 3:18 Operator: NS

DataFile: LC9.I\03032010.B\C-000011.D Vial Num: 88

Instrument ID: LC9

Method 8330 Target Analyte Results

Sample : **8330 10GCSV0051 ICAL L8**

Method File: LC9.I\03032010.B\8330METCNAB.M

Start Cal Date: 3/3/2010 19:39 End Cal Date: 3/4/2010 3:18

Dilution Factor	Extract Volume	Sample Volume	Sample Weight
1X	0 mL	0 mL	0 g

Matrix: NONE SubList: CAL.sub SpikeList:

Samp. Info: 8330 10GCSV0051 ICAL L8;1

Misc. Info: ;8;;;;3;CAL.sub;;0;0;

	Zorbax Cyano(250nm)					Zorbax Cyano(250nm-205nm)				
Compound Name	RT	Response	Spike Level	Flag	Response Factor	RT	Response	Spike Level	Flag	Response Factor
3,4-Dinitrotoluene	36.66	14295	500		28.59			500		0
HMX	41.01	34701	1000		34.701			1000		0
RDX	28.08	27778	1000		27.778			1000		0
Picric ACID			2000		0			2000		0
1,3,5-Trinitrobenzene	22.36	53702	1000		53.702			1000		0
1,3-Dinitrobenzene	20.45	65650	1000		65.65			1000		0
TETRYL	46.69	129888	1000		129.888			1000		0
Nitrobenzene	18.04	30550	1000		30.55			1000		0
2,4,6-Trinitrotoluene	38.06	43928	1000		43.928			1000		0
4-AM-2,6-DNT	33.94	39783	1000		39.783			1000		0
2-AM-4,6-DNT	33.18	53740	1000		53.74			1000		0
2,6-Dinitrotoluene	30.86	31309	1000		31.309			1000		0
2,4-Dinitrotoluene	29.54	52135	1000		52.135			1000		0
2-Nitrotoluene	25.74	31378	2000	O	15.689			2000		0
4-Nitrotoluene			2000		0			2000		0
3-Nitrotoluene	26.29	22634	1000		22.634			1000		0
Nitroglycerin			1000		0	44.92	48250	1000	O	48.25
PETN			1000		0	49.96	214337	1000		214.337
3,5-Dinitroaniline	27.31	45356	1000		45.356			1000		0
EGDN			1000		0			1000		0

Notes: M = Manually Integrated — Signals Differ by More Than 40%

D = Operator Disabled Result — Signals Differ by More Than 50%

O = Over Calibration Range

Printed: 3/4/2010 9:40 AM

TestAmerica West Sacramento

Method 8330

Data file : \\Terastation\share\GCdata\LC9.I\03032010.B\C-000011.d
Lab Smp Id: 8330 10GCSV0051 ICA
Inj Date : 04-MAR-2010 03:18
Operator : NS Inst ID: LC9.i
Smp Info : 8330 10GCSV0051 ICAL L8;1
Misc Info : ;8;;;;3;CAL.sub;;0;0;
Comment : SOP WS-LC-0009
Method : \\Terastation\share\GCdata\LC9.I\03032010.B\8330METCNAB.m
Meth Date : 04-Mar-2010 09:40 shafern Quant Type: AREA%
Cal Date : 04-MAR-2010 03:18 Cal File: C-000011.d
Als bottle: 88 Calibration Sample, Level: 8
Dil Factor: 1.00000
Integrator: HP Genie Compound Sublist: CAL.sub
Target Version: 4.14
Processing Host: SACP307FK

RT	AREA	HEIGHT	HT/AREA	% HEIGHT		COMPOUNDS
18.043	5953214	30550	0.005	4.41		13 Nitrobenzene
20.449	12576694	65650	0.005	9.48		10 1,3-Dinitrobenzene
22.355	10532153	53702	0.005	7.76		9 1,3,5-Trinitrobenze
25.738	7174411	31378	0.004	4.53		20 2-Nitrotoluene
26.292	3331742	22634	0.007	3.27		22 3-Nitrotoluene
27.311	8920309	45356	0.005	6.55		11 3,5-Dinitroaniline
28.083	5005360	27778	0.006	4.01		7 RDX
29.536	10327353	52135	0.005	7.53		19 2,4-Dinitrotoluene
30.858	6378951	31309	0.005	4.52		18 2,6-Dinitrotoluene
33.181	8513135	53740	0.006	7.76		17 2-AM-4,6-DNT
33.937	7288420	39783	0.005	5.75		16 4-AM-2,6-DNT
36.663	2480080	14295	0.006	2.06	$	1 3,4-Dinitrotoluene
38.055	8809485	43928	0.005	6.34		15 2,4,6-Trinitrotolue
41.009	4247937	34701	0.008	5.01		4 HMX
43.298	21292	112	0.005	0.01		
44.922	53794	407	0.008	0.05		
46.689	6747327	129888	0.019	18.89		12 TETRYL
49.428	60487	441	0.007	0.06		
49.975	418476	13446	0.032	1.94		
50.652	17568	175	0.010	0.02		
51.432	19618	335	0.017	0.04		
52.133	4191	74	0.018	0.01		
	108881998	691817		100.000		

Total unknown % height = 2.130

Data File: \\Terastation\share\GCdata\LC9.I\03032010.B\C-000011.d

Date : 04-MAR-2010 03:18

Client ID:

Instrument: LC9.i

Sample Info: 8330 10GCSV0051 ICAL L8:1

Operator: NS

Column phase: Agilent ZorbaxCyano

Column diameter: 4.60

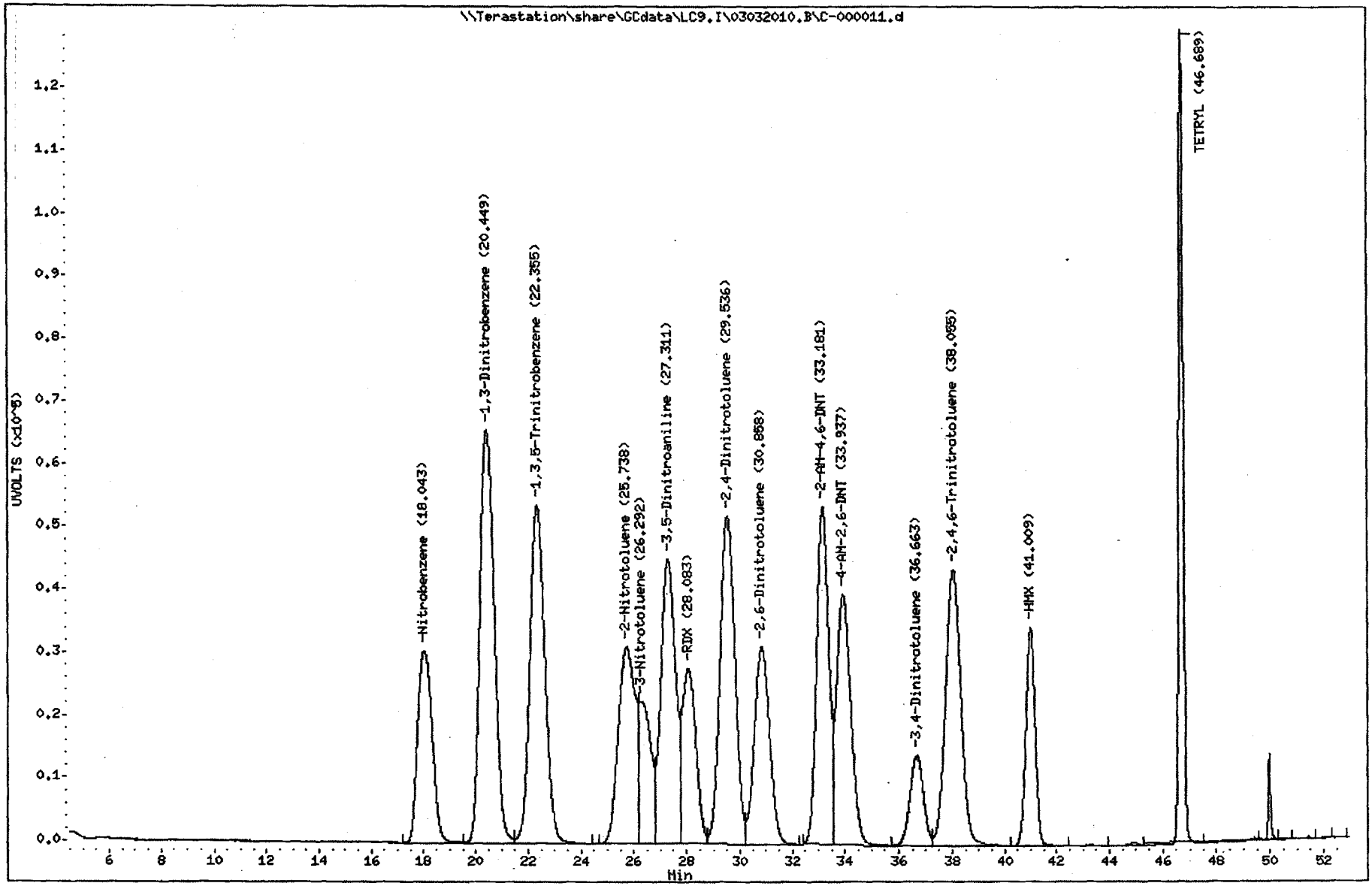

TestAmerica West Sacramento

Method 8330

Data file : \\Terastation\share\GCdata\LC9.I\03032010.B\C-000011.d\C-000011.
Lab Smp Id: 8330 10GCSV0051 ICA
Inj Date : 04-MAR-2010 03:18
Operator : NS Inst ID: LC9.i
Smp Info : 8330 10GCSV0051 ICAL L8;1
Misc Info : ;8;;;;3;CAL.sub;;0;0;
Comment : SOP WS-LC-0009
Method : \\Terastation\share\GCdata\LC9.I\03032010.B\8330METCNAB.M\8330CN
Meth Date : 04-Mar-2010 09:40 shafern Quant Type: AREA%
Cal Date : 04-MAR-2010 03:18 Cal File: C-000011.d
Als bottle: 88 Calibration Sample, Level: 8
Dil Factor: 1.00000
Integrator: HP Genie Compound Sublist: CAL.sub
Target Version: 4.14
Processing Host: SACP307FK

RT	AREA	HEIGHT	HT/AREA	% HEIGHT	COMPOUNDS
44.922	5887311	48250	0.008	18.22	14 Nitroglycerin
49.286	89733	1481	0.017	0.55	
49.646	37731	611	0.016	0.23	
49.957	5730589	214337	0.037	81.00	23 PETN
	11745364	264679		100.000	

Total unknown % height = 0.7800

Data File: \\Terastation\share\GCdata\LC9.I\03032010.B\C-000011.d\C-000011.d

Date : 04-MAR-2010 03:18

Client ID:

Instrument: LC9.i

Sample Info: 8330 10GCSV0051 ICAL L8:1

Operator: NS

Column phase: Agilent ZorbaxCyano

Column diameter: 4.60

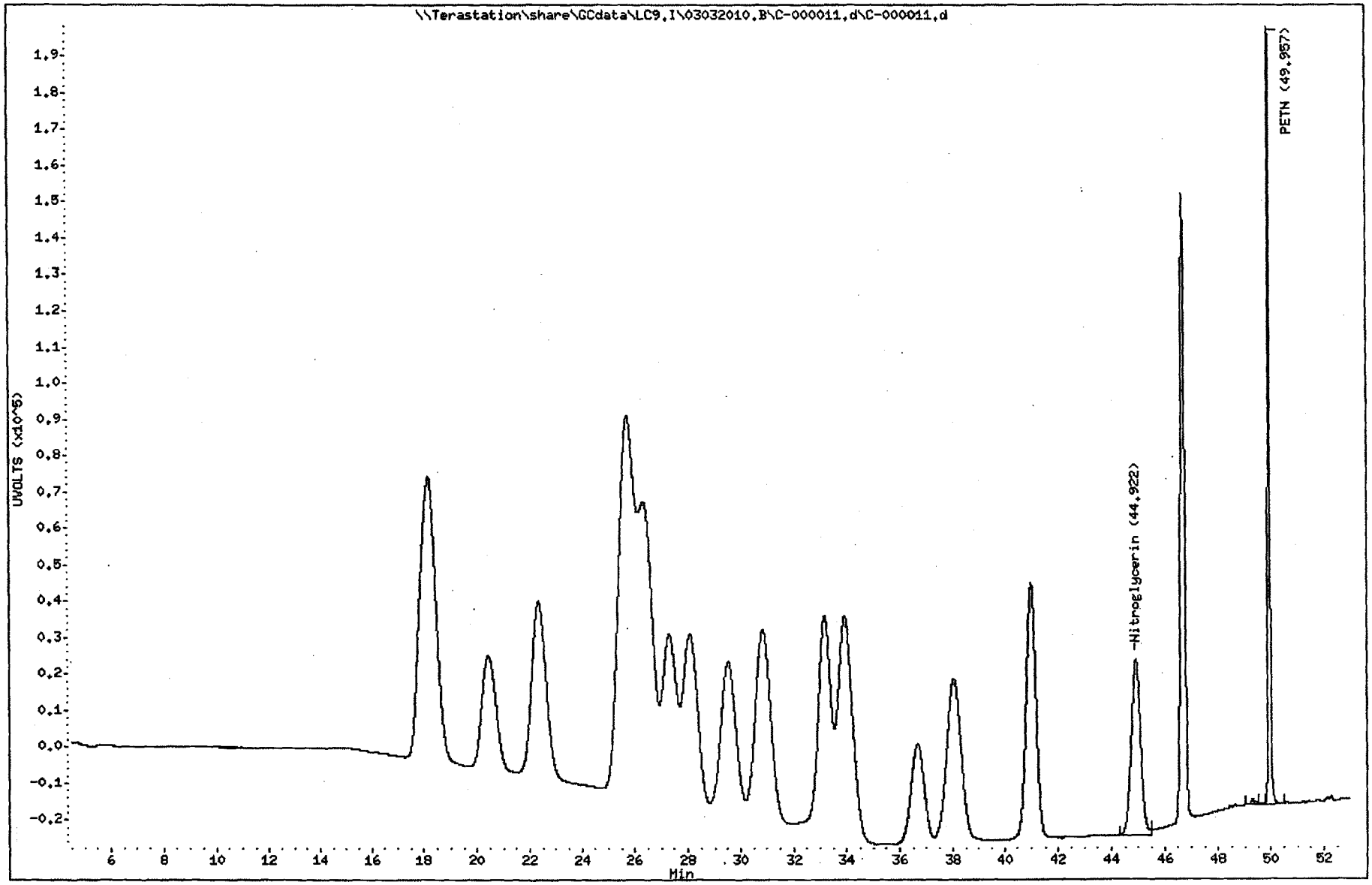

Sample Extraction/Preparation Log Copies and Checklists

5T

TestAmerica West Sacramento
ESC-Extraction Master Sheet

TestAmerica
THE LEADER IN ENVIRONMENTAL TESTING

1945

Holding Time Due: 3/2/10 | Project Due: 3/10/10
BATCH #: 0056227 | Initiated By: TP | Date: 2/25/10
Test #: 8330B-S | Extn Comp'd By: MD | Date: 3-3-10

QC Code	Lot ID	Sample #	Sample Size / Initial Mass (g)	Final Volume / Final Mass (mL)	Chlorine checked
B	MB		10.00	80.00	
C	LCS		10.00	80.00	
	A0B180524	01	10.05	80.00	
		01DUP	10.18	80.00	
		01TRI	10.24	80.00	
		04	10.26	80.00	
		05	10.14	80.00	
	A0B190524	01	9.99	80.00	
S		01MS	9.98	80.00	
D		01MSD	10.02	80.00	
		02	10.08	80.00	
		03	10.10	80.00	
		04	10.16	80.00	
		09	10.06	80.00	
		10	10.05	80.00	
		13	10.05	80.00	
	A0B180429	01	10.06	80.00	
		02	10.03	80.00	
		03	10.02	80.00	
		04	10.01	80.00	
		12	10.02	80.00	
		14	10.06	80.00	TP2/24/10
		15	10.05	80.00	

SOP No.: WS-LC-0009

EXTRACTION COMMENTS:
Multi-incremental Sampling/Date: 2/25/10 TP

Dried/Date 2/23/10 Ground//Date 2/25/10 TP2/25/10
Sonicated - Start: 2/25/10 @ 12:00 End: ~~8~~ 6:00 Date: 2/26/10

Cleanup by/Date MD 3/3/10 Dilution by/Date MD 3/3/10

Final Vialling /Date MD 3/3/10

Millipore Water Dispensed / Date N/A

SPE Cartridge: Waters Lot # N/A

QC Codes	Standard Information				
	Volume	STD ID	Exp. Date	STD Name/Conc.	(ppm)/ppb
All	100uL	09GCSV0476	6/2/10	3,4-DNT 50ug/mL	0.50
~~A~~C,SD	100uL	09GCSV0472	6/2/10	8330+DNA 50ug/mL	0.50
C,S,D	200uL	09GCSV0481	6/2/10	NG/PETN 50ug/mL	1.0
~~C~~					

Spiked By / Date: TP2/25/10 Witnessed By / Date: MD 2/25/10

QC Codes: B = MB, C = LCS, L = LCSD, S = MS, D = SD, FB = Filter Blank

RQC058

TestAmerica Laboratories, Inc.
EXTRACTION BENCH WORKSHEET

Run Date: 3/09/10
Time: 12:49:56

LEV 1	LEV 2		LEV 1	LEV 2	
Y	_	Blank	Y	_	Weights/Volumes
Y	_	Check	Y	_	Spike & Surrogate Worksheet
Y	_	MS/MSD	Y	_	Vial contains correct volume
			Y	_	Labels, greenbars, worksheets
				_	computer batch: correct & all match
			_	_	Anomalies to Extraction Method

_ Expanded Deliverable
_ COC Completed
Y Bench Sheet Copied
_ Package Submitted to AnalyticalGroup
_ Bench Sheet Copied per COC

Extractionist: 002448 Tuan Q. Phan

Concentrationist: 000915 Horacio J. Arauz

Reviewer/Date: ARAUZH / 3/03/10

QC BATCH: 0056227

PREP DATE: 2/25/10 12:00
COMP DATE: 3/03/10 15:10

Nitroaromatics & Nitramines: Explosives (8330B)
SONICATION - Low Level

EXTR EXPR	ANL DUE	LOT#,MSRUN#/ WORK ORDER	TEST FLGS	EXT	MTH	MATRIX	INIT/FIN WT/VOL	PH"S INIT	PH"S ADJ1	PH"S ADJ2	SOLVENTS EXTRACTION	SOLVENTS VOL	SOLVENTS EXCHANGE	SOLVENTS VOL	SPIKE STANDARD/ SURROGATE ID
3/02/10	3/10/10	A0B180429-001 **LVTQQ-1-A4**	D	13	88	SOLID	**10.06g** 80.00mL	NA	NA	NA	HOAC/ACN	20.0		.0	100UL-09GCSV0476
COMMENTS:															
3/02/10	3/10/10	A0B180429-002 **LVTQ1-1-AF**	D	13	88	SOLID	**10.03g** 80.00mL	NA	NA	NA	HOAC/ACN	20.0		.0	100UL-09GCSV0476
COMMENTS:															
3/02/10	3/10/10	A0B180429-003 **LVTQ2-1-AF**	D	13	88	SOLID	**10.02g** 80.00mL	NA	NA	NA	HOAC/ACN	20.0		.0	100UL-09GCSV0476
COMMENTS:															
3/02/10	3/10/10	A0B180429-004 **LVTQ3-1-AF**	D	13	88	SOLID	**10.01g** 80.00mL	NA	NA	NA	HOAC/ACN	20.0		.0	100UL-09GCSV0476
COMMENTS:															
3/03/10	3/10/10	A0B180429-012 **LVTT0-1-A7**	D	13	88	SOLID	**10.02g** 80.00mL	NA	NA	NA	HOAC/ACN	20.0		.0	100UL-09GCSV0476
COMMENTS:															
3/03/10	3/10/10	A0B180429-014 **LVTT9-1-A4**	D	13	88	SOLID	**10.06g** 80.00mL	NA	NA	NA	HOAC/ACN	20.0		.0	100UL-09GCSV0476
COMMENTS:															
3/03/10	3/10/10	A0B180429-015 **LVTVA-1-AF**	D	13	88	SOLID	**10.05g** 80.00mL	NA	NA	NA	HOAC/ACN	20.0		.0	100UL-09GCSV0476
COMMENTS:															

RQC058

TestAmerica Laboratories, Inc.
EXTRACTION BENCH WORKSHEET

Run Date: 3/09/10
Time: 12:49:56

QC BATCH: 0056227

PREP DATE: 2/25/10 12:00
COMP DATE: 3/03/10 15:10

EXTR EXPR	ANL DUE	LOT#,MSRUN#/ WORK ORDER	TEST FLGS	EXT	MTH	MATRIX	INIT/FIN WT/VOL	PH"S INIT	PH"S ADJ1	PH"S ADJ2	SOLVENTS EXTRACTION	SOLVENTS VOL	SOLVENTS EXCHANGE	SOLVENTS VOL	SPIKE STANDARD/ SURROGATE ID
3/03/10	3/11/10	A0B180524-001 **LVVFK-1-A8**	D	13	88	SOLID	**10.05g** 80.00mL	NA	NA	NA	HOAC/ACN	20.0		.0	100UL-09GCSV0476
COMMENTS:															
3/03/10	3/11/10	A0B180524-001 **LVVFK-1-CCX**	D	13	88	SOLID	**10.18g** 80.00mL	NA	NA	NA	HOAC/ACN	20.0		.0	100UL-09GCSV0476
COMMENTS:	DUPLICATED														
3/03/10	3/11/10	A0B180524-001 **LVVFK-1-CDX**	D	13	88	SOLID	**10.18g** 80.00mL	NA	NA	NA	HOAC/ACN	20.0		.0	100UL-09GCSV0476
COMMENTS:	TRIPICATED														
3/03/10	3/11/10	A0B180524-004 **LVVF1-1-AK**	D	13	88	SOLID	**10.26g** 80.00mL	NA	NA	NA	HOAC/ACN	20.0		.0	100UL-09GCSV0476
COMMENTS:															
3/03/10	3/11/10	A0B180524-005 **LVVF6-1-AK**	D	13	88	SOLID	**10.14g** 80.00mL	NA	NA	NA	HOAC/ACN	20.0		.0	100UL-09GCSV0476
COMMENTS:															
3/04/10	3/12/10	A0B190524-001 **LVWW5-1-DQ**	D	13	88	SOLID	**9.99g** 80.00mL	NA	NA	NA	HOAC/ACN	20.0		.0	100UL-09GCSV0476
COMMENTS:															
3/04/10	3/12/10	A0B190524-001 **LVWW5-1-DRS**	D	13	88	SOLID	**9.98g** 80.00mL	NA	NA	NA	HOAC/ACN	20.0		.0	SEE BENCH SHEET 100UL-09GCSV0476
COMMENTS:															
3/04/10	3/12/10	A0B190524-001 **LVWW5-1-DTD**	D	13	88	SOLID	**10.02g** 80.00mL	NA	NA	NA	HOAC/ACN	20.0		.0	SEE BENCH SHEET 100UL-09GCSV0476
COMMENTS:															
3/04/10	3/12/10	A0B190524-002 **LVWW9-1-A8**	D	13	88	SOLID	**10.08g** 80.00mL	NA	NA	NA	HOAC/ACN	20.0		.0	100UL-09GCSV0476
COMMENTS:															
3/04/10	3/12/10	A0B190524-003 **LVWXC-1-AK**	D	13	88	SOLID	**10.10g** 80.00mL	NA	NA	NA	HOAC/ACN	20.0		.0	100UL-09GCSV0476
COMMENTS:															

RQC058

TestAmerica Laboratories, Inc.
EXTRACTION BENCH WORKSHEET

Run Date: 3/09/10
Time: 12:49:56

QC BATCH: 0056227

PREP DATE: 2/25/10 12:00
COMP DATE: 3/03/10 15:10

EXTR EXPR	ANL DUE	LOT#,MSRUN#/ WORK ORDER	TEST FLGS	EXT	MTH	MATRIX	INIT/FIN WT/VOL	PH"S INIT	PH"S ADJ1	PH"S ADJ2	SOLVENTS EXTRACTION	SOLVENTS VOL	SOLVENTS EXCHANGE	SOLVENTS VOL	SPIKE STANDARD/ SURROGATE ID
3/04/10	3/12/10	A0B190524-004 **LVWXF-1-A5**	D	13	88	SOLID	**10.16g** 80.00mL	NA	NA	NA	HOAC/ACN	20.0		.0	100UL-09GCSV0476
COMMENTS:															
3/04/10	3/12/10	A0B190524-009 **LVWX0-1-A4**	D	13	88	SOLID	**10.06g** 80.00mL	NA	NA	NA	HOAC/ACN	20.0		.0	100UL-09GCSV0476
COMMENTS:															
3/04/10	3/12/10	A0B190524-010 **LVWX1-1-A8**	D	13	88	SOLID	**10.05g** 80.00mL	NA	NA	NA	HOAC/ACN	20.0		.0	100UL-09GCSV0476
COMMENTS:															
3/04/10	3/12/10	A0B190524-013 **LVWX8-1-A8**	D	13	88	SOLID	**10.05g** 80.00mL	NA	NA	NA	HOAC/ACN	20.0		.0	100UL-09GCSV0476
COMMENTS:															
3/03/10	0/00/00	G0B250000-227 **LV3R0-1-AA**B		13	88	SOLID	**10.00g** 80.00mL	NA	NA	NA	HOAC/ACN	20.0		.0	100UL-09GCSV0476
COMMENTS:															
3/03/10	0/00/00	G0B250000-227 **LV3R0-1-AC**C		13	88	SOLID	**10.00g** 80.00mL	NA	NA	NA	HOAC/ACN	20.0		.0	SEE BENCH SHEET 100UL-09GCSV0476
COMMENTS:															

.1% HOAC/ACN 3844-007E; 1.3G/L CACL2 3844-001B;.45 FILTER MILLIPORE R9EN05392
100UL-09GCSV0472; 200UL-09GCSV0481.

R = RUSH C = CLP
E = EPA 600 D = EXP.DEL)
M = CLIENT REQ MS/MSD

NUMBER OF WORK ORDERS IN BATCH: 23

TestAmerica West Sacramento

Incremental Sub-Sampling

Sample ID	Analyst Initials	Date/Time Sample Drying Started	Date/Time Sample Drying Ended	Particle size needed (circle one)	Project Specific Data (Method and Required Sample Mass in Header) Record Final Mass of Each Requested Test: 8330 B, 10 g							
AOB180524-1	TP	2/23/10 11:50	2/25/10 6:00	(Course) Fine	104.40							
AOB180524-04	✓	✓	✓	(Course) Fine	54.18							
AOB180524-05	✓	✓	✓	(Course) Fine	64.40							
AOB190524-01	TP	2/23/10 11:50	2/25/10 6:00	(Course) Fine	144.32							
AOB190524-02	✓	✓	✓	(Course) Fine	58.69							
AOB190524-03	✓	✓	✓	(Course) Fine	61.35							
AOB190524-04	✓	✓	✓	(Course) Fine	82.48							
AOB190524-09	✓	✓	✓	(Course) Fine	71.21							
AOB190524-10	✓	✓	✓	(Course) Fine	74.62							
AOB190524-13	✓	✓	✓	(Course) Fine	64.15							
				Course Fine								
				Course Fine								
				Course Fine								
				Course Fine								
				Course Fine								
				Course Fine								
				Course Fine								
				Course Fine								
				Course Fine								
				Course Fine								
				Course Fine								
				Course Fine								
				Course Fine								
				Course Fine								
				Course Fine								
				Course Fine								
				Course Fine								
				Course Fine								
				Course Fine								

particle size:
Course=10 mesh (2mm)
Fine = 30 mesh (600um)

TestAmerica

THE LEADER IN ENVIRONMENTAL TESTING

Preparation Data Review Checklist

Prep Batch(es): 0056227 Test: 8330B-S

Prep Date: 2/25/10 Holding Times: 3/2/10 NCM: Y (N)

A. Spike Witness/Batch setup	Spike Witness	Reviewer
1. Holding times checked? NCMs filed as appropriate		
2. QAS checked for QC instructions (LCS, LCSD, MS,MSD, etc)		
3. Amount of samples in hood match amount of samples on bench sheet. Sample IDS match.		NA
4. Worksheets have been checked for required spiking compounds		
5. Spiking volumes are correctly documented		
6. Std ID numbers on spike labels match numbers on bench sheet		NA
7. Expiration dates have been checked		
8. Calibration expiration dates on pipettors have been checked		NA
9. Spiker and spike witness have signed and dated bench sheet		
B. Weights and Volumes		
1. Recorded weights are in anticipated range	NA	
2. Balance upload or raw data for weights is included	NA	
3. Weights and volumes have been transcribed correctly to LIMS.	NA	
4. Weights are not targeted to meet exact weights.	NA	
5. Each weight or volume measurement is a unique record (no dittos or line downs)	NA	
C. Standards and Reagents		
1. Lot numbers for all reagents, including clean up stages, are recorded.	NA	
2. Are dates and analysts for cleanups recorded?	NA	
3. Are correct IDs used for standards? Are expiration dates to day/month/year, when listed?	NA	
D. Documentation		
1. Are all nonconformances documented appropriately?	NA	
2. QuantIMs entry correct, including dates and times.	NA	
3. Are all fields completed?	NA	

Spike witness: HD Date: 2-25-10

2nd Level Reviewer: [signature] Date: 3/3/10

Comments:

TestAmerica
THE LEADER IN ENVIRONMENTAL TESTING

TestAmerica West Sacramento

GC/HPLC Data Review Checklist

Lot ID: A0B180429 **Test:** 8330-S **PM:** MJL

Prep Batch(es) 0056227 **Due Date:** 3/10/10 **NCM:** Y (N)

A. Calibration/Instrument Performance	Analyst	Reviewer	N/A
1. ICAL or ICAL Summary and CCV included.	✓	✓	
2. ICAL, CCV Criteria met.	✓	✓	
3. Multiple-eluters (TPH-D, 8081A, 8082) ICAL/CCVs appropriate and within criteria	✓	✓	
4. CCVs every 10 samples/12 hours, all samples bracketed front and back.	✓	✓	
5. PEM frequency and criteria met.			✓
6. Peaks correctly ID'd by data system.	✓	✓	
7. Method Number is identified on data.	✓	✓	
B. QA/QC			
1. Method blank, LCS/LCSD and MS/SD frequencies met.	✓	✓	
2. LCS/LCSD and MB data is included.	✓	✓	
3. LCS/LCSD and MB data are within control limits. If not, NCM is present in Clouseau.	✓	✓	
4. MS/MSD data complete.	✓	✓	
5. Holding Times were met.	✓	✓	
C. Sample Analysis			
1. Logbook copies for all injections made, including ICV standards and ICAL.	✓	✓	
2. Logbooks/prep sheets properly filled out.	✓	✓	
3. Manual Integrations reviewed and appropriate.			✓
4. All raw data for samples is included (applies to unused data as well)	✓	✓	
5. All analytes correctly reported.	✓	✓	
6. Correct reporting limits used. (based on client request, prep factors, and dilutions)	✓	✓	
D. Documentation			
1. Are all nonconformances documented appropriately?	✓	✓	
2. Quantims entry correct, including dates and times.	✓	✓	
3. Appropriate footnotes used.	✓	✓	
4. Report sheets included and error-free.	✓	✓	

Analyst: _____ Date: 3/9/10

2nd Level Reviewer: _____ Date: 3/10/2010

Comments:

SOLID, 8330M, Nitroguanidine

Raw Data Package

Run/Batch Data

Includes (as applicable):

runlogs

initial/continuing calibration standards

interference/performance check standards

initial/continuing calibration blanks

method blanks

lcs

ms/sd

sample raw data

ms tune data

CalcList: C:\STAR\Sample List\NQ-03.03.2010.PCL

Created: Wed Mar 03 13:02:52 2010
Modified: Wed Mar 03 22:58:11 2010

37

No analysis 3-3-10

WS-LC-0010

Line	Sample Type	Sample Name	Data E
1	Verification	Primer WS-LC-0010	3-3-2010=13;12;56-nq-primer ws-lc-0010.
2	Verification	Primer WS-LC-0010	3-3-2010=13;28;55-nq-primer ws-lc-0010.
3	Verification	09GCSV0431	3-3-2010=13;44;58-nq-09gcsv0431.
4	Analysis	G0C010000-207 MB	3-3-2010=14;00;57-nq-g0c010000-207 mb.
5	Analysis	G0C010000-207 LCS	3-3-2010=14;16;56-nq-g0c010000-207 lcs.
6	Analysis	A0B250493-2	3-3-2010=14;32;55-nq-a0b250493-2.
7	Analysis	A0B250493-2MS	3-3-2010=14;48;54-nq-a0b250493-2ms.
8	Analysis	A0B250493-2SD	3-3-2010=15;04;52-nq-a0b250493-2sd.
9	Analysis	G0C020000-232 MB	3-3-2010=15;20;51-nq-g0c020000-232 mb.
10	Analysis	G0C020000-232 LCS	3-3-2010=15;36;50-nq-g0c020000-232 lcs
11	Analysis	A0B260449-1	3-3-2010=15;52;50-nq-a0b260449-1
12	Analysis	A0B260449-1MS	3-3-2010=16;08;48-nq-a0b260449-1ms
13	Analysis	A0B260449-1SD	3-3-2010=16;24;47-nq-a0b260449-1sd
14	Analysis	A0B230467-1	3-3-2010=16;40;51-nq-a0b230467-1
15	Analysis	A0B240490-3	3-3-2010=16;56;54-nq-a0b240490-3
16	Analysis	A0B240490-4	3-3-2010=17;12;56-nq-a0b240490-4
17	Analysis	A0B240490-16	3-3-2010=17;28;52-nq-a0b240490-16
18	Verification	09GCSV043[illegible]	3-3-2010=17;44;54-nq-09gcsv0430
19	Analysis	G0B250000-283 MB	3-3-2010=18;00;56-nq-g0b250000-283 mb
20	Analysis	G0B250000-283 LCS	3-3-2010=18;16;53-nq-g0b250000-283 lcs
21	Analysis	A0B160474-4	3-3-2010=18;32;50-nq-a0b160474-4
22	Analysis	A0B160474-4MS	3-3-2010=18;48;51-nq-a0b160474-4ms
23	Analysis	A0B160474-4SD	3-3-2010=19;04;48-nq-a0b160474-4sd
24	Analysis	A0B160474-5	3-3-2010=19;20;47-nq-a0b160474-5
25	Analysis	A0B180429-4	3-3-2010=19;36;46-nq-a0b180429-4
26	Analysis	A0B180429-12	3-3-2010=19;52;45-nq-a0b180429-12
27	Analysis	A0B180524-1	3-3-2010=20;08;44-nq-a0b180524-1
28	Analysis	A0B180524-4	3-3-2010=20;24;43-nq-a0b180524-4
29	Analysis	A0B180524-5	3-3-2010=20;40;40-nq-a0b180524-5
30	Verification	09GCSV0430	3-3-2010=20;56;40-nq-09gcsv0430
31	Analysis	A0B190524-2	3-3-2010=21;12;42-nq-a0b190524-2
32	Analysis	A0B190524-3	3-3-2010=21;28;41-nq-a0b190524-3
33	Analysis	A0B190524-10	3-3-2010=21;44;40-nq-a0b190524-10
34	Analysis	A0B190524-13	3-3-2010=22;00;40-nq-a0b190524-13

Title : TestAmerica West Sacramento, Nitroguanidine Analysis on FIA
Run File : c:\star\data\03-2010\3-3-2010=17;44;54-nq-09gcsv0430.run
Method File : c:\star\methods\nq_amino_10139_10032009.mth
Sample ID : 09GCSV0430

Injection Date: 3/3/2010 17:44 Calculation Date: 3/3/2010 17:53

Operator : KM
Workstation:
Instrument : Varian Star #1
Channel : 16 = 263 nm

Detector Type: 9065
Bus Address : 4
Sample Rate : 2.71 Hz
Run Time : 7.993 min

** Star Chromatography Workstation Version 5.52 ** 00123-5E00-E5E-03F9 **

Chart Speed = 2.00 cm/min Attenuation = 20 Zero Offset = 15%
Start Time = 0.000 min End Time = 6.000 min Min / Tick = 1.00

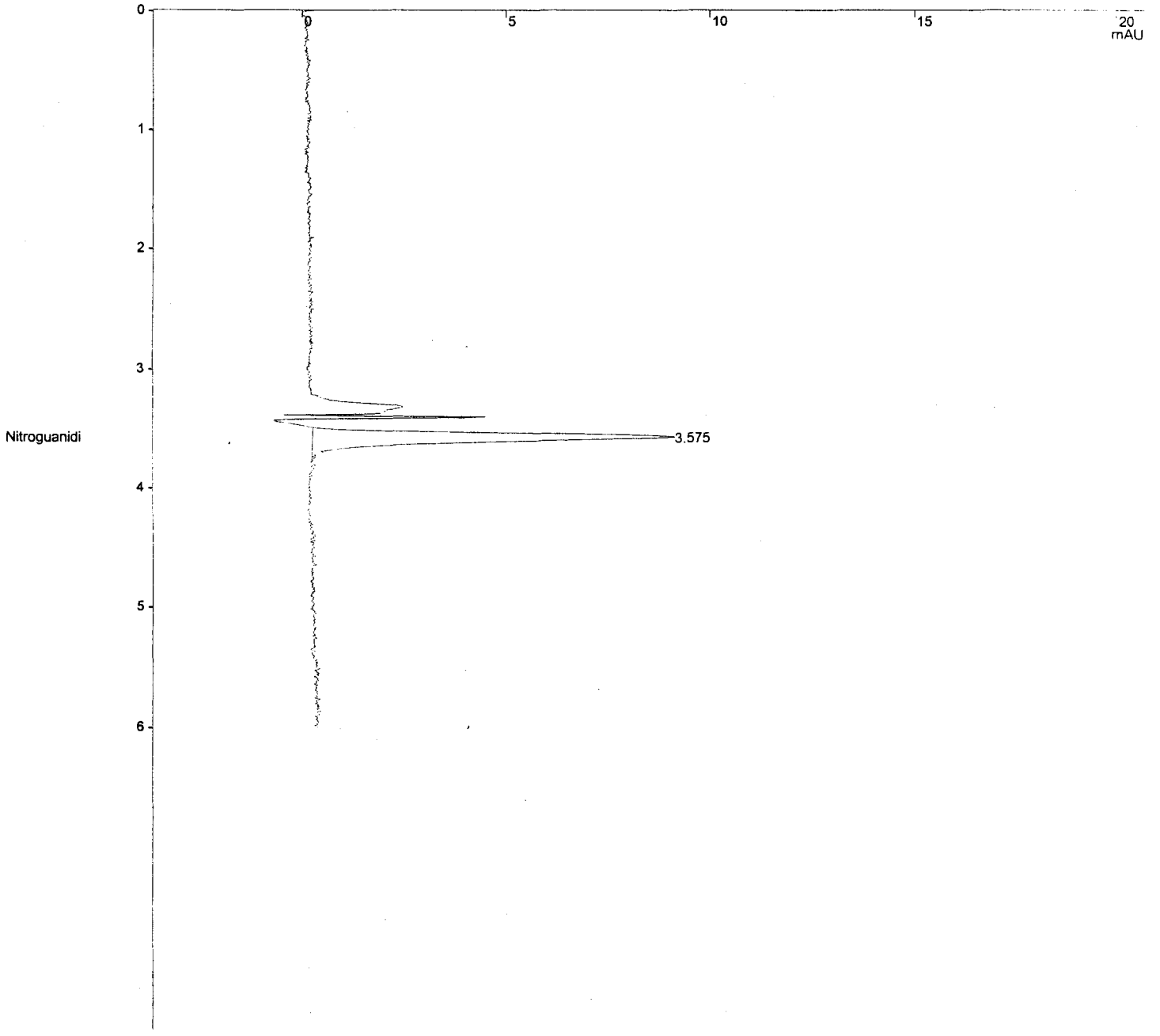

Verification Report

Title : TestAmerica West Sacramento, Nitroguanidine Analysis on PDA
Run File : c:\star\data\03-2010\3-3-2010=17;44;54-nq-09gcsv0430.run
Method File : c:\star\methods\nq_amino_10139_10032009.mth
Sample ID : 09GCSV0430

Injection Date: 3/3/2010 17:44 Calculation Date: 3/3/2010 17:53

Operator : KM
Workstation:
Instrument : Varian Star #1
Channel : 16 = 263 nm
Detector Type: 9065
Bus Address : 4
Sample Rate : 2.71 Hz
Run Time : 7.993 min

** Star Chromatography Workstation Version 5.52 ** 00123-5E00-E5E-03F9 **

Run Mode : Verification
Peak Measurement: Peak Height
Calculation Type: External Standard
Level : 4
Tolerance : 15.0%

Peak No.	Peak Name	Expected Result (ppb)	Calculated Result (ppb)	Dev. %	Ret. Time (min)	Time Offset (min)	Height (counts)	Status Codes
1	Nitroguanidi	200.0000	191.2280	4.4	3.575	-0.017	1161	
	Totals:		191.2280			-0.017	1161	

Total Unidentified Counts : 0 counts

Detected Peaks: 1 Rejected Peaks: 0 Identified Peaks: 1

Multiplier: 1 Divisor: 1 Unidentified Peak Factor: 0

Baseline Offset: 313 microAU

Noise (used): 137 microAU - monitored before this run

Vial: 14 Injection Number: 1 Full Loop Volume: 50 ul

****
Notes
****

TestAmerica West Sacramento, SAC-LC-0010, Nitroguanidine Analysis on PDA
, absorbance at 263nm.

O2N-NH-C(=NH)-NH2

Primary column = Phenomenex Luna Amino s/n=411655-2, 250x4.6mm, 5um, ins
talled 01/18/08 with Security NH2 Guard.
Column Temperature = 15 degrees C.
Injection volume = 50 uL.

New Syringe Valve 1/10/2008
Solvent Program updated 1/10/2008; Isocratic at 90:10 Water:Acetonitrile
and wash with 100% AcCN.
New column installed 11/21/2008; Phenomenex Luna Amino s/n=453648-5, 250
x4.6mm, 5 um.
New Calibration Curve run on 11/21/2008 using standards 08GCSV0336-341.
New Lamp installed 1/29/2009.
New Calibration Curve run on 1/29/2009 using standards 08GCSV336-241.
New Column installed ZORBAX NH2 s/n=UST0010139 4.6 x 250 mm, 5um
New Calibration Curve rn on 10/3/2009 using standards 09GCSC0108-0114 an
d 09GCSV0380 (ICV).

Original Notes:

NQ STD 200 ng/mL
****

Title : TestAmerica West Sacramento, Nitroguanidine Analysis by EPA
Run File : c:\star\data\03-2010\3-3-2010=18;00;56-nq-g0b250000-283 mb.run
Method File : c:\star\methods\nq_amino_10139_10032009.mth
Sample ID : G0B250000-283 MB

Injection Date: 3/3/2010 18:00 Calculation Date: 3/3/2010 18:09

Operator : KM
Workstation:
Instrument : Varian Star #1
Channel : 16 = 263 nm

Detector Type: 9065
Bus Address : 4
Sample Rate : 2.71 Hz
Run Time : 7.993 min

** Star Chromatography Workstation Version 5.52 ** 00123-5E00-E5E-03F9 **

Chart Speed = 2.00 cm/min Attenuation = 20 Zero Offset = 15%
Start Time = 0.000 min End Time = 6.000 min Min / Tick = 1.00

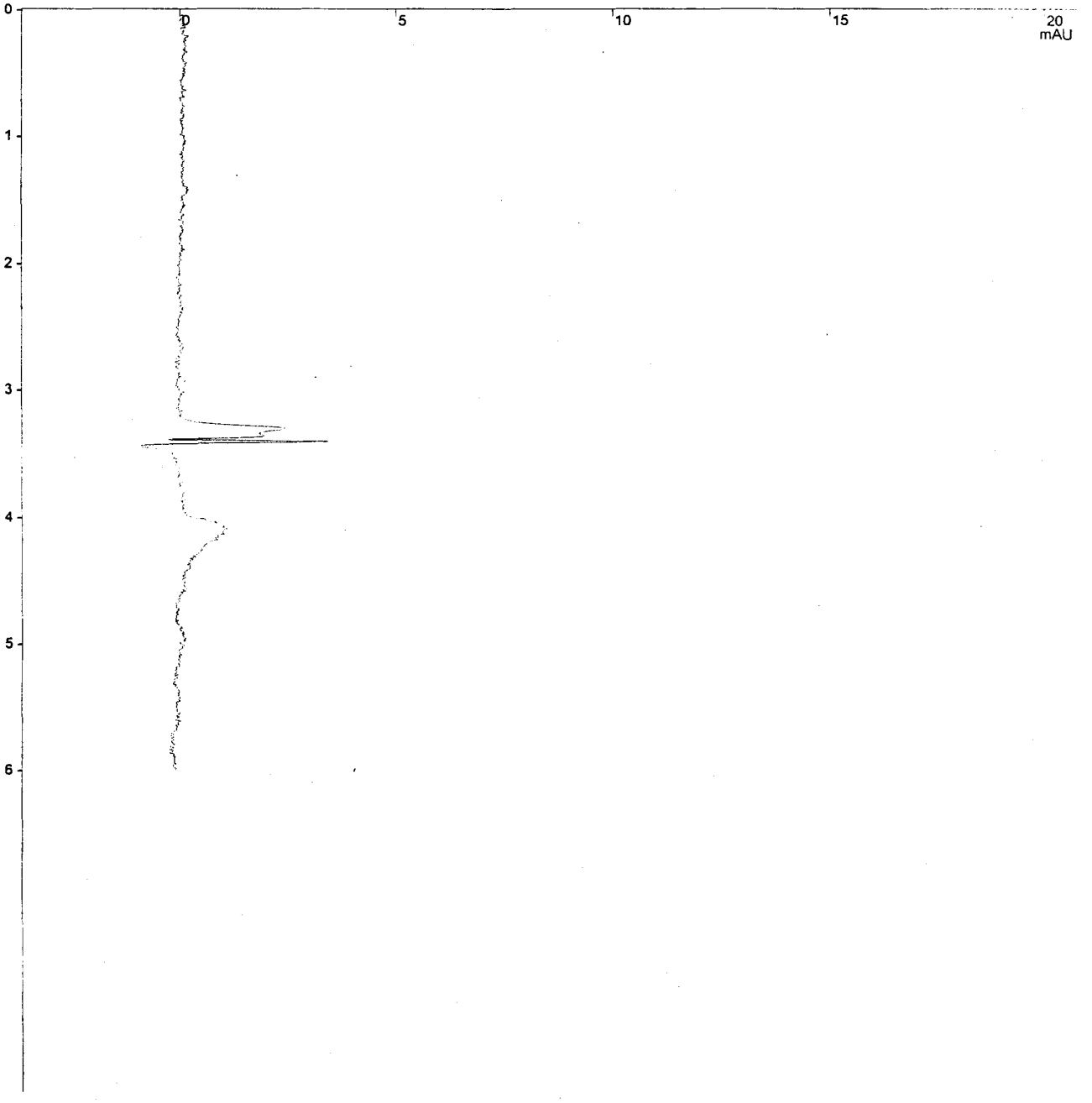

Title : TestAmerica West Sacramento, Nitroguanidine Analysis on PDA
Run File : c:\star\data\03-2010\3-3-2010=18;00;56-nq-g0b250000-283 mb.run
Method File : c:\star\methods\nq_amino_10139_10032009.mth
Sample ID : G0B250000-283 MB

Injection Date: 3/3/2010 18:00 Calculation Date: 3/3/2010 18:09

Operator : KM
Workstation:
Instrument : Varian Star #1
Channel : 16 = 263 nm

Detector Type: 9065
Bus Address : 4
Sample Rate : 2.71 Hz
Run Time : 7.993 min

** Star Chromatography Workstation Version 5.52 ** 00123-5E00-E5E-03F9 **

Run Mode : Analysis
Peak Measurement: Peak Height
Calculation Type: External Standard

Peak No.	Peak Name	Result ✓ (ppb)	Ret. Time (min)	Time Offset (min)	Height (counts)	Sep. Code	Width 1/2 (sec)	Status Codes
Totals:		0.0000		0.000	0			

Total Unidentified Counts : 0 counts

Detected Peaks: 0 Rejected Peaks: 0 Identified Peaks: 0

Multiplier: 10 Divisor: 2 Unidentified Peak Factor: 0

Baseline Offset: 61 microAU

Noise (used): 167 microAU - monitored before this run

Vial: 63 Injection Number: 1 Full Loop Volume: 50 ul

****
Notes
****

TestAmerica West Sacramento, SAC-LC-0010, Nitroguanidine Analysis on PDA
, absorbance at 263nm.

O2N-NH-C(=NH)-NH2

Primary column = Phenomenex Luna Amino s/n=411655-2, 250x4.6mm, 5um, ins
talled 01/18/08 with Security NH2 Guard.
Column Temperature = 15 degrees C.
Injection volume = 50 uL.

New Syringe Valve 1/10/2008
Solvent Program updated 1/10/2008; Isocratic at 90:10 Water:Acetonitrile
and wash with 100% AcCN.
New column installed 11/21/2008; Phenomenex Luna Amino s/n=453648-5, 250
x4.6mm, 5 um.
New Calibration Curve run on 11/21/2008 using standards 08GCSV0336-341.
New Lamp installed 1/29/2009.
New Calibration Curve run on 1/29/2009 using standards 08GCSV336-241.
New Column installed ZORBAX NH2 s/n=UST00I0139 4.6 x 250 mm, 5um
New Calibration Curve rn on 10/3/2009 using standards 09GCSC0108-0114 an
d 09GCSV0380 (ICV).

Data Handling: No peaks

Original Notes:

0056283 MB, 2G/10ML
****

Title : TestAmerica West Sacramento, Nitroguanidine Analysis on PDA
Run File : c:\star\data\03-2010\3-3-2010=18;16;53-nq-g0b250000-283 lcs.run
Method File : c:\star\methods\nq_amino_10139_10032009.mth
Sample ID : G0B250000-283 LCS

Injection Date: 3/3/2010 18:16 Calculation Date: 3/3/2010 18:25

Operator : KM
Workstation:
Instrument : Varian Star #1
Channel : 16 = 263 nm

Detector Type: 9065
Bus Address : 4
Sample Rate : 2.71 Hz
Run Time : 7.999 min

** Star Chromatography Workstation Version 5.52 ** 00123-5E00-E5E-03F9 **

Chart Speed = 2.00 cm/min Attenuation = 20 Zero Offset = 15%
Start Time = 0.000 min End Time = 6.000 min Min / Tick = 1.00

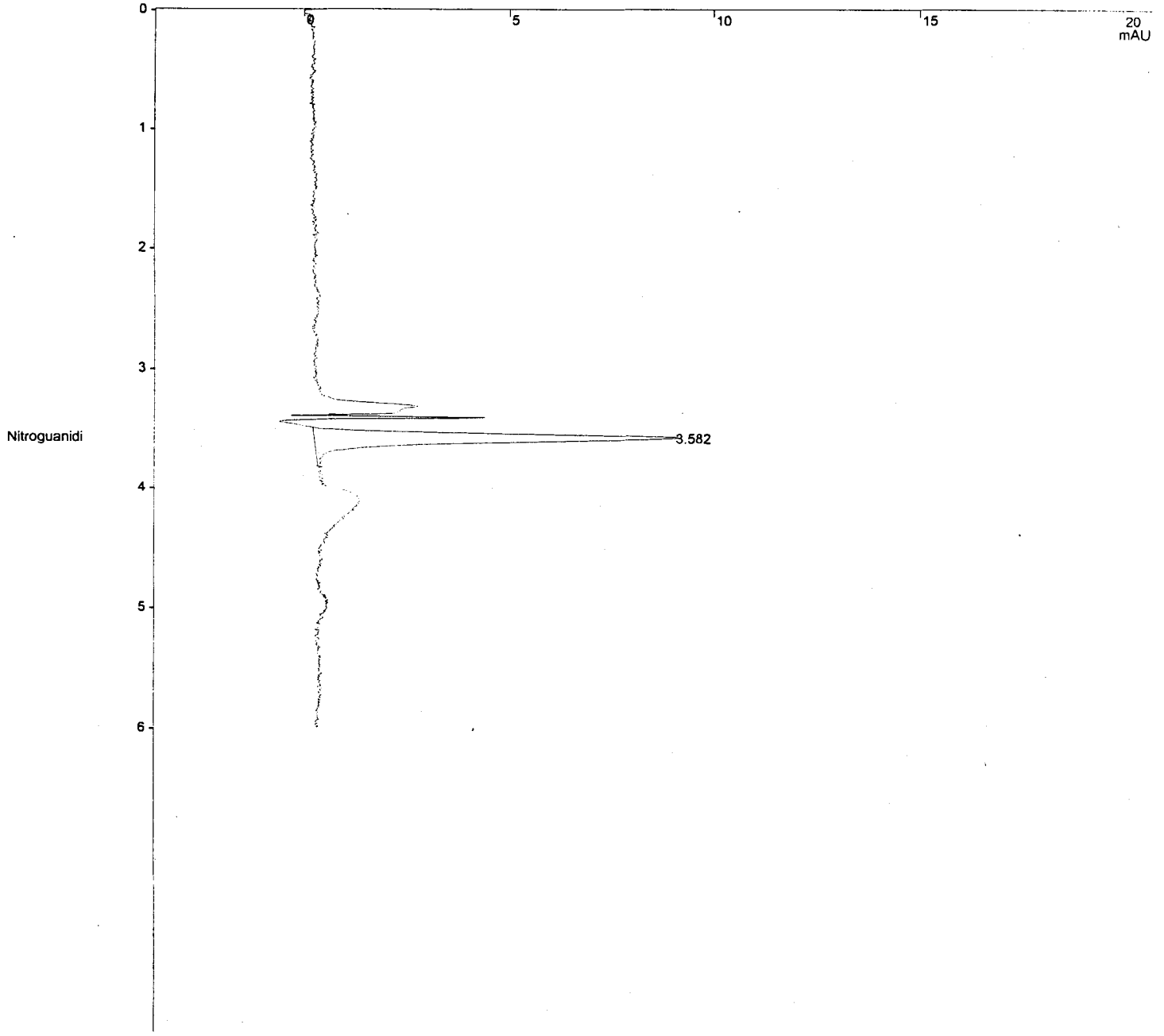

Title : TestAmerica West Sacramento, Nitroguanidine Analysis on PDA
Run File : c:\star\data\03-2010\3-3-2010=18;16;53-nq-g0b250000-283 lcs.run
Method File : c:\star\methods\nq_amino_10139_10032009.mth
Sample ID : G0B250000-283 LCS

Injection Date: 3/3/2010 18:16 Calculation Date: 3/3/2010 18:25

Operator : KM
Workstation:
Instrument : Varian Star #1
Channel : 16 = 263 nm

Detector Type: 9065
Bus Address : 4
Sample Rate : 2.71 Hz
Run Time : 7.999 min

** Star Chromatography Workstation Version 5.52 ** 00123-5E00-E5E-03F9 **

Run Mode : Analysis
Peak Measurement: Peak Height
Calculation Type: External Standard

Peak No.	Peak Name	Result (ppb)	Ret. Time (min)	Time Offset (min)	Height (counts)	Sep. Code	Width 1/2 (sec)	Status Codes
1	Nitroguanidi	948.5223	3.582	-0.010	1152	BB	4.7	
	Totals:	948.5223		-0.010	1152			

Total Unidentified Counts : 0 counts

Detected Peaks: 1 Rejected Peaks: 0 Identified Peaks: 1

Multiplier: 10 Divisor: 2 Unidentified Peak Factor: 0

Baseline Offset: 259 microAU

Noise (used): 205 microAU - monitored before this run

Vial: 65 Injection Number: 1 Full Loop Volume: 50 ul

****
Notes
****

TestAmerica West Sacramento, SAC-LC-0010, Nitroguanidine Analysis on PDA
, absorbance at 263nm.

O2N-NH-C(=NH)-NH2

Primary column = Phenomenex Luna Amino s/n=411655-2, 250x4.6mm, 5um, ins
talled 01/18/08 with Security NH2 Guard.
Column Temperature = 15 degrees C.
Injection volume = 50 uL.

New Syringe Valve 1/10/2008
Solvent Program updated 1/10/2008; Isocratic at 90:10 Water:Acetonitrile
and wash with 100% AcCN.
New column installed 11/21/2008; Phenomenex Luna Amino s/n=453648-5, 250
x4.6mm, 5 um.
New Calibration Curve run on 11/21/2008 using standards 08GCSV0336-341.
New Lamp installed 1/29/2009.
New Calibration Curve run on 1/29/2009 using standards 08GCSV336-241.
New Column installed ZORBAX NH2 s/n=UST0010139 4.6 x 250 mm, 5um
New Calibration Curve rn on 10/3/2009 using standards 09GCSC0108-0114 an
d 09GCSV0380 (ICV).

Original Notes:

0056283 LCS, 2G/10ML
****

Title : TestAmerica West Sacramento, Nitroguanidine Analysis on PDA
Run File : c:\star\data\03-2010\3-3-2010=19;36;46-nq-a0b180429-4.run
Method File : c:\star\methods\nq_amino_10139_10032009.mth
Sample ID : A0B180429-4

Injection Date: 3/3/2010 19:36 Calculation Date: 3/3/2010 19:44

Operator : KM
Workstation:
Instrument : Varian Star #1
Channel : 16 = 263 nm

Detector Type: 9065
Bus Address : 4
Sample Rate : 2.71 Hz
Run Time : 7.993 min

** Star Chromatography Workstation Version 5.52 ** 00123-5E00-E5E-03F9 **

Chart Speed = 2.00 cm/min Attenuation = 20 Zero Offset = 15%
Start Time = 0.000 min End Time = 6.000 min Min / Tick = 1.00

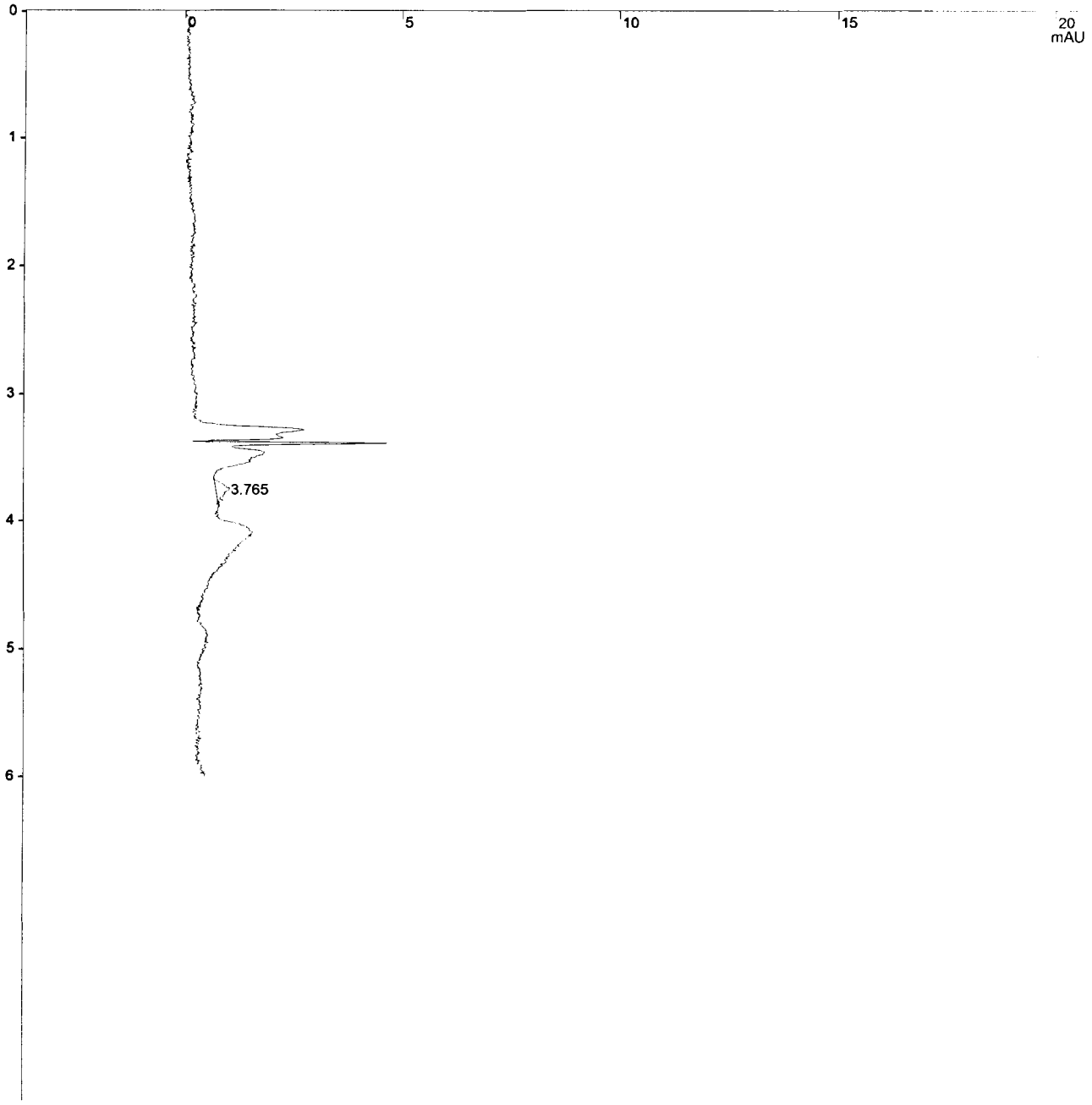

Title : TestAmerica West Sacramento, Nitroguanidine Analysis on PDA
Run File : c:\star\data\03-2010\3-3-2010=19;36;46-nq-a0b180429-4.run
Method File : c:\star\methods\nq_amino_10139_10032009.mth
Sample ID : A0B180429-4

Injection Date: 3/3/2010 19:36 Calculation Date: 3/3/2010 19:44

Operator : KM
Workstation:
Instrument : Varian Star #1
Channel : 16 = 263 nm
Detector Type: 9065
Bus Address : 4
Sample Rate : 2.71 Hz
Run Time : 7.993 min

** Star Chromatography Workstation Version 5.52 ** 00123-5E00-E5E-03F9 **

Run Mode : Analysis
Peak Measurement: Peak Height
Calculation Type: External Standard

Peak No.	Peak Name	Result (ppb)	Ret. Time (min)	Time Offset (min)	Height (counts)	Sep. Code	Width 1/2 (sec)	Status Codes
1		0.0000	3.765	0.000	41	BB	6.7	
	Totals:	0.0000		0.000	41			

Total Unidentified Counts : 41 counts

Detected Peaks: 1 Rejected Peaks: 0 Identified Peaks: 0

Multiplier: 10 Divisor: 2.01 Unidentified Peak Factor: 0

Baseline Offset: 84 microAU

Noise (used): 183 microAU - monitored before this run

Vial: 75 Injection Number: 1 Full Loop Volume: 50 ul

****
Notes
****

TestAmerica West Sacramento, SAC-LC-0010, Nitroguanidine Analysis on PDA
, absorbance at 263nm.

O2N-NH-C(=NH)-NH2

Primary column = Phenomenex Luna Amino s/n=411655-2, 250x4.6mm, 5um, ins
talled 01/18/08 with Security NH2 Guard.
Column Temperature = 15 degrees C.
Injection volume = 50 uL.

New Syringe Valve 1/10/2008
Solvent Program updated 1/10/2008; Isocratic at 90:10 Water:Acetonitrile
and wash with 100% AcCN.
New column installed 11/21/2008; Phenomenex Luna Amino s/n=453648-5, 250
x4.6mm, 5 um.
New Calibration Curve run on 11/21/2008 using standards 08GCSV0336-341.
New Lamp installed 1/29/2009.
New Calibration Curve run on 1/29/2009 using standards 08GCSV336-241.
New Column installed ZORBAX NH2 s/n=UST0010139 4.6 x 250 mm, 5um
New Calibration Curve rn on 10/3/2009 using standards 09GCSC0108-0114 an
d 09GCSV0380 (ICV).

Original Notes:

LVTQ31CA 2.01G/10ML
****

Title : TestAmerica West Sacramento, Nitroguanidine Analysis on PDA
Run File : c:\star\data\03-2010\3-3-2010=19;52;45-nq-a0b180429-12.run
Method File : c:\star\methods\nq_amino_10139_10032009.mth
Sample ID : A0B180429-12

Injection Date: 3/3/2010 19:52 Calculation Date: 3/3/2010 20:00

Operator : KM
Workstation:
Instrument : Varian Star #1
Channel : 16 = 263 nm
Detector Type: 9065
Bus Address : 4
Sample Rate : 2.71 Hz
Run Time : 7.999 min

** Star Chromatography Workstation Version 5.52 ** 00123-5E00-E5E-03F9 **

Chart Speed = 2.00 cm/min Attenuation = 20 Zero Offset = 15%
Start Time = 0.000 min End Time = 6.000 min Min / Tick = 1.00

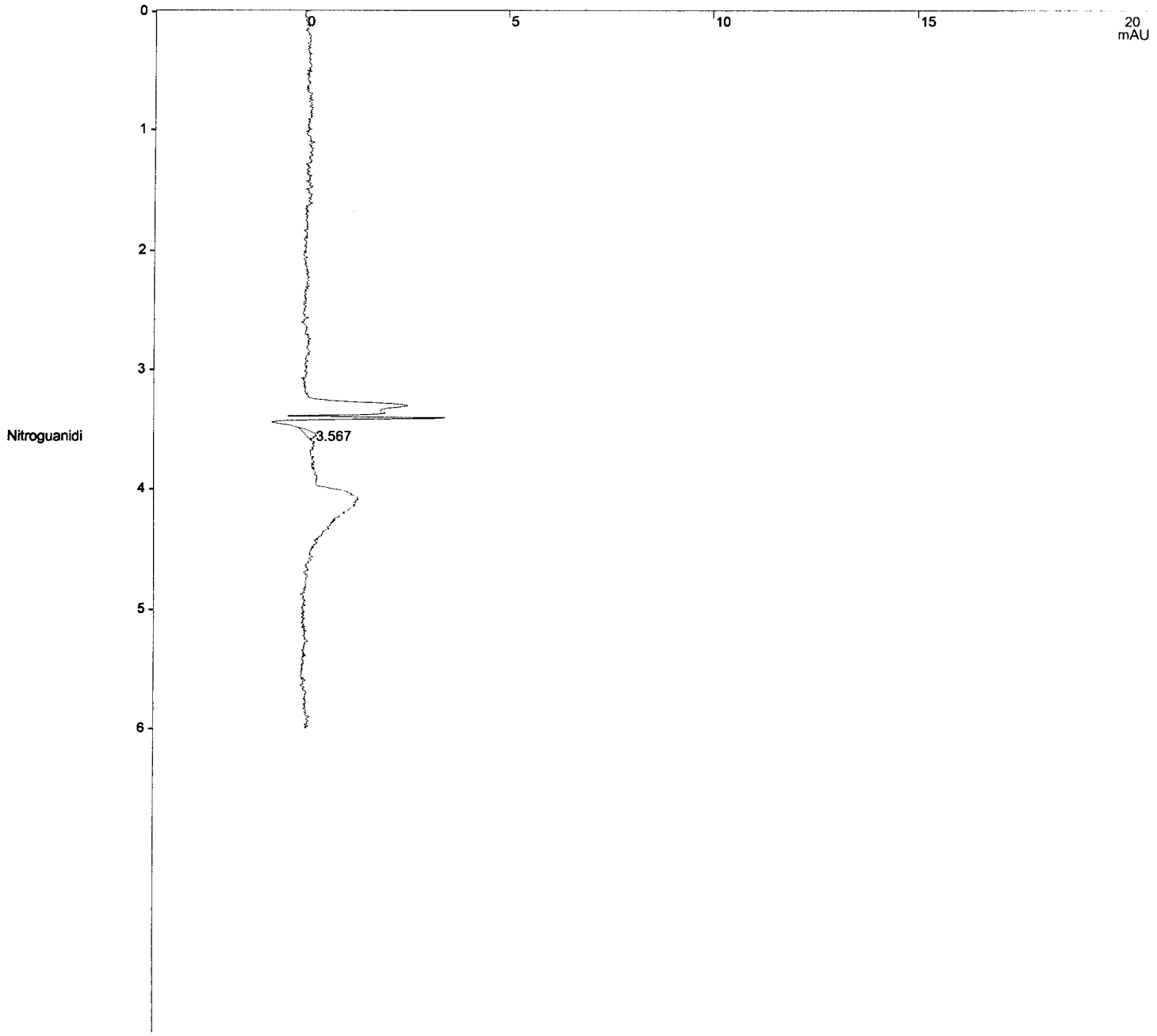

Title : TestAmerica West Sacramento, Nitroguanidine Analysis on PDA
Run File : c:\star\data\03-2010\3-3-2010=19;52;45-nq-a0b180429-12.run
Method File : c:\star\methods\nq_amino_10139_10032009.mth
Sample ID : A0B180429-12

Injection Date: 3/3/2010 19:52 Calculation Date: 3/3/2010 20:00

Operator : KM
Workstation:
Instrument : Varian Star #1
Channel : 16 = 263 nm

Detector Type: 9065
Bus Address : 4
Sample Rate : 2.71 Hz
Run Time : 7.999 min

** Star Chromatography Workstation Version 5.52 ** 00123-5E00-E5E-03F9 **

Run Mode : Analysis
Peak Measurement: Peak Height
Calculation Type: External Standard

Peak No.	Peak Name	Result (ppb)	Ret. Time (min)	Time Offset (min)	Height (counts)	Sep. Code	Width 1/2 (sec)	Status Codes
1	Nitroguanidi	27.4434	3.567	-0.025	33	BB	0.0	
	Totals:	27.4434		-0.025	33			

does not confirm ND
lh 3-10-10

Total Unidentified Counts : 0 counts

Detected Peaks: 1 Rejected Peaks: 0 Identified Peaks: 1

Multiplier: 10 Divisor: 2.01 Unidentified Peak Factor: 0

Baseline Offset: 107 microAU

Noise (used): 183 microAU - monitored before this run

Vial: 77 Injection Number: 1 Full Loop Volume: 50 ul

****
Notes
****

TestAmerica West Sacramento, SAC-LC-0010, Nitroguanidine Analysis on PDA
, absorbance at 263nm.

O2N-NH-C(=NH)-NH2

Primary column = Phenomenex Luna Amino s/n=411655-2, 250x4.6mm, 5um, ins
talled 01/18/08 with Security NH2 Guard.
Column Temperature = 15 degrees C.
Injection volume = 50 uL.

New Syringe Valve 1/10/2008
Solvent Program updated 1/10/2008; Isocratic at 90:10 Water:Acetonitrile
and wash with 100% AcCN.
New column installed 11/21/2008; Phenomenex Luna Amino s/n=453648-5, 250
x4.6mm, 5 um.
New Calibration Curve run on 11/21/2008 using standards 08GCSV0336-341.
New Lamp installed 1/29/2009.
New Calibration Curve run on 1/29/2009 using standards 08GCSV336-241.
New Column installed ZORBAX NH2 s/n=UST0010139 4.6 x 250 mm, 5um
New Calibration Curve rn on 10/3/2009 using standards 09GCSC0108-0114 an
d 09GCSV0380 (ICV).

Original Notes:

LVTTO1A8 2.01G/10ML
****

Title : TestAmerica West Sacramento, Nitroguanidine Analysis on PDA
Run File : c:\star\data\03-2010\3-3-2010=20;56;40-nq-09gcsv0430.run
Method File : c:\star\methods\nq_amino_10139_10032009.mth
Sample ID : 09GCSV0430

Injection Date: 3/3/2010 20:56 Calculation Date: 3/3/2010 21:04

Operator : KM
Workstation:
Instrument : Varian Star #1
Channel : 16 = 263 nm

Detector Type: 9065
Bus Address : 4
Sample Rate : 2.71 Hz
Run Time : 7.993 min

** Star Chromatography Workstation Version 5.52 ** 00123-5E00-E5E-03F9 **

Chart Speed = 2.00 cm/min Attenuation = 20 Zero Offset = 15%
Start Time = 0.000 min End Time = 6.000 min Min / Tick = 1.00

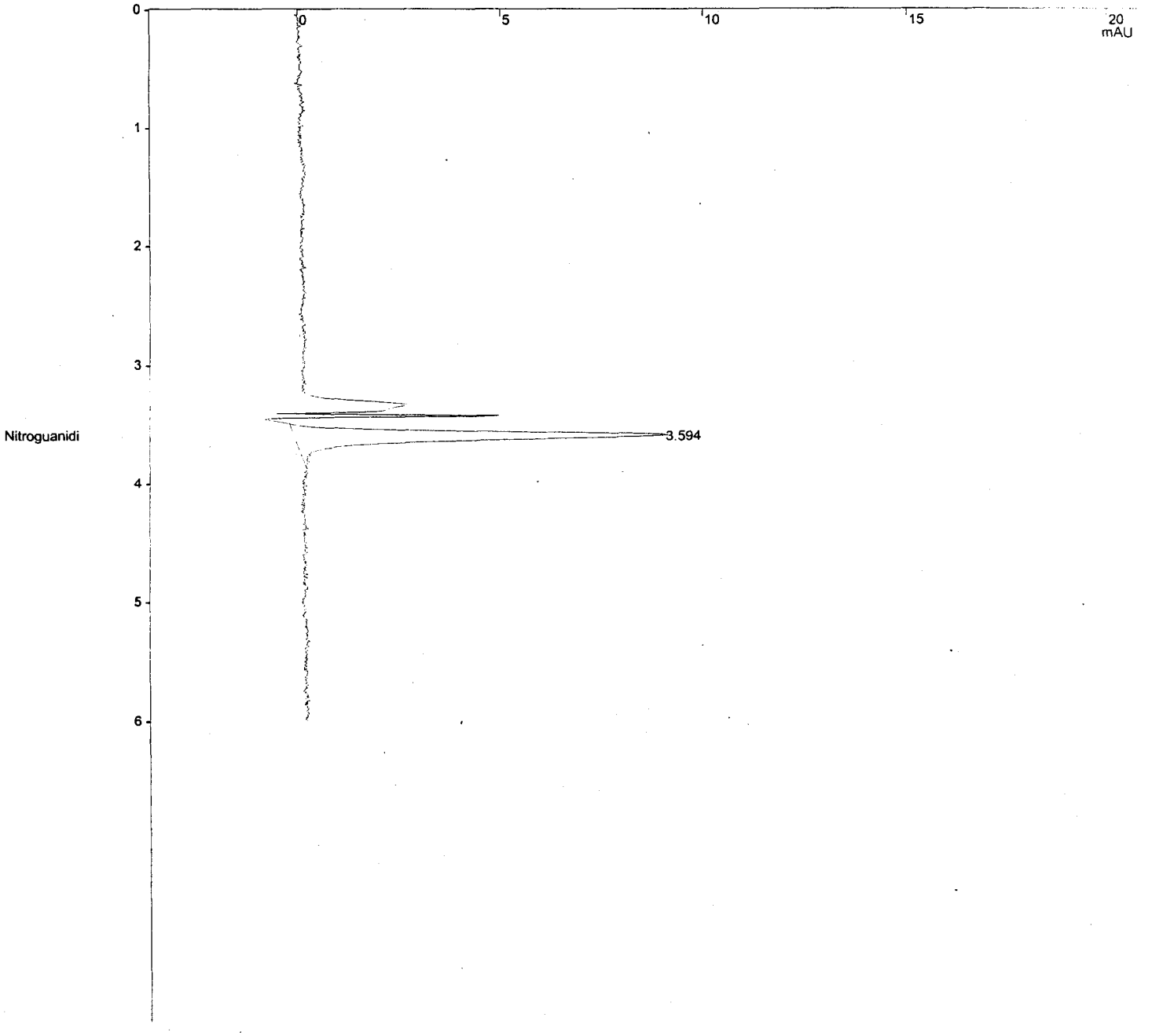

Verification Report

Title : TestAmerica West Sacramento, Nitroguanidine Analysis on PDA
Run File : c:\star\data\03-2010\3-3-2010=20;56;40-nq-09gcsv0430.run
Method File : c:\star\methods\nq_amino_10139_10032009.mth
Sample ID : 09GCSV0430

Injection Date: 3/3/2010 20:56 Calculation Date: 3/3/2010 21:04

Operator : KM
Workstation:
Instrument : Varian Star #1
Channel : 16 = 263 nm
Detector Type: 9065
Bus Address : 4
Sample Rate : 2.71 Hz
Run Time : 7.993 min

** Star Chromatography Workstation Version 5.52 ** 00123-5E00-E5E-03F9 **

Run Mode : Verification
Peak Measurement: Peak Height
Calculation Type: External Standard
Level : 4
Tolerance : 15.0%

Peak No.	Peak Name	Expected Result (ppb)	Calculated Result (ppb)	Dev. %	Ret. Time (min)	Time Offset (min)	Height (counts)	Status Codes
1	Nitroguanidi	200.0000	195.7374	2.1	3.594	0.002	1188	
	Totals:		195.7374			0.002	1188	

Total Unidentified Counts : 0 counts

Detected Peaks: 1 Rejected Peaks: 0 Identified Peaks: 1

Multiplier: 1 Divisor: 1 Unidentified Peak Factor: 0

Baseline Offset: 160 microAU

Noise (used): 175 microAU - monitored before this run

Vial: 14 Injection Number: 1 Full Loop Volume: 50 ul

****
Notes
****

TestAmerica West Sacramento, SAC-LC-0010, Nitroguanidine Analysis on PDA
, absorbance at 263nm.

O2N-NH-C(=NH)-NH2

Primary column = Phenomenex Luna Amino s/n=411655-2, 250x4.6mm, 5um, ins
talled 01/18/08 with Security NH2 Guard.
Column Temperature = 15 degrees C.
Injection volume = 50 uL.

New Syringe Valve 1/10/2008
Solvent Program updated 1/10/2008; Isocratic at 90:10 Water:Acetonitrile
and wash with 100% AcCN.
New column installed 11/21/2008; Phenomenex Luna Amino s/n=453648-5, 250
x4.6mm, 5 um.
New Calibration Curve run on 11/21/2008 using standards 08GCSV0336-341.
New Lamp installed 1/29/2009.
New Calibration Curve run on 1/29/2009 using standards 08GCSV336-241.
New Column installed ZORBAX NH2 s/n=UST0010139 4.6 x 250 mm, 5um
New Calibration Curve rn on 10/3/2009 using standards 09GCSC0108-0114 an
d 09GCSV0380 (ICV).

Original Notes:

NQ STD 200 ng/mL
****

Varian Star Workstation - RecalcList Tue Mar 09 17:22:54 2010

RecalcList: C:\Star\Sample list\NQ-03.08.2010001.RCL

Created: Mon Mar 08 12:18:43 2010
Modified: Tue Mar 09 01:53:14 2010

NQ Confirmation 3-3-10

WS-LC-0010

Line	Sample Type	Sample Name	Data F
1	Verification	Primer WS-LC-0010	3-8-2010=12;20;05-c18-primer ws-lc-0010.
2	Verification	Primer WS-LC-0010	3-8-2010=12;46;19-c18-primer ws-lc-0010.
3	Verification	Primer WS-LC-0010	3-8-2010=13;12;34-c18-primer ws-lc-0010.
4	Verification	Primer WS-LC-0010	3-8-2010=13;38;48-c18-primer ws-lc-0010.
5	Verification	Primer WS-LC-0010	3-8-2010=14;05;01-c18-primer ws-lc-0010.
6	Verification	Primer WS-LC-0010	3-8-2010=14;31;13-c18-primer ws-lc-0010.
7	Verification	Primer WS-LC-0010	3-8-2010=14;57;30-c18-primer ws-lc-0010.
8	Verification	Primer WS-LC-0010	3-8-2010=15;23;46-c18-primer ws-lc-0010.
9	Verification	Primer WS-LC-0010	3-8-2010=15;49;59-c18-primer ws-lc-0010.
10	Verification	primer	3-8-2010=16;16;14-c18-primer.
11	Verification	primer	3-8-2010=16;42;30-c18-primer.
12	Verification	primer	3-8-2010=17;08;48-c18-primer.
13	Verification	primer	3-8-2010=17;35;03-c18-primer.
14	Verification	primer	3-8-2010=18;01;16-c18-primer.
15	Verification	primer	3-8-2010=18;27;32-c18-primer.
16	Verification	primer	3-8-2010=18;53;46-c18-primer.
17	Verification	primer	3-8-2010=19;20;01-c18-primer.
18	Verification	primer	3-8-2010=19;46;14-c18-primer.
19	Verification	09GCSV0431	3-8-2010=20;12;31-c18-09gcsv0431
20	Analysis	G0B250000-283 MB	3-8-2010=20;38;48-c18-g0b250000-283 mb
21	Analysis	A0B160474-4	3-8-2010=21;05;00-c18-a0b160474-4
22	Analysis	A0B160474-5	3-8-2010=21;31;14-c18-a0b160474-5
23	Analysis	A0B180429-12	3-8-2010=21;57;29-c18-a0b180429-12
24	Analysis	A0B180524-1	3-8-2010=22;23;41-c18-a0b180524-1
25	Analysis	A0B180524-4	3-8-2010=22;49;55-c18-a0b180524-4
26	Analysis	A0B180524-5	3-8-2010=23;16;11-c18-a0b180524-5
27	Analysis	A0B190524-2	3-8-2010=23;42;28-c18-a0b190524-2
28	Analysis	A0B190524-3	3-9-2010=00;08;43-c18-a0b190524-3
29	Analysis	A0B190524-13	3-9-2010=00;34;58-c18-a0b190524-13
30	Verification	09GCSV0430	3-9-2010=01;01;14-c18-09gcsv0430
31	Analysis	BLANK	3-9-2010=01;43;03-c18-blank

Title : Nitroguanidine Analysis on PDA @ 263 nm.
Run File : C:\Star\data\03-2010\3-8-2010=20;12;31-c18-09gcsv0431.run
Method File : c:\star\methods\nq_c18_235332-4_08272009.mth
Sample ID : 09GCSV0431

Injection Date: 3/8/2010 20:12 Calculation Date: 3/10/2010 15:31

Operator : KM
Workstation:
Instrument : Varian Star #1
Channel : 16 = 263 nm

Detector Type: 9065
Bus Address : 4
Sample Rate : 2.71 Hz
Run Time : 9.990 min

** Star Chromatography Workstation Version 5.52 ** 00123-5E00-E5E-03F9 **

Chart Speed = 2.00 cm/min Attenuation = 40 Zero Offset = 8%
Start Time = 2.000 min End Time = 8.000 min Min / Tick = 1.00

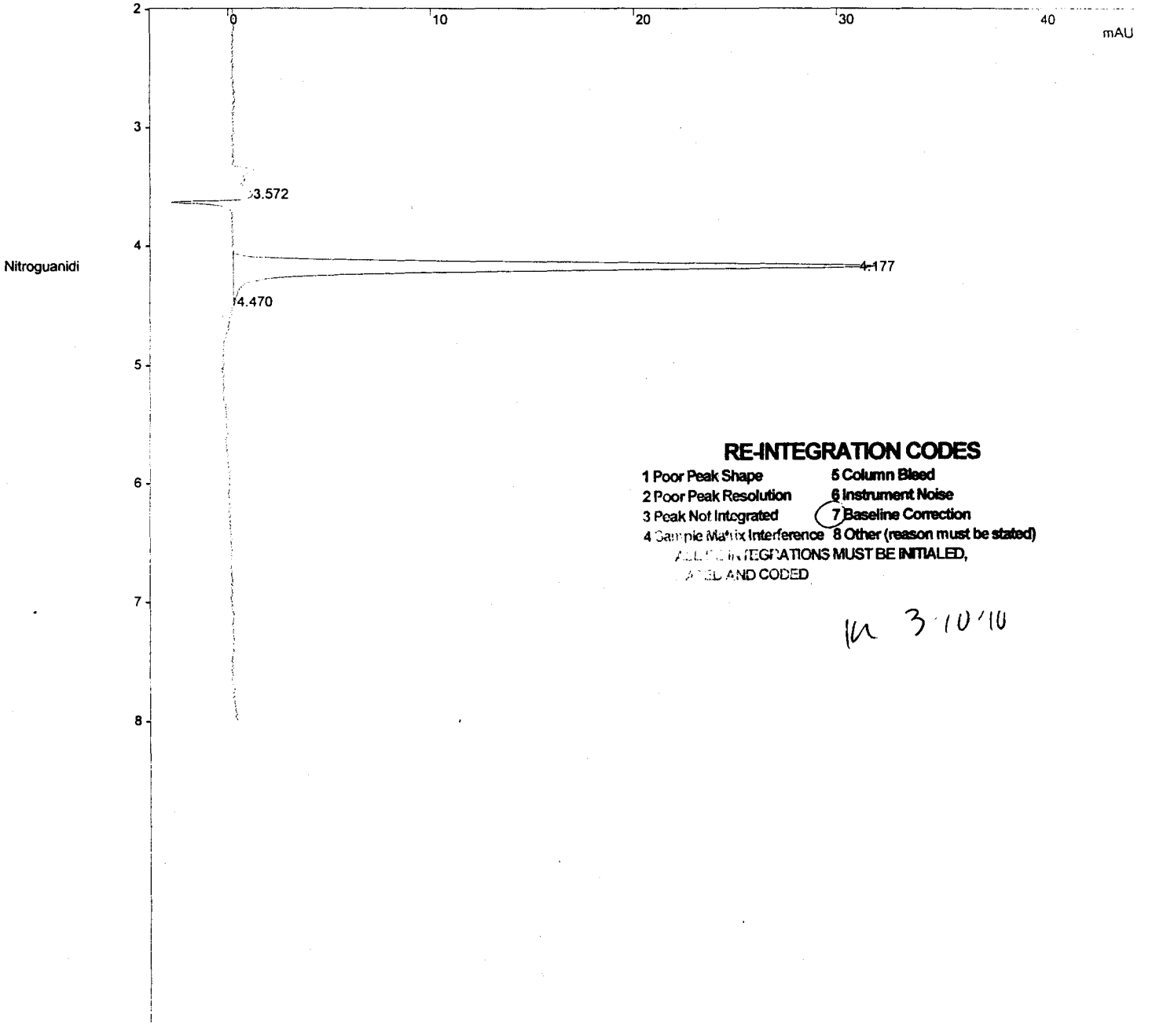

RE-INTEGRATION CODES

1 Poor Peak Shape	5 Column Bleed
2 Poor Peak Resolution	6 Instrument Noise
3 Peak Not Integrated	7 Baseline Correction
4 Sample Matrix Interference	8 Other (reason must be stated)

ALL RE-INTEGRATIONS MUST BE INITIALED, DATED AND CODED

lk 3/10/10

Verification Report

Title : Nitroguanidine Analysis on PDA @ 263 nm.
Run File : C:\Star\data\03-2010\3-8-2010=20;12;31-c18-09gcsv0431.run
Method File : c:\star\methods\nq_c18_235332-4_08272009.mth
Sample ID : 09GCSV0431

Injection Date: 3/8/2010 20:12 Calculation Date: 3/10/2010 15:31

Operator : KM
Workstation:
Instrument : Varian Star #1
Channel : 16 = 263 nm
Detector Type: 9065
Bus Address : 4
Sample Rate : 2.71 Hz
Run Time : 9.990 min

** Star Chromatography Workstation Version 5.52 ** 00123-5E00-E5E-03F9 **

Run Mode : Verification
Peak Measurement: Peak Height
Calculation Type: External Standard
Level : 5
Tolerance : 15.0%

Peak No.	Peak Name	Expected Result (ppb)	Calculated Result (ppb)	Dev. %	Ret. Time (min)	Time Offset (min)	Height (counts)	Status Codes
1		0.0000	0.0000	0.0	3.572	0.000	368	
2	Nitroguanidi	500.0000	556.0521	11.2	4.177	0.018	4162	
3		0.0000	0.0000	0.0	4.470	0.000	13	
	Totals:		556.0521			0.018	4543	

Total Unidentified Counts : 381 counts

Detected Peaks: 3 Rejected Peaks: 0 Identified Peaks: 1

Multiplier: 1 Divisor: 1 Unidentified Peak Factor: 0

Baseline Offset: 69 microAU

Noise (used): 236 microAU - monitored before this run

Vial: 16 Injection Number: 1 Full Loop Volume: 50 ul

****
Notes
****

STL Sacramento, SAC-LC-0010, Nitroguanidine Confirmation on PDA, absorbance at 263nm.

Column = Phenomenex Synergi 4u Hydro-RP 80A, 250 x 4.6 mm, installed 11/9/04
Column Temperature 15 degrees C.
Injection volumn 50 uL.

Program run 90/0/10 to 95/5/0 in 7 minutes then wash with 100% ACN, flow rate 0.80 mL/min.

A= Water
B= Acetonitrile
C= Methanol (12/28/04)
Syringe Valve 1/09/08.
New Lamp 1/17/2008

New Lamp 6/24/2008
New curve using standards 08GCSV0123-128

New curve using standards 08GCSV0334, 336-341, AND 09GCSV0032-ICV on 1/17/2009.

New curve using standards 09GCSV0108-114 and ICV 09GCSV0380 on 8/27/2009
.

RE-INTEGRATION CODES

1 Poor Peak Shape
2 Poor Peak Resolution
3 Peak Not Integrated
4 Sample Matrix Interference
5 Column Bleed
6 Instrument Noise
7 Baseline Correction
8 Other (reason must be stated)

ALL RE-INTEGRATIONS MUST BE INITIALED, DATED AND CODED

lm 3/10/10

Original Notes:

NQ STD 500 ng/mL

Appended Notes:

****

Title : Nitroguanidine Analysis on PDA @ 263 nm.
Run File : c:\star\data\03-2010\3-8-2010=20;12;31-c18-09gcsv0431.run
Method File : c:\star\methods\nq_c18_235332-4_08272009.mth
Sample ID : 09GCSV0431

Injection Date: 3/8/2010 20:12 Calculation Date: 3/9/2010 17:27

Operator : KM
Workstation:
Instrument : Varian Star #1
Channel : 16 = 263 nm

Detector Type: 9065
Bus Address : 4
Sample Rate : 2.71 Hz
Run Time : 9.990 min

** Star Chromatography Workstation Version 5.52 ** 00123-5E00-E5E-03F9 **

Chart Speed = 2.00 cm/min Attenuation = 40 Zero Offset = 8%
Start Time = 2.000 min End Time = 8.000 min Min / Tick = 1.00

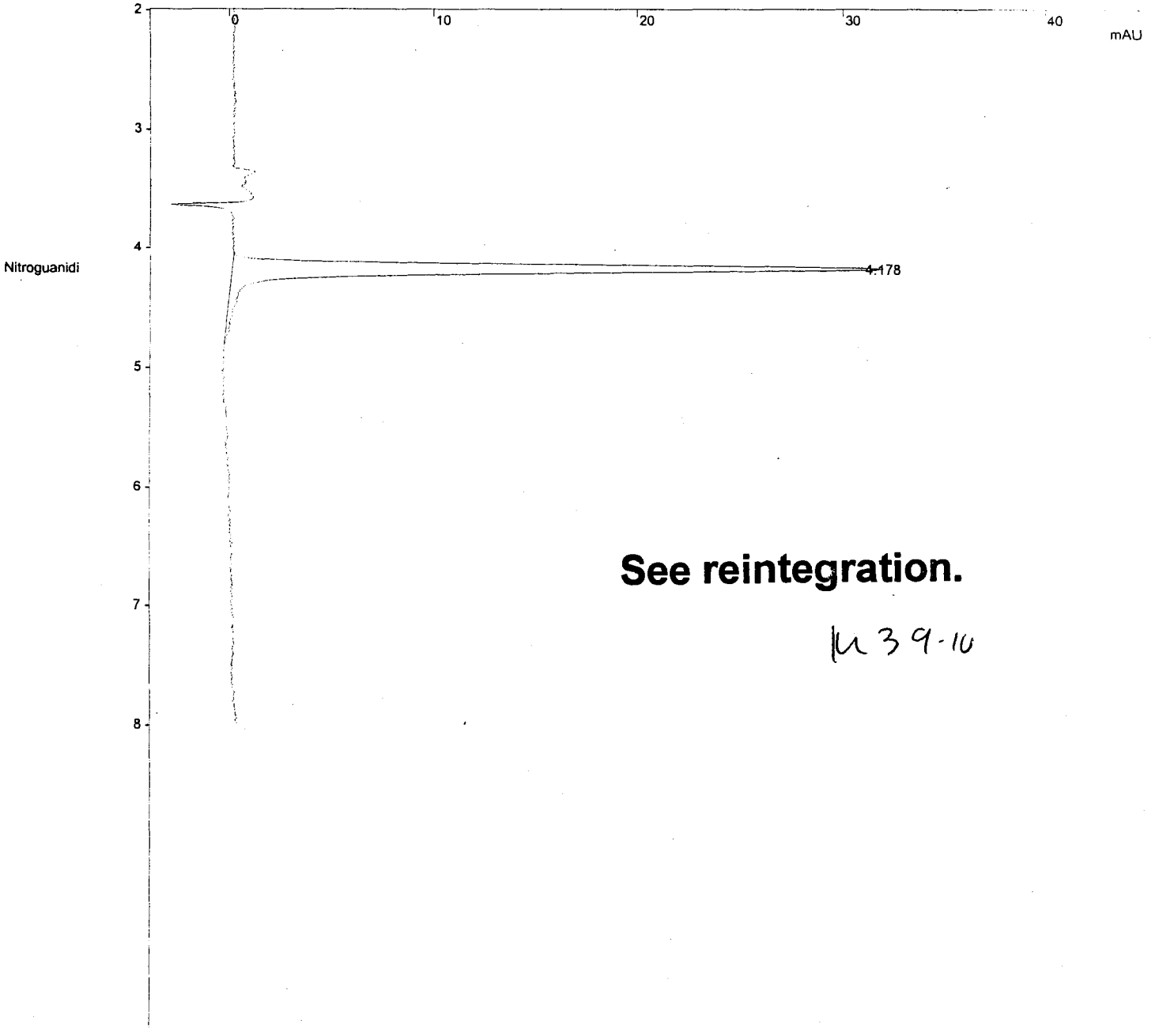

See reintegration.

3-9-10

Verification Report

Title : Nitroguanidine Analysis on PDA @ 263 nm.
Run File : c:\star\data\03-2010\3-8-2010=20;12;31-c18-09gcsv0431.run
Method File : c:\star\methods\nq_c18_235332-4_08272009.mth
Sample ID : 09GCSV0431

Injection Date: 3/8/2010 20:12 Calculation Date: 3/9/2010 17:27

Operator : KM
Workstation:
Instrument : Varian Star #1
Channel : 16 = 263 nm
Detector Type: 9065
Bus Address : 4
Sample Rate : 2.71 Hz
Run Time : 9.990 min

** Star Chromatography Workstation Version 5.52 ** 00123-5E00-E5E-03F9 **

Run Mode : Verification
Peak Measurement: Peak Height
Calculation Type: External Standard
Level : 5
Tolerance : 15.0%

Peak No.	Peak Name	Expected Result (ppb)	Calculated Result (ppb)	Dev.✓ %	Ret. Time (min)	Time Offset (min)	Height (counts)	Status Codes
1	Nitroguanidi	500.0000	549.2469	9.8	4.178	0.128	4111	
	Totals:		549.2469			0.128	4111	

Total Unidentified Counts : 0 counts

Detected Peaks: 1 Rejected Peaks: 0 Identified Peaks: 1

Multiplier: 1 Divisor: 1 Unidentified Peak Factor: 0

Baseline Offset: 69 microAU

Noise (used): 236 microAU - monitored before this run

Vial: 16 Injection Number: 1 Full Loop Volume: 50 ul

****
Notes
****

STL Sacramento, SAC-LC-0010, Nitroguanidine Confirmation on PDA, absorbance at 263nm.

Column = Phenomenex Synergi 4u Hydro-RP 80A, 250 x 4.6 mm, installed 11/9/04
Column Temperature 15 degrees C.
Injection volumn 50 uL.

Program run 90/0/10 to 95/5/0 in 7 minutes then wash with 100% ACN, flow rate 0.80 mL/min.

A= Water
B= Acetonitrile
C= Methanol (12/28/04)
Syringe Valve 1/09/08.
New Lamp 1/17/2008

See reintegration.

KM 3-9-10

New Lamp 6/24/2008
New curve using standards 08GCSV0123-128

New curve using standards 08GCSV0334, 336-341, AND 09GCSV0032-ICV on 1/17/2009.

New curve using standards 09GCSV0108-114 and ICV 09GCSV0380 on 8/27/2009
.

Original Notes:

NQ STD 500 ng/mL

Appended Notes:

****

Title : Nitroguanidine Analysis on PDA @ 263 nm.
Run File : c:\star\data\03-2010\3-8-2010=20;38;48-c18-g0b250000-283 mb.run
Method File : c:\star\methods\nq_c18_235332-4_08272009.mth
Sample ID : G0B250000-283 MB

Injection Date: 3/8/2010 20:38 Calculation Date: 3/9/2010 17:27

Operator : KM
Workstation:
Instrument : Varian Star #1
Channel : 16 = 263 nm

Detector Type: 9065
Bus Address : 4
Sample Rate : 2.71 Hz
Run Time : 9.990 min

** Star Chromatography Workstation Version 5.52 ** 00123-5E00-E5E-03F9 **

Chart Speed = 2.00 cm/min Attenuation = 40 Zero Offset = 8%
Start Time = 2.000 min End Time = 8.000 min Min / Tick = 1.00



Title : Nitroguanidine Analysis on PDA @ 263 nm.
Run File : c:\star\data\03-2010\3-8-2010=20;38;48-c18-g0b250000-283 mb.run
Method File : c:\star\methods\nq_c18_235332-4_08272009.mth
Sample ID : G0B250000-283 MB

Injection Date: 3/8/2010 20:38 Calculation Date: 3/9/2010 17:27

Operator : KM
Workstation:
Instrument : Varian Star #1
Channel : 16 = 263 nm
Detector Type: 9065
Bus Address : 4
Sample Rate : 2.71 Hz
Run Time : 9.990 min

** Star Chromatography Workstation Version 5.52 ** 00123-5E00-E5E-03F9 **

Run Mode : Analysis
Peak Measurement: Peak Height
Calculation Type: External Standard

Peak No.	Peak Name	Result (ppb)	Ret. Time (min)	Time Offset (min)	Height (counts)	Sep. Code	Width 1/2 (sec)	Status Codes
Totals:		0.0000		0.000	0			

Total Unidentified Counts : 0 counts

Detected Peaks: 0 Rejected Peaks: 0 Identified Peaks: 0

Multiplier: 10 Divisor: 2 Unidentified Peak Factor: 0

Baseline Offset: 53 microAU

Noise (used): 160 microAU - monitored before this run

Vial: 63 Injection Number: 1 Full Loop Volume: 50 ul

****
Notes
****

STL Sacramento, SAC-LC-0010, Nitroguanidine Confirmation on PDA, absorba
nce at 263nm.

Column = Phenomenex Synergi 4u Hydro-RP 80A, 250 x 4.6 mm, installed 11/
9/04
Column Temperature 15 degrees C.
Injection volumn 50 uL.

Program run 90/0/10 to 95/5/0 in 7 minutes then wash with 100% ACN, flow
rate 0.80 mL/min.

A= Water
B= Acetonitrile
C= Methanol (12/28/04)
Syringe Valve 1/09/08.
New Lamp 1/17/2008

New Lamp 6/24/2008
New curve using standards 08GCSV0123-128

New curve using standards 08GCSV0334, 336-341, AND 09GCSV0032-ICV on 1/1
7/2009.

New curve using standards 09GCSV0108-114 and ICV 09GCSV0380 on 8/27/2009

Data Handling: No peaks

Original Notes:

0056283 MB, 2G/10ML

Appended Notes:

****

Title : Nitroguanidine Analysis on PDA @ 263 nm.
Run File : c:\star\data\03-2010\3-8-2010=21;57;29-c18-a0b180429-12.run
Method File : c:\star\methods\nq_c18_235332-4_08272009.mth
Sample ID : A0B180429-12

Injection Date: 3/8/2010 21:57 Calculation Date: 3/9/2010 17:28

Operator : KM Detector Type: 9065
Workstation: Bus Address : 4
Instrument : Varian Star #1 Sample Rate : 2.71 Hz
Channel : 16 = 263 nm Run Time : 9.996 min

** Star Chromatography Workstation Version 5.52 ** 00123-5E00-E5E-03F9 **

Chart Speed = 2.00 cm/min Attenuation = 40 Zero Offset = 8%
Start Time = 2.000 min End Time = 8.000 min Min / Tick = 1.00



Title : Nitroguanidine Analysis on PDA @ 263 nm.
Run File : c:\star\data\03-2010\3-8-2010=21;57;29-c18-a0b180429-12.run
Method File : c:\star\methods\nq_c18_235332-4_08272009.mth
Sample ID : A0B180429-12

Injection Date: 3/8/2010 21:57 Calculation Date: 3/9/2010 17:28

Operator : KM
Workstation:
Instrument : Varian Star #1
Channel : 16 = 263 nm
Detector Type: 9065
Bus Address : 4
Sample Rate : 2.71 Hz
Run Time : 9.996 min

** Star Chromatography Workstation Version 5.52 ** 00123-5E00-E5E-03F9 **

Run Mode : Analysis
Peak Measurement: Peak Height
Calculation Type: External Standard

Peak No.	Peak Name	Result (ppb)	Ret. Time (min)	Time Offset (min)	Height (counts)	Sep. Code	Width 1/2 (sec)	Status Codes
Totals:		0.0000		0.000	0			

Total Unidentified Counts : 0 counts

Detected Peaks: 0 Rejected Peaks: 0 Identified Peaks: 0

Multiplier: 10 Divisor: 2.01 Unidentified Peak Factor: 0

Baseline Offset: -45 microAU

Noise (used): 129 microAU - monitored before this run

Vial: 77 Injection Number: 1 Full Loop Volume: 50 ul

****
Notes
****

STL Sacramento, SAC-LC-0010, Nitroguanidine Confirmation on PDA, absorbance at 263nm.

Column = Phenomenex Synergi 4u Hydro-RP 80A, 250 x 4.6 mm, installed 11/9/04
Column Temperature 15 degrees C.
Injection volumn 50 uL.

Program run 90/0/10 to 95/5/0 in 7 minutes then wash with 100% ACN, flow rate 0.80 mL/min.

A= Water
B= Acetonitrile
C= Methanol (12/28/04)
Syringe Valve 1/09/08.
New Lamp 1/17/2008

New Lamp 6/24/2008
New curve using standards 08GCSV0123-128

New curve using standards 08GCSV0334, 336-341, AND 09GCSV0032-ICV on 1/17/2009.

New curve using standards 09GCSV0108-114 and ICV 09GCSV0380 on 8/27/2009
.

Data Handling: No peaks

Original Notes:

LVTTO1A8 2.01G/10ML

Appended Notes:

****

Title : Nitroguanidine Analysis on SCA 3 .05: mm.
Run File : C:\Star\data\03-2010\3-9-2010=01;01;14-ci8-09gcsv0430.run
Method File : c:\star\methods\nq_c18_235332-4_08272009.mth
Sample ID : 09GCSV0430

Injection Date: 3/9/2010 01:01 Calculation Date: 3/10/2010 13:00

Operator : KM
Workstation:
Instrument : Varian Star #1
Channel : 16 = 263 nm

Detector Type: 9065
Bus Address : 4
Sample Rate : 2.71 Hz
Run Time : 9.990 min

** Star Chromatography Workstation Version 5.52 ** 00123-5E00-E5E-03F9 **

Chart Speed = 2.00 cm/min Attenuation = 40 Zero Offset = 8%
Start Time = 2.000 min End Time = 8.000 min Min / Tick = 1.00

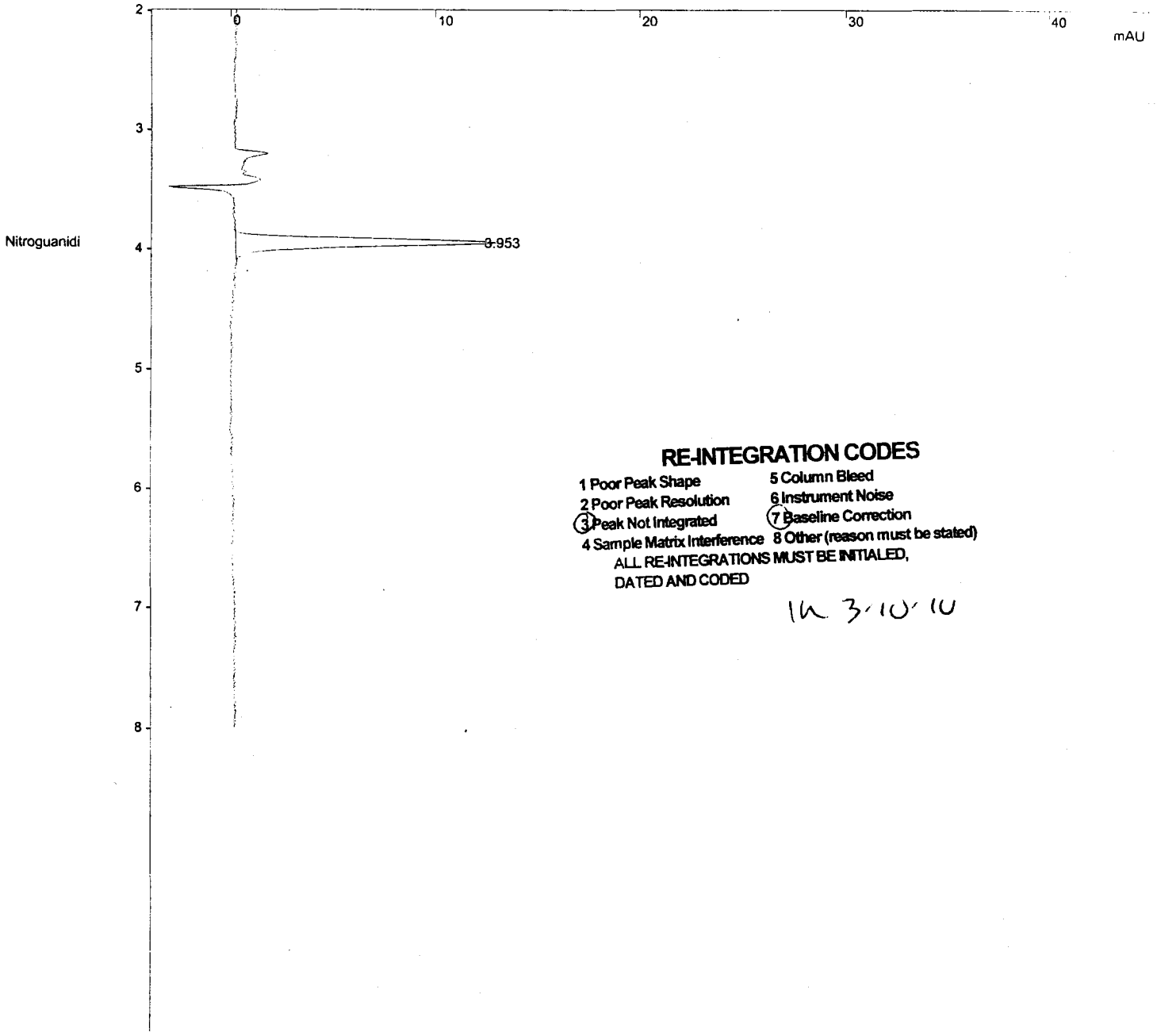

RE-INTEGRATION CODES

1 Poor Peak Shape
2 Poor Peak Resolution
3 Peak Not Integrated
4 Sample Matrix Interference
5 Column Bleed
6 Instrument Noise
7 Baseline Correction
8 Other (reason must be stated)

ALL RE-INTEGRATIONS MUST BE INITIALED, DATED AND CODED

IK 3.10.10

Verification Report

Title : Nitroguanidine Analysis on PDA @ 263 nm.
Run File : C:\Star\data\03-2010\3-9-2010=01;01;14-c18-09gcsv0430.run
Method File : c:\star\methods\nq_c18_235332-4_08272009.mth
Sample ID : 09GCSV0430

Injection Date: 3/9/2010 01:01 Calculation Date: 3/10/2010 13:00

Operator : KM
Workstation:
Instrument : Varian Star #1
Channel : 16 = 263 nm
Detector Type: 9065
Bus Address : 4
Sample Rate : 2.71 Hz
Run Time : 9.990 min

** Star Chromatography Workstation Version 5.52 ** 00123-5E00-E5E-03F9 **

Run Mode : Verification
Peak Measurement: Peak Height
Calculation Type: External Standard
Level : 4
Tolerance : 15.0%

Peak No.	Peak Name	Expected Result (ppb)	Calculated Result (ppb)	Dev. %	Ret. Time (min)	Time Offset (min)	Height (counts)	Status Codes
1	Nitroguanidi	200.0000	221.9888	11.0	3.953	-0.053	1661	
	Totals:		221.9888			-0.053	1661	

Total Unidentified Counts : 0 counts

Detected Peaks: 1 Rejected Peaks: 0 Identified Peaks: 1

Multiplier: 1 Divisor: 1 Unidentified Peak Factor: 0

Baseline Offset: 15 microAU

Noise (used): 228 microAU - monitored before this run

Vial: 14 Injection Number: 1 Full Loop Volume: 50 ul

****
Notes
****

STL Sacramento, SAC-LC-0010, Nitroguanidine Confirmation on PDA, absorbance at 263nm.

Column = Phenomenex Synergi 4u Hydro-RP 80A, 250 x 4.6 mm, installed 11/9/04
Column Temperature 15 degrees C.
Injection volumn 50 uL.

Program run 90/0/10 to 95/5/0 in 7 minutes then wash with 100% ACN, flow rate 0.80 mL/min.

A= Water
B= Acetonitrile
C= Methanol (12/28/04)
Syringe Valve 1/09/08.
New Lamp 1/17/2008

New Lamp 6/24/2008
New curve using standards 08GCSV0123-128

New curve using standards 08GCSV0334, 336-341, AND 09GCSV0032-ICV on 1/17/2009.

New curve using standards 09GCSV0108-114 and ICV 09GCSV0380 on 8/27/2009
.

RE-INTEGRATION CODES

1 Poor Peak Shape
2 Poor Peak Resolution
3 Peak Not Integrated
4 Sample Matrix Interference
5 Column Bleed
6 Instrument Noise
7 Baseline Correction
8 Other (reason must be stated)

ALL RE-INTEGRATIONS MUST BE INITIALED, DATED AND CODED

Original Notes:

NQ STD 200 ng/mL

Appended Notes:

****

Title : Nitroguanidine Analysis on PDA @ 263 nm.
Run File : c:\star\data\03-2010\3-9-2010=01;01;14-c18-09gcsv0430.run
Method File : c:\star\methods\nq_c18_235332-4_08272009.mth
Sample ID : 09GCSV0430

Injection Date: 3/9/2010 01:01 Calculation Date: 3/9/2010 17:39

Operator : KM
Workstation:
Instrument : Varian Star #1
Channel : 16 = 263 nm

Detector Type: 9065
Bus Address : 4
Sample Rate : 2.71 Hz
Run Time : 9.990 min

** Star Chromatography Workstation Version 5.52 ** 00123-5E00-E5E-03F9 **

Chart Speed = 2.00 cm/min Attenuation = 40 Zero Offset = 8%
Start Time = 2.000 min End Time = 8.000 min Min / Tick = 1.00



See reintegration.

lh 3/10/10

Verification Report

Title : Nitroguanidine Analysis on PDA @ 263 nm.
Run File : c:\star\data\03-2010\3-9-2010=01;01;14-c18-09gcsv0430.run
Method File : c:\star\methods\nq_c18_235332-4_08272009.mth
Sample ID : 09GCSV0430

Injection Date: 3/9/2010 01:01 Calculation Date: 3/9/2010 17:39

Operator : KM
Workstation:
Instrument : Varian Star #1
Channel : 16 = 263 nm
Detector Type: 9065
Bus Address : 4
Sample Rate : 2.71 Hz
Run Time : 9.990 min

** Star Chromatography Workstation Version 5.52 ** 00123-5E00-E5E-03F9 **

Run Mode : Verification
Peak Measurement: Peak Height
Calculation Type: External Standard
Level : 4
Tolerance : 15.0%

Peak No.	Peak Name	Expected Result (ppb)	Calculated Result (ppb)	Dev. %	Ret. Time (min)	Time Offset (min)	Height (counts)	Status Codes
Totals:			0.0000			0.000	0	

Total Unidentified Counts : 0 counts

Detected Peaks: 0 Rejected Peaks: 0 Identified Peaks: 0

Multiplier: 1 Divisor: 1 Unidentified Peak Factor: 0

Baseline Offset: 15 microAU

Noise (used): 228 microAU - monitored before this run

Vial: 14 Injection Number: 1 Full Loop Volume: 50 ul

****
Notes
****

STL Sacramento, SAC-LC-0010, Nitroguanidine Confirmation on PDA, absorba
nce at 263nm.

Column = Phenomenex Synergi 4u Hydro-RP 80A, 250 x 4.6 mm, installed 11/
9/04
Column Temperature 15 degrees C.
Injection volumn 50 uL.

Program run 90/0/10 to 95/5/0 in 7 minutes then wash with 100% ACN, flow
rate 0.80 mL/min.

A= Water
B= Acetonitrile
C= Methanol (12/28/04)
Syringe Valve 1/09/08.
New Lamp 1/17/2008

See reintegration.
In 3-10-10

New Lamp 6/24/2008
New curve using standards 08GCSV0123-128

New curve using standards 08GCSV0334, 336-341, AND 09GCSV0032-ICV on 1/1
7/2009.

New curve using standards 09GCSV0108-114 and ICV 09GCSV0380 on 8/27/2009
.

Data Handling: No peaks

Original Notes:

NQ STD 200 ng/mL

Appended Notes:

****

Initial Calibration

Includes (as applicable):

runlog

standard raw data

statistical summary

ms tune data

TestAmerica

THE LEADER IN ENVIRONMENTAL TESTING

West Sacramento

GC/HPLC ICAL Checklist

10/22/09 10139 ~~453648-5~~

Instrument ID: PDA-1 ICAL ID: 10032009 Method: NQ-NH2

Analytes Included in curve (with dates): Nitroguanidine

A. Included Sections of ICAL	Analyst	Reviewer	N/A
1. ICAL Summary included (for both columns if applicable).	—	✓	
2. ICAL Runlog included.	—	✓	
3. ICV Included and moved to after summary.	—	✓	
4. PEM meets requirements and is included for 8081.			—
5. Alkane Marker included for 8015 TPH.			—
6. ICAL Raw Data included for all analytes.	—	✓	
B. ICAL Summary			
1. All analytes meet %RSD or linear regression requirements.	—	✓	
2. ICAL meets requirements stated in SOP.	—	✓	
2. Any levels dropped are reviewed and appropriate.			—
3. All analytes in ICAL are in the ICAL summary.	—	✓	
4. RFs are calculated correctly. Perform Manual calculation.	—	✓	
C. ICAL Analysis			
1. Manual Integrations reviewed and appropriate.			—
2. All peaks correctly identified.	—	✓	
3. No analytes have saturated peaks.	—	✓	
4. RT windows set correctly (8015 TPH).		~~✓~~ 10/14/2009	—
5. ICV meets requirements and is run after the ICAL.	—	✓	
6. Standards used in ICAL are current.	—	✓	
7. ICAL is copied to source method.			—

Curve Valid for:	Yes	No	Criteria
Standard SOP	—		RSD ≤20%, r≥ 0.995 (intercept <1/2RL for 8081,8082, NQ, 8310) and (<RL for 8330) and r>0.990 (intercept <RL for 8015), ICV≤15%, PEM ≤15%
DOD QSM V3	—		RSD ≤20%, r≥ 0.995, ICV≤20%, PEM ≤15%
AFCEE 3.1	—		RSD ≤20%, r≥ 0.995, ICV≤15%, PEM ≤15%
AFCEE 4.0	—		RSD ≤20%, r≥ 0.995, ICV≤20% (8081, 8082, 8015) and ICV≤25% (8330,8310), PEM ≤15%

Analyst: [signature] Date: 10/14/09

Reviewer: MKWay Date: 10/14/2009

Comments:

Q:\FORMS\Checklists\QA-575 GC_HPLC ICAL Checklist

QA-575 GC/HPLC ICAL Checklist
4/16/2008 DAW

Print Date: 04 Oct 2009 01:04:05
Calibration Curves Report
File: c:\star\methods\nq_amino_10139_10032009.mth
Detector: 9065 Polychrom, Address: 4, Channel ID: 16

Nitroguanidine
External Standard Analysis
Resp. Fact. RSD: 1.704%
Curve Type: Linear
Origin: Force
Coeff. Det.(r^2): 0.999984
y = +6.0717e+000x

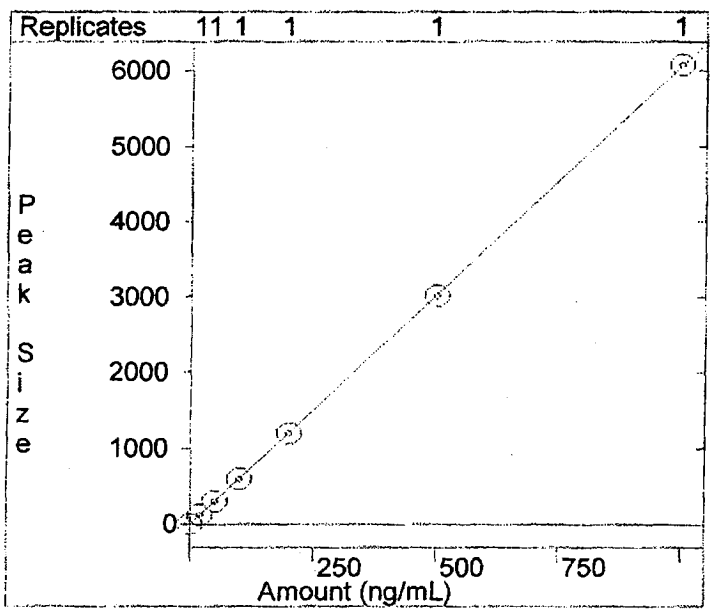

1984

Title	:	Calibration Block Report			
Method File	:	c:\star\methods\nq_amino_10139_10032009.mth			
Data Method Time	:	10/4/2009 00:53			
Requested Curve Type	:	linear	Method Detector Type	:	9065 Polychrom
Requested Origin	:	force	Method Bus Address	:	4
Calibration Type	:	External Standard Analysis	Method Channel	:	16
Calibration Dates					
Last Injection Date	:	10/4/2009 00:45	Last Recalculation Date	:	10/4/2009 00:53

**********Star Chromatography Workstation**********Version 5.52**********

Retention Time (min)	Peak Name	Curve\ Origin	X³	X²	X	C	r²	Cal. Range	No. of Points	Edit Codes
3.688	Nitroguanidine	1 F			+6.0717e+000	+0.0000e+000	+9.9998e-001	1 - 6	6	

Curve Codes	Origin Codes	Edit Codes
1 linear	I include	1 curve
2 quadratic	IG ignore	2 origin
3 cubic	F force	3 coefficient

Ret. Time: 3.688 min.
Peak Name: Nitroguanidine
Peak Measurement: Height
Curve\Origin: 1 F

Level	Amount	Replicate No.	Response	Avg. Response	Std. Dev.
1	20.000000	1	126	126.0	#
2	50.000000	1	305	304.9	#
3	100.000000	1	604	603.6	#
4	200.000000	1	1205	1204.8	#
5	500.000000	1	3019	3018.8	#
6	1000.000000	1	6082	6082.3	#

$\frac{604}{100} = 6.04$

= Too few points to calculate.

Peak Name	Level	Rep.	Injection Date Time	Run Files
Nitroguanidine	1	1	10/3/2009 23:08	c:\star\data\10.2009\nq-10-3-2009=23;08;05-09gcsv0~~100~~.run 427
	2	1	10/3/2009 23:27	c:\star\data\10.2009\nq-10-3-2009=23;27;33-09gcsv0~~110~~.run 428
	3	1	10/3/2009 23:47	c:\star\data\10.2009\nq-10-3-2009=23;47;03-09gcsv0~~111~~.run 429
	4	1	10/4/2009 00:06	c:\star\data\10.2009\nq-10-4-2009=00;06;31-09gcsv0~~112~~.run 430
	5	1	10/4/2009 00:26	c:\star\data\10.2009\nq-10-4-2009=00;26;01-09gcsv0~~113~~.run 431
	6	1	10/4/2009 00:45	c:\star\data\10.2009\nq-10-4-2009=00;45;32-09gcsv0~~114~~.run 432

10/23/09

North Canton

****

Varian Star Workstation - RecalcList Tue Oct 06 13:19:13 2009

RecalcList: C:\Star\Sample list\NQ-10.03.2009B.RCL

Created: Sat Oct 03 19:41:38 2009
Modified: Sun Oct 04 02:48:41 2009

****

NQ Analysis 3 October 2009
WS-LC-0010

Line	Sample Type	Sample Name		Data File	In
1	Verification	Primer WS-LC-0010		nq-10-3-2009=19;53;16-primer ws-lc-0010.run	
2	Verification	Primer WS-LC-0010		nq-10-3-2009=20;12;44-primer ws-lc-0010.run	
3	Verification	Primer WS-LC-0010		nq-10-3-2009=20;32;11-primer ws-lc-0010.run	
4	Verification	Primer WS-LC-0010		nq-10-3-2009=20;51;40-primer ws-lc-0010.run	
5	Verification	Primer WS-LC-0010		nq-10-3-2009=21;11;10-primer ws-lc-0010.run	
6	Verification	Primer WS-LC-0010		nq-10-3-2009=21;30;38-primer ws-lc-0010.run	
7	Verification	Primer WS-LC-0010		nq-10-3-2009=21;50;06-primer ws-lc-0010.run	
8	Verification	Primer WS-LC-0010		nq-10-3-2009=22;09;32-primer ws-lc-0010.run	
9	Verification	Primer WS-LC-0010		nq-10-3-2009=22;29;03-primer ws-lc-0010.run	
10	Analysis	Blank		nq-10-3-2009=22;48;34-blank.run	
11	New Calib Block		(A) 10/22/09		
12	Calibration	09GCSV0~~109~~	427 (A)	nq-10-3-2009=23;08;05-09gcsv0109.run	
13	Calibration	09GCSV0~~110~~	428 (A)	nq-10-3-2009=23;27;33-09gcsv0110.run	
14	Calibration	09GCSV0~~111~~	429 (A)	nq-10-3-2009=23;47;03-09gcsv0111.run	
15	Calibration	09GCSV0~~112~~	430 (A)	nq-10-4-2009=00;06;31-09gcsv0112.run	
16	Calibration	09GCSV0~~113~~	431 (A)	nq-10-4-2009=00;26;01-09gcsv0113.run	
17	Calibration	09GCSV0~~114~~	432 (A)	nq-10-4-2009=00;45;32-09gcsv0114.run	
18	Print Calib				
19	Verification	09GCSV0380 ICV		nq-10-4-2009=01;05;10-09gcsv0380 icv.run	
20	Analysis	09GCSV0~~108~~ 426 2XMDL	(A)	nq-10-4-2009=01;24;38-09gcsv0108 2xmdl.run	
21	Analysis	Blank		nq-10-4-2009=01;44;11-blank.run	
22	Verification	08GCSV0~~112~~	430 (A)	nq-10-4-2009=02;03;41-08gcsv0112.run	
23	Analysis	BLANK		nq-10-4-2009=02;38;29-blank.run	

page 6

Title : TestAmerica West Sacramento, Nitroguanidine Analysis on PDA
Run File : c:\star\data\10.2009\nq-10-4-2009=01;05;10-09gcsv0380 icv.run
Method File : C:\Star\Methods\NQ_Amino_10139_10032009.mth
Sample ID : 09GCSV0380 ICV

Injection Date: 10/4/2009 01:05 Calculation Date: 10/4/2009 01:13

Operator : fhk
Workstation:
Instrument : Varian Star #1
Channel : 16 = 263 nm

Detector Type: 9065
Bus Address : 4
Sample Rate : 2.71 Hz
Run Time : 7.999 min

** Star Chromatography Workstation Version 5.52 ** 00123-5E00-E5E-03F9 **

Chart Speed = 2.00 cm/min Attenuation = 20 Zero Offset = 15%
Start Time = 0.000 min End Time = 6.000 min Min / Tick = 1.00

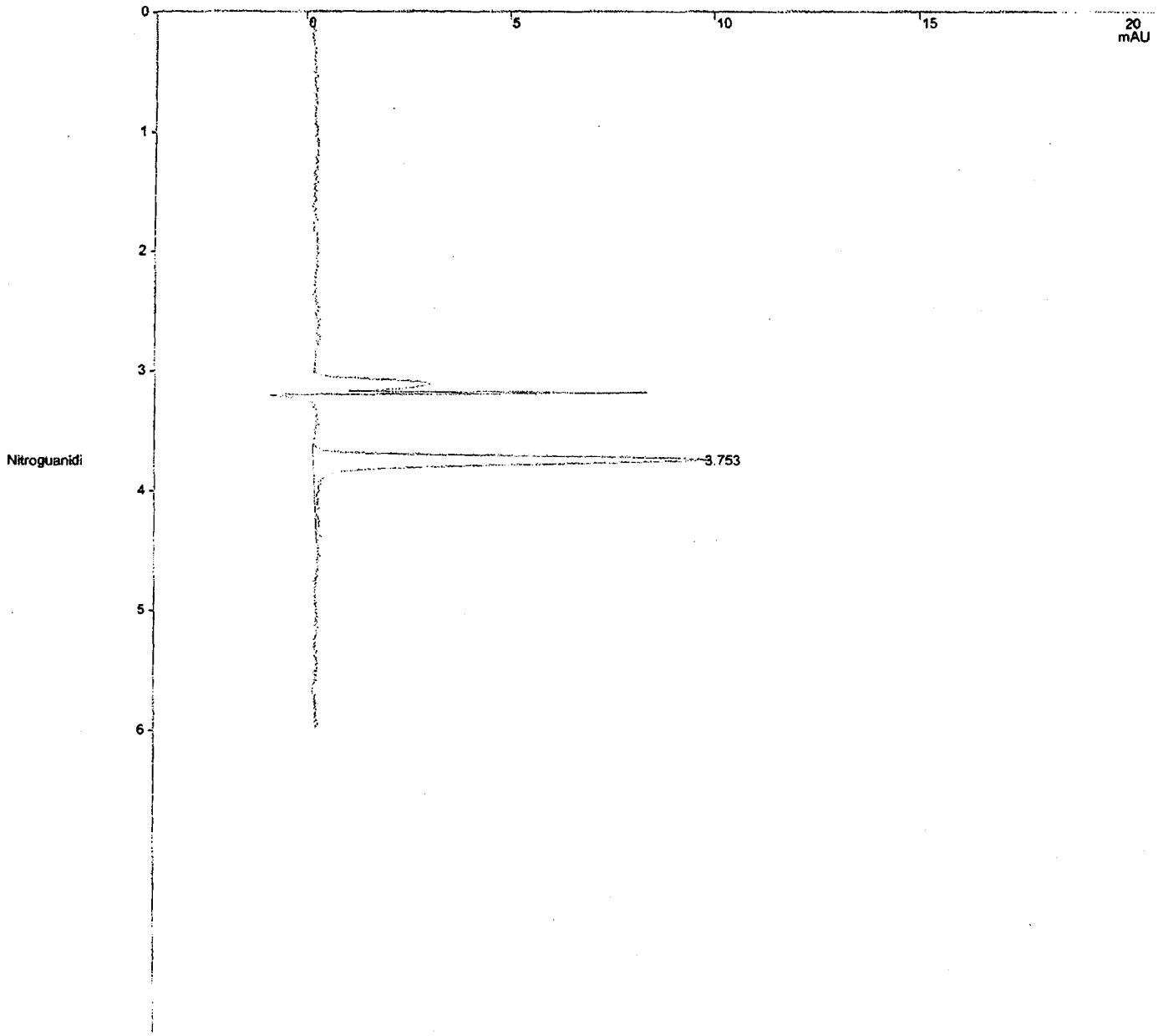

Verification Report

Title : TestAmerica West Sacramento, Nitroguanidine Analysis on PDA
Run File : c:\star\data\10.2009\nq-10-4-2009-01;05;10-09gcsv0380 icv.run
Method File : C:\Star\Methods\NQ_Amino_10139_10032009.mth
Sample ID : 09GCSV0380 ICV

Injection Date: 10/4/2009 01:05 Calculation Date: 10/4/2009 01:13

Operator : fhk
Workstation:
Instrument : Varian Star #1
Channel : 16 = 263 nm
Detector Type: 9065
Bus Address : 4
Sample Rate : 2.71 Hz
Run Time : 7.999 min

** Star Chromatography Workstation Version 5.52 ** 00123-5E00-E5E-03F9 **

Run Mode : Verification
Peak Measurement: Peak Height
Calculation Type: External Standard
Level : 4
Tolerance : 15.0%

Peak No.	Peak Name	Expected Result (ppb)	Calculated Result (ppb)	Dev. %	Ret. Time (min)	Time Offset (min)	Height (counts)	Status Codes
1	Nitroguanidi	200.0000	206.5399	3.3	3.753	0.065	1254	
Totals:			206.5399			0.065	1254	

Total Unidentified Counts : 0 counts

Detected Peaks: 2 Rejected Peaks: 1 Identified Peaks: 1

Multiplier: 1 Divisor: 1 Unidentified Peak Factor: 0

Baseline Offset: 84 microAU

Noise (used): 167 microAU - monitored before this run

Vial: 4 Injection Number: 1 Full Loop Volume: 50 ul

ICV passes criteria ± 15%
fhk 10/14/09

****
Notes
****

TestAmerica West Sacramento, SAC-LC-0010, Nitroguanidine Analysis on PDA
, absorbance at 263nm.

O2N-NH-C(=NH)-NH2

Primary column = Phenomenex Luna Amino s/n=411655-2, 250x4.6mm, 5um, ins
talled 01/18/08 with Security NH2 Guard.
Column Temperature = 15 degrees C.
Injection volume = 50 uL.

New Syringe Valve 1/10/2008
Solvent Program updated 1/10/2008; Isocratic at 90:10 Water:Acetonitrile
and wash with 100% AcCN.
New column installed 11/21/2008; Phenomenex Luna Amino s/n=453648-5, 250
x4.6mm, 5 um.
New Calibration Curve run on 11/21/2008 using standards 08GCSV0336-341.
New Lamp installed 1/29/2009.
New Calibration Curve run on 1/29/2009 using standards 08GCSV336-241.
New Column installed ZORBAX NH2 s/n=UST0010139 4.6 x 250 mm, 5um
New Calibration Curve rn on 10/3/2009 using standards 09GCSC0108-0114 an
d 09GCSV0380 (ICV).

Original Notes:

09GCSV0380, NQ Std at 200ng/mL; Second Source Standard.
****

Title : TestAmerica West Sacramento, Nitroguanidine Analysis on PDA
Run File : c:\star\data\10.2009\nq-10-3-2009=22;48;34-blank.run
Method File : C:\Star\Methods\NQ_Amino_10139_10032009.mth
Sample ID : Blank

Injection Date: 10/3/2009 22:48 Calculation Date: 10/3/2009 22:56

Operator : fhk
Workstation:
Instrument : Varian Star #1
Channel : 16 = 263 nm

Detector Type: 9065
Bus Address : 4
Sample Rate : 2.71 Hz
Run Time : 7.999 min

** Star Chromatography Workstation Version 5.52 ** 00123-5E00-E5E-03F9 **

Chart Speed = 2.00 cm/min Attenuation = 20 Zero Offset = 15%
Start Time = 0.000 min End Time = 6.000 min Min / Tick = 1.00

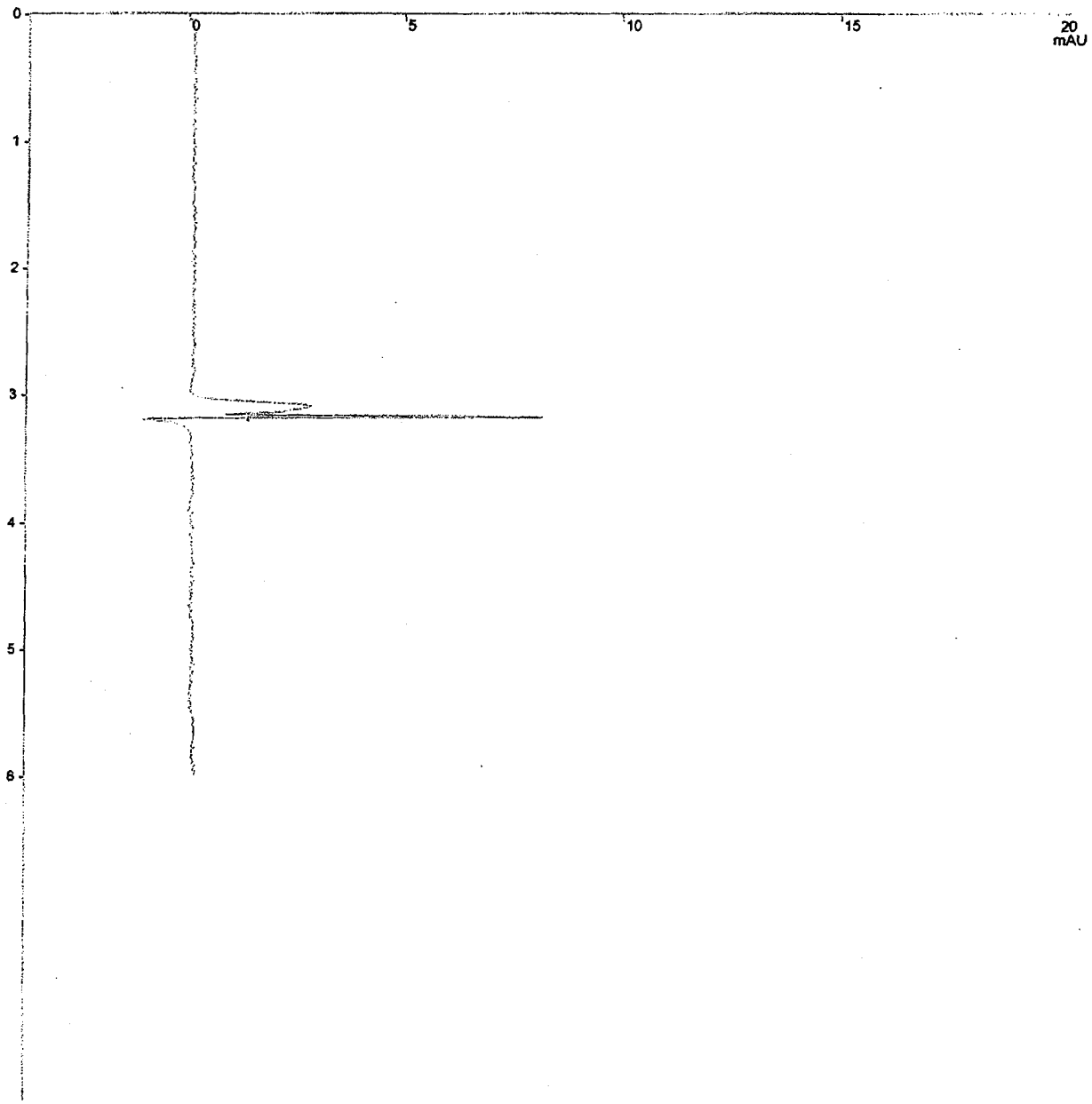

Title : TestAmerica West Sacramento, Nitroguanidine Analysis on PDA
Run File : c:\star\data\10.2009\nq-10-3-2009=22;48;34-blank.run
Method File : C:\Star\Methods\NQ_Amino_10139_10032009.mth
Sample ID : Blank

Injection Date: 10/3/2009 22:48 Calculation Date: 10/3/2009 22:56

Operator : fhk
Workstation:
Instrument : Varian Star #1
Channel : 16 = 263 nm
Detector Type: 9065
Bus Address : 4
Sample Rate : 2.71 Hz
Run Time : 7.999 min

** Star Chromatography Workstation Version 5.52 ** 00123-5E00-E5E-03F9 **

Run Mode : Analysis
Peak Measurement: Peak Height
Calculation Type: External Standard

Peak No.	Peak Name	Result (ppb)	Ret. Time (min)	Time Offset (min)	Height (counts)	Sep. Code	Width 1/2 (sec)	Status Codes
Totals:		0.0000		0.000	0			

Total Unidentified Counts : 0 counts

Detected Peaks: 0 Rejected Peaks: 0 Identified Peaks: 0

Multiplier: 1 Divisor: 1 Unidentified Peak Factor: 0

Baseline Offset: 31 microAU

Noise (used): 144 microAU - monitored before this run

Vial: 1 Injection Number: 1 Full Loop Volume: 50 ul

****
Notes
****

TestAmerica West Sacramento, SAC-LC-0010, Nitroguanidine Analysis on PDA
, absorbance at 263nm.

O2N-NH-C(=NH)-NH2

Primary column = Phenomenex Luna Amino s/n=411655-2, 250x4.6mm, 5um, ins
talled 01/18/08 with Security NH2 Guard.
Column Temperature = 15 degrees C.
Injection volume = 50 uL.

New Syringe Valve 1/10/2008
Solvent Program updated 1/10/2008; Isocratic at 90:10 Water:Acetonitrile
and wash with 100% AcCN.
New column installed 11/21/2008; Phenomenex Luna Amino s/n=453648-5, 250
x4.6mm, 5 um.
New Calibration Curve run on 11/21/2008 using standards 08GCSV0336-341.
New Lamp installed 1/29/2009.
New Calibration Curve run on 1/29/2009 using standards 08GCSV336-241.
New Column installed ZORBAX NH2 s/n=UST0010139 4.6 x 250 mm, 5um
New Calibration Curve rn on 10/3/2009 using standards 09GCSC0108-0114 an
d 09GCSV0380 (ICV).

Data Handling: No peaks

Original Notes:

Blank
****

Title : TestAmerica West Sacramento, Nitroguanidine Analysis on PDA
Run File : c:\star\data\10.2009\nq-10-3-2009=23;08;05-09gcsv0109.run
Method File : C:\Star\Methods\NQ_Amino_10139_10032009.mth
Sample ID : 09GCSV0~~109~~427 10/22/09

Injection Date: 10/3/2009 23:08 Calculation Date: 10/3/2009 23:16

Operator : fhk
Workstation:
Instrument : Varian Star #1
Channel : 16 = 263 nm

Detector Type: 9065
Bus Address : 4
Sample Rate : 2.71 Hz
Run Time : 7.987 min

** Star Chromatography Workstation Version 5.52 ** 00123-5E00-E5E-03F9 **

Chart Speed = 2.00 cm/min Attenuation = 20 Zero Offset = 15%
Start Time = 0.000 min End Time = 6.000 min Min / Tick = 1.00

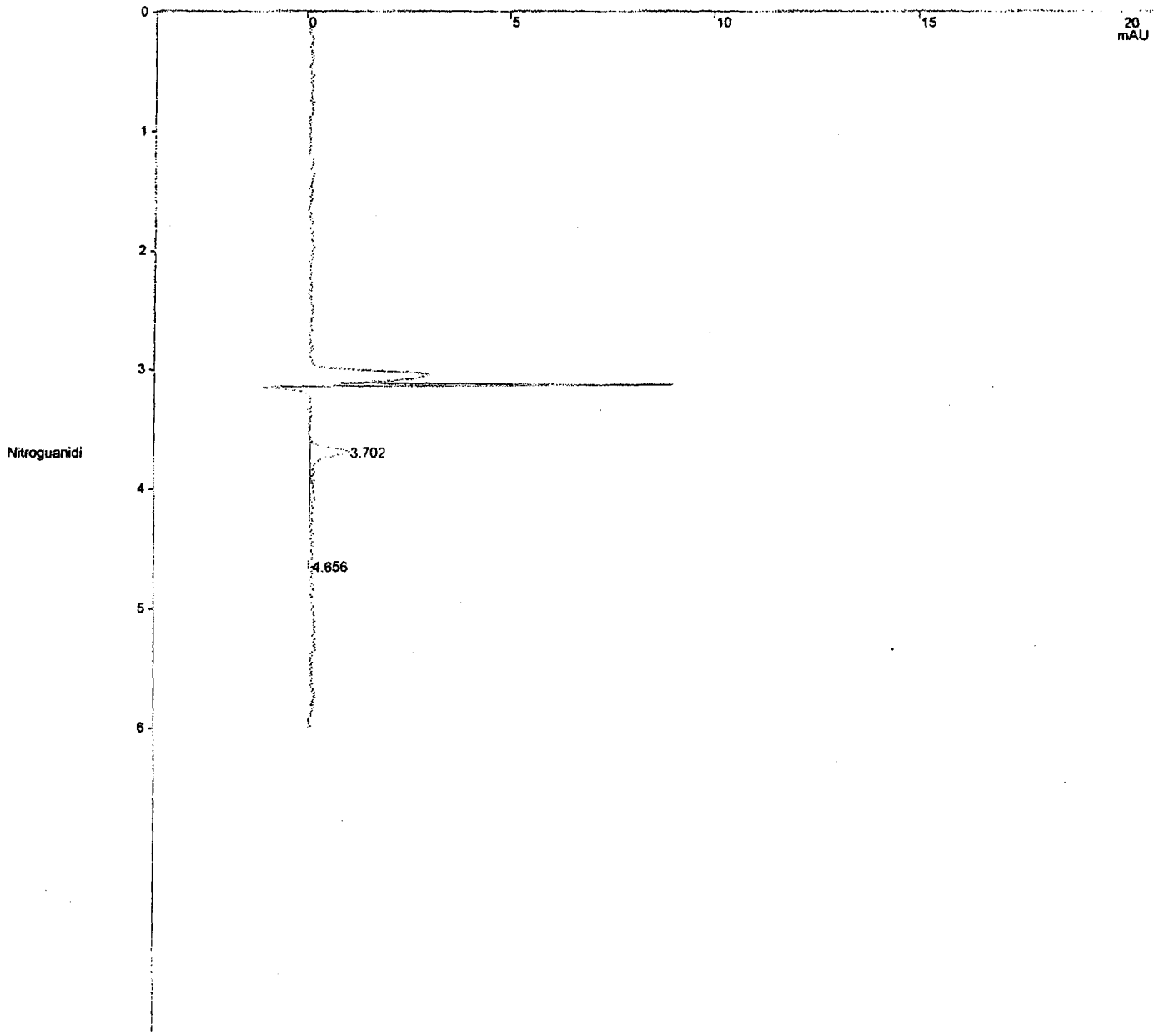

Title : TestAmerica West Sacramento, Nitroguanidine Analysis on PDA
Run File : c:\star\data\10.2009\nq-10-3-2009=23;08;05-09gcsv0109.run
Method File : C:\Star\Methods\NQ_Amino_10139_10032009.mth
Sample ID : 09GCSV0~~109~~127 JM 10/22/09

Injection Date: 10/3/2009 23:08 Calculation Date: 10/3/2009 23:16

Operator : fhk
Workstation:
Instrument : Varian Star #1
Channel : 16 = 263 nm
Detector Type: 9065
Bus Address : 4
Sample Rate : 2.71 Hz
Run Time : 7.987 min

** Star Chromatography Workstation Version 5.52 ** 00123-5E00-E5E-03F9 **

Run Mode : Calibration
Peak Measurement: Peak Height
Calculation Type: External Standard
Level : 1

Peak No.	Peak Name	Ret. Time (min)	Time Offset (min)	Height (counts)	Sep. Code	Width 1/2 (sec)	Status Codes
1	Nitroguanidi	3.702	-0.065	126	BB	4.6	
2		4.656	0.000	17	BB	1.6	
	Totals:		-0.065	143			

Total Unidentified Counts : 17 counts

Detected Peaks: 2 Rejected Peaks: 0 Identified Peaks: 1

Multiplier: N/A Divisor: N/A Unidentified Peak Factor: 0

Baseline Offset: 130 microAU

Noise (used): 152 microAU - monitored before this run

Vial: 8 Injection Number: 1 Full Loop Volume: 50 ul

****
Notes
****

TestAmerica West Sacramento, SAC-LC-0010, Nitroguanidine Analysis on PDA , absorbance at 263nm.

O2N-NH-C(=NH)-NH2

Primary column = Phenomenex Luna Amino s/n=411655-2, 250x4.6mm, 5um, installed 01/18/08 with Security NH2 Guard.
Column Temperature = 15 degrees C.
Injection volume = 50 uL.

New Syringe Valve 1/10/2008
Solvent Program updated 1/10/2008; Isocratic at 90:10 Water:Acetonitrile and wash with 100% AcCN.
New column installed 11/21/2008; Phenomenex Luna Amino s/n=453648-5, 250 x4.6mm, 5 um.
New Calibration Curve run on 11/21/2008 using standards 08GCSV0336-341.
New Lamp installed 1/29/2009.
New Calibration Curve run on 1/29/2009 using standards 08GCSV336-241.
New Column installed ZORBAX NH2 s/n=UST0010139 4.6 x 250 mm, 5um
New Calibration Curve rn on 10/3/2009 using standards 09GCSC0108-0114 and 09GCSV0380 (ICV).

Original Notes:

09GCSV0109, NQ Std at 20ng/mL.
****

Title : TestAmerica West Sacramento, Nitroguanidine Analysis on PDA
Run File : c:\star\data\10.2009\nq-10-3-2009=23;27;33-09gcsv0110.run
Method File : C:\Star\Methods\NQ_Amino_10139_10032009.mth
Sample ID : 09GCSV0~~110-428~~ 10/22/09

Injection Date: 10/3/2009 23:27 Calculation Date: 10/3/2009 23:35

Operator : fhk
Workstation:
Instrument : Varian Star #1
Channel : 16 = 263 nm

Detector Type: 9065
Bus Address : 4
Sample Rate : 2.71 Hz
Run Time : 7.993 min

** Star Chromatography Workstation Version 5.52 ** 00123-5E00-E5E-03F9 **

Chart Speed = 2.00 cm/min Attenuation = 20 Zero Offset = 15%
Start Time = 0.000 min End Time = 6.000 min Min / Tick = 1.00



Title : TestAmerica West Sacramento, Nitroguanidine Analysis on PDA
Run File : c:\star\data\10.2009\nq-10-3-2009=23;27;33-09gcsv0110.run
Method File : C:\Star\Methods\NQ_Amino_10139_10032009.mth
Sample ID : 09GCSV0~~110~~ 4r8 GMC 10/22/09

Injection Date: 10/3/2009 23:27 Calculation Date: 10/3/2009 23:35

Operator : fhk
Workstation:
Instrument : Varian Star #1
Channel : 16 = 263 nm
Detector Type: 9065
Bus Address : 4
Sample Rate : 2.71 Hz
Run Time : 7.993 min

** Star Chromatography Workstation Version 5.52 ** 00123-5E00-E5E-03F9 **

Run Mode : Calibration
Peak Measurement: Peak Height
Calculation Type: External Standard
Level : 2

Peak No.	Peak Name	Ret. Time (min)	Time Offset (min)	Height (counts)	Sep. Code	Width 1/2 (sec)	Status Codes
1	Nitroguanidi	3.724	0.022	305	BB	4.7	
	Totals:		0.022	305			

Total Unidentified Counts : 0 counts

Detected Peaks: 1 Rejected Peaks: 0 Identified Peaks: 1

Multiplier: N/A Divisor: N/A Unidentified Peak Factor: 0

Baseline Offset: 38 microAU

Noise (used): 152 microAU - monitored before this run

Vial: 10 Injection Number: 1 Full Loop Volume: 50 ul

****
Notes
****

TestAmerica West Sacramento, SAC-LC-0010, Nitroguanidine Analysis on PDA
, absorbance at 263nm.

O2N-NH-C(=NH)-NH2

Primary column = Phenomenex Luna Amino s/n=411655-2, 250x4.6mm, 5um, ins
talled 01/18/08 with Security NH2 Guard.
Column Temperature = 15 degrees C.
Injection volume = 50 uL.

New Syringe Valve 1/10/2008
Solvent Program updated 1/10/2008; Isocratic at 90:10 Water:Acetonitrile
and wash with 100% AcCN.
New column installed 11/21/2008; Phenomenex Luna Amino s/n=453648-5, 250
x4.6mm, 5 um.
New Calibration Curve run on 11/21/2008 using standards 08GCSV0336-341.
New Lamp installed 1/29/2009.
New Calibration Curve run on 1/29/2009 using standards 08GCSV336-241.
New Column installed ZORBAX NH2 s/n=UST0010139 4.6 x 250 mm, 5um
New Calibration Curve rn on 10/3/2009 using standards 09GCSC0108-0114 an
d 09GCSV0380 (ICV).

Original Notes:

09GCSV0110, NQ Std at 50ng/mL.
****

Title : TestAmerica West Sacramento, Nitroguanidine Analysis on PDA
Run File : c:\star\data\10.2009\nq-10-3-2009=23;47;03-09gcsv0111.run
Method File : C:\Star\Methods\NQ_Amino_10139_10032009.mth
Sample ID : 09GCSV0~~111~~ 2429 10/22/09

Injection Date: 10/3/2009 23:47 Calculation Date: 10/3/2009 23:55

Operator : fhk
Workstation:
Instrument : Varian Star #1
Channel : 16 = 263 nm

Detector Type: 9065
Bus Address : 4
Sample Rate : 2.71 Hz
Run Time : 7.993 min

** Star Chromatography Workstation Version 5.52 ** 00123-5E00-E5E-03F9 **

Chart Speed = 2.00 cm/min Attenuation = 20 Zero Offset = 15%
Start Time = 0.000 min End Time = 6.000 min Min / Tick = 1.00

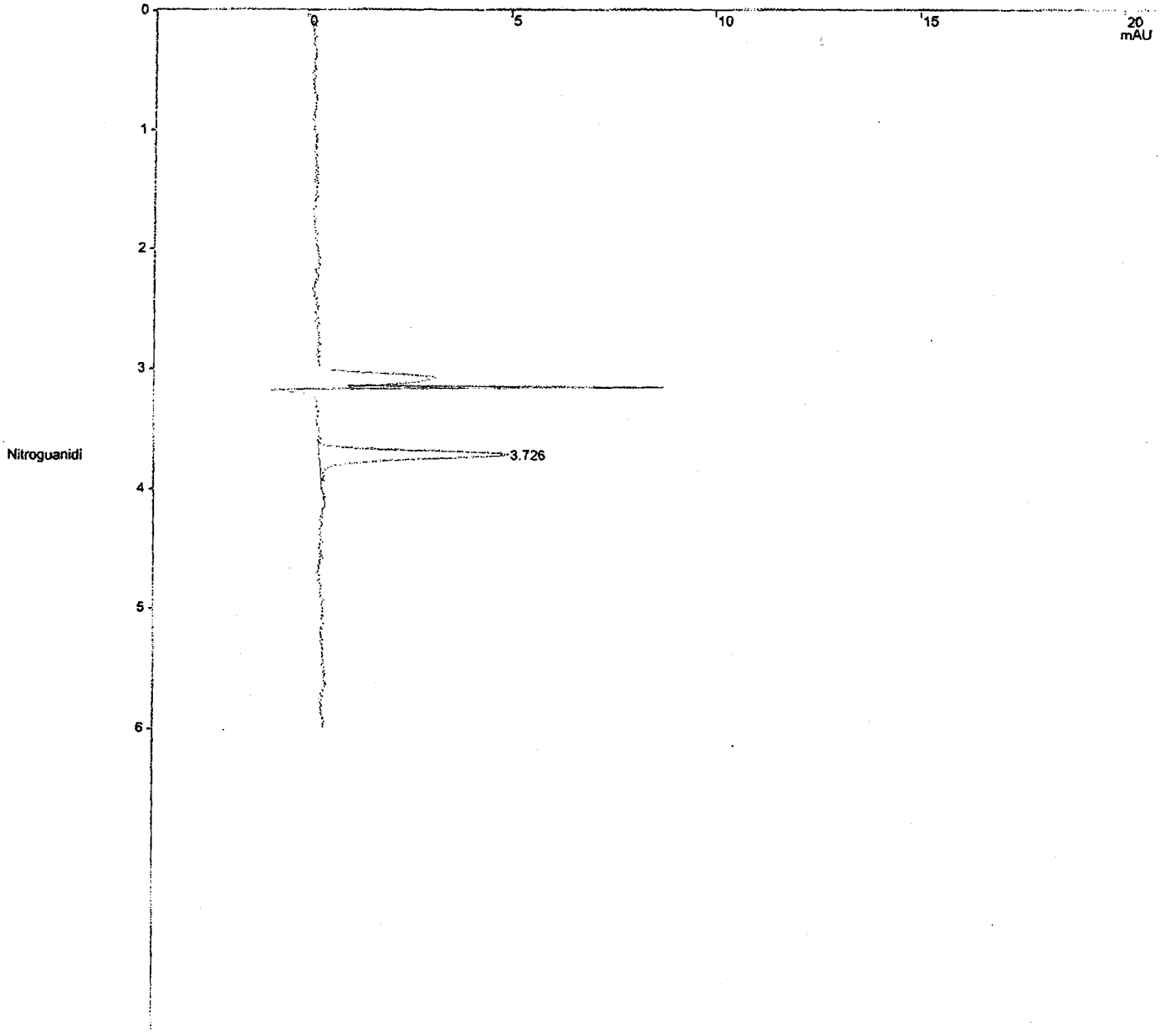

Title : TestAmerica West Sacramento, Nitroguanidine Analysis on PDA
Run File : c:\star\data\10.2009\nq-10-3-2009=23;47;03-09gcsv0111.run
Method File : C:\Star\Methods\NQ_Amino_10139_10032009.mth
Sample ID : 09GCSV0~~111~~429 10/22/09

Injection Date: 10/3/2009 23:47 Calculation Date: 10/3/2009 23:55

Operator : fhk
Workstation:
Instrument : Varian Star #1
Channel : 16 = 263 nm
Detector Type: 9065
Bus Address : 4
Sample Rate : 2.71 Hz
Run Time : 7.993 min

** Star Chromatography Workstation Version 5.52 ** 00123-5E00-E5E-03F9 **

Run Mode : Calibration
Peak Measurement: Peak Height
Calculation Type: External Standard
Level : 3

Peak No.	Peak Name	Ret. Time (min)	Time Offset (min)	Height (counts)	Sep. Code	Width 1/2 (sec)	Status Codes
1	Nitroguanidi	3.726	0.003	604	BB	4.6	
	Totals:		0.003	604			

Total Unidentified Counts : 0 counts

Detected Peaks: 1 Rejected Peaks: 0 Identified Peaks: 1

Multiplier: N/A Divisor: N/A Unidentified Peak Factor: 0

Baseline Offset: 267 microAU

Noise (used): 144 microAU - monitored before this run

Vial: 12 Injection Number: 1 Full Loop Volume: 50 ul

****
Notes
****

TestAmerica West Sacramento, SAC-LC-0010, Nitroguanidine Analysis on PDA
, absorbance at 263nm.

O2N-NH-C(=NH)-NH2

Primary column = Phenomenex Luna Amino s/n=411655-2, 250x4.6mm, 5um, ins
talled 01/18/08 with Security NH2 Guard.
Column Temperature = 15 degrees C.
Injection volume = 50 uL.

New Syringe Valve 1/10/2008
Solvent Program updated 1/10/2008; Isocratic at 90:10 Water:Acetonitrile
and wash with 100% AcCN.
New column installed 11/21/2008; Phenomenex Luna Amino s/n=453648-5, 250
x4.6mm, 5 um.
New Calibration Curve run on 11/21/2008 using standards 08GCSV0336-341.
New Lamp installed 1/29/2009.
New Calibration Curve run on 1/29/2009 using standards 08GCSV336-241.
New Column installed ZORBAX NH2 s/n=UST0010139 4.6 x 250 mm, 5um
New Calibration Curve rn on 10/3/2009 using standards 09GCSC0108-0114 an
d 09GCSV0380 (ICV).

Original Notes:

09GCSV0111, NQ Std at 100ng/mL.
****

Title : TestAmerica West Sacramento, Nitroguanidine Analysis on PDA
Run File : c:\star\data\10.2009\nq-10-4-2009=00;06;31-09gcsv0112.run
Method File : C:\Star\Methods\NQ_Amino_10139_10032009.mth
Sample ID : 09GCSV0~~112~~430 fhk 10/22/09

Injection Date: 10/4/2009 00:06 Calculation Date: 10/4/2009 00:14

Operator : fhk
Workstation:
Instrument : Varian Star #1
Channel : 16 = 263 nm
Detector Type: 9065
Bus Address : 4
Sample Rate : 2.71 Hz
Run Time : 7.993 min

** Star Chromatography Workstation Version 5.52 ** 00123-5E00-E5E-03F9 **

Chart Speed = 2.00 cm/min Attenuation = 20 Zero Offset = 15%
Start Time = 0.000 min End Time = 6.000 min Min / Tick = 1.00

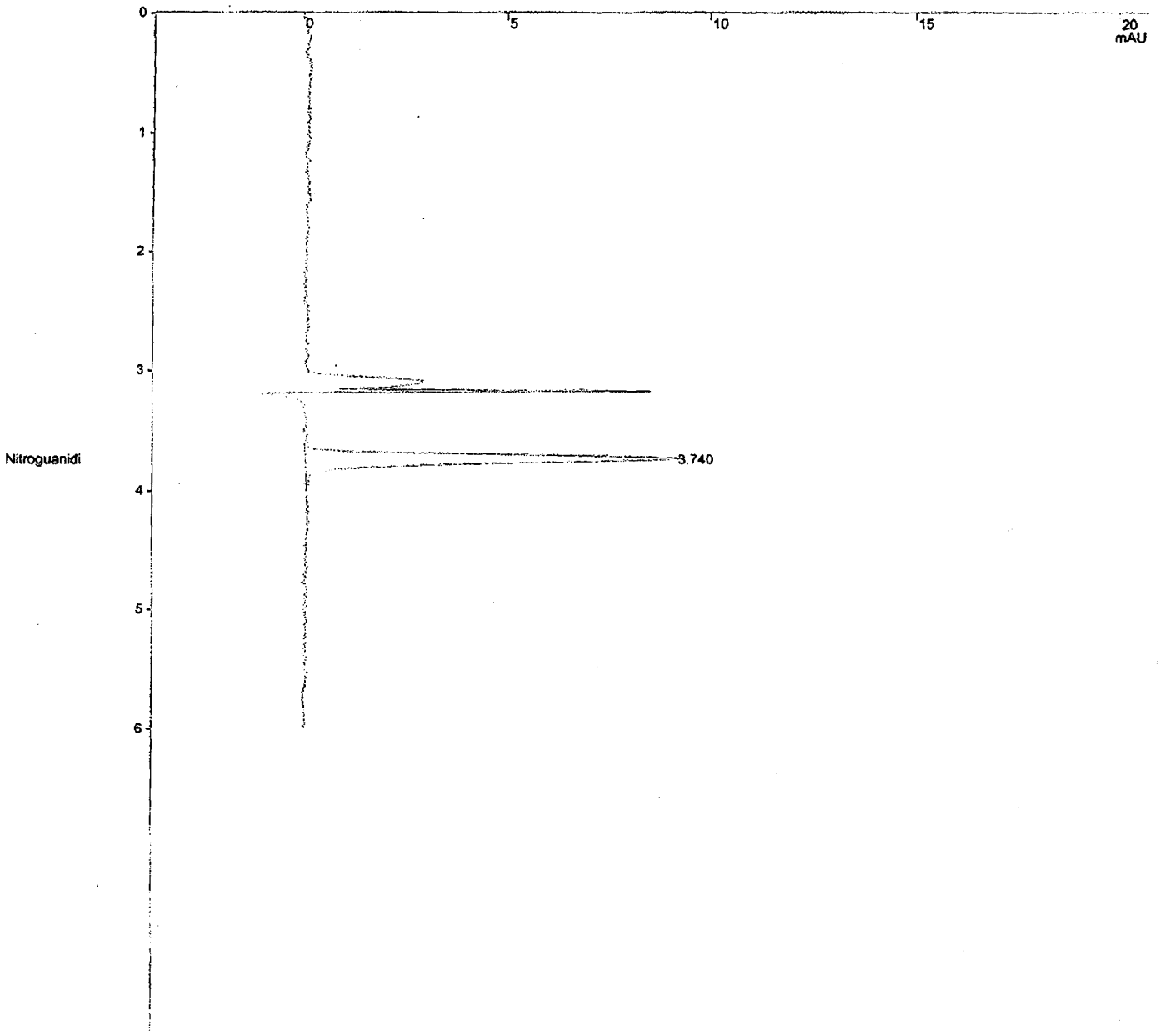

Title : TestAmerica West Sacramento, Nitroguanidine Analysis on PDA
Run File : c:\star\data\10.2009\nq-10-4-2009=00;06;31-09gcsv0112.run
Method File : C:\Star\Methods\NQ_Amino_10139_10032009.mth
Sample ID : 09GCSV0~~112~~430 fhk 10/22/09

Injection Date: 10/4/2009 00:06 Calculation Date: 10/4/2009 00:14

Operator : fhk
Workstation:
Instrument : Varian Star #1
Channel : 16 = 263 nm
Detector Type: 9065
Bus Address : 4
Sample Rate : 2.71 Hz
Run Time : 7.993 min

** Star Chromatography Workstation Version 5.52 ** 00123-5E00-E5E-03F9 **

Run Mode : Calibration
Peak Measurement: Peak Height
Calculation Type: External Standard
Level : 4

Peak No.	Peak Name	Ret. Time (min)	Time Offset (min)	Height (counts)	Sep. Code	Width 1/2 (sec)	Status Codes
1	Nitroguanidi	3.740	0.014	1205	BB	4.6	
	Totals:		0.014	1205			

Total Unidentified Counts : 0 counts

Detected Peaks: 1 Rejected Peaks: 0 Identified Peaks: 1

Multiplier: N/A Divisor: N/A Unidentified Peak Factor: 0

Baseline Offset: 160 microAU

Noise (used): 129 microAU - monitored before this run

Vial: 14 Injection Number: 1 Full Loop Volume: 50 ul

****
Notes
****

TestAmerica West Sacramento, SAC-LC-0010, Nitroguanidine Analysis on PDA
, absorbance at 263nm.

O2N-NH-C(=NH)-NH2

Primary column = Phenomenex Luna Amino s/n=411655-2, 250x4.6mm, 5um, ins
talled 01/18/08 with Security NH2 Guard.
Column Temperature = 15 degrees C.
Injection volume = 50 uL.

New Syringe Valve 1/10/2008
Solvent Program updated 1/10/2008; Isocratic at 90:10 Water:Acetonitrile
and wash with 100% AcCN.
New column installed 11/21/2008; Phenomenex Luna Amino s/n=453648-5, 250
x4.6mm, 5 um.
New Calibration Curve run on 11/21/2008 using standards 08GCSV0336-341.
New Lamp installed 1/29/2009.
New Calibration Curve run on 1/29/2009 using standards 08GCSV336-241.
New Column installed ZORBAX NH2 s/n=USTO010139 4.6 x 250 mm, 5um
New Calibration Curve rn on 10/3/2009 using standards 09GCSC0108-0114 an
d 09GCSV0380 (ICV).

Original Notes:

09GCSV0112, NQ Std at 200ng/mL.
****

Title : TestAmerica West Sacramento, Nitroguanidine Analysis on PDA
Run File : c:\star\data\10.2009\nq-10-4-2009=00;26;01-09gcsv0113.run
Method File : C:\Star\Methods\NQ_Amino_10139_10032009.mth
Sample ID : 09GCSV0~~113~~43 | 10/22/09

Injection Date: 10/4/2009 00:26 Calculation Date: 10/4/2009 00:34

Operator : fhk
Workstation:
Instrument : Varian Star #1
Channel : 16 = 263 nm

Detector Type: 9065
Bus Address : 4
Sample Rate : 2.71 Hz
Run Time : 7.993 min

** Star Chromatography Workstation Version 5.52 ** 00123-5E00-E5E-03F9 **

Chart Speed = 2.00 cm/min Attenuation = 20 Zero Offset = 15%
Start Time = 0.000 min End Time = 6.000 min Min / Tick = 1.00

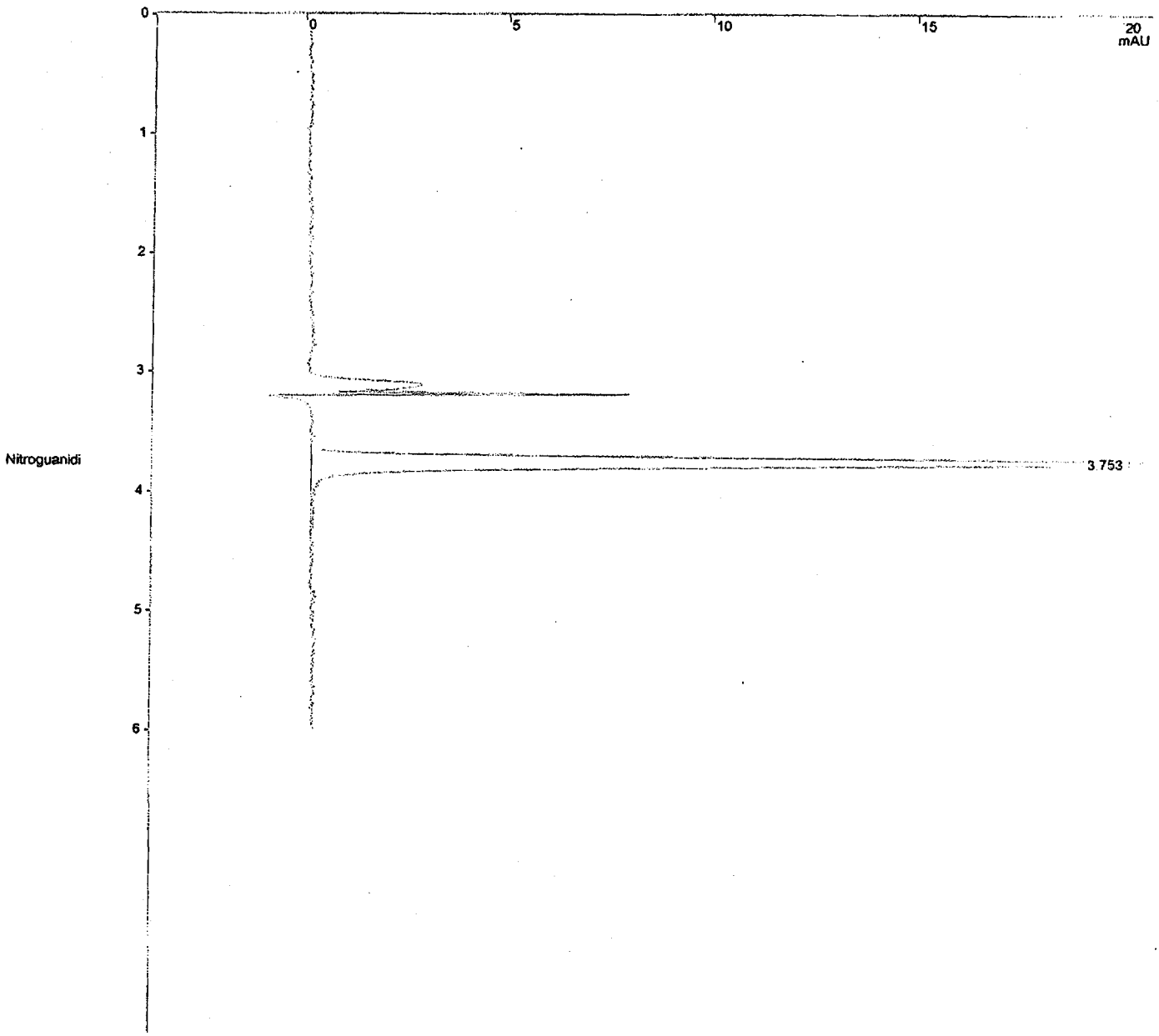

Title : TestAmerica West Sacramento, Nitroguanidine Analysis on PDA
Run File : c:\star\data\10.2009\nq-10-4-2009-00;26;01-09gcsv0113.run
Method File : C:\Star\Methods\NQ_Amino_10139_10032009.mth
Sample ID : 09GCSV0~~113~~ 431 JMC 10/22/09

Injection Date: 10/4/2009 00:26 Calculation Date: 10/4/2009 00:34

Operator : fhk
Workstation:
Instrument : Varian Star #1
Channel : 16 = 263 nm
Detector Type: 9065
Bus Address : 4
Sample Rate : 2.71 Hz
Run Time : 7.993 min

** Star Chromatography Workstation Version 5.52 ** 00123-5E00-E5E-03F9 **

Run Mode : Calibration
Peak Measurement: Peak Height
Calculation Type: External Standard
Level : 5

Peak No.	Peak Name	Ret. Time (min)	Time Offset (min)	Height (counts)	Sep. Code	Width 1/2 (sec)	Status Codes
1	Nitroguanidi	3.753	0.013	3019	BB	4.6	
	Totals:		0.013	3019			

Total Unidentified Counts : 0 counts

Detected Peaks: 1 Rejected Peaks: 0 Identified Peaks: 1

Multiplier: N/A Divisor: N/A Unidentified Peak Factor: 0

Baseline Offset: 137 microAU

Noise (used): 183 microAU - monitored before this run

Vial: 16 Injection Number: 1 Full Loop Volume: 50 ul

****
Notes
****

TestAmerica West Sacramento, SAC-LC-0010, Nitroguanidine Analysis on PDA , absorbance at 263nm.

O2N-NH-C(=NH)-NH2

Primary column = Phenomenex Luna Amino s/n=411655-2, 250x4.6mm, 5um, installed 01/18/08 with Security NH2 Guard.
Column Temperature = 15 degrees C.
Injection volume = 50 uL.

New Syringe Valve 1/10/2008
Solvent Program updated 1/10/2008; Isocratic at 90:10 Water:Acetonitrile and wash with 100% AcCN.
New column installed 11/21/2008; Phenomenex Luna Amino s/n=453648-5, 250 x4.6mm, 5 um.
New Calibration Curve run on 11/21/2008 using standards 08GCSV0336-341.
New Lamp installed 1/29/2009.
New Calibration Curve run on 1/29/2009 using standards 08GCSV336-241.
New Column installed ZORBAX NH2 s/n=UST0010139 4.6 x 250 mm, 5um
New Calibration Curve rn on 10/3/2009 using standards 09GCSC0108-0114 and 09GCSV0380 (ICV).

Original Notes:

09GCSV0113, NQ Std at 500ng/mL.
****

Title : TestAmerica West Sacramento, Nitroguanidine Analysis on PDA
Run File : c:\star\data\10.2009\nq-10-4-2009=00;45;32-09gcsv0114.run
Method File : C:\Star\Methods\NQ_Amino_10139_10032009.mth
Sample ID : 09GCSV0~~114~~32 BM 10/22/09

Injection Date: 10/4/2009 00:45 Calculation Date: 10/4/2009 00:53

Operator : fhk
Workstation:
Instrument : Varian Star #1
Channel : 16 = 263 nm

Detector Type: 9065
Bus Address : 4
Sample Rate : 2.71 Hz
Run Time : 7.987 min

** Star Chromatography Workstation Version 5.52 ** 00123-5E00-E5E-03F9 **

Chart Speed = 2.00 cm/min Attenuation = 20 Zero Offset = 15%
Start Time = 0.000 min End Time = 6.000 min Min / Tick = 1.00

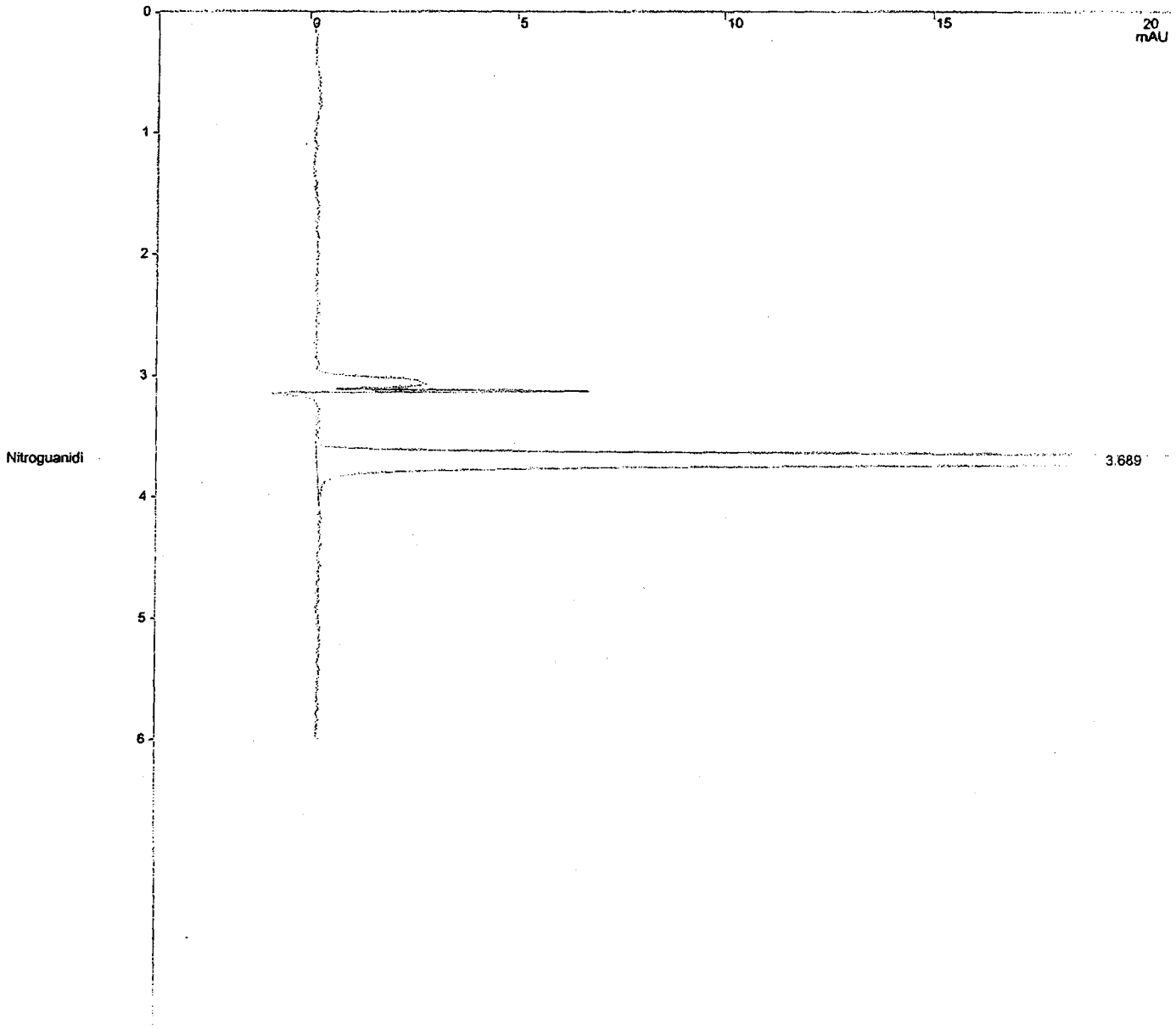

Title : TestAmerica West Sacramento, Nitroguanidine Analysis on PDA
Run File : c:\star\data\10.2009\nq-10-4-2009=00;45;32-09gcsv0114.run
Method File : C:\Star\Methods\NQ_Amino_10139_10032009.mth
Sample ID : 09GCSV0~~114~~ 432 JHK 10/22/09

Injection Date: 10/4/2009 00:45 Calculation Date: 10/4/2009 00:53

Operator : fhk
Workstation:
Instrument : Varian Star #1
Channel : 16 = 263 nm
Detector Type: 9065
Bus Address : 4
Sample Rate : 2.71 Hz
Run Time : 7.987 min

** Star Chromatography Workstation Version 5.52 ** 00123-5E00-E5E-03F9 **

Run Mode : Calibration
Peak Measurement: Peak Height
Calculation Type: External Standard
Level : 6

Peak No.	Peak Name	Ret. Time (min)	Time Offset (min)	Height (counts)	Sep. Code	Width 1/2 (sec)	Status Codes
1	Nitroguanidi	3.689	-0.063	6082	BB	4.7	
	Totals:		-0.063	6082			

Total Unidentified Counts : 0 counts

Detected Peaks: 1 Rejected Peaks: 0 Identified Peaks: 1

Multiplier: N/A Divisor: N/A Unidentified Peak Factor: 0

Baseline Offset: 122 microAU

Noise (used): 190 microAU - monitored before this run

Vial: 18 Injection Number: 1 Full Loop Volume: 50 ul

****
Notes
****

TestAmerica West Sacramento, SAC-LC-0010, Nitroguanidine Analysis on PDA
, absorbance at 263nm.

O2N-NH-C(=NH)-NH2

Primary column = Phenomenex Luna Amino s/n=411655-2, 250x4.6mm, 5um, ins
talled 01/18/08 with Security NH2 Guard.
Column Temperature = 15 degrees C.
Injection volume = 50 uL.

New Syringe Valve 1/10/2008
Solvent Program updated 1/10/2008; Isocratic at 90:10 Water:Acetonitrile
and wash with 100% AcCN.
New column installed 11/21/2008; Phenomenex Luna Amino s/n=453648-5, 250
x4.6mm, 5 um.
New Calibration Curve run on 11/21/2008 using standards 08GCSV0336-341.
New Lamp installed 1/29/2009.
New Calibration Curve run on 1/29/2009 using standards 08GCSV336-241.
New Column installed ZORBAX NH2 s/n=UST0010139 4.6 x 250 mm, 5um
New Calibration Curve rn on 10/3/2009 using standards 09GCSC0108-0114 an
d 09GCSV0380 (ICV).

Original Notes:

09GCSV0114, NQ Std at 1000ng/mL.
****

Title : TestAmerica West Sacramento, Nitroguanidine Analysis on PDA
Run File : c:\star\data\10.2009\nq-10-4-2009=01;24;38-09gcsv0108 2xmdl.run
Method File : C:\Star\Methods\NQ_Amino_10139_10032009.mth
Sample ID : 09GCSV0~~108~~ 426 2XMDL FHK 10/22/09

Injection Date: 10/4/2009 01:24 Calculation Date: 10/4/2009 01:32

Operator : fhk
Workstation:
Instrument : Varian Star #1
Channel : 16 = 263 nm

Detector Type: 9065
Bus Address : 4
Sample Rate : 2.71 Hz
Run Time : 7.993 min

** Star Chromatography Workstation Version 5.52 ** 00123-5E00-E5E-03F9 **

Chart Speed = 2.00 cm/min Attenuation = 20 Zero Offset = 15%
Start Time = 0.000 min End Time = 6.000 min Min / Tick = 1.00

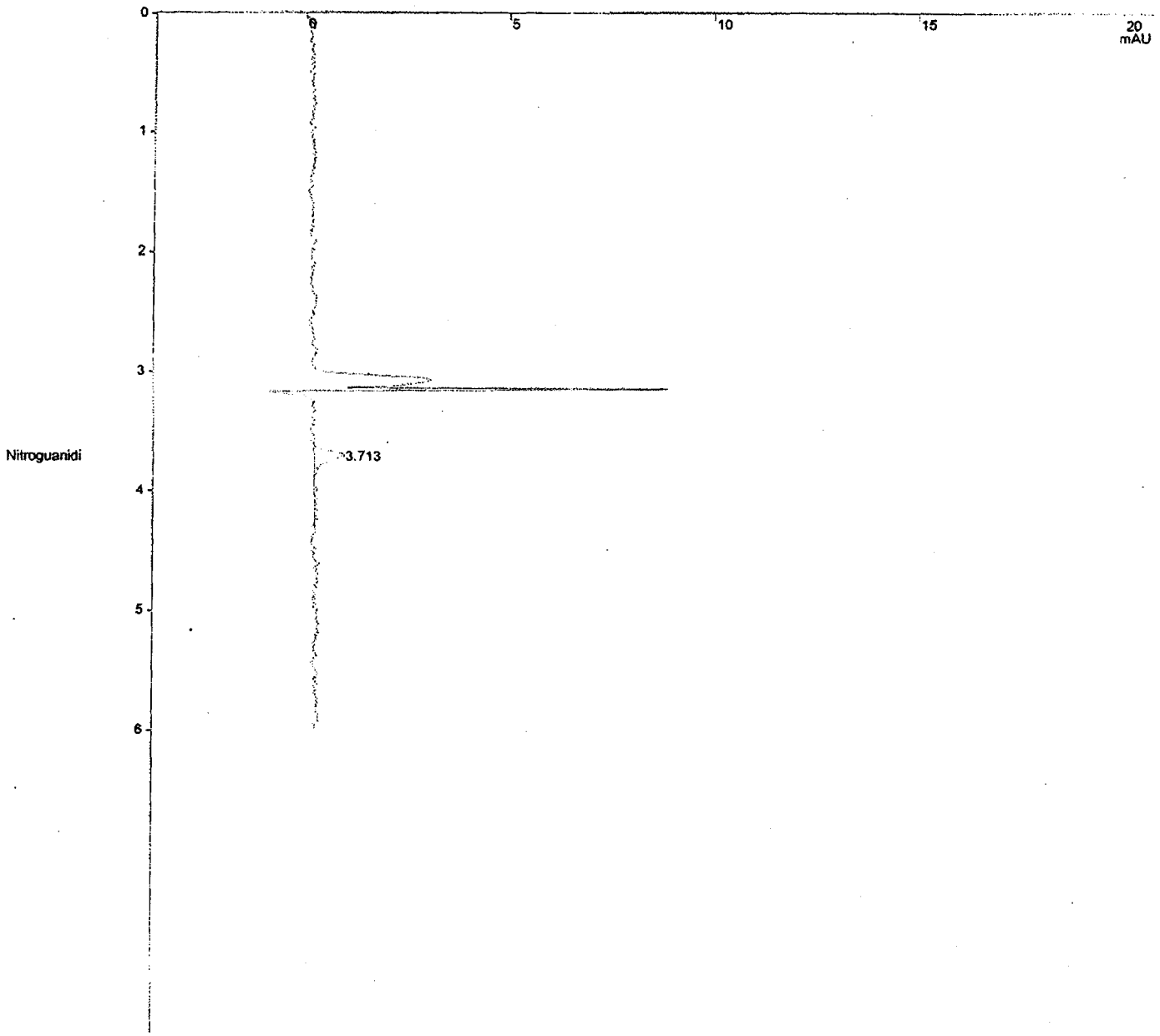

Title : TestAmerica West Sacramento, Nitroguanidine Analysis on PDA
Run File : c:\star\data\10.2009\nq-10-4-2009-01;24;38-09gcsv0108 2xmdl.run
Method File : C:\Star\Methods\NQ_Amino_10139_10032009.mth
Sample ID : 09GCSV0108 2XMDL

Injection Date: 10/4/2009 01:24 Calculation Date: 10/4/2009 01:32

Operator : fhk
Workstation:
Instrument : Varian Star #1
Channel : 16 = 263 nm

Detector Type: 9065
Bus Address : 4
Sample Rate : 2.71 Hz
Run Time : 7.993 min

** Star Chromatography Workstation Version 5.52 ** 00123-5E00-E5E-03F9 **

Run Mode : Analysis
Peak Measurement: Peak Height
Calculation Type: External Standard

Peak No.	Peak Name	Result (ppb)	Ret. Time (min)	Time Offset (min)	Height (counts)	Sep. Code	Width 1/2 (sec)	Status Codes
1	Nitroguanidi	16.2289	3.713	0.025	99	BB	5.3	
	Totals:	16.2289		0.025	99			

Total Unidentified Counts : 0 counts

Detected Peaks: 1 Rejected Peaks: 0 Identified Peaks: 1

Multiplier: 1 Divisor: 1 Unidentified Peak Factor: 0

Baseline Offset: 92 microAU

Noise (used): 221 microAU - monitored before this run

Vial: 6 Injection Number: 1 Full Loop Volume: 50 ul

****
Notes
****

TestAmerica West Sacramento, SAC-LC-0010, Nitroguanidine Analysis on PDA
, absorbance at 263nm.

O2N-NH-C(=NH)-NH2

Primary column = Phenomenex Luna Amino s/n=411655-2, 250x4.6mm, 5um, ins
talled 01/18/08 with Security NH2 Guard.
Column Temperature = 15 degrees C.
Injection volume = 50 uL.

New Syringe Valve 1/10/2008
Solvent Program updated 1/10/2008; Isocratic at 90:10 Water:Acetonitrile
and wash with 100% AcCN.
New column installed 11/21/2008; Phenomenex Luna Amino s/n=453648-5, 250
x4.6mm, 5 um.
New Calibration Curve run on 11/21/2008 using standards 08GCSV0336-341.
New Lamp installed 1/29/2009.
New Calibration Curve run on 1/29/2009 using standards 08GCSV336-241.
New Column installed ZORBAX NH2 s/n=UST0010139 4.6 x 250 mm, 5um
New Calibration Curve rn on 10/3/2009 using standards 09GCSC0108-0114 an
d 09GCSV0380 (ICV).

Original Notes:

09GCSV0108, NQ Std at 15ng/mL; 2 times MDL.
****

TestAmerica
THE LEADER IN ENVIRONMENTAL TESTING

West Sacramento

GC/HPLC ICAL Checklist

Instrument ID: PDA-1 ICAL ID: C18-235332-4 0827-2009 Method: Nitroguanidine

Analytes Included in curve (with dates): Nitroguanidine

A. Included Sections of ICAL	Analyst	Reviewer	N/A
1. ICAL Summary included (for both columns if applicable).	—	✓	
2. ICAL Runlog included.	—	✓	
3. ICV included and moved to after summary.	—	✓	
4. PEM meets requirements and is included for 8081.			—
5. Alkane Marker included for 8015 TPH.			—
6. ICAL Raw Data included for all analytes.	—	✓	
B. ICAL Summary			
1. All analytes meet %RSD or linear regression requirements.	—	✓	
2. ICAL meets requirements stated in SOP.	—	✓	
2. Any levels dropped are reviewed and appropriate.			—
3. All analytes in ICAL are in the ICAL summary.	—	✓	
4. RFs are calculated correctly. Perform Manual calculation.	—	✓	
C. ICAL Analysis			
1. Manual Integrations reviewed and appropriate.			—
2. All peaks correctly identified.	—	✓	
3. No analytes have saturated peaks.	—	✓	
4. RT windows set correctly (8015 TPH).			—
5. ICV meets requirements and is run after the ICAL.	—	✓	
6. Standards used in ICAL are current.	—	✓	
7. ICAL is copied to source method.	NA		—

Curve Valid for:	Yes	No	Criteria
Standard SOP	—		RSD ≤20%, r≥ 0.995 (intercept <1/2RL for 8081,8082, NQ, 8310) and (<RL for 8330) and r>0.990 (intercept <RL for 8015), ICV≤15%, PEM ≤15%
DOD QSM V3	—		RSD ≤20%, r≥ 0.995, ICV≤20%, PEM ≤15%
AFCEE 3.1	—		RSD ≤20%, r≥ 0.995, ICV≤15%, PEM ≤15%
AFCEE 4.0	—		RSD ≤20%, r≥ 0.995, ICV≤20% (8081, 8082, 8015) and ICV≤25% (8330,8310), PEM ≤15%

Analyst: [signature] Date: 8/27/09

Reviewer: J.Nihart Date: 8/29/09

Comments:

Print Date: 27 Aug 2009 18:20:04
Calibration Curves Report
File: c:\star\methods\nq_c18_235332-4_08272009.mth
Detector: 9065 Polychrom, Address: 4, Channel ID: 16

Nitroguanidine
External Standard Analysis
Resp. Fact. RSD: 2.016%
Curve Type: Linear
Origin: Force
Coeff. Det.(r^2): 0.999879
y = +7.4843e+000x

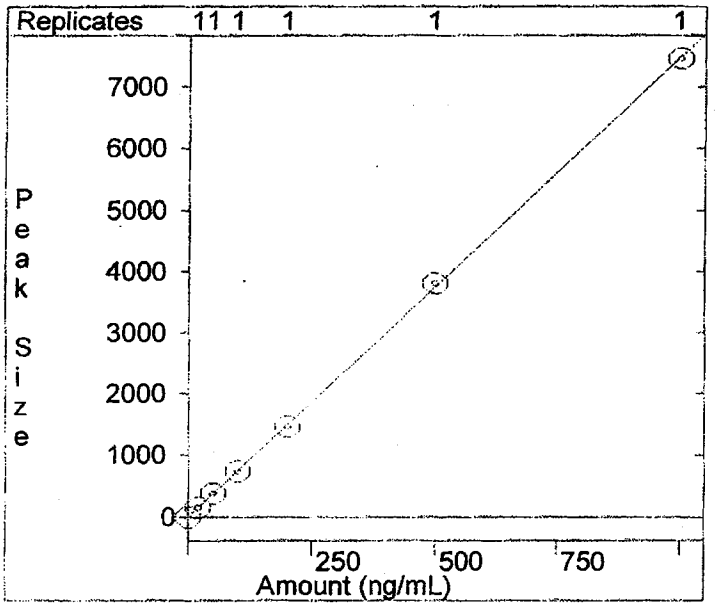

2006

Title	:	Calibration Block Report			
Method File	:	c:\star\methods\nq_c18_235332-4_08272009.mth			
Data Method Time	:	8/27/2009 18:04			
Requested Curve Type	:	linear	Method Detector Type	:	9065 Polychrom
Requested Origin	:	force	Method Bus Address	:	4
Calibration Type	:	External Standard Analysis	Method Channel	:	16
Calibration Dates					
Last Injection Date	:	8/27/2009 17:54	Last Recalculation Date	:	8/27/2009 18:04

**********Star Chromatography Workstation**********Version 5.52**********

Retention Time (min)	Peak Name	Curve\ Origin	X^3	X^2	X	C	r^2	Cal. Range	No. of Points	Edit Codes
4.309	Nitroguanidine	1 F			+7.4843e+000	+0.0000e+000	+9.9988e-001	1-6	6	

Curve Codes	Origin Codes	Edit Codes
1 linear	I include	1 curve
2 quadratic	IG ignore	2 origin
3 cubic	F force	3 coefficient

JMP 8/29/09

Ret. Time: 4.309 min.
Peak Name: Nitroguanidine
Peak Measurement: Height
Curve\Origin: 1 F

Level	Amount	Replicate No.	Response	Avg. Response	Std. Dev.
1	20.000000	1	155	155.0	#
2	50.000000	1	377	377.3	#
3	100.000000	1	740	740.0	#
4	200.000000	1	1466	1466.2	#
5	500.000000	1	3804	3803.9	#
6	1000.000000	1	7460	7460.1	#

= Too few points to calculate.

Peak Name	Level	Rep.	Injection Date Time	Run Files
Nitroguanidine	1	1	8/27/2009 15:43	c:\... \08.2009\nq-c18-8-27-2009=15;43;15-ical 1; 20.run
	2	1	8/27/2009 16:09	c:\... \08.2009\nq-c18-8-27-2009=16;09;29-ical 2; 50.run
	3	1	8/27/2009 16:35	c:\... \08.2009\nq-c18-8-27-2009=16;35;45-ical 3; 100.run
	4	1	8/27/2009 17:01	c:\... \08.2009\nq-c18-8-27-2009=17;02;00-ical 4; 200.run
	5	1	8/27/2009 17:28	c:\... \08.2009\nq-c18-8-27-2009=17;28;16-ical 5; 500.run
	6	1	8/27/2009 17:54	c:\... \08.2009\nq-c18-8-27-2009=17;54;31-ical 6; 1000.run

North Canton

****

Varian Star Workstation - RecalcList Fri Aug 28 13:08:39 2009

RecalcList: C:\Star\Sample list\NQ-C18-08.27.2009.RCL

Created: Thu Aug 27 12:38:07 2009
Modified: Fri Aug 28 10:31:45 2009

NQ Confirmation 27 August 2009

****

WS-LC-0010

Line	Sample Type	Sample Name	Data File	In
1	Verification	Primer WS-LC-0010	nq-c18-8-27-2009=12;39;28-primer ws-lc-0010.run	
2	Verification	Primer WS-LC-0010	nq-c18-8-27-2009=13;05;43-primer ws-lc-0010.run	
3	Verification	Primer WS-LC-0010	nq-c18-8-27-2009=13;31;57-primer ws-lc-0010.run	
4	Verification	Primer WS-LC-0010	nq-c18-8-27-2009=13;58;11-primer ws-lc-0010.run	
5	Verification	Primer WS-LC-0010	nq-c18-8-27-2009=14;24;25-primer ws-lc-0010.run	
6	Verification	Primer WS-LC-0010	nq-c18-8-27-2009=14;50;41-primer ws-lc-0010.run	
7	Analysis	Blank	nq-c18-8-27-2009=15;16;59-blank.run	
8	New Calib Block			
9	Calibration	ICAL 1; 20	nq-c18-8-27-2009=15;43;15-ical 1; 20.run	
10	Calibration	ICAL 2; 50	nq-c18-8-27-2009=16;09;29-ical 2; 50.run	
11	Calibration	ICAL 3; 100	nq-c18-8-27-2009=16;35;45-ical 3; 100.run	
12	Calibration	ICAL 4; 200	nq-c18-8-27-2009=17;02;00-ical 4; 200.run	
13	Calibration	ICAL 5; 500	nq-c18-8-27-2009=17;28;16-ical 5; 500.run	
14	Calibration	ICAL 6; 1000	nq-c18-8-27-2009=17;54;31-ical 6; 1000.run	
15	Print Calib			
16	Verification	ICV Std; 200	nq-c18-8-27-2009=18;20;56-icv std; 200.run	
17	Analysis	2xMDL Std; 15	nq-c18-8-27-2009=18;47;10-2xmdl std; 15.run	
18	Analysis	Blank	nq-c18-8-27-2009=19;13;27-blank.run	
19	Verification	09GCSV0112	nq-c18-8-27-2009=19;39;45-09gcsv0112.run	
20	Analysis	H2O-L0Q-MB	nq-c18-8-27-2009=20;06;04-h2o-10q-mb.run	
21	Analysis	H2O-L0Q-1	nq-c18-8-27-2009=20;32;21-h2o-10q-1.run	
22	Analysis	H2O-L0Q-2	nq-c18-8-27-2009=20;58;36-h2o-10q-2.run	
23	Analysis	H2O-L0Q-3	nq-c18-8-27-2009=21;24;52-h2o-10q-3.run	
24	Analysis	H2O-L0Q-4	nq-c18-8-27-2009=21;51;07-h2o-10q-4.run	
25	Analysis	H2O-L0Q-5	nq-c18-8-27-2009=22;17;22-h2o-10q-5.run	
26	Analysis	H2O-L0D-1	nq-c18-8-27-2009=22;43;35-h2o-10d-1.run	
27	Verification	09GCSV0113	nq-c18-8-27-2009=23;09;50-09gcsv0113.run	
28	Analysis	H2O-L0Q-MB	nq-c18-8-27-2009=23;36;04-h2o-10q-mb.run	
29	Analysis	H2O-L0Q-6	nq-c18-8-28-2009=00;02;15-h2o-10q-6.run	
30	Analysis	H2O-L0Q-7	nq-c18-8-28-2009=00;28;30-h2o-10q-7.run	
31	Analysis	H2O-L0Q-8	nq-c18-8-28-2009=00;54;45-h2o-10q-8.run	
32	Analysis	H2O-L0Q-9	nq-c18-8-28-2009=01;20;58-h2o-10q-9.run	
33	Analysis	H2O-L0Q-10	nq-c18-8-28-2009=01;47;14-h2o-10q-10.run	
34	Analysis	H2O-L0D-2	nq-c18-8-28-2009=02;13;28-h2o-10d-2.run	
35	Verification	09GCSV0112	nq-c18-8-28-2009=02;39;45-09gcsv0112.run	
36	Analysis	SOLID-L0Q-MB	nq-c18-8-28-2009=03;05;58-solid-10q-mb.run	
37	Analysis	SOLID-L0Q-1	nq-c18-8-28-2009=03;32;13-solid-10q-1.run	

38	Analysis	SOLID-L0Q-2	nq-c18-8-28-2009=03;58;27-solid-10q-2.run
39	Analysis	SOLID-L0Q-3	nq-c18-8-28-2009=04;24;42-solid-10q-3.run
40	Analysis	SOLID-L0Q-4	nq-c18-8-28-2009=04;50;56-solid-10q-4.run
41	Analysis	SOLID-L0Q-5	nq-c18-8-28-2009=05;17;11-solid-10q-5.run
42	Analysis	SOLID-L0D-1	nq-c18-8-28-2009=05;43;23-solid-10d-1.run
43	Verification	09GCSV0112	nq-c18-8-28-2009=06;09;40-09gcsv0112.run
44	Analysis	SOLID-L0Q-MB	nq-c18-8-28-2009=06;35;55-solid-10q-mb.run
45	Analysis	SOLID-L0Q-6	nq-c18-8-28-2009=07;02;12-solid-10q-6.run
46	Analysis	SOLID-L0Q-7	nq-c18-8-28-2009=07;28;27-solid-10q-7.run
47	Analysis	SOLID-L0Q-8	nq-c18-8-28-2009=07;54;41-solid-10q-8.run
48	Analysis	SOLID-L0Q-9	nq-c18-8-28-2009=08;20;56-solid-10q-9.run
49	Analysis	SOLID-L0Q-10	nq-c18-8-28-2009=08;47;10-solid-10q-10.run
50	Analysis	SOLID-L0D-2	nq-c18-8-28-2009=09;13;25-solid-10d-2.run
51	Verification	09GCSV0112	nq-c18-8-28-2009=09;39;43-09gcsv0112.run
52	Analysis	BLANK	nq-c18-8-28-2009=10;21;34-blank.run

```
Title       : Nitroguanidine Analysis on PDA @ 263 nm.
Run File    : c:\star\data\08.2009\nq-c18-8-27-2009=18;20;56-icv std;  200.run
Method File : C:\Star\Methods\NQ_C18_235332-4_08272009.mth
Sample ID   : ICV Std;  200

Injection Date: 8/27/2009 18:20    Calculation Date: 8/27/2009 18:31

Operator    : fhk                  Detector Type: 9065
Workstation:                       Bus Address  : 4
Instrument : Varian Star #1        Sample Rate  : 2.71 Hz
Channel    : 16 = 263 nm           Run Time     : 9.990 min

** Star Chromatography Workstation Version 5.52 ** 00123-5E00-E5E-03F9 **

Chart Speed =    2.00 cm/min   Attenuation = 40          Zero Offset = 8%
Start Time  =   2.000   min     End Time    = 8.000   min   Min / Tick  = 1.00
```

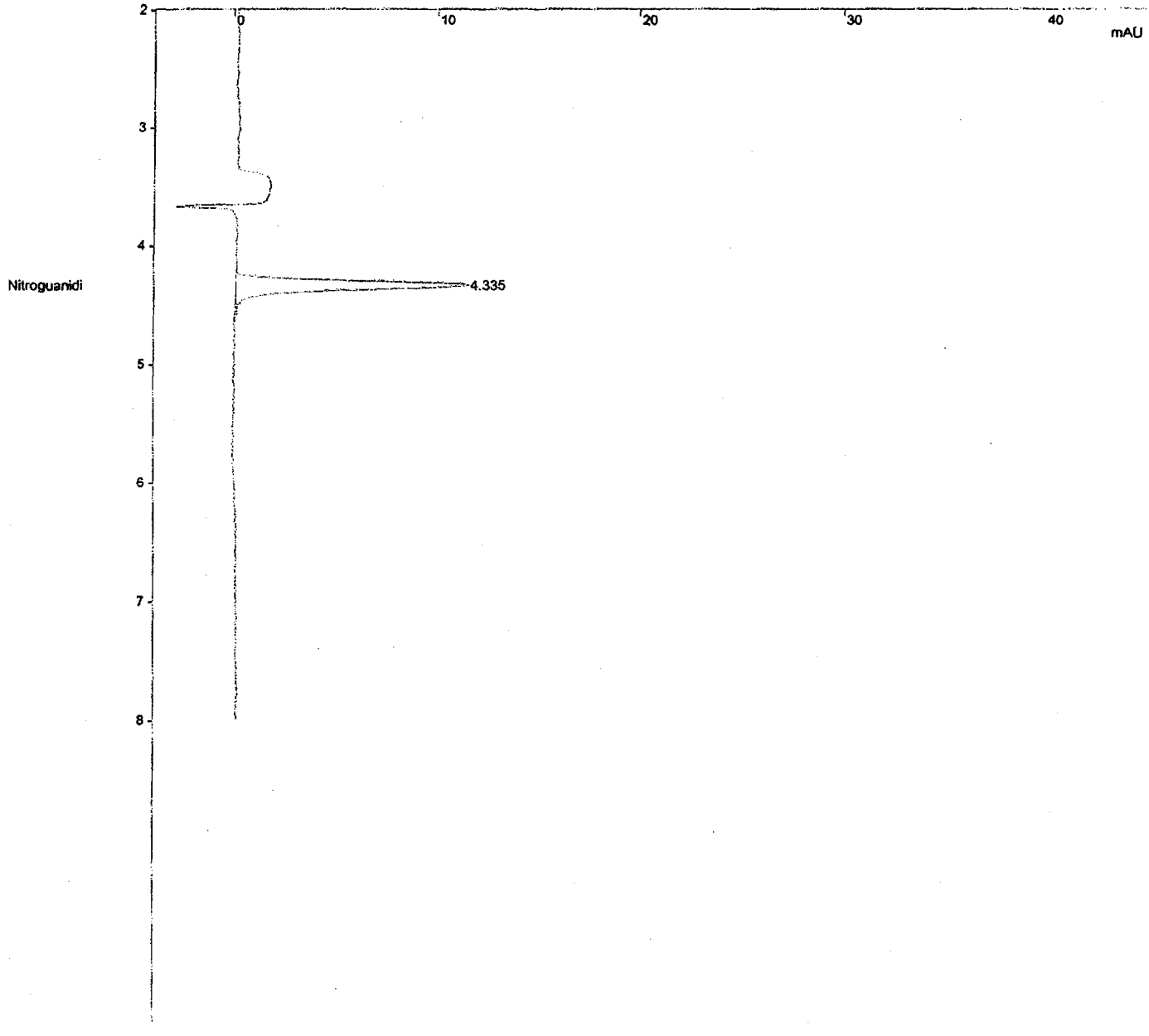

Verification Report

Title : Nitroguanidine Analysis on PDA @ 263 nm.
Run File : c:\star\data\08.2009\nq-c18-8-27-2009-18;20;56-icv std; 200.run
Method File : C:\Star\Methods\NQ_C18_235332-4_08272009.mth
Sample ID : ICV Std; 200

Injection Date: 8/27/2009 18:20 Calculation Date: 8/27/2009 18:31

Operator : fhk
Workstation:
Instrument : Varian Star #1
Channel : 16 = 263 nm
Detector Type: 9065
Bus Address : 4
Sample Rate : 2.71 Hz
Run Time : 9.990 min

** Star Chromatography Workstation Version 5.52 ** 00123-5E00-E5E-03F9 **

Run Mode : Verification
Peak Measurement: Peak Height
Calculation Type: External Standard
Level : 4
Tolerance : 15.0%

Peak No.	Peak Name	Expected Result (ppb)	Calculated Result (ppb)	Dev. %	Ret. Time (min)	Time Offset (min)	Height (counts)	Status Codes
1	Nitroguanidi	200.0000	202.4440	1.2	4.335	0.026	1515	
	Totals:		202.4440			0.026	1515	

Total Unidentified Counts : 0 counts

Detected Peaks: 1 Rejected Peaks: 0 Identified Peaks: 1

Multiplier: 1 Divisor: 1 Unidentified Peak Factor: 0

Baseline Offset: 69 microAU

Noise (used): 144 microAU - monitored before this run

Vial: 4 Injection Number: 1 Full Loop Volume: 50 ul

ICV passes
8/29/09

JMM 9/29/09

****
Notes
****

STL Sacramento, SAC-LC-0010, Nitroguanidine Confirmation on PDA, absorbance at 263nm.

Column = Phenomenex Synergi 4u Hydro-RP 80A, 250 x 4.6 mm, installed 11/9/04
Column Temperature 15 degrees C.
Injection volumn 50 uL.

Program run 90/0/10 to 95/5/0 in 7 minutes then wash with 100% ACN, flow rate 0.80 mL/min.

A= Water
B= Acetonitrile
C= Methanol (12/28/04)
Syringe Valve 1/09/08.
New Lamp 1/17/2008

New Lamp 6/24/2008
New curve using standards 08GCSV0123-128

New curve using standards 08GCSV0334, 336-341, AND 09GCSV0032-ICV on 1/17/2009.

New curve using standards 09GCSV0108-114 and ICV 09GCSV0380 on 8/27/2009

Original Notes:

09GCSV0380, NQ Std at 200ng/mL; Second Source Standard.

****

```
Title       : Nitroguanidine Analysis on PDA @ 263 nm.
Run File    : c:\star\data\08.2009\nq-c18-8-27-2009=15;43;15-ical 1;     20.run
Method File : C:\Star\Methods\NQ_C18_235332-4_08272009.mth
Sample ID   : ICAL 1;     20

Injection Date: 8/27/2009 15:43    Calculation Date: 8/27/2009 15:53

Operator    : fhk                   Detector Type: 9065
Workstation:                        Bus Address  : 4
Instrument : Varian Star #1         Sample Rate  : 2.71 Hz
Channel     : 16 = 263 nm           Run Time     : 9.996 min

** Star Chromatography Workstation Version 5.52 ** 00123-5E00-E5E-03F9 **

Chart Speed =    2.00 cm/min   Attenuation = 40          Zero Offset = 8%
Start Time  =   2.000   min     End Time    = 8.000   min   Min / Tick  = 1.00
```



Title : Nitroguanidine Analysis on PDA @ 263 nm.
Run File : c:\star\data\08.2009\nq-c18-8-27-2009=15;43;15-ical 1; 20.run
Method File : C:\Star\Methods\NQ_C18_235332-4_08272009.mth
Sample ID : ICAL 1; 20

Injection Date: 8/27/2009 15:43 Calculation Date: 8/27/2009 15:53

Operator : fhk
Workstation:
Instrument : Varian Star #1
Channel : 16 = 263 nm
Detector Type: 9065
Bus Address : 4
Sample Rate : 2.71 Hz
Run Time : 9.996 min

** Star Chromatography Workstation Version 5.52 ** 00123-5E00-E5E-03F9 **

Run Mode : Calibration
Peak Measurement: Peak Height
Calculation Type: External Standard
Level : 1

Peak No.	Peak Name	Ret. Time (min)	Time Offset (min)	Height (counts)	Sep. Code	Width 1/2 (sec)	Status Codes
1	Nitroguanidi	4.330	0.006	155	BB	4.7	
	Totals:		0.006	155			

Total Unidentified Counts : 0 counts

Detected Peaks: 1 Rejected Peaks: 0 Identified Peaks: 1

Multiplier: N/A Divisor: N/A Unidentified Peak Factor: 0

Baseline Offset: -22 microAU

Noise (used): 122 microAU - monitored before this run

Vial: 8 Injection Number: 1 Full Loop Volume: 50 ul

****
Notes
****

STL Sacramento, SAC-LC-0010, Nitroguanidine Confirmation on PDA, absorbance at 263nm.

Column = Phenomenex Synergi 4u Hydro-RP 80A, 250 x 4.6 mm, installed 11/9/04
Column Temperature 15 degrees C.
Injection volumn 50 uL.

Program run 90/0/10 to 95/5/0 in 7 minutes then wash with 100% ACN, flow rate 0.80 mL/min.

A= Water
B= Acetonitrile
C= Methanol (12/28/04)
Syringe Valve 1/09/08.
New Lamp 1/17/2008

New Lamp 6/24/2008
New curve using standards 08GCSV0123-128

New curve using standards 08GCSV0334, 336-341, AND 09GCSV0032-ICV on 1/17/2009.

New curve using standards 09GCSV0108-114 and ICV 09GCSV0380 on 8/27/2009
.

Original Notes:

09GCSV0109, NQ Std at 20ng/mL.
****

Title : Nitroguanidine Analysis on PDA @ 263 nm.
Run File : c:\star\data\08.2009\nq-c18-8-27-2009=16;09;29-ical 2; 50.run
Method File : C:\Star\Methods\NQ_C18_235332-4_08272009.mth
Sample ID : ICAL 2; 50

Injection Date: 8/27/2009 16:09 Calculation Date: 8/27/2009 16:19

Operator : fhk
Workstation:
Instrument : Varian Star #1
Channel : 16 = 263 nm
Detector Type: 9065
Bus Address : 4
Sample Rate : 2.71 Hz
Run Time : 9.990 min

** Star Chromatography Workstation Version 5.52 ** 00123-5E00-E5E-03F9 **

Chart Speed = 2.00 cm/min Attenuation = 40 Zero Offset = 8%
Start Time = 2.000 min End Time = 8.000 min Min / Tick = 1.00

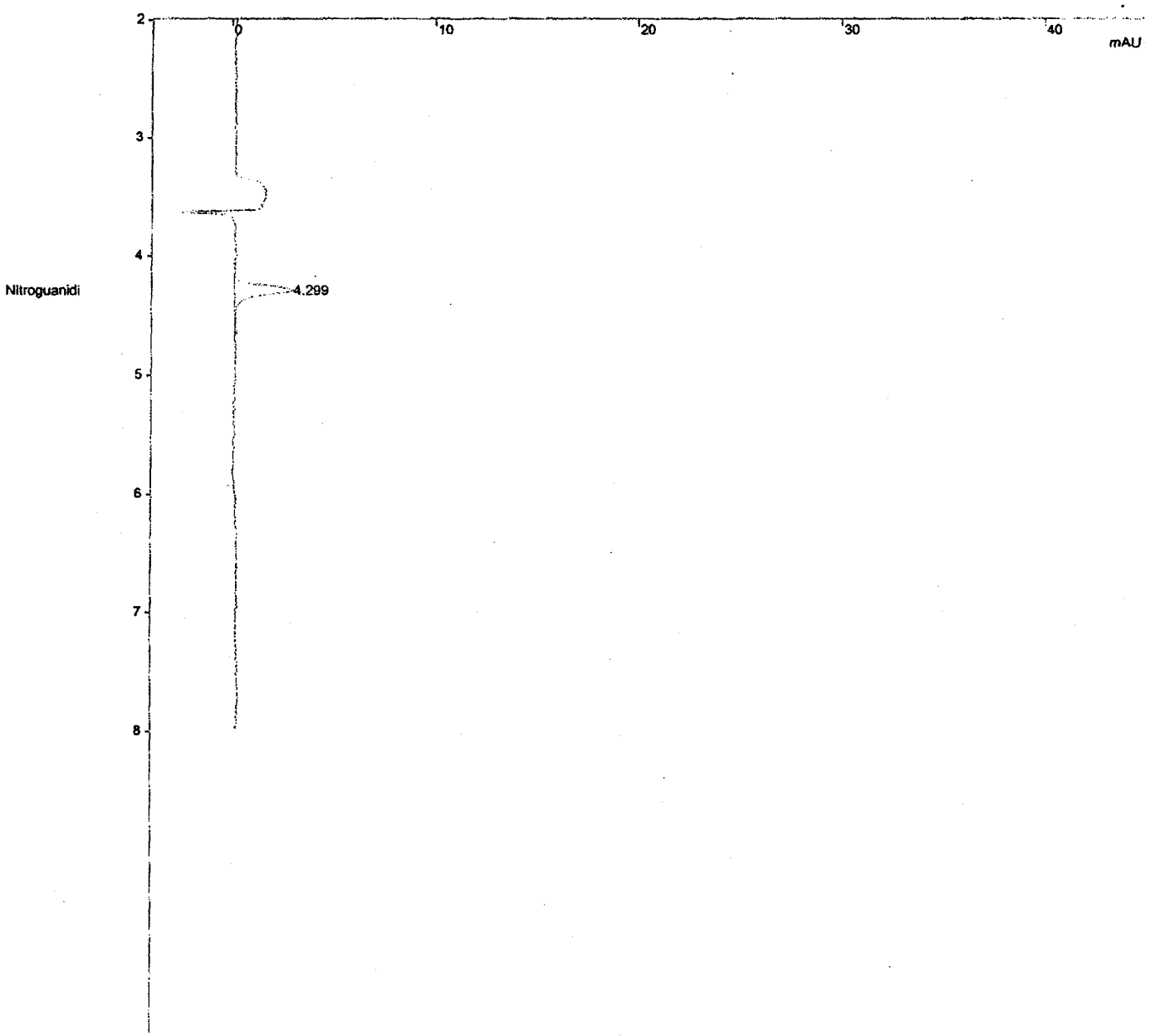

Print Date: Thu Aug 27 16:19:38 2009 Page 1 of 1

Title : Nitroguanidine Analysis on PDA @ 263 nm.
Run File : c:\star\data\08.2009\nq-c18-8-27-2009=16;09;29-ical 2; 50.run
Method File : C:\Star\Methods\NQ_C18_235332-4_08272009.mth
Sample ID : ICAL 2; 50

Injection Date: 8/27/2009 16:09 Calculation Date: 8/27/2009 16:19

Operator : fhk
Workstation:
Instrument : Varian Star #1
Channel : 16 = 263 nm
Detector Type: 9065
Bus Address : 4
Sample Rate : 2.71 Hz
Run Time : 9.990 min

** Star Chromatography Workstation Version 5.52 ** 00123-5E00-E5E-03F9 **

Run Mode : Calibration
Peak Measurement: Peak Height
Calculation Type: External Standard
Level : 2

Peak No.	Peak Name	Ret. Time (min)	Time Offset (min)	Height (counts)	Sep. Code	Width 1/2 (sec)	Status Codes
1	Nitroguanidi	4.299	-0.031	377	BB	5.1	
	Totals:		-0.031	377			

Total Unidentified Counts : 0 counts

Detected Peaks: 2 Rejected Peaks: 1 Identified Peaks: 1

Multiplier: N/A Divisor: N/A Unidentified Peak Factor: 0

Baseline Offset: 0 microAU

Noise (used): 122 microAU - monitored before this run

Vial: 10 Injection Number: 1 Full Loop Volume: 50 ul

****
Notes
****

STL Sacramento, SAC-LC-0010, Nitroguanidine Confirmation on PDA, absorba
nce at 263nm.

Column = Phenomenex Synergi 4u Hydro-RP 80A, 250 x 4.6 mm, installed 11/
9/04
Column Temperature 15 degrees C.
Injection volumn 50 uL.

Program run 90/0/10 to 95/5/0 in 7 minutes then wash with 100% ACN, flow
rate 0.80 mL/min.

A= Water
B= Acetonitrile
C= Methanol (12/28/04)
Syringe Valve 1/09/08.
New Lamp 1/17/2008

New Lamp 6/24/2008
New curve using standards 08GCSV0123-128

New curve using standards 08GCSV0334, 336-341, AND 09GCSV0032-ICV on 1/1
7/2009.

New curve using standards 09GCSV0108-114 and ICV 09GCSV0380 on 8/27/2009
.

Original Notes:

09GCSV0110, NQ Std at 50ng/mL.
****

Title : Nitroguanidine Analysis on PDA @ 263 nm.
Run File : c:\star\data\08.2009\nq-c18-8-27-2009=16;35;45-ical 3; 100.run
Method File : C:\Star\Methods\NQ_C18_235332-4_08272009.mth
Sample ID : ICAL 3; 100

Injection Date: 8/27/2009 16:35 Calculation Date: 8/27/2009 16:45

Operator : fhk
Workstation:
Instrument : Varian Star #1
Channel : 16 = 263 nm

Detector Type: 9065
Bus Address : 4
Sample Rate : 2.71 Hz
Run Time : 9.996 min

** Star Chromatography Workstation Version 5.52 ** 00123-5E00-E5E-03F9 **

Chart Speed = 2.00 cm/min Attenuation = 40 Zero Offset = 8%
Start Time = 2.000 min End Time = 8.000 min Min / Tick = 1.00

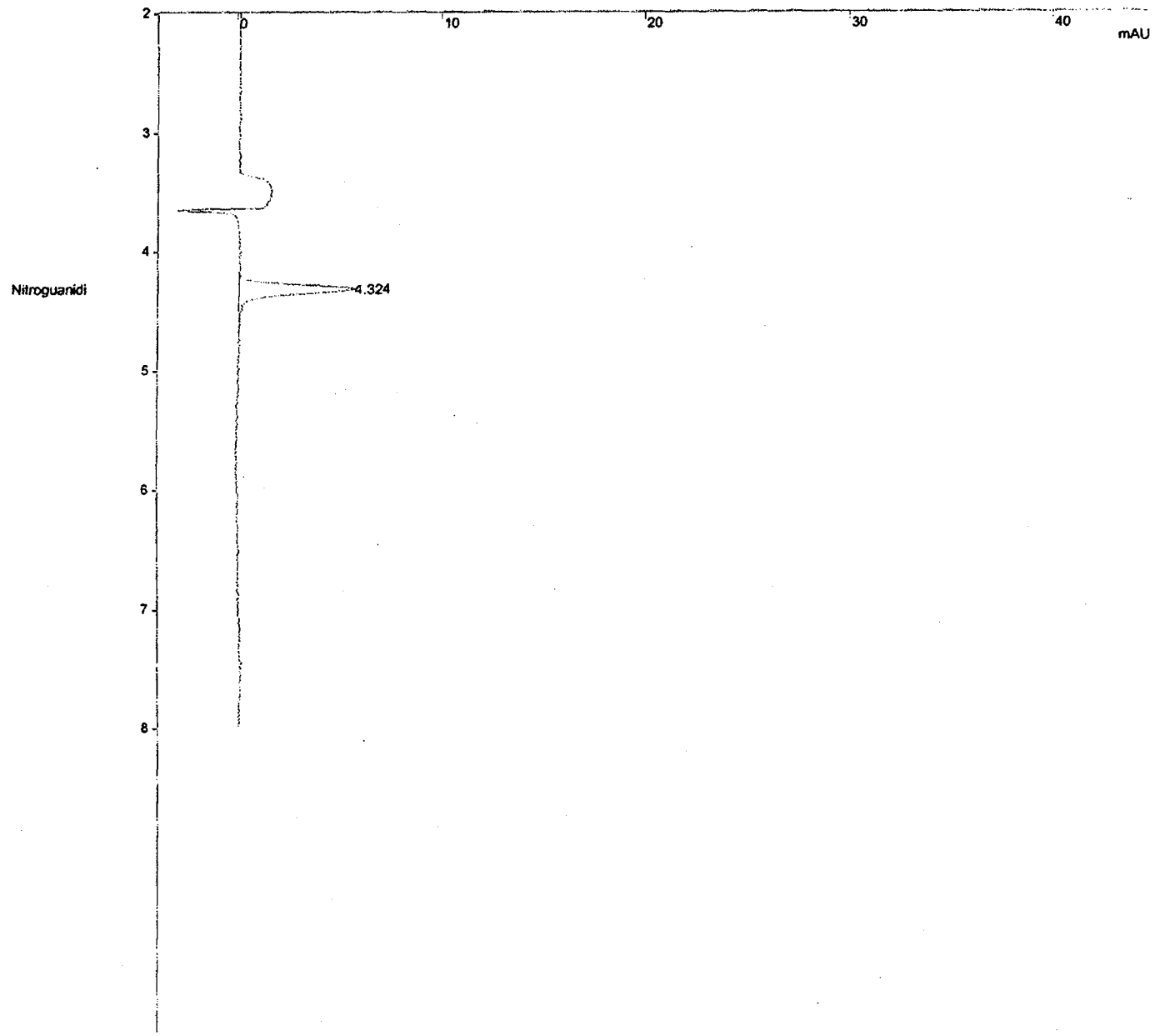

Title : Nitroguanidine Analysis on PDA @ 263 nm.
Run File : c:\star\data\08.2009\nq-c18-8-27-2009=16;35;45-ical 3; 100.run
Method File : C:\Star\Methods\NQ_C18_235332-4_08272009.mth
Sample ID : ICAL 3; 100

Injection Date: 8/27/2009 16:35 Calculation Date: 8/27/2009 16:45

Operator : fhk
Workstation:
Instrument : Varian Star #1
Channel : 16 = 263 nm
Detector Type: 9065
Bus Address : 4
Sample Rate : 2.71 Hz
Run Time : 9.996 min

** Star Chromatography Workstation Version 5.52 ** 00123-5E00-E5E-03F9 **

Run Mode : Calibration
Peak Measurement: Peak Height
Calculation Type: External Standard
Level : 3

Peak No.	Peak Name	Ret. Time (min)	Time Offset (min)	Height (counts)	Sep. Code	Width 1/2 (sec)	Status Codes
1	Nitroguanidi	4.324	0.026	740	BB	5.0	
	Totals:		0.026	740			

Total Unidentified Counts : 0 counts

Detected Peaks: 1 Rejected Peaks: 0 Identified Peaks: 1

Multiplier: N/A Divisor: N/A Unidentified Peak Factor: 0

Baseline Offset: 69 microAU

Noise (used): 213 microAU - monitored before this run

Vial: 12 Injection Number: 1 Full Loop Volume: 50 ul

****
Notes
****

STL Sacramento, SAC-LC-0010, Nitroguanidine Confirmation on PDA, absorbance at 263nm.

Column = Phenomenex Synergi 4u Hydro-RP 80A, 250 x 4.6 mm, installed 11/9/04
Column Temperature 15 degrees C.
Injection volumn 50 uL.

Program run 90/0/10 to 95/5/0 in 7 minutes then wash with 100% ACN, flow rate 0.80 mL/min.

A= Water
B= Acetonitrile
C= Methanol (12/28/04)
Syringe Valve 1/09/08.
New Lamp 1/17/2008

New Lamp 6/24/2008
New curve using standards 08GCSV0123-128

New curve using standards 08GCSV0334, 336-341, AND 09GCSV0032-ICV on 1/17/2009.

New curve using standards 09GCSV0108-114 and ICV 09GCSV0380 on 8/27/2009
.

Original Notes:

09GCSV0111, NQ Std at 100ng/mL.
****

Title : Nitroguanidine Analysis on PDA @ 263 nm.
Run File : c:\star\data\08.2009\nq-c18-8-27-2009=17;02;00-ical 4; 200.run
Method File : C:\Star\Methods\NQ_C18_235332-4_08272009.mth
Sample ID : ICAL 4; 200

Injection Date: 8/27/2009 17:01 Calculation Date: 8/27/2009 17:12

Operator : fhk
Workstation:
Instrument : Varian Star #1
Channel : 16 = 263 nm

Detector Type: 9065
Bus Address : 4
Sample Rate : 2.71 Hz
Run Time : 9.990 min

** Star Chromatography Workstation Version 5.52 ** 00123-5E00-E5E-03F9 **

Chart Speed = 2.00 cm/min Attenuation = 40 Zero Offset = 8%
Start Time = 2.000 min End Time = 8.000 min Min / Tick = 1.00

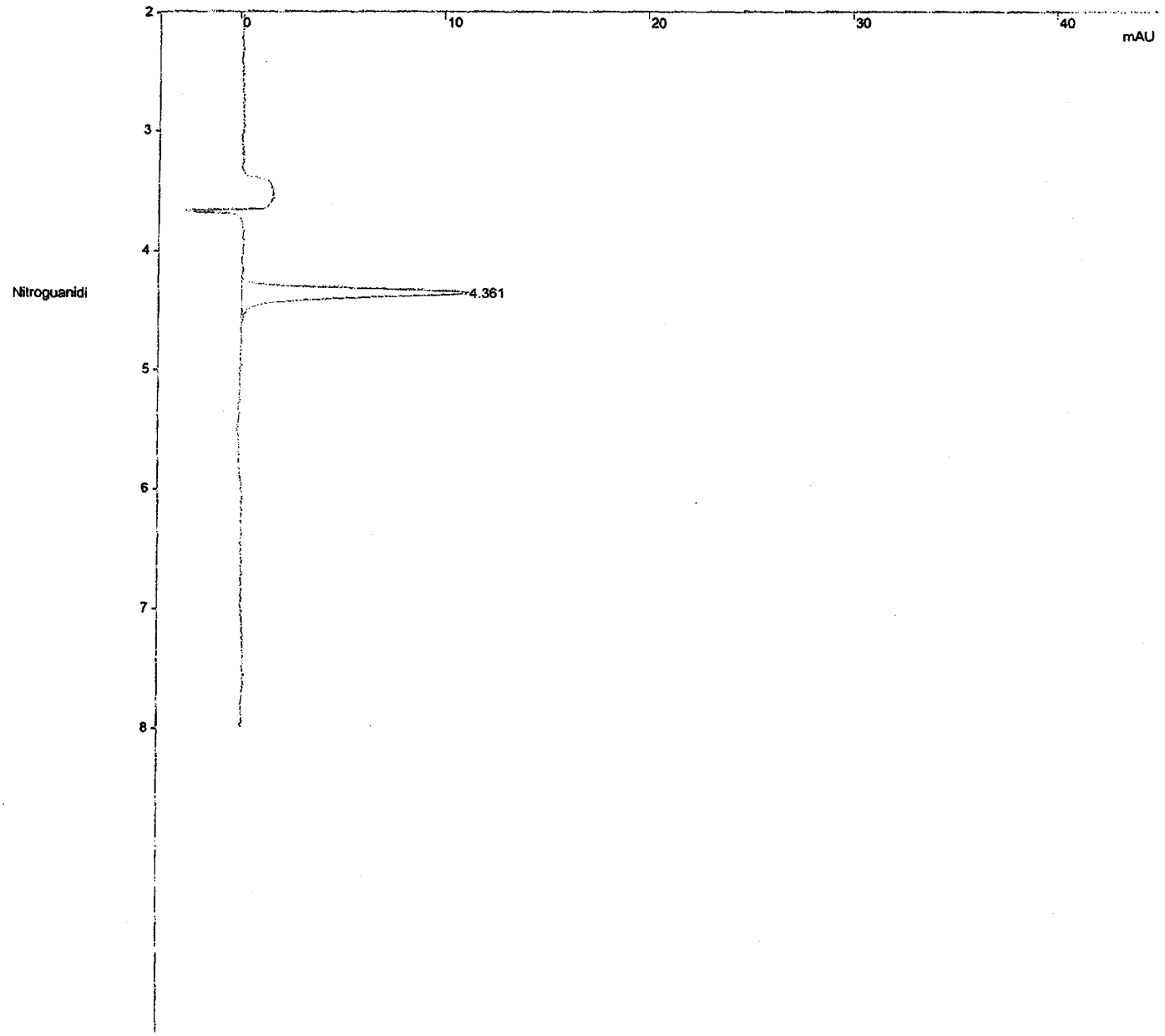

Title : Nitroguanidine Analysis on PDA @ 263 nm.
Run File : c:\star\data\08.2009\nq-c18-8-27-2009=17;02;00-ical 4; 200.run
Method File : C:\Star\Methods\NQ_C18_235332-4_08272009.mth
Sample ID : ICAL 4; 200

Injection Date: 8/27/2009 17:01 Calculation Date: 8/27/2009 17:12

Operator : fhk
Workstation:
Instrument : Varian Star #1
Channel : 16 = 263 nm
Detector Type: 9065
Bus Address : 4
Sample Rate : 2.71 Hz
Run Time : 9.990 min

** Star Chromatography Workstation Version 5.52 ** 00123-5E00-E5E-03F9 **

Run Mode : Calibration
Peak Measurement: Peak Height
Calculation Type: External Standard
Level : 4

Peak No.	Peak Name	Ret. Time (min)	Time Offset (min)	Height (counts)	Sep. Code	Width 1/2 (sec)	Status Codes
1	Nitroguanidi	4.361	0.037	1466	BB	4.9	
	Totals:		0.037	1466			

Total Unidentified Counts : 0 counts

Detected Peaks: 1 Rejected Peaks: 0 Identified Peaks: 1

Multiplier: N/A Divisor: N/A Unidentified Peak Factor: 0

Baseline Offset: 137 microAU

Noise (used): 175 microAU - monitored before this run

Vial: 14 Injection Number: 1 Full Loop Volume: 50 ul

****
Notes
****

STL Sacramento, SAC-LC-0010, Nitroguanidine Confirmation on PDA, absorbance at 263nm.

Column = Phenomenex Synergi 4u Hydro-RP 80A, 250 x 4.6 mm, installed 11/9/04
Column Temperature 15 degrees C.
Injection volumn 50 uL.

Program run 90/0/10 to 95/5/0 in 7 minutes then wash with 100% ACN, flow rate 0.80 mL/min.

A= Water
B= Acetonitrile
C= Methanol (12/28/04)
Syringe Valve 1/09/08.
New Lamp 1/17/2008

New Lamp 6/24/2008
New curve using standards 08GCSV0123-128

New curve using standards 08GCSV0334, 336-341, AND 09GCSV0032-ICV on 1/17/2009.

New curve using standards 09GCSV0108-114 and ICV 09GCSV0380 on 8/27/2009
.

Original Notes:

09GCSV0112, NQ Std at 200ng/mL.
****

Title : Nitroguanidine Analysis on PDA @ 263 nm.
Run File : c:\star\data\08.2009\nq-c18-8-27-2009=17;28;16-ical 5; 500.run
Method File : C:\Star\Methods\NQ_C18_235332-4_08272009.mth
Sample ID : ICAL 5; 500

Injection Date: 8/27/2009 17:28 Calculation Date: 8/27/2009 17:38

Operator : fhk
Workstation:
Instrument : Varian Star #1
Channel : 16 = 263 nm

Detector Type: 9065
Bus Address : 4
Sample Rate : 2.71 Hz
Run Time : 9.990 min

** Star Chromatography Workstation Version 5.52 ** 00123-5E00-E5E-03F9 **

Chart Speed = 2.00 cm/min Attenuation = 40 Zero Offset = 8%
Start Time = 2.000 min End Time = 8.000 min Min / Tick = 1.00

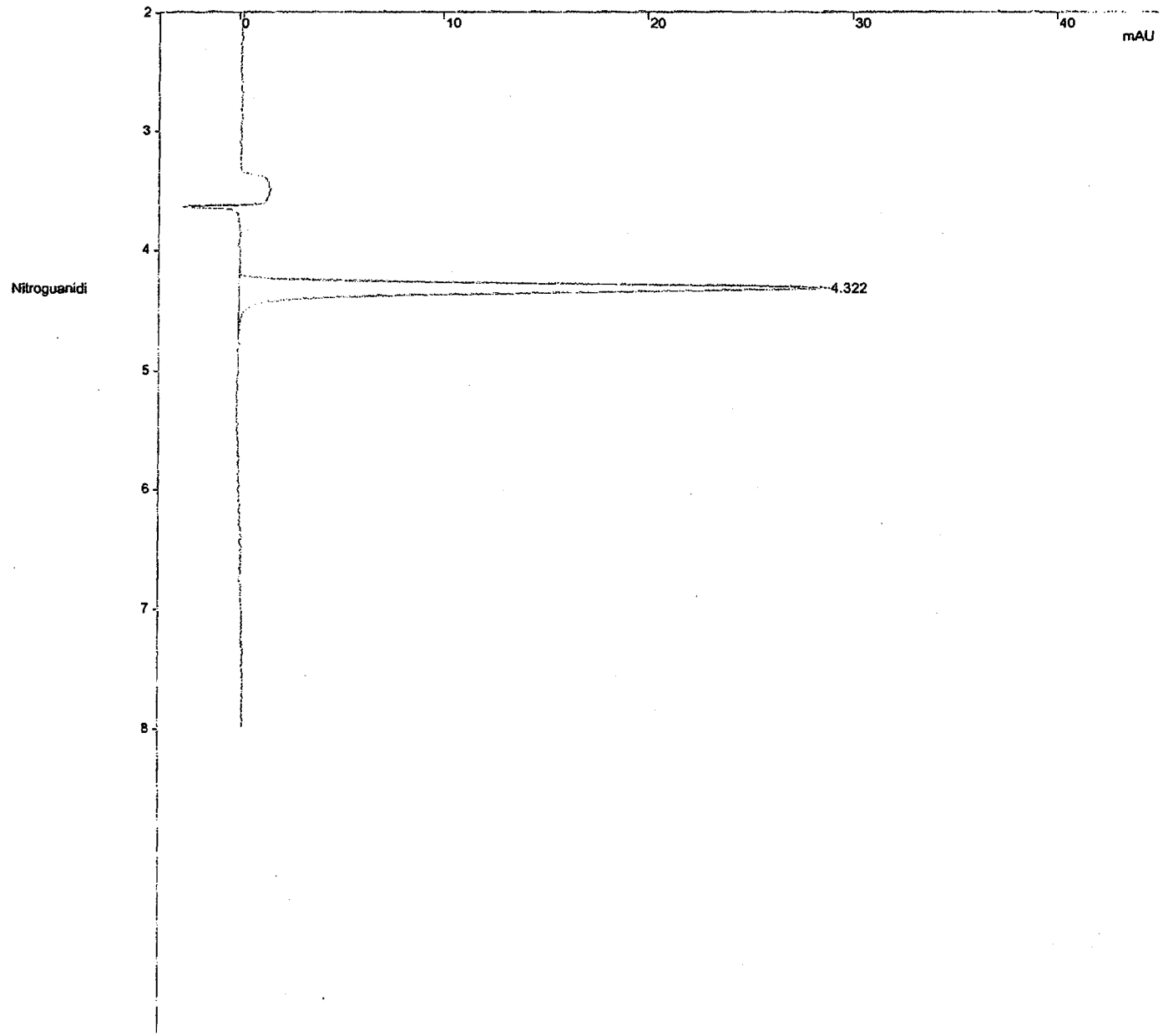

Title : Nitroguanidine Analysis on PDA @ 263 nm.
Run File : c:\star\data\08.2009\nq-c18-8-27-2009=17;28;16-ical 5; 500.run
Method File : C:\Star\Methods\NQ_C18_235332-4_08272009.mth
Sample ID : ICAL 5; 500

Injection Date: 8/27/2009 17:28 Calculation Date: 8/27/2009 17:38

Operator : fhk
Workstation:
Instrument : Varian Star #1
Channel : 16 = 263 nm
Detector Type: 9065
Bus Address : 4
Sample Rate : 2.71 Hz
Run Time : 9.990 min

** Star Chromatography Workstation Version 5.52 ** 00123-5E00-E5E-03F9 **

Run Mode : Calibration
Peak Measurement: Peak Height
Calculation Type: External Standard
Level : 5

Peak No.	Peak Name	Ret. Time (min)	Time Offset (min)	Height (counts)	Sep. Code	Width 1/2 (sec)	Status Codes
1	Nitroguanidi	4.322	-0.038	3804	BB	4.8	
	Totals:		-0.038	3804			

Total Unidentified Counts : 0 counts

Detected Peaks: 1 Rejected Peaks: 0 Identified Peaks: 1

Multiplier: N/A Divisor: N/A Unidentified Peak Factor: 0

Baseline Offset: 8 microAU

Noise (used): 137 microAU - monitored before this run

Vial: 16 Injection Number: 1 Full Loop Volume: 50 ul

****
Notes
****

STL Sacramento, SAC-LC-0010, Nitroguanidine Confirmation on PDA, absorbance at 263nm.

Column = Phenomenex Synergi 4u Hydro-RP 80A, 250 x 4.6 mm, installed 11/9/04
Column Temperature 15 degrees C.
Injection volumn 50 uL.

Program run 90/0/10 to 95/5/0 in 7 minutes then wash with 100% ACN, flow rate 0.80 mL/min.

A= Water
B= Acetonitrile
C= Methanol (12/28/04)
Syringe Valve 1/09/08.
New Lamp 1/17/2008

New Lamp 6/24/2008
New curve using standards 08GCSV0123-128

New curve using standards 08GCSV0334, 336-341, AND 09GCSV0032-ICV on 1/17/2009.

New curve using standards 09GCSV0108-114 and ICV 09GCSV0380 on 8/27/2009

Original Notes:

09GCSV0113, NQ Std at 500ng/mL.
****

Title : Nitroguanidine Analysis on PDA @ 263 nm.
Run File : c:\star\data\08.2009\nq-c18-8-27-2009=17;54;31-ical 6; 1000.run
Method File : C:\Star\Methods\NQ_C18_235332-4_08272009.mth
Sample ID : ICAL 6; 1000

Injection Date: 8/27/2009 17:54 Calculation Date: 8/27/2009 18:04

Operator : fhk
Workstation:
Instrument : Varian Star #1
Channel : 16 = 263 nm

Detector Type: 9065
Bus Address : 4
Sample Rate : 2.71 Hz
Run Time : 9.996 min

** Star Chromatography Workstation Version 5.52 ** 00123-5E00-E5E-03F9 **

Chart Speed = 2.00 cm/min Attenuation = 40 Zero Offset = 8%
Start Time = 2.000 min End Time = 8.000 min Min / Tick = 1.00

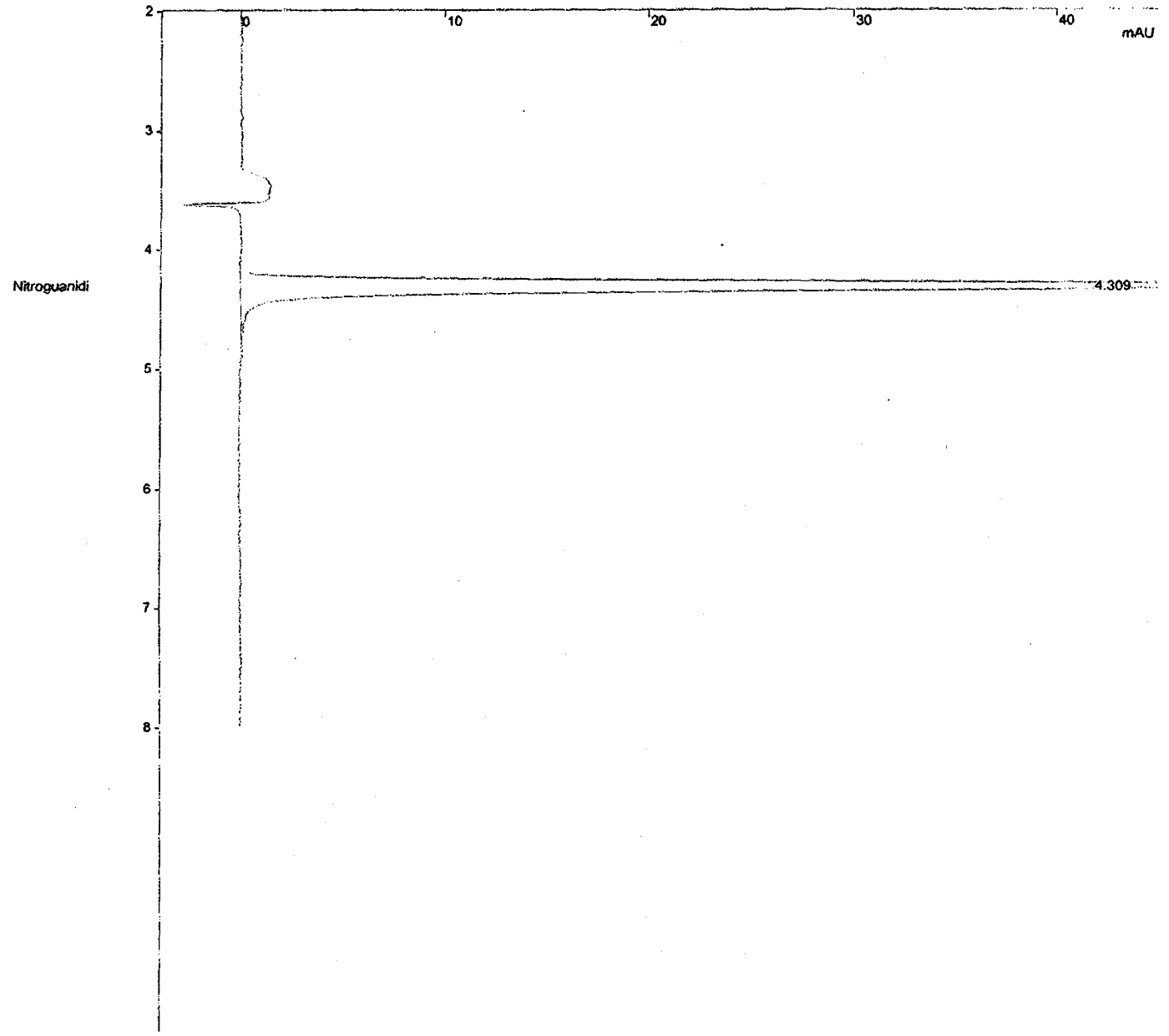

Title : Nitroguanidine Analysis on PDA @ 263 nm.
Run File : c:\star\data\08.2009\nq-c18-8-27-2009=17;54;31-ical 6; 1000.run
Method File : C:\Star\Methods\NQ_C18_235332-4_08272009.mth
Sample ID : ICAL 6; 1000

Injection Date: 8/27/2009 17:54 Calculation Date: 8/27/2009 18:04

Operator : fhk
Workstation:
Instrument : Varian Star #1
Channel : 16 = 263 nm
Detector Type: 9065
Bus Address : 4
Sample Rate : 2.71 Hz
Run Time : 9.996 min

** Star Chromatography Workstation Version 5.52 ** 00123-5E00-E5E-03F9 **

Run Mode : Calibration
Peak Measurement: Peak Height
Calculation Type: External Standard
Level : 6

Peak No.	Peak Name	Ret. Time (min)	Time Offset (min)	Height (counts)	Sep. Code	Width 1/2 (sec)	Status Codes
1	Nitroguanidi	4.309	-0.013	7460	BB	5.0	
	Totals:		-0.013	7460			

Total Unidentified Counts : 0 counts

Detected Peaks: 1 Rejected Peaks: 0 Identified Peaks: 1

Multiplier: N/A Divisor: N/A Unidentified Peak Factor: 0

Baseline Offset: 69 microAU

Noise (used): 160 microAU - monitored before this run

Vial: 18 Injection Number: 1 Full Loop Volume: 50 ul

****
Notes
****

STL Sacramento, SAC-LC-0010, Nitroguanidine Confirmation on PDA, absorba
nce at 263nm.

Column = Phenomenex Synergi 4u Hydro-RP 80A, 250 x 4.6 mm, installed 11/
9/04
Column Temperature 15 degrees C.
Injection volumn 50 uL.

Program run 90/0/10 to 95/5/0 in 7 minutes then wash with 100% ACN, flow
rate 0.80 mL/min.

A= Water
B= Acetonitrile
C= Methanol (12/28/04)
Syringe Valve 1/09/08.
New Lamp 1/17/2008

New Lamp 6/24/2008
New curve using standards 08GCSV0123-128

New curve using standards 08GCSV0334, 336-341, AND 09GCSV0032-ICV on 1/1
7/2009.

New curve using standards 09GCSV0108-114 and ICV 09GCSV0380 on 8/27/2009
.

Original Notes:

09GCSV0114, NQ Std at 1000ng/mL.
****

Title : Nitroguanidine Analysis on PDA @ 263 nm.
Run File : c:\star\data\08.2009\nq-c18-8-27-2009=18;47;10-2xmdl std; 15.run
Method File : C:\Star\Methods\NQ_C18_235332-4_08272009.mth
Sample ID : 2xMDL Std; 15

Injection Date: 8/27/2009 18:47 Calculation Date: 8/27/2009 18:57

Operator : fhk
Workstation:
Instrument : Varian Star #1
Channel : 16 = 263 nm
Detector Type: 9065
Bus Address : 4
Sample Rate : 2.71 Hz
Run Time : 9.996 min

** Star Chromatography Workstation Version 5.52 ** 00123-5E00-E5E-03F9 **

Chart Speed = 2.00 cm/min Attenuation = 40 Zero Offset = 8%
Start Time = 2.000 min End Time = 8.000 min Min / Tick = 1.00

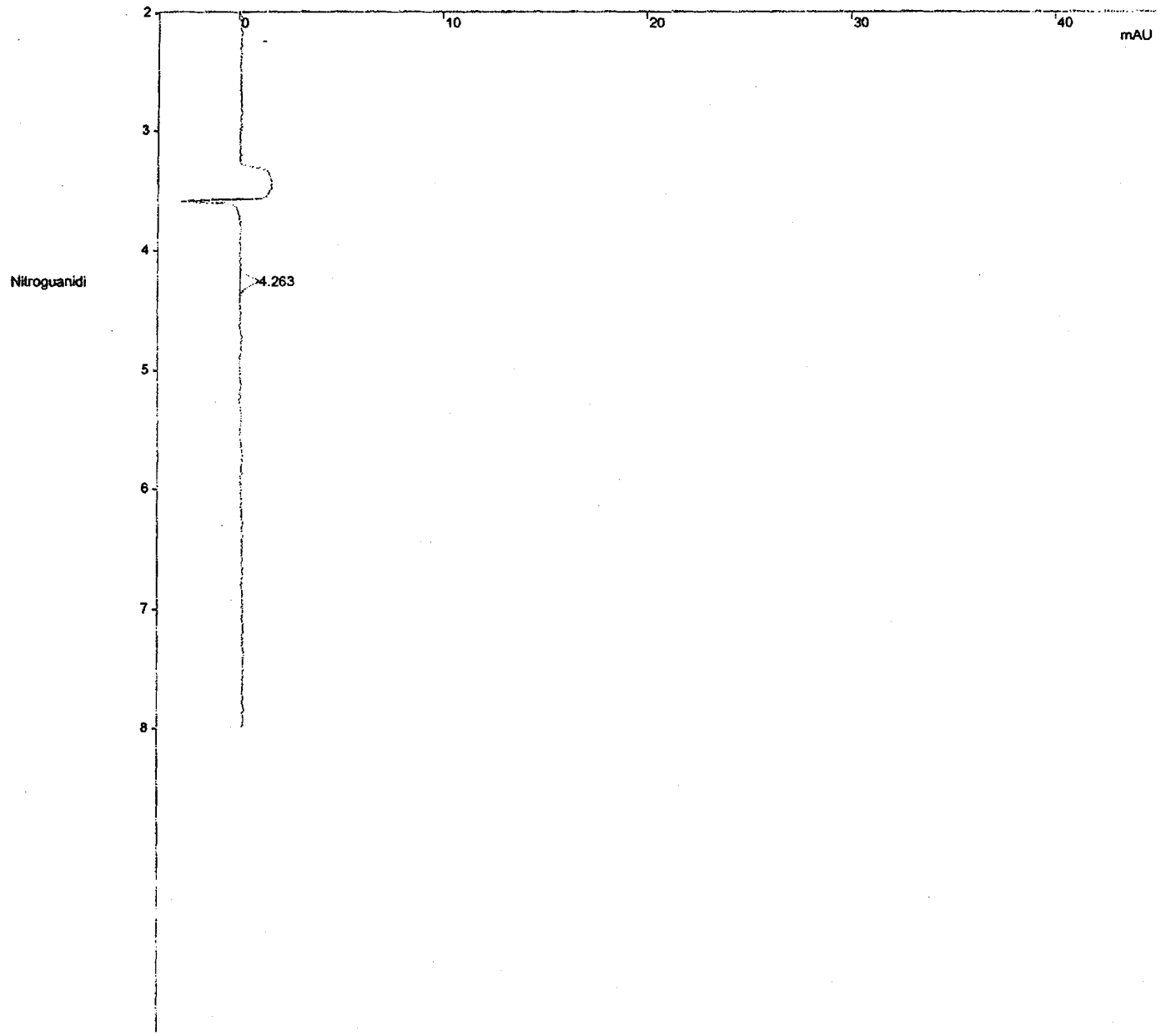

Title : Nitroguanidine Analysis on PDA @ 263 nm.
Run File : c:\star\data\08.2009\nq-c18-8-27-2009-18;47;10-2xmdl std; 15.run
Method File : C:\Star\Methods\NQ_C18_235332-4_08272009.mth
Sample ID : 2xMDL Std; 15

Injection Date: 8/27/2009 18:47 Calculation Date: 8/27/2009 18:57

Operator : fhk
Workstation:
Instrument : Varian Star #1
Channel : 16 = 263 nm
Detector Type: 9065
Bus Address : 4
Sample Rate : 2.71 Hz
Run Time : 9.996 min

** Star Chromatography Workstation Version 5.52 ** 00123-5E00-E5E-03F9 **

Run Mode : Analysis
Peak Measurement: Peak Height
Calculation Type: External Standard

Peak No.	Peak Name	Result (ppb)	Ret. Time (min)	Time Offset (min)	Height (counts)	Sep. Code	Width 1/2 (sec)	Status Codes
1	Nitroguanidi	15.6570	4.263	-0.046	117	BB	5.0	
	Totals:	15.6570		-0.046	117			

Total Unidentified Counts : 0 counts

Detected Peaks: 1 Rejected Peaks: 0 Identified Peaks: 1

Multiplier: 1 Divisor: 1 Unidentified Peak Factor: 0

Baseline Offset: 237 microAU

Noise (used): 167 microAU - monitored before this run

Vial: 6 Injection Number: 1 Full Loop Volume: 50 ul

****
Notes
****

STL Sacramento, SAC-LC-0010, Nitroguanidine Confirmation on PDA, absorbance at 263nm.

Column = Phenomenex Synergi 4u Hydro-RP 80A, 250 x 4.6 mm, installed 11/9/04
Column Temperature 15 degrees C.
Injection volumn 50 uL.

Program run 90/0/10 to 95/5/0 in 7 minutes then wash with 100% ACN, flow rate 0.80 mL/min.

A= Water
B= Acetonitrile
C= Methanol (12/28/04)
Syringe Valve 1/09/08.
New Lamp 1/17/2008

New Lamp 6/24/2008
New curve using standards 08GCSV0123-128

New curve using standards 08GCSV0334, 336-341, AND 09GCSV0032-ICV on 1/17/2009.

New curve using standards 09GCSV0108-114 and ICV 09GCSV0380 on 8/27/2009
.

Original Notes:

09GCSV0108, NQ Std at 15ng/mL; 2 times MDL.
****

Sample Extraction/Preparation Log Copies

TestAmerica West Sacramento
ESC-Extraction Master Sheet

TestAmerica
THE LEADER IN ENVIRONMENTAL TESTING

Holding Time Due: 3-1-10/3-3-10/3-8-10 Project Due: 3-9-10

BATCH #: 0056283 Initiated By: HD Date: 2-25-10

Test #: NQ-S Extn Comp'd By: HD Date: 3-2-10

QC Code	Lot ID	Sample #	Sample Size / Initial Mass	Final Volume / Final Mass	Chlorine checked
B	MB		2.00	10	2-25-10
C	LCS		2.00	10	HD
	AOB160474	04	2.00	10	
	↓	4MS	1.99	10	
	↓	4MSD	2.01	10	
	↓	05	2.01	10	
	AOB160479	04	2.01	10	
	↓	12	2-01	10	
	AOB180524	01	1.99	10	
	↓	04	2-01	10	
	↓	05	2.00	10	
	AOB1905Z4	02	2.00	10	
	↓	03	1.98	10	
	↓	10	2.06	10	
	↓	13	2.00	10	
	3-2-10 HD				

SOP No.: WS-LC-0010

EXTRACTION COMMENTS:

Multi-incremental Sampling/Date: N/A

Dried/Date 2-23-10 Ground//Date 2-24-10

Sonicated - Start: 14:25/2-25-10 End: 08:25 Date: 2-26-10

Cleanup by/Date ND 3-2-10 Dilution by/Date N/D

Final Vialling /Date ND 3-2-10

Millipore Water Dispensed / Date 2-18-10

SPE Cartridge: Waters Lot # N/D

QC Codes	Standard Information				
	Volume	STD ID	Exp. Date	STD Name/Conc.	ppm/ppb
C,S,D	40 ul	096CSV0425	4-16-10	NQ-spike 50ug/ml	1.0

Spiked By / Date: HD 2/25/10 Witnessed By / Date: EC ~~2/25/10~~ EC 2/25/10

QC Codes: B = MB, C = LCS, L = LCSD, S = MS, D = SD, FB = Filter Blank

RQC058

TestAmerica Laboratories, Inc.
EXTRACTION BENCH WORKSHEET

Run Date: 3/02/10
Time: 15:46:08

LEV 1	LEV 2		LEV 1	LEV 2	
Y	_	Blank	Y	_	Weights/Volumes
Y	_	Check	Y	_	Spike & Surrogate Worksheet
Y	_	MS/MSD	Y	_	Vial contains correct volume
			Y	_	Labels, greenbars, worksheets computer batch: correct & all match
			_	_	Anomalies to Extraction Method

_ Expanded Deliverable
_ COC Completed
Y Bench Sheet Copied
_ Package Submitted to AnalyticalGroup
_ Bench Sheet Copied per COC

Extractionist: 000915 Horacio J. Arauz

Concentrationist: 000915 Horacio J. Arauz

QC BATCH: 0056283

PREP DATE: 2/25/10 14:00
COMP DATE: 3/02/10 14:45

Reviewer/Date: ARAUZH / 3/02/10

Organic Compounds by UV/HPLC
SONICATION - Low Level

EXTR EXPR	ANL DUE	LOT#,MSRUN#/ WORK ORDER	TEST FLGS	EXT	MTH	MATRIX	INIT/FIN WT/VOL	PH"S INIT	PH"S ADJ1	PH"S ADJ2	SOLVENTS EXTRACTION	SOLVENTS VOL	SOLVENTS EXCHANGE	SOLVENTS VOL	SPIKE STANDARD/ SURROGATE ID
3/01/10	3/09/10	A0B160474-004 0056180 **LVQVK-1-A9**	D	13	V9	SOLID	**2.00g** 10.00mL	NA	NA	NA	CACL2	10.0		.0	NA
COMMENTS:															
3/01/10	3/09/10	A0B160474-004 0056180 **LVQVK-1-CHS**	D	13	V9	SOLID	**1.99g** 10.00mL	NA	NA	NA	CACL2	10.0		.0	40UL-09GCSV0425 NA
COMMENTS:															
3/01/10	3/09/10	A0B160474-004 0056180 **LVQVK-1-CJD**	D	13	V9	SOLID	**2.01g** 10.00mL	NA	NA	NA	CACL2	10.0		.0	40UL-09GCSV0425 NA
COMMENTS:															
3/01/10	3/09/10	A0B160474-005 0056180 **LVQVL-1-AL**	D	13	V9	SOLID	**2.01g** 10.00mL	NA	NA	NA	CACL2	10.0		.0	NA
COMMENTS:															
3/02/10	3/10/10	A0B180429-004 0056180 **LVTQ3-1-CA**	D	13	V9	SOLID	**2.01g** 10.00mL	NA	NA	NA	CACL2	10.0		.0	NA
COMMENTS:															
3/03/10	3/10/10	A0B180429-012 0056180 **LVTT0-1-A8**	D	13	V9	SOLID	**2.01g** 10.00mL	NA	NA	NA	CACL2	10.0		.0	NA
COMMENTS:															
3/03/10	3/11/10	A0B180524-001 0056180 **LVVFK-1-A9**	D	13	V9	SOLID	**1.99g** 10.00mL	NA	NA	NA	CACL2	10.0		.0	NA
COMMENTS:															

RQC058

TestAmerica Laboratories, Inc.
EXTRACTION BENCH WORKSHEET

Run Date: 3/02/10
Time: 15:46:08

QC BATCH: 0056283

PREP DATE: 2/25/10 14:00
COMP DATE: 3/02/10 14:45

EXTR EXPR	ANL DUE	LOT#,MSRUN#/ WORK ORDER	TEST FLGS	EXT	MTH	MATRIX	INIT/FIN WT/VOL	PH"S INIT	PH"S ADJ1	PH"S ADJ2	SOLVENTS EXTRACTION	SOLVENTS VOL	SOLVENTS EXCHANGE	SOLVENTS VOL	SPIKE STANDARD/ SURROGATE ID
3/03/10	3/11/10	A0B180524-004 **LVVF1-1-AL**	0056180 D	13	V9	SOLID	**2.01g** 10.00mL	NA	NA	NA	CACL2	10.0		.0	NA
COMMENTS:															
3/03/10	3/11/10	A0B180524-005 **LVVF6-1-AL**	0056180 D	13	V9	SOLID	**2.00g** 10.00mL	NA	NA	NA	CACL2	10.0		.0	NA
COMMENTS:															
3/04/10	3/12/10	A0B190524-002 **LVWW9-1-A9**	0056180 D	13	V9	SOLID	**2.00g** 10.00mL	NA	NA	NA	CACL2	10.0		.0	NA
COMMENTS:															
3/04/10	3/12/10	A0B190524-003 **LVWXC-1-AL**	0056180 D	13	V9	SOLID	**1.98g** 10.00mL	NA	NA	NA	CACL2	10.0		.0	NA
COMMENTS:															
3/04/10	3/12/10	A0B190524-010 **LVWX1-1-A9**	0056180 D	13	V9	SOLID	**2.06g** 10.00mL	NA	NA	NA	CACL2	10.0		.0	NA
COMMENTS:															
3/04/10	3/12/10	A0B190524-013 **LVWX8-1-A9**	0056180 D	13	V9	SOLID	**2.00g** 10.00mL	NA	NA	NA	CACL2	10.0		.0	NA
COMMENTS:															
3/01/10	0/00/00	G0B250000-283 **LV369-1-AAB**		13	V9	SOLID	**2.00g** 10.00mL	NA	NA	NA	CACL2	10.0		.0	NA
COMMENTS:															
3/01/10	0/00/00	G0B250000-283 **LV369-1-ACC**		13	V9	SOLID	**2.00g** 10.00mL	NA	NA	NA	CACL2	10.0		.0	40UL-09GCSV0425 NA
COMMENTS:															

1.3 CACL2 3844-001B; .45 FILTER MILLIPORE R9EN05392.

R = RUSH C = CLP
E = EPA 600 D = EXP.DEL)
M = CLIENT REQ MS/MSD

NUMBER OF WORK ORDERS IN BATCH: 15

THE LEADER IN ENVIRONMENTAL TESTING

Preparation Data Review Checklist

Prep Batch(es): 0056283 Test: NQ-S

Prep Date: 2-25-10 Holding Times: 3-1-10, 3-2-10, 3-8-10 NCM: Y (N)

A. Spike Witness/Batch setup	Spike Witness	Reviewer
1. Holding times checked? NCMs filed as appropriate	✓	
2. QAS checked for QC instructions (LCS, LCSD, MS,MSD, etc)	✓	
3. Amount of samples in hood match amount of samples on bench sheet. Sample IDS match.	✓	NA
4. Worksheets have been checked for required spiking compounds	✓	
5. Spiking volumes are correctly documented	✓	
6. Std ID numbers on spike labels match numbers on bench sheet	✓	NA
7. Expiration dates have been checked	✓	
8. Calibration expiration dates on pipettors have been checked	✓	NA
9. Spiker and spike witness have signed and dated bench sheet	✓	
B. Weights and Volumes		
1. Recorded weights are in anticipated range	NA	
2. Balance upload or raw data for weights is included	NA	
3. Weights and volumes have been transcribed correctly to LIMS.	NA	
4. Weights are not targeted to meet exact weights.	NA	
5. Each weight or volume measurement is a unique record (no dittos or line downs)	NA	
C. Standards and Reagents		
1. Lot numbers for all reagents, including clean up stages, are recorded.	NA	
2. Are dates and analysts for cleanups recorded?	NA	
3. Are correct IDs used for standards? Are expiration dates to day/month/year, when listed?	NA	
D. Documentation		
1. Are all nonconformances documented appropriately?	NA	
2. QuantIMs entry correct, including dates and times.	NA	
3. Are all fields completed?	NA	

Spike witness: ECY Date: 2/25/10

2nd Level Reviewer: [signature] Date: 3/3/10

Comments:

TestAmerica
THE LEADER IN ENVIRONMENTAL TESTING

TestAmerica West Sacramento

GC/HPLC Data Review Checklist

Lot ID: A0B180429 **Test:** NQ Soil **PM:** MJL

Prep Batch(es) 0056283 **Due Date:** 3-10-10 **NCM:** (Y) N

A. Calibration/Instrument Run QC	Analyst	Reviewer	N/A
1. ICAL or ICAL Summary and CCV included.	✓	✓	
2. ICAL, CCV Criteria met.	✓	✓	
3. Multiple-eluters (TPH-D, 8081A, 8082) ICAL/CCVs appropriate and within criteria	✓	✓	
4. CCVs every 10 samples/12 hours, all samples bracketed front and back.	✓	✓	
5. PEM frequency and criteria met.			✓
6. Peaks correctly ID'd by data system.	✓	✓	
7. Method Number is identified on data.	✓	✓	
B. QA/QC			
1. Method blank, LCS/LCSD and MS/SD frequencies met.	✓	✓	
2. LCS/LCSD and MB data is included.	✓	✓	
3. LCS/LCSD and MB data are within control limits. If not, NCM is present in Clouseau.	✓	✓	
4. MS/MSD data complete.	✓	✓	
5. Holding Times were met.	✓	✓	
C. Sample Analysis			
1. Logbook copies for all injections made, including ICV standards and ICAL.	✓	✓	
2. Logbooks/prep sheets properly filled out.	✓	✓	
3. Manual Integrations reviewed and appropriate.	✓	✓	
4. All raw data for samples is included (applies to unused data as well)	✓	✓	
5. All analytes correctly reported.	✓	✓	
6. Correct reporting limits used. (based on client request, prep factors, and dilutions)	✓	✓	
D. Documentation			
1. Are all nonconformances documented appropriately?	✓	✓	
2. Quantims entry correct, including dates and times.	✓	✓	
3. Appropriate footnotes used.	✓	✓	
4. Report sheets included and error-free.	✓	✓	

Analyst: [signature] Date: 3-10-10

2nd Level Reviewer: [signature] Date: 3/10/2010

Comments:

SOLID, 353.2, Nitrocellulose

Nitrocellulose

TestAmerica
THE LEADER IN ENVIRONMENTAL TESTING

TestAmerica West Sacramento
Level 1 & 2 Review Checklist
General Chemistry

Lots: AOB160474 AOB180429, AOB180524, AOB230467, AOB250493, AOB240490

Analysis: Nitrocellulose Date(s): 3·1·10 Analyst: CLH

Level 1 Review:	YES	NO	N/A
1. Samples properly preserved/verified			✓
2. Run setup meets std criteria (Curve,ICV,ICB,CCV,etc)	✓		
3. Calibration criteria met (R=0.995, R^2=0.990)	✓		
4. Second source std in control	✓		
5. Batch QC in control (LCS,MB,MS/MSD,DCS-if necessary)	✓		
6. Calculations checked	✓		
7. QAS/QAPP consulted for client specific requirements	✓		
8. Standard tracking #'s recorded on runlog/benchsheet	✓		
9. Manual integration performed, documented & approved			✓
10. Copy of run log included with data package	✓		
11. Copy of conductivity screen logbook (314.0 only)			✓

Level 1 Data Review:	YES	NO	N/A
1. Benchsheet complete	✓		
2. QAS/QAPP consulted for client specific data entry	✓		
3. Copy of prep sheet/checklist submitted	✓		
4. NCM(s) submitted	✓		✓ CLH 3·2·10

Completed by and Date: CLH 3·2·10

Level 2 Review:	YES	NO	N/A
1. Level 1 checklist complete & verified	X		
2. Deviations, NCM(s), holding times checked & approved	X		
3. Reprep/Reanalysis documented and chemist notified	X		
4. Client specific criteria met	X		
5. Data entry checked and released in LIMS	X		
6. Indication on benchsheet of review (dated and initialed)	X		
7. Manual integration reviewed, approved (dated and initialed)			X
8. Copy of run log included with data package	X		
9. Copy of conductivity screen logbook (314.0 only)			X

Completed by and Date: SBV 3/4/10

Comments:

TestAmerica
THE LEADER IN ENVIRONMENTAL TESTING

General Chemistry Standards and Reagent Usage Log

Test: Nitrate+Nitrite Analysis
Method: EPA 353.2

SOP ID: ~~SAC-WC-0030 (Nitrate+Nitrite)~~
WS-WC-0050 (Nitrocellulose) ←

Batch ID: 0056149, 0057293
File ID: 030110A

Instrument ID: FS4 Alpkem

Standards

Source Standards	Tracking ID	Exp Date
Calibration		
NO3 (1000 mg/L, as N)	3745-WC-2-7	6-9-10
NO2 (1000 mg/L, as N)	3745-WC-2-2	6-9-10
Reference		
NO3 (1000 mg/L, as N)	3745-WC-29-1	10-12-10
NO2 (1000 mg/L, as N)	3745-WC-29-10	9-30-10

Monthly Intermediate Calibration Standard

	Conc (mg/L, as N)	Tracking ID	Exp Date
NO3+NO2	100	3872-WC-5-1	3-10-10

Monthly Working Standards

	Conc (mg/L, as N)	Tracking ID	Exp Date
S1	0.05	3872-WC-5-2	3-10-10
S2	0.2	3872-WC-5-3	
S3	0.4	3872-WC-5-4	
S4	1	3872-WC-5-5	
S5	2	3872-WC-5-6	
ICV	1	3872-WC-5-7	
NO2	1	3872-WC-5-8	
NO3	1	3872-WC-5-9	↓

Reagents

Reagent	Tracking ID	Exp Date
Color Reagent	3755-WC-21-5	4-25-10
Buffer	3755-WC-26-4	3-1-11

All tracking numbers and expiration dates were checked as accurate prior to reagent or standard use:

Chemist: CLH Date: 3-1-10

NITROCELLULOSE

(SOP # WS-WC-0050, Rev 3.0)

ANALYST CLH
CHECKED BY
BATCH NO. 0056149 0057293

DATE 03/01/10 18:24
DATE 3/4/10
INST - FS4

METHOD NO. 353.2
PROJECT NO.
SOLIDS MDL - 0.78 mg/kg RL - 5.0 mg/kg
AQUEOUS MDL - 0.12 mg/L RL - 0.5 mg/L

FILE 030110A

	Lab ID	Time	Standard Conc. mg/L	Cup #	Sample Aliquot gram	Sample Aliquot mL	Extract Volume mL	Dilution	Height	$NO_3 + NO_2$ Raw Result	Nitrocellulose mg/L	Nitrocellulose ug/g	Nitrocellulose Recovery	Nitrocellulose Check
											Slope = 1.2268E+05			
											Intercept = 4.2416E+02			
											Correlation = 0.999972			
											%Nitrocellulose Assay = 0.111			
1	Cal 0	16:42	0	0					25	-0.003000				
2	Cal 1	16:44	0.05	102					7644	0.059000				
3	Cal 2	16:46	0.2	103					24238	0.194000				
4	Cal 3	16:48	0.4	104					49899	0.403000				
5	Cal 4	16:50	1	105					122433	0.995000				
6	Cal 5	16:52	2	106					246075	2.002000				
7	Blank	16:54		0				1	-48	-0.004000				
8	ICV	16:56	1	107				1	124044	1.008000			100.8%	
9	MRL 0.05PPM	16:59	0.05	102				1	7182	0.055000			110.2%	
10	NO2 1PPM	17:01	1	108				1	123347	1.002000			100.2%	
11	NO3 1PPM	17:03	1	109				1	121362	0.986000			98.6%	
12	Blank	17:05		0				1	-66	-0.004000				
13	Baseline	17:07		0				1	0	-0.003000				
14	MB 0056149	17:09		201	10		40	1	3159	0.022000		0.80		
15	LCS 0046149	17:11	50.9	202	10		40	1	116913	0.950000		34.20	67.2%	
16	A0B160474-4	17:13		203	10		40	1	3251	0.023000		0.83		
17	A0B160474-4S	17:15	50.647	204	10.05		40	1	61469	0.498000		17.80	~~35.1%~~	33.5%
18	A0B160474-4D	17:17	50.9	205	10		40	1	57939	0.469000		16.90	~~33.2%~~	31.5%
19	A0B160474-5	17:19		206	10.02		40	1	2827	0.020000		0.70		
20	A0B180429-4	17:21		207	10		40	1	3319	0.024000		0.85		
21	A0B180429-12	17:23		208	10.06		40	1	8648	0.067000		2.40		
22	A0B180524-1	17:25		209	10.01		40	1	3326	0.024000		0.85		
23	A0B180524-4	17:27		210	10.07		40	1	3617	0.026000		0.93		
24	MRL 0.05PPM	17:29	0.05	102				1	6450	0.049000			98.2%	
25	CCV Cal 4	17:31	1	105				1	123069	1.000000			100.0%	
26	Blank	17:33		0				1	-32	-0.004000				
27	Baseline	17:35		0				1	0	-0.003000				
28	A0B180524-5	17:37		211	10.04		40	1	1927	0.012000		0.44		
29	A0B190524-2	17:39		212	10.05		40	1	3013	0.021000		0.76		
30	A0B190524-3	17:41		213	10		40	1	3325	0.024000		0.85		
31	A0B190524-10	17:43		214	10.05		40	1	1669	0.010000		0.36		
32	A0B190524-13	17:45		215	10.03		40	1	2051	0.013000		0.48		
33	A0B230467-1	17:47		216	10.02		40	1	2186	0.014000		0.52		
34	MB 0057293	17:49		217	10		40	1	2513	0.017000		0.61		
35	LCS 0057293	17:51	50.9	218	10		40	1	118605	0.963000		34.70	68.2%	
36	MRL 0.05PPM	17:53	0.05	102				1	6605	0.050000			100.8%	

CLH 3-2-10

Nitrocellulose = (NO3 + NO2) * Prep Factor / 0.111

Nitrocelluose Ver 11-30-00
10-23-2009 ERS

NITROCELLULOSE

(SOP # WS-WC-0050, Rev 3.0)

ANALYST CLH
CHECKED BY
BATCH NO. 0056149 0057293

DATE 03/01/10 18:24
DATE 3/4/10
INST - FS4

METHOD NO. 353.2
PROJECT NO.
SOLIDS MDL - 0.78 mg/kg RL - 5.0 mg/kg
AQUEOUS MDL - 0.12 mg/L RL - 0.5 mg/L

FILE 030110A

	Lab ID	Time	Standard Conc. mg/L	Cup #	Sample Aliquot gram	Sample Aliquot mL	Extract Volume mL	Dilution	Height	$NO_3 + NO_2$ Raw Result	Nitrocellulose			
37	CCV Cal 4	17:55	1	105				1	124520	1.012000			101.2%	
38	Blank	17:57		0				1	33	-0.003000				
39	Baseline	17:59		0				1	0	-0.003000				
40	A0B250493-2	18:01		219	10.21		40	1	2940	0.021000		0.72		
41	A0B250493-2S	18:03	50.697	220	10.04		40	1	76663	0.621000		22.30	~~44.0%~~	22.3%
42	A0B250493-2D	18:05	50.346	221	10.11		40	1	81337	0.660000		23.50	~~46.7%~~	23.5%
43	A0B240490-3	18:07		222	10.23		40	1	5842	0.044000		1.56		CLH
44	A0B240490-4	18:09		223	10.04		40	1	3330	0.024000		0.85		3-2-10
45	A0B240490-16	18:11		224	10.05		40	1	3646	0.026000		0.94		
46	MRL 0.05PPM	18:13	0.05	102				1	6865	0.053000			105.0%	
47	CCV Cal 4	18:15	1	105				1	124117	1.008000			100.8%	
48	Blank	18:17		0				1	-42	-0.004000				
49	Baseline	18:19		0				1	0	-0.003000				

Nitrocellulose = (NO3 + NO2) * Prep Factor / 0.111

Nitrocelluose Ver 11-30-00
10-23-2009 ERS

Peak Table:Nitrate/Nitrite

File name: V:\GENCH~%3\ALPKE~_-\2010\NITRO~K%\030110A.RST
Date: 01-Mar-10
Operator: CLH

Peak	Cup	Name	R	Type	Dil	Wt	Height	Calc. (ppm)	Flags
1	105	Sync	1	SYNC	1	1	119824	0.973291	
2	0	Carryover	1	CO	1	1	108	-0.002582	LO
B	0	Baseline	1	RB	1	1	0	-0.003459	BL
4	0	Cal 0	1	C	1	1	25	-0.003253	LO
5	102	Cal 1	1	C	1	1	7644	0.058852	
6	103	Cal 2	1	C	1	1	24238	0.194118	
7	104	Cal 3	1	C	1	1	49899	0.403296	
8	105	Cal 4	1	C	1	1	122433	0.994558	
9	106	Cal 5	1	C	1	1	246075	2.002429	HI
10	0	Blank	1	BLNK	1	1	-48	-0.003847	LO
11	107	ICV	1	U	1	1	124044	1.007691	
12	102	MRL 0.05PPM	1	U	1	1	7182	0.055087	
13	108	NO2 1PPM	1	U	1	1	123347	1.002014	
14	109	NO3 1PPM	1	U	1	1	121362	0.985831	
15	0	Blank	1	BLNK	1	1	-66	-0.003993	LO
B	0	Baseline	1	RB	1	1	0	-0.003459	BL
17	201	MB 0056149	1	U	1	1	3159	0.022294	
18	202	LCS 0046149	1	U	1	1	116913	0.949565	
19	203	A0B160474-4	1	U	1	1	3251	0.023039	
20	204	A0B160474-4S	1	U	1	1	61469	0.497606	
21	205	A0B160474-4D	1	U	1	1	57939	0.468836	
22	206	A0B160474-5	1	U	1	1	2827	0.019588	
23	207	A0B180429-4	1	U	1	1	3319	0.023597	
24	208	A0B180429-12	1	U	1	1	8648	0.067035	
25	209	A0B180524-1	1	U	1	1	3326	0.023657	
26	210	A0B180524-4	1	U	1	1	3617	0.026027	
27	102	MRL 0.05PPM	1	U	1	1	6450	0.049117	
28	105	CCV Cal 4	1	CCV	1	1	123069	0.999744	
29	0	Blank	1	BLNK	1	1	-32	-0.003721	LO
B	0	Baseline	1	RB	1	1	0	-0.003459	BL
31	211	A0B180524-5	1	U	1	1	1927	0.012250	
32	212	A0B190524-2	1	U	1	1	3013	0.021098	
33	213	A0B190524-3	1	U	1	1	3325	0.023645	
34	214	A0B190524-10	1	U	1	1	1669	0.010145	
35	215	A0B190524-13	1	U	1	1	2051	0.013257	
36	216	A0B230467-1	1	U	1	1	2186	0.014357	
37	217	MB 0057293	1	U	1	1	2513	0.017028	
38	218	LCS 0057293	1	U	1	1	118605	0.963356	
39	102	MRL 0.05PPM	1	U	1	1	6605	0.050379	
40	105	CCV Cal 4	1	CCV	1	1	124520	1.011570	
41	0	Blank	1	BLNK	1	1	33	-0.003190	LO
B	0	Baseline	1	RB	1	1	0	-0.003459	BL
43	219	A0B250493-2	1	U	1	1	2940	0.020503	
44	220	A0B250493-2S	1	U	1	1	76663	0.621466	
45	221	A0B250493-2D	1	U	1	1	81337	0.659561	
46	222	A0B240490-3	1	U	1	1	5842	0.044166	
47	223	A0B240490-4	1	U	1	1	3330	0.023688	
48	224	A0B240490-16	1	U	1	1	3646	0.026259	
49	102	MRL 0.05PPM	1	U	1	1	6865	0.052503	
50	105	CCV Cal 4	1	CCV	1	1	124117	1.008289	
51	0	Blank	1	BLNK	1	1	-42	-0.003805	LO
B	0	Baseline	1	RB	1	1	0	-0.003459	BL

Nitrate/Nitrite:Calibration 1: Peak 4-52

File name: V:\GENCH~%3\ALPKE~_-\2010\NITRO~K%\030110A.RST
Date: 01-Mar-10
Operator: CLH

*	Name	Conc	Height
*	Cal 0	0.000000	25.261566
*	Cal 1	0.050000	7644.069824
*	Cal 2	0.200000	24237.955078
*	Cal 3	0.400000	49899.136719
*	Cal 4	1.000000	122432.835938
*	Cal 5	2.000000	246074.546875

Calib Coef:
y=bx+a
a: (intercept) 4.2432e+02
b: 1.2268e+05

Corr Coef: 0.999971

Carryover: 0.0898%

No Drift Peaks

North Canton

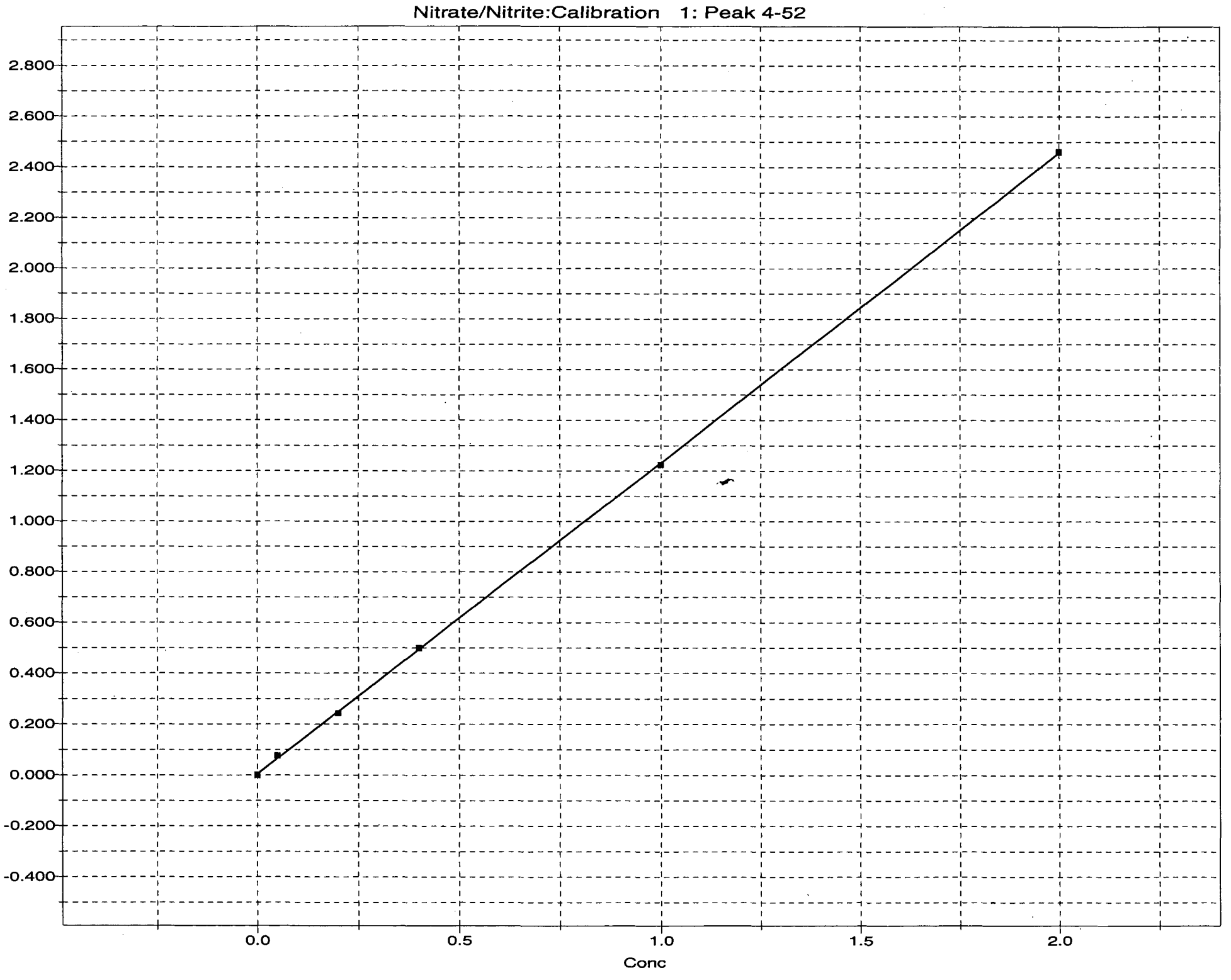

2039

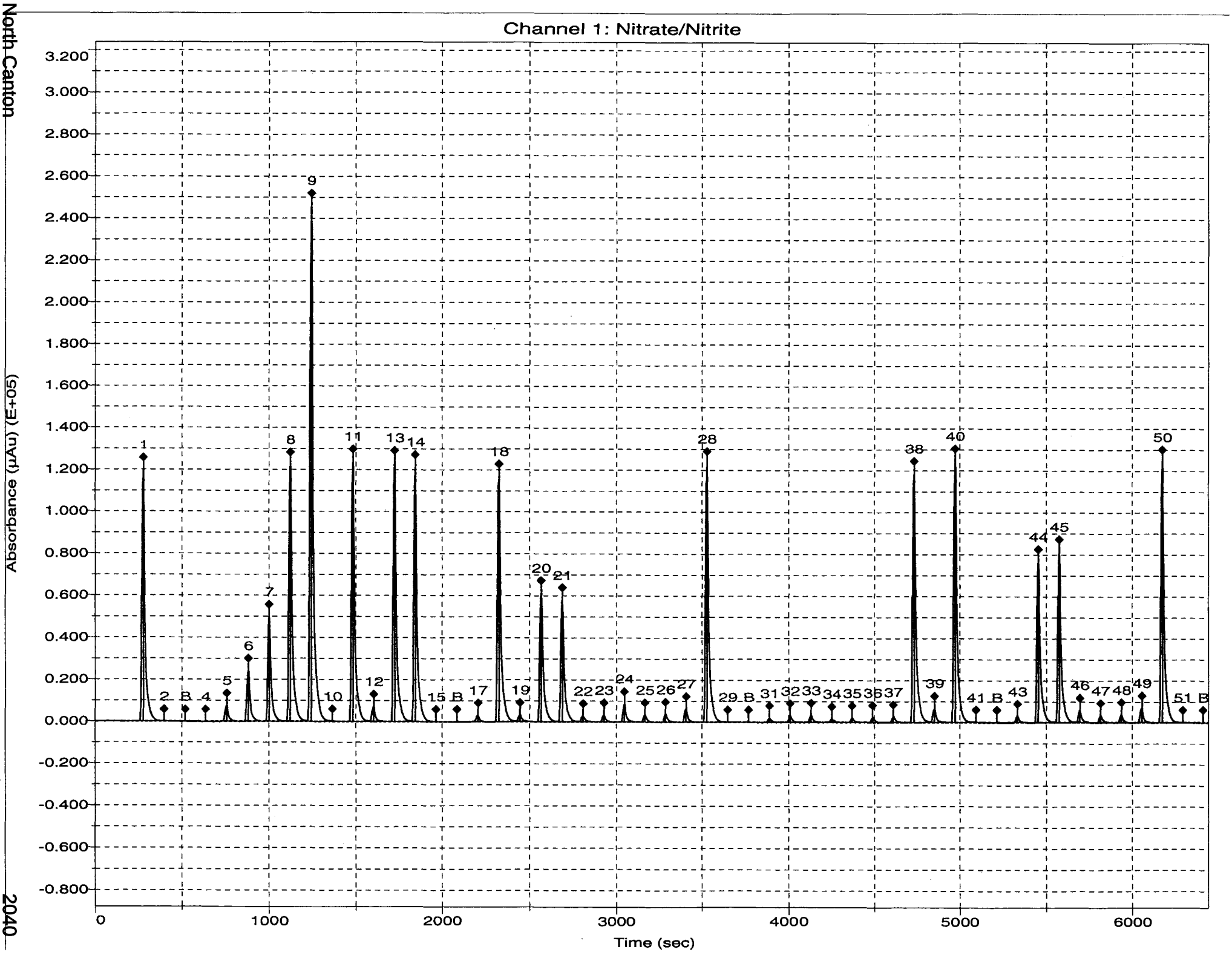
North Canton
2040
Channel 1: Nitrate/Nitrite
Absorbance (µAu) (E+05)
Time (sec)
3.200
3.000
2.800
2.600
2.400
2.200
2.000
1.800
1.600
1.400
1.200
1.000
0.800
0.600
0.400
0.200
0.000
-0.200
-0.400
-0.600
-0.800
0
1000
2000
3000
4000
5000
6000
1 2 B 4 5 6 7 8 9 10 11 12 13 14 15 B 17 18 19 20 21 22 23 24 25 26 27 28 29 B 31 32 33 34 35 36 37 38 39 40 41 B 43 44 45 46 47 48 49 50 51 B

Report Results by Sample
Result path: V:\GENCH~%3\ALPKE~ ~\2010\NITRO~K%\030110A.RST
Sample table path: V:\GENCH~%3\ALPKE~_~\2010\NITRO~K%\030110a.tbl
Method path: C:\FLOW 4\no3_no2.mth
Date acquired: 01-Mar-10
Time acquired: 18:24

Facility Name:
Facility Location:
Department:

Operator Name: CLH
Operator ID: CLH

Platform: FS III/IV
Software Rev Code: 210
Data system ID: 57

Channel: 1
Analysis: Nitrate/Nitrite
CAS Number:
Methodology:

	Temp	Warmup	Run time	Reps
rack 1	Off	303:00:09	617:48:31	-18535
rack 2	Off	303:00:09	617:48:31	-18535
rack 3	Off	303:00:09	617:48:31	-18535

Notes

Cup	Name	S	1:Time	1:Value	1:S
0	Carryover	C	16:38:58	0.00	[C]
0	Baseline	C	16:40:58	0.00	[C]
0	Cal 0	C	16:42:58	0.00	[C]
102	Cal 1	C	16:44:58	0.06	[C]
103	Cal 2	C	16:46:59	0.19	[C]
104	Cal 3	C	16:48:59	0.40	[C]
105	Cal 4	C	16:50:59	0.99	[C]
106	Cal 5	C	16:52:59	2.00	[C]
0	Blank	C	16:54:59	0.00	[C]
107	ICV	-	16:56:59	1.01	[-]
102	MRL 0.05PPM	-	16:59:00	0.06	[-]
108	NO2 1PPM	-	17:01:00	1.00	[-]
109	NO3 1PPM	-	17:03:00	0.99	[-]
0	Blank	C	17:05:00	0.00	[C]
0	Baseline	C	17:07:00	0.00	[C]
201	MB 0056149	-	17:09:00	0.02	[-]
202	LCS 0046149	-	17:11:01	0.95	[-]
203	A0B160474-4	-	17:13:01	0.02	[-]
204	A0B160474-4S	-	17:15:01	0.50	[-]
205	A0B160474-4D	-	17:17:01	0.47	[-]
206	A0B160474-5	-	17:19:01	0.02	[-]
207	A0B180429-4	-	17:21:01	0.02	[-]
208	A0B180429-12	-	17:23:02	0.07	[-]
209	A0B180524-1	-	17:25:02	0.02	[-]
210	A0B180524-4	-	17:27:02	0.03	[-]
102	MRL 0.05PPM	-	17:29:02	0.05	[-]
105	CCV Cal 4	C	17:31:02	1.00	[C]
0	Blank	C	17:33:02	0.00	[C]
0	Baseline	C	17:35:03	0.00	[C]
211	A0B180524-5	-	17:37:03	0.01	[-]
212	A0B190524-2	-	17:39:03	0.02	[-]
213	A0B190524-3	-	17:41:03	0.02	[-]
214	A0B190524-10	-	17:43:03	0.01	[-]
215	A0B190524-13	-	17:45:04	0.01	[-]
216	A0B230467-1	-	17:47:04	0.01	[-]
217	MB 0057293	-	17:49:04	0.02	[-]
218	LCS 0057293	-	17:51:04	0.96	[-]
102	MRL 0.05PPM	-	17:53:04	0.05	[-]
105	CCV Cal 4	C	17:55:05	1.01	[C]
0	Blank	C	17:57:05	0.00	[C]
0	Baseline	C	17:59:05	0.00	[C]
219	A0B250493-2	-	18:01:05	0.02	[-]
220	A0B250493-2S	-	18:03:05	0.62	[-]
221	A0B250493-2D	-	18:05:05	0.66	[-]
222	A0B240490-3	-	18:07:06	0.04	[-]
223	A0B240490-4	-	18:09:06	0.02	[-]
224	A0B240490-16	-	18:11:06	0.03	[-]
102	MRL 0.05PPM	-	18:13:06	0.05	[-]
105	CCV Cal 4	C	18:15:07	1.01	[C]
0	Blank	C	18:17:07	0.00	[C]
0	Baseline	C	18:19:07	0.00	[C]

Sample Preparation Logs

North Canton

TestAmerica
THE LEADER IN ENVIRONMENTAL TESTING

West Sacramento
Nitrocellulose Extraction Sheet

CLH 3-2-10
3-1-10

Holding Time Due: 3-15-10/3-17-10/3-22-10
Project Due: 3-9-10
Analysis Date: CLH 3-2-10
BATCH #: 0056149
Initiated By: MA
Date: 2-25-10
MATRIX: (SOLID) / AQ / OTHER: _____
Hydrolyzed By: MD
Date/Time: 3-01-10/started 9:05 — finished 10:30

QC Code	Lot #	Sample #	Sample Size (g or mL)	Final Volume (mL)	pH Adjusted to 6-8
B	MB		10.00	40	(Y)/N
C	LCS		10.00	40	(Y)/N
	AOB160474	04	10.00	40	(Y)/N
S	↓	4MS	10.05	40	(Y)/N
D	↓	4MSD	10.00	40	(Y)/N
	↓	05	10.02	40	(Y)/N
	AOB180429	04	10.00	40	(Y)/N
	↓	12	10.06	40	(Y)/N
	AOB180524	01	10.01	40	(Y)/N
	↓	04	10.07	40	(Y)/N
	↓	05	10.04	40	(Y)/N
	AOB190524	02	10.05	40	(Y)/N
	↓	03	10.00	40	(Y)/N
	↓	10	10.05	40	(Y)/N
	↓	13	10.03	40	(Y)/N
	AOB230467	01	10.02	40	(Y)/N
					Y/N
					Y/N
	3-1-10				Y/N
	MD				Y/N
					Y/N
					Y/N
					Y/N
					Y/N
					Y/N

SOP No.: WS-WC-0050

EXTRACTION COMMENTS:

* millipore water dispensed 2/18/10

QC Codes	Standard Information			
	Volume	STD ID	Conc'n (µg/mL)	Exp. Date
S,D,C	1.0ml	E091016A	509	4-16-10

Spiked By: MD 2/25/10 Witnessed By: WS 2/25/10

QC Codes: B = MB, C = LCS, L = LCSD, S = MS, D = SD.

RQC058

TestAmerica Laboratories, Inc.
EXTRACTION BENCH WORKSHEET

Run Date: 3/01/10
Time: 11:32:36

LEV 1	LEV 2		LEV 1	LEV 2	
Y	_	Blank	Y	_	Weights/Volumes
Y	_	Check	Y	_	Spike & Surrogate Worksheet
Y	_	MS/MSD	Y	_	Vial contains correct volume
			Y	_	Labels, greenbars, worksheets
				_	computer batch: correct & all match
			_	_	Anomalies to Extraction Method

_ Expanded Deliverable
_ COC Completed
Y Bench Sheet Copied
_ Package Submitted to AnalyticalGroup
_ Bench Sheet Copied per COC

Extractionist: 000915 Horacio J. Arauz

Concentrationist: 000915 Horacio J. Arauz

QC BATCH: 0056149

PREP DATE: 2/25/10 9:00
COMP DATE: 3/01/10 10:30

Reviewer/Date: ARAUZH / 2/25/10

Nitrocellulose as N by 353.2
EXTRACTION, SOLID/SOLVENT (Manual)

EXTR EXPR	ANL DUE	LOT#,MSRUN#/ WORK ORDER	TEST FLGS	EXT	MTH	MATRIX	INIT/FIN WT/VOL	PH"S INIT	PH"S ADJ1	PH"S ADJ2	SOLVENTS EXTRACTION	VOL	EXCHANGE	VOL	SPIKE STANDARD/ SURROGATE ID
3/13/10	3/09/10	A0B160474-004 **LVQVK-1-CA**	0056103 D	76	WA	SOLID	**10.0g** 40.00mL	NA	NA	NA	MEOH/H2O	40.0	ACETONE	45.0	NA
COMMENTS:															
3/13/10	3/09/10	A0B160474-004 **LVQVK-1-CFS**	0056103 D	76	WA	SOLID	**10.05g** 40.00mL	NA	NA	NA	MEOH/H2O	40.0	ACETONE	45.0	NA
COMMENTS:															
3/13/10	3/09/10	A0B160474-004 **LVQVK-1-CGD**	0056103 D	76	WA	SOLID	**10.00g** 40.00mL	NA	NA	NA	MEOH/H2O	40.0	ACETONE	45.0	NA
COMMENTS:															
3/13/10	3/09/10	A0B160474-005 **LVQVL-1-CA**	0056103 D	76	WA	SOLID	**10.02g** 40.00mL	NA	NA	NA	MEOH/H2O	40.0	ACETONE	45.0	NA
COMMENTS:															
3/14/10	3/10/10	A0B180429-004 **LVTQ3-1-CC**	0056103 D	76	WA	SOLID	**10.00g** 40.00mL	NA	NA	NA	MEOH/H2O	40.0	ACETONE	45.0	NA
COMMENTS:															
3/15/10	3/10/10	A0B180429-012 **LVTT0-1-A9**	0056103 D	76	WA	SOLID	**10.06g** 40.00mL	NA	NA	NA	MEOH/H2O	40.0	ACETONE	45.0	NA
COMMENTS:															
3/15/10	3/11/10	A0B180524-001 **LVVFK-1-CA**	0056103 D	76	WA	SOLID	**10.01g** 40.00mL	NA	NA	NA	MEOH/H2O	40.0	ACETONE	45.0	NA
COMMENTS:															

RQC058

TestAmerica Laboratories, Inc.
EXTRACTION BENCH WORKSHEET

Run Date: 3/01/10
Time: 11:32:36

QC BATCH: 0056149

PREP DATE: 2/25/10 9:00
COMP DATE: 3/01/10 10:30

EXTR EXPR	ANL DUE	LOT#,MSRUN#/ WORK ORDER	TEST FLGS	EXT	MTH	MATRIX	INIT/FIN WT/VOL	PH"S INIT	PH"S ADJ1	PH"S ADJ2	SOLVENTS EXTRACTION	VOL	EXCHANGE	VOL	SPIKE STANDARD/ SURROGATE ID
3/15/10	3/11/10	A0B180524-004 0056103 **LVVF1-1-CA**	D	76	WA	SOLID	**10.07g** 40.00mL	NA	NA	NA	MEOH/H2O	40.0	ACETONE	45.0	NA
COMMENTS:															
3/15/10	3/11/10	A0B180524-005 0056103 **LVVF6-1-CA**	D	76	WA	SOLID	**10.05g** 40.00mL	NA	NA	NA	MEOH/H2O	40.0	ACETONE	45.0	NA
COMMENTS:															
3/16/10	3/12/10	A0B190524-002 0056103 **LVWW9-1-CA**	D	76	WA	SOLID	**10.05g** 40.00mL	NA	NA	NA	MEOH/H2O	40.0	ACETONE	45.0	NA
COMMENTS:															
3/16/10	3/12/10	A0B190524-003 0056103 **LVWXC-1-CA**	D	76	WA	SOLID	**10.0g** 40.00mL	NA	NA	NA	MEOH/H2O	40.0	ACETONE	45.0	NA
COMMENTS:															
3/16/10	3/12/10	A0B190524-010 0056103 **LVWX1-1-CA**	D	76	WA	SOLID	**10.05g** 40.00mL	NA	NA	NA	MEOH/H2O	40.0	ACETONE	45.0	NA
COMMENTS:															
3/16/10	3/12/10	A0B190524-013 0056103 **LVWX8-1-CA**	D	76	WA	SOLID	**10.03g** 40.00mL	NA	NA	NA	MEOH/H2O	40.0	ACETONE	45.0	NA
COMMENTS:															
3/20/10	3/16/10	A0B230467-001 0056103 **LV03V-1-CA**	D	76	WA	SOLID	**10.02g** 40.00mL	NA	NA	NA	MEOH/H2O	40.0	ACETONE	45.0	NA
COMMENTS:															
3/13/10	0/00/00	G0B250000-149 **LV3EQ-1-AAB**		76	WA	SOLID	**10.0g** 40.00mL	NA	NA	NA	MEOH/H2O	40.0	ACETONE	45.0	NA
COMMENTS:															
3/13/10	0/00/00	G0B250000-149 **LV3EQ-1-ACC**		76	WA	SOLID	**10.0g** 40.00mL	NA	NA	NA	MEOH/H2O	40.0	ACETONE	45.0	NA
COMMENTS:															

MEOH/H2O 3844-005C; J.T.BAKER ACETONE H29E40; 50ML CENTRIFUGE TUBE MG-9190362
SODIUM HYDROXIDE (1N) RICCA 1808597; SULFURIC ACID RICCA (2N) 1904287
.45 FILTER MILLIPORE R9EN05392.

R = RUSH C = CLP
E = EPA 600 D = EXP.DEL)
M = CLIENT REQ MS/MSD

NUMBER OF WORK ORDERS IN BATCH: 16

PSL246 TestAmerica West Sacramento
WET CHEM ANALYSIS WORKSHEET LCS

Run Date: 03/01/2010
Time: 11:32
User Id.: ARAUZH
Review Date/By: _____

Work Order: LV3EQ

Lab Number: G0B250000-149-C
Storage Loc:

Sample Id: INTRA-LAB CHECK

QC Program: STANDARD TEST SET

QC BATCH: 0056149

Matrix: SOLID

* * * *

PSL246 TestAmerica Laboratories, Inc. Run Date: 03/01/2010
WET CHEM ANALYSIS WORKSHEET MS Time: 11:32
User Id.: ARAUZH
Review Date/By: _____

Work Order: LVQVK
Client Code: 366660 Quote #: 84137
Project Manager: Mark J. Loeb Lab Number: A0B160474-004-S
Site: RVAAP PBA2008 17 AOCs RI Storage Loc: C165 MS OUT
Amt. Rec"d: 250/2X100/60/TS
Sample Id: L12SD-309-5006-SD
QC Package: Expanded Deliverables Sampling Date: 2/15/10
QC Program: STANDARD TEST SET Receiving Date: 2/16/10
QC BATCH: 0056149

Sample Comments:
EMS REQ CLT SPEC EXP DEL*DOD QSM V 3.0 W/LCG QCMRLs/MDLCKS*EXPL/PROP TO WSAC.
Matrix: SOLID Analytical Due Date: 0/00/00N

ANALYSIS	True Spike Amt.	Meas. Spike Amt.	Spike % Rec	Control Limits	PREP/ Analysis Date	INIT/ QCB#
XX-A-76-WA (NCEL_S) LVQVK-1-CF	_____	_____	_____	(34-115)-71	____/ _____	____/ _____

RQC050 TestAmerica Laboratories, Inc. Run Date: 3/01/10
Wet Chem Batch Worksheet Time: 11:32:33

TestAmerica West Sacramen

PRODUCTION FIGURES - WET CHEM

TOTAL NUMBER	SAMPLE NUMBER	QC	RE-RUN MATRIX	RE-RUN OTHER	MISC NUMBER	TOTAL HOURS	EXPANDED DELIVERABLE

QC BATCH #: **0056149** INITIALS: DATA ENTRY:
PREP DATE: 2/25/10 9:00 PREP _____ INITIALS _____
COMP DATE: 3/01/10 10:30 ANAL _____ DATE _____
USER: ARAUZH
METHOD: WA Nitrocellulose as N by 353.2

WORK ORD	RESULT	UNITS	LDL/DIL	PREP/ ANL DATE	LAB NUMBER/CLIENT
LVQVK-1-CA	_____	mg/kg	5.0	/____ _____/_____	A-0B160474-004
SAMPLE ID: L12SD-309-5006-SD					
SAMPLE COMMENTS: EMS REQ CLT SPEC EXP DEL*DOD QSM V 3.0 W/LCG QCMRLs/MDLCKS*EXPL/PROP TO WSAC.					
ANALYSIS COMMENTS:					
COMMENTS:					366660
LVQVK-1-CG	_____	mg/kg	5.0	/____ _____/_____	A-0B160474-004-D
SAMPLE ID: L12SD-309-5006-SD					
SAMPLE COMMENTS: EMS REQ CLT SPEC EXP DEL*DOD QSM V 3.0 W/LCG QCMRLs/MDLCKS*EXPL/PROP TO WSAC.					
ANALYSIS COMMENTS:					
COMMENTS:					366660
LVQVK-1-CF	_____	mg/kg	5.0	/____ _____/_____	A-0B160474-004-S
SAMPLE ID: L12SD-309-5006-SD					
SAMPLE COMMENTS: EMS REQ CLT SPEC EXP DEL*DOD QSM V 3.0 W/LCG QCMRLs/MDLCKS*EXPL/PROP TO WSAC.					
ANALYSIS COMMENTS:					
COMMENTS:					366660
LVQVL-1-CA	_____	mg/kg	5	/____ _____/_____	A-0B160474-005
SAMPLE ID: L12SD-309-6035-FD					
SAMPLE COMMENTS: EMS REQ CLT SPEC EXP DEL*DOD QSM V 3.0 W/LCG QCMRLs/MDLCKS*EXPL/PROP TO WSAC.					
ANALYSIS COMMENTS:					
COMMENTS:					366660
LVTQ3-1-CC	_____	mg/kg	5.0	/____ _____/_____	A-0B180429-004
SAMPLE ID: B12SS-038M-5040-SO					
SAMPLE COMMENTS: EXP DEL,DOD QSM V 3.0 WITH LCG QCMRLS & MDL CHECKS, NEEDS DRY/GROUND.					
ANALYSIS COMMENTS:					
COMMENTS:					366660
LVTT0-1-A9	_____	mg/kg	5.0	/____ _____/_____	A-0B180429-012
SAMPLE ID: ATASS-015M-5036-SO					
SAMPLE COMMENTS: EXP DEL,DOD QSM V 3.0 WITH LCG QCMRLS & MDL CHECKS. NEEDS DRIED/GROUND.					
ANALYSIS COMMENTS:					
COMMENTS:					366660
LVVFK-1-CA	_____	mg/kg	5.0	/____ _____/_____	A-0B180524-001
SAMPLE ID: FWSSD-102-5011-SD					
SAMPLE COMMENTS: EXP DEL,DOD QSM V 3.0 W/ LCG QCMRLS & MDL CHECKS.					

ANALYSIS COMMENTS:
COMMENTS:

366660

RQC050 TestAmerica Laboratories, Inc. Run Date: 3/01/10
Wet Chem Batch Worksheet Time: 11:32:33

TestAmerica West Sacramen

QC BATCH #: **0056149** INITIALS: DATA ENTRY:
PREP DATE: 2/25/10 9:00 PREP _____ INITIALS _____
COMP DATE: 3/01/10 10:30 ANAL _____ DATE _____
USER: ARAUZH

WORK ORD	RESULT	UNITS	LDL/DIL	PREP/ ANL DATE	LAB NUMBER/CLIENT
LVVF1-1-CA	_____	mg/kg	5	/____ _____/_____	A-0B180524-004

SAMPLE ID: LL6SD-082-5245-SD
SAMPLE COMMENTS: EXP DEL,DOD QSM V 3.0 W/ LCG QCMRLS & MDL CHECKS.
ANALYSIS COMMENTS:
COMMENTS: 366660

LVVF6-1-CA	_____	mg/kg	5	/____ _____/_____	A-0B180524-005

SAMPLE ID: LL6SD-082-6063-FD
SAMPLE COMMENTS: EXP DEL,DOD QSM V 3.0 W/ LCG QCMRLS & MDL CHECKS.
ANALYSIS COMMENTS:
COMMENTS: 366660

LVWW9-1-CA	_____	mg/kg	5.0	/____ _____/_____	A-0B190524-002

SAMPLE ID: LL9SD-113-5471-SD
SAMPLE COMMENTS: EMS REQ CLT SPEC,EXP DEL,DOD QSM V3.0 W LCG QCMRLS & MDL CHKS
ANALYSIS COMMENTS:
COMMENTS: 366660

LVWXC-1-CA	_____	mg/kg	5	/____ _____/_____	A-0B190524-003

SAMPLE ID: LL9SD-113-6147-FD
SAMPLE COMMENTS: EMS REQ CLT SPEC,EXP DEL,DOD QSM V3.0 W LCG QCMRLS & MDL CHKS
ANALYSIS COMMENTS:
COMMENTS: 366660

LVWX1-1-CA	_____	mg/kg	5.0	/____ _____/_____	A-0B190524-010

SAMPLE ID: FWSSD-103-5013-SD
SAMPLE COMMENTS: EMS REQ CLT SPEC,EXP DEL,DOD QSM V3.0 W LCG QCMRLS & MDL CHKS
ANALYSIS COMMENTS:
COMMENTS: 366660

LVWX8-1-CA	_____	mg/kg	5.0	/____ _____/_____	A-0B190524-013

SAMPLE ID: L10SD-094-5531-SD
SAMPLE COMMENTS: EMS REQ CLT SPEC,EXP DEL,DOD QSM V3.0 W LCG QCMRLS & MDL CHKS
ANALYSIS COMMENTS:
COMMENTS: 366660

LV03V-1-CA	_____	mg/kg	5.0	/____ _____/_____	A-0B230467-001

SAMPLE ID: LL6SS-073-5237-SO
SAMPLE COMMENTS: EMS REQ CLT SPEC,EXP DEL,DOD QSM V3.0 W/ LCG QC MRLS & MDL CHECKS.
ANALYSIS COMMENTS:
COMMENTS: 366660

LV3EQ-1-AA	_____	mg/kg	5.0	/____ _____/_____	G-0B250000-149-B

SAMPLE ID: INTRA-LAB BLANK
SAMPLE COMMENTS:
ANALYSIS COMMENTS:

RQC050 TestAmerica Laboratories, Inc. Run Date: 3/01/10
Wet Chem Batch Worksheet Time: 11:32:33

TestAmerica West Sacramen

QC BATCH #: **0056149** INITIALS: DATA ENTRY:
PREP DATE: 2/25/10 9:00 PREP _____ INITIALS _____
COMP DATE: 3/01/10 10:30 ANAL _____ DATE _____
USER: ARAUZH

WORK ORD	RESULT	UNITS	LDL/DIL	PREP/ ANL DATE	LAB NUMBER/CLIENT
LV3EQ-1-AC	_____	mg/kg	5.0	/____ _____/_____	G-0B250000-149-C

SAMPLE ID: INTRA-LAB CHECK
SAMPLE COMMENTS:
ANALYSIS COMMENTS:
COMMENTS: 0

TESTAMERICA
THE LEADER IN ENVIRONMENTAL TESTING

Preparation Data Review Checklist

Prep Batch(es): 0056149 Test: NCELL-S

Prep Date: 2-25-10 Holding Times: 3-15-10, 3-17-10, 3-22-10 NCM: Y (N)

A. Spike Witness/Batch setup	Spike Witness	Reviewer
1. Holding times checked? NCMs filed as appropriate	✓	✓
2. QAS checked for QC instructions (LCS, LCSD, MS,MSD, etc)	✓	✓
3. Amount of samples in hood match amount of samples on bench sheet. Sample IDS match.	✓	NA
4. Worksheets have been checked for required spiking compounds	✓	✓
5. Spiking volumes are correctly documented	✓	✓
6. Std ID numbers on spike labels match numbers on bench sheet	✓	NA
7. Expiration dates have been checked	✓	
8. Calibration expiration dates on pipettors have been checked	✓	NA
9. Spiker and spike witness have signed and dated bench sheet	✓	
B. Weights and Volumes		✓
1. Recorded weights are in anticipated range	NA	✓
2. Balance upload or raw data for weights is included	NA	✓
3. Weights and volumes have been transcribed correctly to LIMS.	NA	✓
4. Weights are not targeted to meet exact weights.	NA	
5. Each weight or volume measurement is a unique record (no dittos or line downs)	NA	✓
C. Standards and Reagents		✓
1. Lot numbers for all reagents, including clean up stages, are recorded.	NA	✓
2. Are dates and analysts for cleanups recorded?	NA	✓
3. Are correct IDs used for standards? Are expiration dates to day/month/year, when listed?	NA	✓
D. Documentation		✓
1. Are all nonconformances documented appropriately?	NA	✓
2. QuantIMs entry correct, including dates and times.	NA	✓
3. Are all fields completed?	NA	✓

Spike witness: [signature] Date: 2/25/10

2nd Level Reviewer: [signature] Date: 3/11/10

Comments:

North Canton

TestAmerica Laboratories, Inc.

Laboratory **TestAmerica West Sacramento**
880 Riverside Parkway
West Sacramento, CA 95605

SAMPLE ANALYSIS REQUISTION
Lab Request SR117970

Report Package: **Expanded Deliverables**
Need Analytical Report 2010-03-10

Client Code: 366660

Project Manager: MARK LOEB

Sample I.D.	Work Order Number	Client Sample ID	Sampling Date	Analysis Required
A0B180429-1	LVTQQ	B12SS-036M-5038-SO	2010-02-16 10:30	SOLID, 8330B, Explosives (/W 8330B prep)
A0B180429-2	LVTQ1	B12SS-037M-5039-SO	2010-02-16 14:17	SOLID, 8330B, Explosives (/W 8330B prep)
A0B180429-3	LVTQ2	B12SS-037M-6049-FD	2010-02-16 14:17	SOLID, 8330B, Explosives (/W 8330B prep)
A0B180429-4	LVTQ3	B12SS-038M-5040-SO	2010-02-16 13:10	SOLID, 8330B, Explosives (/W 8330B prep)
A0B180429-4	LVTQ3	B12SS-038M-5040-SO	2010-02-16 13:10	SOLID, 8330M, Nitroguanidine Propellant
A0B180429-4	LVTQ3	B12SS-038M-5040-SO	2010-02-16 13:10	SOLID, 353.2, Nitrocellulose Propellant
A0B180429-12	LVTT0	ATASS-015M-5036-SO	2010-02-16 12:00	SOLID, 8330B, Explosives (/W 8330B prep)
A0B180429-12	LVTT0	ATASS-015M-5036-SO	2010-02-16 12:00	SOLID, 8330M, Nitroguanidine Propellant
A0B180429-12	LVTT0	ATASS-015M-5036-SO	2010-02-16 12:00	SOLID, 353.2, Nitrocellulose Propellant
A0B180429-14	LVTT9	ATASS-016M-5037-SO	2010-02-16 10:45	SOLID, 8330B, Explosives (/W 8330B prep)
A0B180429-15	LVTVA	ATASS-016M-6047-FD	2010-02-16 10:45	SOLID, 8330B, Explosives (/W 8330B prep)

Please use Client Sample ID for report

Call MARK LOEB with questions at 330-497-9396

at the TAL North Canton Laboratory

Shipping Method: FED EX

Need detection limit and analysis date included in report.

Please send a signed copy of this form with the report at completion of analysis.

Relinquished by: _____ Date/Time: 2/23/10 1050

Relinquished by: _____ Date/Time: _____

Received for lab by: _____ Date/Time: 2-24-10 1100

PLEASE RETURN ORIGINAL SAMPLE ANALYSIS REQUISITION

2054

TestAmerica

411111 THE LEADER IN ENVIRONMENTAL TESTING

LOT RECEIPT CHECKLIST
TestAmerica West Sacramento

CLIENT TAL-N Canton PM KD LOG # 103425

LOT# (QUANTIMS ID) A0B180429 QUOTE# NA LOCATION WID

Checked (✓)

DATE RECEIVED 2-24-10 TIME RECEIVED 845 ☑

DELIVERED BY ☑ FEDEX ☐ ON TRAC ☐ CLIENT

☐ GOLDENSTATE ☐ UPS ☐ GO-GETTERS ☐ OTHER

☐ TAL COURIER ☐ TAL SF ☐ VALLEY LOGISTICS ☑

CUSTODY SEAL STATUS ☑ INTACT ☐ BROKEN ☐ N/A ☑

CUSTODY SEAL #(S) Seal

SHIPPPING CONTAINER(S) ☑ TAL ☐ CLIENT ☐ N/A ☑

COC #(S) NA ☑

TEMPERATURE BLANK Observed: 0 Corrected: 1

SAMPLE TEMPERATURE - (TEMPERATURES ARE IN °C)

Observed: 1.0 1 Average 1 Corrected Average 1

LABORATORY THERMOMETER ID:

IR UNIT: #4 ☐ #5 ☑ ☐ OTHER _____ ☑

AL 2-24-10
Initials Date

==========

pH MEASURED ☐ YES ☐ ANOMALY ☑ N/A ☐

LABELED BY..... ☑

LABELS CHECKED BY..... ☑

PEER REVIEW _____ ☑ NA

SHORT HOLD TEST NOTIFICATION

SAMPLE RECEIVING ☑

WETCHEM ☑ N/A ☑

VOA-ENCORES ☑ N/A ☑

☐ METALS NOTIFIED OF FILTER/PRESERVE VIA VERBAL & EMAIL ☑ N/A ☑

☐ COMPLETE SHIPMENT RECEIVED IN GOOD CONDITION WITH APPROPRIATE TEMPERATURES, CONTAINERS, PRESERVATIVES ☑ N/A ☑

☑ CLOUSEAU ☑ TEMPERATURE EXCEEDED (2 °C – 6 °C)*1 ☐ N/A

☑ WET ICE ☐ BLUE ICE ☐ GEL PACK ☐ NO COOLING AGENTS USED ☑ PM NOTIFIED

AL 2-24-10
Initials Date

Notes _____

*1 Acceptable temperature range for State of Wisconsin samples is ≤4°C.

TestAmerica
THE LEADER IN ENVIRONMENTAL TESTING

END OF REPORT

ANALYTICAL REPORT

PROJECT NO. 172819.00.09456.00.9200.02.200

RVAAP PBA2008 17 AOCs RI

Lot #: A0B240511

CONTRACT NO: W912QR-04-D-0028

DELIVERY ORDER: 0001

Marie Simpson

SAIC
151 LaFayette Drive
PO Box 2502
Oak Ridge, TN 37831

TESTAMERICA LABORATORIES, INC.

Unless noted otherwise, the test results reported herein meet all requirements of NELAC and the current version of the DoD QSM.



Approved for release.
Mark J. Loeb
Project Manager II
3/30/2010 2:35 PM

Mark J. Loeb
Project Manager
mark.loeb@testamericainc.com

March 25, 2010

Table of Contents

Case Narrative 2
Executive Summary 7
Analytical Method Summary 9
Sample Summary 11
Shipping and Receiving Documents 13
General Chemistry Data 17
Sample Data 18
Supportive Raw Data 26
BURLINGTON DATA 30
GEOTESTING DATA 46

Total # of Pages in this Document 47

TestAmerica
THE LEADER IN ENVIRONMENTAL TESTING

CASE NARRATIVE

CASE NARRATIVE

A0B240511

The following report contains the analytical results for one solid sample submitted to TestAmerica North Canton by SAIC from the RVAAP PBA2008 17 AOCs RI Site, project number 172819.00.09456.00.9200.02.200. The sample was received February 24, 2010, according to documented sample acceptance procedures.

The Porosity, Bulk Density and the Grain Size Fraction analyses were performed at the TestAmerica Burlington Laboratory.

The Permeability, K (undisturbed) test by method ASTM D5084/2434 was subcontracted to GeoTesting Express of Boxborough, Ma.

TestAmerica utilizes USEPA approved methods in all analytical work. The sample presented in this report was analyzed for the parameter(s) listed on the analytical methods summary page in accordance with the method(s) indicated. Preliminary results were provided to Heather Miller, Jenny Vance, Marie Simpson, and Richard Sprinzl on February 25, 2010. A summary of QC data for these analyses is included at the back of the report.

TestAmerica North Canton attests to the validity of the laboratory data generated by TestAmerica facilities reported herein. All analyses performed by TestAmerica facilities were done using established laboratory SOPs that incorporate QA/QC procedures described in the applicable methods. TestAmerica's operations groups have reviewed the data for compliance with the laboratory QA/QC plan, and the data has been found to be compliant with laboratory protocols unless otherwise noted below.

All solid sample results are reported on an "as received" basis unless otherwise indicated by a dry weight adjustment footnote at the bottom of the analytical report page. The list of parameters which are never reported on a dry weight basis is included on the Sample Summary.

The test results in this report meet all NELAP requirements for parameters for which accreditation is required or available. Any exceptions to NELAP requirements are noted in this report. Pursuant to NELAP, this report may not be reproduced, except in full, without the written approval of the laboratory.

All parameters were evaluated to the method detection limit and include qualified results where applicable.

Please refer to the Quality Control Elements Narrative following this case narrative for additional quality control information.

CASE NARRATIVE (continued)

If you have any questions, please call the Project Manager, Mark J. Loeb, at 330-497-9396.

This report is sequentially paginated. The final page of the report is labeled as "END OF REPORT."

SUPPLEMENTAL QC INFORMATION

SAMPLE RECEIVING

The temperature of the cooler upon sample receipt was 18.4°C.

See TestAmerica’s Cooler Receipt Form for additional information.

GENERAL CHEMISTRY

The analytical results met the requirements of the laboratory's QA/QC program.

QUALITY CONTROL ELEMENTS NARRATIVE

TestAmerica conducts a quality assurance/quality control (QA/QC) program designed to provide scientifically valid and legally defensible data. Toward this end, several types of quality control indicators are incorporated into the QA/QC program, which is described in detail in QA Policy, QA-003. These indicators are introduced into the sample testing process to provide a mechanism for the assessment of the analytical data. Program or agency specific requirements take precedence over the requirements listed in this narrative.

QC BATCH

Environmental samples are taken through the testing process in groups called QUALITY CONTROL BATCHES (QC batches). A QC batch contains up to twenty environmental samples of a similar matrix (water, soil) that are processed using the same reagents and standards. TestAmerica North Canton requires that each environmental sample be associated with a QC batch.

Several quality control samples are included in each QC batch and are processed identically to the twenty environmental samples.

For SW846/RCRA methods, QC samples include a METHOD BLANK (MB), a LABORATORY CONTROL SAMPLE (LCS) and, where appropriate, a MATRIX SPIKE/MATRIX SPIKE DUPLICATE (MS/MSD) pair or a MATRIX SPIKE/SAMPLE DUPLICATE (MS/DU) pair. If there is insufficient sample to perform an MS/MSD or an MS/DU, then a LABORATORY CONTROL SAMPLE DUPLICATE (LCSD) is included in the QC batch.

For 600 series/CWA methods, QC samples include a METHOD BLANK (MB), a LABORATORY CONTROL SAMPLE (LCS) and, where appropriate, a MATRIX SPIKE (MS). An MS is prepared and analyzed at a 10% frequency for GC Methods and at a 5% frequency for GC/MS methods.

LABORATORY CONTROL SAMPLE

The Laboratory Control Sample is a QC sample that is created by adding known concentrations of a full or partial set of target analytes to a matrix similar to that of the environmental samples in the QC batch. Multi peak responders may not be included in the target spike list due to co-elution. The LCS analyte recovery results are used to monitor the analytical process and provide evidence that the laboratory is performing the method within acceptable guidelines. All control analytes indicated by a bold type in the LCS must meet acceptance criteria. Failure to meet the established recovery guidelines requires the repreparation and reanalysis of all samples in the QC batch. Comparison of only the failed parameters from the first batch are evaluated. The only exception to the rework requirement is that if the LCS recoveries are biased high and the associated sample is ND (non-detected) for the parameter(s) of interest, the batch is acceptable.

At times, a Laboratory Control Sample Duplicate (LCSD) is also included in the QC batch. An LCSD is a QC sample that is created and handled identically to the LCS. Analyte recovery data from the LCSD is assessed in the same way as that of the LCS. The LCSD recoveries, together with the LCS recoveries, are used to determine the reproducibility (precision) of the analytical system. Precision data are expressed as relative percent differences (RPDs). If the RPD fails for an LCS/LCSD and yet the recoveries are within acceptance criteria, the batch is still acceptable.

METHOD BLANK

The Method Blank is a QC sample consisting of all the reagents used in analyzing the environmental samples contained in the QC batch. Method Blank results are used to determine if interference or contamination in the analytical system could lead to the reporting of false positive data or elevated analyte concentrations. All target analytes must be below the reporting limits (RL) or the associated sample(s) must be ND except under the following circumstances:

- Common organic contaminants may be present at concentrations up to 5 times the reporting limits. Common metals contaminants may be present at concentrations up to 2 times the reporting limit, or the reported blank concentration must be twenty fold less than the concentration reported in the associated environmental samples. (See common laboratory contaminants listed in the table.)

Volatile (GC or GC/MS)	Semivolatile (GC/MS)	Metals ICP-MS	Metals ICP Trace
Methylene Chloride, Acetone, 2-Butanone	Phthalate Esters	Copper, Iron, Zinc, Lead, Calcium, Magnesium, Potassium, Sodium, Barium, Chromium, Manganese	Copper, Iron, Zinc, Lead

QUALITY CONTROL ELEMENTS NARRATIVE (continued)

- Organic blanks will be accepted if compounds detected in the blank are present in the associated samples at levels 10 times the blank level. Inorganic blanks will be accepted if elements detected in the blank are present in the associated samples at 20 times the blank level.

- Blanks will be accepted if the compounds/elements detected are not present in any of the associated environmental samples.

Failure to meet these Method Blank criteria requires the repreparation and reanalysis of all samples in the QC batch.

MATRIX SPIKE/MATRIX SPIKE DUPLICATE

A Matrix Spike and a Matrix Spike Duplicate are a pair of environmental samples to which known concentrations of a full or partial set of target analytes are added. The MS/MSD results are determined in the same manner as the results of the environmental sample used to prepare the MS/MSD. The analyte recoveries and the relative percent differences (RPDs) of the recoveries are calculated and used to evaluate the effect of the sample matrix on the analytical results. Due to the potential variability of the matrix of each sample, the MS/MSD results may not have an immediate bearing on any samples except the one spiked; therefore, the associated batch MS/MSD may not reflect the same compounds as the samples contained in the analytical report. When these MS/MSD results fail to meet acceptance criteria, the data is evaluated. If the LCS is within acceptance criteria, the batch is considered acceptable.

For certain methods, a Matrix Spike/Sample Duplicate (MS/DU) may be included in the QC batch in place of the MS/MSD. For the parameters (i.e. pH, ignitability) where it is not possible to prepare a spiked sample, a Sample Duplicate may be included in the QC batch. However, a Sample Duplicate is less likely to provide usable precision statistics depending on the likelihood of finding concentrations below the standard reporting limit. When the Sample Duplicate result fails to meet acceptance criteria, the data is evaluated.

For certain methods (600 series methods/CWA), a Matrix Spike is required in place of a Matrix Spike/Matrix Spike Duplicate (MS/MSD) or Matrix Spike/Sample Duplicate (MS/DU).

The acceptance criteria do not apply to samples that are diluted.

SURROGATE COMPOUNDS

In addition to these batch-related QC indicators, each organic environmental and QC sample is spiked with surrogate compounds. Surrogates are organic chemicals that behave similarly to the analytes of interest and that are rarely present in the environment. Surrogate recoveries are used to monitor the individual performance of a sample in the analytical system.

If surrogate recoveries are biased high in the LCS, LCSD, or the Method Blank, and the associated sample(s) are ND, the batch is acceptable. Otherwise, if the LCS, LCSD, or Method Blank surrogate(s) fail to meet recovery criteria, the entire sample batch is reprepared and reanalyzed. If the surrogate recoveries are outside criteria for environmental samples, the samples will be reprepared and reanalyzed unless there is objective evidence of matrix interference or if the sample dilution is greater than the threshold outlined in the associated method SOP.

The acceptance criteria do not apply to samples that are diluted. All other surrogate recoveries will be reported.

For the GC/MS BNA methods, the surrogate criterion is that two of the three surrogates for each fraction must meet acceptance criteria. The third surrogate must have a recovery of ten percent or greater.

For the Pesticide and PCB methods, the surrogate criterion is that one of two surrogate compounds must meet acceptance criteria. The second surrogate must have a recovery of 10% or greater.

TestAmerica Certifications and Approvals:

The laboratory is certified for the analytes listed on the documents below. These are available upon request.

California (#01144CA), Connecticut (#PH-0590), Florida (#E87225),
Illinois (#200004), Kansas (#E10336), Minnesota (#39-999-348), New Jersey (#OH001), New York (#10975), Nevada (#OH-000482008A), OhioVAP (#CL0024), Pennsylvania (#008), West Virginia (#210), Wisconsin (#999518190),NAVY, ARMY, USDA Soil Permit

TestAmerica
THE LEADER IN ENVIRONMENTAL TESTING

EXECUTIVE SUMMARY

EXECUTIVE SUMMARY - Detection Highlights

A0B240511

PARAMETER	RESULT	REPORTING LIMIT	UNITS	ANALYTICAL METHOD
B12SB-029-5091-SO 02/23/10 13:25 001				
Percent Solids	81.8	10.0	%	MCAWW 160.3 MOD
Total Organic Carbon	1200	1200	mg/kg	MSA WALKLEY-BLACK

TestAmerica
THE LEADER IN ENVIRONMENTAL TESTING

METHOD SUMMARY

ANALYTICAL METHODS SUMMARY

A0B240511

PARAMETER	ANALYTICAL METHOD
Total Organic Carbon	MSA WALKLEY-BLACK
Total Residue as Percent Solids	MCAWW 160.3 MOD

References:

MCAWW "Methods for Chemical Analysis of Water and Wastes", EPA-600/4-79-020, March 1983 and subsequent revisions.

MSA "Methods of Soil Analysis, Chemical and Microbiological Properties", Part 2, 2nd Ed., 1982 and Subsequent Revisions.

TestAmerica
THE LEADER IN ENVIRONMENTAL TESTING

SAMPLE SUMMARY

SAMPLE SUMMARY

A0B240511

WO #	SAMPLE#	CLIENT SAMPLE ID	SAMPLED DATE	SAMP TIME
LV2JT	001	B12SB-029-5091-SO	02/23/10	13:25

NOTE(S):

- The analytical results of the samples listed above are presented on the following pages.
- All calculations are performed before rounding to avoid round-off errors in calculated results.
- Results noted as "ND" were not detected at or above the stated limit.
- This report must not be reproduced, except in full, without the written approval of the laboratory.
- Results for the following parameters are never reported on a dry weight basis: color, corrosivity, density, flashpoint, ignitability, layers, odor, paint filter test, pH, porosity pressure, reactivity, redox potential, specific gravity, spot tests, solids, solubility, temperature, viscosity, and weight.

TestAmerica
THE LEADER IN ENVIRONMENTAL TESTING

SHIPPING AND RECEIVING DOCUMENTS

SAIC
From Science to Solutions
151 Lafayette Drive, Oak Ridge, TN 37831
(865) 481-4600

Chain of Custody Record

Science Applications International Corporation

COC NO.: RVAAP-PBA08RI-014
Date: 2/24/2010

PROJECT NAME: RVAAP PBA2008 17 AOCs RI
PO NUMBER: PO10025302
PROJECT NUMBER: 172819.00.09456.00.9200.02.200
PROJECT MANAGER: Kevin Jago
AOC: Building 1200 (Subsurface Soil)
Sampler (Signature) (Printed Name): Rich Sprinel

Laboratory Name: TestAmerica
Address: 4101 Shuffel Street NW
North Canton, Ohio 44720
Attn: Mark Loeb
Phone: 330-966-9387

Requested Parameters

Sample ID	Station ID	Depth (ft)	Date Collected	Time Collected	Matrix	TAL Metals + Hg 1	Explosives 2	SVOCs 3	Propellants 4	VOCs 5	Pesticides 6	PCBs 7	PAHs 8	Asbestos 9	Porosity 10	Bulk Density 11	Moisture content 12	Total organic carbon 13	grain size fraction analysis 14	permeability, K (undisturbed) 15	No. of Containers	OBSERVATIONS, COMMENTS SPECIAL INSTRUCTIONS
B12SB-027-5083-SO	B12sb-027	0-1	2/23/2010	0903	SO	X	X						X								4	MS/MSD
B12SB-027-5084-SO	B12sb-027	1-3	2/23/2010	0945	SO	X	X						X								2	
B12SB-028-5087-SO	B12sb-028	0-1	2/23/2010	1025	SO	X	X	X	X	X	X	X									4	
B12SB-028-5088-SO	B12sb-028	1-3	2/23/2010	1045	SO	X	X	X	X	X	X	X									4	
B12SB-030-5093-SO	B12sb-030	0-1	2/23/2010	1140	SO	X	X						X								2	
B12SB-030-5094-SO	B12sb-030	1-2.8	2/23/2010	1210	SO	X	X						X								2	
B12SB-030-6076-FD	B12sb-030	0-1	2/23/2010	1140	SO	X	X						X								2	
B12SB-031-5097-SO	B12sb-031	0-1	2/23/2010	1515	SO	X	X						X								2	
B12SB-031-5098-SO	B12sb-031	1-1.8	2/23/2010	1535	SO	X	X						X								2	
B12SB-032-5101-SO	B12sb-032	0-1	2/23/2010	1435	SO	X	X						X								2	
B12SB-032-5102-SO	B12sb-032	1-2.8	2/23/2010	1455	SO	X	X						X								2	
B12SB-029-5091-SO	B12sb-029	0.5-2.3	2/23/2010	1325	SO										X	X	X	X	X	X	1	

Signature: Rich Sprinel	Date: 2/24/10	Received by: Signature:	Date: 2/24/10
Printed Name: SAIC	Time: 1000	Printed Name: Joe Grant	Time: 1030
Company:		Company:	
Relinquished by: Signature: Joe Grant	Date: 24 Feb 10	Received by: Signature: John McFadden	Date: 2/24/10
Printed Name: TestAm	Time: 1150	Printed Name: TA NC	Time: 1150
Company:		Company:	

Total Number of Containers: 29
Cooler ID: 1 COOLER
Cooler Temperature:
FEDEX NUMBER: NA

1 6020/7471A
2 8330B
3 3540C/3541/8270C
4 Nitroguanidine:8330 Mod/8332 Mod; Nitrocellulose:9056 Mod/353.2
5 8260B/5021
6 3540C/3541C/8081A
7 3540C/3541C/8082
8 8270C (low level PAHs)
9 600/R-93/116
10 USACE EM1110-2-1906 App II
11 ASTM D5057
12 ASTM D2216
13 EPA 415.1 Mod or SW-846, 9060A Mod or Walkley-Black
14 ASTM D422
15 ASTM D5084/2434

North Canton

TestAmerica Cooler Receipt Form/Narrative **Lot Number:** 240B511

North Canton Facility

Client SAIC Project RVAAP By: (Signature)

Cooler Received on 2/24/10 Opened on 2/24/10

FedEx ☐ UPS ☐ DHL ☐ FAS ☐ Stetson ☐ Client Drop Off ☐ TestAmerica Courier ☒ Other

TestAmerica Cooler # Multiple Coolers ☐ Foam Box ☐ Client Cooler ☐ Other Shelby Tube Box

1. Were custody seals on the outside of the cooler(s)? Yes ☒ No ☐ Intact? Yes ☒ No ☐ NA ☐
   If YES, Quantity 2 Quantity Unsalvageable 2
   Were custody seals on the outside of cooler(s) signed and dated? Yes ☒ No ☐ NA ☐
   Were custody seals on the bottle(s)? Yes ☐ No ☒
   If YES, are there any exceptions?
2. Shippers' packing slip attached to the cooler(s)? Yes ☐ No ☒
3. Did custody papers accompany the sample(s)? Yes ☒ No ☐ Relinquished by client? Yes ☒ No ☐
4. Were the custody papers signed in the appropriate place? Yes ☒ No ☐
5. Packing material used: Bubble Wrap ☒ Foam ☐ None ☐ Other
6. Cooler temperature upon receipt 18.4 °C See back of form for multiple coolers/temps ☐
   METHOD: IR ☒ Other ☐
   COOLANT: Wet Ice ☐ Blue Ice ☐ Dry Ice ☐ Water ☐ None ☒
7. Did all bottles arrive in good condition (Unbroken)? Yes ☒ No ☐
8. Could all bottle labels be reconciled with the COC? Yes ☒ No ☐
9. Were sample(s) at the correct pH upon receipt? Yes ☐ No ☐ NA ☒
10. Were correct bottle(s) used for the test(s) indicated? Yes ☒ No ☐
11. Were air bubbles >6 mm in any VOA vials? Yes ☐ No ☐ NA ☒
12. Sufficient quantity received to perform indicated analyses? Yes ☒ No ☐
13. Was a trip blank present in the cooler(s)? Yes ☐ No ☒ Were VOAs on the COC? Yes ☐ No ☒

Contacted PM MJL Date 2/24/10 by via Verbal ☒ Voice Mail ☐ Other ☐

Concerning High Temp.

14. CHAIN OF CUSTODY

The following discrepancies occurred:

Do not have a cooler large enough to accomodate a 3 ft long shelby Tube.

15. SAMPLE CONDITION

Sample(s) were received after the recommended holding time had expired.

Sample(s) were received in a broken container.

Sample(s) were received with bubble >6 mm in diameter. (Notify PM)

16. SAMPLE PRESERVATION

Sample(s) were further preserved in Sample Receiving to meet recommended pH level(s). *Nitric Acid Lot#* 121709-HNO_3; *Sulfuric Acid Lot#* 082509-H_2SO_4; *Sodium Hydroxide Lot#* 100108 -*NaOH; Hydrochloric Acid Lot#* 092006-*HCl; Sodium Hydroxide and Zinc Acetate Lot#* 100108-$(CH_3COO)_2ZN/NaOH$. What time was preservative added to sample(s)?

Client ID	pH	Date	Initials

TestAmerica Cooler Receipt Form/Narrative
North Canton Facility

Client ID	pH	Date	Initials

TestAmerica
THE LEADER IN ENVIRONMENTAL TESTING

GENERAL CHEMISTRY DATA

TestAmerica
THE LEADER IN ENVIRONMENTAL TESTING

SAMPLE DATA

Science Applications International Corp

Client Sample ID: B12SB-029-5091-SO

General Chemistry

Lot-Sample #...: A0B240511-001 **Work Order #...:** LV2JT **Matrix.....:** SO
Date Sampled...: 02/23/10 13:25 **Date Received..:** 02/24/10
% Moisture.....: 18

PARAMETER	RESULT	RL	UNITS	METHOD	PREPARATION-ANALYSIS DATE	PREP BATCH #
Percent Solids	**81.8**	**10.0**	**%**	**MCAWW 160.3 MOD**	**03/15-03/16/10**	**0074171**
	Dilution Factor: 1			MDL.....: 10.0		
Total Organic Carbon	**1200**	**1200**	**mg/kg**	**MSA WALKLEY-BLACK**	**03/16/10**	**0075247**
	Dilution Factor: 1			MDL.....: 310		

NOTE(S):

RL Reporting Limit

Results and reporting limits have been adjusted for dry weight.

METHOD BLANK REPORT

General Chemistry

Client Lot #...: A0B240511 **Matrix.....:** SOLID

PARAMETER	RESULT	REPORTING LIMIT	UNITS	METHOD	PREPARATION-ANALYSIS DATE	PREP BATCH #
Percent Solids		Work Order #: LWMXR1AA		MB Lot-Sample #:	A0C150000-171	
	ND	10.0	%	MCAWW 160.3 MOD	03/15-03/16/10	0074171
		Dilution Factor: 1				
Total Organic Carbon		Work Order #: LWN941AA		MB Lot-Sample #:	A0C160000-247	
	ND	1000	mg/kg	MSA WALKLEY-BLACK	03/16/10	0075247
		Dilution Factor: 1				

NOTE(S):

Calculations are performed before rounding to avoid round-off errors in calculated results.

LABORATORY CONTROL SAMPLE EVALUATION REPORT

General Chemistry

Client Lot #...: A0B240511 **Matrix.....:** SOLID

PARAMETER	PERCENT RECOVERY	RECOVERY LIMITS	METHOD	PREPARATION-ANALYSIS DATE	PREP BATCH #
Total Organic Carbon		Work Order #: LWN941AC	LCS Lot-Sample#: A0C160000-247		
	94	(51 - 128)	MSA WALKLEY-BLACK	03/16/10	0075247
		Dilution Factor: 1			

NOTE(S):

Calculations are performed before rounding to avoid round-off errors in calculated results.

LABORATORY CONTROL SAMPLE DATA REPORT

General Chemistry

Client Lot #...: A0B240511 **Matrix.....:** SOLID

PARAMETER	SPIKE AMOUNT	MEASURED AMOUNT	UNITS	PERCNT RECVRY	METHOD	PREPARATION-ANALYSIS DATE	PREP BATCH #
Total Organic Carbon	Work Order #: LWN941AC			LCS Lot-Sample#: A0C160000-247			
	2400	2200	mg/kg	94	MSA WALKLEY-BLACK	03/16/10	0075247
		Dilution Factor: 1					

NOTE(S):

Calculations are performed before rounding to avoid round-off errors in calculated results.

SAMPLE DUPLICATE EVALUATION REPORT

General Chemistry

Client Lot #...: A0B240511 **Work Order #...:** LWJ8H-SMP **Matrix.....:** SOLID
LWJ8H-DUP
Date Sampled...: 03/09/10 14:50 **Date Received..:** 03/10/10
% Moisture.....: 2.5

PARAM	RESULT	DUPLICATE RESULT	UNITS	RPD	RPD LIMIT	METHOD	PREPARATION-ANALYSIS DATE	PREP BATCH #
Percent Solids						SD Lot-Sample #: A0C100554-031		
	97.5	97.4	%	0.12	(0-20)	MCAWW 160.3 MOD	03/15-03/16/10	0074171

Dilution Factor: 1

SAMPLE DUPLICATE EVALUATION REPORT

General Chemistry

Client Lot #...: A0B240511 **Work Order #...:** LWKQW-SMP **Matrix.....:** SOLID
LWKQW-DUP
Date Sampled...: 03/11/10 12:00 **Date Received..:** 03/12/10
% Moisture.....: 9.6

PARAM	RESULT	DUPLICATE RESULT	UNITS	RPD	RPD LIMIT	METHOD	PREPARATION-ANALYSIS DATE	PREP BATCH #
Percent Solids						SD Lot-Sample #: A0C120431-002		
	90.4	90.9	%	0.50	(0-20)	MCAWW 160.3 MOD	03/15-03/16/10	0074171

Dilution Factor: 1

SAMPLE DUPLICATE EVALUATION REPORT

General Chemistry

Client Lot #...: A0B240511 **Work Order #...:** LV2JT-SMP **Matrix.....:** SO
LV2JT-DUP
Date Sampled...: 02/23/10 13:25 **Date Received..:** 02/24/10
% Moisture.....: 18

PARAM	RESULT	DUPLICATE RESULT	UNITS	RPD	RPD LIMIT	METHOD	PREPARATION-ANALYSIS DATE	PREP BATCH #
Total Organic Carbon						SD Lot-Sample #: A0B240511-001		
	1200	1300	mg/kg	11	(0-20)	MSA WALKLEY-BLACK	03/16/10	0075247

Dilution Factor: 1

NOTE(S):

Calculations are performed before rounding to avoid round-off errors in calculated results.

Results and reporting limits have been adjusted for dry weight.

TestAmerica
THE LEADER IN ENVIRONMENTAL TESTING

SUPPORTIVE RAW DATA

			TestAmerica, North Canton			
		Percent Total Solid/Percent Moisture Logsheet				
		Method 160.3, 160.5, D2216-90, D1553-83				
Analysis	TS			Batch		74171
Prep Date	3/15/2010	Time In	13:00	Analyst	TH	WETCHEM
Anal date	3/16/2010	Time Out	7:00	RL	10	
Oven	**2**	Balance	**6**	Due Date:	**3/16/2010**	
Sample	Tare	Wet	Dry	Result TS	Result MS	Time
ID	wt	wt	wt	%	%	
BLANK	4.586	4.6749	4.6626	2.96	ND	9:10
LWL7Q1AA	4.586	13.0862	12.1877	89.430	10.570	9:10
LWL7R1AA	4.586	8.3853	7.6989	81.934	18.066	9:32
LV2JT1AH	4.586	11.9833	10.6360	81.787	18.213	9:33
LWJ7T1AA	4.586	8.5798	8.4978	97.947	2.053	9:33
LWJ7V1AA	4.586	13.6856	13.5193	98.172	1.828	9:33
LWJ701AA	4.586	11.2657	11.1704	98.573	1.427	9:33
LWJ711AA	4.586	15.4173	15.2852	98.780	1.220	9:34
LWJ741AA	4.586	8.8659	8.7765	97.911	2.089	9:34
LWJ761AA	4.586	12.9682	12.8298	98.349	1.651	9:34
LWJ8H1AA	4.586	7.2856	7.2193	97.544	2.456	9:34
LWJ8H1AD X	4.586	6.0606	6.0226	97.423	2.577	9:35
LWJ8N1AA	4.586	13.7713	13.5766	97.880	2.120	9:35
LWKQG1AA	4.586	12.4294	11.5465	88.743	11.257	9:35
LWKQT1AA	4.586	13.4380	11.7184	80.574	19.426	9:35
LWKQW1AA	4.586	19.6641	18.2223	90.438	9.562	9:35
LWKQW1A0 X	4.586	12.2568	11.5579	90.889	9.111	9:36
LWKQ01AA	4.586	17.0373	15.7834	89.930	10.070	9:36
LWKVV1AA	4.586	16.4486	10.5477	50.256	49.744	9:36
LWKV11AA	4.586	19.1610	14.4487	67.669	32.331	9:36
LWKWQ1AA	4.586	11.8905	8.7071	56.419	43.581	9:36
LWKW61AA	4.586	11.8383	8.6761	56.397	43.603	9:37
LWKW71AA	4.586	10.3035	8.5063	68.567	31.433	9:37

			TestAmerica, North Canton			
			Total Organic Carbon Titrimetric Logsheet			
			Methods of Soil Analysis, Walkley-Black			
Prep Date	3/16/2010			Batch	0075247	
Anal Date	3/16/2010			Lcs No.	TC0005	
				Lcs prep dat	3/16/2010	
Analyst	MFG			RL	1000 MG/KG	
Titrant				Standardization		
Name:	Ferrous sulfate			Date	3/16/2010	
Normality	0.486			Intials	MFG	
Sample No.	Sample Vol	dil	Titrant Vol (ml)	Final Conc mg/kg	QC/Calc	Time
BLANK	2.5	1	20.55	20		13:56
LCS	2.5	1	17.65	2218	94.40%	13:56
LV2JT	2.48	1	19.3	975		13:58
LV2JT-X	2.49	1	19.15	1086		13:58
LV3G5	2.53	1	19.35	919		13:58
LV3G9	2.49	1	19.95	477		13:58
LV7F0	2.48	1	18.3	1740		13:58
LV7F4	2.51	1	19.65	699		13:58
LV876	2.47	1	19.7	672		13:58
LV878	2.53	1	19.1	1106		13:58
K Dichromate:	***WR91023***		***Ferroin Ind:***	***WR90825***		
Ferrous Sulfate:	***WR00018***		***H2SO4:***	***WR00140***		
Stnd 1	***20.7***					
Stnd 2	***20.5***					
Stnd 3	***20.5***					

TestAmerica North Canton

Sample Control Chain of Custody for General Chemistry

Lot Number	Sample	Suffix	Lab ID	Test	Prep Date	Prepared by	Analysis Date	Analyzed by
A0B240511	1		LV2JT1AJ	Carbon, Total Organic "TOC" (WALKLEY) - Solids	03/16/10	Melissa Fuller-Gustavel	03/16/10	Melissa Fuller-Gustavel
A0B240511	1		LV2JT1AH	Solids, Percent (as TS - 160.3 MOD) - Solids	03/15/10	Tom Harshman	03/16/10	Tom Harshman
A0B240511	1	X	LV2JT1AK	Carbon, Total Organic "TOC" (WALKLEY) - Solids	03/16/10	Melissa Fuller-Gustavel	03/16/10	Melissa Fuller-Gustavel

TestAmerica
THE LEADER IN ENVIRONMENTAL TESTING

BURLINGTON DATA

TestAmerica
South Burlington, VT

Sample Data Summary Package

0B240511

TestAmerica Laboratories, Inc.

March 24, 2010

Mr. Mark Loeb
TestAmerica, Inc.
4101 Shuffel Drive NW
North Canton, OH 44720

Re: Laboratory Project No. 29008
Case: RAVENNA; SDG: 0B240511

Dear Mr. Loeb:

Enclosed are the analytical results for the samples that were received by TestAmerica Burlington on February 25th, 2010. Laboratory identification numbers were assigned, and designated as follows:

Lab ID	Client Sample ID	Sample Date	Sample Matrix
	Received: 02/25/10 ETR No: 136189		
821680	B12SB-029-5091-SO	02/23/10	SOLID

Documentation of the condition of the samples at the time of their receipt and any exception to the laboratory's Sample Acceptance Policy is documented in the Sample Handling section of this submittal.

Any reference within this report to Severn Trent Laboratories, Inc. or STL, should be understood to refer to TestAmerica Laboratories, Inc. (formerly known as Severn Trent Laboratories, Inc.) The analytical results associated with the samples presented in this test report were generated under a quality system that adheres to requirements specified in the NELAC standard. Release of the data in this test report and any associated electronic deliverables is authorized by the Laboratory Director's designee as verified by the following signature.

If there are any questions regarding this submittal, please contact me at 802 660-1990.

Sincerely,



Joseph Carabillo
Project Manager

Chain of Custody **1**

Sample Data Summary Geotechnical **3**

Sample Handling **10**



Chain of Custody

TestAmerica Laboratories, Inc.

Laboratory **TestAmerica Burlington**
30 Community Drive Suite 11
South Burlington, VT 05403

SAMPLE ANALYSIS REQUISTION
Lab Request SR118056

Report Package: **Expanded Deliverables**
Need Analytical Report 2010-03-17

Client Code: 366660

Project Manager: MARK LOEB

Sample I.D.	Work Order Number	Client Sample ID	Sampling Date	Analysis Required
A0B240511-1	LV2JT	B12SB-029-5091-SO	2010-02-23 13:25	SOLID Porosity USACE EM1110-2-1906 AppII
A0B240511-1	LV2JT	B12SB-029-5091-SO	2010-02-23 13:25	SOLID, Bulk Density ASTM D5057
A0B240511-1	LV2JT	B12SB-029-5091-SO	2010-02-23 13:25	SOLID, Moisture Content ASTM D2216
A0B240511-1	LV2JT	B12SB-029-5091-SO	2010-02-23 13:25	SOLID, TOCa 415.1/9060/or Walkley Black
A0B240511-1	LV2JT	B12SB-029-5091-SO	2010-02-23 13:25	SOLID, Grain Size Fraction ASTM D422
A0B240511-1	LV2JT	B12SB-029-5091-SO	2010-02-23 13:25	SOLID, Permeability, K ASTM D5084/2434

Please use Client Sample ID for report

Call MARK LOEB with questions at 330-497-9396

at the TAL North Canton Laboratory

Shipping Method: FED EX

Need detection limit and analysis date included in report.

Please send a signed copy of this form with the report at completion of analysis.

Relinquished by: _____ Date/Time: 2/24/10 1600

Relinquished by: _____ Date/Time: _____

Received for lab by: _____ Date/Time: 2/25/10 1045

PLEASE RETURN ORIGINAL SAMPLE ANALYSIS REQUISITION



Sample Data Summary – Geotechnical

GEOTECHNICAL / GENERAL CHEMISTRY

Sample Report Summary

Client Sample No.
B12SB-029-5091-SO

Lab Name: TestAmerica Burlington | Contract: A0B240511 | SDG No.: 0B240511

Lab Code: TALVT | Case No.: RAVENNA | Lab Sample ID: 821680

Matrix: SOLID | Client: STLOHN | Date Received: 02/25/10

% Solids:

Method	Parameter	Analytical Run Date	Analytical Batch	Units	DF	RL	Conc.	Qual.
D2216	Moisture Content	03/04/10		%	1	0.0	22.5	
D2937	In-Place Density	03/04/10		g/cm3	1	0.0	1.63	
D854	Specific Gravity	03/10/10			1		2.608	
POROSITY	Calculation (D2937+D854)	03/15/10		%	1	0.1	37.5	

Printed on: 03/15/10 09:46 AM

ASTM Method D2216: Standard Test Method for Determination of Water (Moisture) Content of Soil and Rock by Mass Calculations

Client Code:	STLOHN	**Start Date:**	03/04/10
ETR:	136189	**Start Time:**	2300
SDG:	0B240511	**End Date:**	03/05/10
		Analyst:	MAP

Laboratory Number	Weight of Pan (g)	Pan + Wet Sample (g)	Pan + Dry Sample (g)	Moisture Content (%)
821680	4.13	177.48	145.62	22.5

ASTM Method D2937: Standard Test Method for Density of Soil in Place by the Drive-Cylinder Method Calculations

Client Code: STLOHN
ETR: 136189
SDG: 0B240511

Start Date: 03/04/10
Start Time: 2300
End Date: 03/05/10
Analyst: MAP

	Weight Of					Measurement of								
Laboratory Number	Container (g)	Container + Sample (g)	Pan (g)	Pan + Wet Sample (g)	Pan + Dry Sample (g)	Sample Recovery (cm)	Container Diameter (cm)	Area (cm^2)	Wet Sample (g)	Dry Mass Basis (%)	Sample Volume (cm^3)	Dry Mass (g)	In-Place Density (g/cm^3)
821680	185.70	727.34	4.13	177.48	145.62	6.50	7.30	41.85	541.64	22.5%	272.05	442.09	1.63

ASTM Method D854: Standard Test Method for Specific Gravity of Soils
Calculations

Client Code:	STLOHN	**Start Date:**	03/10/10
ETR:	136189	**Start Time:**	0900
SDG:	0B240511	**End Date:**	03/13/10
		Analyst:	SAF

Laboratory Number	Flask Number	Weight Of				Temp. of Flask + H_2O + Sample (°C)	Calibrated Pycnometer Mass (g)	Calibrated Pycnometer Volume (mL)	Oven Dried Sample Mass (g)	Pycnometer + H_2O @ Sample Temp. (g)	Specific Gravity at Sample Temp.	Specific Gravity at 20°C
		Flask (g)	Flask + H_2O + Sample (g)	Pan (g)	Pan + Dry Soil (g)							
821680	22	101.05	388.87	170.81	233.15	20.3	101.10	249.80	62.34	350.435	2.608	2.608

Porosity and Void Ratio Calculations

Client Code: STLOHN
ETR: 136189
SDG: 0B240511

Start Date: 3/15/2010
Start Time: 0651
Analyst: DJP

Laboratory Number	Specific Gravity	In-place Density	Porosity (%)	Void Ratio
821680	2.608	1.63	37.5	0.600

Particle Size of Soils by ASTM D422

Client Code:	STLOHN	**SDG:**	0B240511	**Date Received:**	2/25/2010
Sample ID:	B12SB-029-5091-SO	**ETR(s):**	136189	**Start Date:**	3/3/2010
Lab ID:	821680			**End Date:**	3/8/2010

Percent Solids:	81.6%	**Non-soil material:**	na
Specific Gravity:	2.608	**Shape (> #10):**	angular
Maximum Particle Size:	Crs sand	**Hardness (> #10):**	hard

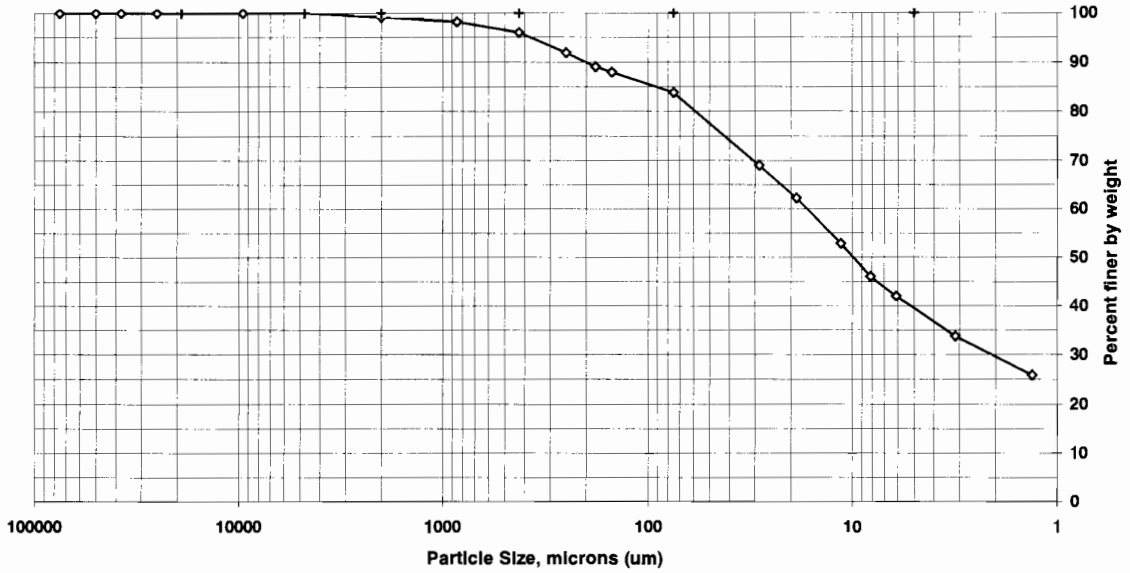

Sieve size	Particle size, um	Percent finer	Incremental percent
3 inch	75000	100.0	0.0
2 inch	50000	100.0	0.0
1.5 inch	37500	100.0	0.0
1 inch	25000	100.0	0.0
3/4 inch	19000	100.0	0.0
3/8 inch	9500	100.0	0.0
#4	4750	100.0	0.0
#10	2000	99.2	0.8
#20	850	98.2	1.0
#40	425	96.0	2.2
#60	250	91.8	4.2
#80	180	89.0	2.8
#100	150	87.9	1.1
#200	75	83.8	4.1
Hydrometer	28.5	69.0	14.8
|	18.7	62.2	6.7
|	11.3	52.8	9.4
|	8.1	46.1	6.7
|	6.1	42.0	4.0
|	3.1	33.7	8.3
V	1.3	25.8	7.9

Soil Classification	Percent of Total Sample
Gravel	0.0
Sand	16.2
Coarse Sand	0.8
Medium Sand	3.2
Fine Sand	12.2
Silt	41.8
Clay	42.0

Preparation Method: **D2217**
Dispersion Device: Mechanical mixer with a metal paddle.
Dispersion Period: 1 minute

FSL024:07.29.05:0
TestAmerica Burlington

0B240511PS.xls 3/15/2010



Sample Handling

HANDLE WITH CARE
XH BTVA
05403
VT-US
BTV
TRK# 0201 9784 4671 6530
THU - 25FEB AA
PRIORITY OVERNIGHT
FedEx Express
DEPT: AL HAIDET
SOUTH BURLINGTON VT 05403
30 COMMUNITY DRIVE
TESTAMERICA
SAMPLE RECEIVING
BILL RECIPIENT
SHIP DATE: 24FEB10
ACTWGT: 14.0 LB
CAD: 6071102/CAFE2434
ORIGIN ID: PHDA
AL HAIDET
TEST AMERICA
4101 SHUFFEL DR
NORTH CANTON, OH 44720
UNITED STATES US

TestAmerica Burlington
SAMPLE RECEIPT & LOG IN CHECKLIST

Client: STJOHN	Date Received: 2/25/10	Log In Date: 03/03/10	
ETR: 136184	Time Received: 1045	By: CR	
SDG: 0B240511	Received By: GTM	Signature: Cheryl Kalb	
Project: 29008	# Coolers Received: 1 BOX	PM Signature: JC	
Samples Delivered By: X Shipping Service ☐ Courier ☐ Hand ☐ Other (specify)		Date: 3/4/10	
List Air bill Number(s) or Attach a photocopy of the Air Bill:			

COOLER SCREEN	YES	NO	NA	COMMENTS
There is *no* evidence to indicate tampering	X			
Custody seals are present and intact	X			
Custody seal numbers are present		X		
If yes, list custody seal numbers:				

Thermal Preservation Type: ☐ Wet Ice ☐ Blue Ice X None ☐ Other (specify)

IR Gun ID: 96 Correction Factor (CF) = 0 °C

Cooler 1:	17.5 °C	Cooler 6	°C	Cooler 11	°C	Cooler 16	°C
Cooler 2:	°C	Cooler 7	°C	Cooler 12	°C	Cooler 17	°C
Cooler 3:	°C	Cooler 8	°C	Cooler 13	°C	Cooler 18	°C
Cooler 4:	°C	Cooler 9	°C	Cooler 14	°C	Cooler 19	°C
Cooler 5	°C	Cooler 10	°C	Cooler 15	°C	Cooler 20	°C

Unless otherwise documented, the recorded temperature readings are adjusted readings to account for the CF of the IR Gun

EPA Criteria: 0-6°C, except for air and geo samples which should be at ambient temperature and tissue samples, which may be frozen.

Some clients require thermal preservation criteria of 2-4°C or other such criteria. The PM must notify SM when alternate criteria is specified.

SAMPLE CONDITION	YES	NO	NA	COMMENTS
Sample containers were received intact	X			
Legible sample labels are affixed to each container	X			

CHAIN OF CUSTODY (COC)	YES	NO	NA	COMMENTS
COC is present and includes the following information for each container:				
• Sample ID / Sample Description	X			
• Date of Sample Collection	X			
• Time of Sample Collection	X			
• Identification of the Sampler		X		
• Preservation Type		X		
• Requested Tests Method(s)	X			
• Necessary Signatures	X			
Internal Chain of Custody (ICOC) Required		X		
If yes to above, ICOC Record initiated for every Worksheet			X	

SAMPLE INTEGRITY / USABILITY	YES	NO	NA	COMMENTS
The sample container matches the COC	X			
Appropriate sample containers were received for the tests requested	X			
Samples were received within holding time	X			
Sufficient amount of sample is provided for requested analyses	X			
VOA vials do not have headspace or a bubble >6mm (1/4" diameter)			X	
Appropriate preservatives were used for the tests requested			X	
pH of inorganic samples checked and is within method specification			X	
If no, attach Inorganic Sample pH Adjustment Form			X	

ANOMALY / NCR SUMMARY

FSR002:12.19.07:3
TestAmerica Burlington

GeoTesting express
a subsidiary of Geocomp Corporation

Client:	TestAmerica Laboratories, Inc.		
Project Name:	Ravenna		
Project Location:	---		
GTX #:	9694		
Start Date:	3/8/2010	Tested By:	ema
End Date:	3/12/2010	Checked By:	jdt
Boring #:	---		
Sample #:	AOB240511-1		
Depth:	---		
Visual Description:	Moist, mottled gray and yellowish brown silt		

Hydraulic Conductivity of Saturated Porous Materials Using a Flexible Wall Permeameter by ASTM D 5084
Constant Gradient

Sample Type:	tube	Permeant Fluid:	de-aired tap water
Orientation:	Vertical	Cell #:	16/7

Sample Preparation: Extruded from tube, cut, trimmed and placed into permeameter at as-received density and moisture content. Trimmings moisture content = 24.3%.

Parameter	Initial	Final
Height, in	2.03	2.00
Diameter, in	2.83	2.83
Area, in^2	6.29	6.29
Volume, in^3	12.8	12.6
Mass, g	418	424
Bulk Density, pcf	124	128
Moisture Content, %	23.0	24.7
Dry Density, pcf	101	103
Degree of Saturation, %	---	99

B COEFFICIENT DETERMINATION

Cell Pressure, psi:	95.0	Pressure Increment, psi:	5.02
Sample Pressure, psi:	90.5	B Coefficient:	0.99

FLOW DATA

Date	Time, sec	Pressure, psi Cell	Inlet	Outlet	Gradient	Flow Volume, cc In	Out	Δ In	Δ Out	Temp, °C	R_t	Permeability K @ 20 °C, cm/sec
03/10	---	90.0	85.5	84.5	13.8	11.00	14.10	---	---	---	---	---
03/10	420	90.0	85.5	84.5	13.8	13.10	12.00	2.10	2.10	20	1.000	8.9E-06
03/10	----	90.0	85.5	84.5	13.8	11.00	14.00	---	---	---	---	---
03/10	700	90.0	85.5	84.5	13.8	14.30	10.70	3.30	3.30	20	1.000	8.4E-06
03/10	----	90.0	85.5	84.5	13.8	10.90	14.00	---	---	---	---	---
03/10	810	90.0	85.5	84.5	13.8	14.60	10.30	3.70	3.70	20	1.000	8.1E-06
03/10	----	90.0	85.5	84.5	13.8	11.00	14.00	---	---	---	---	---
03/10	1140	90.0	85.5	84.5	13.8	15.60	9.40	4.60	4.60	20	1.000	7.2E-06

PERMEABILITY AT 20° C: 8.2 x 10^{-6} cm/sec (@ 5 psi effective stress)

TestAmerica
THE LEADER IN ENVIRONMENTAL TESTING

END OF REPORT

APPENDIX E

Fate and Transport Modeling Results

THIS PAGE INTENTIONALLY LEFT BLANK.

TABLES

Table E-1. Physical and Chemical Properties of Inorganic SRCs in Surface and Subsurface Soil at Building 1200 1
Table E-2. Physical and Chemical Properties of Organic SRCs in Surface and Subsurface Soil at Building 1200 2
Table E-3. HELP Model Parameters for Developing Water Balance Estimates 3
Table E-4. Initial CMCOPCs Based on Maximum Concentration of SRCs Compared to GSSLs for Building 1200 4
Table E-5. DAF Calculation for Building 1200 6
Table E-6. Initial CMCOPCs Based on Comparison of the SRC's Maximum Concentration to SSSL at Building 1200 with a DAF of 1.01 7
Table E-7. Initial CMCOPCs Based on Arrival Time to Groundwater Table in Less Than or Equal to 1,000 Years at Building 1200 8
Table E-8. Results for SRCs in Sediment at Building 1200 11
Table E-9. Climatic Data from SESOIL for Building 1200 12
Table E-10. Physical and Chemical Properties of Initial CMCOPCs Selected for SESOIL Modeling for Building 1200 12
Table E-11. Load Application Data for SESOIL Model at Building 1200 13
Table E-12. Physical and Chemical Properties of Final CMCOPCs Selected for AT123D Modeling at Building 1200 15

FIGURES

Figure E-1. TNT Biotransformation Pathway 17
Figure E-2. 2,4-DNT Biotransformation Pathway 18
Figure E-3. RDX Biotransformation Pathway 19
Figure E-4. HMX Biotransformation Pathway 20
Figure E-5. SESOIL-Predicted Contaminant Mass Loading for AT123D Modeling – Copper 21
Figure E-6. SESOIL-Predicted Contaminant Mass Loading for AT123D Modeling – Selenium 21
Figure E-7. SESOIL-Predicted Contaminant Mass Loading for AT123D Modeling – TNT 22
Figure E-8. SESOIL-Predicted Contaminant Mass Loading for AT123D Modeling – HMX 22
Figure E-9. SESOIL-Predicted Contaminant Mass Loading for AT123D Modeling – RDX 23
Figure E-10. SESOIL-Predicted Contaminant Mass Loading for AT123D Modeling – Naphthalene 23
Figure E-11. Predicted Concentration of Selenium in Groundwater based on AT123D Modeling, Building 1200 24
Figure E-12. Predicted Concentration of TNT in Groundwater based on AT123D Modeling, Building 1200 24
Figure E-13. Predicted Concentration of HMX in Groundwater based on AT123D Modeling, Building 1200 25
Figure E-14. Predicted Concentration of RDX in Groundwater based on AT123D Modeling, Building 1200 25

ATTACHMENTS

Attachment 1. SESOIL Modeling Output Files
Attachment 2. AT123D Modeling Output Files

THIS PAGE INTENTIONALLY LEFT BLANK.

Tables

THIS PAGE INTENTIONALLY LEFT BLANK.

Table E-1. Physical and Chemical Properties of Inorganic SRCs in Surface and Subsurface Soil at Building 1200

Analyte	K_d (L/kg)	Reference	HLC (atm-m^3/mol)	Reference	Cw (mg/L)	Generic SSL (mg/kg)	Reference	SSL Type
Aluminum	1.50E+03	b	NA	-	3.65E+01	5.50E+04	d	RSL
Arsenic	2.90E+01	a	NA	-	1.00E-02	2.90E-01	d	MCL
Barium	4.10E+01	a	NA	-	2.00E+00	8.20E+01	d	MCL
Beryllium	7.90E+02	a	NA	-	4.00E-03	3.20E+00	d	MCL
Cadmium	7.50E+01	a	NA	-	5.00E-03	3.80E-01	d	MCL
Chromium	1.90E+01	a	NA	-	1.00E-01	1.80E+05	d	MCL
Cobalt	5.50E+02	c	NA	-	1.10E-02	4.90E-01	d	RSL
Copper	2.20E+01	a	NA	-	1.30E+00	4.60E+01	d	MCL
Lead	5.50E+02	c	NA	-	1.50E-02	1.40E+01	d	MCL
Manganese	1.80E+02	c	NA	-	8.76E-01	5.70E+01	d	RSL
Mercury	5.20E+01	a	1.14E-02	d	2.00E-03	1.00E-01	d	MCL
Nickel	6.50E+01	a	NA	-	7.30E-01	4.80E+01	d	RSL
Selenium	5.00E+00	a	NA	-	5.00E-02	2.60E-01	d	MCL
Thallium	7.10E+01	a	NA	-	2.00E-03	1.40E-01	d	MCL
Zinc	6.20E+01	a	NA	-	1.10E+01	6.80E+02	d	RSL

[a]United States Environmental Protection Agency (USEPA) Soil Screening Guidance assuming a neutral pH: *Technical Background Document*, May 1996.
[b]Baes and Sharp 1983. "A Proposal for Estimation of Soil Leaching and Leaching Constants for Use in Assessment Models." *Journal of Environmental Quality* 12, pp. 17-28.
[c]Sheppard and Thibault 1990. "Default soil/liquid partition coefficients, K_ds, for four major soil types: a compendium." *Health Physics* **59**;471–482.
[d]USEPA RSL May 2010. Found at: http://www.epa.gov/reg3hwmd/risk/human/rb-concentration_table/index.htm
Cw = Target groundwater concentration (either MCL or RSL)
HLC = Henry's Law Constant
K_d = Distribution Coefficient
MCL = Clean Water Act Drinking Water Maximum Contaminant Level
NA = Not applicable
RSL= Regional Screening Level (USEPA 2010)
SRC = Site-related Contaminant
SSL = Soil Screening Level

Table E-2. Physical and Chemical Properties of Organic SRCs in Surface and Subsurface Soil at Building 1200

Analyte	K_{oc} (L/kg)	Reference	HLC (atm-m^3/mol)	Reference	Cw (mg/L)	Generic SSL (mg/kg)	Reference	SSL Type
Explosives								
2,4,6-Trinitrotoluene	2.81E+03	c	2.08E-08	c	2.20E-03	1.30E-02	c	RSL
HMX	5.32E+02	c	8.67E-10	c	1.80E+00	2.30E+00	c	RSL
Nitrocellulose	1.00E+01	c	3.29E-23	c	1.10E+05	2.40E+04	c	RSL
RDX	8.91E+01	c	2.01E-11	c	6.10E-04	2.30E-04	c	RSL
Semi-volatile Organic Compounds								
2-Methylnaphthalene	2.48E+03	c	5.18E-04	c	1.50E-01	7.50E-01	c	RSL
Benz(*a*)anthracene	1.77E+05	c	1.20E-05	c	2.90E-05	1.00E-02	c	RSL
Benzenemethanol	2.15E+01	c	3.37E-07	c	3.70E+00	8.90E-01	c	RSL
Benzo(*a*)pyrene	5.87E+05	c	4.57E-07	c	2.00E-04	2.40E-01	c	MCL
Benzo(*b*)fluoranthene	5.99E+05	c	2.90E-05	c	2.90E-05	3.50E-02	c	RSL
Benzo(*ghi*)perylene[a]	1.07E+07	d	1.40E-07	d	1.10E+00	1.20E+02	c	RSL
Benzo(*k*)fluoranthene	5.87E+05	c	5.84E-07	c	2.90E-04	3.50E-01	c	RSL
Bis(2-ethylhexyl)phthalate	1.20E+05	c	2.70E-07	c	6.00E-03	1.40E+00	c	RSL
Chrysene	1.81E+05	c	5.23E-06	c	2.90E-03	1.10E+00	c	RSL
Fluoranthene	5.55E+04	c	8.86E-06	c	1.50E+00	1.60E+02	c	RSL
Indeno(1,2,3-*cd*)pyrene	1.95E+06	c	3.48E-07	c	2.90E-05	1.20E-01	c	RSL
Naphthalene	1.54E+03	c	4. 40E-04	c	6.20E-03	4.70E-04	c	RSL
Phenanthrene[b]	1.82E+04	d	3.93E-05	d	1.10E+00	1.20E+02	c	RSL
Pyrene	5.43E+04	c	1.19E-05	c	1.10E+00	1.20E+02	c	RSL
Volatile Organic Compounds								
Carbon disulfide	2.17E+01	c	1.44E-02	c	1.00E+00	3.10E-01	c	RSL
Toluene	2.34E+02	c	6.64E-03	c	1.00E+00	6.90E-01	c	RSL

[a]Pyrene was used as a surrogate for beno(ghi)perylene.
[b]Pyrene was used as a surrogate for phenanthrene.
[c]United States Environmental Protection Agency (USEPA) RSL May 2010. Found at: <http://www.epa.gov/reg3hwmd/risk/human/rb-concentration_table/index.htm>
[d]USEPA 1994. Risk Reduction Engineering Laboratory (RREL) Treatability Database, Ver. 5.0, Office of Research and Development, Cincinnati, Ohio.

Cw = Target groundwater concentration (either MCL or RSL)
HLC = Henry's Law Constant
K_{oc} = Soil Organic Carbon-Water Partition Co-efficient
MCL = Clean Water Act Drinking Water Maximum Contaminant Level
RSL = Regional Screening Level (USEPA 2010)
SRC = Site-related Contaminant
SSL = Soil Screening Level
GSSL = Generic Soil Screening Level

Table E-3. HELP Model Parameters for Developing Water Balance Estimates

Layer	Layer Type	Thickness (inch)	Effective K (cm/sec)
1	1--Vertical Percolation Layer	60	2.50E-05
2	3--Barrier Soil Liner	84	8.20E-06

Evapotranspiration and Weather Data	
Station Latitude =	41.24
Maximum Leaf Area Index =	3.5
Start of Growing Season (Julian Date) =	120
End of Growing Season (Julian Date) =	290
Evaporative Zone Depth (inch) =	20 (Fair)
General Design and Evaporative Zone Data	
Fraction of Area Allowing Runoff (%) =	100
Default Soil Database Texture =	Silty Clay
Vegetative Cover =	Poor Stand of Grass
Surface Slope (%) =	4
Slope Length (ft) =	500
SCS Runoff Curve Number =	93
Precipitation Data	
Synthetically Generated Using Cleveland, Ohio Coefficients	
Temperature Data	
Synthetically Generated Using Cleveland, Ohio Coefficients	
Solar Radiation Data	
Synthetically Generated Using Cleveland, Ohio Coefficients	

HELP = Hydrologic Evaluation of Landfill Performance
K = Hydraulic Conductivity

Table E-4. Initial CMCOPCs Based on Maximum Concentration of SRCs Compared to GSSLs for Building 1200

Analyte	Maximum Concentration (mg/kg)	GSSL (mg/kg)	GSSL Type (mg/kg)	Initial CMCOPC? (Yes/No)	CMCOPC Justification	Samples > SSL / Total Samples	Sample ID at Maximum Concentration	Date Collected
Explosives								
2,4,6-Trinitrotoluene	**2.80E-01**	**1.30E-02**	**RSL**	**Yes**	**Exceeds SSL**	**2/ 18**	**B12ss-017M-SO**	**11/5/2004**
HMX	**1.10E+01**	**2.30E+00**	**RSL**	**Yes**	**Exceeds SSL**	**2/ 18**	**B12ss-019M-SO**	**12/1/2004**
Nitrocellulose	1.00E+00	2.40E+04	RSL	No	Below SSL	0/ 2	B12sb-028-5088-SO	2/23/2010
RDX	**1.30E+01**	**2.30E-04**	**RSL**	**Yes**	**Exceeds SSL**	**2/ 18**	**B12ss-019M-SO**	**12/1/2004**
Metals								
Aluminum	3.00E+04	5.50E+04	RSL	No	Below SSL	0/ 18	B12ss-016M-SO	11/4/2004
Arsenic	**2.55E+01**	**2.90E-01**	**MCL**	**Yes**	**Exceeds SSL**	**18/ 18**	**B12sb-031-5098-SO**	**2/23/2010**
Barium	**3.20E+02**	**8.20E+01**	**MCL**	**Yes**	**Exceeds SSL**	**9/ 18**	**B12ss-016M-SO**	**11/4/2004**
Beryllium	**5.90E+00**	**3.20E+00**	**MCL**	**Yes**	**Exceeds SSL**	**1/ 18**	**B12ss-016M-SO**	**11/4/2004**
Cadmium	**3.30E+00**	**3.80E-01**	**MCL**	**Yes**	**Exceeds SSL**	**3/ 18**	**B12ss-017M-SO**	**11/5/2004**
Chromium	3.61E+01	1.80E+05	MCL	No	Below SSL	0/ 18	B12ss-037M-5039-SO	2/16/2010
Cobalt	**1.82E+01**	**4.90E-01**	**RSL**	**Yes**	**Exceeds SSL**	**18/ 18**	**B12sb-031-5098-SO**	**2/23/2010**
Copper	**7.10E+01**	**4.60E+01**	**MCL**	**Yes**	**Exceeds SSL**	**1/ 18**	**B12ss-017M-SO**	**11/5/2004**
Lead	**8.60E+01**	**1.40E+01**	**MCL**	**Yes**	**Exceeds SSL**	**14/ 18**	**B12ss-017M-SO**	**11/5/2004**
Manganese	**4.10E+03**	**5.70E+01**	**RSL**	**Yes**	**Exceeds SSL**	**18/ 18**	**B12ss-016M-SO**	**11/4/2004**
Mercury	1.00E-01	1.00E-01	MCL	No	Below SSL	0/ 18	B12ss-022M-SO	11/10/2004
Nickel	4.42E+01	4.80E+01	RSL	No	Below SSL	0/ 18	B12sb-031-5098-SO	2/23/2010
Selenium	**1.60E+00**	**2.60E-01**	**MCL**	**Yes**	**Exceeds SSL**	**15/ 18**	**B12ss-016M-SO**	**11/4/2004**
Thallium	**2.00E-01**	**1.40E-01**	**MCL**	**Yes**	**Exceeds SSL**	**6/ 18**	**B12ss-036M-5038-SO**	**2/16/2010**
Zinc	1.80E+02	6.80E+02	RSL	No	Below SSL	0/ 18	B12ss-017M-SO	11/5/2004
Semi-volatile Organic Compounds								
2-Methylnaphthalene	1.00E-02	7.50E-01	RSL	No	Below SSL	0/ 3	B12ss-038M-5040-SO	2/16/2010
Benz(*a*)anthracene	**2.60E-02**	**1.00E-02**	**RSL**	**Yes**	**Exceeds SSL**	**2/ 9**	**B12ss-036M-5038-SO**	**2/16/2010**
Benzenemethanol	3.00E-02	8.90E-01	RSL	No	Below SSL	0/ 3	B12ss-038M-5040-SO	2/16/2010
Benzo(*a*)pyrene	2.70E-02	2.40E-01	MCL	No	Below SSL	0/ 9	B12ss-036M-5038-SO	2/16/2010
Benzo(*b*)fluoranthene	**5.10E-02**	**3.50E-02**	**RSL**	**Yes**	**Exceeds SSL**	**1/ 9**	**B12ss-036M-5038-SO**	**2/16/2010**
Benzo(*ghi*)perylene	2.10E-02	1.20E+02	RSL	No	Below SSL	0/ 9	B12ss-015M-SO	11/4/2004
Benzo(*k*)fluoranthene	1.60E-02	3.50E-01	RSL	No	Below SSL	0/ 9	B12ss-036M-5038-SO	2/16/2010
Bis(2-ethylhexyl)phthalate	5.20E-02	1.40E+00	MCL	No	Below SSL	0/ 3	B12ss-015M-SO	11/4/2004

Table E-4. Initial CMCOPCs Based on Maximum Concentrations of SRCs Compared to GSSLs for Building 1200 (continued)

Analyte	Maximum Concentration (mg/kg)	GSSL (mg/kg)	GSSL Type (mg/kg)	Initial CMCOPC? (Yes/No)	CMCOPC Justification	Samples > SSL / Total Samples	Sample ID at Maximum Concentration	Date Collected
Chrysene	3.10E-02	1.10E+00	RSL	No	Below SSL	0/ 9	B12ss-036M-5038-SO	2/16/2010
Fluoranthene	6.60E-02	1.60E+02	RSL	No	Below SSL	0/ 9	B12sb-028-5088-SO	2/23/2010
Indeno(1,2,3-*cd*)pyrene	1.90E-02	1.20E-01	RSL	No	Below SSL	0/ 9	B12ss-036M-5038-SO	2/16/2010
Naphthalene	**2.60E-02**	**4.70E-04**	**RSL**	**Yes**	**Exceeds SSL**	**3/ 9**	**B12ss-036M-5038-SO**	**2/16/2010**
Phenanthrene	1.10E-02	1.20E+02	RSL	No	Below SSL	0/ 9	B12ss-036M-5038-SO	2/16/2010
Pyrene	3.20E-02	1.20E+02	RSL	No	Below SSL	0/ 9	B12sb-028-5088-SO	2/23/2010
Volatile Organic Compounds								
Carbon disulfide	8.00E-04	3.10E-01	RSL	No	Below SSL	0/ 3	B12sb-028-5088-SO	2/23/2010
Toluene	4.60E-04	6.90E-01	MCL	No	Below SSL	0/ 3	B12ss-038M-5040-SO	2/16/2010

CMCOPC = Contaminant Migration Chemical of Potential Concern
GSSL = Generic Soil Screening Level
MCL = Maximum Contaminant Level
RSL = Regional Screening Level (USEPA 2010)
SRC =Site-related Contaminant
SSL = Soil Screening Level
Bold = SRCs that exceed the GSSL screen

Table E-5. DAF Calculation for Building 1200

$$DAF = 1 + \frac{(K \times i \times d)}{(q \times L)}$$

$$d = \sqrt{0.0112 \times L^2} + d_a \times \left[1 - \exp\left(\frac{-L \times q}{K \times i \times d_a}\right)\right]$$

Parameter	Symbol	Value	Unit	Notes
Dilution attenuation factor	DAF	1.01	unitless	Calculated from DAF equation shown above
Aquifer hydraulic conductivity m/yr	K	0.180	m/year	Calculated from slugs tests performed at the four monitoring wells at Building 1200 in January and February 2005
Horizontal hydraulic gradient	i	1.80E-02	m/m	Determined from Figure 3-1
Infiltration rate	I	0.0940	m/year	Developed from HELP model from Cleveland, Ohio weather data
Source length parallel to groundwater flow	L	18.00	m	Based on average area for all ISM sample areas at Building 1200
Mixing zone depth	d	6.00	m	Determined from the lower value between above equation for "d" (d = 7.9 m) and d_a
Aquifer thickness	d_a	6.00	m	Facility-wide assumption for the unconsolidated aquifer presented the Load Line 1 investigation (USACE 2003)

DAF = Dilution Attenuation Factor
HELP = Hydrologic Evaluation of Landfill Performance
ISM = Incremental Sampling Method
USACE (United States Army Corps of Engineers) 2003. *Phase II Remedial Investigation Report for the Load Line 1 at the Ravenna Army Ammunition Plant, Ravenna, Ohio*. June 2003.

Table E-6. Initial CMCOPCs Based on Comparison of the SRC's Maximum Concentration to SSSL at Building 1200 with a DAF of 1.01

Analyte	Maximum Concentration (mg/kg)	SSSL (mg/kg)	Initial CMCOPC? (Yes/No)	CMCOPC Justification	Samples > SSL / Total Samples	Sample ID at Maximum Concentration	Date Collected
Explosives							
2,4,6-Trinitrotoluene	**2.80E-01**	**1.31E-02**	**Yes**	**Exceeds SSSL**	**2/ 18**	**B12ss-017M-SO**	**11/5/2004**
HMX	**1.10E+01**	**2.32E+00**	**Yes**	**Exceeds SSSL**	**2/ 18**	**B12ss-019M-SO**	**12/1/2004**
RDX	**1.30E+01**	**2.32E-04**	**Yes**	**Exceeds SSSL**	**2/ 18**	**B12ss-019M-SO**	**12/1/2004**
Metals							
Arsenic	**2.55E+01**	**2.93E-01**	**Yes**	**Exceeds SSSL**	**18/ 18**	**B12sb-031-5098-SO**	**2/23/2010**
Barium	**3.20E+02**	**8.28E+01**	**Yes**	**Exceeds SSSL**	**9/ 18**	**B12ss-016M-SO**	**11/4/2004**
Beryllium	**5.90E+00**	**3.23E+00**	**Yes**	**Exceeds SSSL**	**1/ 18**	**B12ss-016M-SO**	**11/4/2004**
Cadmium	**3.30E+00**	**3.84E-01**	**Yes**	**Exceeds SSSL**	**3/ 18**	**B12ss-017M-SO**	**11/5/2004**
Cobalt	**1.82E+01**	**4.95E-01**	**Yes**	**Exceeds SSSL**	**18/ 18**	**B12sb-031-5098-SO**	**2/23/2010**
Copper	**7.10E+01**	**4.65E+01**	**Yes**	**Exceeds SSSL**	**1/ 18**	**B12ss-017M-SO**	**11/5/2004**
Lead	**8.60E+01**	**1.41E+01**	**Yes**	**Exceeds SSSL**	**14/ 18**	**B12ss-017M-SO**	**11/5/2004**
Manganese	**4.10E+03**	**5.76E+01**	**Yes**	**Exceeds SSSL**	**18/ 18**	**B12ss-016M-SO**	**11/4/2004**
Selenium	**1.60E+00**	**2.63E-01**	**Yes**	**Exceeds SSSL**	**15/ 18**	**B12ss-016M-SO**	**11/4/2004**
Thallium	**2.00E-01**	**1.41E-01**	**Yes**	**Exceeds SSSL**	**6/ 18**	**B12ss-036M-5038-SO**	**2/16/2010**
Semi-volatile Organic Compounds							
Benz(*a*)anthracene	**2.60E-02**	**1.01E-02**	**Yes**	**Exceeds SSSL**	**2/ 9**	**B12ss-036M-5038-SO**	**2/16/2010**
Benzo(*b*)fluoranthene	**5.10E-02**	**3.54E-02**	**Yes**	**Exceeds SSSL**	**1/ 9**	**B12ss-036M-5038-SO**	**2/16/2010**
Naphthalene	**2.60E-02**	**4.75E-04**	**Yes**	**Exceeds SSSL**	**3/ 9**	**B12ss-036M-5038-SO**	**2/16/2010**

CMCOPC = Contaminant Migration Contaminant of Potential Concern
DAF = Dilution Attenuation Factor
SRC = Site-related Contaminant
SSSL = Site-Specific Soil Screening Level (generic soil screening level multiplied by DAF)
Bold = SRCs that exceed the SSSL

Table E-7. Initial CMCOPCs Based on Arrival Time to Groundwater Table in Less Than or Equal to 1,000 Years at Building 1200

$$R = 1 + \frac{\rho_b K_d}{\theta_w} \qquad T = L_z \theta_w R / q$$

Parameter	Symbol	Value	Unit	Notes
Percolation rate	q	0.31	ft/year	Developed from HELP model from Cleveland, Ohio weather data
Soil-water distribution coefficient	K_d	chemical-specific	L/kg	See footnotes below for references
Organic carbon distribution coefficient	K_{oc}	chemical-specific	L/kg	See footnotes below for references
Fraction organic carbon	f_{oc}	0.0012	unitless	From the PBA08 RI geotechnical sample B12sb-029-5901-SO
Water filled soil porosity	θ_w	0.370	unitless	
Bulk density (dry)	ρ_b	1.63	gm/cm^3	
Leaching zone	Lz	8.0	ft	Distance from last layer of soil contamination greater than background concentration to top of water table
Retardation factor	R	chemical-specific	unitless	Calculated by equation shown above
Arrival time	T	chemical-specific	year	Calculated by equation shown above

Table E-7. Initial CMCOPCs Based on Arrival Time to Groundwater Table in Less Than or Equal to 1,000 Years at Building 1200 (continued)

Analyte	Initial CMCOPC Sample ID	Sample Depth[a] (ft)	Lz[b] (ft)	K_{oc} (L/kg)	Reference	K_d (L/kg)	Reference	R	T (year)	T < 1000? From Sample Depth to Groundwater Table (Yes/No)
Metals										
Arsenic	B12sb-031-5098-SO	1.0	8.0	NA	-	2.90E+01	c	1.29E+02	1,229	No
Barium	B12ss-016M-SO	1.0	8.0	NA	-	4.10E+01	c	1.82E+02	1,734	No
Beryllium	B12ss-016M-SO	1.0	8.0	NA	-	7.90E+02	c	3.78E+03	33,241	No
Cadmium	B12ss-017M-SO	1.0	8.0	NA	-	7.50E+01	c	3.31E+02	3,164	No
Cobalt	B12ss-022M-SO	1.0	8.0	NA	-	5.50E+02	d	2.42E+03	23,145	No
Copper	**B12ss-017M-SO**	**1.0**	**8.0**	**NA**	**-**	**2.20E+01**	**e**	**9.79E+01**	**935**	**Yes**
Lead	B12ss-017M-SO	1.0	8.0	NA	-	5.50E+02	d	2.42E+03	23,145	No
Manganese	B12ss-016M-SO	1.0	8.0	NA	-	1.80E+02	d	7.94E+02	7,581	No
Selenium	**B12ss-016M-SO**	**1.0**	**8.0**	**NA**	**-**	**5.00E+00**	**c**	**2.30E+01**	**220**	**Yes**
Thallium	B12ss-036M-5038-SO	1.0	8.0	NA	-	7.10E+01	c	3.14E+02	2,996	No
Explosives										
2,4,6-Trinitrotoluene	**B12ss-017M-SO**	**1.0**	**8.0**	**2.81E+03**	f	**3.37E+00**	**g**	**1.59E+01**	**151**	**Yes**
HMX	**B12ss-019M-SO**	**1.0**	**8.0**	**5.32E+02**	f	**6.38E-01**	**g**	**3.81E+00**	**36**	**Yes**
RDX	**B12ss-019M-SO**	**1.0**	**8.0**	**8.91E+01**	f	**1.07E-01**	**g**	**1.47E+00**	**14**	**Yes**
Semi-volatile Organic Compounds										
Benz(*a*)anthracene	B12ss-036M-5038-SO	1.0	8.0	1.77E+05	f	2.12E+02	g	9.36E+02	8,939	No
Benzo(*b*)fluoranthene	B12ss-036M-5038-SO	1.0	8.0	5.99E+05	f	7.19E+02	g	3.17E+03	30,246	No
Naphthalene	**B12ss-036M-5038-SO**	**1.0**	**8.0**	**1.54E+03**	**f**	**1.85E+00**	**g**	**9.14E+00**	**87**	**Yes**

[a]The maximum depth of an initial CMCOPC (based on the maximum depth that an analyte is detected above Facility-wide background).
[b]Based on each specific Sample ID location and depth to water table shown in Figure 3-1.
[c]United States Environmental Protection Agency (USEPA) Soil Screening Guidance assuming a neutral pH: *Technical Background Document*, May 1996.
[d]Sheppard and Thibault 1990. "Default soil/liquid partition coefficients, K_ds, for four major soil types: a compendium." *Health Physics* **59**;471–482.
[e]Baes and Sharp 1983. "A Proposal for Estimation of Soil Leaching and Leaching Constants for Use in Assessment Models." Journal of Environmental Quality 12, pp. 17-28.
[f]USEPA Regional Screening Level May 2010. Found at: <http://www.epa.gov/reg3hwmd/risk/human/rb-concentration_table/index.htm>
[g]K_d value for organics calculated by multiplying Koc by foc of 0.0012 (geotechnical data from B12sb-029-5901-SO).
CMCOPC = Contaminant Migration Chemical of Potential Concern
HELP = Hydrologic Evaluation of Landfill Performance
NA = Not applicable
PBA08 RI = Performance Based Acquisition 2008 Remedial Investigation
Bold = Initial CMCOPCs that exceed the 1,000 year travel time screen

THIS PAGE INTENTIONALLY LEFT BLANK.

Table E-8. Results for SRCs in Sediment at Building 1200

Analyte	CAS Number	Background Criteria (mg/kg)[a]	Maximum Sediment Concentration (mg/kg)	Sediment Sample ID	K_{oc} (L/kg)	Reference	K_d (L/kg)	Reference	Maximum Groundwater Concentration (mg/L)[b]	DAF	Maximum Groundwater Concentration (mg/L) DAF	MCL or RSL (mg/L)	MCL or RSL?	CMCOPC? (Yes/No)
Metals														
Aluminum	7429-90-5	1.39E+04	1.50E+04	B12sd-024M-SD	NA	-	1.50E+03	d	1.00E+01	20	5.00E-01	3.65E+01	RSL	No
Beryllium	7440-41-7	3.80E-01	1.10E+00	B12sb-031-5097-SO	NA	-	7.90E+02	e	1.39E-03	20	6.96E-05	4.00E-03	MCL	No
Cadmium	7440-43-9	0.00E+00	1.90E-01	B12sd-024M-SD	NA	-	7.50E+01	e	2.53E-03	20	1.27E-04	5.00E-03	MCL	No
Chromium	7440-47-3	1.81E+01	2.02E+01	B12sb-031-5097-SO	NA	-	1.90E+01	e	1.06E+00	20	5.32E-02	1.00E-01	MCL	No
Cobalt	7440-48-4	9.10E+00	2.66E+01	B12sb-031-5097-SO	NA	-	5.50E+02	f	4.84E-02	20	2.42E-03	1.10E-02	RSL	No
Mercury	7439-97-6	5.90E-02	2.00E-01	B12sd-024M-SD	NA	-	5.20E+01	e	3.85E-03	20	1.92E-04	2.00E-03	MCL	No
Nickel	7440-02-0	1.77E+01	3.91E+01	B12sb-031-5097-SO	NA	-	6.50E+01	e	6.02E-01	20	3.01E-02	7.30E-01	RSL	No
Explosives														
Nitrocellulose	9004-70-0	None	1.70E+00	B12sd-024M-SD	1.00E+01	g	1.20E-02	i	1.42E+02	20	7.08E+00	1.10E+05	RSL	No
Semi-volatile Organic Compounds														
Benzo(b)fluoranthene	205-99-2	None	1.40E-01	B12sd-024M-SD	5.99E+05	g	7.19E+02	i	1.95E-04	20	9.73E-06	2.90E-05	RSL	No
Benzo(ghi)perylene[c]	191-24-2	None	1.60E-01	B12sd-024M-SD	1.07E+07	h	1.28E+04	i	1.25E-05	20	6.23E-07	1.10E+00	RSL	No
Volatile Organic Compounds														
2-Butanone	78-93-3	None	1.90E-02	B12sd-024D-SD	4.51E+00	g	5.41E-03	i	3.51E+00	20	1.76E-01	7.10E+00	RSL	No
Acetone	67-64-1	None	8.40E-02	B12sd-024D-SD	2.36E+00	g	2.84E-03	i	2.96E+01	20	1.48E+00	2.20E+01	RSL	No
Pesticides/PCBs														
Lindane	58-89-9	None	1.30E-02	B12sd-024M-SD	2.81E+03	g	3.37E+00	i	3.86E-03	20	1.93E-04	2.00E-04	MCL	No

Sediment samples were taken from 0.0 ft to 1.0 ft bgs at discrete sediment sample locations and sediment MI areas in area drainage ditches.
[a]Background criteria are the criteria for sediment from final facility-wide background values for RVAAP, published in the *Final Phase II Remedial Investigation Report for Winklepeck Burning Grounds at Ravenna Army Ammunition Plant, Ravenna, Ohio* (USACE 2001).
[b]Maximum groundwater concentration = maximum sediment concentration divided by the distribution coefficient.
[c]Pyrene RSL was used as a surrogate for benzo(ghi)perylene RSL.
[d]Baes and Sharp 1983. "A Proposal for Estimation of Soil Leaching and Leaching Constants for Use in Assessment Models." Journal of Environmental Quality 12, pp. 17-28.
[e]United States Environmental Protection Agency (USEPA) Soil Screening Guidance assuming a neutral pH: *Technical Background Document*, May 1996.
[f]Sheppard and Thibault 1990. "Default soil/liquid partition coefficients, K_ds, for four major soil types: a compendium." *Health Physics* **59**;471–482.
[g]USEPA RSL May 2010. Found at: <http://www.epa.gov/reg3hwmd/risk/human/rb-concentration_table/index.htm>
[h]USEPA 1994. Risk Reduction Engineering Laboratory (RREL) Treatability Database, Ver. 5.0, Office of Research and Development, Cincinnati, Ohio
[i]K_d value for organics calculated by multiplying Koc by foc of 0.0012 (geotechnical data from B12sb-029-5901-SO).
bgs = below ground surface
CAS = Chemical Abstract Service
CMCOPC = Contaminant Migration Chemical of Potential Concern
DAF = Dilution Attenuation Factor
K_{oc} = Organic carbon distribution coefficient
K_d = Distribution coefficient
MCL = Maximum Contaminant Level
NA = Not available
PCB = Polychlorinated Biphenyl
RSL = Regional Screening Level
SRC = Site-related Contaminant.

Table E-9. Climatic Data from SESOIL for Building 1200

Month	Air Temp (°C)	Cloud Cover	Humidity	Albedo	Evapotranspiration[a] (cm/day)	Precipitation (cm)	Duration (days)	Storms per Month	Model Days in Month
October	12	0.60	0.70	0.17	0	6.46	0.42	5.33	30.4
November	5.22	0.70	0.75	0.24	0	7.4	0.53	6.67	30.4
December	-1.06	0.80	0.75	0.31	0	7.06	0.57	6.14	30.4
January	-2.94	0.80	0.80	0.3	0	7.06	0.61	5.69	30.4
February	-2.33	0.70	0.75	0.32	0	5.76	0.53	5.09	30.4
March	2.33	0.70	0.70	0.29	0	8.26	0.55	7.14	30.4
April	9.11	0.70	0.70	0.19	0	8.83	0.48	7.4	30.4
May	14.61	0.60	0.70	0.16	0	8.46	0.45	7.15	30.4
June	19.89	0.60	0.70	0.16	0	9.07	0.36	6.57	30.4
July	21.89	0.50	0.70	0.16	0	9.8	0.3	6.06	30.4
August	21.11	0.55	0.70	0.16	0	8.14	0.3	6.06	30.4
September	17.67	0.55	0.70	0.16	0	7.85	0.4	5.44	30.4

[a]Data calculated in SESOIL model. 0.00 indicates evapotranspiration is calculated from other climatic data.
1996 data from Youngstown, Ohio, Weather Service Office - Airport Station
SESOIL = Seasonal Soil Compartment

Table E-10. Physical and Chemical Properties of Initial CMCOPCs Selected for SESOIL Modeling for Building 1200

Initial CMCOPC	Molecular Weight	Solubility (mg/L)	Reference	K_d (L/kg)[a]	Reference	Diffusion Coefficient in Air (cm^2/s)	Reference	Biodegradation Rate (1/day)	Sample Location	Application Area (cm^2)
Metals										
Copper	63.55	0.00E+00	b	2.20E+01	d	NA	NA	NA	B12ss-017M-SO	2.49E+05
Selenium	81.0	0.00E+00	b	5.00E+00	e	NA	NA	NA	B12ss-016M-SO	9.98E+05
Explosives										
2,4,6-Trinitrotoluene	227.1	1.15E+02	b	3.37E+00	b	3.31E-02	c	NA	B12ss-017M-SO	2.49E+05
HMX	296.2	5.00E+00	b	6.38E-01	b	2.90E-02	c	NA	B12ss-019M-SO	1.29E+05
RDX	222.1	5.97E+01	b	1.07E-01	b	9.06E-01	c	NA	B12ss-019M-SO	1.29E+05
Semi-volatile Organic Compounds										
Naphthalene	128.2	3.00E+01	b	1.85E+00	b	6.00E-02	b	NA	B12ss-038M-5040-SO	7.45E+06

[a]K_d value for organics calculated by multiplying Koc by foc of 0.0012 (geotechnical data from B12sb-029-5901-SO).
[b]United States Environmental Protection Agency (USEPA) Regional Screening Level (RSL) May 2010. Found at: http://www.epa.gov/reg3hwmd/risk/human/rb-concentration_table/index.htm
[c]Calculated based on relationship of Da = Db x (Mb/Ma)^(1/2). D = diffusion coefficient in air, M = molecular weight, component "a" = unknown, and component "b" = known values for 2,6-dinitrtoluene.
[d]Baes and Sharp 1983. "A Proposal for Estimation of Soil Leaching and Leaching Constants for Use in Assessment Models." Journal of Environmental Quality 12, pp. 17-28.
[e]USEPA Soil Screening Guidance assuming a neutral pH: Technical Background Document, May 1996.
CMCOPC=Contaminant Migration Chemical of Potential Concern
K_d = Distribution coefficient
NA = Not available
SESOIL = Seasonal Soil Compartment

Table E-11. Load Application Data for SESOIL Model at Building 1200

Analyte	No. of Layers	Layer No.	Thickness of Layer (feet)	No. of Sublayers	Sublayer No.	Maximum Soil Concentration (mg/kg)	Layer Purpose
TNT	4	1	1	1	1	0.28	Contaminant Loading
		2	3	3	1	0	Leaching
					2	0	
					3	0	
		3	7.5	5	1	0	
					2	0	
					3	0	
					4	0	
					5	0	
		4	0.5	2	1	0	
					2	0	
HMX	4	1	1	1	1	11.0	Contaminant Loading
		2	3	3	1	0	Leaching
					2	0	
					3	0	
		3	7.5	5	1	0	
					2	0	
					3	0	
					4	0	
					5	0	
		4	0.5	2	1	0	
					2	0	
RDX	4	1	1	1	1	13.0	Contaminant Loading
		2	3	3	1	0	Leaching
					2	0	
					3	0	
		3	7.5	5	1	0	
					2	0	
					3	0	
					4	0	
					5	0	
		4	0.5	2	1	0	
					2	0	
Copper		1	1	1	1	71.0	Contaminant Loading
		2	3	3	1	0	Leaching
					2	0	
					3	0	
		3	7.5	5	1	0	
					2	0	
					3	0	
					4	0	
					5	0	
		4	0.5	2	1	0	
					2	0	

Table E-11. Load Application Data for SESOIL Model at Building 1200 (continued)

Analyte	No. of Layers	Layer No.	Thickness of Layer (feet)	No. of Sublayers	Sublayer No.	Maximum Soil Concentration (mg/kg)	Layer Purpose
Selenium	4	1	1	1	1	1.6	Contaminant Loading
		2	3	3	1	0.7	
					2	0.7	
					3	0.7	
		3	7.5	5	1	0	Leaching
					2	0	
					3	0	
					4	0	
					5	0	
		4	0.5	2	1	0	
					2	0	
Naphthalene	4	1	1	1	1	0.026	Contaminant Loading
		2	3	3	1	0	Leaching
					2	0	
					3	0	
		3	7.5	5	1	0	
					2	0	
					3	0	
					4	0	
					5	0	
		4	0.5	2	1	0	
					2	0	

SESOIL = Seasonal Soil Compartment

Table E-12. Physical and Chemical Properties of Final CMCOPCs Selected for AT123D Modeling at Building 1200

Analyte	K_d (L/kg)[a]	Source	Retardation factor	Source	Diffusion Coefficient in Water (cm^2/sec)	Source	Biodegradation Rate (1/day)	Source
Metals								
Selenium	5.00E+00	b	2.30E+01	c	NA	NA	0.00E+00	NA
Explosives								
2,4,6-Trinitrotoluene	3.37E+00	d	1.59E+01	c	6.26E-06	e	0.00E+00	NA
HMX	6.38E-01	d	3.81E+00	c	4.80E-06	e	0.00E+00	NA
RDX	1.07E-01	d	1.47E+00	c	6.40E-06	e	0.00E+00	NA

[a]K_d value for organics calculated by multiplying Koc by foc of 0.0012 (geotechnical data from B12sb-029-5901-SO).
[b]United States Environmental Protection Agency (USEPA) Soil Screening Guidance assuming a neutral pH: Technical Background Document, May 1996.
[c]R value calculated from Table E-7 above.
[d]USEPA Regional Screening Level May 2010. Found at: http://www.epa.gov/reg3hwmd/risk/human/rb-concentration_table/index.htm
[e]Calculated based on relationship of Da = Db x (Mb/Ma)^(1/2). D = diffusion coefficient in air, M = molecular weight, component "a" = unknown, and component "b" = known values for 2,6-dinitrotoluene.
AT123D = Analytical Transient 1-,2-,3-Dimensional model
CMCOPC = Contaminant Migration Chemical of Potential Concern
K_d = Distribution coefficient
Koc = organic-carbon partition coefficient
NA = Not available

THIS PAGE INTENTIONALLY LEFT BLANK.

Figures

THIS PAGE INTENTIONALLY LEFT BLANK.

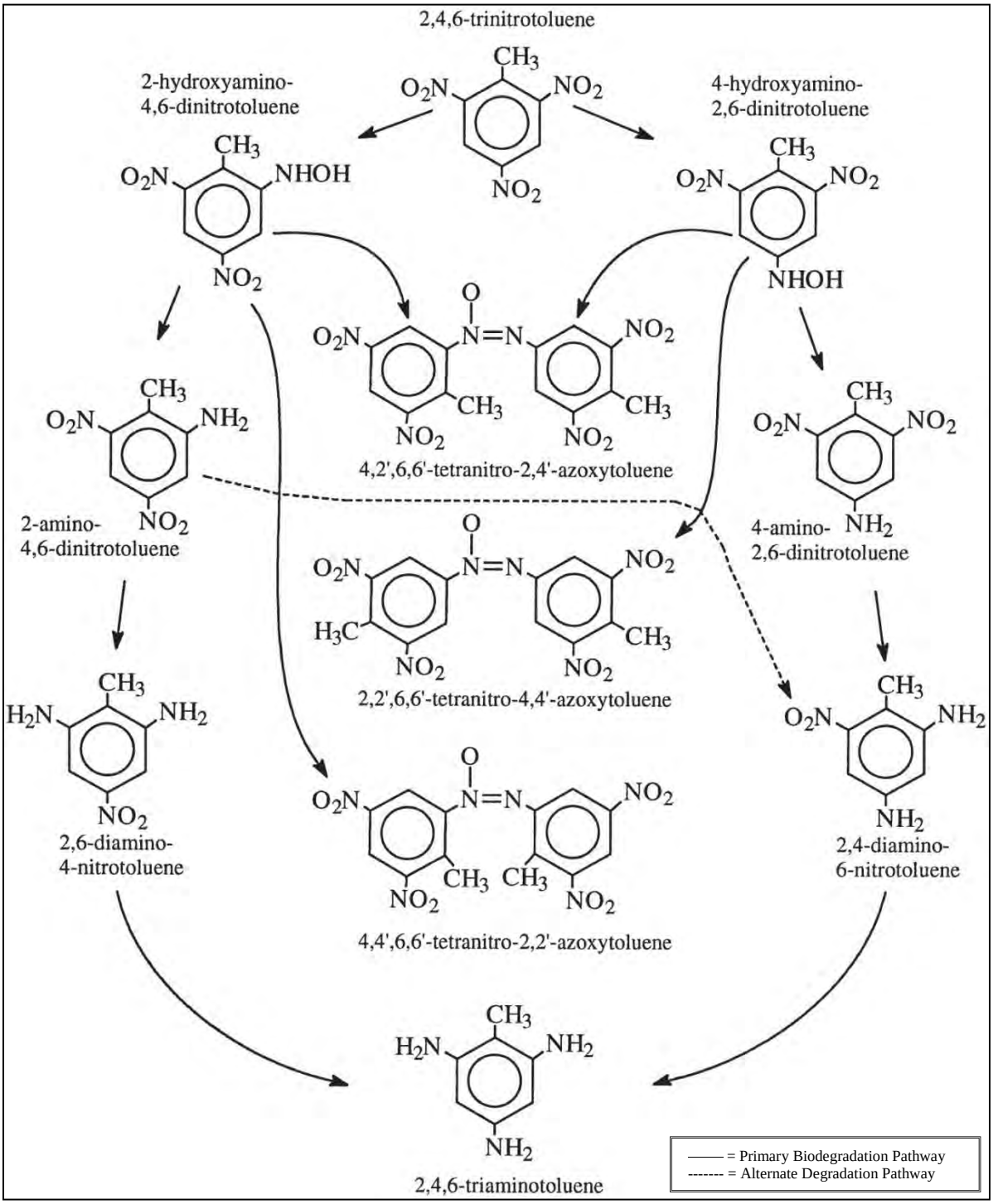

Figure E-1. TNT Biotransformation Pathway

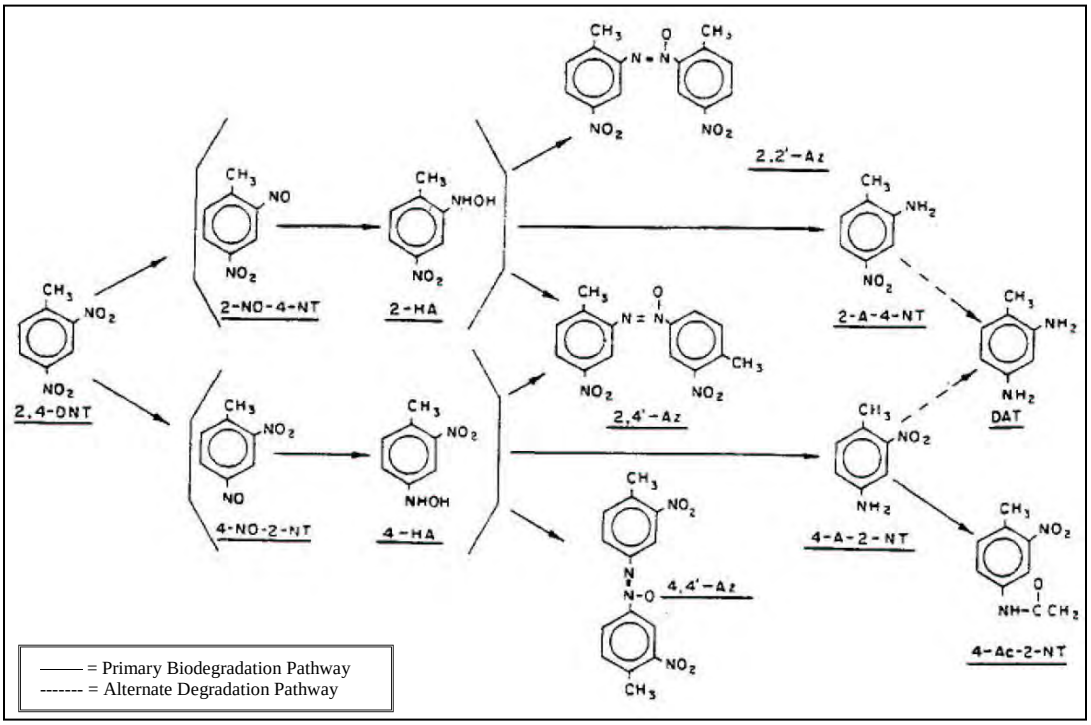

Figure E-2. 2,4-DNT Biotransformation Pathway

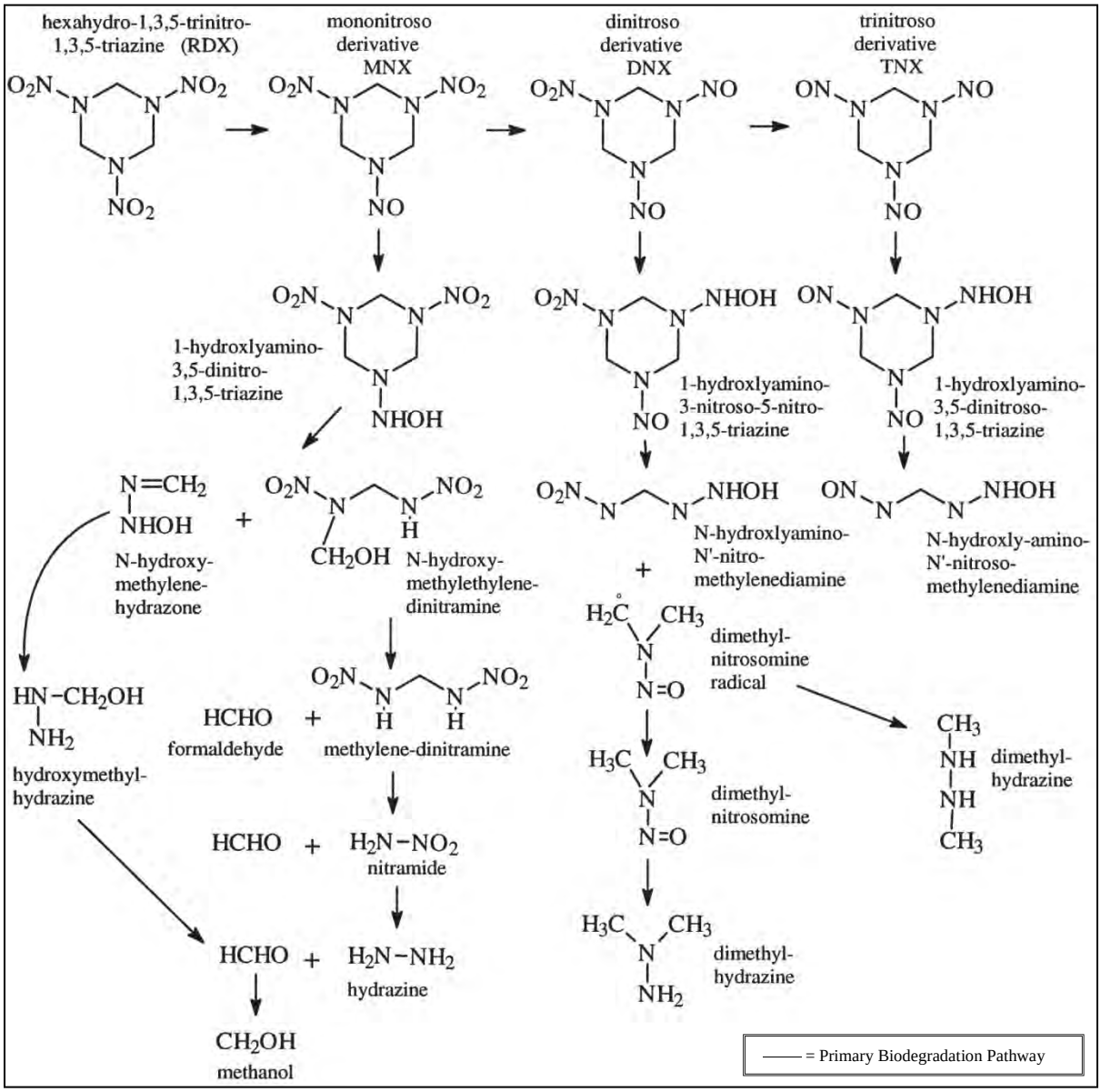

Figure E-3. RDX Biotransformation Pathway

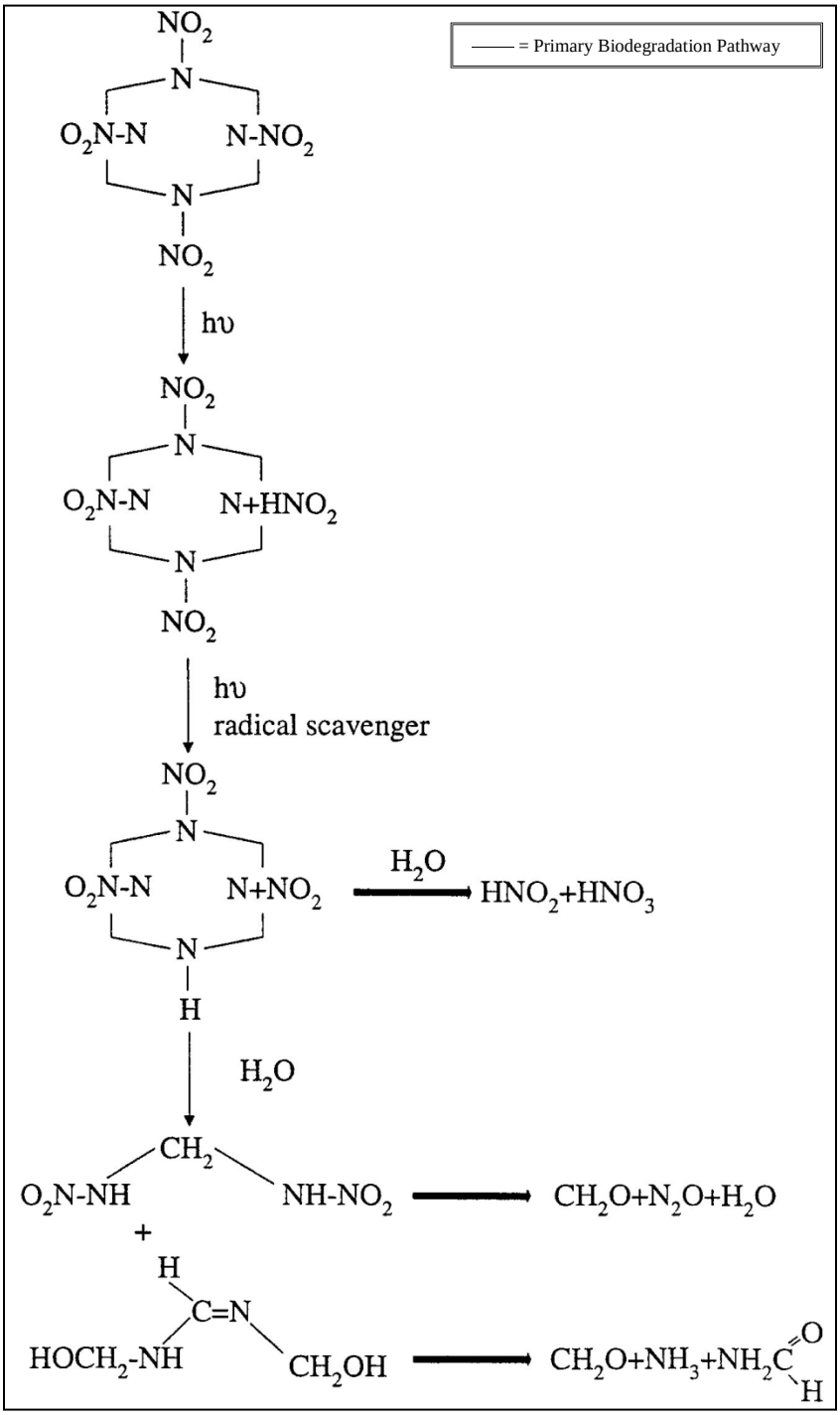

Figure E-4. HMX Biotransformation Pathway

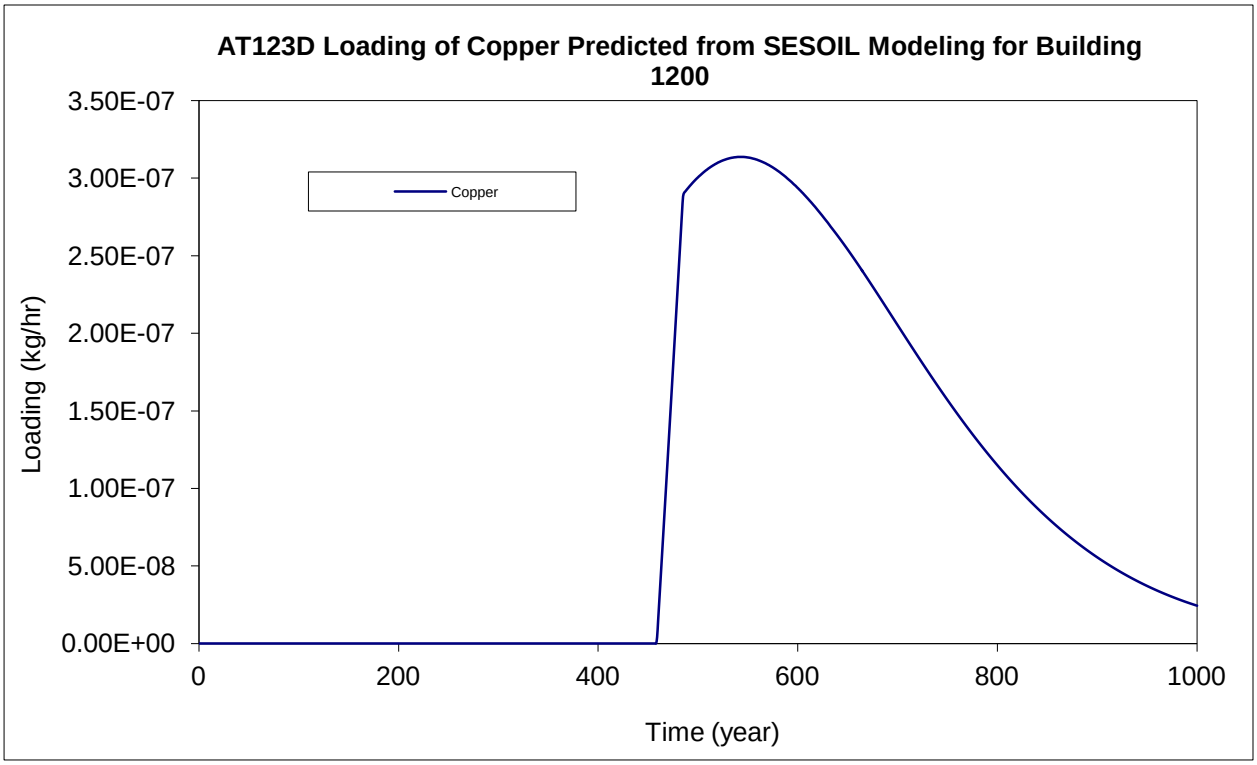

Figure E-5. SESOIL-Predicted Contaminant Mass Loading for AT123D Modeling – Copper

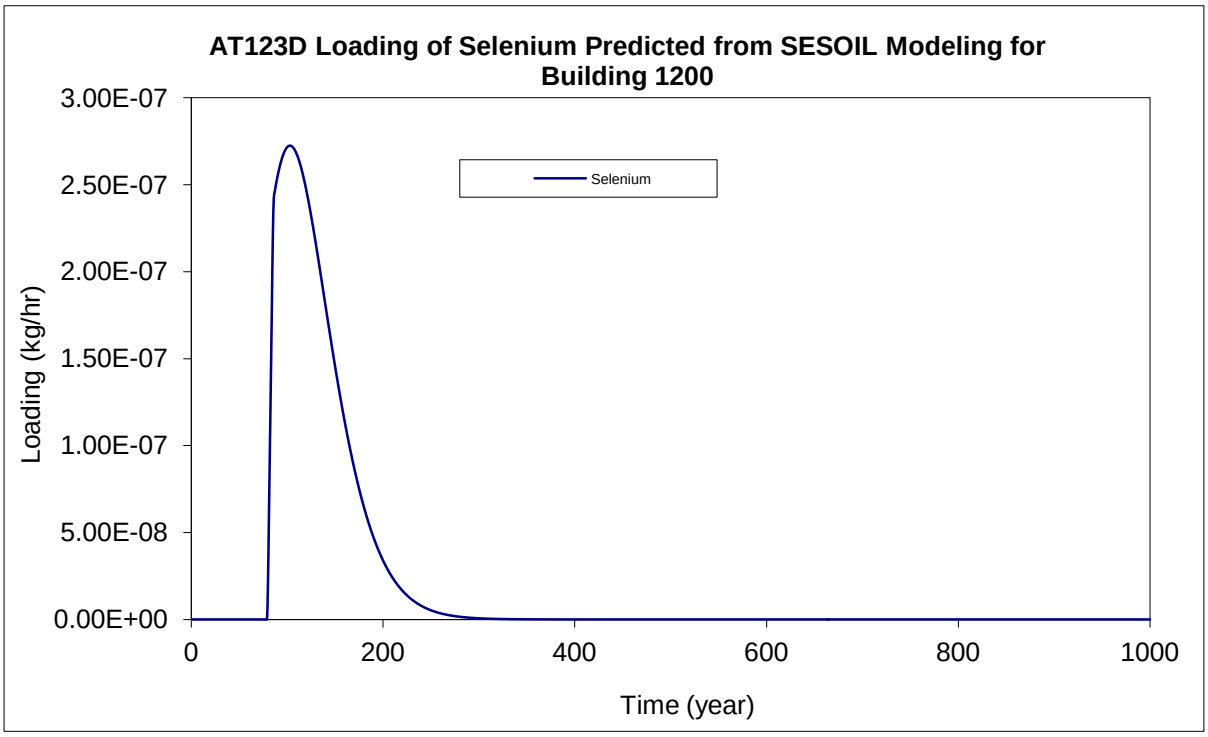

Figure E-6. SESOIL-Predicted Contaminant Mass Loading for AT123D Modeling – Selenium

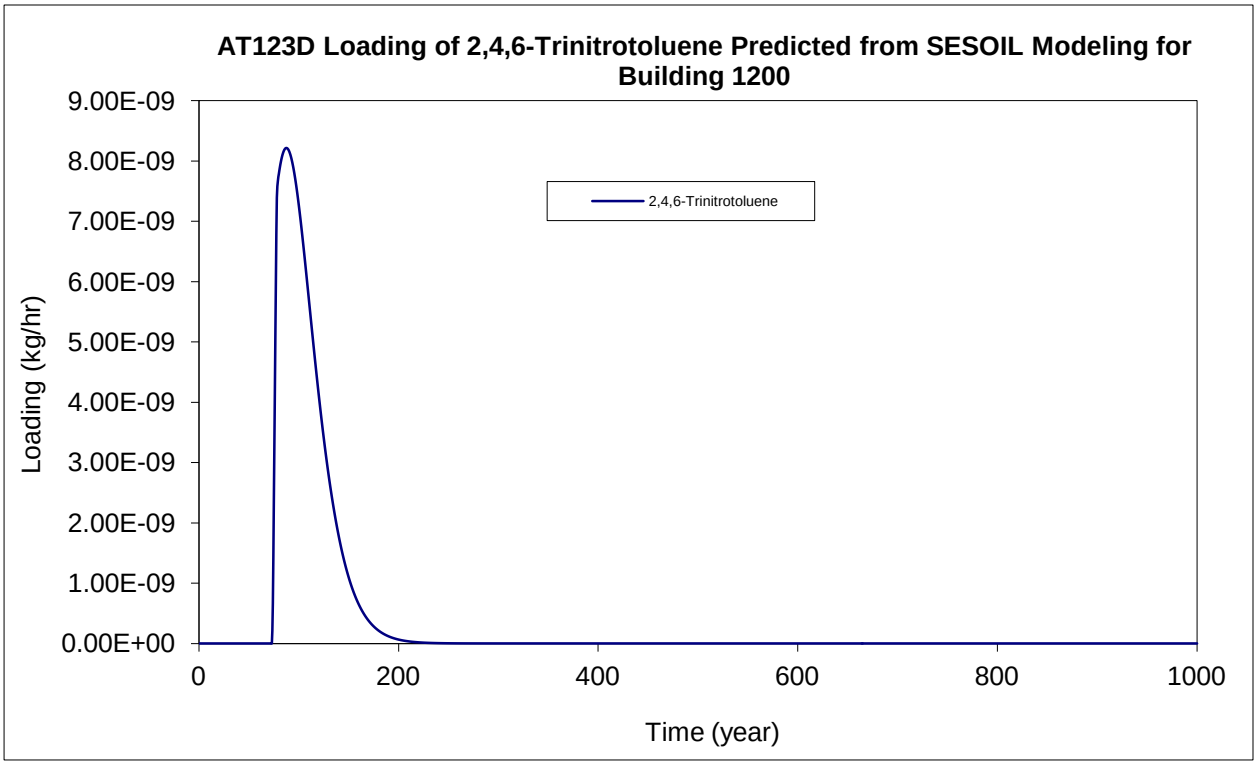

Figure E-7. SESOIL-Predicted Contaminant Mass Loading for AT123D Modeling – TNT

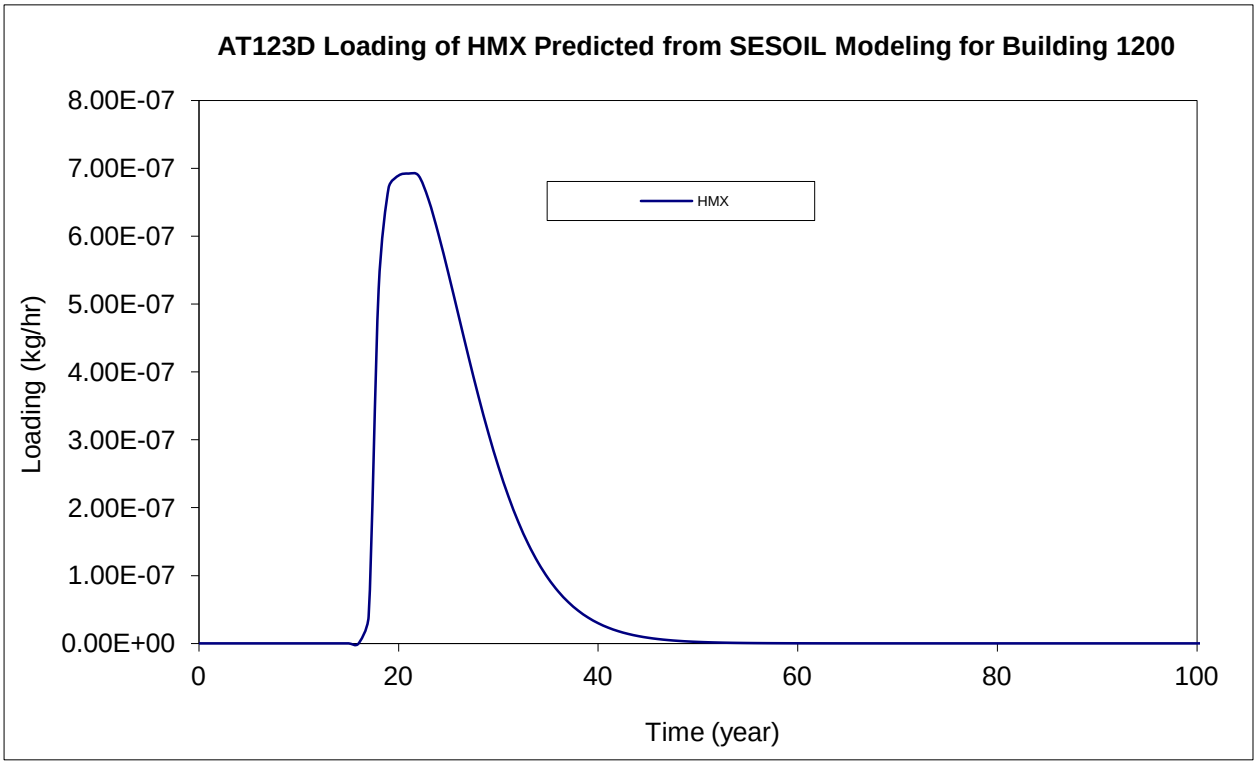

Figure E-8. SESOIL-Predicted Contaminant Mass Loading for AT123D Modeling – HMX

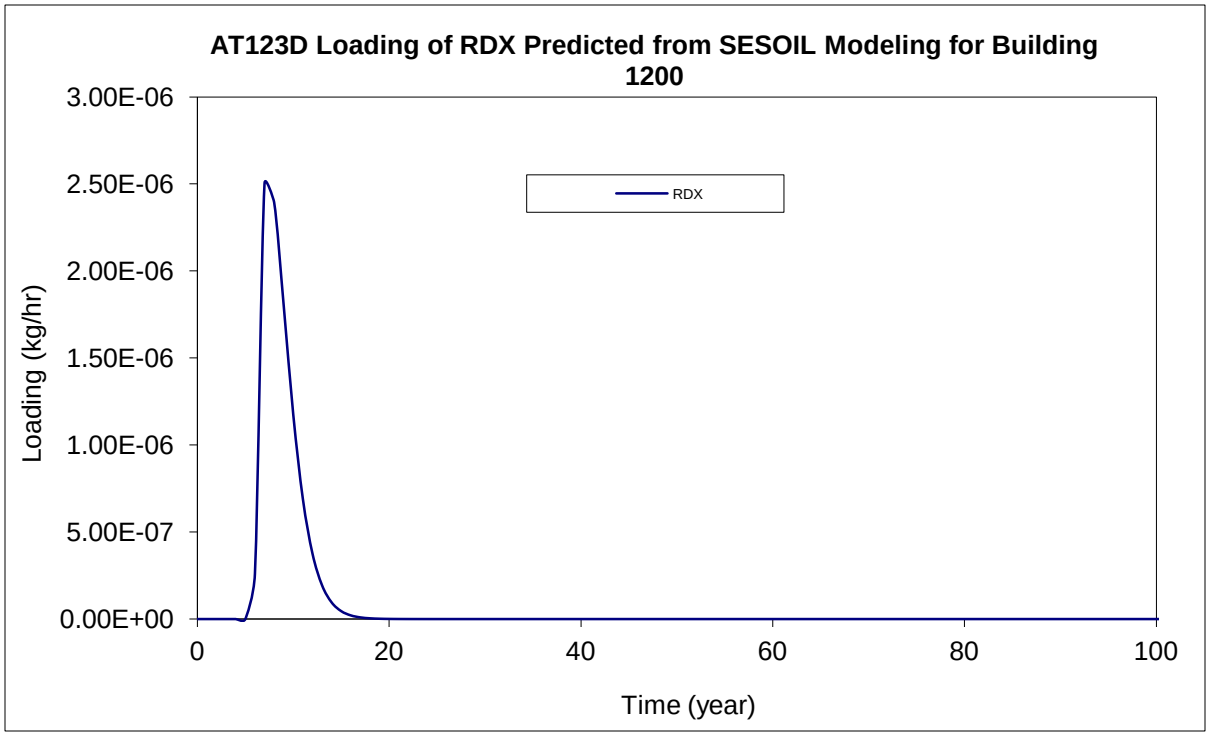

Figure E-9. SESOIL-Predicted Contaminant Mass Loading for AT123D Modeling – RDX

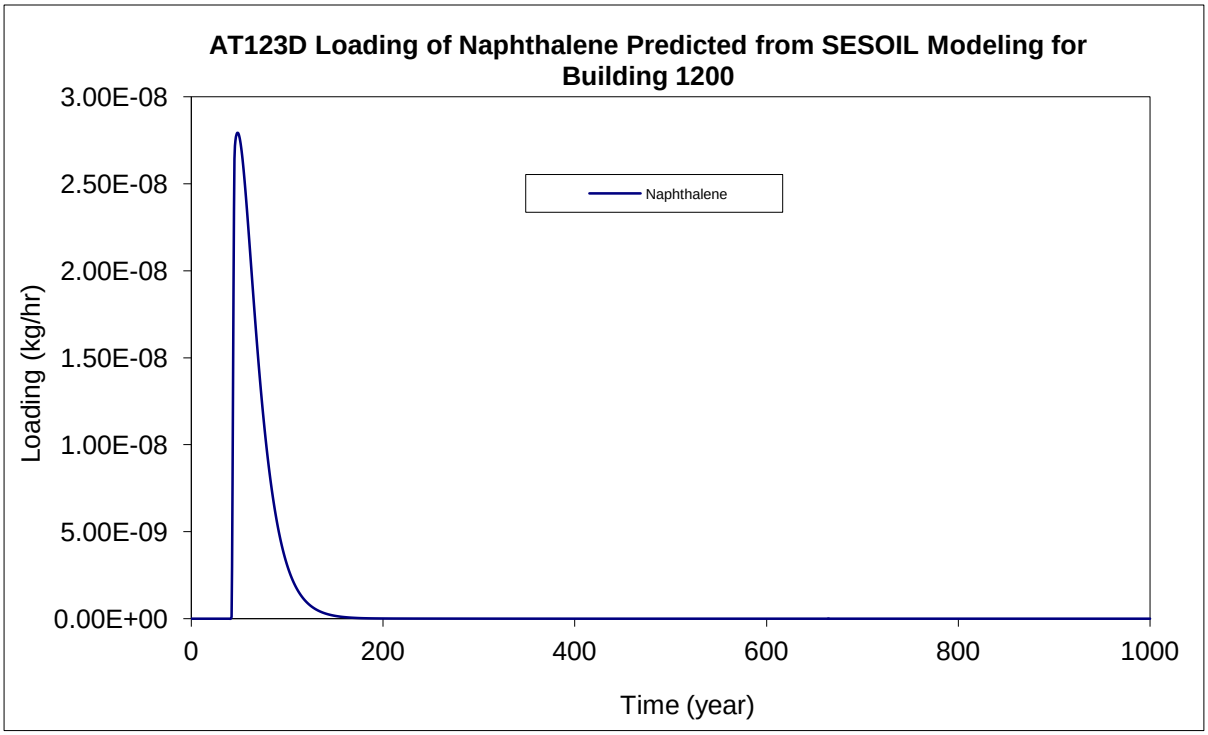

Figure E-10. SESOIL-Predicted Contaminant Mass Loading for AT123D Modeling – Naphthalene

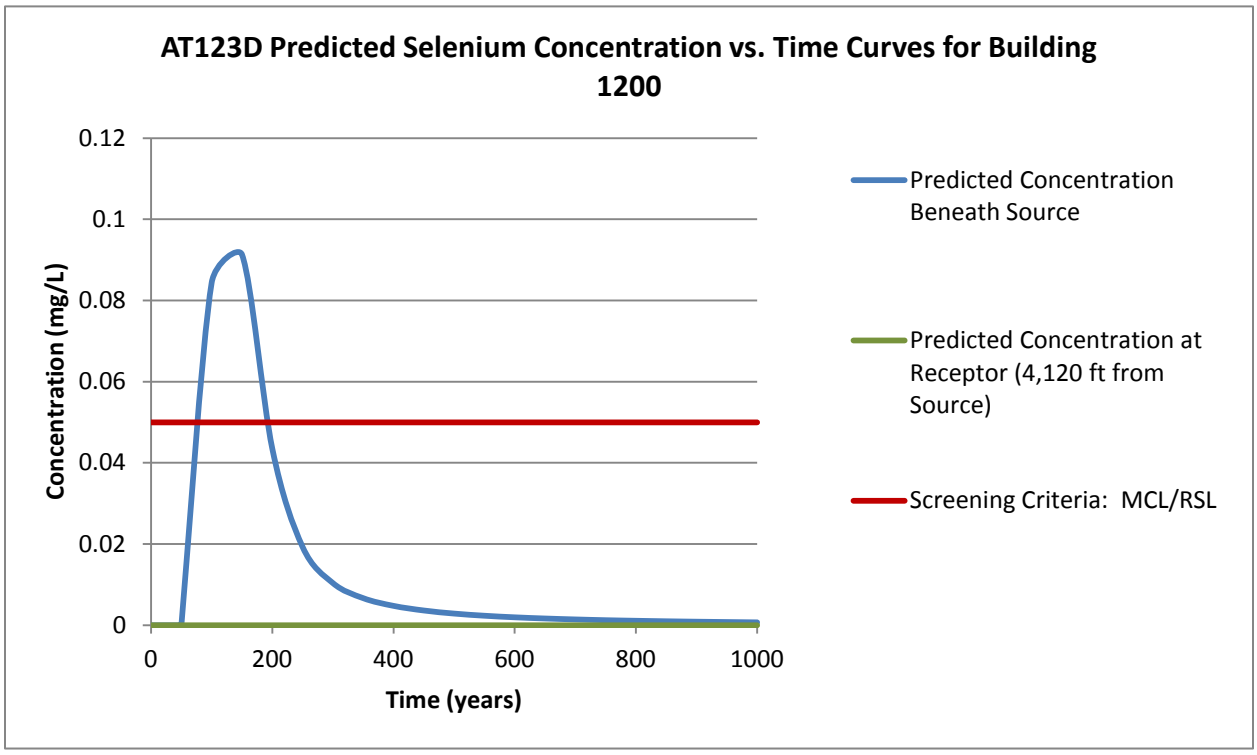

Figure E-11. Predicted Concentration of Selenium in Groundwater based on AT123D Modeling, Building 1200

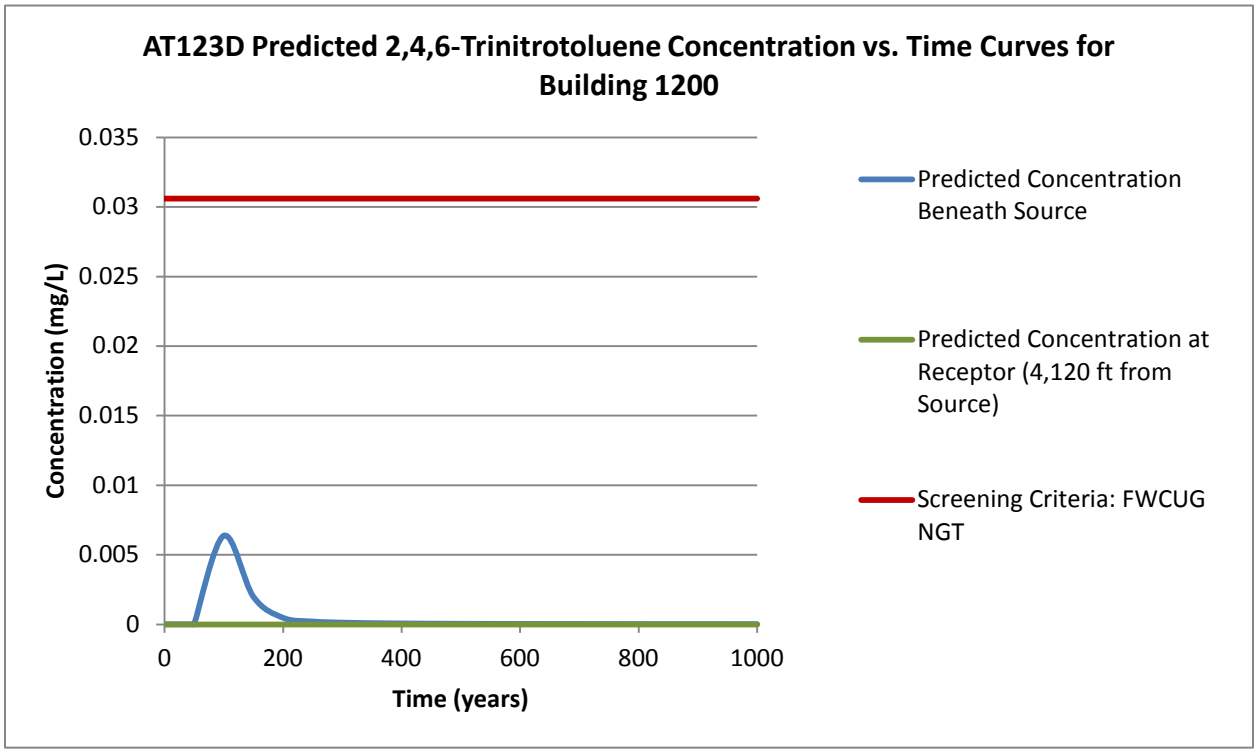

Figure E-12. Predicted Concentration of TNT in Groundwater based on AT123D Modeling, Building 1200

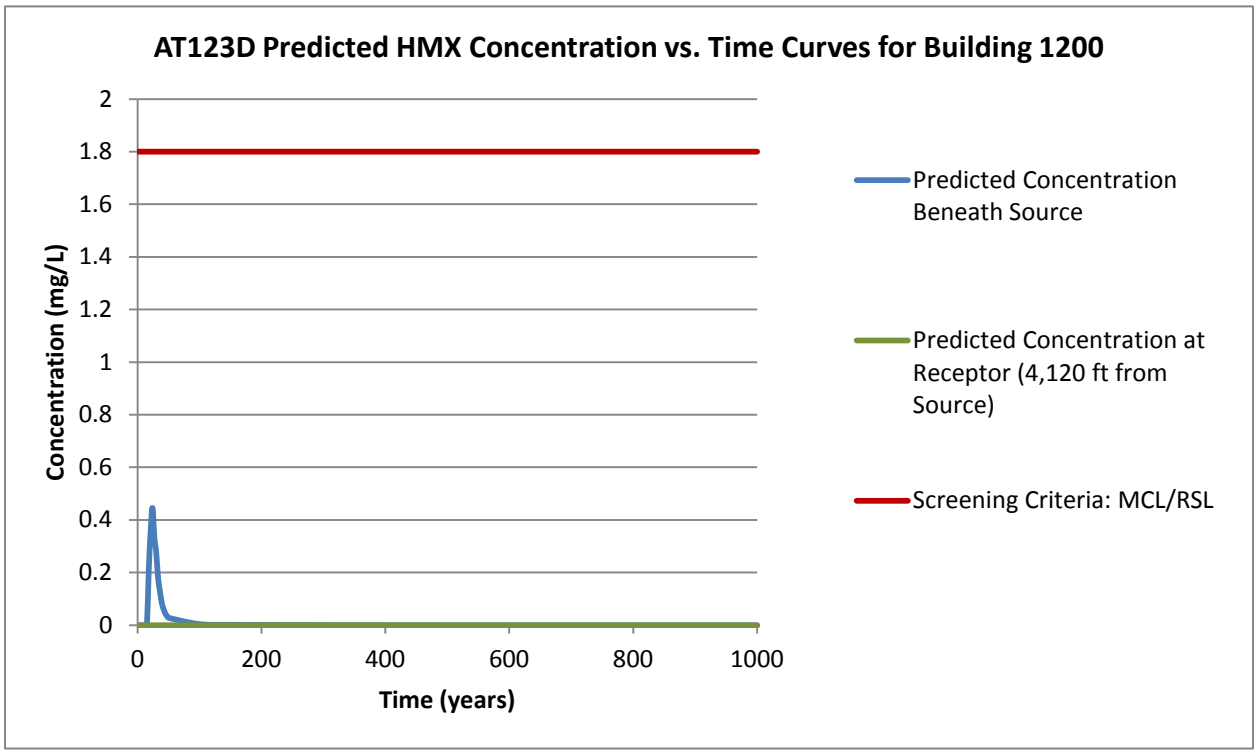

Figure E-13. Predicted Concentration of HMX in Groundwater based on AT123D Modeling, Building 1200

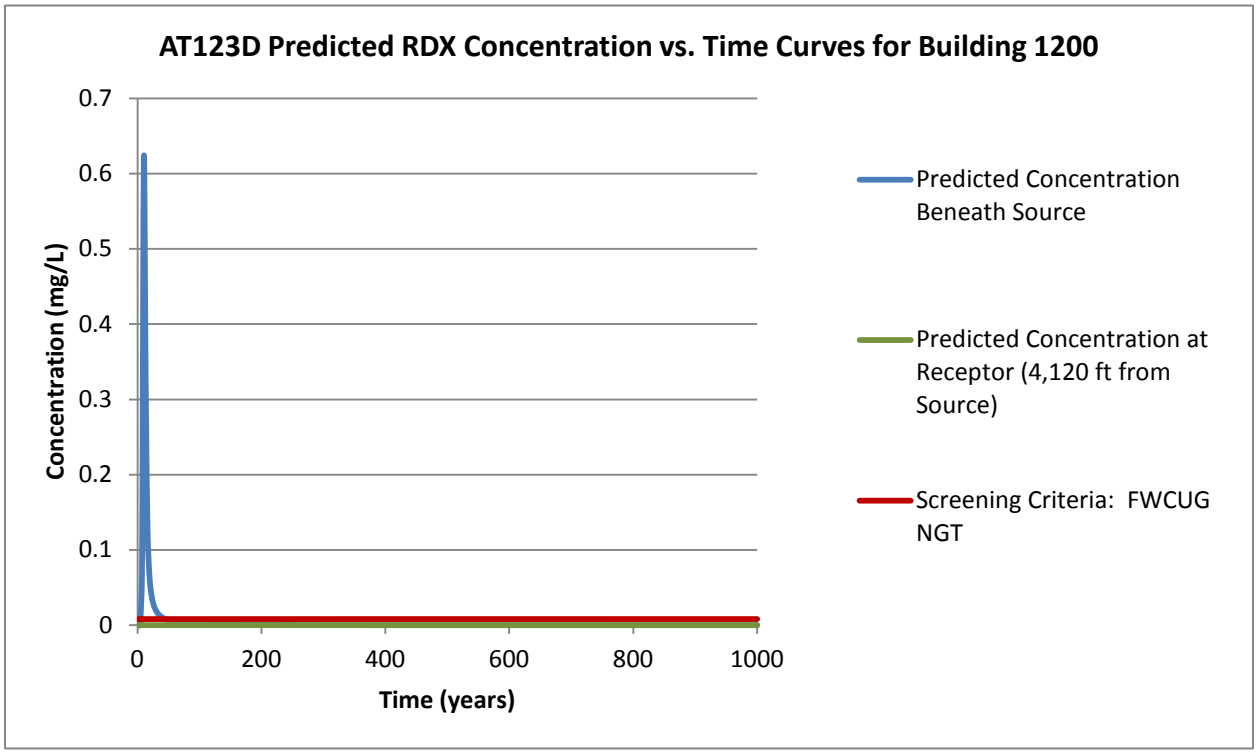

Figure E-14. Predicted Concentration of RDX in Groundwater based on AT123D Modeling, Building 1200

THIS PAGE INTENTIONALLY LEFT BLANK.

Attachment 1. SESOIL Modeling Output Files
Attachment 2. AT123D Modeling Output Files

AVAILABLE UPON REQUEST

APPENDIX F

Investigation-Derived Waste Management Reports

Appendix F-1. Characterization and Disposal Letter Report for Soil Cuttings and Decontamination Fluids
Appendix F-2. Ohio EPA Approval of Waste Characterization

THIS PAGE INTENTIONALLY LEFT BLANK.

Appendix F-1. Characterization and Disposal Letter Report for Soil Cuttings and Decontamination Fluids

THIS PAGE INTENTIONALLY LEFT BLANK.

SAIC Engineering of Ohio, Inc.
A subsidiary of Science Applications International Corporation

May 25, 2010

Mr. Mark Nichter
U.S. Army Corps of Engineers, Louisville District
ATTN: CELRL-PM-P-E
600 Martin Luther King, Jr. Place
Louisville, Kentucky 40202-0059

Reference: **Contract No. W912QR-04-D-0028, Delivery Order 0001, 2008 Performance-Based Acquisition (PBA) for Environmental Investigation and Remediation at the Ravenna Army Ammunition Plant (RVAAP), Ravenna, Ohio**

Subject: **Contract Line Item (CLIN) 2.2 – Implementation of Remedial Investigation Work Plan ~ Characterization and Disposal Letter Report for Soil Cuttings and Decontamination Fluids**

Dear Mr. Nichter:

Investigative activities in accordance with the *PBA 2008 Supplemental Investigation Sampling and Analysis Plan Addendum No. 1* (December 2009) (herein referred to as the SAP Addendum No. 1) were performed from February 15, 2010 through April 14, 2010. These activities have resulted in the generation of Investigation-Derived Waste (IDW) consisting of soil cuttings from drilling activities and equipment decontamination fluids. The purpose of this letter is to characterize and classify IDW for disposal and to propose methods for disposing the IDW.

This letter report includes a summary of IDW generated, the origin of the IDW (Table 1), as well as proposed classification and recommendations for disposal of the IDW (Table 2). This letter report follows guidance established by the following:

1) The *Facility-Wide Sampling and Analysis Plan* (USACE 2001) (herein referred to at the Facility-wide SAP);
2) The SAP Addendum No. 1; and
3) Letter to RVAAP/USACE Regarding IDW Disposal Guidance (Ohio EPA, November 3, 1997).

Three distinct IDW streams were sampled as part of the PBA 2008 RI field activities. Each waste stream was composited and sampled on April 14, 2010 per requirements outlined in Section 7.0 of the Facility-wide SAP and SAP Addendum No. 1. IDW streams generated are:

- One (1), 15-gallon drum containing 2% HCl and DI water from equipment decontamination rinse;
- Six (6), 55-gallon drums containing liquinox wash water from equipment decontamination; and
- Twelve (12), 55-gallon drums containing soil and sediment from PBA 2008 RI activities.

Table 1. Summary of Sampled Investigation-Derived Wastes from Sampling Activities for the PBA 2008 Supplemental Investigation Sampling.

Container Number	Container Type and Size	Contents	Generation Date	Sample ID	Date Sampled
SAIC-2009-4	15 Gallon, Poly, Open Top Drum	2% HCl and DI Water	09/22/09 - 4/14/10	PBA-WW-IDW-5787-WW	4/14/2010
SAIC-2010-1	55 Gallon, Steel, Closed Top Drum	Decon Wash Water	01/18/10 – 02/25/10	PBA-WW-IDW-5788-WW	4/14/2010
SAIC-2010-2	55 Gallon, Steel, Closed Top Drum	Decon Wash Water & Purge Water	01/19/10 – 03/29/10	PBA-WW-IDW-5788-WW	4/14/2010
SAIC-2010-3	55 Gallon, Steel, Open Top Drum	Soil Cuttings	02/16/10 – 03/09/10	PBA-SO-IDW-5806-SO	4/14/2010
SAIC-2010-4	55 Gallon, Steel, Open Top Drum	Soil Cuttings	02/23/10 – 03/16/10	PBA-SO-IDW-5806-SO	4/14/2010
SAIC-2010-5	55 Gallon, Steel, Open Top Drum	Soil Cuttings	03/1/10 – 03/12/10	PBA-SO-IDW-5806-SO	4/14/2010
SAIC-2010-6	55 Gallon, Steel, Closed Top Drum	Decon Wash Water	03/2/10 – 03/18/10	PBA-WW-IDW-5788-WW	4/14/2010
SAIC-2010-7	55 Gallon, Steel, Open Top Drum	Soil Cuttings	03/3/10 – 03/9/10	PBA-SO-IDW-5806-SO	4/14/2010
SAIC-2010-8	55 Gallon, Steel, Closed Top Drum	Decon Wash Water	03/3/10 – 03/18/10	PBA-WW-IDW-5788-WW	4/14/2010
SAIC-2010-9	55 Gallon, Steel, Open Top Drum	Soil Cuttings	03/10/10 – 03/23/10	PBA-SO-IDW-5806-SO	4/14/2010
SAIC-2010-10	55 Gallon, Steel, Open Top Drum	Soil Cuttings	03/17/10 – 03/29/10	PBA-SO-IDW-5806-SO	4/14/2010
SAIC-2010-11	55 Gallon, Steel, Open Top Drum	Soil Cuttings	03/18/10 – 04/08/10	PBA-SO-IDW-5806-SO	4/14/2010
SAIC-2010-13	55 Gallon, Steel, Open Top Drum	Soil Cuttings	03/24/10 – 03/25/10	PBA-SO-IDW-5806-SO	4/14/2010
SAIC-2010-14	55 Gallon, Steel, Open Top Drum	Soil Cuttings & Sediment	03/25/10 – 04/07/10	PBA-SO-IDW-5806-SO	4/14/2010
SAIC-2010-15	55 Gallon, Steel, Open Top Drum	Soil Cuttings	04/02/10 – 04/06/10	PBA-SO-IDW-5806-SO	4/14/2010
SAIC-2010-16	55 Gallon, Steel, Open Top Drum	Soil Cuttings	04/02/10 – 04/07/10	PBA-SO-IDW-5806-SO	4/14/2010
SAIC-2010-17	55 Gallon, Steel, Closed Top Drum	Decon Wash Water	03/29/10 – 03/29/10	PBA-WW-IDW-5788-WW	4/14/2010
SAIC-2010-18	55 Gallon, Steel, Closed Top Drum	Decon Wash Water	03/29/10 – 04/14/10	PBA-WW-IDW-5788-WW	4/14/2010
SAIC-2010-19	55 Gallon, Steel, Open Top Drum	Soil Cuttings	03/29/10 – 04/12/10	PBA-SO-IDW-5806-SO	4/14/2010

SAIC-2009-3, SAIC-2010-12, SAIC-2010-20, SAIC-2010-21 are not included in this list as these containers are partially full and have been carried over to future planned PBA 2008 sampling to minimize IDW waste containers. These four containers have not been sampled.

Liquid IDW Discussion

Per Section 7.0 of the Facility-wide SAP, two composite waste samples were collected for Toxicity Characteristic Leaching Procedure (TCLP) parameters and submitted for laboratory analysis to characterize the waste streams for disposal. The first sample (PBA-WW-IDW-5787-WW) characterized one drum of decontamination fluids containing 2% HCl and DI Water. The second sample (PBA-WW-ODW-5788-WW) was composited from six drums containing liquinox wash water from equipment decontamination. Upon receipt of analytical results from the laboratory, the analytical results were validated and reviewed to determine if the waste was potentially hazardous. This review consisted of a comparison of the analytical results against the TCLP criteria presented in Table 7-1, Maximum Concentration of Contaminants for the Toxicity Characteristic (40 *CFR* 261.24), presented in the Facility-Wide SAP (USACE 2001) and Resource Conservation Recovery Act (RCRA) Hazardous Waste regulations 40 *CFR* 261 – 265.

Attachment 1 presents the analytical laboratory data for TCLP analysis for IDW water generated during ongoing field activities. The results are summarized below:

1) All analytical results were below quantitative limits for the IDW liquid sample;
2) The pH for the IDW aqueous waste is considered neutral (2 S. U. < pH < 12 S.U.);
3) The flash point was below detectable limits, >180°F.

Given the observed analytical results, it is recommended that both liquid IDW streams be classified as non-hazardous, non-contaminated.

Solid IDW Discussion

Per Section 7.0 of the Facility-wide SAP, a composite waste sample (PBA-SO-IDW-5806-SO) was collected for TCLP parameters and submitted for laboratory analysis to characterize the soil IDW for disposal. Upon receipt of analytical results from the laboratory, the analytical results were validated and reviewed to determine if the waste was potentially hazardous. This review consisted of a comparison of the analytical results against the TCLP criteria presented in Table 7-1, Maximum Concentration of Contaminants for the Toxicity Characteristic (40 *CFR* 261.24), presented in the Facility-Wide SAP (USACE 2001) and RCRA Hazardous Waste regulations 40 *CFR* 261 – 265.

Attachment 1 presents the analytical laboratory data for TCLP analysis for solid IDW generated during ongoing field activities. The results are summarized below:

1) All analytical results were below quantitative limits for the IDW solid sample;
2) The pH for the IDW sample was neutral, at 7.5 standard units; and
3) The flash point was below detectable limits, >180°F.

Given the observed analytical results, it is recommended that the solid IDW stream be classified as non-hazardous, non-contaminated.

Recommended Disposal Pathways for IDW

Table 2 presents the disposal pathway identified as a result of IDW characterization data. Please note that this IDW has been characterized under provisions of the Facility-Wide SAP and SAP Addendum No. 1 using TCLP analyses and process knowledge. SAIC recommends that all IDW be disposed as non-hazardous, non-contaminated waste to be removed offsite by a permitted water treatment or waste

facility unless the U.S. Army has additional information that would result in the IDW meeting the definition of a listed hazardous waste as defined in 40 *CFR* Part 261 Subpart D.

Table 2. Summary of Final Waste Classification and Recommended Disposal

NON-HAZARDOUS WASTE			
Container Number	**Medium**	**Waste Criterion**	**Disposal Recommendation**
SAIC-2009-4	Liquid	Inorganics, organics	Permitted Treatment or Waste Facility
SAIC-2010-1	Liquid	Inorganics, organics	Permitted Treatment or Waste Facility
SAIC-2010-2	Liquid	Inorganics, organics	Permitted Treatment or Waste Facility
SAIC-2010-3	Solid	Inorganics, organics	Permitted Treatment or Waste Facility
SAIC-2010-4	Solid	Inorganics, organics	Permitted Treatment or Waste Facility
SAIC-2010-5	Solid	Inorganics, organics	Permitted Treatment or Waste Facility
SAIC-2010-6	Liquid	Inorganics, organics	Permitted Treatment or Waste Facility
SAIC-2010-7	Solid	Inorganics, organics	Permitted Treatment or Waste Facility
SAIC-2010-8	Liquid	Inorganics, organics	Permitted Treatment or Waste Facility
SAIC-2010-9	Solid	Inorganics, organics	Permitted Treatment or Waste Facility
SAIC-2010-10	Solid	Inorganics, organics	Permitted Treatment or Waste Facility
SAIC-2010-11	Solid	Inorganics, organics	Permitted Treatment or Waste Facility
SAIC-2010-13	Solid	Inorganics, organics	Permitted Treatment or Waste Facility
SAIC-2010-14	Solid	Inorganics, organics	Permitted Treatment or Waste Facility
SAIC-2010-15	Solid	Inorganics, organics	Permitted Treatment or Waste Facility
SAIC-2010-16	Solid	Inorganics, organics	Permitted Treatment or Waste Facility
SAIC-2010-17	Liquid	Inorganics, organics	Permitted Treatment or Waste Facility
SAIC-2010-18	Liquid	Inorganics, organics	Permitted Treatment or Waste Facility
SAIC-2010-19	Solid	Inorganics, organics	Permitted Treatment or Waste Facility

Since RVAAP, under RCRA, is the generator of this material, SAIC requests concurrence or direction on the waste classification and recommended disposal pathways prior to disposal. Following your concurrence, we will proceed with the appropriate waste disposal.

If you have any questions, or require additional information, please do not hesitate to contact me at (330) 405-5822.

Sincerely,

SCIENCE APPLICATIONS INTERNATIONAL CORPORATION

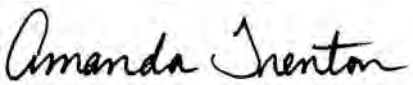

Amanda Trenton
Project IDW Coordinator

cc: Vicki Deppisch – Ohio EPA
Eileen Mohr – Ohio EPA
Mark Nichter – USACE
Mark Patterson – RVAAP
Christy Esler – RVAAP
Jim McGee – RVAAP/Vista
Kevin Jago – SAIC
Jed Thomas – SAIC
SAIC Contract No. W912QR-04-D-0028 Project File
SAIC Central Records Facility

ATTACHMENT 1
ANALYTICAL RESULTS FOR IDW

Parameter	CAS Number	Units	Maximum Concentration For Toxicity Characteristic	PBA-SO-IDW-5806-SO	PBA-WW-IDW-5787-WW	PBA-WW-IDW-5788-WW
TCLP Herbicides						
2,4,5-TP (Silvex)	93-72-1	mg/L	1	0.1 U	0.1 U	0.1 U
2,4-D	94-75-7	mg/L	10	0.5 UJ	0.5 UJ	0.5 UJ
TCLP Metals						
Arsenic	7440-38-2	mg/L	5	0.5 U	0.5 U	0.008 UJ
Barium	7440-39-3	mg/L	100	0.47 UJ	0.16 UJ	0.023 UJ
Cadmium	7440-43-9	mg/L	1	0.0016 UJ	0.0044 UJ	0.1 U
Chromium	7440-47-3	mg/L	5	0.012 UJ	0.13 UJ	0.0032 UJ
Lead	7439-92-1	mg/L	5	0.0095 UJ	0.062 UJ	0.0044 UJ
Mercury	7439-97-6	mg/L	0.2	0.002 U	0.002 U	0.002 U
Selenium	7782-49-2	mg/L	1	0.25 U	0.25 U	0.25 U
Silver	7440-22-4	mg/L	5	0.5 U	0.5 U	0.0028 UJ
Miscellaneous						
Acid-soluble sulfide	Q1314	mg/kg	-	30.6 J	NA	NA
Acid-soluble sulfide	Q1314	mg/L	-	NA	3 U	3 U
Corrosivity	Q183	No Units	-	7.5	2.3	7.4
Cyanide, Total	57-12-5	mg/kg	-	0.32 J	NA	NA
Cyanide, Total	57-12-5	mg/L	-	NA	0.01 U	0.01 U
Flashpoint	Q376	deg F	-	>180	>180	>180
Percent Solids	Q1082	%	-	75.9	NA	NA
TCLP Pesticides						
Chlordane (technical)	57-74-9	mg/L	0.03	0.005 U	0.005 U	0.005 U
Endrin	72-20-8	mg/L	0.02	0.0005 U	0.0005 U	0.0005 U
Heptachlor	76-44-8	mg/L	0.008	0.0005 U	0.0005 U	0.0005 U
Heptachlor epoxide	1024-57-3	mg/L	0.008	0.0005 U	0.0005 U	0.0005 U
Lindane	58-89-9	mg/L	0.4	0.0005 U	0.000017 J	0.0005 U
Methoxychlor	72-43-5	mg/L	10	0.001 U	0.001 U	0.001 U
Toxaphene	8001-35-2	mg/L	0.5	0.02 UJ	0.02 UJ	0.02 UJ

Parameter	CAS Number	Units	Maximum Concentration For Toxicity Characteristic	PBA-SO-IDW-5806-SO	PBA-WW-IDW-5787-WW	PBA-WW-IDW-5788-WW
TCLP Semi-Volatile Organics						
1,4-Dichlorobenzene	106-46-7	mg/L	7.5	0.004 U	0.004 U	0.004 U
2,4,5-Trichlorophenol	95-95-4	mg/L	400	0.02 U	0.02 U	0.02 U
2,4,6-Trichlorophenol	88-06-2	mg/L	2	0.02 U	0.02 U	0.02 U
2,4-Dinitrotoluene	121-14-2	mg/L	0.13	0.02 U	0.02 U	0.02 U
Hexachlorobenzene	118-74-1	mg/L	0.13	0.02 U	0.02 U	0.02 U
Hexachlorobutadiene	87-68-3	mg/L	0.5	0.02 U	0.02 U	0.02 U
Hexachloroethane	67-72-1	mg/L	3	0.02 U	0.02 U	0.02 U
m-Cresol & p-Cresol	65794-96-9	mg/L	200	0.04 U	0.04 U	0.04 U
Nitrobenzene	98-95-3	mg/L	2	0.004 U	0.004 U	0.004 U
o-Cresol	95-48-7	mg/L	200	0.004 U	0.004 U	0.004 U
Pentachlorophenol	87-86-5	mg/L	100	0.04 U	0.04 U	0.04 U
Pyridine	110-86-1	mg/L	5	0.02 U	0.02 U	0.02 U
TCLP Volatile Organics						
1,1-Dichloroethylene	75-35-4	mg/L	0.7	0.07 U	0.07 U	0.07 U
1,2-Dichloroethane	107-06-2	mg/L	0.5	0.025 U	0.025 U	0.025 U
2-Butanone (MEK)	78-93-3	mg/L	200	0.25 U	0.25 U	0.25 U
Benzene	71-43-2	mg/L	0.5	0.025 U	0.025 U	0.025 U
Carbon tetrachloride	56-23-5	mg/L	0.5	0.025 U	0.025 U	0.025 U
Chlorobenzene	108-90-7	mg/L	100	0.025 U	0.025 U	0.025 U
Chloroform	67-66-3	mg/L	6	0.025 U	0.025 U	0.025 U
Tetrachloroethylene	127-18-4	mg/L	0.7	0.07 U	0.07 U	0.07 U
Trichloroethylene	79-01-6	mg/L	0.5	0.05 U	0.05 U	0.05 U
Vinyl chloride	75-01-4	mg/L	0.2	0.025 U	0.025 U	0.025 U

J = Estimated Concentration, less than the reporting limit – Lab Qualifier
U = Non-detect, concentration reported is reporting limit – Lab Qualifier
UJ = Non-detect, reporting limit estimated – Lab Qualifier
- = No Standard Exists
NA = Not Applicable

Liquid

EQ - The Environmental Quality Company
Waste Characterization Report

☑ *I authorize EQ - The Environmental Quality Company to choose the appropriate method of waste management, from the technologies offered, at the EQ facilities identified below.*

☐	**Michigan Disposal Waste Treatment Plant** (Stabilization and Treatment)	49350 North I-94 Service Drive, Belleville, Michigan 48111 Phone: 1-800-592-5489 Fax: 1-800-592-5329	EPA ID #MID000724831
☐	**Wayne Disposal, Inc.** (Hazardous & PCB Waste Landfill)	49350 North I-94 Service Drive, Belleville, Michigan 48111 Phone: 1-800-592-5489 Fax: 1-800-592-5329	EPA ID #MID048090633
☑	**EQ Detroit, Inc.** (Stabilization, Wastewater Treatment)	1923 Frederick, Detroit, MI 48211 Phone: 1-800-495-6059 Fax: 1-313-923-3375	EPA ID #MID980991566
☐	**EQ Resource Recovery, Inc.** (Solvent Recycling, Fuel Blending, WW Treatment)	36345 Van Born Road, Romulus, Michigan 48174 Phone: (734) 727-5500 Fax: (734) 326-4033	EPA ID #MID060975844
☐	**EQ Florida, Inc.** (Drum Consolidation, Labpack Decommissioning)	7202 East Eighth Ave., Tampa, FL 33619 Phone: 1-800-624-5302 Fax: 1-813-628-0842	EPA ID #FLD981932494
☐	**EQ Detroit Transfer and Processing** (Drum Transfer/Universal Waste Handling)	2000 Ferry Street, Detroit, MI 48211 Phone: (313) 923-0080 Fax: (313) 922-8419	EPA ID #MIK939928313
☐	**EQIS Indianapolis Transfer and Processing** (Drum Transfer/Non-Hazardous Waste Processing)	2650 N. Shadeland Avenue, Indianapolis, IN 46219 Phone: (317) 247-7160 Fax: (317) 247-7170	EPA ID #INR000125641
☐	**EQIS Atlanta Transfer and Processing** (Drum Transfer/Non-Hazardous Waste Processing)	5600 Fulton Industrial Blvd., Atlanta, Georgia 30336 Phone: (404) 494-3520 Fax: (404) 494-3560	EPA ID #GAR000039776
☐	**EQ Augusta, Inc.** (Wastewater Treatment)	3920 Goshen Industrial Blvd., Augusta, GA 30906 Phone: 706-771-9100 Fax: 706-771-9124	EPA ID #GAR000011817
☐	**EQ Ohio (Envirite of Ohio)** (Stabilization and Treatment)	2050 Central Avenue, SE, Canton, OH 44707 Phone: 330-456-6238 Fax: 330-456-2801	EPA ID #OHD980568992
☐	**EQ Pennsylvania (Envirite of Pennsylvania)** (Stabilization and Treatment)	730 Vogelsong Road, York, PA 17404 Phone: 717-846-1900 Fax: 717-854-6757	EPA ID #PAD010154045

Please note, this profile should not be used for wastes destined to EQ Illinois (Envirite of Illinois). For more information, please contact our National Service Center at (800)592-5489.

Waste Common Name: Investigation Derived Water

Section 1 - Generator & Customer Info

SIC/NAICS*:

Generator EPA ID: OH5-210-020-736

Generator: RAVENNA ARMY AMMUNITION DEPOT
Address: 8451 STATE ROUTE 5
City: RAVENNA
State: OH Zip: 44266-9297
County:

Mailing Address
Address: 8451 STATE ROUTE 5
City: RAVENNA
State: OH Zip: 44266-9297

Generator Contact
Name: MARK PATTERSON
Title: ENV. REP.
Phone: (330) 358-7311
Fax: (330) 358-7314

*For a list of NAICS codes, please refer to Section 9 of the EQ Resource Guide.

EQ Customer No.: 848

Invoicing Company
Company: AMERICAN WASTE MGMT-OH 5
Address: ONE AMERICAN WAY
City: WARREN
State: OH Zip: 44484-5555
Country:

Invoicing Contact
Name:
Phone: ( ) -
Fax: ( ) -

Technical Contact
Name:
Phone: ( ) -
Fax: ( ) -
Mobile: ( ) - Pager: ( ) -
E-mail:

Liquid

Section 2 - Shipping & Packaging Info

2.1) Shipping Volume & Unit: 7 x 55, 1 x 15 Frequency: One Time Only

2.2) DOT Shipping Name: NON-REGULATED LIQUID MATERIAL

2.3) Is this waste surcharge exempt? ○ Yes ● No (If you answered "Yes" to question 2.3, select the Surcharge Exemption reason.)

2.4) Packaging (check all that apply)

- ☐ Bulk Solid (yd^3 < 2000 lbs/yd^3)
- ☐ Totes, Size
- ☐ Other (palletized, 5 gal. Pail, etc.)
- ☐ Bulk Solid (Ton > 2000 lbs./yd^3)
- ☐ Cubic Yard Boxes/Bags
- ☐ Bulk Liquids (Gallon)
- ☑ Drums, Size 55,15

Quoted bulk disposal charges for solid materials will be billed by the cubic yard, if the waste density is less than 2,000lbs./cubic yard. If waste density is greater than 2,000 lbs./cubic yard, then bulk disposal charges will be billed by the ton, regardless of the approved container.

Section 3 - Physical Characteristics

3.1) Color: Brown/Opaque 3.2) Odor: MILD

3.3) Does this waste contain any "Potentially Odorous Constituents" as defined in the EQ Resource Guide? (Section 3) ○ Yes ● No

3.4) Physical State at 70 °F: ☐ Solid ☐ Dust/Powder ☑ Liquid ☐ Sludge

3.5) What is the pH of this waste? ☐ ≤ 2 ☐ 2.1-4.9 ☑ 5-10 ☐ 10.1-12.4 ☐ ≥ 12.5

3.6) What is the flash point of this waste? ○ <90 °F ○ 90-139 °F ○ 140-199 °F ● ≥ 200 °F

3.7) Does this waste contain? **(check all that apply)**

☐ **None**	☑ Free Liquids	☐ Oily Residue	☐ Metal Fines	☐ Biodegradable Sorbants	☐ Amines	☐ Ammonia
☐ Water Reactive	☐ Biohazard	☐ Aluminum	☐ Shock Sensitive Waste	☐ Reactive Waste	☐ Radioactive Waste	☐ Explosives
☐ Pyrophoric Waste	☐ Isocyanates	☐ Asbestos - non-friable	☐ Asbestos - friable	☐ Dioxins	☐ Furans	

Section 4 - Composition / Generating Process

4.1) Describe the physical composition of the waste (i.e., soil, water, PPE, debris, key chemical compounds, etc.)

Sediment from 0.5 to 1. %

Water from 99. to 99.5 %

4.2) Provide a detailed description of the process generating this waste. (attach flow diagram if available).

INVESTIGATION DERIVED LIQUIDS FROM SITE INVESTIGATIONS.

Section 5 - Is This Hazardous Waste?

Please refer to Section 5 of the EQ Resource Guide for a list of waste codes.

As determined by 40 CFR, Part 261 and Michigan Act 451 Rules: **Please list applicable waste code(s):**

5.1) Is this an EPA RCRA listed hazardous waste (F, K, P or U)? ○ Yes ● No

Comments:

5.2) Is this an EPA RCRA characteristic hazardous waste (D001-D043)? ○ Yes ● No

Comments:

5.3) Do any State Hazardous Waste Codes apply? ○ Yes ● No

Comments:

5.4) Is this waste intended for wastewater treatment? ○ Yes* ● No

If you answered "No" to questions 5.1, 5.2, and 5.3, please skip to Section 7.
****If you answered "Yes" to question 5.4, please complete the WCR Addendum.***

Section 6 - Hazardous Wastes

6.1) Does this waste exceed Land Disposal Restriction Levels? ○ Yes ● No

6.1a) If this waste stream is greater than 50% soil, does it meet the alternative soil treatment standards of 40 CFR 268.49? ○ Yes ● No

6.1b) Does this waste contain greater than 50% debris, by volume? (Debris is greater than 2.5 inches in size.) ○ Yes ● No

6.2) Is the waste an oxidizer (D001)? ○ Yes ● No

6.3) Does this waste contain reactive cyanide ≥ 250 ppm (D003)? ○ Yes ● No

6.4) Does this waste contain reactive sulfide ≥ 500 ppm (D003)? ○ Yes ● No

6.5) Please indicate which constituent concentrations are below or above the regulatory level. Please indicate the basis used in the determination. Either 'Below' or 'Above' **MUST** be checked for each constituent.

Based On: ○ **Generator Knowledge** ● **Analysis*** ○ **MSDS***

***Please forward a copy. Analysis or MSDS are required for EQ Florida Non-hazardous wastes.**

Code	Regulatory Level TCLP (mg/l)			Concentration (If above)
D004	Arsenic	5	● Below ○ Above	
D005	Barium	100	● Below ○ Above	
D006	Cadmium	1	● Below ○ Above	
D007	Chromium	5	● Below ○ Above	
D008	Lead	5	● Below ○ Above	
D009	Mercury	0.2	● Below ○ Above	
D010	Selenium	1	● Below ○ Above	
D011	Silver	5	● Below ○ Above	
D012	Endrin	0.02	● Below ○ Above	
D013	Lindane	0.4	● Below ○ Above	
D014	Methoxychlor	10	● Below ○ Above	
D015	Toxaphene	0.5	● Below ○ Above	
D016	2,4-D	10	● Below ○ Above	
D017	2,4,5-TP (Silvex)	1	● Below ○ Above	
D018	Benzene	0.5	● Below ○ Above	
D019	Carbon Tetrachloride	0.5	● Below ○ Above	
D020	Chlordane	0.03	● Below ○ Above	
D021	Chlorobenzene	100	● Below ○ Above	
D022	Chloroform	6.0	● Below ○ Above	
D023	o-Cresol	200	● Below ○ Above	

Code	Regulatory Level TCLP (mg/l)			Concentration (If above)
D024	m-Cresol	200	● Below ○ Above	
D025	p-Cresol	200	● Below ○ Above	
D026	Cresols	200	● Below ○ Above	
D027	1,4-Dichlorobenzene	7.5	● Below ○ Above	
D028	1,2-Dicholoroethane	0.5	● Below ○ Above	
D029	1,1-Dichloroethylene	0.7	● Below ○ Above	
D030	2,4-Dinitrotoluene	0.13	● Below ○ Above	
D031	Heptachlor	0.008	● Below ○ Above	
D032	Hexachlorobenzene	0.13	● Below ○ Above	
D033	Hexachlorobutadiene	0.5	● Below ○ Above	
D034	Hexachloroethane	3.0	● Below ○ Above	
D035	Methyl Ethyl Ketone	200	● Below ○ Above	
D036	Nitrobenzene	2	● Below ○ Above	
D037	Pentachlorophenol	100	● Below ○ Above	
D038	Pyridine	5	● Below ○ Above	
D039	Tetrachloroethylene	0.7	● Below ○ Above	
D040	Trichloroethylene	0.5	● Below ○ Above	
D041	2,4,5-Trichlorophenol	400	● Below ○ Above	
D042	2,4,6-Trichlorophenol	2	● Below ○ Above	
D043	Vinyl Chloride	0.2	● Below ○ Above	

6.6) If this is a characteristic hazardous waste, does it contain underlying hazardous constituents? ○ Yes ● No

If you answered 'Yes', please list the constituents in Section 11.

Section 7 - Non-Hazardous Wastes

For a complete list of non-hazardous waste codes, please refer to Section 7 of the EQ Resource Guide.

Applicable waste code(s):

7.1) Is this a Michigan non-hazardous liquid industrial waste? ○ Yes ● No

Comments:

7.2) Is this a Universal waste? ○ Yes ● No

7.3) Is this a Recyclable Commodity? (e.g.: computer monitors, free mercury, etc.) ○ Yes ● No

7.4) Is this waste a recoverable petroleum product? ○ Yes ● No

7.5) Is this waste used oil as defined by 40 CFR Part 279? ○ Yes ● No

Section 8 - TSCA Information

8.1) What is the concentration of PCBs in the waste? ● None ○ 0-5 ppm ○ 6-49 ppm ○ 50-499 ppm ○ 500+ ppm

8.2) Does the waste contain PCB contamination from a source with a concentration ≥ 50 ppm? ○ Yes ● No

If you answered 'None' to 8.1 and 'No' to 8.2, please skip to Section 9.

8.3) Has this waste been processed into a non-liquid form? ○ Yes ○ No

If yes, what was the concentration of PCBs prior to processing? (ppm) ○ N/A ○ 0-499 ○ 500+

8.4) Is the non-liquid PCB waste in the form of soil, rags, debris, or other contaminated media? ○ Yes ○ No

8.5) Are you a PCB capacitor manufacturer or a PCB equipment manufacturer? ○ Yes ○ No

8.6) Has the PCB Article (e.g., transformer, hydraulic machine, PCB-contaminated electrical equipment) been drained/flushed of all PCBs and decontaminated in accordance with 40 CFR 761.60(b)? ○ N/A ○ Yes ○ No

Section 9 - Clean Air Act Information

9.1) Is this waste subject to regulation under 40 CFR, Part 63, Subpart DD or 40 CFR, Part 264, Subpart CC (RCRA)? ○ Yes ● No
(Does the waste contain >500 ppm Volatile Organic Hazardous Air Pollutants - VOHAP's or Volatile Organic Compounds - VOC's?)
For a complete list of VOHAPs, please see Section 11 of the EQ Resource Guide.

9.2) Is this site, or waste, subject to any other MACT or NESHAP? ○ Yes ● No
If yes, please specify:

9.3) Does this waste stream contain Benzene? ○ Yes ● No
If you answered "No" to question 9.2, please skip to section 10.

9.4) Does the waste stream come from a facility with one of the SIC/NAICS codes listed under the Benzene NESHAP identified in 40 CFR 61, Subpart FF? ○ Yes ○ No

9.5) Is the generating source of this waste stream a facility with Total Annual Benzene (TAB) ≥ 10 Mg/year? ○ Yes ○ No
For assistance in calculating the TAB, please see the TAB Worksheet in Section 9 of the EQ Resource Guide.
If you answered "No" to question 9.3 and 9.4, please skip to Section 10.

9.6) Does the waste contain > 10% water? ○ Yes ○ No

9.7) What is the TAB quantity for your facility? Mg/year

9.8) Does the waste contain >1.0 mg/kg total Benzene? ○ Yes ○ No

9.9) What is the total Benzene concentration in your waste? (concentration) (unit)

(Supporting analysis must be attached. Do not use TCLP analytical results. Acceptable laboratory methods include 8020, 8240, 8260, 602 and 624.)

*For a list of NAICS codes, please refer to section 9 of the EQ Resource Guide.

Section 10 - Fuel Blending Information

10.1) Is this waste intended for fuel blending? ○ Yes* ● No
If you answered 'Yes' to question 10.1, please enter the following:

Heat value (BTU/lb.) _____
Chlorine (%) _____
Water (%) _____
Solids (%) _____

10.2) Is this waste intended for reclamation? ○ Yes ● No (5-Gallon Sample required for all reclaim waste streams)

Section 11 - Constituent Information

Please identify your waste constituents from these four categories: **Underlying Hazardous Constituents (UHC's), Volatile Organic Hazardous Air Pollutants (VOHAP's), Volatile Organic Compounds (VOC's) and Toxic Release Inventory Constituents (TRI)**

Constituent	Concentration	UHC?

Please see Section 11 of the EQ Resource Guide for a list of UHC's, VOHAP's and VOC's. For a complete list of TRI constituents, please refer to 40 CFR 372.65.

Section 12 - Certification

I certify that all information (including attachments) is complete and factual and is an accurate representation of the known and suspected hazards, pertaining to the waste described herein. I authorize EQ's Resource Team to add supplemental information to the waste approval file, provided I am contacted and give verbal permission. I authorize EQ's Resource Team to obtain a sample from any waste shipment for purposes of verification and confirmation. I agree that, if EQ approves the waste described herein, all such wastes that are transported, delivered, or tendered to EQ by Generator or on Generator's behalf shall be subject to, and Generator shall be bound by, the attached Standard Terms and Conditions.

Comments:

Generator: Mark Patterson — Mark Patterson

Authorized Generator Signature — *Printed Generator Name*

Company: Ravenna Army Ammo Plant Title: Facility Manager Date: 6-21-10

The generator's signature MUST appear on the EQ Waste Characterization Report. If the generator has authorized a third party to certify this document, a written notice (on generator letterhead) must accompany this submittal. Although the EQ Resource Team is authorized to make certain modifications to the information provided on this form, the addition or removal of waste codes and waste constituents must be documented by the generator.

STANDARD TERMS AND CONDITIONS

The Agreement between the Customer and EQ - The Environmental Quality Company and/or its member companies (hereinafter "EQ") related to or associated with Delivered Waste, as herein defined, shall be governed by the following Standard Terms and Conditions in addition to the terms and conditions contained in any Waste Characterization Report, Customer Approval Quote Confirmation, Generator Approval Notification, Notice of Waste Approval Expiration, and/or Credit Agreement associated with such Delivered Waste.

The Customer may use its standard forms (such as purchase orders, acknowledgments of orders, and invoices) to administer its dealings under this Agreement for convenience purposes, but all provisions thereof in conflict with these terms and conditions shall be deemed stricken.

Definitions.

The following definitions shall apply for purposes of this Agreement:

"Acceptable Waste" shall mean any hazardous waste, as defined under applicable State or federal law, determined by EQ as acceptable for treatment and/or disposal in accordance with this Agreement.

"Delivered Wastes" shall mean all wastes (i) which are transported, delivered, or tendered to EQ by the Customer; (ii) which the Customer has arranged for the transport, delivery or tender to EQ; or (iii)) which are transported, delivered, or tendered to EQ under a Credit Agreement between the Customer and EQ.

"Non-Conforming Wastes" shall mean wastes that (a) are not in accordance in all material respects with the warranties, descriptions, specifications or limitations stated in the Waste Characterization Report and this Agreement; (b) have constituents or components of a type or concentration not specifically identified in the Waste Characterization Report (i) which increase the nature or extent of the hazard and risk undertaken by EQ in treating and/or disposing of the waste, or (ii) for whose treatment and/or disposal a Waste Management Facility is not designed or permitted, or (iii) which increase the cost of treatment and/or disposal of waste beyond that specified in EQ's price quote; or (c) are not properly packaged, labeled, described, or placarded, or otherwise not in compliance with United States Department of Transportation and United States Environmental Protection Agency regulations.

Control of Operations.

EQ shall have sole control over all aspects of the operation of any treatment and/or disposal facility of EQ receiving Delivered Wastes under this Agreement (hereinafter, "Waste Management Facility"), including, without limitation, maintaining EQ's desired volume of Acceptable Wastes being delivered to any Waste Management Facility by the Customer or any other person or entity.

Identification of Waste.

For each waste material to be transported, delivered, or tendered to EQ under this Agreement, the Customer shall provide, or cause to be provided, to EQ a representative sample of the waste material and a completed Waste Characterization Report containing a physical and chemical description or analysis of such waste material, which description shall conform with any and all guidelines for waste acceptance provided by EQ. On the basis of EQ's analysis of such representative sample of the waste material and such Waste Characterization Report, EQ will determine whether such wastes are Acceptable Wastes. EQ does not make any guarantee that it will handle any waste material or any particular quantity or type of waste material, and EQ reserves the right to the decline to transport, treat and/or dispose of waste material. The Customer shall promptly furnish to EQ any information regarding known, suspected or planned changes in the composition of the waste material. Further, the Customer shall promptly inform EQ of any change in the characteristic or condition of the waste material which becomes known to the Customer subsequent to the date of the Waste Characterization Report.

Non-Conforming Wastes.

In the event that EQ at any time discovers that any Delivered Waste is Non-Conforming Waste, EQ may reject or revoke its acceptance of the Non-Conforming Waste. The Customer shall have seven (7) days to direct an alternative lawful manner of disposition of the waste, unless it is necessary by reason of law or otherwise to move the Non-Conforming Waste prior to expiration of the seven (7) day period. If the Customer does not direct an alternative disposal, at its option, EQ may return any such Non-Conforming Wastes to the Customer, and the Customer shall pay or reimburse EQ for all costs and expenses incurred by EQ in connection with the receipt, handling, sampling, analyses, transportation and return to the Customer of such Non-Conforming Wastes. If it is impossible or impractical for EQ to return the Non-Conforming Waste to the Customer, the Customer shall reimburse EQ for all costs, of any type or nature whatsoever, incurred by EQ, solely because such Delivered Waste was Non-Conforming Waste (including, but not limited to, all costs associated with any remedial steps necessary, due to the nature of the Non-Conforming Waste, in connection with material with which the Non-Conforming Waste may have been commingled and all expenses and charges for analyzing, handling, locating, preparing for transporting, storing and disposing of any Non-Conforming Waste).

Customer Warranty - Title to Wastes.

Either the Customer or the generator (if other than the Customer) shall hold clear title, free of any all liens, claims, encumbrances, and charges to Delivered Waste until such waste is accepted by EQ.

Customer Warranty - Acceptable Wastes.

All Delivered Wastes shall be Acceptable Wastes and shall conform in all material respects to the description and specifications contained in the Waste Characterization Report. The information set forth in the Waste Characterization Report or any manifest, placard or label associated with any Delivered Wastes, or otherwise represented by the Customer or the generator (if other than the Customer) to EQ, is and shall be true, accurate and complete as of the date of receipt of the involved waste by EQ.

Customer Warranty - Compliance with Laws.

The Customer shall comply with all applicable federal, state and local environmental statutes, regulations, and other governmental requirements, as well as directives issued by EQ from time to time, governing the transportation, treatment and/or disposal of Acceptable Wastes, including, but not limited to, all packaging, manifesting, containerization, placarding and labeling requirements.

Customer Warranty - Updating Information.

If the Customer receives information that Delivered Waste or other hazardous waste described in the Waste Characterization Report, or some component of such waste, presents or may present a hazard or risk to persons, property or the environment which was not disclosed to EQ, or if the Customer or generator (if other than the Customer) has changed the process by which such waste results, the Customer shall promptly report such information to EQ in writing.

Customer Indemnity.

The Customer shall indemnify, defend and hold harmless EQ, and its affiliated or related companies, and all of their respective present or future officers, directors, shareholders, employees and agents from and against any and all losses, damages, liabilities, penalties, fines, forfeitures, demands, claims, causes of action, suits, costs and expenses (including, but not limited to, reasonable costs of defense, settlement, and reasonable attorneys' fees), which may be asserted against any or all of them by any person or any governmental agency, or which any or all of them may hereafter suffer, incur, be responsible for or pay out, as a result of or in connection with bodily injuries (including, but not limited to, death, sickness, disease and emotional or mental distress) to any person (including EQ's employees), damage (including, but not limited to, loss of use) to any property (public or private), or any requirements to conduct or incur expense for investigative, removal or remedial expenses in connection with contamination of or adverse effect on the environment, or any violation or alleged violation of any statues, ordinances, orders, rules or regulations of any governmental entity or agency, caused or arising out of (i) a breach of this Agreement by the Customer, (ii) the failure of any warranty of the Customer to be true, accurate and complete, or (iii) any willful or negligent act or omission of the Customer, or its employees or agents in connection with the performance of this Agreement.

Force Majeure.

EQ shall not be liable for any failure to accept, receive, handle, treat, and/or dispose of Delivered Waste due to an act of God, fire, casualty, flood, war, strike, lockout, labor trouble, failure of public utilities, equipment failure, facility shutdown, injunction, accident, epidemic, riot, insurrection, destruction of operation or transportation facilities, the inability to procure materials, equipment, or sufficient personnel or energy in order to meet operational needs without the necessity of allocation, the failure or inability to obtain any governmental approvals or to meet Environmental Requirements (including, but not limited to voluntary or involuntary compliance with any act, exercise, assertion, or requirement of any governmental authority) which may temporarily or permanently prohibit operations of EQ, the Customer, or the Generator, or any other circumstances beyond the control of EQ which prevents or delays performance of any of its obligations under this Agreement.

Governing Laws.

This Agreement shall in all respects be governed by and shall be construed in accordance with the laws of the State of Michigan applied to contracts executed and performed wholly within such state.

Liquid

EQ - The Environmental Quality Company
Waste Characterization Report

☑ *I authorize EQ - The Environmental Quality Company to choose the appropriate method of waste management, from the technologies offered, at the EQ facilities identified below.*

☐	**Michigan Disposal Waste Treatment Plant** (Stabilization and Treatment)	49350 North I-94 Service Drive, Belleville, Michigan 48111 Phone: 1-800-592-5489 Fax: 1-800-592-5329	EPA ID #MID000724831
☐	**Wayne Disposal, Inc.** (Hazardous & PCB Waste Landfill)	49350 North I-94 Service Drive, Belleville, Michigan 48111 Phone: 1-800-592-5489 Fax: 1-800-592-5329	EPA ID #MID048090633
☑	**EQ Detroit, Inc.** (Stabilization, Wastewater Treatment)	1923 Frederick, Detroit, MI 48211 Phone: 1-800-495-6059 Fax: 1-313-923-3375	EPA ID #MID980991566
☐	**EQ Resource Recovery, Inc.** (Solvent Recycling, Fuel Blending, WW Treatment)	36345 Van Born Road, Romulus, Michigan 48174 Phone: (734) 727-5500 Fax: (734) 326-4033	EPA ID #MID060975844
☐	**EQ Florida, Inc.** (Drum Consolidation, Labpack Decommissioning)	7202 East Eighth Ave., Tampa, FL 33619 Phone: 1-800-624-5302 Fax: 1-813-628-0842	EPA ID #FLD981932494
☐	**EQ Detroit Transfer and Processing** (Drum Transfer/Universal Waste Handling)	2000 Ferry Street, Detroit, MI 48211 Phone: (313) 923-0080 Fax: (313) 922-8419	EPA ID #MIK939928313
☐	**EQIS Indianapolis Transfer and Processing** (Drum Transfer/Non-Hazardous Waste Processing)	2650 N. Shadeland Avenue, Indianapolis, IN 46219 Phone: (317) 247-7160 Fax: (317) 247-7170	EPA ID #INR000125641
☐	**EQIS Atlanta Transfer and Processing** (Drum Transfer/Non-Hazardous Waste Processing)	5600 Fulton Industrial Blvd., Atlanta, Georgia 30336 Phone: (404) 494-3520 Fax: (404) 494-3560	EPA ID #GAR000039776
☐	**EQ Augusta, Inc.** (Wastewater Treatment)	3920 Goshen Industrial Blvd., Augusta, GA 30906 Phone: 706-771-9100 Fax: 706-771-9124	EPA ID #GAR000011817
☐	**EQ Ohio (Envirite of Ohio)** (Stabilization and Treatment)	2050 Central Avenue, SE, Canton, OH 44707 Phone: 330-456-6238 Fax: 330-456-2801	EPA ID #OHD980568992
☐	**EQ Pennsylvania (Envirite of Pennsylvania)** (Stabilization and Treatment)	730 Vogelsong Road, York, PA 17404 Phone: 717-846-1900 Fax: 717-854-6757	EPA ID #PAD010154045

Please note, this profile should not be used for wastes destined to EQ Illinois (Envirite of Illinois). For more information, please contact our National Service Center at (800)592-5489.

Waste Common Name: Investigation Derived Decon Water(pH 2.3)

Section 1 - Generator & Customer Info

SIC/NAICS*:

Generator EPA ID: OH5-210-020-736

Generator: RAVENNA ARMY AMMUNITION DEPOT
Address: 8451 STATE ROUTE 5
City: RAVENNA
State: OH Zip: 44266-9297
County:

Mailing Address
Address: 8451 STATE ROUTE 5
City: RAVENNA
State: OH Zip: 44266-9297

Generator Contact
Name: MARK PATTERSON
Title: ENV. REP.
Phone: (330) 358-7311
Fax: (330) 358-7314

*For a list of NAICS codes, please refer to Section 9 of the EQ Resource Guide.

EQ Customer No.: 848

Invoicing Company
Company: AMERICAN WASTE MGMT-OH 5
Address: ONE AMERICAN WAY
City: WARREN
State: OH Zip: 44484-5555
Country:

Invoicing Contact
Name:
Phone: ( ) -
Fax: ( ) -

Technical Contact
Name:
Phone: ( ) -
Fax: ( ) -
Mobile: ( ) - Pager: ( ) -
E-mail:

Section 2 - Shipping & Packaging Info

2.1) Shipping Volume & Unit: 1 x 15 Frequency: One Time Only

2.2) DOT Shipping Name: NON-REGULATED LIQUID MATERIAL

2.3) Is this waste surcharge exempt? ○ Yes ● No (If you answered "Yes" to question 2.3, select the Surcharge Exemption reason.)

2.4) Packaging (check all that apply)

- ☐ Bulk Solid (yd^3 < 2000 lbs/yd^3)
- ☐ Bulk Solid (Ton > 2000 lbs./yd^3)
- ☐ Bulk Liquids (Gallon)
- ☐ Totes, Size
- ☐ Cubic Yard Boxes/Bags
- ☑ Drums, Size 15
- ☐ Other (palletized, 5 gal. Pail, etc.)

Quoted bulk disposal charges for solid materials will be billed by the cubic yard, if the waste density is less than 2,000lbs./cubic yard. If waste density is greater than 2,000 lbs./cubic yard, then bulk disposal charges will be billed by the ton, regardless of the approved container.

Section 3 - Physical Characteristics

3.1) Color: BROWN/CLEAR 3.2) Odor: MILD

3.3) Does this waste contain any "Potentially Odorous Constituents" as defined in the EQ Resource Guide? (Section 3) ○ Yes ● No

3.4) Physical State at 70 °F: ☐ Solid ☐ Dust/Powder ☑ Liquid ☐ Sludge

3.5) What is the pH of this waste? ☐ ≤ 2 ☑ 2.1-4.9 ☐ 5-10 ☐ 10.1-12.4 ☐ ≥ 12.5

3.6) What is the flash point of this waste? ○ <90 °F ○ 90-139 °F ○ 140-199 °F ● ≥ 200 °F

3.7) Does this waste contain? **(check all that apply)**

☐ **None**	☑ Free Liquids	☐ Oily Residue	☐ Metal Fines		
☐ Biodegradable Sorbants	☐ Amines	☐ Ammonia	☐ Water Reactive	☐ Biohazard	☐ Aluminum
☐ Shock Sensitive Waste	☐ Reactive Waste	☐ Radioactive Waste	☐ Explosives	☐ Pyrophoric Waste	☐ Isocyanates
☐ Asbestos - non-friable	☐ Asbestos - friable	☐ Dioxins	☐ Furans		

Section 4 - Composition / Generating Process

4.1) Describe the physical composition of the waste (i.e., soil, water, PPE, debris, key chemical compounds, etc.)

DEIONIZED WATER from 98. to 98. %

HYDROCHLORIC ACID from 2. to 2. %

4.2) Provide a detailed description of the process generating this waste. (attach flow diagram if available).

DECONTAMINATION WATER FROM SITE INVESTIGATION WORK.

Section 5 - Is This Hazardous Waste?

Please refer to Section 5 of the EQ Resource Guide for a list of waste codes.

As determined by 40 CFR, Part 261 and Michigan Act 451 Rules: **Please list applicable waste code(s):**

5.1) Is this an EPA RCRA listed hazardous waste (F, K, P or U)? ○ Yes ● No

Comments:

5.2) Is this an EPA RCRA characteristic hazardous waste (D001-D043)? ○ Yes ● No

Comments:

5.3) Do any State Hazardous Waste Codes apply? ○ Yes ● No

Comments:

5.4) Is this waste intended for wastewater treatment? ○ Yes* ● No

If you answered "No" to questions 5.1, 5.2, and 5.3, please skip to Section 7.
****If you answered "Yes" to question 5.4, please complete the WCR Addendum.***

Section 6 - Hazardous Wastes

6.1) Does this waste exceed Land Disposal Restriction Levels? ○ Yes ● No

6.1a) If this waste stream is greater than 50% soil, does it meet the alternative soil treatment standards of 40 CFR 268.49? ○ Yes ● No

6.1b) Does this waste contain greater than 50% debris, by volume? (Debris is greater than 2.5 inches in size.) ○ Yes ● No

6.2) Is the waste an oxidizer (D001)? ○ Yes ● No

6.3) Does this waste contain reactive cyanide ≥ 250 ppm (D003)? ○ Yes ● No

6.4) Does this waste contain reactive sulfide ≥ 500 ppm (D003)? ○ Yes ● No

6.5) Please indicate which constituent concentrations are below or above the regulatory level. Please indicate the basis used in the determination. Either 'Below' or 'Above' **MUST** be checked for each constituent.

Based On: ○ **Generator Knowledge** ● **Analysis*** ○ **MSDS***

***Please forward a copy. Analysis or MSDS are required for EQ Florida Non-hazardous wastes.**

Code	Regulatory Level TCLP (mg/l)			Concentration (if above)
D004	Arsenic	5	● Below ○ Above	
D005	Barium	100	● Below ○ Above	
D006	Cadmium	1	● Below ○ Above	
D007	Chromium	5	● Below ○ Above	
D008	Lead	5	● Below ○ Above	
D009	Mercury	0.2	● Below ○ Above	
D010	Selenium	1	● Below ○ Above	
D011	Silver	5	● Below ○ Above	
D012	Endrin	0.02	● Below ○ Above	
D013	Lindane	0.4	● Below ○ Above	
D014	Methoxychlor	10	● Below ○ Above	
D015	Toxaphene	0.5	● Below ○ Above	
D016	2,4-D	10	● Below ○ Above	
D017	2,4,5-TP (Silvex)	1	● Below ○ Above	
D018	Benzene	0.5	● Below ○ Above	
D019	Carbon Tetrachloride	0.5	● Below ○ Above	
D020	Chlordane	0.03	● Below ○ Above	
D021	Chlorobenzene	100	● Below ○ Above	
D022	Chloroform	6.0	● Below ○ Above	
D023	o-Cresol	200	● Below ○ Above	

Code	Regulatory Level TCLP (mg/l)			Concentration (if above)
D024	m-Cresol	200	● Below ○ Above	
D025	p-Cresol	200	● Below ○ Above	
D026	Cresols	200	● Below ○ Above	
D027	1,4-Dichlorobenzene	7.5	● Below ○ Above	
D028	1,2-Dicholoroethane	0.5	● Below ○ Above	
D029	1,1-Dichloroethylene	0.7	● Below ○ Above	
D030	2,4-Dinitrotoluene	0.13	● Below ○ Above	
D031	Heptachlor	0.008	● Below ○ Above	
D032	Hexachlorobenzene	0.13	● Below ○ Above	
D033	Hexachlorobutadiene	0.5	● Below ○ Above	
D034	Hexachloroethane	3.0	● Below ○ Above	
D035	Methyl Ethyl Ketone	200	● Below ○ Above	
D036	Nitrobenzene	2	● Below ○ Above	
D037	Pentachlorophenol	100	● Below ○ Above	
D038	Pyridine	5	● Below ○ Above	
D039	Tetrachloroethylene	0.7	● Below ○ Above	
D040	Trichloroethylene	0.5	● Below ○ Above	
D041	2,4,5-Trichlorophenol	400	● Below ○ Above	
D042	2,4,6-Trichlorophenol	2	● Below ○ Above	
D043	Vinyl Chloride	0.2	● Below ○ Above	

6.6) If this is a characteristic hazardous waste, does it contain underlying hazardous constituents? ○ Yes ○ No

If you answered 'Yes', please list the constituents in Section 11.

Section 7 - Non-Hazardous Wastes

For a complete list of non-hazardous waste codes, please refer to Section 7 of the EQ Resource Guide.

Applicable waste code(s):

7.1) Is this a Michigan non-hazardous liquid industrial waste? ○ Yes ● No

Comments:

7.2) Is this a Universal waste? ○ Yes ● No

7.3) Is this a Recyclable Commodity? (e.g.: computer monitors, free mercury, etc.) ○ Yes ● No

7.4) Is this waste a recoverable petroleum product? ○ Yes ● No

7.5) Is this waste used oil as defined by 40 CFR Part 279? ○ Yes ● No

Section 8 - TSCA Information

8.1) What is the concentration of PCBs in the waste? ● None ○ 0-5 ppm ○ 6-49 ppm ○ 50-499 ppm ○ 500+ ppm

8.2) Does the waste contain PCB contamination from a source with a concentration ≥ 50 ppm? ○ Yes ● No

If you answered 'None' to 8.1 and 'No' to 8.2, please skip to Section 9.

8.3) Has this waste been processed into a non-liquid form? ○ Yes ○ No

If yes, what was the concentration of PCBs prior to processing? (ppm) ○ N/A ○ 0-499 ○ 500+

8.4) Is the non-liquid PCB waste in the form of soil, rags, debris, or other contaminated media? ○ Yes ○ No

8.5) Are you a PCB capacitor manufacturer or a PCB equipment manufacturer? ○ Yes ○ No

8.6) Has the PCB Article (e.g., transformer, hydraulic machine, PCB-contaminated electrical equipment) been drained/flushed of all PCBs and decontaminated in accordance with 40 CFR 761.60(b)? ○ N/A ○ Yes ○ No

Section 9 - Clean Air Act Information

9.1) Is this waste subject to regulation under 40 CFR, Part 63, Subpart DD or 40 CFR, Part 264, Subpart CC (RCRA)? ○ Yes ● No
(Does the waste contain >500 ppm Volatile Organic Hazardous Air Pollutants - VOHAP's or Volatile Organic Compounds - VOC's?)
For a complete list of VOHAPs, please see Section 11 of the EQ Resource Guide.

9.2) Is this site, or waste, subject to any other MACT or NESHAP? ○ Yes ● No
If yes, please specify:

9.3) Does this waste stream contain Benzene? ○ Yes ● No
If you answered "No" to question 9.2, please skip to section 10.

9.4) Does the waste stream come from a facility with one of the SIC/NAICS codes listed under the Benzene NESHAP identified in 40 CFR 61, Subpart FF? ○ Yes ○ No

9.5) Is the generating source of this waste stream a facility with Total Annual Benzene (TAB) ≥ 10 Mg/year? ○ Yes ○ No
For assistance in calculating the TAB, please see the TAB Worksheet in Section 9 of the EQ Resource Guide.

If you answered "No" to question 9.3 and 9.4, please skip to Section 10.

9.6) Does the waste contain > 10% water? ○ Yes ○ No

9.7) What is the TAB quantity for your facility? Mg/year

9.8) Does the waste contain >1.0 mg/kg total Benzene? ○ Yes ○ No

9.9) What is the total Benzene concentration in your waste? (concentration) (unit)

(Supporting analysis must be attached. Do not use TCLP analytical results. Acceptable laboratory methods include 8020, 8240, 8260, 602 and 624.)

*For a list of NAICS codes, please refer to section 9 of the EQ Resource Guide.

Section 10 - Fuel Blending Information

10.1) Is this waste intended for fuel blending? ○ Yes* ● No

If you answered 'Yes' to question 10.1, please enter the following:

Heat value (BTU/lb.) _____

Chlorine (%) _____

Water (%) _____

Solids (%) _____

10.2) Is this waste intended for reclamation? ○ Yes ● No (5-Gallon Sample required for all reclaim waste streams)

Section 11 - Constituent Information

Please identify your waste constituents from these four categories: **Underlying Hazardous Constituents (UHC's), Volatile Organic Hazardous Air Pollutants (VOHAP's), Volatile Organic Compounds (VOC's) and Toxic Release Inventory Constituents (TRI)**

Constituent	Concentration	UHC?

Please see Section 11 of the EQ Resource Guide for a list of UHC's, VOHAP's and VOC's. For a complete list of TRI constituents, please refer to 40 CFR 372.65.

Section 12 - Certification

I certify that all information (including attachments) is complete and factual and is an accurate representation of the known and suspected hazards, pertaining to the waste described herein. I authorize EQ's Resource Team to add supplemental information to the waste approval file, provided I am contacted and give verbal permission. I authorize EQ's Resource Team to obtain a sample from any waste shipment for purposes of verification and confirmation. I agree that, if EQ approves the waste described herein, all such wastes that are transported, delivered, or tendered to EQ by Generator or on Generator's behalf shall be subject to, and Generator shall be bound by, the attached Standard Terms and Conditions.

Comments:

Generator: Mark Patterson — Mark Patterson

Authorized Generator Signature — *Printed Generator Name*

Company: Ravenna AAP Title: Facility Manager Date: 6-21-10

The generator's signature MUST appear on the EQ Waste Characterization Report. If the generator has authorized a third party to certify this document, a written notice (on generator letterhead) must accompany this submittal. Although the EQ Resource Team is authorized to make certain modifications to the information provided on this form, the addition or removal of waste codes and waste constituents must be documented by the generator.

STANDARD TERMS AND CONDITIONS

The Agreement between the Customer and EQ - The Environmental Quality Company and/or its member companies (hereinafter "EQ") related to or associated with Delivered Waste, as herein defined, shall be governed by the following Standard Terms and Conditions in addition to the terms and conditions contained in any Waste Characterization Report, Customer Approval Quote Confirmation, Generator Approval Notification, Notice of Waste Approval Expiration, and/or Credit Agreement associated with such Delivered Waste.

The Customer may use its standard forms (such as purchase orders, acknowledgments of orders, and invoices) to administer its dealings under this Agreement for convenience purposes, but all provisions thereof in conflict with these terms and conditions shall be deemed stricken.

Definitions.

The following definitions shall apply for purposes of this Agreement:

"Acceptable Waste" shall mean any hazardous waste, as defined under applicable State or federal law, determined by EQ as acceptable for treatment and/or disposal in accordance with this Agreement.

"Delivered Wastes" shall mean all wastes (i) which are transported, delivered, or tendered to EQ by the Customer; (ii) which the Customer has arranged for the transport, delivery or tender to EQ; or (iii)) which are transported, delivered, or tendered to EQ under a Credit Agreement between the Customer and EQ.

"Non-Conforming Wastes" shall mean wastes that (a) are not in accordance in all material respects with the warranties, descriptions, specifications or limitations stated in the Waste Characterization Report and this Agreement; (b) have constituents or components of a type or concentration not specifically identified in the Waste Characterization Report (i) which increase the nature or extent of the hazard and risk undertaken by EQ in treating and/or disposing of the waste, or (ii) for whose treatment and/or disposal a Waste Management Facility is not designed or permitted, or (iii) which increase the cost of treatment and/or disposal of waste beyond that specified in EQ's price quote; or (c) are not properly packaged, labeled, described, or placarded, or otherwise not in compliance with United States Department of Transportation and United States Environmental Protection Agency regulations.

Control of Operations.

EQ shall have sole control over all aspects of the operation of any treatment and/or disposal facility of EQ receiving Delivered Wastes under this Agreement (hereinafter, "Waste Management Facility"), including, without limitation, maintaining EQ's desired volume of Acceptable Wastes being delivered to any Waste Management Facility by the Customer or any other person or entity.

Identification of Waste.

For each waste material to be transported, delivered, or tendered to EQ under this Agreement, the Customer shall provide, or cause to be provided, to EQ a representative sample of the waste material and a completed Waste Characterization Report containing a physical and chemical description or analysis of such waste material, which description shall conform with any and all guidelines for waste acceptance provided by EQ. On the basis of EQ's analysis of such representative sample of the waste material and such Waste Characterization Report, EQ will determine whether such wastes are Acceptable Wastes. EQ does not make any guarantee that it will handle any waste material or any particular quantity or type of waste material, and EQ reserves the right to the decline to transport, treat and/or dispose of waste material. The Customer shall promptly furnish to EQ any information regarding known, suspected or planned changes in the composition of the waste material. Further, the Customer shall promptly inform EQ of any change in the characteristic or condition of the waste material which becomes known to the Customer subsequent to the date of the Waste Characterization Report.

Non-Conforming Wastes.

In the event that EQ at any time discovers that any Delivered Waste is Non-Conforming Waste, EQ may reject or revoke its acceptance of the Non-Conforming Waste. The Customer shall have seven (7) days to direct an alternative lawful manner of disposition of the waste, unless it is necessary by reason of law or otherwise to move the Non-Conforming Waste prior to expiration of the seven (7) day period. If the Customer does not direct an alternative disposal, at its option, EQ may return any such Non-Conforming Wastes to the Customer, and the Customer shall pay or reimburse EQ for all costs and expenses incurred by EQ in connection with the receipt, handling, sampling, analyses, transportation and return to the Customer of such Non-Conforming Wastes. If it is impossible or impractical for EQ to return the Non-Conforming Waste to the Customer, the Customer shall reimburse EQ for all costs, of any type or nature whatsoever, incurred by EQ, solely because such Delivered Waste was Non-Conforming Waste (including, but not limited to, all costs associated with any remedial steps necessary, due to the nature of the Non-Conforming Waste, in connection with material with which the Non-Conforming Waste may have been commingled and all expenses and charges for analyzing, handling, locating, preparing for transporting, storing and disposing of any Non-Conforming Waste).

Customer Warranty - Title to Wastes.

Either the Customer or the generator (if other than the Customer) shall hold clear title, free of any all liens, claims, encumbrances, and charges to Delivered Waste until such waste is accepted by EQ.

Customer Warranty - Acceptable Wastes.

All Delivered Wastes shall be Acceptable Wastes and shall conform in all material respects to the description and specifications contained in the Waste Characterization Report. The information set forth in the Waste Characterization Report or any manifest, placard or label associated with any Delivered Wastes, or otherwise represented by the Customer or the generator (if other than the Customer) to EQ, is and shall be true, accurate and complete as of the date of receipt of the involved waste by EQ.

Customer Warranty - Compliance with Laws.

The Customer shall comply with all applicable federal, state and local environmental statutes, regulations, and other governmental requirements, as well as directives issued by EQ from time to time, governing the transportation, treatment and/or disposal of Acceptable Wastes, including, but not limited to, all packaging, manifesting, containerization, placarding and labeling requirements.

Customer Warranty - Updating Information.

If the Customer receives information that Delivered Waste or other hazardous waste described in the Waste Characterization Report, or some component of such waste, presents or may present a hazard or risk to persons, property or the environment which was not disclosed to EQ, or if the Customer or generator (if other than the Customer) has changed the process by which such waste results, the Customer shall promptly report such information to EQ in writing.

Customer Indemnity.

The Customer shall indemnify, defend and hold harmless EQ, and its affiliated or related companies, and all of their respective present or future officers, directors, shareholders, employees and agents from and against any and all losses, damages, liabilities, penalties, fines, forfeitures, demands, claims, causes of action, suits, costs and expenses (including, but not limited to, reasonable costs of defense, settlement, and reasonable attorneys' fees), which may be asserted against any or all of them by any person or any governmental agency, or which any or all of them may hereafter suffer, incur, be responsible for or pay out, as a result of or in connection with bodily injuries (including, but not limited to, death, sickness, disease and emotional or mental distress) to any person (including EQ's employees), damage (including, but not limited to, loss of use) to any property (public or private), or any requirements to conduct or incur expense for investigative, removal or remedial expenses in connection with contamination of or adverse effect on the environment, or any violation or alleged violation of any statues, ordinances, orders, rules or regulations of any governmental entity or agency, caused or arising out of (i) a breach of this Agreement by the Customer, (ii) the failure of any warranty of the Customer to be true, accurate and complete, or (iii) any willful or negligent act or omission of the Customer, or its employees or agents in connection with the performance of this Agreement.

Force Majeure.

EQ shall not be liable for any failure to accept, receive, handle, treat, and/or dispose of Delivered Waste due to an act of God, fire, casualty, flood, war, strike, lockout, labor trouble, failure of public utilities, equipment failure, facility shutdown, injunction, accident, epidemic, riot, insurrection, destruction of operation or transportation facilities, the inability to procure materials, equipment, or sufficient personnel or energy in order to meet operational needs without the necessity of allocation, the failure or inability to obtain any governmental approvals or to meet Environmental Requirements (including, but not limited to voluntary or involuntary compliance with any act, exercise, assertion, or requirement of any governmental authority) which may temporarily or permanently prohibit operations of EQ, the Customer, or the Generator, or any other circumstances beyond the control of EQ which prevents or delays performance of any of its obligations under this Agreement.

Governing Laws.

This Agreement shall in all respects be governed by and shall be construed in accordance with the laws of the State of Michigan applied to contracts executed and performed wholly within such state.

EQ - The Environmental Quality Company
Waste Characterization Report

☑ *I authorize EQ - The Environmental Quality Company to choose the appropriate method of waste management, from the technologies offered, at the EQ facilities identified below.*

☐	**Michigan Disposal Waste Treatment Plant** (Stabilization and Treatment)	49350 North I-94 Service Drive, Belleville, Michigan 48111 Phone: 1-800-592-5489 Fax: 1-800-592-5329	EPA ID #MID000724831
☐	**Wayne Disposal, Inc.** (Hazardous & PCB Waste Landfill)	49350 North I-94 Service Drive, Belleville, Michigan 48111 Phone: 1-800-592-5489 Fax: 1-800-592-5329	EPA ID #MID048090633
☑	**EQ Detroit, Inc.** (Stabilization, Wastewater Treatment)	1923 Frederick, Detroit, MI 48211 Phone: 1-800-495-6059 Fax: 1-313-923-3375	EPA ID #MID980991566
☐	**EQ Resource Recovery, Inc.** (Solvent Recycling, Fuel Blending, WW Treatment)	36345 Van Born Road, Romulus, Michigan 48174 Phone: (734) 727-5500 Fax: (734) 326-4033	EPA ID #MID060975844
☐	**EQ Florida, Inc.** (Drum Consolidation, Labpack Decommissioning)	7202 East Eighth Ave., Tampa, FL 33619 Phone: 1-800-624-5302 Fax: 1-813-628-0842	EPA ID #FLD981932494
☐	**EQ Detroit Transfer and Processing** (Drum Transfer/Universal Waste Handling)	2000 Ferry Street, Detroit, MI 48211 Phone: (313) 923-0080 Fax: (313) 922-8419	EPA ID #MIK939928313
☐	**EQIS Indianapolis Transfer and Processing** (Drum Transfer/Non-Hazardous Waste Processing)	2650 N. Shadeland Avenue, Indianapolis, IN 46219 Phone: (317) 247-7160 Fax: (317) 247-7170	EPA ID #INR000125641
☐	**EQIS Atlanta Transfer and Processing** (Drum Transfer/Non-Hazardous Waste Processing)	5600 Fulton Industrial Blvd., Atlanta, Georgia 30336 Phone: (404) 494-3520 Fax: (404) 494-3560	EPA ID #GAR000039776
☐	**EQ Augusta, Inc.** (Wastewater Treatment)	3920 Goshen Industrial Blvd., Augusta, GA 30906 Phone: 706-771-9100 Fax: 706-771-9124	EPA ID #GAR000011817
☐	**EQ Ohio (Envirite of Ohio)** (Stabilization and Treatment)	2050 Central Avenue, SE, Canton, OH 44707 Phone: 330-456-6238 Fax: 330-456-2801	EPA ID #OHD980568992
☐	**EQ Pennsylvania (Envirite of Pennsylvania)** (Stabilization and Treatment)	730 Vogelsong Road, York, PA 17404 Phone: 717-846-1900 Fax: 717-854-6757	EPA ID #PAD010154045

Please note, this profile should not be used for wastes destined to EQ Illinois (Envirite of Illinois). For more information, please contact our National Service Center at (800)592-5489.

Waste Common Name: Investigation Derived SOIL

Section 1 - Generator & Customer Info

SIC/NAICS*:

Generator EPA ID: OH5-210-020-736

Generator: RAVENNA ARMY AMMUNITION DEPOT
Address: 8451 STATE ROUTE 5
City: RAVENNA
State: OH Zip: 44266-9297
County:

Mailing Address
Address: 8451 STATE ROUTE 5
City: RAVENNA
State: OH Zip: 44266-9297

Generator Contact
Name: MARK PATTERSON
Title: ENV. REP.
Phone: (330) 358-7311
Fax: (330) 358-7314

*For a list of NAICS codes, please refer to Section 9 of the EQ Resource Guide.

EQ Customer No.: 848

Invoicing Company
Company: AMERICAN WASTE MGMT-OH 5
Address: ONE AMERICAN WAY
City: WARREN
State: OH Zip: 44484-5555
Country:

Invoicing Contact
Name:
Phone: ( ) -
Fax: ( ) -

Technical Contact
Name:
Phone: ( ) -
Fax: ( ) -
Mobile: ( ) - Pager: ( ) -
E-mail:

Section 2 - Shipping & Packaging Info

2.1) Shipping Volume & Unit: 12 X 55 Frequency: One Time Only

2.2) DOT Shipping Name: NON-REGULATED SOLID MATERIAL

2.3) Is this waste surcharge exempt? ○ Yes ● No (If you answered "Yes" to question 2.3, select the Surcharge Exemption reason.)

2.4) Packaging (check all that apply)

- ☐ Bulk Solid (yd^3 < 2000 lbs/yd^3)
- ☐ Bulk Solid (Ton > 2000 lbs./yd^3)
- ☐ Bulk Liquids (Gallon)
- ☐ Totes, Size
- ☐ Cubic Yard Boxes/Bags
- ☑ Drums, Size 55
- ☐ Other (palletized, 5 gal. Pail, etc.)

Quoted bulk disposal charges for solid materials will be billed by the cubic yard, if the waste density is less than 2,000lbs./cubic yard. If waste density is greater than 2,000 lbs./cubic yard, then bulk disposal charges will be billed by the ton, regardless of the approved container.

Section 3 - Physical Characteristics

3.1) Color: BROWN 3.2) Odor: MILD

3.3) Does this waste contain any "Potentially Odorous Constituents" as defined in the EQ Resource Guide? (Section 3) ○ Yes ● No

3.4) Physical State at 70 °F: ☑ Solid ☑ Dust/Powder ☐ Liquid ☐ Sludge

3.5) What is the pH of this waste? ☐ ≤ 2 ☐ 2.1-4.9 ☑ 5-10 ☐ 10.1-12.4 ☐ ≥ 12.5

3.6) What is the flash point of this waste? ○ <90 °F ○ 90-139 °F ○ 140-199 °F ● ≥ 200 °F

3.7) Does this waste contain? **(check all that apply)**

☑ **None**	☐ Free Liquids	☐ Oily Residue	☐ Metal Fines			
☐ Biodegradable Sorbants	☐ Amines	☐ Ammonia	☐ Water Reactive	☐ Biohazard	☐ Aluminum	
☐ Shock Sensitive Waste	☐ Reactive Waste	☐ Radioactive Waste	☐ Explosives	☐ Pyrophoric Waste	☐ Isocyanates	
☐ Asbestos - non-friable	☐ Asbestos - friable	☐ Dioxins	☐ Furans			

Section 4 - Composition / Generating Process

4.1) Describe the physical composition of the waste (i.e., soil, water, PPE, debris, key chemical compounds, etc.)

SOIL CUTTINGS from 100. to 100. %

4.2) Provide a detailed description of the process generating this waste. (attach flow diagram if available).

SOIL CUTTINGS FROM SITE INVESTIGATION OPERATIONS.

Section 5 - Is This Hazardous Waste?

Please refer to Section 5 of the EQ Resource Guide for a list of waste codes.

As determined by 40 CFR, Part 261 and Michigan Act 451 Rules: **Please list applicable waste code(s):**

5.1) Is this an EPA RCRA listed hazardous waste (F, K, P or U)? ○ Yes ● No

Comments:

5.2) Is this an EPA RCRA characteristic hazardous waste (D001-D043)? ○ Yes ● No

Comments:

5.3) Do any State Hazardous Waste Codes apply? ○ Yes ● No

Comments:

5.4) Is this waste intended for wastewater treatment? ○ Yes* ● No

If you answered "No" to questions 5.1, 5.2, and 5.3, please skip to Section 7.
****If you answered "Yes" to question 5.4, please complete the WCR Addendum.***

Section 6 - Hazardous Wastes

6.1) Does this waste exceed Land Disposal Restriction Levels? ○ Yes ● No

6.1a) If this waste stream is greater than 50% soil, does it meet the alternative soil treatment standards of 40 CFR 268.49? ○ Yes ● No

6.1b) Does this waste contain greater than 50% debris, by volume? (Debris is greater than 2.5 inches in size.) ○ Yes ● No

6.2) Is the waste an oxidizer (D001)? ○ Yes ● No

6.3) Does this waste contain reactive cyanide ≥ 250 ppm (D003)? ○ Yes ● No

6.4) Does this waste contain reactive sulfide ≥ 500 ppm (D003)? ○ Yes ● No

6.5) Please indicate which constituent concentrations are below or above the regulatory level. Please indicate the basis used in the determination. Either 'Below' or 'Above' **MUST** be checked for each constituent.

Based On: ○ **Generator Knowledge** ● **Analysis*** ○ **MSDS***

***Please forward a copy. Analysis or MSDS are required for EQ Florida Non-hazardous wastes.**

Code	Regulatory Level TCLP (mg/l)			Concentration (If above)
D004	Arsenic	5	● Below ○ Above	
D005	Barium	100	● Below ○ Above	
D006	Cadmium	1	● Below ○ Above	
D007	Chromium	5	● Below ○ Above	
D008	Lead	5	● Below ○ Above	
D009	Mercury	0.2	● Below ○ Above	
D010	Selenium	1	● Below ○ Above	
D011	Silver	5	● Below ○ Above	
D012	Endrin	0.02	● Below ○ Above	
D013	Lindane	0.4	● Below ○ Above	
D014	Methoxychlor	10	● Below ○ Above	
D015	Toxaphene	0.5	● Below ○ Above	
D016	2,4-D	10	● Below ○ Above	
D017	2,4,5-TP (Silvex)	1	● Below ○ Above	
D018	Benzene	0.5	● Below ○ Above	
D019	Carbon Tetrachloride	0.5	● Below ○ Above	
D020	Chlordane	0.03	● Below ○ Above	
D021	Chlorobenzene	100	● Below ○ Above	
D022	Chloroform	6.0	● Below ○ Above	
D023	o-Cresol	200	● Below ○ Above	

Code	Regulatory Level TCLP (mg/l)			Concentration (If above)
D024	m-Cresol	200	● Below ○ Above	
D025	p-Cresol	200	● Below ○ Above	
D026	Cresols	200	● Below ○ Above	
D027	1,4-Dichlorobenzene	7.5	● Below ○ Above	
D028	1,2-Dicholoroethane	0.5	● Below ○ Above	
D029	1,1-Dichloroethylene	0.7	● Below ○ Above	
D030	2,4-Dinitrotoluene	0.13	● Below ○ Above	
D031	Heptachlor	0.008	● Below ○ Above	
D032	Hexachlorobenzene	0.13	● Below ○ Above	
D033	Hexachlorobutadiene	0.5	● Below ○ Above	
D034	Hexachloroethane	3.0	● Below ○ Above	
D035	Methyl Ethyl Ketone	200	● Below ○ Above	
D036	Nitrobenzene	2	● Below ○ Above	
D037	Pentachlorophenol	100	● Below ○ Above	
D038	Pyridine	5	● Below ○ Above	
D039	Tetrachloroethylene	0.7	● Below ○ Above	
D040	Trichloroethylene	0.5	● Below ○ Above	
D041	2,4,5-Trichlorophenol	400	● Below ○ Above	
D042	2,4,6-Trichlorophenol	2	● Below ○ Above	
D043	Vinyl Chloride	0.2	● Below ○ Above	

6.6) If this is a characteristic hazardous waste, does it contain underlying hazardous constituents? ○ Yes ○ No

If you answered 'Yes', please list the constituents in Section 11.

Section 7 - Non-Hazardous Wastes

For a complete list of non-hazardous waste codes, please refer to Section 7 of the EQ Resource Guide.

Applicable waste code(s):

7.1) Is this a Michigan non-hazardous liquid industrial waste? ○ Yes ● No

Comments:

7.2) Is this a Universal waste? ○ Yes ● No

7.3) Is this a Recyclable Commodity? (e.g.: computer monitors, free mercury, etc.) ○ Yes ● No

7.4) Is this waste a recoverable petroleum product? ○ Yes ● No

7.5) Is this waste used oil as defined by 40 CFR Part 279? ○ Yes ● No

Section 8 - TSCA Information

8.1) What is the concentration of PCBs in the waste? ● None ○ 0-5 ppm ○ 6-49 ppm ○ 50-499 ppm ○ 500+ ppm

8.2) Does the waste contain PCB contamination from a source with a concentration ≥ 50 ppm? ○ Yes ● No

If you answered 'None' to 8.1 and 'No' to 8.2, please skip to Section 9.

8.3) Has this waste been processed into a non-liquid form? ○ Yes ○ No

If yes, what was the concentration of PCBs prior to processing? (ppm) ○ N/A ○ 0-499 ○ 500+

8.4) Is the non-liquid PCB waste in the form of soil, rags, debris, or other contaminated media? ○ Yes ○ No

8.5) Are you a PCB capacitor manufacturer or a PCB equipment manufacturer? ○ Yes ○ No

8.6) Has the PCB Article (e.g., transformer, hydraulic machine, PCB-contaminated electrical equipment) been drained/flushed of all PCBs and decontaminated in accordance with 40 CFR 761.60(b)? ○ N/A ○ Yes ○ No

Section 9 - Clean Air Act Information

9.1) Is this waste subject to regulation under 40 CFR, Part 63, Subpart DD or 40 CFR, Part 264, Subpart CC (RCRA)? ○ Yes ● No
(Does the waste contain >500 ppm Volatile Organic Hazardous Air Pollutants - VOHAP's or Volatile Organic Compounds - VOC's?)
For a complete list of VOHAPs, please see Section 11 of the EQ Resource Guide.

9.2) Is this site, or waste, subject to any other MACT or NESHAP? ○ Yes ● No
If yes, please specify:

9.3) Does this waste stream contain Benzene? ○ Yes ● No
If you answered "No" to question 9.2, please skip to section 10.

9.4) Does the waste stream come from a facility with one of the SIC/NAICS codes listed under the Benzene NESHAP identified in 40 CFR 61, Subpart FF? ○ Yes ○ No

9.5) Is the generating source of this waste stream a facility with Total Annual Benzene (TAB) ≥ 10 Mg/year? ○ Yes ○ No
For assistance in calculating the TAB, please see the TAB Worksheet in Section 9 of the EQ Resource Guide.

If you answered "No" to question 9.3 and 9.4, please skip to Section 10.

9.6) Does the waste contain > 10% water? ○ Yes ○ No

9.7) What is the TAB quantity for your facility? Mg/year

9.8) Does the waste contain >1.0 mg/kg total Benzene? ○ Yes ○ No

9.9) What is the total Benzene concentration in your waste? (concentration) (unit)

(Supporting analysis must be attached. Do not use TCLP analytical results. Acceptable laboratory methods include 8020, 8240, 8260, 602 and 624.)

*For a list of NAICS codes, please refer to section 9 of the EQ Resource Guide.

Section 10 - Fuel Blending Information

10.1) Is this waste intended for fuel blending? ○ Yes* ● No

If you answered 'Yes' to question 10.1, please enter the following:

Heat value (BTU/lb.) _____

Chlorine (%) _____

Water (%) _____

Solids (%) _____

10.2) Is this waste intended for reclamation? ○ Yes ● No (5-Gallon Sample required for all reclaim waste streams)

Section 11 - Constituent Information

Please identify your waste constituents from these four categories: **Underlying Hazardous Constituents (UHC's), Volatile Organic Hazardous Air Pollutants (VOHAP's), Volatile Organic Compounds (VOC's) and Toxic Release Inventory Constituents (TRI)**

Constituent	Concentration	UHC?

Please see Section 11 of the EQ Resource Guide for a list of UHC's, VOHAP's and VOC's. For a complete list of TRI constituents, please refer to 40 CFR 372.65.

Section 12 - Certification

I certify that all information (including attachments) is complete and factual and is an accurate representation of the known and suspected hazards, pertaining to the waste described herein. I authorize EQ's Resource Team to add supplemental information to the waste approval file, provided I am contacted and give verbal permission. I authorize EQ's Resource Team to obtain a sample from any waste shipment for purposes of verification and confirmation. I agree that, if EQ approves the waste described herein, all such wastes that are transported, delivered, or tendered to EQ by Generator or on Generator's behalf shall be subject to, and Generator shall be bound by, the attached Standard Terms and Conditions.

Comments:

Generator: Mark Patterson — Mark Patterson

Authorized Generator Signature — *Printed Generator Name*

Company: Ravenna AAP Title: Facility Manager Date: 6-21-10

The generator's signature MUST appear on the EQ Waste Characterization Report. If the generator has authorized a third party to certify this document, a written notice (on generator letterhead) must accompany this submittal. Although the EQ Resource Team is authorized to make certain modifications to the information provided on this form, the addition or removal of waste codes and waste constituents must be documented by the generator.

STANDARD TERMS AND CONDITIONS

The Agreement between the Customer and EQ - The Environmental Quality Company and/or its member companies (hereinafter "EQ") related to or associated with Delivered Waste, as herein defined, shall be governed by the following Standard Terms and Conditions in addition to the terms and conditions contained in any Waste Characterization Report, Customer Approval Quote Confirmation, Generator Approval Notification, Notice of Waste Approval Expiration, and/or Credit Agreement associated with such Delivered Waste.

The Customer may use its standard forms (such as purchase orders, acknowledgments of orders, and invoices) to administer its dealings under this Agreement for convenience purposes, but all provisions thereof in conflict with these terms and conditions shall be deemed stricken.

Definitions.

The following definitions shall apply for purposes of this Agreement:

"Acceptable Waste" shall mean any hazardous waste, as defined under applicable State or federal law, determined by EQ as acceptable for treatment and/or disposal in accordance with this Agreement.

"Delivered Wastes" shall mean all wastes (i) which are transported, delivered, or tendered to EQ by the Customer; (ii) which the Customer has arranged for the transport, delivery or tender to EQ; or (iii)) which are transported, delivered, or tendered to EQ under a Credit Agreement between the Customer and EQ.

"Non-Conforming Wastes" shall mean wastes that (a) are not in accordance in all material respects with the warranties, descriptions, specifications or limitations stated in the Waste Characterization Report and this Agreement; (b) have constituents or components of a type or concentration not specifically identified in the Waste Characterization Report (i) which increase the nature or extent of the hazard and risk undertaken by EQ in treating and/or disposing of the waste, or (ii) for whose treatment and/or disposal a Waste Management Facility is not designed or permitted, or (iii) which increase the cost of treatment and/or disposal of waste beyond that specified in EQ's price quote; or (c) are not properly packaged, labeled, described, or placarded, or otherwise not in compliance with United States Department of Transportation and United States Environmental Protection Agency regulations.

Control of Operations.

EQ shall have sole control over all aspects of the operation of any treatment and/or disposal facility of EQ receiving Delivered Wastes under this Agreement (hereinafter, "Waste Management Facility"), including, without limitation, maintaining EQ's desired volume of Acceptable Wastes being delivered to any Waste Management Facility by the Customer or any other person or entity.

Identification of Waste.

For each waste material to be transported, delivered, or tendered to EQ under this Agreement, the Customer shall provide, or cause to be provided, to EQ a representative sample of the waste material and a completed Waste Characterization Report containing a physical and chemical description or analysis of such waste material, which description shall conform with any and all guidelines for waste acceptance provided by EQ. On the basis of EQ's analysis of such representative sample of the waste material and such Waste Characterization Report, EQ will determine whether such wastes are Acceptable Wastes. EQ does not make any guarantee that it will handle any waste material or any particular quantity or type of waste material, and EQ reserves the right to the decline to transport, treat and/or dispose of waste material. The Customer shall promptly furnish to EQ any information regarding known, suspected or planned changes in the composition of the waste material. Further, the Customer shall promptly inform EQ of any change in the characteristic or condition of the waste material which becomes known to the Customer subsequent to the date of the Waste Characterization Report.

Non-Conforming Wastes.

In the event that EQ at any time discovers that any Delivered Waste is Non-Conforming Waste, EQ may reject or revoke its acceptance of the Non-Conforming Waste. The Customer shall have seven (7) days to direct an alternative lawful manner of disposition of the waste, unless it is necessary by reason of law or otherwise to move the Non-Conforming Waste prior to expiration of the seven (7) day period. If the Customer does not direct an alternative disposal, at its option, EQ may return any such Non-Conforming Wastes to the Customer, and the Customer shall pay or reimburse EQ for all costs and expenses incurred by EQ in connection with the receipt, handling, sampling, analyses, transportation and return to the Customer of such Non-Conforming Wastes. If it is impossible or impractical for EQ to return the Non-Conforming Waste to the Customer, the Customer shall reimburse EQ for all costs, of any type or nature whatsoever, incurred by EQ, solely because such Delivered Waste was Non-Conforming Waste (including, but not limited to, all costs associated with any remedial steps necessary, due to the nature of the Non-Conforming Waste, in connection with material with which the Non-Conforming Waste may have been commingled and all expenses and charges for analyzing, handling, locating, preparing for transporting, storing and disposing of any Non-Conforming Waste).

Customer Warranty - Title to Wastes.

Either the Customer or the generator (if other than the Customer) shall hold clear title, free of any all liens, claims, encumbrances, and charges to Delivered Waste until such waste is accepted by EQ.

Customer Warranty - Acceptable Wastes.

All Delivered Wastes shall be Acceptable Wastes and shall conform in all material respects to the description and specifications contained in the Waste Characterization Report. The information set forth in the Waste Characterization Report or any manifest, placard or label associated with any Delivered Wastes, or otherwise represented by the Customer or the generator (if other than the Customer) to EQ, is and shall be true, accurate and complete as of the date of receipt of the involved waste by EQ.

Customer Warranty - Compliance with Laws.

The Customer shall comply with all applicable federal, state and local environmental statutes, regulations, and other governmental requirements, as well as directives issued by EQ from time to time, governing the transportation, treatment and/or disposal of Acceptable Wastes, including, but not limited to, all packaging, manifesting, containerization, placarding and labeling requirements.

Customer Warranty - Updating Information.

If the Customer receives information that Delivered Waste or other hazardous waste described in the Waste Characterization Report, or some component of such waste, presents or may present a hazard or risk to persons, property or the environment which was not disclosed to EQ, or if the Customer or generator (if other than the Customer) has changed the process by which such waste results, the Customer shall promptly report such information to EQ in writing.

Customer Indemnity.

The Customer shall indemnify, defend and hold harmless EQ, and its affiliated or related companies, and all of their respective present or future officers, directors, shareholders, employees and agents from and against any and all losses, damages, liabilities, penalties, fines, forfeitures, demands, claims, causes of action, suits, costs and expenses (including, but not limited to, reasonable costs of defense, settlement, and reasonable attorneys' fees), which may be asserted against any or all of them by any person or any governmental agency, or which any or all of them may hereafter suffer, incur, be responsible for or pay out, as a result of or in connection with bodily injuries (including, but not limited to, death, sickness, disease and emotional or mental distress) to any person (including EQ's employees), damage (including, but not limited to, loss of use) to any property (public or private), or any requirements to conduct or incur expense for investigative, removal or remedial expenses in connection with contamination of or adverse effect on the environment, or any violation or alleged violation of any statues, ordinances, orders, rules or regulations of any governmental entity or agency, caused or arising out of (i) a breach of this Agreement by the Customer, (ii) the failure of any warranty of the Customer to be true, accurate and complete, or (iii) any willful or negligent act or omission of the Customer, or its employees or agents in connection with the performance of this Agreement.

Force Majeure.

EQ shall not be liable for any failure to accept, receive, handle, treat, and/or dispose of Delivered Waste due to an act of God, fire, casualty, flood, war, strike, lockout, labor trouble, failure of public utilities, equipment failure, facility shutdown, injunction, accident, epidemic, riot, insurrection, destruction of operation or transportation facilities, the inability to procure materials, equipment, or sufficient personnel or energy in order to meet operational needs without the necessity of allocation, the failure or inability to obtain any governmental approvals or to meet Environmental Requirements (including, but not limited to voluntary or involuntary compliance with any act, exercise, assertion, or requirement of any governmental authority) which may temporarily or permanently prohibit operations of EQ, the Customer, or the Generator, or any other circumstances beyond the control of EQ which prevents or delays performance of any of its obligations under this Agreement.

Governing Laws.

This Agreement shall in all respects be governed by and shall be construed in accordance with the laws of the State of Michigan applied to contracts executed and performed wholly within such state.

NON-HAZARDOUS WASTE MANIFEST

1. Generator ID Number	2. Page 1 of	3. Emergency Response Phone	4. Waste Tracking Number
OH5 210 020 736	1	(800) 275-6629	032993

5. Generator's Name and Mailing Address: RAVENNA ARMY AMMUNITION DEP
8451 STATE ROUTE 5
RAVENNA, OH 44266-9297
Generator's Phone: (330) 358-7311
Generator's Site Address (if different than mailing address)

6. Transporter 1 Company Name: ENVIROSERVE (216) 642-1311 — U.S. EPA ID Number: OH0987050564

7. Transporter 2 Company Name — U.S. EPA ID Number

8. Designated Facility Name and Site Address: EQ DETROIT, INC.
1923 FREDERICK
DETROIT, MI 48211
Facility's Phone: (313) 347-1300
U.S. EPA ID Number: MID 980 991 566

	9. Waste Shipping Name and Description	10. Containers No.	10. Containers Type	11. Total Quantity	12. Unit Wt./Vol.	
1.	NON-REGULATED LIQUID MATERIAL	007	DM	00385	G	
2.	NON-REGULATED LIQUID MATERIAL	001	DF	00015	G	
3.	NON-REGULATED SOLID MATERIAL	012	DM	06000	P	
4.						

13. Special Handling Instructions and Additional Information
1 G108920DET / Investigation Derived Water 2 G108026DET / Investigation Derived Decon Water(pH 2.3) 3 G102010DET / Investigation Derived SOIL

14. GENERATOR'S CERTIFICATION: I certify the materials described above on this manifest are not subject to federal regulations for reporting proper disposal of Hazardous Waste.

Generator's/Offeror's Printed/Typed Name: Mark — Signature — Month: 07 Day: 13 Year: 10

INT'L
15. International Shipments ☐ Import to U.S. ☐ Export from U.S. Port of entry/exit:
Transporter Signature (for exports only): Date leaving U.S.:

TRANSPORTER
16. Transporter Acknowledgment of Receipt of Materials

Transporter 1 Printed/Typed Name: GARY GREEN AWAIT — Signature — Month: 07 Day: 13 Year: 10

Transporter 2 Printed/Typed Name — Signature — Month — Day — Year

DESIGNATED FACILITY
17. Discrepancy

17a. Discrepancy Indication Space ☐ Quantity ☐ Type ☐ Residue ☐ Partial Rejection ☐ Full Rejection

Manifest Reference Number:

17b. Alternate Facility (or Generator) — U.S. EPA ID Number
Facility's Phone:

17c. Signature of Alternate Facility (or Generator) — Month — Day — Year

18. Designated Facility Owner or Operator: Certification of receipt of materials covered by the manifest except as noted in Item 17a

Printed/Typed Name — Signature — Month — Day — Year

Appendix F-2. Ohio EPA Approval of Waste Characterization

THIS PAGE INTENTIONALLY LEFT BLANK.

OhioEPA
State of Ohio Environmental Protection Agency
Northeast District Office

2110 East Aurora Rd.
Twinsburg, Ohio 44087

TELE: (330) 963-1200 FAX: (330) 487-0769
www.epa.state.oh.us

Ted Strickland, Governor
Lee Fisher, Lieutenant Governor
Chris Korleski, Director

June 2, 2010

CERTIFIED MAIL

Mr. Mark Patterson
Installation Manager
Ravenna Army Ammunition Plant
8451 State Route 5
Ravenna, OH 44266

RE: ***RAVENNA ARMY AMMUNITION PLANT, PORTAGE/TRUMBULL COUNTIES, DRAFT, INVESTIGATION DERIVEDWASTE AND DISPOSAL PLAN, FWGWMP, FOR THE "IMPLEMENTATION OF REMEDIAL INVESTIGATION WORK PLAN-CHARACTERIZATION AND DISPOSAL, LETTER REPORT FOR SOIL CUTTINGS AND DECONTAMINATION FLUIDS" DATED MAY 25, 2010***

Dear Mr. Patterson:

The Ohio Environmental Protection Agency (Ohio EPA) has received and reviewed the "Implementation of Remedial Investigation Work Plan-characterization and Disposal Letter Report for Soil cuttings and Decontamination Fluids" at the Ravenna Army Ammunition Plant, Ravenna, OH document. This document was received at Ohio EPA, Northeast District Office (NEDO), Division of Emergency and Remedial response (DERR), and is dated May 25, 2010. The document was prepared for the U.S. Army Corps of Engineers (USACE) – Louisville District, by SAIC Engineering of Ohio, Inc., under contract no. W912QR-04-D-0028.

The report is approved and Ohio EPA concurs that the generation of Investigation Derived Waste (IDW) consisting of purged water may be disposed of as non-contaminated, non-hazardous waste and that it be sent off-site for disposal to a permitted water treatment facility.

If you have any questions, please call me at (330) 963-1207.

Sincerely,

Vicki Deppisch
Project Coordinator
Division of Emergency and Remedial Response

VD:ddw

cc: Eileen Mohr, Ohio EPA, NEDO, DERR
Amanda Trent, SAIC Twinsburg, OH
Katie Elgin, OHARNG RTLS
Maj. Ed Meade, OHARNG RTLS
Glen Beckham, USACE Louisville
Mark Nichter, USACE Louisville
Mark Krivansky, AEC

ec: Mike Eberle, Ohio EPA, NEDO, DERR
Todd Fisher, Ohio EPA, NEDO, DERR

Printed on recycled paper

Ohio EPA is an Equal Opportunity Employer

APPENDIX G

Human Health Risk Assessment Tables

THIS PAGE INTENTIONALLY LEFT BLANK.

LIST OF TABLES

Table G-1. SRC and COPC Screening for Shallow Surface Soil (0-1 ft bgs ISM Samples) at the Building 1200 Area of Concern 1
Table G-2. SRC and COPC Screening for Deep Surface Soil (1-4 ft bgs Discrete Samples) at the Building 1200 Area of Concern 3
Table G-3. SRC and COPC Screening for Sediment (ISM Samples) at the Building 1200 Area of Concern 4
Table G-4. SRC and COPC Screening for Sediment at the Building 1200 Area of Concern 5
Table G-5. SRC and COPC Screening for Surface Water at the Building 1200 Area of Concern..... 6
Table G-6. Exposure Factors Used to Calculate FWCUGs..... 7
Table G-7. COC Screening for Shallow Surface Soil (0-1 ft bgs ISM Samples) at the Building 1200 Area of Concern Representative Receptor: National Guard Trainee 11
Table G-8. Sum-of-Ratios for Carcinogens COC Screening for Shallow Surface Soil (0-1 ft bgs ISM Samples) at the Building 1200 Area of Concern Representative Receptor: National Guard Trainee..... 12
Table G-9. COC Screening for Deep Surface Soil (1-3 ft bgs Discrete Samples) at the Building 1200 Area of Concern Representative Receptor: National Guard Trainee 13
Table G-10. COC Screening for Sediment (0-0.5 ft bgs ISM Samples) at the Building 1200 Area of Concern Representative Receptor: National Guard Trainee 14
Table G-11. COC Screening for Sediment (0-1.0 ft bgs Samples) at the Building 1200 Area of Concern Representative Receptor: National Guard Trainee..... 15
Table G-12. COC Screening for Surface Water at the Building 1200 Area of Concern Representative Receptor: National Guard Trainee..... 16
Table G-13. Sum-of-Ratios for Carcinogens COC Screening for Surface Water at the Building 1200 Area of Concern Representative Receptor: National Guard Trainee 17
Table G-14. COC Screening for Shallow Surface Soil (0-1 ft bgs ISM Samples) at the Building 1200 Area of Concern Unrestricted Land Use Receptor: Resident Farmer 18
Table G-15. Sum-of-Ratios for Carcinogens COC Screening for Shallow Surface Soil (0-1 ft bgs ISM Samples) at the Building 1200 Area of Concern Unrestricted Land Use Receptor: Resident Farmer 19
Table G-16. COC Screening for Subsurface Soil (1-3 ft bgs Discrete Samples) at the Building 1200 Area of Concern Unrestricted Land Use Receptor: Resident Farmer 20
Table G-17. COC Screening for Sediment (0-0.5 ft bgs ISM Samples) at the Building 1200 Area of Concern Unrestricted Land Use Receptor: Resident Farmer 21
Table G-18. COC Screening for Sediment (0-1.0 ft bgs Sample) at the Building 1200 Area of Concern Unrestricted Land Use Receptor: Resident Farmer..... 22
Table G-19. COC Screening for Surface Water at the Building 1200 Area of Concern Unrestricted Land Use Receptor: Resident Farmer..... 23
Table G-20. Sum-of-Ratios for Carcinogens COC Screening for Surface Water at the Building 1200 Area of Concern Unrestricted Land Use Receptor: Resident Farmer 24

THIS PAGE INTENTIONALLY LEFT BLANK.

Table G-1. SRC and COPC Screening for Shallow Surface Soil (0-1 ft bgs ISM Samples) at the Building 1200 Area of Concern

Analyte (mg/kg)	CAS Number	Freq of Detect	Minimum Detect	Maximum Detect	Average Result	Background Criteria[a]	SRC? (yes/no)	SRC Justification	Screening FWCUG[b] (HQ= 0.1 or Risk=1E-6) RFA	RFC	NGT	Risk Screening Level	Screening Level Source[c]	COPC? (yes/no)	COPC Justification	Station at Max Detect	Date Collected at Max Detect
Metals																	
Aluminum	**7429-90-5**	**13/ 13**	**11200**	**30000**	**14700**	**17700**	**Yes**	**Exceeds background**	**52923**	**7380**	**3496**	**3496**	**NGT**	**Yes**	**Exceeds screening level**	**B12ss-016M**	**11/4/2004**
Antimony	7440-36-0	3/ 12	0.11	0.14	0.547	0.96	No	Below background	13.6	2.82	175	2.82	RFC	No	Below background	B12ss-036M	2/16/2010
Arsenic	7440-38-2	13/ 13	2.7	14	10.1	15.4	No	Below background	0.425	0.524	2.78	0.425	RFA	No	Below background	B12ss-022M	11/10/2004
Barium	7440-39-3	13/ 13	65	320	115	88.4	Yes	Exceeds background	8966	1413	351	351	NGT	No	Below risk screening criteria	B12ss-016M	11/4/2004
Beryllium	7440-41-7	13/ 13	0.51	5.9	1.39	0.88	Yes	Exceeds background	--	--	--	16	RSL	No	Below risk screening criteria	B12ss-016M	11/4/2004
Cadmium	7440-43-9	8/ 13	0.093	3.3	0.431	0	Yes	Exceeds background	22.3	6.41	10.9	6.41	RFC	No	Below risk screening criteria	B12ss-017M	11/5/2004
Calcium	7440-70-2	13/ 13	586	190000	25800	15800	No	Essential Nutrient	--	--	--	1000000	RDA	No	Essential Nutrient	B12ss-016M	11/4/2004
Chromium[d]	**7440-47-3**	**13/ 13**	**18**	**36.1**	**24.4**	**17.4**	**Yes**	**Exceeds background**	**90.4**	**19.9**	**1.64**	**1.64**	**NGT**	**Yes**	**Exceeds screening level**	**B12ss-037M**	**2/16/2010**
Cobalt	**7440-48-4**	**13/ 13**	**1.3**	**15**	**9.08**	**10.4**	**Yes**	**Exceeds background**	**803**	**131**	**7.03**	**7.03**	**NGT**	**Yes**	**Exceeds screening level**	**B12ss-022M**	**11/10/2004**
Copper	7440-50-8	13/ 13	7.6	71	19.8	17.7	Yes	Exceeds background	2714	311	25368	311	RFC	No	Below risk screening criteria	B12ss-017M	11/5/2004
Iron	7439-89-6	13/ 13	9900	28000	21600	23100	No	Essential Nutrient	19010	2313	184370	180000	RDA	No	Essential Nutrient	B12ss-022M	11/10/2004
Lead	7439-92-1	13/ 13	15	86	30.1	26.1	Yes	Exceeds background	--	--	--	400	RSL	No	Below risk screening criteria	B12ss-017M	11/5/2004
Magnesium	7439-95-4	13/ 13	1700	21000	4780	3030	No	Essential Nutrient	--	--	--	1000000	RDA	No	Essential Nutrient	B12ss-016M	11/4/2004
Manganese	**7439-96-5**	**13/ 13**	**390**	**4100**	**1190**	**1450**	**Yes**	**Exceeds background**	**1482**	**293**	**35.1**	**35.1**	**NGT**	**Yes**	**Exceeds screening level**	**B12ss-016M**	**11/4/2004**
Mercury	7439-97-6	10/ 13	0.03	0.1	0.0452	0.036	Yes	Exceeds background	16.5	2.27	172	2.27	RFC	No	Below risk screening criteria	B12ss-022M	11/10/2004
Nickel	7440-02-0	13/ 13	6.6	25.4	18.1	21.1	Yes	Exceeds background	1346	155	12639	155	RFC	No	Below risk screening criteria	B12ss-037M	2/16/2010
Potassium	7440-09-7	13/ 13	551	2300	1200	927	No	Essential Nutrient	--	--	--	1000000	RDA	No	Essential Nutrient	B12ss-016M	11/4/2004
Selenium	7782-49-2	10/ 13	0.57	1.6	0.96	1.4	Yes	Exceeds background	--	--	--	39	RSL	No	Below risk screening criteria	B12ss-016M	11/4/2004
Sodium	7440-23-5	13/ 13	32.3	1200	384	123	No	Essential Nutrient	--	--	--	1000000	RDA	No	Essential Nutrient	B12ss-016M	11/4/2004
Thallium	7440-28-0	3/ 13	0.18	0.2	0.268	0	Yes	Exceeds background	4.76	0.612	47.7	0.612	RFC	No	Below risk screening criteria	B12ss-036M	2/16/2010
Vanadium	7440-62-2	13/ 13	7.4	29	20.9	31.1	No	Below background	156	44.9	2304	44.9	RFC	No	Below background	B12ss-022M	11/10/2004
Zinc	7440-66-6	13/ 13	48.7	180	92	61.8	Yes	Exceeds background	19659	2321	187269	2321	RFC	No	Below risk screening criteria	B12ss-017M	11/5/2004
Explosives																	
2,4,6-Trinitrotoluene	118-96-7	2/ 13	0.07	0.28	0.0865	--	Yes	Detected organic	21.1	3.65	249	3.65	RFC	No	Below risk screening criteria	B12ss-017M	11/5/2004
HMX	2691-41-0	3/ 13	0.012	11	1.41	--	Yes	Detected organic	1909	359	23464	359	RFC	No	Below risk screening criteria	B12ss-019M	12/1/2004
Nitrocellulose	9004-70-0	1/ 2	0.87	0.87	0.653	--	Yes	Detected organic				23000000	RSL	No	Below risk screening criteria	B12ss-015M	11/4/2004
RDX	**121-82-4**	**2/ 13**	**0.13**	**13**	**1.1**	**--**	**Yes**	**Detected organic**	**11.5**	**8.03**	**145**	**8.03**	**RFC**	**Yes**	**Exceeds screening level**	**B12ss-019M**	**12/1/2004**

Table G-1. SRC and COPC Screening for Shallow Surface Soil (0-1 ft bgs ISM Samples) at the Building 1200 Area of Concern (continued)

Analyte (mg/kg)	CAS Number	Freq of Detect	Minimum Detect	Maximum Detect	Average Result	Background Criteria[a]	SRC? (yes/no)	SRC Justification	Screening FWCUG[b] (HQ= 0.1 or Risk=1E-6) RFA	RFC	NGT	Risk Screening Level	Screening Level Source[c]	COPC? (yes/no)	COPC Justification	Station at Max Detect	Date Collected at Max Detect
Semi-volatile Organic Compounds																	
2-Methylnaphthalene	91-57-6	1/ 2	0.01	0.01	0.014	--	Yes	Detected organic	238	30.6	2384	30.6	RFC	No	Below risk screening criteria	B12ss-038M	2/16/2010
Benz(a)anthracene	56-55-3	2/ 4	0.018	0.026	0.0182	--	Yes	Detected organic	0.221	0.65	4.77	0.221	RFA	No	Below risk screening criteria	B12ss-036M	2/16/2010
Benzenemethanol	100-51-6	1/ 2	0.03	0.03	0.195	--	Yes	Detected organic	--	--	--	610	RSL	No	Below risk screening criteria	B12ss-038M	2/16/2010
Benzo(a)pyrene	**50-32-8**	**2/ 4**	**0.011**	**0.027**	**0.0167**	--	**Yes**	**Detected organic**	**0.022**	**0.065**	**0.477**	**0.022**	**RFA**	**Yes**	**Exceeds screening level**	**B12ss-036M**	**2/16/2010**
Benzo(b)fluoranthene	205-99-2	4/ 4	0.0065	0.051	0.0246	--	Yes	Detected organic	0.221	0.65	4.77	0.221	RFA	No	Below risk screening criteria	B12ss-036M	2/16/2010
Benzo(ghi)perylene[e]	191-24-2	2/ 4	0.02	0.021	0.0175	--	Yes	Detected organic	--	--	--	170	RSL	No	Below risk screening criteria	B12ss-015M	11/4/2004
Benzo(k)fluoranthene	207-08-9	2/ 4	0.013	0.016	0.0145	--	Yes	Detected organic	2.21	6.5	47.7	2.21	RFA	No	Below risk screening criteria	B12ss-036M	2/16/2010
Bis(2-ethylhexyl)phthalate	117-81-7	2/ 2	0.037	0.052	0.0445	--	Yes	Detected organic	--	--	--	35	RSL	No	Below risk screening criteria	B12ss-015M	11/4/2004
Chrysene	218-01-9	4/ 4	0.0072	0.031	0.0164	--	Yes	Detected organic	22.1	65	477	22.1	RFA	No	Below risk screening criteria	B12ss-036M	2/16/2010
Fluoranthene	206-44-0	4/ 4	0.012	0.033	0.0203	--	Yes	Detected organic	276	163	5087	163	RFC	No	Below risk screening criteria	B12ss-036M	2/16/2010
Indeno(1,2,3-cd)pyrene	193-39-5	1/ 4	0.019	0.019	0.0165	--	Yes	Detected organic	0.221	0.65	4.77	0.221	RFA	No	Below risk screening criteria	B12ss-036M	2/16/2010
Naphthalene	91-20-3	3/ 4	0.014	0.026	0.0185	--	Yes	Detected organic	368	122	1541	122	RFC	No	Below risk screening criteria	B12ss-036M	2/16/2010
Phenanthrene[e]	85-01-8	3/ 4	0.0075	0.011	0.0134	--	Yes	Detected organic	--	--	--	170	RSL	No	Below risk screening criteria	B12ss-036M	2/16/2010
Pyrene	129-00-0	4/ 4	0.0078	0.027	0.0173	--	Yes	Detected organic	207	122	3815	122	RFC	No	Below risk screening criteria	B12ss-036M	2/16/2010
Volatile Organic Compounds																	
Toluene	108-88-3	1/ 2	0.00046	0.00046	0.00188	--	Yes	Detected organic	--	--	--	500	RSL	No	Below risk screening criteria	B12ss-038M	2/16/2010

[a]Background criteria for 0-1 ft bgs from final facility-wide background values for RVAAP, published in the *Final Phase II Remedial Investigation Report for Winklepeck Burning Grounds at Ravenna Army Ammunition Plant, Ravenna, Ohio* (USACE 2001).

[b]Facility-wide Cleanup Goals (FWCUG) for Resident Farmer Adult (RFA), Resident Farmer Child (RFC), and National Guard Trainee (NGT) from *Facility-Wide Human Health Cleanup Goals for the Ravenna Army Ammunition Plant* (USACE 2010).

[c]Screening Level Source:
NGT = FWCUG for National Guard Trainee
RDA = Concentration associated with recommended daily allowance of essential nutrient
RFA = FWCUG for Resident Farmer Adult
RFC = FWCUG for Resident Farmer Child
RSL = USEPA Residential Regional Screening Level

[d]FWCUG is the most conservative (smallest) of the FWCUGs for hexavalent and trivalent chromium.

[e]No reference dose or cancer potency factors are available for these PAHs, therefore, the RSL value for pyrene was used (NDEP 2006).

bgs = Below ground surface
CAS = Chemical Abstract Service
COPC = Chemical of Potential Concern
HQ = Hazard Quotient
ISM= Incremental Sampling Method
PAH = Polycyclic Aromatic Hydrocarbon
SRC = Site-related Contaminant
-- = No value available
Bold = Chemical is a COPC

Table G-2. SRC and COPC Screening for Deep Surface Soil (1-4 ft bgs Discrete Samples) at the Building 1200 Area of Concern

Analyte (mg/kg)	CAS Number	Freq of Detect	Minimum Detect	Maximum Detect	Average Result	Background Criteria[a]	SRC? (yes/no)	SRCJustification	Screening FWCUG[b] (HQ= 0.1 or Risk=1E-6) RFA	RFC	NGT	Risk Screening Level	Screening Level Source[c]	COPC? (yes/no)	COPC Justification	Station at Max Detect	Date Collected at Max Detect
Metals																	
Aluminum	7429-90-5	5/ 5	5530	16500	9810	19500	No	Below background	52923	7380	3496	3496	NGT	No	Below background	B12sb-027	2/23/2010
Antimony	7440-36-0	3/ 3	0.079	0.12	0.0997	0.96	No	Below background	13.6	2.82	175	2.82	RFC	No	Below background	B12sb-031	2/23/2010
Arsenic	**7440-38-2**	**5/ 5**	**7.4**	**25.5**	**13.4**	**19.8**	**Yes**	**Exceeds background**	**0.425**	**0.524**	**2.78**	**0.425**	**RFA**	**Yes**	**Exceeds screening level**	**B12sb-031**	**2/23/2010**
Barium	7440-39-3	5/ 5	32.2	97.6	66.2	124	No	Below background	8966	1413	351	351	NGT	No	Below background	B12sb-031	2/23/2010
Beryllium	7440-41-7	5/ 5	0.29	1.1	0.708	0.88	Yes	Exceeds background	--	--	--	16	RSL	No	Below risk screening criteria	B12sb-031	2/23/2010
Cadmium	7440-43-9	3/ 5	0.11	0.18	0.0882	0	Yes	Exceeds background	22.3	6.41	10.9	6.41	RFC	No	Below risk screening criteria	B12sb-028	2/23/2010
Calcium	7440-70-2	5/ 5	280	23800	5310	35500	No	Essential Nutrient	--	--	--	1000000	RDA	No	Essential Nutrient	B12sb-028	2/23/2010
Chromium[d]	7440-47-3	5/ 5	10.7	21	15.6	27.2	No	Below background	90.4	19.9	1.64	1.64	NGT	No	Below background	B12sb-031	2/23/2010
Cobalt	7440-48-4	5/ 5	4.3	18.2	8.48	23.2	No	Below background	803	131	7.03	7.03	NGT	No	Below background	B12sb-031	2/23/2010
Copper	7440-50-8	5/ 5	8.9	18.9	14.7	32.3	No	Below background	2714	311	25368	311	RFC	No	Below background	B12sb-032	2/23/2010
Iron	7439-89-6	5/ 5	13500	36700	23000	35200	No	Essential Nutrient	19010	2313	184370	180000	RDA	No	Essential Nutrient	B12sb-031	2/23/2010
Lead	7439-92-1	5/ 5	7.6	23.4	13.8	19.1	Yes	Exceeds background	--	--	--	400	RSL	No	Below risk screening criteria	B12sb-028	2/23/2010
Magnesium	7439-95-4	5/ 5	1170	3040	2360	8790	No	Essential Nutrient	--	--	--	1000000	RDA	No	Essential Nutrient	B12sb-028	2/23/2010
Manganese	7439-96-5	5/ 5	74.1	1240	442	3030	No	Below background	1482	293	35.1	35.1	NGT	No	Below background	B12sb-031	2/23/2010
Mercury	7439-97-6	4/ 5	0.02	0.042	0.0362	0.044	No	Below background	16.5	2.27	172	2.27	RFC	No	Below background	B12sb-032	2/23/2010
Nickel	7440-02-0	5/ 5	11.6	44.2	21.8	60.7	No	Below background	1346	155	12639	155	RFC	No	Below background	B12sb-031	2/23/2010
Potassium	7440-09-7	5/ 5	530	1100	805	3350	No	Essential Nutrient	--	--	--	1000000	RDA	No	Essential Nutrient	B12sb-027	2/23/2010
Selenium	7782-49-2	5/ 5	0.54	1.4	0.908	1.5	No	Below background	--	--	--	39	RSL	No	Below background	B12sb-027	2/23/2010
Sodium	7440-23-5	5/ 5	32	126	62.1	145	No	Essential Nutrient	--	--	--	1000000	RDA	No	Essential Nutrient	B12sb-028	2/23/2010
Thallium	7440-28-0	5/ 5	0.088	0.18	0.14	0.91	No	Below background	4.76	0.612	47.7	0.612	RFC	No	Below background	B12sb-027	2/23/2010
Vanadium	7440-62-2	5/ 5	8.4	23.4	15.5	37.6	No	Below background	156	44.9	2304	44.9	RFC	No	Below background	B12sb-027	2/23/2010
Zinc	7440-66-6	5/ 5	21.7	115	63.3	93.3	Yes	Exceeds background	19659	2321	187269	2321	RFC	No	Below risk screening criteria	B12sb-028	2/23/2010
Explosives																	
Nitrocellulose	9004-70-0	1/ 1	1	1	1	--	Yes	Detected organic	--	--	--	24000000	RSL	No	Below risk screening criteria	B12sb-028	2/23/2010
Semi-volatile Organic Compounds																	
Fluoranthene	206-44-0	1/ 5	0.066	0.066	0.0166	--	Yes	Detected organic	276	163	5087	163	RFC	No	Below risk screening criteria	B12sb-028	2/23/2010
Pyrene	129-00-0	1/ 5	0.032	0.032	0.00978	--	Yes	Detected organic	207	122	3815	122	RFC	No	Below risk screening criteria	B12sb-028	2/23/2010
Volatile Organic Compounds																	
Carbon disulfide	75-15-0	1/ 1	0.0008	0.0008	0.0008	--	Yes	Detected organic	--	--	--	82	RSL	No	Below risk screening criteria	B12sb-028	2/23/2010

[a]Background criteria for >1 ft bgs from final facility-wide background values for RVAAP, published in the *Final Phase II Remedial Investigation Report for Winklepeck Burning Grounds at Ravenna Army Ammunition Plant, Ravenna, Ohio* (USACE 2001).

[b]Facility-wide Cleanup Goals (FWCUG) for Resident Farmer Adult (RFA), Resident Farmer Child (RFC), and National Guard Trainee (NGT) from *Facility-Wide Human Health Cleanup Goals for the Ravenna Army Ammunition Plant* (USACE 2010).

[c]Screening Level Source:
NGT = FWCUG for National Guard Trainee
RDA = Concentration associated with recommended daily allowance of essential nutrient
RFA = FWCUG for Resident Farmer Adult
RFC = FWCUG for Resident Farmer Child
RSL = USEPA Residential Regional Screening Level

[d]FWCUG is the most conservative (smallest) of the FWCUGs for hexavalent and trivalent chromium.

bgs = Below ground surface
CAS = Chemical Abstract Service
COPC = Chemical of Potential Concern
HQ = Hazard Quotient
SRC = Site-related Contaminant
ISM = Incremental Sampling Method
USEPA = United States Environmental Protection Agency
-- = No value available
Bold = Chemical is a COPC

Table G-3. SRC and COPC Screening for Sediment (ISM Samples) at the Building 1200 Area of Concern

Analyte (mg/kg)	CAS Number	Freq of Detect	Minimum Detect	Maximum Detect	Average Result	Background Criteria[a]	SRC? (yes/no)	SRC Justification	Screening FWCUG[b] (HQ= 0.1 or Risk=1E-6) RFA	RFC	NGT	Risk Screening Level	Screening Level Source[c]	COPC? (yes/no)	COPC Justification	Station at Max Detect	Date Collected at Max Detect
Metals																	
Aluminum	**7429-90-5**	**2/ 2**	**10000**	**15000**	**12500**	**13900**	**Yes**	**Exceeds background**	**52923**	**7380**	**3496**	**3496**	**NGT**	**Yes**	**Exceeds screening level**	**B12sd-024M**	**11/05/04**
Arsenic	7440-38-2	2/ 2	8	9.6	8.8	19.5	No	Below background	0.425	0.524	2.78	0.425	RFA	No	Below background	B12sd-023M	11/05/04
Barium	7440-39-3	2/ 2	71	120	95.5	123	No	Below background	8966	1413	351	351	NGT	No	Below background	B12sd-024M	11/05/04
Beryllium	7440-41-7	2/ 2	0.76	0.86	0.81	0.38	Yes	Exceeds background	--	--	--	16	RSL	No	Below risk screening criteria	B12sd-024M	11/05/04
Cadmium	7440-43-9	1/ 2	0.19	0.19	0.213	0	Yes	Exceeds background	22.3	6.41	10.9	6.41	RFC	No	Below risk screening criteria	B12sd-024M	11/05/04
Calcium	7440-70-2	2/ 2	770	2700	1740	5510	No	Essential Nutrient	--	--	--	1000000	RDA	No	Essential Nutrient	B12sd-024M	11/05/04
Chromium[d]	7440-47-3	2/ 2	15	18	16.5	18.1	No	Below background	90.4[d]	19.9[d]	1.64[d]	1.64	NGT	No	Below background	B12sd-024M	11/05/04
Cobalt	7440-48-4	2/ 2	8.5	9	8.75	9.1	No	Below background	--	--	--	2.3	RSL	No	Below background	B12sd-023M	11/05/04
Copper	7440-50-8	2/ 2	18	20	19	27.6	No	Below background	2714	311	25368	311	RFC	No	Below background	B12sd-023M	11/05/04
Iron	7439-89-6	2/ 2	19000	23000	21000	28200	No	Essential Nutrient	19010	2313	184370	180000	RDA	No	Essential Nutrient	B12sd-024M	11/05/04
Lead	7439-92-1	2/ 2	19	22	20.5	27.4	No	Below background	--	--	--	400	RSL	No	Below background	B12sd-024M	11/05/04
Magnesium	7439-95-4	2/ 2	2200	2500	2350	2760	No	Essential Nutrient	--	--	--	1000000	RDA	No	Essential Nutrient	B12sd-023M	11/05/04
Manganese	7439-96-5	2/ 2	210	390	300	1950	No	Below background	1482	293	35.1	35.1	NGT	No	Below background	B12sd-024M	11/05/04
Mercury	7439-97-6	2/ 2	0.04	0.2	0.12	0.059	Yes	Exceeds background	16.5	2.27	172	2.27	RFC	No	Below risk screening criteria	B12sd-024M	11/05/04
Nickel	7440-02-0	2/ 2	22	22	22	17.7	Yes	Exceeds background	1346	155	12639	155	RFC	No	Below risk screening criteria	B12sd-023M	11/05/04
Potassium	7440-09-7	2/ 2	1200	1200	1200	1950	No	Essential Nutrient	--	--	--	1000000	RDA	No	Essential Nutrient	B12sd-023M	11/05/04
Selenium	7782-49-2	1/ 2	0.98	0.98	1.19	1.7	No	Below background	--	--	--	39	RSL	No	Below background	B12sd-024M	11/05/04
Sodium	7440-23-5	2/ 2	290	290	290	112	No	Essential Nutrient	--	--	--	1000000	RDA	No	Essential Nutrient	B12sd-023M	11/05/04
Thallium	7440-28-0	0/ 2	--	--	0.7	0.89	No	Not detected	4.76	0.612	47.7	0.612	RFC	No	Not detected	--	--
Vanadium	7440-62-2	2/ 2	19	26	22.5	26.1	No	Below background	156	44.9	2304	44.9	RFC	No	Below background	B12sd-024M	11/05/04
Zinc	7440-66-6	2/ 2	58	110	84	532	No	Below background	19659	2321	187269	2321	RFC	No	Below background	B12sd-024M	11/05/04
Explosives																	
Nitrocellulose	9004-70-0	1/ 1	1.7	1.7	1.7	--	Yes	Detected organic	--	--	--	23000000	RSL	No	Below risk screening criteria	B12sd-024M	11/05/04
Pesticides/PCBs																	
Lindane	58-89-9	1/ 1	0.013	0.013	0.013	--	Yes	Detected organic	--	--	--	0.52	RSL	No	Below risk screening criteria	B12sd-024M	11/05/04
Semi-volatile Organic Compounds																	
Benzo(b)fluoranthene	205-99-2	1/ 1	0.14	0.14	0.14	--	Yes	Detected organic	0.221	0.65	4.77	0.221	RFA	No	Below risk screening criteria	B12sd-024M	11/05/04
Benzo(ghi)perylene[e]	191-24-2	1/ 1	0.16	0.16	0.16	--	Yes	Detected organic	--	--	--	170	RSL	No	Below risk screening criteria	B12sd-024M	11/05/04
Volatile Organic Compounds																	
2-Butanone	78-93-3	1/ 1	0.019	0.019	0.019	--	Yes	Detected organic	--	--	--	2800	RSL	No	Below risk screening criteria	B12sd-024D	11/05/04
Acetone	67-64-1	1/ 1	0.084	0.084	0.084	--	Yes	Detected organic	--	--	--	6100	RSL	No	Below risk screening criteria	B12sd-024D	11/05/04

[a]Background criteria for sediment from final facility-wide background values for RVAAP, published in the *Final Phase II Remedial Investigation Report for Winklepeck Burning Grounds at Ravenna Army Ammunition Plant, Ravenna, Ohio* (USACE 2001).

[b]Facility-wide Cleanup Goals (FWCUG) for Resident Farmer Adult (RFA), Resident Farmer Child (RFC), and National Guard Trainee (NGT) from *Facility-Wide Human Health Cleanup Goals for the Ravenna Army Ammunition Plant* (USACE 2010).

[c]Screening Level Source:
NGT = FWCUG for National Guard Trainee
RDA = Concentration associated with recommended daily allowance of essential nutrient
RFA = FWCUG for Resident Farmer Adult
RFC = FWCUG for Resident Farmer Child
RSL = USEPA Residential Regional Screening Level

[d]FWCUG is the most conservative (smallest) of the FWCUGs for hexavalent and trivalent chromium.

[e]No reference dose or cancer potency factors are available for this PAH, therefore, the RSL value for pyrene was used (NDEP 2006).

CAS = Chemical Abstract Service
COPC = Chemical of Potential Concern
HQ = Hazard Quotient
ISM= Incremental Sampling Method
PAH = Polycyclic Aromatic Hydrocarbon
PCB = Polychlorinated Biphenyl
SRC = Site-related Contaminant
USEPA = United States Environmental Protection Agency
-- = No value available
Bold = Chemical is a COPC

Table G-4. SRC and COPC Screening for Sediment at the Building 1200 Area of Concern

Analyte (mg/kg)	CAS Number	Freq of Detect	Minimum Detect	Maximum Detect	Average Result	Background Criteria[a]	SRC? (yes/no)	SRC Justification	Screening FWCUG[b] (HQ= 0.1 or Risk=1E-6) RFA	RFC	NGT	Risk Screening Level	Screening Level Source[c]	COPC? (yes/no)	COPC Justification	Station at Max Detect	Date Collected at Max Detect
Metals																	
Aluminum	7429-90-5	1/ 1	9090	9090	9090	13900	No	Below background	52923	7380	3496	3496	NGT	No	Below background	B12sb-031	02/23/10
Arsenic	7440-38-2	1/ 1	13.4	13.4	13.4	19.5	No	Below background	0.425	0.524	2.78	0.425	RFA	No	Below background	B12sb-031	02/23/10
Barium	7440-39-3	1/ 1	91.9	91.9	91.9	123	No	Below background	8966	1413	351	351	NGT	No	Below background	B12sb-031	02/23/10
Beryllium	7440-41-7	1/ 1	1.1	1.1	1.1	0.38	Yes	Exceeds background	--	--	--	16	RSL	No	Below risk screening criteria	B12sb-031	02/23/10
Cadmium	7440-43-9	1/ 1	0.12	0.12	0.12	0	Yes	Exceeds background	22.3	6.41	10.9	6.41	RFC	No	Below risk screening criteria	B12sb-031	02/23/10
Calcium	7440-70-2	1/ 1	766	766	766	5510	No	Essential Nutrient	--	--	--	1000000	RDA	No	Essential Nutrient	B12sb-031	02/23/10
Chromium[d]	**7440-47-3**	**1/ 1**	**20.2**	**20.2**	**20.2**	**18.1**	**Yes**	**Exceeds background**	**90.4**	**19.9**	**1.64**	**1.64**	**NGT**	**Yes**	**Exceeds screening level**	**B12sb-031**	**02/23/10**
Cobalt	**7440-48-4**	**1/ 1**	**26.6**	**26.6**	**26.6**	**9.1**	**Yes**	**Exceeds background**	**--**	**--**	**--**	**2.3**	**RSL**	**Yes**	**Exceeds screening level**	**B12sb-031**	**02/23/10**
Copper	7440-50-8	1/ 1	21.3	21.3	21.3	27.6	No	Below background	2714	311	25368	311	RFC	No	Below background	B12sb-031	02/23/10
Iron	7439-89-6	1/ 1	34000	34000	34000	28200	No	Essential Nutrient	19010	2313	184370	180000	RDA	No	Essential Nutrient	B12sb-031	02/23/10
Lead	7439-92-1	1/ 1	14.1	14.1	14.1	27.4	No	Below background	--	--	--	400	RSL	No	Below background	B12sb-031	02/23/10
Magnesium	7439-95-4	1/ 1	2600	2600	2600	2760	No	Essential Nutrient	--	--	--	1000000	RDA	No	Essential Nutrient	B12sb-031	02/23/10
Manganese	7439-96-5	1/ 1	1530	1530	1530	1950	No	Below background	1482	293	35.1	35.1	NGT	No	Below background	B12sb-031	02/23/10
Mercury	7439-97-6	1/ 1	0.035	0.035	0.035	0.059	No	Below background	16.5	2.27	172	2.27	RFC	No	Below background	B12sb-031	02/23/10
Nickel	7440-02-0	1/ 1	39.1	39.1	39.1	17.7	Yes	Exceeds background	1346	155	12639	155	RFC	No	Below risk screening criteria	B12sb-031	02/23/10
Potassium	7440-09-7	1/ 1	1010	1010	1010	1950	No	Essential Nutrient	--	--	--	1000000	RDA	No	Essential Nutrient	B12sb-031	02/23/10
Selenium	7782-49-2	1/ 1	1.4	1.4	1.4	1.7	No	Below background	--	--	--	39	RSL	No	Below background	B12sb-031	02/23/10
Sodium	7440-23-5	1/ 1	43.5	43.5	43.5	112	No	Essential Nutrient	--	--	--	1000000	RDA	No	Essential Nutrient	B12sb-031	02/23/10
Thallium	7440-28-0	1/ 1	0.19	0.19	0.19	0.89	No	Below background	4.76	0.612	47.7	0.612	RFC	No	Below background	B12sb-031	02/23/10
Vanadium	7440-62-2	1/ 1	15.5	15.5	15.5	26.1	No	Below background	156	44.9	2304	44.9	RFC	No	Below background	B12sb-031	02/23/10
Zinc	7440-66-6	1/ 1	81.2	81.2	81.2	532	No	Below background	19659	2321	187269	2321	RFC	No	Below background	B12sb-031	02/23/10

[a]Background criteria for sediment from final facility-wide background values for RVAAP, published in the *Final Phase II Remedial Investigation Report for Winklepeck Burning Grounds at Ravenna Army Ammunition Plant, Ravenna, Ohio* (USACE 2001).
[b]Facility-wide Cleanup Goals (FWCUG) for Resident Farmer Adult (RFA), Resident Farmer Child (RFC), and National Guard Trainee (NGT) from *Facility-Wide Human Health Cleanup Goals for the Ravenna Army Ammunition Plant* (USACE 2010).
[c]Screening Level Source:
NGT = FWCUG for National Guard Trainee
RDA = Concentration associated with recommended daily allowance of essential nutrient
RFA = FWCUG for Resident Farmer Adult
RFC = FWCUG for Resident Farmer Child
RSL = USEPA Residential Regional Screening Level
[d]FWCUG is the most conservative (smallest) of the FWCUGs for hexavalent and trivalent chromium.
CAS = Chemical Abstract Service
COPC = Chemical of Potential Concern
HQ = Hazard Quotient
SRC = Site-related Contaminant
USEPA = United States Environmental Protection Agency
-- = No value available
Bold = Chemical is a COPC

Table G-5. SRC and COPC Screening for Surface Water at the Building 1200 Area of Concern

Analyte (mg/L)	CAS Number	Freq of Detect	Minimum Detect	Maximum Detect	Average Result	Background Criteria[a]	SRC? (yes/no)	SRC Justification	Screening FWCUG[b] (HQ= 0.1 or Risk=1E-6)			Risk Screening Level	Screening Level Source[c]	COPC? (yes/no)	COPC Justification	Station at Max Detect	Date Collected at Max Detect
									RFA	RFC	NGT						
Metals																	
Aluminum	7429-90-5	2/ 2	0.44	0.67	0.555	3.37	No	Below background	63.895	14.827	73.445	14.827	RFC	No	Below background	B12sw-026	11/05/04
Arsenic	7440-38-2	1/ 2	0.0017	0.0017	0.00135	0.0032	No	Below background	0.0011	0.0012	0.0042	0.0011	RFA	No	Below background	B12sw-025	11/05/04
Barium	7440-39-3	2/ 2	0.034	0.086	0.06	0.0475	Yes	Exceeds background	12.131	2.901	10.64	2.901	RFC	No	Below risk screening criteria	B12sw-025	11/05/04
Calcium	7440-70-2	2/ 2	26	48	37	41.4	No	Essential Nutrient	--	--	--	500	RDA	No	Essential Nutrient	B12sw-025	11/05/04
Chromium[d]	7440-47-3	2/ 2	0.0017	0.0018	0.00175	0	Yes	Exceeds background	28.442	11.173	6.165	6.165	NGT	No	Below risk screening criteria	B12sw-025	11/05/04
Iron	7439-89-6	2/ 2	1.2	3.1	2.15	2.56	No	Essential Nutrient	20	4.527	31.296	18	RDA	No	Essential Nutrient	B12sw-025	11/05/04
Magnesium	7439-95-4	2/ 2	3.8	5.7	4.75	10.8	No	Essential Nutrient	--	--	--	200	RDA	No	Essential Nutrient	B12sw-025	11/05/04
Manganese	**7439-96-5**	**2/ 2**	**0.48**	**4.5**	**2.49**	**0.391**	**Yes**	**Exceeds background**	**2.476**	**0.633**	**1.449**	**0.633**	**RFC**	**Yes**	**Exceeds screening level**	**B12sw-025**	**11/05/04**
Mercury	7439-97-6	1/ 2	0.00005	0.00005	0.000075	0	Yes	Exceeds background	0.0182	0.0044	0.016	0.00435	RFC	No	Below risk screening criteria	B12sw-026	11/05/04
Nickel	7440-02-0	2/ 2	0.002	0.0024	0.0022	0	Yes	Exceeds background	1.445	0.312	8.258	0.312	RFC	No	Below risk screening criteria	B12sw-025	11/05/04
Potassium	7440-09-7	2/ 2	4.6	6.5	5.55	3.17	No	Essential Nutrient	--	--	--	1750	RDA	No	Essential Nutrient	B12sw-025	11/05/04
Sodium	7440-23-5	2/ 2	0.94	1	0.97	21.3	No	Essential Nutrient	--	--	--	1200	RDA	No	Essential Nutrient	B12sw-025	11/05/04
Explosives																	
3-Nitrotoluene	**99-08-1**	**1/ 2**	**0.00049**	**0.00049**	**0.00033**	--	**Yes**	**Exceeds background**	--	--	--	**0.00037**	**RSL**	**Yes**	**Exceeds screening level**	**B12sw-025**	**11/05/04**
HMX	2691-41-0	2/ 2	0.0037	0.029	0.0164	--	Yes	Exceeds background	3.65	0.782	32.756	0.782	RFC	No	Below risk screening criteria	B12sw-025	11/05/04
Nitroglycerin	55-63-0	1/ 2	0.0059	0.0059	0.00323	--	Yes	Exceeds background	--	--	--	0.00037	RSL	Yes	Exceeds screening level	B12sw-025	11/05/04
RDX	**121-82-4**	**2/ 2**	**0.0028**	**0.042**	**0.0224**	--	**Yes**	**Exceeds background**	**0.0155**	**0.0166**	**0.167**	**0.0155**	**RFA**	**Yes**	**Exceeds screening level**	**B12sw-025**	**11/05/04**
Semi-volatile Organic Compounds																	
2-Methylphenol	95-48-7	1/ 2	0.0018	0.0018	0.0014	--	Yes	Exceeds background	--	--	--	0.18	RSL	No	Below risk screening criteria	B12sw-025	11/05/04
4-Methylphenol	106-44-5	1/ 2	0.0065	0.0065	0.00375	--	Yes	Exceeds background	0.261	0.0678	0.448	0.0678	RFC	No	Below risk screening criteria	B12sw-025	11/05/04
Benzenemethanol	100-51-6	1/ 2	0.0085	0.0085	0.00925	--	Yes	Exceeds background	--	--	--	0.37	RSL	No	Below risk screening criteria	B12sw-025	11/05/04
Benzoic acid	65-85-0	1/ 2	0.079	0.079	0.0445	--	Yes	Exceeds background	--	--	--	15	RSL	No	Below risk screening criteria	B12sw-025	11/05/04
Bis(2-ethylhexyl)phthalate	**117-81-7**	**1/ 2**	**0.0045**	**0.0045**	**0.006**	--	**Yes**	**Exceeds background**	**0.0035**	**0.0093**	**0.0068**	**0.00349**	**RFA**	**Yes**	**Exceeds screening level**	**B12sw-026**	**11/05/04**
Phenol	108-95-2	1/ 2	0.0077	0.0077	0.00508	--	Yes	Exceeds background	--	--	--	1.1	RSL	No	Below risk screening criteria	B12sw-025	11/05/04
Volatile Organic Compounds																	
Acetone	67-64-1	2/ 2	0.0055	0.0072	0.00635	--	Yes	Exceeds background	--	--	--	2.2	RSL	No	Below risk screening criteria	B12sw-025	11/05/04
Toluene	108-88-3	1/ 2	0.001	0.001	0.00075	--	Yes	Exceeds background	--	--	--	0.23	RSL	No	Below risk screening criteria	B12sw-025	11/05/04

[a]Background criteria for surface water from final facility-wide background values for RVAAP, published in the *Final Phase II Remedial Investigation Report for Winklepeck Burning Grounds at Ravenna Army Ammunition Plant, Ravenna, Ohio* (USACE 2001).

[b]Facility-wide Cleanup Goals (FWCUG) for Resident Farmer Adult (RFA), Resident Farmer Child (RFC), and National Guard Trainee (NGT) from *Facility-Wide Human Health Cleanup Goals for the Ravenna Army Ammunition Plant* (USACE 2010).

[c]Screening Level Source:
NGT = FWCUG for National Guard Trainee
RDA = Concentration associated with recommended daily allowance of essential nutrient
RFA = FWCUG for Resident Farmer Adult
RFC = FWCUG for Resident Farmer Child
RSL = USEPA Residential Regional Screening Level

[d]FWCUG is the most conservative (smallest) of the FWCUGs for hexavalent and trivalent chromium.

CAS = Chemical Abstract Service
COPC = Chemical of Potential Concern
HQ = Hazard Quotient
SRC = Site-related Contaminant
USEPA = United States Environmental Protection Agency
-- = No value available
Bold = Chemical is a COPC

Table G-6. Exposure Factors Used to Calculate FWCUGs

Parameter	Unit	Exposure Factors[a]		
		National Guard Trainee	Resident Farmer	
			Adult	Child
Surface Soil				
Incidental Ingestion				
Soil ingestion rate	kg/day	0.0001	0.0001	0.0002
Exposure time	hr/day	24	24	24
Exposure frequency	days/year	39	350	350
Exposure duration	years	25	30	6
Body weight	kg	70	70	15
Carcinogen averaging time	days	25,550	25,550	25,550
Non-carcinogen averaging time	days	9125	10,950	2190
Fraction ingested	unitless	1	1	1
Conversion factor	days/hr	0.042	0.042	0.042
Dermal Contact				
Skin area	m^2/event	0.33	0.57	0.22
Adherence factor	mg/cm^2	0.3	0.4	0.2
Absorption fraction	unitless	chemical specific	chemical specific	chemical specific
Exposure frequency	days/year	39	350	350
Exposure duration	years	25	30	6
Body weight	kg	70	70	15
Carcinogen averaging time	days	25,550	25,550	25,550
Non-carcinogen averaging time	days	9125	10,950	2190
Conversion factor	$(kg\text{-}cm^2)/(mg\text{-}m^2)$	0.01	0.01	0.01
Inhalation of VOCs and Dust				
Inhalation rate	m^3/day	44.4	20	10
Exposure time	hr/day	24	24	24
Exposure frequency	days/year	39	350	350
Precipitation modifying factor	unitless	NA	NA	NA
Exposure duration	years	25	30	6
Body weight	kg	70	70	15
Carcinogen averaging time	days	25,550	25,550	25,550
Non-carcinogen averaging time	days	9125	10,950	2190
Particulate emission factor	m^3/day	1.67E+06	9.24E+08	9.24E+08
Conversion factor	days/hr	0.042	0.042	0.042

Table G-6. Exposure Factors Used to Calculate FWCUGs (continued)

Parameter	Unit	Exposure Factors[a]		
		National Guard Trainee	Resident Farmer	
			Adult	Child
Subsurface Soil				
Incidental Ingestion				
Soil ingestion rate	kg/day	0.0001	0.0001	0.0002
Exposure time	hr/day	24	24	24
Exposure frequency	days/year	39	350	350
Exposure duration	years	25	30	6
Body weight	kg	70	70	15
Carcinogen averaging time	days	25,550	25,550	25,550
Non-carcinogen averaging time	days	9125	10,950	2190
Fraction ingested	unitless	1	1	1
Conversion factor	days/hr	0.042	0.042	0.042
Dermal Contact				
Skin area	m^2/event	0.33	0.57	0.22
Adherence factor	mg/cm^2	0.3	0.4	0.2
Absorption fraction	unitless	chemical specific	chemical specific	chemical specific
Exposure frequency	days/year	39	350	350
Exposure duration	years	25	30	6
Body weight	kg	70	70	15
Carcinogen averaging time	days	25,550	25,550	25,550
Non-carcinogen averaging time	days	9125	10,950	2190
Conversion factor	$(kg\text{-}cm^2)/(mg\text{-}m^2)$	0.01	0.01	0.01
Inhalation of VOCs and Dust				
Inhalation rate	m^3/day	44.4	20	10
Exposure time	hr/day	24	24	24
Exposure frequency	days/year	39	350	350
Exposure duration	years	25	30	6
Body weight	kg	70	70	15
Carcinogen averaging time	days	25,550	25,550	25,550
Non-carcinogen averaging time	days	9125	10,950	2190
Particulate emission factor	m^3/day	1.67E+06	9.24E+08	9.24E+08
Conversion factor	days/hr	0.042	0.042	0.042

Table G-6. Exposure Factors Used to Calculate FWCUGs (continued)

Parameter	Unit	Exposure Factors[a]		
		National Guard Trainee	Resident Farmer	
			Adult	Child
Sediment				
Incidental Ingestion				
Soil ingestion rate	kg/day	0.0001	0.0001	0.0002
Exposure time	hr/day	24	24	24
Exposure frequency	days/year	39	350	350
Exposure duration	years	25	30	6
Body weight	kg	70	70	15
Carcinogen averaging time	days	25,550	25,550	25,550
Non-carcinogen averaging time	days	9125	10,950	2190
Fraction ingested	unitless	1	1	1
Conversion factor	days/hr	0.042	0.042	0.042
Dermal Contact				
Skin area	m^2/event	0.33	0.57	0.22
Adherence factor	mg/cm^2	0.3	0.4	0.2
Absorption fraction	unitless	chemical specific	chemical specific	chemical specific
Exposure frequency	days/year	39	350	350
Exposure duration	years	25	30	6
Body weight	kg	70	70	15
Carcinogen averaging time	days	25,550	25,550	25,550
Non-carcinogen averaging time	days	9125	10,950	2190
Conversion factor	$(kg\text{-}cm^2)/(mg\text{-}m^2)$	0.01	0.01	0.01
Inhalation of VOCs and Dust				
Inhalation rate	m^3/day	44.4	20	10
Exposure time	hr/day	24	24	24
Exposure frequency	days/year	39	350	350
Exposure duration	years	25	30	6
Body weight	kg	70	70	15
Carcinogen averaging time	days	25,550	25,550	25,550
Non-carcinogen averaging time	days	9125	10,950	2190
Particulate emission factor	m^3/day	1.67E+06	9.24E+08	9.24E+08
Conversion factor	days/hr	0.042	0.042	0.042

Table G-6. Exposure Factors Used to Calculate FWCUGs (continued)

Parameter	Unit	Exposure Factors[a]		
		National Guard Trainee	Resident Farmer	
			Adult	Child
Surface Water				
Incidental Ingestion While Swimming/Wading/Showering				
Incidental water ingestion rate	L/hr	0.1	0.1	0.1
Exposure time	hr/day	1	1	1
Exposure frequency	days/year	39	350	350
Exposure duration	years	25	30	6
Body weight	kg	70	70	15
Carcinogen averaging time	days	25,550	25,550	25,550
Non-carcinogen averaging time	days	9125	10,950	2190
Dermal Contact While Swimming/Wading/Showering				
Skin area	m^2	0.33	0.57	0.22
Exposure time	hr/day	24	0.25	0.25
Exposure frequency	days/year	39	350	350
Exposure duration	years	25	30	6
Body weight	kg	70	70	15
Carcinogen averaging time	days	25,550	25,550	25,550
Non-carcinogen averaging time	days	9125	10,950	2190
Conversion factor	$(m/cm)/(L/m^3)$	10	10	10
Inhalation of VOCs				
Inhalation rate	m^3/day	44.4	20	20
Exposure time	hr/day	24	2	2
Exposure frequency	days/year	39	350	350
Exposure duration	years	25	30	6
Body weight	kg	70	70	15
Carcinogen averaging time	days	25,550	25,550	25,550
Non-carcinogen averaging time	days	9125	10,950	2190
Conversion factor	days/hr	0.042	0.042	0.042
Volatilization factor	1000 L/m^3	0.5	0.5	0.5

[a]All parameters from Table 3-2 of *Facility-Wide Human Health Cleanup Goals for the Ravenna Army Ammunition Plant* (RVAAP) (USACE 2010).

FWCUG = Facility-Wide Cleanup Goal

VOC = Volatile Organic Compound

Table G-7. COC Screening for Shallow Surface Soil (0-1 ft bgs ISM Samples) at the Building 1200 Area of Concern
Representative Receptor: National Guard Trainee

		Analyte (mg/kg)		Aluminum	Chromium[d]	Cobalt	Manganese	RDX	Benzo(a)pyrene
		CAS Number		7429-90-5	7440-47-3	7440-48-4	7439-96-5	121-82-4	50-32-8
		National Guard Trainee FWCUG[a]:							
		HQ=1		34960	1,000,000	140	351	17113	--
		Risk=1E-5		--	--	70.3	--	1452	4.77
		Background Criteria[b]		17700	17.4	10.4	1450	--	--
		Precedent CUG[c]		--	--	--	1800	--	10
Sample ID	Date	Depth (ft)	Station	Result Exceeds FWCUG?/COC?	Result Exceeds FWCUG?/COC?	Result Exceeds FWCUG?/COC?	Result Exceeds FWCUG?/COC?	Result Exceeds FWCUG?/COC?	Result Exceeds FWCUG?/COC?
B12ss-013M-SO	11/5/2004	0.0 - 1.0	B12ss-013M	12000 No/No	18 No/No	8.7 No/No	530 No/No	<0.2U No/No	NR
B12ss-014M-SO	11/5/2004	0.0 - 1.0	B12ss-014M	12000 No/No	20 No/No	9.3 No/No	480 No/No	<0.2U No/No	NR
B12ss-015M-SO	11/4/2004	0.0 - 1.0	B12ss-015M	12000 No/No	18 No/No	13 No/No	670 No/No	<0.2U No/No	0.011J No/No
B12ss-016M-SO	11/4/2004	0.0 - 1.0	B12ss-016M	30000 No/No	20 No/No	1.3 No/No	**4100 Yes/Yes**	<0.2U No/No	NR
B12ss-017M-SO	11/5/2004	0.0 - 0.5	B12ss-017M	17000 No/No	33 No/No	4.5 No/No	**2700 Yes/Yes**	0.13J No/No	NR
B12ss-018M-SO	11/5/2004	0.0 - 1.0	B12ss-018M	14000 No/No	22 No/No	9.3 No/No	770 No/No	<0.2U No/No	NR
B12ss-019M-SO	12/1/2004	0.0 - 0.5	B12ss-019M	16000No/No	24No/No	6.8 No/No	530 No/No	13 No/No	NR
B12ss-020M-SO	12/1/2004	0.0 - 0.5	B12ss-020M	14000No/No	22No/No	8 No/No	390 No/No	<0.2U No/No	NR
B12ss-021M-SO	11/10/2004	0.0 - 0.5	B12ss-021M	13000 No/No	24 No/No	8.2 No/No	910 No/No	<0.2U No/No	NR
B12ss-022M-SO	11/10/2004	0.0 - 1.0	B12ss-022M	15000 No/No	23 No/No	15 No/No	**1800 Yes/No[e]**	<0.2U No/No	NR
B12ss-036M-5038-SO	2/16/2010	0.0 - 1.0	B12ss-036M	11200 No/No	23.3 No/No	13.4 No/No	1150 No/No	<0.25U No/No	0.027J No/No
B12ss-037M-5039-SO	2/16/2010	0.0 - 1.0	B12ss-037M	11800 No/No	36.1 No/No	9.3 No/No	466 No/No	<0.25U No/No	<0.0068U No/No
B12ss-038M-5040-SO	2/16/2010	0.0 - 1.0	B12ss-038M	12600 No/No	33.8 No/No	11.3 No/No	919 No/No	<0.25U No/No	<0.051U No/No

[a]Facility-wide Cleanup Goals (FWCUG) for National Guard Trainee from *Facility-Wide Human Health Cleanup Goals for the Ravenna Army Ammunition Plant* (USACE 2010).

[b]Background criteria for 0-1 ft bgs from final facility-wide background values for RVAAP, published in the *Final Phase II Remedial Investigation Report for Winklepeck Burning Grounds at Ravenna Army Ammunition Plant, Ravenna, Ohio* (USACE 2001).

[c] Precedent CUG from Table 5-12 of *Facility-Wide Human Health Cleanup Goals for the Ravenna Army Ammunition Plant* (USACE 2010).

[d]Reported concentration is for total chromium; FWCUG shown for trivalent chromium which is the appropriate comparison based on chromium speciation results at Building 1200 as described in Section 7.2.4.1.

[e]Reported concentration is equal to the precedent CUG from Table 5-12 of *Facility-Wide Human Health Cleanup Goals for the Ravenna Army Ammunition Plant* (USACE 2010).

Data Qualifiers:
U = not detected
J = estimated
UJ = not detected and reporting limit estimated

bgs = below ground surface
CAS = Chemical Abstract Surface
COC = Chemical of Concern
CUG = Cleanup Goal
ISM = Incremental Sampling Method
NR = Not reported
RDX = hexahydro-1,3,5-trinitro-1,3,5-triazine
-- = No value available
Bold = Concentration exceeds FWCUG

Table G-8. Sum-of-Ratios for Carcinogens
COC Screening for Shallow Surface Soil (0-1 ft bgs ISM Samples)
at the Building 1200 Area of Concern
Representative Receptor: National Guard Trainee

		Analyte (mg/kg)		Cobalt		RDX		Benzo(a)pyrene		
		CAS Number		7440-48-4		121-82-4		50-32-8		
		National Guard Trainee FWCUG[a]:								
		Risk=1E-5		70.3		1452		4.77		
		Background Criteria[b]		10.4		--		--		
Sample ID	Date	Depth (ft)	Station	Result	Ratio	Result	Ratio	Result	Ratio	SOR
B12ss-013M-SO	11/5/2004	0.0 - 1.0	B12ss-013M	8.7	NA[c]	<0.2U	NA	NR	NA	NA
B12ss-014M-SO	11/5/2004	0.0 - 1.0	B12ss-014M	9.3	NA[c]	<0.2U	NA	NR	NA	NA
B12ss-015M-SO	11/4/2004	0.0 - 1.0	B12ss-015M	13	2.E-01	<0.2U	NA	0.011	2.E-03	2.E-01
B12ss-016M-SO	11/4/2004	0.0 - 1.0	B12ss-016M	1.3	NA[c]	<0.2U	NA	NR	NA	NA
B12ss-017M-SO	11/5/2004	0.0 - 0.5	B12ss-017M	4.5	NA[c]	0.13	9.E-05	NR	NA	9.E-05
B12ss-018M-SO	11/5/2004	0.0 - 1.0	B12ss-018M	9.3	1.E-01	<0.2U	NA	NR	NA	1.E-01
B12ss-019M-SO	12/1/2004	0.0 - 0.5	B12ss-019M	6.8	1.E-01	13	9.E-03	NR	NA	1.E-01
B12ss-020M-SO	12/1/2004	0.0 - 0.5	B12ss-020M	8	NA[c]	<0.2U	NA	NR	NA	NA
B12ss-021M-SO	11/10/2004	0.0 - 0.5	B12ss-021M	8.2	1.E-01	<0.2U	NA	NR	NA	1.E-01
B12ss-022M-SO	11/10/2004	0.0 - 1.0	B12ss-022M	15	2.E-01	<0.2U	NA	NR	NA	2.E-01
B12ss-036M-5038-SO	2/16/2010	0.0 - 1.0	B12ss-036M	13.4	2.E-01	<0.25U	NA	0.027	6.E-03	2.E-01
B12ss-037M-5039-SO	2/16/2010	0.0 - 1.0	B12ss-037M	9.3	NA[c]	<0.25U	NA	<0.0068U	ND	NA
B12ss-038M-5040-SO	2/16/2010	0.0 - 1.0	B12ss-038M	11.3	NA[c]	<0.25U	NA	<0.051U	ND	NA

[a]Facility-wide Cleanup Goals (FWCUG) for National Guard Trainee from *Facility-Wide Human Health Cleanup Goals for the Ravenna Army Ammunition Plant* (USACE

[b]Background criteria for 0-1 ft bgs from final facility-wide background values for RVAAP, published in the *Final Phase II Remedial Investigation Report for Winklepeck Burning Grounds at Ravenna Army Ammunition Plant, Ravenna, Ohio* (USACE 2001).

[c]Result for this sample not included in SOR because the reported concentration is less than background screening value.

Data Qualifiers:

U = not detected

UJ = not detected and reporting limit estimated

bgs = below ground surface

CAS = Chemical Abstract Service

COC = Chemical of Concern

ISM = Incremental Sampling Method

SOR = Sum-of-ratios

NA = Not applicable

NR = Not reported

RDX = hexahydro-1,3,5-trinitro-1,3,5-triazine

--=No value available

Table G-9. COC Screening for Deep Surface Soil (1-3 ft bgs Discrete Samples) at the Building 1200 Area of Concern
Representative Receptor: National Guard Trainee

Analyte (mg/kg)	CAS Number	Freq of Detect	Minimum Detect	Maximum Detect	Average Result	UCL 95	Dist.	EPC	National Guard Trainee FWCUG[a]				COC Justification
									HQ=1	Risk=1E-5	Background Criteria[b]	Result Exceeds FWCUG?/COC?	
Arsenic	7440-38-2	5/ 5	7.4	25.5	13.4	31.3	L	25.5	1140	27.8	19.8	No/No	EPC below CUG

[a]Facility-wide Cleanup Goals (FWCUG) for National Guard Trainee from *Facility-Wide Human Health Cleanup Goals for the Ravenna Army Ammunition Plant* (USACE 2010).

[b]Background criteria for >1 ft bgs from final facility-wide background values for RVAAP, published in the *Final Phase II Remedial Investigation Report for Winklepeck Burning Grounds at Ravenna Army Ammunition Plant, Ravenna, Ohio* (USACE 2001).

UCL 95=95% upper confidence limit of the mean.

Dist.: L=lognormal distribution, Land statistic used for UCL 95 calculation

bgs = below ground surface

CAS = Chemical Abstract Service

COC = Chemical of Concern

CUG = Cleanup Goal

EPC = Exposure Point Concentration

HQ = Hazard Quotient

UCL = Upper Confidence Limit

Bold = Concentration exceeds FWCUG

Table G-10. COC Screening for Sediment (0-0.5 ft bgs ISM Samples) at the Building 1200 Area of Concern
Representative Receptor: National Guard Trainee

		Analyte (mg/kg)		**Aluminum**
		CAS Number		**7429-90-5**
		National Guard Trainee FWCUG[a]:		
		HQ=1		**34960**
		Risk=1E-5		--
		Background Criteria[b]		**13900**
		Precedent CUG[c]		--
Sample ID	**Date**	**Depth (ft)**	**Station**	**Result Exceeds FWCUG?/COC?**
B12sd-023M-SD	11/05/04	0.0 - 0.5	B12sd-023M	10000 No/No
B12sd-024M-SD	11/05/04	0.0 - 0.5	B12sd-024M	15000 No/No

[a]Facility-wide Cleanup Goals (FWCUG) for *National Guard Trainee from Facility-Wide Human Health Cleanup Goals for the Ravenna Army Ammunition Plant* (USACE 2010).

[b]Background criteria for sediment from final facility-wide background values for RVAAP, published in the *Final Phase II Remedial Investigation Report for Winklepeck Burning Grounds at Ravenna Army Ammunition Plant, Ravenna, Ohio* (USACE 2001).

[c]Precedent CUG from Table 5-12 of *Facility-Wide Human Health Cleanup Goals for the Ravenna Army Ammunition Plant* (USACE 2010).

bgs = below ground surface

CAS = Chemical Abstract Service

COC = Chemical of Concern

CUG = Cleanup Goal

HQ = Hazard Quotient

ISM = Incremental Sampling Method

Bold = Concentration exceeds FWCUG

-- = No value available

Table G-11. COC Screening for Sediment (0-1.0 ft bgs Samples) at the Building 1200 Area of Concern
Representative Receptor: National Guard Trainee

		Analyte (mg/kg)		Aluminum	Chromium[c]	Cobalt[d]
		CAS Number		7429-90-5	7440-47-3	7440-48-4
		National Guard Trainee FWCUG[a]:				
		HQ=1		34,960	1,000,000	140
		Risk=1E-5		--	--	70.3
		Background Criteria[b]		13,900	18.1	9.1
Sample ID	Date	Depth (ft)	Station	Result Exceeds FWCUG?/COC?	Result Exceeds FWCUG?/COC?	Result Exceeds FWCUG?/COC?
B12sb-031-5097-SO	02/23/10	0.0 - 1.0	B12sb-031	9090 No/No	20.2J No/No	26.6 No/No

[a]Facility-wide Cleanup Goals (FWCUG) for *National Guard Trainee from Facility-Wide Human Health Cleanup Goals for the Ravenna Army Ammunition Plant* (USACE 2010).

[b]Background criteria for sediment from final facility-wide background values for RVAAP, published in the *Final Phase II Remedial Investigation Report for Winklepeck Burning Grounds at Ravenna Army Ammunition Plant, Ravenna, Ohio* (USACE 2001).

[c]Reported concentration is for total chromium; FWCUG shown for trivalent chromium which is the appropriate comparison based on chromium speciation results at Building 1200 as described in Section 7.2.4.1.

[d]No FWCUG available for cobalt in sediment. Value is FWCUG for cobalt in soil.

Data Qualifiers: J=estimated

bgs = below ground surface

CAS = Chemical Abstract Service

COC = Chemical of Concern

HQ = Hazard Quotient

-- = No value available

Bold = Concentration exceeds FWCUG

Table G-12. COC Screening for Surface Water at the Building 1200 Area of Concern
Representative Receptor: National Guard Trainee

		Analyte (mg/L)		**Manganese**	**3-Nitrotoluene**	**RDX**	**Bis(2-ethylhexyl)phthalate**
		CAS Number		**7439-96-5**	**99-08-1**	**121-82-4**	**117-81-7**
		National Guard Trainee FWCUG[a]:					
			HQ=1	**14.488**	**--**	**19.654**	**0.679**
			Risk=1E-5	**--**	**--**	**1.668**	**0.0679**
		Background Criteria[b]		**0.391**	**--**	**--**	**--**
Sample ID	**Date**	**Depth (ft)**	**Station**	**Result Exceeds FWCUG?/COC?**	**Result Exceeds FWCUG?/COC?**	**Result Exceeds FWCUG?/COC?**	**Result Exceeds FWCUG?/COC?**
B12sw-025-SW	11/5/2004	0.0 - 0.1	B12sw-025	4.5 No/No	**0.00049J Yes/No[c]**	0.042 No/No	<0.015U No/No
B12sw-026-SW	11/5/2004	0.0 - 0.1	B12sw-026	0.48 No/No	<0.00034U No/No	0.0028 No/No	0.0045J No/No

[a]Facility-wide Cleanup Goals (FWCUG) for National Guard Trainee from *Facility-Wide Human Health Cleanup Goals for the Ravenna Army Ammunition Plant* (USACE 2010).

[b]Background criteria for surface water from final facility-wide background values for RVAAP, published in the *Final Phase II Remedial Investigation Report for Winklepeck Burning Grounds at Ravenna Army Ammunition Plant, Ravenna, Ohio* (USACE 2001).

[c]No FWCUG values available, reported concentration is less than residential tap water Regional Screening Level.

Data Qualifiers: J = estimated; U = not detected.

CAS = Chemical Abstract Service

COC = Chemical of Concern

HQ = Hazard Quotient

RDX = hexahydro-1,3,5-trinitro-1,3,5-triazine

-- = No value available

Bold = Concentration exceeds FWCUG

Table G-13. Sum-of-Ratios for Carcinogens
COC Screening for Surface Water at the Building 1200 Area of Concern
Representative Receptor: National Guard Trainee

		Analyte (mg/L)		RDX		Bis(2-ethylhexyl)phthalate		
		CAS Number		121-82-4		117-81-7		
		National Guard Trainee FWCUG[a]:						
		Risk=1E-5		1.668		0.0679		
		Background Criteria[b]		NA		NA		
Sample ID	Date	Depth (ft)	Station	Result	Ratio	Result	Ratio	SOR
B12sw-025-SW	11/5/2004	0.0 - 0.1	B12sw-025	0.042	3.E-02	ND	NA	3.E-02
B12sw-026-SW	11/5/2004	0.0 - 0.1	B12sw-026	0.0028	2.E-03	0.0045J	7.E-02	7.E-02

[a]Facility-wide Cleanup Goals (FWCUG) for National Guard Trainee from *Facility-Wide Human Health Cleanup Goals for the Ravenna Army Ammunition Plant* (USACE 2010).
[b]Background criteria for surface water from final facility-wide background values for RVAAP, published in the *Final Phase II Remedial Investigation Report for Winklepeck Burning Grounds at Ravenna Army Ammunition Plant, Ravenna, Ohio* (USACE 2001).
CAS = Chemical Abstract Service
COC = Chemical of Concern
NA = Not applicable
ND = Not detected
RDX = hexahydro-1,3,5-trinitro-1,3,5-triazine
SOR = Sum-of-ratios
-- = No value available

Table G-14. COC Screening for Shallow Surface Soil (0-1 ft bgs ISM Samples) at the Building 1200 Area of Concern
Unrestricted Land Use Receptor: Resident Farmer

		Analyte (mg/kg)		Aluminum	Chromium[d]	Cobalt	Manganese	RDX	Benzo(a)pyrene
		CAS Number		7429-90-5	7440-47-3	7440-48-4	7439-96-5	121-82-4	50-32-8
		Resident Farmer FWCUG[a]:							
		HQ=1		73798 RFC	81,473 RFC	1313 RFC	2927 RFC	227 RFC	--
		Risk=1E-5		--	1874/NA RFA	8030 RFA	--	80.3 RFC	0.221 RFA
		Background Criteria[b]		17700	17.4	10.4	1450	NA	NA
		Precedent CUG[c]		--	--	--	1800	--	--
Sample ID	Date	Depth (ft)	Station	Result Exceeds FWCUG?/COC?	Result Exceeds FWCUG?/COC?	Result Exceeds FWCUG?/COC?	Result Exceeds FWCUG?/COC?	Result Exceeds FWCUG?/COC?	Result Exceeds FWCUG?/COC?
B12ss-013M-SO	11/5/2004	0.0 - 1.0	B12ss-013M	12000 No/No	18 No/No	8.7 No/No	530 No/No	<0.2U No/No	NR
B12ss-014M-SO	11/5/2004	0.0 - 1.0	B12ss-014M	12000 No/No	20 No/No	9.3 No/No	480 No/No	<0.2U No/No	NR
B12ss-015M-SO	11/4/2004	0.0 - 1.0	B12ss-015M	12000 No/No	18 No/No	13 No/No	670 No/No	<0.2U No/No	0.011J No/No
B12ss-016M-SO	11/4/2004	0.0 - 1.0	B12ss-016M	30000 No/No	20 No/No	1.3 No/No	**4100 Yes/Yes**	<0.2U No/No	NR
B12ss-017M-SO	11/5/2004	0.0 - 0.5	B12ss-017M	17000 No/No	33 No/No	4.5 No/No	2700 No/No	0.13J No/No	NR
B12ss-018M-SO	11/5/2004	0.0 - 1.0	B12ss-018M	14000 No/No	22 No/No	9.3 No/No	770 No/No	<0.2U No/No	NR
B12ss-019M-SO	12/1/2004	0.0 - 0.5	B12ss-019M	16000 No/No	24 No/No	6.8 No/No	530 No/No	13 No/No	NR
B12ss-020M-SO	12/1/2004	0.0 - 0.5	B12ss-020M	14000 No/No	22 No/No	8 No/No	390 No/No	<0.2U No/No	NR
B12ss-021M-SO	11/10/2004	0.0 - 0.5	B12ss-021M	13000 No/No	24 No/No	8.2 No/No	910 No/No	<0.2U No/No	NR
B12ss-022M-SO	11/10/2004	0.0 - 1.0	B12ss-022M	15000 No/No	23 No/No	15 No/No	1800 No/No	<0.2U No/No	NR
B12ss-036M-5038-SO	2/16/2010	0.0 - 1.0	B12ss-036M	11200 No/No	23.3 No/No	13.4 No/No	1150 No/No	<0.25U No/No	0.027J No/No
B12ss-037M-5039-SO	2/16/2010	0.0 - 1.0	B12ss-037M	11800 No/No	36.1 No/No	9.3 No/No	466 No/No	<0.25U No/No	<0.0068U No/No
B12ss-038M-5040-SO	2/16/2010	0.0 - 1.0	B12ss-038M	12600 No/No	33.8 No/No	11.3 No/No	919 No/No	<0.25U No/No	<0.051U No/No

[a]Facility-wide Cleanup Goals (FWCUG) for Resident Farmer Adult (RFA) and Resident Farmer Child (RFC) from *Facility-Wide Human Health Cleanup Goals for the Ravenna Army Ammunition Plant* (USACE 2010). The lower of the two values for the RFA and RFC are presented as identified.

[b]Background criteria for 0-1 ft bgs from final facility-wide background values for RVAAP, published in the *Final Phase II Remedial Investigation Report for Winklepeck Burning Grounds at Ravenna Army Ammunition Plant, Ravenna, Ohio* (USACE 2001).

[c]Precedent CUG from Table 5-12 of Facility-Wide Human Health Cleanup Goals for the Ravenna Army Ammunition Plant (USACE 2010).

[d]Reported concentration is for total chromium; FWCUG shown for trivalent chromium which is the appropriate comparison based on chromium speciation results at Building 1200 as described in Section 7.2.4.1.

Data Qualifiers:
U = not detected
UJ = not detected and reporting limit estimated
J = estimated

bgs = below ground surface
CAS = Chemical Abstract Service
COC = Chemical of Concern
CUG = Cleanup Goal
HQ = Hazard Quotient
ISM = Incremental Sampling Method
NR = No result
RDX = hexahydro-1,3,5-trinitro-1,3,5-triazine
-- = Value not available
Bold = Concentration exceeds FWCUG

Table G-15. Sum-of-Ratios for Carcinogens
COC Screening for Shallow Surface Soil (0-1 ft bgs ISM Samples) at the Building 1200 Area of Concern
Unrestricted Land Use Receptor: Resident Farmer

		Analyte (mg/kg)		Cobalt		RDX		Benzo(a)pyrene		
		CAS Number		7440-48-4		121-82-4		50-32-8		
		Resident Farmer FWCUG[a]:								
			Risk=1E-5	8030 RFA		80.3 RFC		0.221 RFA		
		Background Criteria[b]		10.4		--		--		
Sample ID	Date	Depth (ft)	Station	Result	Ratio	Result	Ratio	Result	Ratio	SOR
B12ss-013M-SO	11/5/2004	0.0 - 1.0	B12ss-013M	8.7	NA[c]	<0.2U	NA	NR	NA	NA
B12ss-014M-SO	11/5/2004	0.0 - 1.0	B12ss-014M	9.3	NA[c]	<0.2U	NA	NR	NA	NA
B12ss-015M-SO	11/4/2004	0.0 - 1.0	B12ss-015M	13	2.E-03	<0.2U	NA	0.011	5.E-02	5.E-02
B12ss-016M-SO	11/4/2004	0.0 - 1.0	B12ss-016M	1.3	NA[c]	<0.2U	NA	NR	NA	NA
B12ss-017M-SO	11/5/2004	0.0 - 0.5	B12ss-017M	4.5	NA[c]	0.13	2.E-03	NR	NA	2.E-03
B12ss-018M-SO	11/5/2004	0.0 - 1.0	B12ss-018M	9.3	1.E-03	<0.2U	NA	NR	NA	1.E-03
B12ss-019M-SO	12/1/2004	0.0 - 0.5	B12ss-019M	6.8	8.E-04	13	2.E-01	NR	NA	2.E-01
B12ss-020M-SO	12/1/2004	0.0 - 0.5	B12ss-020M	8	NA[c]	<0.2U	NA	NR	NA	NA
B12ss-021M-SO	11/10/2004	0.0 - 0.5	B12ss-021M	8.2	1.E-03	<0.2U	NA	NR	NA	1.E-03
B12ss-022M-SO	11/10/2004	0.0 - 1.0	B12ss-022M	15	2.E-03	<0.2U	NA	NR	NA	2.E-03
B12ss-036M-5038-SO	2/16/2010	0.0 - 1.0	B12ss-036M	13.4	2.E-03	<0.25U	NA	0.027	1.E-01	1.E-01
B12ss-037M-5039-SO	2/16/2010	0.0 - 1.0	B12ss-037M	9.3	NA[c]	<0.25U	NA	<0.0068U	NA	NA
B12ss-038M-5040-SO	2/16/2010	0.0 - 1.0	B12ss-038M	11.3	NA[c]	<0.25U	NA	<0.051U	NA	NA

[a]Facility-wide Cleanup Goals (FWCUG) for Resident Farmer Adult (RFA) and Resident Farmer Child (RFC) from *Facility-Wide Human Health Cleanup Goals for the Ravenna Army Ammunition Plant* (USACE 2010). The lower of the two values for the RFA and RFC are presented as identified.

[b]Background criteria for 0-1 ft bgs from final facility-wide background values for RVAAP, published in the *Final Phase II Remedial Investigation Report for Winklepeck Burning Grounds at Ravenna Army Ammunition Plant, Ravenna, Ohio* (USACE 2001).

[c]Result for this sample not included in SOR because the reported concentration is less than background screening value.

Data Qualifiers:
U = not detected

bgs = below ground surface
CAS = Chemical Abstract Service
COC = Chemical of Concern
HQ = Hazard Quotient
ISM = Incremental Sampling Method
NA = Not applicable
NR = Not reported
RDX = hexahydro-1,3,5-trinitro-1,3,5-triazine
SOR = Sum-of-ratios
-- = No value available

Table G-16. COC Screening for Subsurface Soil (1-3 ft bgs Discrete Samples) at the Building 1200 Area of Concern
Unrestricted Land Use Receptor: Resident Farmer

Analyte (mg/kg)	CAS Number	Freq of Detect	Minimum Detect	Maximum Detect	Average Result	UCL 95	Dist.	EPC	Resident Farmer FWCUG[a]				Background Criteria[b]	Result Exceeds FWCUG?/COC?	COC Justification
									HQ=1	Source	Risk=1E-5	Source			
Arsenic	**7440-38-2**	**5/ 5**	**7.4**	**25.5**	**13.4**	**31.3**	**L**	**25.5**	**20.2**	**RFC**	**4.25**	**RFA**	**19.8**	**Yes/No**	**EPC similar to background[c]**

[a]Facility-wide Cleanup Goals (FWCUG) for Resident Farmer Adult (RFA) and Resident Farmer Child (RFC) from *Facility-Wide Human Health Cleanup Goals for the Ravenna Army Ammunition Plant* (USACE 2010). The lower of the two values for the RFA and RFC are presented as identified.

[b]Background criteria for >1 ft bgs from final facility-wide background values for RVAAP, published in the *Final Phase II Remedial Investigation Report for Winklepeck Burning Grounds at Ravenna Army Ammunition Plant, Ravenna, Ohio* (USACE 2001).

[c]See Section 7.2.4.4 for further explanation.

UCL 95=95% upper confidence limit of the mean.

Dist.: L=lognormal distribution, Land statistic used for UCL 95 calculation

bgs = below ground surface

CAS = Chemical Abstract Service

COC = Chemical of Concern

EPC = Exposure Point Concentration

HQ = Hazard Quotient

UCL = Upper Confidence Limit

Bold = Concentration exceeds FWCUG

Table G-17. COC Screening for Sediment (0-0.5 ft bgs ISM Samples)
at the Building 1200 Area of Concern
Unrestricted Land Use Receptor: Resident Farmer

Sample ID	Date	Analyte (mg/kg)		Aluminum
		CAS Number		7429-90-5
		Resdient Farmer FWCUG[a]:		
		HQ=1		73,798 RFC
		Risk=1E-5		--
		Background Criteria[b]		13,900
		Depth (ft)	Station	Result Exceeds FWCUG?/COC?
B12sd-023M-SD	11/05/04	0.0 - 0.5	B12sd-023M	10000 No/No
B12sd-024M-SD	11/05/04	0.0 - 0.5	B12sd-024M	15000 No/No

[a]Facility-wide Cleanup Goals (FWCUG) for Resident Farmer Adult (RFA) and Resident Farmer Child (RFC) from *Facility-Wide Human Health Cleanup Goals for the Ravenna Army Ammunition Plant* (USACE 2010). The lower of the two values for the RFA and RFC are presented as identified.

[b]Background criteria for sediment from final facility-wide background values for RVAAP, published in the *Final Phase II Remedial Investigation Report for Winklepeck Burning Grounds at Ravenna Army Ammunition Plant, Ravenna, Ohio* (USACE 2001).

bgs = below ground surface

CAS = Chemical Abstract Service

COC = Chemical of Concern

HQ = Hazard Quotient

ISM = Incremental Sampling Method

Bold = Concentration exceeds FWCUG

--=No value available

Table G-18. COC Screening for Sediment (0-1.0 ft bgs Sample) at the Building 1200 Area of Concern
Unrestricted Land Use Receptor: Resident Farmer

		Analyte (mg/kg)		Aluminum	Chromium[c]	Cobalt[d]
		CAS Number		7429-90-5	7440-47-3	7440-48-4
		Resident Farmer FWCUG[a]:				
		HQ=1		73,798 RFC	81,473 RFC	1,313 RFC
		Risk=1E-5		--	--	8,030 RFA
		Background Criteria[b]		13900	18.1	9.1
Sample ID	Date	Depth (ft)	Station	Result Exceeds FWCUG?/COC?	Result Exceeds FWCUG?/COC?	Result Exceeds FWCUG?/COC?
B12sb-031-5097-SO	02/23/10	0.0 - 1.0	B12sb-031	9090 No/No	20.2J No/No	26.6 No/No

[a]Facility-wide Cleanup Goals (FWCUG) for Resident Farmer Adult (RFA) and Resident Farmer Child (RFC) from *Facility-Wide Human Health Cleanup Goals for the Ravenna Army Ammunition Plant* (USACE 2010). The lower of the two values for the RFA and RFC are presented as identified.

[b]Background criteria for sediment from final facility-wide background values for RVAAP, published in the *Final Phase II Remedial Investigation Report for Winklepeck Burning Grounds at Ravenna Army Ammunition Plant, Ravenna, Ohio* (USACE 2001).

[c]Reported concentration is for total chromium; FWCUG shown for trivalent chromium which is the appropriate comparison based on chromium speciation results at Building 1200 as described in Section 7.2.4.1.

[d]No FWCUG available for cobalt in sediment. Values are FWCUG for cobalt in soil.

Data Qualifiers: J=estimated

bgs = below ground surface

CAS = Chemical Abstract Service

COC = Chemical of Concern

HQ = Hazard Quotient

Bold = Concentration exceeds FWCUG

--=No value available

Table G-19. COC Screening for Surface Water at the Building 1200 Area of Concern
Unrestricted Land Use Receptor: Resident Farmer

		Analyte (mg/L)		Manganese	3-Nitrotoluene	RDX	Bis(2-ethylhexyl)phthalate
		CAS Number		7439-96-5	99-08-1	121-82-4	117-81-7
		Resident Farmer FWCUG[a]:					
		HQ=1		6.326 RFC	--	0.469 RFC	0.223 RFC
		Risk=1E-5		--	--	0.155 RFA	0.0349 RFA
		Background Criteria[b]		0.391	--	--	--
Sample ID	Date	Depth (ft)	Station	Result Exceeds FWCUG?/COC?	Result Exceeds FWCUG?/COC?	Result Exceeds FWCUG?/COC?	Result Exceeds FWCUG?/COC?
B12sw-025-SW	11/5/2004	0.0 - 0.1	B12sw-025	4.5 No/No	**0.00049J Yes/No[c]**	0.042 No/No	<0.015U No/No
B12sw-026-SW	11/5/2004	0.0 - 0.1	B12sw-026	0.48 No/No	<0.00034U No/No	0.0028 No/No	0.0045J No/No

[a]Facility-wide Cleanup Goals (FWCUG) for Resident Farmer Adult (RFA) and Resident Farmer Child (RFC) from *Facility-Wide Human Health Cleanup Goals for the Ravenna Army Ammunition Plant* (USACE 2010). The lower of the two values for the RFA and RFC are presented as identified.

[b]Background criteria for surface water from final facility-wide background values for RVAAP, published in the *Final Phase II Remedial Investigation Report for Winklepeck Burning Grounds at Ravenna Army Ammunition Plant, Ravenna, Ohio* (USACE 2001).

[c]No FWCUG values available, reported concentration is less than residential tap water Regional Screening Level.

Data Qualifiers: J = estimated; U = not detected.

CAS = Chemical Abstract Service

COC = Chemical of Concern

HQ = Hazard Quotient

RDX = hexahydro-1,3,5-trinitro-1,3,5-triazine

-- = No value available

Bold = Concentration exceeds FWCUG

Table G-20. Sum-of-Ratios for Carcinogens
COC Screening for Surface Water at the Building 1200 Area of Concern
Unrestricted Land Use Receptor: Resident Farmer

		Analyte (mg/L)		RDX		Bis(2-ethylhexyl)phthalate		
		CAS Number		121-82-4		117-81-7		
		Resident Farmer FWCUG[a]:						
		Risk=1E-5		0.155 RFA		0.0349 RFA		
		Background Criteria[b]		--		--		
Sample ID	Date	Depth (ft)	Station	Result	Ratio	Result	Ratio	SOR
B12sw-025-SW	11/5/2004	0.0 - 0.1	B12sw-025	0.042	3.E-01	ND	NA	3.E-01
B12sw-026-SW	11/5/2004	0.0 - 0.1	B12sw-026	0.0028	2.E-02	0.0045J	1.E-01	1.E-01

[a]Facility-wide Cleanup Goals (FWCUG) for Resident Farmer Adult (RFA) and Resident Farmer Child (RFC) from *Facility-Wide Human Health Cleanup Goals for the Ravenna Army Ammunition Plant* (USACE 2010). The lower of the two values for the RFA and RFC are presented as identified.
[b]Background criteria for surface water from final facility-wide background values for RVAAP, published in the *Final Phase II Remedial Investigation Report for Winklepeck Burning Grounds at Ravenna Army Ammunition Plant, Ravenna, Ohio* (USACE 2001).
Data Qualifiers: J=estimated
CAS = Chemical Abstract Service
COC = Chemical of Concern
ND = Not detected
RDX = hexahydro-1,3,5-trinitro-1,3,5-triazine
SOR = Sum-of-ratios
-- = No value available

APPENDIX H

Ecological Risk Assessment Information and Data

THIS PAGE INTENTIONALLY LEFT BLANK.

TABLE OF CONTENTS

LIST OF PHOTOGRAPHS

Photograph H-1. Southern Overflow of Former Settling Pond 1
Photograph H-2. Southern Overflow of Former Settling Pond 1
Photograph H-3. Drainage Ditch Between the Former Buildings and Former Settling Pond 2
Photograph H-4. Intermittently Flooded Field in the Eastern Part of the AOC 2

LIST OF FIGURES

Figure H-1. Locations of Photographs of Habitats (OHARNG 2008) 3
Figure H-2. Ohio Rapid Assessment Method Worksheet 4

LIST OF TABLES

Table H-1. ERA Findings for Soil (Characterization of 14 AOCs, MKM 2007) 6
Table H-2. ERA Findings for Sediment (Characterization of 14 AOCs, MKM 2007) 7
Table H-3. ERA Findings for Surface Water (Characterization of 14 AOCs, MKM 2007) 8
Table H-4. Checklist of Important Ecological Places and Resources at Building 1200 AOC 9
Table H-5. Natural Resources Management Goals (OHARNG 2008) 11
Table H-6. Sediment Reference Values for RVAAP 15
Table H-7. Ecological Screening Values for Chemical Analytes in Soil 16
Table H-8. Ecological Screening Values for Chemical Analytes in Sediment 33
Table H-9. SRC and Integrated COPEC Screening using the Maximum Concentration for Shallow Surface Soil (0-1 ft bgs ISM Samples) at the Building 1200 AOC 43
Table H-10. SRC and Integrated COPEC Screening using the Maximum Concentration for Sediment (ISM Samples) at the Building 1200 AOC 45
Table H-11. SRC and Integrated COPEC Screening using the Average Concentration for Shallow Surface Soil (0-1 ft bgs ISM Samples) at the Building 1200 AOC 46
Table H-12. SRC and Integrated COPEC Screening using the Average Concentration for Sediment (ISM Samples) at the Building 1200 AOC 48
Table H-13. SRC and Integrated COPEC Screening using the Maximum Concentration for Shallow Surface Soil (0-1 ft bgs ISM Samples) at the Building 1200 AOC, with Clean Fill Substituted for Selected Maximum Concentrations 49
Table H-14. SRC and Integrated COPEC Screening using the Average Concentration for Shallow Surface Soil (0-1 ft bgs ISM Samples) at the Building 1200 AOC, with Clean Fill Substituted for Selected Maximum Concentrations 51

REFERENCES 53

ACRONYMS AND ABBREVIATIONS

AOC	Area of Concern
ASL	Above Screening Level
BLBKG	Below Background Concentration
BRAC	Base Realignment and Closure
BSL	Below Screening Level
CAS	Chemical Abstract Service
CERCLA	Comprehensive Environmental Response, Compensation, and Liability Act
COPC	Chemical of Potential Concern
COPEC	Chemical of Potential Ecological Concern
DOE	Department of Energy
DOW	Department of Wildlife
EcoSSL	Ecological Soil Screening Level
EDQL	Ecological Data Quality Levels
EOLP	Erie/Ontario Lake Plain
ERA	Ecological Risk Assessment
ESL	Ecological Screening Level
ESV	Ecological Screening Value
GIS	Geographic Information System
HTRW	Hazardous, Toxic and Radioactive Waste
INRMP	Integrated Natural Resources Management Plan
MKM	MKM Engineers, Inc.
NSL	No Screening Level
OAC	Ohio Administrative Code
ODNR	Ohio Department of Natural Resources
OHARNG	Ohio Army National Guard
Ohio EPA	Ohio Environmental Protection Agency
PBT	Persistent, Bioaccumulative, and Toxic
PLS	Planning Level Survey
ppm	Parts Per Million
PRG	Preliminary Remediation Goal
RCRA	Resource Conservation and Recovery Act
RVAAP	Ravenna Army Ammunition Plant
SRC	Site-related Contaminant
SRV	Sediment Reference Value
SVOC	Semi-volatile Organic Compound
T&E	Threatened and Endangered Species
TEC	Toxicity Equivalent Concentration
USACE	United States Army Corps of Engineers
USEPA	United States Environmental Protection Agency
USFWS	United States Fish and Wildlife Service
VOC	Volatile Organic Compound



Photograph H-1. Southern Overflow of Former Settling Pond
Looking northwest on August 12, 2008. See Figure H-1 for location and direction (Photo 3).

Note *Fagus grandifolia – Acer saccharum – Liriodendron tulipifera* Forest Alliance in foreground and on the other side of the former settling pond the shallow conveyance is nearly dry.



Photograph H-2. Southern Overflow of Former Settling Pond
Looking northwest on May 18, 2010. See Figure H-1 for location and direction (Photo 4).

Note *Fagus grandifolia –Acer saccharum – Liriodendron tulipifera* Forest Alliance in foreground and on the other side of the former settling pond. Conveyance has some surface water after the week's rain storms.



Photograph H-3. Drainage Ditch Between the Former Buildings and Former Settling Pond Looking northeast on May 18, 2010. See Figure H-1 for location and direction (Photo 5).

Photograph notes inside the *Fagus grandifolia – Acer saccharum – Liriodendron tulipifera* Forest Alliance with surface water in the former drainage ditch after the week's rain storms.



Photograph H-4. Intermittently Flooded Field in the Eastern Part of the AOC Looking East on May 18, 2010. See Figure H-1 for location and direction (Photo 6)

Note Fagus grandifolia – Acer saccharum – Liriodendron tuplipifera Forest Alliance in background.

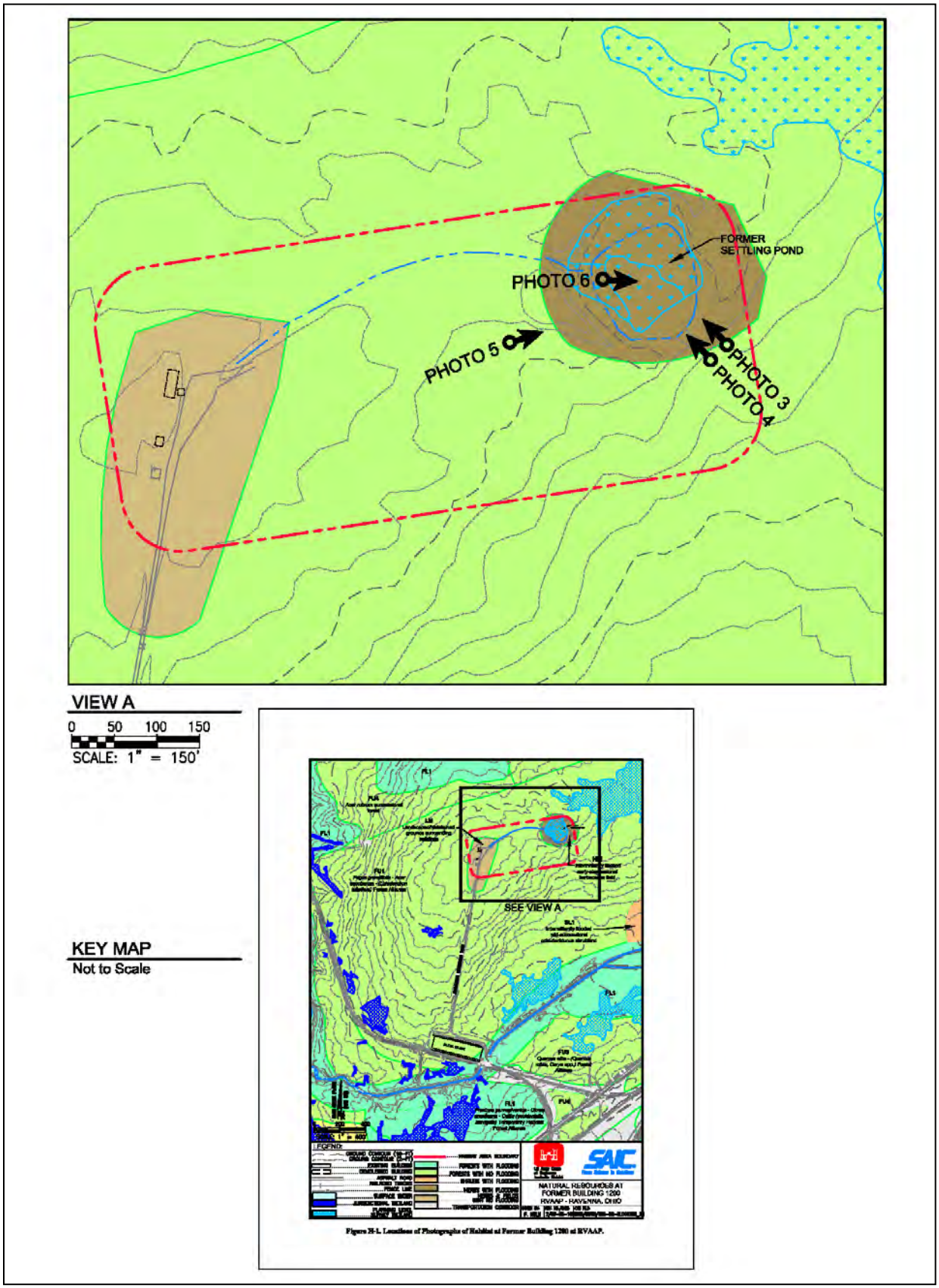

Figure H-1. Locations of Photographs of Habitats (OHARNG 2008)

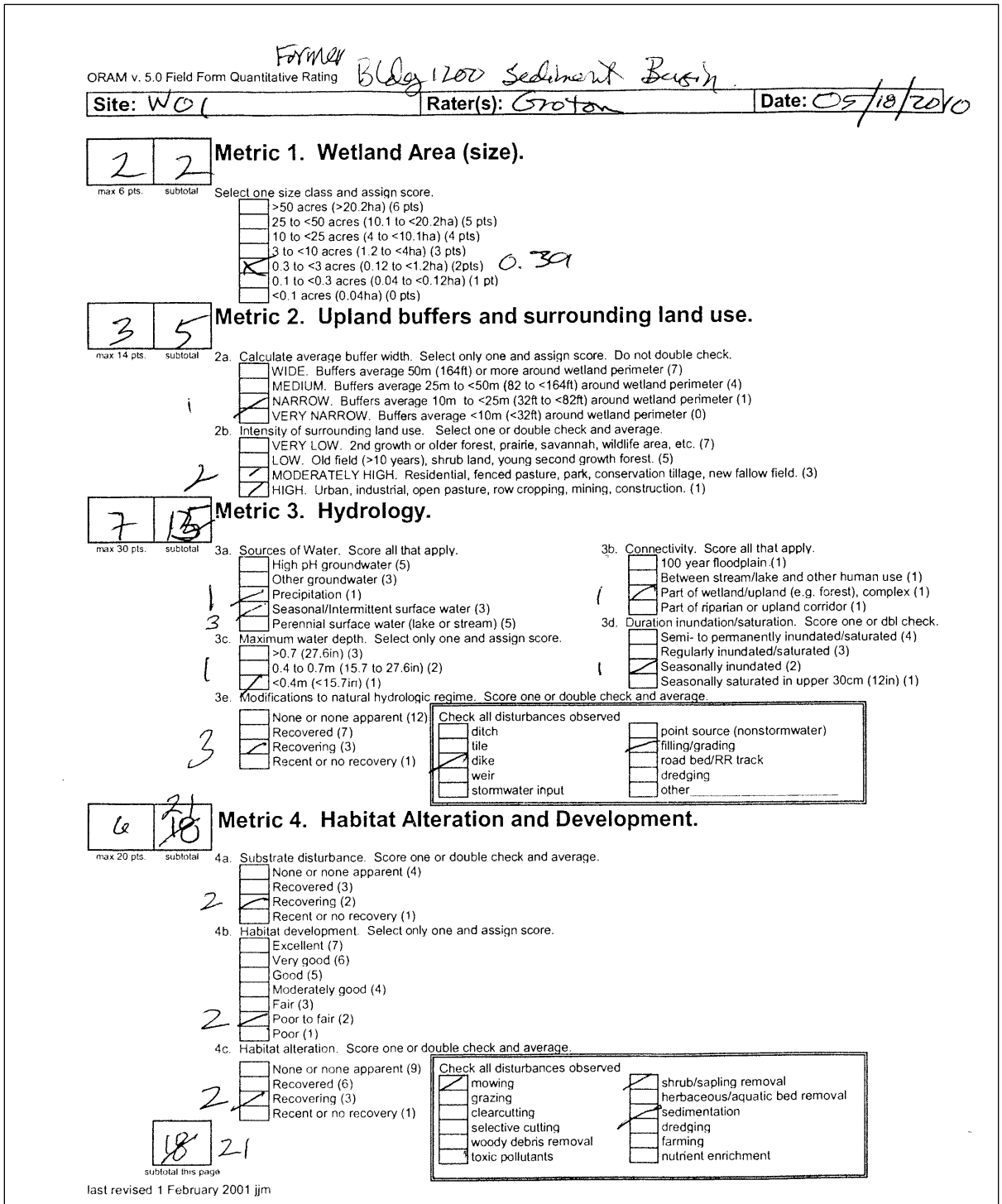
ORAM v. 5.0 Field Form Quantitative Rating — Former Bldg 1200 Sediment Basin

Site: WO1 | Rater(s): Groton | Date: 05/18/2010

Metric 1. Wetland Area (size). (2 / 2; max 6 pts.; subtotal)

Select one size class and assign score.
- [ ] >50 acres (>20.2ha) (6 pts)
- [ ] 25 to <50 acres (10.1 to <20.2ha) (5 pts)
- [ ] 10 to <25 acres (4 to <10.1ha) (4 pts)
- [ ] 3 to <10 acres (1.2 to <4ha) (3 pts)
- [x] 0.3 to <3 acres (0.12 to <1.2ha) (2pts) 0.39
- [ ] 0.1 to <0.3 acres (0.04 to <0.12ha) (1 pt)
- [ ] <0.1 acres (0.04ha) (0 pts)

Metric 2. Upland buffers and surrounding land use. (3 / 5; max 14 pts.; subtotal)

2a. Calculate average buffer width. Select only one and assign score. Do not double check.
- [ ] WIDE. Buffers average 50m (164ft) or more around wetland perimeter (7)
- [ ] MEDIUM. Buffers average 25m to <50m (82 to <164ft) around wetland perimeter (4)
- [x] NARROW. Buffers average 10m to <25m (32ft to <82ft) around wetland perimeter (1)
- [ ] VERY NARROW. Buffers average <10m (<32ft) around wetland perimeter (0)

2b. Intensity of surrounding land use. Select one or double check and average.
- [ ] VERY LOW. 2nd growth or older forest, prairie, savannah, wildlife area, etc. (7)
- [ ] LOW. Old field (>10 years), shrub land, young second growth forest. (5)
- [x] MODERATELY HIGH. Residential, fenced pasture, park, conservation tillage, new fallow field. (3)
- [x] HIGH. Urban, industrial, open pasture, row cropping, mining, construction. (1)

Metric 3. Hydrology. (7 / 15; max 30 pts.; subtotal)

3a. Sources of Water. Score all that apply.
- [ ] High pH groundwater (5)
- [ ] Other groundwater (3)
- [x] Precipitation (1)
- [x] Seasonal/Intermittent surface water (3)
- [ ] Perennial surface water (lake or stream) (5)

3b. Connectivity. Score all that apply.
- [ ] 100 year floodplain (1)
- [ ] Between stream/lake and other human use (1)
- [x] Part of wetland/upland (e.g. forest), complex (1)
- [ ] Part of riparian or upland corridor (1)

3c. Maximum water depth. Select only one and assign score.
- [ ] >0.7 (27.6in) (3)
- [ ] 0.4 to 0.7m (15.7 to 27.6in) (2)
- [x] <0.4m (<15.7in) (1)

3d. Duration inundation/saturation. Score one or dbl check.
- [ ] Semi- to permanently inundated/saturated (4)
- [ ] Regularly inundated/saturated (3)
- [x] Seasonally inundated (2)
- [ ] Seasonally saturated in upper 30cm (12in) (1)

3e. Modifications to natural hydrologic regime. Score one or double check and average.
- [ ] None or none apparent (12)
- [ ] Recovered (7)
- [x] Recovering (3)
- [ ] Recent or no recovery (1)

Check all disturbances observed
- [x] ditch
- [ ] tile
- [x] dike
- [ ] weir
- [ ] stormwater input
- [x] point source (nonstormwater)
- [x] filling/grading
- [ ] road bed/RR track
- [ ] dredging
- [ ] other

Metric 4. Habitat Alteration and Development. (6 / 18; max 20 pts.; subtotal)

4a. Substrate disturbance. Score one or double check and average.
- [ ] None or none apparent (4)
- [ ] Recovered (3)
- [x] Recovering (2)
- [ ] Recent or no recovery (1)

4b. Habitat development. Select only one and assign score.
- [ ] Excellent (7)
- [ ] Very good (6)
- [ ] Good (5)
- [ ] Moderately good (4)
- [ ] Fair (3)
- [x] Poor to fair (2)
- [ ] Poor (1)

4c. Habitat alteration. Score one or double check and average.
- [ ] None or none apparent (9)
- [ ] Recovered (6)
- [x] Recovering (3)
- [ ] Recent or no recovery (1)

Check all disturbances observed
- [x] mowing
- [ ] grazing
- [ ] clearcutting
- [ ] selective cutting
- [ ] woody debris removal
- [ ] toxic pollutants
- [x] shrub/sapling removal
- [ ] herbaceous/aquatic bed removal
- [x] sedimentation
- [x] dredging
- [ ] farming
- [ ] nutrient enrichment

18 / 21 subtotal this page

last revised 1 February 2001 jjm

7

Figure H-2. Ohio Rapid Assessment Method Worksheet

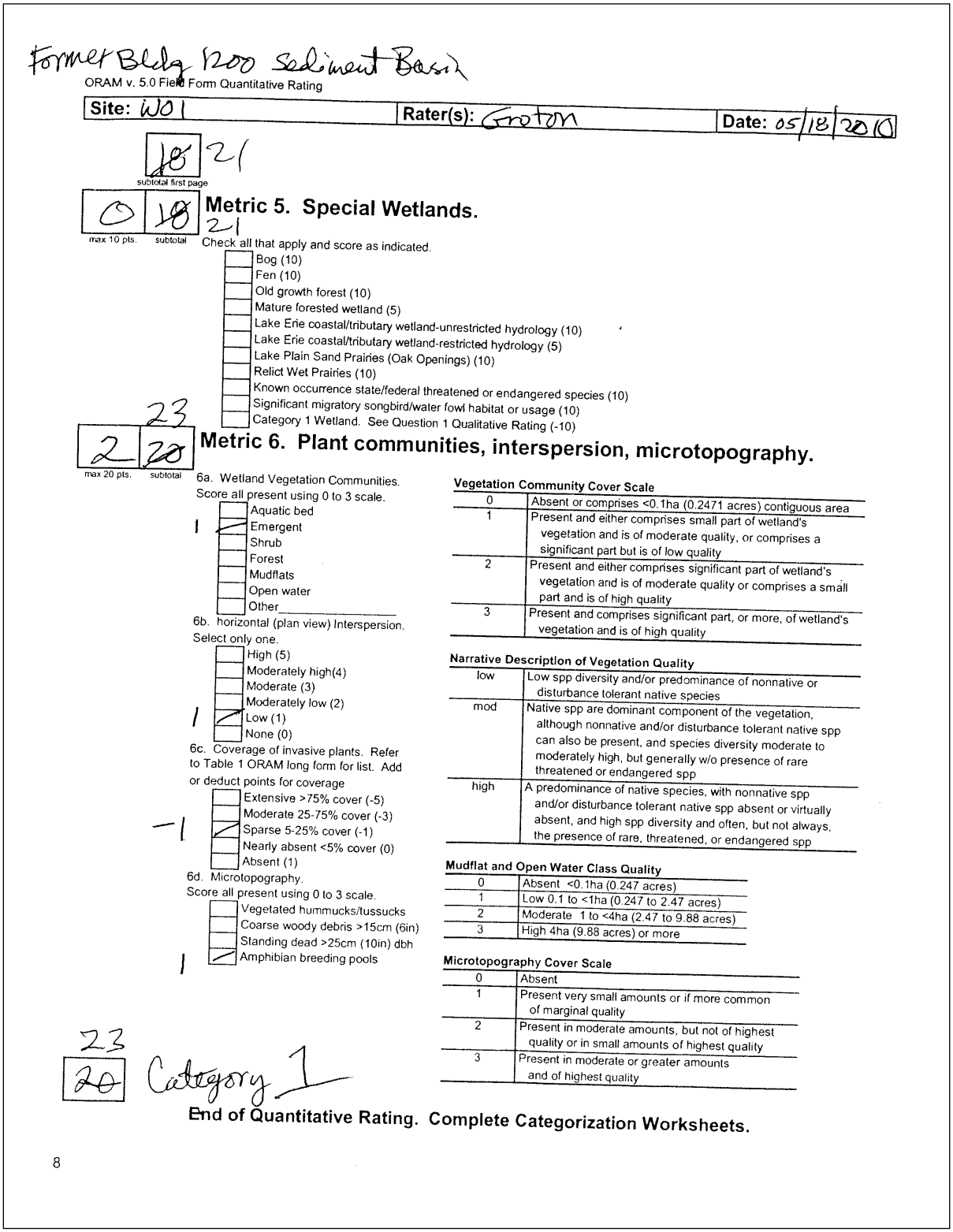

Former Bldg 1200 Sediment Basin

ORAM v. 5.0 Field Form Quantitative Rating

Site: WO1 | Rater(s): Groton | Date: 05/18/2010

18 → 21 (subtotal first page)

Metric 5. Special Wetlands.

0 | 18 → 21 (max 10 pts. | subtotal)

Check all that apply and score as indicated.

- [ ] Bog (10)
- [ ] Fen (10)
- [ ] Old growth forest (10)
- [ ] Mature forested wetland (5)
- [ ] Lake Erie coastal/tributary wetland-unrestricted hydrology (10)
- [ ] Lake Erie coastal/tributary wetland-restricted hydrology (5)
- [ ] Lake Plain Sand Prairies (Oak Openings) (10)
- [ ] Relict Wet Prairies (10)
- [ ] Known occurrence state/federal threatened or endangered species (10)
- [ ] Significant migratory songbird/water fowl habitat or usage (10)
- [ ] Category 1 Wetland. See Question 1 Qualitative Rating (-10)

Metric 6. Plant communities, interspersion, microtopography.

2 | 20 → 23 (max 20 pts. | subtotal)

6a. Wetland Vegetation Communities. Score all present using 0 to 3 scale.

- [ ] Aquatic bed
- [x] Emergent — 1
- [ ] Shrub
- [ ] Forest
- [ ] Mudflats
- [ ] Open water
- [ ] Other_____

6b. horizontal (plan view) Interspersion. Select only one.

- [ ] High (5)
- [ ] Moderately high(4)
- [ ] Moderate (3)
- [ ] Moderately low (2)
- [x] Low (1) — 1
- [ ] None (0)

6c. Coverage of invasive plants. Refer to Table 1 ORAM long form for list. Add or deduct points for coverage

- [ ] Extensive >75% cover (-5)
- [ ] Moderate 25-75% cover (-3)
- [x] Sparse 5-25% cover (-1) — -1
- [ ] Nearly absent <5% cover (0)
- [ ] Absent (1)

6d. Microtopography. Score all present using 0 to 3 scale.

- [ ] Vegetated hummucks/tussucks
- [ ] Coarse woody debris >15cm (6in)
- [ ] Standing dead >25cm (10in) dbh
- [x] Amphibian breeding pools — 1

Vegetation Community Cover Scale

0	Absent or comprises <0.1ha (0.2471 acres) contiguous area
1	Present and either comprises small part of wetland's vegetation and is of moderate quality, or comprises a significant part but is of low quality
2	Present and either comprises significant part of wetland's vegetation and is of moderate quality or comprises a small part and is of high quality
3	Present and comprises significant part, or more, of wetland's vegetation and is of high quality

Narrative Description of Vegetation Quality

low	Low spp diversity and/or predominance of nonnative or disturbance tolerant native species
mod	Native spp are dominant component of the vegetation, although nonnative and/or disturbance tolerant native spp can also be present, and species diversity moderate to moderately high, but generally w/o presence of rare threatened or endangered spp
high	A predominance of native species, with nonnative spp and/or disturbance tolerant native spp absent or virtually absent, and high spp diversity and often, but not always, the presence of rare, threatened, or endangered spp

Mudflat and Open Water Class Quality

0	Absent <0.1ha (0.247 acres)
1	Low 0.1 to <1ha (0.247 to 2.47 acres)
2	Moderate 1 to <4ha (2.47 to 9.88 acres)
3	High 4ha (9.88 acres) or more

Microtopography Cover Scale

0	Absent
1	Present very small amounts or if more common of marginal quality
2	Present in moderate amounts, but not of highest quality or in small amounts of highest quality
3	Present in moderate or greater amounts and of highest quality

23 → 20 Category 1

End of Quantitative Rating. Complete Categorization Worksheets.

8

Figure H-2. Ohio Rapid Assessment Method Worksheet (continued)

Table H-1. ERA Findings for Soil (Characterization of 14 AOCs, MKM 2007)

Table B12-14
Building 1200 Ecological Risk Screening Tables for Surface Soil (0-1 ft)
RVAAP 14 AOC Characterization
Ravenna Army Ammunition Plant, Ravenna, Ohio

Group	Parameter	Frequency of Detection	Average Concentration	Maximum Detected Concentration	Units	Surface Soil Background Concentration	Maximum Concentration > Background	Screening Value	Maximum Concentration > Screening value	PBT	COPC	COPC Rationale
Metals	Aluminum	11 / 11	15182	30000	mg/kg	17700	Yes	600 ss2	Yes	No	Yes	ASL
	Arsenic	11 / 11	10	14	mg/kg	15.4	No	9.9 ss1	Yes	No	No	BLBKG
	Barium	11 / 11	125	320	mg/kg	88.4	Yes	283 ss1	Yes	No	Yes	ASL
	Beryllium	11 / 11	1.6	5.9	mg/kg	0.88	Yes	10 ss1	No	No	No	BSL
	Cadmium	5 / 11	0.49	3.3	mg/kg	0.00	Yes	4 ss1	No	No	No	BSL
	Calcium	11 / 11	30682	190000	mg/kg	15800	Yes	NUT	No	No	No	BSL
	Chromium	11 / 11	22	33	mg/kg	17.4	Yes	0.4 ss1	Yes	No	Yes	ASL
	Cobalt	11 / 11	8.6	15	mg/kg	10.4	Yes	20 ss1	No	No	No	BSL
	Copper	11 / 11	20	71	mg/kg	17.7	Yes	60 ss1	Yes	No	Yes	ASL
	Iron	11 / 11	21355	28000	mg/kg	23100	Yes	200 ss2	Yes	No	Yes	ASL
	Lead	11 / 11	34	86	mg/kg	26.1	Yes	40.5 ss1	Yes	No	Yes	ASL
	Magnesium	11 / 11	5300	21000	mg/kg	3030	Yes	NUT	No	No	No	BSL
	Manganese	11 / 11	1235	4100	mg/kg	1450	Yes	100 ss2	Yes	No	Yes	ASL
	Nickel	11 / 11	17	21	mg/kg	21.1	No	30 ss1	No	No	No	BLBKG
	Potassium	11 / 11	1325	2300	mg/kg	927	Yes	NUT	No	No	No	BSL
	Selenium	8 / 11	0.96	1.6	mg/kg	1.4	Yes	0.21 ss1	Yes	No	Yes	ASL
	Sodium	11 / 11	475	1200	mg/kg	123	Yes	NUT	No	No	No	BSL
	Vanadium	11 / 11	21	29	mg/kg	31.1	No	2 ss1	Yes	No	No	BLBKG
	Zinc	11 / 11	98	180	mg/kg	61.8	Yes	8.5 ss1	Yes	No	Yes	ASL
	Mercury	8 / 11	0.045	0.097	mg/kg	0.04	Yes	0.00051 ss1	Yes	Yes	Yes	ASL
SVOCs	Benzo(a)anthracene	1 / 1	0.018	0.018	mg/kg	--	NA	5.21 ss4	No	No	No	BSL
	Benzo(a)pyrene	1 / 1	0.011	0.011	mg/kg	--	NA	1.52 ss4	No	No	No	BSL
	Benzo(b)fluoranthene	1 / 1	0.030	0.03	mg/kg	--	NA	59.8 ss4	No	No	No	BSL
	Benzo(g,h,i)perylene	1 / 1	0.021	0.021	mg/kg	--	NA	119 ss4	No	No	No	BSL
	Benzo(k)fluoranthene	1 / 1	0.013	0.013	mg/kg	--	NA	148 ss4	No	No	No	BSL
	Bis(2-ethylhexyl) phthalate	1 / 1	0.052	0.052	mg/kg	--	NA	0.925 ss4	No	No	No	BSL
	Chrysene	1 / 1	0.020	0.02	mg/kg	--	NA	4.73 ss4	No	No	No	BSL
	Fluoranthene	1 / 1	0.023	0.023	mg/kg	--	NA	122 ss4	No	No	No	BSL
	Pyrene	1 / 1	0.026	0.026	mg/kg	--	NA	78.5 ss4	No	No	No	BSL
Explosives	2,4,6-TNT	2 / 11	0.073	0.28	mg/kg	--	NA	--	NSL	No	Yes	NSL
	HMX	2 / 11	1.7	11	mg/kg	--	NA	--	NSL	No	Yes	NSL
	RDX	2 / 11	1.3	13	mg/kg	--	NA	--	NSL	No	Yes	NSL
Propellants	Nitrocellulose	1 / 1	0.87	0.87	mg/kg	--	NA	--	NSL	No	Yes	NSL

Notes:
-- - no value available
mg/kg - means milligrams per Kilogram (parts per million - ppm)
ss1 - Preliminary Remediation Goals (Efroymson et al , 1997a)
ss2 - Toxiclogolgical Benchmarks for Soil and Litter Invertebrates (Efrymonson et al 1997b)
ss3 - Toxiclogolgical Benchmarks for Terrestrial Plants (Efrymonson et al 1997c)
ss4- Ecological Data Quality Level (USEPA Region 5, 1999)
NA - not applicable
NUT - nutrient
BLBKG - below background concentration
PBT- persistent, bioaccumulative and toxic
NSL - no screening level
ASL- above screening level
BSL - below screening level

AOC = Area of Concern
COPC = Chemical of Potential Concern
ERA = Ecological Risk Assessment
SVOC = Semi-volatile Organic Compound

Table H-2. ERA Findings for Sediment (Characterization of 14 AOCs, MKM 2007)

Table B12-15
Building 1200 Ecological Risk Screening Tables for Sediment
RVAAP 14 AOC Characterization
Ravenna Army Ammunition Plant, Ravenna, Ohio

Group	Parameter	Frequency of Detection	Average Concentration	Maximum Detected Concentration	Units	Sediment Background Concentration	Maximum Concentration > Background	SRV	Maximum Concentration >SRV	Screening Value	Maximum Concentration > Screening value	PBT	COPC	COPC Rationale
Metals	Aluminum	3 / 3	12000	15000	mg/kg	13900	Yes	29000	No	--	NSL	No	No	BLSRV
	Arsenic	3 / 3	9.5	11	mg/kg	19.5	No	25	No	9.79 sd1	Yes	No	No	BLBKG
	Barium	3 / 3	87	120	mg/kg	123	No	190	No	--	NSL	No	No	BLBKG
	Beryllium	3 / 3	0.81	0.86	mg/kg	0.38	Yes	0.8	Yes	--	NSL	No	Yes	NSL
	Cadmium	1 / 3	0.22	0.19	mg/kg	0.00	Yes	0.79	No	0.99 sd1	No	No	No	BLSRV
	Calcium	3 / 3	1347	2700	mg/kg	5510	No	21000	No	NUT	No	No	No	BLBKG
	Chromium	3 / 3	17	18	mg/kg	18.1	No	29	No	43.4 sd1	No	No	No	BLBKG
	Cobalt	3 / 3	9.5	11	mg/kg	9.1	Yes	12	No	50 sd2	No	No	No	BLSRV
	Copper	3 / 3	19	20	mg/kg	27.6	No	32	No	31.6 sd1	No	No	No	BLBKG
	Iron	3 / 3	21000	23000	mg/kg	28200	No	41000	No	--	NSL	No	No	BLBKG
	Lead	3 / 3	20	22	mg/kg	27.4	No	47	No	35.8 sd1	No	No	No	BLBKG
	Magnesium	3 / 3	2533	2900	mg/kg	2760	Yes	7100	No	NUT	No	No	No	BLSRV
	Manganese	3 / 3	270	390	mg/kg	1950	No	1500	No	--	NSL	No	No	BLBKG
	Nickel	3 / 3	23	24	mg/kg	17.7	Yes	33	No	22.7 sd1	Yes	No	No	BLSRV
	Potassium	3 / 3	1400	1800	mg/kg	1950	No	6800	No	NUT	No	No	No	BLBKG
	Selenium	1 / 3	1.2	0.98	mg/kg	1.7	No	1.7	No	--	NSL	No	No	BLBKG
	Sodium	3 / 3	317	370	mg/kg	112	Yes	--	NA	NUT	No	No	No	BSL
	Vanadium	3 / 3	21	26	mg/kg	26.1	No	40	No	--	NSL	No	No	BLBKG
	Zinc	3 / 3	76	110	mg/kg	532	No	160	No	121 sd1	No	No	No	BLBKG
	Mercury	3 / 3	0.11	0.2	mg/kg	0.06	Yes	0.12	Yes	0.18 sd1	Yes	Yes	Yes	ASL
Pesticides	gamma-BHC	1 / 1	0.013	0.013	mg/kg	--	NA	--	NA	0.00237 sd1	Yes	Yes	Yes	ASL
VOCs	2-Butanone	1 / 1	0.019	0.019	mg/kg	--	NA	--	NA	0.0424 sd2	No	No	No	BSL
	Acetone	1 / 1	0.084	0.084	mg/kg	--	NA	--	NA	0.0099 sd2	Yes	No	Yes	ASL
SVOCs	Benzo(b)fluoranthene	1 / 1	0.14	0.14	mg/kg	--	NA	--	NA	10.4 sd2	No	No	No	BSL
	Benzo(g,h,i)perylene	1 / 1	0.16	0.16	mg/kg	--	NA	--	NA	0.17 sd2	No	No	No	BSL
	Total PAHs (1)	1 / 1	0.3	0.3	mg/kg	--	NA	--	NA	1.610 sd1	No	No	No	BSL
Propellants	Nitrocellulose	1 / 1	1.7	1.7	mg/kg	--	NA	--	NA	--	NSL	No	Yes	NSL

Notes:
-- - no value available
mg/kg - means milligrams per Kilogram (parts per million - ppm)
sd1 - Threshold Effects Concentration from McDonald et al , (2000)
sd2 - Ecological Data Quality Level (USEPA Region 5, 1999)
NUT - nutrient
NA - not applicable
BLBKG - below background concentration
PBT - persistent, bioaccumulative and toxic
NSL - no screening level
ASL - above screening level
BSL - below screening level
SRV-Sediment Reference Value (OEPA, 2003)
BLSRV-Below Sediment Reference Value
(1) - maximum detected concentration of total PAHs was calculated by summing positive detections

AOC = Area of Concern
COPC = Chemical of Potential Concern
ERA = Ecological Risk Assessment
SVOC = Semi-volatile Organic Compound
VOC = Volatile Organic Compound

Table H-3. ERA Findings for Surface Water (Characterization of 14 AOCs, MKM 2007)

Table B12-16
Building 1200 Ecological Risk Screening Tables for Surface Water
RVAAP 14 AOC Characterization
Ravenna Army Ammunition Plant, Ravenna, Ohio

Group	Parameter	Frequency of Detection	Average Concentration	Maximum Detected Concentration	Units	Surface Water Background Concentration	Maximum Concentration > Background	Screening Value	Maximum Concentration > Screening value	PBT	COPC	COPC Rationale
Metals	Aluminum	3 / 3	903	1600	ug/l	3370	No	--	NSL	No	No	BLBKG
	Barium	3 / 3	70	91	ug/l	47.5	Yes	2000 sw1	No	No	No	BSL
	Calcium	3 / 3	41000	49000	ug/l	41400	Yes	NUT	No	No	No	BSL
	Chromium	3 / 3	2.1	2.8	ug/l	0.00	Yes	2150 sw1[H]	No	No	No	BSL
	Iron	3 / 3	2733	3900	ug/l	2560	Yes	--	NSL	No	Yes	NSL
	Magnesium	3 / 3	5133	5900	ug/l	10800	No	NUT	No	No	No	BLBKG
	Manganese	3 / 3	3160	4500	ug/l	391	Yes	--	NSL	No	Yes	NSL
	Nickel	3 / 3	2.4	2.9	ug/l	0.00	Yes	563 sw1[H]	No	No	No	BSL
	Potassium	3 / 3	5933	6700	ug/l	3170	Yes	NUT	No	No	No	BSL
	Sodium	3 / 3	1047	1200	ug/l	21300	No	NUT	No	No	No	BLBKG
	Vanadium	1 / 3	4.3	2.8	ug/l	0.00	Yes	150 sw1	No	No	No	BSL
	Zinc	1 / 3	14	12	ug/l	42	No	144 sw1[H]	No	No	No	BLBKG
	Arsenic	2 / 3	1.9	3	ug/l	3.2	No	340 sw1	No	No	No	BLBKG
	Lead	1 / 3	1.4	1.2	ug/l	0.00	Yes	161 sw1[H]	No	No	No	BSL
	Mercury	1 / 3	0.084	0.051	ug/l	0.00	Yes	1.7 sw1	No	Yes	Yes	PBT
	Thallium	1 / 3	1.8	1.5	ug/l	0.00	Yes	79 sw1	No	No	No	BSL
VOCs	Acetone	3 / 3	6.4	7.2	ug/l	--	NA	--	NSL	No	Yes	NSL
	Toluene	2 / 3	0.93	1.3	ug/l	--	NA	560 sw1	No	No	No	BSL
SVOCs	2-Methylphenol	2 / 3	1.7	2.2	ug/l	--	NA	600 sw1	No	No	No	BSL
	4-Methylphenol	2 / 3	6.2	11	ug/l	--	NA	480 sw1	No	No	No	BSL
	Benzoic acid	2 / 3	61	93	ug/l	--	NA	--	NSL	No	Yes	NSL
	Benzyl alcohol	2 / 3	8.8	8.5	ug/l	--	NA	--	NSL	No	Yes	NSL
	Bis(2-ethylhexyl) phthalate	1 / 3	6.5	4.5	ug/l	--	NA	1100 sw1	No	No	No	BSL
	Phenol	2 / 3	6.7	10	ug/l	--	NA	4700 sw1	No	No	No	BSL
Explosives	3-Nitrotoluene	2 / 3	0.33	0.49	ug/l	--	NA	380 sw1	No	No	No	BSL
	HMX	3 / 3	19	29	ug/l	--	NA	1200 sw1	No	No	No	BSL
	RDX	3 / 3	27	42	ug/l	--	NA	520 sw1	No	No	No	BSL
Propellants	Nitroglycerine	2 / 3	4.0	5.9	ug/l	--	NA	160 sw1	No	No	No	BSL

Notes:
-- - no value available
ug/l - means micrograms per Liter (parts per billion - ppb)
sw1 - Ohio Water Quality Criteria (Reg 3745-1-07)
sw1[H] - Ohio Water Quality Criteria (Reg 3745-1-07) based on a site specific hardness of 124 (mg/l)
NA - not applicable
ID - insufficient data to calculate screening value
NUT - nutrient
BLBKG - below background concentration
PBT- persistent, bioaccumulative and toxic
NSL - no screening level
ASL- above screening level

AOC = Area of Concern
COPC = Chemical of Potential Concern
ERA = Ecological Risk Assessment
SVOC = Semi-volatile Organic Compound
VOC = Volatile Organic Compound

Table H-4. Checklist of Important Ecological Places and Resources at Building 1200 AOC

Resource	Army (2005)	Ohio EPA (2008)	Building 1200	
			Absent	Present
National Park	X	X	X	
Designated Federal Wilderness Area	X	X	X	
National Lakeshore Recreational Area	X	X	X	
Habitat known to be used by Federal designated or proposed threatened or endangered species	X	X	X	
National or State Wildlife Refuge	X	X	X	
Federal land designated for protection of natural ecosystems	X	X	X	
Habitat known to be used by state designated threatened or endangered species	X	X	X	
Federally-designated Scenic or Wild River	X	X	X	
State land designated for wildlife or game management	X	X	X	
State-designated Scenic or Wild River	X	X	X	
Wetlands and waters of the State[a]	X	X		X
National preserve	X	X[b]	X	
State-designated Natural Areas	X	X[b]	X	
Spawning areas critical for the maintenance of fish/shellfish species within river, lake, or coastal tidal waters	X	X[c]	X	
Migratory pathways and feeding areas critical for maintenance of anadromous fish species[d]	X	X[c]	X	
Terrestrial areas used for breeding by large or dense aggregations of animals	X	X[c]	X	
Particular areas, relatively small in size, important to maintenance of unique biotic communities	X	X[c]	X	
Locally important ecological place[e]	X			X
Critical habitat for Federal designated threatened or endangered species	X		X	
Marine Sanctuary	X		X	
Areas identified under the Coastal Zone Management Act	X		X	
Sensitive Areas identified under the National Estuary Program or Near Coastal Waters Program	X		X	
Critical areas identified under the Clean Lakes Program	X		X	
National Monument	X		X	
National Seashore Recreational Area	X		X	
Unit of Coastal Barrier Resources System	X		X	
Coastal Barrier (undeveloped)	X		X	
Coastal Barrier (partially developed)	X		X	
Administratively Proposed Federal Wilderness Area	X		X	
National river reach designated as Recreational	X		X	
Habitat known to be used by species under review as to its Federal threatened or endangered status	X		X	
State-designated areas for protection or maintenance of aquatic life	X		X	
Fragile landscapes, land sensitive to degradation if vegetative habitat or cover diminishes	X		X	
State, local, or private land designated for protection of natural ecosystems		X	X	
Federal land designated for wildlife or game management		X	X	
Surface water, as that term is used in Chapter 3745-1 of the OAC		X	X	

Table H-4. Checklist of Important Ecological Places and Resources at Building 1200 AOC (continued)

Resource	Army (2005)	Ohio EPA (2008)	Building 1200	
			Absent	Present
Federally-listed or state-listed threatened or endangered species		X	X	
State of Ohio special interest or declining species and its associated habitat		X	X	
State Park		X	X	

U.S. Army Biological Technical Assistance Group, *Technical Document for Ecological Risk Assessment: Process for Developing Management Goals*. August 2005.
Ohio EPA. *Guidance for Conducting Ecological Risk Assessments (Ohio EPA)*. Division of Emergency and Remedial Response. April 2008.
[a]For Ohio EPA 2008, as qualified by "regulated under federal law and state of Ohio's water quality laws."
[b]Ohio EPA does not restrict preserves and natural areas to National or State.
[c]Ohio EPA lists "wildlife populations and their associated important nesting areas and food resources, taking into consideration land use and the quality and extent of habitat on and in the vicinity of the site."
[d]Within river reaches or areas in lakes or coastal tidal waters in which fish spend extended periods of time.
[e]Identified by the Integrated Natural Resource Management Plan (INRMP), Base Realignment and Closure (BRAC) Cleanup Plan or Redevelopment Plan, or other official land management plans.
The Ohio Army National Guard INRMP (OHARNG 2008) has five special interest areas (important resources) at RVAAP: mixed mature woods, Hemlock Ravine-Wadsworth Glen, mixed swamp forest, mixed valuable communities, and oak/maple swamp forest. Also, the OHARNG recognizes the importance of federal and state-listed threatened and endangered plant and animal species.
x = Designated as important and **when bolded there are possible qualifiers.**
OAC = Ohio Administrative Code
Ohio EPA = Ohio Environmental Protection Agency
RVAAP = Ravenna Army Ammunition Plant

Table H-5. Natural Resources Management Goals (OHARNG 2008)

Goals and Objectives of Ohio Army National Guard	Comments on Goals Relative to HTRW Work at RVAAP
Goal 1. Manage natural resources in a manner that is compatible with and supports the military mission while complying with applicable Federal and State laws and Army regulations and policies. Objective 1.1: Initiate programs and projects that enhance the training land and training opportunities and/or do not unnecessarily limit training land availability. Objective 1.2: Continue to educate Camp Ravenna users regarding the natural resources at the Camp Ravenna and their part in ensuring sustainable use of the site in perpetuity.	U.S. Army committed to natural resources management in a manner that is compatible with and supports the military mission and complies with Federal and State laws and Army regulations and policies.
Goal 2. Maintain and foster positive working relationships with the U.S. Fish and Wildlife Service, the ODNR DOW, and other federal, state and local natural resources management agencies and organizations for the benefit of the military mission, the natural resources being managed, and the citizens of Ohio and the nation. Objective 2.1: Effectively communicate mission needs to cooperating agencies and solicit input/review on projects with the potential to impact natural resources, especially in areas of regulatory primacy. Objective 2.2: Provide copies of biological surveys to interested cooperating agencies. Objective 2.3: Facilitate cooperative management programs and projects that are compatible with the military mission and within the capabilities of the Camp Ravenna staff.	The U.S. Army works and coordinates with other federal and state agencies as necessary if mission or projects have the potential to impact natural resources.
Goal 3. Monitor the condition of the natural resources and the implied impacts from training and the natural resources management program on the natural resources at the Camp Ravenna. Objective 3.1: Maintain current species inventories and other PLSs through periodic reoccurring surveys and inventories.	The U.S. Army conducts natural resource management activities at the facility to monitor potential impacts from training or other disturbance activities.
Goal 4. Protect and maintain populations of rare plant and animal species on the Camp Ravenna in compliance with Federal and State laws and regulations. Objective 4.1: Avoid negative impacts to federally listed species and avoid/minimize impacts to State listed and otherwise rare species.	The U.S. Army protects and maintains populations of rare plant and animal species by implementing a natural resource management plan at the facility and by avoiding and/or not disturbing areas with rare species.

Table H-5. Natural Resources Management Goals (OHARNG 2008) (continued)

Goals and Objectives of Ohio Army National Guard	Comments on Goals Relative to HTRW Work at RVAAP
Goal 5. Sustain usable training lands and native natural resources by managing non-native and invasive species, vegetation and plant communities, and nuisance wildlife species. Objective 5.1: Manage populations of invasive plant species where they hinder training and/or habitat management objectives. Objective 5.2: Manage non-native and invasive insect species that pose a threat to forest resources. Objective 5.3: Manage terrestrial vegetation to support training, encourage native plant communities, and prevent damage to training site facilities and infrastructure. Objective 5.4: Manage the beaver population to prevent damage to training site facilities and infrastructure and to maintain the quality warm water habitats of Hinkley Creek, Sand Creek, and South Fork Eagle Creek. Objective 5.5: Manage other nuisance animals that negatively impact the ecosystem.	The U.S. Army sustains usable training lands and native natural resources by implementing a natural resource management plan, which incorporates invasive species and nuisance species management, and utilizing native species mixes for re-vegetation after ground disturbance activities.
Goal 6. Manage wildlife resources in a manner compatible with the military mission and within the limits of the natural habitat. Objective 6.1: Cooperatively manage wildlife resources with the Ohio DOW. Objective 6.2: Provide opportunity for wildlife recreation to the public that is compatible with the military mission. Objective 6.3: Maintain wildlife population without augmenting the habitat with artificial food plots.	The U.S. Army minimizes habitat disturbance during HTRW activities and utilizes sustainability practices when disturbance is required in order to properly manage and maintain wildlife populations and resources.

Table H-5. Natural Resources Management Goals (OHARNG 2008) (continued)

Goals and Objectives of Ohio Army National Guard	Comments on Goals Relative to HTRW Work at RVAAP
Goal 7. Manage forest resources to the benefit of the military mission, to perpetuate the ecosystem functions, to support regional ecosystem needs, and for the production of forest products. Objective 7.1: Maintain current forest resource data. Objective 7.2: Implement forest management strategies identified in the Camp Ravenna INRMP.	The U.S. Army sustains and manages forest resources by implementing a natural resource management plan. During HTRW activities, efforts are made by the Army to minimize impacts to forest communities.
Goal 8. Manage wetlands and other surface waters in accordance with applicable Federal, State, and local regulations and to protect water quality and ecological functions while facilitating the military mission. Objective 8.1: Avoid wetland fills. Objective 8.2: Minimize and mitigate unavoidable wetland fills. Objective 8.3: Maintain healthy aquatic ecosystems in ponds. Objective 8.4: Restore, enhance and create wetlands when possible and compatible with the military mission.	Wetlands and other surface waters are to be protected during disturbance activities in accordance with federal, state, and local regulations. Avoidance measures will be implemented as practical. Some AOCs have wetlands.
Goal 9. Manage soil to maintain productivity and prevent and repair erosion in accordance with State and Federal laws and regulations so that the Camp Ravenna can support doctrinally required military training in perpetuity. Objective 9.1: Conduct training and other activities in locations with soil most suitable for supporting the activity. Objective 9.2: Rehabilitate, repair, and maintain areas damaged by training and other activities.	Management of soil relevant to remedial activities under CERCLA. Appropriate storm water and erosion controls are to be utilized during activities that require ground disturbance.

Table H-5. Natural Resources Management Goals (OHARNG 2008) (continued)

Goals and Objectives of Ohio Army National Guard	Comments on Goals Relative to HTRW Work at RVAAP
Goal 10. Manage cultural resources on the Camp Ravenna in accordance with State and Federal laws and regulations while implementing the natural resources management program. Objective 10.1: Comply with Federal, State, and local laws and regulations pertaining to cultural resources found on the training site.	The U.S. Army utilizes a cultural resource management plan to manage and protect cultural resources at the facility. Coordination with state and federal agencies regarding cultural resources is conducted as necessary. Restoration contractors are also advised to utilize the Camp Ravenna Policy for Inadvertent Discoveries for reporting purposes should they come upon a cultural item.
Goal 11. Develop, maintain, and manage data regarding natural resources at the Camp Ravenna through the use of GIS for efficient data storage, retrieval, analysis, and presentation. Objective 11.1: Develop accurate and usable natural resources GIS data.	Natural resource data is collected and managed by the OHARNG. This data may be utilized during restoration activities in order to provide an accurate portrait of natural resources at an AOC.

OHARNG. *Integrated Natural Resources Management Plan and Environmental Assessment for the Ravenna Training and Logistics Site, Portage and Trumbull Counties, Ohio.* March 2008.

AOC = Area of Concern
CERCLA = Comprehensive Environmental Response, Compensation, and Liability Act
DOW = Department of Wildlife
GIS = Geographic Information System
HTRW = Hazardous, Toxic and Radioactive Waste
INRMP = Integrated Natural Resources Management Plan
ODNR = Ohio Department of Natural Resources
OHARNG = Ohio Army National Guard
Ohio EPA = Ohio Environmental Protection Agency
PLS = Planning Level Survey (Wetland)
RVAAP = Ravenna Army Ammunition Plant
T & E = Threatened and Endangered Species
USFWS = United States Fish and Wildlife Service

Table H-6. Sediment Reference Values for RVAAP

Chemical	SRV (mg/kg)
Aluminum	2.90E+04
Antimony	1.30E+00
Arsenic	2.50E+01
Barium	1.90E+02
Beryllium	8.00E-01
Cadmium	7.90E-01
Calcium	2.10E+04
Chromium	2.90E+01
Cobalt	1.20E+01
Copper	3.20E+01
Iron	4.10E+04
Lead	4.70E+01
Magnesium	7.10E+03
Manganese	1.50E+03
Mercury	1.20E-01
Nickel	3.30E+01
Potassium	6.80E+03
Selenium	1.70E+00
Silver	4.30E-01
Strontium	6.20E+01
Thallium	4.70E+00
Vanadium	4.00E+01
Zinc	1.60E+02

[a]Values are EOLP (Erie/Ontario Lake Plain) or statewide from Table 2 of Appendix H, Ohio EPA 2008 *Guidance for Conducting Ecological Risk Assessments*, April 2008.
RVAAP = Ravenna Army Ammunition Plant
SRV = Sediment Reference Value

Table H-7. Ecological Screening Values for Chemical Analytes in Soil

Analyte	CAS Registry Number	Soil Screening Values							
		USEPA EcoSSLs		DOE (1997a) Preliminary Remediation Goals for Ecological Endpoints[a]		USEPA Region 5 Ecological Screening Levels (2003) (update of 1998 EDQLs)		Preferred Ecological Screening Value (ESV)[d]	
		Number (mg/kg dry soil)	Source	Number (mg/kg)	Source	Number (mg/kg)	Source	Number (mg/kg)	Source
Metals									
Aluminum	7429-90-5	--*	Al EcoSSL	50	PRGs[b]	--	--	50	PRGs
Antimony	7440-36-0	0.27	mammalian EcoSSL for Sb	5	PRGs	0.142	USEPA Reg 5	2.70E-01	mammalian EcoSSL for Sb
Arsenic	7440-38-2	18	plant EcoSSL for As	9.9	PRGs	5.7	USEPA Reg 5	1.80E+01	plant EcoSSL for As
Barium	7440-39-3	330	soil invert EcoSSL for Ba	283	PRGs	1.04	USEPA Reg 5	3.30E+02	soil invert EcoSSL for Ba
Beryllium	7440-41-7	21	mammalian EcoSSL for Be	10	PRGs	1.06	USEPA Reg 5	2.10E+01	mammalian EcoSSL for Be
Bismuth	7440-69-9	--	--	--	--	--	--	No ESV	No Source
Boron	7440-42-8	--	--	0.5	PRGs	--	--	5.00E-01	PRGs
Bromine	7726-95-6	--	--	10	PRGs	--	--	1.00E+01	PRGs
Cadmium	7440-43-9	0.36	mammalian EcoSSL for Cd	4	PRGs	0.00222	USEPA Reg 5	3.60E-01	mammalian EcoSSL for Cd
Calcium	7440-70-2	--	--	--	--	--	--	No ESV	No Source
Chromium	16065-83-1	26	avian EcoSSL for Cr III	0.4	PRGs	0.4	ESL for Cr+3	2.60E+01	avian EcoSSL for Cr III
Cobalt	7440-48-4	13	plant EcoSSL for Co	20	PRGs	0.14	USEPA Reg 5	1.30E+01	plant EcoSSL for Co
Copper	7440-50-8	28	avian EcoSSL for Cu	60	PRGs	5.4	USEPA Reg 5	2.80E+01	avian EcoSSL for Cu
Cyanide	57-12-5	--	--	--	--	1.33	USEPA Reg 5	1.33E+00	USEPA Reg 5
Fluorine	7782-41-4	--	--	200	PRGs	--	--	2.00E+02	PRGs
Iodine	7553-56-2	--	--	4	PRGs	--	--	4.00E+00	PRGs
Iron	7439-89-6	--**	Fe EcoSSL	--	--	--	--	No ESV	No Source
Lanthanum	7439-91-0	--	--	--	--	--	--	No ESV	No Source

Table H-7. Ecological Screening Values for Chemical Analytes in Soil (continued)

Analyte	CAS Registry Number	Soil Screening Values							
		USEPA EcoSSLs		DOE (1997a) Preliminary Remediation Goals for Ecological Endpoints[a]		USEPA Region 5 Ecological Screening Levels (2003) (update of 1998 EDQLs)		Preferred Ecological Screening Value (ESV)[d]	
		Number (mg/kg dry soil)	Source	Number (mg/kg)	Source	Number (mg/kg)	Source	Number (mg/kg)	Source
Lead	7439-92-1	11	avian EcoSSL for Pb	40.5	PRGs	0.0537	USEPA Reg 5	1.10E+01	avian EcoSSL for Pb
Lithium	7439-93-2	--	--	2	PRGs	--	--	2.00E+00	PRGs
Magnesium	7439-95-4	--	--	--	--	--	--	No ESV	No Source
Manganese	7439-96-5	220	plant EcoSSL for Mn	500	PRGs[b]	--	--	2.20E+02	plant EcoSSL for Mn
Mercury	7439-97-6	--	--	0.00051	PRGs	0.1	USEPA Reg 5	5.10E-04	PRGs
Mercury, methyl	22967-92-6	--	--	--	--	0.00158	USEPA Reg 5	1.58E-03	USEPA Reg 5
Molybdenum	7439-98-7	--	--	2	PRGs	--	--	2.00E+00	PRGs
Nickel	7440-02-0	38	plant EcoSSL for Ni	30	PRGs	13.6	USEPA Reg 5	3.80E+01	plant EcoSSL for Ni
Potassium	7440-09-7	--	--	--	--	--	--	No ESV	No Source
Selenium	7782-49-2	0.52	plant EcoSSL for Se	0.21	PRGs	0.0276	USEPA Reg 5	5.20E-01	plant EcoSSL for Se
Silver	7440-22-4	4.2	avian EcoSSL for Ag	2	PRGs	4.04	USEPA Reg 5	4.20E+00	avian EcoSSL for Ag
Sodium	7440-23-5	--	--	--	--	--	--	No ESV	No Source
Sulfide	18496-25-8	--	--	--	--	0.00358	USEPA Reg 5	3.58E-03	USEPA Reg 5
Technetium	7440-26-8	--	--	0.2	PRGs	--	--	2.00E-01	PRGs
Tellurium	13494-80-9	--	--	--	--	--	--	No ESV	No Source
Thallium	7440-28-0	--	--	1	PRGs	0.0569	USEPA Reg 5	1.00E+00	PRGs
Tin	7440-31-5	--	--	50	PRGs	7.62	USEPA Reg 5	5.00E+01	PRGs
Titanium	7440-32-6	--	--	--	--	--	--	No ESV	No Source
Tungsten	7440-33-7	--	--	--	--	--	--	No ESV	No Source
Uranium	7440-61-1	--	--	5	PRGs	--	--	5.00E+00	PRGs

Table H-7. Ecological Screening Values for Chemical Analytes in Soil (continued)

Analyte	CAS Registry Number	Soil Screening Values							
		USEPA EcoSSLs		DOE (1997a) Preliminary Remediation Goals for Ecological Endpoints[a]		USEPA Region 5 Ecological Screening Levels (2003) (update of 1998 EDQLs)		Preferred Ecological Screening Value (ESV)[d]	
		Number (mg/kg dry soil)	Source	Number (mg/kg)	Source	Number (mg/kg)	Source	Number (mg/kg)	Source
Vanadium	7440-62-2	7.8	avian EcoSSL for V	2	PRGs	1.59	USEPA Reg 5	7.80E+00	avian EcoSSL for V
Zinc	7440-66-6	46	avian EcoSSL for Zn	8.5	PRGs	6.62	USEPA Reg 5	4.60E+01	avian EcoSSL for Zn
Organic Compounds									
Acenaphthene	83-32-9	--	--	20	PRGs	682	USEPA Reg 5	2.00E+01	PRGs
Acenaphthylene	208-96-8	--	--	--	--	682	USEPA Reg 5	6.82E+02	USEPA Reg 5
Acetone	67-64-1	--	--	--	--	2.5	USEPA Reg 5	2.50E+00	USEPA Reg 5
Acetonitrile	75-05-8	--	--	--	--	1.37	USEPA Reg 5	1.37E+00	USEPA Reg 5
Acetophenone	98-86-2	--	--	--	--	300	USEPA Reg 5	3.00E+02	USEPA Reg 5
Acetylamino fluorene[2-]	53-96-3	--	--	--	--	0.596	USEPA Reg 5	5.96E-01	USEPA Reg 5
Acrolein	107-02-8	--	--	--	--	5.27	USEPA Reg 5	5.27E+00	USEPA Reg 5
Acrylonitrile	107-13-1	--	--	--	--	0.0239	USEPA Reg 5	2.39E-02	USEPA Reg 5
Aldrin	309-00-2	--	--	--	--	0.00332	USEPA Reg 5	3.32E-03	USEPA Reg 5
4-Aminobiphenyl	92-67-1	--	--	--	--	0.00305	USEPA Reg 5	3.05E-03	USEPA Reg 5
Aniline	62-53-3	--	--	--	--	0.0568	USEPA Reg 5	5.68E-02	USEPA Reg 5
Anthracene	120-12-7	--	--	--	--	1480	USEPA Reg 5	1.48E+03	USEPA Reg 5
Aramite	140-57-8	--	--	--	--	166	USEPA Reg 5	1.66E+02	USEPA Reg 5
Azobenzene [p-(dimethylamino)]	60-11-7	--	--	--	--	0.04	USEPA Reg 5	4.00E-02	USEPA Reg 5
PCB-1016	12674-11-2	--	--	--	--	--	--	No ESV	No Source
Arochlor-1221	11104-28-2	--	--	--	--	--	--	No ESV	No Source

Table H-7. Ecological Screening Values for Chemical Analytes in Soil (continued)

Analyte	CAS Registry Number	Soil Screening Values							
		USEPA EcoSSLs		DOE (1997a) Preliminary Remediation Goals for Ecological Endpoints[a]		USEPA Region 5 Ecological Screening Levels (2003) (update of 1998 EDQLs)		Preferred Ecological Screening Value (ESV)[d]	
		Number (mg/kg dry soil)	Source	Number (mg/kg)	Source	Number (mg/kg)	Source	Number (mg/kg)	Source
Arochlor-1232	11141-16-5	--	--	--	--	--	--	No ESV	No Source
Arochlor-1242	53469-21-9	--	--	--	--	--	--	No ESV	No Source
Arochlor-1248	12672-29-6	--	--	--	--	--	--	No ESV	No Source
PCB-1254	11097-69-1	--	--	--	--	--	--	No ESV	No Source
PCB-1260	11096-82-5	--	--	--	--	--	--	No ESV	No Source
Benzene	71-43-2	--	--	--	--	0.255	USEPA Reg 5	2.55E-01	USEPA Reg 5
Benzenemethanol	100-51-6	--	--	--	--	65.8	USEPA Reg 5	6.58E+01	USEPA Reg 5
Benz(a)anthracene	56-55-3	--	--	--	--	5.21	USEPA Reg 5	5.21E+00	USEPA Reg 5
Benzo(a)pyrene	50-32-8	--	--	--	--	1.52	USEPA Reg 5	1.52E+00	USEPA Reg 5
Benzo(b)fluoranthene	205-99-2	--	--	--	--	59.8	USEPA Reg 5	5.98E+01	USEPA Reg 5
Benzo(ghi)perylene	191-24-2	--	--	--	--	119	USEPA Reg 5	1.19E+02	USEPA Reg 5
Benzo(k) fluoranthene	207-08-9	--	--	--	--	148	USEPA Reg 5	1.48E+02	USEPA Reg 5
BHC	608-73-1	--	--	--	--	--	--	No ESV	No Source
BHC, alpha	319-84-6	--	--	--	--	0.0994	USEPA Reg 5	9.94E-02	USEPA Reg 5
BHC, beta	319-85-7	--	--	--	--	0.00398	USEPA Reg 5	3.98E-03	USEPA Reg 5
BHC, delta	319-86-8	--	--	--	--	9.94	USEPA Reg 5	9.94E+00	USEPA Reg 5
BHC, gamma (Lindane)	58-89-9	--	--	--	--	0.005	USEPA Reg 5	5.00E-03	USEPA Reg 5
Biphenyl	92-52-4	--	--	60	PRGs	--	--	6.00E+01	PRGs

Table H-7. Ecological Screening Values for Chemical Analytes in Soil (continued)

Analyte	CAS Registry Number	Soil Screening Values							
		USEPA EcoSSLs		DOE (1997a) Preliminary Remediation Goals for Ecological Endpoints[a]		USEPA Region 5 Ecological Screening Levels (2003) (update of 1998 EDQLs)		Preferred Ecological Screening Value (ESV)[d]	
		Number (mg/kg dry soil)	Source	Number (mg/kg)	Source	Number (mg/kg)	Source	Number (mg/kg)	Source
bis(2-chloroethoxy) methane	111-91-1	--	--	--	--	0.302	USEPA Reg 5	3.02E-01	USEPA Reg 5
bis(2-Chloroethyl) ether	111-44-4	--	--	--	--	23.7	USEPA Reg 5	2.37E+01	USEPA Reg 5
bis(2-Ethylhexyl)phthalate	117-81-7	--	--	--	--	0.925	USEPA Reg 5	9.25E-01	USEPA Reg 5
4-Bromoaniline	106-40-1	--	--	--	--	--	--	No ESV	No Source
Bromodichloro methane	75-27-4	--	--	--	--	0.54	USEPA Reg 5	5.40E-01	USEPA Reg 5
Bromoform	75-25-2	--	--	--	--	15.9	USEPA Reg 5	1.59E+01	USEPA Reg 5
Bromomethane	74-83-9	--	--	--	--	0.235	USEPA Reg 5	2.35E-01	USEPA Reg 5
4-bromophenyl-phenylether	101-55-3	--	--	--	--	--	--	No ESV	No Source
2-Butanone	78-93-3	--	--	--	--	89.6	USEPA Reg 5	8.96E+01	USEPA Reg 5
Butylbenzyl phthalate	85-68-7	--	--	--	--	0.239	USEPA Reg 5	2.39E-01	USEPA Reg 5
N-Nitrosodi-n-Butylamine	924-16-3	--	--	--	--	0.267	USEPA Reg 5	2.67E-01	USEPA Reg 5
Carbazole	86-74-8	--	--	--	--	--	--	No ESV	No Source
Carbon disulfide	75-15-0	--	--	--	--	0.0941	USEPA Reg 5	9.41E-02	USEPA Reg 5
Carbon tetrachloride	56-23-5	--	--	--	--	2.98	USEPA Reg 5	2.98E+00	USEPA Reg 5
Chlordane	12789-03-6	--	--	--	--	0.224	USEPA Reg 5	2.24E-01	USEPA Reg 5
alpha-Chlordane	12789-03-6	--	--	--	--	0.224	USEPA Reg 5	2.24E-01	USEPA Reg 5
gamma-Chlordane	12789-03-6	--	--	--	--	0.224	USEPA Reg 5	2.24E-01	USEPA Reg 5

Table H-7. Ecological Screening Values for Chemical Analytes in Soil (continued)

Analyte	CAS Registry Number	Soil Screening Values							
		USEPA EcoSSLs		DOE (1997a) Preliminary Remediation Goals for Ecological Endpoints[a]		USEPA Region 5 Ecological Screening Levels (2003) (update of 1998 EDQLs)		Preferred Ecological Screening Value (ESV)[d]	
		Number (mg/kg dry soil)	Source	Number (mg/kg)	Source	Number (mg/kg)	Source	Number (mg/kg)	Source
Chloroacetamide	79-07-2	--	--	2	PRGs[c]	--	--	2.00E+00	PRGs
3-Chloroaniline	108-42-9	--	--	20	PRGs	--	--	2.00E+01	PRGs
4-Chloroaniline	106-47-8	--	--	--	--	1.1	USEPA Reg 5	1.10E+00	USEPA Reg 5
Chlorobenzene	108-90-7	--	--	40	PRGs	13.1	USEPA Reg 5	4.00E+01	PRGs
Chlorobenzilate	510-15-6	--	--	--	--	5.05	USEPA Reg 5	5.05E+00	USEPA Reg 5
Chloroethane	75-00-3	--	--	--	--	--	--	No ESV	No Source
Chloroform	67-66-3	--	--	--	--	1.19	USEPA Reg 5	1.19E+00	USEPA Reg 5
Chloromethane	74-87-3	--	--	--	--	10.4	USEPA Reg 5	1.04E+01	USEPA Reg 5
2-Chloronaphthalene	91-58-7	--	--	--	--	0.0122	USEPA Reg 5	1.22E-02	USEPA Reg 5
2-Chlorophenol	95-57-8	--	--	--	--	0.243	USEPA Reg 5	2.43E-01	USEPA Reg 5
3-Chlorophenol	108-43-0	--	--	7	PRGs	--	--	7.00E+00	PRGs
4-Chlorophenol	106-48-9	--	--	--	--	--	--	No ESV	No Source
4-Chlorophenyl-phenyl ether	7005-72-3	--	--	--	--	--	--	No ESV	No Source
4-chloro-3-methylphenol	59-50-7	--	--	--	--	7.95	USEPA Reg 5	7.95E+00	USEPA Reg 5
Chloropropene	107-05-1	--	--	--	--	0.0134	USEPA Reg 5	1.34E-02	USEPA Reg 5
Chloroprene	126-99-8	--	--	--	--	0.0029	USEPA Reg 5	2.90E-03	USEPA Reg 5
Chrysene	218-01-9	--	--	--	--	4.73	USEPA Reg 5	4.73E+00	USEPA Reg 5
m-Cresol	108-39-4	--	--	--	--	3.49	USEPA Reg 5	3.49E+00	USEPA Reg 5
2,4-D	94-75-7	--	--	--	--	0.0272	USEPA Reg 5	2.72E-02	USEPA Reg 5

Table H-7. Ecological Screening Values for Chemical Analytes in Soil (continued)

Analyte	CAS Registry Number	Soil Screening Values							
		USEPA EcoSSLs		DOE (1997a) Preliminary Remediation Goals for Ecological Endpoints[a]		USEPA Region 5 Ecological Screening Levels (2003) (update of 1998 EDQLs)		Preferred Ecological Screening Value (ESV)[d]	
		Number (mg/kg dry soil)	Source	Number (mg/kg)	Source	Number (mg/kg)	Source	Number (mg/kg)	Source
4,4'-DDD	72-54-8	0.021	mammalian EcoSSL for DDT and metabolites	--	--	0.758	USEPA Reg 5	2.10E-02	mammalian EcoSSL for DDT and metabolites
4,4'-DDE	72-55-9	0.021	mammalian EcoSSL for DDT and metabolites	--	--	0.596	USEPA Reg 5	2.10E-02	mammalian EcoSSL for DDT and metabolites
4,4'-DDT	50-29-3	0.021	mammalian EcoSSL for DDT and metabolites	--	--	0.0035	USEPA Reg 5	2.10E-02	mammalian EcoSSL for DDT and metabolites
Diallate	2303-16-4	--	--	--	--	0.452	USEPA Reg 5	4.52E-01	USEPA Reg 5
Diazinon	333-41-5	--	--	--	--	--	--	No ESV	No Source
Dibenz(a,h) anthracene	53-70-3	--	--	--	--	18.4	USEPA Reg 5	1.84E+01	USEPA Reg 5
Dibenzofuran	132-64-9	--	--	--	--	--	--	No ESV	No Source
1,2-Dibromo-3-Chloropropane	96-12-8	--	--	--	--	0.0352	USEPA Reg 5	3.52E-02	USEPA Reg 5
Dibromochloro methane	124-48-1	--	--	--	--	2.05	USEPA Reg 5	2.05E+00	USEPA Reg 5
Dibromoethane	106-93-4	--	--	--	--	1.23	USEPA Reg 5	1.23E+00	USEPA Reg 5
2,4-Dichloroaniline	554-00-7	--	--	100	PRGs[c]	--	--	1.00E+02	PRGs
3,4-Dichloroaniline	95-76-1	--	--	20	PRGs[c]	--	--	2.00E+01	PRGs
1,2-Dichlorobenzene	95-50-1	--	--	--	--	2.96	USEPA Reg 5	2.96E+00	USEPA Reg 5
1,3-Dichlorobenzene	541-73-1	--	--	--	--	37.7	USEPA Reg 5	3.77E+01	USEPA Reg 5
1,4-Dichlorobenzene	106-46-7	--	--	20	PRGs	0.546	USEPA Reg 5	2.00E+01	PRGs
3,3'-Dichlorobenzidine	91-94-1	--	--	--	--	0.646	USEPA Reg 5	6.46E-01	USEPA Reg 5

Table H-7. Ecological Screening Values for Chemical Analytes in Soil (continued)

Analyte	CAS Registry Number	Soil Screening Values							
		USEPA EcoSSLs		DOE (1997a) Preliminary Remediation Goals for Ecological Endpoints[a]		USEPA Region 5 Ecological Screening Levels (2003) (update of 1998 EDQLs)		Preferred Ecological Screening Value (ESV)[d]	
		Number (mg/kg dry soil)	Source	Number (mg/kg)	Source	Number (mg/kg)	Source	Number (mg/kg)	Source
Cis-1,4-dichloro-2-butene	1476-11-5	--	--	--	--	--	--	No ESV	No Source
Trans-1,4-dichloro-2-butene	110-57-6	--	--	--	--	--	--	No ESV	No Source
Dichlorodifluro methane	75-71-8	--	--	--	--	39.5	USEPA Reg 5	3.95E+01	USEPA Reg 5
1,1-Dichloroethane	75-34-3	--	--	--	--	20.1	USEPA Reg 5	2.01E+01	USEPA Reg 5
1,2-Dichloroethane	107-06-2	--	--	--	--	21.2	USEPA Reg 5	2.12E+01	USEPA Reg 5
1,1-Dichloroethene	75-35-4	--	--	--	--	8.28	USEPA Reg 5	8.28E+00	USEPA Reg 5
1,2-Dichloroethene	540-59-0	--	--	--	--	0.784	USEPA Reg 5 (for trans form)	7.84E-01	USEPA Reg 5 (for trans form)
2,4-Dichlorophenol	120-83-2	--	--	--	--	87.5	USEPA Reg 5	8.75E+01	USEPA Reg 5
2,6-Dichlorophenol	87-65-0	--	--	--	--	1.17	USEPA Reg 5	1.17E+00	USEPA Reg 5
3,4-Dichlorophenol	95-77-2	--	--	20	PRGs	--	--	2.00E+01	PRGs
1,2-Dichloropropane	78-87-5	--	--	700	PRGs[c]	32.7	USEPA Reg 5	7.00E+02	PRGs
cis-1,3-Dichloropropene	10061-01-5	--	--	--	--	0.398	USEPA Reg 5	3.98E-01	USEPA Reg 5
trans-1,3-Dichloropropene	10061-02-6	--	--	--	--	0.398	USEPA Reg 5	3.98E-01	USEPA Reg 5
Dieldrin	60-57-1	0.0049	mammalian EcoSSL for Dieldrin	--	--	0.00238	USEPA Reg 5	4.90E-03	mammalian EcoSSL for Dieldrin
O,O-Diethyl O-2-pyrazinylphosphorothioate	297-97-2	--	--	--	--	0.799	USEPA Reg 5	7.99E-01	USEPA Reg 5
Diethylphthalate	84-66-2	--	--	100	PRGs	24.8	USEPA Reg 5	1.00E+02	PRGs
Dimethoate	60-51-5	--	--	--	--	0.218	USEPA Reg 5	2.18E-01	USEPA Reg 5

Table H-7. Ecological Screening Values for Chemical Analytes in Soil (continued)

Analyte	CAS Registry Number	Soil Screening Values							
		USEPA EcoSSLs		DOE (1997a) Preliminary Remediation Goals for Ecological Endpoints[a]		USEPA Region 5 Ecological Screening Levels (2003) (update of 1998 EDQLs)		Preferred Ecological Screening Value (ESV)[d]	
		Number (mg/kg dry soil)	Source	Number (mg/kg)	Source	Number (mg/kg)	Source	Number (mg/kg)	Source
Dimethylphthalate	131-11-3	--	--	200	PRGs[c]	734	USEPA Reg 5	2.00E+02	PRGs
3,3'-Dimethylbenzidine	119-93-7	--	--	--	--	0.104	USEPA Reg 5	1.04E-01	USEPA Reg 5
7,12'-Dimethylbenz(a)anthracene	57-97-6	--	--	--	--	16.3	USEPA Reg 5	1.63E+01	USEPA Reg 5
alpha,alpha-Dimethylphenethylamine	122-09-8	--	--	--	--	0.3	USEPA Reg 5	3.00E-01	USEPA Reg 5
2,4-Dimethylphenol	105-67-9	--	--	--	--	0.01	USEPA Reg 5	1.00E-02	USEPA Reg 5
Di-n-butyl phthalate	84-74-2	--	--	200	PRGs	0.15	USEPA Reg 5	2.00E+02	PRGs
Di-n-octylphthalate	117-84-0	--	--	--	--	709	USEPA Reg 5	7.09E+02	USEPA Reg 5
1,3-Dinitrobenzene	99-65-0	--	--	--	--	0.655	USEPA Reg 5	6.55E-01	USEPA Reg 5
2,4-Dinitrophenol	51-28-5	--	--	20	PRGs	0.0609	USEPA Reg 5	2.00E+01	PRGs
2,4-Dinitrotoluene	121-14-2	--	--	--	--	1.28	USEPA Reg 5	1.28E+00	USEPA Reg 5
2,6-Dinitrotoluene	606-20-2	--	--	--	--	0.0328	USEPA Reg 5	3.28E-02	USEPA Reg 5
4,6-Dinitro-2-methylphenol	534-52-1	--	--	--	--	0.144	USEPA Reg 5	1.44E-01	USEPA Reg 5
Dinoseb	88-85-7	--	--	--	--	0.0218	USEPA Reg 5	2.18E-02	USEPA Reg 5
1,4-Dioxane	123-91-1	--	--	--	--	2.05	USEPA Reg 5	2.05E+00	USEPA Reg 5
Diphenylamine	122-39-4	--	--	--	--	1.01	USEPA Reg 5	1.01E+00	USEPA Reg 5
Disulfoton	298-04-4	--	--	--	--	0.0199	USEPA Reg 5	1.99E-02	USEPA Reg 5
Endosulfan I (alpha)	959-98-8	--	--	--	--	0.119	USEPA Reg 5	1.19E-01	USEPA Reg 5

Table H-7. Ecological Screening Values for Chemical Analytes in Soil (continued)

Analyte	CAS Registry Number	Soil Screening Values							
		USEPA EcoSSLs		DOE (1997a) Preliminary Remediation Goals for Ecological Endpoints[a]		USEPA Region 5 Ecological Screening Levels (2003) (update of 1998 EDQLs)		Preferred Ecological Screening Value (ESV)[d]	
		Number (mg/kg dry soil)	Source	Number (mg/kg)	Source	Number (mg/kg)	Source	Number (mg/kg)	Source
Endosulfan II (beta)	33213-65-9	--	--	--	--	0.119	USEPA Reg 5	1.19E-01	USEPA Reg 5
Endosulfan, mixed isomers	115-29-7	--	--	--	--	--	--	No ESV	No Source
Endosulfan sulfate	1031-07-8	--	--	--	--	0.0358	USEPA Reg 5	3.58E-02	USEPA Reg 5
Endrin	72-20-8	--	--	--	--	0.0101	USEPA Reg 5	1.01E-02	USEPA Reg 5
Endrin aldehyde	7421-93-4	--	--	--	--	0.0105	USEPA Reg 5	1.05E-02	USEPA Reg 5
Ethyl metharcrylate	97-63-2	--	--	--	--	30	USEPA Reg 5	3.00E+01	USEPA Reg 5
Ethylbenzene	100-41-4	--	--	--	--	5.16	USEPA Reg 5	5.16E+00	USEPA Reg 5
Famphur	52-85-7	--	--	--	--	0.0497	USEPA Reg 5	4.97E-02	USEPA Reg 5
Fluoranthene	206-44-0	--	--	--	--	122	USEPA Reg 5	1.22E+02	USEPA Reg 5
Fluorene	86-73-7	--	--	30	PRGs[c]	122	USEPA Reg 5	3.00E+01	PRGs
Furan	110-00-9	--	--	600	PRGs	--	--	6.00E+02	PRGs
Heptane	142-82-5	--	--	--	--	--	--	No ESV	No Source
Heptachlor	76-44-8	--	--	--	--	0.00598	USEPA Reg 5	5.98E-03	USEPA Reg 5
Heptachlor Epoxide	1024-57-3	--	--	--	--	0.152	USEPA Reg 5	1.52E-01	USEPA Reg 5
Hexachlorobenzene	118-74-1	--	--	--	--	0.199	USEPA Reg 5	1.99E-01	USEPA Reg 5
Hexachloro butadiene	87-68-3	--	--	--	--	0.0398	USEPA Reg 5	3.98E-02	USEPA Reg 5
Hexachlorocyclo pentadiene	77-47-4	--	--	10	PRGs	0.755	USEPA Reg 5	1.00E+01	PRGs
Hexachloroethane	67-72-1	--	--	--	--	0.596	USEPA Reg 5	5.96E-01	USEPA Reg 5
Hexachorophene	70-30-4	--	--	--	--	0.199	USEPA Reg 5	1.99E-01	USEPA Reg 5

Table H-7. Ecological Screening Values for Chemical Analytes in Soil (continued)

Analyte	CAS Registry Number	Soil Screening Values							
		USEPA EcoSSLs		DOE (1997a) Preliminary Remediation Goals for Ecological Endpoints[a]		USEPA Region 5 Ecological Screening Levels (2003) (update of 1998 EDQLs)		Preferred Ecological Screening Value (ESV)[d]	
		Number (mg/kg dry soil)	Source	Number (mg/kg)	Source	Number (mg/kg)	Source	Number (mg/kg)	Source
2-Hexanone	591-78-6	--	--	--	--	12.6	USEPA Reg 5	1.26E+01	USEPA Reg 5
HMX	2691-41-0	--	--	--	--	--	--	No ESV	No Source
Indeno(1,2,3-cd)pyrene	193-39-5	--	--	--	--	109	USEPA Reg 5	1.09E+02	USEPA Reg 5
Isobutyl alcohol	78-83-1	--	--	--	--	20.8	USEPA Reg 5	2.08E+01	USEPA Reg 5
Isodrin	465-73-6	--	--	--	--	0.00332	USEPA Reg 5	3.32E-03	USEPA Reg 5
Isophorone	78-59-1	--	--	--	--	139	USEPA Reg 5	1.39E+02	USEPA Reg 5
Isosafrole	120-58-1	--	--	--	--	9.94	USEPA Reg 5	9.94E+00	USEPA Reg 5
Kepone	143-50-0	--	--	--	--	0.0327	USEPA Reg 5	3.27E-02	USEPA Reg 5
Malathion	121-75-5	--	--	--	--	--	--	No ESV	No Source
Methacrylonitrile	126-98-7	--	--	--	--	0.057	USEPA Reg 5	5.70E-02	USEPA Reg 5
Methapyrilene	91-80-5	--	--	--	--	2.78	USEPA Reg 5	2.78E+00	USEPA Reg 5
Methoxychlor	72-43-5	--	--	--	--	0.0199	USEPA Reg 5	1.99E-02	USEPA Reg 5
Methyl iodide	74-88-4	--	--	--	--	1.23	USEPA Reg 5	1.23E+00	USEPA Reg 5
Methyl methacrylate	80-62-6	--	--	--	--	984	USEPA Reg 5	9.84E+02	USEPA Reg 5
Methyl methanesulfanate	66-27-3	--	--	--	--	0.315	USEPA Reg 5	3.15E-01	USEPA Reg 5
Methyl parathion	298-00-0	--	--	--	--	0.00029	USEPA Reg 5	2.92E-04	USEPA Reg 5
4-Methyl-2-pentanone	108-10-1	--	--	--	--	443	USEPA Reg 5	4.43E+02	USEPA Reg 5
3-Methylcholanthrene	56-49-5	--	--	--	--	0.0779	USEPA Reg 5	7.79E-02	USEPA Reg 5

Table H-7. Ecological Screening Values for Chemical Analytes in Soil (continued)

Analyte	CAS Registry Number	Soil Screening Values							
		USEPA EcoSSLs		DOE (1997a) Preliminary Remediation Goals for Ecological Endpoints[a]		USEPA Region 5 Ecological Screening Levels (2003) (update of 1998 EDQLs)		Preferred Ecological Screening Value (ESV)[d]	
		Number (mg/kg dry soil)	Source	Number (mg/kg)	Source	Number (mg/kg)	Source	Number (mg/kg)	Source
Methylene bromide	74-95-3	--	--	--	--	65	USEPA Reg 5	6.50E+01	USEPA Reg 5
Methylene chloride	75-09-2	--	--	--	--	4.05	USEPA Reg 5	4.05E+00	USEPA Reg 5
2-Methylnaphthalene	91-57-6	--	--	--	--	3.24	USEPA Reg 5	3.24E+00	USEPA Reg 5
2-Methylphenol	95-48-7	--	--	--	--	40.4	USEPA Reg 5	4.04E+01	USEPA Reg 5
4-Methylphenol	106-44-5	--	--	--	--	163	USEPA Reg 5	1.63E+02	USEPA Reg 5
Mirex	2385-85-5	--	--	--	--	--	--	No ESV	No Source
Naphthalene	91-20-3	--	--	--	--	0.0994	USEPA Reg 5	9.94E-02	USEPA Reg 5
1,4-Naphthoquinone	130-15-4	--	--	--	--	1.67	USEPA Reg 5	1.67E+00	USEPA Reg 5
1-Naphthylamine	134-32-7	--	--	--	--	9.34	USEPA Reg 5	9.34E+00	USEPA Reg 5
2-Naphthylamine	91-59-8	--	--	--	--	3.03	USEPA Reg 5	3.03E+00	USEPA Reg 5
2-Nitroaniline	88-74-4	--	--	--	--	74.1	USEPA Reg 5	7.41E+01	USEPA Reg 5
3-Nitroaniline	99-09-2	--	--	--	--	3.16	USEPA Reg 5	3.16E+00	USEPA Reg 5
4-Nitroaniline	100-01-6	--	--	--	--	21.9	USEPA Reg 5	2.19E+01	USEPA Reg 5
Nitrobenzene	99-95-3	--	--	40	PRGs[c]	1.31	USEPA Reg 5	4.00E+01	PRGs
Nitrocellulose	9004-70-0	--	--	--	--	--	--	No ESV	No Source
Nitroglycerin	55-63-0	--	--	--	--	--	--	No ESV	No Source
Nitroguanidine	556-88-7	--	--	--	--	--	--	No ESV	No Source
2-Nitrophenol	88-75-5	--	--	--	--	1.6	USEPA Reg 5	1.60E+00	USEPA Reg 5
4-Nitrophenol	100-02-7	--	--	7	PRGs	5.12	USEPA Reg 5	7.00E+00	PRGs
4-Nitroquinoline-1-oxide	56-57-5	--	--	--	--	0.122	USEPA Reg 5	1.22E-01	USEPA Reg 5

Table H-7. Ecological Screening Values for Chemical Analytes in Soil (continued)

Analyte	CAS Registry Number	Soil Screening Values							
		USEPA EcoSSLs		DOE (1997a) Preliminary Remediation Goals for Ecological Endpoints[a]		USEPA Region 5 Ecological Screening Levels (2003) (update of 1998 EDQLs)		Preferred Ecological Screening Value (ESV)[d]	
		Number (mg/kg dry soil)	Source	Number (mg/kg)	Source	Number (mg/kg)	Source	Number (mg/kg)	Source
3-Nitrotoluene	99-08-1	--	--	--	--	--	--	No ESV	No Source
N-Nitrosodiethylamine	55-18-5	--	--	--	--	0.0693	USEPA Reg 5	6.93E-02	USEPA Reg 5
N-Nitrosodimethyl amine	62-75-9	--	--	--	--	3.2E-05	USEPA Reg 5	3.21E-05	USEPA Reg 5
N-Nitrosodiphenyl amine	86-30-6	--	--	20	PRGs[c]	0.545	USEPA Reg 5	2.00E+01	PRGs
N-Nitrosomethylethyl amine	10595-95-6	--	--	--	--	0.00166	USEPA Reg 5	1.66E-03	USEPA Reg 5
N-Nitrosomorpholine	59-89-2	--	--	--	--	0.0706	USEPA Reg 5	7.06E-02	USEPA Reg 5
N-Nitrosopiperidine	100-75-4	--	--	--	--	0.00665	USEPA Reg 5	6.65E-03	USEPA Reg 5
N-Nitrosopyrrolidine	930-55-2	--	--	--	--	0.0126	USEPA Reg 5	1.26E-02	USEPA Reg 5
N-nitroso-di-n-propylamine	621-64-7	--	--	--	--	0.544	USEPA Reg 5	5.44E-01	USEPA Reg 5
2-Nitrotoluene	88-72-2	--	--	--	--	--	--	No ESV	No Source
5-nitro-o-Toluidine	99-55-8	--	--	--	--	8.73	USEPA Reg 5	8.73E+00	USEPA Reg 5
2,2'- oxybis (1-Chloropropane)	108-60-1	--	--	--	--	19.9	USEPA Reg 5	1.99E+01	USEPA Reg 5
Parathion	56-38-2	--	--	--	--	0.00034	USEPA Reg 5	3.40E-04	USEPA Reg 5
PCDDs	PCDD-S	--	--	--	--	2E-07	USEPA Reg 5	1.99E-07	USEPA Reg 5
Pentachloroaniline	527-20-8	--	--	100	PRGs[c]	--	--	1.00E+02	PRGs

Table H-7. Ecological Screening Values for Chemical Analytes in Soil (continued)

Analyte	CAS Registry Number	Soil Screening Values							
		USEPA EcoSSLs		DOE (1997a) Preliminary Remediation Goals for Ecological Endpoints[a]		USEPA Region 5 Ecological Screening Levels (2003) (update of 1998 EDQLs)		Preferred Ecological Screening Value (ESV)[d]	
		Number (mg/kg dry soil)	Source	Number (mg/kg)	Source	Number (mg/kg)	Source	Number (mg/kg)	Source
Pentachlorobenzene	608-93-5	--	--	20	PRGs	0.497	USEPA Reg 5	2.00E+01	PRGs
Pentachloroethane	76-01-7	--	--	--	--	10.7	USEPA Reg 5	1.07E+01	USEPA Reg 5
Pentachloronitro benzene	82-68-8	--	--	--	--	7.09	USEPA Reg 5	7.09E+00	USEPA Reg 5
Pentachlorophenol	87-86-5	2.1	avian EcoSSL for PCP	3	PRGs	0.119	USEPA Reg 5	2.10E+00	avian EcoSSL for PCP
Phenacetin	62-44-2	--	--	--	--	11.7	USEPA Reg 5	1.17E+01	USEPA Reg 5
Phenanthrene	85-01-8	--	--	--	--	45.7	USEPA Reg 5	4.57E+01	USEPA Reg 5
Phenol	108-95-2	--	--	30	PRGs	120	USEPA Reg 5	3.00E+01	PRGs
p-Phenylenediamine	106-50-3	--	--	--	--	6.16	USEPA Reg 5	6.16E+00	USEPA Reg 5
Phorate	298-02-2	--	--	--	--	0.0005	USEPA Reg 5	4.96E-04	USEPA Reg 5
2-Picoline	109-06-8	--	--	--	--	9.9	USEPA Reg 5	9.90E+00	USEPA Reg 5
Polychlorinated biphenyls	1336-36-3	--	--	0.371	PRGs	0.00033	USEPA Reg 5	3.71E-01	PRGs
Polychlorinated dibenzofurans	51207-31-9	--	--	--	--	3.9E-05	USEPA Reg 5	3.86E-05	USEPA Reg 5
Polynuclear aromatic hydrocarbons	130498-29-2	1.1	mammalian EcoSSL for HMW PAHs	--	--	--	--	1.10E+00	mammalian EcoSSL for HMW PAHs
Pronamide	23950-58-5	--	--	--	--	0.0136	USEPA Reg 5	1.36E-02	USEPA Reg 5
Propionitrile	107-12-0	--	--	--	--	0.0498	USEPA Reg 5	4.98E-02	USEPA Reg 5
4-Nitrotoluene	99-99-0	--	--	--	--	--	--	No ESV	No Source
Pyrene	129-00-0	--	--	--	--	78.5	USEPA Reg 5	7.85E+01	USEPA Reg 5
Pyridine	110-86-1	--	--	--	--	1.03	USEPA Reg 5	1.03E+00	USEPA Reg 5

Table H-7. Ecological Screening Values for Chemical Analytes in Soil (continued)

Analyte	CAS Registry Number	Soil Screening Values							
		USEPA EcoSSLs		DOE (1997a) Preliminary Remediation Goals for Ecological Endpoints[a]		USEPA Region 5 Ecological Screening Levels (2003) (update of 1998 EDQLs)		Preferred Ecological Screening Value (ESV)[d]	
		Number (mg/kg dry soil)	Source	Number (mg/kg)	Source	Number (mg/kg)	Source	Number (mg/kg)	Source
RDX	121-82-4	--	--	--	--	--	--	No ESV	No Source
Safrole	94-59-7	--	--	--	--	0.404	USEPA Reg 5	4.04E-01	USEPA Reg 5
Silvex (2,4,5-TP)	93-72-1	--	--	--	--	0.109	USEPA Reg 5	1.09E-01	USEPA Reg 5
Styrene	100-42-5	--	--	300	PRGs	4.69	USEPA Reg 5	3.00E+02	PRGs
TCDD (2,3,7,8-Tetrachlorodibenzo-p-dioxin)	1746-01-6	--	--	3.15E-06	PRGs	2E-07	USEPA Reg 5	3.15E-06	PRGs
TCDF	51207-31-9	--	--	8.40E-04	PRGs	3.9E-05	USEPA Reg 5	8.40E-04	PRGs
2,3,5,6-Tetrachloroaniline	3481-20-7	--	--	20	PRGs	--	--	2.00E+01	PRGs
1,2,4,5-Tetrachlorobenzene	95-94-3	--	--	--	--	2.02	USEPA Reg 5	2.02E+00	USEPA Reg 5
1,2,3,4-Tetrachlorobenzene	634-66-2	--	--	10	PRGs	--	--	1.00E+01	PRGs
1,1,1,2-Tetrachloroethane	630-20-6	--	--	--	--	225	USEPA Reg 5	2.25E+02	USEPA Reg 5
1,1,2,2-Tetrachloroethane	79-34-5	--	--	--	--	0.127	USEPA Reg 5	1.27E-01	USEPA Reg 5
Tetrachloroethene	127-18-4	--	--	--	--	9.92	USEPA Reg 5	9.92E+00	USEPA Reg 5
2,3,4,5-Tetrachlorophenol	4901-51-3	--	--	20	PRGs	--	--	2.00E+01	PRGs
2,3,4,6-Tetrachlorophenol	58-90-2	--	--	--	--	0.199	USEPA Reg 5	1.99E-01	USEPA Reg 5
Tetraethyl dithiopyrophosphate	3689-24-5	--	--	--	--	0.596	USEPA Reg 5	5.96E-01	USEPA Reg 5

Table H-7. Ecological Screening Values for Chemical Analytes in Soil (continued)

Analyte	CAS Registry Number	Soil Screening Values							
		USEPA EcoSSLs		DOE (1997a) Preliminary Remediation Goals for Ecological Endpoints[a]		USEPA Region 5 Ecological Screening Levels (2003) (update of 1998 EDQLs)		Preferred Ecological Screening Value (ESV)[d]	
		Number (mg/kg dry soil)	Source	Number (mg/kg)	Source	Number (mg/kg)	Source	Number (mg/kg)	Source
Tetryl	479-45-8	--	--	--	--	--	--	No ESV	No Source
Toluene	108-88-3	--	--	200	PRGs	5.45	USEPA Reg 5	2.00E+02	PRGs
o-Toluidine	95-53-4	--	--	--	--	2.97	USEPA Reg 5	2.97E+00	USEPA Reg 5
4-Toluidine	106-49-0	--	--	--	--	--	--	No ESV	No Source
Toxaphene	8001-35-2	--	--	--	--	0.119	USEPA Reg 5	1.19E-01	USEPA Reg 5
2,4,5-Trichloroaniline	636-30-6	--	--	20	PRGs	--	--	2.00E+01	PRGs
1,2,3-Trichlorobenzene	87-61-6	--	--	20	PRGs	--	--	2.00E+01	PRGs
1,2,4-Trichlorobenzene	120-82-1	--	--	20	PRGs	11.1	USEPA Reg 5	2.00E+01	PRGs
1,1,1-Trichloroethane	71-55-6	--	--	--	--	29.8	USEPA Reg 5	2.98E+01	USEPA Reg 5
1,1,2-Trichloroethane	79-00-5	--	--	--	--	28.6	USEPA Reg 5	2.86E+01	USEPA Reg 5
Trichloroethene	79-01-6	--	--	--	--	12.4	USEPA Reg 5	1.24E+01	USEPA Reg 5
Trichlorofluoro methane	75-69-4	--	--	--	--	16.4	USEPA Reg 5	1.64E+01	USEPA Reg 5
2,4,5-Trichlorophenol	95-95-4	--	--	9	PRGs	14.1	USEPA Reg 5	9.00E+00	PRGs
2,4,6-Trichlorophenol	88-06-2	--	--	4	PRGs	9.94	USEPA Reg 5	4.00E+00	PRGs
1,2,3-Trichloropropane	96-18-4	--	--	--	--	3.36	USEPA Reg 5	3.36E+00	USEPA Reg 5
2,4,5-Trichlorophenoxyac etic acid	93-76-5	--	--	--	--	0.596	USEPA Reg 5	5.96E-01	USEPA Reg 5
O,O,O-Triethyl phosphorothioate	126-68-1	--	--	--	--	0.818	USEPA Reg 5	8.18E-01	USEPA Reg 5

Table H-7. Ecological Screening Values for Chemical Analytes in Soil (continued)

Analyte	CAS Registry Number	Soil Screening Values							
		USEPA EcoSSLs		DOE (1997a) Preliminary Remediation Goals for Ecological Endpoints[a]		USEPA Region 5 Ecological Screening Levels (2003) (update of 1998 EDQLs)		Preferred Ecological Screening Value (ESV)[d]	
		Number (mg/kg dry soil)	Source	Number (mg/kg)	Source	Number (mg/kg)	Source	Number (mg/kg)	Source
1,3,5-Trinitrobenzene	99-35-4	--	--	--	--	0.376	USEPA Reg 5	3.76E-01	USEPA Reg 5
2,4,6-Trinitrotoluene	118-96-7	--	--	--	--	--	--	No ESV	No Source
Vinyl acetate	108-05-4	--	--	--	--	12.7	USEPA Reg 5	1.27E+01	USEPA Reg 5
Vinyl chloride	75-01-4	--	--	--	--	0.646	USEPA Reg 5	6.46E-01	USEPA Reg 5
Xylenes (total)	1330-20-7	--	--	--	--	10	USEPA Reg 5	1.00E+01	USEPA Reg 5

Hierarchy of values found in updated Ohio EPA Risk Assessment Guidance, section 3.3.5: http://www.epa.ohio.gov/portals/30/rules/RR-031.pdf
EcoSSLs: http://www.epa.gov/ecotox/ecossl/
Ecological Screening Levels, United States Environmental Protection Agency (USEPA) Region 5, 2003: http://www.epa.gov/reg5rcra/ca/edql.htm
[a]United States Department of Energy (DOE) (1997a). *Preliminary Remediation Goals for Ecological Endpoints*. ES/ER/TM-162/R2. August 1997.
[b]Values for which plant benchmark is lowest. According to DOE (1997a), the PRG is the lowest of three values (earthworm, plant, or wildlife). The only values shown in DOE 1997a are the ones for which the calculated value is lower than earthworm and plant values. Plant values found in: DOE 1997b. *Toxicological Benchmarks for Screening Contaminants of Potential Concern for Effects on Terrestrial Plants*. ES/ER/TM-85/R3. November 1997.
[c]Values for which earthworm benchmark is lowest. According to DOE (1997a), the PRG is the lowest of three values (earthworm, plant, or wildlife). The only values shown in DOE 1997a are the ones for which the calculated value is lower than earthworm and plant values. Earthworm values found in: DOE 1997c. *Toxicological Benchmarks for Screening Contaminants of Potential Concern for Effects on Soil and Litter Invertebrates and Heterotrophic Process*. ES/ER/TM-126/R2. November 1997.
[d]The Preferred Soil Value is the EcoSSLs, followed by DOE (1997a), followed by USEPA Region 5 ESLs.
*Aluminum is identified as a chemical of potential concern (COPC) only at sites where the soil pH is less than 5.5
**In well-aerated soil between pH 5 and 8, iron is not expected to be toxic to plants. A determination of the geochemical conditions (i.e., pH and Eh at a minimum) of the environmental setting, as well as the presence of iron floc and the toxic metals, is critical to the determination of the relative importance of iron at an area of concern (AOC).
-- = no value
CAS = Chemical Abstract Service
EcoSSL = Ecological Soil Screening Level
ESL = Ecological Screening Level
Ohio EPA = Ohio Environmental Protection Agency
PRGs = Preliminary Remediation Goal
RDX = (cyclonite) Hexahydro-1,3,5-trinitro-1,3,5-triazine
EDQL = Ecological Data Quality Levels

Table H-8. Ecological Screening Values for Chemical Analytes in Sediment

Analyte	CAS Registry Number	Sediment Screening Values					
		MacDonald et al.[a]		USEPA Region 5 Ecological Screening Levels (2003)[b] (update of 1998 EDQLs)		Preferred Ecological Screening Value (ESV)[c]	
		Number (mg/kg)	Reference	Number (mg/kg)	Reference	Number (mg/kg)	Reference
Metals							
Aluminum	7429-90-5	--	--	--	--	No ESV	No Source
Antimony	7440-36-0	--	--	--	--	No ESV	No Source
Arsenic	7440-38-2	9.79	MacDonald et al.	9.79	USEPA Reg 5	9.79E+00	MacDonald et al.
Barium	7440-39-3	--	--	--	--	No ESV	No Source
Beryllium	7440-41-7	--	--	--	--	No ESV	No Source
Cadmium	7440-43-9	0.99	MacDonald et al.	0.99	USEPA Reg 5	9.90E-01	MacDonald et al.
Calcium	7440-70-2	--	--	--	--	No ESV	No Source
Chromium, Trivalent	7440-47-3	43.4	MacDonald et al.	43.4	USEPA Reg 5	4.34E+01	MacDonald et al.
Chromium, Hexavalent	--	--	--	--	--	No ESV	No Source
Cobalt	7440-48-4	--	--	50	USEPA Reg 5	5.00E+01	USEPA Reg 5
Copper	7440-50-8	31.6	MacDonald et al.	31.6	USEPA Reg 5	3.16E+01	MacDonald et al.
Cyanide	57-12-5	--	--	0.0001	USEPA Reg 5	1.00E-04	USEPA Reg 5
Iron	7439-89-6	--	--	--	--	No ESV	No Source
Lead	7439-92-1	35.8	MacDonald et al.	35.8	USEPA Reg 5	3.58E+01	MacDonald et al.
Magnesium	7439-95-4	--	--	--	--	No ESV	No Source
Manganese	7439-96-5	--	--	--	--	No ESV	No Source
Mercury	7439-97-6	0.18	MacDonald et al.	0.174	USEPA Reg 5	1.80E-01	MacDonald et al.
Mercury, methyl	22967-92-6	--	--	0.00001	USEPA Reg 5	1.00E-05	USEPA Reg 5
Nickel	7440-02-0	22.7	MacDonald et al.	22.7	USEPA Reg 5	2.27E+01	MacDonald et al.
Potassium	7440-07-7	--	--	--	--	No ESV	No Source
Selenium	7782-49-2	--	--	--	--	No ESV	No Source

Table H-8. Ecological Screening Values for Chemical Analytes in Sediment (continued)

Analyte	CAS Registry Number	Sediment Screening Values					
		MacDonald et al.[a]		USEPA Region 5 Ecological Screening Levels (2003)[b] (update of 1998 EDQLs)		Preferred Ecological Screening Value (ESV)[c]	
		Number (mg/kg)	Reference	Number (mg/kg)	Reference	Number (mg/kg)	Reference
Silver	7440-22-4	--	--	0.5	USEPA Reg 5	5.00E-01	USEPA Reg 5
Sodium	7440-23-5	--	--	--	--	No ESV	No Source
Thallium	7440-28-0	--	--	--	--	No ESV	No Source
Vanadium	7440-62-2	--	--	--	--	No ESV	No Source
Zinc	7440-66-6	121	MacDonald et al.	121	USEPA Reg 5	1.21E+02	MacDonald et al.
Organic Compounds							
Acenaphthene	83-32-9	--	--	0.00671	USEPA Reg 5	6.71E-03	USEPA Reg 5
Acenaphthylene	208-96-8	--	--	0.00587	USEPA Reg 5	5.87E-03	USEPA Reg 5
Acetone	67-64-1	--	--	0.0099	USEPA Reg 5	9.90E-03	USEPA Reg 5
Acetonitrile	75-05-8	--	--	0.056	USEPA Reg 5	5.60E-02	USEPA Reg 5
Acetylaminofluorene[2-]	53-96-3	--	--	0.0153	USEPA Reg 5	1.53E-02	USEPA Reg 5
Acrolein	107-02-8	--	--	1.52E-06	USEPA Reg 5	1.52E-06	USEPA Reg 5
Acrylonitrile	107-13-1	--	--	0.0012	USEPA Reg 5	1.20E-03	USEPA Reg 5
Aldrin	309-00-2	--	--	0.002	USEPA Reg 5	2.00E-03	USEPA Reg 5
Aniline	62-53-3	--	--	0.00031	USEPA Reg 5	3.10E-04	USEPA Reg 5
Anthracene	120-12-7	0.0572	MacDonald et al.	0.0572	USEPA Reg 5	5.72E-02	MacDonald et al.
PCB-1016	12674-11-2	--	--	--	--	No ESV	No Source
Arochlor-1221	11104-28-2	--	--	--	--	No ESV	No Source
Arochlor-1232	11141-16-5	--	--	--	--	No ESV	No Source
Arochlor-1242	53469-21-9	--	--	--	--	No ESV	No Source
Arochlor-1248	12672-29-6	--	--	--	--	No ESV	No Source
PCB-1254	11097-69-1	--	--	--	--	No ESV	No Source

Table H-8. Ecological Screening Values for Chemical Analytes in Sediment (continued)

Analyte	CAS Registry Number	Sediment Screening Values					
		MacDonald et al.[a]		USEPA Region 5 Ecological Screening Levels (2003)[b] (update of 1998 EDQLs)		Preferred Ecological Screening Value (ESV)[c]	
		Number (mg/kg)	Reference	Number (mg/kg)	Reference	Number (mg/kg)	Reference
PCB-1260	11096-82-5	--	--	--	--	No ESV	No Source
Aramite	140-57-8	--	--	1.11E-06	USEPA Reg 5	1.11E-06	USEPA Reg 5
Azobenzene[p-(dimethylamino)]	60-11-7	--	--	0.318	USEPA Reg 5	3.18E-01	USEPA Reg 5
Benzene	71-43-2	--	--	0.142	USEPA Reg 5	1.42E-01	USEPA Reg 5
Benzenemethanol	100-51-6	--	--	0.00104	USEPA Reg 5	1.04E-03	USEPA Reg 5
Benz(a)anthracene	56-55-3	0.108	MacDonald et al.	0.108	USEPA Reg 5	1.08E-01	MacDonald et al.
Benzo(a)pyrene	50-32-8	0.15	MacDonald et al.	0.15	USEPA Reg 5	1.50E-01	MacDonald et al.
Benzo(b)fluoranthene	205-99-2	--	--	10.4	USEPA Reg 5	1.04E+01	USEPA Reg 5
Benzo(g,h,i)perylene	191-24-2	--	--	0.17	USEPA Reg 5	1.70E-01	USEPA Reg 5
Benzo(k)fluoranthene	207-08-9	--	--	0.24	USEPA Reg 5	2.40E-01	USEPA Reg 5
BHC	608-73-1	--	--	--	--	No ESV	No Source
BHC, alpha	319-84-6	--	--	0.006	USEPA Reg 5	6.00E-03	USEPA Reg 5
BHC, beta	319-85-7	--	--	0.005	USEPA Reg 5	5.00E-03	USEPA Reg 5
BHC, delta	319-86-8	--	--	71.5	USEPA Reg 5	7.15E+01	USEPA Reg 5
BHC, gamma (Lindane)	58-89-9	0.00237	MacDonald et al.	0.00237	USEPA Reg 5	2.37E-03	MacDonald et al.
Biphenyl	92-52-4	--	--	--	--	No ESV	No Source
bis(2-chloroethoxy) methane	111-91-1	--	--	--	--	No ESV	No Source
bis(2-Chloroethyl) ether	111-44-4	--	--	3.52	USEPA Reg 5	3.52E+00	USEPA Reg 5
bis(2-Ethylhexyl)phthalate	117-81-7	--	--	0.182	USEPA Reg 5	1.82E-01	USEPA Reg 5
Bromodichloromethane	74-97-5	--	--	--	--	No ESV	No Source
Bromoform	75-25-2	--	--	0.492	USEPA Reg 5	4.92E-01	USEPA Reg 5
Bromomethane	74-83-9	--	--	0.0137	USEPA Reg 5	1.37E-02	USEPA Reg 5

Table H-8. Ecological Screening Values for Chemical Analytes in Sediment (continued)

Analyte	CAS Registry Number	Sediment Screening Values					
		MacDonald et al.[a]		USEPA Region 5 Ecological Screening Levels (2003)[b] (update of 1998 EDQLs)		Preferred Ecological Screening Value (ESV)[c]	
		Number (mg/kg)	Reference	Number (mg/kg)	Reference	Number (mg/kg)	Reference
4-bromophenyl-phenylether	101-55-3	--	--	1.55	USEPA Reg 5	1.55E+00	USEPA Reg 5
2-Butanone	78-93-3	--	--	0.0424	USEPA Reg 5	4.24E-02	USEPA Reg 5
Butylbenzylphthalate	85-68-7	--	--	1.97	USEPA Reg 5	1.97E+00	USEPA Reg 5
Carbazole	86-74-8	--	--	--	--	No ESV	No Source
Carbon disulfide	75-15-0	--	--	0.0239	USEPA Reg 5	2.39E-02	USEPA Reg 5
Carbon tetrachloride	56-23-5	--	--	1.45	USEPA Reg 5	1.45E+00	USEPA Reg 5
Chlordane	57-74-9	0.00324	MacDonald et al.	0.00324	USEPA Reg 5	3.24E-03	MacDonald et al.
gamma-Chlordane	12789-03-6	--	--	0.00324	value for chlordane	3.24E-03	value for chlordane
Total Organic Carbon	--	--	--	--	--	No ESV	No Source
4-Chloroaniline	106-47-8	--	--	0.146	USEPA Reg 5	1.46E-01	USEPA Reg 5
Chlorobenzene	108-90-7	--	--	0.291	USEPA Reg 5	2.91E-01	USEPA Reg 5
Chlorobenzilate	510-15-6	--	--	0.86	USEPA Reg 5	8.60E-01	USEPA Reg 5
Chloroethane	75-00-3	--	--	--	--	No ESV	No Source
Chloroform	67-66-3	--	--	0.121	USEPA Reg 5	1.21E-01	USEPA Reg 5
Chloromethane	74-87-3	--	--	--	--	No ESV	No Source
2-Chloronaphthalene	91-58-7	--	--	0.417	USEPA Reg 5	4.17E-01	USEPA Reg 5
2-Chlorophenol	95-57-8	--	--	0.0319	USEPA Reg 5	3.19E-02	USEPA Reg 5
4-Chlorophenyl-phenyl ether	7005-72-3	--	--	--	--	No ESV	No Source
4-chloro-3-methylphenol	59-50-7	--	--	0.388	USEPA Reg 5	3.88E-01	USEPA Reg 5
Chrysene	218-01-9	0.166	MacDonald et al.	0.166	USEPA Reg 5	1.66E-01	MacDonald et al.
m-Cresol	108-39-4	--	--	0.0524	USEPA Reg 5	5.24E-02	USEPA Reg 5
2,4-D	94-75-7	--	--	1.273	USEPA Reg 5	1.27E+00	USEPA Reg 5

Table H-8. Ecological Screening Values for Chemical Analytes in Sediment (continued)

Analyte	CAS Registry Number	Sediment Screening Values					
		MacDonald et al.[a]		USEPA Region 5 Ecological Screening Levels (2003)[b] (update of 1998 EDQLs)		Preferred Ecological Screening Value (ESV)[c]	
		Number (mg/kg)	Reference	Number (mg/kg)	Reference	Number (mg/kg)	Reference
4,4'-DDD	72-54-8	0.00488	MacDonald et al.	0.00488	USEPA Reg 5	4.88E-03	MacDonald et al.
4,4'-DDE	72-55-9	0.00316	MacDonald et al.	0.00316	USEPA Reg 5	3.16E-03	MacDonald et al.
4,4'-DDT	50-29-3	0.00416	MacDonald et al.	0.00416	USEPA Reg 5	4.16E-03	MacDonald et al.
Diazinon	333-41-5	--	--	--	--	No ESV	No Source
Dibenz(a,h)anthracene	53-70-3	0.033	MacDonald et al.	0.033	USEPA Reg 5	3.30E-02	MacDonald et al.
Dibenzofuran	132-64-9	--	--	0.449	USEPA Reg 5	4.49E-01	USEPA Reg 5
Dibromochloromethane	124-48-1	--	--	--	--	No ESV	No Source
1,2-Dichlorobenzene	95-50-1	--	--	0.294	USEPA Reg 5	2.94E-01	USEPA Reg 5
1,3-Dichlorobenzene	541-73-1	--	--	1.315	USEPA Reg 5	1.32E+00	USEPA Reg 5
1,4-Dichlorobenzene	106-46-7	--	--	0.318	USEPA Reg 5	3.18E-01	USEPA Reg 5
3,3'-Dichlorobenzidine	91-94-1	--	--	0.127	USEPA Reg 5	1.27E-01	USEPA Reg 5
1,1-Dichloroethane	75-34-3	--	--	0.000575	USEPA Reg 5	5.75E-04	USEPA Reg 5
1,2-Dichloroethane	107-06-2	--	--	0.26	USEPA Reg 5	2.60E-01	USEPA Reg 5
1,1-Dichloroethene	75-35-4	--	--	0.0194	USEPA Reg 5	1.94E-02	USEPA Reg 5
1,2-Dichloroethene	540-59-0	--	--	0.654	USEPA Reg 5 (for trans form)	6.54E-01	USEPA Reg 5 (for trans form)
2,4-Dichlorophenol	120-83-2	--	--	0.0817	USEPA Reg 5	8.17E-02	USEPA Reg 5
1,2-Dichloropropane	78-87-5	--	--	0.333	USEPA Reg 5	3.33E-01	USEPA Reg 5
cis-1,3-Dichloropropene	10061-02-6	--	--	--	--	No ESV	No Source
trans-1,3-Dichloropropene	10061-02-6	--	--	--	--	No ESV	No Source
Dieldrin	60-57-1	0.0019	MacDonald et al.	0.0019	USEPA Reg 5	1.90E-03	MacDonald et al.
Diethylphthalate	84-66-2	--	--	0.295	USEPA Reg 5	2.95E-01	USEPA Reg 5
Dimethylphthalate	131-11-3	--	--	--	--	No ESV	No Source

Table H-8. Ecological Screening Values for Chemical Analytes in Sediment (continued)

Analyte	CAS Registry Number	Sediment Screening Values					
		MacDonald et al.[a]		USEPA Region 5 Ecological Screening Levels (2003)[b] (update of 1998 EDQLs)		Preferred Ecological Screening Value (ESV)[c]	
		Number (mg/kg)	Reference	Number (mg/kg)	Reference	Number (mg/kg)	Reference
7,12'-Dimethylbenz(a)anthracene	57-97-6	--	--	66.4	USEPA Reg 5	6.64E+01	USEPA Reg 5
2,4-Dimethylphenol	105-67-9	--	--	0.304	USEPA Reg 5	3.04E-01	USEPA Reg 5
Di-n-butylphthalate	84-74-2	--	--	1.114	USEPA Reg 5	1.11E+00	USEPA Reg 5
Di-n-octylphthalate	117-84-0	--	--	40.6	USEPA Reg 5	4.06E+01	USEPA Reg 5
1,3-Dinitrobenzene	99-65-0	--	--	0.00861	USEPA Reg 5	8.61E-03	USEPA Reg 5
2,4-Dinitrophenol	51-28-5	--	--	0.00621	USEPA Reg 5	6.21E-03	USEPA Reg 5
2,4-Dinitrotoluene	121-14-2	--	--	0.0144	USEPA Reg 5	1.44E-02	USEPA Reg 5
2,6-Dinitrotoluene	606-20-2	--	--	0.0398	USEPA Reg 5	3.98E-02	USEPA Reg 5
2-Amino-4,6-Dinitrotoluene	35572-78-2	--	--	--	--	No ESV	No Source
4-Amino-2,6-Dinitrotoluene	19406-51-0	--	--	--	--	No ESV	No Source
4,6-Dinitro-2-methylphenol	534-52-1	--	--	0.0104	USEPA Reg 5	1.04E-02	USEPA Reg 5
Dinoseb	88-85-7	--	--	0.0145	USEPA Reg 5	1.45E-02	USEPA Reg 5
1,4-Dioxane	123-91-1	--	--	0.119	USEPA Reg 5	1.19E-01	USEPA Reg 5
Diphenylamine	122-39-4	--	--	0.0346	USEPA Reg 5	3.46E-02	USEPA Reg 5
Disulfoton	298-04-4	--	--	0.324	USEPA Reg 5	3.24E-01	USEPA Reg 5
Endosulfan I (alpha)	959-98-8	--	--	0.00326	USEPA Reg 5	3.26E-03	USEPA Reg 5
Endosulfan II (beta)	33213-65-9	--	--	0.00194	USEPA Reg 5	1.94E-03	USEPA Reg 5
Endosulfan, mixed isomers	115-29-7	--	--	--	--	No ESV	No Source
Endosulfan sulfate	1031-07-8	--	--	0.0346	USEPA Reg 5	3.46E-02	USEPA Reg 5
Endrin	72-20-8	0.00222	MacDonald et al.	0.00222	USEPA Reg 5	2.22E-03	MacDonald et al.
Endrin Aldehyde	7421-93-4	--	--	0.48	USEPA Reg 5	4.80E-01	USEPA Reg 5
Ethylbenzene	100-41-4	--	--	0.175	USEPA Reg 5	1.75E-01	USEPA Reg 5
Fluoranthene	206-44-0	0.423	MacDonald et al.	0.423	USEPA Reg 5	4.23E-01	MacDonald et al.

Table H-8. Ecological Screening Values for Chemical Analytes in Sediment (continued)

Analyte	CAS Registry Number	Sediment Screening Values					
		MacDonald et al.[a]		USEPA Region 5 Ecological Screening Levels (2003)[b] (update of 1998 EDQLs)		Preferred Ecological Screening Value (ESV)[c]	
		Number (mg/kg)	Reference	Number (mg/kg)	Reference	Number (mg/kg)	Reference
Fluorene	86-73-7	0.0774	MacDonald et al.	0.0774	USEPA Reg 5	7.74E-02	MacDonald et al.
Heptachlor	76-44-8	--	--	0.0006	USEPA Reg 5	6.00E-04	USEPA Reg 5
Heptachlor Epoxide	1024-57-3	0.00247	MacDonald et al.	0.00247	USEPA Reg 5	2.47E-03	MacDonald et al.
Hexachlorobenzene	118-74-1	--	--	0.02	USEPA Reg 5	2.00E-02	USEPA Reg 5
Hexachlorobutadiene	87-68-3	--	--	0.0265	USEPA Reg 5	2.65E-02	USEPA Reg 5
Hexachlorocyclopentadiene	77-47-4	--	--	0.901	USEPA Reg 5	9.01E-01	USEPA Reg 5
Hexachloroethane	67-72-1	--	--	0.584	USEPA Reg 5	5.84E-01	USEPA Reg 5
Hexachorophene	70-30-4	--	--	231	USEPA Reg 5	2.31E+02	USEPA Reg 5
2-Hexanone	591-78-6	--	--	0.0582	USEPA Reg 5	5.82E-02	USEPA Reg 5
HMX Octahydro-1,3,5,7-tetranitro-1,3,5,7-tetrazocine	2691-41-0	--	--	--	--	No ESV	No Source
Indeno(1,2,3-cd)pyrene	193-39-5	--	--	0.2	USEPA Reg 5	2.00E-01	USEPA Reg 5
Isodrin	465-73-6	--	--	0.0552	USEPA Reg 5	5.52E-02	USEPA Reg 5
Isophorone	78-59-1	--	--	0.432	USEPA Reg 5	4.32E-01	USEPA Reg 5
Kepone	143-50-0	--	--	0.00331	USEPA Reg 5	3.31E-03	USEPA Reg 5
Malathion	121-75-5	--	--	--	--	No ESV	No Source
Methoxychlor	72-43-5	--	--	0.0136	USEPA Reg 5	1.36E-02	USEPA Reg 5
Methyl methacrylate	80-62-6	--	--	0.168	USEPA Reg 5	1.68E-01	USEPA Reg 5
4-Methyl-2-pentanone	108-10-1	--	--	0.0251	USEPA Reg 5	2.51E-02	USEPA Reg 5
3-Methylcholanthrene	56-49-5	--	--	8190	USEPA Reg 5	8.19E+03	USEPA Reg 5
Methylene chloride	75-09-2	--	--	0.159	USEPA Reg 5	1.59E-01	USEPA Reg 5
2-Methylnaphthalene	91-57-6	--	--	0.0202	USEPA Reg 5	2.02E-02	USEPA Reg 5
2-Methylphenol	95-48-7	--	--	0.0554	USEPA Reg 5	5.54E-02	USEPA Reg 5

Table H-8. Ecological Screening Values for Chemical Analytes in Sediment (continued)

Analyte	CAS Registry Number	Sediment Screening Values					
		MacDonald et al.[a]		USEPA Region 5 Ecological Screening Levels (2003)[b] (update of 1998 EDQLs)		Preferred Ecological Screening Value (ESV)[c]	
		Number (mg/kg)	Reference	Number (mg/kg)	Reference	Number (mg/kg)	Reference
4-Methylphenol	106-44-5	--	--	0.0202	USEPA Reg 5	2.02E-02	USEPA Reg 5
Mirex	2385-85-5	--	--	--	--	No ESV	No Source
Naphthalene	91-20-3	0.176	MacDonald et al.	0.176	USEPA Reg 5	1.76E-01	MacDonald et al.
2-Nitroaniline	88-74-4	--	--	--	--	No ESV	No Source
3-Nitroaniline	99-09-2	--	--	--	--	No ESV	No Source
4-Nitroaniline	100-01-6	--	--	--	--	No ESV	No Source
Nitrobenzene	99-95-3	--	--	0.145	USEPA Reg 5	1.45E-01	USEPA Reg 5
Nitrocellulose	9004-70-0	--	--	--	--	No ESV	No Source
Nitroglycerin	55-63-0	--	--	--	--	No ESV	No Source
Nitroguanidine	556-88-7	--	--	--	--	No ESV	No Source
2-Nitrophenol	88-75-5	--	--	--	--	No ESV	No Source
4-Nitrophenol	100-02-7	--	--	0.0133	USEPA Reg 5	1.33E-02	USEPA Reg 5
m-Nitrotoluene	99-08-1	--	--	--	--	No ESV	No Source
N-Nitrosodiethylamine	55-18-5	--	--	0.0228	USEPA Reg 5	2.28E-02	USEPA Reg 5
N-nitroso-di-n-dipropylamine	621-64-7	--	--	--	--	No ESV	No Source
N-nitrosodiphenylamine	86-30-6	--	--	--	--	No ESV	No Source
o-Nitrotoluene	88-72-2	--	--	--	--	No ESV	No Source
2,2'- oxybis(1-Chloropropane)	108-60-1	--	--	--	--	No ESV	No Source
Parathion	56-38-2	--	--	0.000757	USEPA Reg 5	7.57E-04	USEPA Reg 5
PCDDs	PCDD-S	--	--	0.000011	USEPA Reg 5	1.10E-05	USEPA Reg 5
Pentachlorobenzene	608-93-5	--	--	0.024	USEPA Reg 5	2.40E-02	USEPA Reg 5
Pentachloroethane	76-01-7	--	--	0.689	USEPA Reg 5	6.89E-01	USEPA Reg 5

Table H-8. Ecological Screening Values for Chemical Analytes in Sediment (continued)

Analyte	CAS Registry Number	Sediment Screening Values					
		MacDonald et al.[a]		USEPA Region 5 Ecological Screening Levels (2003)[b] (update of 1998 EDQLs)		Preferred Ecological Screening Value (ESV)[c]	
		Number (mg/kg)	Reference	Number (mg/kg)	Reference	Number (mg/kg)	Reference
Pentachlorophenol	87-86-5	--	--	23	USEPA Reg 5	2.30E+01	USEPA Reg 5
Phenanthrene	85-01-8	0.204	MacDonald et al.	0.204	USEPA Reg 5	2.04E-01	MacDonald et al.
Phenol	108-95-2	--	--	0.0491	USEPA Reg 5	4.91E-02	USEPA Reg 5
Phorate	298-02-2	--	--	0.000861	USEPA Reg 5	8.61E-04	USEPA Reg 5
Polynuclear aromatic hydrocarbons	130498-29-2	1.61	MacDonald et al.	--	--	1.61E+00	MacDonald et al.
Polychorinated biphenyls	1336-36-3	0.0598	MacDonald et al.	0.0598	USEPA Reg 5	5.98E-02	MacDonald et al.
p-Nitrotoluene	99-99-0	--	--	--	--	No ESV	No Source
Pyrene	129-00-0	0.195	MacDonald et al.	0.195	USEPA Reg 5	1.95E-01	MacDonald et al.
Pyridine	110-86-1	--	--	0.106	USEPA Reg 5	1.06E-01	USEPA Reg 5
RDX (cyclonite) Hexahydro-1,3,5-trinitro-1,3,5-triazine	121-82-4	--	--	--	--	No ESV	No Source
Silvex (2,4,5-TP)	93-72-1	--	--	0.675	USEPA Reg 5	6.75E-01	USEPA Reg 5
Styrene	100-42-5	--	--	0.254	USEPA Reg 5	2.54E-01	USEPA Reg 5
1,2,4,5-Tetrachlorobenzene	95-94-3	--	--	1.252	USEPA Reg 5	1.25E+00	USEPA Reg 5
2,3,7,8-Tetrachlorodibenzo-p-dioxin (TCDD)	1746-01-6	--	--	1.20E-07	USEPA Reg 5	1.20E-07	USEPA Reg 5
1,1,2,2-Tetrachloroethane	79-34-5	--	--	0.85	USEPA Reg 5	8.50E-01	USEPA Reg 5
Tetrachloroethene	127-18-4	--	--	0.99	USEPA Reg 5	9.90E-01	USEPA Reg 5
2,3,4,6-Tetrachlorophenol	58-90-2	--	--	0.129	USEPA Reg 5	1.29E-01	USEPA Reg 5
Tetraethyl dithiopyrophosphate	3689-24-5	--	--	0.56	USEPA Reg 5	5.60E-01	USEPA Reg 5
Tetryl	479-45-8	--	--	--	--	No ESV	No Source
Toluene	108-88-3	--	--	1.22	USEPA Reg 5	1.22E+00	USEPA Reg 5
Toxaphene	8001-35-2	--	--	0.000077	USEPA Reg 5	7.70E-05	USEPA Reg 5

Table H-8. Ecological Screening Values for Chemical Analytes in Sediment (continued)

Analyte	CAS Registry Number	Sediment Screening Values					
		MacDonald et al.[a]		USEPA Region 5 Ecological Screening Levels (2003)[b] (update of 1998 EDQLs)		Preferred Ecological Screening Value (ESV)[c]	
		Number (mg/kg)	Reference	Number (mg/kg)	Reference	Number (mg/kg)	Reference
1,2,4-Trichlorobenzene	120-82-1	--	--	5.062	USEPA Reg 5	5.06E+00	USEPA Reg 5
1,1,1-Trichloroethane	71-55-6	--	--	0.213	USEPA Reg 5	2.13E-01	USEPA Reg 5
1,1,2-Trichloroethane	79-00-5	--	--	0.518	USEPA Reg 5	5.18E-01	USEPA Reg 5
Trichloroethene	79-01-6	--	--	0.112	USEPA Reg 5	1.12E-01	USEPA Reg 5
2,4,5-Trichlorophenol	95-95-4	--	--	--	--	No ESV	No Source
2,4,6-Trichlorophenol	88-06-2	--	--	0.208	USEPA Reg 5	2.08E-01	USEPA Reg 5
2,4,5-Trichlorophenoxyacetic acid	93-76-5	--	--	58.7	USEPA Reg 5	5.87E+01	USEPA Reg 5
O,O,O-Triethyl phosphorothioate	126-68-1	--	--	0.189	USEPA Reg 5	1.89E-01	USEPA Reg 5
1,3,5-Trinitrobenzene	99-35-4	--	--	--	--	No ESV	No Source
2,4,6-Trinitrotoluene	118-96-7	--	--	--	--	No ESV	No Source
Vinyl acetate	108-05-4	--	--	0.013	USEPA Reg 5	1.30E-02	USEPA Reg 5
Vinyl chloride	75-01-4	--	--	0.202	USEPA Reg 5	2.02E-01	USEPA Reg 5
Xylenes (total)	1330-20-7	--	--	0.433	USEPA Reg 5	4.33E-01	USEPA Reg 5

[a]D.D. MacDonald, C.G. Ingersoll, T.A. Berger. *Development and Evaluation of Consensus-Based Sediment Quality Guidelines for Freshwater Ecosystems*. Archives of Environmental Contamination and Toxicology 39, 20–31 (2000).
[b]Ecological Screening Levels (ESLs), United States Environmental Protection Agency (USEPA) Region 5, 2003: http://www.epa.gov/reg5rcra/ca/edql.htm
[c]The Preferred sediment screening value is MacDonald et al. followed by USEPA Region 5 ESLs.
-- = no value
MacDonald et al = consensus-based threshold effect concentrations (TECs)
CAS = Chemical Abstract Service
EDQL = Ecological Data Quality Level
ESV = Ecological Screening Value

Table H-9. SRC and Integrated COPEC Screening using the Maximum Concentration for Shallow Surface Soil (0-1 ft bgs ISM Samples) at the Building 1200 AOC

Analyte (mg/kg)	CAS Number	Freq of Detect	Minimum Detect	Maximum Detect	Average Result	Background Criteria[a]	PBT[b] Chemical? (yes/no)	SRC? (yes/no)	SRC Justification	ESV	ESV Source[c]	COPEC? (yes/no)	COPEC Justification	Ratio of Max to ESV
Metals														
Aluminum	**7429-90-5**	**13/ 13**	**11200**	**30000**	**14700**	**17700**	**No**	**Yes**	**Exceeds background**	**50**	**PRGs**	**Yes**	**Exceeds ESV**	**600**
Antimony	7440-36-0	3/ 12	0.11	0.14	0.547	0.96	No	No	Below background	0.27	EcoSSL	No	Below background	0.52
Arsenic	7440-38-2	13/ 13	2.7	14	10.1	15.4	No	No	Below background	18	EcoSSL	No	Below background	0.78
Barium	7440-39-3	13/ 13	65	320	115	88.4	No	Yes	Exceeds background	330	EcoSSL	No	Below ESV	0.97
Beryllium	7440-41-7	13/ 13	0.51	5.9	1.39	0.88	No	Yes	Exceeds background	21	EcoSSL	No	Below ESV	0.28
Cadmium	**7440-43-9**	**8/ 13**	**0.093**	**3.3**	**0.431**	**0**	**No**	**Yes**	**Exceeds background**	**0.36**	**EcoSSL**	**Yes**	**Exceeds ESV**	**9.17**
Calcium	7440-70-2	13/ 13	586	190000	25800	15800	No	No	Essential Nutrient	No ESV	No Source	No	Below background	No ESV
Chromium	**7440-47-3**	**13/ 13**	**18**	**36.1**	**24.4**	**17.4**	**No**	**Yes**	**Exceeds background**	**26**	**EcoSSL**	**Yes**	**Exceeds ESV**	**1.39**
Cobalt	**7440-48-4**	**13/ 13**	**1.3**	**15**	**9.08**	**10.4**	**No**	**Yes**	**Exceeds background**	**13**	**EcoSSL**	**Yes**	**Exceeds ESV**	**1.15**
Copper	**7440-50-8**	**13/ 13**	**7.6**	**71**	**19.8**	**17.7**	**No**	**Yes**	**Exceeds background**	**28**	**EcoSSL**	**Yes**	**Exceeds ESV**	**2.54**
Iron	7439-89-6	13/ 13	9900	28000	21600	23100	No	No	Essential Nutrient	No ESV	No Source	No	Below background	No ESV
Lead	**7439-92-1**	**13/ 13**	**15**	**86**	**30.1**	**26.1**	**No**	**Yes**	**Exceeds background**	**11**	**EcoSSL**	**Yes**	**Exceeds ESV**	**7.82**
Magnesium	7439-95-4	13/ 13	1700	21000	4780	3030	No	No	Essential Nutrient	No ESV	No Source	No	Below background	No ESV
Manganese	**7439-96-5**	**13/ 13**	**390**	**4100**	**1190**	**1450**	**No**	**Yes**	**Exceeds background**	**220**	**EcoSSL**	**Yes**	**Exceeds ESV**	**18.64**
Mercury	**7439-97-6**	**10/ 13**	**0.03**	**0.1**	**0.0452**	**0.036**	**Yes**	**Yes**	**Exceeds background**	**0.00051**	**PRGs**	**Yes**	**Exceeds ESV**	**196.08**
Nickel	7440-02-0	13/ 13	6.6	25.4	18.1	21.1	No	Yes	Exceeds background	38	EcoSSL	No	Below ESV	0.67
Potassium	7440-09-7	13/ 13	551	2300	1200	927	No	No	Essential Nutrient	No ESV	No Source	No	Below background	No ESV
Selenium	**7782-49-2**	**10/ 13**	**0.57**	**1.6**	**0.96**	**1.4**	**No**	**Yes**	**Exceeds background**	**0.52**	**EcoSSL**	**Yes**	**Exceeds ESV**	**3.08**
Sodium	7440-23-5	13/ 13	32.3	1200	384	123	No	No	Essential Nutrient	No ESV	No Source	No	Below background	No ESV
Thallium	7440-28-0	3/ 13	0.18	0.2	0.268	0	No	Yes	Exceeds background	1	PRGs	No	Below ESV	0.20
Vanadium	7440-62-2	13/ 13	7.4	29	20.9	31.1	No	No	Below background	7.8	EcoSSL	No	Below background	3.72
Zinc	**7440-66-6**	**13/ 13**	**48.7**	**180**	**92**	**61.8**	**No**	**Yes**	**Exceeds background**	**46**	**EcoSSL**	**Yes**	**Exceeds ESV**	**3.91**
Explosives														
2,4,6-Trinitrotoluene	**118-96-7**	**2/ 13**	**0.07**	**0.28**	**0.0865**	**0**	**No**	**Yes**	**Exceeds background**	**No ESV**	**No Source**	**Yes**	**Exceeds background**	**No ESV**
HMX	**2691-41-0**	**3/ 13**	**0.012**	**11**	**1.41**	**0**	**No**	**Yes**	**Exceeds background**	**No ESV**	**No Source**	**Yes**	**Exceeds background**	**No ESV**
Nitrocellulose	**9004-70-0**	**1/ 2**	**0.87**	**0.87**	**0.653**	**0**	**No**	**Yes**	**Exceeds background**	**No ESV**	**No Source**	**Yes**	**Exceeds background**	**No ESV**
RDX	**121-82-4**	**2/ 13**	**0.13**	**13**	**1.1**	**0**	**No**	**Yes**	**Exceeds background**	**No ESV**	**No Source**	**Yes**	**Exceeds background**	**No ESV**
Semi-volatile Organic Compounds														
2-Methylnaphthalene	91-57-6	1/ 2	0.01	0.01	0.014	0	No	Yes	Exceeds background	3.24	USEPA Reg 5	No	Below ESV	0.003
Benz(a)anthracene	56-55-3	2/ 4	0.018	0.026	0.0182	0	No	Yes	Exceeds background	5.21	USEPA Reg 5	No	Below ESV	0.005
Benzenemethanol	100-51-6	1/ 2	0.03	0.03	0.195	0	No	Yes	Exceeds background	65.8	USEPA Reg 5	No	Below ESV	4.56E-04
Benzo(a)pyrene	50-32-8	2/ 4	0.011	0.027	0.0167	0	No	Yes	Exceeds background	1.52	USEPA Reg 5	No	Below ESV	0.02
Benzo(b)fluoranthene	205-99-2	4/ 4	0.0065	0.051	0.0246	0	No	Yes	Exceeds background	59.8	USEPA Reg 5	No	Below ESV	0.001
Benzo(ghi)perylene	191-24-2	2/ 4	0.02	0.021	0.0175	0	No	Yes	Exceeds background	119	USEPA Reg 5	No	Below ESV	1.76E-04
Benzo(k)fluoranthene	207-08-9	2/ 4	0.013	0.016	0.0145	0	No	Yes	Exceeds background	148	USEPA Reg 5	No	Below ESV	1.08E-04
Bis(2-ethylhexyl)phthalate	117-81-7	2/ 2	0.037	0.052	0.0445	0	No	Yes	Exceeds background	0.925	USEPA Reg 5	No	Below ESV	0.06
Chrysene	218-01-9	4/ 4	0.0072	0.031	0.0164	0	No	Yes	Exceeds background	4.73	USEPA Reg 5	No	Below ESV	0.01
Fluoranthene	206-44-0	4/ 4	0.012	0.033	0.0203	0	No	Yes	Exceeds background	122	USEPA Reg 5	No	Below ESV	2.70E-04
Indeno(1,2,3-cd)pyrene	193-39-5	1/ 4	0.019	0.019	0.0165	0	No	Yes	Exceeds background	109	USEPA Reg 5	No	Below ESV	1.74E-04
Naphthalene	91-20-3	3/ 4	0.014	0.026	0.0185	0	No	Yes	Exceeds background	0.0994	USEPA Reg 5	No	Below ESV	0.26
Phenanthrene	85-01-8	3/ 4	0.0075	0.011	0.0134	0	No	Yes	Exceeds background	45.7	USEPA Reg 5	No	Below ESV	2.41E-04
Pyrene	129-00-0	4/ 4	0.0078	0.027	0.0173	0	No	Yes	Exceeds background	78.5	USEPA Reg 5	No	Below ESV	3.44E-04

Table H-9. SRC and Integrated COPEC Screening using the Maximum Concentration for Shallow Surface Soil (0-1 ft bgs ISM Samples) at the Building 1200 AOC (continued)

Analyte (mg/kg)	CAS Number	Freq of Detect	Minimum Detect	Maximum Detect	Average Result	Background Criteria[a]	PBT[b] Chemical? (yes/no)	SRC? (yes/no)	SRC Justification	ESV	ESV Source[c]	COPEC? (yes/no)	COPEC Justification	Ratio of Max to ESV
Volatile Organic Compounds														
Toluene	108-88-3	1/ 1	0.00046	0.00046	0.00046	0	No	Yes	Exceeds background	200	PRGs	No	Below ESV	2.30E-06

[a]Background criteria for soil 0-1 ft bgs from final facility-wide background values for RVAAP, published in the *Final Phase II Remedial Investigation Report for Winklepeck Burning Grounds at Ravenna Army Ammunition Plant, Ravenna, Ohio* (USACE 2001).
[b]PBT chemicals are defined by Ohio EPA 2008 as: aldrin/dieldrin, chlordane,1,1'-(2,2,2trichloroethylidene)bis[4-chlorobenzene] (DDT) and metabolites (DDD+DDE), hexachlorobenzene, hexachlorobutadiene (hexachloro-1,3-butadiene), hexachlorocyclohexanes (BHCs, alpha-BHC, beta-BHC, delta-BHC), lindane (gammahexachlorocyclohexane), alkyl-lead, mercury and its compounds, mirex, photomirex, octachlorostyrene, polychlorinated biphenyls (PCBs), 2,3,7,8-tetrachlorodibenzo-p-dioxin (TCDD), dioxin, PCDF (furans), 1,2,3,4-tetrachlorobenzene, 1,2,4,5-tetrachlorobenzene, toxaphene, and other chemicals that are reasonably anticipated to bioaccumulate in animal tissues.
[c]Screening Level Source: See soil ESV table. Hierarchy of values according to Ohio EPA Risk Assessment Guidance is EcoSSLs, followed by United States Department of Energy (DOE) (1997a) *Preliminary Remediation Goals for Ecological Endpoints*, followed by Region 5 ESLs.
AOC = Area of Concern
bgs = Below ground surface
CAS = Chemical Abstract Service
COPEC = Chemical of Potential Ecological Concern
ESL = Ecological Screening Level
EcoSSL = Ecological Soil Screening Level
ESV = Ecological Screening Value
ISM = Incremental Sampling Method
Ohio EPA = Ohio Environmental Protection Agency
PBT = Persistent, Bioaccumulative, and Toxic
PRG = Preliminary Remediation Goal
SRC = Site-related Contaminant
USEPA = United States Environmental Protection Agency
Bold = Chemical is a COPEC

Table H-10. SRC and Integrated COPEC Screening using the Maximum Concentration for Sediment (ISM Samples) at the Building 1200 AOC

Analyte (mg/kg)	CAS Number	Freq of Detect	Minimum Detect	Maximum Detect	Average Result	Background Criteria[a]	Ohio SRV	PBT[b] Chemical? (yes/no)	SRC? (yes/no)	SRC Justification	ESV	ESV Source[c]	COPEC? (yes/no)	COPEC Justification	Ratio of Max to ESV
Metals															
Aluminum	7429-90-5	2/ 2	10000	15000	12500	13900	29000	No	No	Below SRV	No ESV	No Source	No	Below SRV	No ESV
Arsenic	7440-38-2	2/ 2	8	9.6	8.8	19.5	25	No	No	Below background	9.79	MacDonald et al.	No	Below background	0.98
Barium	7440-39-3	2/ 2	71	120	95.5	123	190	No	No	Below background	No ESV	No Source	No	Below background	No ESV
Beryllium	**7440-41-7**	**2/ 2**	**0.76**	**0.86**	**0.81**	**0.38**	**0.8**	**No**	**Yes**	**Exceeds background**	**No ESV**	**No Source**	**Yes**	**Exceeds background**	**No ESV**
Cadmium	7440-43-9	1/ 2	0.19	0.19	0.213	0	0.79	No	No	Below SRV	0.99	MacDonald et al.	No	Below ESV	0.19
Calcium	7440-70-2	2/ 2	770	2700	1740	5510	21000	No	No	Essential Nutrient	No ESV	No Source	No	Essential Nutrient	No ESV
Chromium	7440-47-3	2/ 2	15	18	16.5	18.1	29	No	No	Below background	43.4	MacDonald et al.	No	Below background	0.41
Cobalt	7440-48-4	2/ 2	8.5	9	8.75	9.1	12	No	No	Below background	50	USEPA Reg 5	No	Below background	0.18
Copper	7440-50-8	2/ 2	18	20	19	27.6	32	No	No	Below background	31.6	MacDonald et al.	No	Below background	0.63
Iron	7439-89-6	2/ 2	19000	23000	21000	28200	41000	No	No	Essential Nutrient	No ESV	No Source	No	Essential Nutrient	No ESV
Lead	7439-92-1	2/ 2	19	22	20.5	27.4	47	No	No	Below background	35.8	MacDonald et al.	No	Below background	0.61
Magnesium	7439-95-4	2/ 2	2200	2500	2350	2760	7100	No	No	Essential Nutrient	No ESV	No Source	No	Essential Nutrient	No ESV
Manganese	7439-96-5	2/ 2	210	390	300	1950	1500	No	No	Below background	No ESV	No Source	No	Below background	No ESV
Mercury	**7439-97-6**	**2/ 2**	**0.04**	**0.2**	**0.12**	**0.059**	**0.12**	**Yes**	**Yes**	**Exceeds background**	**0.18**	**MacDonald et al.**	**Yes**	**Exceeds ESV**	**1.11**
Nickel	7440-02-0	2/ 2	22	22	22	17.7	33	No	No	Below SRV	22.7	MacDonald et al.	No	Below ESV	0.97
Potassium	7440-09-7	2/ 2	1200	1200	1200	1950	6800	No	No	Essential Nutrient	No ESV	No Source	No	Essential Nutrient	No ESV
Selenium	7782-49-2	1/ 2	0.98	0.98	1.19	1.7	1.7	No	No	Below background	No ESV	No Source	No	Below background	No ESV
Sodium	7440-23-5	2/ 2	290	290	290	112	--	No	No	Essential Nutrient	No ESV	No Source	No	Essential Nutrient	No ESV
Vanadium	7440-62-2	2/ 2	19	26	22.5	26.1	40	No	No	Below background	No ESV	No Source	No	Below background	No ESV
Zinc	7440-66-6	2/ 2	58	110	84	532	160	No	No	Below background	121	MacDonald et al.	No	Below background	0.91
Explosives															
Nitrocellulose	**9004-70-0**	**1/ 1**	**1.7**	**1.7**	**1.7**	**0**	**--**	**No**	**Yes**	**Exceeds background**	**No ESV**	**No Source**	**Yes**	**No ESV**	**No ESV**
Semi-volatile Organic Compounds															
Benzo(b)fluoranthene	205-99-2	1/ 1	0.14	0.14	0.14	0	--	No	Yes	Exceeds background	10.4	USEPA Reg 5	No	Below ESV	0.01
Benzo(ghi)perylene	191-24-2	1/ 1	0.16	0.16	0.16	0	--	No	Yes	Exceeds background	0.17	USEPA Reg 5	No	Below ESV	0.94
Pesticides/PCBs															
Lindane	**58-89-9**	**1/ 1**	**0.013**	**0.013**	**0.013**	**0**	**--**	**Yes**	**Yes**	**Exceeds background**	**0.00237**	**MacDonald et al.**	**Yes**	**Exceeds ESV**	**5.49**
Volatile Organic Compounds															
2-Butanone	78-93-3	1/ 1	0.019	0.019	0.019	0	--	No	Yes	Exceeds background	0.0424	USEPA Reg 5	No	Below ESV	0.45
Acetone	**67-64-1**	**1/ 1**	**0.084**	**0.084**	**0.084**	**0**	**--**	**No**	**Yes**	**Exceeds background**	**0.0099**	**USEPA Reg 5**	**Yes**	**Exceeds ESV**	**8.48**

[a]Background criteria for sediment from final facility-wide background values for RVAAP, published in the *Final Phase II Remedial Investigation Report for Winklepeck Burning Grounds at Ravenna Army Ammunition Plant, Ravenna, Ohio* (USACE 2001).
[b]PBT chemicals are defined by Ohio Environmental Protection Agency (Ohio EPA) 2008 as: aldrin/dieldrin, chlordane,1,1'-(2,2,2trichloroethylidene)bis[4-chlorobenzene] (DDT) and metabolites (DDD+DDE), hexachlorobenzene, hexachlorobutadiene (hexachloro-1,3-butadiene), hexachlorocyclohexanes (BHCs, alpha-BHC, beta-BHC, delta-BHC), lindane (gammahexachlorocyclohexane), alkyl-lead, mercury and its compounds, mirex, photomirex, octachlorostyrene, polychlorinated biphenyls (PCBs), 2,3,7,8-tetrachlorodibenzo-p-dioxin (TCDD), dioxin, PCDF (furans), 1,2,3,4-tetrachlorobenzene, 1,2,4,5-tetrachlorobenzene, toxaphene, and other chemicals that are reasonably anticipated to bioaccumulate in animal tissues.
[c]Ecological Screening Value: See sediment ESV table. Hierarchy of values according to Ohio EPA Risk Assessment Guidance is MacDonald et al. *Development and Evaluation of Consensus-based Sediment Quality Guidelines for Freshwater Ecosystems*, Arch. Environ. Contam. Toxicol. Volume 39, Issue 1. January 2000, followed by Region 5 ESLs.
AOC = Area of Concern
CAS = Chemical Abstract Service
COPEC = Chemical of Potential Ecological Concern
ESL = Ecological Screening Level
ESV = Ecological Screening Value
ISM = Incremental Sampling Method
PBT = Persistent, Bioaccumulative, and Toxic
SRC = Site-related Contaminant
SRV = Sediment Reference Value
USEPA = United States Environmental Protection Agency
Bold = Chemical is a COPEC

Table H-11. SRC and Integrated COPEC Screening using the Average Concentration for Shallow Surface Soil (0-1 ft bgs ISM Samples) at the Building 1200 AOC

Analyte (mg/kg)	CAS Number	Freq of Detect	Minimum Detect	Maximum Detect	Average Result	Background Criteria[a]	PBT[b] Chemical? (yes/no)	SRC? (yes/no)	SRC Justification	ESV	ESV Source[c]	COPEC? (yes/no)	COPEC Justification	Ratio of Avg to ESV
Metals														
Aluminum	**7429-90-5**	**13/ 13**	**11200**	**30000**	**14700**	**17700**	**No**	**Yes**	**Exceeds background**	**50**	**PRGs**	**Yes**	**Exceeds ESV**	**294.00**
Antimony	7440-36-0	3/ 12	0.11	0.14	0.547	0.96	No	No	Below background	0.27	EcoSSL	No	Below background	2.03
Arsenic	7440-38-2	13/ 13	2.7	14	10.1	15.4	No	No	Below background	18	EcoSSL	No	Below background	0.56
Barium	7440-39-3	13/ 13	65	320	115	88.4	No	Yes	Exceeds background	330	EcoSSL	No	Below ESV	0.35
Beryllium	7440-41-7	13/ 13	0.51	5.9	1.39	0.88	No	Yes	Exceeds background	21	EcoSSL	No	Below ESV	0.07
Cadmium	**7440-43-9**	**8/ 13**	**0.093**	**3.3**	**0.431**	**0**	**No**	**Yes**	**Exceeds background**	**0.36**	**EcoSSL**	**Yes**	**Exceeds ESV**	**1.20**
Calcium	7440-70-2	13/ 13	586	190000	25800	15800	No	No	Essential Nutrient	No ESV	No Source	No	Below background	No ESV
Chromium	7440-47-3	13/ 13	18	36.1	24.4	17.4	No	Yes	Exceeds background	26	EcoSSL	No	Below ESV	0.94
Cobalt	7440-48-4	13/ 13	1.3	15	9.08	10.4	No	Yes	Exceeds background	13	EcoSSL	No	Below ESV	0.70
Copper	7440-50-8	13/ 13	7.6	71	19.8	17.7	No	Yes	Exceeds background	28	EcoSSL	No	Below ESV	0.71
Iron	7439-89-6	13/ 13	9900	28000	21600	23100	No	No	Essential Nutrient	No ESV	No Source	No	Below background	No ESV
Lead	**7439-92-1**	**13/ 13**	**15**	**86**	**30.1**	**26.1**	**No**	**Yes**	**Exceeds background**	**11**	**EcoSSL**	**Yes**	**Exceeds ESV**	**2.74**
Magnesium	7439-95-4	13/ 13	1700	21000	4780	3030	No	No	Essential Nutrient	No ESV	No Source	No	Below background	No ESV
Manganese	**7439-96-5**	**13/ 13**	**390**	**4100**	**1190**	**1450**	**No**	**Yes**	**Exceeds background**	**220**	**EcoSSL**	**Yes**	**Exceeds ESV**	**5.41**
Mercury	**7439-97-6**	**10/ 13**	**0.03**	**0.1**	**0.0452**	**0.036**	**Yes**	**Yes**	**Exceeds background**	**0.00051**	**PRGs**	**Yes**	**Exceeds ESV**	**88.63**
Nickel	7440-02-0	13/ 13	6.6	25.4	18.1	21.1	No	Yes	Exceeds background	38	EcoSSL	No	Below ESV	0.48
Potassium	7440-09-7	13/ 13	551	2300	1200	927	No	No	Essential Nutrient	No ESV	No Source	No	Below background	No ESV
Selenium	**7782-49-2**	**10/ 13**	**0.57**	**1.6**	**0.96**	**1.4**	**No**	**Yes**	**Exceeds background**	**0.52**	**EcoSSL**	**Yes**	**Exceeds ESV**	**1.85**
Sodium	7440-23-5	13/ 13	32.3	1200	384	123	No	No	Essential Nutrient	No ESV	No Source	No	Below background	No ESV
Thallium	7440-28-0	3/ 13	0.18	0.2	0.268	0	No	Yes	Exceeds background	1	PRGs	No	Below ESV	0.27
Vanadium	7440-62-2	13/ 13	7.4	29	20.9	31.1	No	No	Below background	7.8	EcoSSL	No	Below background	2.68
Zinc	**7440-66-6**	**13/ 13**	**48.7**	**180**	**92**	**61.8**	**No**	**Yes**	**Exceeds background**	**46**	**EcoSSL**	**Yes**	**Exceeds ESV**	**2.00**
Explosives														
2,4,6-Trinitrotoluene	**118-96-7**	**2/ 13**	**0.07**	**0.28**	**0.0865**	**0**	**No**	**Yes**	**Exceeds background**	**No ESV**	**No Source**	**Yes**	**Exceeds background**	**No ESV**
HMX	**2691-41-0**	**3/ 13**	**0.012**	**11**	**1.41**	**0**	**No**	**Yes**	**Exceeds background**	**No ESV**	**No Source**	**Yes**	**Exceeds background**	**No ESV**
Nitrocellulose	**9004-70-0**	**1/ 2**	**0.87**	**0.87**	**0.653**	**0**	**No**	**Yes**	**Exceeds background**	**No ESV**	**No Source**	**Yes**	**Exceeds background**	**No ESV**
RDX	**121-82-4**	**2/ 13**	**0.13**	**13**	**1.1**	**0**	**No**	**Yes**	**Exceeds background**	**No ESV**	**No Source**	**Yes**	**Exceeds background**	**No ESV**
Semi-volatile Organic Compounds														
2-Methylnaphthalene	91-57-6	1/ 2	0.01	0.01	0.014	0	No	Yes	Exceeds background	3.24	USEPA Reg 5	No	Below ESV	0.004
Benz(a)anthracene	56-55-3	2/ 4	0.018	0.026	0.0182	0	No	Yes	Exceeds background	5.21	USEPA Reg 5	No	Below ESV	0.003
Benzenemethanol	100-51-6	1/ 2	0.03	0.03	0.195	0	No	Yes	Exceeds background	65.8	USEPA Reg 5	No	Below ESV	0.003
Benzo(a)pyrene	50-32-8	2/ 4	0.011	0.027	0.0167	0	No	Yes	Exceeds background	1.52	USEPA Reg 5	No	Below ESV	0.01
Benzo(b)fluoranthene	205-99-2	4/ 4	0.0065	0.051	0.0246	0	No	Yes	Exceeds background	59.8	USEPA Reg 5	No	Below ESV	4.11E-04
Benzo(ghi)perylene	191-24-2	2/ 4	0.02	0.021	0.0175	0	No	Yes	Exceeds background	119	USEPA Reg 5	No	Below ESV	1.47E-04
Benzo(k)fluoranthene	207-08-9	2/ 4	0.013	0.016	0.0145	0	No	Yes	Exceeds background	148	USEPA Reg 5	No	Below ESV	9.80E-05
Bis(2-ethylhexyl)phthalate	117-81-7	2/ 2	0.037	0.052	0.0445	0	No	Yes	Exceeds background	0.925	USEPA Reg 5	No	Below ESV	0.05
Chrysene	218-01-9	4/ 4	0.0072	0.031	0.0164	0	No	Yes	Exceeds background	4.73	USEPA Reg 5	No	Below ESV	0.003
Fluoranthene	206-44-0	4/ 4	0.012	0.033	0.0203	0	No	Yes	Exceeds background	122	USEPA Reg 5	No	Below ESV	1.66E-04
Indeno(1,2,3-cd)pyrene	193-39-5	1/ 4	0.019	0.019	0.0165	0	No	Yes	Exceeds background	109	USEPA Reg 5	No	Below ESV	1.51E-04
Naphthalene	91-20-3	3/ 4	0.014	0.026	0.0185	0	No	Yes	Exceeds background	0.0994	USEPA Reg 5	No	Below ESV	0.19
Phenanthrene	85-01-8	3/ 4	0.0075	0.011	0.0134	0	No	Yes	Exceeds background	45.7	USEPA Reg 5	No	Below ESV	2.93E-04
Pyrene	129-00-0	4/ 4	0.0078	0.027	0.0173	0	No	Yes	Exceeds background	78.5	USEPA Reg 5	No	Below ESV	2.20E-04

Table H-11. SRC and Integrated COPEC Screening using the Average Concentration for Shallow Surface Soil (0-1 ft bgs ISM Samples) at the Building 1200 AOC (continued)

Analyte (mg/kg)	CAS Number	Freq of Detect	Minimum Detect	Maximum Detect	Average Result	Background Criteria[a]	PBT[b] Chemical? (yes/no)	SRC? (yes/no)	SRC Justification	ESV	ESV Source[c]	COPEC? (yes/no)	COPEC Justification	Ratio of Avg to ESV
Volatile Organic Compounds														
Toluene	108-88-3	1/ 1	0.00046	0.00046	0.00046	0	No	Yes	Exceeds background	200	PRGs	No	Below ESV	2.30E-06

[a]Background criteria for soil 0-1 ft bgs from final facility-wide background values for RVAAP, published in the *Final Phase II Remedial Investigation Report for Winklepeck Burning Grounds at Ravenna Army Ammunition Plant, Ravenna, Ohio* (USACE 2001).
[b]PBT chemicals are defined by Ohio EPA 2008 as: aldrin/dieldrin, chlordane,1,1'-(2,2,2trichloroethylidene)bis[4-chlorobenzene] (DDT) and metabolites (DDD+DDE), hexachlorobenzene, hexachlorobutadiene (hexachloro-1,3-butadiene), hexachlorocyclohexanes (BHCs, alpha-BHC, beta-BHC, delta-BHC), lindane (gammahexachlorocyclohexane), alkyl-lead, mercury and its compounds, mirex, photomirex, octachlorostyrene, polychlorinated biphenyls (PCBs), 2,3,7,8-tetrachlorodibenzo-p-dioxin (TCDD), dioxin, PCDF (furans), 1,2,3,4-tetrachlorobenzene, 1,2,4,5-tetrachlorobenzene, toxaphene, and other chemicals that are reasonably anticipated to bioaccumulate in animal tissues.
[c]Screening Level Source: See soil ESV table. Hierarchy of values according to Ohio EPA Risk Assessment Guidance is EcoSSLs, followed by United States Department of Energy (DOE) (1997a) *Preliminary Remediation Goals for Ecological Endpoints*, followed by Region 5 ESLs.
AOC = Area of Concern
bgs = Below ground surface
CAS = Chemical Abstract Service
COPEC = Chemical of Potential Ecological Concern
EcoSSL = Ecological Soil Screening Level
ESL = Ecological Screening Level
ESV = Ecological Screening Value
ISM = Incremental Sampling Method
Ohio EPA = Ohio Environmental Protection Agency
PBT = Persistent, Bioaccumulative, and Toxic
PRG = Preliminary Remediation Goal
SRC = Site-related Contaminant
USEPA = United States Environmental Protection Agency
Bold = Chemical is a COPEC

Table H-12. SRC and Integrated COPEC Screening using the Average Concentration for Sediment (ISM Samples) at the Building 1200 AOC

Analyte (mg/kg)	CAS Number	Freq of Detect	Minimum Detect	Maximum Detect	Average Result	Background Criteria[a]	Ohio SRV	PBT[b] Chemical? (yes/no)	SRC? (yes/no)	SRC Justification	ESV	ESV Source[c]	COPEC? (yes/no)	COPEC Justification	Ratio of Avg to ESV
Metals															
Aluminum	7429-90-5	2/ 2	10000	15000	12500	13900	29000	No	No	Below SRV	No ESV	No Source	No	Below SRV	No ESV
Arsenic	7440-38-2	2/ 2	8	9.6	8.8	19.5	25	No	No	Below background	9.79	MacDonald et al.	No	Below background	0.90
Barium	7440-39-3	2/ 2	71	120	95.5	123	190	No	No	Below background	No ESV	No Source	No	Below background	No ESV
Beryllium	**7440-41-7**	**2/ 2**	**0.76**	**0.86**	**0.81**	**0.38**	**0.8**	**No**	**Yes**	**Exceeds background**	**No ESV**	**No Source**	**Yes**	**Exceeds background**	**No ESV**
Cadmium	7440-43-9	1/ 2	0.19	0.19	0.213	0	0.79	No	No	Below SRV	0.99	MacDonald et al.	No	Below ESV	0.22
Calcium	7440-70-2	2/ 2	770	2700	1740	5510	21000	No	No	Essential Nutrient	No ESV	No Source	No	Essential Nutrient	No ESV
Chromium	7440-47-3	2/ 2	15	18	16.5	18.1	29	No	No	Below background	43.4	MacDonald et al.	No	Below background	0.38
Cobalt	7440-48-4	2/ 2	8.5	9	8.75	9.1	12	No	No	Below background	50	USEPA Reg 5	No	Below background	0.18
Copper	7440-50-8	2/ 2	18	20	19	27.6	32	No	No	Below background	31.6	MacDonald et al.	No	Below background	0.60
Iron	7439-89-6	2/ 2	19000	23000	21000	28200	41000	No	No	Essential Nutrient	No ESV	No Source	No	Essential Nutrient	No ESV
Lead	7439-92-1	2/ 2	19	22	20.5	27.4	47	No	No	Below background	35.8	MacDonald et al.	No	Below background	0.57
Magnesium	7439-95-4	2/ 2	2200	2500	2350	2760	7100	No	No	Essential Nutrient	No ESV	No Source	No	Essential Nutrient	No ESV
Manganese	7439-96-5	2/ 2	210	390	300	1950	1500	No	No	Below background	No ESV	No Source	No	Below background	No ESV
Mercury	**7439-97-6**	**2/ 2**	**0.04**	**0.2**	**0.12**	**0.059**	**0.12**	**Yes**	**Yes**	**PBT chemical**	**0.18**	**MacDonald et al.**	**Yes**	**PBT chemical**	**0.67**
Nickel	7440-02-0	2/ 2	22	22	22	17.7	33	No	No	Below SRV	22.7	MacDonald et al.	No	Below ESV	0.97
Potassium	7440-09-7	2/ 2	1200	1200	1200	1950	6800	No	No	Essential Nutrient	No ESV	No Source	No	Essential Nutrient	No ESV
Selenium	7782-49-2	1/ 2	0.98	0.98	1.19	1.7	1.7	No	No	Below background	No ESV	No Source	No	Below background	No ESV
Sodium	7440-23-5	2/ 2	290	290	290	112	--	No	No	Essential Nutrient	No ESV	No Source	No	Essential Nutrient	No ESV
Vanadium	7440-62-2	2/ 2	19	26	22.5	26.1	40	No	No	Below background	No ESV	No Source	No	Below background	No ESV
Zinc	7440-66-6	2/ 2	58	110	84	532	160	No	No	Below background	121	MacDonald et al.	No	Below background	0.69
Explosives															
Nitrocellulose	**9004-70-0**	**1/ 1**	**1.7**	**1.7**	**1.7**	**0**	**--**	**No**	**Yes**	**Exceeds background**	**No ESV**	**No Source**	**Yes**	**No ESV**	**No ESV**
Semi-volatile Organic Compounds															
Benzo(b)fluoranthene	205-99-2	1/ 1	0.14	0.14	0.14	0	--	No	Yes	Exceeds background	10.4	USEPA Reg 5	No	Below ESV	0.01
Benzo(ghi)perylene	191-24-2	1/ 1	0.16	0.16	0.16	0	--	No	Yes	Exceeds background	0.17	USEPA Reg 5	No	Below ESV	0.94
Pesticides/PCBs															
Lindane	**58-89-9**	**1/ 1**	**0.013**	**0.013**	**0.013**	**0**	**--**	**Yes**	**Yes**	**Exceeds background**	**0.00237**	**MacDonald et al.**	**Yes**	**Exceeds ESV**	**5.49**
Volatile Organic Compounds															
2-Butanone	78-93-3	1/ 1	0.019	0.019	0.019	0	--	No	Yes	Exceeds background	0.0424	USEPA Reg 5	No	Below ESV	0.45
Acetone	**67-64-1**	**1/ 1**	**0.084**	**0.084**	**0.084**	**0**	**--**	**No**	**Yes**	**Exceeds background**	**0.0099**	**USEPA Reg 5**	**Yes**	**Exceeds ESV**	**8.48**

[a]Background criteria for sediment from final facility-wide background values for RVAAP, published in the *Final Phase II Remedial Investigation Report for Winklepeck Burning Grounds at Ravenna Army Ammunition Plant, Ravenna, Ohio* (USACE 2001).
[b]PBT chemicals are defined by Ohio Environmental Protection Agency (Ohio EPA) 2008 as: aldrin/dieldrin, chlordane,1,1'-(2,2,2trichloroethylidene)bis[4-chlorobenzene] (DDT) and metabolites (DDD+DDE), hexachlorobenzene, hexachlorobutadiene (hexachloro-1,3-butadiene), hexachlorocyclohexanes (BHCs, alpha-BHC, beta-BHC, delta-BHC), lindane (gammahexachlorocyclohexane), alkyl-lead, mercury and its compounds, mirex, photomirex, octachlorostyrene, polychlorinated biphenyls (PCBs), 2,3,7,8-tetrachlorodibenzo-p-dioxin (TCDD), dioxin, PCDF (furans), 1,2,3,4-tetrachlorobenzene, 1,2,4,5-tetrachlorobenzene, toxaphene, and other chemicals that are reasonably anticipated to bioaccumulate in animal tissues.
[c]Ecological Screening Value: See sediment ESV table. Hierarchy of values according to Ohio EPA Risk Assessment Guidance is MacDonald et al. *Development and Evaluation of Consensus-based Sediment Quality Guidelines for Freshwater Ecosystems*, Arch. Environ. Contam. Toxicol. Volume 39, Issue 1. January 2000, followed by Region 5 ESLs.
AOC = Area of Concern
CAS = Chemical Abstract Service
COPEC = Chemical of Potential Ecological Concern
ESL = Ecological Screening Level
ESV = Ecological Screening Value
ISM = Incremental Sampling Method
PBT = Persistent, Bioaccumulative, and Toxic
SRC = Site-related Contaminant
SRV = Sediment Reference Value
USEPA = United States Environmental Protection Agency
Bold = Chemical is a COPEC

Table H-13. SRC and Integrated COPEC Screening using the Maximum Concentration for Shallow Surface Soil (0-1 ft bgs ISM Samples) at the Building 1200 AOC, with Clean Fill Substituted for Selected Maximum Concentrations

Analyte (mg/kg)	CAS Number	Freq of Detect	Minimum Detect	Maximum Detect	Average Result	Background Criteria[a]	PBT[b] Chemical? (yes/no)	SRC? (yes/no)	SRC Justification	ESV	ESV Source[c]	COPEC? (yes/no)	COPEC Justification	Ratio of Max to ESV
Metals														
Aluminum	7429-90-5	13/ 13	8650	16000	12550	17700	No	No	Below background	50	PRGs	No	Below background	320
Antimony	7440-36-0	3/ 12	0.089	0.14	0.109	0.96	No	No	Below background	0.27	EcoSSL	No	Below background	0.52
Arsenic	7440-38-2	13/ 13	9.5	14	11.1	15.4	No	No	Below background	18	EcoSSL	No	Below background	0.78
Barium	7440-39-3	13/ 13	50.2	120	84.46	88.4	No	Yes	Exceeds background	330	EcoSSL	No	Below ESV	0.36
Beryllium	7440-41-7	13/ 13	0.46	1.2	0.79	0.88	No	Yes	Exceeds background	21	EcoSSL	No	Below ESV	0.06
Cadmium	**7440-43-9**	**8/ 13**	**0.058**	**0.52**	**0.17**	**0**	**No**	**Yes**	**Exceeds background**	**0.36**	**EcoSSL**	**Yes**	**Exceeds ESV**	**1.44**
Calcium	7440-70-2	13/ 13	586	17000	5999.31	15800	No	No	Essential Nutrient	No ESV	No Source	No	Below background	No ESV
Chromium	**7440-47-3**	**13/ 13**	**16.3**	**36.1**	**23.12**	**17.4**	**No**	**Yes**	**Exceeds background**	**26**	**EcoSSL**	**Yes**	**Exceeds ESV**	**1.39**
Cobalt	**7440-48-4**	**13/ 13**	**6.8**	**15**	**10.26**	**10.4**	**No**	**Yes**	**Exceeds background**	**13**	**EcoSSL**	**Yes**	**Exceeds ESV**	**1.15**
Copper	7440-50-8	13/ 13	11.1	25	16.08	17.7	No	Yes	Exceeds background	28	EcoSSL	No	Below ESV	0.89
Iron	7439-89-6	13/ 13	18000	28000	23030.77	23100	No	No	Essential Nutrient	No ESV	No Source	No	Below background	No ESV
Lead	**7439-92-1**	**13/ 13**	**12.1**	**69**	**24.12**	**26.1**	**No**	**Yes**	**Exceeds background**	**11**	**EcoSSL**	**Yes**	**Exceeds ESV**	**6.27**
Magnesium	7439-95-4	13/ 13	1700	4770	2825.38	3030	No	No	Essential Nutrient	No ESV	No Source	No	Below background	No ESV
Manganese	**7439-96-5**	**13/ 13**	**390**	**1800**	**741.31**	**1450**	**No**	**Yes**	**Exceeds background**	**220**	**EcoSSL**	**Yes**	**Exceeds ESV**	**8.18**
Mercury	**7439-97-6**	**10/ 13**	**0.037**	**0.19**	**0.07**	**0.036**	**Yes**	**Yes**	**Exceeds background**	**0.00051**	**PRGs**	**Yes**	**Exceeds ESV**	**372.55**
Nickel	7440-02-0	13/ 13	15	28.1	19.82	21.1	No	Yes	Exceeds background	38	EcoSSL	No	Below ESV	0.74
Potassium	7440-09-7	13/ 13	551	1800	1059.69	927	No	No	Essential Nutrient	No ESV	No Source	No	Below background	No ESV
Selenium	7782-49-2	10/ 13	0.57	1.4	0.98	1.4	No	No	Below background	0.52	EcoSSL	No	Below background	2.69
Silver	7440-22-4	2/ 13	0.021	0.022	0.0215	0	No	Yes	Exceeds background	4.2	EcoSSL	No	Below ESV	2.86E-04
Sodium	7440-23-5	13/ 13	26.8	460	232.61	123	No	Yes	Essential Nutrient	No ESV	No Source	No	Below background	No ESV
Thallium	7440-28-0	3/ 13	0.14	0.2	0.18	0	No	Yes	Exceeds background	1	PRGs	No	Below ESV	0.20
Vanadium	7440-62-2	13/ 13	18.8	29	22.49	31.1	No	No	Below background	7.8	EcoSSL	No	Below background	3.72
Zinc	**7440-66-6**	**13/ 13**	**38.9**	**170**	**80.33**	**61.8**	**No**	**Yes**	**Exceeds background**	**46**	**EcoSSL**	**Yes**	**Exceeds ESV**	**3.70**
Explosives														
2,4,6-Trinitrotoluene	**118-96-7**	**2/ 13**	**0.07**	**0.07**	**0.07**	**0**	**No**	**Yes**	**Exceeds background**	**No ESV**	**No Source**	**Yes**	**Exceeds background**	**No ESV**
2,6-Dinitrotoluene	606-20-2	1/ 13	0.0075	0.0075	0.0075	0	No	Yes	Exceeds background	0.0328	USEPA Reg 5	No	Below ESV	0.67
HMX	**2691-41-0**	**3/ 13**	**0.012**	**11**	**5.51**	**0**	**No**	**Yes**	**Exceeds background**	**No ESV**	**No Source**	**Yes**	**Exceeds background**	**No ESV**
Nitrocellulose	**9004-70-0**	**1/ 2**	**0.87**	**2.7**	**1.96**	**0**	**No**	**Yes**	**Exceeds background**	**No ESV**	**No Source**	**Yes**	**Exceeds background**	**No ESV**
RDX	**121-82-4**	**2/ 13**	**13**	**13**	**13**	**0**	**No**	**Yes**	**Exceeds background**	**No ESV**	**No Source**	**Yes**	**Exceeds background**	**No ESV**
Semi-volatile Organic Compounds														
2-Methylnaphthalene	91-57-6	1/ 2	0.0097	0.01	0.00985	0	No	Yes	Exceeds background	3.24	USEPA Reg 5	No	Below ESV	0.003
Benz(a)anthracene	56-55-3	2/ 4	0.011	0.026	0.018	0	No	Yes	Exceeds background	5.21	USEPA Reg 5	No	Below ESV	0.002
Benzenemethanol	100-51-6	1/ 2	0.03	0.03	0.03	0	No	Yes	Exceeds background	65.8	USEPA Reg 5	No	Below ESV	3.95E-04
Benzo(a)pyrene	50-32-8	2/ 4	0.009	0.027	0.016	0	No	Yes	Exceeds background	1.52	USEPA Reg 5	No	Below ESV	0.02
Benzo(b)fluoranthene	205-99-2	4/ 4	0.0065	0.051	0.020	0	No	Yes	Exceeds background	59.8	USEPA Reg 5	No	Below ESV	0.000
Benzo(ghi)perylene	191-24-2	2/ 4	0.011	0.021	0.017	0	No	Yes	Exceeds background	119	USEPA Reg 5	No	Below ESV	4.29E-04
Benzo(k)fluoranthene	207-08-9	2/ 4	0.009	0.016	0.013	0	No	Yes	Exceeds background	148	USEPA Reg 5	No	Below ESV	1.42E-04
Bis(2-ethylhexyl)phthalate	117-81-7	2/ 2	0.037	0.23	0.1045	0	No	Yes	Exceeds background	0.925	USEPA Reg 5	No	Below ESV	0.02
Chrysene	218-01-9	4/ 4	0.0072	0.031	0.0155	0	No	Yes	Exceeds background	4.73	USEPA Reg 5	No	Below ESV	0.05
Di-n-butyl phthalate	84-74-2	2/ 4	0.018	0.021	0.0195	0	No	Yes	Exceeds background	200	PRGs	No	Below ESV	3.75E-05
Dibenz(a,h)anthracene	53-70-3	1/ 6	0.0073	0.0073	0.0073	0	No	Yes	Exceeds background	18.4	USEPA Reg 5	No	Below ESV	0.001
Fluoranthene	206-44-0	4/ 4	0.012	0.033	0.0192	0	No	Yes	Exceeds background	122	USEPA Reg 5	No	Below ESV	2.54E-04

Table H-13. SRC and Integrated COPEC Screening using the Maximum Concentration for Shallow Surface Soil (0-1 ft bgs ISM Samples) at the Building 1200 AOC, with Clean Fill Substituted for Selected Maximum Concentrations (continued)

Analyte (mg/kg)	CAS Number	Freq of Detect	Minimum Detect	Maximum Detect	Average Result	Background Criteria[a]	PBT[b] Chemical? (yes/no)	SRC? (yes/no)	SRC Justification	ESV	ESV Source[c]	COPEC? (yes/no)	COPEC Justification	Ratio of Max to ESV
Fluorene	86-73-7	1/ 6	0.0076	0.0076	0.0076	0	No	Yes	Exceeds background	30	PRGs	No	Below ESV	2.43E-04
Indeno(1,2,3-cd)pyrene	193-39-5	1/ 4	0.0095	0.019	0.01425	0	No	Yes	Exceeds background	109	USEPA Reg 5	No	Below ESV	3.03E-04
Naphthalene	91-20-3	3/ 4	0.0083	0.026	0.016075	0	No	Yes	Exceeds background	0.0994	USEPA Reg 5	No	Below ESV	0.19
Phenanthrene	85-01-8	3/ 4	0.0074	0.012	0.0092	0	No	Yes	Exceeds background	45.7	USEPA Reg 5	No	Below ESV	5.69E-04
Pyrene	129-00-0	4/ 4	0.0078	0.027	0.01642	0	No	Yes	Exceeds background	78.5	USEPA Reg 5	No	Below ESV	1.53E-04
Volatile Organic Compounds														
Chlorobenzene	108-90-7	1/ 3	0.00061	0.00061	0.00061	0	No	Yes	Exceeds background	40	PRGs	No	Below ESV	1.90E-04
Methylene chloride	75-09-2	2/ 3	0.0011	0.0021	0.0016	0	No	Yes	Exceeds background	4.05	USEPA Reg 5	No	Below ESV	1.51E-04
Toluene	108-88-3	1/ 1	0.00046	0.0012	0.00083333	0	No	Yes	Exceeds background	200	PRGs	No	Below ESV	1.35E-04

[a]Background criteria for soil 0-1 ft bgs from final facility-wide background values for RVAAP, published in the *Final Phase II Remedial Investigation Report for Winklepeck Burning Grounds at Ravenna Army Ammunition Plant, Ravenna, Ohio* (USACE 2001).
[b]PBT chemicals are defined by Ohio EPA 2008 as: aldrin/dieldrin, chlordane,1,1'-(2,2,2trichloroethylidene)bis[4-chlorobenzene] (DDT) and metabolites (DDD+DDE), hexachlorobenzene, hexachlorobutadiene (hexachloro-1,3-butadiene), hexachlorocyclohexanes (BHCs, alpha-BHC, beta-BHC, delta-BHC), lindane (gammahexachlorocyclohexane), alkyl-lead, mercury and its compounds, mirex, photomirex, octachlorostyrene, polychlorinated biphenyls (PCBs), 2,3,7,8-tetrachlorodibenzo-p-dioxin (TCDD), dioxin, PCDF (furans), 1,2,3,4-tetrachlorobenzene, 1,2,4,5-tetrachlorobenzene, toxaphene, and other chemicals that are reasonably anticipated to bioaccumulate in animal tissues.
[c]Screening Level Source: See soil ESV table. Hierarchy of values according to Ohio EPA Risk Assessment Guidance is EcoSSLs, followed by United States Department of Energy (DOE) (1997a) *Preliminary Remediation Goals for Ecological Endpoints*, followed by Region 5 ESLs.
AOC = Area of Concern
bgs = Below ground surface
CAS = Chemical Abstract Service
COPEC = Chemical of Potential Ecological Concern
EcoSSL = Ecological Soil Screening Level
ESL = Ecological Screening Level
ESV = Ecological Screening Value
ISM = Incremental Sampling Method
Ohio EPA = Ohio Environmental Protection Agency
PBT = Persistent, Bioaccumulative, and Toxic
PRG = Preliminary Remediation Goal
SRC = Site-related Contaminant
USEPA = United States Environmental Protection Agency
Bold = Chemical is a COPEC

Table H-14. SRC and Integrated COPEC Screening using the Average Concentration for Shallow Surface Soil (0-1 ft bgs ISM Samples) at the Building 1200 AOC, with Clean Fill Substituted for Selected Maximum Concentrations

Analyte (mg/kg)	CAS Number	Freq of Detect	Minimum Detect	Maximum Detect	Average Result	Background Criteria[a]	PBT[b] Chemical? (yes/no)	SRC? (yes/no)	SRC Justification	ESV	ESV Source[c]	COPEC? (yes/no)	COPEC Justification	Ratio of Avg to ESV
Metals														
Aluminum	7429-90-5	13/ 13	8650	16000	12550	17700	No	No	Below background	50	PRGs	No	Below background	251
Antimony	7440-36-0	3/ 12	0.089	0.14	0.109	0.96	No	No	Below background	0.27	EcoSSL	No	Below background	0.40
Arsenic	7440-38-2	13/ 13	9.5	14	11.1	15.4	No	No	Below background	18	EcoSSL	No	Below background	0.62
Barium	7440-39-3	13/ 13	50.2	120	84.46	88.4	No	Yes	Exceeds background	330	EcoSSL	No	Below ESV	0.26
Beryllium	7440-41-7	13/ 13	0.46	1.2	0.79	0.88	No	Yes	Exceeds background	21	EcoSSL	No	Below ESV	0.04
Cadmium	7440-43-9	8/ 13	0.058	0.52	0.17	0	No	Yes	Exceeds background	0.36	EcoSSL	No	Below ESV	0.47
Calcium	7440-70-2	13/ 13	586	17000	5999.31	15800	No	No	Essential Nutrient	No ESV	No Source	No	Below background	No ESV
Chromium	7440-47-3	13/ 13	16.3	36.1	23.12	17.4	No	Yes	Exceeds background	26	EcoSSL	No	Below ESV	0.89
Cobalt	7440-48-4	13/ 13	6.8	15	10.26	10.4	No	Yes	Exceeds background	13	EcoSSL	No	Below ESV	0.79
Copper	7440-50-8	13/ 13	11.1	25	16.08	17.7	No	Yes	Exceeds background	28	EcoSSL	No	Below ESV	0.57
Iron	7439-89-6	13/ 13	18000	28000	23030.77	23100	No	No	Essential Nutrient	No ESV	No Source	No	Below background	No ESV
Lead	**7439-92-1**	**13/ 13**	**12.1**	**69**	**24.12**	**26.1**	**No**	**Yes**	**Exceeds background**	**11**	**EcoSSL**	**Yes**	**Exceeds ESV**	**2.19**
Magnesium	7439-95-4	13/ 13	1700	4770	2825.38	3030	No	No	Essential Nutrient	No ESV	No Source	No	Below background	No ESV
Manganese	**7439-96-5**	**13/ 13**	**390**	**1800**	**741.31**	**1450**	**No**	**Yes**	**Exceeds background**	**220**	**EcoSSL**	**Yes**	**Exceeds ESV**	**3.37**
Mercury	**7439-97-6**	**10/ 13**	**0.037**	**0.19**	**0.07**	**0.036**	**Yes**	**Yes**	**Exceeds background**	**0.00051**	**PRGs**	**Yes**	**Exceeds ESV**	**138.04**
Nickel	7440-02-0	13/ 13	15	28.1	19.82	21.1	No	Yes	Exceeds background	38	EcoSSL	No	Below ESV	0.52
Potassium	7440-09-7	13/ 13	551	1800	1059.69	927	No	No	Essential Nutrient	No ESV	No Source	No	Below background	No ESV
Selenium	7782-49-2	10/ 13	0.57	1.4	0.98	1.4	No	No	Below background	0.52	EcoSSL	No	Below background	1.88
Silver	7440-22-4	2/ 13	0.021	0.022	0.0215	0	No	Yes	Exceeds background	4.2	EcoSSL	No	Below ESV	0.01
Sodium	7440-23-5	13/ 13	26.8	460	232.61	123	No	No	Essential Nutrient	No ESV	No Source	No	Below background	No ESV
Thallium	7440-28-0	3/ 13	0.14	0.2	0.18	0	No	Yes	Exceeds background	1	PRGs	No	Below ESV	0.18
Vanadium	7440-62-2	13/ 13	18.8	29	22.49	31.1	No	No	Below background	7.8	EcoSSL	No	Below background	2.88
Zinc	**7440-66-6**	**13/ 13**	**38.9**	**170**	**80.33**	**61.8**	**No**	**Yes**	**Exceeds background**	**46**	**EcoSSL**	**Yes**	**Exceeds ESV**	**1.75**
Explosives														
2,4,6-Trinitrotoluene	**118-96-7**	**2/ 13**	**0.07**	**0.07**	**0.07**	**0**	**No**	**Yes**	**Exceeds background**	**No ESV**	**No Source**	**Yes**	**Exceeds background**	**No ESV**
2,6-Dinitrotoluene	606-20-2	1/ 13	0.0075	0.0075	0.0075	0	No	Yes	Exceeds background	0.0328	USEPA Reg 5	No	Below ESV	0.23
HMX	**2691-41-0**	**3/ 13**	**0.012**	**11**	**5.51**	**0**	**No**	**Yes**	**Exceeds background**	**No ESV**	**No Source**	**Yes**	**Exceeds background**	**No ESV**
Nitrocellulose	**9004-70-0**	**1/ 2**	**0.87**	**2.7**	**1.96**	**0**	**No**	**Yes**	**Exceeds background**	**No ESV**	**No Source**	**Yes**	**Exceeds background**	**No ESV**
RDX	**121-82-4**	**2/ 13**	**13**	**13**	**13**	**0**	**No**	**Yes**	**Exceeds background**	**No ESV**	**No Source**	**Yes**	**Exceeds background**	**No ESV**
Semi-volatile Organic Compounds														
2-Methylnaphthalene	91-57-6	1/ 2	0.0097	0.01	0.00985	0	No	Yes	Exceeds background	3.24	USEPA Reg 5	No	Below ESV	0.003
Benz(a)anthracene	56-55-3	2/ 4	0.011	0.026	0.018	0	No	Yes	Exceeds background	5.21	USEPA Reg 5	No	Below ESV	0.004
Benzenemethanol	100-51-6	1/ 2	0.03	0.03	0.03	0	No	Yes	Exceeds background	65.8	USEPA Reg 5	No	Below ESV	4.56E-04
Benzo(a)pyrene	50-32-8	2/ 4	0.009	0.027	0.016	0	No	Yes	Exceeds background	1.52	USEPA Reg 5	No	Below ESV	0.01
Benzo(b)fluoranthene	205-99-2	4/ 4	0.0065	0.051	0.020	0	No	Yes	Exceeds background	59.8	USEPA Reg 5	No	Below ESV	3.36E-04
Benzo(ghi)perylene	191-24-2	2/ 4	0.011	0.021	0.017	0	No	Yes	Exceeds background	119	USEPA Reg 5	No	Below ESV	1.46E-04
Benzo(k)fluoranthene	207-08-9	2/ 4	0.009	0.016	0.013	0	No	Yes	Exceeds background	148	USEPA Reg 5	No	Below ESV	8.56E-05
Bis(2-ethylhexyl)phthalate	117-81-7	2/ 2	0.037	0.23	0.1045	0	No	Yes	Exceeds background	0.925	USEPA Reg 5	No	Below ESV	0.11
Chrysene	218-01-9	4/ 4	0.0072	0.031	0.0155	0	No	Yes	Exceeds background	4.73	USEPA Reg 5	No	Below ESV	0.003
Di-n-butyl phthalate	84-74-2	2/ 4	0.018	0.021	0.0195	0	No	Yes	Exceeds background	200	PRGs	No	Below ESV	9.75E-05
Dibenz(a,h)anthracene	53-70-3	1/ 6	0.0073	0.0073	0.0073	0	No	Yes	Exceeds background	18.4	USEPA Reg 5	No	Below ESV	3.97E-04
Fluoranthene	206-44-0	4/ 4	0.012	0.033	0.0192	0	No	Yes	Exceeds background	122	USEPA Reg 5	No	Below ESV	1.57E-04

Table H-14. SRC and Integrated COPEC Screening using the Average Concentration for Shallow Surface Soil (0-1 ft bgs ISM Samples) at the Building 1200 AOC, with Clean Fill Substituted for Selected Maximum Concentrations (continued)

Analyte (mg/kg)	CAS Number	Freq of Detect	Minimum Detect	Maximum Detect	Average Result	Background Criteria[a]	PBT[b] Chemical? (yes/no)	SRC? (yes/no)	SRC Justification	ESV	ESV Source[c]	COPEC? (yes/no)	COPEC Justification	Ratio of Avg to ESV
Fluorene	86-73-7	1/ 6	0.0076	0.0076	0.0076	0	No	Yes	Exceeds background	30	PRGs	No	Below ESV	2.53E-04
Indeno(1,2,3-cd)pyrene	193-39-5	1/ 4	0.0095	0.019	0.01425	0	No	Yes	Exceeds background	109	USEPA Reg 5	No	Below ESV	1.31E-04
Naphthalene	91-20-3	3/ 4	0.0083	0.026	0.016075	0	No	Yes	Exceeds background	0.0994	USEPA Reg 5	No	Below ESV	0.16
Phenanthrene	85-01-8	3/ 4	0.0074	0.012	0.0092	0	No	Yes	Exceeds background	45.7	USEPA Reg 5	No	Below ESV	2.01E-04
Pyrene	129-00-0	4/ 4	0.0078	0.027	0.01642	0	No	Yes	Exceeds background	78.5	USEPA Reg 5	No	Below ESV	2.09E-04
Volatile Organic Compounds														
Chlorobenzene	108-90-7	1/ 3	0.00061	0.00061	0.00061	0	No	Yes	Exceeds background	40	PRGs	No	Below ESV	1.53E-05
Methylene chloride	75-09-2	2/ 3	0.0011	0.0021	0.0016	0	No	Yes	Exceeds background	4.05	USEPA Reg 5	No	Below ESV	3.95E-04
Toluene	108-88-3	1/ 1	0.00046	0.0012	0.00083333	0	No	Yes	Exceeds background	200	PRGs	No	Below ESV	4.17E-06

[a]Background criteria for soil 0-1 ft bgs from final facility-wide background values for RVAAP, published in the *Final Phase II Remedial Investigation Report for Winklepeck Burning Grounds at Ravenna Army Ammunition Plant, Ravenna, Ohio* (USACE 2001).
[b]PBT chemicals are defined by Ohio EPA 2008 as: aldrin/dieldrin, chlordane,1,1'-(2,2,2-trichloroethylidene)bis[4-chlorobenzene] (DDT) and metabolites (DDD+DDE), hexachlorobenzene, hexachlorobutadiene (hexachloro-1,3-butadiene), hexachlorocyclohexanes (BHCs, alpha-BHC, beta-BHC, delta-BHC), lindane (gammahexachlorocyclohexane), alkyl-lead, mercury and its compounds, mirex, photomirex, octachlorostyrene, polychlorinated biphenyls (PCBs), 2,3,7,8-tetrachlorodibenzo-p-dioxin (TCDD), dioxin, PCDF (furans), 1,2,3,4-tetrachlorobenzene, 1,2,4,5-tetrachlorobenzene, toxaphene, and other chemicals that are reasonably anticipated to bioaccumulate in animal tissues.
[c]Screening Level Source: See soil ESV table. Hierarchy of values according to Ohio EPA Risk Assessment Guidance is EcoSSLs, followed by United States Department of Energy (DOE) (1997a) *Preliminary Remediation Goals for Ecological Endpoints*, followed by Region 5 ESLs.
AOC = Area of Concern
bgs = below ground surface
CAS = Chemical Abstract Service
COPEC = Chemical of Potential Ecological Concern
EcoSSL = Ecological Soil Screening Level
ESL = Ecological Screening Level
ESV = Ecological Screening Value
ISM = Incremental Sampling method
Ohio EPA = Ohio Environmental Protection Agency
PBT = Persistent, Bioaccumulative, and Toxic
PRG = Preliminary Remediation Goal
SRC = Site-related Contaminant
USEPA = United States Environmental Protection Agency
Bold = Chemical is a COPEC

REFERENCES

BTAG (U.S. Army Biological Technical Assistance Group) 2005. *Technical Document for Ecological Risk Assessment: Process for Developing Management Goals*. August 2005.

DOE (United States Department of Energy) 1997a. *Preliminary Remediation Goals for Ecological Endpoints*. Oak Ridge National Laboratory, Oak Ridge Tennessee. August 1997.

DOE 1997b. *Toxicological Benchmarks for Screening Contaminants of Potential Concern for Effects on Soil and Litter Invertebrates and Heterotrophic Process; 1997 Revision.* Oak Ridge National Laboratory, Oak Ridge Tennessee. November 1997.

DOE 1997c. *Toxicological Benchmarks for Screening Contaminants of Potential Concern for Effects on Terrestrial Plants: 1997 Revision.* Oak Ridge National Laboratory, Oak Ridge, Tennessee. November 1997.

Efroymson, R.A., G.W. Suter II, B.E. Sample, and D.S. Jones 1997a. *Preliminary Remediation Goals for Ecological Endpoints*. Oak Ridge National Laboratory, Oak Ridge Tennessee. August 1997.

Efroymson, R.A., M.E. Will, and G.W. Suter II 1997b. *Toxicological Benchmarks for Screening Contaminants of Potential Concern for Effects on Soil and Litter Invertebrates and Heterotrophic Process; 1997 Revision.* Oak Ridge National Laboratory, Oak Ridge Tennessee. November 1997.

Efroymson, R.A., M.E. Will, G.W. Suter II, and A.C. Wooten 1997c. *Toxicological Benchmarks for Screening Contaminants of Potential Concern for Effects on Terrestrial Plants: 1997 Revision.* Oak Ridge National Laboratory, Oak Ridge, Tennessee. November 1997.

MacDonald, D.D., C.G. Ingersoll, and T.A. Berger. 2000. *Development and Evaluation of Consensus-based Sediment Quality Guidelines for Freshwater Ecosystems,* Arch. Environ. Contam. Toxicol. Volume 39, Issue 1. January 2000.

MKM (MKM Engineers, Inc.) 2007. *Final Characterization of 14 AOCs at Ravenna Army Ammunition Plant*. March 2007.

OHARNG (Ohio Army National Guard). 2008. *Integrated Natural Resources Management Plan and Environmental Assessment for the Ravenna Training and Logistics Site, Portage and Trumbull Counties, Ohio*. March 2008.

Ohio EPA (Ohio Environmental Protection Agency) 2001. *Ohio Rapid Assessment Method for Wetlands v. 5.0, User's Manual and Scoring Forms*. Division of Surface Water, 401/Wetland Ecology Unit. February 2001.

Ohio EPA 2008. *Guidance for Conducting Ecological Risk Assessments (Ohio EPA)*. Division of Emergency and Remedial Response. April 2008.

USACE (United States Army Corps of Engineers) 2001. *Phase II Remedial Investigation Report for the Winklepeck Burning Grounds at the Ravenna Army Ammunition Plant, Ravenna, Ohio.* April 2001.

USEPA (United States Environmental Protection Agency) 1998. *Technical Approach for Developing EDQLs for Resource Conservation and Recovery Act (RCRA) Appendix IX Constituents and Other Significant Contaminants of Ecological Concern.* USEPA, Region 5. April 1998.

USEPA 2003. Ecological Screening Levels, USEPA Region 5, 2003, located at http://www.epa.gov/reg5rcra/ca/edql.htm. August 2003.

APPENDIX I

Detailed Cost Estimates

THIS PAGE INTENTIONALLY LEFT BLANK.

Feasibility Study for Building 1200 AOC
Ravenna Army Ammunition Plant (RVAAP), Ravenna, Ohio
Summary of Alternatives

Building 1200 AOC Alternatives		Duration	Non Discounted Cost		
			Soil		
			Capital Cost	O&M Cost	Total
1	No Action	0	$0	$0	$0
2	Attain National Guard Training and Residential Land Use	<1 yr	$123,271	$0	$123,271

Building 1200 AOC Alternatives		Duration	Discounted Cost (4.125%)		
			Soil		
			Capital Cost	O&M Cost	Total
1	No Action	0	$0	$0	$0
2	Attain National Guard Training and Residential Land Use	<1 yr	$123,271	$0	$123,271

Notes:

1. The base year of comparison and cost data will be CY2010. The discounted rates used to calculate present values will be based on Economic Guidance Memorandum, 11-01, Federal Interest Rates for Corps of Engineers Projects for Fiscal Year 2011.

2. Costs were estimated for comparison purposes only and are believed to be accurate within a range of -30% to +50%. Use of these costs for other purposes, including but not limited to, budgetary or construction cost estimating is not appropriate.

Feasibility Study for Building 1200 AOC
Ravenna Army Ammunition Plant (RVAAP), Ravenna, Ohio
Summary of AOC Areas and Volumes

	Alternatives	Surface Area (sq ft)	*In situ* Soil (cy)	*In situ with Constructability* [a] Soil (cy)	*Ex situ* [a,b] Soil (cy)	Total Volume (cy)
1	No Action		Not Applicable			
2	Attain National Guard Training and Residential Land Use	1,342	50	62	75	75

[a] Includes 25% constructability factor
[b] Includes 20% swell factor

Feasibility Study for Building 1200 AOC
Alternative 2 - Attain National Guard Training and Residential Land Use
Key Parameters and Assumptions

Key Parameters and Assumptions:

Item	Unit	Value	Notes
Capital Cost			
Additional Site Characterization			
Delineation Sampling	ea	0	Assume no additional soil samples will be required to further define the limits of contamination.
Site Work			
Site Area	sf	1,342	
Civil Survey	day	1.0	Survey AOC areas and set monuments. RSMeans 017123131100.
Civil Survey	$/day	950	
As Built Drawings	hours	8	Develop plat map for incorporation into the Base Master Plan.
As Built Drawings	$/hr	60	
Soil Excavation			Includes excavation of the AOC areas based on the areas and depths presented in the summary table. In situ volumes include a 25% constructability factor.
Soil Excavation Volume (In situ)	cy	62	
Soil Excavation Volume (Ex situ)	cy	75	Includes soil volume to be transported and disposed. Ex situ volumes include a 25% constructability factor and 20% swell factor.
Soil Excavation Mass	tons	83	Includes soil mass to be transported and disposed.
Soil Excavation Surface Area	sf	1,342	
Volume to Weight Conversion	tons/cy	1.10	Ex situ or loose soil conversion.
Mobilization/Demobilization	ls	5,000	Includes mob/demob of excavation equipment and preparing submittals.
Excavate Soils	day $/day	1.0 7,720.0	Includes 1/2 cy excavator, 3-22 cy off highway trucks, 1 O.E., 3 T.D., 1 L.S. spotter, 2 L.S. to prep trucks/and misc. Reduced productivity by 50% for loading trucks, small precise excavations, and security/S&H requirements. Average 160 cy/day. RSMeans Crew B12-E.
Standby Time	day $/day	3 1120.00	Assume 3 days equipment standby while analysis is being performed. Assume no additional hot spot excavation.
UXO Support	days $/days	2 1,150.00	Based on historical cost.
Offsite Disposal	tons $/ton	83 41.00	Based on shipping waste to American Landfill, Waynesburg, Ohio approximately 80 mi RT.

Feasibility Study for Building 1200 AOC
Alternative 2 - Attain National Guard Training and Residential Land Use
Key Parameters and Assumptions

Key Parameters and Assumptions:

Item	Unit	Value	Notes
Confirmational Sampling & Analysis			
Confirmation Samples	ea	4	Includes 4 samples using incremental sampling methodology (ISM).
Sampling Labor	hrs	16	Includes confirmation sampling labor. Assumes 1 sampling technician at 8 hours/day for 2 days.
Sampling Labor	$/hr	70	
Per Diem	$/event	232	1 person x $116/day
Truck Rental / Gas	$/event	280	1 truck x $90/day. Add $100 for gas.
Confirmation Sample Materials	ea	5	Reference ECHOS 33 02 0401/0402 for ISM, processing, disposable sampling and decontamination materials.
Confirmation Sample Materials	$/ea	80	
Sample Analysis	$/ea	500	Analyze samples for metals (5 @ $100). Includes 10% duplicate.
Data Management	hrs	5	Data validation
Data Management	$/hr	60	
Restoration			Includes native soil backfill. Assume productivity has been reduced by 25% to account for security and safety requirements.
Native Soil Backfill	cy	75	RSMEANS 312323160035 and 312323160040, Unclassified Fill, 6" Lifts, Offsite Source @ 10 miles, Includes delivery, spreading, and compaction.
Native Soil Backfill	$/cy	26.20	
Seeding, Vegetative Cover	MSF	3	RSMeans 329219142200. Seeding with mulch and fertilizer. Assume 0.05 acres is revegetated for excavation areas and equipment damage.
Seeding, Vegetative Cover	$/MSF	66.00	
SWPPP Inspections	hrs	40	Assume 4 hrs per week for 10 weeks.
SWPPP Inspections	$/hr	60	
Plans and Reports			
Corrective Action Completion Report	hrs	200	Includes Construction QC data and preparing report.
Technical Labor	$/hr	80	

Feasibility Study for Building 1200 AOC
Alternative 2 - Attain National Guard Training and Residential Land Use
Cost Estimate

CAPITAL COST **$123,271**

Activity (unit)	Quantity	Unit Cost	Total
Site Work			
Civil Survey (day)	1	$950.00	$950
As Built Drawings (hrs)	8	$60.00	$480
Soil Excavation			
Mobilization/Demobilization (ls)	1	$5,000.00	$5,000
Excavate Soil (cy)	1	$7,720.00	$7,720
Standby Time (cy)	3	$1,120.00	$3,360
UXO Support (days)	2	$1,150.00	$2,300
Offsite Disposal (ton)	83	$41.00	$3,383
Confirmational Sampling & Analysis			
Sampling Labor (hrs)	16	$70.00	$1,120
Per Diem (event)	1	$232.00	$232
Truck Rental / Gas (event)	1	$280.00	$280
Confirmation Sample Materials (ea)	5	$80.00	$400
Sample Analysis (lot)	1	$500.00	$500
Data Management (hrs)	5	$60.00	$300
Restoration			
Native Soil Backfill (cy)	75	$26.20	$1,965
Seeding, Vegetative Cover (MSF)	3	$66.00	$198
SWPPP Inspections (hrs)	40	$60.00	$2,400
Plans and Reports			
Corrective Action Completion Report (ea)	200	$80.00	$16,000
Subtotal			$46,588
Design		90%	$41,929
Office Overhead		5%	$2,329
Field Overhead		15%	$6,988
Subtotal			$97,834
Profit		6%	$5,870
Contingency		20%	$19,567
Total			$123,271

COMMENT RESPONSE TABLE

DRAFT REMEDIAL INVESTIGATION/FEASIBILITY STUDY REPORT FOR SOIL, SEDIMENT, AND SURFACE WATER AT THE RVAAP-12 BUILDING 1200, RAVENNA ARMY AMMUNITION PLANT, RAVENNA OHIO
COMMENT RESPONSE TABLE ~ FINAL

Comment Number	Page or Sheet	Comment	Recommendation	Response
		Ohio EPA (Todd Fisher, Brian Tucker)		
O-1.	General Ecological Risk	The risk assessment methods are not consistent with the ERA methods outlined in the FWERAWP. It also appears that the approached use in this report (building 1200) has been employed in the Anchor Test Area and the report for Paris-Windham dump.	It is beneficial to get the risk assessment methods consistent with the FWERAWP, prior to producing any more reports and all current reports that are inconsistent must be appropriately revised to be compliant with the FWERAWP.	Clarification. As discussed with Todd Fisher on 3/1/12, he noted that this comment was inadvertently included in this table. As discussed, the Ecological Risk Assessment in this Draft RI/FS Report followed the guidance documents and templates established by USACE/SAIC and approved by Ohio EPA in August 2011. No change recommended.
O-2.	Page 2-2 Section 2.12 Lines 18-23	2010 Census data is now available. The populations of Portage and Trumbull counties, as well as the cities of Ravenna and Newton Falls, have changed from their projected 2007 totals.	Please use the 2010 Census data to revise the population totals: Portage County: 161,419 Trumbull County: 210,312 Ravenna City: 11,724 Newton Falls: 4,795	Agree. Text has been revised as presented at the end of the table in Global Comment G-2.
O-3.	Page 2-2, Section 2.12 Lines 31-33 (ALL RPTS)	The text states that "RVAAP facility is operated by the Base Realignment and Closure (BRAC) Division of the Army who manages the restoration activities at RVAAP." While this statement is true at the current time, it will not be true in the near future.	Please be advised, if there is a change in restoration management, all documents (except for approved documents) should be revised to indicate which government agency is managing the environmental restoration at RVAAP at the time of the final report.	Agree. As discussed during the 3/14/12 resolution meeting, BRAC will continue management of the restoration activities probably until September 2012. Once the management of the restoration activities formally changes to NGB, the text in documents will be changed accordingly. No text change required for the Building 1200 RI/FS Report.
O-4.	Page 2-3 Lines 27-28	The text states that "sample results showed the PCB concentrations in the applied paint at the buildings within Building 1200 AOC were less than 50 parts per million (ppm)."	Please further elaborate in the text why 50 ppm PCB is significant.	Agree. Text has been revised as follows: "Sample results showed the polychlorinated biphenyl (PCB) concentrations in the applied paint at the buildings within the Building 1200

Comment Number	Page or Sheet	Comment	Recommendation	Response
				AOC were less than 50 parts per million (ppm), which is the concentration that indicates a waste may be disposed of in a Toxic Substances Control Act (TSCA) incinerator, in a TSCA chemical waste landfill, or by an EPA-approved alternative method."
O-5.	Page 2-4 Section 2.2.3.2 Lines 28-43	The text states that "the identified AOCs were prioritized for CERCLA action based on an analytical hierarchy process score that evaluated potential threat to human health and the environment." The process used to score the AOCs is called Relative Risk Site Evaluation (RRSE).	Please include RRSE in the discussion.	Agree. Text has been revised as follows: "The identified AOCs were prioritized for CERCLA action using a Relative Risk Site Evaluation (RRSE) that was based on an analytical hierarchy process score that evaluated potential threat to human health and the environment (e.g., potential hazards, release mechanisms, and environmental conditions)."
O-6.	Page 3-3 Line 39-43	Were geotechnical samples characterized using the Unified Soil Classification System (USCS)?	Please include the Unified Soil Classification System designation when describing grain size distribution and other geotechnical analyses.	Clarification. The Geotechnical data presented on Page 3-3 Lines 39-43 are historical data collected during the Characterization of 14 AOCs. This investigation collected Shelby Tubes and submitted them for laboratory analysis under ASTM Method K1587-83. No text change recommended.
O-7.	Page 3-5 Line 16 (ALL RPTS)	The text states that the potentiometric surface of the facility is shown in Figure 3-1. The figure actually shows the potentiometric surface of the Building 1200 area of concern.	Please change "facility" to "AOC" in the text.	Agree. Text has been revised as follows: "Potentiometric surface of the AOC is shown on Figure 3-1."
O-8.	Page 4-9 Lines10-14	The text states that Test America of North Canton performed chemical analysis of samples collected. Were explosives analyzed at the North Canton Laboratory?	Verify where explosive analyses occurred and make the appropriate changes to the text.	Agree. Text has been revised as presented at the end of the table in Global Comment G-7.

Comment Number	Page or Sheet	Comment	Recommendation	Response
O-9.	Page 5-5, Figure 5-1 (ALL RPTS)	Figure 5-1 is not clear in stating that the process outlined in the figure (Process to Identify Chemicals of Potential Concern at RVAAP) is only appropriate for the human health risk assessment portion of the RI.	Please clarify that the process described in Figure 5-1 is only appropriate for the human health risk assessment portion of the RI. Chemicals of potential ecological concern are developed following Ohio EPA's ecological Risk Assessment guidance. If this process was completed as part of an ecological risk assessment, then the COPECs will need to be re-evaluated using the appropriate methodology. In the future, screening based on essential nutrients is not acceptable for ecological risk assessments. It is inappropriate to use a screen based on human exposure (*e.g.*, essential nutrients for humans) for determining site related compounds (SRCs). The process to identify SRCs needs to be specific and unique for human COPCs and ecological COPECs.	Clarification and agree. Figure 5-1 is used for the human health risk assessment portion of this report and is an exact replicate of Figure 1-1 of the *Facility-Wide Human Health Cleanup Goals for the Ravenna Army Ammunition Plant* (USACE 2010). To clarify this is for human health risk assessment, the title of the figure has been changed to: Figure 5-1. Process to Identify RVAAP Chemicals of Concern in the Human Health Risk Assessment" Regarding the screening of essential nutrients, as discussed during the 3/14/12 resolution meeting, the stakeholders agree that the essential nutrient screening conducted in the HHRA is protective for ecological receptors. As this approach was conducted in this report, no text changes are necessary.
O-10.	Page 5-19 Table 5-6	Barium, Chromium, Cobalt, Copper, Mercury, Nickel, Selenium, and Thallium have maximum detection concentrations below background criteria, however, they are listed as "exceeds background" under SRC Justification.	Please explain why these analytes are not described as "Below Background" under the SRC Justification column.	Agree. The SRC Justification for Barium, Chromium, Cobalt, Copper, Mercury, Nickel, Selenium, and Thallium has been changed to "Below background".
O-11.	Page 5-22 Table 5-8	Table shows grain-size fraction analysis at 16.2% sand, 41.8% silt, and 42.0% clay. Were Atterberg Limits determined for the cohesive soil fraction of the soil sample? If so, what is the USCS classification for the sample?	Please include the Unified Soil Classification System designation when describing grain size distribution and other geotechnical analyses.	Clarification. The Atterberg Limits were not required as part of the PBA08 SAP. Consequently, the lab did not determine these limits. No text change recommended.

Comment Number	Page or Sheet	Comment	Recommendation	Response
O-12.	Page 5-37 Figure 5-4	Maximum detection of SRC values (in red) do not correlate with maximum detection values in Table 5-4 for surface soils. For example, Pyrene is shown in Figure 5-4 with a maximum detection of 0.18 mg/kg (B12sb-027, 0-1 foot), whereas the maximum detection for Pyrene in Table 5-4 is listed as 0.027 mg/kg. This can be seen in other SVOCs when comparing "red" values in Figure 5-4 with Table 5-4 maximum detect values.	Please explain the discrepancy or add additional text to either the table or figure to further explain the difference.	*(Revised Response)* Agree. The result of Pyrene at B12sb-027 was off by a decimal and has been changed to 0.018 mg/kg. The Pyrene concentration of 0.13J mg/kg in B12ss-001 ~~0.027 mg/kg in B12ss-036M~~ will be bolded red as the maximum detection. Figure 5-4 presents historical sample locations, in addition to sample locations used to in the SRC screening (Table 5-4). To clarify, the following footnote has been added to the appropriate Section 5 figures: In addition to samples used in the site related contaminant (SRC) screening, historical samples may also be included on this figure.
O-13.	Sec.7.2.4.3 Identification of Building 1200 AOC COCs: National Guard Trainee Scenario and elsewhere	The document indicates that none of the COPCs identified in shallow soils (and other media) have similar non-cancer effects or target organs; therefore, an SOR for non-cancer endpoints was not calculated.	This is an incorrect use of segregation of COCs via toxic endpoints. All non-cancer compounds should be included in a SOR and only those with a common end point may be considered a separate group. Compounds with no target organ or mechanism of action should be left in the general SOR category. COC and CUGs need to be recalculated based on the correct SOR methodology. By correctly using the SOR methodology, additional COCs may be added back into the risk assessment and RAOs/Cleanup goals. See Section 8.2.2 Aggregate risks for multiple substances in RAGS A (EPA/540/1-89/002) for additional clarification. The SOR approach used in section 7.2.4.3, 7.2.4.4 and possibly elsewhere is incorrect.	Clarification. A review of the SOR methodology per the newly issued USACE Position Paper of the Use and Application of Facility-wide Cleanup Goals (February 23, 2012), additional COCs were not identified at the Building 1200 AOC. In accordance with recent Ohio EPA guidance, as there are no changes to the risk or remedy, a revision of the HHRA in this report is not recommended.
O-14.	Sec. 7.2.4.4	Background values have been	Background values for RVAAP are to be	Clarification. As agreed during the Building

Comment Number	Page or Sheet	Comment	Recommendation	Response
	and elsewhere	determined for metals at RVAAP. Citations to values other than the facility or academic background values generally should not be used (*e.g.*, Vosnakis and Perry 2009). Weight of evidence information may be used to help determine if concentrations of compounds may be unrelated to Site activities.	cited to the Phase II Remedial Investigation Report for the Winklepeck Burning Ground (USACE 2001).	1200 comment resolution meeting in April 2011 a weight-of-evidence discussion has been added to the text and citations of other background values other than facility wide background values have been removed from the Identification of COCs portion of the HHRA. Discussions of other values are only included in the Uncertainty Assessment. No text change recommended.
O-15.	Page 13-9 Table 13-1	Table 13-1 provides a Balancing Criteria Score. It is not readily apparent how each of the ranks is assigned a score.	In the table footnote, please indicate that Low, Medium, and High rankings are assigned scores of 1, 2, and 3 respectively. Please update table ES-2 (Page ES-7) as well.	Agree. Text has been revised as presented at the end of the table in Global Comment G-5.
O-16.	Page 16-4 References	RVAAP's Facility Wide Human Health Risk Assessment Manual, Amendment 1 01 Dec 2005 is missing from the reference section.	Please add USACE Human Health Risk Assessment Manual, Amendment 1 01 Dec 2005 to the reference list.	Agree. Text has been revised as presented at the end of the table in Global Comment G-6.
O-17.	Appendix A. Discrete Surface Soil Samples (ALL RPTS)	Drilling logs for the discrete surface samples do not indicate how samples were collected (i.e., push probe, hand auger, trough, etc.).	Indicate on boring logs how discrete surface samples were collected (sampling apparatus).	Agree. The boring logs for discrete samples have been updated to include sampling apparatus (3" stainless steel hand auger bucket).
O-18.	Appendix B Page 3 Lines 23-24	The text states that Test America of North Canton performed chemical analysis of samples collected. Were explosives analyzed at the North Canton Laboratory?	Verify where explosive analyses occurred, and make the appropriate changes to the text.	Agree. Text has been revised as presented at the end of the table in Global Comment G-7.
O-19.	Appendix D. Chain of	Several of the Chains-of-Custody are missing "received by" signatures.	Please print from CD and provide signed copies of all Chains-of-Custody in	Agree. Text has been revised as presented at the end of the table in Global Comment G-8.

Comment Number	Page or Sheet	Comment	Recommendation	Response
	Custody Records		Appendix D.	
O-20.	General Appendix D	The results from the Geotechnical Analysis have not been included in Appendix D.	Please include all the results from the Geotechnical Analysis in Appendix D or indicate in the text where these results may be found.	Agree. Text has been revised as presented at the end of the table in Global Comment G-3.
O-21.	Appendix E. Figures E-1, E-2, E-3 (ALL RPTS)	Biotransformation pathways show solid line arrows and dashed lined arrows. What is the difference between the two?	Please provide text labels for each arrow type.	Agree. The solid line arrows represent primary biodegradation pathways and the dashed lines represent alternate degradation pathways. A legend defining both will be added to applicable figures.
O-22.	Appendix I. Page 1 and Page 5	These pages show remediation costs of $123,000 and $123,271, respectively. These two values should be the same.	Please clarify why these two values are different and make the appropriate changes to the text.	Agree. Text has been revised as presented at the end of the table in Global Comment G-9.
Camp Ravenna (Katie Tait)				
CR-1.	Pg ES-5, Line 5	Delete 'the 7.7 acres'.		Agree. Text has been revised as recommended.
CR-2.	Pg 3-8, Line15	"Hunters and trappers may access the AOC during annual hunts sponsored by OHARNG. Hunting, trapping, and fishing programs at RVAAP coincide with Ohio Department of Natural Resources (ODNR) seasons, although availability to the public is limited (some hunts may be employee-only). Examples of species included in the RVAAP wildlife management programs are beaver, deer, turkey, waterfowl, and fish." This needs reworded as out deer hunts do not coincide with the ODNR seasons… we have special dates.	Suggested text: Hunters and trappers may access the AOC for recreational purposes as part of the OHARNG wildlife management programs."	Agree. Text has been revised as recommended.

Comment Number	Page or Sheet	Comment	Recommendation	Response
CR-3.	Pg 4-7, Line 22	Change 'mount' to 'mound'.		Agree. Text has been revised as recommended.
CR-4.	Pg 7-28, Line 40	"The planned land use at the Building 1200 AOC is National Guard Training including dismounted training. USACE and OHARNG stewardship procedures (OHARNG 2008) intended to facilitate ecological recovery may be utilized if habitat alterations occur." This statement seems to imply that the OHARNG land use will cause habitat alteration. Please revise.	Suggested text: "Change to "Army natural and ecological resource management activities may apply if habitat disturbance occurs during remedial activities."	Agree. Text has been revised as recommended.
CR-5.	Pg 7-31, Line 31	"Both the US Army and Ohio EPA recognize 17 important places and resources at RVAAP." This statement makes it sound like these 17 resources are actually located at RVAAP which is incorrect.	Change to "Both the US Army and Ohio EPA recognize 17 important places and resources."	Agree. Text has been revised as presented at the end of the table in Global Comment G-11.
CR-6.	Pg 7-32, Line 7	"USACE and OHARNG are required to monitor ecological conditions…"	Change to "The Army is required…"	Agree. Text has been revised as presented at the end of the table in Global Comment G-13.
CR-7.	Pg 7-32, Line 9, Management Goals	"While the monitoring focuses on the potential adverse effects from training activities, degradation from contamination would be noticed as well." Really the monitoring of natural resources is required to sustain training lands. It is not necessarily triggered by adverse effects from training. We try to proactively manage the facility and limit degradation during training. Therefore	Change to "Environmental and natural resource monitoring and management activities in place at Camp Ravenna may also be applicable to any degradation noted from contamination."	Agree. Text has been revised as recommended.

Comment Number	Page or Sheet	Comment	Recommendation	Response
		this statement is incorrect. Please revise.		
CR-8.	Pg 7-32, Line 18	"… or enhance the Camp Ravenna and RVAAP natural resources…" Please use facility.	Change to "… or enhance the facility natural resources…"	Agree. Text has been revised as presented at the end of the table in Global Comment G-14.
CR-9.	Pg 7-33, Line 20, Threatened and Endangered Species	"The Building 1200 has not been previously surveyed for rare species. There have been no documented sightings of rare, threatened or endangered species at the AOC (OHARNG 2008)."	Change to "There are currently no federally listed species or critical habitat on Camp Ravenna. The Building 1200 AOC has not been previously surveyed for rare species; however, there have been no documented sightings of rare, threatened or endangered species at the AOC (OHARNG 2008)."	Agree. Text revised as recommended.
CR-10.	Pg 3-37 Wetlands	You need to state in this section that a formal jurisdictional delineation has not been performed and that the acreage sited is based on a planning level survey.		Agree. The first paragraph of the Wetlands subsection has been revised as follows: "There is one habitat type of intermittently flooded early-succession herbaceous field in the northeast corner of the Building 1200 AOC (Figures 7-1 and 7-2) (OHARNG 2008). This habitat type coincides with a small, emergent, planning level survey wetland covering 0.39 acres. Hereafter, the habitat type will be called a wetland. No jurisdictional wetlands determination has been conducted at this AOC. For any wetland at the AOC potentially affected by remedial activities, a jurisdictional determination by USACE would be required to determine the regulatory status."
CR-11.	Pg 7-38 Threatened and Endangered	Why is this section here as it was already described on Page 7-33?		Clarification. Per the outlined established with USACE and approved by Ohio EPA, Threatened and Endangered Species are a header in the outline under both Terrestrial Resources and

Comment Number	Page or Sheet	Comment	Recommendation	Response
	Species			Aquatic Resources. It is possible that there could be different species listed under Terrestrial versus Aquatic Resources. However, for a number of AOCs such as B1200, these sections are often the same. No text changes are recommended.
CR-12.	Pg 7-32, Management Goals for the AOC and Pg 7-41, Line 38-41 (ALL RPTS)	Need to better describe and infiltrate the management goals into these sections based on the comments I had on the Comments on Goals listed in Appendix H.		Agree. Text on Page 7-32 and 7-40 has been revised as follows: "For example, Goal 1 states the natural resources need to be managed in a compatible way with the military mission, and Goal 5 requires the U.S. Army to sustain usable training lands and native natural resources by implementing a natural resource management plan which incorporates invasive species management and by utilizing native species mixes for revegetation after ground disturbance activities."A similar edit will be made to Page 7-41.
CR-13.	Pg 7-54, Line 31 (ALL RPTS)	"RVAAP has about 3,660 acres of wetlands …" Where did this figure come from?		Clarification and agree. The number of 3,660 acres is published in the INRMP (2008) but references the number of acres surveyed and not necessarily declared to be wetlands. In subsequent RI Reports the number has been revised to 1,970 acres from the INRMP (OHARNG 2008). The amount of wetlands will be revised to 1,970 acres on Line 31. In addition, the following text will be added to "The Entire RVAAP" section: "There are approximately 1,970 acres of wetlands (jurisdictional and planning level survey) as defined in the INRMP (OHARNG 2008), representing 9.1% of the habitat at RVAAP."
CR-14.	Appendix H,	The comment stated by SAIC in relation		Agree. Text has been revised as presented at the

Comment Number	Page or Sheet	Comment	Recommendation	Response
	Table H-5, Goal 5	to this Goal is not applicable nor meet the intent of the Goal. It needs to state something like "The Army sustains usable training lands and native natural resources by implementing a natural resource management plan which incorporates invasive species and nuisance species management and by utilizing native species mixes for revegetation after ground disturbance activities."		end of the table in Global Comment G-21.
CR-15.	Appendix H, Table H-5, Goal 6	The comment stated by SAIC in relation to this Goal is not applicable nor meet the intent of the Goal. It needs to state something like "The Army minimizes habitat disturbance during HTRW activities and utilizes sustainability practices when disturbance is required in order to properly manage and maintain wildlife populations and resources.		Agree. Text has been revised as presented at the end of the table in Global Comment G-22.
CR-16.	Appendix H, Table H-5, Goal 7	This goal does not really relate to HTRW work. Please delete.		Agree. Text has been revised as presented at the end of the table in Global Comment G-23.
CR-17.	Appendix H, Table H-5, Goal 8	The comment stated by SAIC in relation to this Goal is not applicable nor meet the intent of the Goal. It needs to state something like "The Army sustains and manages forest resources by implementing a natural resource management plan. During HTRW activities, efforts are made by the Army to minimize impacts to forest communities.		Agree. Text has been revised in accordance with comment G-24.

Comment Number	Page or Sheet	Comment	Recommendation	Response
CR-18.	Appendix H, Table H-5, Goal 9	Need to also mention that wetlands and surface waters are protected during disturbance activities and that avoidance measures are also implemented.		Agree. Text has been revised as presented at the end of the table in Global Comment G-25.
CR-19.	Appendix H, Table H-5, Goal 10	Need to also mention that stormwater/erosion controls are utilized and implemented during and HTRW activities.		Agree. Text has been revised as presented at the end of the table in Global Comment G-26.
CR-20.	Appendix H, Table H-5, Goal 11	The comment stated by SAIC in relation to this Goal is not applicable nor meet the intent of the Goal. It needs to state something like "The Army utilizes a cultural resource management plan to manage and protect cultural resources at the facility. Coordination with state and federal agencies regarding cultural resources is conducting as necessary. Restoration contractors are also advised to utilize the Camp Ravenna Policy for Inadvertent Discoveries for reporting purposes should they come upon a cultural item."		Agree. Text has been revised as presented at the end of the table in Global Comment G-27.
CR-21.	Appendix H, Table H-5, Goal 12	The comment stated by SAIC in relation to this Goal is not applicable nor meet the intent of the Goal. It needs to state something like "Natural resource data is collected and managed by the OHARNG. This data may be utilized during restoration activities in order to provide an accurate portrait of natural resources at an AOC."		Agree. Text has been revised as presented at the end of the table in Global Comment G-28.
USACE (Angela Schmidt)				

Comment Number	Page or Sheet	Comment	Recommendation	Response
A-1.		Please ensure the term RAFLU is defined. You must present the RAFLU as follow: Building 1200 - RAFLU Dismounted Training – Digging OHARNG Military Use and Training Land Use Representative Receptor = National Guard Trainee RVAAP is a controlled access facility that is fenced and patrolled by security personnel. *Wet Storage Area,* located in the *central* portion of RVAAP, is currently inactive. Full-time OHARNG, BRAC, and contractor staff work at the facility. Military training and operations are conducted at the facility. The OHARNG projected future land-use for the AOC is Military Use and Training. The representative receptor is the National Guard Trainee and per the FWHHRAM this constitutes the Risk Assessment Land Use of Dismounted Training- Digging. National Guard training, in conjunction with the evaluation of agricultural-residential land uses and associated receptors, form the basis for identifying COCs. Residential land use, specifically the Resident Farmer scenario, is included to evaluate COCs for unrestricted land use at the AOC as required by the CERCLA process and as outlined in the FWHHRAM (USACE 2005).		Agree. The text has been reviewed to ensure the RAFLU is described as presented.
A-2.		Page 7-12, Line 2: Please rewrite the 1-in-1. This is distracting as written.		Agree. Text has been revised as presented at the end of the table in Global Comment G-29.
A-3.		Delete last sentence of the first paragraph on page 7-12.		Agree. Text has been revised as presented at the end of the table in Global Comment G-30.
A-4.		Please be consistent using Facility-wide CUGs as well as Facility-wide CUG Report. These should both be FWCUG after the first usage.		Agree. Text has been revised as presented at the end of the table in Global Comment G-31.
A-5.		When we use the term Acceptable Risk, we are assuming that the person who is at risk accepts these. Please reference which agency deemed the risk acceptable.		Agree. Text has been revised as presented at the end of the table in Global Comment G-32.
A-6.		Please add references to the agreed upon and approved process for the unified approach for the ERAs in the PBA-		Agree. Text has been revised as presented at the end of the table in Global Comment G-33.

Comment Number	Page or Sheet	Comment	Recommendation	Response
		2008.		
A-7.		Page 7-37, Lines 1 through 4 are repeated again in Lines 5 through 7. Please eliminate one.		Agree. Text has been revised as presented at the end of the table in Global Comment G-34.
A-8.		Page 7-38. Here and in all other RIs, please use the terms state-listed and federally-listed species instead of "rare" in the text.		Agree. Text has been revised as presented at the end of the table in Global Comment G-35.
A-9.		Do not use the term for default COEC/COC for chemicals that lack an ESL.		Agree. Text has been revised as presented at the end of the table in Global Comment G-36.
A-10.		On page 7-59 and throughout as well as in other documents, please do not use the term "significant" to refer to resources.		Agree. Text has been revised as presented at the end of the table in Global Comment G-37.
A-11.		It is still unclear why the 1996 data was used in the Nature and Extent but not the Risk Assessment. If it is too old for the Risk Assessment isn't it old for the Nature and Extent?		Clarification. The 1996 data was used in the Nature and Extent only to evaluate trends over time, not the current Nature and Extent of contamination. The text in Section 7.1.1.1, first paragraph, has been revised as follows: "The 1996 data not included in the risk assessment were used in the characterization of nature and extent of contamination (Section 5.0) to evaluate trends over time."
A-12.		When I read the text on page 7-1 relating to the soil and depth intervals for the Resident and the National Guard Trainee, I am unsure what was done. Do you have ISM data for the 0 – 1 foot interval that you did not use for the National Guard Trainee? It is stated that		Agree. To add clarity to the text, the following revisions have been made to the second bullet in Section 7.1.1.1: "Deep surface soil is defined as 0 to 4 ft bgs for the National Guard Trainee; however, no samples are available below 3 ft bgs due to the presence of shallow bedrock. Because the upper (0-1 ft

Comment Number	Page or Sheet	Comment	Recommendation	Response
		the 0 – 1 and the 1 – 3 were treated separately. If you have data that is for the AOC it seems like you need to use it for each receptor. This should hold true especially when it is likely that the receptor will be using the upper level of the soil when they would not be able to dig deeper. This is stated again under Table 7-2. Please provide rationale or clarify. I understand that you have two types of data (ISM and discrete) and that they cannot be averaged or analyzed together. It needs to be clearly written that we are using both types of data for both receptors.		bgs) portion of this interval was characterized using ISM sampling and the deeper (1-3 ft bgs) portion of this interval was characterized using discrete samples from soil borings, these two intervals were evaluated separately. That is, the same 0-1 ft ISM data were used for both the National Guard Trainee and Resident Farmer Receptors and 1-3 ft bgs discrete data were also evaluated for the National Guard Trainee to account for exposure of this receptor to the 0-4 ft deep surface soil interval. It is inappropriate to combine the ISM and discrete sample data due to different levels of variability in these two data types."
Global Comments from Other PBA08 Reports				
G-1.	ATA O-1 GENERAL (ALL RPTS)	This report consistently cites the older Facility-Wide Sampling Analysis Plan for Environmental Investigations at the Ravenna Army Ammunition Plant (USACE 2001).	Please provide an explanation as to why the Final Facility-Wide Sampling and Analysis Plan for Environmental Investigations at the Ravenna Army Ammunition Plant,(USACE 2011) is not being referenced.	Clarification and agree. When referencing the FWSAP, it is in reference to sampling performed under the PBA08 Remedial Investigation. This effort was performed in February – April 2009 under the 2001 FWSAP. The 2011 FWSAP was finalized and approved after the PBA08 RI. To clarify in the text, the revisions below are recommended for Page 4-4, Line 5: " (herein referred to as the FWSAP). An updated version of the FWSAP was developed in February 2011 and approved by the Ohio EPA; however, the PBA08 RI was implemented prior to approval of this updated version. "
G-2.	ATA O-3 Page 2-2, Section 2.1.2 Lines 21-26	2010 Census data is now available. The populations of Portage and Trumbull counties, as well as the cities of Ravenna and Newton Falls, have changed from	Please use the 2010 Census data to revise the population totals: Portage County: 161,419	Agree. The first paragraph in Section 2.1.2 has been changed as follows: Census projections for 2010 indicate that the

Comment Number	Page or Sheet	Comment	Recommendation	Response
	(ALL RPTS)	their projected 2007 totals.	Trumbull County: 210,312 Ravenna City: 11,724 Newton Falls: 4,795	populations of Portage and Trumbull counties are 161,419 and 210,312, respectively. Population centers closest to RVAAP are Ravenna, with a population of 11,724 and Newton Falls, with a population of 4,795.
G-3.	ATA O-5 Page 5-7, lines 14-17 (ALL RPTS)	The text states that Shelby tube samples were capped, sealed with wax, and submitted for laboratory geotechnical analysis for porosity, bulk density, moisture content, TOC, grain size, and permeability. The text also states that laboratory analytical results for geotechnical samples are presented in Appendix D. The results of the geotechnical analysis have been omitted from Appendix D.	Please provide geotechnical analysis results in Appendix D or indicate in the text where the geotechnical analytical results can be found.	Clarification. The analytical results for the geotechnical samples are presented in Appendix D. The laboratory results can be seen in the Appx D: Laboratory Analytical Results CD for the hard copy or starting on page 6,127 of the compiled PDF. Please note that the SAIC generated results tables were not in Appendix D since they were presented in the main text on page 5-22, Table 5-8. To rectify, we have included a copy of the Summary of Geotechnical Parameters at the end of the tables presented in Appendix D.
G-4.	ATA O-7 GENERAL, Section 7.2 Human Risk Assessment (ALL RPTS)	The report brought in a discussion on the NCP risk range of 1E-4 to 1E-6. We have stated many times that Ohio EPA has a fixed risk goal of 1E-5. (http://epa.ohio.gov/portals/30/rules/HH%20Cumulative%20Carc%20Risk%20and%20Non-Carc%20Hazard%20Goals.pdf). The DERR Remedial Response program has adopted a human health cumulative excess lifetime carcinogenic risk goal of 1E-5 and a cumulative non-cancer hazard goal equal to a hazard index (HI) of 1, for all receptors and land uses. These goals are to be used as both the level of acceptable excess cancer risk or non-cancer hazard and for	This should be used or at a minimum discussed as the appropriate risk goal for RVAAP. Please make the appropriate changes to the text and associated tables.	Clarification and agree. Please note that the target risk for identification of COCs in the RI is 1E-05 as noted in the text and tables. For example, also in Section 7.2.4 the text notes: "The COPC is identified as a COC for a given receptor: If the EPC exceeds the more protective FWCUG for either the 1E-05 target cancer risk or the 1.0 target HQ". Table 7-6 provides the FWCUGs corresponding to an HQ of 1.0 and target risk of 1E-05 and these are the FWCUG used in all of the Appendix G COC screening tables." To provide additional clarification, the following text has been added to describe cancer risk in

Comment Number	Page or Sheet	Comment	Recommendation	Response
		the development of remediation goals for a site. The defined risk and hazard goals should be applied as a *goal*, recognizing the need to retain flexibility during the evaluation and selection of remedial alternatives.		Section 7.2.4: "For carcinogens, risk is expressed as the probability that an individual will develop cancer over a lifetime as a result of exposure to the carcinogen. Cancer risk from exposure to contamination is expressed as the increased chance of cancer above the normal background rate of cancer. In the United States, the background chance of contracting cancer is a little more than 3 in 10, or 3E-01 (American Cancer Society 2003). The calculated incremental lifetime cancer risks (ILCRs) are compared to the range specified in the NCP of 10-6 to 10-4, or 1-in-1 million to 1-in-10,000 exposed persons developing cancer (USEPA 1990). Cancer risks below 10-6 are considered acceptable; cancer risks above 10-4 are considered unacceptable. The range between 10-6 and 10-4 is of concern, and any decisions to address risks further in this range, either through additional study or engineered control measures, should account for the uncertainty in the risk estimates. The Ohio EPA Division of Environmental Response and Revitalization (DERR) Remedial Response program has adopted a human health cumulative ILCR goal within this range of 1E-5 to be used as the level of acceptable excess cancer risk and for the development of remediation goals for a site. The DERR notes the defined risk goal should be applied as a goal, recognizing the need to retain flexibility during the evaluation and selection of remedial alternatives."
G-5.	ATA O-10 Page 13-9,	Table 13-1 provides a Balancing Criteria Score. It is not readily apparent how	In the table footnote, please indicate that Low, Medium, and High ranking is	Agree. The following footnote has been added to Tables 13-1 and ES-2.

Comment Number	Page or Sheet	Comment	Recommendation	Response
	Table 13-1 (ALL RPTS)	each of the ranks is assigned a score.	assigned scores of 1, 2, and 3 respectively. Please update table ES-2 as well.	"Scoring for the Balancing Criteria is as follows: High = 3, Medium = 2, Low = 1"
G-6.	ATA O-12 Page 16-3 References (ALL RPTS)	RVAAP's Facility Wide Human Health Risk Assessment Manual,Amendment 1 01 Dec 2005 is missing from reference section.	Please add USACE Human Health Risk Assessment Manual,Amendment 1 01 Dec 2005 to the reference list.	Agree. The following reference has been added to Section 16. USACE 2005. *RVAAP's Facility Wide Human Health Risk Assessor Manual, Amendment 1*. December 2005.
G-7.	ATA O-15 Appx B, Page 3 Lines 23-24 (ALL RPTS)	The text states that Test America of North Canton performed chemical analysis of samples collected. Were explosives analyzed at the North Canton Laboratory?	Verify where explosive analyses occurred, and make the appropriate changes to the text.	Agree and clarification. For explosives analysis, Test America, North Canton shipped the explosives to their West Sacramento, CA laboratory. Text revised as follows: "Samples collected during the PBA08 RI were analyzed by TestAmerica Laboratories, Inc. (herein referred to as TestAmerica) of North Canton, Ohio and West Sacramento, California, as a subcontractor to White Water Associates, Inc., of Amasa, Michigan." <u>Appx B, Page 3, lines 23-24 revised as follows:</u> SAIC subcontracted White Water Associates, Inc., of Amasa, Michigan, who subcontracted TestAmerica Laboratories, Inc. (herein referred to as TestAmerica) of North Canton, Ohio and West Sacramento, California, to perform chemical analysis of samples collected.
G-8.	ATA O-18 Appx D, Chain of Custody Records (ALL RPTS)	Several of the Chains-of-Custody are missing "received by" signatures.	Please print from CD and provide signed copies of all Chains-of-Custody in Appendix D.	*(Revised)* Agree. The fully signed versions of the COCs are within the laboratory data packages (Appx D: Laboratory Analytical Results CD). The COC versions provided in front of the CD were the versions held by the SAIC Field Manager. To

Comment Number	Page or Sheet	Comment	Recommendation	Response
				rectify, the hardcopy COC versions in front of the CD will be replaced with the fully signed COCs that are also in the laboratory data packages.
G-9.	ATA O-20 Appx I, Page 1 and Page 5 (ALL RPTS)	These pages show remediation costs of $94,000 and $93,967, respectively. These two values should be the same.	Please clarify why these two values are different and make the appropriate changes to the text.	Agree. Page 1 of Appx I has been revised to use the exact number not the rounded number. The main text will be reviewed to change the cost to the exact number.
G-10.	ATA CR-1 Pg 7-21, Line 32 (ALL RPTS)	"USACE and OHARNG stewardship procedures (OHARNG) intended to facilitate ecological recovery may be utilized if habitat alterations occur."	Change to "Army natural and ecological resource management activities may apply if habitat disturbance occurs."	Agree. Text revised as recommended.
G-11.	ATA CR-2 Pg 7-23, Line 38 (ALL RPTS)	"Both the US Army and Ohio EPA recognize 17 important places and resources at RVAAP." This statement makes it sound like these 17 resources are actually located at RVAAP which is incorrect.	Change to "Both the US Army and Ohio EPA recognize 17 important places and resources."	Agree. Text revised as recommended.
G-12.	ATA CR-3 Pg 7-24, Line 1 (ALL RPTS)	"Presence of an important ecological resource or place and proximity of contamination at an AOC make a resource ecologically significant." How can contamination make a resource ecologically significant? I think your description of this on page 7-23, Line 25 is a better description. Please revise.		Agree. The sentence on Page 7-24, line 1 "Presence of an important ecological resource or place and proximity of contamination at an AOC make a resource ecologically significant" has been replaced with Page 7-23, line 25 "Ecological significance is defined as an important resource found at an AOC or in its vicinity that is subject to contaminant exposure."
G-13.	ATA CR-4 Pg 7-24, Line 13 (ALL RPTS)	"USACE and OHARNG are required to monitor ecological conditions…"	Change to "The Army is required…"	Agree. Text revised as recommended.
G-14.	ATA CR-5	"… or enhance the Camp Ravenna and	Change to "… or enhance the facility	Agree. Text revised as recommended.

Comment Number	Page or Sheet	Comment	Recommendation	Response
	Pg 7-24, Line 24 (ALL RPTS)	RVAAP natural resources…" Please use facility.	natural resources…"	
G-15.	ATA CR-6 Pg 7-27, Line 1, Threatened and Endangered and Other Rare Species (ALL RPTS)	"Anchor Test Area has not been previously surveyed for rare species. There have been no documented sightings of rare, threatened or endangered species at the AOC (OHARNG 2008)."	Change to "There are currently no federally listed species or critical habitat on Camp Ravenna. Anchor Test Area has not been previously surveyed for rare species; however, there have been no documented sightings of rare, threatened or endangered species at the AOC (OHARNG 2008)."	Agree. Text revised as recommended.
G-16.	ATA CR-7 Pg 7-27, Line 17 (ALL RPTS)	"Lack of aquatic habitat lowers the diversity and ecological importance of resources at Anchor Test Area." How does a lack of aquatic habitat lower the diversity of this area? Please explain.		Clarification. This global comment is not applicable to B1200 because there are aquatic resources there.
G-17.	ATA CR-8 Appendix H, Table H-5 (ALL RPTS)	Change references of RTLS to Camp Ravenna even though this came from the OHARNG INRMP.		Agree. The use of "RTLS" has been replaced with "Camp Ravenna". RTLS will be removed from the list of acronyms and from the footer at the end of Table H-5.
G-18.	ATA CR-9 Appendix H, Table H-5, Goal 2 (ALL RPTS)	The comment stated by SAIC in relation to this Goal is not applicable nor meet the intent of the Goal. It needs to state something like "The Army works and coordinates with other federal and state agencies as necessary if mission or projects have the potential to impact natural resources."		Agree. Text revised as recommended.
G-19.	ATA CR-10 Appendix H, Table H-5, Goal 3	"No known chemically disturbed places in the natural resource areas at RTLS; chemically disturbed places are found among t he AOCs that are no currently		Agree. Text revised as recommended.

Comment Number	Page or Sheet	Comment	Recommendation	Response
	(ALL RPTS)	part of Camp Ravenna….” This statement is incorrect as there are AOCs/MRSs on Camp Ravenna property. Additionally the entire statement/comment is not applicable to the Goal listed. It needs to read something like “The Army conducts natural resource management activities at the facility to monitor potential impacts from training or other disturbance activities.”		
G-20.	ATA CR-11 Appendix H, Table H-5, Goal 4 (ALL RPTS)	The comment stated by SAIC in relation to this Goal is not applicable nor meet the intent of the Goal. It needs to state something like “The Army protects and maintains populations of rare plant and animal species by implementing a natural resource management plan at the facility and by avoiding and/or not disturbing areas with rare species.”		Agree. Text revised as recommended.
G-21.	ATA CR-12 Appendix H, Table H-5, Goal 5 (ALL RPTS)	The comment stated by SAIC in relation to this Goal is not applicable nor meet the intent of the Goal. It needs to state something like “The Army sustains usable training lands and native natural resources by implementing a natural resource management plan which incorporates invasive species and nuisance species management and by utilizing native species mixes for revegetation after ground disturbance activities.”		Agree. Text revised as recommended.
G-22.	ATA CR-13 Appendix H,	The comment stated by SAIC in relation to this Goal is not applicable nor meet		Agree. Text revised as recommended.

Comment Number	Page or Sheet	Comment	Recommendation	Response
	Table H-5, Goal 6 (ALL RPTS)	the intent of the Goal. It needs to state something like "The Army minimizes habitat disturbance during HTRW activities and utilizes sustainability practices when disturbance is required in order to properly manage and maintain wildlife populations and resources.		
G-23.	ATA CR-14 Appendix H, Table H-5, Goal 7 (ALL RPTS)	This goal does not really relate to HTRW work. Please delete.		Agree. Goal 7 deleted as recommended.
G-24.	ATA CR-15 Appendix H, Table H-5, Goal 8 (ALL RPTS)	The comment stated by SAIC in relation to this Goal is not applicable nor meet the intent of the Goal. It needs to state something like "The Army sustains and manages forest resources by implementing a natural resource management plan. During HTRW activities, efforts are made by the Army to minimize impacts to forest communities.		Agree. Text revised as recommended.
G-25.	ATA CR-16 Appendix H, Table H-5, Goal 9 (ALL RPTS)	Need to also mention that wetlands and surface waters are protected during disturbance activities and that avoidance measures are also implemented.		Agree. The Comments on Goals for Goal 9 has been revised as follows: "Wetlands and other surface waters are to be protected during disturbance activities in accordance with Federal, State, and local regulations. Avoidance measures will be implemented as practical. Some AOCs have wetlands."
G-26.	ATA CR-17 Appendix H, Table H-5,	Need to also mention that stormwater/erosion controls are utilized and implemented during and HTRW		Agree. The Comments on Goals for Goal 10 has been revised as follows: "Management of soil relevant to remedial

Comment Number	Page or Sheet	Comment	Recommendation	Response
	Goal 10 (ALL RPTS)	activities.		activities under CERCLA. Appropriate storm water and erosion controls are to be utilized during activities that require ground disturbance."
G-27.	ATA CR-18 Appendix H, Table H-5, Goal 11 (ALL RPTS)	The comment stated by SAIC in relation to this Goal is not applicable nor meet the intent of the Goal. It needs to state something like "The Army utilizes a cultural resource management plan to manage and protect cultural resources at the facility. Coordination with state and federal agencies regarding cultural resources is conducting as necessary. Restoration contractors are also advised to utilize the Camp Ravenna Policy for Inadvertent Discoveries for reporting purposes should they come upon a cultural item."		Agree. Text revised as recommended.
G-28.	ATA CR-19 Appendix H, Table H-5, Goal 12 (ALL RPTS)	The comment stated by SAIC in relation to this Goal is not applicable nor meet the intent of the Goal. It needs to state something like "Natural resource data is collected and managed by the OHARNG. This data may be utilized during restoration activities in order to provide an accurate portrait of natural resources at an AOC."		Agree. Text revised as recommended.
G-29.	ATA A-2 Page 7-12, Line 2 (ALL RPTS)	Please rewrite the 1-in-1. This is distracting as written.		Agree. Text revised as follows: "The calculated incremental lifetime cancer risks (ILCRs) are compared to the range specified in the NCP of 10-6 to 10-4, or 1 in a million to 1 in 10,000 exposed persons developing cancer (USEPA 1990)."
G-30.	ATA A-3	Delete last sentence of the first		Agree. The text on Page 7-9, lines 39-41 of ATA

Comment Number	Page or Sheet	Comment	Recommendation	Response
	Page 7-12 (ALL RPTS)	paragraph on page 7-12.		and Page 7-12, lines 15-17 of B1200 has been revised as follows: "The ratio of intake over the RfD is the HQ (USEPA 1989). ~~An HQ greater than 1.0 has been defined as the level of concern for potential adverse non-carcinogenic health effects (USEPA 1989).~~"
G-31.	ATA A-4 GLOBAL (ALL RPTS)	Please be consistent using Facility-wide CUGs as well as Facility-wide CUG Report. These should both be FWCUG after the first usage.		Agree. After defining in the first usage: 1) Facility-wide CUG Report has been presented as FWCUG Report, and 2) Facility-wide CUG has been presented as FWCUG.
G-32.	ATA A-5 GLOBAL (ALL RPTS)	When we use the term Acceptable Risk, we are assuming that the person who is at risk accepts these. Please reference which agency deemed the risk acceptable.		Agree. The term "acceptable risk" is used in 2 locations in the RI/FS report, both times in reference to the SOR decision level of 1, which is from the FWCUG Report. Recommend the following changes to the text. <u>Page 7-9, lines 1-2</u> The SOR method is based on the principle that a ratio greater than 1 represents unacceptable ~~risk~~ cumulative exposure (i.e., above FWCUGs if adjusted for exposure to multiple COPCs), and a ratio less than or equal to 1 represents acceptable ~~risk~~ cumulative exposure (i.e., below FWCUGs if adjusted for exposure to multiple COPCs). <u>Page 7-10, lines 6-8</u> The SOR method is based on the principle that a ratio greater than 1 represents unacceptable ~~risk~~ cumulative exposure (i.e., above FWCUGs if adjusted for exposure to multiple COPCs), and a ratio less than or equal to 1 represents acceptable ~~risk~~ cumulative exposure (i.e., below FWCUGs if adjusted for exposure to multiple COPCs).
G-33.	ATA A-6	Please add references to the agreed upon		Agree. Section 7.3.1 has been revised as follows:

Comment Number	Page or Sheet	Comment	Recommendation	Response
	GLOBAL (ALL RPTS)	and approved process for the unified approach for the ERAs in the PBA-2008.		"The ERA presented in this RI/FS report follows a unified approach of methods integrating U.S. Army, Ohio EPA, and USEPA guidance. This ERA approach is consistent with the general approach by these agencies and primarily follows the Level I Scoping ERA, Level II Screening ERA, and Level III Baseline ERA outlined in the Guidance for Conducting Ecological Risk Assessments (Ohio EPA 2008), with specific application of components from the FWERWP, Risk Assessment Handbook Volume II: Environmental Evaluation (USACE 2010b), and Ecological Risk Assessment Guidance for Superfund: Process for Designing and Conducting Ecological Risk Assessments (USEPA 1997). The process implemented in this RI/FS report combines these guidance documents to meet requirements of the Ohio EPA and U.S. Army, while following previously accepted methods established for RVAAP. This unified approach resulted from coordination between USACE and Ohio EPA during the summer of 2011."
G-34.	ATA A-7 Page 7-37, Lines 1 through 4 (ALL RPTS)	Page 7-37, Lines 1 through 4 are repeated again in Lines 5 through 7. Please eliminate one.		Agree. In the reports that identify Aquatic Resources, the following subsection will not discuss the aquatic resources immediately afterward. Because the ATA RI/FS does not include aquatic resources, the comment does not apply to this report. However, as an example, text in Building 1200 RI/FS Report has been revised as follows: Aquatic Resources. The Building 1200 AOC has few aquatic resources. Although there are no ponds or streams at the Building 1200 AOC, there is one shallow drainage ditch and one small wetland.

Comment Number	Page or Sheet	Comment	Recommendation	Response
				Habitat Descriptions and Species. ~~There are only two types of aquatic resources at the Building 1200 AOC, a shallow drainage ditch and small wetland. These aquatic resources are described and 6 assessed below.~~ The shallow drainage ditch…
G-35.	ATA A-8 Page 7-38 (ALL RPTS)	Here and in all other RIs, please use the terms state-listed and federally-listed species instead of "rare" in the text.		Agree. "state-listed" and "federally-listed" has been used in place of "rare".
G-36.	ATA A-9 GLOBAL (ALL RPTS)	Do not use the term for default COEC/COC for chemicals that lack an ESL.		Agree. The word "default" has been removed in the HHRA and ERA when discussing chemicals that do not have screening levels.
G-37.	ATA A-10 Page 7-59 (ALL RPTS)	On page 7-59 and throughout as well as in other documents, please do not use the term "significant" to refer to resources.		Agree. Text has been reviewed to eliminate any phrases that only mention "significant resources" without any other modifiers. However, as long as there is a modifier, such as "ecologically-significant resources" then "significant" will remain in the text.
G-38.	ATA A-11 Section 7 (ALL RPTS)	It is important that we are consistent in our approach. It seems that the ATA is using the TR of 1.0 X 10-5 for COPCs which is not correct. If this is what was completed herein and in all documents, then it needs to be corrected. The process is as follows: 1.) SRCs are detected (pass freq. detection screen, etc.) 2.) EPCs of the SRCs are screened to FWCUGs at TR of 1.0 X 10-6 and HQ = 0.1 3.) COPCs are screened against FWCUG TR to determine COC using	Revise document to follow process and correct all tables. I may have missed this in the Building 1200 RI, but I think it is just the way it is presented. For example, when you read the Title of Table 7-6, it seems you are determining the COPCs using TR of 1. X 10-5 and HQ = 1.	Clarification and agree. After review of the document (and subsequent documents), we verified the process and it is as stated in the comment. The SRCs are detected and undergo comparison of maximum detected concentrations (MDCs) to background, identification of essential nutrients, and frequency of detection screen. The screening criteria for identification of COPCs is and includes comparison of MDCs to FWCUGs at a target cancer risk level of 1E-06 and non-carcinogenic target HQ of 0.1. The criteria used for identifying COCs includes a comparison of exposure point concentrations (EPCs) to

Comment Number	Page or Sheet	Comment	Recommendation	Response
		the 1.0 X 10-5 TR.		FWCUGs corresponding to a target risk of 1E-05 and target HQ of 1.0. To further clarify, the following changes have been made. Section 7.2, second paragraph has been revised below. "Most of the agreed-to risk assessment methods have been documented in the FWHHRAM and follow standard USEPA-approved risk assessment guidance. This includes the Process to Identify RVAAP Chemicals of Potential Concern (presented in Figure 5-1), the use of TR of 1E-06 and HQ of 0.1 to identify COPCs, and TR of 1E-05 and HQ of 1.0 to identify COCs." With respect to Table 7-6 (and all equivalent table), the intention is to compare previously identified COPCs to FWCUGs Corresponding to a HQ of 1.0 and TR of 1E-05, not to identify COPCs. To rectify, Table 7-6 (and all equivalent tables) will have the title revised as follows: "Table 7-6. FWCUGs Corresponding to an HQ of 1.0 and Target Risk of 1E-05 ~~for COPCs~~ in Soil"
G-39.	ATA A-12 Section 7.2 (ALL RPTS)	Do not use the term AOC-specific for any process involving chemicals because we use this to distinguish chemicals that do not have a FWCUG or RSL and you have to calculate one.	Please correct here and all PBA 08 documents.	Agree. The term "AOC-specific" has been removed from the text in the HHRA and ERA.